SUPPLEMENTAL REMEDIAL INVESTIGATION REPORT

FORMER HAIGHT /AMERICAN HIDE
125 Bath Street
Ballston Spa, New York
BCP Site # C546055-10-12

PREPARED FOR:

NYS DEPARTMENT OF ENVIRONMENTAL CONSERVATION
Office of Environmental Quality Region 5
1115 Route 86 - PO Box 296
Ray Brook, New York 12977
AND
JJB 125 Bath. LLC
17 Sonja Lane
Ballston Spa, NY 12020

PREPARED BY:

NORTHEASTERN ENGINEERING TECHNOLOGIES PLLC
P.O. Box 2167
Ballston Spa, New York 12020

DATED:

August 12, 2019

"….. providing integrated geo-environmental, engineering and geotechnical services ….."

TABLE OF CONTENTS

1.0 INTRODUCTION 3

1.1 Supplemental Remedial Investigation Objectives 3
1.2 Site Description 3
1.3 Site History 4
1.4 Previous Investigations 4
1.4.1 Phase I Environmental Site Assessment (ESA) 4
1.4.2 UST Removal Investigation 6
1.4.3 Surface Soil Petroleum Incident Data 6
1.4.4 Phase I Addendum Report 8
1.4.5 Remedial Investigation Report 8

2.0 PHYSICAL AND ENVIRONMENTAL SETTING 16

2.1 Site Features 16
2.2 Soils / Geology 16
2.3 Hydrology 17

3.0 SUPPLEMENTAL REMEDIAL INVESTIGATION ACTIVITIES 18

3.1 Supplemental Remedial Investigation Scope of Work 18
3.2 Soil Investigation Methodology 18
3.2.1 Soil Sampling 18
3.2.2 Soil Gas Screening 18
3.3 Groundwater Investigation Methodology 20
3.3.1 Groundwater Sampling* 20
3.4 Soil Vapor Intrusion Risk Assessment Methodology 20
3.4.1 Sub Slab Vapor Probe Installation Services 2
3.4.2 Vapor Sampling 2
3.4.3 Product Inventory Survey 2
3.5 Quality Assurance/Quality Control (QA/QC) 2
3.6 Health & Safety Plan (HASP) 3
3.7 Community Air Monitoring Plan (CAMP) 3

4.0 SUPPLEMENTAL REMEDIAL INVESTIGATION FINDINS 4

4.1 Soil Investigation 4
4.1.1 Geo-Environmental Conditions 4
4.1.2 Soil Quality Results 4
4.2 Groundwater Investigation 5
4.2.1 Hydrogeologic Conditions 5
4.3 Soil Vapor Intrusion Risk Assessment 7

5.0 CONCLUSIONS 8

APPENDICIES

Appendix A 2013 RI Report Narrative

Appendix B Village of Ballston Spa Zoning Information

Appendix C Figures

Figure – 1	Site Vicinity Map
Figure - 2	Sample Location Map
Figure - 3	July 2017 Groundwater Contoure Map
Figure - 4	April 2018 Groundwater Contoure Map
Figure - 5	Existing Cap & Cover Surfaces

Appendix D Logs

Exhibit D-1	Soil Boring Logs
Exhibit D-2	Monitoring Well Logs

Appendix E Field Sampling Data Sheets

Exhibit E-1	Groundwater Sampling Data Sheets
Exhibit E-2	Sub Slab Implant Inegrity Check
Exhibit E-3	Indoor Air Quality Questionnair and Building Inventory

Appendix F Analytical Data

Exhibit F-1	Data User Summary Reports
Exhibit F-2	PEL Analytical Data

Appendix G Health & Safety Plan

Appnedix H Groundwater Monitoring Data

LIST OF ACRONYMS

AMSL	**Above Mean Sea Level**
Angelica	**RFID Textile Services, Inc. (f/k/a Angelica Textile Services, Inc.)**
AOC	**Area of Concern**
AST	**Above Ground Storage Tank**
BCA	**Brownfield Cleanup Agreement**
BCP	**Brownfield Cleanup Program**
BGS	**Below Ground Surface**
CAMP	**Community Air Monitoring Plan**
CBD	**Commercial Business District**
CCR	**Construction Completion Report**
COC	**Compounds of Concern**
DUSR	**Data Usability Summary Report**
ECI	**Environmental Compliance, Inc.**
EM	**Electromagnetic Conductivity**
ESA	**Environmental Site Assessment**
ESMI	**Environmental Soil Management Inc.**
GTS	**Galloway Technical Services**
HASP	**Health and Safety Plan**
IRM	**Interim Remedial Measures**
KOMAN	**KOMAN Government Solutions, LLC**
NAPL	**Non-aqueous Phase Liquids**
NET	**Northeastern Engineering Technologies, PLLC**
NETC	**Northeastern Environmental Technologies Corporation**
NYDOH	**New York State Department of Health**
NYSDEC	**New York State Department of Environmental Conservation**
PBS	**Petroleum Bulk Storage**
PCB	**Polychlorinated Biphenyl**
PCS	**Petroleum Contaminated Soil**
PEL	**Phoenix Environmental Laboratories, Inc.**
PID	**Photoionization Detector**
PPM	**Parts Per Million**
QA/QC	**Quality Assurance/Quality Control**
REC	**Recognized Environmental Condition**
RI	**Remedial Investigation**
SCOs	**Soil Cleanup Objectives**
SRI	**Supplemental Remedial Investigation**
SSA	**Sole Source Aquifers**
SVOC	**Semi-Volatile Organic Compound**
USDA	**United States Department of Agriculture**
UST	**Underground Storage Tank**
VOC	**Volatile Organic Compound**

ENGINEERING CERTIFICATION

I Keith Rupert, am currently a registered professional engineer licensed by the State of New York, I had primary direct responsibility for the implementation of supplemental remedial investigation activities completed during the 2017 – 2019 period, and I certify that the supplemental remedial investigation activities were implemented in general accordance with requirements pursuant to Title 6 of the New York Codes, Rules, and Regulations (6NYCRR) Part 375 Environmental Remediation Programs Subpart 375.3 Brownfield Cleanup Program as well as applicable guidance documents including NYSDEC DER-10 Technical Guidance for Site Investigation and Remediation issued May 2010 (DER-10) and New York State Department of Health (NYSDOH) Final Guidance for Evaluating Soil Vapor Intrusion in the State of New York issued October 2006 as updated May 2017 (Guidance Documents).

Further, I certify that the supplemental remedial investigation information submitted to the Department demonstrates that the requirements set forth in the approved remedial investigation and demolition interim remedial measure work plans dated May 2013 and May 2016 respectively, have been achieved.

Keith D. Rupert, P.E. License No. 066843-1



1.0 INTRODUCTION

Northeastern Engineering Technologies, PLLC (NET) initiated on behalf of RFID Textile Services, Inc. (f/k/a Angelica Textile Services, Inc.) Supplemental Remedial Investigation (SRI) work at the Former Haight/American Hide Tannery (hereinafter termed the Site) located at 125 Bath Street in Ballston Spa, New York. This SRI is being submitted to the New York State Department of Environmental Conservation (NYSDEC) to facilitate the reporting responsibilities of JJB 125 Bath LLC; the entity that acquired the Site from RFID Textile Services, Inc. on September 21, 2018, for Brownfield Cleanup Agreement (BCA) No. C546055-10-12.

The SRI work was completed in accordance with NYSDEC DER-10 / Technical Guidance for Site Investigation and Remediation Policy [May 2010] and is intended to address specific data gaps identified by the NYSDEC following its review of a prior Remedial Investigation (RI) Report prepared by Environmental Compliance, Inc. (ECI) in 2014. The SRI work also address directives received from the NYSDEC following demolition Interim Remedial Measure (IRM) work at the Site during the 2017 – 2019 period.

1.1 Supplemental Remedial Investigation Objectives

To address data gaps identified by the NYSDEC that prevented a significant threat determination in 2014, and to pursue a certificate of completion (COC) determination for the entire Site, the supplemental inspection and invasive testing services were completed beginning in 2017 in conjunction with demolition IRM work activities in locations below and immediately adjacent to the network of condemned manufacturing structures located west of the vacant commercial manufacturing structure most recently operated by Angelica Textile Services, Inc. (*see* **Appendix A**). The following SRI work tasks were completed to address the data gaps identified in the area of concern (AOC) occupied by the condemned manufacturing buildings:

1. Verify a concrete surfaces exist below the AOC occupied by condemned manufacturing structures.
2. Characterize the nature and extent of chemical impacts to soil and groundwater below the AOC.
3. Identify the source(s) of contamination below the AOC.
4. Assess the impact of contamination identified below the AOC on public health and the environment.
5. Provide information to support the development of a proposed remedy to address the contamination at the Site.

1.2 Site Description

The Site; a single 6.35 acre commercial business district (CBD) zoned parcel of land (see **Appendix B**, for zoning code), is located in the Town of Milton, Village of Ballston Spa, Saratoga County, New York (see **Appendix C**, **Figure 1**). The Site, located at 125 Bath Street immediately north of Gordon Creek and the intersection of Bath Street and Hamilton Avenue is identified by the Village of Ballston Spa as Tax Map No. 216.32 – 1- 96.2. A mixture of single family and multi-family residential properties exist north, south, and east of the Site. Unimproved wooded land, a bike path of the Village of Ballston Spa and the Saratoga County Fairgrounds exist west of the Site. A tributary of the Kayaderosseras Creek (i.e., Gordon Creek) boarders the southern property line of the Site. The Porter's Auto Body Shop is located south of Gordon Creek. The Site is situated in a low valley at an approximate elevation of 244 feet above mean sea level (AMSL). Half a mile north and south of the Site, elevations increase by approximately 100 feet.

Improvements at the Site include a ± 80,000 square foot commercial manufacturing structure most recently operated by Angelica Textile Services, Inc. (Angelica) which is located along the Bath Street road frontage of the Site. A series of foundation ruins of the Former Haight/American Hide Tannery manufacturing facility exist south and west of the 80,000 square foot commercial manufacturing structure. The

commercial manufacturing structure is currently unoccupied. With the exception of steeply sloping forested portions of the western property line, areas of the Site not occupied by the above noted structures are improved by asphalt, concrete and gravel surfaces, are covered by beneficial hard fill materials (i.e., brick and concrete) generated as a result of the demolition IRM completed in 2017 or exist as landscaped green space.

1.3 Site History

Historic records document industrial development of the Site beginning in ± 1881. Tannery operations of the *Haight and Company, American Hide & Leather,* and *Howes Leather* which were the focus of an ECI IRM, reportedly occurred during the period from 1887 to 1960. The most recent operator of the Site was Angelica, which acquired the Site and the business entity, Linen Systems for Hospitals, Inc. ("Linen Systems") in 1977 and officially changed Linen Systems name to Angelica on or about 1984. Linen Systems acquired title to the Site in 1977 (Ref. Exhibit B of the BCP application, including the deed). Linen Systems and later Angelica performed laundering of garments with detergents on the Site and warehoused linens from approximately 1977 through 2011 without the use of dry cleaning chemicals. Angelica has ceased operations on Site.

Environmental contamination associated with the Angelica Site was first discovered in July 2010 following an extended rain fall event, in the vicinity of a former 100,000 gallon No. 6 oil above ground storage tank (AST) that historically operated northeast of the 2017 demolition IRM work zone. Upon discovery, the NYSDEC assigned Spill No. 1004405 to the release (Ref. Exhibit K of the BCA application). Site investigation work conducted by ECI sufficiently demonstrated that the nature and extent of the contaminants warranted the inclusion of the Site into the NYSDEC Brownfields Cleanup Program (BCP). The Site was accepted in the BCP on January 31, 2013.

Demolition IRM work at the Site in 2017 was completed specifically to facilitate the SRI work below (6) condemned manufacturing structures, a large smoke stack and foundational ruins located west of the ±80,000 square foot commercial manufacturing structure and historically operated as the Former Haight/American Hide Tannery manufacturing facility. The demolitions IRM work included the closure of abandoned fuel storage systems, undocumented vessels found to exist in one of the former manufacturing structures as well as the demolition of a pump house and storage buildings outside the SRI AOC located along the Gordon Creek. The ± 80,000 square foot commercial manufacturing structure (most recently operated by Angelica) located along the eastern road frontage of the Site was excluded from the demolition IRM work. The demolition IRM work zone comprised a footprint of ± 2.5 acres. (Ref, Interim Remedial Measure Construction Completion Report Demolition of Site Buildings dated April 2018).

1.4 Previous Investigations

Previous Investigations conducted at the Former Haight/American Hide Tannery manufacturing facility include a June 2008 Phase I Environmental Site Assessment (ESA) prepared by Gaia Tech; a 1993 Underground Storage Tank (UST) Removal Investigation; a July 2010 Site Investigation and Sampling Program conducted by ECI; a February 2012 Phase I Addendum Report prepared by Gaia Tech; and a March 2014 RI report updated June 2014 prepared by ECI.

1.4.1 Phase I Environmental Site Assessment (ESA)

A Phase I ESA E-1527-05 (ASTM-05) was performed by Gaia Tech in June 2008 to facilitate the environmental due diligence requirements involving a real property financial transaction and the Site. The Phase I ESA Report concluded that Angelica's use of the Site to launder garments did not create recognized environmental conditions (RECs), but prior tannery operations by Haight and Company Tannery from 1881 to 1899, American Hide & Leather from 1899 to 1955, and Howes Leather Company, Inc., from 1956 to 1960 may have caused RECs.

The Phase I ESA Report describes the Haight Tannery's operations as including a bark mill, a leach house, an engine room, and finishing areas. The Site's central area included a "vat yard." Several tanning liquor tanks, and a rail spur, were present on the western portion of the Site by the late 1890s. *See* Sanborn Maps attached to the Phase I Report.

Subsequently, American Hide & Leather was present from 1899 to 1955. By 1904, the Tannery contained 15 buildings. *See* Exhibit N of the BCP application. A 1924 map reveals the presence of "waste tanks" added to the main Tannery building. Additionally, a sewage disposal and a chlorine plant were present along Gordon Creek. A large area of empty barrels appeared to be present in the Site's northeast portion at this time. By 1942, a 100,000 gallon fuel oil AST and 100,000 gallon water AST were present on the Site's northern portion. The Tannery discharged water containing lime, salt, tanning liquors, and lactic acid into Gordon Creek; the effluent was highly colored.

In 1945, the current Site building was constructed on the south and east portions of the Site to replace a former building. By 1950, the Tannery was expanded to include a fuel handling building, coal silos, ash silos, additional fuel oil tanks, and paint shed. *See* 1950 Sanborn Map in Phase I. According to the updated Phase I February 2012 Addendum, for one year the Site was owned by General American Industries, Inc. from 1955 to 1956. *See* Exhibit N of the BCP application. General American sold the Site to Howes Leather Company, Inc., which continued to operate the tannery from 1956 to 1960 when Tannery operations apparently ceased. The Site was vacant from 1960 until 1970 when laundering of linens began by a company named Northern Hospital Linen Service, Inc. Laundering of lines continued at the Site until 2011.

According to the Phase I Report, there are no USTs currently at the Site. A single UST was installed in 1973 and removed in 1993; this stored 4,000 gallons of diesel fuel. No spills, leaks, or indications of product release were reported. The tank was allegedly removed in accordance with NYSDEC regulatory requirements, and soil tests beneath the tank performed by the NYSDEC found no impact. One 5,000 gallon fuel oil aboveground storage tank (AST) that stores back up fuel when natural gas is unavailable was on-Site from November 2000 until July 2012. *See* Exhibit D of the BCP application Site Layout and Area Map. [NOTE: This AST was present west of the Site building, but was permanently closed on or about July 18, 2012.] Additionally, two water ASTs located in the boiler room did not represent a REC. Angelica formerly stored laundering chemicals in state registered plastic ASTs, but changed to using portable totes and drums early in the 2000's; these ASTs also did not represent a REC in the Phase I ESA Report.

According to the Phase I, Angelica did not generate or dispose of hazardous waste and no waste disposal occurs on Site. Sanitary wastewater was discharged to the municipal sewer system by Angelica. Wash water was discharged through a network of grate drains equipped with lint filters to a concrete sump/wastewater pit in the boiler room, which pH adjusted the water prior to discharge to the sewer system. The sump/wastewater was inspected and pumped out every 3 to 5 years. However, the Phase I did not contain any data confirming no impacts from the sump. Two natural gas-fired boilers were identified as the Site's only combustion emissions, but were not deemed as posing a physical impact to the Site in the Phase I Report. The Report also concluded the Site's transformers did not appear to pose a polychlorinated biphenyl (PCB) hazard.

The Phase I ESA Report also evaluated if there was any potential environmental impact to the Site from surrounding properties. The most significant adjacent former use was located across the channelized creek to the South, and was known as the former Ballston Spa Electric Light & Power Company, which was present southwest of the Site from 1892 to 1911, and may have been a manufactured gas plant Site. However, other than this historic use, which is separated by the Site via the creek, there were no other former adjacent uses noted of any environmental significance. See Exhibit I of the BCP application - Adjacent Property Owner Map.

There have been release incidents on adjacent or nearby Sites, which were identified and are summarized below:

A. *Old Village Garage, Thompson Street.* This Site, which is approximately 350 feet north-northeast, is down-gradient from the Site, and reported a leaking gasoline UST in 1998. NYSDEC has not apparently issued a closure letter, but this spill is listed as "corrective action taken", and therefore, was not deemed as having a potential impact on the Site in the Phase I Report.

B. Vicinity Oil Spills. Four spills with minimal potential for hazard have been closed after corrective action was taken in the vicinity, and were not deemed to represent a potential impact concern in the Phase I Report. These were all within 650 feet of the Site, and included: a diesel fuel spill south-southeast of the Site in 1998, an oil and gas spill in 1993 at a commercial business east-southeast, a gasoline spill at Cumberland Farms east-northeast in 1988, and a water spill at a dentist office south of the Site in 1993.

C. *Herbicides and Pesticides Spill.* Herbicides and pesticides were released by an Agway store that burned down in 1977, 750 feet south of the Site. This Site is allegedly under continued NYSDEC monitoring, although materials are buried and leachate is allegedly being controlled. Because of this Site's status, it cross-gradient relationship to the Site, and distance from the Site, the Agway Site was not deemed to pose an impact on this Site in the Phase I Report.

1.4.2 UST Removal Investigation

In 1993, Angelica removed a 4,000 gallon diesel fuel UST and associated distribution pump equipment from behind the vacant ± 80,000 square foot commercial manufacturing structure. An investigation of the soils in 1993 beneath the excavated UST did not detect contamination. The tank registration lists this tank as closed as of August 1, 1993.

1.4.3 Surface Soil Petroleum Incident Data

Environmental contamination associated with this Site was first discovered in July 2010 in the vicinity of a former 100,000 gallon former fuel oil AST in the northwest corner of the Site during an unusual release of No.6 fuel oil from under the ground to the surface due to what was believed to be saturated soil conditions from extensive rain events that had occurred at this time. Observations of the oil release were reported to the NYSDEC upon discovery. NYSDEC Spill #1004405 was assigned to this release. *See* Exhibit K of the BCP application. A subsequent Site investigation and sampling program performed by ECI confirmed the presence of petroleum contamination in the vicinity of the former AST. Leather waste and ash solid waste materials associated with the former tannery were later discovered to be buried in the vicinity of the base of the former AST during remediation of the petroleum spill. Additional areas of tannery related contamination were slated for investigation during implementation of the RIWP. No reports were generated in relation to the petroleum spill remediation and excavation work but the data investigation results were shared with the Department and are summarized below:

On September 29, 2010, excavation work was performed in and around the area of the discovered petroleum. Approximately 102.07 tons of petroleum contaminated soil (PCS) was removed and sent to Environmental Soil Management Inc. (ESMI) for incineration. ECI's subcontractor Galloway Technical Services (GTS) had to cease excavation on or about October 1, 2010 due to wet weather issues. On October 18, 2010, further excavation was performed until October 21, 2010. PCS was stockpiled on-Site for disposal.

On November 28th through December 13th, 2010, further excavation was performed in an attempt to fully determine the nature and extent of the PCS. Approximately 270.7 tons of additional PCS was removed from the Site and sent to the Colonie Landfill and 14,933 gallons of groundwater was sent to a the Schenectady wastewater treatment facility located in Schenectady, New York as was all groundwater removed from the Site. The 270.7 tons of PCS sent to the landfill represented PCS that had been excavated from the pit (EP1) since October 2010.

Before the remnants of the vertical steel tank and concrete pad could be uncovered and removed, first the soil deposition and tree growth had to be removed. Since some of the trees were 30 to 40 feet tall, a third party, Donavan Tree Service, was called in to remove eight (8) of the largest trees in early December 2010.

On May 21, 2011 through June 17, 2011, further excavation was performed with the goal of removing the remaining soil, trees and the tank bottom and additional contaminated soil. The tank was estimated to be about 25 feet in diameter; this would estimate the height of the tank to be about 27 to 30 feet tall in order to contain 100,000 gallons. What remained of the bottom portion of the tank was the bottom and about 7 feet of a collapsed vertical section of the sidewall of the steel tank. The remnants of the tank bottom and collapsed side wall were filled with ash and soil backfill. GTS removed the contents of the tank bottom and then cut up the remaining portion of the steel. The condition of the above ground vertical petroleum tank indicated it had previously undergone demolition.

The vertical tank sat on a heavily reinforced concrete pad that was supported by a number of piers that were in the ground. The piers are still in place and the depth of the piers has not yet been determined at that time.

GTS removed an additional 379.26 tons of PCS, which was sent to the Fulton County Landfill, and 54,112 gallons of groundwater was sent to the Schenectady wastewater treatment facility. The remnants of the vertical steel wall and bottom of the tank and concrete pad was cut up and sent for recycling and disposal. The location of this tank bottom corresponds to the location of a former 100,000 gallon AST vertical steel tank and structural support pad shown on historic Sanborn maps. On or about June 17, 2011, leather scraps were unearthed, and the excavation was halted. As of June 2013 there was a stock pile(s) of petroleum contaminated leather scrap on-Site. The Baker 20,000 gallon tank used to store ground water from the excavation was cleaned on October 23rd, 2012 and removed from the Site on October 24th, 2012. At that time another 1,477 gallons of ground water and rinse water extracted from the Baker tank was sent to the Schenectady wastewater treatment facility.

In addition, a 5,000 gallon above ground diesel tank was permanently closed on July 18, 2012 as reflected in the NYSDEC's Petroleum Bulk Storage (PBS) registration documentation.

All of the above excavation started at the location of the initial test pit and moved in an outward direction from the initial point in an attempt to delineate the contaminated area. Despite several rounds of excavation, the full extent of the PCS was not determined during the completion of this first phase of work because tannery related solid waste leather material was uncovered. An IRM was planned to address this area.

The soil samples were collected so that approvals from either the thermal treatment or landfill disposal companies would accept the soils for treatment/disposal off-Site. The soil analytical parameters that were tested during this time period were mostly TLCP related. The

groundwater samples were collected so that the wastewater treatment facility (i.e., located in Schenectady, New York) would accept the groundwater for treatment and disposal. The data results from the collected soil and groundwater samples confirmed that No. 6 fuel oil (Diesel Range Organics mostly identified as a match to Lube Oil based on laboratory analysis/comparison) was present in the ground/excavation area. Additionally, soils contain multiple semi-volatile organic compounds (SVOC), including acenapthhene, anthracene, benzo(a)anthracene, benzo(a)pyrene, benzo(b)fluoranthene, benzo(g,h,i) perylene, benzo(k)fluoranthene, chrysene, 2-methylnapthalene, dibenz(a,h) anthracene, fluoranthene, fluorene, indeno(1,2,3-cd) pyrene, phenanthyrene, and pyrene. The VOCs m,p-xylene and o-xylene were also detected, but only in one sample and at levels slightly above non-detect levels. Low levels of heavy metals, including but not limited to, arsenic, barium, chromium, and lead were also detected, with barium identified in most samples. All barium sample results were below the Industrial soil clean-up objectives (SCOs). In addition, the testing for metals during this time period indicated that the metals were not present at hazardous waste levels.

1.4.4 Phase I Addendum Report

The Phase I consultant GaiaTech received NYSDEC FOIL documents, which it summarized in its updated February 2012 Phase I Addendum Report. In addition, since the initial Phase I Report did not contain any data confirming there were no impacts from Angelica's own operations to the sump, GaiaTech asked Angelica for its past data for analysis.

Based on updated information and data provided by Angelica, and documented in the February 2012 Phase I Addendum Report dated May 2009, analysis of sludge from the sump pit (located inside the main building and boiler room), was analyzed for pH, solids, SVOCs, acids, halocarbons, aromatics, ketones, carbon disulfide and vinyl acetate. The analysis was performed so that sludge, if present, could be characterized for disposal. The data indicated that the pH was slightly basic, barium was detected at 1.79 micrograms per kilogram (µg/kg), toluene was detected at 19.6 µg/kg, acetone was detected at 1,350 µg/kg, 2-butanone was identified at 142 µg/kg, and carbon disulfide was identified at 224 µg/kg. GaiaTech concluded the sump pit did not receive discharges of oils, solvents or other unauthorized materials while in use and all detections were below the respective unrestricted use cleanup standards in 6 NYCRR 375-6.8(a), which are 0.7 parts per million (ppm) for toluene; and 350 ppm for barium. Acetone exceeded the 0.05 ppm unrestricted use cleanup standards in 6 NYCRR 375-6.8(a) but was well under the 4.8 ppm standard acetone for restricted residential use pursuant to 6 NYCRR 375-6.8(b). Acetone is also a frequent lab contaminant. While there are no regulatory standards for 2-butanone and carbon disulfide, the catch all residential cleanup guidance standard in NYSDEC CP-51 is 100 ppm for each of these substances. Given the nature of material laundered and detergents used, lack of staining or indications of releases to the wastewater system observed in 2008, and the results of sludge sampling in 2009, the potential for significant impact to the Site as a result of unauthorized releases to the wastewater system appeared low to the Phase I consultant in this Addendum Report. *See* Exhibit P of the BCP application– Sump Pit Data.

1.4.5 Remedial Investigation Report

In the summer of 2013 ECI, on behalf of the BCP volunteer participant [Angelica] implemented a NYSDEC approved IRM and RI program for the Former Haight / American Hide Tannery Site. The purpose of the IRM and RI work was to further remove grossly contaminated soils based upon visual observations from areas adjacent to and downgradient of the 2010 & 2011 soil removal zone (i.e., EP1), dispose of stock piled petroleum contaminated leather scrap previously generated during the initial remedial excavation of EP1 as well as to delineate the nature and extent of sub-surface contamination, if any, at the Site.

The implementation of the IRM work occurred during the period from June 2013 through August 2013. During that period an additional 1,697 tons of PCS and leather scrap solid waste material was removed from the excavation pit area and transported to the Fulton County Landfill for offsite disposal. To facilitate the excavation work, approximately 57,000 gallons of groundwater was removed from the excavation on an as needed basis and sent to the Schenectady, New York wastewater treatment plant for disposal. Upon completion of the of the IRM PCS removal work the excavation was completed with approximately 2,130 cubic yards of clean backfill.

Upon the conclusion of the IRM PCS removal work (5) endpoint soil samples (i.e., CS1-West-10, CS2-East-10, CS3-South-10, CS4-Bottom-12 and CS6-North-10) were selected to characterize the conditions remaining in the EP1 PCS removal zone. Soil quality condition that remained in the EP1soil removal zone generally conformed to the Commercial Use SCOs with only two (2) metals, Barium and Copper, being reported at concentrations above their respective Commercial Use SCOs for two (2) samples: CS2-East-10 and CS6-North-10.

Only sample CS6-North-10 contained sample results that were are above their respective Commercial Use SCOs for SVOCs: Benzo (b) fluoranthene, Benzo (a) anthracene and Dibenz (a,h) anthracene. Endpoint sample CS6-North-10 was also reported to contain the SVOC Benzo(a)pyrene at a concentration above its Industrial Use SCOs. Based upon the elevated concentration of Benzo(a)pyrene additional soil removal efforts were pursued in the area of endpoint soil sample CS6-North-10. An additional endpoint soil sample, CS7-North-10, was collected and analyzed for the SVOC Benzo(a)pyrene. CS7-Noth-10 was reported to contain the SVOC at a concentration below the Commercial Use SCOs. Thus, only three SVOCs: Benzo (b) fluoranthene, Benzo (a) anthracene and Dibenz (a,h) anthracene remain above their respective Commercial Use SCOs (see **Table 1**).

Table 1
Restricted Residential Use Soil Cleanup Objective Exceedances
EPI Excavation Area

Sample ID	Chemical Parameter	Result	NYS 375 Restricted Residential Use	NYS 375 Commercial Use
CS6-North-10	Barium	431	400	400
CS6-North-10	Copper	590	270	270
CS6-North-10	Benzo(b)flouranthene	6.76	1	5.6
CS6-North-10	Benzo (a) anthracene	5.91	1	5.6
CS6-North-10	Benzo (a) pyrene	7.05	1	1
CS6-North-10	Dibenz(a,h)anthracene	0.94	.330	0.560
CS6-North-10	Indeno (1,2,3-cd) pyrene	4.28	0.5	5.6
CS2-East-10	Barium	8590	400	400
CS2-East-10	Copper	513	270	270

Note: All units on Table 1 are in parts per million (ppm or mg/Kg).

The RI work consisted of a geophysical survey; the installation of (20) soil borings and (5) monitoring wells; the collection and analysis of (80) soil and (5) groundwater samples; the collection and analysis of (2) sub-slab soil vapor samples; and the collection and analysis of (1) sediment/sludge sample.

The geophysical survey was conducted using electromagnetic conductivity (EM) and magnetometer methods. The EM consisted of establishing survey grids with 20-foot by 20-foot dimensions and 5-foot data node spacing at each well and boring location. Due to the prevalence of concrete with steel reinforcement (rebar) from former foundations still present both above ground and underground as well as other metal scrap material at the Site, numerous geophysical anomalies were identified. However, no geophysical anomaly signatures indicative of spherical metal objects such as underground tanks or buried drums were identified in the geophysical survey areas.

The results from the geophysical survey were utilized to strategically position the soil boring and monitoring well installations. Drilling locations were selected at a point within each survey grid that demonstrated a low geophysical gradient in order to reduce the risk of hitting any buried metal objects.

Fill material consisting of sand, gravel, brick and coarse black ash were observed at (13) of the (20) soil boring locations to depths as great at 13 feet below grade, immediately behind the "main building". Native deposits underlying the fill materials were identified to consist of glacially derived gravels, sands, silt and clay. A dense glacial till consisting of varying amounts of clay, silt, and fine to medium size, sub-angular gravel was identified to exist beneath the shallow surficial deposits.

Each subsurface soil sample was screened upon recovery for the presence of volatile organic compound (VOC) vapors using a handheld photoionization detector (PID). There were no PID responses observed above background conditions identified in any of the soil samples recovered from the Site. Subsurface soil samples were collected for laboratory analysis at each of the borings Sites. The analytical suite for the soil samples included the following:

1. VOCs - analyzed by EPA Method 8260B.
2. SVOCs - analyzed by EPA Method 8270C.
3. Target Analyte List Metals (ICP) – Aluminum, Antimony, Arsenic, Barium, Berylium, Cadmium, Calcium, Chromium (total), Cobalt, Copper, Iron, Lead, Magnesium, Manganese, Nickel, Potassium, Selenium, Silver, Sodium, Thallium, Vanadium, and Zinc - analyzed by EPA Method 6010C
4. Mercury – analyzed by EPA Method 7471B
5. Hexavalent Chromium – Method SW7196
6. Pesticides - analyzed by EPA Method 8081B.
7. PCBs - analyzed by EPA Method 8082A.
8. Cyanide – analyzed by Method SW9014

A total of 80 soil samples were submitted for chemical analysis and were analyzed for approximately 82 different analytes. Of the 80 soil samples, only 24 were reported to contain analyte(s) above Commercial SCOs. Specific analytes identified above the respective Commercial and Restricted Residential SCOs are listed on **Tables 2A**, **2B**, **2C** & **2D** for consideration.

Table 2A

Restricted Residential Use Soil Cleanup Objective Exceedances

Chemical Parameter	NYS 375 Restricted Residential Use	NYS 375 Commercial Use	Sample ID									
			DB3-1 (0'-2')	DB4-1 (0'-2')	DB4-2 (4'-6')	DB5-1-S Surface	DB5-2 (0'-2')	DB5-3 (2'-4')	DB7-1 (0'-2')	DB8-1 (0'-2')	DB8-2 (2'-4')	DB8-3 (4'-6')
Mercury	0.81	2.8	-----	-----	-----	-----	-----	-----	-----	-----	5.84	1.04
Arsenic	16	16	-----	-----	-----	-----	-----	-----	-----	42.3	74.9	-----
Barium	400	400	-----	891	1020	-----	449	591	-----	-----	1010	-----
Chromium	180	1500	957	522	680	-----	-----	-----	-----	470	4610	647
Manganese	2000	10000	-----	-----	-----	-----	-----	2020	-----	-----	-----	-----
Acenaphthene	100	500	-----	243	-----	-----	-----	-----	-----	-----	-----	-----
Anthracene	100	500	-----	479	-----	-----	-----	-----	-----	-----	-----	-----
Benzo(a)anthracene	1	5.6	-----	681	112	2.42	2.38	-----	-----	-----	-----	-----
Benzo(a)pyrene	1	1	-----	599	94.9	2.39	2.28	-----	-----	-----	-----	-----
Benzo(b)fluoranthene	1	5.6	-----	541	84.8	2.57	3.82	-----	-----	-----	-----	-----
Benzo (g,h,i) perylene	100	500	-----	321	-----	-----	-----	-----	-----	-----	-----	-----
Benzo(k)fluoranthene	3.9	56	-----	368	62	-----	-----	-----	-----	-----	-----	-----
Chrysene	3.9	56	-----	605	98.9	-----	-----	-----	-----	-----	-----	-----
Dibenz(a,h)anthracene	0.33	0.56	-----	113	15.5	-----	-----	-----	-----	-----	-----	-----
Dibenzofuran	59	350	-----	199	-----	-----	-----	-----	-----	-----	-----	-----
Fluoranthene	100	500	-----	1370	211	-----	-----	-----	-----	-----	-----	-----
Fluorene	100	500	-----	308	-----	-----	-----	-----	-----	-----	-----	-----
Ideno(1,2,3-cd)pyrene	0.5	5.6	-----	395	70.7	1.71	1.8	-----	0.512	-----	-----	-----
Naphthalene	100	500	-----	459	-----	-----	-----	-----	-----	-----	-----	-----
Phenanthrene	100	500	-----	1410	198	-----	-----	-----	-----	-----	-----	-----
Pyrene	100	500	-----	1120	172	-----	-----	-----	-----	-----	-----	-----

Note: All units on Table 2A are in parts per million (ppm or mg/Kg). Concentrations identified below Restricted Residential use SCOs and laboratory detection limits are not listed in the table.

Table 2B

Restricted Residential Use Soil Cleanup Objective Exceedances

Chemical Parameter	NYS 375 Restricted Residential Use	NYS 375 Commercial Use	Sample ID									
			MW2-4 (8'-10')	MW2-6 (12-14')	MW4-1 (0'-2')	MW5-1 (0'-2')	MW5-2 (2'-4')	MW5-3 (4'-6')	SB1-S Surface	SB1-1 (0'-2')	SB2-1-S Surface	SB2-2 (0'-2')
Mercury	0.81	2.8	-----	-----	-----	-----	4.75	30.1	-----	7.86	0.811	-----
Arsenic	16	16	-----	17	-----	-----	-----	-----	-----	-----	-----	-----
Barium	400	400	-----	-----	-----	1670	-----	-----	-----	-----	-----	-----
Chromium	180	1500	-----	-----	226	-----	-----	-----	-----	-----	266	-----
Lead	400	1000	-----	-----	-----	-----	-----	-----	949	-----	-----	-----
Benzo(a)anthracene	1	5.6	1.5	-----	-----	19.1	-----	-----	1.01	-----	2.2	-----
Benzo(a)pyrene	1	1	1.64	-----	-----	17.2	-----	-----	-----	-----	2.19	-----
Benzo(b)fluoranthene	1	5.6	1.56	-----	-----	16.8	-----	-----	-----	-----	2.39	-----
Benzo(k)fluoranthene	3.9	56	-----	-----	-----	11	-----	-----	-----	-----	-----	-----
Chrysene	3.9	56	-----	-----	-----	17.9	-----	-----	-----	-----	-----	-----
Dibenz(a,h)anthracene	0.33	0.56	-----	-----	-----	2.56	-----	-----	-----	-----	0.507	-----
Ideno(1,2,3-cd)pyrene	0.5	5.6	1.41	-----	-----	11.8	-----	-----	0.759	-----	1.96	0.631

Table 2C

Restricted Residential Use Soil Cleanup Objective Exceedances

Chemical Parameter	NYS 375 Restricted Residential Use	NYS 375 Commercial Use	Sample ID									
			SB3-1-S Surface	SB3-2 (0'-2')	SB4-1 (0'-2')	SB4-2 (2'-4')	SB4-3 (4'-6')	SB4-4 (6'-8')	SB5-1-S Surface	SB5-2 (0'-2')	SB6-1-S Surface	SB6-2 (0'-2')
Mercury	0.81	2.8	-----	1.71	-----	5.81	8.9	6.94	1.1	0.904	1.19	0.924
Arsenic	16	16	-----	-----	-----	40.4	33.7	-----	-----	-----	-----	-----
Barium	400	400	-----	-----	702	1120	1220	-----	-----	553	-----	-----
Chromium	180	1500	-----	-----	254	3270	6800	1260	332	277	670	531
Benzo(a)anthracene	1	5.6	-----	-----	-----	-----	-----	-----	-----	-----	3.47	1.11
Benzo(a)pyrene	1	1	-----	-----	-----	-----	-----	-----	-----	-----	3.14	-----
Benzo(b)fluoranthene	1	5.6	-----	-----	-----	-----	-----	-----	-----	-----	3.14	1.06
Dibenz(a,h)anthracene	0.33	0.56	-----	-----	-----	-----	0.622	-----	-----	-----	0.493	-----
Ideno(1,2,3-cd)pyrene	0.5	5.6	0.599	-----	1.39	1.52	0.518	0.573	0.569	-----	2.16	0.834

Note: All units on Tables 2B and 2C are in parts per million (ppm or mg/Kg). Concentrations identified below Restricted Residential use SCOs and laboratory detection limits are not listed in the table.

Table 2D

Restricted Residential Use Soil Cleanup Objective Exceedances

Chemical Parameter	NYS 375 Restricted Residential Use	NYS 375 Commercial Use	Sample ID								
			SB7-1-S Surface	SB7-2 (0'-2')	TP1-1 Surface	TP1-2 (0.5'-2')	TP2-1 Surface	TP2-2 (0.5'-2')	TP3-1 Surface	TP3-2 (0.5'-2')	IS1-1 Sediment
Mercury	0.81	2.8	1.21	0.968	-----	-----	-----	-----	-----	-----	61.2
Arsenic	16	16	17.8	72	25.3	120	42.5	47.4	30.6	33	-----
Barium	400	400	1530	3310	4550	2910	3910	3480	2110	3520	536
Cadmium	400	400	-----	-----	-----	-----	-----	-----	-----	-----	14.5
Chromium	180	1500	672	1580	566	1730	661	683	-----	258	1070
Copper	270	270	-----	285	-----	-----	-----	-----	347	-----	1580
Lead	400	1000	922	-----	-----	-----	-----	-----	-----	-----	-----
Nickel	310	310	-----	-----	-----	-----	-----	-----	-----	-----	832
Benzo(a)anthracene	1	5.6	3.51	4.12	-----	-----	-----	-----	-----	-----	-----
Benzo(a)pyrene	1	1	3.38	4.35	-----	-----	-----	-----	-----	-----	-----
Benzo(b)fluoranthene	1	5.6	2.96	4.67	-----	-----	-----	-----	-----	-----	-----
Chrysene	3.9	56	-----	4.58	-----	-----	-----	-----	-----	-----	-----
Dibenz(a,h)anthracene	0.33	0.56	0.601	0.717	-----	-----	-----	-----	-----	-----	-----
Ideno(1,2,3-cd)pyrene	0.5	5.6	2.61	3.5	-----	-----	-----	-----	-----	-----	-----

Note: All units on Table 2B are in parts per million (ppm or mg/Kg). Concentrations identified below Restricted Residential use SCOs and laboratory detection limits are not listed in the table.

Five (5) monitoring wells (MW1, MW2, MW3, MW4, and MW6) were installed during the 2013 RI work. Groundwater elevations measured to the nearest 0.01 feet in each of the monitoring wells, by ECI on 6/30/13, identified groundwater flow beneath the Site to be primarily in an easterly direction towards Bath Street.

Each of the newly installed monitoring wells were sampled, via low flow conditions, and submitted for chemical analysis for the following parameters;

1. VOCs - analyzed by EPA Method 8260B.
2. SVOCs - analyzed by EPA Method 8270C.
3. Target Analyte List Metals (ICP) – Aluminum, Antimony, Arsenic, Barium, Berylium, Cadmium, Calcium, Chromium (total), Cobalt, Copper, Iron, Lead, Magnesium, Manganese, Nickel, Potassium, Selenium, Silver, Sodium, Thallium, Vanadium, and Zinc - analyzed by EPA
Method 6010C
4. Mercury – analyzed by EPA Method 7471B
5. Hexavalent Chromium – analyzed by EPA Method 218.6
6. Pesticides - analyzed by EPA Method 8081.
7. PCBs - analyzed by EPA Method 8082.
8. Cyanide – analyzed by Method SM4500 –CN E

With the exception of iron, identified in groundwater samples MW1, MW2, MW3, MW4, and MW6 and manganese identified in groundwater samples MW1 and MW4 each chemical parameters were reported at concentrations below the applicable groundwater quality standards or reported at concentrations below laboratory detection limits. However, it should be noted that a number of substances whose reported laboratory non-detect limits exceeded their respective allowable groundwater quality objective.

At the direction of the New York State Department of Health (NYSDOH), ECI collected two (2) sub-slab vapor samples (i.e., C1 and C2) from beneath the floor slab of the ± 80,000 square foot vacant manufacturing structure. Each sample was collected using EPA Method TO-15 VOC air sampling and analysis. The VOCs Trichloroethene, Carbon Tetrachloride, Tetrachloroethene, Methylene Chloride, and 1,1,1-Trichloroethane were identified in each of the sub-slab vapor samples at low level concentrations ranging from 1.1 – 19 ug/m³. No additional indoor air or sub-slab vapor samples were collected during the 2013 RI work.

Inside the ± 80,000 square foot vacant manufacturing structure the wastewater discharge system was sampled for sludge/sediment within a small above ground sump located in the former maintenance shop. The building had been shuttered and the sump that was originally designated for sampling (located below ground in the boiler room downstream of the maintenance shop) was not accessible and did not contain sufficient sludge/sediment for sample collection. The originally designated sump was the sump sampled by GaiaTech which it summarized the results in its updated February 2012 Phase I Addendum Report. The sludge/sediment sample was subjected to the same chemical parameters as conducted during the soil investigation work.

The location chosen for sampling was up stream/line of the original sump location and very little sediment was available for sampling (IS1). The results indicated that the metals mercury, barium, cadmium, copper and nickel were each reported at a concentration above Commercial Use SCOs. All remaining chemical parameters were reported to be at concentrations below Commercial Use SCOs.

Based upon the completed work the following conclusions were offered by ECI;

1. Groundwater was minimally impacted. Only iron and manganese results were greater than the allowable groundwater quality objective for all five (5) groundwater sample locations. All other groundwater results were below the allowable groundwater quality objective shown in Table 3 of Chapter X of the Division of Water, NYCRR Part 703.6. The area surrounding Ballston Spa, New York is known to contain high metals concentrations in the groundwater that were historically used as spa treatments. There were a number of substances whose reported laboratory non-detect limits exceeded their respective allowable groundwater quality objective. However, the allowable groundwater quality objectives are established for drinking water and there are no groundwater wells located anywhere near the Site (*see* Section 2.4). At this time there does not seem to be any Site related contamination in the groundwater from the aforementioned monitoring well locations. Therefore, groundwater remediation is not required.

2. The soil samples indicate there are only two (2) Site locations where multiple sample location results identified specific metal and SVOCs that were above the Industrial Use SCOs; these were in the southwest corner and north driveway areas of the Site. Based on soil sample results, which identify the presence of fill with SVOCs and metals, as well as the bore logs, and visual observations, portions of the fill contain fragments of coal, coal ash, and/or asphalt, specifically in the southwest corner of the Site. Coal, coal ash, and

asphalt contain SVOCs and metals identified in the sample results located in the southwest corner of the Site and in the same range of their respective concentrations. The fact that there may be SVOCs below the detection limit in the north driveway area of the Site, the metals in this location may also be related to coal, coal ash, and asphalt. However, this is more inconclusive than in the southwest corner of the property where both SVOCs and metals exceeded the Industrial Use SCOs in Table 375- 6.8(b). Never the less there is strong evidence that the metals and SVOCs in both the north and southwest portions of the Site are related to coal, coal ash, and asphalt fill that is visually present in both locations. While there are two fill areas that contain SVOCs and metals which exceed Industrial Use SCOs, there are a few other random locations identified throughout the Site where SVOCs and metals exceed Industrial Use SCOs. All of these other locations which contain fill seem to be relatively small and isolated areas. Specific to the two (2) Site locations where multiple sample location results identified specific metals and SVOCs that were above the Industrial Use SCOs, the southwest corner and north driveway areas of the Site have significantly different groundwater flow rates. The southwest corner has very little horizontal groundwater flow while the north driveway location has significant horizontal groundwater flow. It is likely that both have glacial till under their respective locations, which prevents vertical migration of potential compounds of concern (COC). Capping in either location will have minimal impact on horizontal groundwater flow in their respective locations. Thus, both areas may require only minimal capping because the glacial till prevents vertical migration of any potential COC, capping will have a minimal impact on horizontal migration of any potential COC, and the COC are stable in the soil matrix and are not impacting groundwater.

3. The inside wastewater discharge sludge/sediment sample results from the maintenance shop were below the Industrial Use SCOs in Table 375-6.8(b) with one (1) exception, mercury. The mercury sample result was 61.2 mg/Kg whereas the Industrial Use Cleanup Objectives is 5.7 mg/Kg. The mercury could have come from old paint or other material that was used in the building since its construction in the middle 1900s. This small above ground sump can easily be cleaned to remove any residual mercury.

4. Only low level VOCs were identified in the sub-slab vapor results, which did not warrant further investigation or mitigation.

2.0 PHYSICAL AND ENVIRONMENTAL SETTING

2.1 Site Features

The Site is located in the central portion of the Village of Ballston Spa. Site resides at an average elevation of approximately 244 feet AMSL and topographically ranges from steeply sloping, in areas along the western Site boundary, to generally flat along the central and eastern portions of the Site. The majority of the Site had been fully developed for industrial purposes associated with the Former Haight/American Hide Tannery facility. With the exception of the steeply sloping forested portions of the western property line; areas of the Site that are not otherwise occupied by the vacant [former Angelica] 80,000 square foot building located along Bath Street and the slab on grade concrete floor and foundation surfaces of the condemned manufacturing buildings razed during the 2017 demolition IRM work, the remaining areas of the Site are improved by asphalt, concrete and gravel surfaces, are covered by beneficial hard fill materials (i.e., brick and concrete) generated as a result of the demolition IRM completed in 2017 or exist as landscaped green space.

2.2 Soils / Geology

Based upon a review of the Surficial Geologic Map of New York, the overburden at the Site consists of lacustrine delta (ld) deposits of coarse to fine gravel and sand, stratified, generally well sorted, deposited at a former shore line, and variable with thicknesses of 3 to 15 meters (Caldwell, D.H., et al. 1978).

Based on Soil Survey map accessed through the United States Department of Agriculture (USDA) Soil Conservation Service web site, at www.websoilsurvey.nrcs.usda.gov, the Property is mapped with (2) different soil series as discussed below:

Chenango silt loam, loamy substratum, undulating (ChB) - This soil series accounts for approximately 85% of Site soils. This series is described as very deep, well-drained soil is formed in water sorted sand and gravel on outwash plains, kames eskers, and alluvial fans. Slopes range of 8 to 15 percent and are complex. Individual areas typically range from 5 to 50 acres and are oval or irregular in shape.

Oakville and Windsor soils, 25 to 30 percent slopes (OeE) – This soil series accounts for approximately 15% of the Site soils. This soil series is described very deep, well drained to excessively drained soils formed in water-sorted sand. The soils are on steep eroded sides of gullies in glacial outwash plains, lake plains, and beach ridges. Individual areas range mainly from 10 to 80 acres and are long, narrow, and irregularly shaped. This unit is about 40 percent Oakville soils, 40 percent Windsor soils, and 20 percent other soils. The Oakville and Windsor soils were mapped together because their use and management are the same. Some areas are mostly Oakville soils, some are mostly Windsor soils, and many contain both kinds of soils.

Based upon a review of the Geologic Map of New York dated March 1970 compiled and edited by D.W. Fisher, Y.W. Isachesn and L.V. Richard bedrock at the Site is mapped as Canajoharie Shale. This black shale is a member of the Trenton Group and is of Middle Ordovician age, forming approximately 465 million years ago. Previous RI work conducted at the Site did not encounter bedrock in any of the soil boring, monitoring well or excavation sites. The depth to bedrock is estimated at 10 – 40 feet below grade.

Structurally, the area contains a number of sub-parallel, generally north-south oriented faults. The Saratoga fault is a normal fault located approximately one mile east of Ballston Spa. Another significant normal fault, the McGregor fault is located to the northeast and controls the location of several carbonated mineral springs in the Saratoga region.

2.3 Hydrology

According to the United States Geologic Map (https://water.usgs.gov/GIS/regions.html), the Property is located in the Mid-Atlantic Hydrologic Unit in the Upper Hudson River Drainage Basin. According to the Environmental Protection Agency's Designated Sole Source Aquifers (SSA) mapping website accessed at (https://epa.maps.arcgis.com/apps/webappviewer/index.html?id=9ebb047ba3ec41ada1877155fe31356b),the Property is not located in the area of a mapped sole source aquifer. Groundwater in the vicinity of the Property is not used for drinking water. The majority of properties in the study area are supplied drinking water from the municipal system of the Village of Ballston Spa which in turn obtains its municipal supply from the Great Flats Aquifer via the Town of Glenville. There are no public water supply wells located within 1,500 feet of the site. No potable or private domestic use wells are located down-gradient of the Site.

Additional research using NYSDEC available lists indicate there are groundwater wells as follows:

- Two groundwater wells at below ground surface (BGS) depths of 100 feet and 200 feet located 5,400 feet north west of the Site (up gradient);
- One groundwater well at BGS depth of 35 feet located 5,980 feet south of the Site (down gradient);
- One groundwater well at BGS depth of 645 feet located 4,000 feet south east of the Site (down gradient); and
- One groundwater well at BGS depth of 27 feet located 11,800 feet north of the Site (up gradient).

The current use of the groundwater wells remain undetermined at this time.

3.0 SUPPLEMENTAL REMEDIAL INVESTIGATION ACTIVITIES

3.1 Supplemental Remedial Investigation Scope of Work

The SRI work included the installation of (15) soil borings and (9) monitoring wells, the analysis of (18) soil samples and (5) groundwater samples was completed as part of the demolition IRM in 2017. One soil vapor intrusion (SVI) risk assessment sampling event was also complete in the vacant [former Angelica] 80,000 square foot building located along Bath Street during the winter heating season of 2019. Professional inspection and operational field services required for the soil boring, monitoring well and vapor sampling services were conducted by Northeastern Environmental Technologies Corporation (NETC). The following tasks comprised the SRI work:

- Soil Boring Investigation;
- Groundwater Investigation;
- Soil Vapor Intrusion Risk Assessment;
- Quality Assurance/Quality Control (QA/QC) Samples;
- Health and Safety Plan; and
- Community Air Monitoring Program

The soil and groundwater sample locations as well as the (SVI) sample locations are depicted on the Sampling Location Map prepared by, Ausfeld & Waldroff Land Surveyors LLP (see **Appendix C**, **Figure 2**).

3.2 Soil Investigation Methodology

During the period from April 14, 2017 through July 6, 2017 (15) soil borings (i.e., B2-1, B3-1, B3-2, B4-1, SW-1, MW-6, NE-1, FD-4, NW-1, BB-1, BB-2, BB-3, DB-1,USB-1 and USB-2) were advanced at the Site, by NETC, to depths ranging from ± 4.0 – 20.0 feet below grade to facilitate the acquisition of near surface soil and / or groundwater samples. Each soil boring was completed in a manner to provide a geological log of the subsurface conditions and / or provide data on the soil and / or groundwater quality condition of the areas evaluated. Each soil boring was advanced utilizing NETC's track mounted Geoprobe 6620DT sampling platform following standard direct push drilling methods. Copies of the individual soil boring logs are included as **Appendix D**, **Exhibit D-1**. Samples (i.e., FD-1, FD-1A, FD-2, FD-3, FD-3A, FD-4A and G Creek Stg Bld) were also collected to document sediment conditions in the network of floor drains exposed in the former manufacturing structures following the demolition IRM work.

3.2.1 Soil Sampling

A series of macro core soil samples were completed at each soil boring location following continuous sampling methods. All soil samples were logged on site as they were extracted, labeled and retained for additional field VOC soil gas screening measures. New unused clear polyethylene terephthalate macro core sample liners were used for all soil sampling work. All soil samples collected were examined and described using the Burmister and Unified Soil Classification Systems. In compliance with ASTM methods, the samples were labeled with the following information: boring number, sample number and depth of sample penetration record.

3.2.2 Soil Gas Screening

As noted, this SRI has included field headspace soil gas screening on each soil sample collected at the Property. A properly calibrated PID (MiniRae Model 3000) was used for the testing work. Direct soil gas measurements were obtained from the headspace of each soil sample collected. The field soil gas concentrations were documented on a ± 2.5 ft. interval or as deemed necessary for the field conditions. The VOC soil gas testing data was used to document the presence and [if applicable] vertical extent of impacted soil, as well as a means to short list soil samples for additional laboratory analysis. The VOC soil gas concentrations recorded during the SRI work ranged from background

conditions of 0.0 ppm to 24.2 ppm and are included on the individual soil boring logs (i.e., see Appendix C, Exhibit C-1).

Based on the field results, a representative number of cultural fill, sediment and native unconsolidated deposits samples were submitted to Phoenix Environmental Laboratories, Inc. (PEL) for laboratory analysis inclusive of the chemical COC (see **Table 3)**. All samples were submitted as a category B data deliverable for the purpose of developing a data usability summary report (DUSR). KOMAN Government Solutions, LLC (KOMAN) performed all third party data validation services.

Table 3

Soil Quality COC Analytical Method

Sample ID	Sample Type	Sample Method				
		EPA 8260	EPA 8270	EPA 8021	EPA 8082	TAL Metals
B4-1 S-1	Cultural Fill	X	X	X	X	X
B4-1 S-2	Soil	X	X	X	X	X
B3-2 S-1	Cultural Fill	X	X	X	X	X
B3-2 S-2	Soil	X	X	X	X	X
B2-1 S-1	Cultural Fill	X	X	X	X	X
SW-1 S-3	Soil	X	X	X	X	X
MW-6 S-1	Soil	X	X	X	X	X
FD-4 S-1	Cultural Fill	X	X	X	X	X
FD-1	Sediment	X	X	X	X	X
BB-2/S-1	Soil	X	X	X	X	X
BB-3/S-1	Soil	X	X	X	X	X
DB-1/S-1	Cultural Fill	X	X	X	X	X
DB-1/S-2	Soil	X	X	X	X	X
USB-1/S-1	Cultural Fill	X	X	X	X	X
USB-1/S-3	Soil	X	X	X	X	X
USB-2/S-2	Cultural Fill	X	X	X	X	X
USB-2/S-3A	Soil	X	X	X	X	X
G Creek Stg Bld	Sediment	X	X	X	X	X

3.3 Groundwater Investigation Methodology

To facilitate the collection of groundwater samples (9) soil boring locations (i.e., B3-2, B4-1, MW-6, NE-1, FD-4, NW-1, BB-2, DB-1and USB-2) were completed with a 1.0" diameter PVC monitoring well. The monitoring wells installed are composed of two basic components; the well screen and riser or blank. The well screen is the intake portion of the monitoring well. The basic purpose of the riser is to provide storage and a connection to the surface from the well screen. Each monitoring well installed is constructed with threaded, flush joint, schedule 40 PVC pipe with ± 5.0 – 15.0 feet of 0.010 inch slotted well screen. The wells were constructed at depths of ± 10.0 to 19.5 feet below grade and installed in such a manner as to screen (i.e., straddle) the uppermost groundwater table. The annular space around the well screen has been filled with sand pack (0.010 grade). A ± 1.0 – 2.0 foot bentonite seal has been installed above the sand pack. NETC personnel have performed all aspects of the monitoring well installation. Copies of the individual well logs are included as **Appendix D**, **Exhibit D-2**. Ground surface elevations and top of PVC elevations were recorded for monitoring well locations B4-1, NW-1, FD-4, B3-2, NE-1 and MW-6 by Ausfeld & Waldroff Land Surveyors LLP, on October 10, 2017.

3.3.1 Groundwater Sampling*

Groundwater samples were collected from monitoring well locations BB-2, MW-6[1], NE-1, B4-1 and NW-1 on July 27, 28 & 3, 2017[2]. Prior to any groundwater sample collection services, static water levels were measured to the nearest one-hundredth of a foot in each monitoring well. The presence of non-aqueous phase liquids (NAPL) were evaluated in the network of monitoring well using an interface probe. Concomitant with the development process temperature, pH, specific conductance, dissolved oxygen and turbidity were measured until these parameters showed little change, indicating that fresh, representative groundwater is entering the well.

Sampling services occurred when a sufficient volume of water had recovered (i.e., fresh aquifer water has entered the well) in the designated wells. Sampling was performed using low flow sampling methods. Low flow sample collection occurred at the mid-point of the well screen after a minimum of 3 well volumes have been removed. All sample containers and preservatives were provided by PEL. All samples were maintained at a temperature of 4°C by using commercially available (pre-frozen) "ice-packs" and appropriate holding and transportation times were followed. Copies of field sampling data sheets are included in **Appendix E**, **Exhibit E-1**.

All samples were collected in such a manner as to minimize agitation and other disturbing conditions, which may cause physio-chemical changes and bring about losses due to volatilization, adsorption, redox changes or degradation. Formal chain of custody documentation was maintained throughout the shipment of the samples. Each sample was analyzed for the chemical parameters inclusive of EPA Method 8260, EPA Method 8270, EPA Method 8021, EPA Method 8082, and TAL Metals. All samples were submitted as a category B data deliverable for the purpose of developing a DUSR. KOMAN performed all third party data validation services.

3.4 Soil Vapor Intrusion Risk Assessment Methodology

Simultaneous interior air, sub slab vapor and background ambient outdoor air samples were obtained from the ± 80,000 square foot vacant manufacturing structure pursuant to the methods advocated by the NYS Department of Health (NYSDOH) Soil Vapor Intrusion (SVI) Guidance Document entitled Guidance for Evaluating Soil Vapor Intrusion in the State of New York dated October 2006 and updated May 2017, hereinafter termed the guidance document.

*NOTES:

[1]Groundwater samples were collected at monitoring well MW-6 using new unused bottom filled, check valve PVC bailers using mono filament to lower and raise the bailer due to low yield / high turbidity conditions.

[2]The completed SRI included groundwater analysis for 1-4 Dioxane or Perfluoroalkyl and Polyfluoroalkyl substances (PFAS) at (4) onsite monitoring well locations (i.e., NW-1, MW-1, MW-2 and MW-4) the results of which will be presented in a separate addendum report.

3.4.1 Sub Slab Vapor Probe Installation Services

On March 29, 2019 as part of the SVI risk assessment work (1) sub slab vapor probe implant was installed in the former maintenance shop, near the center of the ± 80,000 square foot vacant manufacturing structure. The relative location of the sub slab implant is illustrated on Figure 2 - Appendix C. The vapor probe installation was completed based on the regulatory criteria specified in the NYSDOH guidance document. Rotary methods were used to create a 5/8 inch penetration through the concrete floor slab. A stainless steel Vapor Pin® equipped with a silicone sleeve was then inserted into the 5/8 inch penetrations. The Vapor Pin® was capped with a silicone cover after installation. The sub slab vapor probe implant equipment was purchased new for this matter. All installation equipment was decontaminated prior to use on the Site.

3.4.2 Vapor Sampling

Following the sub slab implant installation services, three volumes of soil vapor at the sampling location was removed and transferred into a 1 liter tedlar bag prior to sampling. Soil vapor purge rates of < 0.2 liters per minute were maintained throughout the vapor implant purging process. The soil vapor probe was screened using a hand held PID for the presence of VOCs. On March 29, 2019 a sub slab vapor sample was collected from the Vapor Pin® sub slab implant. The sub slab sample was collected over a 24 hour sampling period using Summa canister sampling methods. Pursuant to the NYSDOH guidance documents, a trace gas (i.e., Isobutylene) was used as a quality assurance / quality control measure to verify the integrity of the sub slab implant. A copy of the sub slab implant integrity check field sheet is included as **Appendix E**, **Exhibit E-2**.

During the sampling event a simultaneous indoor air sample was collected from the former maintenance shop area that the sub slab sampling occurred. One simultaneous outdoor air sample was also collected during each sampling event at an upwind location (free of obstructions) adjacent to the remaining Site building. Each indoor and outdoor air sample was obtained from a 3 foot elevated platform via 1L Summa canisters equipped with the same 24 hour sample regulators.

All Summa canisters were certified as clean by the laboratory. A sampling log was maintained for the sampling event which document sample ID, date and time of the sample collection, sample height, the names of NETC staff, pertinent weather conditions, sampling methods and devices used, volume of air sampled, applicable pre and post sample vacuum and ambient air temperature data and chain of custody information. All samples were analyzed via Method TO-15. All data sets were reported in micrograms per cubic meter (ug/m3) using selective ionization measuring services (SIMS) with minimum sample reporting limits ranging from 0.20 - 1.0 ug/m^3. All chemical testing services were performed by a NYS ELAP certified laboratory.

3.4.3 Product Inventory Survey

A product inventory survey was conducted concurrent with the soil vapor sampling (as outlined in Appendix B of the guidance document) to consider other potential contributing sources for the detection of VOCs in the structure. Copies of the Product inventories complete at the site during the SVI sampling event is included as **Appendix E**, **Exhibit E-3**.

3.5 Quality Assurance/Quality Control (QA/QC)

QA/QC samples for the investigation were collected to ensure the integrity of the resulting analytical laboratory data. DUSRs discussing the adequacy of the analytical data obtained from the laboratory and any pertinent data excursions or limitations on the use of the data were prepared and are contained in **Appendix F**, **Exhibit F-1**.

The third party data validator validated all data with the exception of the following;

- Hexachlorocyclopentadiene in soil samples B3-2 S-2 and G Creek Stg Bld
- Benzoic acid in soil samples BB-2/S-1, BB-3/S-1, DB-1/S-1, DB-1/S-2, USB-1/S-1, USB-1/S-3, USB-2/S-2, USB-2/S-3A and G Creek Stg Bld
- Chrysene, 2,4-Dinitrophenol and 4,6-Dinitro-2-methylphenol in soil sample G Creek Stg Bld

Tables contained in Appendix F, with DUSRs, indicate rejected data results with and "R". The rejected data results had no significant impact on the findings of this report.

3.6 Health & Safety Plan (HASP)

All IRM work performed at the Site was conducted in full compliance with governmental requirements, including site and worker safety requirements mandated by Federal OSHA (see **Appendix G**). No safety related incidents occurred during the SRI work.

3.7 Community Air Monitoring Plan (CAMP)

The CAMP included a combination of continuous ambient air monitoring and periodic visual inspection for particulate matter and VOCs at the perimeter of the Site. Ambient VOC air quality conditions as well particulate's (i.e., dust) were documented upwind and downwind of the Site using a properly calibrated hand held PID and a real-time dust monitor (i.e., PID – RAE Model 3000 and Dust Trak II Model 8530). Visual and olfactory conditions at the perimeter of the Site were also recorded during the CAMP testing services. The visual and olfactory inspection work with the objective of document evidence, if any, of dust particulate accumulation on adjacent properties and olfactory nuisance conditions. Each day prior to the demolition activities, a base line survey was performed at each of the surrounding properties to establish Site specific background readings / conditions. Readings obtained during the demolition activities were compared to the base line reading. In the event elevated VOCs and / or physical observations are attributed to work at the Site, IRM activities would cease until an appropriate remedy could be implemented.

With the exception of equipment failure due to weather/moisture conditions on June 6th and June 19th, no elevated VOCs were recorded during the field work. Similarly, no elevated dust conditions were recorded during the field work. Copies of the CAMP records are included in NET's IRM construction completion report (CCR).

4.0 SUPPLEMENTAL REMEDIAL INVESTIGATION FINDINS

4.1 Soil Investigation

4.1.1 Geo-Environmental Conditions

The unconsolidated deposits encountered during the SRI work consist of, in descending order a heterogeneous cultural fill layer (i.e., sand, gravel, brick, concrete, etc.), a finning downward sequence of glaciolacustrine sand, gravel, silt and clay deposits and glacial till. No visual or olfactory impacts indicative of a chemical release were documented during the soil boring installation work. Total VOC soil gas concentrations recorded during the SRI work ranged from background conditions (i.e., 0.0 ppm) to 24.2 ppm. Bedrock was not encountered during the SRI work. Drilling refusal documented at soil boring BB-1 is attributed to buried concrete. Site specific conditions documented at each of the SRI boring sites are documented on the soil boring logs contained in Appendix C, Exhibit C-1.

With the exception of soil boring location SW-1, improved concrete surfaces were confirmed below each of the Former Haight/American Hide Tannery manufacturing buildings razed as a result of the 2017 demolition IRM. (Ref, Interim Remedial Measure Construction Completion Report Demolition of Site Buildings dated April 2018). The concrete surfaces below the manufacturing structure ranged in thickness from ± 3.0 – 6.0" and extend from the gravel covered parking surfaces located east of the 2017 demolition IRM work zone, to (in some cases) areas beyond the western property line. The concrete floor surfaces that exist along the southwest portion of the Site contain (4) abandoned concrete vaults and a network of drains. The apparent capacity of the vaults ranges from ± 1000 – 5000 gallons and the apparent depth of each vault ranges from ± 4 – 5 feet below the improved slab on grade concrete surface.

With the exception of soil boring SW-1, the cultural fill horizons encountered during the SRI work are in most cases covered by the concrete floor and foundations of the former manufacturing structures or are contained in the network of abandoned concrete vaults and drains. The cultural fills relative position to improved concrete surfaces suggest its existence on Site is relates to historic grading activities completed during the construction of the Former Haight/American Hide Tannery manufacturing buildings as well as material used to close the network of vaults and drains.

Cultural fill that resides in the concrete vaults and a horizon of organic detritus (i.e., < 0.5 ft.) that has accumulated above the concrete surfaces supports both primary and secondary vegetation growth, which include areas located west of the 2017 demolition IRM work zone.

4.1.2 Soil Quality Results

Soil samples BB-2/S-1, BB-3/S-1, DB-1/S-1, DB-1/S-2, USB1-/S-3, USB-2/S-2, USB-2/S-3A, B4-1 S-2, B3-2 S-2 and SW-1 S-3 were each reported to contain the chemical COC at concentrations below the NYSDEC *Restricted Residential Use* SCOs as outlined in General Remedial Program requirements Subpart 375-6.3 and the SSCOs as outlined in CP-51 / Soil Cleanup Guidance and in most cases at concentrations below *Unrestricted Residential Use* SCOs.

With the exception of the compounds listed in **Table 4** each of the remaining (8) samples; which include (5) samples of cultural fill, (2) samples of sediment and a sample of the near surface native unconsolidated deposits were reported to contain the chemical parameters at a concentration below the NYSDEC *Restricted Residential Use* SCOs;

Table 4
Table 375-6.8(b): Restricted Residential Use Soil Cleanup Objective Exceedances

Chemical Parameter	NYS 375 Restricted Residential Use	NYS 375 Commercial Use	Sample ID							
			B4-1 S-1 (0-4')	B3-2 S-1 (0-4')	B2-1 S-1 (0-4')	MW-6 S-1 (0-5')	FD-4 S-1 (0-3')	FD-1 (Surface Sediment)	USB-1/S-1 (0-5')	G. Creek Stg Bld. (Surface Sediment)
Arsenic	16	16	-----	-----	24.3	-----	-----	107	-----	-----
Barium	400	400	1240	1110	2770	-----	403	-----	-----	435
Cadmium	4.3	9.3	-----	-----	-----	-----	-----	6.26	-----	-----
Chromium	180	1500	2410	1090	1280	-----	2060	675	181	346
Copper	270	270	-----	-----	-----	-----	-----	3840	-----	-----
Lead	400	1000	-----	-----	-----	-----	-----	18700	-----	-----
Mercury	0.81	2.8	-----	-----	1.07	13.1	-----	1.22	-----	-----
PCB - 1254	1	1	-----	-----	1.2	-----	8.1	-----	-----	-----
Benz(a)anthracene	1	5.6	-----	1.3	15	-----	1.6	-----	-----	4.9
Benzo(a)pyrene	1	1	-----	1.3	14	-----	1.3	-----	-----	5.4
Benzo(b)flouranthene	1	5.6	-----	1.2	12	-----	1.1	-----	-----	6.4
Benzo(k)fluoranthene	3.9	56	-----	-----	12	-----	-----	-----	-----	3.9
Chrysene	3.9	56	-----	-----	15	-----	-----	-----	-----	7
Dibenz(a,h)anthracene	.330	0.560	-----	-----	1.6	-----	-----	-----	-----	.97
Ideno(1,2,3-cd)pyrene	.500	5.6	.740	.690	9.6	.530	.850	-----	-----	4.0

Note: All units on Table 4 are in parts per million (ppm or mg/Kg). Concentrations identified below Restricted Residential use SCOs and laboratory detection limits are not listed in the table.

Copies of the PEL analytical reports are included in **Attachment F**, **Exhibit F-2** for consideration.

4.2 Groundwater Investigation

4.2.1 Hydrogeologic Conditions

Shallow groundwater was encountered during the soil boring installation at depths ranging from ±3.0 – 13.0 feet below grade. Groundwater levels were measured to the nearest 0.01 feet in each of the newly installed monitoring wells on July 28, 2017 and April 10, 2018 using an oil/water interface probe. These measurements were converted to elevations and plotted on the Site survey map (*see* **Appendix C**, **Figure s 3 & 4**). Based on the respective groundwater elevation recorded at each monitoring well, groundwater flow beneath this area of the Site appears to be in a south-southeasterly direction towards Gordon Creek & Bath Street. The shallow groundwater aquifer flow direction appears to mimic the Site topography, which slopes dramatically downward to the east from the hill located on the west side of Site. **Appendix H** contains the field groundwater monitoring data recorded at the site on July 28, 2017 and April 10, 2018.

4.2.2 Groundwater Quality Results

With the exception of select chemical elements listed in **Table 5,** the groundwater sample collected at the Sites were reported to contain concentrations of the target compounds of concern below the NYSDEC 6NYCRR Part 703 groundwater quality standards and / or the laboratory minimum reporting limit;

Table 5

6NYCRR Part 703 Groundwater Quality Exceedances

Chemical Parameter	6NYCRR Part 703 GA Standards	Monitoring Well Location					
		BB-2	BB-2 DUP	MW-6	NE-1	B4-1	NW-1
Aluminum	100	-----	-----	52700	123000	2390	6710
Beryllium	3	-----	-----	-----	7	-----	-----
Cadmium	5	-----	-----	-----	6	-----	-----
Chromium	50	-----	-----	171	279	-----	-----
Copper	200	-----	-----	-----	221	-----	-----
Iron	300	2580	2620	82300	212000	3580	12700
Lead	25	-----	-----	1260	32	-----	-----
Magnesium	35000	-----	-----	58600	43100	-----	-----
Manganese	300	438	443	2220	2860	-----	695
Mercury	0.7	0.8	0.9	2.7	-----	-----	-----
Sodium	20000	23800	24100	97900	91800	590000	510000
Benz(a)anthracene	.002	0.02	-----	0.18	-----	-----	-----
Benzo(b)fluoranthene	.002	-----	-----	0.14	-----	-----	-----
Benzo(k)fluoranthene	.002	-----	-----	0.14	-----	-----	-----
Chrysene	.002	0.02	-----	0.16	-----	-----	-----
Ideno(1,2,3-cd)pyrene	.002	-----	-----	0.09	-----	-----	-----
Trichlorofluoromethane	5	-----	-----	-----	-----	17	-----

Note:
All units on Table 5 are in parts per billion (ppb or ug/L).
Concentrations identified below NYSDEC 6NYCRR Part 703 groundwater (GA) quality standards and laboratory detection limits are not listed in the table.
Total matrix metal concentrations reported in the samples collected at monitoring wells MW-6, NE-1, NW-1 and B4-1 may reflect turbidity conditions in the samples.

Copies of the PEL analytical reports are included in Attachment F, Exhibit F-2 for consideration.

4.3 Soil Vapor Intrusion Risk Assessment

The data developed as a result of the March 2019 *"winter heating season*" SVI sampling event demonstrates that cVOCs regulated under the NYSDOH CEH BEEI's SVI guidance document and detected during the sampling event were limited to Carbon Tetrachloride in indoor, outdoor and sub slab vapor samples. The detections of and Carbon Tetrachloride was reported at the *"No Further Action"* concentration thresholds listed in Air Matrix Table A of the NYSDOH CEH BEEI Guidance Document. Additional VOCs identified at concentrations above laboratory detection limits are depicted in **Table 6** below. Copies of the PEL analytical reports are included in Attachment F, Exhibit F-2 for consideration.

Table 6
Soil Vapor Intrusion T0-15 Laboratory Detection Results

Chemical Parameter	Sample ID			
	SS	IA	IA DUP	OA
Acetone	48	3.96	3.63	3.42
Carbon Tetrachloride	0.21	0.4	0.37	0.43
Chloromethane	-----	-----	-----	1.14
Dichlorodifluoromethane	3.99	2.14	2.02	2.07
Ethanol	241	2.35	2.28	7.55
Isopropylalcohol	7.12	-----	-----	1.03
Methyl Ethyl Ketone	2.62	-----	-----	-----
Toluene	1.33	-----	-----	-----
Trichlorofluoromethane	26.3	11.5	11.1	1.61

Note: All units on Table 6 are in micrograms per cubic meter (ug/m^3). Concentrations identified below laboratory detection limits are not included in Table 6.

5.0 CONCLUSIONS

Data developed during the SRI demonstrate conditions below and adjacent to the network of condemned manufacturing structures that were razed during the 2017 demolition IRM are consistent the 2013 ECI RI data.

The results of the completed SRI further demonstrate that with the exception of steeply sloping forested portions of the western property line, the network of condemned manufacturing structures AOC as well as areas surrounding the vacant ± 80,000 square foot commercial manufacturing structure most recently occupied by Angelica, are improved by asphalt, concrete and gravel surfaces, are covered by beneficial hard fill materials (i.e., brick and concrete) generated as a result of the demolition IRM completed in 2017 or exist as landscaped green space (see **Appendix C - Figure 5**). Gordon Creek, which flows adjacent to the Site along the southern property boundary also, has a significant portion improved with concrete (i.e., lined bottom and sidewalls).

The SRI data further documents the manufacturing structures AOC is unaffected by VOCs soil detections above NYSDEC Restricted Residential Use SCOs. With the exception of the samples of cultural fill collected from the concrete vaults (i.e., B2-1/S-1, B3-2/S-1 & B4-1/S-1), a floor drain (FD-4/S-1) and from below the concrete floor slab of the former manufacturing buildings (USB1/S-1), sediment samples collected from an abandoned drainage system that served the Site (FD-1 and G.Creek Stg Bld) and one near surface native unconsolidated deposit (MW-6/S-1); the (18) soil samples collected to document soil quality conditions in and below the Former Haight/American Hide Tannery manufacturing buildings AOC were found to be unaffected by the NYSDEC Restricted Residential Use SCOs. The reported soil quality exceedances for the cultural fill, sediment and soil samples are overall low in chemical concentration, limited to the heavy metals Arsenic, Barium, Cadmium, Chromium, Copper, Lead and Mercury, the semi-VOC Benz(a)anthracene, Benzo(a)pyrene, Benzo(b)flouranthene, Benzo(k)fluoranthene, Chrysene, Dibenz(a,h)anthracene and Ideno(1,2,3-cd)pyrene) and the detection of PCB-1254.

Similarly, groundwater quality exceedances to the NYSDEC 6NYCRR PART 703 water quality standards are limited to metals, low concentration (i.e., < 1 ppb) semi-VOCs and the VOC Trichlorofluoromethane (i.e., 17ppb) at B4-1, only.

With the exception of the cVOC Carbon Tetrachloride the March 2019 "*winter heating season*" SVI sampling event has not identified cVOCs regulated under the NYSDOH CEH BEEI's SVI guidance document. Carbon Tetrachloride was reported at the *"No Further Action"* concentration thresholds listed in Air Matrix Table A of the NYSDOH CEH BEEI Guidance Document. Additional VOCs not regulated under the NYSDOH CEH BEEI Guidance Document identified during the SVI sampling event were identified at low level concentrations that are not considered to warrant further investigation or remediation.

In general the soil, vapor and groundwater quality data assimilated during the course of this SRI demonstrate chemical signatures and concentrations that are consistent with prior data developed in other areas of the site by ECI in 2013 and confirm that concrete surfaces exist over or isolate historic cultural fill from the environment below the Former Haight/American Hide Tannery manufacturing buildings AOC.

The information developed during the course of this SRI and the results of the previous RI provide sufficient information for establishing remedial action objectives, evaluating remedial action alternatives, and selecting a remedy that is protective of human health and the environment that is consistent with the Site's CBD zoning.

APPENDIX A

2013 RI REPORT NARRATIVE

REMEDIAL INVESTIGATION REPORT
For

FORMER HAIGHT /AMERICAN HIDE TANNERY SITE
125 Bath Street
Ballston Spa, New York, Saratoga County

NYSDEC BCP Site No. C546055-10-12

Prepared For:

Angelica Textile Services, Inc.

Prepared By:

Environmental Compliance, Inc.

Marc Schneckenberger, P.E.

March 2014
Updated June 2014

Remedial Investigation Report (RIR)

TABLE OF CONTENTS

1.0 INTRODUCTION
- 1.1 RIR Organization
- 1.2 RI Objectives
- 1.3 Site Location and Description
- 1.4 Site History

2.0 PHYSICAL AND ENVIRONMENTAL SETTING
- 2.1 Physical Setting
- 2.2 Geology
- 2.3 Hydrogeology
- 2.4 Surrounding Wells

3.0 SUMMARY OF PREVIOUS INVESTIGATIONS
- 3.1 Previous Investigations
  - 3.1.1 June 2008 Phase I Environmental Site Assessment
  - 3.1.2 1993 UST Removal Investigation
  - 3.1.3 July 2010 Surface Soil Petroleum Incident Data
  - 3.1.4 February 2012 Phase I Addendum Report

4.0 RI SCOPE OF WORK
- 4.1 Site Mobilization Activities
- 4.2 Community Air Monitoring Program
- 4.3 Decontamination Area
- 4.4 Interim Remedial Measure (OU1/EP1)
- 4.5 Soil Investigation
  - 4.5.1 Geophysical Survey
  - 4.5.2 Soil Boring Investigation Methodology
- 4.6 Groundwater Investigation
- 4.7 Soil Vapor Investigation
- 4.8 Quality Assurance/Quality Control (QA/QC) Samples & Data Usability Summary Reports (DUSRs)
- 4.9 Equipment Decontamination
- 4.10 Health and Safety Plan

5.0 INVESTIGATION FINDINGS
- 5.1 Interim Remedial Measure (OU1/EP1)
- 5.2 Soil Investigation
- 5.3 Groundwater Investigation
- 5.4 On-Site Sub-Slab Soil Vapor Investigation
- 5.5 Inside Sludge Investigation

6.0 EXPOSURE ASSESSMENT (Qualitative Human and Fish/Wildlife)
6.1 Site Setting
6.1.1 Summary of Environmental Conditions
6.1.2 Conceptual Site Model
6.2 Human Health Exposure Assessment
6.3 Evaluation of Human Health Exposure
6.4 Ecological, Fish and Wildlife Exposure Risk
6.5 Human Health Exposure Assessment Conclusions
7.0 CONCLUSIONS

FIGURES

Figure 1 Map of Sample Locations that Exceed Industrial Use Cleanup Objectives

APPENDICES

Appendix A Approved Remedial Investigation Work Plan
Appendix B Sampling Map
Appendix C Geophysical Instrument Response Survey Grid Plots
Appendix D Soil Boring Logs
Appendix E Monitoring Well Low Flow Logs
Appendix F Groundwater Flow Map
Appendix G Soil Tables
Appendix H Groundwater Tables
Appendix I Inside Sub-Slab Air Sample and Wastewater Sediment Tables
Appendix J Data Usability Summary Reports
Appendix K CAMP Results Summary

1.0 INTRODUCTION

Environmental Compliance, Inc. (ECI) on behalf of the Brownfields Cleanup Program (BCP) applicant Angelica Textiles Services, Inc. has prepared this Remedial Investigation Report (RIR) summarizing the soil, groundwater and soil vapor results obtained during the Remedial Investigation (RI) performed at the approximately 6.35 acre property identified by the New York State Department of Environmental Conservation (NYSDEC) in a Brownfield Cleanup Agreement Index No. C546055-10-12 as the Former Haight/American Hide Tannery Site located at 125 Bath Street, Ballston Spa, New York, Saratoga County, NYSDEC BCP Site No. C546055.

The RI was conducted in accordance with the NYSDEC June 7, 2013 approved Remedial Investigation Work Plan as updated May 8, 2013 included as Appendix A, and the RI protocols were developed in general accordance with the NYSDEC Draft DER-10 Technical Guidance for Site Investigation and Remediation issued May 2010 (DER-10) and the New York State Department of Health (NYSDOH) Final Guidance for Evaluating Soil Vapor Intrusion in the State of New York issued October 2006. In addition, the NYSDEC, and New York State Department of Health (NYSDOH) project managers provided guidance on location and number of samples that were required for the RI and Interim Remedial Measures (IRM) work that took place at the Site, which is also summarized in this RIR.

1.1 RIR Organization

The RIR is organized in accordance with the following sections:

Section 1.0 – Introduction: This Section provides a brief description of the objectives of the RI, identifies the location of the Site, and provides an overview of historical operations.

Section 2.0 – Physical and Environmental Setting: This Section discusses the physical and environmental setting of the Site, including information regarding topography, geology, and hydrogeology.

Section 3.0 – Summary of Previous Investigations: This Section summarizes the previous investigative activities conducted at the Site.

Section 4.0 – RI Scope of Work: This Section summarizes the investigative actions performed at the Site, as well as the procedural aspects of their implementation.

Section 5.0 – Investigation Findings: This Section presents the findings of the RI performed as described herein.

Section 6.0 – Exposure Assessment: This Section presents the Qualitative Human and Fish/Wildlife exposure assessment.

Section 7.0 – Conclusions: This Section presents the conclusions of the RI.

1.2 RI Objectives

The RIWP stated the following overall RIWP objectives (*see* Appendix A):

1. Define the nature and extent of contamination in soil, groundwater, soil vapor and any other parts of the environment that may be affected.
2. Identify the source(s) of the contamination.
3. Assess the impact of the contamination on public health and the environment.
4. Provide information to support the development of a proposed remedy to address the contamination.

1.3 Site Location and Description

The Site constitutes one tax lot (Section 1, Block 96, Lot 2) totaling approximately 6.35 acres in the Village of Ballston Spa, New York, Saratoga County. *See* Exhibit D of the BCP application, and the Site Survey Map (Figure 2 of the RIWP) for the 6.35 acre site. The Site is located at 125 Bath Street, immediately north of a channelized creek known as Gordon Creek, and northwest of the intersection of Bath Street and Hamilton Ave. The Site is zoned for industrial use. Private residences are located to the north, south, and east of the site. The western portion is an undeveloped wood lot. Saratoga County fairgrounds are located to the northwest. Porter's Auto Body Shop is adjacent, across Gordon Creek. Ballston Spa Lanes bowling alley is to the southeast, across Bath Street.

An 80,000 square foot building occupies the eastern portion of the Site. This main building on the Site was constructed between 1945 and 1950 according to Sanborn maps, and replaced many of the former tannery buildings (*See* Figure 4 of the RIWP). A machine shop and administrative areas occupy the eastern portion of this building; former laundering and garment storage areas are located in the western and central areas of the building. The northern portion of the building has most recently been used for shipping and receiving laundry. A wastewater treatment sump/wastewater pit and a boiler room occupy a subgrade area at the building's center. The Site's southeastern border and central portion still contain several small buildings associated with former Site tannery operations (former "sewage disposal" and chlorine plant"). These buildings were reportedly never used by the current owner/Volunteer Angelica Textile Services, Inc. or its predecessors. Asphalt driveways join the southern and northern portions of the building through a paved area located at the back (west side) of the main building. Only remnants and foundations of former tannery buildings remain present near these driveways and in the far western wooded portion of the Site. A metal trailer previously used for linens storage is located in an asphalt parking lot west of the building. The eastern portion of the building's exterior faces Bath Street, where the main foot access entrance is present.

1.4 Site History

The most recent owner and occupant of the Site is Angelica Textile Services, Inc. ("Angelica"), a New York State corporation, which acquired the entity, Linen Systems for Hospitals, Inc. ("Linen Systems") in 1977, and officially changed Linen Systems name to Angelica in or about 1984. Linen Systems acquired title to the Site in 1977. The deed remains in the name of Linen

Systems for Hospitals, Inc. *See* Exhibit B of the BCP application, including the deed. Linen Systems and later Angelica performed laundering of garments with detergents on the Site and warehoused linens from approximately 1977 through 2011 without the use of dry cleaning chemicals. In 2011, Angelica recently ceased operations on the Site. Therefore, the Site is now vacant.

Historically, industrial development began at the Site in 1881. Tannery operations occurred from 1887 to 1960 according to historic Sanborn maps and other local historical resources. Three tanneries – Haight and Company, American Hide & Leather, and Howes Leather – occupied the Site during these years. The former tanneries also spanned across the adjacent Gordon Creek to a second lot (Tax Block 216.32.1.96.1; hereinafter "Lot 1"). However, this lot was not purchased by Linen Systems in 1977, and, is therefore, not part of the BCP Site. *See* Exhibits B & C of the BCP application, including Title Information and Deed to Rickett's, Inc. for Lot 1; Phase I at 4.

After all tannery operations ceased in or about 1960, there was an approximately ten year period in time the Site was not occupied. An individual and then his estate owned the site from 1960 to 1969. There may have been an antique dealer (Gordon Creek Inc.), which owned and occupied the Site for a year between 1969 and 1970. Gordon Creek Inc. sold the Site to Paul J. Rickett Sr., and the Site was later purchased by Rickett's, Inc. The operator was Northern Hospital Linen Service, Inc., Mr. Rickett's company. Northern Hospital Linens operated the site from 1970 to 1976.

Ricketts, Inc. sold the BCP Site Lot 2 (not Lot 1 located across the creek on the Southside) and his newly formed corporation named Linen Systems for Hospitals Inc. to Angelica in 1977. Angelica kept the Linen Systems name until 1983, when it changed its corporate name to Angelica Healthcare Services Group, Inc. In 1996, there was another corporate name change to Angelica Textile Services, Inc. Rickett's is still a local Ballston Spa laundry company. As noted above, title to the Site remains under the name Linen Systems, which is still a valid corporation in New York State.

Laundering operations continued from 1977 until recently in 2011, when Angelica ceased all laundering and warehousing operations at this facility. Angelica would like to sell or lease this facility to another volunteer for a viable reuse, and intends to work with any interested buyer to resolve the contamination issues.

As of 1904, there were 15 buildings associated with tannery operations. The former tannery conducted bulk storage of chlorine, fuel oil, and stored tanning liquors and wastes in containers ranging in size from 55 gallon drums to 100,000 gallon above ground storage tanks (ASTs) during what appears to be its entire more than 70 year history. Historically tannery sites in general have used suspected contaminants of concern (COC) in their operations such as: chlorine, formaldehyde, sulfuric acid, glycol ether EB, glycol ether PMA, methyl isobutyl ketone, toluene, xylol, phosphoric acid, methanol, manganese sulfate, chromium III, ethylene glycol, lead, copper, lime, and zinc.

Only limited investigation had been performed prior to the implementation of the RIWP by Angelica, which was restricted to the tank area (*see* Figure 1 for the location of EP1/OU1, the

former 100,000 gallon above ground vertical No. 6 fuel oil tank) in the northern portion of the Site. At this location the remediation of a reported petroleum spill (from an unknown source at the time) started the excavation of EP1/OU1 (*see* Figure 1 for the Site location). During the excavation and remediation of the petroleum spill tannery related items were unearthed and the excavation was halted to allow discussion with the Department related to the Site entering the BCP. Although a report was not produced for this initial remediation effort all data obtained from the excavation/remediation was provided to the Department.

2.0 PHYSICAL AND ENVIRONMENTAL SETTING

2.1 Physical Setting

The Site is located within the Village of Ballston Spa, Saratoga County, New York. Specifically, the Site is situated in a low valley at an approximate elevation of 244 feet above mean sea level (AMSL). Half a mile north and south of the Site, elevations increase by approximately 100 feet.

2.2 Geology

This area experienced major drainage changes during Pleistocene glaciation. Nearby to the southeast and east, respectively, Round and Saratoga Lakes are thought to be kettle lakes that lie in glacial debris, which now fills the pre-glacial Colonie Channel (Van Diver, B.B., 1985). The Site is bordered on the south by Gordon Creek, a small tributary of the more significant Kayaderosseras Creek. Gordon Creek flows easterly to its confluence with Kayaderosseras Creek approximately 0.5 miles northeast of the site. The latter creek meanders further north and east to enter Saratoga Lake. At some point, the Gordon Creek adjacent to the Site was channelized with concrete and large slabs of granite rock. The creek bed itself is concrete and rock and allows for very shallow ponding of water and gradual decrease in elevation. The channeling of the creek was likely performed to preventing flooding of this area.

Bedrock beneath the Site (estimated at 10 to 40 feet below the ground surface) is mapped as the Canajoharie Shale, Unit NYOc;1 (D.W. Fischer, et al., 1961). This black shale is a member of the Trenton Group of black shale(s). The Trenton Group is of Middle Ordovician age, formed approximately 460.90 - 471.80 million years ago. The depth to bedrock beneath the Site was not encountered in excavation on the north part of the site (the excavation pit was approximately eight to ten feet deep) or during the RI.

Middle Ordovician Canajoharie Shale is one of several black shales in a belt of autochthonous Paleozoic rocks (exclusive of the Taconic sequence) that occupies the Champlain, Hudson, and Mohawk valleys. Also included in the Trenton Group are the Utica and Snake Hill Shale members. The Snake Hill member is found to the northeast in the Saratoga Springs area. Found east of the site is the Normanskill Formation of the Trenton Group – Taconic Area. This formation is comprised of greywacke, black and gray and black shale(s), also of Middle Ordovician age.

Structurally, the area contains a number of sub-parallel, generally north-south oriented faults. The Saratoga fault is a normal fault located approximately one mile east of Ballston Spa.

Another significant normal fault, the McGregor fault is located to the northeast and controls the location of several carbonated mineral springs in the Saratoga region.

According to the Surficial Geologic Map of New York, the overburden at the Site consists of lacustrine delta (ld) deposits of coarse to fine gravel and sand, stratified, generally well sorted, deposited at a former shore line, and variable with thicknesses of 3 to 15 meters (Caldwell, D.H., et al. 1978). Further west of the Site is the contact between this lacustrine delta material and glacial till (t), variable texture, (e.g., clay, silt clay, boulder clay), usually poorly sorted, deposited beneath glacial ice, and variable with thicknesses of 1 to 50 meters.

There are two United States Department of Agriculture (USDA) soil types identified at the Site. Chenango silt loam, loamy substratum, undulating [ChB] occupies the east-central and north portions of the site. This very deep, well-drained soil is formed in water sorted sand and gravel on outwash plains, kames eskers, and alluvial fans. Oakville and Windsor [OeE] soils – 25 to 30 percent slopes occupy the western portion of the site. These very deep well drained to excessively drained soils are formed in water sorted sand. Additionally, a third soil type, Tioga fine sandy loam [Tg] may occupy the areas near the banks of Gordon Creek on the south part of the site. This very deep well drained soil formed in recent alluvium and is found in floodplain areas. It should be noted that the uppermost sequences of these soils may have been altered through onsite construction and demolition activities over time.

Groundwater has been observed at 4 to 6 feet below ground surface (BGS) depth interval in the aforementioned soil excavation area at the north side of the Site during a period frequent precipitation and may represent a higher than average water level at this location. It is important to note that water levels are expected to vary at other parts of the site, such as near the creek or during significant rain events.

2.3 Hydrogeology

The RI demonstrated that the direction(s) of groundwater flow mimics the topography with eventual discharge to Gordon and Kayaderosseras Creeks. Due to the terrain/topography, and an understanding of the underlying geology, the movement of groundwater seems to be in the eastern and southeastern direction. (See more information in Section 4.6).

2.4 Surrounding Wells

Residences located to the north, south, and east of the Site and are connected to municipal utilities. The village obtains its water from Great Flats Aquifer through the Town of Glenville. There are no public water supply wells located within 1,500 feet of the site. No potable or private domestic use wells are located down-gradient from the site. Therefore, an impact to wellhead protection or groundwater recharge areas in not required (*See* GaiaTech Phase I Report at 6 submitted with the BCP Application). Further investigation using NYSDEC available lists indicate there are groundwater wells as follows:

- Two groundwater wells at BGS depths of 100 feet and 200 feet located 5,400 feet north west of the Site (up gradient);

- One groundwater well at BGS depth of 35 feet located 5,980 feet south of the Site (down gradient);
- One groundwater well at BGS depth of 645 feet located 4,000 feet south east of the Site (down gradient); and
- One groundwater well at BGS depth of 27 feet located 11,800 feet north of the Site (up gradient).

The current use of the groundwater wells is undetermined at this time.

3.0 SUMMARY OF PREVIOUS INVESTIGATIONS

3.1 Previous Investigations

3.1.1 June 2008 Phase I Environmental Site Assessment ("Phase I Report")

A Phase I Environmental Site Assessment E-1527-05 (ASTM-05) was performed by GaiaTech in June 2008. The Phase I report was prepared in relation to due diligence required for a financial transaction. This was essentially the first time the long industrial history associated with the Site was summarized, and became known to Angelica. The Phase I Report concluded that Angelica's use of the Site to launder garments did not create recognized environmental conditions (RECs), but prior tannery operations may have caused RECs. As noted above in the Site History section, three (3) tanneries operations were present dating back to the 1880's - - Haight and Company Tannery from 1881 to 1899, American Hide & Leather from 1899 to 1955, and Howes Leather Company, Inc., from 1956 to 1960 .

The Phase I Report describes the Haight Tannery's operations as including a bark mill, a leach house, an engine room, and finishing areas. The Site's central area included a "vat yard." Several tanning liquor tanks, and a rail spur, were present on the western portion of the Site by the late 1890s. *See* Sanborn Maps attached to the Phase I Report.

Subsequently, American Hide & Leather was present from 1899 to 1955. By 1904, the Tannery contained 15 buildings. *See* Exhibit N of the BCP application. A 1924 map reveals the presence of "waste tanks" added to the main Tannery building. Additionally, a sewage disposal and a chlorine plant were present along Gordon Creek. A large area of empty barrels appeared to be present in the Site's northeast portion at this time. By 1942, a 100,000 gallon fuel oil AST and 100,000 gallon water AST were present on the Site's northern portion. The Tannery discharged water containing lime, salt, tanning liquors, and lactic acid into Gordon Creek; the effluent was highly colored.

In 1945, the current Site building was constructed on the south and east portions of the Site to replace a former building. By 1950, the Tannery was expanded to include a fuel handling building, coal silos, ash silos, additional fuel oil tanks, and paint shed. *See* 1950 Sanborn Map in Phase I. According to the updated Phase I February 2012 Addendum, for one year the Site was owned by General American Industries, Inc. from 1955 to 1956. *See* Exhibit N of the BCP application. General American sold the Site to Howes Leather Company, Inc., which continued

to operate the tannery from 1956 to 1960 when Tannery operations apparently ceased. The Site was vacant from 1960 until 1970 when laundering of linens began by a company named Northern Hospital Linen Service, Inc. Laundering of lines continued at the Site until 2011.

According to the Phase I Report, there are no underground storage tanks (USTs) currently at the site. A single UST was installed in 1973 and removed in 1993; this stored 4,000 gallons of diesel fuel. No spills, leaks, or indications of product release were reported. The tank was allegedly removed in accordance with DEC regulatory requirements, and soil tests beneath the tank performed by the DEC found no impact. One 5,000 gallon fuel oil AST that stores back up fuel when natural gas is unavailable was on-site from November 2000 until July 2012. *See* Exhibit D of the BCP application Site Layout and Area Map. [NOTE: This AST was present west of the Site building, but was permanently closed on or about July 18, 2012.] Additionally, two water ASTs located in the boiler room did not represent a REC. Angelica formerly stored laundering chemicals in state registered plastic ASTs, but changed to using portable totes and drums early in the 2000's; these ASTs also did not represent a REC in the Phase I Report.

According to the Phase I, Angelica did not generate or dispose of hazardous waste and no waste disposal occurs on Site. Sanitary wastewater was discharged to the municipal sewer system by Angelica. Wash water was discharged through a network of grate drains equipped with lint filters to a concrete sump/wastewater pit in the boiler room, which pH adjusted the water prior to discharge to the sewer system. The sump/wastewater was inspected and pumped out every 3 to 5 years. However, the Phase I did not contain any data confirming no impacts from the sump. Two natural gas-fired boilers were identified as the Site's only combustion emissions, but were not deemed as posing a physical impact to the Site in the Phase I Report. The Report also concluded the Site's transformers did not appear to pose a PCB hazard.

The Phase I Report also evaluated if there was any potential environmental impact to the Site from surrounding properties. The most significant adjacent former use was located across the channelized creek to the South, and was known as the former Ballston Spa Electric Light & Power Company, which was present southwest of the Site from 1892 to 1911, and may have been a manufactured gas plant site. However, other than this historic use, which is separated by the Site via the creek, there were no other former adjacent uses noted of any environmental significance. See Exhibit I of the BCP application - Adjacent Property Owner Map.

There have been release incidents on adjacent or nearby sites, which were identified and are summarized below:

A. Old Village Garage, Thompson Street. This site, which is approximately 350 feet north-northeast, is down-gradient from the Site, and reported a leaking gasoline UST in 1998. NYSDEC has not apparently issued a closure letter, but this spill is listed as "corrective action taken", and therefore, was not deemed as having a potential impact on the site in the Phase I Report.

B. Vicinity Oil Spills. Four spills with minimal potential for hazard have been closed after corrective action was taken in the vicinity, and were not deemed to represent a potential impact concern in the Phase I Report. These were all within 650 feet of the site, and included: a diesel

fuel spill south-southeast of the site in 1998, an oil and gas spill in 1993 at a commercial business east-southeast, a gasoline spill at Cumberland Farms east-northeast in 1988, and a water spill at a dentist office south of the site in 1993.

C. Herbicides and Pesticides Spill. Herbicides and pesticides were released by an Agway store that burned down in 1977, 750 feet south of the site. This site is allegedly under continued DEC monitoring, although materials are buried and leachate is allegedly being controlled. Because of this site's status, it cross-gradient relationship to the Site, and distance from the Site, the Agway site was not deemed to pose an impact on this Site in the Phase I Report.

3.1.2. 1993 UST Removal Investigation

In 1993, Angelica removed a 4,000 gallon UST of diesel fuel and pump. This tank was located near the location of MW2 (See Sampling Map, Appendix B). The investigation of soils in 1993 beneath the excavated UST did not detect contamination. The tank registration lists this tank as closed as of August 1, 1993. MW2 soil sample results indicated that there was only one petroleum related COC that exceeded the Industrial Use Cleanup Objective, which is Benzo (a) pyrene at the 8 to 10 foot BGS depth interval. The Benzo (a) pyrene sample result was 1.64 mg/Kg and the Industrial Use Cleanup Objective is 1.1 mg/Kg. It was noted in the bore log for MW2 that fill was used to a depth of approximately 13 feet BGS and included black fragments of coal or ash material. This fill material may be the reason for the sample result concentration of Benzo (a) pyrene from the 8 to 10 foot BGS depth interval rather than from the former UST.

3.1.3. July 2010 Surface Soil Petroleum Incident Data

Environmental contamination associated with this Site was first discovered in July 2010 in the vicinity of a former 100,000 gallon former fuel oil above ground storage tank (AST) in the northwest corner of the Site during an unusual release of No.6 fuel oil from under the ground to the surface due to what was believed to be saturated soil conditions from extensive rain events that had occurred at this time. Observations of the oil release were reported to the NYSDEC upon discovery. DEC Spill #1004405 was assigned to this release. *See* Exhibit K of the BCP application. A subsequent Site investigation and sampling program performed by ECI confirmed the presence of petroleum contamination in the vicinity of the former AST. Leather waste and ash solid waste materials associated with the former tannery were later discovered to be buried in the vicinity of the base of the former AST during remediation of the petroleum spill. Additional areas of tannery related contamination were slated for investigation during implementation of the RIWP. No reports were generated in relation to the petroleum spill remediation and excavation work but the data investigation results were shared with the Department and are summarized below:

On September 29, 2010, excavation work was performed in and around the area of the discovered petroleum. Approximately 102.07 tons of petroleum contaminated soil (PCS) was removed and sent to Environmental Soil Management Inc. (ESMI) for incineration. ECI's subcontractor Galloway Technical Services (GTS) had to cease excavation on or about October 1, 2010 due to wet weather issues.

On October 18, 2010, further excavation was performed until October 21, 2010. PCS was stockpiled on-site for disposal.

On November 28th through December 13th, 2010, further excavation was performed in an attempt to fully determine the nature and extent of the PCS. Approximately 270.7 tons of additional PCS was removed from the Site and sent to the Colonie Landfill and 14,933 gallons of groundwater was sent to a the Schenectady wastewater treatment facility located in Schenectady, New York as was all groundwater removed from the Site. The 270.7 tons of PCS sent to the landfill represented PCS that had been excavated from the pit (EP1) since October 2010.

Before the remnants of the vertical steel tank and concrete pad could be uncovered and removed, first the soil deposition and tree growth had to be removed. Since some of the trees were 30 to 40 feet tall, a third party, Donavan Tree Service, was called in to remove eight (8) of the largest trees in early December 2010.

On May 21, 2011 through June 17, 2011, further excavation was performed with the goal of removing the remaining soil, trees and the tank bottom and additional contaminated soil. The tank was estimated to be about 25 feet in diameter; this would estimate the height of the tank to be about 27 to 30 feet tall in order to contain 100,000 gallons. What remained of the bottom portion of the tank was the bottom and about 7 feet of a collapsed vertical section of the sidewall of the steel tank. The remnants of the tank bottom and collapsed side wall were filled with ash and soil backfill. GTS removed the contents of the tank bottom and then cut up the remaining portion of the steel. The condition of the above ground vertical petroleum tank indicated it had previously undergone demolition.

The vertical tank sat on a heavily reinforced concrete pad that was supported by a number of piers that were in the ground. The piers are still in place and the depth of the piers has not yet been determined at that time.

GTS removed an additional 379.26 tons of PCS, which was sent to the Fulton County Landfill, and 54,112 gallons of groundwater was sent to the Schenectady wastewater treatment facility. The remnants of the vertical steel wall and bottom of the tank and concrete pad was cut up and sent for recycling and disposal. The location of this tank bottom corresponds to the location of a former 100,000 gallon AST vertical steel tank and structural support pad shown on historic Sanborn maps. On or about June 17, 2011, leather scraps were unearthed, and the excavation was halted. As of June 2013 there was a stock pile(s) of petroleum contaminated leather scrap on-site. The Baker 20,000 gallon tank used to store ground water from the excavation was cleaned on October 23rd, 2012 and removed from the site on October 24th, 2012. At that time another 1,477 gallons of ground water and rinse water extracted from the Baker tank was sent to the Schenectady wastewater treatment facility.

In addition, a 5,000 gallon above ground diesel tank was permanently closed on July 18, 2012 as reflected in the DEC's Petroleum Bulk Storage (PBS) registration documentation.

All of the above excavation started at the location of the initial test pit and moved in an outward direction from the initial point in an attempt to delineate the contaminated area. Despite several

rounds of excavation, the full extent of the PCS was not determined during the completion of this first phase of work because tannery related solid waste leather material was uncovered. An IRM was planned to address this area, which is summarized below is Sections 4.4 and 5.1.

The soil samples were collected so that approvals from either the thermal treatment or landfill disposal companies would accept the soils for treatment/disposal off-site. The soil analytical parameters that were tested during this time period were mostly TLCP related. The groundwater samples were collected so that the wastewater treatment facility (i.e., located in Schenectady, New York) would accept the groundwater for treatment and disposal. The data results from the collected soil and groundwater samples confirmed that No. 6 fuel oil (Diesel Range Organics mostly identified as a match to Lube Oil based on laboratory analysis/comparison) was present in the ground/excavation area. Additionally, soils contain multiple SVOCs, including acenapthhene, anthracene, benzo(a)anthracene, benzo(a)pyrene, benzo(b)fluoranthene, benzo(g,h,i) perylene, benzo(k)fluoranthene, chrysene, 2-methylnapthalene, dibenz(a,h) anthracene, fluoranthene, fluorene, indeno(1,2,3-cd) pyrene, phenanthyrene, and pyrene. The VOCs m,p-xylene and o-xylene were also detected, but only in one sample and at levels slightly above non-detect levels. Low levels of heavy metals, including but not limited to, arsenic, barium, chromium, and lead were also detected, with barium identified in most samples. All barium sample results were below the Industrial SCO. In addition, the testing for metals during this time period indicated that the metals were not present at hazardous waste levels.

3.1.4 February 2012 Phase I Addendum Report

The Phase I consultant GaiaTech received DEC FOIL documents, which it summarized in its updated February 2012 Phase I Addendum Report. In addition, since the initial Phase I Report did not contain any data confirming there were no impacts from Angelica's own operations to the sump, GaiaTech asked Angelica for its past data for analysis.

Based on updated information and data provided by Angelica, and documented in the February 2012 Phase I Addendum Report dated May 2009, analysis of sludge from the sump pit (located inside the main building and boiler room), was analyzed for pH, solids, semi-volatile organic compounds (SVOCs), acids, halocarbons, aromatics, ketones, carbon disulfide and vinyl acetate. The analysis was performed so that sludge, if present, could be characterized for disposal. The data indicated that the pH was slightly basic, barium was detected at 1.79 micrograms per kilogram (µg/kg), toluene was detected at 19.6 µg/kg, acetone was detected at 1,350 µg/kg, 2-butanone was identified at 142 µg/kg, and carbon disulfide was identified at 224 µg/kg. GaiaTech concluded the sump pit did not receive discharges of oils, solvents or other unauthorized materials while in use and all detections were below the respective unrestricted use cleanup standards in 6 NYCRR 375-6.8(a), which are 0.7 parts per million (ppm) for toluene; and 350 ppm for barium. Acetone exceeded the 0.05 ppm unrestricted use cleanup standards in 6 NYCRR 375-6.8(a) but was well under the 4.8 ppm standard acetone for restricted residential use pursuant to 6 NYCRR 375-6.8(b). Acetone is also a frequent lab contaminant. While there are no regulatory standards for 2-butanone and carbon disulfide, the catch all residential cleanup guidance standard in DEC CP-51 is 100 ppm for each of these substances. Given the nature of material laundered and detergents used, lack of staining or indications of releases to the wastewater system observed in 2008, and the results of sludge sampling in 2009, the potential for

significant impact to the Site as a result of unauthorized releases to the wastewater system appeared low to the Phase I consultant in this Addendum Report. *See* Exhibit P of the BCP application– Sump Pit Data.

4.0 REMEDIAL INVESTIGATION SCOPE OF WORK

The RI, which was implemented pursuant to the NYSDEC approved RIWP, included the installation of six (6) Monitoring Wells, seven (7) Soil Borings, and eight (8) Deep Borings were performed for a total of 21 investigation locations. A deviation from the RIWP occurred when only five (5) monitoring wells could be installed due to dry subsurface conditions this past summer; however, soil samples were removed from all six (6) planned well locations.

The following tasks comprised the Scope of Work for the RI:

- Site Mobilization Activities;
- Community Air Monitoring Program;
- Decontamination Area;
- Interim Remedial Measure (OU1/EP1)
- Confirmation Sampling;
- Soil Investigation;
- Groundwater Investigation;
- Inside Soil Vapor Investigation;
- Inside Sediment Investigation;
- Collection of Samples;
- Quality Assurance/Quality Control (QA/QC) Samples;
- Equipment Decontamination;
- Quality Assurance Project plan; and
- Health and Safety Plan.

Final sample locations were approved by the NYSDEC project manager Mr. Mike McLean P.E. on June 7, 2013. During the implementation of the RIWP, Mr. McLean worked closely with the ECI project manager Mr. Marc Schneckenberger to insure that the sample locations were appropriate. There were a few deviations from the sample locations depicted in the RIWP) to facilitate proper sampling protocols and utility location issues with Mr. McLean's approval. In addition, the DOH project manager Ms. Scarlett McLaughlin directed ECI personnel as to the final location for the two (2) indoor sub-slab vapor/air samples inside the building. The actual sample locations are depicted on the Sampling Map (*see* Appendix B).

4.1 Site Mobilization Activities

Prior to Site mobilization, equipment was obtained or rented through predominantly two companies, Pine Environmental Services and Geonics Ltd., The drilling contractor - Parratt-Wolff, Inc. - was also retained to perform drilling work. The laboratory and third party sample validation companies were retained (Paradigm Environmental Services, Inc. and KR Applin & Associates, respectively) to facilitate the analytical requirements contained within the RIWP.

The drilling contractor contacted New York State's Dig Safely program before commencing work. The existing utility company then staked out the location of all utilities on the Site before commencing the drilling activities to avoid impact to existing utilities. Because of the 100 year industrial history of the Site, ECI also conducted a geophysical survey to identify any unknown former utilities not being serviced by existing utility companies and therefore, not part of the New York State's Dig Safely program), and unknown underground structures. The geophysical survey incorporated specific instrument responses that were plotted on survey grids to determine the best location for drilling activities (See Section 4.5 for further details). In addition, ECI contacted a number of former facility employees who were helpful in understanding the locations of potential utility and underground structures located on the Site. The potential utility locations were mostly running east to west and were on the driveways at both the south and north locations running adjacent to the main building. In addition, the front of the main building, which boarders Bath Street was also an area that contained numerous underground utilities. The underground structures were mostly located in the parking lot directly behind (i.e., west) of the main building. These seemed to be related to the drying ovens that were once located in a covered building that no longer remains on-Site, but has been turned into a driveway and parking area. There were concrete foundations, flat work and tunnels that covered this driveway and parking area. The result was that at no time were physical utilities or structures encountered in the drilling activities as these locations were identified prior to drilling activities (*see* Section 4.5.1 for more details on the geophysical survey).

In addition to the standard mobilization work above, stock-piled petroleum contaminated soil and leather scrap piles that were temporary stored on Site were removed as the first part of the IRM effort to make room for equipment and to clear sampling locations required for the RI, further described below in Section 4.4.

4.2 Community Air Monitoring Program

A Community Air Monitoring Plan (CAMP) was conducted for all ground intrusive work during the RI and IRM implementation activities at the Site. The CAMP has been developed based on the New York State Department of Health (NYSDOH) Generic CAMP document dated January 6, 2000. The CAMP results summary is presented in Appendix K.

Purpose:

The purpose of the CAMP was to provide a measure of protection for the community from potential airborne contamination releases as a result of ground intrusive activities involved with the investigative and remedial work activities. In addition, the CAMP implementation helped confirm that work activities did not spread airborne contamination off-site.

Sampling Protocol:

Two (2) stationary monitoring stations were positioned based on wind direction and Site activity location to determining if any airborne PM or VOCs extended to the site property boundary during the RI and IRM Site activities (See Sampling Map in Appendix B). In addition to the stationary monitoring stations, a hand held monitor was used to determine ambient levels of

VOCs directly at both intrusive and non-intrusive activities. Also, logs documenting observations of any visible dust leaving the property were maintained.

Particulate Monitoring, Response Levels, and Actions:

Continuous monitoring for particulate less than 10 micrometers in diameter (PM-10) was conducted during all ground intrusive activities with a DUSTRAK II, Real Time Monitor. Air monitoring, alarm set points, 15-minute time weighted averaging action level parameters and visible dust action criteria are identified below.

If the downwind PM-10 concentration level was noted as 100 micrograms per cubic meter (mcg/m3) greater than background (upwind perimeter) for any 15-minute period or if airborne dust is observed leaving the work area, then ECI was positioned to notify the construction foreman that dust suppression techniques must be employed.

Due to the physical parameters of the site, considering the hillside and building positions, the wind was typically very slight in the work area and the upwind and downwind directions changed frequently throughout any given day. As such, the two fulltime monitoring stations, labeled "North" and "South" varied as upwind or downwind sites, accordingly. Monitoring was maintained to determine if either instrument site exceeded the 100 mcg/m3 difference; no exceedances were recorded.

Volatile Organic Compounds (VOC) Monitoring, Response Levels, and Actions:

Volatile organic compounds (VOCs) were monitored at the both the north and south perimeters of the worksite on a continuous basis with a MiniRAE 3000.

If the ambient air concentration of total organic vapors at the downwind perimeter of the work area or exclusion zone exceeded 5 parts per million (ppm) above background for a 15-minute average, ECI was positioned to notify the construction foreman that work activities must be temporarily halted while monitoring continued; no exceedances were recorded.

Periodic monitoring for VOCs was also performed during non-intrusive activities such as the collection of soil and sediment samples or the collection of groundwater samples from the monitoring wells. "Periodic" monitoring during sample collection would typically consist of taking a reading upon arrival at a sample location, monitoring while opening a well cap or overturning soil, monitoring during well baling/purging, and taking a reading prior to leaving a sample location. At no time during the field activities did either the north or south monitoring site exceed the alarm parameters for PM-10 or VOC, of 100 mcg/m3 or 5 ppm, respectively.

QA/QC:

The Dustrak II was within the timeframe of the factory span calibration and was zero-checked each morning prior to use. The MiniRAE was span calibrated each day with 100 ppm isobutylene gas and zero-checked prior to each use.

Wind Speed and Direction:

Several wind flags were positioned around the site and used to indicate wind direction on-site. As noted above, due to the physical parameters of the site, the wind direction changed multiple times each day, but was overall low.

4.3 Decontamination Area

ECI established the decontamination area prior to any intrusive activities. A filled 2,000 gallon potable water tank and lavatory was installed on the outside of the northwest side of the main building. Located adjacent to the water tank was a blacktop area that sloped towards the building and had a trench drain to contain any run-off water. The trench drain was blocked off/plugged and the area was cleared of any debris and used as the decontamination pad.

The trench drain plug and the decontamination area were left intact after the RI effort was completed at the end of June 2013. The reason for leaving it intact was to use the same decontamination pad, water tank, and lavatory for the IRM effort that was implemented July through August 2013.

4.4 Interim Remedial Measure [Operable Unit 1 ("OU1"/EP1)]

The IRM for OU1/EP1 was performed according to the NYSDEC approved IRM Work Plan updated May 23, 2013. The NYSDEC project manager Mr. Mike McLean P.E. approved the IRM Work Plan on June 7, 2013. The property covered by this IRM remediation effort is about one third (1/3) acre of surface area.

For the entire IRM implementation which took place from June through August 2013, and included the work effort in 2010, approximately 3,300 tons of PCS and leather scrap material were removed from the excavation pit area and sent off site for proper disposal. In addition, about 2,130 cubic yards of clean backfill were brought on-Site to fill the excavation pit. During the July through August 2013 time period, 47,000 gallons of groundwater was also removed from the excavation pit and sent to a wastewater treatment plant; this facilitated the excavation process and allowed the PCS and leather scrap going to the landfill to be accepted as dry solid material. The Fulton County Landfill, where the PCS and leather scrap were sent in 2013, required dry solid materials. This was accomplished by excavating the solids and allowing the water to gravity drain back into the excavation pit and/or mixing very dry solids with slightly wet solids that had been excavated so that the resultant solid mixture was consider sufficiently dry to be accepted by the landfill. Table 4.4-1 identifies the receiving facilities and quantities of soil and groundwater that were transported off-site for disposal.

Table 4.4-1

OU1/EP1 Remediation Summary (5/12/14)			
Material	**Estimated Date**	**Disposal Site**	**Estimated Amount**
PCS	10/10/2010	ESMI Incinerator Ft. Edward, NY	102.07 Tons
PCS	12/10/2010	Town of Colonie, NY Landfill	270.7 Tons
PCS	6/20/2011	Fulton County Landfill	450.4 Tons
PCS	8/31/2013	Fulton County Landfill	870 Tons
Commercial Soild Waste	8/31/2013	Fulton County Landfill	1,697 Tons
Subtotal (Tons)			**3,390.17 Tons**
Wastewater	12/7/2010	Wastewater Treatment Plant Schenectady, NY	15,000 gal.
Wastewater	6/8/2011	Wastewater Treatment Plant Schenectady, NY	54,112 gal.
Wastewater	8/31/2013	Wastewater Treatment Plant Schenectady, NY	57,012 gal.
Subtotal (Gallons)			**126,124 gal.**

Due to the geology and topography related elevations during the excavation of EP1, there were a number of remediation/excavation practices that were required. First, the steep slope/grade on the west side of EP1 had to be addressed. While not requiring shoring, the slope did require that portions of EP1 that had been excavated to visually clean status had to be sampled and then backfilled before the entire pit was remediated to prevent erosion. This allowed the excavator to move in a north-south direction along the western boundary of EP1. The excavation was also very deep in many areas, with some excavation points reaching as deep as 12 feet to 20 feet BGS due to the elevation difference at grade. Thus, confirmation samples were taken from EP1 in a phased approach and in a practicable and safe manner.

Once an area of EP1 was visually inspected by the excavation contractor and deemed to be visual free of any grossly contaminated soil, confirmatory samples were taken and sent to the laboratory for analysis. The first confirmatory samples were taken on July 17th, 2013 from the west side (sample ID: CS1-West-10) indicating that the sample was removed from a depth of 10 feet from the west side of EP1. Sample ID: CS2-East-10 was also taken on July 17th, 2013 from a depth of 10 feet on the east side of EP1. Both samples were analyzed for metals and SVOCs. Both samples had non-detect results for all SVOCs, and the metals were well below the Restricted Commercial Cleanup Objectives [Table 375-6.8(b)].

Additional confirmatory samples were taken on July 18th, 2013 from the south end and bottom of EP1. Sample ID: CS3-South-10 was removed from a depth of 10 feet on the south side of EP1. DEC project manager Mike McLean requested that one confirmatory sample be analyzed for all of the contaminants as depicted in Appendix A1 of the RIWP; sample CS3-South-10 was this sample. Sample ID: CS4-Bottom-12 was removed from a depth of 12 feet towards the middle of EP1. Both samples were analyzed for metals and SVOCs. Both samples had non-detect results for all SVOCs, with the exception of Bis (2-ethylhexyl) phthalate, where the results for both samples were estimated to be between the quantitation limit and half the quantitation limit. Bis (2-ethylhexyl) phthalate is not a compound listed on Table 375-6.8(b). The metals for both samples were well below the Restricted Commercial Cleanup Objectives [Table 375-6.8(b)]. In addition, sample CS3-South-10 was analyzed for PCBs, pesticides, hexavalent chromium, total cyanide, and VOCs, all of which were non-detects with the exception of an extremely low result for Acetone.

An additional confirmatory sample was taken on August 2, 2013 after backfilling up to the north wall, and removing visually contaminated PCS and leather scrap. Sample ID: CS6-North-10 was removed from a depth of 10 feet on the north side of EP1. The metals results from this sample were below the Restricted Commercial Cleanup Objective with the exception of Barium and Copper, which were above the Restricted Commercial Cleanup Objective, but below the Restricted Industrial Cleanup Objective. The SVOCs were all below the Restricted Commercial Cleanup Objective with the exception of Benzo (a) pyrene, Benzo (b) flouranthene, Dibenz (a,h) anthracene, which were above the Restricted Commercial Cleanup Objective, but below the Restricted Industrial Cleanup Objective. Only one SVOC was over both the Restricted Commercial and Industrial Cleanup Objective, which was Benzo (a) pyrene. After further excavation a second sample (CS7-North -10) was taken from the north wall on August 20, 2013 and analyzed for Benzo (a) pyrene; the results for this sample were below the Restricted Commercial Cleanup Objective. The following Table 4.4-2 shows all the results from the six (6) confirmation soil samples, which exceeded the Restricted Commercial Cleanup Objective during the confirmatory sampling effort:

Table 4.4-2

North Wall Sampling Effort (August 2nd and 20th, 2013)					
Sample ID	**Metal/Compound**	**Sample Date**	**Result (ppm)**	**Restricted Commercial Cleanup Objective (ppm)**	**Restricted Industrial Cleanup Objective (ppm)**
CS6-North-10	Barium	8/2/2013	431	400	10,000
CS6-North-10	Copper	8/2/2013	590	270	10,000
CS6-North-10	Benzo (a) anthracene	8/2/2013	5.91	5.6	11
CS6-North-10	Benzo (a) pyrene	8/2/2013	7.05	1	1.1
CS6-North-10	Benzo (b) flouranthene	8/2/2013	6.76	5.6	11
CS6-North-10	Dibenz (a,h) anthracene	8/2/2013	0.904	0.56	1.1
CS7-North-10	Benzo (a) pyrene	8/20/203	0.939	1	1.1

It should be noted that further excavation of the north wall area would have undermined the integrity of the north wall. The north wall prevented off-Site migration of groundwater and surface water from the hillside and EP1. In addition, the north wall seemed to be visually consistent with its contents. The north wall is a short distance from the property boundary to the north and east at its location. A decision at the time of the IRM was made to halt further excavation to avoid possible groundwater and surface water issues. Based on this reasoning, the approval to backfill the north dike area was provided by the DEC project manager Mike McLean on August 13, 2013.

In general, the IRM was completed on schedule by August 23, 2013 and clean backfill, consisting of virgin sand and shale from the local excavation of an off-ramp for Route 87 was used to fill the excavation. The virgin shale was an excellent choice of material for use as backfill as it was stable (supported the machinery required for the excavation and backfill of EP1) and supported the west slope area of EP1. The sampling results for the clean fill material

are contained in the IRM Report dated February 4, 2014, which can also be reviewed for further details of the IRM.

What remains in OU1/EP1 excavation area is historical fill. The historic fill that is contained in many locations on the Site will be addressed in the alternative analysis/remedial action work plan. The PCS and leather scrap from the initial remediation effort started in 2010 was removed in its entirety. OU1/EP1 was remediated to Unrestricted Use Soil Cleanup Objectives and Restricted Use Commercial/Industrial Soil Cleanup Objectives contained in Tables 375-6.8(a) and 375-6.8(b) respectively (*see* Appendix C of the IRM CCR).

What remains in OU1/EP1 meets mostly Restricted Use Commercial SCOs with only two (2) metals Barium and Copper above their respective Restricted Use Commercial SCOs for two (2) samples: CS2-East-10 and CS6-North-10. Only sample CS6-North-10 contained sample results that are above their respective Restricted Use Commercial SCOs for SVOCs: Benzo (a) pyrene, Benzo (b) fluoranthene, and Dibenz (a,h) anthracene. Sample CS7-North-10 was removed after further excavation in the area of CS6-North-10 and the result for Benzo (a) pyrene was below the Unrestricted Use SCO. Thus, only two SVOCs: Benzo (b) fluoranthene, and Dibenz (a,h) anthracene remain above their respective Restricted Use Commercial SCOs but meet their respective Restricted Use Industrial SCOs. Appendix B of the IRM CCR contains a number of maps that identify where the six (6) aforementioned samples were taken/located.

The area surrounding Ballston Spa, New York is known to contain high metals concentrations in the groundwater that were historically and currently used as spa treatments. Barium is known to be in relatively high concentrations in background levels. EPA's Fact Sheet on Barium indicates that barium background levels in soil may be between 100-3000 ppm. All of the confirmation samples were below 3000 mg/Kg (ppm) with the exception of CS2-East-10. In the area where sample CS2-East-10 was removed from EP1 there was building debris including building bricks. The EPA Fact Sheet on Barium states the following:

- Barium carbonate: 25% of its use is for brick and clay products;
- Barium hydroxide is used in lubricating oil and greases and as a component in motor oils; and
- Barium chloride is used in pigments in glass, dyeing, leather tanning, and in water softening.

With the above stated the barium from sample CS2-East-10 or any other confirmation sample, all of which are below the Industrial SCO could have come from a number of historical on-Site uses such as the brick, lubricating oil and greases, motor oil, leather tanning, or water softening or another use that has not been identified. These uses/processes have been known to be used historically on-Site. Barium is also contained in coal, coal ash, and No. 6 fuel oil, all materials historically used on-Site.

4.5 Soil Investigation

4.5.1 Geophysical Survey

A geophysical survey was conducted as part of the RI using electromagnetic conductivity (EM) and magnetometer methods. Therefore, the primary purpose of the geophysical survey was to identify anomalies that may indicate the presence of subsurface objects such as tanks or drums at the drilling locations. If present, these objects might have resulted in a safety hazard or release during drilling. Survey grids with 20-foot by 20-foot dimensions and 5-foot data node spacing were established at each well and boring location (*see* Appendix C).

The DEC approved RIWP contained general (macro level) locations of where the borings were to be drilled (*see* Appendix A of the RIWP). The RIWP map located in Appendix A of the RIWP shows on a macro level the locations of the proposed sample locations which indicate where the survey grids contained in Appendix C are located. The map contained in Appendix B shows the specific (micro level) boring/sample locations that were selected as a result of the survey grids. The intent of the geophysical survey was to establish specific and exact locations (micro level) of the borings so as to avoid potential hazardous and to allow the drilling to occur in the most appropriate locations. The geophysical survey accomplished this as there were no metal objects encountered during the drilling activities. However, there was one location (see DB2 location) where the surface of gravel and concrete was impenetrable and could not be drilled as intended in the RIWP.

The EM survey was performed using a Geonics Limited EM-31 unit which measures subsurface conductivity in units of millimhos per meter. Both the conductivity (quadrature phase) and in-phase EM components were measured during the survey. The conductivity component is more representative of natural subsurface conditions. The in-phase component is more responsive to the presence of large metallic objects, such as drums and tanks. The EM measurements were taken in the horizontal dipole mode with an effective depth of penetration of approximately 10 feet BGS. The EM-31 instrument was zeroed daily prior to the survey at a background location that is free of geophysical anomalies.

The magnetometer survey was performed using a Schoenstedt MAC-51B unit. The receiver for the unit responds in direct proportion to the difference in magnetic field strength between two sensors that are 20 inches apart. The MAC-51B unit does not require zeroing.

While the EM-31 instrument is sensitive to all conductive materials, the MAC-51B unit is sensitive to ferrous metals only. Thus, the results from the two surveys are used in conjunction. For example, an anomaly observed with the EM-31 but not with the MAC-51B would represent a non-ferrous conductive metal such as copper. Ferrous objects such as steel drums or tanks will potentially be recognized by both instruments.

The geophysical instrument responses are plotted on the survey grids at each respective data collection node (*see* Appendix C). Respective well and boring locations are also shown on the survey grids. As indicated below each of the grids: C = EM-31 conductivity (horizontal dipole) in mMhos/meter; I = EM-31 in-phase (horizontal dipole) in mMhos/meter; and M = magnetometer response (L - Low, M - Medium, H - High).

Due to the prevalence of concrete with steel reinforcement (rebar) from former foundations still present both above ground and underground as well as other metal scrap material at the Site,

numerous associated geophysical anomalies were present. In addition, there were several responses or interferences attributed to the presence of surface metal or underground or overhead utility lines. These features are observed in the data as high or negative EM values and/or high magnetometer responses. For example, negative EM responses observed at the DB7 survey grid at nodes 0,5 through 0,25 are attributed to interference from the electrical service on the exterior of the adjacent residence. Negative EM responses were also observed at the MW4 survey grid at nodes 0,20 and 5,20 where a large, steel industrial washing machine was present.

However, there were no anomaly signatures indicative of spherical metal objects such as underground tanks or buried drums in the survey areas. Further, there were no underground tanks shown on the facility drawings or encountered during drilling or subsequent PCS excavation activities. Identification of final drilling locations was based on an in-field review of the geophysical survey data. Drilling locations were selected at a point within each survey grid with a low geophysical gradient in order to reduce the risk of hitting any buried metal objects.

4.5.2 Soil Boring Investigation Methodology

The soil samples were taken using two (2) distinct methods: the first was split spoon samples from the drill rig when the drill rig was used for sample collection. The second sampling method was used when the samples were hand dug.

A total of twelve (12) soil borings were advanced using a drill rig fitted with a split-barrel spoon sampler: including six (6) monitoring well borings (MW1 through MW6), five (5) deep borings (DB1, DB3, DB4, DB7, and DB8), and one (1) soil boring (SB4) were advanced at the Site (see Appendix B). The drillers attempted deep boring DB2 however; the drill rig was rejected as there was sufficient gravel and concrete on the surface to create penetration problems. It should be noted that a number of attempts at relocating DB2 were made with the same penetration problems. Deep boring DB8 was moved slightly west of the initial location to allow the drill rig to be on more level ground and the asphalt during its operations.

Deep borings DB5 and DB6 were hand dug due to potential utilities in the area that prevented the use of a drill rig. The depths of the well borings and deep borings were adjusted in the field to reach the anticipated depth of the water table. However, efforts were made to avoid penetration of any confining layer, such as glacial till, that may act as a barrier between the overburden soils and bedrock beneath the site. Subsurface soils at the borings were logged in the field by an on-site geologist (*see* Appendix D).

A total of eight (8) shallow borings were hand dug (SB1, SB2, SB3, SB5, SB6, SB7, DB5, and DB6). Initially DB5 and DB6 were to be drilled using a drill rig, but were later hand dug due to potential utilities being too close to their locations (See Appendix B). Also, SB4 was drilled using a drill rig rather than trying to hand dig in the location of the asphalt driveway (*see* Appendix B). The soil borings SB1, SB2, SB3, SB5, and SB6 were hand dug due to the inaccessibility of their locations; where the drill rig could not be safely used. The only location where a utility or inaccessibility was not a factor was soil bore location SB7 and this was a location in the same area as MW2 and DB3 which were drilled and sampled to the depths of 14’

and 10' respectively. Thus, it was determined that only surface and 0' to 2' depth intervals were required to be sampled for SB7 as depicted in the RIWP.

The drill rig was owned and operated by Parratt-Wolff, Inc. and the ECI personnel that were taking the samples were a licensed professional geologist and his assistant that is a degreed environmental engineer. The ECI personnel that provided official documentation of the samples including chain-of-custody and shipping were a licensed professional engineer and his assistant that has been in the environmental sampling industry for over three (3) decades.

Each subsurface soil sample was screened upon recovery for the presence of organic vapors using a photoionization detector (PID). There were no PID responses observed above background in any of the soil recoveries. The PID was auto-calibrated on a daily basis prior to the commencement of work. Subsurface soil samples were collected for laboratory analysis at each of the borings.

The analytical suite for the soil samples included the following:

1. Volatile Organic Compounds - analyzed by EPA Method 8260B.
2. Semi-Volatile Organic Compounds - analyzed by EPA Method 8270C.
3. Target Analyte List Metals (ICP) – Aluminum, Antimony, Arsenic, Barium, Berylium, Cadmium, Calcium, Chromium (total), Cobalt, Copper, Iron, Lead, Magnesium, Manganese, Nickel, Potassium, Selenium, Silver, Sodium, Thallium, Vanadium, and Zinc - analyzed by EPA Method 6010C
4. Mercury – analyzed by EPA Method 7471B
5. Hexavalent Chromium – Method SW7196
6. Pesticides - analyzed by EPA Method 8081B.
7. PCBs - analyzed by EPA Method 8082A.
8. Cyanide – analyzed by Method SW9014

The soil samples for VOCs were placed into 4oz glass jars and the soil samples for SVOCs, Metal, Pesticides and PCBs were placed into 9oz glass jars using clean metal spoons. The sample jars were placed directly on ice and shipped daily to the analytical laboratory under fully documented chain-of-custody.

4.6 Groundwater Investigation

Five (5) monitoring wells were installed to collect groundwater samples at specific locations. The RIWP called for six (6) monitoring wells (i.e., MW1 through MW6) to be installed, however, subsurface conditions at the MW5 boring location at the southwest area of the Site were too dry for sufficient well recharge. At this MW5 boring location, silt and clay were prevalent starting at below approximately 4.2 feet of fill over tight glacial till and these soils did not yield appreciable water such as the sands and gravels observed in the other well locations. Also located in the vicinity of the MW5 boring were deep borings, DB3 and DB4, which exhibited similar soil characteristics and low potential for recharge. Therefore, with DEC approval, the MW5 well was not constructed and the DB3 and DB4 borings were not used as substitute locations. Monitoring well MW2 was relocated slightly west of the initial location to

avoid potential underground pipelines that may have existed closer to the building. Monitoring well MW4 was also relocated to the west of the initial location as utilities were too close to the original location for use of the drill rig. The NYSDEC project manager Mike McLean was informed of these conditions and approved all of these deviations from the RIWP.

The monitoring wells that were constructed used a 2-inch diameter, schedule 40 polyvinyl chloride (PVC) well casing. The well screens are 0.010-inch slot size, with No. 0 size, quartz sand packs. The screen intervals were constructed so that they intercepted the top of the water table. Bentonite pellets were used to seal the top of the sand packs. Flush-mount surface completions were used for each of the wells.

Following their construction, each of the wells was surveyed by a licensed surveyor. The coordinates of the well casings and elevations of the ground surfaces and top of the inner casings were determined by the survey and plotted on the Map (*see* Appendix B). Groundwater levels were taken in each of the wells using an electric water level indicator and converted to elevations above mean sea level (AMSL) based on the survey (*see* Appendix B). Groundwater flow direction was then contoured and gradient calculated (*see* Appendix F).

After a period of at least 48 hours following monitoring well construction, the wells were developed by surging and bailing. This process continued until several standing well volumes of groundwater were removed and stability (less than 10% variance) of pH, specific conductance, and temperature was achieved. In addition, turbidity was measured and continually improved during development.

At least 24 hours following development, groundwater samples were collected from each of the monitoring wells using low-flow methods. This method has been demonstrated to minimize stress on the aquifer prior to and during sampling by minimizing the amount of aquifer drawdown. Thus, the low flow method is designed to provide more representative groundwater samples.

For the low-flow sampling, the groundwater was pumped at each well using a peristaltic pump at a rate of 100 to 200 milliliters per minute. The intake of the pump tubing was placed at the mid-point of the well screen interval. An electronic water-level indicator was used to monitor the amount of drawdown that occurred in the well during pumping. This drawdown was nominal and ranged from 1.25% to 6.99% of the initial water levels at MW3 and MW2, respectively (see Appendix E).

Additionally, a flow-through cell was used to monitor pH, specific conductance, oxidation-reduction potential (ORP), dissolved oxygen (DO), temperature, and turbidity prior to and during sampling. Low-flow purging was continued until stability of these measurements was achieved. Specifically, this stability was determined by at least three consecutive readings within $\pm$ 0.1 pH (standard units), 3% specific conductance (mS/cm), $\pm$ 10 ORP (mv), 10% DO (mg/L), 3% temperature (°C), and 10% turbidity (NTUs) (see Appendix E). To reach these parameters for stability, the volume of groundwater removed from the wells using low-flow rates ranged from 10.6 liters to 15 liters at MW1 and MW6, respectively. Final turbidities of the groundwater samples were low and ranged from 0.43 NTUs to 11.5 NTUs.

Following the stability of these parameters, groundwater samples were collected at each well. The analytical suite for the groundwater samples included the following:

1. Volatile Organic Compounds - analyzed by EPA Method 8260B.
2. Semi-Volatile Organic Compounds - analyzed by EPA Method 8270C.
3. Target Analyte List Metals (ICP) – Aluminum, Antimony, Arsenic, Barium, Berylium, Cadmium, Calcium, Chromium (total), Cobalt, Copper, Iron, Lead, Magnesium, Manganese, Nickel, Potassium, Selenium, Silver, Sodium, Thallium, Vanadium, and Zinc - analyzed by EPA Method 6010C
4. Mercury – analyzed by EPA Method 7471B
5. Hexavalent Chromium – analyzed by EPA Method 218.6
6. Pesticides - analyzed by EPA Method 8081.
7. PCBs - analyzed by EPA Method 8082.
8. Cyanide – analyzed by Method SM4500 –CN E

The groundwater samples for VOCs were poured into pre-preserved vials using new, dedicated Teflon® micro bailers. The remainder of the samples were collected directly into pre-preserved (where applicable) sampling containers using the peristaltic pump. The laboratory required that the hexavalent chromium sample be filtered in the field. This was done after sample collection with the filter media and sampling containers supplied by the laboratory.

The sample jars were placed directly on ice and shipped daily to the analytical laboratory under fully documented chain-of-custody.

4.7 Soil Vapor Investigation

NYSDOH project manager Ms. Scarlett McLaughlin required two (2) sub-slab VOC air samples using EPA Method TO-15 VOC air sampling and analysis. Ms. McLaughlin was on-Site to direct the sampling effort and determined the location of the two (2) sub-slab air samples within the main operations building (*see* Appendix B for the sample locations). ECI personnel used the helium sampling protocol pursuant to the DOH Soil Vapor guidance document where helium is used to avoid/detect any air in leakage to the air sample canister. The reason for sampling sub-slab air samples and not ambient air samples within the building was to first test the sub-slab air and if there were issues with the laboratory results, then and only then would indoor air sampling be initiated. In addition, the building was not in use so this approach was deemed appropriate by Ms. McLaughlin as she approved this methodology and observed the sub-slab sampling.

ECI first drilled a hole through the concrete sub-slab that was 4 to 6 inches thick. The hole was cleaned with a clean rag and the clear tubing that was connected to the air sample canister was inserted into the hole and the area around the hole sealed. Using the helium sampling protocol, a 5-gallon bucket was placed over the hole. The clear tubing ran from the air sampling canister through the sidewall of the bucket and into the sub-slab hole. Another clear tube was connected to the source of the helium (i.e., a pressurized canister of helium) and inserted into the bucket. The holes in the bucket were sealed with a moldable material. A weight was placed on the bucket to reduce the air/helium leakage between the sub-slab flooring and the bucket. The helium

canister was then opened and allowed to empty at a slow rate. Once the bucket was filled with helium (i.e., after a few minutes) the air sampling canister under vacuum was then opened to start the sub-slab air sampling process. When the air sampling was completed, the air sampling canister valve was closed. Next, the helium canister valve was closed and the equipment removed from the sampling location. Air sample C1 (#1132426-01) and C2 (#132426-02) were sampled for 8-hours and 10-minutes and 8-hours and 30 minutes respectively.

In addition, PID readings/measurements were taken during all drilling activities. The PID instrument was calibrated and implemented as described in the QAPP.

4.8 Quality Assurance/Quality Control (QA/QC) Samples and Data Usability Summary Reports (DUSRs)

Quality Assurance/Quality Control (QA/QC) samples for the investigation were collected to ensure the integrity of the resulting analytical laboratory data. The field sampling procedures contained in Appendix B of the RIWP were followed. In addition, the Quality Assurance Project Plan (QAPP) that was included as Appendix G in the RIWP was used without exception for QA/QC of the samples.

Data Usability Summary Reports (DUSRs) discussing the adequacy of the analytical data obtained from the laboratory and any pertinent data excursions or limitations on the use of the data were prepared and are contained in Appendix J.

The laboratory data provided by the laboratory is also part of the DUSRs and included in Appendix J. In general the third party data validator validated almost all of the data with few rejected data results. Tables contained in Appendices G, H, and I indicate rejected data results with numbers shown in red. The most frequently rejected results were for VOCs: 1,4-dioxane and 2-Butanone. The rejected data results had no significant impact on the findings of this report.

4.9 Equipment Decontamination

The field equipment cleaning procedures that are identified in Appendix C of the RIWP were followed. The drilling equipment was decontaminated each time between sample locations and the sampling equipment used decontaminated sampling spoons and mixing bowls for each soil sample (*see* the RIWP QAPP in Appendix G). Groundwater samples were removed with virgin apparatus from the laboratory or equipment that had been decontaminated between sample locations.

4.10 Health and Safety Plan

The Site Health and Safety Plan (HASP) that is included in Appendix F of the RIWP were followed throughout the RI effort. No safety related incidents occurred during the RI.

5.0 INVESTIGATION FINDINGS

5.1 Interim Remedial Measure (OU1/EP1)

The Interim Remedial Measure (IRM) report was submitted under separate cover to the DEC in February 2014. The confirmation sample results indicate that all remaining soils in the EP1/OU1 location are below Industrial Use Soil Cleanup Objectives ("SCOs") pursuant to Table 375-6.8(b), see Table 1 of the IRM report. Six (6) SCOs whose sample results exceeded the commercial SCOs were summarized above in Section 4.4. The backfill sample results (*see* Appendix C of the IRM report) indicate that the backfill is appropriate for use as fill at the EP1/OU1 location. The IRM of OU1 is complete and Angelica has requested formal closure of the OU1 remedial work based on the confirmatory sampling results. A Track 2 industrial SCO remediation was achieved.

It should be noted that Test Pit (EP1) samples TP1 through TP3 were collected and analyzed for TAL Metals. Only Arsenic exceeded the Industrial Use Soil Cleanup Objective. However, all of the Test Pit samples from OU1/EP1 were in locations that were subsequently excavated and removed from the Site.

5.2 Soil Investigation

The 86 soil samples collected during the RI consisted of the following:

- Soil Bore: 14 soil samples from 7 Site locations;
- Deep Bore: 27 soil samples from 7 bore hole Site locations;
- Monitoring Well: 33 soil samples from 6 bore hole Site locations;
- Test Pit: 6 soil samples for TAL metals only from 3 Site locations at the OU1/EP1 location: and
- Confirmation Samples: 6 soil samples from 6 Site locations at the EP1/OU1 location.

Fill material consisting of sand, gravel, brick, coarse black ash was observed at the following Site borings: MW1, MW2, MW3, MW4, MW5, MW6, SB4, DB1, DB3, DB4, DB5, DB6, and DB8. Based on its prevalence, it appears that historic fill was used for grading purposes over much of the site. Further, the source of the fill appears to be primarily associated with various building demolition that has occurred at the site, including coal, coal ash, and/or asphalt which are known to contain SVOCs. The greatest thickness of fill was approximately 13 feet at the MW2 boring located directly west of (behind) the main building. The thickness of fill appears to be consistent in this area based on the raised ground surface elevation relative to that of the building foundation. Fill was not present in DB7 located in the most northern area of the Site.

In-situ naturally occurring soils, consisting of glacially deposited gravel, sand, silt, and clay, were observed below the fill. This is consistent with the glacial history of the region. Highly compacted, dense, glacial till was observed at the lower depth intervals in the following Site borings: MW2, MW4, MW5, DB3, and DB4. The till consists of varying percentages of clay, silt, and fine to medium size, sub-angular gravel. This composition is typical of lodgment till which was deposited during glacial advancement under the weight and pressure of the ice. The sub-angular gravel within the till is the result of the scouring of the bedrock surface during glacial advancement.

The borings where the till was observed as identified above are located at the west, central, and south areas of the site. As mentioned above, efforts were made to avoid penetration of this till, as it may serve as a natural barrier between the overburden soils and bedrock further beneath the site. At some locations, the till was so dense that it resulted in split-spoon refusal. In these instances, 50 blows with a 140 pound drill hammer did not advance the split-spoon sampler a full 6 inches deeper in the till (*see* Appendix D). It is anticipated that this till may extend below the entire Site, but its depth may not have been reached in all of the borings.

Soil Sample Results:

The tables presented in Appendix G are color coded to reflect soil sample results that are below or above specific Track 1 and 2 SCOs. All data results, as well as the SCOs presented in the soil tables are in mg/Kg, which equate to parts per million (ppm). The color "green" indicates that the sample result is below Unrestricted Use SCOs pursuant to Table 375-6.8(a). The color "yellow" indicates that the sample result is above Unrestricted Use SCOs pursuant to Table 375-6.8(a), but below Restricted Commercial Use SCOs pursuant to Table 375-6.8(b). The color "tan" indicates that the sample result is above Restricted Commercial Use SCOs, but below Restricted Industrial Use SCOs pursuant to Table 375-6.8(b). When the "tan" cell has a bolded boarder and bold number then the sample result is above the Restricted Industrial Use SCOs pursuant to Table 375-6.8(b). The table numbers in red are results that were rejected by the third party data validator and identified as rejected data results in the Data Usability Summary Reports (See Section 5.6). The less than sign (<) indicates that the value is below the laboratory detection limit, which exceeds the Unrestricted Use SCOs. Thus, only yellow or tan color coded cells contain less than signs and the values contained within the cells are non-detect.

The tables contained in Appendix G are associated with the soil samples that were collected from the following sample locations:

- Monitoring Well samples MW1 through MW6;
- Deep Bore samples DB1 through DB8 with the exception of DB2 where drilling attempts were unsuccessful due to the prevalence of surface gravel and concrete;
- Soil Bore samples SB1 through SB7;
- Test Pit (EP1) samples TP1 through TP3; and
- Confirmation Samples CS1 through CS7 with the exception of CS5 as that number designation was not used for the Test Pit EP1 samples.

The results in the above referenced tables presented in Appendix G were further evaluated. After careful review of the data, it was determined that all PCBs, Pesticides, and VOCs, sample results were below the Industrial Use SCOs shown in Table 375-6.8(b). There were two (2) metals and twelve (12) SVOCs that were reported above the Industrial Use SCOs identified in Table 375-6.8(b) for the entire 6.35 acre Site; these are summarized below in Table 5.2-1. Therefore, Table 5.2-1 contains all contaminants currently on-Site that exceed the Industrial Use SCOs; only Metals and SVOCs exceed the Industrial Use SCOs for the Site. Test Pit samples TP1 through TP3 are not included in Table 5.2-1 as the soil from their locations within EP1 was removed and clean backfill replaced the soils (*see* IRM CCR dated May 2014). The Metals and SVOCs

contained within Table 5.2-1 are identified with their respective sample identification/location numbers on the Site map (See Figure 1).

Table 5.2-1
Reported Results Which Exceed the Industrial Use Cleanup Objectives [Table 375-6.8(b)]

Angelica Soil Sample Results Comparison: Result Concentrations that Exceed Industrial Use Soil Cleanup Objectives (mg/Kg)																					
CAS #	Contaminant	Soil Cleanp Objective	SB7		DB4		MW5		SB4				DB8		MW2	SB1	SB2	DB5			
		Industrial Use	Surface	0'-2'	0'-2'	4'-6'	0'-2'	4'-6'	0'-2'	2'-4'	4'-6'	6'-8'	0'-2'	2'-4'	12'-14'	0'-2'	Surface	Surface	0'-2'	
		Table 375-6.8(b)																			
		(mg/Kg)																			
7439-97-6	Mercury	5.7 j						30.1		5.81	8.9	6.94		5.84		7.86					
7440-38-2	Arsenic	16 f	17.8	72						40.4	33.7		42	74.9	17						
56-55-3	Benzo (a) anthracene	11			681	112	19.1														
50-32-8	Benzo (a) pyrene	1.1	3.38	4.4	599	94.9	17.2		<1.69	<2.01					1.64 @8'-10'		2.19	2.39	2.28		
205-99-2	Benzo (b) fluoranthene	11			541	84.8	16.8														
207-08-9	Benzo (k) fluoranthene	110			368																
218-01-9	Chrysene	110			605																
53-70-3	Dibenz (a,h) anthracene	1.1			113	15.5	2.56		<1.69	<2.01											
206-44-0	Fluoranthene	1,000 c			1370																
118-74-1	Hexachlorobenzene	12			<98.1																
193-39-5	Indeno (1,2,3-cd) pyrene	11			395	70.7	11.8														
87-86-5	Pentachlorophenol	55			<196																
85-01-8	Phenanthrene	1,000 c			1410																
129-00-0	Pyrene	1,000 c			1120																

There were a total of 86 samples removed and analyzed during the RI implementation effort. Of these 6 samples were related to soils that were removed from the Site. Thus, the above Table 5.2-1 represents a sum of 80 samples removed and analyzed for approximately 82 analytes representing approximately 6,500 analyte samples. Of the 80 samples only 18 had analyte(s) above their respective Industrial SOC. Of the 6,560 analyte samples only 45 exceeded their respective Industrial SCO of which 6 were laboratory non-detect levels. Thus, only 39 analyte samples of the approximately 6,500 analyte samples had results that exceeded their respective Industrial SCO.

Figure 1 identifies two (2) locations where some specific metal and SVOC results were above the Industrial Use SCOs. The first location is at the north portion of the property currently under an asphalt driveway (See SB4 and DB8 soil sample locations). These sample locations are hydraulically down-gradient of the EP1/OU1 location that was remediated in the summer of 2013 (*see* Groundwater Flow Map in Appendix F). Mercury was found in SB4 at 8.9 mg/Kg in the 4 to 6 foot depth interval. This result is the maximum result for mercury at SB4 and it marginally exceeds the Industrial Use Cleanup Objective of 5.7 mg/Kg. The maximum result of arsenic found in SB4 was at 40.4 mg/Kg; whereas the Industrial Use SCOs is 16 mg/Kg. The two SVOC compounds Benzo (a) pyrene and Dibenz (a,h) anthracene found in SB4 were reported as laboratory non-detection levels, but these non-detection levels exceeded the Industrial Use SCOs. DB8 is also at the north portion of the property under the asphalt driveway. The concentration of mercury found in DB8 at 2 to 4 foot depth interval was 5.84 mg/Kg, which marginally exceeds the Industrial Use SCO of 5.7 mg/Kg. The maximum result of arsenic found

in DB8 was 74.9 mg/Kg in the 2 to 4 foot depth interval, compared to the Industrial Use SCO of 16 mg/Kg. Boring logs from SB4 and DB8 indicate that there is fill present to a depth of at least 4 feet BGS, below the asphalt driveway. Although SB4 and DB8 sample results did detect acetone, acetone is also a frequent lab contaminant as such the results are highly suspect for this compound. Much of the fill located on the Site has visual characteristics with portions similar to coal, coal ash, or asphalt particles; this type of fill was also readily observed at the EP1/OU1 location, where it was predominantly removed.

The second of the two (2) locations is in the southwest corner of the Site where MW5, DB4, and SB7 soil sample locations are collectively located. MW5 soil boring results contained SVOCs Benzo (a) pyrene, Benzo (a) anthracene, Benzo (b) fluoranthracene, Dibenz (a,h) anthracene, and Indeno (1,2,3-cd) pyrene in the 0 to 2 foot depth interval, which exceeded the Industrial Use SCOs. Below two (2) feet BGS, the results from the MW5 soil samples do not contain SVOCs that exceed Industrial Use SCOs suggesting surficial only fill contamination in this area. However, 4 to 6 feet BGS in the MW5 boring location there is a mercury result of 30.1 mg/Kg, which exceeds the Industrial Use SCO of 16 mg/Kg.

DB4 has SVOCs in the 2 to 4 and 4 to 6 foot BGS depth intervals at concentrations, which exceed Industrial Use SCOs, but not below 6 feet. The metal results for the DB4 location do not exceed the Industrial Use SCOs.

SB7 was sampled at the surface and at the 0 to 2 foot BGS depth interval. There was only one SVOC - Benzo (a) pyrene at 3.38 mg/Kg and 4.35 mg/Kg - which exceeded the Industrial Use SCO at the surface and 0 to 2 foot BGS depth interval respectively. The Industrial Use SCOs for Benzo (a) pyrene is 1.1 mg/Kg. Boring logs from MW5 and DB4 indicate that there is fill present to 6 feet BGS in this location. DB3 is in the same general location as is MW5 and DB4, but the results from DB3 did not exceed the Industrial Use SCOs for any contaminant. Much of the fill located on the property and in the general location of MW5, DB4, and SB7 also had visual characteristics of coal, coal ash, or asphalt particles..

With the exceptions of SB1 and MW2 there were no other soil sample results that exceeded Industrial Use SCOs for metals. The SB1 surface sample result for mercury was 7.86 mg/Kg, compared to the Industrial Use SCO of 5.7 mg/Kg. MW2 had a result between the 12 and 14 foot depth interval, which was 17.0 mg/Kg of arsenic, only slightly above the Industrial Use SCO of 16 mg/Kg; fill was observed at both sample locations. Specifically, the MW2 boring log indicated the presence of fill to at least 13 feet BGS.

With the exceptions of SB2 and DB5, there was no other soil sample result that exceeded Industrial Use SCOs for SVOCs. In both of these locations the fill that was present had visual characteristics with portions of the fill being similar to coal, coal ash, or asphalt (*see* Figure 1).

During all drilling activities PID measurements were taken to determine if VOCs were present at specific BGS depths and potentially at what concentration. Boring logs contain the results of PID measurements/readings (*see* Appendix D). A review of these PID measurements indicates that there were very minor amounts of VOCs present. Most measurements for all of the drilling

activities were 0.0 ppm or 0.1 ppm above or below background; potentially attribute to background variation.

The bore logs contain background (ambient) concentrations and concentrations at BGS depths. The only readings/measurements that exceeded back ground reading levels were measured at MW5 and MW2 locations. The BGS depth measurement should be considered relative to the background measurement concentration. The maximum response was 0.4 ppm at MW3 at the BGS depth interval of 14-16 foot; 1.2 ppm BGS depth interval less 0.8 ppm background is 0.4 ppm. This response which is less than 1 ppm is considered very minor and could even be attributed to background variation.

An initial LEL of 70% was obtained in the well casing at MW-2 when it was first opened on 6/28/13 for development purposes. It dissipated to 0% LEL within 15 minutes after the casing vented. VOCs were 0.2 ppm (background) initially and then lowered to 0.0 ppm in the same period.

Surface Soil Exceedences:

Surface soils considered for this report are to a depth of 2' BGS depth. The surface soil sample results that exceed Industrial SCOs are as follows: SB1, SB2, DB4, MW5, SB7, DB5, SB4, DB8, and TP1-TP3. Appendix G contains color coded tables for each sample which depicts their respective surface results. Figure 1 identifies the COCs that exceed the Industrial SCOs. SB1 surface mercury result is 7.86 mg/Kg which is slightly above the 5.7 mg/Kg Industrial SCO. SB2 surface BaP result is 2.19 mg/Kg which is slightly above the 1.1 mg/Kg Industrial SCO. DB4 surface SVOCs sample results have twelve (12) SVOCs above their respective Industrial SCO. MW5 surface SVOCs sample results have five (5) SVOCs above their respective Industrial SCO. SB7 surface arsenic and BaP results 17.8 mg/Kg and 3.38 mg/Kg are slightly above their respective Industrial SCOs 16 mg/Kg and 1.1 mg/Kg. DB5 surface BaP result is 2.39 mg/Kg which is slightly above the 1.1 mg/Kg Industrial SCO. SB4 surface BaP and Dibenz (a,h) anthracene sample results are laboratory non-detects at <1.69 mg/Kg each which exceed their Industrial SCOs 1.1 mg/Kg each. DB8 surface arsenic result is 42.3 mg/Kg which exceeds the 16 mg/Kg Industrial SCO. TP1 through TP3 surface sample results for arsenic are as follows: TP1 is 25.3 mg/Kg, TP2 is 42.5 mg/Kg, and TP3 is 30.6 mg/Kg which exceed the Industrial SCO of 16 mg/Kg.

5.3 Groundwater Investigation

Five (5) monitoring wells were installed and developed with sufficient recharge to obtain groundwater samples. A total of five (5) groundwater samples were removed from the monitoring wells: MW1, MW2, MW3, MW4, and MW6. Due to the relatively dry conditions, and the presence of finer grained soils with low anticipated yield, no monitoring well was installed at the MW5 location.

Groundwater levels were measured to the nearest 0.01 feet in each of the new monitoring wells (6/30/13) using an electronic water-level indicator. These measurements were converted to elevations and plotted on the Site survey map (*see* Appendix B). Based on the respective

groundwater elevations, groundwater contours were drawn to illustrate the apparent direction of groundwater flow. As shown in Appendix F, the direction of groundwater flow beneath the Site is primarily easterly. This flow direction mimics the Site topography, which slopes dramatically downward to the east from the hill located on the west side of Site. The groundwater gradient is steeper nearer to the base of the hill and flatter to the east below the main building. The steeper gradient is expected based on the relatively high elevation of the hill on the west side of the Site and abrupt change in slope at the base of the hill.

Additionally, it is expected that a secondary, southeastern component of groundwater flow is likely to exist in proximity to Gordon Creek on the south side of the Site. However, the flow in this area is less defined due to the drier subsurface conditions observed at MW5, DB4, and DB3. Thus, a decision was made, which was confirmed by the DEC project manager, to forgo the monitoring well installation of MW5. As described above, the soils beneath the fill in this area are fine grained (silt, clay, and till) with lower recharge potential than the coarser sand and gravel soils observed at the central and northern portions of the Site. Further, it is probable that any southeastern component of groundwater flow in this area is intermittent, occurring during significant, prolonged rain events. During such events, additional flow may emanate from the southern flank of the hill on the west side of the Site, assuming that groundwater flow mimics topography at that location as it does in other areas of the Site. The Gordon Creek channel flows primarily east along the southern boundary of the Site. However, where Gordon Creek flows past the Site the channel is mostly lined with concrete.

Groundwater Sample Results:

All groundwater sampled were collected from monitoring wells MW1 through MW4 and MW6. The groundwater table sample results, as well as the groundwater quality objectives, are provided in Appendix H. These groundwater results are shown in ug/L which equates to parts per billion (ppb). This table incorporates a color code whereby "green" indicates that the sample result is below the respective allowable groundwater quality objective shown in Table 3 of Chapter X of the Division of Water, NYCRR Part 703.6. The color "yellow" indicates that the number is non-detect (i.e., below the laboratory limit) but greater than the allowable groundwater quality objective. The color "tan" indicates that the sample result was greater than the respective allowable groundwater quality objective. The less than sign (<) indicates that the value is a laboratory reported non-detect limit.

As shown in Appendix H, only iron and manganese results were greater than their respective allowable groundwater quality objective. All other results were below the allowable groundwater quality objective. There were however a number of substances whose reported laboratory non-detect limits exceeded their respective allowable groundwater quality objective. After further investigation of the groundwater sample results, groundwater does not appear to be adversely impacted at the Site by the Site-wide fill conditions.

5.4 On-Site Sub-Slab Soil Vapor Investigation

Appendix I contains the results of the sub-slab air sampling. The table shows the results for five (5) contaminants: Trichloroethene, Carbon Tetrachloride, Tetrachloroethene, Methylene Chloride, and 1,1,1 Trichloroethane. The table reports the soil vapor concentrations in ug/m^3.

The table is color coded with the color "green" indicating that the sample result was below the comparison values shown. VOCs were detected at low levels in the sub-slab samples, at concentrations that do not warrant further investigation or remediation. In addition, Angelica purchased the Site and operated laundering equipment in the building since 1977. Angelica did not use VOC containing materials in their laundering operations. By the physical nature of VOCs any historical VOCs that would have been inside the building prior to 1977 would have evaporated. Thus, it is reasonable to state that the building itself does not contain VOCs in any concentrations that would be problematic to workers or employees.

5.5 Inside Sludge Investigation

Inside the main building the wastewater discharge system was sampled for sludge/sediment within a small above ground sump located in the former maintenance shop. The building had been shuttered and the sump that was originally designated for sampling (located below ground in the boiler room downstream of the maintenance shop) was not accessible and did not contain sufficient sludge/sediment for sample collection. The originally designated sump was the sump sampled by GaiaTech which it summarized the results in its updated February 2012 Phase I Addendum Report (see Section 3.1.4).

The location chosen for sampling was up stream/line of the original sump location and very little sediment was available for sampling. Appendix I provides the table with the sediment sample results for IS1 compared to soil cleanup objectives in mg/Kg which equates to ppm. The table was color coded identical to the soil samples (*see* Section 5.2 for table color code description). The results indicated that only the mercury result of 61.2 mg/Kg exceeds the Industrial Use Cleanup Objective of 5.7 mg/Kg. The sludge sample was very black and its contents could not be individually identified. However, there were chips (i.e., small flat chips the size of a pencil eraser head) that were black but seemed to be either rusted metal and/or paint. Up until the early 1990s Mercury was a component of certain paints, so there is a strong possibility that the chips came from painted surfaces due to the historical background of the Site.

Regarding the sludge sample all PCBs, Pesticides, SVOCs, and VOCs were below the Industrial Use Cleanup Objective. Only three (3) other metals Barium, Cadmium, and Nickel were above Commercial SCOs. All PCBs were below Unrestricted Use SCOs. All pesticides were below Unrestricted SCOs with only one exception 4,4-DDE which met Commercial SCOs. All SVOCs met Unrestricted SCOs with the exception of Pentachlorophenol which met Unrestricted Commercial SCOs.

6.0 EXPOSURE ASSESSMENT (Qualitative Human and Fish/Wildlife)

6.1 Site Setting

This Section contains a summary of environmental conditions and conceptual site model.

6.1.1 Summary of Environmental Conditions

The analytical data obtained during the RI at the Site for soil, and groundwater (the exposure media) were investigated and summarized in Section 5.0. Historic soil and groundwater COCs were those tied to potential tannery processes and waste streams, which were considered when developing the approved RIWP. Historically tannery sites in general have used suspected COCs in their operations such as: chlorine, formaldehyde, sulfuric acid, glycol ether EB, glycol ether PMA, methyl isobutyl ketone, toluene, xylol, phosphoric acid, methanol, manganese sulfate, chromium III, ethylene glycol, lead, copper, lime, and zinc. Essentially, the chemicals typically associated with tannery sites were not identified at the Site. However, a petroleum contaminated area and pit/landfill that included leather scrap was found adjacent to remnants of a former large above ground vertical petroleum tank and tank support foundation with pillars was uncovered as well as area-wide historic fill related contamination.

6.1.2 Conceptual Site Model

A conceptual Site model has been developed based on the findings of the Site surface and subsurface investigations. The purpose of the conceptual Site model is to develop a simplified framework for understanding the distribution of impacted media, potential migration pathways, and potentially complete exposure pathways, as discussed below.

Potential Sources of Contamination:

Potential sources of contamination at the Site have been identified in the RIWP and in this RIR. The potential sources of contamination appears to originate from the heterogeneous, site-wide historic fill, comprised of various amounts of gravel, coal, coal ash, cinders, wood, black fragments and staining as described in Sections 4.0 and 5.0 including the soil boring logs contained in Appendix D. The SVOCs (PAHs) and Metals that exceed the Industrial Use SCOs are associated with the composition of the historic fill. Although there has been significant historic use of the Site the groundwater does not seem to be greatly or adversely impacted. Any potential impacts associated with the OU1/EP1 petroleum contaminated area have already been remediated through the IRM remedial effort. Therefore, this former area of contamination on the Site is not addressed in this Qualitative Exposure Assessment.

Exposure Media:

Soil media (surface and subsurface soil) on the 6.35 acre property is made up of a significant amount of historic fill whose composition contains metals and SVOCs, while under laden with glacial till. It is anticipated that this glacial till may extend below the entire Site, but its depth may not have been reached in all of the borings (*see* Section 5.2). It is anticipated that the glacial till forms an impenetrable layer, which appears to be preventing the vertical migration of any on-Site COCs. The groundwater is relatively unaffected by Site COCs, even though there seems to be a reasonable horizontal flow of groundwater through the Site, and the groundwater is close to the Site surface. Only iron and manganese were reported in the groundwater to exceed Part 703.6 Table 3 levels. This coincides with the data from the OU1/EP1 IRM location, which suggests the Site soil COCs are relatively stable and are not leaching into the groundwater. There were a number of quantitative sample results where the COCs laboratory detection limit exceeded Part 703.6 Table 3 and NYSDOH Part 5 standards. However, there are no groundwater or drinking

water wells in the area (*see* Section 2.4), nor is it likely that anyone uses groundwater at 12' BGS as drinking water (i.e., the depth in which the wells were developed).

6.2 Human Health Exposure Assessment

Human health exposure risk was evaluated for the Site in general accordance with the NYSDEC Draft DER-10 Technical Guidance for Site Investigation and Remediation. The assessment includes an evaluation of potential sources and migration pathways of the Site-wide contamination from the historic fill, potential receptors, exposure media, and receptor intake routes and exposure pathways.

Receptor Populations:

Human receptors under current on-Site conditions are limited to the few personnel who provide limited and infrequent Site security or guests visiting the Site. Recently here is evidence of trespassers on-Site, the duration of their stay is short as security from local and county law enforcement frequents the Site and removes trespassers. When future on-Site physical construction or remediation activities are required, human receptors will include construction and remediation workers. Potential ambient air (i.e., dust and organics) issues may arise during such work, which could impact the on-Site workers and the local/adjacent population. Under future conditions, receptors will include the building occupants (i.e., industrial workers), and visitors. However, the implementation of the Health and Safety Plan (HASP) should address all exposure scenarios during the remediation, and an environmental easement referencing the Site Management Plan (SMP) will be in place that shall ensure ground intrusive activities will be implemented in accordance with the SMP, which should mitigate all exposure scenarios post mitigation. In addition, an approved CAMP will be in place and required during any excavation activities, which will protect the downwind community.

Potential Exposure Pathways — On-Site *Current Conditions*:

The composition of the historic fill at the Site contains various SVOCs (PAHs) and metals. The Site is primarily covered by buildings, concrete building foundations and flat work, and some exposed soil and vegetation. In localized areas where human exposure to the historic fill is possible (i.e., southwest portion of the property) potential migration pathway is likely complete for dermal absorption and ingestion. This pathway may be complete since there is recent evidence of trespassers on the Site. However, access to the southwest portion of the property where uncovered soil is present is limited under current conditions since this area is normally overgrown with vegetation that exceeds 8 feet in height during the summer and covered by snow in the winter.

Groundwater beneath the Site contains only iron and manganese metals that exceed Part 703.6 Table 3 levels. Based on groundwater elevations obtained during the remedial investigation, groundwater appears to flow onto the Site from the west (see Appendix F). This groundwater flow emanates from the steep hillside and moves across the Site towards the east (i.e., Bath Street) and possibly in a southeast direction at the southernmost portion of the Site. Since this

groundwater is not used for drinking water purposes and there is no other use of this groundwater, there is no completed pathway for groundwater exposure.

Sub-slab soil vapor sample results collected during this investigation indicated that actions are not needed to address exposures to soil vapor intrusion in the on-Site building. Soil vapor intrusion is not currently a completed exposure pathway for this site

The inside sludge sample (from an open wastewater pit, part of the wastewater piping system) had a mercury result of 61.2 mg/Kg which exceeds the Industrial Use Cleanup Objective of 5.7 mg/Kg. However, all PCBs, Pesticides, SVOCs, and VOCs, where applicable, were below the Industrial Use SCOs. As noted in Section 5.5 the sludge sample was very black and its contents could not be individually identified. However, there were chips (i.e., small flat chips the size of a pencil eraser head) that were black but seemed to be either rusted metal and/or paint. Up until the early 1990s Mercury was a component of certain paints, so there is a strong possibility that the chips came from painted surfaces due the historical background of the Site. Thus, the exposure from potential mercury inside an interior aboveground small sump is minimal from dermal absorption, ingestion or inhalation and would only potentially impact future industrial personnel if disturbed. This small above ground sump can easily be cleaned to remove any residual mercury.

Construction/Remediation Activities:

Should further physical construction or remediation activities be required, only the two (2) areas depicted as the southwest portion of the Site and the north driveway/parking area could result in significant potential exposure. Therefore, the potential exists for exposure of soil COCs to construction workers via dermal absorption, ingestion, and inhalation, but such exposures can be readily mitigated from HASP implementation With respect to adjacent property owners near the Site; potential exposures to off-site receptors to site contamination during ground intrusive activities will be managed with implementation of an approved CAMP.

Therefore, while there is potential exposure to the public and construction workers through volatilization of vapors into the air and through generation of dust containing Site COCs during construction and remediation activities, due to the non-volatile nature of SVOCs and Metals, only minor vapors that can result from the few VOCs present, and dust will be mitigated pursuant to the HASP and SMP requirements to mitigate dermal absorption, ingestion and inhalation

Any construction and remediation work should be performed in accordance with a HASP, SMP, and CAMP including such measures as implementing the air monitoring program, donning personal protective equipment, and applying vapor and dust suppression measures to prevent off-site migration of contaminants during construction (should it be necessary). If these measures are employed, the potential exposure pathway will become incomplete.

Should groundwater be encountered during excavation activities, exposure of groundwater COCs to construction workers is also possible via dermal absorption, ingestion, and inhalation. However, due to only iron and manganese being in the groundwater at levels exceeding the Part

703.6 Table 3 levels it is unlikely that the exposure would become an issue. As noted above, there is no off-Site exposure pathway for groundwater since it is not being used for drinking water.

Should excavation or construction for the above ground sump or wastewater pipelines inside the building be required, exposure to mercury potentially contained in paint would require a HASP and indoor air monitoring program.

Proposed Future Conditions:

The Site is targeted for industrial development. Complete details regarding the industrial development have not yet been developed, as a buyer has yet to be identified. However, the Site is being marketed as an industrial site for sale. As previously mentioned, the Site is mostly covered by concrete building foundations and flat work, and paved driveway and parking areas, which, limits exposure to any Site personnel or local/adjacent population. Any future construction will require compliance with the SMP, which shall include a Soil Management Plan, HASP and CAMP.

Potential Exposure Pathways - Off-Site:

Because of the overall easterly groundwater flow direction, the groundwater is not expected to result in a complete exposure pathway for the proposed industrial use, potential construction/remediation, or future conditions for the following reasons:

- The Site and surrounding areas do not use groundwater as a source of drinking water;
- The groundwater sample results and the OU1/EP1 excavation TCLP sample results indicate the Site COCs are not readily leachable and relatively stable in the soil;
- The glacial till that is anticipated to be under the entire Site prevents vertical migration of any COCs; and
- The Gordon Creek adjacent to the Site is essentially a channelized canal, and there is no sediment on the walls or bottom to impact from COCs.

Therefore, the COCs are not expected to reach a surface water body that is used as a drinking water source to potentially complete an exposure pathway.

Summary:

Complete on-Site exposure pathways may exist between the historic fill and human receptors during current conditions, construction and remediation activities, and proposed conditions. The pathways include direct contact (dermal absorption), ingestion, and inhalation of soil and groundwater contaminants. Complete off-site exposure pathways are not thought to exist between the Site media and human receptors during current conditions and proposed future conditions. During construction and remediation activities, precautions will be required to protect construction workers and the general public. The following table summarizes the exposure pathways for the Site.

Source	Contaminant/Release Transport Mechanism	Receptor	Potential Exposure Pathway
Contaminated Soil	- Historic fill and soil contamination - Post IRM OU1/EP1 Residual Contaminated Soil	Current: Limited and infrequent site security personnel, and visitors	Current: Dermal absorption and ingestion of soil
		Construction: Construction/ remediation workers, local population	Construction: Inhalation of dusts/vapors, dermal absorption and ingestion of soil (workers only)
		Future: Industrial personnel and visitors	Future: Dermal absorption and ingestion of soil
Contaminated Groundwater	- Releases associated with historic fill or Post IRM OU1/EP1 Residual Contaminated Soil	Current: Limited and infrequent site security personnel, and visitors	Current: no completed pathways
		Construction: Construction/ remediation workers, local population	Construction: Inhalation of vapors, dermal absorption and ingestion of groundwater (workers only)
		Future: Industrial personnel and visitors	Future: Dermal absorption and ingestion, and inhalation of indoor air vapors (mercury)
Mercury Impacted Sump Sediment	-Historic use contamination	Current: Limited and infrequent site security personnel, and visitors	Current: Dermal absorption and ingestion Future: Will be removed, no completed pathway

6.3 Evaluation of Human Health Exposure

Based upon the conceptual Site model and the review of environmental data, complete on-Site exposure pathways appear to be present, but are limited based on current and future conditions, and can be controlled during potential construction and remediation. The complete exposure pathways indicate there is a risk of exposure to humans from Site contaminants.
Complete exposure pathways have the following five elements:

1. Contaminant source.
2. Contaminant release and transport mechanism.
3. Point of exposure.
4. Route of exposure.
5. Receptor population.

A discussion of the five elements comprising a complete pathway as they pertain to the Site is provided below.

Current Conditions:

Contaminant sources include the historic fill in surface soil, subsurface soil and groundwater. Contaminant release and transport mechanisms include the chemical composition of the historic fill. The composition of the historic fill has minimally affected the groundwater as a result of direct contact between the historic fill and the groundwater. Points of exposure include those areas on-Site where contaminated soil is present with no surface cover. Routes of exposure may include ingestion and dermal absorption of contaminated soil and possible inhalation during construction or remediation activities. However, these routes may not exist if adequate surface cover is present over the historic fill. There were no appreciable VOCs identified in sample results as they were below Unrestricted Use SCOs. The current receptor population may include limited and infrequent security personnel and visitors to the Site. Four of the five elements exist under current conditions for a potential exposure pathway, and the fifth (route of exposure), may also be a pathway. The fifth element can be controlled through management of limited site operations of the security personnel and potential guests.

Construction/Remediation Activities:

Contaminant sources and contaminant release and transport mechanisms are those identified for during soil excavation and disturbance activities. Points of exposure include the disturbed and exposed historic fill during excavation, dust and organic vapors arising from the excavation of the historic fill, and contaminated groundwater, if any, encountered during excavation and dewatering operations. Routes of exposure include ingestion and dermal absorption of the historic fill and groundwater, inhalation of organic vapors arising from historic fill and inhalation of dust arising from the disturbance of the historic fill. The receptor population includes the construction and remediation workers and, to a lesser extent, the local population. All five elements exist; therefore, completed exposure pathways are present. However, the risk can be minimized by applying appropriate health and safety measures (i.e., HASP) and CAMP for monitoring the air for organic vapors and dust, using vapor and dust suppression measures when appropriate, maintaining site security, and wearing the appropriate personal protective equipment.

Proposed Future Conditions:

Contaminant sources and contaminant release and transport mechanisms are those identified for the current conditions and use as an industrial facility. Points of exposure would be limited to the areas that are exposed to surface conditions (i.e., previously noted southwest area) or to the small above ground sump located in the maintenance shop area. However, soil and groundwater sampling results indicate there is minimal presence of completed exposure pathways because the Site lacks VOC contamination post OU1/EP1 remediation. Moreover, since the SMP requires all future owners to maintain the Site all future routes of exposure to future industrial personnel and visitors should be addressed and minimized.

6.4 Ecological, Fish and Wildlife Exposure Risk

The Site is located in an urban town predominantly commercial and partially residential developed area. The current substantial surface cover on the Site provides protection against exposure to the Site COCs to the nearby ecological receptors and these receptors will be further protected by implementation of a HASP and CAMP should construction or remediation be required and an SMP should future industrial activities be commenced. The Gordon Creek is located to the south and adjacent to the Site. The creek bed is essentially a channelized canal, and there is no sediment on the walls or bottom to be impacted from COCs. Thus, due to the lack of: (1) a pathway to the creek; (2) significant groundwater contamination that could impact the creek; and (3) suitable habitat and limited ecological receptors, the ecological risks are negligible and do not required an ecological exposure assessment.

A fish and wildlife assessment is not required because: (1) The composition of the historic fill has minimally affected the groundwater as a result of direct contact between the historic fill and the groundwater; (2) the Site is predominately covered by buildings, concrete building foundations and flat work, and asphalt and with only minimal areas of exposed soil; (3) groundwater flow on-Site is predominately towards the east (i.e., Bath Street) a downtown area of Ballston Spa; and (4) the creek is essentially a channelized canal and there is no sediment on the walls or bottom to be impacted by any COCs.

6.5 Human Health Exposure Assessment Conclusions

The following conclusions were developed from this human health exposure assessment:

1. The potential for complete exposure pathways for Site contaminants to Site human receptors for current conditions exist; however, management of the limited operations of future security personnel and guests prevent a completed pathway. This would be dependent on limiting access to portions of the Site that remain uncovered (i.e., not currently covered by building foundations and flat work, paved driveway, and paved parking areas). However, it is extremely difficult to access the woods where the surface soils are exposed and the risk to humans under current conditions for the accessible portions of the Site is relatively low, because of the significant surface cover already present across the Site.

2. There is a moderate risk of exposure during the potential construction and remediation activities. However, this risk can be minimized by following the appropriate health and safety measures in the HASP and SMP, including but not limited to vapor and dust suppression (when applicable), personnel protective equipment (when appropriate) and Site security measures.

3. The existence of a complete exposure pathway for Site contaminants to human receptors during proposed future conditions is unlikely, since exposure from the grossly contaminated fill (i.e., OU1/EP1) at the northwest portion of the Site was eliminated during completion of the IRM in August 2013.

4. It is unlikely that complete exposure pathways exist from the migration of Site contaminants to off-site human receptors for current, construction, or future conditions.

5. There are negligible risks to the ecological environment based on current conditions. The future conditions at the Site should not impact the ecological conditions at the Site if appropriate HASP and SMP measures are utilized to control dust.

7.0 CONCLUSIONS

The Site has been an industrial location since the late 1800s. Numerous buildings, building foundations and concrete flooring, and asphalt used for driveways, loading areas, and parking areas cover most of the Site. Gordon Creek, which flows adjacent to the Site on its southern boundary also, has a significant section covered with concrete (i.e., lined bottom and sidewalls). See Figure 1 for the locations of contaminants that exceeded the Industrial Use SCOs in Table 375-6.8(b).

The sample results and Site RI in total indicated the following:

1. Groundwater was minimally impacted. Only iron and manganese results were greater than the allowable groundwater quality objective for all five (5) groundwater sample locations. All other groundwater results were below the allowable groundwater quality objective shown in Table 3 of Chapter X of the Division of Water, NYCRR Part 703.6. The area surrounding Ballston Spa, New York is known to contain high metals concentrations in the groundwater that were historically used as spa treatments. There were a number of substances whose reported laboratory non-detect limits exceeded their respective allowable groundwater quality objective. However, the allowable groundwater quality objectives are established for drinking water and there are no groundwater wells located anywhere near the Site (*see* Section 2.4). At this time there does not seem to be any Site related contamination in the groundwater from the aforementioned monitoring well locations. Therefore, groundwater remediation is not required.

2. The soil samples indicate there are only two (2) Site locations where multiple sample location results identified specific metal and SVOCs that were above the Industrial Use SCOs; these were in the southwest corner and north driveway areas of the Site. Based on soil sample results, which identify the presence of fill with SVOCs and metals, as well as the bore logs, and visual observations, portions of the fill contain fragments of coal, coal ash, and/or asphalt, specifically in the southwest corner of the Site. Coal, coal ash, and asphalt contain SVOCs and metals identified in the sample results located in the southwest corner of the Site and in the same range of their respective concentrations. The fact that there may be SVOCs below the detection limit in the north driveway area of the Site, the metals in this location may also be related to coal, coal ash, and asphalt. However, this is more inconclusive than in the southwest corner of the property where both SVOCs and metals exceeded the Industrial Use Cleanup Objectives in Table 375-6.8(b). Never the less there is strong evidence that the metals and SVOCs in both the north and southwest portions of the Site are related to coal, coal ash, and asphalt fill that is visually present in both locations. While there are two fill areas that contain SVOCs

and metals which exceed Industrial Use SCOs, there are a few other random locations identified throughout the Site where SVOCs and metals exceed Industrial Use SCOs. All of these other locations which contain fill seem to be relatively small and isolated areas.

Specific to the two (2) Site locations where multiple sample location results identified specific metals and SVOCs that were above the Industrial Use SCOs, the southwest corner and north driveway areas of the Site have significantly different groundwater flow rates. The southwest corner has very little horizontal groundwater flow while the north driveway location has significant horizontal groundwater flow. It is likely that both have glacial till under their respective locations, which prevents vertical migration of potential COC. Capping in either location will have minimal impact on horizontal groundwater flow in their respective locations. Thus, both areas may require only minimal capping because the glacial till prevents vertical migration of any potential COC, capping will have a minimal impact on horizontal migration of any potential COC, and the COC are stable in the soil matrix and are not impacting groundwater.

3. The inside wastewater discharge sludge/sediment sample results from the maintenance shop were below the Industrial Use Cleanup Objectives in Table 375-6.8(b) with one (1) exception, mercury. The mercury sample result was 61.2 mg/Kg whereas the Industrial Use Cleanup Objectives is 5.7 mg/Kg. The mercury could have come from old paint or other material that was used in the building since its construction in the middle 1900s. This small above ground sump can easily be cleaned to remove any residual mercury.

4. Only low level VOCs were identified in the sub-slab vapor results, which did not warrant further investigation or mitigation.

APPENDIX B

VILLAGE OF BALLSTON SPA ZONING INFORMATION

Village of Ballston Spa, NY
Tuesday, January 23, 2018

Chapter 205. Zoning

Article X. Supplementary Use Regulations

§ 205-55.2. Retail use in the Central Business District Zone.

[Added 10-23-2006 by L.L. No. 6-2006; amended 4-23-2007 by L.L. No. 3-2007]

A. Any change of use on the ground floor of a structure located within the Central Business District Zone shall be used only for retail space with the following exceptions:

(1) Vital human services.

(2) Offices by special permit.

(3) Churches and houses of religious worship.

(4) Libraries.

(5) Museums.

(6) Hotels.

(7) Banks and financial institutions.

(8) Parking garages.

B. Any existing use of the ground floor of a structure at the time of this section's enactment may continue until such time that the existing use is discontinued.

C. To qualify as retail space in the Central Business District Zone, at least 80% of the total square footage of the ground floor of such structure must be dedicated to and be used for retail business use.
[Added 4-22-2013 by L.L. No. 1-2013]

Village of Ballston Spa, NY
Tuesday, January 23, 2018

Chapter 205. Zoning

Article III. District Boundaries

§ 205-8. Purpose of districts.

A. Residential Zoning Districts R-1 and R-2 are planned to increase the values of buildings and property used for permanent living occupancy and to meet the purposes as stated in Article I of this chapter.

B. Buildings used for purposes other than permanent occupancy should be constructed and maintained in the other districts as described below, except that nonresidential special permit uses may be allowed as outlined in Schedule A.[1]

(1) The Central Business District is planned to include various appropriate types of nonresidential buildings and property that can serve the residents of the entire Village and which are permitted by Article IV of this chapter.

(2) The Commercial Zoning District is planned to include nonresidential buildings and property that serve businesses.

(3) The Industrial Zoning District is similarly nonresidential and restricted particularly to manufacturing uses.

(4) The Cultural/Economic Enhancement Zone is a nonresidential nonretail zone which shall include a mixture of high tech manufacturing, office uses, low-impact industrial uses and cultural development areas. Notwithstanding Schedule A of this chapter, permitted uses shall be limited to electrical manufacturing or repairs, office use, professional use, storage, schools of instruction and light industrial uses.
[Added 7-24-2000 by L.L. No. 1-2000]

[1] *Editor's Note: Schedule A is located at the end of this chapter.*

C. Area and bulk regulations for the five zoning districts can be found in Schedule B.[2]

[2] *Editor's Note: Schedule B is located at the end of this chapter.*

205 Attachment 1

SCHEDULE A

SCHEDULE OF USES BY ZONING DISTRICT
Part 1
[Amended 10-25-1999 by L.L. No. 7-1999]

Districts:
R-1 Residential
R-2 Residential
CBD Central Business District
C Commercial
M Industrial

Key:
P = permitted use
SP = use requiring special permit
X = prohibited use

Use	R-1	R-2	CBD	C	M
One-family dwelling	P	P	X	X	X
Two-family dwelling	X	P	X	X	X
Multiple-family dwelling	X	P	SP	SP	X
Townhouse	X	P	X	X	X
Cemetery	SP	SP	X	X	X
Church (or other place of religious worship, parish house, convent)	SP	SP	P	P	X
Funeral home or undertaker	SP	P	X	P	X
Hospital or health care facility	SP	SP	X	SP	X
Nursing or convalescent home	SP	SP	X	SP	X
Offices (state, federal or county)	SP	SP	P	X	X
Offices (village)	X	X	P	X	X
Public, private or parochial school devoted to kindergarten, elementary or general secondary instruction	SP	P	X	X	X
Nursery school	SP	SP	X	X	X
Public parks or playground	SP	P	P	X	X
Club or lodge, social, recreational or fraternal	SP	SP	SP	SP	X
Library or museum	X	SP	P	SP	X
Boarding- or rooming house	X	P	X	X	X
Bed-and-breakfast*	X	P	X	X	X
Hotel	X	X	P	P	X
Motel	X	X	X	P	X
Dwelling apartment over business office	X	P	P	P	X
Mobile home park	X	SP	X	X	X

Notes:
*Owner-occupied bed-and-breakfasts are also allowed in the Historic District by special permit. The owner must reside in the bed-and-breakfast structure.

205 Attachment 2

SCHEDULE A

SCHEDULE OF USES BY ZONING DISTRICT
Part 2

Districts:

R-1 Residential
R-2 Residential
CBD Central Business District
C Commercial
M Industrial

Key:

P = permitted use
SP = use requiring special permit
X = prohibited use

Use	R-1	R-2	CBD	C	M
Home occupation	SP	SP	X	X	X
Private school of special instruction	X	SP	SP	X	X
Professional and personal service uses	X	SP	P	P	X
Self-service storage facility	X	X	X	P	X
Retail business use	X	X	P	P	X
Bank or monetary institution	X	X	P	P	X
Newspaper, publisher or printer	X	X	P	P	X
Restaurant	X	X	P	P	X
Electronic repair, electrician, appliance sales	X	X	P	P	X
Builder or contractor, carpenter	X	X	X	P	P
Automobile sales	X	X	X	P	X
Garden nursery or greenhouse	X	X	X	P	P
Cold storage	X	X	SP	SP	SP
Commercial parking lots	X	X	P	P	P
Village garage	X	X	X	P	X
Public garage or gasoline service station	X	X	SP	P	X
Trucking terminal or commercial storage	X	X	X	X	P
Industrial use	X	X	X	X	P
Adult cabaret or adult entertainment center	X	X	X	SP	X

APPENDIX C

FIGURES

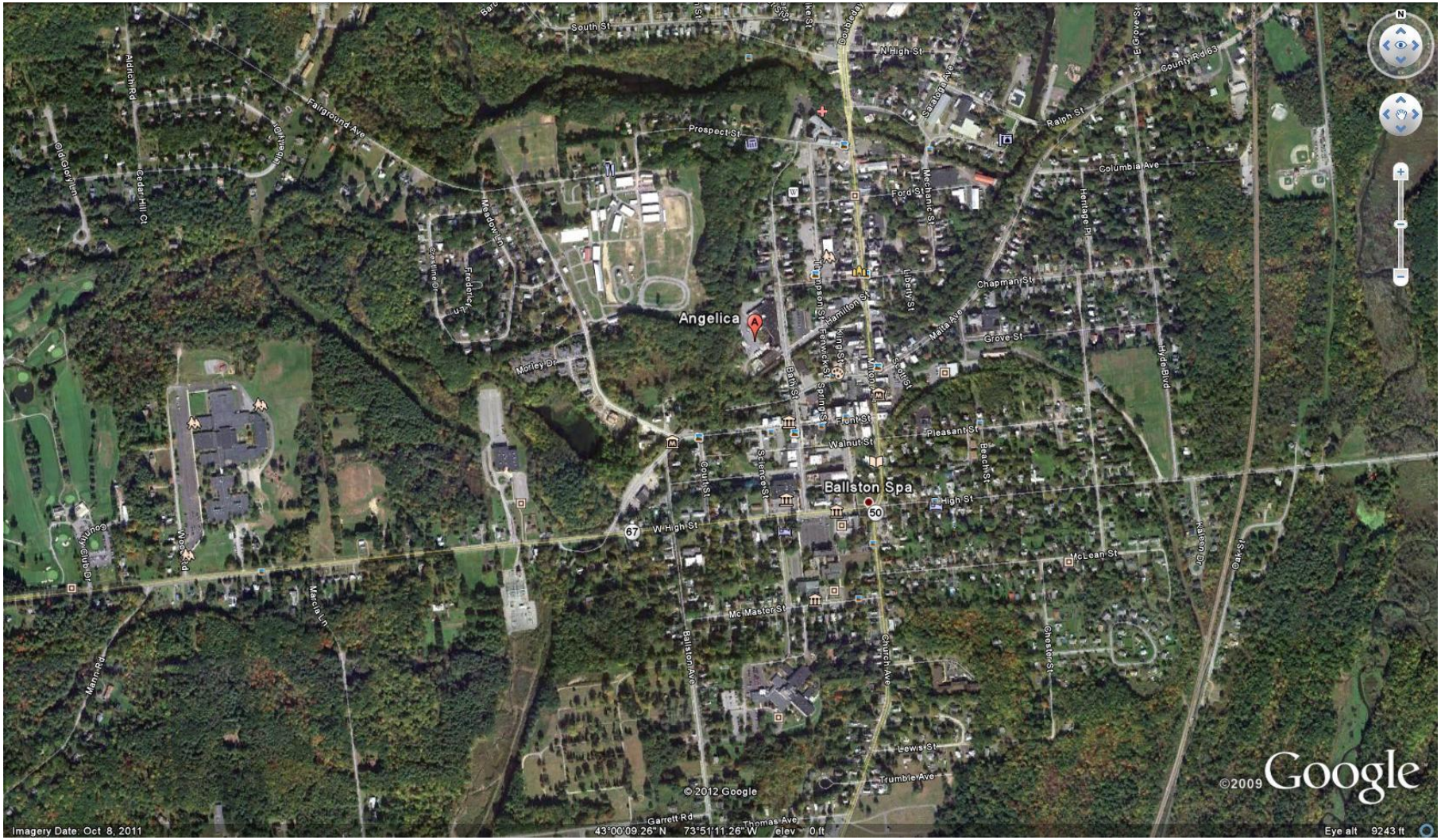

Figure 1

Site Vicinity Map
Angelica Textile Services, Inc.
125 Bath Street
Ballston Spa, New York 12020

Figure 2
Sampling Plan
Angelica Textile Services, Inc.
125 Bath Street
Ballston Spa, New York 12020

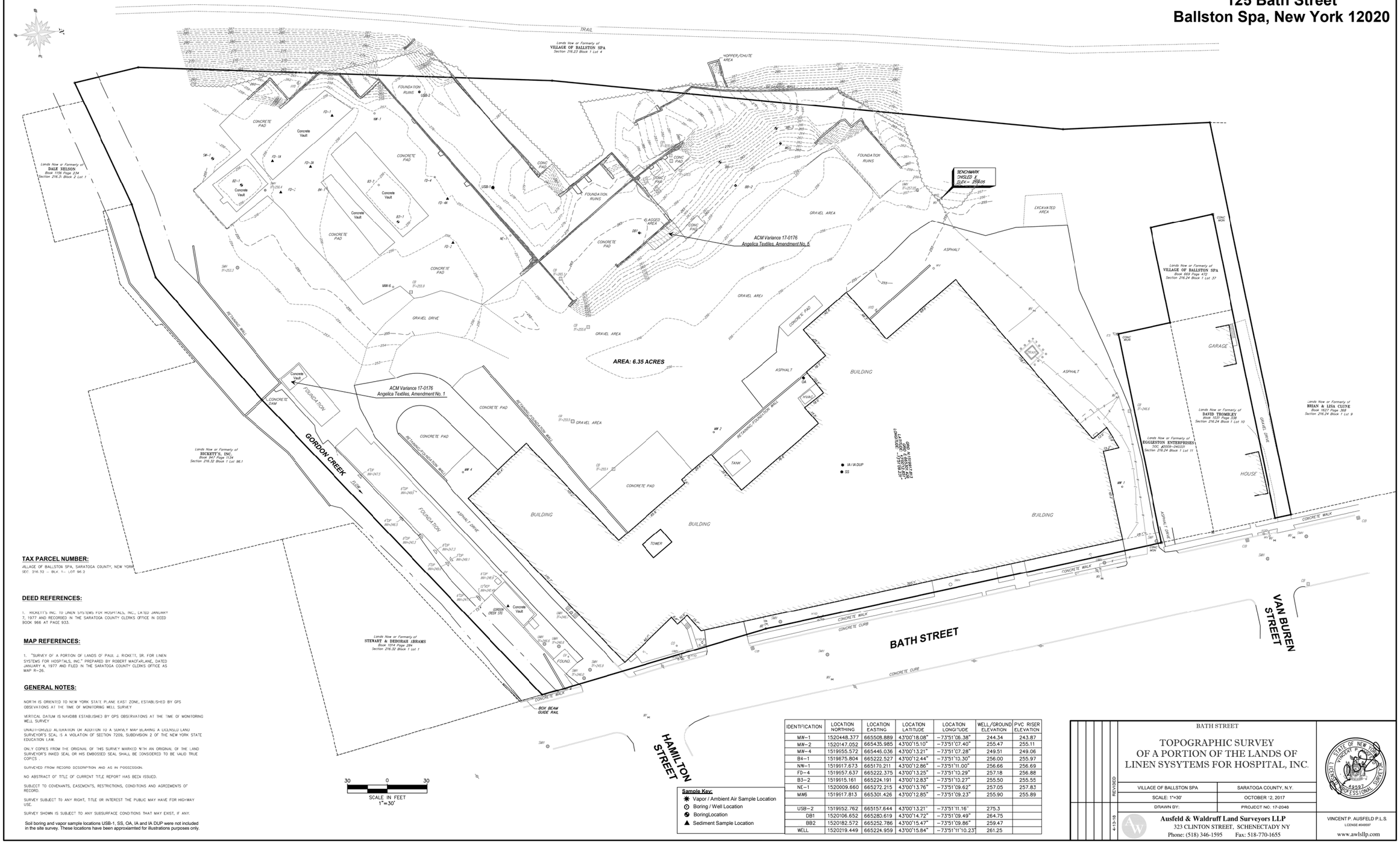

Figure 3

July 2017 Groundwater Contour
Angelica Textile Services, Inc.
125 Bath Street
Ballston Spa, New York 12020

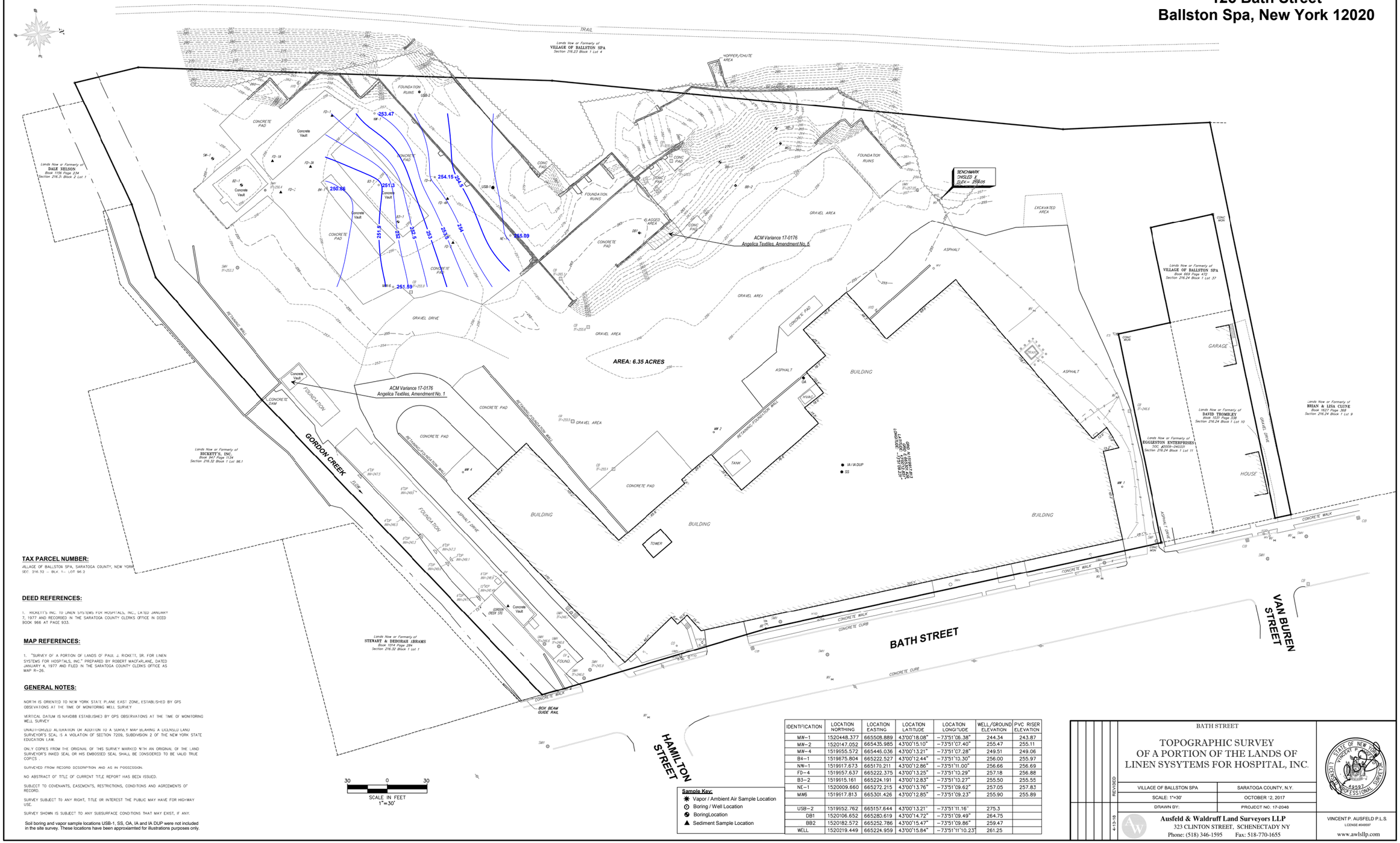

TAX PARCEL NUMBER:

VILLAGE OF BALLSTON SPA, SARATOGA COUNTY, NEW YORK
SEC. 216.32 – BLK. 1– LOT 96.2

DEED REFERENCES:

1. RICKETTS INC. TO LINEN SYSTEMS FOR HOSPITALS, INC., DATED JANUARY 7, 1977 AND RECORDED IN THE SARATOGA COUNTY CLERKS OFFICE IN DEED BOOK 966 AT PAGE 933.

MAP REFERENCES:

1. "SURVEY OF A PORTION OF LANDS OF PAUL J. RICKETT, SR. FOR LINEN SYSTEMS FOR HOSPITALS, INC." PREPARED BY ROBERT MACFARLANE, DATED JANUARY 4, 1977 AND FILED IN THE SARATOGA COUNTY CLERKS OFFICE AS MAP R-26.

GENERAL NOTES:

NORTH IS ORIENTED TO NEW YORK STATE PLANE EAST ZONE, ESTABLISHED BY GPS OBSEVATIONS AT THE TIME OF MONITORING WELL SURVEY

VERTICAL DATUM IS NAVD88 ESTABLISHED BY GPS OBSERVATIONS AT THE TIME OF MONITORING WELL SURVEY

UNAUTHORIZED ALTERATION OR ADDITION TO A SURVEY MAP BEARING A LICENSED LAND SURVEYOR'S SEAL IS A VIOLATION OF SECTION 7209, SUBDIVISION 2 OF THE NEW YORK STATE EDUCATION LAW.

ONLY COPIES FROM THE ORIGINAL OF THIS SURVEY MARKED WITH AN ORIGINAL OF THE LAND SURVEYOR'S INKED SEAL OR HIS EMBOSSED SEAL SHALL BE CONSIDERED TO BE VALID TRUE COPIES.

SURVEYED FROM RECORD DESCRIPTION AND AS IN POSSESSION.

NO ABSTRACT OF TITLE OR CURRENT TITLE REPORT HAS BEEN ISSUED.

SUBJECT TO COVENANTS, EASEMENTS, RESTRICTIONS, CONDITIONS AND AGREEMENTS OF RECORD.

SURVEY SUBJECT TO ANY RIGHT, TITLE OR INTEREST THE PUBLIC MAY HAVE FOR HIGHWAY USE.

SURVEY SHOWN IS SUBJECT TO ANY SUBSURFACE CONDITIONS THAT MAY EXIST, IF ANY.

Soil boring and vapor sample locations USB-1, SS, OA, IA and IA DUP were not included in the site survey. These locations have been approximated for illustrations purposes only.

Sample Key:

- ✱ Vapor / Ambient Air Sample Location
- ⊙ Boring / Well Location
- BoringLocation
- ▲ Sediment Sample Location

IDENTIFICATION	LOCATION NORTHING	LOCATION EASTING	LOCATION LATITUDE	LOCATION LONGITUDE	WELL/GROUND ELEVATION	PVC RISER ELEVATION
MW-1	1520448.377	665508.889	43°00'18.08"	-73°51'06.38"	244.34	243.87
MW-2	1520147.052	665435.985	43°00'15.10"	-73°51'07.40"	255.47	255.11
MW-4	1519555.572	665446.036	43°00'13.21"	-73°51'07.28"	249.51	249.06
B4-1	1519875.804	665222.527	43°00'12.44"	-73°51'10.30"	256.00	255.97
NW-1	1519917.673	665170.211	43°00'12.86"	-73°51'11.00"	256.66	256.69
FD-4	1519557.637	665222.375	43°00'13.25"	-73°51'10.29"	257.18	256.88
B3-2	1519515.161	665224.191	43°00'12.83"	-73°51'10.27"	255.50	255.55
NE-1	1520099.660	665272.215	43°00'13.76"	-73°51'09.62"	257.05	257.83
MW6	1519917.813	665301.426	43°00'12.85"	-73°51'09.23"	255.90	255.89
USB-2	1519552.762	665157.644	43°00'13.21"	-73°51'11.16"	275.3	
DB1	1520106.652	665280.619	43°00'14.72"	-73°51'09.49"	264.75	
BB2	1520182.572	665252.786	43°00'15.47"	-73°51'09.86"	259.47	
WELL	1520219.449	665224.959	43°00'15.84"	-73°51'11'10.23"	261.25	

BATH STREET

TOPOGRAPHIC SURVEY OF A PORTION OF THE LANDS OF LINEN SYSYTEMS FOR HOSPITAL, INC.

VILLAGE OF BALLSTON SPA	SARATOGA COUNTY, N.Y.
SCALE: 1"=30'	OCTOBER '2, 2017
DRAWN BY:	PROJECT NO. 17-2048

REVISED 4-13-18

Ausfeld & Waldruff Land Surveyors LLP
323 CLINTON STREET, SCHENECTADY NY
Phone: (518) 346-1595 Fax: 518-770-1655

VINCENT P. AUSFELD P.L.S.
LICENSE #049597
www.awlsllp.com

STATE OF NEW YORK — VINCENT P. AUSFELD — 049597 — LICENSED PROFESSIONAL SURVEYOR

Drawing Name: Z:\PROJECTS\2017\17-2048\dwg\17-2048-BM.dwg
Xref's Attached:
Date Printed: Apr 13, 2018, 5:11pm

Figure 4

April 2018 Groundwater Contour
Angelica Textile Services, Inc.
125 Bath Street
Ballston Spa, New York 12020

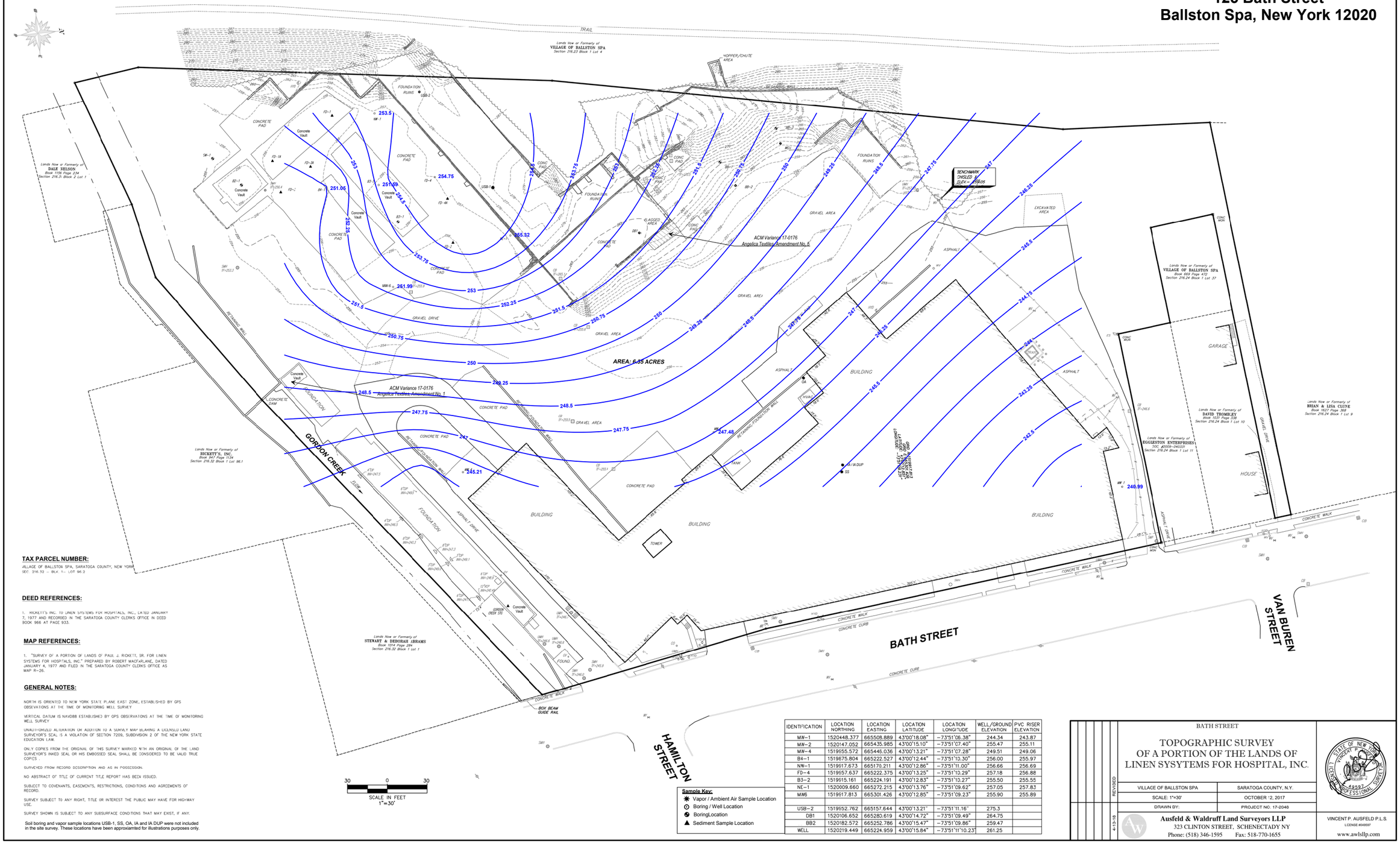

TAX PARCEL NUMBER:

VILLAGE OF BALLSTON SPA, SARATOGA COUNTY, NEW YORK
SEC. 216.32 – BLK. 1– LOT 96.2

DEED REFERENCES:

1. RICKETTS INC. TO LINEN SYSTEMS FOR HOSPITALS, INC., DATED JANUARY 7, 1977 AND RECORDED IN THE SARATOGA COUNTY CLERKS OFFICE IN DEED BOOK 966 AT PAGE 933.

MAP REFERENCES:

1. "SURVEY OF A PORTION OF LANDS OF PAUL J. RICKETT, SR. FOR LINEN SYSTEMS FOR HOSPITALS, INC." PREPARED BY ROBERT MACFARLANE, DATED JANUARY 4, 1977 AND FILED IN THE SARATOGA COUNTY CLERKS OFFICE AS MAP R-26.

GENERAL NOTES:

NORTH IS ORIENTED TO NEW YORK STATE PLANE EAST ZONE, ESTABLISHED BY GPS OBSEVATIONS AT THE TIME OF MONITORING WELL SURVEY

VERTICAL DATUM IS NAVD88 ESTABLISHED BY GPS OBSERVATIONS AT THE TIME OF MONITORING WELL SURVEY

UNAUTHORIZED ALTERATION OR ADDITION TO A SURVEY MAP BEARING A LICENSED LAND SURVEYOR'S SEAL IS A VIOLATION OF SECTION 7209, SUBDIVISION 2 OF THE NEW YORK STATE EDUCATION LAW.

ONLY COPIES FROM THE ORIGINAL OF THIS SURVEY MARKED WITH AN ORIGINAL OF THE LAND SURVEYOR'S INKED SEAL OR HIS EMBOSSED SEAL SHALL BE CONSIDERED TO BE VALID TRUE COPIES.

SURVEYED FROM RECORD DESCRIPTION AND AS IN POSSESSION.

NO ABSTRACT OF TITLE OF CURRENT TITLE REPORT HAS BEEN ISSUED.

SUBJECT TO COVENANTS, EASEMENTS, RESTRICTIONS, CONDITIONS AND AGREEMENTS OF RECORD.

SURVEY SUBJECT TO ANY RIGHT, TITLE OR INTEREST THE PUBLIC MAY HAVE FOR HIGHWAY USE.

SURVEY SHOWN IS SUBJECT TO ANY SUBSURFACE CONDITIONS THAT MAY EXIST, IF ANY.

Soil boring and vapor sample locations USB-1, SS, OA, IA and DUP were not included in the site survey. These locations have been approximated for illustrations purposes only.

30 0 30
SCALE IN FEET
1"=30'

Sample Key:
- Vapor / Ambient Air Sample Location
- Boring / Well Location
- BoringLocation
- Sediment Sample Location

IDENTIFICATION	LOCATION NORTHING	LOCATION EASTING	LOCATION LATITUDE	LOCATION LONGITUDE	WELL/GROUND ELEVATION	PVC RISER ELEVATION
MW-1	1520448.377	665508.889	43°00'18.08"	-73°51'06.38"	244.34	243.87
MW-2	1520147.052	665435.985	43°00'15.10"	-73°51'07.40"	255.47	255.11
MW-4	1519555.572	665446.036	43°00'13.21"	-73°51'07.28"	249.51	249.06
B4-1	1519875.804	665222.527	43°00'12.44"	-73°51'10.30"	256.00	255.97
NW-1	1519917.673	665170.211	43°00'12.86"	-73°51'11.00"	256.66	256.69
FD-4	1519557.637	665222.375	43°00'13.25"	-73°51'10.29"	257.18	256.88
B3-2	1519515.161	665224.191	43°00'12.83"	-73°51'10.27"	255.50	255.55
NE-1	1520099.660	665272.215	43°00'13.76"	-73°51'09.62"	257.05	257.83
MW6	1519917.813	665301.426	43°00'12.85"	-73°51'09.23"	255.90	255.89
USB-2	1519552.762	665157.644	43°00'13.21"	-73°51'11.16"	275.3	
DB1	1520106.652	665280.619	43°00'14.72"	-73°51'09.49"	264.75	
BB2	1520182.572	665252.786	43°00'15.47"	-73°51'09.86"	259.47	
WELL	1520219.449	665224.959	43°00'15.84"	-73°51'11'10.23"	261.25	

BATH STREET

TOPOGRAPHIC SURVEY OF A PORTION OF THE LANDS OF LINEN SYSYTEMS FOR HOSPITAL, INC.

VILLAGE OF BALLSTON SPA	SARATOGA COUNTY, N.Y.
SCALE: 1"=30'	OCTOBER '2, 2017
DRAWN BY:	PROJECT NO. 17-2048

REVISED 4-13-18

Ausfeld & Waldruff Land Surveyors LLP
323 CLINTON STREET, SCHENECTADY NY
Phone: (518) 346-1595 Fax: 518-770-1655

VINCENT P. AUSFELD P.L.S.
LICENSE #049597
www.awlsllp.com

STATE OF NEW YORK LICENSED VINCENT P. AUSFELD 049597 PROFESSIONAL SURVEYOR

Drawing Name: Z:\PROJECTS\2017\17-2048\dwg\17-2048-BM.dwg
Xref's Attached:
Date Printed: Apr 13, 2018, 5:11pm

Figure 5

Existing Cap & Cover Surfaces
Angelica Textile Services, Inc.
125 Bath Street
Ballston Spa, New York 12020

Steep Vegitated Hillside

Soil Filled Concrete Vaults

Vegetated Concrete

Beneficial Brick Reuse Area

Steep Vegitated Hillside

Asphalt

Concrete / Gravel Cover

AREA: 6.35 ACRES

Existing Building

Asphalt

BATH STREET

VAN BUREN STREET

HAMILTON STREET

GORDON CREEK

TRAIL

Lands Now or Formerly of VILLAGE OF BALLSTON SPA Section 216.23 Block 1 Lot 4

Lands Now or Formerly of DALE NELSON Book 1156 Page 234 Section 216.31 Block 2 Lot 1

Lands Now or Formerly of RICKETT'S, INC. Book 947 Page 1124 Section 216.32 Block 1 Lot 96.1

Lands Now or Formerly of STEWART & DEBORAH ABRAMS Book 1014 Page 284 Section 216.32 Block 1 Lot 1

Lands Now or Formerly of VILLAGE OF BALLSTON SPA Book 669 Page 472 Section 216.24 Block 1 Lot 37

Lands Now or Formerly of DAVID TROMBLEY Book 1031 Page 338 Section 216.24 Block 1 Lot 10

Lands Now or Formerly of EGGLESTON ENTERPRISES DOC. #2009-040331 Section 216.24 Block 1 Lot 11

Lands Now or Formerly of BRIAN & LISA CLUNE Book 1621 Page 302 Section 216.24 Block 1 Lot 9

ACM Variance 17-0175 Angelica Textiles, Amendment No. 6

ACM Variance 17-0176 Angelica Textiles, Amendment No. 5

BENCHMARK CHISELED 'V' ELEV.= 296.05

BOX BEAM GUIDE RAIL

RETAINING WALL

GARAGE

HOUSE

TAX PARCEL NUMBER:

VILLAGE OF BALLSTON SPA, SARATOGA COUNTY, NEW YORK
SEC. 216.32 – BLK. 1– LOT 96.2

DEED REFERENCES:

1. RICKETTS INC. TO LINEN SYSTEMS FOR HOSPITALS, INC., DATED JANUARY 7, 1977 AND RECORDED IN THE SARATOGA COUNTY CLERKS OFFICE IN DEED BOOK 966 AT PAGE 933.

MAP REFERENCES:

1. "SURVEY OF A PORTION OF LANDS OF PAUL J. RICKETT, SR. FOR LINEN SYSTEMS FOR HOSPITALS, INC." PREPARED BY ROBERT MACFARLANE, DATED JANUARY 4, 1977 AND FILED IN THE SARATOGA COUNTY CLERKS OFFICE AS MAP R-26.

GENERAL NOTES:

NORTH IS ORIENTED TO NEW YORK STATE PLANE EAST ZONE, ESTABLISHED BY GPS OBSERVATIONS AT THE TIME OF MONITORING WELL SURVEY

VERTICAL DATUM IS NAVD88 ESTABLISHED BY GPS OBSERVATIONS AT THE TIME OF MONITORING WELL SURVEY

UNAUTHORIZED ALTERATION OR ADDITION TO A SURVEY MAP BEARING A LICENSED LAND SURVEYOR'S SEAL IS A VIOLATION OF SECTION 7209, SUBDIVISION 2 OF THE NEW YORK STATE EDUCATION LAW.

ONLY COPIES FROM THE ORIGINAL OF THIS SURVEY MARKED WITH AN ORIGINAL OF THE LAND SURVEYOR'S INKED SEAL OR HIS EMBOSSED SEAL SHALL BE CONSIDERED TO BE VALID TRUE COPIES .

SURVEYED FROM RECORD DESCRIPTION AND AS IN POSSESSION.

NO ABSTRACT OF TITLE OF CURRENT TITLE REPORT HAS BEEN ISSUED.

SUBJECT TO COVENANTS, EASEMENTS, RESTRICTIONS, CONDITIONS AND AGREEMENTS OF RECORD.

SURVEY SUBJECT TO ANY RIGHT, TITLE OR INTEREST THE PUBLIC MAY HAVE FOR HIGHWAY USE.

SURVEY SHOWN IS SUBJECT TO ANY SUBSURFACE CONDITIONS THAT MAY EXIST, IF ANY.

Soil boring and vapor sample locations USB-1, SS, OA, IA and IA DUP were not included in the site survey. These locations have been approxiamted for illustrations purposes only.

30 0 30
SCALE IN FEET
1"=30'

Sample Key:
- Vapor / Ambient Air Sample Location
- Boring / Well Location
- BoringLocation
- Sediment Sample Location

IDENTIFICATION	LOCATION NORTHING	LOCATION EASTING	LOCATION LATITUDE	LOCATION LONGITUDE	WELL/GROUND ELEVATION	PVC RISER ELEVATION
MW–1	1520448.377	665508.889	43°00'18.08"	–73°51'06.38"	244.34	243.87
MW–2	1520147.052	665435.985	43°00'15.10"	–73°51'07.40"	255.47	255.11
MW–4	1519555.572	665446.036	43°00'13.21"	–73°51'07.28"	249.51	249.06
B4–1	1519875.804	665222.527	43°00'12.44"	–73°51'10.30"	256.00	255.97
NW–1	1519917.673	665170.211	43°00'12.86"	–73°51'11.00"	256.66	256.69
FD–4	1519557.637	665222.375	43°00'13.25"	–73°51'10.29"	257.18	256.88
B3–2	1519915.161	665224.191	43°00'12.83"	–73°51'10.27"	255.50	255.55
NE–1	1520009.660	665272.215	43°00'13.76"	–73°51'09.62"	257.05	257.83
MW6	1519917.813	665301.426	43°00'12.85"	–73°51'09.23"	255.90	255.89
USB–2	1519952.762	665157.644	43°00'13.21"	–73°51'11.16"	275.3	
DB1	1520106.652	665280.619	43°00'14.72"	–73°51'09.49"	264.75	
BB2	1520182.572	665252.786	43°00'15.47"	–73°51'09.86"	259.47	
WELL	1520219.449	665224.959	43°00'15.84"	–73°51'11'10.23"	261.25	

BATH STREET

TOPOGRAPHIC SURVEY OF A PORTION OF THE LANDS OF LINEN SYSYTEMS FOR HOSPITAL, INC.

VILLAGE OF BALLSTON SPA	SARATOGA COUNTY, N.Y.
SCALE: 1"=30'	OCTOBER '2, 2017
DRAWN BY:	PROJECT NO: 17-2046

REVISED 4-13-18

Ausfeld & Waldruff Land Surveyors LLP
323 CLINTON STREET, SCHENECTADY NY
Phone: (518) 346-1595 Fax: 518-770-1655

VINCENT P. AUSFELD P.L.S.
LICENSE #049597
www.awlsllp.com

STATE OF NEW YORK VINCENT P. AUSFELD LICENSED PROFESSIONAL SURVEYOR 49597

Drawing Name: Z:\PROJECTS\2017\17-2048\dwg\17-2048-BM.dwg
Xref's Attached:
Date Printed: Apr 13, 2018, 5:11pm

APPENDIX D

LOGS

Exhibit D-1

SOIL BORING LOGS

PRESENTATION OF IDENTIFICATIONS

BASED ON THE

BURMISTER SYSTEM

Fully Written Descriptions

Start the description with the color, first letter of first color capitalized (e.g. Brown, Yellow brown, Yellow and brown). The color should be the same as field description, since with oxidation the color sometimes changes between the time the sample is recovered and when it is viewed in the laboratory.

Determine the primary component (e.g. sand, gravel, or silt) and whether the component represents 50% (by weight) or more of the sample.

1. If more than 50% sand, the word sand gets fully capitalized. Preceding the word sand, are the terms coarse, medium and/or fine as follows:

   a. If there are approximately equal amounts of coarse, medium and fine sand, the description reads "coarse to fine SAND". If there is more coarse sand, the description reads "coarse (+) to fine SAND". The same holds true for the fine sand predomination. If medium sand predominates, the description reads "coarse medium (+) to fine SAND". In order for a term coarse, medium or fine to be included in a description, it must represent at least 10% of the sand fraction. For example, if a sample contains 70% sand, the sample must contain at least 7% of coarse sand for the word coarse to be included in the description. The above usage of coarse, medium and fine applies to gravel as well as sand.

      Unless advised to the contrary on a specific job, the differentiation between coarse and fine silt shall not be made.

   b. A comma always appears immediately after the word sand. Next comes the adjective giving the approximate percentage of soil by weight passing the #200 sieve as follows:

and:	35-50%	some:	20-35%
little:	10-20%	trace:	1-10%

      with a (+) sign indicating the upper third of percentage, a (-) sign indicating the lower third of percentage, and no sign indicating the middle third of percentage. Next comes a description of the soil passing the #200 sieve, based exclusively on plasticity as follows:

PI	Description	Organic
0 - 1%	Silt	(non-plastic)
1 - 5%	Clayey Silt	(Slight P.I.)
5 - 10%	Silt & Clay	(Low P.I.)
10 - 20%	Clay & Silt	(Medium P.I.)
20 - 40%	Silty Clay	(High P.I.)
40% and more	Clay	(Very High P.I.)

If the soil is organic, the term Organic Silt is used instead of the terms listed under "Description" and the terms listed under "Organic" are used at the very end of the full description (in parentheses).

c. A comma is placed immediately after the term describing the soil passing the #200 sieve (e.g. Silt & Clay). Next the usage of and, some, little or trace (with a (+) or (-) if needed) is used to indicate the percent of gravel, followed by the use of coarse, medium and/or fine to describe the gravel gradation, with the word gravel always using a capital "G".

d. An illustration of description of a soil having more than 50% sand is as follows:

Brown coarse to fine SAND, little Clayey Silt, some (-) medium to fine (+) Gravel.

2. <u>If the major component is less than 50% of the total sample</u>, the description is written exactly as for Item 1 above (with sand coming first), except that in the word sand, only the S is capitalized rather than the full word.

3. <u>If there is more than 50% gravel</u>, the description once more starts with the color, followed by the applicable terms of coarse, medium and fine, followed by the word GRAVEL in all capitals.

a. The adjective giving the percentage of all the soil except gravel is placed after the word gravel, and then a comma (e.g. if there is 62% gravel, a partial description would be "Brown medium to fine (+) GRAVEL and (-),...."). The sand is then described by coarse, medium and/or fine without its own percent adjective (with only the S in sand being capitalized). A comma is placed immediately after the word Sand, after which the soil passing the #200 sieve is indicated with the adjective for percentage as given in Item 1b above.

b. An example is: Gray medium to fine (+) GRAVEL and (-), coarse to fine Sand, trace Silt.

4. If there is more than 50% passing the #200 sieve, the description once more starts with the color, followed by the #200 description based exclusively on plasticity as follows:

PI	Description	Organic
0 - 1%	SILT	(non-plastic)
1 - 5%	Clayey SILT	(Slight P.I.)
5 - 10%	SILT & CLAY	(Low P.I.)
10 - 20%	CLAY & SILT	(Medium P.I.)
20 - 40%	Silty CLAY	(High P.I.)
40% or more	CLAY	(Very High P.I.)

If the soil is organic, the term Organic SILT is used instead of the terms listed under "Description", and the terms listed under "Organic" are used at the very end of the full description (in parentheses).

a. The description is written as discussed in Section 3, with sand preceding gravel.

b. An example is: Brown Clayey SILT some (+), coarse to fine Sand, trace fine Gravel.

c. In the foregoing example, if the fines are organic the identification would be:

Brown Organic SILT some (+), coarse to fine Sand, trace fine Gravel (Slight P.I.).

5. If pockets, layers, etc., of other soil are present in the sample, include it at the end of the previously written description with a comma at the end of the previously written description.

6. If closely layered (partings, seams, or layers) soils, such as varved clays, are involved, each layer must be completely identified along with a sketch in the remarks column showing layer thicknesses.

7. Organic soils are identified as Organic Silt (as previously described) or as Peat.

a. Characteristics of <u>Organic Silt</u> are:

(1) Usually light gray to very dark gray (or black) color

(2) Odor caused by decomposition of plant or animal life imparting H_2S, CO_2 and other organic gases

(3) Plastic properties, usually very compressible

(4) May contain shells and fragments of partly decayed vegetable matter

b. Characteristics of Peat are:

(1) Fibrous aggregate of undecayed or partially decayed vegetable matter, found in swamps

(2) Frequently contains organic silt

(3) Usually light brown to black in color

(4) Distinctive odor, as for organic silt

MODIFIED BURMISTER SYSTEM

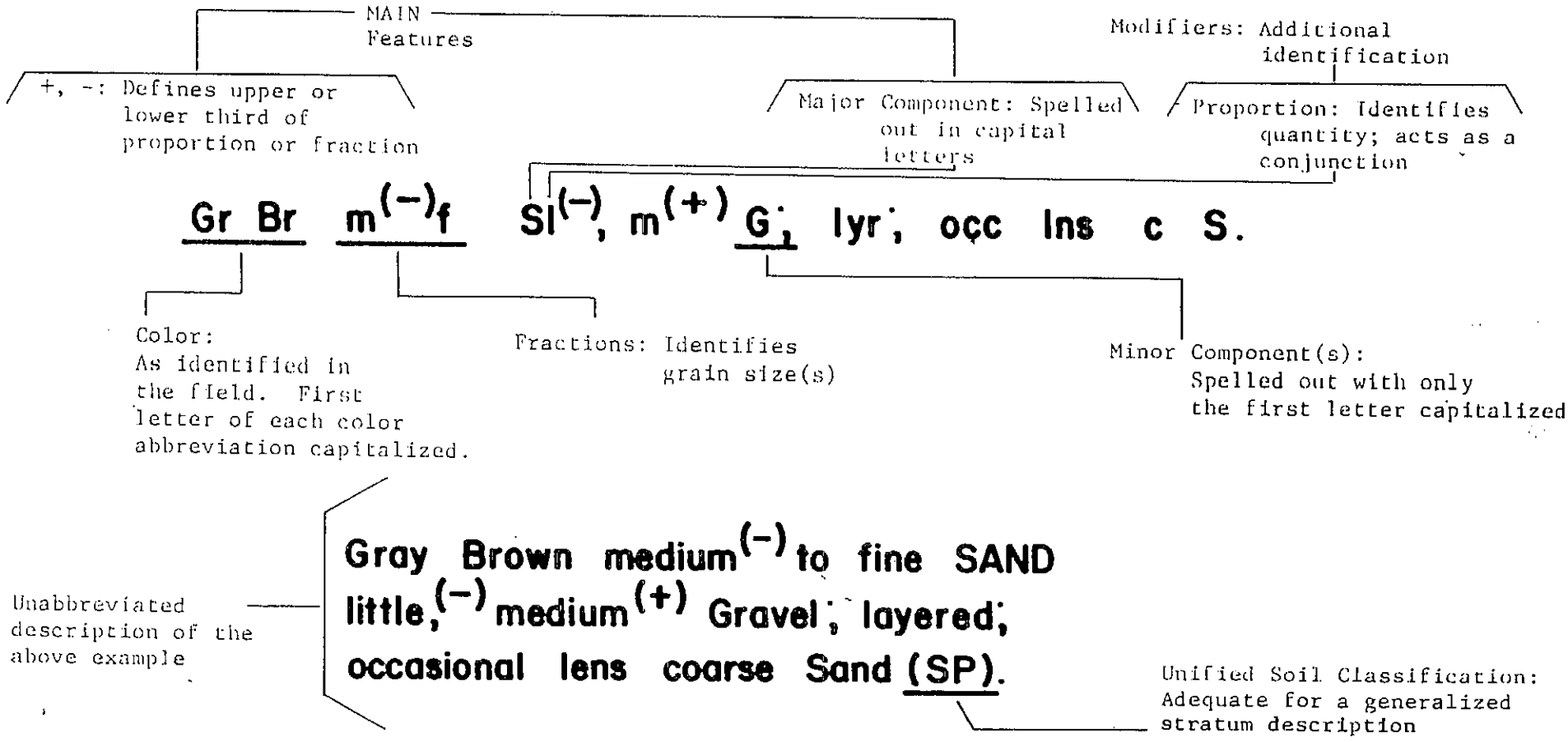

VISUAL IDENTIFICATION OF SAMPLES

The samples were identified in accordance with the American Society for Engineering Education System of Definition.

I. Definition of Soil Components and Fractions

Material	Symbol	Fraction	Sieve Size	Definition
Boulders	Bldr	—	9" +	Material retained on 9" sieve.
Cobbles	Cbl	—	3" to 9"	Material passing the 9" sieve and retained on the 3" sieve.
Gravel	G	coarse (c) medium (m) fine (f)	1" to 3" ⅜" to 1" No. 10 to ⅜"	Material passing the 3" sieve and retained on the No. 10 sieve.
Sand	S	coarse (c) medium (m) fine (f)	No. 30 to No. 10 No. 60 to No. 30 No. 200 to No. 60	Material passing the No. 10 sieve and retained on the No. 200 sieve.
Silt	$	—	Passing No. 200 (0.074 mm)	Material passing the No. 200 sieve that is non plastic in character and exhibits little or no strength when air dried.

Organic Silt (O$)
Material passing the No. 200 sieve which exhibits plastic properties within a certain range of moisture content, and exhibits fine granular and organic characteristics.

		Plasticity	Plasticity Index
Clayey SILT	Cy$	Slight (Sl)	1 to 5
SILT & CLAY	$&C	Low (L)	5 to 10
CLAY & SILT	C&$	Medium (M)	10 to 20
Silty CLAY	$yC	High (H)	20 to 40
CLAY	C	Very High (VH)	40 plus

Clay-Soil
Material passing the No. 200 sieve which can be made to exhibit plasticity and clay qualities within a certain range of moisture content, and which exhibits considerable strength when air-dried.

II. Definition of Component Proportions

Component	Written	Proportions	Symbol	Percentage Range by Weight *
Principal	CAPITALS	—		50 or more
Minor	Lower Case	and	a.	35 to 50
		some	s.	20 to 35
		little	l.	10 to 20
		trace	t.	1 to 10

* Minus sign (—) lower limit, plus sign (+) upper limit, no sign middle range.

III. Glossary of Modifying Abbreviations

Category	Symbol	Term	Symbol	Term	Symbol	Term
A. Borings	U/D	Undisturbed	B	Exploratory	A	Auger
B. Samples	C	Casing	L	Lost	U	Undisturbed
	D	Denison	S	Spoon	W	Wash
	O.E.	Open End				
C. Colors	bk	black	gn	green	wh	white
	bl	blue	or	orange	yw	yellow
	br	brown	rd	red	dk	dark
	gr	gray	tn	tan	lt	light
D. Organic Soils	dec	decayed	o	organic	veg	vegetation
	dec'g	decaying	rts	roots	pt	peat
	lig	lignite	ts	topsoil		
E. Rocks	LS	Limestone	rk	rock	Shst	Schist
	Gns	Gneiss	SS	Sandstone	Sh	Shale
F. Fill and Miscellaneous Materials	bldr (s)	boulder (s)	cbl (s)	cobble(s)	gls	glass
	brk (s)	brick (s)	wd	wood	misc	miscellaneous
	cndr (s)	cinder (s)	dbr	debris	rbl	rubble
G. Miscellaneous Terms	do	ditto	pp	pocket penetrometer	ref	refusal
	el, El	elevation			sm	small
	fgmt (s)	fragment(s)	P. I.	Plasticity Index	W. L.	water level
	frqt	frequent			W. H.	weight of hammer
	lrg	large	P	pushed pressed	W. R.	weight of rods
	mtld	mottled				
	no rec	no recovery	pc (s)	piece (s)		
	pen	penetration	rec or R	recovered		
H. Stratified Soils	alt	alternating				
	thk	thick				
	thn	thin				
	w	with				
	prt	parting	— 0 to 1/16" thickness			
	seam	seam	— 1/16 to ½" thickness			
	lyr	layer	— ½ to 12" thickness			
	stra	stratum	— greater than 12" thickness			
	vvd c	varved Clay	— alternating seams or layers of sand, silt and clay			
	pkt	pocket	— small, erratic deposit, usually less than 1 foot			
	lns	lens	— lenticular deposit			
	occ	occasional	— one or less per foot of thickness			
	freq	frequent	— more than one per foot of thickness			

Table 3.5 Unified Soil Classification

Field Identification Procedures (Excluding particles larger than 3 in. and basing fractions on estimated weights)				Group Symbols[a]	Typical Names	Information Required for Describing Soils	Laboratory Classification Criteria
Coarse-grained soils: More than half of material is *larger* than No. 200 sieve size[b] (For visual classification, the ¼ in. size may be used as equivalent to the No. 4 sieve size)	Gravels: More than half of coarse fraction is larger than No. 4 sieve size	Clean gravels (little or no fines)	Wide range in grain size and substantial amounts of all intermediate particle sizes	*GW*	Well graded gravels, gravel-sand mixtures, little or no fines	Give typical name; indicate approximate percentages of sand and gravel; maximum size; angularity, surface condition, and hardness of the coarse grains; local or geologic name and other pertinent descriptive information; and symbols in parentheses For undisturbed soils add information on stratification, degree of compactness, cementation, moisture conditions and drainage characteristics Example: *Silty sand*, gravelly; about 20% hard, angular gravel particles ½-in. maximum size; rounded and subangular sand grains coarse to fine, about 15% nonplastic fines with low dry strength; well compacted and moist in place; alluvial sand; (*SM*)	Use grain size curve in identifying the fractions as given under field identification Determine percentages of gravel and sand from grain size curve Depending on percentage of fines (fraction smaller than No. 200 sieve size) coarse grained soils are classified as follows: Less than 5% *GW, GP, SW, SP* More than 12% *GM, GC, SM, SC* 5% to 12% *Borderline* cases requiring use of dual symbols $C_U = \frac{D_{60}}{D_{10}}$ Greater than 4 $C_C = \frac{(D_{30})^2}{D_{10} \times D_{60}}$ Between 1 and 3 Not meeting all gradation requirements for *GW* Atterberg limits below "A" line, or *PI* less than 4 — Above "A" line with *PI* between 4 and 7 are *borderline* cases requiring use of dual symbols Atterberg limits above "A" line, with *PI* greater than 7 $C_U = \frac{D_{60}}{D_{10}}$ Greater than 6 $C_C = \frac{(D_{30})^2}{D_{10} \times D_{60}}$ Between 1 and 3 Not meeting all gradation requirements for *SW* Atterberg limits below "A" line or *PI* less than 5 — Above "A" line with *PI* between 4 and 7 are *borderline* cases requiring use of dual symbols Atterberg limits below "A" line with *PI* greater than 7
		Gravels with fines (appreciable amount of fines)	Nonplastic fines (for identification procedures see *ML* below)	*GM*	Silty gravels, poorly graded gravel-sand-silt mixtures		
			Plastic fines (for identification procedures, see *CL* below)	*GC*	Clayey gravels, poorly graded gravel-sand-clay mixtures		
	Sands: More than half of coarse fraction is smaller than No. 4 sieve size	Clean sands (little or no fines)	Wide range in grain sizes and substantial amounts of all intermediate particle sizes	*SW*	Well graded sands, gravelly sands, little or no fines		
			Predominantly one size or a range of sizes with some intermediate sizes missing	*SP*	Poorly graded sands, gravelly sands, little or no fines		
		Sands with fines (appreciable amount of fines)	Nonplastic fines (for identification procedures, see *ML* below)	*SM*	Silty sands, poorly graded sand-silt mixtures		
			Plastic fines (for identification procedures, see *CL* below)	*SC*	Clayey sands, poorly graded sand-clay mixtures		
Fine-grained soils: More than half of material is *smaller* than No. 200 sieve size (The No. 200 sieve size is about the smallest particle visible to naked eye)	Identification Procedures on Fraction Smaller than No. 40 Sieve Size						
		Dry Strength (crushing characteristics)	Dilatancy (reaction to shaking)	Toughness (consistency near plastic limit)			
	Silts and clays: liquid limit less than 50	None to slight	Quick to slow	None	*ML*	Inorganic silts and very fine sands, rock flour, silty or clayey fine sands with slight plasticity	Give typical name; indicate degree and character of plasticity, amount and maximum size of coarse grains; colour in wet condition, odour if any, local or geologic name, and other pertinent descriptive information, and symbol in parentheses For undisturbed soils add information on structure, stratification, consistency in undisturbed and remoulded states, moisture and drainage conditions Example: *Clayey silt*, brown; slightly plastic; small percentage of fine sand; numerous vertical root holes; firm and dry in place; loess; (*ML*)
		Medium to high	None to very slow	Medium	*CL*	Inorganic clays of low to medium plasticity, gravelly clays, sandy clays, silty clays, lean clays	
		Slight to medium	Slow	Slight	*OL*	Organic silts and organic silt-clays of low plasticity	
	Silts and clays: liquid limit greater than 50	Slight to medium	Slow to none	Slight to medium	*MH*	Inorganic silts, micaceous or diatomaceous fine sandy or silty soils, elastic silts	
		High to very high	None	High	*CH*	Inorganic clays of high plasticity, fat clays	
		Medium to high	None to very slow	Slight to medium	*OH*	Organic clays of medium to high plasticity	
Highly Organic Soils		Readily identified by colour, odour, spongy feel and frequently by fibrous texture			*Pt*	Peat and other highly organic soils	

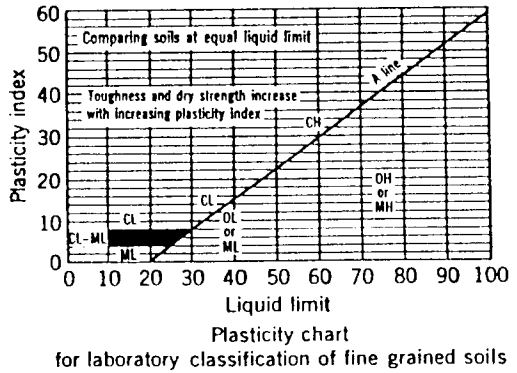

Plasticity chart
for laboratory classification of fine grained soils

From Wagner, 1957.

[a] *Boundary classifications*. Soils possessing characteristics of two groups are designated by combinations of group symbols. For example *GW-GC*, well graded gravel-sand mixture with clay binder.

[b] All sieve sizes on this chart are U.S. standard.

Field Identification Procedure for Fine Grained Soils or Fractions

These procedures are to be performed on the minus No. 40 sieve size particles, approximately 1/64 in. For field classification purposes, screening is not intended, simply remove by hand the coarse particles that interfere with the tests.

Dilatancy (Reaction to shaking):

After removing particles larger than No. 40 sieve size, prepare a pat of moist soil with a volume of about one-half cubic inch. Add enough water if necessary to make the soil soft but not sticky.

Place the pat in the open palm of one hand and shake horizontally, striking vigorously against the other hand several times. A positive reaction consists of the appearance of water on the surface of the pat which changes to a livery consistency and becomes glossy. When the sample is squeezed between the fingers, the water and gloss disappear from the surface, the pat stiffens and finally it cracks or crumbles. The rapidity of appearance of water during shaking and of its disappearance during squeezing assist in identifying the character of the fines in a soil.

Very fine clean sands give the quickest and most distinct reaction whereas a plastic clay has no reaction. Inorganic silts, such as a typical rock flour, show a moderately quick reaction.

Dry Strength (Crushing characteristics):

After removing particles larger than No. 40 sieve size, mould a pat of soil to the consistency of putty, adding water if necessary. Allow the pat to dry completely by oven, sun or air drying, and then test its strength by breaking and crumbling between the fingers. This strength is a measure of the character and quantity of the colloidal fraction contained in the soil. The dry strength increases with increasing plasticity.

High dry strength is characteristic for clays of the CH group. A typical inorganic silt possesses only very slight dry strength. Silty fine sands and silts have about the same slight dry strength, but can be distinguished by the feel when powdering the dried specimen. Fine sand feels gritty whereas a typical silt has the smooth feel of flour.

Toughness (Consistency near plastic limit):

After removing particles larger than the No. 40 sieve size, a specimen of soil about one-half inch cube in size, is moulded to the consistency of putty. If too dry, water must be added and if sticky, the specimen should be spread out in a thin layer and allowed to lose some moisture by evaporation. Then the specimen is rolled out by hand on a smooth surface or between the palms into a thread about one-eight inch in diameter. The thread is then folded and re-rolled repeatedly. During this manipulation the moisture content is gradually reduced and the specimen stiffens, finally loses its plasticity, and crumbles when the plastic limit is reached.

After the thread crumbles, the pieces should be lumped together and a slight kneading action continued until the lump crumbles.

The tougher the thread near the plastic limit and the stiffer the lump when it finally crumbles, the more potent is the colloidal clay fraction in the soil. Weakness of the thread at the plastic limit and quick loss of coherence of the lump below the plastic limit indicate either inorganic clay of low plasticity, or materials such as kaolin-type clays and organic clays which occur below the A-line.

Soil Characteristics Pertinent to Roads and Airfields

Major Divisions		Letter (1)	Name	Value as Subgrade When Not Subject to Frost Action	Value as Subbase When Not Subject to Frost Action	Value as Base When Not Subject to Frost Action	Potential Frost Action	Compressibility and Expansion	Drainage Characteristics	Compaction Equipment	Unit Dry Weight lb. per cu. ft.	Typical Design Values	
												CBR (2)	Subgrade Modulus k lb. per cu. in.
Coarse-Grained Soils	Gravel and Gravelly Soils	GW	Well-graded gravels or gravel-sand mixtures, little or no fines	Excellent	Excellent	Good	None to very slight	Almost none	Excellent	Crawler-type tractor, rubber-tired roller, steel-wheeled roller	125-140	40-80	300-500
		GP	Poorly graded gravels or gravel-sand mixtures, little or no fines	Good to excellent	Good	Fair to good	None to very slight	Almost none	Excellent	Crawler-type tractor, rubber-tired roller, steel-wheeled roller	110-140	30-60	300-500
		GM d	Silty gravels, gravel-sand-silt mixtures	Good to excellent	Good	Fair to good	Slight to medium	Very slight	Fair to poor	Rubber-tired roller, sheepsfoot roller; close control of moisture	125-145	40-60	300-500
		GM u		Good	Fair	Poor to not suitable	Slight to medium	Slight	Poor to practically impervious	Rubber-tired roller, sheepsfoot roller	115-135	20-30	200-500
		GC	Clayey gravels, gravel-sand-clay mixtures	Good	Fair	Poor to not suitable	Slight to medium	Slight	Poor to practically impervious	Rubber-tired roller, sheepsfoot roller	130-145	20-40	200-500
	Sand and Sandy Soils	SW	Well-graded sands or gravelly sands, little or no fines	Good	Fair to good	Poor	None to very slight	Almost none	Excellent	Crawler-type tractor, rubber-tired roller	110-130	20-40	200-400
		SP	Poorly graded sands or gravelly sands, little or no fines	Fair to good	Fair	Poor to not suitable	None to very slight	Almost none	Excellent	Crawler-type tractor, rubber-tired roller	105-135	10-40	150-400
		SM d	Silty sands, sand-silt mixtures	Fair to good	Fair to good	Poor	Slight to high	Very slight	Fair to poor	Rubber-tired roller, sheepsfoot roller; close control of moisture	120-135	15-40	150-400
		SM u		Fair	Poor to fair	Not suitable	Slight to high	Slight to medium	Poor to practically impervious	Rubber-tired roller, sheepsfoot roller	100-130	10-20	100-300
		SC	Clayey sands, sand-clay mixtures	Poor to fair	Poor	Not suitable	Slight to high	Slight to medium	Poor to practically impervious	Rubber-tired roller, sheepsfoot roller	100-135	5-20	100-300
Fine-Grained Soils	Silts and Clays LL is less than 50	ML	Inorganic silts and very fine sands, rock flour, silty or clayey fine sands or clayey silts with slight plasticity	Poor to fair	Not suitable	Not suitable	Medium to very high	Slight to medium	Fair to poor	Rubber-tired roller, sheepsfoot roller; close control of moisture	90-130	15 or less	100-200
		CL	Inorganic clays of low to medium plasticity, gravelly clays, sandy clays, silty clays, lean clays	Poor to fair	Not suitable	Not suitable	Medium to high	Medium	Practically impervious	Rubber-tired roller, sheepsfoot roller	90-130	15 or less	50-150
		OL	Organic silts and organic silt-clays of low plasticity	Poor	Not suitable	Not suitable	Medium to high	Medium to high	Poor	Rubber-tired roller, sheepsfoot roller	90-105	5 or less	50-100
	Silts and Clays LL is Greater than 50	MH	Inorganic silts, micaceous or diatomaceous fine sandy or silty soils, elastic silts	Poor	Not suitable	Not suitable	Medium to very high	High	Fair to poor	Sheepsfoot roller, rubber-tired roller	80-105	10 or less	50-100
		CH	Inorganic clays of medium to high plasticity, organic silts	Poor to fair	Not suitable	Not suitable	Medium	High	Practically impervious	Sheepsfoot roller, rubber-tired roller	90-115	15 or less	50-150
		OH	Organic clays of high plasticity, fat clays	Poor to very poor	Not suitable	Not suitable	Medium	High	Practically impervious	Sheepsfoot roller, rubber-tired roller	80-110	5 or less	25-100
Highly Organic Soils		Pt	Peat and other highly organic soils	Not suitable	Not suitable	Not suitable	Slight	Very high	Fair to poor	Compaction not practical	—	—	—

Note:

(1) Unit Dry Weights are for compacted soil at optimum moisture content for modified AASHO compaction effort. Division of GM and SM groups into subdivision of d and u are for roads and airfields only. Subdivision is basis of Atterberg limits; suffix d (e.g., GMd) will be used when the liquid limit (LL) is 25 or less and the plasticity index is 6 or less; the suffix u will he used otherwise.

(2) The maximum value that can be used in design of airfields is, in some cases, limited hy gradation and plasticity requirements.

NORTHEASTERN ENVIRONMENTAL TECHNOLOGIES

TEST BORING LOG					Boring No. B4-1
PROJECT: 125 Bath Street, Ballston Spa, NY					**SHEET NO.:** 1 of 1
CLIENT: Angelica Textile Inc.					**JOB NO.:** 15.0918304
DRILLING CONTRACTOR: Northeastern Environmental Technologies Corporation					**M.P. ELEV.:** N/A
PURPOSE: Subsurface Investigation					**GR. ELEV.:** N/A
DRILLING METHOD: Direct Push		Soil Sample	GW Sample	Sample Method	**DATUM:** N/A
DRILL RIG: Geoprobe 6620DT	**TYPE**	Macro	-----	-----	**DATE START:** 4/14/2017
GROUND WATER LEVEL: N/A	**DIAM.**	2.0"	-----	-----	**DATE FINISH:** 4/14/2017
MEASURING PT.: N/A	**Sample**	Yes	-----	-----	**DRILLER:** S. Cline
DATE: 4/19/2017	**Screen**	-----	-----	-----	**INSPECTOR:** A. Meys

Depth (feet)	Sample ID	Peak PID (ppm) bkg=0.0	Unified Soil Class. System	GEOLOGIC DESCRIPTION	REMARKS
1				Br mf S, t mf Gr; fgmts brk, conc, wd, organics	R=2.0'
2					No Odor
3	S-1	1.4		Brown medium fine SAND, trace medium fine Gravel; fragments brick, concrete, wood, organics (FILL)	Dry
4					
5				± 4.5' Base of Concrete Basin	
6				± 5.0' Gr Cly$	R=4.5'
7	S-2	6.8		Gray Clayey SILT	Dry
8					Moist
9				± 8.0' Gr Br mf S, s mf G	
10				Gray Brown medium fine SAND, some medium fine Gravel	
11				± 10.0' Gr Cly $, s m G	R=4.0'
12	S-3	0.0		Gray Clayey SILT, some medium gravel	WET
13				± 12.0' Gr mf S a mf G	Dry
14				Gray medium fine SAND and medium fine Gravel (TILL)	
15				End of Soil Boring @ 14.0 feet	
16					
17					
18					
19					
20					

Soil Boring Completed @ 14 feet

Shipping Address: 1476 Route 50 Ballston Spa, NY 12020 (518) 884-8545 - Phone
Mailing Address: P.O. Box 2167 Ballston Spa, NY 12020 (518) 884-9710 - Fax

NORTHEASTERN ENVIRONMENTAL TECHNOLOGIES

TEST BORING LOG					Boring No. B3-2
PROJECT: 125 Bath Street, Ballston Spa, NY					**SHEET NO.:** 1 of 1
CLIENT: Angelica Textile Inc.					**JOB NO.:** 15.0918304
DRILLING CONTRACTOR: Northeastern Environmental Technologies Corporation					**M.P. ELEV.:** N/A
PURPOSE: Subsurface Investigation					**GR. ELEV.:** N/A
DRILLING METHOD: Direct Push		Soil Sample	GW Sample	Sample Method	**DATUM:** N/A
DRILL RIG: Geoprobe 6620DT	**TYPE**	Macro	-----	-----	**DATE START:** 4/14/2017
GROUND WATER LEVEL: N/A	**DIAM.**	2.0"	-----	-----	**DATE FINISH:** 4/14/2017
MEASURING PT.: N/A	**Sample**	Yes	-----	-----	**DRILLER:** S. Cline
DATE: 4/19/2017	**Screen**	-----	-----	-----	**INSPECTOR:** A. Meys

Depth (feet)	Sample ID	Peak PID (ppm) bkg=0.0	Unified Soil Class. System	GEOLOGIC DESCRIPTION	REMARKS
1	S-1	0.2		Br mf S, t mf Gr; fgmts brk, conc, wd, organics	R=4.0'
2					No Odor
3				Brown medium fine SAND, trace medium fine Gravel; fragments brick, concrete, wood, organics (FILL)	Dry
4					
5				± 4.5' Base of Concrete Basin	
6	S-2	6.8		± 5.0' Blk mf S; organics Black medium fine SAND; organics	R=4.0'
7				± 6.0' Gr Blk Cly $	WET
8				Gray Balck Clayey Silt	Moist
9					
10					
11	S-3	0.0		± 10.0' Drk gr Cly $, a m-f Gr	R=3.5'
12				Dark grey Clayey Silt, and medium to fine Gravel	Dry
13				± 12.0' Drk gr Cly $ Dark grey Clayey Silt	
14				± 13.0' Gr m-f S, a m-f Gr	
15				Grey medium to fine SAND, and medium to fine Gravel (TILL)	
16				End of Soil Boring @ 15.0 feet	
17					
18					
19					
20					

Soil Boring Completed @ 15 feet

Shipping Address: 1476 Route 50 Ballston Spa, NY 12020 (518) 884-8545 - Phone
Mailing Address: P.O. Box 2167 Ballston Spa, NY 12020 (518) 884-9710 - Fax

NORTHEASTERN ENVIRONMENTAL TECHNOLOGIES

TEST BORING LOG					Boring No. B3-1
PROJECT: 125 Bath Street, Ballston Spa, NY					**SHEET NO.:** 1 of 1
CLIENT: Angelica Textile Inc.					**JOB NO.:** 15.0918304
DRILLING CONTRACTOR: Northeastern Environmental Technologies Corporation					**M.P. ELEV.:** N/A
PURPOSE: Subsurface Investigation					**GR. ELEV.:** N/A
DRILLING METHOD: Direct Push		Soil Sample	GW Sample	Sample Method	**DATUM:** N/A
DRILL RIG: Geoprobe 6620DT	**TYPE**	Macro	-----	-----	**DATE START:** 4/14/2017
GROUND WATER LEVEL: N/A	**DIAM.**	2.0"	-----	-----	**DATE FINISH:** 4/14/2017
MEASURING PT.: N/A	**Sample**	Yes	-----	-----	**DRILLER:** S. Cline
DATE: 4/19/2017	**Screen**	-----	-----	-----	**INSPECTOR:** A. Meys

Depth (feet)	Sample ID	Peak PID (ppm) bkg=0.0	Unified Soil Class. System	GEOLOGIC DESCRIPTION	REMARKS
1	S-1	0.0		Br mf S, t mf Gr; fgmts brk, conc, wd, organics	R=3.0'
2					No Odor
3				Brown medium fine SAND, trace medium fine Gravel; fragments brick, concrete, wood, organics (FILL)	Dry
4					
5				± 4.5' Base of Concrete Basin	
6	S-2	0.0		± 5.0' Blk mf S; organics Black medium fine SAND; organics	R= 3.5'
7	S-3	0.0		± 6.0' Gr Blk Cly $	WET
8				Gray Balck Clayey Silt	No Odor
9					
10					
11				End of Soil Boring @ 10.0 feet	
12					
13					
14					
15					
16					
17					
18					
19					
20					

Soil Boring Completed @ 10 feet

Shipping Address: 1476 Route 50 Ballston Spa, NY 12020 (518) 884-8545 - Phone
Mailing Address: P.O. Box 2167 Ballston Spa, NY 12020 (518) 884-9710 - Fax

NORTHEASTERN ENVIRONMENTAL TECHNOLOGIES

TEST BORING LOG					Boring No. B2-1
PROJECT: 125 Bath Street, Ballston Spa, NY					**SHEET NO.:** 1 of 1
CLIENT: Angelica Textile Inc.					**JOB NO.:** 15.0918304
DRILLING CONTRACTOR: Northeastern Environmental Technologies Corporation					**M.P. ELEV.:** N/A
PURPOSE: Subsurface Investigation					**GR. ELEV.:** N/A
DRILLING METHOD: Direct Push		Soil Sample	GW Sample	Sample Method	**DATUM:** N/A
DRILL RIG: Geoprobe 6620DT	**TYPE**	Macro	-----	-----	**DATE START:** 4/14/2017
GROUND WATER LEVEL: N/A	**DIAM.**	2.0"	-----	-----	**DATE FINISH:** 4/14/2017
MEASURING PT.: N/A	**Sample**	Yes	-----	-----	**DRILLER:** S. Cline
DATE: 4/19/2017	**Screen**	-----	-----	-----	**INSPECTOR:** A. Meys

Depth (feet)	Sample ID	Peak PID (ppm) bkg=0.0	Unified Soil Class. System	GEOLOGIC DESCRIPTION	REMARKS
1	S-1	0.0		Br mf S, t mf Gr; fgmts brk, conc, wd, foam, organics	R=2.0'
2					No Odor
3				Brown medium fine SAND, trace medium fine Gravel; fragments brick, concrete, wood, foam, organics (FILL)	Dry
4					
5				±4.5' Base of Concrete Basin	
6				End of Soil Boring @ 5.0 feet - Refusal	
7					
8					
9					
10					
11					
12					
13					
14					
15					
16					
17					
18					
19					
20					

Soil Boring Completed @ 5 feet

Shipping Address: 1476 Route 50 Ballston Spa, NY 12020 (518) 884-8545 - Phone
Mailing Address: P.O. Box 2167 Ballston Spa, NY 12020 (518) 884-9710 - Fax

NORTHEASTERN ENVIRONMENTAL TECHNOLOGIES

TEST BORING LOG					Boring No. SW-1
PROJECT: 125 Bath Street, Ballston Spa, NY					**SHEET NO.:** 1 of 1
CLIENT: Angelica Textile Inc.					**JOB NO.:** 15.0918304
DRILLING CONTRACTOR: Northeastern Environmental Technologies Corporation					**M.P. ELEV.:** N/A
PURPOSE: Subsurface Investigation					**GR. ELEV.:** N/A
DRILLING METHOD: Direct Push		Soil Sample	GW Sample	Sample Method	**DATUM:** N/A
DRILL RIG: Geoprobe 6620DT	**TYPE**	Macro	-----	-----	**DATE START:** 4/14/2017
GROUND WATER LEVEL: N/A	**DIAM.**	2.0"	-----	-----	**DATE FINISH:** 4/14/2017
MEASURING PT.: N/A	**Sample**	Yes	-----	-----	**DRILLER:** S. Cline
DATE: 4/19/2017	**Screen**	-----	-----	-----	**INSPECTOR:** A. Meys

Depth (feet)	Sample ID	Peak PID (ppm) bkg=0.0	Unified Soil Class. System	GEOLOGIC DESCRIPTION	REMARKS
1				Br mf S, t mf Gr; organics, brk	R=1.0'
2				Bronw medium fine SAND, trace medium fine Gravel; organics, brick	Dry
3	S-1	1.2			No Odor
4					
5					
6				± 5.0'	R=1.5'
7				Tn Br Cly $; fgmts conc	Dry
8	S-2	3.7		Tan brown Clayey Silt; fragments concrete	No Odor
9					
10					
11				± 10.0' Tn Br Cly $	R=5.0'
12		6.4		Tan brown Clayey SILT	Moist
13	S-3			± 12.0' Drk gr Cly $, a mf Gr	Dry
14		1.2		Dark Gray Clayey SILT, and medium fine Gravel (TILL)	No Odor
15					
16				End of Soil Boring @ 15.0 feet	
17					
18					
19					
20					

Soil Boring Completed @ 15 feet

Shipping Address: 1476 Route 50 Ballston Spa, NY 12020 (518) 884-8545 - Phone
Mailing Address: P.O. Box 2167 Ballston Spa, NY 12020 (518) 884-9710 - Fax

NORTHEASTERN ENVIRONMENTAL TECHNOLOGIES

TEST BORING LOG					Boring No. MW-6
PROJECT: 125 Bath Street, Ballston Spa, NY					**SHEET NO.:** 1 of 1
CLIENT: Angelica Textile Inc.					**JOB NO.:** 15.0918304
DRILLING CONTRACTOR: Northeastern Environmental Technologies Corporation					**M.P. ELEV.:** N/A
PURPOSE: Subsurface Investigation					**GR. ELEV.:** N/A
DRILLING METHOD: Direct Push		Soil Sample	GW Sample	Sample Method	**DATUM:** N/A
DRILL RIG: Geoprobe 6620DT	**TYPE**	Macro	-----	-----	**DATE START:** 4/14/2017
GROUND WATER LEVEL: N/A	**DIAM.**	2.0"	-----	-----	**DATE FINISH:** 4/14/2017
MEASURING PT.: N/A	**Sample**	Yes	-----	-----	**DRILLER:** S. Cline
DATE: 4/19/2017	**Screen**	-----	-----	-----	**INSPECTOR:** A. Meys

Depth (feet)	Sample ID	Peak PID (ppm) bkg=0.0	Unified Soil Class. System	GEOLOGIC DESCRIPTION	REMARKS
1				Drk Gr Cly $, a mf S; organics	R=1.0'
2				Dark Gray Clayey SILT and medium fine SAND; organics	Dry
3	S-1	24.2			Septic Odor
4					
5					
6				± 5.0'	R= 0.5'
7				Drk gr Cly $, a gr m-f S	Damp
8	S-2	0.0		Dark grey Clayey Silt, and grey medium to fine SAND	
9					
10					
11				± 10.0'	R=3.0'
12				Drk Gr Cly $, a mf S	WET
13	S-3	6.2		Dark Gray Clayey SILT and medium fine SAND	
14					
15					
16				End of Soil Boring @ 15.0 feet	
17					
18					
19					
20					

Soil Boring Completed @ 15 feet

Shipping Address: 1476 Route 50 Ballston Spa, NY 12020 (518) 884-8545 - Phone
Mailing Address: P.O. Box 2167 Ballston Spa, NY 12020 (518) 884-9710 - Fax

NORTHEASTERN ENVIRONMENTAL TECHNOLOGIES

TEST BORING LOG					Boring No. NE-1
PROJECT: 125 Bath Street, Ballston Spa, NY					**SHEET NO.:** 1 of 1
CLIENT: Angelica Textile Inc.					**JOB NO.:** 15.0918304
DRILLING CONTRACTOR: Northeastern Environmental Technologies Corporation					**M.P. ELEV.:** N/A
PURPOSE: Subsurface Investigation					**GR. ELEV.:** N/A
DRILLING METHOD: Direct Push		Soil Sample	GW Sample	Sample Method	**DATUM:** N/A
DRILL RIG: Geoprobe 6620DT	**TYPE**	Macro	-----	-----	**DATE START:** 4/17/2017
GROUND WATER LEVEL: N/A	**DIAM.**	2.0"	-----	-----	**DATE FINISH:** 4/17/2017
MEASURING PT.: N/A	**Sample**	Yes	-----	-----	**DRILLER:** S. Cline
DATE: 4/19/2017	**Screen**	-----	-----	-----	**INSPECTOR:** A. Meys

Depth (feet)	Sample ID	Peak PID (ppm) bkg=0.0	Unified Soil Class. System	GEOLOGIC DESCRIPTION	REMARKS
1	S-1	0.0		Concrete ± 2.0"	R=4.5'
2				Organics ± 10.0"	Moist
3				Gr Cly $	WET
4				Gray Calyey SILT	No odor
5					
6	S-2	0.0			R=5.0'
7					WET
8					No odor
9					
10					
11				End of Soil Boring @ 10.0 feet	
12					
13					
14					
15					
16					
17					
18					
19					
20					

Soil Boring Completed @ 10 feet

Shipping Address: 1476 Route 50 Ballston Spa, NY 12020 (518) 884-8545 - Phone
Mailing Address: P.O. Box 2167 Ballston Spa, NY 12020 (518) 884-9710 - Fax

NORTHEASTERN ENVIRONMENTAL TECHNOLOGIES

TEST BORING LOG					Boring No. FD-4
PROJECT: 125 Bath Street, Ballston Spa, NY					**SHEET NO.:** 1 of 1
CLIENT: Angelica Textile Inc.					**JOB NO.:** 15.0918304
DRILLING CONTRACTOR: Northeastern Environmental Technologies Corporation					**M.P. ELEV.:** N/A
PURPOSE: Subsurface Investigation					**GR. ELEV.:** N/A
DRILLING METHOD: Direct Push		Soil Sample	GW Sample	Sample Method	**DATUM:** N/A
DRILL RIG: Geoprobe 6620DT	**TYPE**	Macro	-----	-----	**DATE START:** 4/17/2017
GROUND WATER LEVEL: N/A	**DIAM.**	2.0"	-----	-----	**DATE FINISH:** 4/17/2017
MEASURING PT.: N/A	**Sample**	Yes	-----	-----	**DRILLER:** S. Cline
DATE: 4/19/2017	**Screen**	-----	-----	-----	**INSPECTOR:** A. Meys

Depth (feet)	Sample ID	Peak PID (ppm) bkg=0.0	Unified Soil Class. System	GEOLOGIC DESCRIPTION	REMARKS
1	S-1	8.4		Br mf S; brk, organics	R=3.0'
2				Brown medium fine SAND; brick, organics	Moist
3				± 3.0' Base of Concrete Basin	Dry
4				± 3.8' Organics	Moist
5	S-2	0		± 4.0' Gr Cly $	No Odor
6	S-3	3.7		Gray Calyey SILT	R=5.0'
7					WET
8					No Odor
9					
10					
11				End of Soil Boring @ 10.0 feet	
12					
13					
14					
15					
16					
17					
18					
19					
20					

Soil Boring Completed @ 10 feet

Shipping Address: 1476 Route 50 Ballston Spa, NY 12020 (518) 884-8545 - Phone
Mailing Address: P.O. Box 2167 Ballston Spa, NY 12020 (518) 884-9710 - Fax

NORTHEASTERN ENVIRONMENTAL TECHNOLOGIES

TEST BORING LOG					Boring No. NW-1
PROJECT: 125 Bath Street, Ballston Spa, NY					**SHEET NO.:** 1 of 1
CLIENT: Angelica Textile Inc.					**JOB NO.:** 15.0918304
DRILLING CONTRACTOR: Northeastern Environmental Technologies Corporation					**M.P. ELEV.:** N/A
PURPOSE: Subsurface Investigation					**GR. ELEV.:** N/A
DRILLING METHOD: Direct Push		Soil Sample	GW Sample	Sample Method	**DATUM:** N/A
DRILL RIG: Geoprobe 6620DT	**TYPE**	Macro	-----	-----	**DATE START:** 4/17/2017
GROUND WATER LEVEL: N/A	**DIAM.**	2.0"	-----	-----	**DATE FINISH:** 4/17/2017
MEASURING PT.: N/A	**Sample**	Yes	-----	-----	**DRILLER:** S. Cline
DATE: 4/19/2017	**Screen**	-----	-----	-----	**INSPECTOR:** A. Meys

Depth (feet)	Sample ID	Peak PID (ppm) bkg=0.0	Unified Soil Class. System	GEOLOGIC DESCRIPTION	REMARKS
1	S-1	0.0		Br mf S; brk, organics	R=3.5'
2				Bronw medium fine SAND; brick, organics	Moist
3				+/-10"	No Odor
4				Br Cly $, a mf S	
5				Brown Clayey SILT, and medium fine Sand	
6	S-2	0.0		+/-5'	R=5.0'
7				+/-6' Gr Cly $	Moist
8				Gray Clayey Silt	No odor
9					
10					
11				End of Soil Boring @ 10.0 feet	
12					
13					
14					
15					
16					
17					
18					
19					
20					

Soil Boring Completed @ 10 feet

Shipping Address: 1476 Route 50 Ballston Spa, NY 12020 (518) 884-8545 - Phone
Mailing Address: P.O. Box 2167 Ballston Spa, NY 12020 (518) 884-9710 - Fax

NORTHEASTERN ENVIRONMENTAL TECHNOLOGIES

TEST BORING LOG					Boring No. BB-1
PROJECT: 125 Bath Street, Ballston Spa, NY					**SHEET NO.:** 1 of 1
CLIENT: Angelica Textile Inc.					**JOB NO.:** 15.0918304
DRILLING CONTRACTOR: Northeastern Environmental Technologies Corporation					**M.P. ELEV.:** N/A
PURPOSE: Subsurface Investigation					**GR. ELEV.:** N/A
DRILLING METHOD: Direct Push		Soil Sample	GW Sample	Sample Method	**DATUM:** N/A
DRILL RIG: Geoprobe 6620DT	**TYPE**	Macro	-----	-----	**DATE START:** 07/05/17
GROUND WATER LEVEL: N/A	**DIAM.**	2.0"	-----	-----	**DATE FINISH:** 07/05/17
MEASURING PT.: N/A	**Sample**	Yes	-----	-----	**DRILLER:** R. Hammond
DATE: 4/19/2017	**Screen**	-----	-----	-----	**INSPECTOR:** R. Gray

Depth (feet)	Sample ID	Peak PID (ppm) bkg=0.0	Unified Soil Class. System	GEOLOGIC DESCRIPTION	REMARKS
1	S-1	0.0		Concrete ± 2.0"	R=4.0'
2				Br Gr +c-f S, t fG	Dry
3				Brown Gray +coarse to fine SAND, trace fine Gravel	No Odor
4					
5				End of Soil Boring @ 4.0 feet - Refusal	
6					
7					
8					
9					
10					
11					
12					
13					
14					
15					
16					
17					
18					
19					
20					

Soil Boring Completed @ 4.0 feet

Shipping Address: 1476 Route 50 Ballston Spa, NY 12020 (518) 884-8545 - Phone
Mailing Address: P.O. Box 2167 Ballston Spa, NY 12020 (518) 884-9710 - Fax

NORTHEASTERN ENVIRONMENTAL TECHNOLOGIES

TEST BORING LOG					Boring No. BB-2
PROJECT: 125 Bath Street, Ballston Spa, NY					**SHEET NO.:** 1 of 1
CLIENT: Angelica Textile Inc.					**JOB NO.:** 15.0918304
DRILLING CONTRACTOR: Northeastern Environmental Technologies Corporation					**M.P. ELEV.:** N/A
PURPOSE: Subsurface Investigation					**GR. ELEV.:** N/A
DRILLING METHOD: Direct Push		Soil Sample	GW Sample	Sample Method	**DATUM:** N/A
DRILL RIG: Geoprobe 6620DT	**TYPE**	Macro	-----	-----	**DATE START:** 07/05/17
GROUND WATER LEVEL: N/A	**DIAM.**	2.0"	-----	-----	**DATE FINISH:** 07/05/17
MEASURING PT.: N/A	**Sample**	Yes	-----	-----	**DRILLER:** R. Hammond
DATE: 4/19/2017	**Screen**	-----	-----	-----	**INSPECTOR:** R. Gray

Depth (feet)	Sample ID	Peak PID (ppm) bkg=0.0	Unified Soil Class. System	GEOLOGIC DESCRIPTION	REMARKS
1				Concrete	R=1.75'
2				± 2.0"	
				Br Gr +c-f S, t fG	Dry
3	S-1	0.0		Brown Gray +coarse to fine SAND, trace fine Gravel	No Odor
4					
5					
6				± 5.0"	
				Gr mf S, l $	R= 2.0'
7				Gray medium fine SAND, little Silt	WET
8	S-2	0.0			No Odor
9					
10					
11					R= 4.5'
12	S-3A	0.0		Same as above	WET
13					No Odor
14	S-3B	0.0			
15					
16					R= 3.5'
17					WET
18	S-4	0.0		Same as above	No Odor
19					
20					

Soil Boring Completed @ 20.0 feet

Shipping Address: 1476 Route 50 Ballston Spa, NY 12020 (518) 884-8545 - Phone
Mailing Address: P.O. Box 2167 Ballston Spa, NY 12020 (518) 884-9710 - Fax

NORTHEASTERN ENVIRONMENTAL TECHNOLOGIES

TEST BORING LOG					Boring No. BB-3
PROJECT: 125 Bath Street, Ballston Spa, NY					**SHEET NO.:** 1 of 1
CLIENT: Angelica Textile Inc.					**JOB NO.:** 15.0918304
DRILLING CONTRACTOR: Northeastern Environmental Technologies Corporation					**M.P. ELEV.:** N/A
PURPOSE: Subsurface Investigation					**GR. ELEV.:** N/A
DRILLING METHOD: Direct Push		Soil Sample	GW Sample	Sample Method	**DATUM:** N/A
DRILL RIG: Geoprobe 6620DT	**TYPE**	Macro	-----	-----	**DATE START:** 07/05/17
GROUND WATER LEVEL: N/A	**DIAM.**	2.0"	-----	-----	**DATE FINISH:** 07/05/17
MEASURING PT.: N/A	**Sample**	Yes	-----	-----	**DRILLER:** R. Hammond
DATE: 4/19/2017	**Screen**	-----	-----	-----	**INSPECTOR:** R. Gray

Depth (feet)	Sample ID	Peak PID (ppm) bkg=0.0	Unified Soil Class. System	GEOLOGIC DESCRIPTION	REMARKS
1	S-1	0.0		Concrete ± 2.0"	R=1.4'
2				Br c-f S, l $	Dry
3				Brown coarse to fine SAND, little Silt	No Odor
4					
5					
6	S-2A	0.0		Same as above	R= 4.5'
7					WET
8				Gr mf S, l $ ± 7.0"	No Odor
9	S-2B	0.0		Gray medium fine SAND, little Silt	
10					
11	S-3	0.0			R= 5.0'
12					WET
13				Same as above	No Odor
14					
15					
16				End of Soil Boring @ 15.0 feet	
17					
18					
19					
20					

Soil Boring Completed @ 15.0 feet

Shipping Address: 1476 Route 50 Ballston Spa, NY 12020 (518) 884-8545 - Phone
Mailing Address: P.O. Box 2167 Ballston Spa, NY 12020 (518) 884-9710 - Fax

NORTHEASTERN ENVIRONMENTAL TECHNOLOGIES

TEST BORING LOG					Boring No. DB-1
PROJECT: 125 Bath Street, Ballston Spa, NY					**SHEET NO.:** 1 of 1
CLIENT: Angelica Textile Inc.					**JOB NO.:** 15.0918304
DRILLING CONTRACTOR: Northeastern Environmental Technologies Corporation					**M.P. ELEV.:** N/A
PURPOSE: Subsurface Investigation					**GR. ELEV.:** N/A
DRILLING METHOD: Direct Push		Soil Sample	GW Sample	Sample Method	**DATUM:** N/A
DRILL RIG: Geoprobe 6620DT	**TYPE**	Macro	-----	-----	**DATE START:** 07/06/17
GROUND WATER LEVEL: N/A	**DIAM.**	2.0"	-----	-----	**DATE FINISH:** 07/06/17
MEASURING PT.: N/A	**Sample**	Yes	-----	-----	**DRILLER:** R. Hammond
DATE: 4/19/2017	**Screen**	-----	-----	-----	**INSPECTOR:** R. Gray

Depth (feet)	Sample ID	Peak PID (ppm) bkg=0.0	Unified Soil Class. System	GEOLOGIC DESCRIPTION	REMARKS
1	S-1	0.0		Concrete ± 2.0"	R=1.4'
2				coarse Gravel ± 3.0'	Dry
3				Br c-f S, l mf G, t $	No Odor
4				Brown coarse to fine SAND, little medium fine Gravel, trace Silt	
5					
6	S-2A	0.0		± 6.0"	R= 4.5'
7				Gr mf S, l $; seam peat, wd, rts	WET
8				Gray medium fine SAND, little Silt, seam peat, wood, roots	No Odor
9	S-2B	0.0			
10					
11	S-3	0.0			R= 5.0'
12					WET
13				Same as above	No Odor
14					
15					
16				End of Soil Boring @ 15.0 feet	
17					
18					
19					
20					

Soil Boring Completed @ 15.0 feet

Shipping Address: 1476 Route 50 Ballston Spa, NY 12020 (518) 884-8545 - Phone
Mailing Address: P.O. Box 2167 Ballston Spa, NY 12020 (518) 884-9710 - Fax

NORTHEASTERN ENVIRONMENTAL TECHNOLOGIES

TEST BORING LOG					Boring No. USB-1
PROJECT: 125 Bath Street, Ballston Spa, NY					**SHEET NO.:** 1 of 1
CLIENT: Angelica Textile Inc.					**JOB NO.:** 15.0918304
DRILLING CONTRACTOR: Northeastern Environmental Technologies Corporation					**M.P. ELEV.:** N/A
PURPOSE: Subsurface Investigation					**GR. ELEV.:** N/A
DRILLING METHOD: Direct Push		Soil Sample	GW Sample	Sample Method	**DATUM:** N/A
DRILL RIG: Geoprobe 6620DT	**TYPE**	Macro	-----	-----	**DATE START:** 07/06/17
GROUND WATER LEVEL: N/A	**DIAM.**	2.0"	-----	-----	**DATE FINISH:** 07/06/17
MEASURING PT.: N/A	**Sample**	Yes	-----	-----	**DRILLER:** R. Hammond
DATE: 4/19/2017	**Screen**	-----	-----	-----	**INSPECTOR:** R. Gray

Depth (feet)	Sample ID	Peak PID (ppm) bkg=0.0	Unified Soil Class. System	GEOLOGIC DESCRIPTION	REMARKS
1	S-1	0.0		Detritus, organics, top soil	R=1.5'
2				± 6.0" Concrete Slab	Dry
3				± 10.0" Br c-f S, l$; fgmts brk, conc	No Odor
4				Brown coarse to fine SAND, little Silt; fragments brick, concrete	
5					
6	S-2	0.0			R= 2.5'
7					Dry
8				± 7.0' Br Or mf S, l$; rts	No Odor
9				Brown Orange medium fine SAND, little Silt; roots	
10					
11	S-3	0.0			R= 3.0'
12					Dry
13				± 12.0' Rd c-f S, l $ Red coarse to fine SAND, little Silt	No Odor
14				± 13.0'	WET
15				Gr mf S, l$	
16	S-4	0.0		Gray medium fine SAND, little Silt	R= 4.0'
17					WET
18				Same as above	No Odor
19					
20					

Soil Boring Completed @ 20.0 feet

Shipping Address: 1476 Route 50 Ballston Spa, NY 12020 (518) 884-8545 - Phone
Mailing Address: P.O. Box 2167 Ballston Spa, NY 12020 (518) 884-9710 - Fax

NORTHEASTERN ENVIRONMENTAL TECHNOLOGIES

TEST BORING LOG					Boring No. USB-2
PROJECT: 125 Bath Street, Ballston Spa, NY					**SHEET NO.:** 1 of 1
CLIENT: Angelica Textile Inc.					**JOB NO.:** 15.0918304
DRILLING CONTRACTOR: Northeastern Environmental Technologies Corporation					**M.P. ELEV.:** N/A
PURPOSE: Subsurface Investigation					**GR. ELEV.:** N/A
DRILLING METHOD: Direct Push		Soil Sample	GW Sample	Sample Method	**DATUM:** N/A
DRILL RIG: Geoprobe 6620DT	**TYPE**	Macro	-----	-----	**DATE START:** 07/06/17
GROUND WATER LEVEL: N/A	**DIAM.**	2.0"	-----	-----	**DATE FINISH:** 07/06/17
MEASURING PT.: N/A	**Sample**	Yes	-----	-----	**DRILLER:** R. Hammond
DATE: 4/19/2017	**Screen**	-----	-----	-----	**INSPECTOR:** R. Gray

Depth (feet)	Sample ID	Peak PID (ppm) bkg=0.0	Unified Soil Class. System	GEOLOGIC DESCRIPTION	REMARKS
1	S-1	0.0		Detritus, organics, top soil ± 6.0"	R=1.5'
2				Concrete Slab ± 10.0"	Dry
3				Gr c-fS, t$	No Odor
4				Gray coarse to fine SAND, trace Silt	
5					
6	S-2	0.0		± 5.0" Br c-fS; fgmts brk, slag	R= 2.5'
7				Brown coarse to fine SAND; fragments brick, slag ± 7.5'	Dry
8				Br mf S, l$; rts	No Odor
9				Brown Orange medium fine SAND, little Silt; roots	Damp
10					
11	S-3	0.0		± 10.0' Rd c-f S, l $ Red coarse to fine SAND, little Silt ± 11.0'	R= 4.0'
12				Blk mf S, l$	Damp
13				Black medium fine SAND, little Silt ± 13.0'	No Odor
14					
15				Gr mf S, l$	
16	S-4	0.0		Gray medium fine SAND, little Silt	R= 3.0'
17					WET
18				Same as above	No Odor
19					
20					

Soil Boring Completed @ 20.0 feet

Shipping Address: 1476 Route 50 Ballston Spa, NY 12020 (518) 884-8545 - Phone
Mailing Address: P.O. Box 2167 Ballston Spa, NY 12020 (518) 884-9710 - Fax

Exhibit D-2

MONITORING WELL LOGS

NORTHEASTERN ENVIRONMENTAL TECHNOLOGIES

MONITORING WELL COMPLETION LOG

WELL NO. **B4-1**

PROJECT: 125 Bath Street, Ballston Spa, NY
CLIENT: Angelica Textile Services
PROJECT NO. 15.0918304

DATE DRILLED: 04/14/2017
DATE DEVELOPED: 07/31/2017

WELL CONSTRUCTION DETAIL

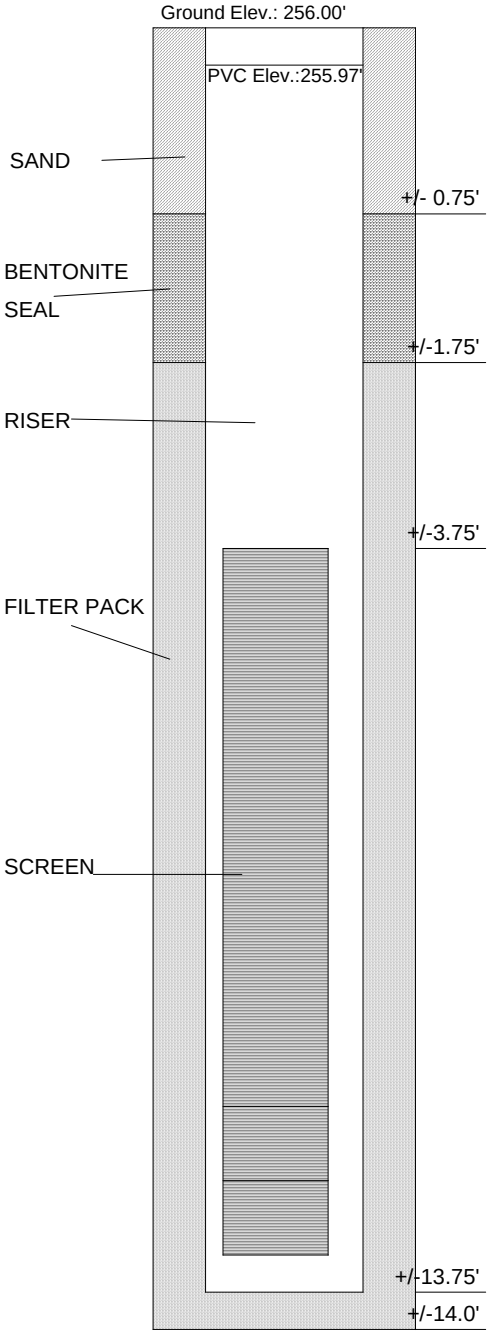

NOT TO SCALE

INSPECTOR: Austin Meys
DRILLING CONTRACTOR Northeastern Environmental Technologies Corp.

TYPE OF WELL Monitoring Well
STATIC WATER LEVE 5.11' **DATE:** 07/28/2017
MEASURING POINT Top of PVC
TOTAL DEPTH OF WELL 13.61'
TOTAL DEPTH OF BORING: +/-14.0'

DRILLING METHOD:
TYPE: Direct Push **DIAMETER** 2.0"
CASING: N/A

SAMPLING METHOD:
TYPE: Macro Core **DIAMETER** 2.0"
WEIGHT: N/A **FALL:** N/A
INTERVAL: Continous

RISER PIPE LEFT IN PLACE:
MATERIA Sch40PVC **DIAMETER** 1.0"
LENGTH: +/-3.75' **JOINT TYP** Flush Thread

SCREEN:
MATERIA Sch40PVC **DIAMETER** 1.0"
SLOT SIZE: 10 Slot **INTERVAL:** +/-3.75 - 13.75'
STRATEGIC UNIT SCREENE N/A

FILTER PACK:
TYPE: Sand
GRADE: #2
AMOUNT 25 lbs. **INTERVAL:** +/-1.75 - 13.75'

SEAL (S):
TYPE: Benotnite **INTERVAL:** +/-0.75' - 1.75'
TYPE: Sand **INTERVAL:** +/- 0.0 - 0.75'
TYPE: **INTERVAL:**

NOTES:

Shipping Address: 1476 Route 50 Ballston Spa, NY 12020 (518) 884-8545 - Phone
Mailing Address: P.O. Box 2167 Malta, NY 12020 (518) 884-9710 - Fax

NORTHEASTERN ENVIRONMENTAL TECHNOLOGIES

MONITORING WELL COMPLETION LOG

WELL NO. **B3-2**

PROJECT: 125 Bath Street, Ballston Spa, NY
CLIENT: Angelica Textile Services
PROJECT NO. 15.0918304

DATE DRILLED: 04/14/2017
DATE DEVELOPED: N/A

WELL CONSTRUCTION DETAIL

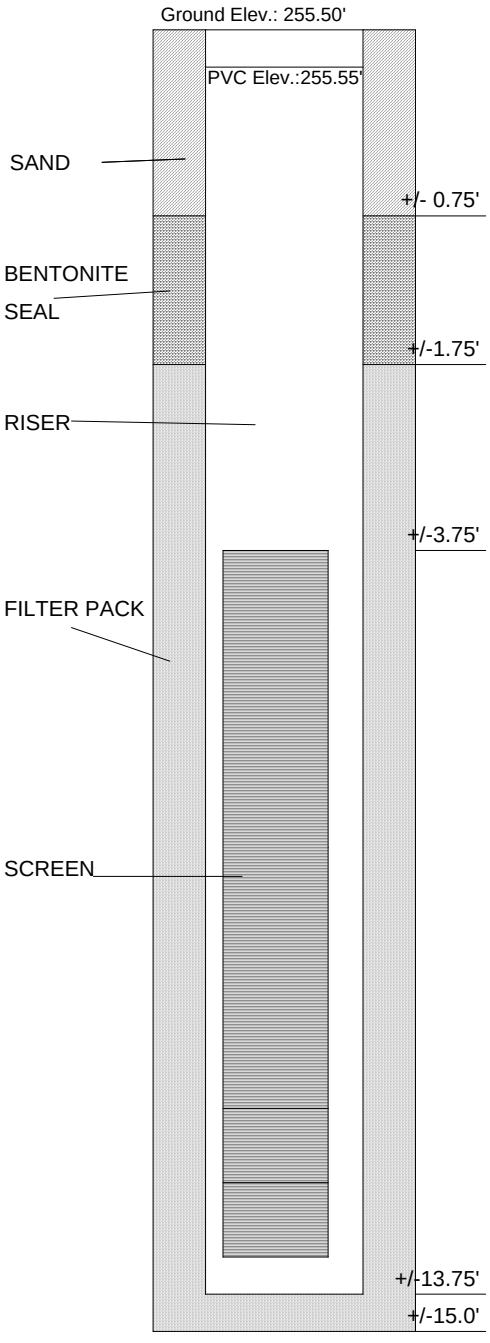

NOT TO SCALE

INSPECTOR: Austin Meys
DRILLING CONTRACTOR Northeastern Environmental Technologies Corp.

TYPE OF WELL Monitoring Well
STATIC WATER LEVE 4.25' **DATE:** 07/28/2017
MEASURING POINT Top of PVC
TOTAL DEPTH OF WELL +/-13.75'
TOTAL DEPTH OF BORING: +/-15'

DRILLING METHOD:
TYPE: Direct Push **DIAMETER** 2.0"
CASING: N/A

SAMPLING METHOD:
TYPE: Macro Core **DIAMETER** 2.0"
WEIGHT: N/A **FALL:** N/A
INTERVAL: Continous

RISER PIPE LEFT IN PLACE:
MATERIA Sch40PVC **DIAMETER** 1.0"
LENGTH: +/-3.75' **JOINT TYP** Flush Thread

SCREEN:
MATERIA Sch40PVC **DIAMETER** 1.0"
SLOT SIZE: 10 Slot **INTERVAL:** +/-3.75 - 13.75'
STRATEGIC UNIT SCREENE N/A

FILTER PACK:
TYPE: Sand
GRADE: #2
AMOUNT 25 lbs. **INTERVAL:** +/-1.75 - 13.75'

SEAL (S):
TYPE: Benotnite **INTERVAL:** +/-0.75' - 1.75'
TYPE: Sand **INTERVAL:** +/- 0.0 - 0.75'
TYPE: **INTERVAL:**

NOTES:

Shipping Address: 1476 Route 50 Ballston Spa, NY 12020 (518) 884-8545 - Phone
Mailing Address: P.O. Box 2167 Malta, NY 12020 (518) 884-9710 - Fax

NORTHEASTERN ENVIRONMENTAL TECHNOLOGIES

MONITORING WELL COMPLETION LOG

WELL NO. **BB-2**

PROJECT: 125 Bath Street, Ballston Spa, NY
CLIENT: Angelica Textile Services
PROJECT NO. 15.0918304

DATE DRILLED: 07/05/2017
DATE DEVELOPED: 07/27/2017

WELL CONSTRUCTION DETAIL

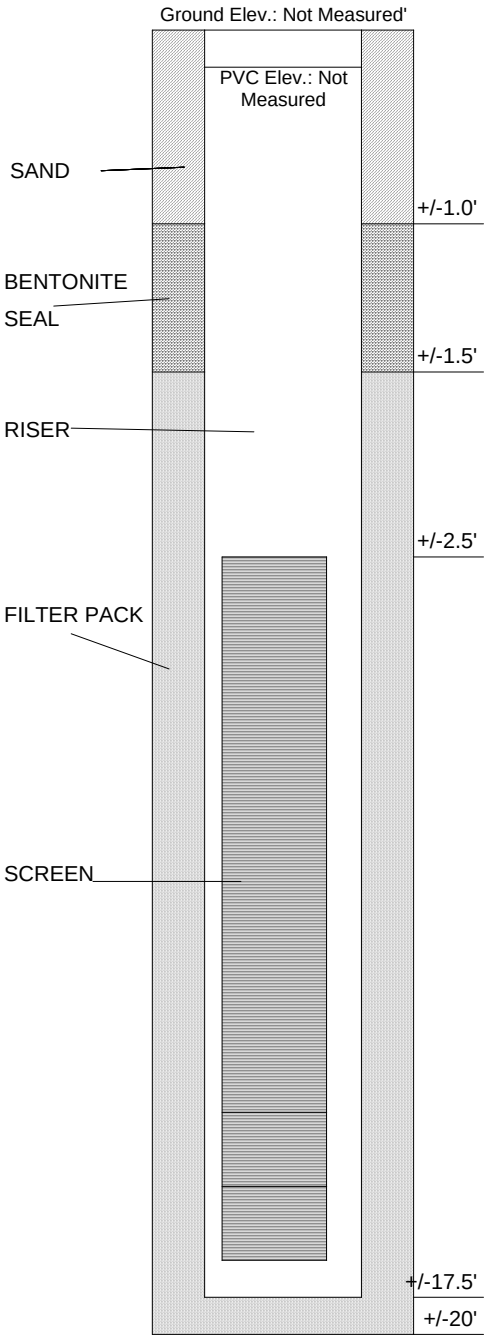

NOT TO SCALE

INSPECTOR: Robert Gray
DRILLING CONTRACTOF Northeastern Environmental Technologies Corp.

TYPE OF WEL Monitoring Well

STATIC WATER LEVE 3.42' **DATE:** 07/28/2017
MEASURING POINT Top of PVC
TOTAL DEPTH OF WELL +/-17.5'
TOTAL DEPTH OF BORING: +/-20.0'

DRILLING METHOD:
TYPE: Direct Push **DIAMETER** 2.0"
CASING: N/A

SAMPLING METHOD:
TYPE: Macro Core **DIAMETER** 2.0"
WEIGHT: N/A **FALL:** N/A
INTERVAL: Continous

RISER PIPE LEFT IN PLACE:
MATERIA Sch40PVC **DIAMETER** 1.0"
LENGTH: +/-2.5'' **JOINT TYP** Flush Thread

SCREEN:
MATERIA Sch40PVC **DIAMETER** 1.0"
SLOT SIZE: 10 Slot **INTERVAL:** +/- 2.5 -17.5'
STRATEGIC UNIT SCREENE N/A

FILTER PACK:
TYPE: Sand
GRADE: #2
AMOUNT 35 lbs. **INTERVAL:** +/-2.5 - 17.5'

SEAL (S):
TYPE: Benotnite **INTERVAL:** +/-1.0' - 1.5'
TYPE: Sand **INTERVAL:** +/-0.0 - 1.0'
TYPE: **INTERVAL:**

NOTES:

Well destroyed prior to survey

Shipping Address: 1476 Route 50 Ballston Spa, NY 12020 (518) 884-8545 - Phone
Mailing Address: P.O. Box 2167 Malta, NY 12020 (518) 884-9710 - Fax

NORTHEASTERN ENVIRONMENTAL TECHNOLOGIES

MONITORING WELL COMPLETION LOG

WELL NO. **DB-1**

PROJECT: 125 Bath Street, Ballston Spa, NY
CLIENT: Angelica Textile Services
PROJECT NO. 15.0918304

DATE DRILLED: 07/06/2017
DATE DEVELOPED: NA

WELL CONSTRUCTION DETAIL

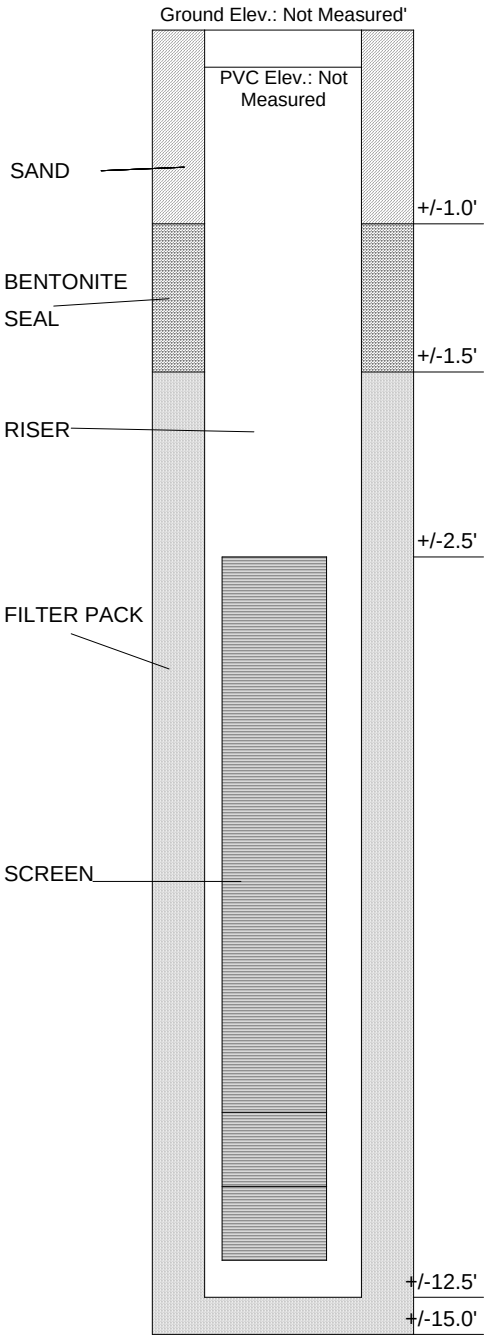

NOT TO SCALE

INSPECTOR: Robert Gray
DRILLING CONTRACTOF Northeastern Environmental Technologies Corp.

TYPE OF WEL Monitoring Well

STATIC WATER LEVE Not Measured **DATE:** -----
MEASURING POINT Top of PVC
TOTAL DEPTH OF WELL +/-12.5'
TOTAL DEPTH OF BORING: +/-15.0'

DRILLING METHOD:
TYPE: Direct Push **DIAMETER** 2.0"
CASING: N/A

SAMPLING METHOD:
TYPE: Macro Core **DIAMETER** 2.0"
WEIGHT: N/A **FALL:** N/A
INTERVAL: Continous

RISER PIPE LEFT IN PLACE:
MATERIA Sch40PVC **DIAMETER** 1.0"
LENGTH: +/-2.5'' **JOINT TYP** Flush Thread

SCREEN:
MATERIA Sch40PVC **DIAMETER** 1.0"
SLOT SIZE: 10 Slot **INTERVAL:** +/- 2.5 -12.5'
STRATEGIC UNIT SCREENE N/A

FILTER PACK:
TYPE: Sand
GRADE: #2
AMOUNT 15 lbs. **INTERVAL:** +/-2.5 - 12.5'

SEAL (S):
TYPE: Benotnite **INTERVAL:** +/-1.0' - 1.5'
TYPE: Sand **INTERVAL:** +/-0.0 - 1.0'
TYPE: **INTERVAL:**

NOTES:

Well destroyed prior to survey.

Shipping Address: 1476 Route 50 Ballston Spa, NY 12020 (518) 884-8545 - Phone
Mailing Address: P.O. Box 2167 Malta, NY 12020 (518) 884-9710 - Fax

NORTHEASTERN ENVIRONMENTAL TECHNOLOGIES

MONITORING WELL COMPLETION LOG

WELL NO. **FD-4**

PROJECT: 125 Bath Street, Ballston Spa, NY
CLIENT: Angelica Textile Services
PROJECT NO. 15.0918304

DATE DRILLED: 04/17/2017
DATE DEVELOPED: NA

WELL CONSTRUCTION DETAIL

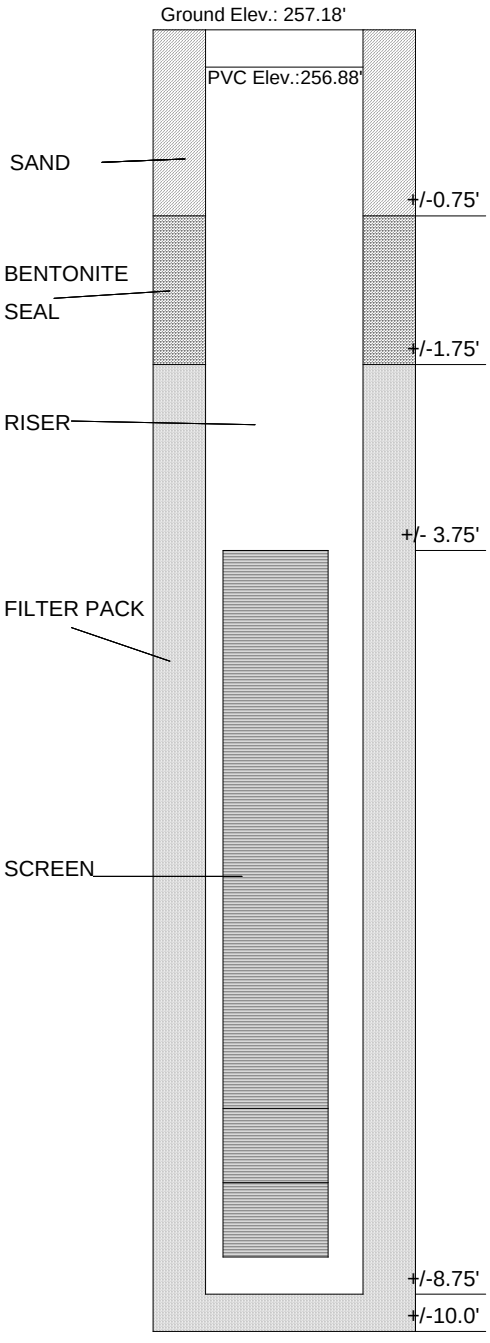

NOT TO SCALE

INSPECTOR: Austin Meys
DRILLING CONTRACTOR Northeastern Environmental Technologies Corp.

TYPE OF WELL Monitoring Well
STATIC WATER LEVE 3.93 **DATE:** 04/21/2017
MEASURING POINT Top of PVC
TOTAL DEPTH OF WELL +/-8.75'
TOTAL DEPTH OF BORING: +/-10'

DRILLING METHOD:
TYPE: Direct Push **DIAMETER** 2.0"
CASING: N/A

SAMPLING METHOD:
TYPE: Macro Core **DIAMETER** 2.0"
WEIGHT: N/A **FALL:** N/A
INTERVAL: Continous

RISER PIPE LEFT IN PLACE:
MATERIA Sch40PVC **DIAMETER** 1.0"
LENGTH: +/- 3.25' **JOINT TYP** Flush Thread

SCREEN:
MATERIA Sch40PVC **DIAMETER** 1.0"
SLOT SIZE: 10 Slot **INTERVAL:** +/-3.75 - 8.75'
STRATEGIC UNIT SCREENE N/A

FILTER PACK:
TYPE: Sand
GRADE: #2
AMOUNT 25 lbs. **INTERVAL:** +/-1.75 - 8.75'

SEAL (S):
TYPE: Benotnite **INTERVAL:** +/-0.75' - 1.75'
TYPE: Sand **INTERVAL:** +/- 0.0 - 0.75'
TYPE: **INTERVAL:**

NOTES:

Shipping Address: 1476 Route 50 Ballston Spa, NY 12020 (518) 884-8545 - Phone
Mailing Address: P.O. Box 2167 Malta, NY 12020 (518) 884-9710 - Fax

NORTHEASTERN ENVIRONMENTAL TECHNOLOGIES

MONITORING WELL COMPLETION LOG

WELL NO. **MW-6**

PROJECT: 125 Bath Street, Ballston Spa, NY
CLIENT: Angelica Textile Services
PROJECT NO. 15.0918304

DATE DRILLED: 04/14/2017
DATE DEVELOPED: 07/28/2017

WELL CONSTRUCTION DETAIL

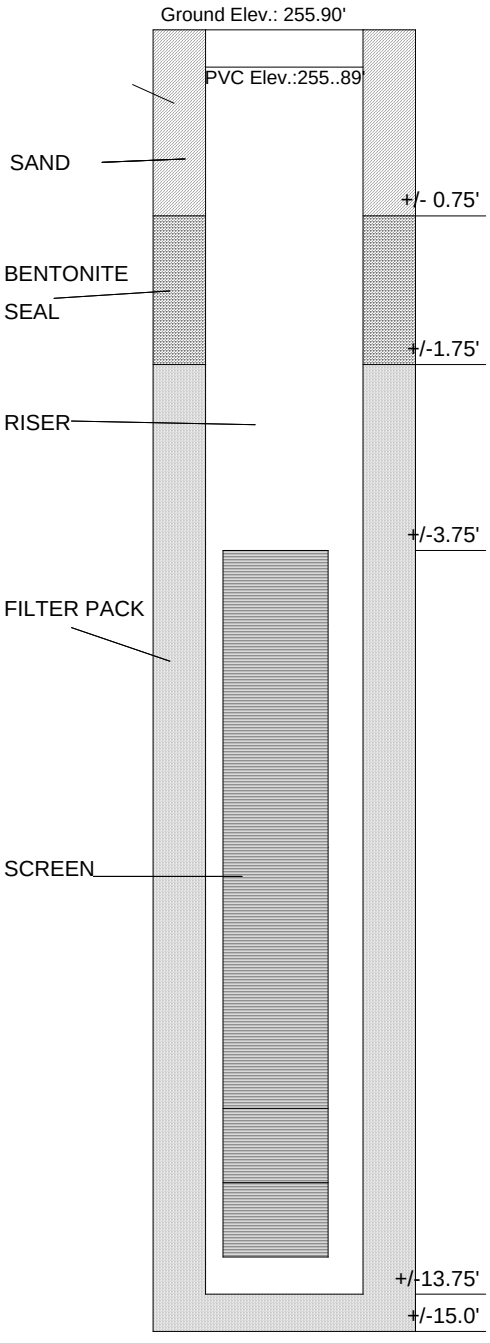

NOT TO SCALE

INSPECTOR: Austin Meys
DRILLING CONTRACTOR Northeastern Environmental Technologies Corp.

TYPE OF WELL Monitoring Well
STATIC WATER LEVE 4.30' **DATE:** 07/28/2017
MEASURING POINT Top of PVC
TOTAL DEPTH OF WELL +/-13.75'
TOTAL DEPTH OF BORING: +/-15'

DRILLING METHOD:
TYPE: Direct Push **DIAMETER** 2.0"
CASING: N/A

SAMPLING METHOD:
TYPE: Macro Core **DIAMETER** 2.0"
WEIGHT: N/A **FALL:** N/A
INTERVAL: Continous

RISER PIPE LEFT IN PLACE:
MATERIA Sch40PVC **DIAMETER** 1.0"
LENGTH: +/-3.75' **JOINT TYP** Flush Thread

SCREEN:
MATERIA Sch40PVC **DIAMETER** 1.0"
SLOT SIZE: 10 Slot **INTERVAL:** +/-3.75 - 13.75'
STRATEGIC UNIT SCREENE N/A

FILTER PACK:
TYPE: Sand
GRADE: #2
AMOUNT 25 lbs. **INTERVAL:** +/-1.75 - 13.75'

SEAL (S):
TYPE: Benotnite **INTERVAL:** +/-0.75' - 1.75'
TYPE: Sand **INTERVAL:** +/- 0.0 - 0.75'
TYPE: **INTERVAL:**

NOTES:

Shipping Address: 1476 Route 50 Ballston Spa, NY 12020 (518) 884-8545 - Phone
Mailing Address: P.O. Box 2167 Malta, NY 12020 (518) 884-9710 - Fax

NORTHEASTERN ENVIRONMENTAL TECHNOLOGIES

MONITORING WELL COMPLETION LOG

WELL NO. **NE-1**

PROJECT: 125 Bath Street, Ballston Spa, NY
CLIENT: Angelica Textile Services
PROJECT NO. 15.0918304

DATE DRILLED: 04/17/2017
DATE DEVELOPED: 07/28/2017

WELL CONSTRUCTION DETAIL

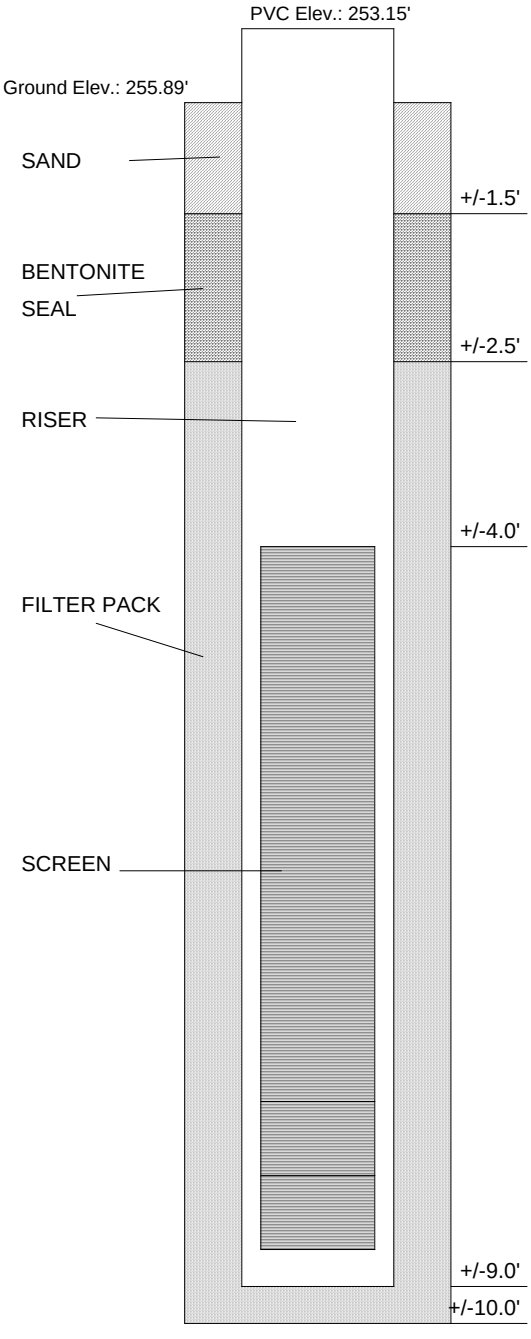

NOT TO SCALE

INSPECTOR: Austin Meys
DRILLING CONTRACTOR: Northeastern Environmental Technologies Corp.

TYPE OF WELL: Monitoring Well
STATIC WATER LEVEL 2.74' **DATE:** 07/28/2017
MEASURING POINT: Top of PVC
TOTAL DEPTH OF WELL: +/-10.0
TOTAL DEPTH OF BORING: +/-10.0'

DRILLING METHOD:
TYPE: Direct Push **DIAMETER:** 2.0"
CASING: N/A

SAMPLING METHOD:
TYPE: Macro Core **DIAMETER:** 2.0"
WEIGHT: N/A **FALL:** N/A
INTERVAL: Continous

RISER PIPE LEFT IN PLACE:
MATERIAL Sch40PVC **DIAMETER:** 1.0"
LENGTH: +/-5.0' **JOINT TYPE** Flush Thread

SCREEN:
MATERIAL Sch40PVC **DIAMETER:** 1.0"
SLOT SIZE: 10 Slot **INTERVAL:** +/- 4.0 -9.0'
STRATEGIC UNIT SCREENED: N/A

FILTER PACK:
TYPE: Sand
GRADE: #2
AMOUNT: 15 lbs. **INTERVAL:** +/-2.5 - 9.0'

SEAL (S):
TYPE: Benotnite **INTERVAL:** +/-1.5' - 2.5'
TYPE: Sand **INTERVAL:** +/- 0.0 - 1.5'
TYPE: **INTERVAL:**

NOTES:

Shipping Address: 1476 Route 50 Ballston Spa, NY 12020 (518) 884-8545 - Phone
Mailing Address: P.O. Box 2167 Malta, NY 12020 (518) 884-9710 - Fax

NORTHEASTERN ENVIRONMENTAL TECHNOLOGIES

MONITORING WELL COMPLETION LOG

WELL NO. **NW-1**

PROJECT: 125 Bath Street, Ballston Spa, NY
CLIENT: Angelica Textile Services
PROJECT NO. 15.0918304

DATE DRILLED: 04/17/2017
DATE DEVELOPED: 07/31/2017

WELL CONSTRUCTION DETAIL

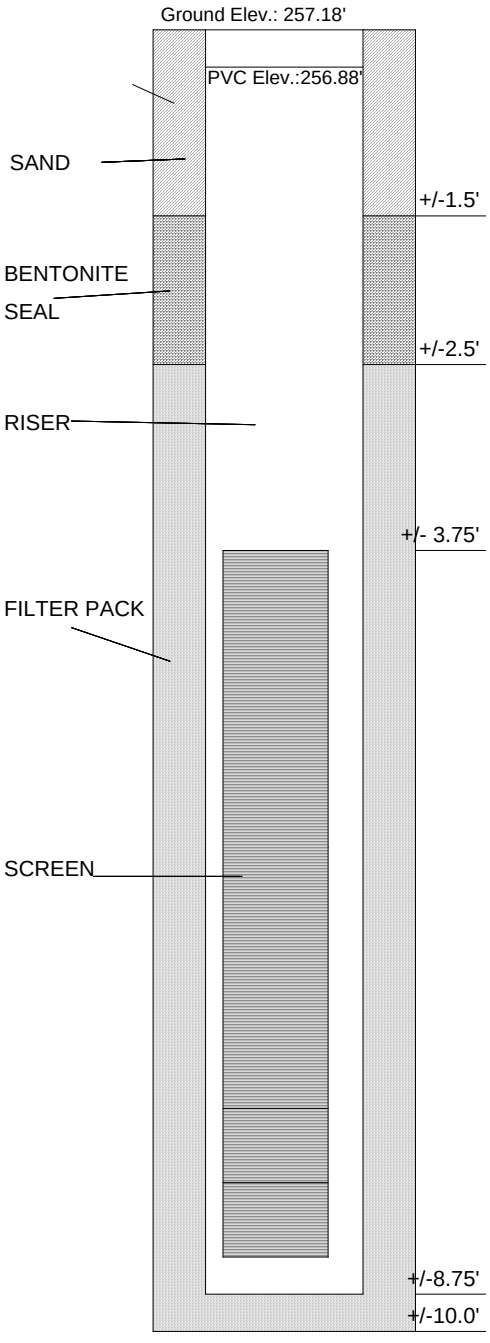

NOT TO SCALE

INSPECTOR: Austin Meys
DRILLING CONTRACTOR Northeastern Environmental Technologies Corp.

TYPE OF WELL Monitoring Well
STATIC WATER LEVE 3.22' **DATE:** 07/28/2017
MEASURING POINT Top of PVC
TOTAL DEPTH OF WELL +/-8.75'
TOTAL DEPTH OF BORING: +/-10'

DRILLING METHOD:
TYPE: Direct Push **DIAMETER** 2.0"
CASING: N/A

SAMPLING METHOD:
TYPE: Macro Core **DIAMETER** 2.0"
WEIGHT: N/A **FALL:** N/A
INTERVAL: Continous

RISER PIPE LEFT IN PLACE:
MATERIA Sch40PVC **DIAMETER** 1.0"
LENGTH: +/- 3.25' **JOINT TYP** Flush Thread

SCREEN:
MATERIA Sch40PVC **DIAMETER** 1.0"
SLOT SIZE: 10 Slot **INTERVAL:** +/-3.75 - 8.75'
STRATEGIC UNIT SCREENE N/A

FILTER PACK:
TYPE: Sand
GRADE: #2
AMOUNT 25 lbs. **INTERVAL:** +/-1.75 - 8.75'

SEAL (S):
TYPE: Benotnite **INTERVAL:** +/-0.75' - 1.75'
TYPE: Sand **INTERVAL:** +/- 0.0 - 0.75'
TYPE: **INTERVAL:**

NOTES:

Shipping Address: 1476 Route 50 Ballston Spa, NY 12020 (518) 884-8545 - Phone
Mailing Address: P.O. Box 2167 Malta, NY 12020 (518) 884-9710 - Fax

NORTHEASTERN ENVIRONMENTAL TECHNOLOGIES

MONITORING WELL COMPLETION LOG

WELL NO. **USB-2**

PROJECT: 125 Bath Street, Ballston Spa, NY
CLIENT: Angelica Textile Services
PROJECT NO. 15.0918304

DATE DRILLED: 07/06/2017
DATE DEVELOPED: NA

WELL CONSTRUCTION DETAIL

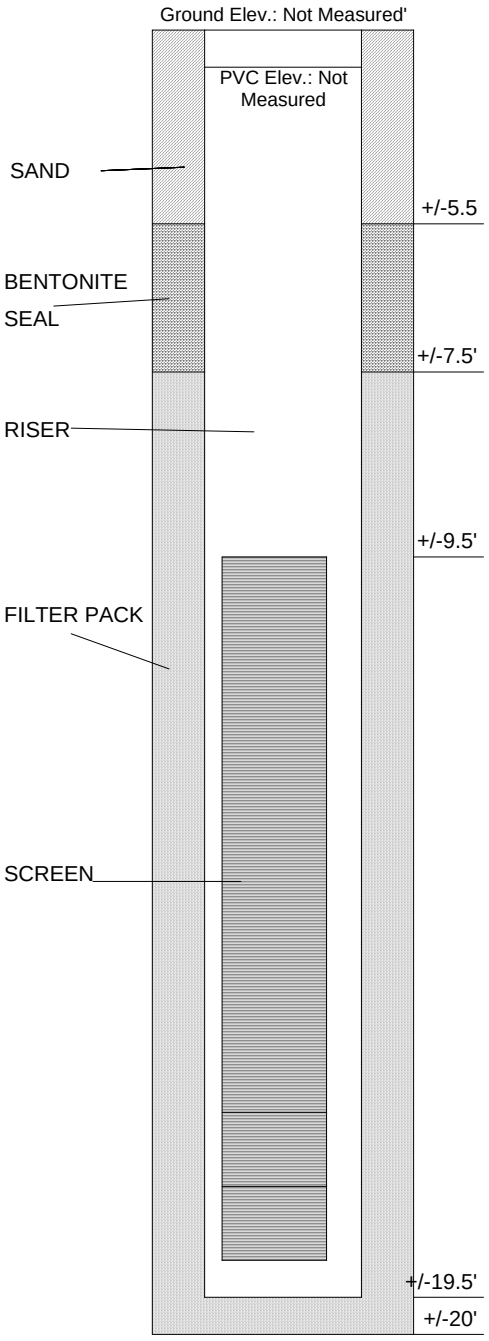

NOT TO SCALE

INSPECTOR: Robert Gray
DRILLING CONTRACTOF Northeastern Environmental Technologies Corp.

TYPE OF WEL Monitoring Well

STATIC WATER LEVE Not Measured **DATE:** -----
MEASURING POINT Top of PVC
TOTAL DEPTH OF WELL +/-19.5'
TOTAL DEPTH OF BORING: +/-20.0'

DRILLING METHOD:
TYPE: Direct Push **DIAMETER** 2.0"
CASING: N/A

SAMPLING METHOD:
TYPE: Macro Core **DIAMETER** 2.0"
WEIGHT: N/A **FALL:** N/A
INTERVAL: Continous

RISER PIPE LEFT IN PLACE:
MATERIA Sch40PVC **DIAMETER** 1.0"
LENGTH: +/-10.0" **JOINT TYP** Flush Thread

SCREEN:
MATERIA Sch40PVC **DIAMETER** 1.0"
SLOT SIZE: 10 Slot **INTERVAL:** +/- 9.5 -19.5'
STRATEGIC UNIT SCREENE N/A

FILTER PACK:
TYPE: Sand
GRADE: #2
AMOUNT 35 lbs. **INTERVAL:** +/-7.5 - 19.5'

SEAL (S):
TYPE: Benotnite **INTERVAL:** +/-5.5' - 7.5'
TYPE: Sand **INTERVAL:** +/-0.0 - 5.5'
TYPE: **INTERVAL:**

NOTES:

Well destroyed prior to survey

Shipping Address: 1476 Route 50 Ballston Spa, NY 12020 (518) 884-8545 - Phone
Mailing Address: P.O. Box 2167 Malta, NY 12020 (518) 884-9710 - Fax

APPENDIX E

FIELD SAMPLING DATA SHEETS

Exhibit E-1

GROUNDWATER SAMPLING DATA SHEETS

WATER LEVEL MEASUREMENTS

PROJECT: 125 Bath Street
CLIENT: Angelica
WEATHER / TEMP: 75 °F Rainy
MEASURING DEVICE: Interface Probe / Horiba

SAMPLER: R. Gray
DATE: 7/27/17
TIME OF ARRIVAL:
TIME OF DEPARTURE:

Well Id	Depth to Product	Depth to Water	pH	Volume Bailed	Color/ Odor	Temp. - C	ORP	Conductivity MS/CM	Turbidity NTU	Dissolved Oxygen MG/L	TDS G/L	Salinity PPT	Spec.Gravity Seawater OT	Recovery Time	Sample Time	Sampling Depth*
BB-2	—	5.93														
		6.01	7.07		Clear	16.90	-40	0.816	47.2	7.89	0.542	0.3	0.2	+/- 100 mL per minute	11:51	10.0'
		6.04	7.09		No odors	15.45	-68	0.811	7.6	2.96	0.519	0.3	0.0		12:00	10.0'
		6.04	6.86			15.26	-70	0.809	6.9	7.55	0.518	0.3	0.0		12:05	10.0'
		6.07	6.74			15.12	-67	0.810	4.2	2.2	0.518	0.3	0.0		12:15	10.0'
		6.09	6.69	± 2.5 gal		14.69	-74	0.810	2.5	3.01	0.518	0.3	0.0		12:46	10.0'

* Groundwater samples should be allowed to recover to original elevation prior to sampling

Comments:

WATER LEVEL MEASUREMENTS

PROJECT: 125 Bath Street
CLIENT: Angelica
WEATHER / TEMP: 85 f Sunny
MEASURING DEVICE: Interface / Horiba

SAMPLER: R. Geary
DATE: 7/31/17
TIME OF ARRIVAL:
TIME OF DEPARTURE:

Well Id	Depth to Product	Depth to Water	pH	Volume Bailed	Color/ Odor	Temp. - C	ORP	Conductivity MS/CM	Turbidity NTU	Dissolved Oxygen MG/L	TDS G/L	Salinity PPT	Spec.Gravity Seawater OT	Recovery Time	Sample Time	Sampling Depth*
B4-1	—	4.18	7.57		Gray/tan No odors	15.50	-16	3.00	29.4	2.81	1.92	1.3	0.2	+/- 130 ml per min	8:20	10.0'
		8.89	7.39			15.06	-58	3.00	115	2.75	1.92	1.3	0.2		8:30	10.0'
		9.78	7.55			13.79	-86	2.97	51	2.12	1.90	1.4	0.4		8:35	10.0'
		10.73	7.56	+/- 1gal		13.97	-97	2.97	67.9	2.41	1.90	1.4	0.4		8:40	10.0'
NW-1	—	3.66	6.52		Gray/tan No odors	25.85	-1	2.30	42.1	7.65	1.48	0.8	0.0	+/- 40 ml per min	9:55	7.0'
		6.34	6.81			21.02	-12	2.44	103	5.19	1.58	0.9	0.0		10:00	7.0
		7.11	7.41			20.56	-54	2.59	203	5.77	1.66	1.0	0.0		10:15	7.0
		7.11	7.86			21.28	-16	2.87	167	9.24	1.84	1.1	0.0		10:35	7.0
		7.11	8.09			22.22	-1	3.08	84.1	10.21	1.97	1.2	0.0		10:55	7.0
		7.11	8.13			24.52	18	3.40	244	9.80	2.17	1.2	0.0		11:45	7.0
		7.11	8.34	+/- 1.25gal		25.84	17	3.72	200	8.45	2.08	1.3	0.0		1:20	7.0

* Groundwater samples should be allowed to recover to original elevation prior to sampling

Comments:

WATER LEVEL MEASUREMENTS

Sheet 1 of 1

PROJECT: 125 Bath Street
CLIENT: Angelica
WEATHER / TEMP: 75 Cloudy
MEASURING DEVICE: Interface Probe / Horiba

SAMPLER: R. Gray
DATE: 7/28/17
TIME OF ARRIVAL:
TIME OF DEPARTURE:

Well Id	Depth to Product	Depth to Water	pH	Volume Bailed	Color/ Odor	Temp. - C	ORP	Conductivity MS/CM	Turbidity NTU	Dissolved Oxygen MG/L	TDS G/L	Salinity PPT	Spec.Gravity Seawater OT	Recovery Time	Sample Time	Sampling Depth*
MW-6	–	5.63	6.78		Gray/Tan No odor	17.92	57	0.953	682	5.87	0.636	0.3	0.0	very Low	9:00	9.5'
		10.50	7.17			18.15	51	0.941	650	8.1	0.621	0.3	0.0		9:10	10.5'
		11.82	6.99			16.51	39	0.966	>800	8.23	0.641	0.3	0.0		9:20	11.82'
		12.52	Sedimentation of Flow Cell & Tubing. Abandon Low flow sampling Technique.												9:25	12.52'
NE-1	–	2.74			Gray/Tan No odor											
		5.55	8.71			19.17	25	0.343	150	7.15	.255	0.1	0.0	½ 40ml Per min	9:50	6'
		7.89	9.03			19.47	16	0.359	>800	8.12	.233	0.1	0.0		10:00	8'
		8.09	9.10			19.62	11	0.360	641	5.42	.235	0.1	0.0		10:10	8.29
		8.29	9.12			21.43	13	0.374	7800	8.64	.244	0.1	0.0		10:20	8.29
		8.29	9.16			22.34	12	0.382	>800	5.36	.280	0.1	0.0		11:00	8.29
		8.29	9.09			24.62	3	0.434	>800	3.34	.283	0.1	0.0		12:00	8.29
		8.29	8.74	½ 1.25 gal		25.62	57	0.422	>800	7.06	.274	0.1	0.0		1:00	8.29

* Groundwater samples should be allowed to recover to original elevation prior to sampling

Comments:

Exhibit E-2

SUB SLAB IMPLANT INTEGRITY CHECK SHEET

TO-15 IMPLANT INTEGRITY CHECK

Sheet 1 of 1

PROJECT: 125 Bath Street

CLIENT: JJB 125 Bath LLC

DATE: 3/29/19 - 3/30/19

WEATHER: _____

IMPLANT ID	TIME	INITIAL IMPLANT PID	INITIAL ENCLOSURE PID	PRE SAMPLING IMPLANT INTEGRITY CHECK				POST SAMPLING IMPLANT INTEGRITY CHECK			
				PID START TIME	PID STOP TIME	IMPLANT PID	ENCLOSURE PID	PID START TIME	PID STOP TIME	IMPLANT PID	ENCLOSURE PID
SS	11:00	0.8 ppm	18.2 ppm	11:03	11:15	0.8 ppm	20.2 ppm				
SS	10:30	0.6 ppm	17.4 ppm					10:32	10:42	0.7 ppm	19.4 ppm

Exhibit E-3

INDOOR AIR QUALITY QUESTIONNAIRE AND BUILDING INVENTORY

NEW YORK STATE DEPARTMENT OF HEALTH
INDOOR AIR QUALITY QUESTIONNAIRE AND BUILDING INVENTORY
CENTER FOR ENVIRONMENTAL HEALTH

This form must be completed for each residence involved in indoor air testing.

Preparer's Name Robert Gray Date/Time Prepared 3/29/19 12:30pm

Preparer's Affiliation NETC Phone No. 518-884-8545

Purpose of Investigation Soil Vapor Risk Assessment

1. OCCUPANT:

Interviewed: Y / (N)

Last Name: _____ First Name: _____

Address: _____

County: _____

Home Phone: _____ Office Phone: _____

Number of Occupants/persons at this location 0 Age of Occupants N/A

2. OWNER OR LANDLORD: (Check if same as occupant ___)

Interviewed: Y (N)

Last Name: _____ First Name: _____

Address: _____

County: _____

Home Phone: _____ Office Phone: _____

3. BUILDING CHARACTERISTICS

Type of Building: (Circle appropriate response)

Residential	School	Commercial/Multi-use
(Industrial)	Church	(Other) Vacant Former Industrial

If the property is residential, type? (Circle appropriate response) N/A

Ranch	2-Family	3-Family
Raised Ranch	Split Level	Colonial
Cape Cod	Contemporary	Mobile Home
Duplex	Apartment House	Townhouses/Condos
Modular	Log Home	Other:_____

If multiple units, how many? _____

If the property is commercial, type?

Business Type(s) Former Tannery & Laundry

Does it include residences (i.e., multi-use)? Y / (N) If yes, how many? _____

Other characteristics:

Number of floors 2 Building age Circa 1945

Is the building insulated? Y / N How air tight? Tight / Average / Not Tight

4. AIRFLOW

Use air current tubes or tracer smoke to evaluate airflow patterns and qualitatively describe:

Airflow between floors

—

Airflow near source

—

Outdoor air infiltration

Broken windows on first & 2nd floors

Infiltration into air ducts

—

5. BASEMENT AND CONSTRUCTION CHARACTERISTICS (Circle all that apply)

a. Above grade construction:	wood frame	concrete	stone	brick
b. Basement type:	full	crawlspace	slab	other Partial
c. Basement floor:	concrete	dirt	stone	other _____
d. Basement floor:	uncovered	covered	covered with _____	
e. Concrete floor:	unsealed	sealed	sealed with Carpet / Rug, Tile	
f. Foundation walls:	poured	block	stone	other _____
g. Foundation walls:	unsealed	sealed	sealed with _____	
h. The basement is:	wet	damp	dry	moldy
i. The basement is:	finished	unfinished	partially finished	
j. Sump present?	Y / N			
k. Water in sump?	Y / N / not applicable			

Basement/Lowest level depth below grade: 8' (feet)

Identify potential soil vapor entry points and approximate size (e.g., cracks, utility ports, drains)

Cracks Drains

6. HEATING, VENTING and AIR CONDITIONING (Circle all that apply)

Type of heating system(s) used in this building: (circle all that apply – note primary)

Hot air circulation	Heat pump	Hot water baseboard	
Space Heaters	Stream radiation	Radiant floor	
Electric baseboard	Wood stove	Outdoor wood boiler	Other Hot water Boiler

The primary type of fuel used is:

Natural Gas	Fuel Oil	Kerosene
Electric	Propane	Solar
Wood	Coal	

Domestic hot water tank fueled by: Nat Gas

Boiler/furnace located in:	Basement	Outdoors	Main Floor	Other _____
Air conditioning:	Central Air	Window units	Open Windows	None

Are there air distribution ducts present? Y / (N)

Describe the supply and cold air return ductwork, and its condition where visible, including whether there is a cold air return and the tightness of duct joints. Indicate the locations on the floor plan diagram.

N/A

7. OCCUPANCY

Is basement/lowest level occupied? Full-time Occasionally Seldom (Almost Never)

Level	**General Use of Each Floor (e.g., familyroom, bedroom, laundry, workshop, storage)**
Basement	Crawl Space N/A
1st Floor	Vacant
2nd Floor	Vacant
3rd Floor	
4th Floor	

8. FACTORS THAT MAY INFLUENCE INDOOR AIR QUALITY

a. Is there an attached garage? Y / (N)

b. Does the garage have a separate heating unit? Y / (N) / NA

c. Are petroleum-powered machines or vehicles stored in the garage (e.g., lawnmower, atv, car) (Y) / N / NA Please specify Fork Lift

d. Has the building ever had a fire? Y / N When? Unknown

e. Is a kerosene or unvented gas space heater present? Y / (N) Where? No

f. Is there a workshop or hobby/craft area? Y / (N) Where & Type? _____

g. Is there smoking in the building? Y / (N) How frequently? _____

h. Have cleaning products been used recently? Y / (N) When & Type? _____

i. Have cosmetic products been used recently? Y / (N) When & Type? _____

j. Has painting/staining been done in the last 6 months? Y / (N) Where & When? _____

k. Is there new carpet, drapes or other textiles? Y / (N) Where & When? _____

l. Have air fresheners been used recently? Y / (N) When & Type? _____

m. Is there a kitchen exhaust fan? Y / (N) If yes, where vented? _____

n. Is there a bathroom exhaust fan? Y / N If yes, where vented? Unknown

o. Is there a clothes dryer? (Y) / N If yes, is it vented outside? (Y) N

p. Has there been a pesticide application? Y / (N) When & Type? _____

Are there odors in the building? Y / (N)
If yes, please describe: _____

Do any of the building occupants use solvents at work? Y (N)
(e.g., chemical manufacturing or laboratory, auto mechanic or auto body shop, painting, fuel oil delivery, boiler mechanic, pesticide application, cosmetologist

If yes, what types of solvents are used? _____

If yes, are their clothes washed at work? Y (N)

Do any of the building occupants regularly use or work at a dry-cleaning service? (Circle appropriate response)

Yes, use dry-cleaning regularly (weekly) (No)
Yes, use dry-cleaning infrequently (monthly or less) Unknown
Yes, work at a dry-cleaning service

Is there a radon mitigation system for the building/structure? Y (N) Date of Installation: _____
Is the system active or passive? Active/Passive

9. WATER AND SEWAGE

Water Supply: (Public Water) Drilled Well Driven Well Dug Well Other: _____

Sewage Disposal: (Public Sewer) Septic Tank Leach Field Dry Well Other: _____

10. RELOCATION INFORMATION (for oil spill residential emergency)

a. Provide reasons why relocation is recommended: N/A

b. Residents choose to: remain in home relocate to friends/family relocate to hotel/motel

c. Responsibility for costs associated with reimbursement explained? Y / N

d. Relocation package provided and explained to residents? Y / N

11. FLOOR PLANS

Draw a plan view sketch of the basement and first floor of the building. Indicate air sampling locations, possible indoor air pollution sources and PID meter readings. If the building does not have a basement, please note.

Basement:

SEE Report Figures

First Floor:

SEE Report Figures

12. OUTDOOR PLOT

Draw a sketch of the area surrounding the building being sampled. If applicable, provide information on spill locations, potential air contamination sources (industries, gas stations, repair shops, landfills, etc.), outdoor air sampling location(s) and PID meter readings.

Also indicate compass direction, wind direction and speed during sampling, the locations of the well and septic system, if applicable, and a qualifying statement to help locate the site on a topographic map.



13. PRODUCT INVENTORY FORM

Make & Model of field instrument used: RAE 3000

List specific products found in the residence that have the potential to affect indoor air quality.

Location	Product Description	Size (units)	Condition*	Chemical Ingredients	Field Instrument Reading (units)	Photo ** Y / N
Maintenance Room	Various household Cleaners & Detergents	1 qt	U	Typical of Cleaners	0.0	Y

* Describe the condition of the product containers as **Unopened (UO), Used (U),** or **Deteriorated (D)**
** Photographs of the **front and back** of product containers can replace the handwritten list of chemical ingredients. However, the photographs must be of good quality and ingredient labels must be legible.



APPENDIX F

ANALYTICAL RESULTS

Exhibit F-1

DATA USER SUMMARY REPORTS

DATA USABILITY SUMMARY REPORT (DUSR)
Semi-Volatile Organic Compounds
EPA Method SW-846 8270D
EPA Region 2

Site: Angelic Textile Services	SDG #: GBY06958
Laboratory: Phoenix Environmental Laboratories, Inc.	Date: 7/14/2017
KOMAN Government Solutions, LLC Reviewer: Sherri Pullar	Project: 3004-003
Evaluating Document(s): USEPA Region-II SOP HW-35A, Revision 0, June 2015, Semi-volatile Data Validation	NYSDEC, Analytical Services Protocol (ASP) Format

Client Sample ID	Lab Sample ID	Date Sampled	Analysis	Matrix
B4-1 S-1	BY06958	04/14/2016	SVOCs	Soil
B4-1 S-2	BY06959	04/14/2016	SVOCs	Soil
B3-2 S-1	BY06961	04/14/2016	SVOCs	Soil
B3-2 S-2	BY06962	04/14/2016	SVOCs	Soil
B2-1 S-1	BY06966	04/14/2016	SVOCs	Soil
SW-1 S-3	BY06969	04/14/2016	SVOCs	Soil
MW-6 S-1	BY06970	04/14/2016	SVOCs	Soil
FD-4 S-1	BY06975	04/17/2016	SVOCs	Soil
FD-1	BY06980	04/17/2016	SVOCs	Soil

Summary - Data validation was performed on the data for nine (9) samples collected and submitted for Semi-Volatile Organic (SVOC) analysis by EPA Method SW-846 8270D.

Narrative and Completeness Review – The Chains-of custody (COCs), case narrative, and data package were checked for completeness. No discrepancies were noted.

Sample Delivery and Condition – All samples arrived at the laboratory on 04/19/2017 in acceptable condition and temperature and were properly preserved. Proper custody was documented.

Qualification: None required.

Holding Times – All samples were extracted within 14 days from sample collection and analyzed within the 40-days following sample extraction.

Qualification: None required.

GC/MS Tuning – DFTPP tunes in the initial and continuing calibrations met the percent relative abundance criteria.

Qualification: None required.

Initial Calibration – Appropriate initial calibrations were performed for each analyte. The laboratory calculated percent relative standard deviation (%RSD) of the relative response factor (RRFs). The %RSDs and RRFs were within the method and validation criteria for the target compounds.

Qualification: None required.

Initial and Continuing Calibration Verification (ICV and CCV) – The ICVs and CCVs were performed at the required frequency. The percent differences (%Ds) between the RRFs in the initial calibration and the ICVs or CCVs for the target analytes were within the method and validation acceptance criteria with the exception of a few compounds. 2,4-Dinitrophenol (48.8%)in the ICV; results for 2,4-dinitrophenol were non-detect no qualifications were required. Hexachlorocyclopentadiene (94.5%), 2,4-dinitrophenol (92.1%), 4,6-dinitro-2-methylphenol (89.6%) in the CCVs for instrument CHEM06 and 2,4,5-trichlorophenol (-20.6%), 2,6-dinitrotoluene (20.7%), and acenaphthylene (20.9%) in the CCVs for instrument CHEM27.

Qualification: Results for 2,4-dinitrophenol, hexachlorocyclopentadiene, 4,6-dinitro-2-methylphenol were qualified as estimated (UJ/J) in Samples B4-1 S-1, B4-1 S-2, B3-2 S-1, SW-1 S-3, MW-6 S-1, FD-4 S-1, FD-1, and B3-2 S-2 (Hexachlorocyclopentadiene was qualified as rejected (R) due to zero MS/MSD recovery). Results for 2,4,5-trichlorophenol, 2,6-dinitrotoluene, and acenaphthylene were qualified as estimated (UJ) in Sample B2-1 S-1. in Sample B3-2 S-2.

Internal Standards – The internal standard areas and retention times were within the method specific acceptance.

Qualification: None required.

Surrogates – Surrogate recoveries were within the control limits.

Qualification: None required.

Laboratory Control Sample/Laboratory Control Sample Duplicate – Percent recoveries for the LCS/LCSD BY06962 were within %R/RPD control limits with the exception of pyridine (29%, 28%), benzoic acid (5%, 6%), 2,4-dinitrophenol (5%, 9%), 4,6-Dinitro-2-methylphenol (20%, 27%), and benzidine (11%, 9%).

Qualification: Results for pyridine, benzoic acid, 2,4-dinitrophenol, 4,6-Dinitro-2-methylphenol, and benzidine were qualified as estimated (UJ/J) in Samples B4-1 S-1, B4-1 S-2, B3-2 S-1, B3-2 S-2, SW-1 S-3, MW-6 S-1, FD-4 S-1, and FD-1.

Matrix Spike/Matrix Spike Duplicate – Sample B3-2 S-2 (Lab Sample ID: BY06962) was spiked and analyzed as matrix spike/matrix spike duplicate samples. The %Rs for pyridine (28%), benzoic acid (7%, 8%), hexachlorocyclopentadiene (0%, 0%) and benzidine (14%, 11%) were outside the control limits.

Qualification: Results for pyridine, benzoic acid, benzidine were qualified as estimated (UJ) in Sample B3-2 S-2. Hexachlorocyclopentadiene was qualified as rejected (R) in Sample B3-2 S-2.

Method Blanks – The method blanks prepared and analyzed with these sample were free of contamination.

Qualification: None required.

Field Blanks – No field blank samples were submitted with this SDG.

Qualification: None required.

Field Duplicate – No field duplicates were submitted with this SDG.

Qualification: None required.

Compound Quantitation – Sample B2-1 S-1 (Lab Sample ID: BY06966), required dilution of 10 times due to high level of target SVOCs. Analyte non-detections were reported as "U." Analyte detections below the LOQ were reported as J qualified results. These J qualifiers were retained unless superseded by a more severe qualifier.

Qualification: None required.

Electronic Data Deliverable Review –Regarding results on QC summary forms versus included raw data, due to calculations made at the instrument where many significant figures may be used, there may be slight discrepancies between the summary report result and that recorded on the raw data. This does not affect data usability. Results and sample IDs in the EDD were reviewed against the information provided by the associated Level IV report at a minimum of 20% as part of the data validation process. No discrepancies were identified between the Level IV report and the EDD.

Qualification: None required.

Qualification Summary Table - Hexachlorocyclopentadiene in Sample B3-2 S-2 was not usable. The rest of the SVOC results reported in this SDG are acceptable with the noted qualifications. Summary of the qualified data is listed in the Data Summary Table for SDG: GBY06958. Validation qualifiers (if required) were entered into the EDD for SDG: GBY06958. The data may be used for its intended purpose.

DATA USABILITY SUMMARY REPORT (DUSR)
Volatile Organic Compounds
EPA Method SW-846 8260C
EPA Region 2

Site: Angelic Textile Services	SDG #: GBY06958
Laboratory: Phoenix Environmental Laboratories, Inc.	Date: 7/14/2017
KOMAN Government Solutions, LLC Reviewer: Sherri Pullar	Project: 3004-003
Evaluating Document(s): USEPA Region-II SOP HW-33A, Revision 0, July 2015, SOM02.2, Low/Medium Volatile Data Validation	NYSDEC, Analytical Services Protocol (ASP) Format

Client Sample ID	Lab Sample ID	Date Sampled	Analysis	Matrix
B4-1 S-1	BY06958	04/14/2016	VOCs	Soil
B4-1 S-2	BY06959	04/14/2016	VOCs	Soil
B3-2 S-1	BY06961	04/14/2016	VOCs	Soil
B3-2 S-2	BY06962	04/14/2016	VOCs	Soil
B2-1 S-1	BY06966	04/14/2016	VOCs	Soil
SW-1 S-3	BY06969	04/14/2016	VOCs	Soil
MW-6 S-1	BY06970	04/14/2016	VOCs	Soil
FD-4 S-1	BY06975	04/17/2016	VOCs	Soil
FD-1	BY06980	04/17/2016	VOCs	Soil

Summary - Data validation was performed on the data for nine (9) samples collected and submitted for VOCs by EPA Method SW-846 8260C.

Narrative and Completeness Review – The case narrative and data package were checked for completeness. No discrepancies were noted.

Sample Delivery and Condition – All samples arrived at the laboratory on 04/19/2017 in acceptable condition and temperature and were properly preserved. Proper custody was documented.

Qualification: None required.

Holding Times – All samples were analyzed within the 14-day holding time required for soil samples.

Qualification: None required.

Instrument Performance Check – Instrument performance check sample was analyzed at the beginning of each 12-hour period during sample analysis. Samples were analyzed within the 12-hour period. The method ion abundance criteria were met for bromofluorobenzene (BFB).

Qualification: None required.

Initial Calibration – Appropriate initial calibrations were performed for each analyte. The laboratory calculated percent relative standard deviation (%RSD) of the relative response factor (RRFs). The %RSDs and RRFs were within the method and validation criteria for the target compounds.

Qualification: None required.

Initial and Continuing Calibration Verification (ICV and CCV) – The ICVs and CCVs were performed at the required frequency. The percent differences (%Ds) between the RRFs in the initial calibration and the ICVs or CCVs for the target analytes were within the method and validation acceptance criteria.

Qualification: None required.

Internal Standards – The internal standard areas and retention times were within the method specific acceptance criteria except for 1,4-dichlorobenzene-d4 in samples B3-2 S-2 LL, B3-2 S-1 LL, and FD-4 S-1 LL. These sample were also run at high level and were within the method specific acceptance criteria. Sample results associated with 1,4-dichlorobenzene-d4 were reported from the high level run, therefore, no qualifications were required.

Qualification: None required.

Surrogates – Surrogate recoveries were within the control limits.

Qualification: None required.

Laboratory Control Sample/Laboratory Control Sample Duplicate – Percent recoveries for the LCS/LCSD BY06962 were within %R/RPD control limits.

Qualification: None required.

– Percent recoveries for the LCS/LCSD BY08831 were within %R/RPD control limits.

Qualification: None required.

– Percent recoveries for the LCS/LCSD BY09784 were within %R/RPD control limits.

Qualification: None required.

Matrix Spike/Matrix Spike Duplicate – Sample B3-2 S-2 (Lab Sample ID: BY06962) was spiked and analyzed as matrix spike/matrix spike duplicate samples. The %Rs for trichlorofluoromethane (68%, 69%) and acetone (64%) were outside the control limits.

Qualification: Acetone was qualified as estimated (J) in Sample B3-2 S-2. Trichlorofluoromethane was qualified as estimated (UJ) in Sample B3-2 S-2.

Method Blanks – The method blanks prepared and analyzed with these sample were free of contamination.

Qualification: None required.

Field Blanks – No field blank samples were submitted with this SDG.

Qualification: None required.

Field Duplicate – No field duplicates were submitted with this SDG.

Qualification: None required.

Compound Quantitation – Samples B2-1 S-1, B3-2-S-1, B3-2 S-2, B4-1 S-1, FD-1, FD-4 S-1, and SW-1 S-3 (Lab Sample ID: BY06966, BY06961, BY06962, BY06958, BY06980, BY06975, and BY06969), required dilutions of 50 times due to high level of target VOCs. Analyte non-detections were reported as "U." Analyte detections below the LOD were reported as J qualified results. These J qualifiers were retained unless superseded by a more severe qualifier.

Qualification: None required.

Electronic Data Deliverable Review –Regarding results on QC summary forms versus included raw data, due to calculations made at the instrument where many significant figures may be used, there may be slight discrepancies between the summary report result and that recorded on the raw data. This does not affect data usability. Results and sample IDs in the EDD were reviewed against the information provided by the associated Level IV report at a minimum of 20% as part of the data validation process. No discrepancies were identified between the Level IV report and the EDD.

Qualification: None required.

Qualification Summary Table - The VOC results reported in this SDG are acceptable with the noted qualifications. Summary of the qualified data is listed in the Data Summary Table for SDG: GBY06958. Validation qualifiers (if required) were entered into the EDD for SDG: GBY06958. The data may be used for its intended purpose.

Pesticides/PCBs
SW846/8081B-8082A
USEPA Level II Review

Site: Angelic Textile Services	SDG: GBY06958
Laboratory: Phoenix Environmental Laboratories, Inc.	Date: 7/14/2017
KOMAN Government Solutions, LLC. Reviewer: Sherri Pullar	Project: 3004-003
Evaluating Document(s): USEPA Region-II SOP HW-37A, Revision 0, June 2015, PCB Data Validation and SOP HW-36A, Revision 0, June 2015, Pesticide Data Validation	NYSDEC, Analytical Services Protocol (ASP) Fo

Client Sample ID	Lab Sample ID	Date Sampled	Analysis	Matrix
B4-1 S-1	BY06958	04/14/2016	Pesticides/PCBs	Soil
B4-1 S-2	BY06959	04/14/2016	Pesticides/PCBs	Soil
B3-2 S-1	BY06961	04/14/2016	Pesticides/PCBs	Soil
B3-2 S-2	BY06962	04/14/2016	Pesticides/PCBs	Soil
B2-1 S-1	BY06966	04/14/2016	Pesticides/PCBs	Soil
SW-1 S-3	BY06969	04/14/2016	Pesticides/PCBs	Soil
MW-6 S-1	BY06970	04/14/2016	Pesticides/PCBs	Soil
FD-4 S-1	BY06975	04/17/2016	Pesticides/PCBs	Soil
FD-1	BY06980	04/17/2016	Pesticides/PCBs	Soil

Summary - Data validation was performed on the data for nine (9) samples submitted for Pesticide/PCBs analyses by EPA method SW846/8081B/8082A.

Narrative and Completeness Review – The case narrative and data package were checked for completeness. No discrepancies were noted.

Qualification: None required.

Sample Delivery and Condition – All samples arrived at the laboratory on 04/19/2017 in acceptable condition and temperature and were properly preserved. Proper custody was documented.

Qualification: None required

Holding Times – All samples were analyzed within the 14-day holding time required by the QAPP for preserved aqueous samples.

Qualification: None required

Initial Calibration – Appropriate initial calibrations were performed for each analyte. The laboratory calculated percent relative standard deviation (%RSD) of the relative response factor (RRFs). The %RSD and RRF were within the method criteria.

Qualification: None required.

Initial and Continuing Calibration Verification (ICV and CCV) – The ICVs and CCVs were performed at the required frequency. The percent differences (%Ds) between the RRFs in the initial calibration and the ICVs or CCVs were within the method acceptance criteria.

Qualification: None required.

Surrogates –The %R for surrogate, tetrachloro-m-xylene from sample B3-2 S-1 (BY06961) was below control limits on column A and sample B2-1 S-1 (BY06966) was above control limits on column A. Surrogate recoveries for all other samples were within the control limits.

Qualification: The non-detect pesticide/PCB results were qualified as estimated (UJ) and the positive pesticide/PCB results were qualified as estimated (J) in samples B3-2 S-1. Result for PCB-1254 in sample B2-1 S-1 was qualified as estimated (J).

Laboratory Control Sample – One LCS/LCSD pair were prepared and analyzed with these samples in prep batch BY06962. The %Rs and RPDs were within control limits for PCBs. RPDs were outside the control limits for pesticides: 4,4'-DDT (30.1%) and methoxychlor (45.2%). The %Rs and RPDs for the remaining pesticides compounds were within control limits. The results for 4,4'-DDT and methoxychlor in samples SW-1 S-3, MW-6 S-1, B4-1 S-2, and B3-2 S-2 were non-detect.

Qualification: None required.

MS/MSD – Sample B3-2 S-2 (Lab Sample ID: BY06962) was spiked and analyzed as matrix spike/matrix spike duplicate samples for both pesticides/PCBs. The MS/MSD %Rs/RPDs for PCB compounds were within control limits. The %Rs were all within control limits for pesticides. The RPD for gamma-BHC (31.4%) was outside the control limit. The %Rs and RPDs for the remaining pesticides compounds were within control limits. Gamma-BHC was not detected in sample B3-2 S-2.

Qualification: None required.

Method Blank –Method blanks prepared and analyzed for pesticides/PCBs were free of contamination.

Qualification: None required.

Field Duplicate – No field duplicates were submitted with this SDG.

Qualification: None required.

Compound Quantitation – All sediment samples required dilutions due to matrix effects; reporting limits for these samples were elevated accordingly. The sample analyte non-detections were reported as "U." Analyte detections below the LOD were reported as J qualified results. These J qualifiers were retained unless superseded by a more severe qualifier.

Qualification: None required.

Electronic Data Deliverable Review –Regarding results on QC summary forms versus included raw data, due to calculations made at the instrument where many significant figures may be used, there may be slight discrepancies between the summary report result and that recorded on the raw data. This does not affect data usability. Results and sample IDs in the EDD were reviewed against the information provided by the associated Level IV report at a minimum of 20% as part of the data validation process. No discrepancies were identified between the Level IV report and the EDD.

Qualification: None required.

Qualification Summary Table - The pesticide/PCB results reported in this SDG are acceptable with the noted qualifications. Summary of the qualified data is listed in the Data Summary Table for SDG: GBY06958. Validation qualifiers (if required) were entered into the EDD for SDG: GBY06958. The data may be used for its intended purpose.

Total and Dissolved Metals
SW 846/6010C/7471B
USEPA Level II Review

Site: Angelic Textile Services	SDG: GBY06958
Laboratory: Phoenix Environmental Laboratories, Inc.	Date: 7/14/2017
KOMAN Government Solutions, LLC. Reviewer: Sherri Pullar	Project: 3004-003
Evaluating Document(s): USEPA Region-II SOP No. HW-2a, Revision 0, July 2015, ICP-AES Data Validation and USEPA Region-II SOP No. HW-3c, Revision 0, July 2016, Mercury and Cyanide Data Validation	NYSDEC, Analytical Services Protocol (ASP) Format

Lab Sample ID	Client Sample ID	Collection Date	Analysis	Matrix
B4-1 S-1	BY06958	04/14/2016	Total Metals	Sediment
B4-1 S-2	BY06959	04/14/2016	Total Metals	Sediment
B3-2 S-1	BY06961	04/14/2016	Total Metals	Sediment
B3-2 S-2	BY06962	04/14/2016	Total Metals	Sediment
B2-1 S-1	BY06966	04/14/2016	Total Metals	Sediment
SW-1 S-3	BY06969	04/14/2016	Total Metals	Sediment
MW-6 S-1	BY06970	04/14/2016	Total Metals	Sediment
FD-4 S-1	BY06975	04/17/2016	Total Metals	Sediment
FD-1	BY06980	04/17/2016	Total Metals	Sediment

Summary – Data validation was performed on the data for nine (9) sediment samples collected submitted for total metals analysis by method SW6010C and mercury by SW7471B

Narrative and Completeness Review – The case narrative and data package were checked for completeness. No other discrepancies were noted.

Qualification: None required.

Sample Delivery and Condition – All samples arrived at the laboratory on 4/19/2017 in acceptable condition and temperature and were properly preserved. Proper custody was documented.

Qualification: None required

Holding Times – All samples were analyzed within the 6-month holding time.

Qualification: None required

Initial and Continuing Calibration Verification (ICV/CCV) – ICV and CCVs were within QC limits for ICP-AES and mercury.

Qualification: None required

CRQL Check Standard (CRI) – Iron (148%, 156%) exceeded the upper QC limit and mercury (68.8%) exceeded the lower QC limit. The remaining CRI %Rs were within the control limits.

Qualification: Results for iron in samples B3-2 S-1, B2-1 S-1, SW-1 S-3, MW-6 S-1, FD-4 S-1 were qualified as estimated (J).

ICP-AES Interference Check Sample –All ICS %R values were within the QC limits.

Qualification: None required.

Method Blanks (Preparation, ICB, and CCB) – Sodium (67 µg/L) was detected in one CCB. Results for sodium were greater than the CCB concentration. All other method blanks associated and analyzed with these samples were non-detect for all analytes.

Qualification: None required.

Laboratory Control Sample – The LCS recoveries (%R) for the all target analytes met the %R control limits.

Qualification: None required.

MS/MSD – Sample B3-2 S-2 (Lab Sample ID: BY06961) was spiked and analyzed as matrix spike/matrix spike duplicate samples. %R for potassium and manganese exceeded the upper control limits. The remaining %Rs and calculated RPDs were within control limits.

Qualification: Results for potassium and manganese in sample B3-2 S-2 were qualified as estimated (J).

Laboratory Duplicate– The laboratory duplicate Sample B3-2 S-2 (Lab Sample ID: BY06961). The RPD for mercury (44.4%) exceeded the QC limit. Remaining RPDs were within control limits.

Qualification: The result for mercury in sample B3-2 S-2 was qualified as estimated (J).

Field Duplicate – No field duplicates were submitted with this SDG.

Qualification: None required.

ICP-AES Serial Dilution – ICP serial dilution was performed on sample B3-2 S-2 (Lab Sample ID: BY06961). %Ds were within QC limits.

Qualification: None required.

Compound Quantitation – All sediment samples required dilutions (10x, 100x, and 1000x) due to matrix effects; reporting limits for the samples were elevated accordingly. The sample analyte non-detections were reported as "U." Analyte detections below the LOD were reported as J qualified results. These J qualifiers were retained unless superseded by a more severe qualifier.

Qualification: None required.

Electronic Data Deliverable Review –Regarding results on QC summary forms versus included raw data, due to calculations made at the instrument where many significant figures may be used, there may be slight discrepancies between the summary report result and that recorded on the raw data. This does not affect data usability. Results and sample IDs in the EDD were reviewed against the information provided by the associated Level IV report at a minimum of 20% as part of the data validation process. No discrepancies were identified between the Level IV report and the EDD.

Qualification: None required.

Qualification Summary Table - The metals (including mercury) results reported in this SDG are acceptable with the noted qualifications. Summary of the qualified data is listed in the Data Summary Table for SDG: GBY06958. Validation qualifiers (if required) were entered into the EDD for SDG: GBY06958. The data may be used for its intended purpose.

ANGELIC TEXTILE SERVICES
NEW YORK
DATA SUMMARY TABLE
SEDIMENT
SDG: GBY06958

Sample Name	Lab ID	Analytical Method	Analysis Date	Dilution Factor	Analyte	Result	Unit	Qualifier	MDL	RL
B4-1 S-1	BY06958	SW6010	4/25/2017	10	Aluminum	6310	mg/Kg		7.6	38
B4-1 S-1	BY06958	SW6010	4/25/2017	10	Iron	23000	mg/Kg		38	38
B4-1 S-1	BY06958	SW6010	4/25/2017	10	Lead	318	mg/Kg		3.8	7.6
B4-1 S-1	BY06958	SW6010	4/25/2017	10	Magnesium	6360	mg/Kg		38	38
B4-1 S-1	BY06958	SW6010	4/25/2017	10	Manganese	236	mg/Kg		3.8	3.8
B4-1 S-1	BY06958	SW6010	4/25/2017	10	Zinc	367	mg/Kg		3.8	7.6
B4-1 S-1	BY06958	SW6010	4/25/2017	10	Calcium	49300	mg/Kg		35	38
B4-1 S-1	BY06958	SW6010	4/26/2017	100	Chromium	2410	mg/Kg		38	38
B4-1 S-1	BY06958	SW8270	4/25/2017	1	Pyridine		ug/Kg	UJ	100	290
B4-1 S-1	BY06958	SW8270	4/25/2017	1	Benzoic acid		ug/Kg	UJ	830	2100
B4-1 S-1	BY06958	SW8270	4/25/2017	1	Benzidine		ug/Kg	UJ	250	420
B4-1 S-1	BY06958	E160.3	4/24/2017	1	SOLIDS, PERCENT	79	%			
B4-1 S-1	BY06958	SW6010	4/25/2017	1	Nickel	11.4	mg/Kg		0.38	0.38
B4-1 S-1	BY06958	SW6010	4/25/2017	1	Potassium	1120	mg/Kg		3.0	8
B4-1 S-1	BY06958	SW6010	4/25/2017	1	Silver		mg/Kg	U	0.38	0.38
B4-1 S-1	BY06958	SW6010	4/25/2017	1	Sodium	577	mg/Kg		3.3	8
B4-1 S-1	BY06958	SW6010	4/25/2017	1	Thallium		mg/Kg	U	1.5	1.5
B4-1 S-1	BY06958	SW6010	4/25/2017	1	Antimony	52.4	mg/Kg		1.9	1.9
B4-1 S-1	BY06958	SW6010	4/25/2017	1	Arsenic	12.8	mg/Kg		0.76	0.76
B4-1 S-1	BY06958	SW6010	4/25/2017	1	Barium	1240	mg/Kg		0.38	0.8
B4-1 S-1	BY06958	SW6010	4/25/2017	1	Beryllium	0.31	mg/Kg		0.15	0.31
B4-1 S-1	BY06958	SW6010	4/25/2017	1	Cadmium	0.92	mg/Kg		0.38	0.38
B4-1 S-1	BY06958	SW6010	4/25/2017	1	Cobalt	5.57	mg/Kg		0.38	0.38
B4-1 S-1	BY06958	SW6010	4/25/2017	1	Copper	121	mg/Kg		0.38	0.38
B4-1 S-1	BY06958	SW6010	4/25/2017	1	Vanadium	25.4	mg/Kg		0.38	0.38
B4-1 S-1	BY06958	SW6010	4/25/2017	1	Selenium		mg/Kg	U	1.3	1.5
B4-1 S-1	BY06958	SW7471	4/25/2017	1	Mercury	0.57	mg/Kg		0.02	0.03
B4-1 S-1	BY06958	SW8081	5/1/2017	10	Heptachlor epoxide		ug/Kg	U	41	41
B4-1 S-1	BY06958	SW8081	5/1/2017	10	Endosulfan sulfate		ug/Kg	U	41	41
B4-1 S-1	BY06958	SW8081	5/1/2017	10	Aldrin		ug/Kg	U	10	10
B4-1 S-1	BY06958	SW8081	5/1/2017	10	a-BHC		ug/Kg	U	21	21
B4-1 S-1	BY06958	SW8081	5/1/2017	10	b-BHC		ug/Kg	U	21	21
B4-1 S-1	BY06958	SW8081	5/1/2017	10	d-BHC		ug/Kg	U	21	21
B4-1 S-1	BY06958	SW8081	5/1/2017	10	Endosulfan II		ug/Kg	U	41	41
B4-1 S-1	BY06958	SW8081	5/1/2017	10	4,4' -DDT	140	ug/Kg		12	12
B4-1 S-1	BY06958	SW8081	5/1/2017	10	a-Chlordane		ug/Kg	U	21	21
B4-1 S-1	BY06958	SW8081	5/1/2017	10	g-Chlordane		ug/Kg	U	21	21

ANGELIC TEXTILE SERVICES
NEW YORK
DATA SUMMARY TABLE
SEDIMENT
SDG: GBY06958

Sample Name	Lab ID	Analytical Method	Analysis Date	Dilution Factor	Analyte	Result	Unit	Qualifier	MDL	RL
B4-1 S-1	BY06958	SW8081	5/1/2017	10	Endrin ketone		ug/Kg	U	41	41
B4-1 S-1	BY06958	SW8081	5/1/2017	10	Chlordane		ug/Kg	U	210	210
B4-1 S-1	BY06958	SW8081	5/1/2017	10	g-BHC		ug/Kg	U	8.3	8.3
B4-1 S-1	BY06958	SW8081	5/1/2017	10	Dieldrin		ug/Kg	U	10	10
B4-1 S-1	BY06958	SW8081	5/1/2017	10	Endrin		ug/Kg	U	21	21
B4-1 S-1	BY06958	SW8081	5/1/2017	10	Methoxychlor		ug/Kg	U	210	210
B4-1 S-1	BY06958	SW8081	5/1/2017	10	4,4' -DDD		ug/Kg	U	10	10
B4-1 S-1	BY06958	SW8081	5/1/2017	10	4,4' -DDE		ug/Kg	U	210	210
B4-1 S-1	BY06958	SW8081	5/1/2017	10	Endrin aldehyde		ug/Kg	U	41	41
B4-1 S-1	BY06958	SW8081	5/1/2017	10	Heptachlor		ug/Kg	U	41	41
B4-1 S-1	BY06958	SW8081	5/1/2017	10	Toxaphene		ug/Kg	U	830	830
B4-1 S-1	BY06958	SW8081	5/1/2017	10	Endosulfan I		ug/Kg	U	41	41
B4-1 S-1	BY06958	SW8082	5/1/2017	2	PCB-1260		ug/Kg	U	83	83
B4-1 S-1	BY06958	SW8082	5/1/2017	2	PCB-1254	260	ug/Kg		83	83
B4-1 S-1	BY06958	SW8082	5/1/2017	2	PCB-1268		ug/Kg	U	83	83
B4-1 S-1	BY06958	SW8082	5/1/2017	2	PCB-1221		ug/Kg	U	83	83
B4-1 S-1	BY06958	SW8082	5/1/2017	2	PCB-1232		ug/Kg	U	83	83
B4-1 S-1	BY06958	SW8082	5/1/2017	2	PCB-1248		ug/Kg	U	83	83
B4-1 S-1	BY06958	SW8082	5/1/2017	2	PCB-1016		ug/Kg	U	83	83
B4-1 S-1	BY06958	SW8082	5/1/2017	2	PCB-1262		ug/Kg	U	83	83
B4-1 S-1	BY06958	SW8082	5/1/2017	2	PCB-1242		ug/Kg	U	83	83
B4-1 S-1	BY06958	SW8260	4/25/2017	1	cis-1,3-Dichloropropene		ug/Kg	U	0.82	8.2
B4-1 S-1	BY06958	SW8260	4/25/2017	1	trans-1,3-Dichloropropene		ug/Kg	U	0.82	8.2
B4-1 S-1	BY06958	SW8260	4/25/2017	1	n-Propylbenzene		ug/Kg	U	1.6	8.2
B4-1 S-1	BY06958	SW8260	4/25/2017	1	n-Butylbenzene		ug/Kg	U	0.82	8.2
B4-1 S-1	BY06958	SW8260	4/25/2017	1	4-Chlorotoluene		ug/Kg	U	0.82	8.2
B4-1 S-1	BY06958	SW8260	4/25/2017	1	1,4-Dichlorobenzene		ug/Kg	U	0.82	8.2
B4-1 S-1	BY06958	SW8260	4/25/2017	1	1,2-Dibromoethane		ug/Kg	U	0.82	8.2
B4-1 S-1	BY06958	SW8260	4/25/2017	1	1,2-Dichloroethane		ug/Kg	U	0.82	8.2
B4-1 S-1	BY06958	SW8260	4/25/2017	1	Acrylonitrile		ug/Kg	U	1.6	16
B4-1 S-1	BY06958	SW8260	4/25/2017	1	4-Methyl-2-pentanone		ug/Kg	U	8.2	41
B4-1 S-1	BY06958	SW8260	4/25/2017	1	1,3,5-Trimethylbenzene		ug/Kg	U	0.82	8.2
B4-1 S-1	BY06958	SW8260	4/25/2017	1	Bromobenzene		ug/Kg	U	0.82	8.2
B4-1 S-1	BY06958	SW8260	4/25/2017	1	Toluene		ug/Kg	U	0.82	8.2
B4-1 S-1	BY06958	SW8260	4/25/2017	1	Chlorobenzene		ug/Kg	U	0.82	8.2
B4-1 S-1	BY06958	SW8260	4/25/2017	1	Tetrahydrofuran (THF)		ug/Kg	U	4.1	16
B4-1 S-1	BY06958	SW8260	4/25/2017	1	trans-1,4-dichloro-2-butene		ug/Kg	U	4.1	16

ANGELIC TEXTILE SERVICES
NEW YORK
DATA SUMMARY TABLE
SEDIMENT
SDG: GBY06958

Sample Name	Lab ID	Analytical Method	Analysis Date	Dilution Factor	Analyte	Result	Unit	Qualifier	MDL	RL
B4-1 S-1	BY06958	SW8260	4/25/2017	1	1,2,4-Trichlorobenzene		ug/Kg	U	1.6	8.2
B4-1 S-1	BY06958	SW8260	4/25/2017	1	Dibromochloromethane		ug/Kg	U	1.6	8.2
B4-1 S-1	BY06958	SW8260	4/25/2017	1	Tetrachloroethene		ug/Kg	U	1.6	8.2
B4-1 S-1	BY06958	SW8260	4/25/2017	1	sec-Butylbenzene		ug/Kg	U	0.82	8.2
B4-1 S-1	BY06958	SW8260	4/25/2017	1	1,3-Dichloropropane		ug/Kg	U	1.6	8.2
B4-1 S-1	BY06958	SW8260	4/25/2017	1	cis-1,2-Dichloroethene		ug/Kg	U	0.82	8.2
B4-1 S-1	BY06958	SW8260	4/25/2017	1	trans-1,2-Dichloroethene		ug/Kg	U	0.82	8.2
B4-1 S-1	BY06958	SW8260	4/25/2017	1	Methyl t-butyl ether (MTBE)		ug/Kg	U	1.6	16
B4-1 S-1	BY06958	SW8260	4/25/2017	1	m&p-Xylene		ug/Kg	U	1.6	8.2
B4-1 S-1	BY06958	SW8260	4/25/2017	1	2-Isopropyltoluene		ug/Kg	U	0.82	8.2
B4-1 S-1	BY06958	SW8260	4/25/2017	1	1,3-Dichlorobenzene		ug/Kg	U	0.82	8.2
B4-1 S-1	BY06958	SW8260	4/25/2017	1	Carbon tetrachloride		ug/Kg	U	1.6	8.2
B4-1 S-1	BY06958	SW8260	4/25/2017	1	1,1-Dichloropropene		ug/Kg	U	0.82	8.2
B4-1 S-1	BY06958	SW8260	4/25/2017	1	2-Hexanone		ug/Kg	U	8.2	41
B4-1 S-1	BY06958	SW8260	4/25/2017	1	2,2-Dichloropropane		ug/Kg	U	0.82	8.2
B4-1 S-1	BY06958	SW8260	4/25/2017	1	1,1,1,2-Tetrachloroethane		ug/Kg	U	1.6	8.2
B4-1 S-1	BY06958	SW8260	4/25/2017	1	Acetone	68	ug/Kg		8.2	41
B4-1 S-1	BY06958	SW8260	4/25/2017	1	Chloroform		ug/Kg	U	0.82	8.2
B4-1 S-1	BY06958	SW8260	4/25/2017	1	Benzene		ug/Kg	U	0.82	8.2
B4-1 S-1	BY06958	SW8260	4/25/2017	1	1,1,1-Trichloroethane		ug/Kg	U	0.82	8.2
B4-1 S-1	BY06958	SW8260	4/25/2017	1	Bromomethane		ug/Kg	U	3.3	8.2
B4-1 S-1	BY06958	SW8260	4/25/2017	1	Chloromethane		ug/Kg	U	1.6	8.2
B4-1 S-1	BY06958	SW8260	4/25/2017	1	Dibromomethane		ug/Kg	U	1.6	8.2
B4-1 S-1	BY06958	SW8260	4/25/2017	1	Bromochloromethane		ug/Kg	U	0.82	8.2
B4-1 S-1	BY06958	SW8260	4/25/2017	1	Chloroethane		ug/Kg	U	0.82	8.2
B4-1 S-1	BY06958	SW8260	4/25/2017	1	Vinyl chloride		ug/Kg	U	0.82	8.2
B4-1 S-1	BY06958	SW8260	4/25/2017	1	Methylene chloride		ug/Kg	U	8.2	8.2
B4-1 S-1	BY06958	SW8260	4/25/2017	1	Carbon Disulfide		ug/Kg	U	1.6	8.2
B4-1 S-1	BY06958	SW8260	4/25/2017	1	Bromoform		ug/Kg	U	1.6	8.2
B4-1 S-1	BY06958	SW8260	4/25/2017	1	Bromodichloromethane		ug/Kg	U	1.6	8.2
B4-1 S-1	BY06958	SW8260	4/25/2017	1	1,1-Dichloroethane		ug/Kg	U	1.6	8.2
B4-1 S-1	BY06958	SW8260	4/25/2017	1	1,1-Dichloroethene		ug/Kg	U	0.82	8.2
B4-1 S-1	BY06958	SW8260	4/25/2017	1	Dichlorodifluoromethane	2.0	ug/Kg	J	0.82	8.2
B4-1 S-1	BY06958	SW8260	4/25/2017	1	Trichlorotrifluoroethane		ug/Kg	U	0.82	8.2
B4-1 S-1	BY06958	SW8260	4/25/2017	1	1,2-Dichloropropane		ug/Kg	U	1.6	8.2
B4-1 S-1	BY06958	SW8260	4/25/2017	1	Methyl Ethyl Ketone		ug/Kg	U	8.2	49
B4-1 S-1	BY06958	SW8260	4/25/2017	1	1,1,2-Trichloroethane		ug/Kg	U	1.6	8.2

ANGELIC TEXTILE SERVICES
NEW YORK
DATA SUMMARY TABLE
SEDIMENT
SDG: GBY06958

Sample Name	Lab ID	Analytical Method	Analysis Date	Dilution Factor	Analyte	Result	Unit	Qualifier	MDL	RL
B4-1 S-1	BY06958	SW8260	4/25/2017	1	Trichloroethene		ug/Kg	U	0.82	8.2
B4-1 S-1	BY06958	SW8260	4/25/2017	1	1,1,2,2-Tetrachloroethane		ug/Kg	U	1.6	8.2
B4-1 S-1	BY06958	SW8260	4/25/2017	1	1,2,3-Trichlorobenzene		ug/Kg	U	1.6	8.2
B4-1 S-1	BY06958	SW8260	4/25/2017	1	Hexachlorobutadiene		ug/Kg	U	0.82	8.2
B4-1 S-1	BY06958	SW8260	4/25/2017	1	o-Xylene		ug/Kg	U	1.6	8.2
B4-1 S-1	BY06958	SW8260	4/25/2017	1	2-Chlorotoluene		ug/Kg	U	1.6	8.2
B4-1 S-1	BY06958	SW8260	4/25/2017	1	1,2-Dichlorobenzene		ug/Kg	U	0.82	8.2
B4-1 S-1	BY06958	SW8260	4/25/2017	1	1,2,4-Trimethylbenzene		ug/Kg	U	0.82	8.2
B4-1 S-1	BY06958	SW8260	4/25/2017	1	1,2-Dibromo-3-chloropropane		ug/Kg	U	1.6	8.2
B4-1 S-1	BY06958	SW8260	4/25/2017	1	1,2,3-Trichloropropane		ug/Kg	U	0.82	8.2
B4-1 S-1	BY06958	SW8260	4/25/2017	1	tert-Butylbenzene		ug/Kg	U	0.82	8.2
B4-1 S-1	BY06958	SW8260	4/25/2017	1	Isopropylbenzene		ug/Kg	U	0.82	8.2
B4-1 S-1	BY06958	SW8260	4/25/2017	1	p-Isopropyltoluene	1.5	ug/Kg	J	0.82	8.2
B4-1 S-1	BY06958	SW8260	4/25/2017	50	Ethylbenzene	93	ug/Kg	J	45	450
B4-1 S-1	BY06958	SW8260	4/25/2017	50	Styrene	120	ug/Kg	J	45	450
B4-1 S-1	BY06958	SW8260	4/25/2017	50	Trichlorofluoromethane	810	ug/Kg		90	450
B4-1 S-1	BY06958	SW8260	4/25/2017	50	Naphthalene	150	ug/Kg	J	90	450
B4-1 S-1	BY06958	SW8270	4/25/2017	1	4-Nitroaniline		ug/Kg	U	140	420
B4-1 S-1	BY06958	SW8270	4/25/2017	1	4-Nitrophenol		ug/Kg	U	190	420
B4-1 S-1	BY06958	SW8270	4/25/2017	1	4-Bromophenyl phenyl ether		ug/Kg	U	120	290
B4-1 S-1	BY06958	SW8270	4/25/2017	1	2,4-Dimethylphenol		ug/Kg	U	100	290
B4-1 S-1	BY06958	SW8270	4/25/2017	1	1,4-Dichlorobenzene		ug/Kg	U	120	290
B4-1 S-1	BY06958	SW8270	4/25/2017	1	4-Chloroaniline		ug/Kg	U	190	330
B4-1 S-1	BY06958	SW8270	4/25/2017	1	Phenol		ug/Kg	U	130	290
B4-1 S-1	BY06958	SW8270	4/25/2017	1	Bis(2-chloroethyl)ether		ug/Kg	U	110	210
B4-1 S-1	BY06958	SW8270	4/25/2017	1	Bis(2-chloroethoxy)methane		ug/Kg	U	120	290
B4-1 S-1	BY06958	SW8270	4/25/2017	1	Bis(2-ethylhexyl)phthalate	140	ug/Kg	J	120	290
B4-1 S-1	BY06958	SW8270	4/25/2017	1	Di-n-octylphthalate		ug/Kg	U	110	290
B4-1 S-1	BY06958	SW8270	4/25/2017	1	Hexachlorobenzene		ug/Kg	U	120	210
B4-1 S-1	BY06958	SW8270	4/25/2017	1	Anthracene	340	ug/Kg		140	290
B4-1 S-1	BY06958	SW8270	4/25/2017	1	1,2,4-Trichlorobenzene		ug/Kg	U	130	290
B4-1 S-1	BY06958	SW8270	4/25/2017	1	2,4-Dichlorophenol		ug/Kg	U	150	210
B4-1 S-1	BY06958	SW8270	4/25/2017	1	2,4-Dinitrotoluene		ug/Kg	U	160	210
B4-1 S-1	BY06958	SW8270	4/25/2017	1	1,2-Diphenylhydrazine		ug/Kg	U	140	290
B4-1 S-1	BY06958	SW8270	4/25/2017	1	Pyrene		ug/Kg	U	140	290
B4-1 S-1	BY06958	SW8270	4/25/2017	1	Dimethylphthalate		ug/Kg	U	130	290
B4-1 S-1	BY06958	SW8270	4/25/2017	1	Dibenzofuran		ug/Kg	U	120	290

ANGELIC TEXTILE SERVICES
NEW YORK
DATA SUMMARY TABLE
SEDIMENT
SDG: GBY06958

Sample Name	Lab ID	Analytical Method	Analysis Date	Dilution Factor	Analyte	Result	Unit	Qualifier	MDL	RL
B4-1 S-1	BY06958	SW8270	4/25/2017	1	Benzo(ghi)perylene	720	ug/Kg		140	290
B4-1 S-1	BY06958	SW8270	4/25/2017	1	Indeno(1,2,3-cd)pyrene	740	ug/Kg		140	290
B4-1 S-1	BY06958	SW8270	4/25/2017	1	Benzo(b)fluoranthene	810	ug/Kg		140	290
B4-1 S-1	BY06958	SW8270	4/25/2017	1	Fluoranthene	1900	ug/Kg		140	290
B4-1 S-1	BY06958	SW8270	4/25/2017	1	Benzo(k)fluoranthene	760	ug/Kg		140	290
B4-1 S-1	BY06958	SW8270	4/25/2017	1	Acenaphthylene	130	ug/Kg	J	120	290
B4-1 S-1	BY06958	SW8270	4/25/2017	1	Chrysene	890	ug/Kg		140	290
B4-1 S-1	BY06958	SW8270	4/25/2017	1	Bis(2-chloroisopropyl)ether		ug/Kg	U	120	290
B4-1 S-1	BY06958	SW8270	4/25/2017	1	Benzo(a)pyrene	670	ug/Kg		140	210
B4-1 S-1	BY06958	SW8270	4/25/2017	1	Dibenz(a,h)anthracene		ug/Kg	U	140	210
B4-1 S-1	BY06958	SW8270	4/25/2017	1	1,3-Dichlorobenzene		ug/Kg	U	120	290
B4-1 S-1	BY06958	SW8270	4/25/2017	1	Benz(a)anthracene	870	ug/Kg		140	290
B4-1 S-1	BY06958	SW8270	4/25/2017	1	4-Chloro-3-methylphenol		ug/Kg	U	150	290
B4-1 S-1	BY06958	SW8270	4/25/2017	1	2,6-Dinitrotoluene		ug/Kg	U	130	210
B4-1 S-1	BY06958	SW8270	4/25/2017	1	N-Nitrosodi-n-propylamine		ug/Kg	U	140	210
B4-1 S-1	BY06958	SW8270	4/25/2017	1	Aniline		ug/Kg	U	330	330
B4-1 S-1	BY06958	SW8270	4/25/2017	1	N-Nitrosodimethylamine		ug/Kg	U	120	290
B4-1 S-1	BY06958	SW8270	4/25/2017	1	Hexachloroethane		ug/Kg	U	130	210
B4-1 S-1	BY06958	SW8270	4/25/2017	1	4-Chlorophenyl phenyl ether		ug/Kg	U	140	290
B4-1 S-1	BY06958	SW8270	4/25/2017	1	Hexachlorocyclopentadiene		ug/Kg	UJ	130	290
B4-1 S-1	BY06958	SW8270	4/25/2017	1	Isophorone		ug/Kg	U	120	210
B4-1 S-1	BY06958	SW8270	4/25/2017	1	Pentachloronitrobenzene		ug/Kg	U	160	290
B4-1 S-1	BY06958	SW8270	4/25/2017	1	Acenaphthene	140	ug/Kg	J	130	290
B4-1 S-1	BY06958	SW8270	4/25/2017	1	Diethyl phthalate		ug/Kg	U	130	290
B4-1 S-1	BY06958	SW8270	4/25/2017	1	Di-n-butylphthalate		ug/Kg	U	110	290
B4-1 S-1	BY06958	SW8270	4/25/2017	1	Phenanthrene	1100	ug/Kg		120	290
B4-1 S-1	BY06958	SW8270	4/25/2017	1	Benzyl butyl phthalate		ug/Kg	U	110	290
B4-1 S-1	BY06958	SW8270	4/25/2017	1	N-Nitrosodiphenylamine		ug/Kg	U	160	290
B4-1 S-1	BY06958	SW8270	4/25/2017	1	Fluorene	140	ug/Kg	J	140	290
B4-1 S-1	BY06958	SW8270	4/25/2017	1	Carbazole		ug/Kg	U	170	210
B4-1 S-1	BY06958	SW8270	4/25/2017	1	Hexachlorobutadiene		ug/Kg	U	150	290
B4-1 S-1	BY06958	SW8270	4/25/2017	1	Pentachlorophenol	430	ug/Kg		160	250
B4-1 S-1	BY06958	SW8270	4/25/2017	1	2,4,6-Trichlorophenol		ug/Kg	U	130	210
B4-1 S-1	BY06958	SW8270	4/25/2017	1	2-Nitroaniline		ug/Kg	U	290	290
B4-1 S-1	BY06958	SW8270	4/25/2017	1	2-Nitrophenol		ug/Kg	U	260	290
B4-1 S-1	BY06958	SW8270	4/25/2017	1	Naphthalene		ug/Kg	U	120	290
B4-1 S-1	BY06958	SW8270	4/25/2017	1	2-Methylnaphthalene		ug/Kg	U	120	290

ANGELIC TEXTILE SERVICES
NEW YORK
DATA SUMMARY TABLE
SEDIMENT
SDG: GBY06958

Sample Name	Lab ID	Analytical Method	Analysis Date	Dilution Factor	Analyte	Result	Unit	Qualifier	MDL	RL
B4-1 S-1	BY06958	SW8270	4/25/2017	1	2-Chloronaphthalene		ug/Kg	U	120	290
B4-1 S-1	BY06958	SW8270	4/25/2017	1	3,3'-Dichlorobenzidine		ug/Kg	U	200	210
B4-1 S-1	BY06958	SW8270	4/25/2017	1	2-Methylphenol (o-cresol)		ug/Kg	U	200	290
B4-1 S-1	BY06958	SW8270	4/25/2017	1	1,2-Dichlorobenzene		ug/Kg	U	120	290
B4-1 S-1	BY06958	SW8270	4/25/2017	1	2-Chlorophenol		ug/Kg	U	120	290
B4-1 S-1	BY06958	SW8270	4/25/2017	1	1,2,4,5-Tetrachlorobenzene		ug/Kg	U	150	290
B4-1 S-1	BY06958	SW8270	4/25/2017	1	2,4,5-Trichlorophenol		ug/Kg	U	230	290
B4-1 S-1	BY06958	SW8270	4/25/2017	1	Acetophenone	400	ug/Kg		130	290
B4-1 S-1	BY06958	SW8270	4/25/2017	1	Nitrobenzene		ug/Kg	U	150	210
B4-1 S-1	BY06958	SW8270	4/25/2017	1	3-Nitroaniline		ug/Kg	U	830	420
B4-1 S-1	BY06958	SW8270	4/25/2017	1	3&4-Methylphenol (m&p-cresol)		ug/Kg	U	160	290
B4-1 S-1	BY06958	SW8270	4/25/2017	1	2,4-Dinitrophenol		ug/Kg	UJ	290	290
B4-1 S-1	BY06958	SW8270	4/25/2017	1	4,6-Dinitro-2-methylphenol		ug/Kg	UJ	83	250
B4-1 S-2	BY06959	SW6010	4/25/2017	10	Aluminum	14600	mg/Kg		7.4	37
B4-1 S-2	BY06959	SW6010	4/25/2017	10	Iron	32500	mg/Kg		37	37
B4-1 S-2	BY06959	SW6010	4/25/2017	10	Manganese	269	mg/Kg		3.7	3.7
B4-1 S-2	BY06959	SW8270	4/25/2017	1	Pyridine		ug/Kg	UJ	100	290
B4-1 S-2	BY06959	SW8270	4/25/2017	1	Benzoic acid		ug/Kg	UJ	830	2100
B4-1 S-2	BY06959	SW8270	4/25/2017	1	Benzidine		ug/Kg	UJ	240	410
B4-1 S-2	BY06959	E160.3	4/24/2017	1	SOLIDS, PERCENT	79	%			
B4-1 S-2	BY06959	SW6010	4/25/2017	1	Lead	4.0	mg/Kg		0.37	0.7
B4-1 S-2	BY06959	SW6010	4/25/2017	1	Magnesium	4470	mg/Kg		3.7	3.7
B4-1 S-2	BY06959	SW6010	4/25/2017	1	Nickel	16.1	mg/Kg		0.37	0.37
B4-1 S-2	BY06959	SW6010	4/25/2017	1	Potassium	2120	mg/Kg		2.9	7
B4-1 S-2	BY06959	SW6010	4/25/2017	1	Silver		mg/Kg	U	0.37	0.37
B4-1 S-2	BY06959	SW6010	4/25/2017	1	Sodium	1100	mg/Kg		3.2	7
B4-1 S-2	BY06959	SW6010	4/25/2017	1	Thallium		mg/Kg	U	1.5	1.5
B4-1 S-2	BY06959	SW6010	4/25/2017	1	Antimony		mg/Kg	U	1.9	1.9
B4-1 S-2	BY06959	SW6010	4/25/2017	1	Arsenic	4.97	mg/Kg		0.74	0.74
B4-1 S-2	BY06959	SW6010	4/25/2017	1	Barium	82.5	mg/Kg		0.37	0.7
B4-1 S-2	BY06959	SW6010	4/25/2017	1	Beryllium	0.88	mg/Kg		0.15	0.30
B4-1 S-2	BY06959	SW6010	4/25/2017	1	Cadmium		mg/Kg	U	0.37	0.37
B4-1 S-2	BY06959	SW6010	4/25/2017	1	Chromium	18.6	mg/Kg		0.37	0.37
B4-1 S-2	BY06959	SW6010	4/25/2017	1	Cobalt	13.3	mg/Kg		0.37	0.37
B4-1 S-2	BY06959	SW6010	4/25/2017	1	Copper	18.1	mg/Kg		0.37	0.37
B4-1 S-2	BY06959	SW6010	4/25/2017	1	Vanadium	49.4	mg/Kg		0.37	0.37
B4-1 S-2	BY06959	SW6010	4/25/2017	1	Zinc	59.9	mg/Kg		0.37	0.7

ANGELIC TEXTILE SERVICES
NEW YORK
DATA SUMMARY TABLE
SEDIMENT
SDG: GBY06958

Sample Name	Lab ID	Analytical Method	Analysis Date	Dilution Factor	Analyte	Result	Unit	Qualifier	MDL	RL
B4-1 S-2	BY06959	SW6010	4/25/2017	1	Calcium	6190	mg/Kg		3.4	3.7
B4-1 S-2	BY06959	SW6010	4/25/2017	1	Selenium		mg/Kg	U	1.3	1.5
B4-1 S-2	BY06959	SW7471	4/25/2017	1	Mercury	0.07	mg/Kg		0.02	0.03
B4-1 S-2	BY06959	SW8081	4/26/2017	2	Heptachlor epoxide		ug/Kg	U	8.4	8.4
B4-1 S-2	BY06959	SW8081	4/26/2017	2	Endosulfan sulfate		ug/Kg	U	8.4	8.4
B4-1 S-2	BY06959	SW8081	4/26/2017	2	Aldrin		ug/Kg	U	4.2	4.2
B4-1 S-2	BY06959	SW8081	4/26/2017	2	a-BHC		ug/Kg	U	8.4	8.4
B4-1 S-2	BY06959	SW8081	4/26/2017	2	b-BHC		ug/Kg	U	8.4	8.4
B4-1 S-2	BY06959	SW8081	4/26/2017	2	d-BHC		ug/Kg	U	8.4	8.4
B4-1 S-2	BY06959	SW8081	4/26/2017	2	Endosulfan II		ug/Kg	U	8.4	8.4
B4-1 S-2	BY06959	SW8081	4/26/2017	2	4,4' -DDT		ug/Kg	U	2.5	2.5
B4-1 S-2	BY06959	SW8081	4/26/2017	2	a-Chlordane		ug/Kg	U	4.2	4.2
B4-1 S-2	BY06959	SW8081	4/26/2017	2	g-Chlordane		ug/Kg	U	4.2	4.2
B4-1 S-2	BY06959	SW8081	4/26/2017	2	Endrin ketone		ug/Kg	U	8.4	8.4
B4-1 S-2	BY06959	SW8081	4/26/2017	2	Chlordane		ug/Kg	U	42	42
B4-1 S-2	BY06959	SW8081	4/26/2017	2	g-BHC		ug/Kg	U	1.7	1.7
B4-1 S-2	BY06959	SW8081	4/26/2017	2	Dieldrin		ug/Kg	U	4.2	4.2
B4-1 S-2	BY06959	SW8081	4/26/2017	2	Endrin		ug/Kg	U	8.4	8.4
B4-1 S-2	BY06959	SW8081	4/26/2017	2	Methoxychlor		ug/Kg	U	42	42
B4-1 S-2	BY06959	SW8081	4/26/2017	2	4,4' -DDD		ug/Kg	U	2.5	2.5
B4-1 S-2	BY06959	SW8081	4/26/2017	2	4,4' -DDE		ug/Kg	U	2.5	2.5
B4-1 S-2	BY06959	SW8081	4/26/2017	2	Endrin aldehyde		ug/Kg	U	8.4	8.4
B4-1 S-2	BY06959	SW8081	4/26/2017	2	Heptachlor		ug/Kg	U	8.4	8.4
B4-1 S-2	BY06959	SW8081	4/26/2017	2	Toxaphene		ug/Kg	U	170	170
B4-1 S-2	BY06959	SW8081	4/26/2017	2	Endosulfan I		ug/Kg	U	8.4	8.4
B4-1 S-2	BY06959	SW8082	4/27/2017	2	PCB-1260		ug/Kg	U	84	84
B4-1 S-2	BY06959	SW8082	4/27/2017	2	PCB-1254		ug/Kg	U	84	84
B4-1 S-2	BY06959	SW8082	4/27/2017	2	PCB-1268		ug/Kg	U	84	84
B4-1 S-2	BY06959	SW8082	4/27/2017	2	PCB-1221		ug/Kg	U	84	84
B4-1 S-2	BY06959	SW8082	4/27/2017	2	PCB-1232		ug/Kg	U	84	84
B4-1 S-2	BY06959	SW8082	4/27/2017	2	PCB-1248		ug/Kg	U	84	84
B4-1 S-2	BY06959	SW8082	4/27/2017	2	PCB-1016		ug/Kg	U	84	84
B4-1 S-2	BY06959	SW8082	4/27/2017	2	PCB-1262		ug/Kg	U	84	84
B4-1 S-2	BY06959	SW8082	4/27/2017	2	PCB-1242		ug/Kg	U	84	84
B4-1 S-2	BY06959	SW8260	4/25/2017	1	Ethylbenzene		ug/Kg	U	0.65	6.5
B4-1 S-2	BY06959	SW8260	4/25/2017	1	Styrene		ug/Kg	U	0.65	6.5
B4-1 S-2	BY06959	SW8260	4/25/2017	1	cis-1,3-Dichloropropene		ug/Kg	U	0.65	6.5

ANGELIC TEXTILE SERVICES
NEW YORK
DATA SUMMARY TABLE
SEDIMENT
SDG: GBY06958

Sample Name	Lab ID	Analytical Method	Analysis Date	Dilution Factor	Analyte	Result	Unit	Qualifier	MDL	RL
B4-1 S-2	BY06959	SW8260	4/25/2017	1	trans-1,3-Dichloropropene		ug/Kg	U	0.65	6.5
B4-1 S-2	BY06959	SW8260	4/25/2017	1	n-Propylbenzene		ug/Kg	U	1.3	6.5
B4-1 S-2	BY06959	SW8260	4/25/2017	1	n-Butylbenzene		ug/Kg	U	0.65	6.5
B4-1 S-2	BY06959	SW8260	4/25/2017	1	4-Chlorotoluene		ug/Kg	U	0.65	6.5
B4-1 S-2	BY06959	SW8260	4/25/2017	1	1,4-Dichlorobenzene		ug/Kg	U	0.65	6.5
B4-1 S-2	BY06959	SW8260	4/25/2017	1	1,2-Dibromoethane		ug/Kg	U	0.65	6.5
B4-1 S-2	BY06959	SW8260	4/25/2017	1	1,2-Dichloroethane		ug/Kg	U	0.65	6.5
B4-1 S-2	BY06959	SW8260	4/25/2017	1	Acrylonitrile		ug/Kg	U	1.3	13
B4-1 S-2	BY06959	SW8260	4/25/2017	1	4-Methyl-2-pentanone		ug/Kg	U	6.5	32
B4-1 S-2	BY06959	SW8260	4/25/2017	1	1,3,5-Trimethylbenzene		ug/Kg	U	0.65	6.5
B4-1 S-2	BY06959	SW8260	4/25/2017	1	Bromobenzene		ug/Kg	U	0.65	6.5
B4-1 S-2	BY06959	SW8260	4/25/2017	1	Toluene		ug/Kg	U	0.65	6.5
B4-1 S-2	BY06959	SW8260	4/25/2017	1	Chlorobenzene		ug/Kg	U	0.65	6.5
B4-1 S-2	BY06959	SW8260	4/25/2017	1	Tetrahydrofuran (THF)		ug/Kg	U	3.2	13
B4-1 S-2	BY06959	SW8260	4/25/2017	1	trans-1,4-dichloro-2-butene		ug/Kg	U	3.2	13
B4-1 S-2	BY06959	SW8260	4/25/2017	1	1,2,4-Trichlorobenzene		ug/Kg	U	1.3	6.5
B4-1 S-2	BY06959	SW8260	4/25/2017	1	Dibromochloromethane		ug/Kg	U	1.3	6.5
B4-1 S-2	BY06959	SW8260	4/25/2017	1	Tetrachloroethene		ug/Kg	U	1.3	6.5
B4-1 S-2	BY06959	SW8260	4/25/2017	1	sec-Butylbenzene		ug/Kg	U	0.65	6.5
B4-1 S-2	BY06959	SW8260	4/25/2017	1	1,3-Dichloropropane		ug/Kg	U	1.3	6.5
B4-1 S-2	BY06959	SW8260	4/25/2017	1	cis-1,2-Dichloroethene		ug/Kg	U	0.65	6.5
B4-1 S-2	BY06959	SW8260	4/25/2017	1	trans-1,2-Dichloroethene		ug/Kg	U	0.65	6.5
B4-1 S-2	BY06959	SW8260	4/25/2017	1	Methyl t-butyl ether (MTBE)		ug/Kg	U	1.3	13
B4-1 S-2	BY06959	SW8260	4/25/2017	1	m&p-Xylene		ug/Kg	U	1.3	6.5
B4-1 S-2	BY06959	SW8260	4/25/2017	1	2-Isopropyltoluene		ug/Kg	U	0.65	6.5
B4-1 S-2	BY06959	SW8260	4/25/2017	1	1,3-Dichlorobenzene		ug/Kg	U	0.65	6.5
B4-1 S-2	BY06959	SW8260	4/25/2017	1	Carbon tetrachloride		ug/Kg	U	1.3	6.5
B4-1 S-2	BY06959	SW8260	4/25/2017	1	1,1-Dichloropropene		ug/Kg	U	0.65	6.5
B4-1 S-2	BY06959	SW8260	4/25/2017	1	2-Hexanone		ug/Kg	U	6.5	32
B4-1 S-2	BY06959	SW8260	4/25/2017	1	2,2-Dichloropropane		ug/Kg	U	0.65	6.5
B4-1 S-2	BY06959	SW8260	4/25/2017	1	1,1,1,2-Tetrachloroethane		ug/Kg	U	1.3	6.5
B4-1 S-2	BY06959	SW8260	4/25/2017	1	Acetone	20	ug/Kg	J	6.5	32
B4-1 S-2	BY06959	SW8260	4/25/2017	1	Chloroform		ug/Kg	U	0.65	6.5
B4-1 S-2	BY06959	SW8260	4/25/2017	1	Benzene		ug/Kg	U	0.65	6.5
B4-1 S-2	BY06959	SW8260	4/25/2017	1	1,1,1-Trichloroethane		ug/Kg	U	0.65	6.5
B4-1 S-2	BY06959	SW8260	4/25/2017	1	Bromomethane		ug/Kg	U	2.6	6.5
B4-1 S-2	BY06959	SW8260	4/25/2017	1	Chloromethane		ug/Kg	U	1.3	6.5

ANGELIC TEXTILE SERVICES
NEW YORK
DATA SUMMARY TABLE
SEDIMENT
SDG: GBY06958

Sample Name	Lab ID	Analytical Method	Analysis Date	Dilution Factor	Analyte	Result	Unit	Qualifier	MDL	RL
B4-1 S-2	BY06959	SW8260	4/25/2017	1	Dibromomethane		ug/Kg	U	1.3	6.5
B4-1 S-2	BY06959	SW8260	4/25/2017	1	Bromochloromethane		ug/Kg	U	0.65	6.5
B4-1 S-2	BY06959	SW8260	4/25/2017	1	Chloroethane		ug/Kg	U	0.65	6.5
B4-1 S-2	BY06959	SW8260	4/25/2017	1	Vinyl chloride		ug/Kg	U	0.65	6.5
B4-1 S-2	BY06959	SW8260	4/25/2017	1	Methylene chloride		ug/Kg	U	6.5	6.5
B4-1 S-2	BY06959	SW8260	4/25/2017	1	Carbon Disulfide	1.4	ug/Kg	J	1.3	6.5
B4-1 S-2	BY06959	SW8260	4/25/2017	1	Bromoform		ug/Kg	U	1.3	6.5
B4-1 S-2	BY06959	SW8260	4/25/2017	1	Bromodichloromethane		ug/Kg	U	1.3	6.5
B4-1 S-2	BY06959	SW8260	4/25/2017	1	1,1-Dichloroethane		ug/Kg	U	1.3	6.5
B4-1 S-2	BY06959	SW8260	4/25/2017	1	1,1-Dichloroethene		ug/Kg	U	0.65	6.5
B4-1 S-2	BY06959	SW8260	4/25/2017	1	Trichlorofluoromethane		ug/Kg	U	1.3	6.5
B4-1 S-2	BY06959	SW8260	4/25/2017	1	Dichlorodifluoromethane		ug/Kg	U	0.65	6.5
B4-1 S-2	BY06959	SW8260	4/25/2017	1	Trichlorotrifluoroethane		ug/Kg	U	0.65	6.5
B4-1 S-2	BY06959	SW8260	4/25/2017	1	1,2-Dichloropropane		ug/Kg	U	1.3	6.5
B4-1 S-2	BY06959	SW8260	4/25/2017	1	Methyl Ethyl Ketone		ug/Kg	U	6.5	39
B4-1 S-2	BY06959	SW8260	4/25/2017	1	1,1,2-Trichloroethane		ug/Kg	U	1.3	6.5
B4-1 S-2	BY06959	SW8260	4/25/2017	1	Trichloroethene		ug/Kg	U	0.65	6.5
B4-1 S-2	BY06959	SW8260	4/25/2017	1	1,1,2,2-Tetrachloroethane		ug/Kg	U	1.3	6.5
B4-1 S-2	BY06959	SW8260	4/25/2017	1	1,2,3-Trichlorobenzene		ug/Kg	U	1.3	6.5
B4-1 S-2	BY06959	SW8260	4/25/2017	1	Hexachlorobutadiene		ug/Kg	U	0.65	6.5
B4-1 S-2	BY06959	SW8260	4/25/2017	1	Naphthalene		ug/Kg	U	1.3	6.5
B4-1 S-2	BY06959	SW8260	4/25/2017	1	o-Xylene		ug/Kg	U	1.3	6.5
B4-1 S-2	BY06959	SW8260	4/25/2017	1	2-Chlorotoluene		ug/Kg	U	1.3	6.5
B4-1 S-2	BY06959	SW8260	4/25/2017	1	1,2-Dichlorobenzene		ug/Kg	U	0.65	6.5
B4-1 S-2	BY06959	SW8260	4/25/2017	1	1,2,4-Trimethylbenzene		ug/Kg	U	0.65	6.5
B4-1 S-2	BY06959	SW8260	4/25/2017	1	1,2-Dibromo-3-chloropropane		ug/Kg	U	1.3	6.5
B4-1 S-2	BY06959	SW8260	4/25/2017	1	1,2,3-Trichloropropane		ug/Kg	U	0.65	6.5
B4-1 S-2	BY06959	SW8260	4/25/2017	1	tert-Butylbenzene		ug/Kg	U	0.65	6.5
B4-1 S-2	BY06959	SW8260	4/25/2017	1	Isopropylbenzene		ug/Kg	U	0.65	6.5
B4-1 S-2	BY06959	SW8260	4/25/2017	1	p-Isopropyltoluene		ug/Kg	U	0.65	6.5
B4-1 S-2	BY06959	SW8270	4/25/2017	1	4-Nitroaniline		ug/Kg	U	140	410
B4-1 S-2	BY06959	SW8270	4/25/2017	1	4-Nitrophenol		ug/Kg	U	190	410
B4-1 S-2	BY06959	SW8270	4/25/2017	1	4-Bromophenyl phenyl ether		ug/Kg	U	120	290
B4-1 S-2	BY06959	SW8270	4/25/2017	1	2,4-Dimethylphenol		ug/Kg	U	100	290
B4-1 S-2	BY06959	SW8270	4/25/2017	1	1,4-Dichlorobenzene		ug/Kg	U	120	290
B4-1 S-2	BY06959	SW8270	4/25/2017	1	4-Chloroaniline		ug/Kg	U	190	330
B4-1 S-2	BY06959	SW8270	4/25/2017	1	Phenol		ug/Kg	U	130	290

ANGELIC TEXTILE SERVICES
NEW YORK
DATA SUMMARY TABLE
SEDIMENT
SDG: GBY06958

Sample Name	Lab ID	Analytical Method	Analysis Date	Dilution Factor	Analyte	Result	Unit	Qualifier	MDL	RL
B4-1 S-2	BY06959	SW8270	4/25/2017	1	Bis(2-chloroethyl)ether		ug/Kg	U	110	210
B4-1 S-2	BY06959	SW8270	4/25/2017	1	Bis(2-chloroethoxy)methane		ug/Kg	U	110	290
B4-1 S-2	BY06959	SW8270	4/25/2017	1	Bis(2-ethylhexyl)phthalate		ug/Kg	U	120	290
B4-1 S-2	BY06959	SW8270	4/25/2017	1	Di-n-octylphthalate		ug/Kg	U	110	290
B4-1 S-2	BY06959	SW8270	4/25/2017	1	Hexachlorobenzene		ug/Kg	U	120	210
B4-1 S-2	BY06959	SW8270	4/25/2017	1	Anthracene		ug/Kg	U	140	290
B4-1 S-2	BY06959	SW8270	4/25/2017	1	1,2,4-Trichlorobenzene		ug/Kg	U	120	290
B4-1 S-2	BY06959	SW8270	4/25/2017	1	2,4-Dichlorophenol		ug/Kg	U	150	210
B4-1 S-2	BY06959	SW8270	4/25/2017	1	2,4-Dinitrotoluene		ug/Kg	U	160	210
B4-1 S-2	BY06959	SW8270	4/25/2017	1	1,2-Diphenylhydrazine		ug/Kg	U	130	290
B4-1 S-2	BY06959	SW8270	4/25/2017	1	Pyrene		ug/Kg	U	140	290
B4-1 S-2	BY06959	SW8270	4/25/2017	1	Dimethylphthalate		ug/Kg	U	130	290
B4-1 S-2	BY06959	SW8270	4/25/2017	1	Dibenzofuran		ug/Kg	U	120	290
B4-1 S-2	BY06959	SW8270	4/25/2017	1	Benzo(ghi)perylene		ug/Kg	U	130	290
B4-1 S-2	BY06959	SW8270	4/25/2017	1	Indeno(1,2,3-cd)pyrene		ug/Kg	U	140	290
B4-1 S-2	BY06959	SW8270	4/25/2017	1	Benzo(b)fluoranthene		ug/Kg	U	140	290
B4-1 S-2	BY06959	SW8270	4/25/2017	1	Fluoranthene		ug/Kg	U	130	290
B4-1 S-2	BY06959	SW8270	4/25/2017	1	Benzo(k)fluoranthene		ug/Kg	U	140	290
B4-1 S-2	BY06959	SW8270	4/25/2017	1	Acenaphthylene		ug/Kg	U	120	290
B4-1 S-2	BY06959	SW8270	4/25/2017	1	Chrysene		ug/Kg	U	140	290
B4-1 S-2	BY06959	SW8270	4/25/2017	1	Bis(2-chloroisopropyl)ether		ug/Kg	U	110	290
B4-1 S-2	BY06959	SW8270	4/25/2017	1	Benzo(a)pyrene		ug/Kg	U	130	210
B4-1 S-2	BY06959	SW8270	4/25/2017	1	Dibenz(a,h)anthracene		ug/Kg	U	130	210
B4-1 S-2	BY06959	SW8270	4/25/2017	1	1,3-Dichlorobenzene		ug/Kg	U	120	290
B4-1 S-2	BY06959	SW8270	4/25/2017	1	Benz(a)anthracene		ug/Kg	U	140	290
B4-1 S-2	BY06959	SW8270	4/25/2017	1	4-Chloro-3-methylphenol		ug/Kg	U	150	290
B4-1 S-2	BY06959	SW8270	4/25/2017	1	2,6-Dinitrotoluene		ug/Kg	U	130	210
B4-1 S-2	BY06959	SW8270	4/25/2017	1	N-Nitrosodi-n-propylamine		ug/Kg	U	130	210
B4-1 S-2	BY06959	SW8270	4/25/2017	1	Aniline		ug/Kg	U	330	330
B4-1 S-2	BY06959	SW8270	4/25/2017	1	N-Nitrosodimethylamine		ug/Kg	U	120	290
B4-1 S-2	BY06959	SW8270	4/25/2017	1	Hexachloroethane		ug/Kg	U	120	210
B4-1 S-2	BY06959	SW8270	4/25/2017	1	4-Chlorophenyl phenyl ether		ug/Kg	U	140	290
B4-1 S-2	BY06959	SW8270	4/25/2017	1	Hexachlorocyclopentadiene		ug/Kg	UJ	130	290
B4-1 S-2	BY06959	SW8270	4/25/2017	1	Isophorone		ug/Kg	U	120	210
B4-1 S-2	BY06959	SW8270	4/25/2017	1	Pentachloronitrobenzene		ug/Kg	U	150	290
B4-1 S-2	BY06959	SW8270	4/25/2017	1	Acenaphthene		ug/Kg	U	130	290
B4-1 S-2	BY06959	SW8270	4/25/2017	1	Diethyl phthalate		ug/Kg	U	130	290

ANGELIC TEXTILE SERVICES
NEW YORK
DATA SUMMARY TABLE
SEDIMENT
SDG: GBY06958

Sample Name	Lab ID	Analytical Method	Analysis Date	Dilution Factor	Analyte	Result	Unit	Qualifier	MDL	RL
B4-1 S-2	BY06959	SW8270	4/25/2017	1	Di-n-butylphthalate		ug/Kg	U	110	290
B4-1 S-2	BY06959	SW8270	4/25/2017	1	Phenanthrene		ug/Kg	U	120	290
B4-1 S-2	BY06959	SW8270	4/25/2017	1	Benzyl butyl phthalate		ug/Kg	U	110	290
B4-1 S-2	BY06959	SW8270	4/25/2017	1	N-Nitrosodiphenylamine		ug/Kg	U	160	290
B4-1 S-2	BY06959	SW8270	4/25/2017	1	Fluorene		ug/Kg	U	140	290
B4-1 S-2	BY06959	SW8270	4/25/2017	1	Carbazole		ug/Kg	U	170	210
B4-1 S-2	BY06959	SW8270	4/25/2017	1	Hexachlorobutadiene		ug/Kg	U	150	290
B4-1 S-2	BY06959	SW8270	4/25/2017	1	Pentachlorophenol		ug/Kg	U	160	250
B4-1 S-2	BY06959	SW8270	4/25/2017	1	2,4,6-Trichlorophenol		ug/Kg	U	130	210
B4-1 S-2	BY06959	SW8270	4/25/2017	1	2-Nitroaniline		ug/Kg	U	290	290
B4-1 S-2	BY06959	SW8270	4/25/2017	1	2-Nitrophenol		ug/Kg	U	260	290
B4-1 S-2	BY06959	SW8270	4/25/2017	1	Naphthalene		ug/Kg	U	120	290
B4-1 S-2	BY06959	SW8270	4/25/2017	1	2-Methylnaphthalene		ug/Kg	U	120	290
B4-1 S-2	BY06959	SW8270	4/25/2017	1	2-Chloronaphthalene		ug/Kg	U	120	290
B4-1 S-2	BY06959	SW8270	4/25/2017	1	3,3'-Dichlorobenzidine		ug/Kg	U	190	210
B4-1 S-2	BY06959	SW8270	4/25/2017	1	2-Methylphenol (o-cresol)		ug/Kg	U	190	290
B4-1 S-2	BY06959	SW8270	4/25/2017	1	1,2-Dichlorobenzene		ug/Kg	U	120	290
B4-1 S-2	BY06959	SW8270	4/25/2017	1	2-Chlorophenol		ug/Kg	U	120	290
B4-1 S-2	BY06959	SW8270	4/25/2017	1	1,2,4,5-Tetrachlorobenzene		ug/Kg	U	150	290
B4-1 S-2	BY06959	SW8270	4/25/2017	1	2,4,5-Trichlorophenol		ug/Kg	U	230	290
B4-1 S-2	BY06959	SW8270	4/25/2017	1	Acetophenone		ug/Kg	U	130	290
B4-1 S-2	BY06959	SW8270	4/25/2017	1	Nitrobenzene		ug/Kg	U	140	210
B4-1 S-2	BY06959	SW8270	4/25/2017	1	3-Nitroaniline		ug/Kg	U	830	410
B4-1 S-2	BY06959	SW8270	4/25/2017	1	3&4-Methylphenol (m&p-cresol)		ug/Kg	U	160	290
B4-1 S-2	BY06959	SW8270	4/25/2017	1	2,4-Dinitrophenol		ug/Kg	UJ	290	290
B4-1 S-2	BY06959	SW8270	4/25/2017	1	4,6-Dinitro-2-methylphenol		ug/Kg	UJ	83	250
B3-2 S-1	BY06961	E160.3	4/24/2017	1	SOLIDS, PERCENT	78	%			
B3-2 S-1	BY06961	SW6010	4/25/2017	10	Aluminum	5060	mg/Kg		8.2	41
B3-2 S-1	BY06961	SW6010	4/25/2017	10	Iron	41300	mg/Kg	J	41	41
B3-2 S-1	BY06961	SW6010	4/25/2017	10	Lead	318	mg/Kg		4.1	8.2
B3-2 S-1	BY06961	SW6010	4/25/2017	10	Manganese	362	mg/Kg	J	4.1	4.1
B3-2 S-1	BY06961	SW6010	4/25/2017	10	Chromium	1090	mg/Kg		4.1	4.1
B3-2 S-1	BY06961	SW6010	4/25/2017	10	Zinc	381	mg/Kg		4.1	8.2
B3-2 S-1	BY06961	SW6010	4/25/2017	1	Magnesium	5090	mg/Kg		4.1	4.1
B3-2 S-1	BY06961	SW6010	4/25/2017	1	Nickel	36.6	mg/Kg		0.41	0.41
B3-2 S-1	BY06961	SW6010	4/25/2017	1	Potassium	1020	mg/Kg	J	3.2	8
B3-2 S-1	BY06961	SW6010	4/25/2017	1	Silver		mg/Kg	U	0.41	0.41

ANGELIC TEXTILE SERVICES
NEW YORK
DATA SUMMARY TABLE
SEDIMENT
SDG: GBY06958

Sample Name	Lab ID	Analytical Method	Analysis Date	Dilution Factor	Analyte	Result	Unit	Qualifier	MDL	RL
B3-2 S-1	BY06961	SW6010	4/25/2017	1	Sodium	482	mg/Kg		3.5	8
B3-2 S-1	BY06961	SW6010	4/25/2017	1	Thallium		mg/Kg	U	1.6	1.6
B3-2 S-1	BY06961	SW6010	4/25/2017	1	Antimony	16.4	mg/Kg		2.1	2.1
B3-2 S-1	BY06961	SW6010	4/25/2017	1	Arsenic	11.3	mg/Kg		0.82	0.82
B3-2 S-1	BY06961	SW6010	4/25/2017	1	Barium	1110	mg/Kg		0.41	0.8
B3-2 S-1	BY06961	SW6010	4/25/2017	1	Beryllium		mg/Kg	U	0.16	0.33
B3-2 S-1	BY06961	SW6010	4/25/2017	1	Cadmium	1.60	mg/Kg		0.41	0.41
B3-2 S-1	BY06961	SW6010	4/25/2017	1	Cobalt	6.94	mg/Kg		0.41	0.41
B3-2 S-1	BY06961	SW6010	4/25/2017	1	Copper	102	mg/Kg		0.41	0.41
B3-2 S-1	BY06961	SW6010	4/25/2017	1	Vanadium	26.7	mg/Kg		0.41	0.41
B3-2 S-1	BY06961	SW6010	4/25/2017	1	Selenium		mg/Kg	U	1.4	1.6
B3-2 S-1	BY06961	SW7471	4/25/2017	1	Mercury	0.53	mg/Kg	J	0.02	0.03
B3-2 S-1	BY06961	SW8081	4/25/2017	20	Heptachlor epoxide		ug/Kg	U	85	85
B3-2 S-1	BY06961	SW8081	4/25/2017	20	Endosulfan sulfate		ug/Kg	U	85	85
B3-2 S-1	BY06961	SW8081	4/25/2017	20	Aldrin		ug/Kg	U	42	42
B3-2 S-1	BY06961	SW8081	4/25/2017	20	a-BHC		ug/Kg	U	85	85
B3-2 S-1	BY06961	SW8081	4/25/2017	20	b-BHC		ug/Kg	U	85	85
B3-2 S-1	BY06961	SW8081	4/25/2017	20	d-BHC		ug/Kg	U	85	85
B3-2 S-1	BY06961	SW8081	4/25/2017	20	Endosulfan II		ug/Kg	U	85	85
B3-2 S-1	BY06961	SW8081	4/25/2017	20	4,4' -DDT		ug/Kg	U	130	130
B3-2 S-1	BY06961	SW8081	4/25/2017	20	a-Chlordane		ug/Kg	U	42	42
B3-2 S-1	BY06961	SW8081	4/25/2017	20	g-Chlordane		ug/Kg	U	42	42
B3-2 S-1	BY06961	SW8081	4/25/2017	20	Endrin ketone		ug/Kg	U	85	85
B3-2 S-1	BY06961	SW8081	4/25/2017	20	Chlordane		ug/Kg	U	420	420
B3-2 S-1	BY06961	SW8081	4/25/2017	20	g-BHC		ug/Kg	U	17	17
B3-2 S-1	BY06961	SW8081	4/25/2017	20	Dieldrin		ug/Kg	U	85	85
B3-2 S-1	BY06961	SW8081	4/25/2017	20	Endrin		ug/Kg	U	85	85
B3-2 S-1	BY06961	SW8081	4/25/2017	20	Methoxychlor		ug/Kg	U	420	420
B3-2 S-1	BY06961	SW8081	4/25/2017	20	4,4' -DDD		ug/Kg	U	25	25
B3-2 S-1	BY06961	SW8081	4/25/2017	20	4,4' -DDE		ug/Kg	U	42	42
B3-2 S-1	BY06961	SW8081	4/25/2017	20	Endrin aldehyde		ug/Kg	U	85	85
B3-2 S-1	BY06961	SW8081	4/25/2017	20	Heptachlor	110	ug/Kg		42	42
B3-2 S-1	BY06961	SW8081	4/25/2017	20	Toxaphene		ug/Kg	U	1700	1700
B3-2 S-1	BY06961	SW8081	4/25/2017	20	Endosulfan I		ug/Kg	U	85	85
B3-2 S-1	BY06961	SW8082	4/26/2017	10	PCB-1260		ug/Kg	UJ	420	420
B3-2 S-1	BY06961	SW8082	4/26/2017	10	PCB-1254	840	ug/Kg	J	420	420
B3-2 S-1	BY06961	SW8082	4/26/2017	10	PCB-1268		ug/Kg	UJ	420	420

ANGELIC TEXTILE SERVICES
NEW YORK
DATA SUMMARY TABLE
SEDIMENT
SDG: GBY06958

Sample Name	Lab ID	Analytical Method	Analysis Date	Dilution Factor	Analyte	Result	Unit	Qualifier	MDL	RL
B3-2 S-1	BY06961	SW8082	4/26/2017	10	PCB-1221		ug/Kg	UJ	420	420
B3-2 S-1	BY06961	SW8082	4/26/2017	10	PCB-1232		ug/Kg	UJ	420	420
B3-2 S-1	BY06961	SW8082	4/26/2017	10	PCB-1248		ug/Kg	UJ	420	420
B3-2 S-1	BY06961	SW8082	4/26/2017	10	PCB-1016		ug/Kg	UJ	420	420
B3-2 S-1	BY06961	SW8082	4/26/2017	10	PCB-1262		ug/Kg	UJ	420	420
B3-2 S-1	BY06961	SW8082	4/26/2017	10	PCB-1242		ug/Kg	UJ	420	420
B3-2 S-1	BY06961	SW8260	4/25/2017	1	Ethylbenzene	1.5	ug/Kg	J	0.87	8.7
B3-2 S-1	BY06961	SW8260	4/25/2017	1	Styrene	1.1	ug/Kg	J	0.87	8.7
B3-2 S-1	BY06961	SW8260	4/25/2017	1	cis-1,3-Dichloropropene		ug/Kg	U	0.87	8.7
B3-2 S-1	BY06961	SW8260	4/25/2017	1	trans-1,3-Dichloropropene		ug/Kg	U	0.87	8.7
B3-2 S-1	BY06961	SW8260	4/25/2017	1	1,2-Dibromoethane		ug/Kg	U	0.87	8.7
B3-2 S-1	BY06961	SW8260	4/25/2017	1	1,2-Dichloroethane	2.0	ug/Kg	J	0.87	8.7
B3-2 S-1	BY06961	SW8260	4/25/2017	1	Acrylonitrile		ug/Kg	U	1.7	17
B3-2 S-1	BY06961	SW8260	4/25/2017	1	4-Methyl-2-pentanone		ug/Kg	U	8.7	44
B3-2 S-1	BY06961	SW8260	4/25/2017	1	Toluene		ug/Kg	U	0.87	8.7
B3-2 S-1	BY06961	SW8260	4/25/2017	1	Tetrahydrofuran (THF)		ug/Kg	U	4.4	17
B3-2 S-1	BY06961	SW8260	4/25/2017	1	Dibromochloromethane		ug/Kg	U	1.7	8.7
B3-2 S-1	BY06961	SW8260	4/25/2017	1	Tetrachloroethene		ug/Kg	U	1.7	8.7
B3-2 S-1	BY06961	SW8260	4/25/2017	1	1,3-Dichloropropane		ug/Kg	U	1.7	8.7
B3-2 S-1	BY06961	SW8260	4/25/2017	1	cis-1,2-Dichloroethene		ug/Kg	U	0.87	8.7
B3-2 S-1	BY06961	SW8260	4/25/2017	1	trans-1,2-Dichloroethene		ug/Kg	U	0.87	8.7
B3-2 S-1	BY06961	SW8260	4/25/2017	1	Methyl t-butyl ether (MTBE)		ug/Kg	U	1.7	17
B3-2 S-1	BY06961	SW8260	4/25/2017	1	m&p-Xylene		ug/Kg	U	1.7	8.7
B3-2 S-1	BY06961	SW8260	4/25/2017	1	1,1-Dichloropropene		ug/Kg	U	0.87	8.7
B3-2 S-1	BY06961	SW8260	4/25/2017	1	2-Hexanone		ug/Kg	U	8.7	44
B3-2 S-1	BY06961	SW8260	4/25/2017	1	2,2-Dichloropropane		ug/Kg	U	0.87	8.7
B3-2 S-1	BY06961	SW8260	4/25/2017	1	1,1,1,2-Tetrachloroethane		ug/Kg	U	1.7	8.7
B3-2 S-1	BY06961	SW8260	4/25/2017	1	Acetone	75	ug/Kg		8.7	44
B3-2 S-1	BY06961	SW8260	4/25/2017	1	Chloroform		ug/Kg	U	0.87	8.7
B3-2 S-1	BY06961	SW8260	4/25/2017	1	Benzene		ug/Kg	U	0.87	8.7
B3-2 S-1	BY06961	SW8260	4/25/2017	1	1,1,1-Trichloroethane		ug/Kg	U	0.87	8.7
B3-2 S-1	BY06961	SW8260	4/25/2017	1	Bromomethane		ug/Kg	U	3.5	8.7
B3-2 S-1	BY06961	SW8260	4/25/2017	1	Chloromethane		ug/Kg	U	1.7	8.7
B3-2 S-1	BY06961	SW8260	4/25/2017	1	Dibromomethane		ug/Kg	U	1.7	8.7
B3-2 S-1	BY06961	SW8260	4/25/2017	1	Bromochloromethane		ug/Kg	U	0.87	8.7
B3-2 S-1	BY06961	SW8260	4/25/2017	1	Chloroethane		ug/Kg	U	0.87	8.7
B3-2 S-1	BY06961	SW8260	4/25/2017	1	Vinyl chloride		ug/Kg	U	0.87	8.7

ANGELIC TEXTILE SERVICES
NEW YORK
DATA SUMMARY TABLE
SEDIMENT
SDG: GBY06958

Sample Name	Lab ID	Analytical Method	Analysis Date	Dilution Factor	Analyte	Result	Unit	Qualifier	MDL	RL
B3-2 S-1	BY06961	SW8260	4/25/2017	1	Methylene chloride		ug/Kg	U	8.7	8.7
B3-2 S-1	BY06961	SW8260	4/25/2017	1	Carbon Disulfide		ug/Kg	U	1.7	8.7
B3-2 S-1	BY06961	SW8260	4/25/2017	1	Bromoform		ug/Kg	U	1.7	8.7
B3-2 S-1	BY06961	SW8260	4/25/2017	1	Bromodichloromethane		ug/Kg	U	1.7	8.7
B3-2 S-1	BY06961	SW8260	4/25/2017	1	1,1-Dichloroethane		ug/Kg	U	1.7	8.7
B3-2 S-1	BY06961	SW8260	4/25/2017	1	1,1-Dichloroethene		ug/Kg	U	0.87	8.7
B3-2 S-1	BY06961	SW8260	4/25/2017	1	Dichlorodifluoromethane	3.3	ug/Kg	J	0.87	8.7
B3-2 S-1	BY06961	SW8260	4/25/2017	1	Trichlorotrifluoroethane		ug/Kg	U	0.87	8.7
B3-2 S-1	BY06961	SW8260	4/25/2017	1	1,2-Dichloropropane		ug/Kg	U	1.7	8.7
B3-2 S-1	BY06961	SW8260	4/25/2017	1	Methyl Ethyl Ketone	11	ug/Kg	J	8.7	52
B3-2 S-1	BY06961	SW8260	4/25/2017	1	1,1,2-Trichloroethane		ug/Kg	U	1.7	8.7
B3-2 S-1	BY06961	SW8260	4/25/2017	1	Trichloroethene		ug/Kg	U	0.87	8.7
B3-2 S-1	BY06961	SW8260	4/25/2017	1	o-Xylene		ug/Kg	U	1.7	8.7
B3-2 S-1	BY06961	SW8260	4/25/2017	50	n-Propylbenzene		ug/Kg	U	110	550
B3-2 S-1	BY06961	SW8260	4/25/2017	50	n-Butylbenzene		ug/Kg	U	55	550
B3-2 S-1	BY06961	SW8260	4/25/2017	50	4-Chlorotoluene		ug/Kg	U	55	550
B3-2 S-1	BY06961	SW8260	4/25/2017	50	1,4-Dichlorobenzene		ug/Kg	U	55	550
B3-2 S-1	BY06961	SW8260	4/25/2017	50	1,3,5-Trimethylbenzene		ug/Kg	U	55	550
B3-2 S-1	BY06961	SW8260	4/25/2017	50	Bromobenzene		ug/Kg	U	55	550
B3-2 S-1	BY06961	SW8260	4/25/2017	50	Chlorobenzene	92	ug/Kg	J	55	550
B3-2 S-1	BY06961	SW8260	4/25/2017	50	trans-1,4-dichloro-2-butene		ug/Kg	U	280	1100
B3-2 S-1	BY06961	SW8260	4/25/2017	50	1,2,4-Trichlorobenzene		ug/Kg	U	110	550
B3-2 S-1	BY06961	SW8260	4/25/2017	50	sec-Butylbenzene		ug/Kg	U	55	550
B3-2 S-1	BY06961	SW8260	4/25/2017	50	2-Isopropyltoluene		ug/Kg	U	55	550
B3-2 S-1	BY06961	SW8260	4/25/2017	50	1,3-Dichlorobenzene		ug/Kg	U	55	550
B3-2 S-1	BY06961	SW8260	4/25/2017	50	Carbon tetrachloride	640	ug/Kg		110	550
B3-2 S-1	BY06961	SW8260	4/25/2017	50	Trichlorofluoromethane	10000	ug/Kg		110	550
B3-2 S-1	BY06961	SW8260	4/25/2017	50	1,1,2,2-Tetrachloroethane		ug/Kg	U	110	550
B3-2 S-1	BY06961	SW8260	4/25/2017	50	1,2,3-Trichlorobenzene		ug/Kg	U	110	550
B3-2 S-1	BY06961	SW8260	4/25/2017	50	Hexachlorobutadiene	91	ug/Kg	J	55	550
B3-2 S-1	BY06961	SW8260	4/25/2017	50	Naphthalene	230	ug/Kg	J	110	550
B3-2 S-1	BY06961	SW8260	4/25/2017	50	2-Chlorotoluene		ug/Kg	U	110	550
B3-2 S-1	BY06961	SW8260	4/25/2017	50	1,2-Dichlorobenzene		ug/Kg	U	55	550
B3-2 S-1	BY06961	SW8260	4/25/2017	50	1,2,4-Trimethylbenzene		ug/Kg	U	55	550
B3-2 S-1	BY06961	SW8260	4/25/2017	50	1,2-Dibromo-3-chloropropane		ug/Kg	U	110	550
B3-2 S-1	BY06961	SW8260	4/25/2017	50	1,2,3-Trichloropropane		ug/Kg	U	55	550
B3-2 S-1	BY06961	SW8260	4/25/2017	50	tert-Butylbenzene		ug/Kg	U	55	550

ANGELIC TEXTILE SERVICES
NEW YORK
DATA SUMMARY TABLE
SEDIMENT
SDG: GBY06958

Sample Name	Lab ID	Analytical Method	Analysis Date	Dilution Factor	Analyte	Result	Unit	Qualifier	MDL	RL
B3-2 S-1	BY06961	SW8260	4/25/2017	50	Isopropylbenzene		ug/Kg	U	55	550
B3-2 S-1	BY06961	SW8260	4/25/2017	50	p-Isopropyltoluene		ug/Kg	U	55	550
B3-2 S-1	BY06961	SW8270	4/25/2017	1	4-Nitroaniline		ug/Kg	U	140	430
B3-2 S-1	BY06961	SW8270	4/25/2017	1	4-Nitrophenol		ug/Kg	U	190	430
B3-2 S-1	BY06961	SW8270	4/25/2017	1	4-Bromophenyl phenyl ether		ug/Kg	U	130	300
B3-2 S-1	BY06961	SW8270	4/25/2017	1	2,4-Dimethylphenol		ug/Kg	U	110	300
B3-2 S-1	BY06961	SW8270	4/25/2017	1	1,4-Dichlorobenzene		ug/Kg	U	130	300
B3-2 S-1	BY06961	SW8270	4/25/2017	1	4-Chloroaniline		ug/Kg	U	200	340
B3-2 S-1	BY06961	SW8270	4/25/2017	1	Phenol		ug/Kg	U	140	300
B3-2 S-1	BY06961	SW8270	4/25/2017	1	Bis(2-chloroethyl)ether		ug/Kg	U	120	210
B3-2 S-1	BY06961	SW8270	4/25/2017	1	Bis(2-chloroethoxy)methane		ug/Kg	U	120	300
B3-2 S-1	BY06961	SW8270	4/25/2017	1	Bis(2-ethylhexyl)phthalate		ug/Kg	U	120	300
B3-2 S-1	BY06961	SW8270	4/25/2017	1	Di-n-octylphthalate		ug/Kg	U	110	300
B3-2 S-1	BY06961	SW8270	4/25/2017	1	Hexachlorobenzene		ug/Kg	U	120	210
B3-2 S-1	BY06961	SW8270	4/25/2017	1	Anthracene	440	ug/Kg		140	300
B3-2 S-1	BY06961	SW8270	4/25/2017	1	1,2,4-Trichlorobenzene		ug/Kg	U	130	300
B3-2 S-1	BY06961	SW8270	4/25/2017	1	2,4-Dichlorophenol		ug/Kg	U	150	210
B3-2 S-1	BY06961	SW8270	4/25/2017	1	2,4-Dinitrotoluene		ug/Kg	U	170	210
B3-2 S-1	BY06961	SW8270	4/25/2017	1	1,2-Diphenylhydrazine		ug/Kg	U	140	300
B3-2 S-1	BY06961	SW8270	4/25/2017	1	Pyrene	2700	ug/Kg		150	300
B3-2 S-1	BY06961	SW8270	4/25/2017	1	Dimethylphthalate		ug/Kg	U	130	300
B3-2 S-1	BY06961	SW8270	4/25/2017	1	Dibenzofuran		ug/Kg	U	120	300
B3-2 S-1	BY06961	SW8270	4/25/2017	1	Benzo(ghi)perylene	650	ug/Kg		140	300
B3-2 S-1	BY06961	SW8270	4/25/2017	1	Indeno(1,2,3-cd)pyrene	690	ug/Kg		140	300
B3-2 S-1	BY06961	SW8270	4/25/2017	1	Benzo(b)fluoranthene	1200	ug/Kg		150	300
B3-2 S-1	BY06961	SW8270	4/25/2017	1	Fluoranthene	3100	ug/Kg		140	300
B3-2 S-1	BY06961	SW8270	4/25/2017	1	Benzo(k)fluoranthene	1200	ug/Kg		140	300
B3-2 S-1	BY06961	SW8270	4/25/2017	1	Acenaphthylene		ug/Kg	U	120	300
B3-2 S-1	BY06961	SW8270	4/25/2017	1	Chrysene	1400	ug/Kg		140	300
B3-2 S-1	BY06961	SW8270	4/25/2017	1	Bis(2-chloroisopropyl)ether		ug/Kg	U	120	300
B3-2 S-1	BY06961	SW8270	4/25/2017	1	Benzo(a)pyrene	1300	ug/Kg		140	210
B3-2 S-1	BY06961	SW8270	4/25/2017	1	Pyridine		ug/Kg	UJ	100	300
B3-2 S-1	BY06961	SW8270	4/25/2017	1	Benzoic acid		ug/Kg	UJ	850	2100
B3-2 S-1	BY06961	SW8270	4/25/2017	1	Dibenz(a,h)anthracene	180	ug/Kg	J	140	210
B3-2 S-1	BY06961	SW8270	4/25/2017	1	1,3-Dichlorobenzene		ug/Kg	U	130	300
B3-2 S-1	BY06961	SW8270	4/25/2017	1	Benz(a)anthracene	1300	ug/Kg		140	300
B3-2 S-1	BY06961	SW8270	4/25/2017	1	4-Chloro-3-methylphenol		ug/Kg	U	150	300

ANGELIC TEXTILE SERVICES
NEW YORK
DATA SUMMARY TABLE
SEDIMENT
SDG: GBY06958

Sample Name	Lab ID	Analytical Method	Analysis Date	Dilution Factor	Analyte	Result	Unit	Qualifier	MDL	RL
B3-2 S-1	BY06961	SW8270	4/25/2017	1	2,6-Dinitrotoluene		ug/Kg	U	130	210
B3-2 S-1	BY06961	SW8270	4/25/2017	1	N-Nitrosodi-n-propylamine		ug/Kg	U	140	210
B3-2 S-1	BY06961	SW8270	4/25/2017	1	Aniline		ug/Kg	U	340	340
B3-2 S-1	BY06961	SW8270	4/25/2017	1	N-Nitrosodimethylamine		ug/Kg	U	120	300
B3-2 S-1	BY06961	SW8270	4/25/2017	1	Benzidine		ug/Kg	UJ	250	430
B3-2 S-1	BY06961	SW8270	4/25/2017	1	Hexachloroethane		ug/Kg	U	130	210
B3-2 S-1	BY06961	SW8270	4/25/2017	1	4-Chlorophenyl phenyl ether		ug/Kg	U	140	300
B3-2 S-1	BY06961	SW8270	4/25/2017	1	Hexachlorocyclopentadiene		ug/Kg	UJ	130	300
B3-2 S-1	BY06961	SW8270	4/25/2017	1	Isophorone		ug/Kg	U	120	210
B3-2 S-1	BY06961	SW8270	4/25/2017	1	Pentachloronitrobenzene		ug/Kg	U	160	300
B3-2 S-1	BY06961	SW8270	4/25/2017	1	Acenaphthene	150	ug/Kg	J	130	300
B3-2 S-1	BY06961	SW8270	4/25/2017	1	Diethyl phthalate		ug/Kg	U	130	300
B3-2 S-1	BY06961	SW8270	4/25/2017	1	Di-n-butylphthalate		ug/Kg	U	110	300
B3-2 S-1	BY06961	SW8270	4/25/2017	1	Phenanthrene	1700	ug/Kg		120	300
B3-2 S-1	BY06961	SW8270	4/25/2017	1	Benzyl butyl phthalate		ug/Kg	U	110	300
B3-2 S-1	BY06961	SW8270	4/25/2017	1	N-Nitrosodiphenylamine		ug/Kg	U	160	300
B3-2 S-1	BY06961	SW8270	4/25/2017	1	Fluorene	170	ug/Kg	J	140	300
B3-2 S-1	BY06961	SW8270	4/25/2017	1	Carbazole	180	ug/Kg	J	170	210
B3-2 S-1	BY06961	SW8270	4/25/2017	1	Hexachlorobutadiene		ug/Kg	U	150	300
B3-2 S-1	BY06961	SW8270	4/25/2017	1	Pentachlorophenol	300	ug/Kg		160	260
B3-2 S-1	BY06961	SW8270	4/25/2017	1	2,4,6-Trichlorophenol		ug/Kg	U	140	210
B3-2 S-1	BY06961	SW8270	4/25/2017	1	2-Nitroaniline		ug/Kg	U	300	300
B3-2 S-1	BY06961	SW8270	4/25/2017	1	2-Nitrophenol		ug/Kg	U	270	300
B3-2 S-1	BY06961	SW8270	4/25/2017	1	Naphthalene	150	ug/Kg	J	120	300
B3-2 S-1	BY06961	SW8270	4/25/2017	1	2-Methylnaphthalene		ug/Kg	U	130	300
B3-2 S-1	BY06961	SW8270	4/25/2017	1	2-Chloronaphthalene		ug/Kg	U	120	300
B3-2 S-1	BY06961	SW8270	4/25/2017	1	3,3'-Dichlorobenzidine		ug/Kg	U	200	210
B3-2 S-1	BY06961	SW8270	4/25/2017	1	2-Methylphenol (o-cresol)		ug/Kg	U	200	300
B3-2 S-1	BY06961	SW8270	4/25/2017	1	1,2-Dichlorobenzene		ug/Kg	U	120	300
B3-2 S-1	BY06961	SW8270	4/25/2017	1	2-Chlorophenol		ug/Kg	U	120	300
B3-2 S-1	BY06961	SW8270	4/25/2017	1	1,2,4,5-Tetrachlorobenzene		ug/Kg	U	150	300
B3-2 S-1	BY06961	SW8270	4/25/2017	1	2,4,5-Trichlorophenol		ug/Kg	U	230	300
B3-2 S-1	BY06961	SW8270	4/25/2017	1	Acetophenone		ug/Kg	U	130	300
B3-2 S-1	BY06961	SW8270	4/25/2017	1	Nitrobenzene		ug/Kg	U	150	210
B3-2 S-1	BY06961	SW8270	4/25/2017	1	3-Nitroaniline		ug/Kg	U	850	430
B3-2 S-1	BY06961	SW8270	4/25/2017	1	3&4-Methylphenol (m&p-cresol)		ug/Kg	U	170	300
B3-2 S-1	BY06961	SW6010	4/25/2017	10	Calcium	45800	mg/Kg		38	41

ANGELIC TEXTILE SERVICES
NEW YORK
DATA SUMMARY TABLE
SEDIMENT
SDG: GBY06958

Sample Name	Lab ID	Analytical Method	Analysis Date	Dilution Factor	Analyte	Result	Unit	Qualifier	MDL	RL
B3-2 S-1	BY06961	SW8270	4/25/2017	1	2,4-Dinitrophenol		ug/Kg	UJ	300	300
B3-2 S-1	BY06961	SW8270	4/25/2017	1	4,6-Dinitro-2-methylphenol		ug/Kg	UJ	85	260
B3-2 S-2	BY06962	SW8270	4/24/2017	1	4,6-Dinitro-2-methylphenol	110	ug/Kg	J	86	260
B3-2 S-2	BY06962	SW8270	4/24/2017	1	Pyridine		ug/Kg	UJ	110	300
B3-2 S-2	BY06962	E160.3	4/24/2017	1	SOLIDS, PERCENT	76	%			
B3-2 S-2	BY06962	SW6010	4/25/2017	10	Aluminum	11200	mg/Kg		8.1	41
B3-2 S-2	BY06962	SW6010	4/25/2017	10	Iron	26200	mg/Kg		41	41
B3-2 S-2	BY06962	SW6010	4/25/2017	10	Magnesium	9810	mg/Kg		41	41
B3-2 S-2	BY06962	SW6010	4/25/2017	10	Manganese	535	mg/Kg		4.1	4.1
B3-2 S-2	BY06962	SW6010	4/25/2017	1	Lead	6.1	mg/Kg		0.41	0.8
B3-2 S-2	BY06962	SW6010	4/25/2017	1	Nickel	16.7	mg/Kg		0.41	0.41
B3-2 S-2	BY06962	SW6010	4/25/2017	1	Potassium	2680	mg/Kg		3.2	8
B3-2 S-2	BY06962	SW6010	4/25/2017	1	Silver		mg/Kg	U	0.41	0.41
B3-2 S-2	BY06962	SW6010	4/25/2017	1	Sodium	1420	mg/Kg		3.5	8
B3-2 S-2	BY06962	SW6010	4/25/2017	1	Thallium		mg/Kg	U	1.6	1.6
B3-2 S-2	BY06962	SW6010	4/25/2017	1	Antimony		mg/Kg	U	2.0	2.0
B3-2 S-2	BY06962	SW6010	4/25/2017	1	Arsenic	3.71	mg/Kg		0.81	0.81
B3-2 S-2	BY06962	SW6010	4/25/2017	1	Barium	75.0	mg/Kg		0.41	0.8
B3-2 S-2	BY06962	SW6010	4/25/2017	1	Beryllium	0.63	mg/Kg		0.16	0.32
B3-2 S-2	BY06962	SW6010	4/25/2017	1	Cadmium		mg/Kg	U	0.41	0.41
B3-2 S-2	BY06962	SW6010	4/25/2017	1	Chromium	15.5	mg/Kg		0.41	0.41
B3-2 S-2	BY06962	SW6010	4/25/2017	1	Cobalt	11.3	mg/Kg		0.41	0.41
B3-2 S-2	BY06962	SW6010	4/25/2017	1	Copper	21.2	mg/Kg		0.41	0.41
B3-2 S-2	BY06962	SW6010	4/25/2017	1	Vanadium	29.0	mg/Kg		0.41	0.41
B3-2 S-2	BY06962	SW6010	4/25/2017	1	Zinc	55.2	mg/Kg		0.41	0.8
B3-2 S-2	BY06962	SW6010	4/25/2017	1	Selenium		mg/Kg	U	1.4	1.6
B3-2 S-2	BY06962	SW7471	4/25/2017	1	Mercury	0.21	mg/Kg		0.02	0.03
B3-2 S-2	BY06962	SW8081	4/27/2017	2	Heptachlor epoxide		ug/Kg	U	8.6	8.6
B3-2 S-2	BY06962	SW8081	4/27/2017	2	Endosulfan sulfate		ug/Kg	U	8.6	8.6
B3-2 S-2	BY06962	SW8081	4/27/2017	2	Aldrin		ug/Kg	U	4.3	4.3
B3-2 S-2	BY06962	SW8081	4/27/2017	2	a-BHC		ug/Kg	U	8.6	8.6
B3-2 S-2	BY06962	SW8081	4/27/2017	2	b-BHC		ug/Kg	U	8.6	8.6
B3-2 S-2	BY06962	SW8081	4/27/2017	2	d-BHC		ug/Kg	U	8.6	8.6
B3-2 S-2	BY06962	SW8081	4/27/2017	2	Endosulfan II		ug/Kg	U	8.6	8.6
B3-2 S-2	BY06962	SW8081	4/27/2017	2	4,4' -DDT		ug/Kg	U	2.6	2.6
B3-2 S-2	BY06962	SW8081	4/27/2017	2	a-Chlordane		ug/Kg	U	4.3	4.3
B3-2 S-2	BY06962	SW8081	4/27/2017	2	g-Chlordane		ug/Kg	U	4.3	4.3

ANGELIC TEXTILE SERVICES
NEW YORK
DATA SUMMARY TABLE
SEDIMENT
SDG: GBY06958

Sample Name	Lab ID	Analytical Method	Analysis Date	Dilution Factor	Analyte	Result	Unit	Qualifier	MDL	RL
B3-2 S-2	BY06962	SW8081	4/27/2017	2	Endrin ketone		ug/Kg	U	8.6	8.6
B3-2 S-2	BY06962	SW8081	4/27/2017	2	Chlordane		ug/Kg	U	43	43
B3-2 S-2	BY06962	SW8081	4/27/2017	2	g-BHC		ug/Kg	U	1.7	1.7
B3-2 S-2	BY06962	SW8081	4/27/2017	2	Dieldrin		ug/Kg	U	4.3	4.3
B3-2 S-2	BY06962	SW8081	4/27/2017	2	Endrin		ug/Kg	U	8.6	8.6
B3-2 S-2	BY06962	SW8081	4/27/2017	2	Methoxychlor		ug/Kg	U	43	43
B3-2 S-2	BY06962	SW8081	4/27/2017	2	4,4' -DDD		ug/Kg	U	2.6	2.6
B3-2 S-2	BY06962	SW8081	4/27/2017	2	4,4' -DDE		ug/Kg	U	2.6	2.6
B3-2 S-2	BY06962	SW8081	4/27/2017	2	Endrin aldehyde		ug/Kg	U	8.6	8.6
B3-2 S-2	BY06962	SW8081	4/27/2017	2	Heptachlor		ug/Kg	U	8.6	8.6
B3-2 S-2	BY06962	SW8081	4/27/2017	2	Toxaphene		ug/Kg	U	170	170
B3-2 S-2	BY06962	SW8081	4/27/2017	2	Endosulfan I		ug/Kg	U	8.6	8.6
B3-2 S-2	BY06962	SW8082	4/27/2017	2	PCB-1260		ug/Kg	U	86	86
B3-2 S-2	BY06962	SW8082	4/27/2017	2	PCB-1254		ug/Kg	U	86	86
B3-2 S-2	BY06962	SW8082	4/27/2017	2	PCB-1268		ug/Kg	U	86	86
B3-2 S-2	BY06962	SW8082	4/27/2017	2	PCB-1221		ug/Kg	U	86	86
B3-2 S-2	BY06962	SW8082	4/27/2017	2	PCB-1232		ug/Kg	U	86	86
B3-2 S-2	BY06962	SW8082	4/27/2017	2	PCB-1248		ug/Kg	U	86	86
B3-2 S-2	BY06962	SW8082	4/27/2017	2	PCB-1016		ug/Kg	U	86	86
B3-2 S-2	BY06962	SW8082	4/27/2017	2	PCB-1262		ug/Kg	U	86	86
B3-2 S-2	BY06962	SW8082	4/27/2017	2	PCB-1242		ug/Kg	U	86	86
B3-2 S-2	BY06962	SW8260	4/24/2017	50	n-Propylbenzene		ug/Kg	U	76	380
B3-2 S-2	BY06962	SW8260	4/24/2017	50	n-Butylbenzene		ug/Kg	U	38	380
B3-2 S-2	BY06962	SW8260	4/24/2017	50	4-Chlorotoluene		ug/Kg	U	38	380
B3-2 S-2	BY06962	SW8260	4/24/2017	50	1,4-Dichlorobenzene		ug/Kg	U	38	380
B3-2 S-2	BY06962	SW8260	4/24/2017	50	1,3,5-Trimethylbenzene		ug/Kg	U	38	380
B3-2 S-2	BY06962	SW8260	4/24/2017	50	Bromobenzene		ug/Kg	U	38	380
B3-2 S-2	BY06962	SW8260	4/24/2017	50	trans-1,4-dichloro-2-butene		ug/Kg	U	190	760
B3-2 S-2	BY06962	SW8260	4/24/2017	50	1,2,4-Trichlorobenzene		ug/Kg	U	76	380
B3-2 S-2	BY06962	SW8260	4/24/2017	50	sec-Butylbenzene		ug/Kg	U	38	380
B3-2 S-2	BY06962	SW8260	4/24/2017	50	2-Isopropyltoluene		ug/Kg	U	38	380
B3-2 S-2	BY06962	SW8260	4/24/2017	50	1,3-Dichlorobenzene		ug/Kg	U	38	380
B3-2 S-2	BY06962	SW8260	4/24/2017	50	1,1,2,2-Tetrachloroethane		ug/Kg	U	76	380
B3-2 S-2	BY06962	SW8260	4/24/2017	50	1,2,3-Trichlorobenzene		ug/Kg	U	76	380
B3-2 S-2	BY06962	SW8260	4/24/2017	50	Hexachlorobutadiene		ug/Kg	U	38	380
B3-2 S-2	BY06962	SW8260	4/24/2017	50	Naphthalene		ug/Kg	U	76	380
B3-2 S-2	BY06962	SW8260	4/24/2017	50	2-Chlorotoluene		ug/Kg	U	76	380

ANGELIC TEXTILE SERVICES
NEW YORK
DATA SUMMARY TABLE
SEDIMENT
SDG: GBY06958

Sample Name	Lab ID	Analytical Method	Analysis Date	Dilution Factor	Analyte	Result	Unit	Qualifier	MDL	RL
B3-2 S-2	BY06962	SW8260	4/24/2017	50	1,2-Dichlorobenzene		ug/Kg	U	38	380
B3-2 S-2	BY06962	SW8260	4/24/2017	50	1,2,4-Trimethylbenzene		ug/Kg	U	38	380
B3-2 S-2	BY06962	SW8260	4/24/2017	50	1,2-Dibromo-3-chloropropane		ug/Kg	U	76	380
B3-2 S-2	BY06962	SW8260	4/24/2017	50	1,2,3-Trichloropropane		ug/Kg	U	38	380
B3-2 S-2	BY06962	SW8260	4/24/2017	50	tert-Butylbenzene		ug/Kg	U	38	380
B3-2 S-2	BY06962	SW8260	4/24/2017	50	Isopropylbenzene		ug/Kg	U	38	380
B3-2 S-2	BY06962	SW8260	4/24/2017	50	p-Isopropyltoluene		ug/Kg	U	38	380
B3-2 S-2	BY06962	SW8260	4/25/2017	1	Ethylbenzene		ug/Kg	U	0.72	7.2
B3-2 S-2	BY06962	SW8260	4/25/2017	1	Styrene		ug/Kg	U	0.72	7.2
B3-2 S-2	BY06962	SW8260	4/25/2017	1	cis-1,3-Dichloropropene		ug/Kg	U	0.72	7.2
B3-2 S-2	BY06962	SW8260	4/25/2017	1	trans-1,3-Dichloropropene		ug/Kg	U	0.72	7.2
B3-2 S-2	BY06962	SW8260	4/25/2017	1	1,2-Dibromoethane		ug/Kg	U	0.72	7.2
B3-2 S-2	BY06962	SW8260	4/25/2017	1	1,2-Dichloroethane		ug/Kg	U	0.72	7.2
B3-2 S-2	BY06962	SW8260	4/25/2017	1	Acrylonitrile		ug/Kg	U	1.4	14
B3-2 S-2	BY06962	SW8260	4/25/2017	1	4-Methyl-2-pentanone		ug/Kg	U	7.2	36
B3-2 S-2	BY06962	SW8260	4/25/2017	1	Toluene		ug/Kg	U	0.72	7.2
B3-2 S-2	BY06962	SW8260	4/25/2017	1	Chlorobenzene		ug/Kg	U	0.72	7.2
B3-2 S-2	BY06962	SW8260	4/25/2017	1	Tetrahydrofuran (THF)		ug/Kg	U	3.6	14
B3-2 S-2	BY06962	SW8260	4/25/2017	1	Dibromochloromethane		ug/Kg	U	1.4	7.2
B3-2 S-2	BY06962	SW8260	4/25/2017	1	Tetrachloroethene		ug/Kg	U	1.4	7.2
B3-2 S-2	BY06962	SW8260	4/25/2017	1	1,3-Dichloropropane		ug/Kg	U	1.4	7.2
B3-2 S-2	BY06962	SW8260	4/25/2017	1	cis-1,2-Dichloroethene		ug/Kg	U	0.72	7.2
B3-2 S-2	BY06962	SW8260	4/25/2017	1	trans-1,2-Dichloroethene		ug/Kg	U	0.72	7.2
B3-2 S-2	BY06962	SW8260	4/25/2017	1	Methyl t-butyl ether (MTBE)		ug/Kg	U	1.4	14
B3-2 S-2	BY06962	SW8260	4/25/2017	1	m&p-Xylene		ug/Kg	U	1.4	7.2
B3-2 S-2	BY06962	SW8260	4/25/2017	1	Carbon tetrachloride		ug/Kg	U	1.4	7.2
B3-2 S-2	BY06962	SW8260	4/25/2017	1	1,1-Dichloropropene		ug/Kg	U	0.72	7.2
B3-2 S-2	BY06962	SW8260	4/25/2017	1	2-Hexanone		ug/Kg	U	7.2	36
B3-2 S-2	BY06962	SW8260	4/25/2017	1	2,2-Dichloropropane		ug/Kg	U	0.72	7.2
B3-2 S-2	BY06962	SW8260	4/25/2017	1	1,1,1,2-Tetrachloroethane		ug/Kg	U	1.4	7.2
B3-2 S-2	BY06962	SW8260	4/25/2017	1	Acetone	19	ug/Kg	J	7.2	36
B3-2 S-2	BY06962	SW8260	4/25/2017	1	Chloroform		ug/Kg	U	0.72	7.2
B3-2 S-2	BY06962	SW8260	4/25/2017	1	Benzene		ug/Kg	U	0.72	7.2
B3-2 S-2	BY06962	SW8260	4/25/2017	1	1,1,1-Trichloroethane		ug/Kg	U	0.72	7.2
B3-2 S-2	BY06962	SW8260	4/25/2017	1	Bromomethane		ug/Kg	U	2.9	7.2
B3-2 S-2	BY06962	SW8260	4/25/2017	1	Chloromethane		ug/Kg	U	1.4	7.2
B3-2 S-2	BY06962	SW8260	4/25/2017	1	Dibromomethane		ug/Kg	U	1.4	7.2

ANGELIC TEXTILE SERVICES
NEW YORK
DATA SUMMARY TABLE
SEDIMENT
SDG: GBY06958

Sample Name	Lab ID	Analytical Method	Analysis Date	Dilution Factor	Analyte	Result	Unit	Qualifier	MDL	RL
B3-2 S-2	BY06962	SW8260	4/25/2017	1	Bromochloromethane		ug/Kg	U	0.72	7.2
B3-2 S-2	BY06962	SW8260	4/25/2017	1	Chloroethane		ug/Kg	U	0.72	7.2
B3-2 S-2	BY06962	SW8260	4/25/2017	1	Vinyl chloride		ug/Kg	U	0.72	7.2
B3-2 S-2	BY06962	SW8260	4/25/2017	1	Methylene chloride		ug/Kg	U	7.2	7.2
B3-2 S-2	BY06962	SW8260	4/25/2017	1	Carbon Disulfide	1.5	ug/Kg	J	1.4	7.2
B3-2 S-2	BY06962	SW8260	4/25/2017	1	Bromoform		ug/Kg	U	1.4	7.2
B3-2 S-2	BY06962	SW8260	4/25/2017	1	Bromodichloromethane		ug/Kg	U	1.4	7.2
B3-2 S-2	BY06962	SW8260	4/25/2017	1	1,1-Dichloroethane		ug/Kg	U	1.4	7.2
B3-2 S-2	BY06962	SW8260	4/25/2017	1	1,1-Dichloroethene		ug/Kg	U	0.72	7.2
B3-2 S-2	BY06962	SW8260	4/25/2017	1	Trichlorofluoromethane		ug/Kg	UJ	1.4	7.2
B3-2 S-2	BY06962	SW8260	4/25/2017	1	Dichlorodifluoromethane		ug/Kg	U	0.72	7.2
B3-2 S-2	BY06962	SW8260	4/25/2017	1	Trichlorotrifluoroethane		ug/Kg	U	0.72	7.2
B3-2 S-2	BY06962	SW8260	4/25/2017	1	1,2-Dichloropropane		ug/Kg	U	1.4	7.2
B3-2 S-2	BY06962	SW8260	4/25/2017	1	Methyl Ethyl Ketone		ug/Kg	U	7.2	43
B3-2 S-2	BY06962	SW8260	4/25/2017	1	1,1,2-Trichloroethane		ug/Kg	U	1.4	7.2
B3-2 S-2	BY06962	SW8260	4/25/2017	1	Trichloroethene		ug/Kg	U	0.72	7.2
B3-2 S-2	BY06962	SW8260	4/25/2017	1	o-Xylene		ug/Kg	U	1.4	7.2
B3-2 S-2	BY06962	SW8270	4/24/2017	1	4-Nitroaniline		ug/Kg	U	140	430
B3-2 S-2	BY06962	SW8270	4/24/2017	1	4-Nitrophenol		ug/Kg	U	190	430
B3-2 S-2	BY06962	SW8270	4/24/2017	1	4-Bromophenyl phenyl ether		ug/Kg	U	130	300
B3-2 S-2	BY06962	SW8270	4/24/2017	1	2,4-Dimethylphenol		ug/Kg	U	110	300
B3-2 S-2	BY06962	SW8270	4/24/2017	1	1,4-Dichlorobenzene		ug/Kg	U	130	300
B3-2 S-2	BY06962	SW8270	4/24/2017	1	4-Chloroaniline		ug/Kg	U	200	340
B3-2 S-2	BY06962	SW8270	4/24/2017	1	Phenol		ug/Kg	U	140	300
B3-2 S-2	BY06962	SW8270	4/24/2017	1	Benzoic acid		ug/Kg	UJ	860	2200
B3-2 S-2	BY06962	SW8270	4/24/2017	1	Bis(2-chloroethyl)ether		ug/Kg	U	120	220
B3-2 S-2	BY06962	SW8270	4/24/2017	1	Bis(2-chloroethoxy)methane		ug/Kg	U	120	300
B3-2 S-2	BY06962	SW8270	4/24/2017	1	Bis(2-ethylhexyl)phthalate		ug/Kg	U	120	300
B3-2 S-2	BY06962	SW8270	4/24/2017	1	Di-n-octylphthalate		ug/Kg	U	110	300
B3-2 S-2	BY06962	SW8270	4/24/2017	1	Hexachlorobenzene		ug/Kg	U	130	220
B3-2 S-2	BY06962	SW8270	4/24/2017	1	Anthracene		ug/Kg	U	140	300
B3-2 S-2	BY06962	SW8270	4/24/2017	1	1,2,4-Trichlorobenzene		ug/Kg	U	130	300
B3-2 S-2	BY06962	SW8270	4/24/2017	1	2,4-Dichlorophenol		ug/Kg	U	150	220
B3-2 S-2	BY06962	SW8270	4/24/2017	1	2,4-Dinitrotoluene		ug/Kg	U	170	220
B3-2 S-2	BY06962	SW8270	4/24/2017	1	1,2-Diphenylhydrazine		ug/Kg	U	140	300
B3-2 S-2	BY06962	SW8270	4/24/2017	1	Pyrene		ug/Kg	U	150	300
B3-2 S-2	BY06962	SW8270	4/24/2017	1	Dimethylphthalate		ug/Kg	U	130	300

ANGELIC TEXTILE SERVICES
NEW YORK
DATA SUMMARY TABLE
SEDIMENT
SDG: GBY06958

Sample Name	Lab ID	Analytical Method	Analysis Date	Dilution Factor	Analyte	Result	Unit	Qualifier	MDL	RL
B3-2 S-2	BY06962	SW8270	4/24/2017	1	Dibenzofuran		ug/Kg	U	130	300
B3-2 S-2	BY06962	SW8270	4/24/2017	1	Benzo(ghi)perylene		ug/Kg	U	140	300
B3-2 S-2	BY06962	SW8270	4/24/2017	1	Indeno(1,2,3-cd)pyrene		ug/Kg	U	140	300
B3-2 S-2	BY06962	SW8270	4/24/2017	1	Benzo(b)fluoranthene		ug/Kg	U	150	300
B3-2 S-2	BY06962	SW8270	4/24/2017	1	Fluoranthene		ug/Kg	U	140	300
B3-2 S-2	BY06962	SW8270	4/24/2017	1	Benzo(k)fluoranthene		ug/Kg	U	140	300
B3-2 S-2	BY06962	SW8270	4/24/2017	1	Acenaphthylene		ug/Kg	U	120	300
B3-2 S-2	BY06962	SW8270	4/24/2017	1	Chrysene		ug/Kg	U	140	300
B3-2 S-2	BY06962	SW8270	4/24/2017	1	Bis(2-chloroisopropyl)ether		ug/Kg	U	120	300
B3-2 S-2	BY06962	SW8270	4/24/2017	1	Benzo(a)pyrene		ug/Kg	U	140	220
B3-2 S-2	BY06962	SW8270	4/24/2017	1	Benzidine		ug/Kg	UJ	250	430
B3-2 S-2	BY06962	SW8270	4/24/2017	1	Dibenz(a,h)anthracene		ug/Kg	U	140	220
B3-2 S-2	BY06962	SW8270	4/24/2017	1	1,3-Dichlorobenzene		ug/Kg	U	130	300
B3-2 S-2	BY06962	SW8270	4/24/2017	1	Benz(a)anthracene		ug/Kg	U	140	300
B3-2 S-2	BY06962	SW8270	4/24/2017	1	4-Chloro-3-methylphenol		ug/Kg	U	150	300
B3-2 S-2	BY06962	SW8270	4/24/2017	1	2,6-Dinitrotoluene		ug/Kg	U	140	220
B3-2 S-2	BY06962	SW8270	4/24/2017	1	N-Nitrosodi-n-propylamine		ug/Kg	U	140	220
B3-2 S-2	BY06962	SW8270	4/24/2017	1	Aniline		ug/Kg	U	340	340
B3-2 S-2	BY06962	SW8270	4/24/2017	1	N-Nitrosodimethylamine		ug/Kg	U	120	300
B3-2 S-2	BY06962	SW8270	4/24/2017	1	Hexachloroethane		ug/Kg	U	130	220
B3-2 S-2	BY06962	SW8270	4/24/2017	1	4-Chlorophenyl phenyl ether		ug/Kg	U	140	300
B3-2 S-2	BY06962	SW8270	4/24/2017	1	Hexachlorocyclopentadiene		ug/Kg	R	130	300
B3-2 S-2	BY06962	SW8270	4/24/2017	1	Isophorone		ug/Kg	U	120	220
B3-2 S-2	BY06962	SW8270	4/24/2017	1	Pentachloronitrobenzene		ug/Kg	U	160	300
B3-2 S-2	BY06962	SW8270	4/24/2017	1	Acenaphthene		ug/Kg	U	130	300
B3-2 S-2	BY06962	SW8270	4/24/2017	1	Diethyl phthalate		ug/Kg	U	140	300
B3-2 S-2	BY06962	SW8270	4/24/2017	1	Di-n-butylphthalate		ug/Kg	U	110	300
B3-2 S-2	BY06962	SW8270	4/24/2017	1	Phenanthrene		ug/Kg	U	120	300
B3-2 S-2	BY06962	SW8270	4/24/2017	1	Benzyl butyl phthalate		ug/Kg	U	110	300
B3-2 S-2	BY06962	SW8270	4/24/2017	1	N-Nitrosodiphenylamine		ug/Kg	U	170	300
B3-2 S-2	BY06962	SW8270	4/24/2017	1	Fluorene		ug/Kg	U	140	300
B3-2 S-2	BY06962	SW8270	4/24/2017	1	Carbazole		ug/Kg	U	170	220
B3-2 S-2	BY06962	SW8270	4/24/2017	1	Hexachlorobutadiene		ug/Kg	U	160	300
B3-2 S-2	BY06962	SW8270	4/24/2017	1	Pentachlorophenol		ug/Kg	U	160	260
B3-2 S-2	BY06962	SW8270	4/24/2017	1	2,4,6-Trichlorophenol		ug/Kg	U	140	220
B3-2 S-2	BY06962	SW8270	4/24/2017	1	2-Nitroaniline		ug/Kg	U	300	300
B3-2 S-2	BY06962	SW8270	4/24/2017	1	2-Nitrophenol		ug/Kg	U	270	300

ANGELIC TEXTILE SERVICES
NEW YORK
DATA SUMMARY TABLE
SEDIMENT
SDG: GBY06958

Sample Name	Lab ID	Analytical Method	Analysis Date	Dilution Factor	Analyte	Result	Unit	Qualifier	MDL	RL
B3-2 S-2	BY06962	SW8270	4/24/2017	1	Naphthalene		ug/Kg	U	120	300
B3-2 S-2	BY06962	SW8270	4/24/2017	1	2-Methylnaphthalene		ug/Kg	U	130	300
B3-2 S-2	BY06962	SW8270	4/24/2017	1	2-Chloronaphthalene		ug/Kg	U	120	300
B3-2 S-2	BY06962	SW8270	4/24/2017	1	3,3'-Dichlorobenzidine		ug/Kg	U	200	220
B3-2 S-2	BY06962	SW8270	4/24/2017	1	2-Methylphenol (o-cresol)		ug/Kg	U	200	300
B3-2 S-2	BY06962	SW8270	4/24/2017	1	1,2-Dichlorobenzene		ug/Kg	U	120	300
B3-2 S-2	BY06962	SW8270	4/24/2017	1	2-Chlorophenol		ug/Kg	U	120	300
B3-2 S-2	BY06962	SW8270	4/24/2017	1	1,2,4,5-Tetrachlorobenzene		ug/Kg	U	150	300
B3-2 S-2	BY06962	SW8270	4/24/2017	1	2,4,5-Trichlorophenol		ug/Kg	U	240	300
B3-2 S-2	BY06962	SW8270	4/24/2017	1	Acetophenone		ug/Kg	U	130	300
B3-2 S-2	BY06962	SW8270	4/24/2017	1	Nitrobenzene		ug/Kg	U	150	220
B3-2 S-2	BY06962	SW8270	4/24/2017	1	3-Nitroaniline		ug/Kg	U	860	430
B3-2 S-2	BY06962	SW8270	4/24/2017	1	3&4-Methylphenol (m&p-cresol)	290	ug/Kg	J	170	300
B3-2 S-2	BY06962	SW6010	4/25/2017	10	Calcium	36900	mg/Kg		37	41
B3-2 S-2	BY06962	SW8270	4/24/2017	1	2,4-Dinitrophenol		ug/Kg	UJ	300	300
B2-1 S-1	BY06966	E160.3	4/24/2017	1	SOLIDS, PERCENT	83	%			
B2-1 S-1	BY06966	SW6010	4/25/2017	1	Nickel	12.9	mg/Kg		0.40	0.40
B2-1 S-1	BY06966	SW6010	4/25/2017	1	Potassium	1040	mg/Kg		3.1	8
B2-1 S-1	BY06966	SW6010	4/25/2017	1	Silver		mg/Kg	U	0.40	0.40
B2-1 S-1	BY06966	SW6010	4/25/2017	1	Sodium	474	mg/Kg		3.4	8
B2-1 S-1	BY06966	SW6010	4/25/2017	1	Thallium		mg/Kg	U	1.6	1.6
B2-1 S-1	BY06966	SW6010	4/25/2017	1	Antimony	18.1	mg/Kg		2.0	2.0
B2-1 S-1	BY06966	SW6010	4/25/2017	1	Arsenic	24.3	mg/Kg		0.79	0.79
B2-1 S-1	BY06966	SW6010	4/25/2017	1	Beryllium	0.43	mg/Kg		0.16	0.32
B2-1 S-1	BY06966	SW6010	4/25/2017	1	Cadmium	1.39	mg/Kg		0.40	0.40
B2-1 S-1	BY06966	SW6010	4/25/2017	1	Cobalt	6.08	mg/Kg		0.40	0.40
B2-1 S-1	BY06966	SW6010	4/25/2017	1	Vanadium	23.6	mg/Kg		0.40	0.40
B2-1 S-1	BY06966	SW6010	4/25/2017	1	Selenium		mg/Kg	U	1.3	1.6
B2-1 S-1	BY06966	SW7471	4/25/2017	1	Mercury	1.07	mg/Kg		0.02	0.03
B2-1 S-1	BY06966	SW8081	4/25/2017	20	Heptachlor epoxide		ug/Kg	U	79	79
B2-1 S-1	BY06966	SW8081	4/25/2017	20	Endosulfan sulfate		ug/Kg	U	79	79
B2-1 S-1	BY06966	SW8081	4/25/2017	20	Aldrin		ug/Kg	U	20	20
B2-1 S-1	BY06966	SW8081	4/25/2017	20	a-BHC		ug/Kg	U	40	40
B2-1 S-1	BY06966	SW8081	4/25/2017	20	b-BHC		ug/Kg	U	40	40
B2-1 S-1	BY06966	SW8081	4/25/2017	20	d-BHC		ug/Kg	U	40	40
B2-1 S-1	BY06966	SW8081	4/25/2017	20	Endosulfan II		ug/Kg	U	79	79
B2-1 S-1	BY06966	SW8081	4/25/2017	20	4,4' -DDT	69	ug/Kg		24	24

ANGELIC TEXTILE SERVICES
NEW YORK
DATA SUMMARY TABLE
SEDIMENT
SDG: GBY06958

Sample Name	Lab ID	Analytical Method	Analysis Date	Dilution Factor	Analyte	Result	Unit	Qualifier	MDL	RL
B2-1 S-1	BY06966	SW8081	4/25/2017	20	a-Chlordane		ug/Kg	U	40	40
B2-1 S-1	BY06966	SW8081	4/25/2017	20	g-Chlordane		ug/Kg	U	40	40
B2-1 S-1	BY06966	SW8081	4/25/2017	20	Endrin ketone		ug/Kg	U	79	79
B2-1 S-1	BY06966	SW8081	4/25/2017	20	Chlordane		ug/Kg	U	400	400
B2-1 S-1	BY06966	SW8081	4/25/2017	20	g-BHC		ug/Kg	U	16	16
B2-1 S-1	BY06966	SW8081	4/25/2017	20	Dieldrin		ug/Kg	U	20	20
B2-1 S-1	BY06966	SW8081	4/25/2017	20	Endrin		ug/Kg	U	40	40
B2-1 S-1	BY06966	SW8081	4/25/2017	20	Methoxychlor		ug/Kg	U	400	400
B2-1 S-1	BY06966	SW8081	4/25/2017	20	4,4' -DDD		ug/Kg	U	20	20
B2-1 S-1	BY06966	SW8081	4/25/2017	20	4,4' -DDE	47	ug/Kg		24	24
B2-1 S-1	BY06966	SW8081	4/25/2017	20	Endrin aldehyde		ug/Kg	U	79	79
B2-1 S-1	BY06966	SW8081	4/25/2017	20	Heptachlor		ug/Kg	U	40	40
B2-1 S-1	BY06966	SW8081	4/25/2017	20	Toxaphene		ug/Kg	U	1600	1600
B2-1 S-1	BY06966	SW8081	4/25/2017	20	Endosulfan I		ug/Kg	U	79	79
B2-1 S-1	BY06966	SW8082	4/25/2017	20	PCB-1260		ug/Kg	U	790	790
B2-1 S-1	BY06966	SW8082	4/25/2017	20	PCB-1254	1200	ug/Kg	J	790	790
B2-1 S-1	BY06966	SW8082	4/25/2017	20	PCB-1268		ug/Kg	U	790	790
B2-1 S-1	BY06966	SW8082	4/25/2017	20	PCB-1221		ug/Kg	U	790	790
B2-1 S-1	BY06966	SW8082	4/25/2017	20	PCB-1232		ug/Kg	U	790	790
B2-1 S-1	BY06966	SW8082	4/25/2017	20	PCB-1248		ug/Kg	U	790	790
B2-1 S-1	BY06966	SW8082	4/25/2017	20	PCB-1016		ug/Kg	U	790	790
B2-1 S-1	BY06966	SW8082	4/25/2017	20	PCB-1262		ug/Kg	U	790	790
B2-1 S-1	BY06966	SW8082	4/25/2017	20	PCB-1242		ug/Kg	U	790	790
B2-1 S-1	BY06966	SW8260	4/25/2017	1	Ethylbenzene		ug/Kg	U	0.69	6.9
B2-1 S-1	BY06966	SW8260	4/25/2017	1	Styrene		ug/Kg	U	0.69	6.9
B2-1 S-1	BY06966	SW8260	4/25/2017	1	cis-1,3-Dichloropropene		ug/Kg	U	0.69	6.9
B2-1 S-1	BY06966	SW8260	4/25/2017	1	trans-1,3-Dichloropropene		ug/Kg	U	0.69	6.9
B2-1 S-1	BY06966	SW8260	4/25/2017	1	n-Propylbenzene		ug/Kg	U	1.4	6.9
B2-1 S-1	BY06966	SW8260	4/25/2017	1	n-Butylbenzene		ug/Kg	U	0.69	6.9
B2-1 S-1	BY06966	SW8260	4/25/2017	1	4-Chlorotoluene		ug/Kg	U	0.69	6.9
B2-1 S-1	BY06966	SW8260	4/25/2017	1	1,4-Dichlorobenzene		ug/Kg	U	0.69	6.9
B2-1 S-1	BY06966	SW8260	4/25/2017	1	1,2-Dibromoethane		ug/Kg	U	0.69	6.9
B2-1 S-1	BY06966	SW8260	4/25/2017	1	1,2-Dichloroethane		ug/Kg	U	0.69	6.9
B2-1 S-1	BY06966	SW8260	4/25/2017	1	Acrylonitrile		ug/Kg	U	1.4	14
B2-1 S-1	BY06966	SW8260	4/25/2017	1	4-Methyl-2-pentanone		ug/Kg	U	6.9	34
B2-1 S-1	BY06966	SW8260	4/25/2017	1	1,3,5-Trimethylbenzene		ug/Kg	U	0.69	6.9
B2-1 S-1	BY06966	SW8260	4/25/2017	1	Bromobenzene		ug/Kg	U	0.69	6.9

ANGELIC TEXTILE SERVICES
NEW YORK
DATA SUMMARY TABLE
SEDIMENT
SDG: GBY06958

Sample Name	Lab ID	Analytical Method	Analysis Date	Dilution Factor	Analyte	Result	Unit	Qualifier	MDL	RL
B2-1 S-1	BY06966	SW8260	4/25/2017	1	Toluene		ug/Kg	U	0.69	6.9
B2-1 S-1	BY06966	SW8260	4/25/2017	1	Chlorobenzene		ug/Kg	U	0.69	6.9
B2-1 S-1	BY06966	SW8260	4/25/2017	1	Tetrahydrofuran (THF)		ug/Kg	U	3.4	14
B2-1 S-1	BY06966	SW8260	4/25/2017	1	trans-1,4-dichloro-2-butene		ug/Kg	U	3.4	14
B2-1 S-1	BY06966	SW8260	4/25/2017	1	1,2,4-Trichlorobenzene		ug/Kg	U	1.4	6.9
B2-1 S-1	BY06966	SW8260	4/25/2017	1	Dibromochloromethane		ug/Kg	U	1.4	6.9
B2-1 S-1	BY06966	SW8260	4/25/2017	1	Tetrachloroethene		ug/Kg	U	1.4	6.9
B2-1 S-1	BY06966	SW8260	4/25/2017	1	sec-Butylbenzene		ug/Kg	U	0.69	6.9
B2-1 S-1	BY06966	SW8260	4/25/2017	1	1,3-Dichloropropane		ug/Kg	U	1.4	6.9
B2-1 S-1	BY06966	SW8260	4/25/2017	1	cis-1,2-Dichloroethene		ug/Kg	U	0.69	6.9
B2-1 S-1	BY06966	SW8260	4/25/2017	1	trans-1,2-Dichloroethene		ug/Kg	U	0.69	6.9
B2-1 S-1	BY06966	SW8260	4/25/2017	1	Methyl t-butyl ether (MTBE)		ug/Kg	U	1.4	14
B2-1 S-1	BY06966	SW8260	4/25/2017	1	m&p-Xylene		ug/Kg	U	1.4	6.9
B2-1 S-1	BY06966	SW8260	4/25/2017	1	2-Isopropyltoluene		ug/Kg	U	0.69	6.9
B2-1 S-1	BY06966	SW8260	4/25/2017	1	1,3-Dichlorobenzene		ug/Kg	U	0.69	6.9
B2-1 S-1	BY06966	SW8260	4/25/2017	1	Carbon tetrachloride		ug/Kg	U	1.4	6.9
B2-1 S-1	BY06966	SW8260	4/25/2017	1	1,1-Dichloropropene		ug/Kg	U	0.69	6.9
B2-1 S-1	BY06966	SW8260	4/25/2017	1	2-Hexanone		ug/Kg	U	6.9	34
B2-1 S-1	BY06966	SW8260	4/25/2017	1	2,2-Dichloropropane		ug/Kg	U	0.69	6.9
B2-1 S-1	BY06966	SW8260	4/25/2017	1	1,1,1,2-Tetrachloroethane		ug/Kg	U	1.4	6.9
B2-1 S-1	BY06966	SW8260	4/25/2017	1	Acetone	16	ug/Kg	J	6.9	34
B2-1 S-1	BY06966	SW8260	4/25/2017	1	Chloroform		ug/Kg	U	0.69	6.9
B2-1 S-1	BY06966	SW8260	4/25/2017	1	Benzene		ug/Kg	U	0.69	6.9
B2-1 S-1	BY06966	SW8260	4/25/2017	1	1,1,1-Trichloroethane		ug/Kg	U	0.69	6.9
B2-1 S-1	BY06966	SW8260	4/25/2017	1	Bromomethane		ug/Kg	U	2.7	6.9
B2-1 S-1	BY06966	SW8260	4/25/2017	1	Chloromethane		ug/Kg	U	1.4	6.9
B2-1 S-1	BY06966	SW8260	4/25/2017	1	Dibromomethane		ug/Kg	U	1.4	6.9
B2-1 S-1	BY06966	SW8260	4/25/2017	1	Bromochloromethane		ug/Kg	U	0.69	6.9
B2-1 S-1	BY06966	SW8260	4/25/2017	1	Chloroethane		ug/Kg	U	0.69	6.9
B2-1 S-1	BY06966	SW8260	4/25/2017	1	Vinyl chloride		ug/Kg	U	0.69	6.9
B2-1 S-1	BY06966	SW8260	4/25/2017	1	Methylene chloride		ug/Kg	U	6.9	6.9
B2-1 S-1	BY06966	SW8260	4/25/2017	1	Carbon Disulfide		ug/Kg	U	1.4	6.9
B2-1 S-1	BY06966	SW8260	4/25/2017	1	Bromoform		ug/Kg	U	1.4	6.9
B2-1 S-1	BY06966	SW8260	4/25/2017	1	Bromodichloromethane		ug/Kg	U	1.4	6.9
B2-1 S-1	BY06966	SW8260	4/25/2017	1	1,1-Dichloroethane		ug/Kg	U	1.4	6.9
B2-1 S-1	BY06966	SW8260	4/25/2017	1	1,1-Dichloroethene		ug/Kg	U	0.69	6.9
B2-1 S-1	BY06966	SW8260	4/25/2017	1	Trichlorofluoromethane	2.2	ug/Kg	J	1.4	6.9

ANGELIC TEXTILE SERVICES
NEW YORK
DATA SUMMARY TABLE
SEDIMENT
SDG: GBY06958

Sample Name	Lab ID	Analytical Method	Analysis Date	Dilution Factor	Analyte	Result	Unit	Qualifier	MDL	RL
B2-1 S-1	BY06966	SW8260	4/25/2017	1	Dichlorodifluoromethane		ug/Kg	U	0.69	6.9
B2-1 S-1	BY06966	SW8260	4/25/2017	1	Trichlorotrifluoroethane		ug/Kg	U	0.69	6.9
B2-1 S-1	BY06966	SW8260	4/25/2017	1	1,2-Dichloropropane		ug/Kg	U	1.4	6.9
B2-1 S-1	BY06966	SW8260	4/25/2017	1	Methyl Ethyl Ketone		ug/Kg	U	6.9	41
B2-1 S-1	BY06966	SW8260	4/25/2017	1	1,1,2-Trichloroethane		ug/Kg	U	1.4	6.9
B2-1 S-1	BY06966	SW8260	4/25/2017	1	Trichloroethene		ug/Kg	U	0.69	6.9
B2-1 S-1	BY06966	SW8260	4/25/2017	1	1,1,2,2-Tetrachloroethane		ug/Kg	U	1.4	6.9
B2-1 S-1	BY06966	SW8260	4/25/2017	1	1,2,3-Trichlorobenzene		ug/Kg	U	1.4	6.9
B2-1 S-1	BY06966	SW8260	4/25/2017	1	Hexachlorobutadiene		ug/Kg	U	0.69	6.9
B2-1 S-1	BY06966	SW8260	4/25/2017	1	o-Xylene		ug/Kg	U	1.4	6.9
B2-1 S-1	BY06966	SW8260	4/25/2017	1	2-Chlorotoluene		ug/Kg	U	1.4	6.9
B2-1 S-1	BY06966	SW8260	4/25/2017	1	1,2-Dichlorobenzene		ug/Kg	U	0.69	6.9
B2-1 S-1	BY06966	SW8260	4/25/2017	1	1,2,4-Trimethylbenzene		ug/Kg	U	0.69	6.9
B2-1 S-1	BY06966	SW8260	4/25/2017	1	1,2-Dibromo-3-chloropropane		ug/Kg	U	1.4	6.9
B2-1 S-1	BY06966	SW8260	4/25/2017	1	1,2,3-Trichloropropane		ug/Kg	U	0.69	6.9
B2-1 S-1	BY06966	SW8260	4/25/2017	1	tert-Butylbenzene		ug/Kg	U	0.69	6.9
B2-1 S-1	BY06966	SW8260	4/25/2017	1	Isopropylbenzene		ug/Kg	U	0.69	6.9
B2-1 S-1	BY06966	SW8260	4/25/2017	1	p-Isopropyltoluene		ug/Kg	U	0.69	6.9
B2-1 S-1	BY06966	SW8260	4/26/2017	50	Naphthalene	870	ug/Kg		120	580
B2-1 S-1	BY06966	SW8270	4/25/2017	10	4-Nitroaniline		ug/Kg	U	1300	4000
B2-1 S-1	BY06966	SW8270	4/25/2017	10	4-Nitrophenol		ug/Kg	U	1800	4000
B2-1 S-1	BY06966	SW8270	4/25/2017	10	4-Bromophenyl phenyl ether		ug/Kg	U	1200	2800
B2-1 S-1	BY06966	SW8270	4/25/2017	10	2,4-Dimethylphenol		ug/Kg	U	990	2800
B2-1 S-1	BY06966	SW8270	4/25/2017	10	1,4-Dichlorobenzene		ug/Kg	U	1200	2800
B2-1 S-1	BY06966	SW8270	4/25/2017	10	4-Chloroaniline		ug/Kg	U	1900	3200
B2-1 S-1	BY06966	SW8270	4/25/2017	10	Phenol		ug/Kg	U	1300	1300
B2-1 S-1	BY06966	SW8270	4/25/2017	10	Pyridine		ug/Kg	U	980	2800
B2-1 S-1	BY06966	SW8270	4/25/2017	10	Bis(2-chloroethyl)ether		ug/Kg	U	1100	2000
B2-1 S-1	BY06966	SW8270	4/25/2017	10	Bis(2-chloroethoxy)methane		ug/Kg	U	1100	2800
B2-1 S-1	BY06966	SW8270	4/25/2017	10	Bis(2-ethylhexyl)phthalate		ug/Kg	U	1200	2800
B2-1 S-1	BY06966	SW8270	4/25/2017	10	Di-n-octylphthalate		ug/Kg	U	1000	2800
B2-1 S-1	BY06966	SW8270	4/25/2017	10	Hexachlorobenzene		ug/Kg	U	1200	2000
B2-1 S-1	BY06966	SW8270	4/25/2017	10	Anthracene	6300	ug/Kg		1300	2800
B2-1 S-1	BY06966	SW8270	4/25/2017	10	1,2,4-Trichlorobenzene		ug/Kg	U	1200	2800
B2-1 S-1	BY06966	SW8270	4/25/2017	10	2,4-Dichlorophenol		ug/Kg	U	1400	2000
B2-1 S-1	BY06966	SW8270	4/25/2017	10	2,4-Dinitrotoluene		ug/Kg	U	1600	2000
B2-1 S-1	BY06966	SW8270	4/25/2017	10	1,2-Diphenylhydrazine		ug/Kg	U	1300	2800

ANGELIC TEXTILE SERVICES
NEW YORK
DATA SUMMARY TABLE
SEDIMENT
SDG: GBY06958

Sample Name	Lab ID	Analytical Method	Analysis Date	Dilution Factor	Analyte	Result	Unit	Qualifier	MDL	RL
B2-1 S-1	BY06966	SW8270	4/25/2017	10	Pyrene	28000	ug/Kg		1400	2800
B2-1 S-1	BY06966	SW8270	4/25/2017	10	Dimethylphthalate		ug/Kg	U	1200	2800
B2-1 S-1	BY06966	SW8270	4/25/2017	10	Dibenzofuran	2000	ug/Kg	J	1200	2800
B2-1 S-1	BY06966	SW8270	4/25/2017	10	Benzo(ghi)perylene	7900	ug/Kg		1300	2800
B2-1 S-1	BY06966	SW8270	4/25/2017	10	Indeno(1,2,3-cd)pyrene	9600	ug/Kg		1300	1300
B2-1 S-1	BY06966	SW8270	4/25/2017	10	Benzo(b)fluoranthene	12000	ug/Kg		1400	1400
B2-1 S-1	BY06966	SW8270	4/25/2017	10	Fluoranthene	34000	ug/Kg		1300	2800
B2-1 S-1	BY06966	SW8270	4/25/2017	10	Benzo(k)fluoranthene	12000	ug/Kg		1300	1300
B2-1 S-1	BY06966	SW8270	4/25/2017	10	Acenaphthylene		ug/Kg	UJ	1100	2800
B2-1 S-1	BY06966	SW8270	4/25/2017	10	Chrysene	15000	ug/Kg		1300	1300
B2-1 S-1	BY06966	SW8270	4/25/2017	10	Bis(2-chloroisopropyl)ether		ug/Kg	U	1100	2800
B2-1 S-1	BY06966	SW8270	4/25/2017	10	Benzo(a)pyrene	14000	ug/Kg		1300	1300
B2-1 S-1	BY06966	SW8270	4/25/2017	10	2,4-Dinitrophenol		ug/Kg	U	2800	2800
B2-1 S-1	BY06966	SW8270	4/25/2017	10	4,6-Dinitro-2-methylphenol		ug/Kg	U	800	2400
B2-1 S-1	BY06966	SW8270	4/25/2017	10	Dibenz(a,h)anthracene	1600	ug/Kg		1300	1300
B2-1 S-1	BY06966	SW8270	4/25/2017	10	1,3-Dichlorobenzene		ug/Kg	U	1200	2800
B2-1 S-1	BY06966	SW8270	4/25/2017	10	Benz(a)anthracene	15000	ug/Kg		1300	1300
B2-1 S-1	BY06966	SW8270	4/25/2017	10	4-Chloro-3-methylphenol		ug/Kg	U	1400	2800
B2-1 S-1	BY06966	SW8270	4/25/2017	10	2,6-Dinitrotoluene		ug/Kg	UJ	1300	2000
B2-1 S-1	BY06966	SW8270	4/25/2017	10	N-Nitrosodi-n-propylamine		ug/Kg	U	1300	2000
B2-1 S-1	BY06966	SW8270	4/25/2017	10	Aniline		ug/Kg	U	3200	3200
B2-1 S-1	BY06966	SW8270	4/25/2017	10	N-Nitrosodimethylamine		ug/Kg	U	1100	2800
B2-1 S-1	BY06966	SW8270	4/25/2017	10	Benzoic acid		ug/Kg	U	8000	20000
B2-1 S-1	BY06966	SW8270	4/25/2017	10	Hexachloroethane		ug/Kg	U	1200	2000
B2-1 S-1	BY06966	SW8270	4/25/2017	10	4-Chlorophenyl phenyl ether		ug/Kg	U	1300	2800
B2-1 S-1	BY06966	SW8270	4/25/2017	10	Hexachlorocyclopentadiene		ug/Kg	U	1200	2800
B2-1 S-1	BY06966	SW8270	4/25/2017	10	Isophorone		ug/Kg	U	1100	2000
B2-1 S-1	BY06966	SW8270	4/25/2017	10	Pentachloronitrobenzene		ug/Kg	U	1500	2800
B2-1 S-1	BY06966	SW8270	4/25/2017	10	Acenaphthene	3000	ug/Kg		1200	2800
B2-1 S-1	BY06966	SW8270	4/25/2017	10	Diethyl phthalate		ug/Kg	U	1300	2800
B2-1 S-1	BY06966	SW8270	4/25/2017	10	Di-n-butylphthalate		ug/Kg	U	1100	2800
B2-1 S-1	BY06966	SW8270	4/25/2017	10	Phenanthrene	25000	ug/Kg		1100	2800
B2-1 S-1	BY06966	SW8270	4/25/2017	10	Benzyl butyl phthalate		ug/Kg	U	1000	2800
B2-1 S-1	BY06966	SW8270	4/25/2017	10	N-Nitrosodiphenylamine		ug/Kg	U	1500	2800
B2-1 S-1	BY06966	SW8270	4/25/2017	10	Fluorene	3100	ug/Kg		1300	2800
B2-1 S-1	BY06966	SW8270	4/25/2017	10	Carbazole	3000	ug/Kg		1600	2000
B2-1 S-1	BY06966	SW8270	4/25/2017	10	Hexachlorobutadiene		ug/Kg	U	1400	2800

ANGELIC TEXTILE SERVICES
NEW YORK
DATA SUMMARY TABLE
SEDIMENT
SDG: GBY06958

Sample Name	Lab ID	Analytical Method	Analysis Date	Dilution Factor	Analyte	Result	Unit	Qualifier	MDL	RL
B2-1 S-1	BY06966	SW8270	4/25/2017	10	Pentachlorophenol		ug/Kg	U	1500	1500
B2-1 S-1	BY06966	SW8270	4/25/2017	10	2,4,6-Trichlorophenol		ug/Kg	U	1300	2000
B2-1 S-1	BY06966	SW8270	4/25/2017	10	2-Nitroaniline		ug/Kg	U	2800	2800
B2-1 S-1	BY06966	SW8270	4/25/2017	10	2-Nitrophenol		ug/Kg	U	2500	2800
B2-1 S-1	BY06966	SW8270	4/25/2017	10	Naphthalene	4100	ug/Kg		1200	2800
B2-1 S-1	BY06966	SW8270	4/25/2017	10	2-Methylnaphthalene		ug/Kg	U	1200	2800
B2-1 S-1	BY06966	SW8270	4/25/2017	10	2-Chloronaphthalene		ug/Kg	U	1100	2800
B2-1 S-1	BY06966	SW8270	4/25/2017	10	3,3'-Dichlorobenzidine		ug/Kg	U	1900	2000
B2-1 S-1	BY06966	SW8270	4/25/2017	10	Benzidine		ug/Kg	U	2400	4000
B2-1 S-1	BY06966	SW8270	4/25/2017	10	2-Methylphenol (o-cresol)		ug/Kg	U	1900	1900
B2-1 S-1	BY06966	SW8270	4/25/2017	10	1,2-Dichlorobenzene		ug/Kg	U	1100	2800
B2-1 S-1	BY06966	SW8270	4/25/2017	10	2-Chlorophenol		ug/Kg	U	1100	2800
B2-1 S-1	BY06966	SW8270	4/25/2017	10	1,2,4,5-Tetrachlorobenzene		ug/Kg	U	1400	2800
B2-1 S-1	BY06966	SW8270	4/25/2017	10	2,4,5-Trichlorophenol		ug/Kg	UJ	2200	2800
B2-1 S-1	BY06966	SW8270	4/25/2017	10	Acetophenone		ug/Kg	U	1200	2800
B2-1 S-1	BY06966	SW8270	4/25/2017	10	Nitrobenzene		ug/Kg	U	1400	2000
B2-1 S-1	BY06966	SW8270	4/25/2017	10	3-Nitroaniline		ug/Kg	U	8000	4000
B2-1 S-1	BY06966	SW8270	4/25/2017	10	3&4-Methylphenol (m&p-cresol)		ug/Kg	U	1600	2800
B2-1 S-1	BY06966	SW6010	4/25/2017	10	Aluminum	5960	mg/Kg		7.9	40
B2-1 S-1	BY06966	SW6010	4/25/2017	10	Iron	23900	mg/Kg	J	40	40
B2-1 S-1	BY06966	SW6010	4/25/2017	10	Lead	376	mg/Kg		4.0	7.9
B2-1 S-1	BY06966	SW6010	4/25/2017	10	Magnesium	7470	mg/Kg		40	40
B2-1 S-1	BY06966	SW6010	4/25/2017	10	Manganese	357	mg/Kg		4.0	4.0
B2-1 S-1	BY06966	SW6010	4/25/2017	10	Barium	2770	mg/Kg		4.0	7.9
B2-1 S-1	BY06966	SW6010	4/25/2017	10	Chromium	1280	mg/Kg		4.0	4.0
B2-1 S-1	BY06966	SW6010	4/25/2017	10	Copper	148	mg/Kg		4.0	4.0
B2-1 S-1	BY06966	SW6010	4/25/2017	10	Zinc	435	mg/Kg		4.0	7.9
B2-1 S-1	BY06966	SW6010	4/25/2017	10	Calcium	44900	mg/Kg		36	40
SW-1 S-3	BY06969	SW6010	4/25/2017	10	Aluminum	11000	mg/Kg		8.3	42
SW-1 S-3	BY06969	SW6010	4/25/2017	10	Iron	20800	mg/Kg	J	42	42
SW-1 S-3	BY06969	SW6010	4/25/2017	10	Manganese	221	mg/Kg		4.2	4.2
SW-1 S-3	BY06969	SW8270	4/25/2017	1	Pyridine		ug/Kg	UJ	100	290
SW-1 S-3	BY06969	SW8270	4/25/2017	1	Benzoic acid		ug/Kg	UJ	820	2100
SW-1 S-3	BY06969	SW8270	4/25/2017	1	Benzidine		ug/Kg	UJ	240	410
SW-1 S-3	BY06969	E160.3	4/24/2017	1	SOLIDS, PERCENT	81	%			
SW-1 S-3	BY06969	SW6010	4/25/2017	1	Lead	4.8	mg/Kg		0.42	0.8
SW-1 S-3	BY06969	SW6010	4/25/2017	1	Magnesium	2960	mg/Kg		4.2	4.2

ANGELIC TEXTILE SERVICES
NEW YORK
DATA SUMMARY TABLE
SEDIMENT
SDG: GBY06958

Sample Name	Lab ID	Analytical Method	Analysis Date	Dilution Factor	Analyte	Result	Unit	Qualifier	MDL	RL
SW-1 S-3	BY06969	SW6010	4/25/2017	1	Nickel	8.59	mg/Kg		0.42	0.42
SW-1 S-3	BY06969	SW6010	4/25/2017	1	Potassium	1530	mg/Kg		3.3	8
SW-1 S-3	BY06969	SW6010	4/25/2017	1	Silver		mg/Kg	U	0.42	0.42
SW-1 S-3	BY06969	SW6010	4/25/2017	1	Sodium	673	mg/Kg		3.6	8
SW-1 S-3	BY06969	SW6010	4/25/2017	1	Thallium		mg/Kg	U	1.7	1.7
SW-1 S-3	BY06969	SW6010	4/25/2017	1	Antimony		mg/Kg	U	2.1	2.1
SW-1 S-3	BY06969	SW6010	4/25/2017	1	Arsenic	2.21	mg/Kg		0.83	0.83
SW-1 S-3	BY06969	SW6010	4/25/2017	1	Barium	45.7	mg/Kg		0.42	0.8
SW-1 S-3	BY06969	SW6010	4/25/2017	1	Beryllium	0.58	mg/Kg		0.17	0.33
SW-1 S-3	BY06969	SW6010	4/25/2017	1	Cadmium		mg/Kg	U	0.42	0.42
SW-1 S-3	BY06969	SW6010	4/25/2017	1	Chromium	14.5	mg/Kg		0.42	0.42
SW-1 S-3	BY06969	SW6010	4/25/2017	1	Cobalt	8.12	mg/Kg		0.42	0.42
SW-1 S-3	BY06969	SW6010	4/25/2017	1	Copper	9.72	mg/Kg		0.42	0.42
SW-1 S-3	BY06969	SW6010	4/25/2017	1	Vanadium	32.7	mg/Kg		0.42	0.42
SW-1 S-3	BY06969	SW6010	4/25/2017	1	Zinc	40.0	mg/Kg		0.42	0.8
SW-1 S-3	BY06969	SW6010	4/25/2017	1	Calcium	5190	mg/Kg		3.8	4.2
SW-1 S-3	BY06969	SW6010	4/25/2017	1	Selenium		mg/Kg	U	1.4	1.7
SW-1 S-3	BY06969	SW7471	4/25/2017	1	Mercury	0.06	mg/Kg		0.02	0.03
SW-1 S-3	BY06969	SW8081	4/26/2017	2	Heptachlor epoxide		ug/Kg	U	8.2	8.2
SW-1 S-3	BY06969	SW8081	4/26/2017	2	Endosulfan sulfate		ug/Kg	U	8.2	8.2
SW-1 S-3	BY06969	SW8081	4/26/2017	2	Aldrin		ug/Kg	U	4.1	4.1
SW-1 S-3	BY06969	SW8081	4/26/2017	2	a-BHC		ug/Kg	U	8.2	8.2
SW-1 S-3	BY06969	SW8081	4/26/2017	2	b-BHC		ug/Kg	U	8.2	8.2
SW-1 S-3	BY06969	SW8081	4/26/2017	2	d-BHC		ug/Kg	U	8.2	8.2
SW-1 S-3	BY06969	SW8081	4/26/2017	2	Endosulfan II		ug/Kg	U	8.2	8.2
SW-1 S-3	BY06969	SW8081	4/26/2017	2	4,4' -DDT		ug/Kg	U	2.5	2.5
SW-1 S-3	BY06969	SW8081	4/26/2017	2	a-Chlordane		ug/Kg	U	4.1	4.1
SW-1 S-3	BY06969	SW8081	4/26/2017	2	g-Chlordane		ug/Kg	U	4.1	4.1
SW-1 S-3	BY06969	SW8081	4/26/2017	2	Endrin ketone		ug/Kg	U	8.2	8.2
SW-1 S-3	BY06969	SW8081	4/26/2017	2	Chlordane		ug/Kg	U	41	41
SW-1 S-3	BY06969	SW8081	4/26/2017	2	g-BHC		ug/Kg	U	1.6	1.6
SW-1 S-3	BY06969	SW8081	4/26/2017	2	Dieldrin		ug/Kg	U	4.1	4.1
SW-1 S-3	BY06969	SW8081	4/26/2017	2	Endrin		ug/Kg	U	8.2	8.2
SW-1 S-3	BY06969	SW8081	4/26/2017	2	Methoxychlor		ug/Kg	U	41	41
SW-1 S-3	BY06969	SW8081	4/26/2017	2	4,4' -DDD		ug/Kg	U	2.5	2.5
SW-1 S-3	BY06969	SW8081	4/26/2017	2	4,4' -DDE		ug/Kg	U	2.5	2.5
SW-1 S-3	BY06969	SW8081	4/26/2017	2	Endrin aldehyde		ug/Kg	U	8.2	8.2

ANGELIC TEXTILE SERVICES
NEW YORK
DATA SUMMARY TABLE
SEDIMENT
SDG: GBY06958

Sample Name	Lab ID	Analytical Method	Analysis Date	Dilution Factor	Analyte	Result	Unit	Qualifier	MDL	RL
SW-1 S-3	BY06969	SW8081	4/26/2017	2	Heptachlor		ug/Kg	U	8.2	8.2
SW-1 S-3	BY06969	SW8081	4/26/2017	2	Toxaphene		ug/Kg	U	160	160
SW-1 S-3	BY06969	SW8081	4/26/2017	2	Endosulfan I		ug/Kg	U	8.2	8.2
SW-1 S-3	BY06969	SW8082	4/26/2017	2	PCB-1260		ug/Kg	U	82	82
SW-1 S-3	BY06969	SW8082	4/26/2017	2	PCB-1254		ug/Kg	U	82	82
SW-1 S-3	BY06969	SW8082	4/26/2017	2	PCB-1268		ug/Kg	U	82	82
SW-1 S-3	BY06969	SW8082	4/26/2017	2	PCB-1221		ug/Kg	U	82	82
SW-1 S-3	BY06969	SW8082	4/26/2017	2	PCB-1232		ug/Kg	U	82	82
SW-1 S-3	BY06969	SW8082	4/26/2017	2	PCB-1248		ug/Kg	U	82	82
SW-1 S-3	BY06969	SW8082	4/26/2017	2	PCB-1016		ug/Kg	U	82	82
SW-1 S-3	BY06969	SW8082	4/26/2017	2	PCB-1262		ug/Kg	U	82	82
SW-1 S-3	BY06969	SW8082	4/26/2017	2	PCB-1242		ug/Kg	U	82	82
SW-1 S-3	BY06969	SW8260	4/25/2017	50	Ethylbenzene		ug/Kg	U	37	370
SW-1 S-3	BY06969	SW8260	4/25/2017	50	Styrene		ug/Kg	U	37	370
SW-1 S-3	BY06969	SW8260	4/25/2017	50	cis-1,3-Dichloropropene		ug/Kg	U	37	370
SW-1 S-3	BY06969	SW8260	4/25/2017	50	trans-1,3-Dichloropropene		ug/Kg	U	37	370
SW-1 S-3	BY06969	SW8260	4/25/2017	50	n-Propylbenzene		ug/Kg	U	74	370
SW-1 S-3	BY06969	SW8260	4/25/2017	50	n-Butylbenzene		ug/Kg	U	37	370
SW-1 S-3	BY06969	SW8260	4/25/2017	50	4-Chlorotoluene		ug/Kg	U	37	370
SW-1 S-3	BY06969	SW8260	4/25/2017	50	1,4-Dichlorobenzene		ug/Kg	U	37	370
SW-1 S-3	BY06969	SW8260	4/25/2017	50	1,2-Dibromoethane		ug/Kg	U	37	370
SW-1 S-3	BY06969	SW8260	4/25/2017	50	1,2-Dichloroethane		ug/Kg	U	37	37
SW-1 S-3	BY06969	SW8260	4/25/2017	50	Acrylonitrile		ug/Kg	U	74	740
SW-1 S-3	BY06969	SW8260	4/25/2017	50	4-Methyl-2-pentanone		ug/Kg	U	370	1800
SW-1 S-3	BY06969	SW8260	4/25/2017	50	1,3,5-Trimethylbenzene		ug/Kg	U	37	370
SW-1 S-3	BY06969	SW8260	4/25/2017	50	Bromobenzene		ug/Kg	U	37	370
SW-1 S-3	BY06969	SW8260	4/25/2017	50	Toluene		ug/Kg	U	37	370
SW-1 S-3	BY06969	SW8260	4/25/2017	50	Chlorobenzene		ug/Kg	U	37	370
SW-1 S-3	BY06969	SW8260	4/25/2017	50	Tetrahydrofuran (THF)		ug/Kg	U	180	740
SW-1 S-3	BY06969	SW8260	4/25/2017	50	trans-1,4-dichloro-2-butene		ug/Kg	U	180	740
SW-1 S-3	BY06969	SW8260	4/25/2017	50	1,2,4-Trichlorobenzene		ug/Kg	U	74	370
SW-1 S-3	BY06969	SW8260	4/25/2017	50	Dibromochloromethane		ug/Kg	U	74	370
SW-1 S-3	BY06969	SW8260	4/25/2017	50	Tetrachloroethene		ug/Kg	U	74	370
SW-1 S-3	BY06969	SW8260	4/25/2017	50	sec-Butylbenzene		ug/Kg	U	37	370
SW-1 S-3	BY06969	SW8260	4/25/2017	50	1,3-Dichloropropane		ug/Kg	U	74	370
SW-1 S-3	BY06969	SW8260	4/25/2017	50	cis-1,2-Dichloroethene		ug/Kg	U	37	250
SW-1 S-3	BY06969	SW8260	4/25/2017	50	trans-1,2-Dichloroethene		ug/Kg	U	37	190

ANGELIC TEXTILE SERVICES
NEW YORK
DATA SUMMARY TABLE
SEDIMENT
SDG: GBY06958

Sample Name	Lab ID	Analytical Method	Analysis Date	Dilution Factor	Analyte	Result	Unit	Qualifier	MDL	RL
SW-1 S-3	BY06969	SW8260	4/25/2017	50	Methyl t-butyl ether (MTBE)		ug/Kg	U	74	740
SW-1 S-3	BY06969	SW8260	4/25/2017	50	m&p-Xylene		ug/Kg	U	74	370
SW-1 S-3	BY06969	SW8260	4/25/2017	50	2-Isopropyltoluene		ug/Kg	U	37	370
SW-1 S-3	BY06969	SW8260	4/25/2017	50	1,3-Dichlorobenzene		ug/Kg	U	37	370
SW-1 S-3	BY06969	SW8260	4/25/2017	50	Carbon tetrachloride		ug/Kg	U	74	370
SW-1 S-3	BY06969	SW8260	4/25/2017	50	1,1-Dichloropropene		ug/Kg	U	37	370
SW-1 S-3	BY06969	SW8260	4/25/2017	50	2-Hexanone		ug/Kg	U	370	1800
SW-1 S-3	BY06969	SW8260	4/25/2017	50	2,2-Dichloropropane		ug/Kg	U	37	370
SW-1 S-3	BY06969	SW8260	4/25/2017	50	1,1,1,2-Tetrachloroethane		ug/Kg	U	74	370
SW-1 S-3	BY06969	SW8260	4/25/2017	50	Acetone		ug/Kg	U	370	370
SW-1 S-3	BY06969	SW8260	4/25/2017	50	Chloroform		ug/Kg	U	37	370
SW-1 S-3	BY06969	SW8260	4/25/2017	50	Benzene		ug/Kg	U	37	60
SW-1 S-3	BY06969	SW8260	4/25/2017	50	1,1,1-Trichloroethane		ug/Kg	U	37	370
SW-1 S-3	BY06969	SW8260	4/25/2017	50	Bromomethane		ug/Kg	U	150	370
SW-1 S-3	BY06969	SW8260	4/25/2017	50	Chloromethane		ug/Kg	U	74	370
SW-1 S-3	BY06969	SW8260	4/25/2017	50	Dibromomethane		ug/Kg	U	74	370
SW-1 S-3	BY06969	SW8260	4/25/2017	50	Bromochloromethane		ug/Kg	U	37	370
SW-1 S-3	BY06969	SW8260	4/25/2017	50	Chloroethane		ug/Kg	U	37	370
SW-1 S-3	BY06969	SW8260	4/25/2017	50	Vinyl chloride		ug/Kg	U	37	37
SW-1 S-3	BY06969	SW8260	4/25/2017	50	Methylene chloride		ug/Kg	U	370	370
SW-1 S-3	BY06969	SW8260	4/25/2017	50	Carbon Disulfide		ug/Kg	U	74	370
SW-1 S-3	BY06969	SW8260	4/25/2017	50	Bromoform		ug/Kg	U	74	370
SW-1 S-3	BY06969	SW8260	4/25/2017	50	Bromodichloromethane		ug/Kg	U	74	370
SW-1 S-3	BY06969	SW8260	4/25/2017	50	1,1-Dichloroethane		ug/Kg	U	74	270
SW-1 S-3	BY06969	SW8260	4/25/2017	50	1,1-Dichloroethene		ug/Kg	U	37	330
SW-1 S-3	BY06969	SW8260	4/25/2017	50	Trichlorofluoromethane		ug/Kg	U	74	370
SW-1 S-3	BY06969	SW8260	4/25/2017	50	Dichlorodifluoromethane		ug/Kg	U	37	370
SW-1 S-3	BY06969	SW8260	4/25/2017	50	Trichlorotrifluoroethane		ug/Kg	U	37	370
SW-1 S-3	BY06969	SW8260	4/25/2017	50	1,2-Dichloropropane		ug/Kg	U	74	370
SW-1 S-3	BY06969	SW8260	4/25/2017	50	Methyl Ethyl Ketone		ug/Kg	U	370	370
SW-1 S-3	BY06969	SW8260	4/25/2017	50	1,1,2-Trichloroethane		ug/Kg	U	74	370
SW-1 S-3	BY06969	SW8260	4/25/2017	50	Trichloroethene		ug/Kg	U	37	370
SW-1 S-3	BY06969	SW8260	4/25/2017	50	1,1,2,2-Tetrachloroethane		ug/Kg	U	74	370
SW-1 S-3	BY06969	SW8260	4/25/2017	50	1,2,3-Trichlorobenzene		ug/Kg	U	74	370
SW-1 S-3	BY06969	SW8260	4/25/2017	50	Hexachlorobutadiene		ug/Kg	U	37	370
SW-1 S-3	BY06969	SW8260	4/25/2017	50	Naphthalene		ug/Kg	U	74	370
SW-1 S-3	BY06969	SW8260	4/25/2017	50	o-Xylene		ug/Kg	U	74	370

ANGELIC TEXTILE SERVICES
NEW YORK
DATA SUMMARY TABLE
SEDIMENT
SDG: GBY06958

Sample Name	Lab ID	Analytical Method	Analysis Date	Dilution Factor	Analyte	Result	Unit	Qualifier	MDL	RL
SW-1 S-3	BY06969	SW8260	4/25/2017	50	2-Chlorotoluene		ug/Kg	U	74	370
SW-1 S-3	BY06969	SW8260	4/25/2017	50	1,2-Dichlorobenzene		ug/Kg	U	37	370
SW-1 S-3	BY06969	SW8260	4/25/2017	50	1,2,4-Trimethylbenzene		ug/Kg	U	37	370
SW-1 S-3	BY06969	SW8260	4/25/2017	50	1,2-Dibromo-3-chloropropane		ug/Kg	U	74	370
SW-1 S-3	BY06969	SW8260	4/25/2017	50	1,2,3-Trichloropropane		ug/Kg	U	37	370
SW-1 S-3	BY06969	SW8260	4/25/2017	50	tert-Butylbenzene		ug/Kg	U	37	370
SW-1 S-3	BY06969	SW8260	4/25/2017	50	Isopropylbenzene		ug/Kg	U	37	370
SW-1 S-3	BY06969	SW8260	4/25/2017	50	p-Isopropyltoluene		ug/Kg	U	37	370
SW-1 S-3	BY06969	SW8270	4/25/2017	1	4-Nitroaniline		ug/Kg	U	140	410
SW-1 S-3	BY06969	SW8270	4/25/2017	1	4-Nitrophenol		ug/Kg	U	190	410
SW-1 S-3	BY06969	SW8270	4/25/2017	1	4-Bromophenyl phenyl ether		ug/Kg	U	120	290
SW-1 S-3	BY06969	SW8270	4/25/2017	1	2,4-Dimethylphenol		ug/Kg	U	100	290
SW-1 S-3	BY06969	SW8270	4/25/2017	1	1,4-Dichlorobenzene		ug/Kg	U	120	290
SW-1 S-3	BY06969	SW8270	4/25/2017	1	4-Chloroaniline		ug/Kg	U	190	330
SW-1 S-3	BY06969	SW8270	4/25/2017	1	Phenol		ug/Kg	U	130	290
SW-1 S-3	BY06969	SW8270	4/25/2017	1	Bis(2-chloroethyl)ether		ug/Kg	U	110	210
SW-1 S-3	BY06969	SW8270	4/25/2017	1	Bis(2-chloroethoxy)methane		ug/Kg	U	110	290
SW-1 S-3	BY06969	SW8270	4/25/2017	1	Bis(2-ethylhexyl)phthalate		ug/Kg	U	120	290
SW-1 S-3	BY06969	SW8270	4/25/2017	1	Di-n-octylphthalate		ug/Kg	U	110	290
SW-1 S-3	BY06969	SW8270	4/25/2017	1	Hexachlorobenzene		ug/Kg	U	120	210
SW-1 S-3	BY06969	SW8270	4/25/2017	1	Anthracene		ug/Kg	U	130	290
SW-1 S-3	BY06969	SW8270	4/25/2017	1	1,2,4-Trichlorobenzene		ug/Kg	U	120	290
SW-1 S-3	BY06969	SW8270	4/25/2017	1	2,4-Dichlorophenol		ug/Kg	U	140	210
SW-1 S-3	BY06969	SW8270	4/25/2017	1	2,4-Dinitrotoluene		ug/Kg	U	160	210
SW-1 S-3	BY06969	SW8270	4/25/2017	1	1,2-Diphenylhydrazine		ug/Kg	U	130	290
SW-1 S-3	BY06969	SW8270	4/25/2017	1	Pyrene		ug/Kg	U	140	290
SW-1 S-3	BY06969	SW8270	4/25/2017	1	Dimethylphthalate		ug/Kg	U	130	290
SW-1 S-3	BY06969	SW8270	4/25/2017	1	Dibenzofuran		ug/Kg	U	120	290
SW-1 S-3	BY06969	SW8270	4/25/2017	1	Benzo(ghi)perylene		ug/Kg	U	130	290
SW-1 S-3	BY06969	SW8270	4/25/2017	1	Indeno(1,2,3-cd)pyrene		ug/Kg	U	140	290
SW-1 S-3	BY06969	SW8270	4/25/2017	1	Benzo(b)fluoranthene		ug/Kg	U	140	290
SW-1 S-3	BY06969	SW8270	4/25/2017	1	Fluoranthene		ug/Kg	U	130	290
SW-1 S-3	BY06969	SW8270	4/25/2017	1	Benzo(k)fluoranthene		ug/Kg	U	140	290
SW-1 S-3	BY06969	SW8270	4/25/2017	1	Acenaphthylene		ug/Kg	U	120	290
SW-1 S-3	BY06969	SW8270	4/25/2017	1	Chrysene		ug/Kg	U	140	290
SW-1 S-3	BY06969	SW8270	4/25/2017	1	Bis(2-chloroisopropyl)ether		ug/Kg	U	110	290
SW-1 S-3	BY06969	SW8270	4/25/2017	1	Benzo(a)pyrene		ug/Kg	U	130	210

ANGELIC TEXTILE SERVICES
NEW YORK
DATA SUMMARY TABLE
SEDIMENT
SDG: GBY06958

Sample Name	Lab ID	Analytical Method	Analysis Date	Dilution Factor	Analyte	Result	Unit	Qualifier	MDL	RL
SW-1 S-3	BY06969	SW8270	4/25/2017	1	Dibenz(a,h)anthracene		ug/Kg	U	130	210
SW-1 S-3	BY06969	SW8270	4/25/2017	1	1,3-Dichlorobenzene		ug/Kg	U	120	290
SW-1 S-3	BY06969	SW8270	4/25/2017	1	Benz(a)anthracene		ug/Kg	U	140	290
SW-1 S-3	BY06969	SW8270	4/25/2017	1	4-Chloro-3-methylphenol		ug/Kg	U	140	290
SW-1 S-3	BY06969	SW8270	4/25/2017	1	2,6-Dinitrotoluene		ug/Kg	U	130	210
SW-1 S-3	BY06969	SW8270	4/25/2017	1	N-Nitrosodi-n-propylamine		ug/Kg	U	130	210
SW-1 S-3	BY06969	SW8270	4/25/2017	1	Aniline		ug/Kg	U	330	330
SW-1 S-3	BY06969	SW8270	4/25/2017	1	N-Nitrosodimethylamine		ug/Kg	U	120	290
SW-1 S-3	BY06969	SW8270	4/25/2017	1	2,4-Dinitrophenol		ug/Kg	UJ	290	290
SW-1 S-3	BY06969	SW8270	4/25/2017	1	Hexachloroethane		ug/Kg	U	120	210
SW-1 S-3	BY06969	SW8270	4/25/2017	1	4-Chlorophenyl phenyl ether		ug/Kg	U	140	290
SW-1 S-3	BY06969	SW8270	4/25/2017	1	Hexachlorocyclopentadiene		ug/Kg	UJ	130	290
SW-1 S-3	BY06969	SW8270	4/25/2017	1	Isophorone		ug/Kg	U	120	210
SW-1 S-3	BY06969	SW8270	4/25/2017	1	Pentachloronitrobenzene		ug/Kg	U	150	290
SW-1 S-3	BY06969	SW8270	4/25/2017	1	Acenaphthene		ug/Kg	U	120	290
SW-1 S-3	BY06969	SW8270	4/25/2017	1	Diethyl phthalate		ug/Kg	U	130	290
SW-1 S-3	BY06969	SW8270	4/25/2017	1	Di-n-butylphthalate		ug/Kg	U	110	290
SW-1 S-3	BY06969	SW8270	4/25/2017	1	Phenanthrene		ug/Kg	U	120	290
SW-1 S-3	BY06969	SW8270	4/25/2017	1	Benzyl butyl phthalate		ug/Kg	U	110	290
SW-1 S-3	BY06969	SW8270	4/25/2017	1	N-Nitrosodiphenylamine		ug/Kg	U	160	290
SW-1 S-3	BY06969	SW8270	4/25/2017	1	Fluorene		ug/Kg	U	140	290
SW-1 S-3	BY06969	SW8270	4/25/2017	1	Carbazole		ug/Kg	U	160	210
SW-1 S-3	BY06969	SW8270	4/25/2017	1	Hexachlorobutadiene		ug/Kg	U	150	290
SW-1 S-3	BY06969	SW8270	4/25/2017	1	Pentachlorophenol		ug/Kg	U	160	250
SW-1 S-3	BY06969	SW8270	4/25/2017	1	2,4,6-Trichlorophenol		ug/Kg	U	130	210
SW-1 S-3	BY06969	SW8270	4/25/2017	1	2-Nitroaniline		ug/Kg	U	290	290
SW-1 S-3	BY06969	SW8270	4/25/2017	1	2-Nitrophenol		ug/Kg	U	260	290
SW-1 S-3	BY06969	SW8270	4/25/2017	1	Naphthalene		ug/Kg	U	120	290
SW-1 S-3	BY06969	SW8270	4/25/2017	1	2-Methylnaphthalene		ug/Kg	U	120	290
SW-1 S-3	BY06969	SW8270	4/25/2017	1	2-Chloronaphthalene		ug/Kg	U	120	290
SW-1 S-3	BY06969	SW8270	4/25/2017	1	3,3'-Dichlorobenzidine		ug/Kg	U	190	210
SW-1 S-3	BY06969	SW8270	4/25/2017	1	4,6-Dinitro-2-methylphenol		ug/Kg	UJ	82	250
SW-1 S-3	BY06969	SW8270	4/25/2017	1	2-Methylphenol (o-cresol)		ug/Kg	U	190	290
SW-1 S-3	BY06969	SW8270	4/25/2017	1	1,2-Dichlorobenzene		ug/Kg	U	120	290
SW-1 S-3	BY06969	SW8270	4/25/2017	1	2-Chlorophenol		ug/Kg	U	120	290
SW-1 S-3	BY06969	SW8270	4/25/2017	1	1,2,4,5-Tetrachlorobenzene		ug/Kg	U	140	290
SW-1 S-3	BY06969	SW8270	4/25/2017	1	2,4,5-Trichlorophenol		ug/Kg	U	230	290

ANGELIC TEXTILE SERVICES
NEW YORK
DATA SUMMARY TABLE
SEDIMENT
SDG: GBY06958

Sample Name	Lab ID	Analytical Method	Analysis Date	Dilution Factor	Analyte	Result	Unit	Qualifier	MDL	RL
SW-1 S-3	BY06969	SW8270	4/25/2017	1	Acetophenone		ug/Kg	U	130	290
SW-1 S-3	BY06969	SW8270	4/25/2017	1	Nitrobenzene		ug/Kg	U	140	210
SW-1 S-3	BY06969	SW8270	4/25/2017	1	3-Nitroaniline		ug/Kg	U	820	410
SW-1 S-3	BY06969	SW8270	4/25/2017	1	3&4-Methylphenol (m&p-cresol)		ug/Kg	U	160	290
MW-6 S-1	BY06970	SW8270	4/25/2017	1	Pyridine		ug/Kg	UJ	96	270
MW-6 S-1	BY06970	SW6010	4/25/2017	10	Aluminum	8910	mg/Kg		7.8	39
MW-6 S-1	BY06970	SW6010	4/25/2017	10	Iron	22200	mg/Kg	J	39	39
MW-6 S-1	BY06970	SW6010	4/25/2017	10	Lead	175	mg/Kg		3.9	7.8
MW-6 S-1	BY06970	SW6010	4/25/2017	10	Magnesium	7650	mg/Kg		39	39
MW-6 S-1	BY06970	SW6010	4/25/2017	10	Manganese	615	mg/Kg		3.9	3.9
MW-6 S-1	BY06970	SW6010	4/25/2017	10	Calcium	41700	mg/Kg		36	39
MW-6 S-1	BY06970	SW8270	4/25/2017	1	Benzoic acid		ug/Kg	UJ	780	2000
MW-6 S-1	BY06970	SW8270	4/25/2017	1	Benzidine		ug/Kg	UJ	230	390
MW-6 S-1	BY06970	E160.3	4/24/2017	1	SOLIDS, PERCENT	84	%			
MW-6 S-1	BY06970	SW6010	4/25/2017	1	Nickel	15.1	mg/Kg		0.39	0.39
MW-6 S-1	BY06970	SW6010	4/25/2017	1	Potassium	1940	mg/Kg		3.1	8
MW-6 S-1	BY06970	SW6010	4/25/2017	1	Silver		mg/Kg	U	0.39	0.39
MW-6 S-1	BY06970	SW6010	4/25/2017	1	Sodium	415	mg/Kg		3.4	8
MW-6 S-1	BY06970	SW6010	4/25/2017	1	Thallium		mg/Kg	U	1.6	1.6
MW-6 S-1	BY06970	SW6010	4/25/2017	1	Antimony		mg/Kg	U	2.0	2.0
MW-6 S-1	BY06970	SW6010	4/25/2017	1	Arsenic	5.01	mg/Kg		0.78	0.78
MW-6 S-1	BY06970	SW6010	4/25/2017	1	Barium	257	mg/Kg		0.39	0.8
MW-6 S-1	BY06970	SW6010	4/25/2017	1	Beryllium	0.49	mg/Kg		0.16	0.31
MW-6 S-1	BY06970	SW6010	4/25/2017	1	Cadmium	0.50	mg/Kg		0.39	0.39
MW-6 S-1	BY06970	SW6010	4/25/2017	1	Chromium	99.5	mg/Kg		0.39	0.39
MW-6 S-1	BY06970	SW6010	4/25/2017	1	Cobalt	8.51	mg/Kg		0.39	0.39
MW-6 S-1	BY06970	SW6010	4/25/2017	1	Copper	34.7	mg/Kg		0.39	0.39
MW-6 S-1	BY06970	SW6010	4/25/2017	1	Vanadium	26.0	mg/Kg		0.39	0.39
MW-6 S-1	BY06970	SW6010	4/25/2017	1	Zinc	137	mg/Kg		0.39	0.8
MW-6 S-1	BY06970	SW6010	4/25/2017	1	Selenium		mg/Kg	U	1.3	1.6
MW-6 S-1	BY06970	SW7471	4/25/2017	1	Mercury	13.1	mg/Kg		0.18	0.30
MW-6 S-1	BY06970	SW8081	4/25/2017	10	Endrin ketone	41	ug/Kg		38	38
MW-6 S-1	BY06970	SW8081	4/26/2017	2	Heptachlor epoxide		ug/Kg	U	7.7	7.7
MW-6 S-1	BY06970	SW8081	4/26/2017	2	Endosulfan sulfate		ug/Kg	U	7.7	7.7
MW-6 S-1	BY06970	SW8081	4/26/2017	2	Aldrin		ug/Kg	U	3.8	3.8
MW-6 S-1	BY06970	SW8081	4/26/2017	2	a-BHC		ug/Kg	U	7.7	7.7
MW-6 S-1	BY06970	SW8081	4/26/2017	2	b-BHC		ug/Kg	U	7.7	7.7

ANGELIC TEXTILE SERVICES
NEW YORK
DATA SUMMARY TABLE
SEDIMENT
SDG: GBY06958

Sample Name	Lab ID	Analytical Method	Analysis Date	Dilution Factor	Analyte	Result	Unit	Qualifier	MDL	RL
MW-6 S-1	BY06970	SW8081	4/26/2017	2	d-BHC		ug/Kg	U	7.7	7.7
MW-6 S-1	BY06970	SW8081	4/26/2017	2	Endosulfan II		ug/Kg	U	7.7	7.7
MW-6 S-1	BY06970	SW8081	4/26/2017	2	4,4' -DDT		ug/Kg	U	2.3	2.3
MW-6 S-1	BY06970	SW8081	4/26/2017	2	a-Chlordane		ug/Kg	U	3.8	3.8
MW-6 S-1	BY06970	SW8081	4/26/2017	2	g-Chlordane		ug/Kg	U	3.8	3.8
MW-6 S-1	BY06970	SW8081	4/26/2017	2	Chlordane		ug/Kg	U	38	38
MW-6 S-1	BY06970	SW8081	4/26/2017	2	g-BHC		ug/Kg	U	1.5	1.5
MW-6 S-1	BY06970	SW8081	4/26/2017	2	Dieldrin		ug/Kg	U	3.8	3.8
MW-6 S-1	BY06970	SW8081	4/26/2017	2	Endrin		ug/Kg	U	7.7	7.7
MW-6 S-1	BY06970	SW8081	4/26/2017	2	Methoxychlor		ug/Kg	U	38	38
MW-6 S-1	BY06970	SW8081	4/26/2017	2	4,4' -DDD		ug/Kg	U	2.3	2.3
MW-6 S-1	BY06970	SW8081	4/26/2017	2	4,4' -DDE		ug/Kg	U	2.3	2.3
MW-6 S-1	BY06970	SW8081	4/26/2017	2	Endrin aldehyde		ug/Kg	U	7.7	7.7
MW-6 S-1	BY06970	SW8081	4/26/2017	2	Heptachlor		ug/Kg	U	7.7	7.7
MW-6 S-1	BY06970	SW8081	4/26/2017	2	Toxaphene		ug/Kg	U	150	150
MW-6 S-1	BY06970	SW8081	4/26/2017	2	Endosulfan I		ug/Kg	U	7.7	7.7
MW-6 S-1	BY06970	SW8082	4/26/2017	2	PCB-1260		ug/Kg	U	77	77
MW-6 S-1	BY06970	SW8082	4/26/2017	2	PCB-1254		ug/Kg	U	77	77
MW-6 S-1	BY06970	SW8082	4/26/2017	2	PCB-1268		ug/Kg	U	77	77
MW-6 S-1	BY06970	SW8082	4/26/2017	2	PCB-1221		ug/Kg	U	77	77
MW-6 S-1	BY06970	SW8082	4/26/2017	2	PCB-1232		ug/Kg	U	77	77
MW-6 S-1	BY06970	SW8082	4/26/2017	2	PCB-1248		ug/Kg	U	77	77
MW-6 S-1	BY06970	SW8082	4/26/2017	2	PCB-1016		ug/Kg	U	77	77
MW-6 S-1	BY06970	SW8082	4/26/2017	2	PCB-1262		ug/Kg	U	77	77
MW-6 S-1	BY06970	SW8082	4/26/2017	2	PCB-1242		ug/Kg	U	77	77
MW-6 S-1	BY06970	SW8260	4/25/2017	1	Ethylbenzene		ug/Kg	U	0.72	7.2
MW-6 S-1	BY06970	SW8260	4/25/2017	1	Styrene		ug/Kg	U	0.72	7.2
MW-6 S-1	BY06970	SW8260	4/25/2017	1	cis-1,3-Dichloropropene		ug/Kg	U	0.72	7.2
MW-6 S-1	BY06970	SW8260	4/25/2017	1	trans-1,3-Dichloropropene		ug/Kg	U	0.72	7.2
MW-6 S-1	BY06970	SW8260	4/25/2017	1	n-Propylbenzene		ug/Kg	U	1.4	7.2
MW-6 S-1	BY06970	SW8260	4/25/2017	1	n-Butylbenzene		ug/Kg	U	0.72	7.2
MW-6 S-1	BY06970	SW8260	4/25/2017	1	4-Chlorotoluene		ug/Kg	U	0.72	7.2
MW-6 S-1	BY06970	SW8260	4/25/2017	1	1,4-Dichlorobenzene		ug/Kg	U	0.72	7.2
MW-6 S-1	BY06970	SW8260	4/25/2017	1	1,2-Dibromoethane		ug/Kg	U	0.72	7.2
MW-6 S-1	BY06970	SW8260	4/25/2017	1	1,2-Dichloroethane		ug/Kg	U	0.72	7.2
MW-6 S-1	BY06970	SW8260	4/25/2017	1	Acrylonitrile		ug/Kg	U	1.4	14
MW-6 S-1	BY06970	SW8260	4/25/2017	1	4-Methyl-2-pentanone		ug/Kg	U	7.2	36

ANGELIC TEXTILE SERVICES
NEW YORK
DATA SUMMARY TABLE
SEDIMENT
SDG: GBY06958

Sample Name	Lab ID	Analytical Method	Analysis Date	Dilution Factor	Analyte	Result	Unit	Qualifier	MDL	RL
MW-6 S-1	BY06970	SW8260	4/25/2017	1	1,3,5-Trimethylbenzene		ug/Kg	U	0.72	7.2
MW-6 S-1	BY06970	SW8260	4/25/2017	1	Bromobenzene		ug/Kg	U	0.72	7.2
MW-6 S-1	BY06970	SW8260	4/25/2017	1	Toluene		ug/Kg	U	0.72	7.2
MW-6 S-1	BY06970	SW8260	4/25/2017	1	Chlorobenzene		ug/Kg	U	0.72	7.2
MW-6 S-1	BY06970	SW8260	4/25/2017	1	Tetrahydrofuran (THF)		ug/Kg	U	3.6	14
MW-6 S-1	BY06970	SW8260	4/25/2017	1	trans-1,4-dichloro-2-butene		ug/Kg	U	3.6	14
MW-6 S-1	BY06970	SW8260	4/25/2017	1	1,2,4-Trichlorobenzene		ug/Kg	U	1.4	7.2
MW-6 S-1	BY06970	SW8260	4/25/2017	1	Dibromochloromethane		ug/Kg	U	1.4	7.2
MW-6 S-1	BY06970	SW8260	4/25/2017	1	Tetrachloroethene		ug/Kg	U	1.4	7.2
MW-6 S-1	BY06970	SW8260	4/25/2017	1	sec-Butylbenzene		ug/Kg	U	0.72	7.2
MW-6 S-1	BY06970	SW8260	4/25/2017	1	1,3-Dichloropropane		ug/Kg	U	1.4	7.2
MW-6 S-1	BY06970	SW8260	4/25/2017	1	cis-1,2-Dichloroethene		ug/Kg	U	0.72	7.2
MW-6 S-1	BY06970	SW8260	4/25/2017	1	trans-1,2-Dichloroethene		ug/Kg	U	0.72	7.2
MW-6 S-1	BY06970	SW8260	4/25/2017	1	Methyl t-butyl ether (MTBE)		ug/Kg	U	1.4	14
MW-6 S-1	BY06970	SW8260	4/25/2017	1	m&p-Xylene		ug/Kg	U	1.4	7.2
MW-6 S-1	BY06970	SW8260	4/25/2017	1	2-Isopropyltoluene		ug/Kg	U	0.72	7.2
MW-6 S-1	BY06970	SW8260	4/25/2017	1	1,3-Dichlorobenzene		ug/Kg	U	0.72	7.2
MW-6 S-1	BY06970	SW8260	4/25/2017	1	Carbon tetrachloride		ug/Kg	U	1.4	7.2
MW-6 S-1	BY06970	SW8260	4/25/2017	1	1,1-Dichloropropene		ug/Kg	U	0.72	7.2
MW-6 S-1	BY06970	SW8260	4/25/2017	1	2-Hexanone		ug/Kg	U	7.2	36
MW-6 S-1	BY06970	SW8260	4/25/2017	1	2,2-Dichloropropane		ug/Kg	U	0.72	7.2
MW-6 S-1	BY06970	SW8260	4/25/2017	1	1,1,1,2-Tetrachloroethane		ug/Kg	U	1.4	7.2
MW-6 S-1	BY06970	SW8260	4/25/2017	1	Acetone	12	ug/Kg	J	7.2	36
MW-6 S-1	BY06970	SW8260	4/25/2017	1	Chloroform		ug/Kg	U	0.72	7.2
MW-6 S-1	BY06970	SW8260	4/25/2017	1	Benzene		ug/Kg	U	0.72	7.2
MW-6 S-1	BY06970	SW8260	4/25/2017	1	1,1,1-Trichloroethane		ug/Kg	U	0.72	7.2
MW-6 S-1	BY06970	SW8260	4/25/2017	1	Bromomethane		ug/Kg	U	2.9	7.2
MW-6 S-1	BY06970	SW8260	4/25/2017	1	Chloromethane		ug/Kg	U	1.4	7.2
MW-6 S-1	BY06970	SW8260	4/25/2017	1	Dibromomethane		ug/Kg	U	1.4	7.2
MW-6 S-1	BY06970	SW8260	4/25/2017	1	Bromochloromethane		ug/Kg	U	0.72	7.2
MW-6 S-1	BY06970	SW8260	4/25/2017	1	Chloroethane		ug/Kg	U	0.72	7.2
MW-6 S-1	BY06970	SW8260	4/25/2017	1	Vinyl chloride		ug/Kg	U	0.72	7.2
MW-6 S-1	BY06970	SW8260	4/25/2017	1	Methylene chloride		ug/Kg	U	7.2	7.2
MW-6 S-1	BY06970	SW8260	4/25/2017	1	Carbon Disulfide		ug/Kg	U	1.4	7.2
MW-6 S-1	BY06970	SW8260	4/25/2017	1	Bromoform		ug/Kg	U	1.4	7.2
MW-6 S-1	BY06970	SW8260	4/25/2017	1	Bromodichloromethane		ug/Kg	U	1.4	7.2
MW-6 S-1	BY06970	SW8260	4/25/2017	1	1,1-Dichloroethane		ug/Kg	U	1.4	7.2

ANGELIC TEXTILE SERVICES
NEW YORK
DATA SUMMARY TABLE
SEDIMENT
SDG: GBY06958

Sample Name	Lab ID	Analytical Method	Analysis Date	Dilution Factor	Analyte	Result	Unit	Qualifier	MDL	RL
MW-6 S-1	BY06970	SW8260	4/25/2017	1	1,1-Dichloroethene		ug/Kg	U	0.72	7.2
MW-6 S-1	BY06970	SW8260	4/25/2017	1	Trichlorofluoromethane		ug/Kg	U	1.4	7.2
MW-6 S-1	BY06970	SW8260	4/25/2017	1	Dichlorodifluoromethane		ug/Kg	U	0.72	7.2
MW-6 S-1	BY06970	SW8260	4/25/2017	1	Trichlorotrifluoroethane		ug/Kg	U	0.72	7.2
MW-6 S-1	BY06970	SW8260	4/25/2017	1	1,2-Dichloropropane		ug/Kg	U	1.4	7.2
MW-6 S-1	BY06970	SW8260	4/25/2017	1	Methyl Ethyl Ketone		ug/Kg	U	7.2	43
MW-6 S-1	BY06970	SW8260	4/25/2017	1	1,1,2-Trichloroethane		ug/Kg	U	1.4	7.2
MW-6 S-1	BY06970	SW8260	4/25/2017	1	Trichloroethene		ug/Kg	U	0.72	7.2
MW-6 S-1	BY06970	SW8260	4/25/2017	1	1,1,2,2-Tetrachloroethane		ug/Kg	U	1.4	7.2
MW-6 S-1	BY06970	SW8260	4/25/2017	1	1,2,3-Trichlorobenzene		ug/Kg	U	1.4	7.2
MW-6 S-1	BY06970	SW8260	4/25/2017	1	Hexachlorobutadiene		ug/Kg	U	0.72	7.2
MW-6 S-1	BY06970	SW8260	4/25/2017	1	Naphthalene		ug/Kg	U	1.4	7.2
MW-6 S-1	BY06970	SW8260	4/25/2017	1	o-Xylene		ug/Kg	U	1.4	7.2
MW-6 S-1	BY06970	SW8260	4/25/2017	1	2-Chlorotoluene		ug/Kg	U	1.4	7.2
MW-6 S-1	BY06970	SW8260	4/25/2017	1	1,2-Dichlorobenzene		ug/Kg	U	0.72	7.2
MW-6 S-1	BY06970	SW8260	4/25/2017	1	1,2,4-Trimethylbenzene		ug/Kg	U	0.72	7.2
MW-6 S-1	BY06970	SW8260	4/25/2017	1	1,2-Dibromo-3-chloropropane		ug/Kg	U	1.4	7.2
MW-6 S-1	BY06970	SW8260	4/25/2017	1	1,2,3-Trichloropropane		ug/Kg	U	0.72	7.2
MW-6 S-1	BY06970	SW8260	4/25/2017	1	tert-Butylbenzene		ug/Kg	U	0.72	7.2
MW-6 S-1	BY06970	SW8260	4/25/2017	1	Isopropylbenzene		ug/Kg	U	0.72	7.2
MW-6 S-1	BY06970	SW8260	4/25/2017	1	p-Isopropyltoluene		ug/Kg	U	0.72	7.2
MW-6 S-1	BY06970	SW8270	4/25/2017	1	4-Nitroaniline		ug/Kg	U	130	390
MW-6 S-1	BY06970	SW8270	4/25/2017	1	4-Nitrophenol		ug/Kg	U	180	390
MW-6 S-1	BY06970	SW8270	4/25/2017	1	4-Bromophenyl phenyl ether		ug/Kg	U	110	270
MW-6 S-1	BY06970	SW8270	4/25/2017	1	2,4-Dimethylphenol		ug/Kg	U	97	270
MW-6 S-1	BY06970	SW8270	4/25/2017	1	1,4-Dichlorobenzene		ug/Kg	U	120	270
MW-6 S-1	BY06970	SW8270	4/25/2017	1	4-Chloroaniline		ug/Kg	U	180	310
MW-6 S-1	BY06970	SW8270	4/25/2017	1	Phenol		ug/Kg	U	120	270
MW-6 S-1	BY06970	SW8270	4/25/2017	1	Bis(2-chloroethyl)ether		ug/Kg	U	110	200
MW-6 S-1	BY06970	SW8270	4/25/2017	1	Bis(2-chloroethoxy)methane		ug/Kg	U	110	270
MW-6 S-1	BY06970	SW8270	4/25/2017	1	Bis(2-ethylhexyl)phthalate		ug/Kg	U	110	270
MW-6 S-1	BY06970	SW8270	4/25/2017	1	Di-n-octylphthalate		ug/Kg	U	100	270
MW-6 S-1	BY06970	SW8270	4/25/2017	1	Hexachlorobenzene		ug/Kg	U	110	200
MW-6 S-1	BY06970	SW8270	4/25/2017	1	Anthracene	220	ug/Kg	J	130	270
MW-6 S-1	BY06970	SW8270	4/25/2017	1	1,2,4-Trichlorobenzene		ug/Kg	U	120	270
MW-6 S-1	BY06970	SW8270	4/25/2017	1	2,4-Dichlorophenol		ug/Kg	U	140	200
MW-6 S-1	BY06970	SW8270	4/25/2017	1	2,4-Dinitrotoluene		ug/Kg	U	150	200

ANGELIC TEXTILE SERVICES
NEW YORK
DATA SUMMARY TABLE
SEDIMENT
SDG: GBY06958

Sample Name	Lab ID	Analytical Method	Analysis Date	Dilution Factor	Analyte	Result	Unit	Qualifier	MDL	RL
MW-6 S-1	BY06970	SW8270	4/25/2017	1	1,2-Diphenylhydrazine		ug/Kg	U	130	270
MW-6 S-1	BY06970	SW8270	4/25/2017	1	Pyrene	900	ug/Kg		130	270
MW-6 S-1	BY06970	SW8270	4/25/2017	1	Dimethylphthalate		ug/Kg	U	120	270
MW-6 S-1	BY06970	SW8270	4/25/2017	1	Dibenzofuran		ug/Kg	U	110	270
MW-6 S-1	BY06970	SW8270	4/25/2017	1	Benzo(ghi)perylene	540	ug/Kg		130	270
MW-6 S-1	BY06970	SW8270	4/25/2017	1	Indeno(1,2,3-cd)pyrene	530	ug/Kg		130	270
MW-6 S-1	BY06970	SW8270	4/25/2017	1	Benzo(b)fluoranthene	450	ug/Kg		130	270
MW-6 S-1	BY06970	SW8270	4/25/2017	1	Fluoranthene	1100	ug/Kg		130	270
MW-6 S-1	BY06970	SW8270	4/25/2017	1	Benzo(k)fluoranthene	400	ug/Kg		130	270
MW-6 S-1	BY06970	SW8270	4/25/2017	1	Acenaphthylene		ug/Kg	U	110	270
MW-6 S-1	BY06970	SW8270	4/25/2017	1	Chrysene	530	ug/Kg		130	270
MW-6 S-1	BY06970	SW8270	4/25/2017	1	Bis(2-chloroisopropyl)ether		ug/Kg	U	110	270
MW-6 S-1	BY06970	SW8270	4/25/2017	1	Benzo(a)pyrene	480	ug/Kg		130	200
MW-6 S-1	BY06970	SW8270	4/25/2017	1	Dibenz(a,h)anthracene	150	ug/Kg	J	130	200
MW-6 S-1	BY06970	SW8270	4/25/2017	1	1,3-Dichlorobenzene		ug/Kg	U	120	270
MW-6 S-1	BY06970	SW8270	4/25/2017	1	Benz(a)anthracene	560	ug/Kg		130	270
MW-6 S-1	BY06970	SW8270	4/25/2017	1	4-Chloro-3-methylphenol		ug/Kg	U	140	270
MW-6 S-1	BY06970	SW8270	4/25/2017	1	2,6-Dinitrotoluene		ug/Kg	U	120	200
MW-6 S-1	BY06970	SW8270	4/25/2017	1	N-Nitrosodi-n-propylamine		ug/Kg	U	130	200
MW-6 S-1	BY06970	SW8270	4/25/2017	1	Aniline		ug/Kg	U	310	310
MW-6 S-1	BY06970	SW8270	4/25/2017	1	N-Nitrosodimethylamine		ug/Kg	U	110	270
MW-6 S-1	BY06970	SW8270	4/25/2017	1	Hexachloroethane		ug/Kg	U	120	200
MW-6 S-1	BY06970	SW8270	4/25/2017	1	4-Chlorophenyl phenyl ether		ug/Kg	U	130	270
MW-6 S-1	BY06970	SW8270	4/25/2017	1	Hexachlorocyclopentadiene		ug/Kg	UJ	120	270
MW-6 S-1	BY06970	SW8270	4/25/2017	1	Isophorone		ug/Kg	U	110	200
MW-6 S-1	BY06970	SW8270	4/25/2017	1	Pentachloronitrobenzene		ug/Kg	U	150	270
MW-6 S-1	BY06970	SW8270	4/25/2017	1	Acenaphthene		ug/Kg	U	120	270
MW-6 S-1	BY06970	SW8270	4/25/2017	1	Diethyl phthalate		ug/Kg	U	120	270
MW-6 S-1	BY06970	SW8270	4/25/2017	1	Di-n-butylphthalate		ug/Kg	U	100	270
MW-6 S-1	BY06970	SW8270	4/25/2017	1	Phenanthrene	810	ug/Kg		110	270
MW-6 S-1	BY06970	SW8270	4/25/2017	1	Benzyl butyl phthalate		ug/Kg	U	100	270
MW-6 S-1	BY06970	SW8270	4/25/2017	1	N-Nitrosodiphenylamine		ug/Kg	U	150	270
MW-6 S-1	BY06970	SW8270	4/25/2017	1	Fluorene		ug/Kg	U	130	270
MW-6 S-1	BY06970	SW8270	4/25/2017	1	Carbazole		ug/Kg	U	160	200
MW-6 S-1	BY06970	SW8270	4/25/2017	1	Hexachlorobutadiene		ug/Kg	U	140	270
MW-6 S-1	BY06970	SW8270	4/25/2017	1	Pentachlorophenol		ug/Kg	U	150	230
MW-6 S-1	BY06970	SW8270	4/25/2017	1	2,4,6-Trichlorophenol		ug/Kg	U	120	200

ANGELIC TEXTILE SERVICES
NEW YORK
DATA SUMMARY TABLE
SEDIMENT
SDG: GBY06958

Sample Name	Lab ID	Analytical Method	Analysis Date	Dilution Factor	Analyte	Result	Unit	Qualifier	MDL	RL
MW-6 S-1	BY06970	SW8270	4/25/2017	1	2-Nitroaniline		ug/Kg	U	270	270
MW-6 S-1	BY06970	SW8270	4/25/2017	1	2-Nitrophenol		ug/Kg	U	250	270
MW-6 S-1	BY06970	SW8270	4/25/2017	1	Naphthalene		ug/Kg	U	110	270
MW-6 S-1	BY06970	SW8270	4/25/2017	1	2-Methylnaphthalene		ug/Kg	U	120	270
MW-6 S-1	BY06970	SW8270	4/25/2017	1	2-Chloronaphthalene		ug/Kg	U	110	270
MW-6 S-1	BY06970	SW8270	4/25/2017	1	3,3'-Dichlorobenzidine		ug/Kg	U	180	200
MW-6 S-1	BY06970	SW8270	4/25/2017	1	2-Methylphenol (o-cresol)		ug/Kg	U	180	270
MW-6 S-1	BY06970	SW8270	4/25/2017	1	1,2-Dichlorobenzene		ug/Kg	U	110	270
MW-6 S-1	BY06970	SW8270	4/25/2017	1	2-Chlorophenol		ug/Kg	U	110	270
MW-6 S-1	BY06970	SW8270	4/25/2017	1	1,2,4,5-Tetrachlorobenzene		ug/Kg	U	140	270
MW-6 S-1	BY06970	SW8270	4/25/2017	1	2,4,5-Trichlorophenol		ug/Kg	U	210	270
MW-6 S-1	BY06970	SW8270	4/25/2017	1	Acetophenone		ug/Kg	U	120	270
MW-6 S-1	BY06970	SW8270	4/25/2017	1	Nitrobenzene		ug/Kg	U	140	200
MW-6 S-1	BY06970	SW8270	4/25/2017	1	3-Nitroaniline		ug/Kg	U	780	390
MW-6 S-1	BY06970	SW8270	4/25/2017	1	3&4-Methylphenol (m&p-cresol)		ug/Kg	U	150	270
MW-6 S-1	BY06970	SW8270	4/25/2017	1	2,4-Dinitrophenol		ug/Kg	UJ	270	270
MW-6 S-1	BY06970	SW8270	4/25/2017	1	4,6-Dinitro-2-methylphenol		ug/Kg	UJ	78	230
FD-4 S-1	BY06975	SW8270	4/25/2017	1	Pyridine		ug/Kg	UJ	120	340
FD-4 S-1	BY06975	SW8270	4/25/2017	1	Benzoic acid		ug/Kg	UJ	960	2400
FD-4 S-1	BY06975	SW8270	4/25/2017	1	Benzidine		ug/Kg	UJ	280	480
FD-4 S-1	BY06975	E160.3	4/24/2017	1	SOLIDS, PERCENT	69	%			
FD-4 S-1	BY06975	SW6010	4/25/2017	10	Aluminum	7840	mg/Kg		8.9	45
FD-4 S-1	BY06975	SW6010	4/25/2017	10	Iron	28500	mg/Kg	J	45	45
FD-4 S-1	BY06975	SW6010	4/25/2017	10	Manganese	226	mg/Kg		4.5	4.5
FD-4 S-1	BY06975	SW6010	4/25/2017	10	Zinc	353	mg/Kg		4.5	8.9
FD-4 S-1	BY06975	SW6010	4/25/2017	10	Calcium	60800	mg/Kg		41	45
FD-4 S-1	BY06975	SW6010	4/25/2017	1	Lead	127	mg/Kg		0.45	0.9
FD-4 S-1	BY06975	SW6010	4/25/2017	1	Magnesium	4970	mg/Kg		4.5	4.5
FD-4 S-1	BY06975	SW6010	4/25/2017	1	Nickel	12.0	mg/Kg		0.45	0.45
FD-4 S-1	BY06975	SW6010	4/25/2017	1	Potassium	983	mg/Kg		3.5	9
FD-4 S-1	BY06975	SW6010	4/25/2017	1	Silver		mg/Kg	U	0.45	0.45
FD-4 S-1	BY06975	SW6010	4/25/2017	1	Sodium	936	mg/Kg		3.8	9
FD-4 S-1	BY06975	SW6010	4/25/2017	1	Thallium		mg/Kg	U	1.8	1.8
FD-4 S-1	BY06975	SW6010	4/25/2017	1	Antimony	10.9	mg/Kg		2.2	2.2
FD-4 S-1	BY06975	SW6010	4/25/2017	1	Arsenic	7.01	mg/Kg		0.89	0.89
FD-4 S-1	BY06975	SW6010	4/25/2017	1	Barium	403	mg/Kg		0.45	0.9
FD-4 S-1	BY06975	SW6010	4/25/2017	1	Beryllium		mg/Kg	U	0.18	0.36

ANGELIC TEXTILE SERVICES
NEW YORK
DATA SUMMARY TABLE
SEDIMENT
SDG: GBY06958

Sample Name	Lab ID	Analytical Method	Analysis Date	Dilution Factor	Analyte	Result	Unit	Qualifier	MDL	RL
FD-4 S-1	BY06975	SW6010	4/25/2017	1	Cadmium	1.28	mg/Kg		0.45	0.45
FD-4 S-1	BY06975	SW6010	4/25/2017	1	Cobalt	5.42	mg/Kg		0.45	0.45
FD-4 S-1	BY06975	SW6010	4/25/2017	1	Copper	137	mg/Kg		0.45	0.45
FD-4 S-1	BY06975	SW6010	4/25/2017	1	Vanadium	32.4	mg/Kg		0.45	0.45
FD-4 S-1	BY06975	SW6010	4/25/2017	1	Selenium		mg/Kg	U	1.5	1.8
FD-4 S-1	BY06975	SW6010	4/26/2017	100	Chromium	2060	mg/Kg		45	45
FD-4 S-1	BY06975	SW7471	4/25/2017	1	Mercury	0.80	mg/Kg		0.02	0.04
FD-4 S-1	BY06975	SW8081	4/25/2017	20	Heptachlor epoxide		ug/Kg	U	94	94
FD-4 S-1	BY06975	SW8081	4/25/2017	20	Endosulfan sulfate		ug/Kg	U	94	94
FD-4 S-1	BY06975	SW8081	4/25/2017	20	Aldrin		ug/Kg	U	47	47
FD-4 S-1	BY06975	SW8081	4/25/2017	20	a-BHC		ug/Kg	U	94	94
FD-4 S-1	BY06975	SW8081	4/25/2017	20	b-BHC		ug/Kg	U	94	94
FD-4 S-1	BY06975	SW8081	4/25/2017	20	d-BHC		ug/Kg	U	94	94
FD-4 S-1	BY06975	SW8081	4/25/2017	20	Endosulfan II		ug/Kg	U	94	94
FD-4 S-1	BY06975	SW8081	4/25/2017	20	4,4' -DDT	350	ug/Kg		28	28
FD-4 S-1	BY06975	SW8081	4/25/2017	20	a-Chlordane		ug/Kg	U	47	47
FD-4 S-1	BY06975	SW8081	4/25/2017	20	g-Chlordane		ug/Kg	U	47	47
FD-4 S-1	BY06975	SW8081	4/25/2017	20	Endrin ketone		ug/Kg	U	94	94
FD-4 S-1	BY06975	SW8081	4/25/2017	20	Chlordane		ug/Kg	U	470	470
FD-4 S-1	BY06975	SW8081	4/25/2017	20	g-BHC		ug/Kg	U	19	19
FD-4 S-1	BY06975	SW8081	4/25/2017	20	Dieldrin		ug/Kg	U	140	140
FD-4 S-1	BY06975	SW8081	4/25/2017	20	Endrin		ug/Kg	U	190	190
FD-4 S-1	BY06975	SW8081	4/25/2017	20	Methoxychlor		ug/Kg	U	470	470
FD-4 S-1	BY06975	SW8081	4/25/2017	20	4,4' -DDD		ug/Kg	U	28	28
FD-4 S-1	BY06975	SW8081	4/25/2017	20	4,4' -DDE		ug/Kg	U	140	140
FD-4 S-1	BY06975	SW8081	4/25/2017	20	Endrin aldehyde		ug/Kg	U	94	94
FD-4 S-1	BY06975	SW8081	4/25/2017	20	Heptachlor	150	ug/Kg		94	94
FD-4 S-1	BY06975	SW8081	4/25/2017	20	Toxaphene		ug/Kg	U	1900	1900
FD-4 S-1	BY06975	SW8081	4/25/2017	20	Endosulfan I		ug/Kg	U	94	94
FD-4 S-1	BY06975	SW8082	4/26/2017	100	PCB-1260		ug/Kg	U	4700	4700
FD-4 S-1	BY06975	SW8082	4/26/2017	100	PCB-1254	8100	ug/Kg		4700	4700
FD-4 S-1	BY06975	SW8082	4/26/2017	100	PCB-1268		ug/Kg	U	4700	4700
FD-4 S-1	BY06975	SW8082	4/26/2017	100	PCB-1221		ug/Kg	U	4700	4700
FD-4 S-1	BY06975	SW8082	4/26/2017	100	PCB-1232		ug/Kg	U	4700	4700
FD-4 S-1	BY06975	SW8082	4/26/2017	100	PCB-1248		ug/Kg	U	4700	4700
FD-4 S-1	BY06975	SW8082	4/26/2017	100	PCB-1016		ug/Kg	U	4700	4700
FD-4 S-1	BY06975	SW8082	4/26/2017	100	PCB-1262		ug/Kg	U	4700	4700

ANGELIC TEXTILE SERVICES
NEW YORK
DATA SUMMARY TABLE
SEDIMENT
SDG: GBY06958

Sample Name	Lab ID	Analytical Method	Analysis Date	Dilution Factor	Analyte	Result	Unit	Qualifier	MDL	RL
FD-4 S-1	BY06975	SW8082	4/26/2017	100	PCB-1242		ug/Kg	U	4700	4700
FD-4 S-1	BY06975	SW8260	4/25/2017	1	Ethylbenzene		ug/Kg	U	1.4	14
FD-4 S-1	BY06975	SW8260	4/25/2017	1	Styrene		ug/Kg	U	1.4	14
FD-4 S-1	BY06975	SW8260	4/25/2017	1	cis-1,3-Dichloropropene		ug/Kg	U	1.4	14
FD-4 S-1	BY06975	SW8260	4/25/2017	1	trans-1,3-Dichloropropene		ug/Kg	U	1.4	14
FD-4 S-1	BY06975	SW8260	4/25/2017	1	1,2-Dibromoethane		ug/Kg	U	1.4	14
FD-4 S-1	BY06975	SW8260	4/25/2017	1	1,2-Dichloroethane	3.2	ug/Kg	J	1.4	14
FD-4 S-1	BY06975	SW8260	4/25/2017	1	Acrylonitrile		ug/Kg	U	2.9	29
FD-4 S-1	BY06975	SW8260	4/25/2017	1	4-Methyl-2-pentanone		ug/Kg	U	14	72
FD-4 S-1	BY06975	SW8260	4/25/2017	1	Toluene		ug/Kg	U	1.4	14
FD-4 S-1	BY06975	SW8260	4/25/2017	1	Tetrahydrofuran (THF)		ug/Kg	U	7.2	29
FD-4 S-1	BY06975	SW8260	4/25/2017	1	Dibromochloromethane		ug/Kg	U	2.9	14
FD-4 S-1	BY06975	SW8260	4/25/2017	1	Tetrachloroethene		ug/Kg	U	2.9	14
FD-4 S-1	BY06975	SW8260	4/25/2017	1	1,3-Dichloropropane		ug/Kg	U	2.9	14
FD-4 S-1	BY06975	SW8260	4/25/2017	1	cis-1,2-Dichloroethene		ug/Kg	U	1.4	14
FD-4 S-1	BY06975	SW8260	4/25/2017	1	trans-1,2-Dichloroethene		ug/Kg	U	1.4	14
FD-4 S-1	BY06975	SW8260	4/25/2017	1	Methyl t-butyl ether (MTBE)		ug/Kg	U	2.9	29
FD-4 S-1	BY06975	SW8260	4/25/2017	1	m&p-Xylene		ug/Kg	U	2.9	14
FD-4 S-1	BY06975	SW8260	4/25/2017	1	Carbon tetrachloride		ug/Kg	U	2.9	14
FD-4 S-1	BY06975	SW8260	4/25/2017	1	1,1-Dichloropropene		ug/Kg	U	1.4	14
FD-4 S-1	BY06975	SW8260	4/25/2017	1	2-Hexanone		ug/Kg	U	14	72
FD-4 S-1	BY06975	SW8260	4/25/2017	1	2,2-Dichloropropane		ug/Kg	U	1.4	14
FD-4 S-1	BY06975	SW8260	4/25/2017	1	1,1,1,2-Tetrachloroethane		ug/Kg	U	2.9	14
FD-4 S-1	BY06975	SW8260	4/25/2017	1	Acetone	21	ug/Kg	J	14	50
FD-4 S-1	BY06975	SW8260	4/25/2017	1	Chloroform		ug/Kg	U	1.4	14
FD-4 S-1	BY06975	SW8260	4/25/2017	1	Benzene		ug/Kg	U	1.4	14
FD-4 S-1	BY06975	SW8260	4/25/2017	1	1,1,1-Trichloroethane		ug/Kg	U	1.4	14
FD-4 S-1	BY06975	SW8260	4/25/2017	1	Bromomethane		ug/Kg	U	5.8	14
FD-4 S-1	BY06975	SW8260	4/25/2017	1	Chloromethane		ug/Kg	U	2.9	14
FD-4 S-1	BY06975	SW8260	4/25/2017	1	Dibromomethane		ug/Kg	U	2.9	14
FD-4 S-1	BY06975	SW8260	4/25/2017	1	Bromochloromethane		ug/Kg	U	1.4	14
FD-4 S-1	BY06975	SW8260	4/25/2017	1	Chloroethane		ug/Kg	U	1.4	14
FD-4 S-1	BY06975	SW8260	4/25/2017	1	Vinyl chloride		ug/Kg	U	1.4	14
FD-4 S-1	BY06975	SW8260	4/25/2017	1	Methylene chloride		ug/Kg	U	14	14
FD-4 S-1	BY06975	SW8260	4/25/2017	1	Carbon Disulfide		ug/Kg	U	2.9	14
FD-4 S-1	BY06975	SW8260	4/25/2017	1	Bromoform		ug/Kg	U	2.9	14
FD-4 S-1	BY06975	SW8260	4/25/2017	1	Bromodichloromethane		ug/Kg	U	2.9	14

ANGELIC TEXTILE SERVICES
NEW YORK
DATA SUMMARY TABLE
SEDIMENT
SDG: GBY06958

Sample Name	Lab ID	Analytical Method	Analysis Date	Dilution Factor	Analyte	Result	Unit	Qualifier	MDL	RL
FD-4 S-1	BY06975	SW8260	4/25/2017	1	1,1-Dichloroethane		ug/Kg	U	2.9	14
FD-4 S-1	BY06975	SW8260	4/25/2017	1	1,1-Dichloroethene		ug/Kg	U	1.4	14
FD-4 S-1	BY06975	SW8260	4/25/2017	1	Dichlorodifluoromethane	4.3	ug/Kg	J	1.4	14
FD-4 S-1	BY06975	SW8260	4/25/2017	1	Trichlorotrifluoroethane		ug/Kg	U	1.4	14
FD-4 S-1	BY06975	SW8260	4/25/2017	1	1,2-Dichloropropane		ug/Kg	U	2.9	14
FD-4 S-1	BY06975	SW8260	4/25/2017	1	Methyl Ethyl Ketone		ug/Kg	U	14	87
FD-4 S-1	BY06975	SW8260	4/25/2017	1	1,1,2-Trichloroethane		ug/Kg	U	2.9	14
FD-4 S-1	BY06975	SW8260	4/25/2017	1	Trichloroethene		ug/Kg	U	1.4	14
FD-4 S-1	BY06975	SW8260	4/25/2017	1	o-Xylene		ug/Kg	U	2.9	14
FD-4 S-1	BY06975	SW8260	4/25/2017	50	n-Propylbenzene		ug/Kg	U	150	770
FD-4 S-1	BY06975	SW8260	4/25/2017	50	n-Butylbenzene		ug/Kg	U	77	770
FD-4 S-1	BY06975	SW8260	4/25/2017	50	4-Chlorotoluene		ug/Kg	U	77	770
FD-4 S-1	BY06975	SW8260	4/25/2017	50	1,4-Dichlorobenzene		ug/Kg	U	77	770
FD-4 S-1	BY06975	SW8260	4/25/2017	50	1,3,5-Trimethylbenzene		ug/Kg	U	77	770
FD-4 S-1	BY06975	SW8260	4/25/2017	50	Bromobenzene		ug/Kg	U	77	770
FD-4 S-1	BY06975	SW8260	4/25/2017	50	Chlorobenzene	400	ug/Kg	J	77	770
FD-4 S-1	BY06975	SW8260	4/25/2017	50	trans-1,4-dichloro-2-butene		ug/Kg	U	390	1500
FD-4 S-1	BY06975	SW8260	4/25/2017	50	1,2,4-Trichlorobenzene		ug/Kg	U	150	770
FD-4 S-1	BY06975	SW8260	4/25/2017	50	sec-Butylbenzene		ug/Kg	U	77	770
FD-4 S-1	BY06975	SW8260	4/25/2017	50	2-Isopropyltoluene		ug/Kg	U	77	770
FD-4 S-1	BY06975	SW8260	4/25/2017	50	1,3-Dichlorobenzene		ug/Kg	U	77	770
FD-4 S-1	BY06975	SW8260	4/25/2017	50	Trichlorofluoromethane	11000	ug/Kg		150	770
FD-4 S-1	BY06975	SW8260	4/25/2017	50	1,1,2,2-Tetrachloroethane		ug/Kg	U	150	770
FD-4 S-1	BY06975	SW8260	4/25/2017	50	1,2,3-Trichlorobenzene		ug/Kg	U	150	770
FD-4 S-1	BY06975	SW8260	4/25/2017	50	Hexachlorobutadiene	370	ug/Kg	J	77	770
FD-4 S-1	BY06975	SW8260	4/25/2017	50	Naphthalene		ug/Kg	U	150	770
FD-4 S-1	BY06975	SW8260	4/25/2017	50	2-Chlorotoluene		ug/Kg	U	150	770
FD-4 S-1	BY06975	SW8260	4/25/2017	50	1,2-Dichlorobenzene		ug/Kg	U	77	770
FD-4 S-1	BY06975	SW8260	4/25/2017	50	1,2,4-Trimethylbenzene		ug/Kg	U	77	770
FD-4 S-1	BY06975	SW8260	4/25/2017	50	1,2-Dibromo-3-chloropropane		ug/Kg	U	150	770
FD-4 S-1	BY06975	SW8260	4/25/2017	50	1,2,3-Trichloropropane		ug/Kg	U	77	770
FD-4 S-1	BY06975	SW8260	4/25/2017	50	tert-Butylbenzene		ug/Kg	U	77	770
FD-4 S-1	BY06975	SW8260	4/25/2017	50	Isopropylbenzene		ug/Kg	U	77	770
FD-4 S-1	BY06975	SW8260	4/25/2017	50	p-Isopropyltoluene		ug/Kg	U	77	770
FD-4 S-1	BY06975	SW8270	4/25/2017	1	4-Nitroaniline		ug/Kg	U	160	480
FD-4 S-1	BY06975	SW8270	4/25/2017	1	4-Nitrophenol		ug/Kg	U	220	480
FD-4 S-1	BY06975	SW8270	4/25/2017	1	4-Bromophenyl phenyl ether		ug/Kg	U	140	340

ANGELIC TEXTILE SERVICES
NEW YORK
DATA SUMMARY TABLE
SEDIMENT
SDG: GBY06958

Sample Name	Lab ID	Analytical Method	Analysis Date	Dilution Factor	Analyte	Result	Unit	Qualifier	MDL	RL
FD-4 S-1	BY06975	SW8270	4/25/2017	1	2,4-Dimethylphenol		ug/Kg	U	120	340
FD-4 S-1	BY06975	SW8270	4/25/2017	1	1,4-Dichlorobenzene		ug/Kg	U	140	340
FD-4 S-1	BY06975	SW8270	4/25/2017	1	4-Chloroaniline		ug/Kg	U	220	380
FD-4 S-1	BY06975	SW8270	4/25/2017	1	Phenol		ug/Kg	U	150	330
FD-4 S-1	BY06975	SW8270	4/25/2017	1	Bis(2-chloroethyl)ether		ug/Kg	U	130	240
FD-4 S-1	BY06975	SW8270	4/25/2017	1	Bis(2-chloroethoxy)methane		ug/Kg	U	130	340
FD-4 S-1	BY06975	SW8270	4/25/2017	1	Bis(2-ethylhexyl)phthalate		ug/Kg	U	140	340
FD-4 S-1	BY06975	SW8270	4/25/2017	1	Di-n-octylphthalate		ug/Kg	U	120	340
FD-4 S-1	BY06975	SW8270	4/25/2017	1	Hexachlorobenzene		ug/Kg	U	140	240
FD-4 S-1	BY06975	SW8270	4/25/2017	1	Anthracene	820	ug/Kg		160	340
FD-4 S-1	BY06975	SW8270	4/25/2017	1	1,2,4-Trichlorobenzene		ug/Kg	U	140	340
FD-4 S-1	BY06975	SW8270	4/25/2017	1	2,4-Dichlorophenol		ug/Kg	U	170	240
FD-4 S-1	BY06975	SW8270	4/25/2017	1	2,4-Dinitrotoluene		ug/Kg	U	190	240
FD-4 S-1	BY06975	SW8270	4/25/2017	1	1,2-Diphenylhydrazine		ug/Kg	U	160	340
FD-4 S-1	BY06975	SW8270	4/25/2017	1	Pyrene	3200	ug/Kg		160	340
FD-4 S-1	BY06975	SW8270	4/25/2017	1	Dimethylphthalate		ug/Kg	U	150	340
FD-4 S-1	BY06975	SW8270	4/25/2017	1	Dibenzofuran	300	ug/Kg	J	140	340
FD-4 S-1	BY06975	SW8270	4/25/2017	1	Benzo(ghi)perylene	800	ug/Kg		160	340
FD-4 S-1	BY06975	SW8270	4/25/2017	1	Indeno(1,2,3-cd)pyrene	850	ug/Kg		160	340
FD-4 S-1	BY06975	SW8270	4/25/2017	1	Benzo(b)fluoranthene	1100	ug/Kg		160	340
FD-4 S-1	BY06975	SW8270	4/25/2017	1	Fluoranthene	3800	ug/Kg		160	340
FD-4 S-1	BY06975	SW8270	4/25/2017	1	Benzo(k)fluoranthene	1200	ug/Kg		160	340
FD-4 S-1	BY06975	SW8270	4/25/2017	1	Acenaphthylene		ug/Kg	U	130	340
FD-4 S-1	BY06975	SW8270	4/25/2017	1	Chrysene	1500	ug/Kg		160	340
FD-4 S-1	BY06975	SW8270	4/25/2017	1	Bis(2-chloroisopropyl)ether		ug/Kg	U	130	340
FD-4 S-1	BY06975	SW8270	4/25/2017	1	Benzo(a)pyrene	1300	ug/Kg		160	240
FD-4 S-1	BY06975	SW8270	4/25/2017	1	Dibenz(a,h)anthracene		ug/Kg	U	160	240
FD-4 S-1	BY06975	SW8270	4/25/2017	1	1,3-Dichlorobenzene		ug/Kg	U	140	340
FD-4 S-1	BY06975	SW8270	4/25/2017	1	Benz(a)anthracene	1600	ug/Kg		160	340
FD-4 S-1	BY06975	SW8270	4/25/2017	1	4-Chloro-3-methylphenol		ug/Kg	U	170	340
FD-4 S-1	BY06975	SW8270	4/25/2017	1	2,6-Dinitrotoluene		ug/Kg	U	150	240
FD-4 S-1	BY06975	SW8270	4/25/2017	1	N-Nitrosodi-n-propylamine		ug/Kg	U	160	240
FD-4 S-1	BY06975	SW8270	4/25/2017	1	Aniline		ug/Kg	U	380	380
FD-4 S-1	BY06975	SW8270	4/25/2017	1	N-Nitrosodimethylamine		ug/Kg	U	140	340
FD-4 S-1	BY06975	SW8270	4/25/2017	1	Hexachloroethane		ug/Kg	U	140	240
FD-4 S-1	BY06975	SW8270	4/25/2017	1	4-Chlorophenyl phenyl ether		ug/Kg	U	160	340
FD-4 S-1	BY06975	SW8270	4/25/2017	1	Hexachlorocyclopentadiene		ug/Kg	UJ	150	340

ANGELIC TEXTILE SERVICES
NEW YORK
DATA SUMMARY TABLE
SEDIMENT
SDG: GBY06958

Sample Name	Lab ID	Analytical Method	Analysis Date	Dilution Factor	Analyte	Result	Unit	Qualifier	MDL	RL
FD-4 S-1	BY06975	SW8270	4/25/2017	1	Isophorone		ug/Kg	U	130	240
FD-4 S-1	BY06975	SW8270	4/25/2017	1	Pentachloronitrobenzene		ug/Kg	U	180	340
FD-4 S-1	BY06975	SW8270	4/25/2017	1	Acenaphthene	430	ug/Kg		150	340
FD-4 S-1	BY06975	SW8270	4/25/2017	1	Diethyl phthalate		ug/Kg	U	150	340
FD-4 S-1	BY06975	SW8270	4/25/2017	1	Di-n-butylphthalate		ug/Kg	U	130	340
FD-4 S-1	BY06975	SW8270	4/25/2017	1	Phenanthrene	3100	ug/Kg		140	340
FD-4 S-1	BY06975	SW8270	4/25/2017	1	Benzyl butyl phthalate		ug/Kg	U	120	340
FD-4 S-1	BY06975	SW8270	4/25/2017	1	N-Nitrosodiphenylamine		ug/Kg	U	180	340
FD-4 S-1	BY06975	SW8270	4/25/2017	1	Fluorene	460	ug/Kg		160	340
FD-4 S-1	BY06975	SW8270	4/25/2017	1	Carbazole	410	ug/Kg		190	240
FD-4 S-1	BY06975	SW8270	4/25/2017	1	Hexachlorobutadiene	300	ug/Kg	J	170	340
FD-4 S-1	BY06975	SW8270	4/25/2017	1	Pentachlorophenol		ug/Kg	U	180	290
FD-4 S-1	BY06975	SW8270	4/25/2017	1	2,4,6-Trichlorophenol		ug/Kg	U	150	240
FD-4 S-1	BY06975	SW8270	4/25/2017	1	2-Nitroaniline		ug/Kg	U	340	340
FD-4 S-1	BY06975	SW8270	4/25/2017	1	2-Nitrophenol		ug/Kg	U	300	340
FD-4 S-1	BY06975	SW8270	4/25/2017	1	Naphthalene	710	ug/Kg		140	340
FD-4 S-1	BY06975	SW8270	4/25/2017	1	2-Methylnaphthalene	190	ug/Kg	J	140	340
FD-4 S-1	BY06975	SW8270	4/25/2017	1	2-Chloronaphthalene		ug/Kg	U	140	340
FD-4 S-1	BY06975	SW8270	4/25/2017	1	3,3'-Dichlorobenzidine		ug/Kg	U	230	240
FD-4 S-1	BY06975	SW8270	4/25/2017	1	2-Methylphenol (o-cresol)		ug/Kg	U	230	330
FD-4 S-1	BY06975	SW8270	4/25/2017	1	1,2-Dichlorobenzene		ug/Kg	U	140	340
FD-4 S-1	BY06975	SW8270	4/25/2017	1	2-Chlorophenol		ug/Kg	U	140	340
FD-4 S-1	BY06975	SW8270	4/25/2017	1	1,2,4,5-Tetrachlorobenzene		ug/Kg	U	170	340
FD-4 S-1	BY06975	SW8270	4/25/2017	1	2,4,5-Trichlorophenol		ug/Kg	U	260	340
FD-4 S-1	BY06975	SW8270	4/25/2017	1	Acetophenone		ug/Kg	U	150	340
FD-4 S-1	BY06975	SW8270	4/25/2017	1	Nitrobenzene		ug/Kg	U	170	240
FD-4 S-1	BY06975	SW8270	4/25/2017	1	3-Nitroaniline		ug/Kg	U	960	480
FD-4 S-1	BY06975	SW8270	4/25/2017	1	3&4-Methylphenol (m&p-cresol)		ug/Kg	U	190	340
FD-4 S-1	BY06975	SW8270	4/25/2017	1	2,4-Dinitrophenol		ug/Kg	UJ	340	340
FD-4 S-1	BY06975	SW8270	4/25/2017	1	4,6-Dinitro-2-methylphenol		ug/Kg	UJ	96	290
FD-1	BY06980	SW8270	4/25/2017	1	Pyridine		ug/Kg	UJ	120	330
FD-1	BY06980	SW8270	4/25/2017	1	Benzoic acid		ug/Kg	UJ	950	2400
FD-1	BY06980	SW8270	4/25/2017	1	Benzidine		ug/Kg	UJ	280	470
FD-1	BY06980	E160.3	4/24/2017	1	SOLIDS, PERCENT	69	%			
FD-1	BY06980	SW6010	4/25/2017	1	Nickel	57.8	mg/Kg		0.46	0.46
FD-1	BY06980	SW6010	4/25/2017	1	Potassium	626	mg/Kg		3.6	9
FD-1	BY06980	SW6010	4/25/2017	1	Silver	2.13	mg/Kg		0.46	0.46

ANGELIC TEXTILE SERVICES
NEW YORK
DATA SUMMARY TABLE
SEDIMENT
SDG: GBY06958

Sample Name	Lab ID	Analytical Method	Analysis Date	Dilution Factor	Analyte	Result	Unit	Qualifier	MDL	RL
FD-1	BY06980	SW6010	4/25/2017	1	Sodium	750	mg/Kg		4.0	9
FD-1	BY06980	SW6010	4/25/2017	1	Thallium		mg/Kg	U	1.9	1.9
FD-1	BY06980	SW6010	4/25/2017	1	Antimony	117	mg/Kg		2.3	2.3
FD-1	BY06980	SW6010	4/25/2017	1	Arsenic	107	mg/Kg		0.93	0.93
FD-1	BY06980	SW6010	4/25/2017	1	Barium	209	mg/Kg		0.46	0.9
FD-1	BY06980	SW6010	4/25/2017	1	Beryllium		mg/Kg	U	0.19	0.37
FD-1	BY06980	SW6010	4/25/2017	1	Cadmium	6.26	mg/Kg		0.46	0.46
FD-1	BY06980	SW6010	4/25/2017	1	Cobalt	18.4	mg/Kg		0.46	0.46
FD-1	BY06980	SW6010	4/25/2017	1	Vanadium	24.1	mg/Kg		0.46	0.46
FD-1	BY06980	SW6010	4/25/2017	1	Selenium		mg/Kg	U	1.6	1.9
FD-1	BY06980	SW7471	4/25/2017	1	Mercury	1.22	mg/Kg		0.02	0.04
FD-1	BY06980	SW8081	5/1/2017	10	Heptachlor epoxide		ug/Kg	U	48	48
FD-1	BY06980	SW8081	5/1/2017	10	Endosulfan sulfate		ug/Kg	U	48	48
FD-1	BY06980	SW8081	5/1/2017	10	Aldrin		ug/Kg	U	12	12
FD-1	BY06980	SW8081	5/1/2017	10	a-BHC		ug/Kg	U	24	24
FD-1	BY06980	SW8081	5/1/2017	10	b-BHC		ug/Kg	U	24	24
FD-1	BY06980	SW8081	5/1/2017	10	d-BHC		ug/Kg	U	24	24
FD-1	BY06980	SW8081	5/1/2017	10	Endosulfan II		ug/Kg	U	48	48
FD-1	BY06980	SW8081	5/1/2017	10	4,4' -DDT	46	ug/Kg		14	14
FD-1	BY06980	SW8081	5/1/2017	10	a-Chlordane		ug/Kg	U	24	24
FD-1	BY06980	SW8081	5/1/2017	10	g-Chlordane		ug/Kg	U	24	24
FD-1	BY06980	SW8081	5/1/2017	10	Endrin ketone		ug/Kg	U	48	48
FD-1	BY06980	SW8081	5/1/2017	10	Chlordane		ug/Kg	U	240	240
FD-1	BY06980	SW8081	5/1/2017	10	g-BHC		ug/Kg	U	9.6	9.6
FD-1	BY06980	SW8081	5/1/2017	10	Dieldrin		ug/Kg	U	12	12
FD-1	BY06980	SW8081	5/1/2017	10	Endrin		ug/Kg	U	24	24
FD-1	BY06980	SW8081	5/1/2017	10	Methoxychlor		ug/Kg	U	240	240
FD-1	BY06980	SW8081	5/1/2017	10	4,4' -DDD	130	ug/Kg		14	14
FD-1	BY06980	SW8081	5/1/2017	10	4,4' -DDE		ug/Kg	U	72	72
FD-1	BY06980	SW8081	5/1/2017	10	Endrin aldehyde		ug/Kg	U	48	48
FD-1	BY06980	SW8081	5/1/2017	10	Heptachlor		ug/Kg	U	24	24
FD-1	BY06980	SW8081	5/1/2017	10	Toxaphene		ug/Kg	U	960	960
FD-1	BY06980	SW8081	5/1/2017	10	Endosulfan I		ug/Kg	U	48	48
FD-1	BY06980	SW8082	5/1/2017	2	PCB-1260		ug/Kg	U	96	96
FD-1	BY06980	SW8082	5/1/2017	2	PCB-1254	340	ug/Kg		96	96
FD-1	BY06980	SW8082	5/1/2017	2	PCB-1268		ug/Kg	U	96	96
FD-1	BY06980	SW8082	5/1/2017	2	PCB-1221		ug/Kg	U	96	96

ANGELIC TEXTILE SERVICES
NEW YORK
DATA SUMMARY TABLE
SEDIMENT
SDG: GBY06958

Sample Name	Lab ID	Analytical Method	Analysis Date	Dilution Factor	Analyte	Result	Unit	Qualifier	MDL	RL
FD-1	BY06980	SW8082	5/1/2017	2	PCB-1232		ug/Kg	U	96	96
FD-1	BY06980	SW8082	5/1/2017	2	PCB-1248		ug/Kg	U	96	96
FD-1	BY06980	SW8082	5/1/2017	2	PCB-1016		ug/Kg	U	96	96
FD-1	BY06980	SW8082	5/1/2017	2	PCB-1262		ug/Kg	U	96	96
FD-1	BY06980	SW8082	5/1/2017	2	PCB-1242		ug/Kg	U	96	96
FD-1	BY06980	SW8260	4/25/2017	1	Ethylbenzene		ug/Kg	U	1.1	11
FD-1	BY06980	SW8260	4/25/2017	1	Styrene		ug/Kg	U	1.1	11
FD-1	BY06980	SW8260	4/25/2017	1	cis-1,3-Dichloropropene		ug/Kg	U	1.1	11
FD-1	BY06980	SW8260	4/25/2017	1	trans-1,3-Dichloropropene		ug/Kg	U	1.1	11
FD-1	BY06980	SW8260	4/25/2017	1	n-Propylbenzene		ug/Kg	U	2.2	11
FD-1	BY06980	SW8260	4/25/2017	1	n-Butylbenzene		ug/Kg	U	1.1	11
FD-1	BY06980	SW8260	4/25/2017	1	4-Chlorotoluene		ug/Kg	U	1.1	11
FD-1	BY06980	SW8260	4/25/2017	1	1,4-Dichlorobenzene		ug/Kg	U	1.1	11
FD-1	BY06980	SW8260	4/25/2017	1	1,2-Dibromoethane		ug/Kg	U	1.1	11
FD-1	BY06980	SW8260	4/25/2017	1	1,2-Dichloroethane		ug/Kg	U	1.1	11
FD-1	BY06980	SW8260	4/25/2017	1	Acrylonitrile		ug/Kg	U	2.2	22
FD-1	BY06980	SW8260	4/25/2017	1	4-Methyl-2-pentanone		ug/Kg	U	11	55
FD-1	BY06980	SW8260	4/25/2017	1	1,3,5-Trimethylbenzene		ug/Kg	U	1.1	11
FD-1	BY06980	SW8260	4/25/2017	1	Bromobenzene		ug/Kg	U	1.1	11
FD-1	BY06980	SW8260	4/25/2017	1	Toluene	1.2	ug/Kg	J	1.1	11
FD-1	BY06980	SW8260	4/25/2017	1	Chlorobenzene	5.3	ug/Kg	J	1.1	11
FD-1	BY06980	SW8260	4/25/2017	1	Tetrahydrofuran (THF)		ug/Kg	U	5.5	22
FD-1	BY06980	SW8260	4/25/2017	1	trans-1,4-dichloro-2-butene		ug/Kg	U	5.5	22
FD-1	BY06980	SW8260	4/25/2017	1	1,2,4-Trichlorobenzene		ug/Kg	U	2.2	11
FD-1	BY06980	SW8260	4/25/2017	1	Dibromochloromethane		ug/Kg	U	2.2	11
FD-1	BY06980	SW8260	4/25/2017	1	Tetrachloroethene		ug/Kg	U	2.2	11
FD-1	BY06980	SW8260	4/25/2017	1	sec-Butylbenzene		ug/Kg	U	1.1	11
FD-1	BY06980	SW8260	4/25/2017	1	1,3-Dichloropropane		ug/Kg	U	2.2	11
FD-1	BY06980	SW8260	4/25/2017	1	cis-1,2-Dichloroethene		ug/Kg	U	1.1	11
FD-1	BY06980	SW8260	4/25/2017	1	trans-1,2-Dichloroethene		ug/Kg	U	1.1	11
FD-1	BY06980	SW8260	4/25/2017	1	Methyl t-butyl ether (MTBE)		ug/Kg	U	2.2	22
FD-1	BY06980	SW8260	4/25/2017	1	m&p-Xylene		ug/Kg	U	2.2	11
FD-1	BY06980	SW8260	4/25/2017	1	2-Isopropyltoluene		ug/Kg	U	1.1	11
FD-1	BY06980	SW8260	4/25/2017	1	1,3-Dichlorobenzene		ug/Kg	U	1.1	11
FD-1	BY06980	SW8260	4/25/2017	1	Carbon tetrachloride		ug/Kg	U	2.2	11
FD-1	BY06980	SW8260	4/25/2017	1	1,1-Dichloropropene		ug/Kg	U	1.1	11
FD-1	BY06980	SW8260	4/25/2017	1	2-Hexanone		ug/Kg	U	11	55

ANGELIC TEXTILE SERVICES
NEW YORK
DATA SUMMARY TABLE
SEDIMENT
SDG: GBY06958

Sample Name	Lab ID	Analytical Method	Analysis Date	Dilution Factor	Analyte	Result	Unit	Qualifier	MDL	RL
FD-1	BY06980	SW8260	4/25/2017	1	2,2-Dichloropropane		ug/Kg	U	1.1	11
FD-1	BY06980	SW8260	4/25/2017	1	1,1,1,2-Tetrachloroethane		ug/Kg	U	2.2	11
FD-1	BY06980	SW8260	4/25/2017	1	Acetone	43	ug/Kg	J	11	50
FD-1	BY06980	SW8260	4/25/2017	1	Chloroform		ug/Kg	U	1.1	11
FD-1	BY06980	SW8260	4/25/2017	1	Benzene		ug/Kg	U	1.1	11
FD-1	BY06980	SW8260	4/25/2017	1	1,1,1-Trichloroethane		ug/Kg	U	1.1	11
FD-1	BY06980	SW8260	4/25/2017	1	Bromomethane		ug/Kg	U	4.4	11
FD-1	BY06980	SW8260	4/25/2017	1	Chloromethane		ug/Kg	U	2.2	11
FD-1	BY06980	SW8260	4/25/2017	1	Dibromomethane		ug/Kg	U	2.2	11
FD-1	BY06980	SW8260	4/25/2017	1	Bromochloromethane		ug/Kg	U	1.1	11
FD-1	BY06980	SW8260	4/25/2017	1	Chloroethane		ug/Kg	U	1.1	11
FD-1	BY06980	SW8260	4/25/2017	1	Vinyl chloride		ug/Kg	U	1.1	11
FD-1	BY06980	SW8260	4/25/2017	1	Methylene chloride		ug/Kg	U	11	11
FD-1	BY06980	SW8260	4/25/2017	1	Carbon Disulfide	20	ug/Kg		2.2	11
FD-1	BY06980	SW8260	4/25/2017	1	Bromoform		ug/Kg	U	2.2	11
FD-1	BY06980	SW8260	4/25/2017	1	Bromodichloromethane		ug/Kg	U	2.2	11
FD-1	BY06980	SW8260	4/25/2017	1	1,1-Dichloroethane		ug/Kg	U	2.2	11
FD-1	BY06980	SW8260	4/25/2017	1	1,1-Dichloroethene		ug/Kg	U	1.1	11
FD-1	BY06980	SW8260	4/25/2017	1	Dichlorodifluoromethane		ug/Kg	U	1.1	11
FD-1	BY06980	SW8260	4/25/2017	1	Trichlorotrifluoroethane		ug/Kg	U	1.1	11
FD-1	BY06980	SW8260	4/25/2017	1	1,2-Dichloropropane		ug/Kg	U	2.2	11
FD-1	BY06980	SW8260	4/25/2017	1	Methyl Ethyl Ketone		ug/Kg	U	11	67
FD-1	BY06980	SW8260	4/25/2017	1	1,1,2-Trichloroethane		ug/Kg	U	2.2	11
FD-1	BY06980	SW8260	4/25/2017	1	Trichloroethene		ug/Kg	U	1.1	11
FD-1	BY06980	SW8260	4/25/2017	1	1,1,2,2-Tetrachloroethane		ug/Kg	U	2.2	11
FD-1	BY06980	SW8260	4/25/2017	1	1,2,3-Trichlorobenzene		ug/Kg	U	2.2	11
FD-1	BY06980	SW8260	4/25/2017	1	Hexachlorobutadiene		ug/Kg	U	1.1	11
FD-1	BY06980	SW8260	4/25/2017	1	Naphthalene		ug/Kg	U	2.2	11
FD-1	BY06980	SW8260	4/25/2017	1	o-Xylene		ug/Kg	U	2.2	11
FD-1	BY06980	SW8260	4/25/2017	1	2-Chlorotoluene		ug/Kg	U	2.2	11
FD-1	BY06980	SW8260	4/25/2017	1	1,2-Dichlorobenzene		ug/Kg	U	1.1	11
FD-1	BY06980	SW8260	4/25/2017	1	1,2,4-Trimethylbenzene		ug/Kg	U	1.1	11
FD-1	BY06980	SW8260	4/25/2017	1	1,2-Dibromo-3-chloropropane		ug/Kg	U	2.2	11
FD-1	BY06980	SW8260	4/25/2017	1	1,2,3-Trichloropropane		ug/Kg	U	1.1	11
FD-1	BY06980	SW8260	4/25/2017	1	tert-Butylbenzene		ug/Kg	U	1.1	11
FD-1	BY06980	SW8260	4/25/2017	1	Isopropylbenzene		ug/Kg	U	1.1	11
FD-1	BY06980	SW8260	4/25/2017	50	Trichlorofluoromethane	780	ug/Kg		100	500

ANGELIC TEXTILE SERVICES
NEW YORK
DATA SUMMARY TABLE
SEDIMENT
SDG: GBY06958

Sample Name	Lab ID	Analytical Method	Analysis Date	Dilution Factor	Analyte	Result	Unit	Qualifier	MDL	RL
FD-1	BY06980	SW8260	4/25/2017	50	p-Isopropyltoluene	2300	ug/Kg		50	500
FD-1	BY06980	SW8270	4/25/2017	1	4-Nitroaniline		ug/Kg	U	160	470
FD-1	BY06980	SW8270	4/25/2017	1	4-Nitrophenol		ug/Kg	U	210	470
FD-1	BY06980	SW8270	4/25/2017	1	4-Bromophenyl phenyl ether		ug/Kg	U	140	330
FD-1	BY06980	SW8270	4/25/2017	1	2,4-Dimethylphenol		ug/Kg	U	120	330
FD-1	BY06980	SW8270	4/25/2017	1	1,4-Dichlorobenzene		ug/Kg	U	140	330
FD-1	BY06980	SW8270	4/25/2017	1	4-Chloroaniline		ug/Kg	U	220	380
FD-1	BY06980	SW8270	4/25/2017	1	Phenol		ug/Kg	U	150	330
FD-1	BY06980	SW8270	4/25/2017	1	Bis(2-chloroethyl)ether		ug/Kg	U	130	240
FD-1	BY06980	SW8270	4/25/2017	1	Bis(2-chloroethoxy)methane		ug/Kg	U	130	330
FD-1	BY06980	SW8270	4/25/2017	1	Bis(2-ethylhexyl)phthalate		ug/Kg	U	140	330
FD-1	BY06980	SW8270	4/25/2017	1	Di-n-octylphthalate		ug/Kg	U	120	330
FD-1	BY06980	SW8270	4/25/2017	1	Hexachlorobenzene		ug/Kg	U	140	240
FD-1	BY06980	SW8270	4/25/2017	1	Anthracene		ug/Kg	U	160	330
FD-1	BY06980	SW8270	4/25/2017	1	1,2,4-Trichlorobenzene		ug/Kg	U	140	330
FD-1	BY06980	SW8270	4/25/2017	1	2,4-Dichlorophenol		ug/Kg	U	170	240
FD-1	BY06980	SW8270	4/25/2017	1	2,4-Dinitrotoluene		ug/Kg	U	190	240
FD-1	BY06980	SW8270	4/25/2017	1	1,2-Diphenylhydrazine		ug/Kg	U	150	330
FD-1	BY06980	SW8270	4/25/2017	1	Pyrene	340	ug/Kg		160	330
FD-1	BY06980	SW8270	4/25/2017	1	Dimethylphthalate		ug/Kg	U	150	330
FD-1	BY06980	SW8270	4/25/2017	1	Dibenzofuran		ug/Kg	U	140	330
FD-1	BY06980	SW8270	4/25/2017	1	Benzo(ghi)perylene	200	ug/Kg	J	150	330
FD-1	BY06980	SW8270	4/25/2017	1	Indeno(1,2,3-cd)pyrene	210	ug/Kg	J	160	330
FD-1	BY06980	SW8270	4/25/2017	1	Benzo(b)fluoranthene		ug/Kg	U	160	330
FD-1	BY06980	SW8270	4/25/2017	1	Fluoranthene	390	ug/Kg		150	330
FD-1	BY06980	SW8270	4/25/2017	1	Benzo(k)fluoranthene	190	ug/Kg	J	160	330
FD-1	BY06980	SW8270	4/25/2017	1	Acenaphthylene		ug/Kg	U	130	330
FD-1	BY06980	SW8270	4/25/2017	1	Chrysene	190	ug/Kg	J	160	330
FD-1	BY06980	SW8270	4/25/2017	1	Bis(2-chloroisopropyl)ether		ug/Kg	U	130	330
FD-1	BY06980	SW8270	4/25/2017	1	Benzo(a)pyrene	180	ug/Kg	J	150	240
FD-1	BY06980	SW8270	4/25/2017	1	Dibenz(a,h)anthracene		ug/Kg	U	150	240
FD-1	BY06980	SW8270	4/25/2017	1	1,3-Dichlorobenzene		ug/Kg	U	140	330
FD-1	BY06980	SW8270	4/25/2017	1	Benz(a)anthracene	180	ug/Kg	J	160	330
FD-1	BY06980	SW8270	4/25/2017	1	4-Chloro-3-methylphenol		ug/Kg	U	170	330
FD-1	BY06980	SW8270	4/25/2017	1	2,6-Dinitrotoluene		ug/Kg	U	150	240
FD-1	BY06980	SW8270	4/25/2017	1	N-Nitrosodi-n-propylamine		ug/Kg	U	150	240
FD-1	BY06980	SW8270	4/25/2017	1	Aniline		ug/Kg	U	380	380

ANGELIC TEXTILE SERVICES
NEW YORK
DATA SUMMARY TABLE
SEDIMENT
SDG: GBY06958

Sample Name	Lab ID	Analytical Method	Analysis Date	Dilution Factor	Analyte	Result	Unit	Qualifier	MDL	RL
FD-1	BY06980	SW8270	4/25/2017	1	N-Nitrosodimethylamine		ug/Kg	U	130	330
FD-1	BY06980	SW8270	4/25/2017	1	Hexachloroethane		ug/Kg	U	140	240
FD-1	BY06980	SW8270	4/25/2017	1	4-Chlorophenyl phenyl ether		ug/Kg	U	160	330
FD-1	BY06980	SW8270	4/25/2017	1	Hexachlorocyclopentadiene		ug/Kg	UJ	140	330
FD-1	BY06980	SW8270	4/25/2017	1	Isophorone		ug/Kg	U	130	240
FD-1	BY06980	SW8270	4/25/2017	1	Pentachloronitrobenzene		ug/Kg	U	180	330
FD-1	BY06980	SW8270	4/25/2017	1	Acenaphthene		ug/Kg	U	140	330
FD-1	BY06980	SW8270	4/25/2017	1	Diethyl phthalate		ug/Kg	U	150	330
FD-1	BY06980	SW8270	4/25/2017	1	Di-n-butylphthalate		ug/Kg	U	130	330
FD-1	BY06980	SW8270	4/25/2017	1	Phenanthrene	320	ug/Kg	J	140	330
FD-1	BY06980	SW8270	4/25/2017	1	Benzyl butyl phthalate		ug/Kg	U	120	330
FD-1	BY06980	SW8270	4/25/2017	1	N-Nitrosodiphenylamine		ug/Kg	U	180	330
FD-1	BY06980	SW8270	4/25/2017	1	Fluorene		ug/Kg	U	160	330
FD-1	BY06980	SW8270	4/25/2017	1	Carbazole		ug/Kg	U	190	240
FD-1	BY06980	SW8270	4/25/2017	1	Hexachlorobutadiene		ug/Kg	U	170	330
FD-1	BY06980	SW8270	4/25/2017	1	Pentachlorophenol	310	ug/Kg		180	280
FD-1	BY06980	SW8270	4/25/2017	1	2,4,6-Trichlorophenol		ug/Kg	U	150	240
FD-1	BY06980	SW8270	4/25/2017	1	2-Nitroaniline		ug/Kg	U	330	330
FD-1	BY06980	SW8270	4/25/2017	1	2-Nitrophenol		ug/Kg	U	300	330
FD-1	BY06980	SW8270	4/25/2017	1	Naphthalene		ug/Kg	U	140	330
FD-1	BY06980	SW8270	4/25/2017	1	2-Methylnaphthalene		ug/Kg	U	140	330
FD-1	BY06980	SW8270	4/25/2017	1	2-Chloronaphthalene		ug/Kg	U	130	330
FD-1	BY06980	SW8270	4/25/2017	1	3,3'-Dichlorobenzidine		ug/Kg	U	220	240
FD-1	BY06980	SW8270	4/25/2017	1	2-Methylphenol (o-cresol)		ug/Kg	U	220	330
FD-1	BY06980	SW8270	4/25/2017	1	1,2-Dichlorobenzene		ug/Kg	U	130	330
FD-1	BY06980	SW8270	4/25/2017	1	2-Chlorophenol		ug/Kg	U	130	330
FD-1	BY06980	SW8270	4/25/2017	1	1,2,4,5-Tetrachlorobenzene		ug/Kg	U	170	330
FD-1	BY06980	SW8270	4/25/2017	1	2,4,5-Trichlorophenol		ug/Kg	U	260	330
FD-1	BY06980	SW8270	4/25/2017	1	Acetophenone		ug/Kg	U	150	330
FD-1	BY06980	SW8270	4/25/2017	1	Nitrobenzene		ug/Kg	U	170	240
FD-1	BY06980	SW8270	4/25/2017	1	3-Nitroaniline		ug/Kg	U	950	470
FD-1	BY06980	SW8270	4/25/2017	1	3&4-Methylphenol (m&p-cresol)		ug/Kg	U	190	330
FD-1	BY06980	SW6010	4/25/2017	10	Aluminum	2720	mg/Kg		9.3	46
FD-1	BY06980	SW6010	4/25/2017	10	Magnesium	7530	mg/Kg		46	46
FD-1	BY06980	SW6010	4/25/2017	10	Manganese	947	mg/Kg		4.6	4.6
FD-1	BY06980	SW6010	4/25/2017	10	Chromium	675	mg/Kg		4.6	4.6
FD-1	BY06980	SW6010	4/25/2017	10	Zinc	1200	mg/Kg		4.6	9.3

ANGELIC TEXTILE SERVICES
NEW YORK
DATA SUMMARY TABLE
SEDIMENT
SDG: GBY06958

Sample Name	Lab ID	Analytical Method	Analysis Date	Dilution Factor	Analyte	Result	Unit	Qualifier	MDL	RL
FD-1	BY06980	SW6010	4/25/2017	10	Calcium	92500	mg/Kg		43	46
FD-1	BY06980	SW8270	4/25/2017	1	2,4-Dinitrophenol		ug/Kg	UJ	330	330
FD-1	BY06980	SW8270	4/25/2017	1	4,6-Dinitro-2-methylphenol		ug/Kg	UJ	95	280
FD-1	BY06980	SW6010	4/26/2017	1000	Lead	18700	mg/Kg		460	930
FD-1	BY06980	SW6010	4/26/2017	100	Iron	232000	mg/Kg		460	460
FD-1	BY06980	SW6010	4/26/2017	100	Copper	3840	mg/Kg		46	46

DATA USABILITY SUMMARY REPORT (DUSR)
Semi-Volatile Organic Compounds
EPA Method SW-846 8270D
EPA Region 2

Site: Angelic Textile Services	SDG #: GBY54991
Laboratory: Phoenix Environmental Laboratories, Inc.	Date: 8/03/2017
KOMAN Government Solutions, LLC Reviewer: Sherri Pullar	Project: 3004-003
Evaluating Document(s): USEPA Region-II SOP HW-35A, Revision 0, June 2015, Semi-volatile Data Validation	NYSDEC, Analytical Services Protocol (ASP) Format

Client Sample ID	Lab Sample ID	Date Sampled	Analysis	Matrix
BB-2/S-1	BY54991	07/06/2017	SVOCs	Soil
BB-3/S-1	BY54992	07/06/2017	SVOCs	Soil
DB-2/S-1	BY54993	07/06/2017	SVOCs	Soil
DB-1/S-2	BY54994	07/06/2017	SVOCs	Soil
USB-1/S-1	BY54995	07/06/2017	SVOCs	Soil
USB-1/S-3	BY54996	07/06/2017	SVOCs	Soil
USB-2/S-2	BY54997	07/06/2017	SVOCs	Soil
USB-2/S-3A	BY54998	07/06/2017	SVOCs	Soil

Summary - Data validation was performed on the data for eight (8) samples collected and submitted for Semi-Volatile Organic (SVOC) analysis by EPA Method SW-846 8270D.

Narrative and Completeness Review – The Chains-of custody (COCs), case narrative, and data package were checked for completeness. No discrepancies were noted.

Sample Delivery and Condition – All samples arrived at the laboratory on 07/7/2017 in acceptable condition and temperature and were properly preserved. Proper custody was documented.

Qualification: None required.

Holding Times – All samples were extracted within 14 days from sample collection and analyzed within the 40-days following sample extraction.

Qualification: None required.

GC/MS Tuning – DFTPP tunes in the initial and continuing calibrations met the percent relative abundance criteria.

Qualification: None required.

Initial Calibration – Appropriate initial calibrations were performed for each analyte. The laboratory calculated percent relative standard deviation (%RSD) of the relative response factor (RRFs). The %RSDs and RRFs were within the method and validation criteria for the target compounds.

Qualification: None required.

Initial and Continuing Calibration Verification (ICV and CCV) – The ICVs and CCVs were performed at the required frequency. The percent differences (%Ds) between the RRFs in the initial calibration and the ICVs or CCVs for the target analytes were within the method and validation acceptance criteria.

Qualification: None required.

Internal Standards – The internal standard areas and retention times were within the method specific acceptance.

Qualification: None required.

Surrogates – Surrogate recoveries were within the control limits.

Qualification: None required.

Laboratory Control Sample/Laboratory Control Sample Duplicate – Percent recoveries for the LCS/LCSD BY54998 were within %R/RPD control limits with the exception of benzoic acid (%R: 0%, 0%), 2,4-dinitrophenol (%R: 19%, 16%), and benzidine (%R/RPD: 6%, 9%/35.3%).

Qualification: Results for benzoic acid were qualified as rejected (R) in Samples BB-2/S-1, BB-3/S-1, DB-2/S-1, DB-1/S-2, USB-1/S-1, USB-1/S-3, USB-2/S-2, and USB-2/S-3A. Results for 2,4-dinitrophenol and benzidine were qualified as estimated (UJ) in Samples BB-2/S-1, BB-3/S-1, DB-2/S-1, DB-1/S-2, USB-1/S-1, USB-1/S-3, USB-2/S-2, and USB-2/S-3A.

Matrix Spike/Matrix Spike Duplicate – Sample USB-2/S-3A (Lab Sample ID: BY54998) was spiked and analyzed as matrix spike/matrix spike duplicate samples. The %Rs for benzoic acid (%R: 2%, 3%), hexachlorocyclopentadiene (%R/RPD: 22%, 14%/44.4%) and benzidine (%R: 4%, 3%) were outside the control limits.

Qualification: Result for benzoic acid was qualified as rejected (R) in Sample USB-2/S-3A. Hexachlorocyclopentadiene and benzidine were qualified estimated (UJ) as in Sample USB-2/S-3A.

Method Blanks – The method blanks prepared and analyzed with these sample were free of contamination.

Qualification: None required.

Field Blanks – No field blank samples were submitted with this SDG.

Qualification: None required.

Field Duplicate – No field duplicates were submitted with this SDG.

Qualification: None required.

Compound Quantitation – Analyte non-detections were reported as "U." Analyte detections below the LOQ were reported as J qualified results. These J qualifiers were retained unless superseded by a more severe qualifier.

Qualification: None required.

Electronic Data Deliverable Review –Regarding results on QC summary forms versus included raw data, due to calculations made at the instrument where many significant figures may be used, there may be slight discrepancies between the summary report result and that recorded on the raw data. This does

not affect data usability. Results and sample IDs in the EDD were reviewed against the information provided by the associated Level IV report at a minimum of 20% as part of the data validation process. No discrepancies were identified between the Level IV report and the EDD.

Qualification: None required.

Qualification Summary Table – Results for benzoic acid in all eight samples were not usable. The rest of the SVOC results reported in this SDG are acceptable with the noted qualifications. Summary of the qualified data is listed in the Data Summary Table for SDG: GBY54991. Validation qualifiers (if required) were entered into the EDD for SDG: GBY54991. The data may be used for its intended purpose.

DATA USABILITY SUMMARY REPORT (DUSR)
Volatile Organic Compounds
EPA Method SW-846 8260C
EPA Region 2

Site: Angelic Textile Services	SDG #: GBY54991
Laboratory: Phoenix Environmental Laboratories, Inc.	Date: 8/03/2017
KOMAN Government Solutions, LLC Reviewer: Sherri Pullar	Project: 3004-003
Evaluating Document(s): USEPA Region-II SOP HW-33A, Revision 0, July 2015, SOM02.2, Low/Medium Volatile Data Validation	NYSDEC, Analytical Services Protocol (ASP) Format

Client Sample ID	Lab Sample ID	Date Sampled	Analysis	Matrix
BB-2/S-1	BY54991	07/06/2017	VOCs	Soil
BB-3/S-1	BY54992	07/06/2017	VOCs	Soil
DB-2/S-1	BY54993	07/06/2017	VOCs	Soil
DB-1/S-2	BY54994	07/06/2017	VOCs	Soil
USB-1/S-1	BY54995	07/06/2017	VOCs	Soil
USB-1/S-3	BY54996	07/06/2017	VOCs	Soil
USB-2/S-2	BY54997	07/06/2017	VOCs	Soil
USB-2/S-3A	BY54998	07/06/2017	VOCs	Soil

Summary - Data validation was performed on the data for eight (8) samples collected and submitted for VOCs by EPA Method SW-846 8260C.

Narrative and Completeness Review – The case narrative and data package were checked for completeness. No discrepancies were noted.

Sample Delivery and Condition – All samples arrived at the laboratory on 07/07/2017 in acceptable condition and temperature and were properly preserved. Proper custody was documented.

Qualification: None required.

Holding Times – All samples were analyzed within the 14-day holding time required for soil samples.

Qualification: None required.

Instrument Performance Check – Instrument performance check sample was analyzed at the beginning of each 12-hour period during sample analysis. Samples were analyzed within the 12-hour period. The method ion abundance criteria were met for bromofluorobenzene (BFB).

Qualification: None required.

Initial Calibration – Appropriate initial calibrations were performed for each analyte. The laboratory calculated percent relative standard deviation (%RSD) of the relative response factor (RRFs). The %RSDs and RRFs were within the method and validation criteria for the target compounds.

Qualification: None required.

Initial and Continuing Calibration Verification (ICV and CCV) – The ICVs and CCVs were performed at the required frequency. The percent differences (%Ds) between the RRFs in the initial calibration and the ICVs or CCVs for the target analytes were within the method and validation acceptance criteria.

Qualification: None required.

Internal Standards – The internal standard areas and retention times were within the method specific acceptance criteria.

Qualification: None required.

Surrogates – Surrogate recoveries were within the control limits.

Qualification: None required.

Laboratory Control Sample/Laboratory Control Sample Duplicate – Percent recoveries for the LCS/LCSD BY54998 were within %R/RPD control limits.

Qualification: None required.

Matrix Spike/Matrix Spike Duplicate – Sample USB-2/S-3A (Lab Sample ID: BY54998) was spiked and analyzed as matrix spike/matrix spike duplicate samples. The %Rs for dichlorodifluoromethane (131%), chloroethane (41%, 42%), and trichlorofluoromethane (43%, 33%) were outside the control limits. Results for dichlorodifluoromethane were non-detect; no qualifications were required.

*Qualification: C*hloroethane and trichlorofluoromethane were qualified as estimated (UJ) in Sample USB-2/S-3A.

Method Blanks – The method blanks prepared and analyzed with these sample were free of contamination.

Qualification: None required.

Field Blanks – No field blank samples were submitted with this SDG.

Qualification: None required.

Field Duplicate – No field duplicates were submitted with this SDG.

Qualification: None required.

Compound Quantitation –Analyte non-detections were reported as "U." Analyte detections below the LOD were reported as J qualified results. These J qualifiers were retained unless superseded by a more severe qualifier.

Qualification: None required.

Electronic Data Deliverable Review –Regarding results on QC summary forms versus included raw data, due to calculations made at the instrument where many significant figures may be used, there may be slight discrepancies between the summary report result and that recorded on the raw data. This does not affect data usability. Results and sample IDs in the EDD were reviewed against the information provided by the associated Level IV report at a minimum of 20% as part of the data validation process.

No discrepancies were identified between the Level IV report and the EDD.

Qualification: None required.

Qualification Summary Table - The VOC results reported in this SDG are acceptable with the noted qualifications. Summary of the qualified data is listed in the Data Summary Table for SDG: GBY54991. Validation qualifiers (if required) were entered into the EDD for SDG: GBY54991. The data may be used for its intended purpose.

Pesticides/PCBs
SW846/8081B-8082A
USEPA Level II Review

Site: Angelic Textile Services	SDG: GBY54991
Laboratory: Phoenix Environmental Laboratories, Inc.	Date: 8/3/2017
KOMAN Government Solutions, LLC. Reviewer: Sherri Pullar	Project: 3004-003
Evaluating Document(s): USEPA Region-II SOP HW-37A, Revision 0, June 2015, PCB Data Validation and SOP HW-36A, Revision 0, June 2015, Pesticide Data Validation	NYSDEC, Analytical Services Protocol (ASP) Format

Client Sample ID	Lab Sample ID	Date Sampled	Analysis	Matrix
BB-2/S-1	BY54991	07/06/2017	Pesticides/PCBs	Soil
BB-3/S-1	BY54992	07/06/2017	Pesticides/PCBs	Soil
DB-2/S-1	BY54993	07/06/2017	Pesticides/PCBs	Soil
DB-1/S-2	BY54994	07/06/2017	Pesticides/PCBs	Soil
USB-1/S-1	BY54995	07/06/2017	Pesticides/PCBs	Soil
USB-1/S-3	BY54996	07/06/2017	Pesticides/PCBs	Soil
USB-2/S-2	BY54997	07/06/2017	Pesticides/PCBs	Soil
USB-2/S-3A	BY54998	07/06/2017	Pesticides/PCBs	Soil

Summary - Data validation was performed on the data for eight (8) samples submitted for Pesticide/PCBs analyses by EPA method SW846/8081B/8082A.

Narrative and Completeness Review – The case narrative and data package were checked for completeness. No discrepancies were noted.

Qualification: None required.

Sample Delivery and Condition – All samples arrived at the laboratory on 07/07/2017 in acceptable condition and temperature and were properly preserved. Proper custody was documented.

Qualification: None required

Holding Times – All samples were analyzed within the 14-day holding time required by the QAPP for preserved aqueous samples.

Qualification: None required

Initial Calibration – Appropriate initial calibrations were performed for each analyte. The laboratory calculated percent relative standard deviation (%RSD) of the relative response factor (RRFs). The %RSD and RRF were within the method criteria.

Qualification: None required.

Initial and Continuing Calibration Verification (ICV and CCV) – The ICVs and CCVs were performed at the required frequency. The percent differences (%Ds) between the RRFs in the initial calibration and the ICVs or CCVs were within the method acceptance criteria. Results were reported from column A (with the exception of the result of 4,4'-DDT in sample DB-2/S-1 (BY54993).

Qualification: None required.

Surrogates – Surrogate recoveries were within the control limits for PCBs and pesticides.

Qualification: None required.

Laboratory Control Sample – One LCS/LCSD pair were prepared and analyzed with these samples in prep batch BY54998. The %Rs and RPDs were within control limits for PCBs. RPDs were outside the control limits for all pesticides. The %Rs for pesticides compounds were within control limits. The results for all pesticides were non-detect with the exception of 4,4'-DDT in sample DB-2/S-1.

Qualification: The result for 4,4'-DDT in sample DB-2/S-1 was qualified as estimated (J).

MS/MSD – Sample USB-2/S-3A (Lab Sample ID: BY54998) was spiked and analyzed as matrix spike/matrix spike duplicate samples for both pesticides/PCBs. The MS/MSD %Rs for PCB compounds were within control limits. The RPDs for Aroclor-1016 (53.9%) and Aroclor-1260 (57.9%) were outside the control limits. The %Rs were all within control limits for pesticides. The RPD for all pesticide compounds were outside the control limits. The results for pesticides and PCBs in Sample USB-2/S-3A were non-detect.

Qualification: None required.

Method Blank –Method blanks prepared and analyzed for pesticides/PCBs were free of contamination.

Qualification: None required.

Field Duplicate – No field duplicates were submitted with this SDG.

Qualification: None required.

Compound Quantitation – All sediment samples required dilutions due to matrix effects; reporting limits for these samples were elevated accordingly. The sample analyte non-detections were reported as "U." Analyte detections below the LOD were reported as J qualified results. These J qualifiers were retained unless superseded by a more severe qualifier.

Qualification: None required.

Electronic Data Deliverable Review –Regarding results on QC summary forms versus included raw data, due to calculations made at the instrument where many significant figures may be used, there may be slight discrepancies between the summary report result and that recorded on the raw data. This does not affect data usability. Results and sample IDs in the EDD were reviewed against the information provided by the associated Level IV report at a minimum of 20% as part of the data validation process. No discrepancies were identified between the Level IV report and the EDD.

Qualification: None required.

Qualification Summary Table - The pesticide/PCB results reported in this SDG are acceptable with the noted qualifications. Summary of the qualified data is listed in the Data Summary Table for SDG: GBY54991. Validation qualifiers (if required) were entered into the EDD for SDG: GBY54991. The data may be used for its intended purpose.

Total and Dissolved Metals
SW 846/6010C/7471B
USEPA Level II Review

Site: Angelic Textile Services	SDG: GBY54991
Laboratory: Phoenix Environmental Laboratories, Inc.	Date: 8/3/2017
KOMAN Government Solutions, LLC. Reviewer: Sherri Pullar	Project: 3004-003
Evaluating Document(s): USEPA Region-II SOP No. HW-2a, Revision 0, July 2015, ICP-AES Data Validation and USEPA Region-II SOP No. HW-3c, Revision 0, July 2016, Mercury and Cyanide Data Validation	NYSDEC, Analytical Services Protocol (ASP) Format

Lab Sample ID	Client Sample ID	Collection Date	Analysis	Matrix
BB-2/S-1	BY54991	07/06/2017	Total Metals	Sediment
BB-3/S-1	BY54992	07/06/2017	Total Metals	Sediment
DB-2/S-1	BY54993	07/06/2017	Total Metals	Sediment
DB-1/S-2	BY54994	07/06/2017	Total Metals	Sediment
USB-1/S-1	BY54995	07/06/2017	Total Metals	Sediment
USB-1/S-3	BY54996	07/06/2017	Total Metals	Sediment
USB-2/S-2	BY54997	07/06/2017	Total Metals	Sediment
USB-2/S-3A	BY54998	07/06/2017	Total Metals	Sediment

Summary – Data validation was performed on the data for eight (8) sediment samples collected submitted for total metals analysis by method SW6010C and mercury by SW7471B

Narrative and Completeness Review – The case narrative and data package were checked for completeness. No other discrepancies were noted.

Qualification: None required.

Sample Delivery and Condition – All samples arrived at the laboratory on 7/07/2017 in acceptable condition and temperature and were properly preserved. Proper custody was documented.

Qualification: None required

Holding Times – All samples were analyzed within the 6-month holding time.

Qualification: None required

Initial and Continuing Calibration Verification (ICV/CCV) – ICV and CCVs were within QC limits for ICP-AES and mercury.

Qualification: None required

CRQL Check Standard (CRI) – Calcium (159.8%), iron (213.4%, 180%, 148.4%), lead (144.6%), and sodium (166.3%) exceeded the upper QC limit. The remaining CRI %Rs were within the control limits.

Qualification: Results for calcium in samples BB-3/S-1, DB-2/S-1, DB-1/S-2, USB-1/S-1, USB-1/S-3, USB-2/S-2, USB-2/S-3A were qualified as estimated (J). Results for iron in samples BB-2/S-1, BB-3/S-1, DB-2/S-1, DB-1/S-2, USB-1/S-1, USB-1/S-3, USB-2/S-2 were qualified as estimated (J). Results for lead in samples BB-2/S-1, BB-3/S-1, DB-2/S-1, DB-1/S-2, USB-1/S-1, USB-1/S-3, USB-2/S-2, were qualified as estimated (J). Results for sodium in samples BB-2/S-1, BB-3/S-1, DB-2/S-1, DB-1/S-2, USB-1/S-1, USB-1/S-3, USB-2/S-2, USB-2/S-3A were qualified as estimated (J).

ICP-AES Interference Check Sample –All ICS %R values were within the QC limits.

Qualification: None required.

Method Blanks (Preparation, ICB, and CCB) –Selenium (20 µg/L, 19 µg/L, 22 µg/L, and 22 µg/L), sodium (201 µg/L and 67 µg/L) was detected in a few CCBs. Iron (5.3 mg/Kg) and sodium (7.4 mg/Kg) were detected in the method blank (MB). Results for sodium were greater than the CCB concentration. Results for iron and sodium were greater than the MB concentration. Results for selenium were non-detect. All other method blanks associated and analyzed with these samples were non-detect for all analytes.

Qualification: None required.

Laboratory Control Sample – The LCS recoveries (%R) for the all target analytes met the %R control limits.

Qualification: None required.

MS/MSD – Sample USB-2/S-3A (Lab Sample ID: BY54998) was spiked and analyzed as matrix spike/matrix spike duplicate samples. %R for potassium and sodium exceeded the upper control limits. The remaining %Rs and calculated RPDs were within control limits.

Qualification: Results for potassium and sodium in sample USB-2/S-3A were qualified as estimated (J).

Laboratory Duplicate– The laboratory duplicate Sample USB-2/S-3A (Lab Sample ID: BY54998). RPDs were within control limits.

Qualification: None required.

Field Duplicate – No field duplicates were submitted with this SDG.

Qualification: None required.

ICP-AES Serial Dilution – ICP serial dilution was performed on sample USB-2/S-3A (Lab Sample ID: BY54998). %Ds were within QC limits.

Qualification: None required.

Compound Quantitation – All sediment samples required dilutions (10x and 100x) due to matrix effects; reporting limits for the samples were elevated accordingly. The sample analyte non-detections were reported as "U." Analyte detections below the LOD were reported as J qualified results. These J qualifiers were retained unless superseded by a more severe qualifier.

Qualification: None required.

Electronic Data Deliverable Review –Regarding results on QC summary forms versus included raw data, due to calculations made at the instrument where many significant figures may be used, there may be slight discrepancies between the summary report result and that recorded on the raw data. This does not affect data usability. Results and sample IDs in the EDD were reviewed against the information provided by the associated Level IV report at a minimum of 20% as part of the data validation process. No discrepancies were identified between the Level IV report and the EDD.

Qualification: None required.

Qualification Summary Table - The metals (including mercury) results reported in this SDG are acceptable with the noted qualifications. Summary of the qualified data is listed in the Data Summary Table for SDG: GBY54991. Validation qualifiers (if required) were entered into the EDD for SDG: GBY54991. The data may be used for its intended purpose.

ANGELIC TEXTILE SERVICES
NEW YORK
DATA SUMMARY TABLE
SEDIMENT
SDG: GBY54991

Sample Name	Lab ID	Analytical Method	Analysis Date	Dilution Factor	Analyte	Result	Unit	Qualifier	MDL	RL
BB-2/S-1	BY54991	E160.3	7/11/2017	1	SOLIDS, PERCENT	95	%			
BB-2/S-1	BY54991	SW6010	7/14/2017	10	Manganese	174	mg/Kg		3.5	3.5
BB-2/S-1	BY54991	SW6010	7/14/2017	1	Aluminum	1010	mg/Kg		0.70	3.5
BB-2/S-1	BY54991	SW6010	7/14/2017	1	Lead	7.5	mg/Kg	J	0.35	0.7
BB-2/S-1	BY54991	SW6010	7/14/2017	1	Nickel	6.20	mg/Kg		0.35	0.35
BB-2/S-1	BY54991	SW6010	7/14/2017	1	Silver		mg/Kg	U	0.35	0.35
BB-2/S-1	BY54991	SW6010	7/14/2017	1	Barium	34.1	mg/Kg		0.35	0.7
BB-2/S-1	BY54991	SW6010	7/14/2017	1	Beryllium	0.17	mg/Kg	J	0.14	0.28
BB-2/S-1	BY54991	SW6010	7/14/2017	1	Cadmium		mg/Kg	U	0.35	0.35
BB-2/S-1	BY54991	SW6010	7/14/2017	1	Chromium	3.48	mg/Kg		0.35	0.35
BB-2/S-1	BY54991	SW6010	7/14/2017	1	Cobalt	1.99	mg/Kg		0.35	0.35
BB-2/S-1	BY54991	SW6010	7/14/2017	1	Copper	4.87	mg/Kg		0.35	0.35
BB-2/S-1	BY54991	SW6010	7/14/2017	1	Vanadium	6.45	mg/Kg		0.35	0.35
BB-2/S-1	BY54991	SW6010	7/14/2017	1	Zinc	17.4	mg/Kg		0.35	0.7
BB-2/S-1	BY54991	SW6010	7/14/2017	100	Magnesium	83000	mg/Kg		350	350
BB-2/S-1	BY54991	SW6010	7/14/2017	100	Calcium	178000	mg/Kg		320	350
BB-2/S-1	BY54991	SW6010	7/14/2017	1	Iron	4640	mg/Kg	J	3.5	3.5
BB-2/S-1	BY54991	SW6010	7/14/2017	1	Potassium	626	mg/Kg		2.7	7
BB-2/S-1	BY54991	SW6010	7/14/2017	1	Thallium		mg/Kg	U	1.4	1.4
BB-2/S-1	BY54991	SW6010	7/14/2017	1	Antimony	2.1	mg/Kg		1.8	1.8
BB-2/S-1	BY54991	SW6010	7/14/2017	1	Arsenic	7.36	mg/Kg		0.70	0.70
BB-2/S-1	BY54991	SW6010	7/14/2017	1	Selenium		mg/Kg	U	1.2	1.4
BB-2/S-1	BY54991	SW7471	7/12/2017	1	Mercury		mg/Kg	U	0.02	0.02
BB-2/S-1	BY54991	SW8081	7/13/2017	2	Heptachlor epoxide		ug/Kg	U	7.0	7.0
BB-2/S-1	BY54991	SW8081	7/13/2017	2	Endosulfan sulfate		ug/Kg	U	7.0	7.0
BB-2/S-1	BY54991	SW8081	7/13/2017	2	Aldrin		ug/Kg	U	3.5	3.5
BB-2/S-1	BY54991	SW8081	7/13/2017	2	a-BHC		ug/Kg	U	7.0	7.0
BB-2/S-1	BY54991	SW8081	7/13/2017	2	b-BHC		ug/Kg	U	7.0	7.0
BB-2/S-1	BY54991	SW8081	7/13/2017	2	d-BHC		ug/Kg	U	7.0	7.0
BB-2/S-1	BY54991	SW8081	7/13/2017	2	Endosulfan II		ug/Kg	U	7.0	7.0
BB-2/S-1	BY54991	SW8081	7/13/2017	2	4,4' -DDT		ug/Kg	U	2.1	2.1
BB-2/S-1	BY54991	SW8081	7/13/2017	2	a-Chlordane		ug/Kg	U	3.5	3.5
BB-2/S-1	BY54991	SW8081	7/13/2017	2	g-Chlordane		ug/Kg	U	3.5	3.5
BB-2/S-1	BY54991	SW8081	7/13/2017	2	Endrin ketone		ug/Kg	U	7.0	7.0
BB-2/S-1	BY54991	SW8081	7/13/2017	2	Chlordane		ug/Kg	U	35	35
BB-2/S-1	BY54991	SW8081	7/13/2017	2	g-BHC		ug/Kg	U	1.4	1.4
BB-2/S-1	BY54991	SW8081	7/13/2017	2	Dieldrin		ug/Kg	U	3.5	3.5

ANGELIC TEXTILE SERVICES
NEW YORK
DATA SUMMARY TABLE
SEDIMENT
SDG: GBY54991

Sample Name	Lab ID	Analytical Method	Analysis Date	Dilution Factor	Analyte	Result	Unit	Qualifier	MDL	RL
BB-2/S-1	BY54991	SW8081	7/13/2017	2	Endrin		ug/Kg	U	7.0	7.0
BB-2/S-1	BY54991	SW8081	7/13/2017	2	Methoxychlor		ug/Kg	U	35	35
BB-2/S-1	BY54991	SW8081	7/13/2017	2	4,4' -DDD		ug/Kg	U	2.1	2.1
BB-2/S-1	BY54991	SW8081	7/13/2017	2	4,4' -DDE		ug/Kg	U	2.1	2.1
BB-2/S-1	BY54991	SW8081	7/13/2017	2	Endrin aldehyde		ug/Kg	U	7.0	7.0
BB-2/S-1	BY54991	SW8081	7/13/2017	2	Heptachlor		ug/Kg	U	7.0	7.0
BB-2/S-1	BY54991	SW8081	7/13/2017	2	Toxaphene		ug/Kg	U	140	140
BB-2/S-1	BY54991	SW8081	7/13/2017	2	Endosulfan I		ug/Kg	U	7.0	7.0
BB-2/S-1	BY54991	SW8082	7/13/2017	2	PCB-1260		ug/Kg	U	70	70
BB-2/S-1	BY54991	SW8082	7/13/2017	2	PCB-1254		ug/Kg	U	70	70
BB-2/S-1	BY54991	SW8082	7/13/2017	2	PCB-1268		ug/Kg	U	70	70
BB-2/S-1	BY54991	SW8082	7/13/2017	2	PCB-1221		ug/Kg	U	70	70
BB-2/S-1	BY54991	SW8082	7/13/2017	2	PCB-1232		ug/Kg	U	70	70
BB-2/S-1	BY54991	SW8082	7/13/2017	2	PCB-1248		ug/Kg	U	70	70
BB-2/S-1	BY54991	SW8082	7/13/2017	2	PCB-1016		ug/Kg	U	70	70
BB-2/S-1	BY54991	SW8082	7/13/2017	2	PCB-1262		ug/Kg	U	70	70
BB-2/S-1	BY54991	SW8082	7/13/2017	2	PCB-1242		ug/Kg	U	70	70
BB-2/S-1	BY54991	SW8260	7/12/2017	1	Ethylbenzene		ug/Kg	U	0.52	5.2
BB-2/S-1	BY54991	SW8260	7/12/2017	1	Styrene		ug/Kg	U	0.52	5.2
BB-2/S-1	BY54991	SW8260	7/12/2017	1	cis-1,3-Dichloropropene		ug/Kg	U	0.52	5.2
BB-2/S-1	BY54991	SW8260	7/12/2017	1	trans-1,3-Dichloropropene		ug/Kg	U	0.52	5.2
BB-2/S-1	BY54991	SW8260	7/12/2017	1	n-Propylbenzene		ug/Kg	U	1.0	5.2
BB-2/S-1	BY54991	SW8260	7/12/2017	1	n-Butylbenzene		ug/Kg	U	0.52	5.2
BB-2/S-1	BY54991	SW8260	7/12/2017	1	4-Chlorotoluene		ug/Kg	U	0.52	5.2
BB-2/S-1	BY54991	SW8260	7/12/2017	1	1,4-Dichlorobenzene		ug/Kg	U	0.52	5.2
BB-2/S-1	BY54991	SW8260	7/12/2017	1	1,2-Dibromoethane		ug/Kg	U	0.52	5.2
BB-2/S-1	BY54991	SW8260	7/12/2017	1	1,2-Dichloroethane		ug/Kg	U	0.52	5.2
BB-2/S-1	BY54991	SW8260	7/12/2017	1	Acrylonitrile		ug/Kg	U	1.0	10
BB-2/S-1	BY54991	SW8260	7/12/2017	1	4-Methyl-2-pentanone		ug/Kg	U	5.2	26
BB-2/S-1	BY54991	SW8260	7/12/2017	1	1,3,5-Trimethylbenzene		ug/Kg	U	0.52	5.2
BB-2/S-1	BY54991	SW8260	7/12/2017	1	Bromobenzene		ug/Kg	U	0.52	5.2
BB-2/S-1	BY54991	SW8260	7/12/2017	1	Toluene		ug/Kg	U	0.52	5.2
BB-2/S-1	BY54991	SW8260	7/12/2017	1	Chlorobenzene		ug/Kg	U	0.52	5.2
BB-2/S-1	BY54991	SW8260	7/12/2017	1	Tetrahydrofuran (THF)		ug/Kg	U	2.6	10
BB-2/S-1	BY54991	SW8260	7/12/2017	1	trans-1,4-dichloro-2-butene		ug/Kg	U	2.6	10
BB-2/S-1	BY54991	SW8260	7/12/2017	1	1,2,4-Trichlorobenzene		ug/Kg	U	1.0	5.2
BB-2/S-1	BY54991	SW8260	7/12/2017	1	Dibromochloromethane		ug/Kg	U	1.0	5.2

ANGELIC TEXTILE SERVICES
NEW YORK
DATA SUMMARY TABLE
SEDIMENT
SDG: GBY54991

Sample Name	Lab ID	Analytical Method	Analysis Date	Dilution Factor	Analyte	Result	Unit	Qualifier	MDL	RL
BB-2/S-1	BY54991	SW8260	7/12/2017	1	Tetrachloroethene		ug/Kg	U	1.0	5.2
BB-2/S-1	BY54991	SW8260	7/12/2017	1	sec-Butylbenzene		ug/Kg	U	0.52	5.2
BB-2/S-1	BY54991	SW8260	7/12/2017	1	1,3-Dichloropropane		ug/Kg	U	1.0	5.2
BB-2/S-1	BY54991	SW8260	7/12/2017	1	cis-1,2-Dichloroethene		ug/Kg	U	0.52	5.2
BB-2/S-1	BY54991	SW8260	7/12/2017	1	trans-1,2-Dichloroethene		ug/Kg	U	0.52	5.2
BB-2/S-1	BY54991	SW8260	7/12/2017	1	Methyl t-butyl ether (MTBE)		ug/Kg	U	1.0	10
BB-2/S-1	BY54991	SW8260	7/12/2017	1	m&p-Xylene		ug/Kg	U	1.0	5.2
BB-2/S-1	BY54991	SW8260	7/12/2017	1	2-Isopropyltoluene		ug/Kg	U	0.52	5.2
BB-2/S-1	BY54991	SW8260	7/12/2017	1	1,3-Dichlorobenzene		ug/Kg	U	0.52	5.2
BB-2/S-1	BY54991	SW8260	7/12/2017	1	Carbon tetrachloride		ug/Kg	U	1.0	5.2
BB-2/S-1	BY54991	SW8260	7/12/2017	1	1,1-Dichloropropene		ug/Kg	U	0.52	5.2
BB-2/S-1	BY54991	SW8260	7/12/2017	1	2-Hexanone		ug/Kg	U	5.2	26
BB-2/S-1	BY54991	SW8260	7/12/2017	1	2,2-Dichloropropane		ug/Kg	U	0.52	5.2
BB-2/S-1	BY54991	SW8260	7/12/2017	1	1,1,1,2-Tetrachloroethane		ug/Kg	U	1.0	5.2
BB-2/S-1	BY54991	SW8260	7/12/2017	1	Acetone	5.9	ug/Kg	J	5.2	26
BB-2/S-1	BY54991	SW8260	7/12/2017	1	Chloroform		ug/Kg	U	0.52	5.2
BB-2/S-1	BY54991	SW8260	7/12/2017	1	Benzene		ug/Kg	U	0.52	5.2
BB-2/S-1	BY54991	SW8260	7/12/2017	1	1,1,1-Trichloroethane		ug/Kg	U	0.52	5.2
BB-2/S-1	BY54991	SW8260	7/12/2017	1	Bromomethane		ug/Kg	U	2.1	5.2
BB-2/S-1	BY54991	SW8260	7/12/2017	1	Chloromethane		ug/Kg	U	1.0	5.2
BB-2/S-1	BY54991	SW8260	7/12/2017	1	Dibromomethane		ug/Kg	U	1.0	5.2
BB-2/S-1	BY54991	SW8260	7/12/2017	1	Bromochloromethane		ug/Kg	U	0.52	5.2
BB-2/S-1	BY54991	SW8260	7/12/2017	1	Chloroethane		ug/Kg	U	0.52	5.2
BB-2/S-1	BY54991	SW8260	7/12/2017	1	Vinyl chloride		ug/Kg	U	0.52	5.2
BB-2/S-1	BY54991	SW8260	7/12/2017	1	Methylene chloride		ug/Kg	U	5.2	5.2
BB-2/S-1	BY54991	SW8260	7/12/2017	1	Carbon Disulfide		ug/Kg	U	1.0	5.2
BB-2/S-1	BY54991	SW8260	7/12/2017	1	Bromoform		ug/Kg	U	1.0	5.2
BB-2/S-1	BY54991	SW8260	7/12/2017	1	Bromodichloromethane		ug/Kg	U	1.0	5.2
BB-2/S-1	BY54991	SW8260	7/12/2017	1	1,1-Dichloroethane		ug/Kg	U	1.0	5.2
BB-2/S-1	BY54991	SW8260	7/12/2017	1	1,1-Dichloroethene		ug/Kg	U	0.52	5.2
BB-2/S-1	BY54991	SW8260	7/12/2017	1	Trichlorofluoromethane		ug/Kg	U	1.0	5.2
BB-2/S-1	BY54991	SW8260	7/12/2017	1	Dichlorodifluoromethane		ug/Kg	U	0.52	5.2
BB-2/S-1	BY54991	SW8260	7/12/2017	1	Trichlorotrifluoroethane		ug/Kg	U	0.52	5.2
BB-2/S-1	BY54991	SW8260	7/12/2017	1	1,2-Dichloropropane		ug/Kg	U	1.0	5.2
BB-2/S-1	BY54991	SW8260	7/12/2017	1	Methyl Ethyl Ketone		ug/Kg	U	5.2	31
BB-2/S-1	BY54991	SW8260	7/12/2017	1	1,1,2-Trichloroethane		ug/Kg	U	1.0	5.2
BB-2/S-1	BY54991	SW8260	7/12/2017	1	Trichloroethene		ug/Kg	U	0.52	5.2

ANGELIC TEXTILE SERVICES
NEW YORK
DATA SUMMARY TABLE
SEDIMENT
SDG: GBY54991

Sample Name	Lab ID	Analytical Method	Analysis Date	Dilution Factor	Analyte	Result	Unit	Qualifier	MDL	RL
BB-2/S-1	BY54991	SW8260	7/12/2017	1	1,1,2,2-Tetrachloroethane		ug/Kg	U	1.0	5.2
BB-2/S-1	BY54991	SW8260	7/12/2017	1	1,2,3-Trichlorobenzene		ug/Kg	U	1.0	5.2
BB-2/S-1	BY54991	SW8260	7/12/2017	1	Hexachlorobutadiene		ug/Kg	U	0.52	5.2
BB-2/S-1	BY54991	SW8260	7/12/2017	1	Naphthalene		ug/Kg	U	1.0	5.2
BB-2/S-1	BY54991	SW8260	7/12/2017	1	o-Xylene		ug/Kg	U	1.0	5.2
BB-2/S-1	BY54991	SW8260	7/12/2017	1	2-Chlorotoluene		ug/Kg	U	1.0	5.2
BB-2/S-1	BY54991	SW8260	7/12/2017	1	1,2-Dichlorobenzene		ug/Kg	U	0.52	5.2
BB-2/S-1	BY54991	SW8260	7/12/2017	1	1,2,4-Trimethylbenzene		ug/Kg	U	0.52	5.2
BB-2/S-1	BY54991	SW8260	7/12/2017	1	1,2-Dibromo-3-chloropropane		ug/Kg	U	1.0	5.2
BB-2/S-1	BY54991	SW8260	7/12/2017	1	1,2,3-Trichloropropane		ug/Kg	U	0.52	5.2
BB-2/S-1	BY54991	SW8260	7/12/2017	1	tert-Butylbenzene		ug/Kg	U	0.52	5.2
BB-2/S-1	BY54991	SW8260	7/12/2017	1	Isopropylbenzene		ug/Kg	U	0.52	5.2
BB-2/S-1	BY54991	SW8260	7/12/2017	1	p-Isopropyltoluene		ug/Kg	U	0.52	5.2
BB-2/S-1	BY54991	SW8270	7/12/2017	1	4-Nitroaniline		ug/Kg	U	120	350
BB-2/S-1	BY54991	SW8270	7/12/2017	1	4-Nitrophenol		ug/Kg	U	160	350
BB-2/S-1	BY54991	SW8270	7/12/2017	1	4-Bromophenyl phenyl ether		ug/Kg	U	100	250
BB-2/S-1	BY54991	SW8270	7/12/2017	1	2,4-Dimethylphenol		ug/Kg	U	87	250
BB-2/S-1	BY54991	SW8270	7/12/2017	1	1,4-Dichlorobenzene		ug/Kg	U	100	250
BB-2/S-1	BY54991	SW8270	7/12/2017	1	4-Chloroaniline		ug/Kg	U	160	280
BB-2/S-1	BY54991	SW8270	7/12/2017	1	Phenol		ug/Kg	U	110	250
BB-2/S-1	BY54991	SW8270	7/12/2017	1	Pyridine		ug/Kg	U	86	250
BB-2/S-1	BY54991	SW8270	7/12/2017	1	Bis(2-chloroethyl)ether		ug/Kg	U	95	180
BB-2/S-1	BY54991	SW8270	7/12/2017	1	Bis(2-chloroethoxy)methane		ug/Kg	U	97	250
BB-2/S-1	BY54991	SW8270	7/12/2017	1	Bis(2-ethylhexyl)phthalate		ug/Kg	U	100	250
BB-2/S-1	BY54991	SW8270	7/12/2017	1	Di-n-octylphthalate		ug/Kg	U	90	250
BB-2/S-1	BY54991	SW8270	7/12/2017	1	Hexachlorobenzene		ug/Kg	U	100	180
BB-2/S-1	BY54991	SW8270	7/12/2017	1	Anthracene		ug/Kg	U	110	250
BB-2/S-1	BY54991	SW8270	7/12/2017	1	1,2,4-Trichlorobenzene		ug/Kg	U	110	250
BB-2/S-1	BY54991	SW8270	7/12/2017	1	2,4-Dichlorophenol		ug/Kg	U	120	180
BB-2/S-1	BY54991	SW8270	7/12/2017	1	2,4-Dinitrotoluene		ug/Kg	U	140	180
BB-2/S-1	BY54991	SW8270	7/12/2017	1	1,2-Diphenylhydrazine		ug/Kg	U	110	250
BB-2/S-1	BY54991	SW8270	7/12/2017	1	Pyrene		ug/Kg	U	120	250
BB-2/S-1	BY54991	SW8270	7/12/2017	1	Dimethylphthalate		ug/Kg	U	110	250
BB-2/S-1	BY54991	SW8270	7/12/2017	1	Dibenzofuran		ug/Kg	U	100	250
BB-2/S-1	BY54991	SW8270	7/12/2017	1	Benzo(ghi)perylene		ug/Kg	U	110	250
BB-2/S-1	BY54991	SW8270	7/12/2017	1	Indeno(1,2,3-cd)pyrene		ug/Kg	U	120	250
BB-2/S-1	BY54991	SW8270	7/12/2017	1	Benzo(b)fluoranthene		ug/Kg	U	120	250

ANGELIC TEXTILE SERVICES
NEW YORK
DATA SUMMARY TABLE
SEDIMENT
SDG: GBY54991

Sample Name	Lab ID	Analytical Method	Analysis Date	Dilution Factor	Analyte	Result	Unit	Qualifier	MDL	RL
BB-2/S-1	BY54991	SW8270	7/12/2017	1	Fluoranthene		ug/Kg	U	110	250
BB-2/S-1	BY54991	SW8270	7/12/2017	1	Benzo(k)fluoranthene		ug/Kg	U	120	250
BB-2/S-1	BY54991	SW8270	7/12/2017	1	Acenaphthylene		ug/Kg	U	98	250
BB-2/S-1	BY54991	SW8270	7/12/2017	1	Chrysene		ug/Kg	U	120	250
BB-2/S-1	BY54991	SW8270	7/12/2017	1	Bis(2-chloroisopropyl)ether		ug/Kg	U	97	250
BB-2/S-1	BY54991	SW8270	7/12/2017	1	Benzo(a)pyrene		ug/Kg	U	110	180
BB-2/S-1	BY54991	SW8270	7/12/2017	1	2,4-Dinitrophenol		ug/Kg	UJ	250	250
BB-2/S-1	BY54991	SW8270	7/12/2017	1	4,6-Dinitro-2-methylphenol		ug/Kg	U	70	210
BB-2/S-1	BY54991	SW8270	7/12/2017	1	Dibenz(a,h)anthracene		ug/Kg	U	110	180
BB-2/S-1	BY54991	SW8270	7/12/2017	1	1,3-Dichlorobenzene		ug/Kg	U	100	250
BB-2/S-1	BY54991	SW8270	7/12/2017	1	Benz(a)anthracene		ug/Kg	U	120	250
BB-2/S-1	BY54991	SW8270	7/12/2017	1	4-Chloro-3-methylphenol		ug/Kg	U	120	250
BB-2/S-1	BY54991	SW8270	7/12/2017	1	2,6-Dinitrotoluene		ug/Kg	U	110	180
BB-2/S-1	BY54991	SW8270	7/12/2017	1	N-Nitrosodi-n-propylamine		ug/Kg	U	110	180
BB-2/S-1	BY54991	SW8270	7/12/2017	1	Aniline		ug/Kg	U	280	280
BB-2/S-1	BY54991	SW8270	7/12/2017	1	N-Nitrosodimethylamine		ug/Kg	U	99	250
BB-2/S-1	BY54991	SW8270	7/12/2017	1	Benzoic acid		ug/Kg	R	700	1800
BB-2/S-1	BY54991	SW8270	7/12/2017	1	Hexachloroethane		ug/Kg	U	110	180
BB-2/S-1	BY54991	SW8270	7/12/2017	1	4-Chlorophenyl phenyl ether		ug/Kg	U	120	250
BB-2/S-1	BY54991	SW8270	7/12/2017	1	Hexachlorocyclopentadiene		ug/Kg	U	110	250
BB-2/S-1	BY54991	SW8270	7/12/2017	1	Isophorone		ug/Kg	U	98	180
BB-2/S-1	BY54991	SW8270	7/12/2017	1	Pentachloronitrobenzene		ug/Kg	U	130	250
BB-2/S-1	BY54991	SW8270	7/12/2017	1	Acenaphthene		ug/Kg	U	110	250
BB-2/S-1	BY54991	SW8270	7/12/2017	1	Diethyl phthalate		ug/Kg	U	110	250
BB-2/S-1	BY54991	SW8270	7/12/2017	1	Di-n-butylphthalate		ug/Kg	U	93	250
BB-2/S-1	BY54991	SW8270	7/12/2017	1	Phenanthrene		ug/Kg	U	100	250
BB-2/S-1	BY54991	SW8270	7/12/2017	1	Benzyl butyl phthalate		ug/Kg	U	90	250
BB-2/S-1	BY54991	SW8270	7/12/2017	1	N-Nitrosodiphenylamine		ug/Kg	U	130	250
BB-2/S-1	BY54991	SW8270	7/12/2017	1	Fluorene		ug/Kg	U	120	250
BB-2/S-1	BY54991	SW8270	7/12/2017	1	Carbazole		ug/Kg	U	140	180
BB-2/S-1	BY54991	SW8270	7/12/2017	1	Hexachlorobutadiene		ug/Kg	U	130	250
BB-2/S-1	BY54991	SW8270	7/12/2017	1	Pentachlorophenol		ug/Kg	U	130	210
BB-2/S-1	BY54991	SW8270	7/12/2017	1	2,4,6-Trichlorophenol		ug/Kg	U	110	180
BB-2/S-1	BY54991	SW8270	7/12/2017	1	2-Nitroaniline		ug/Kg	U	250	250
BB-2/S-1	BY54991	SW8270	7/12/2017	1	2-Nitrophenol		ug/Kg	U	220	250
BB-2/S-1	BY54991	SW8270	7/12/2017	1	Naphthalene		ug/Kg	U	100	250
BB-2/S-1	BY54991	SW8270	7/12/2017	1	2-Methylnaphthalene		ug/Kg	U	100	250

ANGELIC TEXTILE SERVICES
NEW YORK
DATA SUMMARY TABLE
SEDIMENT
SDG: GBY54991

Sample Name	Lab ID	Analytical Method	Analysis Date	Dilution Factor	Analyte	Result	Unit	Qualifier	MDL	RL
BB-2/S-1	BY54991	SW8270	7/12/2017	1	2-Chloronaphthalene		ug/Kg	U	100	250
BB-2/S-1	BY54991	SW8270	7/12/2017	1	3,3'-Dichlorobenzidine		ug/Kg	U	170	180
BB-2/S-1	BY54991	SW8270	7/12/2017	1	Benzidine		ug/Kg	UJ	210	350
BB-2/S-1	BY54991	SW8270	7/12/2017	1	2-Methylphenol (o-cresol)		ug/Kg	U	160	250
BB-2/S-1	BY54991	SW8270	7/12/2017	1	1,2-Dichlorobenzene		ug/Kg	U	99	250
BB-2/S-1	BY54991	SW8270	7/12/2017	1	2-Chlorophenol		ug/Kg	U	100	250
BB-2/S-1	BY54991	SW8270	7/12/2017	1	1,2,4,5-Tetrachlorobenzene		ug/Kg	U	120	250
BB-2/S-1	BY54991	SW8270	7/12/2017	1	2,4,5-Trichlorophenol		ug/Kg	U	190	250
BB-2/S-1	BY54991	SW8270	7/12/2017	1	Acetophenone		ug/Kg	U	110	250
BB-2/S-1	BY54991	SW8270	7/12/2017	1	Nitrobenzene		ug/Kg	U	120	180
BB-2/S-1	BY54991	SW8270	7/12/2017	1	3-Nitroaniline		ug/Kg	U	700	350
BB-2/S-1	BY54991	SW8270	7/12/2017	1	3&4-Methylphenol (m&p-cresol)		ug/Kg	U	140	250
BB-2/S-1	BY54991	SW6010	7/14/2017	1	Sodium	164	mg/Kg	J	3.0	7
BB-3/S-1	BY54992	SW6010	7/14/2017	10	Iron	12000	mg/Kg	J	37	37
BB-3/S-1	BY54992	E160.3	7/11/2017	1	SOLIDS, PERCENT	86	%			
BB-3/S-1	BY54992	SW6010	7/14/2017	10	Aluminum	5030	mg/Kg		7.5	37
BB-3/S-1	BY54992	SW6010	7/14/2017	10	Manganese	206	mg/Kg		3.7	3.7
BB-3/S-1	BY54992	SW6010	7/14/2017	1	Lead	3.0	mg/Kg	J	0.37	0.7
BB-3/S-1	BY54992	SW6010	7/14/2017	1	Magnesium	1830	mg/Kg		3.7	3.7
BB-3/S-1	BY54992	SW6010	7/14/2017	1	Nickel	5.24	mg/Kg		0.37	0.37
BB-3/S-1	BY54992	SW6010	7/14/2017	1	Silver		mg/Kg	U	0.37	0.37
BB-3/S-1	BY54992	SW6010	7/14/2017	1	Barium	22.8	mg/Kg		0.37	0.7
BB-3/S-1	BY54992	SW6010	7/14/2017	1	Beryllium	0.30	mg/Kg		0.15	0.30
BB-3/S-1	BY54992	SW6010	7/14/2017	1	Cadmium		mg/Kg	U	0.37	0.37
BB-3/S-1	BY54992	SW6010	7/14/2017	1	Chromium	9.24	mg/Kg		0.37	0.37
BB-3/S-1	BY54992	SW6010	7/14/2017	1	Cobalt	5.47	mg/Kg		0.37	0.37
BB-3/S-1	BY54992	SW6010	7/14/2017	1	Copper	3.95	mg/Kg		0.37	0.37
BB-3/S-1	BY54992	SW6010	7/14/2017	1	Vanadium	19.3	mg/Kg		0.37	0.37
BB-3/S-1	BY54992	SW6010	7/14/2017	1	Zinc	35.4	mg/Kg		0.37	0.7
BB-3/S-1	BY54992	SW6010	7/14/2017	1	Calcium	2870	mg/Kg	J	3.4	3.7
BB-3/S-1	BY54992	SW6010	7/14/2017	1	Potassium	518	mg/Kg		2.9	7
BB-3/S-1	BY54992	SW6010	7/14/2017	1	Thallium		mg/Kg	U	1.5	1.5
BB-3/S-1	BY54992	SW6010	7/14/2017	1	Antimony		mg/Kg	U	1.9	1.9
BB-3/S-1	BY54992	SW6010	7/14/2017	1	Arsenic	1.84	mg/Kg		0.75	0.75
BB-3/S-1	BY54992	SW6010	7/14/2017	1	Selenium		mg/Kg	U	1.3	1.5
BB-3/S-1	BY54992	SW7471	7/12/2017	1	Mercury		mg/Kg	U	0.02	0.03
BB-3/S-1	BY54992	SW8081	7/13/2017	2	Heptachlor epoxide		ug/Kg	U	7.7	7.7

ANGELIC TEXTILE SERVICES
NEW YORK
DATA SUMMARY TABLE
SEDIMENT
SDG: GBY54991

Sample Name	Lab ID	Analytical Method	Analysis Date	Dilution Factor	Analyte	Result	Unit	Qualifier	MDL	RL
BB-3/S-1	BY54992	SW8081	7/13/2017	2	Endosulfan sulfate		ug/Kg	U	7.7	7.7
BB-3/S-1	BY54992	SW8081	7/13/2017	2	Aldrin		ug/Kg	U	3.9	3.9
BB-3/S-1	BY54992	SW8081	7/13/2017	2	a-BHC		ug/Kg	U	7.7	7.7
BB-3/S-1	BY54992	SW8081	7/13/2017	2	b-BHC		ug/Kg	U	7.7	7.7
BB-3/S-1	BY54992	SW8081	7/13/2017	2	d-BHC		ug/Kg	U	7.7	7.7
BB-3/S-1	BY54992	SW8081	7/13/2017	2	Endosulfan II		ug/Kg	U	7.7	7.7
BB-3/S-1	BY54992	SW8081	7/13/2017	2	4,4' -DDT		ug/Kg	U	2.3	2.3
BB-3/S-1	BY54992	SW8081	7/13/2017	2	a-Chlordane		ug/Kg	U	3.9	3.9
BB-3/S-1	BY54992	SW8081	7/13/2017	2	g-Chlordane		ug/Kg	U	3.9	3.9
BB-3/S-1	BY54992	SW8081	7/13/2017	2	Endrin ketone		ug/Kg	U	7.7	7.7
BB-3/S-1	BY54992	SW8081	7/13/2017	2	Chlordane		ug/Kg	U	39	39
BB-3/S-1	BY54992	SW8081	7/13/2017	2	g-BHC		ug/Kg	U	1.5	1.5
BB-3/S-1	BY54992	SW8081	7/13/2017	2	Dieldrin		ug/Kg	U	3.9	3.9
BB-3/S-1	BY54992	SW8081	7/13/2017	2	Endrin		ug/Kg	U	7.7	7.7
BB-3/S-1	BY54992	SW8081	7/13/2017	2	Methoxychlor		ug/Kg	U	39	39
BB-3/S-1	BY54992	SW8081	7/13/2017	2	4,4' -DDD		ug/Kg	U	2.3	2.3
BB-3/S-1	BY54992	SW8081	7/13/2017	2	4,4' -DDE		ug/Kg	U	2.3	2.3
BB-3/S-1	BY54992	SW8081	7/13/2017	2	Endrin aldehyde		ug/Kg	U	7.7	7.7
BB-3/S-1	BY54992	SW8081	7/13/2017	2	Heptachlor		ug/Kg	U	7.7	7.7
BB-3/S-1	BY54992	SW8081	7/13/2017	2	Toxaphene		ug/Kg	U	150	150
BB-3/S-1	BY54992	SW8081	7/13/2017	2	Endosulfan I		ug/Kg	U	7.7	7.7
BB-3/S-1	BY54992	SW8082	7/13/2017	2	PCB-1260		ug/Kg	U	77	77
BB-3/S-1	BY54992	SW8082	7/13/2017	2	PCB-1254	180	ug/Kg		77	77
BB-3/S-1	BY54992	SW8082	7/13/2017	2	PCB-1268		ug/Kg	U	77	77
BB-3/S-1	BY54992	SW8082	7/13/2017	2	PCB-1221		ug/Kg	U	77	77
BB-3/S-1	BY54992	SW8082	7/13/2017	2	PCB-1232		ug/Kg	U	77	77
BB-3/S-1	BY54992	SW8082	7/13/2017	2	PCB-1248		ug/Kg	U	77	77
BB-3/S-1	BY54992	SW8082	7/13/2017	2	PCB-1016		ug/Kg	U	77	77
BB-3/S-1	BY54992	SW8082	7/13/2017	2	PCB-1262		ug/Kg	U	77	77
BB-3/S-1	BY54992	SW8082	7/13/2017	2	PCB-1242		ug/Kg	U	77	77
BB-3/S-1	BY54992	SW8260	7/12/2017	1	Ethylbenzene		ug/Kg	U	0.51	5.1
BB-3/S-1	BY54992	SW8260	7/12/2017	1	Styrene		ug/Kg	U	0.51	5.1
BB-3/S-1	BY54992	SW8260	7/12/2017	1	cis-1,3-Dichloropropene		ug/Kg	U	0.51	5.1
BB-3/S-1	BY54992	SW8260	7/12/2017	1	trans-1,3-Dichloropropene		ug/Kg	U	0.51	5.1
BB-3/S-1	BY54992	SW8260	7/12/2017	1	n-Propylbenzene		ug/Kg	U	1.0	5.1
BB-3/S-1	BY54992	SW8260	7/12/2017	1	n-Butylbenzene		ug/Kg	U	0.51	5.1
BB-3/S-1	BY54992	SW8260	7/12/2017	1	4-Chlorotoluene		ug/Kg	U	0.51	5.1

ANGELIC TEXTILE SERVICES
NEW YORK
DATA SUMMARY TABLE
SEDIMENT
SDG: GBY54991

Sample Name	Lab ID	Analytical Method	Analysis Date	Dilution Factor	Analyte	Result	Unit	Qualifier	MDL	RL
BB-3/S-1	BY54992	SW8260	7/12/2017	1	1,4-Dichlorobenzene		ug/Kg	U	0.51	5.1
BB-3/S-1	BY54992	SW8260	7/12/2017	1	1,2-Dibromoethane		ug/Kg	U	0.51	5.1
BB-3/S-1	BY54992	SW8260	7/12/2017	1	1,2-Dichloroethane		ug/Kg	U	0.51	5.1
BB-3/S-1	BY54992	SW8260	7/12/2017	1	Acrylonitrile		ug/Kg	U	1.0	10
BB-3/S-1	BY54992	SW8260	7/12/2017	1	4-Methyl-2-pentanone		ug/Kg	U	5.1	25
BB-3/S-1	BY54992	SW8260	7/12/2017	1	1,3,5-Trimethylbenzene		ug/Kg	U	0.51	5.1
BB-3/S-1	BY54992	SW8260	7/12/2017	1	Bromobenzene		ug/Kg	U	0.51	5.1
BB-3/S-1	BY54992	SW8260	7/12/2017	1	Toluene		ug/Kg	U	0.51	5.1
BB-3/S-1	BY54992	SW8260	7/12/2017	1	Chlorobenzene		ug/Kg	U	0.51	5.1
BB-3/S-1	BY54992	SW8260	7/12/2017	1	Tetrahydrofuran (THF)		ug/Kg	U	2.5	10
BB-3/S-1	BY54992	SW8260	7/12/2017	1	trans-1,4-dichloro-2-butene		ug/Kg	U	2.5	10
BB-3/S-1	BY54992	SW8260	7/12/2017	1	1,2,4-Trichlorobenzene		ug/Kg	U	1.0	5.1
BB-3/S-1	BY54992	SW8260	7/12/2017	1	Dibromochloromethane		ug/Kg	U	1.0	5.1
BB-3/S-1	BY54992	SW8260	7/12/2017	1	Tetrachloroethene		ug/Kg	U	1.0	5.1
BB-3/S-1	BY54992	SW8260	7/12/2017	1	sec-Butylbenzene		ug/Kg	U	0.51	5.1
BB-3/S-1	BY54992	SW8260	7/12/2017	1	1,3-Dichloropropane		ug/Kg	U	1.0	5.1
BB-3/S-1	BY54992	SW8260	7/12/2017	1	cis-1,2-Dichloroethene		ug/Kg	U	0.51	5.1
BB-3/S-1	BY54992	SW8260	7/12/2017	1	trans-1,2-Dichloroethene		ug/Kg	U	0.51	5.1
BB-3/S-1	BY54992	SW8260	7/12/2017	1	Methyl t-butyl ether (MTBE)		ug/Kg	U	1.0	10
BB-3/S-1	BY54992	SW8260	7/12/2017	1	m&p-Xylene		ug/Kg	U	1.0	5.1
BB-3/S-1	BY54992	SW8260	7/12/2017	1	2-Isopropyltoluene		ug/Kg	U	0.51	5.1
BB-3/S-1	BY54992	SW8260	7/12/2017	1	1,3-Dichlorobenzene		ug/Kg	U	0.51	5.1
BB-3/S-1	BY54992	SW8260	7/12/2017	1	Carbon tetrachloride		ug/Kg	U	1.0	5.1
BB-3/S-1	BY54992	SW8260	7/12/2017	1	1,1-Dichloropropene		ug/Kg	U	0.51	5.1
BB-3/S-1	BY54992	SW8260	7/12/2017	1	2-Hexanone		ug/Kg	U	5.1	25
BB-3/S-1	BY54992	SW8260	7/12/2017	1	2,2-Dichloropropane		ug/Kg	U	0.51	5.1
BB-3/S-1	BY54992	SW8260	7/12/2017	1	1,1,1,2-Tetrachloroethane		ug/Kg	U	1.0	5.1
BB-3/S-1	BY54992	SW8260	7/12/2017	1	Acetone		ug/Kg	U	5.1	25
BB-3/S-1	BY54992	SW8260	7/12/2017	1	Chloroform		ug/Kg	U	0.51	5.1
BB-3/S-1	BY54992	SW8260	7/12/2017	1	Benzene		ug/Kg	U	0.51	5.1
BB-3/S-1	BY54992	SW8260	7/12/2017	1	1,1,1-Trichloroethane		ug/Kg	U	0.51	5.1
BB-3/S-1	BY54992	SW8260	7/12/2017	1	Bromomethane		ug/Kg	U	2.0	5.1
BB-3/S-1	BY54992	SW8260	7/12/2017	1	Chloromethane		ug/Kg	U	1.0	5.1
BB-3/S-1	BY54992	SW8260	7/12/2017	1	Dibromomethane		ug/Kg	U	1.0	5.1
BB-3/S-1	BY54992	SW8260	7/12/2017	1	Bromochloromethane		ug/Kg	U	0.51	5.1
BB-3/S-1	BY54992	SW8260	7/12/2017	1	Chloroethane		ug/Kg	U	0.51	5.1
BB-3/S-1	BY54992	SW8260	7/12/2017	1	Vinyl chloride		ug/Kg	U	0.51	5.1

ANGELIC TEXTILE SERVICES
NEW YORK
DATA SUMMARY TABLE
SEDIMENT
SDG: GBY54991

Sample Name	Lab ID	Analytical Method	Analysis Date	Dilution Factor	Analyte	Result	Unit	Qualifier	MDL	RL
BB-3/S-1	BY54992	SW8260	7/12/2017	1	Methylene chloride		ug/Kg	U	5.1	5.1
BB-3/S-1	BY54992	SW8260	7/12/2017	1	Carbon Disulfide		ug/Kg	U	1.0	5.1
BB-3/S-1	BY54992	SW8260	7/12/2017	1	Bromoform		ug/Kg	U	1.0	5.1
BB-3/S-1	BY54992	SW8260	7/12/2017	1	Bromodichloromethane		ug/Kg	U	1.0	5.1
BB-3/S-1	BY54992	SW8260	7/12/2017	1	1,1-Dichloroethane		ug/Kg	U	1.0	5.1
BB-3/S-1	BY54992	SW8260	7/12/2017	1	1,1-Dichloroethene		ug/Kg	U	0.51	5.1
BB-3/S-1	BY54992	SW8260	7/12/2017	1	Trichlorofluoromethane		ug/Kg	U	1.0	5.1
BB-3/S-1	BY54992	SW8260	7/12/2017	1	Dichlorodifluoromethane		ug/Kg	U	0.51	5.1
BB-3/S-1	BY54992	SW8260	7/12/2017	1	Trichlorotrifluoroethane		ug/Kg	U	0.51	5.1
BB-3/S-1	BY54992	SW8260	7/12/2017	1	1,2-Dichloropropane		ug/Kg	U	1.0	5.1
BB-3/S-1	BY54992	SW8260	7/12/2017	1	Methyl Ethyl Ketone		ug/Kg	U	5.1	30
BB-3/S-1	BY54992	SW8260	7/12/2017	1	1,1,2-Trichloroethane		ug/Kg	U	1.0	5.1
BB-3/S-1	BY54992	SW8260	7/12/2017	1	Trichloroethene		ug/Kg	U	0.51	5.1
BB-3/S-1	BY54992	SW8260	7/12/2017	1	1,1,2,2-Tetrachloroethane		ug/Kg	U	1.0	5.1
BB-3/S-1	BY54992	SW8260	7/12/2017	1	1,2,3-Trichlorobenzene		ug/Kg	U	1.0	5.1
BB-3/S-1	BY54992	SW8260	7/12/2017	1	Hexachlorobutadiene		ug/Kg	U	0.51	5.1
BB-3/S-1	BY54992	SW8260	7/12/2017	1	Naphthalene		ug/Kg	U	1.0	5.1
BB-3/S-1	BY54992	SW8260	7/12/2017	1	o-Xylene		ug/Kg	U	1.0	5.1
BB-3/S-1	BY54992	SW8260	7/12/2017	1	2-Chlorotoluene		ug/Kg	U	1.0	5.1
BB-3/S-1	BY54992	SW8260	7/12/2017	1	1,2-Dichlorobenzene		ug/Kg	U	0.51	5.1
BB-3/S-1	BY54992	SW8260	7/12/2017	1	1,2,4-Trimethylbenzene		ug/Kg	U	0.51	5.1
BB-3/S-1	BY54992	SW8260	7/12/2017	1	1,2-Dibromo-3-chloropropane		ug/Kg	U	1.0	5.1
BB-3/S-1	BY54992	SW8260	7/12/2017	1	1,2,3-Trichloropropane		ug/Kg	U	0.51	5.1
BB-3/S-1	BY54992	SW8260	7/12/2017	1	tert-Butylbenzene		ug/Kg	U	0.51	5.1
BB-3/S-1	BY54992	SW8260	7/12/2017	1	Isopropylbenzene		ug/Kg	U	0.51	5.1
BB-3/S-1	BY54992	SW8260	7/12/2017	1	p-Isopropyltoluene		ug/Kg	U	0.51	5.1
BB-3/S-1	BY54992	SW8270	7/12/2017	1	4-Nitroaniline		ug/Kg	U	130	380
BB-3/S-1	BY54992	SW8270	7/12/2017	1	4-Nitrophenol		ug/Kg	U	170	380
BB-3/S-1	BY54992	SW8270	7/12/2017	1	4-Bromophenyl phenyl ether		ug/Kg	U	110	270
BB-3/S-1	BY54992	SW8270	7/12/2017	1	2,4-Dimethylphenol		ug/Kg	U	94	270
BB-3/S-1	BY54992	SW8270	7/12/2017	1	1,4-Dichlorobenzene		ug/Kg	U	110	270
BB-3/S-1	BY54992	SW8270	7/12/2017	1	4-Chloroaniline		ug/Kg	U	180	300
BB-3/S-1	BY54992	SW8270	7/12/2017	1	Phenol		ug/Kg	U	120	270
BB-3/S-1	BY54992	SW8270	7/12/2017	1	Pyridine		ug/Kg	U	93	270
BB-3/S-1	BY54992	SW8270	7/12/2017	1	Bis(2-chloroethyl)ether		ug/Kg	U	100	190
BB-3/S-1	BY54992	SW8270	7/12/2017	1	Bis(2-chloroethoxy)methane		ug/Kg	U	100	270
BB-3/S-1	BY54992	SW8270	7/12/2017	1	Bis(2-ethylhexyl)phthalate		ug/Kg	U	110	270

ANGELIC TEXTILE SERVICES
NEW YORK
DATA SUMMARY TABLE
SEDIMENT
SDG: GBY54991

Sample Name	Lab ID	Analytical Method	Analysis Date	Dilution Factor	Analyte	Result	Unit	Qualifier	MDL	RL
BB-3/S-1	BY54992	SW8270	7/12/2017	1	Di-n-octylphthalate		ug/Kg	U	98	270
BB-3/S-1	BY54992	SW8270	7/12/2017	1	Hexachlorobenzene		ug/Kg	U	110	190
BB-3/S-1	BY54992	SW8270	7/12/2017	1	Anthracene		ug/Kg	U	120	270
BB-3/S-1	BY54992	SW8270	7/12/2017	1	1,2,4-Trichlorobenzene		ug/Kg	U	110	270
BB-3/S-1	BY54992	SW8270	7/12/2017	1	2,4-Dichlorophenol		ug/Kg	U	130	190
BB-3/S-1	BY54992	SW8270	7/12/2017	1	2,4-Dinitrotoluene		ug/Kg	U	150	190
BB-3/S-1	BY54992	SW8270	7/12/2017	1	1,2-Diphenylhydrazine		ug/Kg	U	120	270
BB-3/S-1	BY54992	SW8270	7/12/2017	1	Pyrene		ug/Kg	U	130	270
BB-3/S-1	BY54992	SW8270	7/12/2017	1	Dimethylphthalate		ug/Kg	U	120	270
BB-3/S-1	BY54992	SW8270	7/12/2017	1	Dibenzofuran		ug/Kg	U	110	270
BB-3/S-1	BY54992	SW8270	7/12/2017	1	Benzo(ghi)perylene		ug/Kg	U	120	270
BB-3/S-1	BY54992	SW8270	7/12/2017	1	Indeno(1,2,3-cd)pyrene		ug/Kg	U	130	270
BB-3/S-1	BY54992	SW8270	7/12/2017	1	Benzo(b)fluoranthene		ug/Kg	U	130	270
BB-3/S-1	BY54992	SW8270	7/12/2017	1	Fluoranthene		ug/Kg	U	120	270
BB-3/S-1	BY54992	SW8270	7/12/2017	1	Benzo(k)fluoranthene		ug/Kg	U	130	270
BB-3/S-1	BY54992	SW8270	7/12/2017	1	Acenaphthylene		ug/Kg	U	110	270
BB-3/S-1	BY54992	SW8270	7/12/2017	1	Chrysene		ug/Kg	U	130	270
BB-3/S-1	BY54992	SW8270	7/12/2017	1	Bis(2-chloroisopropyl)ether		ug/Kg	U	110	270
BB-3/S-1	BY54992	SW8270	7/12/2017	1	Benzo(a)pyrene		ug/Kg	U	120	190
BB-3/S-1	BY54992	SW8270	7/12/2017	1	2,4-Dinitrophenol		ug/Kg	UJ	270	270
BB-3/S-1	BY54992	SW8270	7/12/2017	1	4,6-Dinitro-2-methylphenol		ug/Kg	U	76	230
BB-3/S-1	BY54992	SW8270	7/12/2017	1	Dibenz(a,h)anthracene		ug/Kg	U	120	190
BB-3/S-1	BY54992	SW8270	7/12/2017	1	1,3-Dichlorobenzene		ug/Kg	U	110	270
BB-3/S-1	BY54992	SW8270	7/12/2017	1	Benz(a)anthracene		ug/Kg	U	130	270
BB-3/S-1	BY54992	SW8270	7/12/2017	1	4-Chloro-3-methylphenol		ug/Kg	U	130	270
BB-3/S-1	BY54992	SW8270	7/12/2017	1	2,6-Dinitrotoluene		ug/Kg	U	120	190
BB-3/S-1	BY54992	SW8270	7/12/2017	1	N-Nitrosodi-n-propylamine		ug/Kg	U	120	190
BB-3/S-1	BY54992	SW8270	7/12/2017	1	Aniline		ug/Kg	U	300	300
BB-3/S-1	BY54992	SW8270	7/12/2017	1	N-Nitrosodimethylamine		ug/Kg	U	110	270
BB-3/S-1	BY54992	SW8270	7/12/2017	1	Benzoic acid		ug/Kg	R	760	1900
BB-3/S-1	BY54992	SW8270	7/12/2017	1	Hexachloroethane		ug/Kg	U	110	190
BB-3/S-1	BY54992	SW8270	7/12/2017	1	4-Chlorophenyl phenyl ether		ug/Kg	U	130	270
BB-3/S-1	BY54992	SW8270	7/12/2017	1	Hexachlorocyclopentadiene		ug/Kg	U	120	270
BB-3/S-1	BY54992	SW8270	7/12/2017	1	Isophorone		ug/Kg	U	110	190
BB-3/S-1	BY54992	SW8270	7/12/2017	1	Pentachloronitrobenzene		ug/Kg	U	140	270
BB-3/S-1	BY54992	SW8270	7/12/2017	1	Acenaphthene		ug/Kg	U	120	270
BB-3/S-1	BY54992	SW8270	7/12/2017	1	Diethyl phthalate		ug/Kg	U	120	270

ANGELIC TEXTILE SERVICES
NEW YORK
DATA SUMMARY TABLE
SEDIMENT
SDG: GBY54991

Sample Name	Lab ID	Analytical Method	Analysis Date	Dilution Factor	Analyte	Result	Unit	Qualifier	MDL	RL
BB-3/S-1	BY54992	SW8270	7/12/2017	1	Di-n-butylphthalate		ug/Kg	U	100	270
BB-3/S-1	BY54992	SW8270	7/12/2017	1	Phenanthrene		ug/Kg	U	110	270
BB-3/S-1	BY54992	SW8270	7/12/2017	1	Benzyl butyl phthalate		ug/Kg	U	98	270
BB-3/S-1	BY54992	SW8270	7/12/2017	1	N-Nitrosodiphenylamine		ug/Kg	U	150	270
BB-3/S-1	BY54992	SW8270	7/12/2017	1	Fluorene		ug/Kg	U	130	270
BB-3/S-1	BY54992	SW8270	7/12/2017	1	Carbazole		ug/Kg	U	150	190
BB-3/S-1	BY54992	SW8270	7/12/2017	1	Hexachlorobutadiene		ug/Kg	U	140	270
BB-3/S-1	BY54992	SW8270	7/12/2017	1	Pentachlorophenol		ug/Kg	U	140	230
BB-3/S-1	BY54992	SW8270	7/12/2017	1	2,4,6-Trichlorophenol		ug/Kg	U	120	190
BB-3/S-1	BY54992	SW8270	7/12/2017	1	2-Nitroaniline		ug/Kg	U	270	270
BB-3/S-1	BY54992	SW8270	7/12/2017	1	2-Nitrophenol		ug/Kg	U	240	270
BB-3/S-1	BY54992	SW8270	7/12/2017	1	Naphthalene		ug/Kg	U	110	270
BB-3/S-1	BY54992	SW8270	7/12/2017	1	2-Methylnaphthalene		ug/Kg	U	110	270
BB-3/S-1	BY54992	SW8270	7/12/2017	1	2-Chloronaphthalene		ug/Kg	U	110	270
BB-3/S-1	BY54992	SW8270	7/12/2017	1	3,3'-Dichlorobenzidine		ug/Kg	U	180	190
BB-3/S-1	BY54992	SW8270	7/12/2017	1	Benzidine		ug/Kg	UJ	220	380
BB-3/S-1	BY54992	SW8270	7/12/2017	1	2-Methylphenol (o-cresol)		ug/Kg	U	180	270
BB-3/S-1	BY54992	SW8270	7/12/2017	1	1,2-Dichlorobenzene		ug/Kg	U	110	270
BB-3/S-1	BY54992	SW8270	7/12/2017	1	2-Chlorophenol		ug/Kg	U	110	270
BB-3/S-1	BY54992	SW8270	7/12/2017	1	1,2,4,5-Tetrachlorobenzene		ug/Kg	U	130	270
BB-3/S-1	BY54992	SW8270	7/12/2017	1	2,4,5-Trichlorophenol		ug/Kg	U	210	270
BB-3/S-1	BY54992	SW8270	7/12/2017	1	Acetophenone		ug/Kg	U	120	270
BB-3/S-1	BY54992	SW8270	7/12/2017	1	Nitrobenzene		ug/Kg	U	130	190
BB-3/S-1	BY54992	SW8270	7/12/2017	1	3-Nitroaniline		ug/Kg	U	760	380
BB-3/S-1	BY54992	SW8270	7/12/2017	1	3&4-Methylphenol (m&p-cresol)		ug/Kg	U	150	270
BB-3/S-1	BY54992	SW6010	7/14/2017	1	Sodium	217	mg/Kg	J	3.2	7
DB-2/S-1	BY54993	SW6010	7/14/2017	10	Iron	8580	mg/Kg	J	39	39
DB-2/S-1	BY54993	SW6010	7/14/2017	1	Calcium	5890	mg/Kg	J	3.6	3.9
DB-2/S-1	BY54993	E160.3	7/11/2017	1	SOLIDS, PERCENT	88	%			
DB-2/S-1	BY54993	SW6010	7/14/2017	10	Aluminum	6810	mg/Kg		7.8	39
DB-2/S-1	BY54993	SW6010	7/14/2017	1	Lead	5.9	mg/Kg	J	0.39	0.8
DB-2/S-1	BY54993	SW6010	7/14/2017	1	Magnesium	2050	mg/Kg		3.9	3.9
DB-2/S-1	BY54993	SW6010	7/14/2017	1	Manganese	132	mg/Kg		0.39	0.39
DB-2/S-1	BY54993	SW6010	7/14/2017	1	Nickel	4.98	mg/Kg		0.39	0.39
DB-2/S-1	BY54993	SW6010	7/14/2017	1	Silver		mg/Kg	U	0.39	0.39
DB-2/S-1	BY54993	SW6010	7/14/2017	1	Barium	16.7	mg/Kg		0.39	0.8
DB-2/S-1	BY54993	SW6010	7/14/2017	1	Beryllium	0.30	mg/Kg	J	0.16	0.31

ANGELIC TEXTILE SERVICES
NEW YORK
DATA SUMMARY TABLE
SEDIMENT
SDG: GBY54991

Sample Name	Lab ID	Analytical Method	Analysis Date	Dilution Factor	Analyte	Result	Unit	Qualifier	MDL	RL
DB-2/S-1	BY54993	SW6010	7/14/2017	1	Cadmium		mg/Kg	U	0.39	0.39
DB-2/S-1	BY54993	SW6010	7/14/2017	1	Chromium	10.6	mg/Kg		0.39	0.39
DB-2/S-1	BY54993	SW6010	7/14/2017	1	Cobalt	3.86	mg/Kg		0.39	0.39
DB-2/S-1	BY54993	SW6010	7/14/2017	1	Copper	5.96	mg/Kg		0.39	0.39
DB-2/S-1	BY54993	SW6010	7/14/2017	1	Vanadium	21.6	mg/Kg		0.39	0.39
DB-2/S-1	BY54993	SW6010	7/14/2017	1	Zinc	32.0	mg/Kg		0.39	0.8
DB-2/S-1	BY54993	SW6010	7/14/2017	1	Potassium	587	mg/Kg		3.0	8
DB-2/S-1	BY54993	SW6010	7/14/2017	1	Thallium		mg/Kg	U	1.6	1.6
DB-2/S-1	BY54993	SW6010	7/14/2017	1	Antimony	2.9	mg/Kg		1.9	1.9
DB-2/S-1	BY54993	SW6010	7/14/2017	1	Arsenic	1.63	mg/Kg		0.78	0.78
DB-2/S-1	BY54993	SW6010	7/14/2017	1	Selenium		mg/Kg	U	1.3	1.6
DB-2/S-1	BY54993	SW7471	7/12/2017	1	Mercury	0.03	mg/Kg	J	0.02	0.03
DB-2/S-1	BY54993	SW8081	7/13/2017	2	Heptachlor epoxide		ug/Kg	U	7.4	7.4
DB-2/S-1	BY54993	SW8081	7/13/2017	2	Endosulfan sulfate		ug/Kg	U	7.4	7.4
DB-2/S-1	BY54993	SW8081	7/13/2017	2	Aldrin		ug/Kg	U	3.7	3.7
DB-2/S-1	BY54993	SW8081	7/13/2017	2	a-BHC		ug/Kg	U	7.4	7.4
DB-2/S-1	BY54993	SW8081	7/13/2017	2	b-BHC		ug/Kg	U	7.4	7.4
DB-2/S-1	BY54993	SW8081	7/13/2017	2	d-BHC		ug/Kg	U	7.4	7.4
DB-2/S-1	BY54993	SW8081	7/13/2017	2	Endosulfan II		ug/Kg	U	7.4	7.4
DB-2/S-1	BY54993	SW8081	7/13/2017	2	4,4' -DDT	9.2	ug/Kg	J	2.2	2.2
DB-2/S-1	BY54993	SW8081	7/13/2017	2	a-Chlordane		ug/Kg	U	3.7	3.7
DB-2/S-1	BY54993	SW8081	7/13/2017	2	g-Chlordane		ug/Kg	U	3.7	3.7
DB-2/S-1	BY54993	SW8081	7/13/2017	2	Endrin ketone		ug/Kg	U	7.4	7.4
DB-2/S-1	BY54993	SW8081	7/13/2017	2	Chlordane		ug/Kg	U	37	37
DB-2/S-1	BY54993	SW8081	7/13/2017	2	g-BHC		ug/Kg	U	1.5	1.5
DB-2/S-1	BY54993	SW8081	7/13/2017	2	Dieldrin		ug/Kg	U	3.7	3.7
DB-2/S-1	BY54993	SW8081	7/13/2017	2	Endrin		ug/Kg	U	7.4	7.4
DB-2/S-1	BY54993	SW8081	7/13/2017	2	Methoxychlor		ug/Kg	U	37	37
DB-2/S-1	BY54993	SW8081	7/13/2017	2	4,4' -DDD		ug/Kg	U	2.2	2.2
DB-2/S-1	BY54993	SW8081	7/13/2017	2	4,4' -DDE		ug/Kg	U	2.2	2.2
DB-2/S-1	BY54993	SW8081	7/13/2017	2	Endrin aldehyde		ug/Kg	U	7.4	7.4
DB-2/S-1	BY54993	SW8081	7/13/2017	2	Heptachlor		ug/Kg	U	7.4	7.4
DB-2/S-1	BY54993	SW8081	7/13/2017	2	Toxaphene		ug/Kg	U	150	150
DB-2/S-1	BY54993	SW8081	7/13/2017	2	Endosulfan I		ug/Kg	U	7.4	7.4
DB-2/S-1	BY54993	SW8082	7/13/2017	2	PCB-1260		ug/Kg	U	74	74
DB-2/S-1	BY54993	SW8082	7/13/2017	2	PCB-1254		ug/Kg	U	74	74
DB-2/S-1	BY54993	SW8082	7/13/2017	2	PCB-1268		ug/Kg	U	74	74

ANGELIC TEXTILE SERVICES
NEW YORK
DATA SUMMARY TABLE
SEDIMENT
SDG: GBY54991

Sample Name	Lab ID	Analytical Method	Analysis Date	Dilution Factor	Analyte	Result	Unit	Qualifier	MDL	RL
DB-2/S-1	BY54993	SW8082	7/13/2017	2	PCB-1221		ug/Kg	U	74	74
DB-2/S-1	BY54993	SW8082	7/13/2017	2	PCB-1232		ug/Kg	U	74	74
DB-2/S-1	BY54993	SW8082	7/13/2017	2	PCB-1248		ug/Kg	U	74	74
DB-2/S-1	BY54993	SW8082	7/13/2017	2	PCB-1016		ug/Kg	U	74	74
DB-2/S-1	BY54993	SW8082	7/13/2017	2	PCB-1262		ug/Kg	U	74	74
DB-2/S-1	BY54993	SW8082	7/13/2017	2	PCB-1242		ug/Kg	U	74	74
DB-2/S-1	BY54993	SW8260	7/12/2017	1	Ethylbenzene		ug/Kg	U	0.52	5.2
DB-2/S-1	BY54993	SW8260	7/12/2017	1	Styrene		ug/Kg	U	0.52	5.2
DB-2/S-1	BY54993	SW8260	7/12/2017	1	cis-1,3-Dichloropropene		ug/Kg	U	0.52	5.2
DB-2/S-1	BY54993	SW8260	7/12/2017	1	trans-1,3-Dichloropropene		ug/Kg	U	0.52	5.2
DB-2/S-1	BY54993	SW8260	7/12/2017	1	n-Propylbenzene		ug/Kg	U	1.0	5.2
DB-2/S-1	BY54993	SW8260	7/12/2017	1	n-Butylbenzene		ug/Kg	U	0.52	5.2
DB-2/S-1	BY54993	SW8260	7/12/2017	1	4-Chlorotoluene		ug/Kg	U	0.52	5.2
DB-2/S-1	BY54993	SW8260	7/12/2017	1	1,4-Dichlorobenzene		ug/Kg	U	0.52	5.2
DB-2/S-1	BY54993	SW8260	7/12/2017	1	1,2-Dibromoethane		ug/Kg	U	0.52	5.2
DB-2/S-1	BY54993	SW8260	7/12/2017	1	1,2-Dichloroethane		ug/Kg	U	0.52	5.2
DB-2/S-1	BY54993	SW8260	7/12/2017	1	Acrylonitrile		ug/Kg	U	1.0	10
DB-2/S-1	BY54993	SW8260	7/12/2017	1	4-Methyl-2-pentanone		ug/Kg	U	5.2	26
DB-2/S-1	BY54993	SW8260	7/12/2017	1	1,3,5-Trimethylbenzene		ug/Kg	U	0.52	5.2
DB-2/S-1	BY54993	SW8260	7/12/2017	1	Bromobenzene		ug/Kg	U	0.52	5.2
DB-2/S-1	BY54993	SW8260	7/12/2017	1	Toluene		ug/Kg	U	0.52	5.2
DB-2/S-1	BY54993	SW8260	7/12/2017	1	Chlorobenzene		ug/Kg	U	0.52	5.2
DB-2/S-1	BY54993	SW8260	7/12/2017	1	Tetrahydrofuran (THF)		ug/Kg	U	2.6	10
DB-2/S-1	BY54993	SW8260	7/12/2017	1	trans-1,4-dichloro-2-butene		ug/Kg	U	2.6	10
DB-2/S-1	BY54993	SW8260	7/12/2017	1	1,2,4-Trichlorobenzene		ug/Kg	U	1.0	5.2
DB-2/S-1	BY54993	SW8260	7/12/2017	1	Dibromochloromethane		ug/Kg	U	1.0	5.2
DB-2/S-1	BY54993	SW8260	7/12/2017	1	Tetrachloroethene		ug/Kg	U	1.0	5.2
DB-2/S-1	BY54993	SW8260	7/12/2017	1	sec-Butylbenzene		ug/Kg	U	0.52	5.2
DB-2/S-1	BY54993	SW8260	7/12/2017	1	1,3-Dichloropropane		ug/Kg	U	1.0	5.2
DB-2/S-1	BY54993	SW8260	7/12/2017	1	cis-1,2-Dichloroethene		ug/Kg	U	0.52	5.2
DB-2/S-1	BY54993	SW8260	7/12/2017	1	trans-1,2-Dichloroethene		ug/Kg	U	0.52	5.2
DB-2/S-1	BY54993	SW8260	7/12/2017	1	Methyl t-butyl ether (MTBE)		ug/Kg	U	1.0	10
DB-2/S-1	BY54993	SW8260	7/12/2017	1	m&p-Xylene		ug/Kg	U	1.0	5.2
DB-2/S-1	BY54993	SW8260	7/12/2017	1	2-Isopropyltoluene		ug/Kg	U	0.52	5.2
DB-2/S-1	BY54993	SW8260	7/12/2017	1	1,3-Dichlorobenzene		ug/Kg	U	0.52	5.2
DB-2/S-1	BY54993	SW8260	7/12/2017	1	Carbon tetrachloride		ug/Kg	U	1.0	5.2
DB-2/S-1	BY54993	SW8260	7/12/2017	1	1,1-Dichloropropene		ug/Kg	U	0.52	5.2

ANGELIC TEXTILE SERVICES
NEW YORK
DATA SUMMARY TABLE
SEDIMENT
SDG: GBY54991

Sample Name	Lab ID	Analytical Method	Analysis Date	Dilution Factor	Analyte	Result	Unit	Qualifier	MDL	RL
DB-2/S-1	BY54993	SW8260	7/12/2017	1	2-Hexanone		ug/Kg	U	5.2	26
DB-2/S-1	BY54993	SW8260	7/12/2017	1	2,2-Dichloropropane		ug/Kg	U	0.52	5.2
DB-2/S-1	BY54993	SW8260	7/12/2017	1	1,1,1,2-Tetrachloroethane		ug/Kg	U	1.0	5.2
DB-2/S-1	BY54993	SW8260	7/12/2017	1	Acetone	5.7	ug/Kg	J	5.2	26
DB-2/S-1	BY54993	SW8260	7/12/2017	1	Chloroform		ug/Kg	U	0.52	5.2
DB-2/S-1	BY54993	SW8260	7/12/2017	1	Benzene		ug/Kg	U	0.52	5.2
DB-2/S-1	BY54993	SW8260	7/12/2017	1	1,1,1-Trichloroethane		ug/Kg	U	0.52	5.2
DB-2/S-1	BY54993	SW8260	7/12/2017	1	Bromomethane		ug/Kg	U	2.1	5.2
DB-2/S-1	BY54993	SW8260	7/12/2017	1	Chloromethane		ug/Kg	U	1.0	5.2
DB-2/S-1	BY54993	SW8260	7/12/2017	1	Dibromomethane		ug/Kg	U	1.0	5.2
DB-2/S-1	BY54993	SW8260	7/12/2017	1	Bromochloromethane		ug/Kg	U	0.52	5.2
DB-2/S-1	BY54993	SW8260	7/12/2017	1	Chloroethane		ug/Kg	U	0.52	5.2
DB-2/S-1	BY54993	SW8260	7/12/2017	1	Vinyl chloride		ug/Kg	U	0.52	5.2
DB-2/S-1	BY54993	SW8260	7/12/2017	1	Methylene chloride		ug/Kg	U	5.2	5.2
DB-2/S-1	BY54993	SW8260	7/12/2017	1	Carbon Disulfide		ug/Kg	U	1.0	5.2
DB-2/S-1	BY54993	SW8260	7/12/2017	1	Bromoform		ug/Kg	U	1.0	5.2
DB-2/S-1	BY54993	SW8260	7/12/2017	1	Bromodichloromethane		ug/Kg	U	1.0	5.2
DB-2/S-1	BY54993	SW8260	7/12/2017	1	1,1-Dichloroethane		ug/Kg	U	1.0	5.2
DB-2/S-1	BY54993	SW8260	7/12/2017	1	1,1-Dichloroethene		ug/Kg	U	0.52	5.2
DB-2/S-1	BY54993	SW8260	7/12/2017	1	Trichlorofluoromethane		ug/Kg	U	1.0	5.2
DB-2/S-1	BY54993	SW8260	7/12/2017	1	Dichlorodifluoromethane		ug/Kg	U	0.52	5.2
DB-2/S-1	BY54993	SW8260	7/12/2017	1	Trichlorotrifluoroethane		ug/Kg	U	0.52	5.2
DB-2/S-1	BY54993	SW8260	7/12/2017	1	1,2-Dichloropropane		ug/Kg	U	1.0	5.2
DB-2/S-1	BY54993	SW8260	7/12/2017	1	Methyl Ethyl Ketone		ug/Kg	U	5.2	31
DB-2/S-1	BY54993	SW8260	7/12/2017	1	1,1,2-Trichloroethane		ug/Kg	U	1.0	5.2
DB-2/S-1	BY54993	SW8260	7/12/2017	1	Trichloroethene		ug/Kg	U	0.52	5.2
DB-2/S-1	BY54993	SW8260	7/12/2017	1	1,1,2,2-Tetrachloroethane		ug/Kg	U	1.0	5.2
DB-2/S-1	BY54993	SW8260	7/12/2017	1	1,2,3-Trichlorobenzene		ug/Kg	U	1.0	5.2
DB-2/S-1	BY54993	SW8260	7/12/2017	1	Hexachlorobutadiene		ug/Kg	U	0.52	5.2
DB-2/S-1	BY54993	SW8260	7/12/2017	1	Naphthalene		ug/Kg	U	1.0	5.2
DB-2/S-1	BY54993	SW8260	7/12/2017	1	o-Xylene		ug/Kg	U	1.0	5.2
DB-2/S-1	BY54993	SW8260	7/12/2017	1	2-Chlorotoluene		ug/Kg	U	1.0	5.2
DB-2/S-1	BY54993	SW8260	7/12/2017	1	1,2-Dichlorobenzene		ug/Kg	U	0.52	5.2
DB-2/S-1	BY54993	SW8260	7/12/2017	1	1,2,4-Trimethylbenzene		ug/Kg	U	0.52	5.2
DB-2/S-1	BY54993	SW8260	7/12/2017	1	1,2-Dibromo-3-chloropropane		ug/Kg	U	1.0	5.2
DB-2/S-1	BY54993	SW8260	7/12/2017	1	1,2,3-Trichloropropane		ug/Kg	U	0.52	5.2
DB-2/S-1	BY54993	SW8260	7/12/2017	1	tert-Butylbenzene		ug/Kg	U	0.52	5.2

ANGELIC TEXTILE SERVICES
NEW YORK
DATA SUMMARY TABLE
SEDIMENT
SDG: GBY54991

Sample Name	Lab ID	Analytical Method	Analysis Date	Dilution Factor	Analyte	Result	Unit	Qualifier	MDL	RL
DB-2/S-1	BY54993	SW8260	7/12/2017	1	Isopropylbenzene		ug/Kg	U	0.52	5.2
DB-2/S-1	BY54993	SW8260	7/12/2017	1	p-Isopropyltoluene		ug/Kg	U	0.52	5.2
DB-2/S-1	BY54993	SW8270	7/13/2017	1	4-Nitroaniline		ug/Kg	U	130	380
DB-2/S-1	BY54993	SW8270	7/13/2017	1	4-Nitrophenol		ug/Kg	U	170	380
DB-2/S-1	BY54993	SW8270	7/13/2017	1	4-Bromophenyl phenyl ether		ug/Kg	U	110	260
DB-2/S-1	BY54993	SW8270	7/13/2017	1	2,4-Dimethylphenol		ug/Kg	U	93	260
DB-2/S-1	BY54993	SW8270	7/13/2017	1	1,4-Dichlorobenzene		ug/Kg	U	110	260
DB-2/S-1	BY54993	SW8270	7/13/2017	1	4-Chloroaniline		ug/Kg	U	180	300
DB-2/S-1	BY54993	SW8270	7/13/2017	1	Phenol		ug/Kg	U	120	260
DB-2/S-1	BY54993	SW8270	7/13/2017	1	Pyridine		ug/Kg	U	93	260
DB-2/S-1	BY54993	SW8270	7/13/2017	1	Bis(2-chloroethyl)ether		ug/Kg	U	100	190
DB-2/S-1	BY54993	SW8270	7/13/2017	1	Bis(2-chloroethoxy)methane		ug/Kg	U	100	260
DB-2/S-1	BY54993	SW8270	7/13/2017	1	Bis(2-ethylhexyl)phthalate		ug/Kg	U	110	260
DB-2/S-1	BY54993	SW8270	7/13/2017	1	Di-n-octylphthalate		ug/Kg	U	97	260
DB-2/S-1	BY54993	SW8270	7/13/2017	1	Hexachlorobenzene		ug/Kg	U	110	190
DB-2/S-1	BY54993	SW8270	7/13/2017	1	Anthracene		ug/Kg	U	120	260
DB-2/S-1	BY54993	SW8270	7/13/2017	1	1,2,4-Trichlorobenzene		ug/Kg	U	110	260
DB-2/S-1	BY54993	SW8270	7/13/2017	1	2,4-Dichlorophenol		ug/Kg	U	130	190
DB-2/S-1	BY54993	SW8270	7/13/2017	1	2,4-Dinitrotoluene		ug/Kg	U	150	190
DB-2/S-1	BY54993	SW8270	7/13/2017	1	1,2-Diphenylhydrazine		ug/Kg	U	120	260
DB-2/S-1	BY54993	SW8270	7/13/2017	1	Pyrene		ug/Kg	U	130	260
DB-2/S-1	BY54993	SW8270	7/13/2017	1	Dimethylphthalate		ug/Kg	U	120	260
DB-2/S-1	BY54993	SW8270	7/13/2017	1	Dibenzofuran		ug/Kg	U	110	260
DB-2/S-1	BY54993	SW8270	7/13/2017	1	Benzo(ghi)perylene		ug/Kg	U	120	260
DB-2/S-1	BY54993	SW8270	7/13/2017	1	Indeno(1,2,3-cd)pyrene		ug/Kg	U	120	260
DB-2/S-1	BY54993	SW8270	7/13/2017	1	Benzo(b)fluoranthene		ug/Kg	U	130	260
DB-2/S-1	BY54993	SW8270	7/13/2017	1	Fluoranthene		ug/Kg	U	120	260
DB-2/S-1	BY54993	SW8270	7/13/2017	1	Benzo(k)fluoranthene		ug/Kg	U	120	260
DB-2/S-1	BY54993	SW8270	7/13/2017	1	Acenaphthylene		ug/Kg	U	110	260
DB-2/S-1	BY54993	SW8270	7/13/2017	1	Chrysene		ug/Kg	U	130	260
DB-2/S-1	BY54993	SW8270	7/13/2017	1	Bis(2-chloroisopropyl)ether		ug/Kg	U	100	260
DB-2/S-1	BY54993	SW8270	7/13/2017	1	Benzo(a)pyrene		ug/Kg	U	120	190
DB-2/S-1	BY54993	SW8270	7/13/2017	1	2,4-Dinitrophenol		ug/Kg	UJ	260	260
DB-2/S-1	BY54993	SW8270	7/13/2017	1	4,6-Dinitro-2-methylphenol		ug/Kg	U	75	230
DB-2/S-1	BY54993	SW8270	7/13/2017	1	Dibenz(a,h)anthracene		ug/Kg	U	120	190
DB-2/S-1	BY54993	SW8270	7/13/2017	1	1,3-Dichlorobenzene		ug/Kg	U	110	260
DB-2/S-1	BY54993	SW8270	7/13/2017	1	Benz(a)anthracene		ug/Kg	U	130	260

ANGELIC TEXTILE SERVICES
NEW YORK
DATA SUMMARY TABLE
SEDIMENT
SDG: GBY54991

Sample Name	Lab ID	Analytical Method	Analysis Date	Dilution Factor	Analyte	Result	Unit	Qualifier	MDL	RL
DB-2/S-1	BY54993	SW8270	7/13/2017	1	4-Chloro-3-methylphenol		ug/Kg	U	130	260
DB-2/S-1	BY54993	SW8270	7/13/2017	1	2,6-Dinitrotoluene		ug/Kg	U	120	190
DB-2/S-1	BY54993	SW8270	7/13/2017	1	N-Nitrosodi-n-propylamine		ug/Kg	U	120	190
DB-2/S-1	BY54993	SW8270	7/13/2017	1	Aniline		ug/Kg	U	300	300
DB-2/S-1	BY54993	SW8270	7/13/2017	1	N-Nitrosodimethylamine		ug/Kg	U	110	260
DB-2/S-1	BY54993	SW8270	7/13/2017	1	Benzoic acid		ug/Kg	R	750	1900
DB-2/S-1	BY54993	SW8270	7/13/2017	1	Hexachloroethane		ug/Kg	U	110	190
DB-2/S-1	BY54993	SW8270	7/13/2017	1	4-Chlorophenyl phenyl ether		ug/Kg	U	130	260
DB-2/S-1	BY54993	SW8270	7/13/2017	1	Hexachlorocyclopentadiene		ug/Kg	U	120	260
DB-2/S-1	BY54993	SW8270	7/13/2017	1	Isophorone		ug/Kg	U	110	190
DB-2/S-1	BY54993	SW8270	7/13/2017	1	Pentachloronitrobenzene		ug/Kg	U	140	260
DB-2/S-1	BY54993	SW8270	7/13/2017	1	Acenaphthene		ug/Kg	U	110	260
DB-2/S-1	BY54993	SW8270	7/13/2017	1	Diethyl phthalate		ug/Kg	U	120	260
DB-2/S-1	BY54993	SW8270	7/13/2017	1	Di-n-butylphthalate		ug/Kg	U	100	260
DB-2/S-1	BY54993	SW8270	7/13/2017	1	Phenanthrene		ug/Kg	U	110	260
DB-2/S-1	BY54993	SW8270	7/13/2017	1	Benzyl butyl phthalate		ug/Kg	U	97	260
DB-2/S-1	BY54993	SW8270	7/13/2017	1	N-Nitrosodiphenylamine		ug/Kg	U	140	260
DB-2/S-1	BY54993	SW8270	7/13/2017	1	Fluorene		ug/Kg	U	120	260
DB-2/S-1	BY54993	SW8270	7/13/2017	1	Carbazole		ug/Kg	U	150	190
DB-2/S-1	BY54993	SW8270	7/13/2017	1	Hexachlorobutadiene		ug/Kg	U	140	260
DB-2/S-1	BY54993	SW8270	7/13/2017	1	Pentachlorophenol		ug/Kg	U	140	230
DB-2/S-1	BY54993	SW8270	7/13/2017	1	2,4,6-Trichlorophenol		ug/Kg	U	120	190
DB-2/S-1	BY54993	SW8270	7/13/2017	1	2-Nitroaniline		ug/Kg	U	260	260
DB-2/S-1	BY54993	SW8270	7/13/2017	1	2-Nitrophenol		ug/Kg	U	240	260
DB-2/S-1	BY54993	SW8270	7/13/2017	1	Naphthalene		ug/Kg	U	110	260
DB-2/S-1	BY54993	SW8270	7/13/2017	1	2-Methylnaphthalene		ug/Kg	U	110	260
DB-2/S-1	BY54993	SW8270	7/13/2017	1	2-Chloronaphthalene		ug/Kg	U	110	260
DB-2/S-1	BY54993	SW8270	7/13/2017	1	3,3'-Dichlorobenzidine		ug/Kg	U	180	190
DB-2/S-1	BY54993	SW8270	7/13/2017	1	Benzidine		ug/Kg	UJ	220	380
DB-2/S-1	BY54993	SW8270	7/13/2017	1	2-Methylphenol (o-cresol)		ug/Kg	U	180	260
DB-2/S-1	BY54993	SW8270	7/13/2017	1	1,2-Dichlorobenzene		ug/Kg	U	110	260
DB-2/S-1	BY54993	SW8270	7/13/2017	1	2-Chlorophenol		ug/Kg	U	110	260
DB-2/S-1	BY54993	SW8270	7/13/2017	1	1,2,4,5-Tetrachlorobenzene		ug/Kg	U	130	260
DB-2/S-1	BY54993	SW8270	7/13/2017	1	2,4,5-Trichlorophenol		ug/Kg	U	210	260
DB-2/S-1	BY54993	SW8270	7/13/2017	1	Acetophenone		ug/Kg	U	120	260
DB-2/S-1	BY54993	SW8270	7/13/2017	1	Nitrobenzene		ug/Kg	U	130	190
DB-2/S-1	BY54993	SW8270	7/13/2017	1	3-Nitroaniline		ug/Kg	U	750	380

ANGELIC TEXTILE SERVICES
NEW YORK
DATA SUMMARY TABLE
SEDIMENT
SDG: GBY54991

Sample Name	Lab ID	Analytical Method	Analysis Date	Dilution Factor	Analyte	Result	Unit	Qualifier	MDL	RL
DB-2/S-1	BY54993	SW8270	7/13/2017	1	3&4-Methylphenol (m&p-cresol)		ug/Kg	U	150	260
DB-2/S-1	BY54993	SW6010	7/14/2017	1	Sodium	206	mg/Kg	J	3.3	8
DB-1/S-2	BY54994	SW6010	7/14/2017	10	Iron	14200	mg/Kg	J	43	43
DB-1/S-2	BY54994	E160.3	7/11/2017	1	SOLIDS, PERCENT	76	%			
DB-1/S-2	BY54994	SW6010	7/14/2017	10	Aluminum	12000	mg/Kg		8.5	43
DB-1/S-2	BY54994	SW6010	7/14/2017	10	Manganese	189	mg/Kg		4.3	4.3
DB-1/S-2	BY54994	SW6010	7/14/2017	1	Lead	26.7	mg/Kg	J	0.43	0.9
DB-1/S-2	BY54994	SW6010	7/14/2017	1	Magnesium	2100	mg/Kg		4.3	4.3
DB-1/S-2	BY54994	SW6010	7/14/2017	1	Nickel	7.58	mg/Kg		0.43	0.43
DB-1/S-2	BY54994	SW6010	7/14/2017	1	Silver		mg/Kg	U	0.43	0.43
DB-1/S-2	BY54994	SW6010	7/14/2017	1	Barium	52.9	mg/Kg		0.43	0.9
DB-1/S-2	BY54994	SW6010	7/14/2017	1	Beryllium	0.44	mg/Kg		0.17	0.34
DB-1/S-2	BY54994	SW6010	7/14/2017	1	Cadmium		mg/Kg	U	0.43	0.43
DB-1/S-2	BY54994	SW6010	7/14/2017	1	Chromium	10.6	mg/Kg		0.43	0.43
DB-1/S-2	BY54994	SW6010	7/14/2017	1	Cobalt	6.21	mg/Kg		0.43	0.43
DB-1/S-2	BY54994	SW6010	7/14/2017	1	Copper	8.72	mg/Kg		0.43	0.43
DB-1/S-2	BY54994	SW6010	7/14/2017	1	Vanadium	30.7	mg/Kg		0.43	0.43
DB-1/S-2	BY54994	SW6010	7/14/2017	1	Zinc	38.1	mg/Kg		0.43	0.9
DB-1/S-2	BY54994	SW6010	7/14/2017	1	Potassium	957	mg/Kg		3.3	9
DB-1/S-2	BY54994	SW6010	7/14/2017	1	Thallium		mg/Kg	U	1.7	1.7
DB-1/S-2	BY54994	SW6010	7/14/2017	1	Antimony		mg/Kg	U	2.1	2.1
DB-1/S-2	BY54994	SW6010	7/14/2017	1	Arsenic	1.34	mg/Kg		0.85	0.85
DB-1/S-2	BY54994	SW6010	7/14/2017	1	Selenium		mg/Kg	U	1.5	1.7
DB-1/S-2	BY54994	SW7471	7/12/2017	1	Mercury	0.02	mg/Kg	J	0.02	0.03
DB-1/S-2	BY54994	SW8081	7/13/2017	2	Heptachlor epoxide		ug/Kg	U	8.7	8.7
DB-1/S-2	BY54994	SW8081	7/13/2017	2	Endosulfan sulfate		ug/Kg	U	8.7	8.7
DB-1/S-2	BY54994	SW8081	7/13/2017	2	Aldrin		ug/Kg	U	4.4	4.4
DB-1/S-2	BY54994	SW8081	7/13/2017	2	a-BHC		ug/Kg	U	8.7	8.7
DB-1/S-2	BY54994	SW8081	7/13/2017	2	b-BHC		ug/Kg	U	8.7	8.7
DB-1/S-2	BY54994	SW8081	7/13/2017	2	d-BHC		ug/Kg	U	8.7	8.7
DB-1/S-2	BY54994	SW8081	7/13/2017	2	Endosulfan II		ug/Kg	U	8.7	8.7
DB-1/S-2	BY54994	SW8081	7/13/2017	2	4,4' -DDT		ug/Kg	U	2.6	2.6
DB-1/S-2	BY54994	SW8081	7/13/2017	2	a-Chlordane		ug/Kg	U	4.4	4.4
DB-1/S-2	BY54994	SW8081	7/13/2017	2	g-Chlordane		ug/Kg	U	4.4	4.4
DB-1/S-2	BY54994	SW8081	7/13/2017	2	Endrin ketone		ug/Kg	U	8.7	8.7
DB-1/S-2	BY54994	SW8081	7/13/2017	2	Chlordane		ug/Kg	U	44	44
DB-1/S-2	BY54994	SW8081	7/13/2017	2	g-BHC		ug/Kg	U	5.0	5.0

ANGELIC TEXTILE SERVICES
NEW YORK
DATA SUMMARY TABLE
SEDIMENT
SDG: GBY54991

Sample Name	Lab ID	Analytical Method	Analysis Date	Dilution Factor	Analyte	Result	Unit	Qualifier	MDL	RL
DB-1/S-2	BY54994	SW8081	7/13/2017	2	Dieldrin		ug/Kg	U	4.4	4.4
DB-1/S-2	BY54994	SW8081	7/13/2017	2	Endrin		ug/Kg	U	8.7	8.7
DB-1/S-2	BY54994	SW8081	7/13/2017	2	Methoxychlor		ug/Kg	U	44	44
DB-1/S-2	BY54994	SW8081	7/13/2017	2	4,4' -DDD		ug/Kg	U	2.6	2.6
DB-1/S-2	BY54994	SW8081	7/13/2017	2	4,4' -DDE		ug/Kg	U	2.6	2.6
DB-1/S-2	BY54994	SW8081	7/13/2017	2	Endrin aldehyde		ug/Kg	U	8.7	8.7
DB-1/S-2	BY54994	SW8081	7/13/2017	2	Heptachlor		ug/Kg	U	8.7	8.7
DB-1/S-2	BY54994	SW8081	7/13/2017	2	Toxaphene		ug/Kg	U	170	170
DB-1/S-2	BY54994	SW8081	7/13/2017	2	Endosulfan I		ug/Kg	U	8.7	8.7
DB-1/S-2	BY54994	SW8082	7/13/2017	2	PCB-1260		ug/Kg	U	87	87
DB-1/S-2	BY54994	SW8082	7/13/2017	2	PCB-1254		ug/Kg	U	87	87
DB-1/S-2	BY54994	SW8082	7/13/2017	2	PCB-1268		ug/Kg	U	87	87
DB-1/S-2	BY54994	SW8082	7/13/2017	2	PCB-1221		ug/Kg	U	87	87
DB-1/S-2	BY54994	SW8082	7/13/2017	2	PCB-1232		ug/Kg	U	87	87
DB-1/S-2	BY54994	SW8082	7/13/2017	2	PCB-1248		ug/Kg	U	87	87
DB-1/S-2	BY54994	SW8082	7/13/2017	2	PCB-1016		ug/Kg	U	87	87
DB-1/S-2	BY54994	SW8082	7/13/2017	2	PCB-1262		ug/Kg	U	87	87
DB-1/S-2	BY54994	SW8082	7/13/2017	2	PCB-1242		ug/Kg	U	87	87
DB-1/S-2	BY54994	SW8260	7/12/2017	1	Ethylbenzene		ug/Kg	U	0.78	7.8
DB-1/S-2	BY54994	SW8260	7/12/2017	1	Styrene		ug/Kg	U	0.78	7.8
DB-1/S-2	BY54994	SW8260	7/12/2017	1	cis-1,3-Dichloropropene		ug/Kg	U	0.78	7.8
DB-1/S-2	BY54994	SW8260	7/12/2017	1	trans-1,3-Dichloropropene		ug/Kg	U	0.78	7.8
DB-1/S-2	BY54994	SW8260	7/12/2017	1	n-Propylbenzene		ug/Kg	U	1.6	7.8
DB-1/S-2	BY54994	SW8260	7/12/2017	1	n-Butylbenzene		ug/Kg	U	0.78	7.8
DB-1/S-2	BY54994	SW8260	7/12/2017	1	4-Chlorotoluene		ug/Kg	U	0.78	7.8
DB-1/S-2	BY54994	SW8260	7/12/2017	1	1,4-Dichlorobenzene		ug/Kg	U	0.78	7.8
DB-1/S-2	BY54994	SW8260	7/12/2017	1	1,2-Dibromoethane		ug/Kg	U	0.78	7.8
DB-1/S-2	BY54994	SW8260	7/12/2017	1	1,2-Dichloroethane		ug/Kg	U	0.78	7.8
DB-1/S-2	BY54994	SW8260	7/12/2017	1	Acrylonitrile		ug/Kg	U	1.6	16
DB-1/S-2	BY54994	SW8260	7/12/2017	1	4-Methyl-2-pentanone		ug/Kg	U	7.8	39
DB-1/S-2	BY54994	SW8260	7/12/2017	1	1,3,5-Trimethylbenzene		ug/Kg	U	0.78	7.8
DB-1/S-2	BY54994	SW8260	7/12/2017	1	Bromobenzene		ug/Kg	U	0.78	7.8
DB-1/S-2	BY54994	SW8260	7/12/2017	1	Toluene		ug/Kg	U	0.78	7.8
DB-1/S-2	BY54994	SW8260	7/12/2017	1	Chlorobenzene		ug/Kg	U	0.78	7.8
DB-1/S-2	BY54994	SW8260	7/12/2017	1	Tetrahydrofuran (THF)		ug/Kg	U	3.9	16
DB-1/S-2	BY54994	SW8260	7/12/2017	1	trans-1,4-dichloro-2-butene		ug/Kg	U	3.9	16
DB-1/S-2	BY54994	SW8260	7/12/2017	1	1,2,4-Trichlorobenzene		ug/Kg	U	1.6	7.8

ANGELIC TEXTILE SERVICES
NEW YORK
DATA SUMMARY TABLE
SEDIMENT
SDG: GBY54991

Sample Name	Lab ID	Analytical Method	Analysis Date	Dilution Factor	Analyte	Result	Unit	Qualifier	MDL	RL
DB-1/S-2	BY54994	SW8260	7/12/2017	1	Dibromochloromethane		ug/Kg	U	1.6	7.8
DB-1/S-2	BY54994	SW8260	7/12/2017	1	Tetrachloroethene		ug/Kg	U	1.6	7.8
DB-1/S-2	BY54994	SW8260	7/12/2017	1	sec-Butylbenzene		ug/Kg	U	0.78	7.8
DB-1/S-2	BY54994	SW8260	7/12/2017	1	1,3-Dichloropropane		ug/Kg	U	1.6	7.8
DB-1/S-2	BY54994	SW8260	7/12/2017	1	cis-1,2-Dichloroethene		ug/Kg	U	0.78	7.8
DB-1/S-2	BY54994	SW8260	7/12/2017	1	trans-1,2-Dichloroethene		ug/Kg	U	0.78	7.8
DB-1/S-2	BY54994	SW8260	7/12/2017	1	Methyl t-butyl ether (MTBE)		ug/Kg	U	1.6	16
DB-1/S-2	BY54994	SW8260	7/12/2017	1	m&p-Xylene		ug/Kg	U	1.6	7.8
DB-1/S-2	BY54994	SW8260	7/12/2017	1	2-Isopropyltoluene	2.8	ug/Kg	J	0.78	7.8
DB-1/S-2	BY54994	SW8260	7/12/2017	1	1,3-Dichlorobenzene		ug/Kg	U	0.78	7.8
DB-1/S-2	BY54994	SW8260	7/12/2017	1	Carbon tetrachloride		ug/Kg	U	1.6	7.8
DB-1/S-2	BY54994	SW8260	7/12/2017	1	1,1-Dichloropropene		ug/Kg	U	0.78	7.8
DB-1/S-2	BY54994	SW8260	7/12/2017	1	2-Hexanone		ug/Kg	U	7.8	39
DB-1/S-2	BY54994	SW8260	7/12/2017	1	2,2-Dichloropropane		ug/Kg	U	0.78	7.8
DB-1/S-2	BY54994	SW8260	7/12/2017	1	1,1,1,2-Tetrachloroethane		ug/Kg	U	1.6	7.8
DB-1/S-2	BY54994	SW8260	7/12/2017	1	Acetone	110	ug/Kg		7.8	39
DB-1/S-2	BY54994	SW8260	7/12/2017	1	Chloroform		ug/Kg	U	0.78	7.8
DB-1/S-2	BY54994	SW8260	7/12/2017	1	Benzene		ug/Kg	U	0.78	7.8
DB-1/S-2	BY54994	SW8260	7/12/2017	1	1,1,1-Trichloroethane		ug/Kg	U	0.78	7.8
DB-1/S-2	BY54994	SW8260	7/12/2017	1	Bromomethane		ug/Kg	U	3.1	7.8
DB-1/S-2	BY54994	SW8260	7/12/2017	1	Chloromethane		ug/Kg	U	1.6	7.8
DB-1/S-2	BY54994	SW8260	7/12/2017	1	Dibromomethane		ug/Kg	U	1.6	7.8
DB-1/S-2	BY54994	SW8260	7/12/2017	1	Bromochloromethane		ug/Kg	U	0.78	7.8
DB-1/S-2	BY54994	SW8260	7/12/2017	1	Chloroethane		ug/Kg	U	0.78	7.8
DB-1/S-2	BY54994	SW8260	7/12/2017	1	Vinyl chloride		ug/Kg	U	0.78	7.8
DB-1/S-2	BY54994	SW8260	7/12/2017	1	Methylene chloride		ug/Kg	U	7.8	7.8
DB-1/S-2	BY54994	SW8260	7/12/2017	1	Carbon Disulfide		ug/Kg	U	1.6	7.8
DB-1/S-2	BY54994	SW8260	7/12/2017	1	Bromoform		ug/Kg	U	1.6	7.8
DB-1/S-2	BY54994	SW8260	7/12/2017	1	Bromodichloromethane		ug/Kg	U	1.6	7.8
DB-1/S-2	BY54994	SW8260	7/12/2017	1	1,1-Dichloroethane		ug/Kg	U	1.6	7.8
DB-1/S-2	BY54994	SW8260	7/12/2017	1	1,1-Dichloroethene		ug/Kg	U	0.78	7.8
DB-1/S-2	BY54994	SW8260	7/12/2017	1	Trichlorofluoromethane		ug/Kg	U	1.6	7.8
DB-1/S-2	BY54994	SW8260	7/12/2017	1	Dichlorodifluoromethane		ug/Kg	U	0.78	7.8
DB-1/S-2	BY54994	SW8260	7/12/2017	1	Trichlorotrifluoroethane		ug/Kg	U	0.78	7.8
DB-1/S-2	BY54994	SW8260	7/12/2017	1	1,2-Dichloropropane		ug/Kg	U	1.6	7.8
DB-1/S-2	BY54994	SW8260	7/12/2017	1	Methyl Ethyl Ketone	29	ug/Kg	J	7.8	47
DB-1/S-2	BY54994	SW8260	7/12/2017	1	1,1,2-Trichloroethane		ug/Kg	U	1.6	7.8

ANGELIC TEXTILE SERVICES
NEW YORK
DATA SUMMARY TABLE
SEDIMENT
SDG: GBY54991

Sample Name	Lab ID	Analytical Method	Analysis Date	Dilution Factor	Analyte	Result	Unit	Qualifier	MDL	RL
DB-1/S-2	BY54994	SW8260	7/12/2017	1	Trichloroethene		ug/Kg	U	0.78	7.8
DB-1/S-2	BY54994	SW8260	7/12/2017	1	1,1,2,2-Tetrachloroethane		ug/Kg	U	1.6	7.8
DB-1/S-2	BY54994	SW8260	7/12/2017	1	1,2,3-Trichlorobenzene		ug/Kg	U	1.6	7.8
DB-1/S-2	BY54994	SW8260	7/12/2017	1	Hexachlorobutadiene		ug/Kg	U	0.78	7.8
DB-1/S-2	BY54994	SW8260	7/12/2017	1	Naphthalene		ug/Kg	U	1.6	7.8
DB-1/S-2	BY54994	SW8260	7/12/2017	1	o-Xylene		ug/Kg	U	1.6	7.8
DB-1/S-2	BY54994	SW8260	7/12/2017	1	2-Chlorotoluene		ug/Kg	U	1.6	7.8
DB-1/S-2	BY54994	SW8260	7/12/2017	1	1,2-Dichlorobenzene		ug/Kg	U	0.78	7.8
DB-1/S-2	BY54994	SW8260	7/12/2017	1	1,2,4-Trimethylbenzene		ug/Kg	U	0.78	7.8
DB-1/S-2	BY54994	SW8260	7/12/2017	1	1,2-Dibromo-3-chloropropane		ug/Kg	U	1.6	7.8
DB-1/S-2	BY54994	SW8260	7/12/2017	1	1,2,3-Trichloropropane		ug/Kg	U	0.78	7.8
DB-1/S-2	BY54994	SW8260	7/12/2017	1	tert-Butylbenzene		ug/Kg	U	0.78	7.8
DB-1/S-2	BY54994	SW8260	7/12/2017	1	Isopropylbenzene		ug/Kg	U	0.78	7.8
DB-1/S-2	BY54994	SW8260	7/12/2017	1	p-Isopropyltoluene		ug/Kg	U	0.78	7.8
DB-1/S-2	BY54994	SW8270	7/13/2017	1	4-Nitroaniline		ug/Kg	U	150	440
DB-1/S-2	BY54994	SW8270	7/13/2017	1	4-Nitrophenol		ug/Kg	U	200	440
DB-1/S-2	BY54994	SW8270	7/13/2017	1	4-Bromophenyl phenyl ether		ug/Kg	U	130	310
DB-1/S-2	BY54994	SW8270	7/13/2017	1	2,4-Dimethylphenol		ug/Kg	U	110	310
DB-1/S-2	BY54994	SW8270	7/13/2017	1	1,4-Dichlorobenzene		ug/Kg	U	130	310
DB-1/S-2	BY54994	SW8270	7/13/2017	1	4-Chloroaniline		ug/Kg	U	200	350
DB-1/S-2	BY54994	SW8270	7/13/2017	1	Phenol		ug/Kg	U	140	310
DB-1/S-2	BY54994	SW8270	7/13/2017	1	Pyridine		ug/Kg	U	110	310
DB-1/S-2	BY54994	SW8270	7/13/2017	1	Bis(2-chloroethyl)ether		ug/Kg	U	120	220
DB-1/S-2	BY54994	SW8270	7/13/2017	1	Bis(2-chloroethoxy)methane		ug/Kg	U	120	310
DB-1/S-2	BY54994	SW8270	7/13/2017	1	Bis(2-ethylhexyl)phthalate		ug/Kg	U	130	310
DB-1/S-2	BY54994	SW8270	7/13/2017	1	Di-n-octylphthalate		ug/Kg	U	110	310
DB-1/S-2	BY54994	SW8270	7/13/2017	1	Hexachlorobenzene		ug/Kg	U	130	220
DB-1/S-2	BY54994	SW8270	7/13/2017	1	Anthracene		ug/Kg	U	140	310
DB-1/S-2	BY54994	SW8270	7/13/2017	1	1,2,4-Trichlorobenzene		ug/Kg	U	130	310
DB-1/S-2	BY54994	SW8270	7/13/2017	1	2,4-Dichlorophenol		ug/Kg	U	150	220
DB-1/S-2	BY54994	SW8270	7/13/2017	1	2,4-Dinitrotoluene		ug/Kg	U	170	220
DB-1/S-2	BY54994	SW8270	7/13/2017	1	1,2-Diphenylhydrazine		ug/Kg	U	140	310
DB-1/S-2	BY54994	SW8270	7/13/2017	1	Pyrene		ug/Kg	U	150	310
DB-1/S-2	BY54994	SW8270	7/13/2017	1	Dimethylphthalate		ug/Kg	U	140	310
DB-1/S-2	BY54994	SW8270	7/13/2017	1	Dibenzofuran		ug/Kg	U	130	310
DB-1/S-2	BY54994	SW8270	7/13/2017	1	Benzo(ghi)perylene		ug/Kg	U	140	310
DB-1/S-2	BY54994	SW8270	7/13/2017	1	Indeno(1,2,3-cd)pyrene		ug/Kg	U	150	310

ANGELIC TEXTILE SERVICES
NEW YORK
DATA SUMMARY TABLE
SEDIMENT
SDG: GBY54991

Sample Name	Lab ID	Analytical Method	Analysis Date	Dilution Factor	Analyte	Result	Unit	Qualifier	MDL	RL
DB-1/S-2	BY54994	SW8270	7/13/2017	1	Benzo(b)fluoranthene		ug/Kg	U	150	310
DB-1/S-2	BY54994	SW8270	7/13/2017	1	Fluoranthene		ug/Kg	U	140	310
DB-1/S-2	BY54994	SW8270	7/13/2017	1	Benzo(k)fluoranthene		ug/Kg	U	150	310
DB-1/S-2	BY54994	SW8270	7/13/2017	1	Acenaphthylene		ug/Kg	U	120	310
DB-1/S-2	BY54994	SW8270	7/13/2017	1	Chrysene		ug/Kg	U	150	310
DB-1/S-2	BY54994	SW8270	7/13/2017	1	Bis(2-chloroisopropyl)ether		ug/Kg	U	120	310
DB-1/S-2	BY54994	SW8270	7/13/2017	1	Benzo(a)pyrene		ug/Kg	U	140	220
DB-1/S-2	BY54994	SW8270	7/13/2017	1	2,4-Dinitrophenol		ug/Kg	UJ	310	310
DB-1/S-2	BY54994	SW8270	7/13/2017	1	4,6-Dinitro-2-methylphenol		ug/Kg	U	88	260
DB-1/S-2	BY54994	SW8270	7/13/2017	1	Dibenz(a,h)anthracene		ug/Kg	U	140	220
DB-1/S-2	BY54994	SW8270	7/13/2017	1	1,3-Dichlorobenzene		ug/Kg	U	130	310
DB-1/S-2	BY54994	SW8270	7/13/2017	1	Benz(a)anthracene		ug/Kg	U	150	310
DB-1/S-2	BY54994	SW8270	7/13/2017	1	4-Chloro-3-methylphenol		ug/Kg	U	150	310
DB-1/S-2	BY54994	SW8270	7/13/2017	1	2,6-Dinitrotoluene		ug/Kg	U	140	220
DB-1/S-2	BY54994	SW8270	7/13/2017	1	N-Nitrosodi-n-propylamine		ug/Kg	U	140	220
DB-1/S-2	BY54994	SW8270	7/13/2017	1	Aniline		ug/Kg	U	350	350
DB-1/S-2	BY54994	SW8270	7/13/2017	1	N-Nitrosodimethylamine		ug/Kg	U	120	310
DB-1/S-2	BY54994	SW8270	7/13/2017	1	Benzoic acid		ug/Kg	R	880	2200
DB-1/S-2	BY54994	SW8270	7/13/2017	1	Hexachloroethane		ug/Kg	U	130	220
DB-1/S-2	BY54994	SW8270	7/13/2017	1	4-Chlorophenyl phenyl ether		ug/Kg	U	150	310
DB-1/S-2	BY54994	SW8270	7/13/2017	1	Hexachlorocyclopentadiene		ug/Kg	U	130	310
DB-1/S-2	BY54994	SW8270	7/13/2017	1	Isophorone		ug/Kg	U	120	220
DB-1/S-2	BY54994	SW8270	7/13/2017	1	Pentachloronitrobenzene		ug/Kg	U	160	310
DB-1/S-2	BY54994	SW8270	7/13/2017	1	Acenaphthene		ug/Kg	U	130	310
DB-1/S-2	BY54994	SW8270	7/13/2017	1	Diethyl phthalate		ug/Kg	U	140	310
DB-1/S-2	BY54994	SW8270	7/13/2017	1	Di-n-butylphthalate		ug/Kg	U	120	310
DB-1/S-2	BY54994	SW8270	7/13/2017	1	Phenanthrene		ug/Kg	U	130	310
DB-1/S-2	BY54994	SW8270	7/13/2017	1	Benzyl butyl phthalate		ug/Kg	U	110	310
DB-1/S-2	BY54994	SW8270	7/13/2017	1	N-Nitrosodiphenylamine		ug/Kg	U	170	310
DB-1/S-2	BY54994	SW8270	7/13/2017	1	Fluorene		ug/Kg	U	140	310
DB-1/S-2	BY54994	SW8270	7/13/2017	1	Carbazole		ug/Kg	U	180	220
DB-1/S-2	BY54994	SW8270	7/13/2017	1	Hexachlorobutadiene		ug/Kg	U	160	310
DB-1/S-2	BY54994	SW8270	7/13/2017	1	Pentachlorophenol		ug/Kg	U	170	260
DB-1/S-2	BY54994	SW8270	7/13/2017	1	2,4,6-Trichlorophenol		ug/Kg	U	140	220
DB-1/S-2	BY54994	SW8270	7/13/2017	1	2-Nitroaniline		ug/Kg	U	310	310
DB-1/S-2	BY54994	SW8270	7/13/2017	1	2-Nitrophenol		ug/Kg	U	280	310
DB-1/S-2	BY54994	SW8270	7/13/2017	1	Naphthalene		ug/Kg	U	130	310

ANGELIC TEXTILE SERVICES
NEW YORK
DATA SUMMARY TABLE
SEDIMENT
SDG: GBY54991

Sample Name	Lab ID	Analytical Method	Analysis Date	Dilution Factor	Analyte	Result	Unit	Qualifier	MDL	RL
DB-1/S-2	BY54994	SW8270	7/13/2017	1	2-Methylnaphthalene		ug/Kg	U	130	310
DB-1/S-2	BY54994	SW8270	7/13/2017	1	2-Chloronaphthalene		ug/Kg	U	120	310
DB-1/S-2	BY54994	SW8270	7/13/2017	1	3,3'-Dichlorobenzidine		ug/Kg	U	210	220
DB-1/S-2	BY54994	SW8270	7/13/2017	1	Benzidine		ug/Kg	UJ	260	440
DB-1/S-2	BY54994	SW8270	7/13/2017	1	2-Methylphenol (o-cresol)		ug/Kg	U	210	310
DB-1/S-2	BY54994	SW8270	7/13/2017	1	1,2-Dichlorobenzene		ug/Kg	U	120	310
DB-1/S-2	BY54994	SW8270	7/13/2017	1	2-Chlorophenol		ug/Kg	U	120	310
DB-1/S-2	BY54994	SW8270	7/13/2017	1	1,2,4,5-Tetrachlorobenzene		ug/Kg	U	150	310
DB-1/S-2	BY54994	SW8270	7/13/2017	1	2,4,5-Trichlorophenol		ug/Kg	U	240	310
DB-1/S-2	BY54994	SW8270	7/13/2017	1	Acetophenone		ug/Kg	U	140	310
DB-1/S-2	BY54994	SW8270	7/13/2017	1	Nitrobenzene		ug/Kg	U	150	220
DB-1/S-2	BY54994	SW8270	7/13/2017	1	3-Nitroaniline		ug/Kg	U	880	440
DB-1/S-2	BY54994	SW8270	7/13/2017	1	3&4-Methylphenol (m&p-cresol)		ug/Kg	U	170	310
DB-1/S-2	BY54994	SW6010	7/14/2017	1	Calcium	3720	mg/Kg	J	3.9	4.3
DB-1/S-2	BY54994	SW6010	7/14/2017	1	Sodium	263	mg/Kg	J	3.7	9
USB-1/S-1	BY54995	SW6010	7/14/2017	10	Iron	11400	mg/Kg	J	38	38
USB-1/S-1	BY54995	E160.3	7/11/2017	1	SOLIDS, PERCENT	85	%			
USB-1/S-1	BY54995	SW6010	7/14/2017	10	Aluminum	6610	mg/Kg		7.5	38
USB-1/S-1	BY54995	SW6010	7/14/2017	10	Magnesium	34200	mg/Kg		38	38
USB-1/S-1	BY54995	SW6010	7/14/2017	10	Manganese	185	mg/Kg		3.8	3.8
USB-1/S-1	BY54995	SW6010	7/14/2017	10	Chromium	181	mg/Kg		3.8	3.8
USB-1/S-1	BY54995	SW6010	7/14/2017	1	Lead	18.0	mg/Kg	J	0.38	0.8
USB-1/S-1	BY54995	SW6010	7/14/2017	1	Nickel	8.69	mg/Kg		0.38	0.38
USB-1/S-1	BY54995	SW6010	7/14/2017	1	Silver		mg/Kg	U	0.38	0.38
USB-1/S-1	BY54995	SW6010	7/14/2017	1	Barium	90.8	mg/Kg		0.38	0.8
USB-1/S-1	BY54995	SW6010	7/14/2017	1	Beryllium	0.29	mg/Kg	J	0.15	0.30
USB-1/S-1	BY54995	SW6010	7/14/2017	1	Cadmium	0.39	mg/Kg		0.38	0.38
USB-1/S-1	BY54995	SW6010	7/14/2017	1	Cobalt	3.83	mg/Kg		0.38	0.38
USB-1/S-1	BY54995	SW6010	7/14/2017	1	Copper	19.1	mg/Kg		0.38	0.38
USB-1/S-1	BY54995	SW6010	7/14/2017	1	Vanadium	16.1	mg/Kg		0.38	0.38
USB-1/S-1	BY54995	SW6010	7/14/2017	1	Zinc	49.2	mg/Kg		0.38	0.8
USB-1/S-1	BY54995	SW6010	7/14/2017	10	Calcium	83600	mg/Kg	J	35	38
USB-1/S-1	BY54995	SW6010	7/14/2017	1	Potassium	1120	mg/Kg		2.9	8
USB-1/S-1	BY54995	SW6010	7/14/2017	1	Thallium		mg/Kg	U	1.5	1.5
USB-1/S-1	BY54995	SW6010	7/14/2017	1	Antimony		mg/Kg	U	1.9	1.9
USB-1/S-1	BY54995	SW6010	7/14/2017	1	Arsenic	5.20	mg/Kg		0.75	0.75
USB-1/S-1	BY54995	SW6010	7/14/2017	1	Selenium		mg/Kg	U	1.3	1.5

ANGELIC TEXTILE SERVICES
NEW YORK
DATA SUMMARY TABLE
SEDIMENT
SDG: GBY54991

Sample Name	Lab ID	Analytical Method	Analysis Date	Dilution Factor	Analyte	Result	Unit	Qualifier	MDL	RL
USB-1/S-1	BY54995	SW7471	7/12/2017	1	Mercury		mg/Kg	U	0.02	0.03
USB-1/S-1	BY54995	SW8081	7/13/2017	2	Heptachlor epoxide		ug/Kg	U	7.7	7.7
USB-1/S-1	BY54995	SW8081	7/13/2017	2	Endosulfan sulfate		ug/Kg	U	7.7	7.7
USB-1/S-1	BY54995	SW8081	7/13/2017	2	Aldrin		ug/Kg	U	3.8	3.8
USB-1/S-1	BY54995	SW8081	7/13/2017	2	a-BHC		ug/Kg	U	7.7	7.7
USB-1/S-1	BY54995	SW8081	7/13/2017	2	b-BHC		ug/Kg	U	7.7	7.7
USB-1/S-1	BY54995	SW8081	7/13/2017	2	d-BHC		ug/Kg	U	7.7	7.7
USB-1/S-1	BY54995	SW8081	7/13/2017	2	Endosulfan II		ug/Kg	U	7.7	7.7
USB-1/S-1	BY54995	SW8081	7/13/2017	2	4,4' -DDT		ug/Kg	U	2.3	2.3
USB-1/S-1	BY54995	SW8081	7/13/2017	2	a-Chlordane		ug/Kg	U	3.8	3.8
USB-1/S-1	BY54995	SW8081	7/13/2017	2	g-Chlordane		ug/Kg	U	3.8	3.8
USB-1/S-1	BY54995	SW8081	7/13/2017	2	Endrin ketone		ug/Kg	U	7.7	7.7
USB-1/S-1	BY54995	SW8081	7/13/2017	2	Chlordane		ug/Kg	U	38	38
USB-1/S-1	BY54995	SW8081	7/13/2017	2	g-BHC		ug/Kg	U	1.5	1.5
USB-1/S-1	BY54995	SW8081	7/13/2017	2	Dieldrin		ug/Kg	U	3.8	3.8
USB-1/S-1	BY54995	SW8081	7/13/2017	2	Endrin		ug/Kg	U	7.7	7.7
USB-1/S-1	BY54995	SW8081	7/13/2017	2	Methoxychlor		ug/Kg	U	38	38
USB-1/S-1	BY54995	SW8081	7/13/2017	2	4,4' -DDD		ug/Kg	U	2.3	2.3
USB-1/S-1	BY54995	SW8081	7/13/2017	2	4,4' -DDE		ug/Kg	U	3.3	3.3
USB-1/S-1	BY54995	SW8081	7/13/2017	2	Endrin aldehyde		ug/Kg	U	7.7	7.7
USB-1/S-1	BY54995	SW8081	7/13/2017	2	Heptachlor		ug/Kg	U	7.7	7.7
USB-1/S-1	BY54995	SW8081	7/13/2017	2	Toxaphene		ug/Kg	U	150	150
USB-1/S-1	BY54995	SW8081	7/13/2017	2	Endosulfan I		ug/Kg	U	7.7	7.7
USB-1/S-1	BY54995	SW8082	7/14/2017	2	PCB-1260		ug/Kg	U	77	77
USB-1/S-1	BY54995	SW8082	7/14/2017	2	PCB-1254		ug/Kg	U	77	77
USB-1/S-1	BY54995	SW8082	7/14/2017	2	PCB-1268		ug/Kg	U	77	77
USB-1/S-1	BY54995	SW8082	7/14/2017	2	PCB-1221		ug/Kg	U	77	77
USB-1/S-1	BY54995	SW8082	7/14/2017	2	PCB-1232		ug/Kg	U	77	77
USB-1/S-1	BY54995	SW8082	7/14/2017	2	PCB-1248		ug/Kg	U	77	77
USB-1/S-1	BY54995	SW8082	7/14/2017	2	PCB-1016		ug/Kg	U	77	77
USB-1/S-1	BY54995	SW8082	7/14/2017	2	PCB-1262		ug/Kg	U	77	77
USB-1/S-1	BY54995	SW8082	7/14/2017	2	PCB-1242		ug/Kg	U	77	77
USB-1/S-1	BY54995	SW8260	7/12/2017	1	Ethylbenzene		ug/Kg	U	0.70	7.0
USB-1/S-1	BY54995	SW8260	7/12/2017	1	Styrene		ug/Kg	U	0.70	7.0
USB-1/S-1	BY54995	SW8260	7/12/2017	1	cis-1,3-Dichloropropene		ug/Kg	U	0.70	7.0
USB-1/S-1	BY54995	SW8260	7/12/2017	1	trans-1,3-Dichloropropene		ug/Kg	U	0.70	7.0
USB-1/S-1	BY54995	SW8260	7/12/2017	1	n-Propylbenzene		ug/Kg	U	1.4	7.0

ANGELIC TEXTILE SERVICES
NEW YORK
DATA SUMMARY TABLE
SEDIMENT
SDG: GBY54991

Sample Name	Lab ID	Analytical Method	Analysis Date	Dilution Factor	Analyte	Result	Unit	Qualifier	MDL	RL
USB-1/S-1	BY54995	SW8260	7/12/2017	1	n-Butylbenzene		ug/Kg	U	0.70	7.0
USB-1/S-1	BY54995	SW8260	7/12/2017	1	4-Chlorotoluene		ug/Kg	U	0.70	7.0
USB-1/S-1	BY54995	SW8260	7/12/2017	1	1,4-Dichlorobenzene		ug/Kg	U	0.70	7.0
USB-1/S-1	BY54995	SW8260	7/12/2017	1	1,2-Dibromoethane		ug/Kg	U	0.70	7.0
USB-1/S-1	BY54995	SW8260	7/12/2017	1	1,2-Dichloroethane		ug/Kg	U	0.70	7.0
USB-1/S-1	BY54995	SW8260	7/12/2017	1	Acrylonitrile		ug/Kg	U	1.4	14
USB-1/S-1	BY54995	SW8260	7/12/2017	1	4-Methyl-2-pentanone		ug/Kg	U	7.0	35
USB-1/S-1	BY54995	SW8260	7/12/2017	1	1,3,5-Trimethylbenzene		ug/Kg	U	0.70	7.0
USB-1/S-1	BY54995	SW8260	7/12/2017	1	Bromobenzene		ug/Kg	U	0.70	7.0
USB-1/S-1	BY54995	SW8260	7/12/2017	1	Toluene		ug/Kg	U	0.70	7.0
USB-1/S-1	BY54995	SW8260	7/12/2017	1	Chlorobenzene		ug/Kg	U	0.70	7.0
USB-1/S-1	BY54995	SW8260	7/12/2017	1	Tetrahydrofuran (THF)		ug/Kg	U	3.5	14
USB-1/S-1	BY54995	SW8260	7/12/2017	1	trans-1,4-dichloro-2-butene		ug/Kg	U	3.5	14
USB-1/S-1	BY54995	SW8260	7/12/2017	1	1,2,4-Trichlorobenzene		ug/Kg	U	1.4	7.0
USB-1/S-1	BY54995	SW8260	7/12/2017	1	Dibromochloromethane		ug/Kg	U	1.4	7.0
USB-1/S-1	BY54995	SW8260	7/12/2017	1	Tetrachloroethene		ug/Kg	U	1.4	7.0
USB-1/S-1	BY54995	SW8260	7/12/2017	1	sec-Butylbenzene		ug/Kg	U	0.70	7.0
USB-1/S-1	BY54995	SW8260	7/12/2017	1	1,3-Dichloropropane		ug/Kg	U	1.4	7.0
USB-1/S-1	BY54995	SW8260	7/12/2017	1	cis-1,2-Dichloroethene		ug/Kg	U	0.70	7.0
USB-1/S-1	BY54995	SW8260	7/12/2017	1	trans-1,2-Dichloroethene		ug/Kg	U	0.70	7.0
USB-1/S-1	BY54995	SW8260	7/12/2017	1	Methyl t-butyl ether (MTBE)		ug/Kg	U	1.4	14
USB-1/S-1	BY54995	SW8260	7/12/2017	1	m&p-Xylene		ug/Kg	U	1.4	7.0
USB-1/S-1	BY54995	SW8260	7/12/2017	1	2-Isopropyltoluene		ug/Kg	U	0.70	7.0
USB-1/S-1	BY54995	SW8260	7/12/2017	1	1,3-Dichlorobenzene		ug/Kg	U	0.70	7.0
USB-1/S-1	BY54995	SW8260	7/12/2017	1	Carbon tetrachloride		ug/Kg	U	1.4	7.0
USB-1/S-1	BY54995	SW8260	7/12/2017	1	1,1-Dichloropropene		ug/Kg	U	0.70	7.0
USB-1/S-1	BY54995	SW8260	7/12/2017	1	2-Hexanone		ug/Kg	U	7.0	35
USB-1/S-1	BY54995	SW8260	7/12/2017	1	2,2-Dichloropropane		ug/Kg	U	0.70	7.0
USB-1/S-1	BY54995	SW8260	7/12/2017	1	1,1,1,2-Tetrachloroethane		ug/Kg	U	1.4	7.0
USB-1/S-1	BY54995	SW8260	7/12/2017	1	Acetone	38	ug/Kg		7.0	35
USB-1/S-1	BY54995	SW8260	7/12/2017	1	Chloroform		ug/Kg	U	0.70	7.0
USB-1/S-1	BY54995	SW8260	7/12/2017	1	Benzene		ug/Kg	U	0.70	7.0
USB-1/S-1	BY54995	SW8260	7/12/2017	1	1,1,1-Trichloroethane		ug/Kg	U	0.70	7.0
USB-1/S-1	BY54995	SW8260	7/12/2017	1	Bromomethane		ug/Kg	U	2.8	7.0
USB-1/S-1	BY54995	SW8260	7/12/2017	1	Chloromethane		ug/Kg	U	1.4	7.0
USB-1/S-1	BY54995	SW8260	7/12/2017	1	Dibromomethane		ug/Kg	U	1.4	7.0
USB-1/S-1	BY54995	SW8260	7/12/2017	1	Bromochloromethane		ug/Kg	U	0.70	7.0

ANGELIC TEXTILE SERVICES
NEW YORK
DATA SUMMARY TABLE
SEDIMENT
SDG: GBY54991

Sample Name	Lab ID	Analytical Method	Analysis Date	Dilution Factor	Analyte	Result	Unit	Qualifier	MDL	RL
USB-1/S-1	BY54995	SW8260	7/12/2017	1	Chloroethane		ug/Kg	U	0.70	7.0
USB-1/S-1	BY54995	SW8260	7/12/2017	1	Vinyl chloride		ug/Kg	U	0.70	7.0
USB-1/S-1	BY54995	SW8260	7/12/2017	1	Methylene chloride		ug/Kg	U	7.0	7.0
USB-1/S-1	BY54995	SW8260	7/12/2017	1	Carbon Disulfide		ug/Kg	U	1.4	7.0
USB-1/S-1	BY54995	SW8260	7/12/2017	1	Bromoform		ug/Kg	U	1.4	7.0
USB-1/S-1	BY54995	SW8260	7/12/2017	1	Bromodichloromethane		ug/Kg	U	1.4	7.0
USB-1/S-1	BY54995	SW8260	7/12/2017	1	1,1-Dichloroethane		ug/Kg	U	1.4	7.0
USB-1/S-1	BY54995	SW8260	7/12/2017	1	1,1-Dichloroethene		ug/Kg	U	0.70	7.0
USB-1/S-1	BY54995	SW8260	7/12/2017	1	Trichlorofluoromethane		ug/Kg	U	1.4	7.0
USB-1/S-1	BY54995	SW8260	7/12/2017	1	Dichlorodifluoromethane		ug/Kg	U	0.70	7.0
USB-1/S-1	BY54995	SW8260	7/12/2017	1	Trichlorotrifluoroethane		ug/Kg	U	0.70	7.0
USB-1/S-1	BY54995	SW8260	7/12/2017	1	1,2-Dichloropropane		ug/Kg	U	1.4	7.0
USB-1/S-1	BY54995	SW8260	7/12/2017	1	Methyl Ethyl Ketone		ug/Kg	U	7.0	42
USB-1/S-1	BY54995	SW8260	7/12/2017	1	1,1,2-Trichloroethane		ug/Kg	U	1.4	7.0
USB-1/S-1	BY54995	SW8260	7/12/2017	1	Trichloroethene		ug/Kg	U	0.70	7.0
USB-1/S-1	BY54995	SW8260	7/12/2017	1	1,1,2,2-Tetrachloroethane		ug/Kg	U	1.4	7.0
USB-1/S-1	BY54995	SW8260	7/12/2017	1	1,2,3-Trichlorobenzene		ug/Kg	U	1.4	7.0
USB-1/S-1	BY54995	SW8260	7/12/2017	1	Hexachlorobutadiene		ug/Kg	U	0.70	7.0
USB-1/S-1	BY54995	SW8260	7/12/2017	1	Naphthalene		ug/Kg	U	1.4	7.0
USB-1/S-1	BY54995	SW8260	7/12/2017	1	o-Xylene		ug/Kg	U	1.4	7.0
USB-1/S-1	BY54995	SW8260	7/12/2017	1	2-Chlorotoluene		ug/Kg	U	1.4	7.0
USB-1/S-1	BY54995	SW8260	7/12/2017	1	1,2-Dichlorobenzene		ug/Kg	U	0.70	7.0
USB-1/S-1	BY54995	SW8260	7/12/2017	1	1,2,4-Trimethylbenzene		ug/Kg	U	0.70	7.0
USB-1/S-1	BY54995	SW8260	7/12/2017	1	1,2-Dibromo-3-chloropropane		ug/Kg	U	1.4	7.0
USB-1/S-1	BY54995	SW8260	7/12/2017	1	1,2,3-Trichloropropane		ug/Kg	U	0.70	7.0
USB-1/S-1	BY54995	SW8260	7/12/2017	1	tert-Butylbenzene		ug/Kg	U	0.70	7.0
USB-1/S-1	BY54995	SW8260	7/12/2017	1	Isopropylbenzene		ug/Kg	U	0.70	7.0
USB-1/S-1	BY54995	SW8260	7/12/2017	1	p-Isopropyltoluene		ug/Kg	U	0.70	7.0
USB-1/S-1	BY54995	SW8270	7/13/2017	1	4-Nitroaniline		ug/Kg	U	130	390
USB-1/S-1	BY54995	SW8270	7/13/2017	1	4-Nitrophenol		ug/Kg	U	170	390
USB-1/S-1	BY54995	SW8270	7/13/2017	1	4-Bromophenyl phenyl ether		ug/Kg	U	110	270
USB-1/S-1	BY54995	SW8270	7/13/2017	1	2,4-Dimethylphenol		ug/Kg	U	96	270
USB-1/S-1	BY54995	SW8270	7/13/2017	1	1,4-Dichlorobenzene		ug/Kg	U	110	270
USB-1/S-1	BY54995	SW8270	7/13/2017	1	4-Chloroaniline		ug/Kg	U	180	310
USB-1/S-1	BY54995	SW8270	7/13/2017	1	Phenol		ug/Kg	U	120	270
USB-1/S-1	BY54995	SW8270	7/13/2017	1	Pyridine		ug/Kg	U	95	270
USB-1/S-1	BY54995	SW8270	7/13/2017	1	Bis(2-chloroethyl)ether		ug/Kg	U	100	190

ANGELIC TEXTILE SERVICES
NEW YORK
DATA SUMMARY TABLE
SEDIMENT
SDG: GBY54991

Sample Name	Lab ID	Analytical Method	Analysis Date	Dilution Factor	Analyte	Result	Unit	Qualifier	MDL	RL
USB-1/S-1	BY54995	SW8270	7/13/2017	1	Bis(2-chloroethoxy)methane		ug/Kg	U	110	270
USB-1/S-1	BY54995	SW8270	7/13/2017	1	Bis(2-ethylhexyl)phthalate		ug/Kg	U	110	270
USB-1/S-1	BY54995	SW8270	7/13/2017	1	Di-n-octylphthalate		ug/Kg	U	100	270
USB-1/S-1	BY54995	SW8270	7/13/2017	1	Hexachlorobenzene		ug/Kg	U	110	190
USB-1/S-1	BY54995	SW8270	7/13/2017	1	Anthracene		ug/Kg	U	130	270
USB-1/S-1	BY54995	SW8270	7/13/2017	1	1,2,4-Trichlorobenzene		ug/Kg	U	120	270
USB-1/S-1	BY54995	SW8270	7/13/2017	1	2,4-Dichlorophenol		ug/Kg	U	140	190
USB-1/S-1	BY54995	SW8270	7/13/2017	1	2,4-Dinitrotoluene		ug/Kg	U	150	190
USB-1/S-1	BY54995	SW8270	7/13/2017	1	1,2-Diphenylhydrazine		ug/Kg	U	130	270
USB-1/S-1	BY54995	SW8270	7/13/2017	1	Pyrene		ug/Kg	U	130	270
USB-1/S-1	BY54995	SW8270	7/13/2017	1	Dimethylphthalate		ug/Kg	U	120	270
USB-1/S-1	BY54995	SW8270	7/13/2017	1	Dibenzofuran		ug/Kg	U	110	270
USB-1/S-1	BY54995	SW8270	7/13/2017	1	Benzo(ghi)perylene		ug/Kg	U	130	270
USB-1/S-1	BY54995	SW8270	7/13/2017	1	Indeno(1,2,3-cd)pyrene		ug/Kg	U	130	270
USB-1/S-1	BY54995	SW8270	7/13/2017	1	Benzo(b)fluoranthene		ug/Kg	U	130	270
USB-1/S-1	BY54995	SW8270	7/13/2017	1	Fluoranthene		ug/Kg	U	130	270
USB-1/S-1	BY54995	SW8270	7/13/2017	1	Benzo(k)fluoranthene		ug/Kg	U	130	270
USB-1/S-1	BY54995	SW8270	7/13/2017	1	Acenaphthylene		ug/Kg	U	110	270
USB-1/S-1	BY54995	SW8270	7/13/2017	1	Chrysene		ug/Kg	U	130	270
USB-1/S-1	BY54995	SW8270	7/13/2017	1	Bis(2-chloroisopropyl)ether		ug/Kg	U	110	270
USB-1/S-1	BY54995	SW8270	7/13/2017	1	Benzo(a)pyrene		ug/Kg	U	130	190
USB-1/S-1	BY54995	SW8270	7/13/2017	1	2,4-Dinitrophenol		ug/Kg	UJ	270	270
USB-1/S-1	BY54995	SW8270	7/13/2017	1	4,6-Dinitro-2-methylphenol		ug/Kg	U	77	230
USB-1/S-1	BY54995	SW8270	7/13/2017	1	Dibenz(a,h)anthracene		ug/Kg	U	130	190
USB-1/S-1	BY54995	SW8270	7/13/2017	1	1,3-Dichlorobenzene		ug/Kg	U	110	270
USB-1/S-1	BY54995	SW8270	7/13/2017	1	Benz(a)anthracene		ug/Kg	U	130	270
USB-1/S-1	BY54995	SW8270	7/13/2017	1	4-Chloro-3-methylphenol		ug/Kg	U	140	270
USB-1/S-1	BY54995	SW8270	7/13/2017	1	2,6-Dinitrotoluene		ug/Kg	U	120	190
USB-1/S-1	BY54995	SW8270	7/13/2017	1	N-Nitrosodi-n-propylamine		ug/Kg	U	130	190
USB-1/S-1	BY54995	SW8270	7/13/2017	1	Aniline		ug/Kg	U	310	310
USB-1/S-1	BY54995	SW8270	7/13/2017	1	N-Nitrosodimethylamine		ug/Kg	U	110	270
USB-1/S-1	BY54995	SW8270	7/13/2017	1	Benzoic acid		ug/Kg	R	770	1900
USB-1/S-1	BY54995	SW8270	7/13/2017	1	Hexachloroethane		ug/Kg	U	120	190
USB-1/S-1	BY54995	SW8270	7/13/2017	1	4-Chlorophenyl phenyl ether		ug/Kg	U	130	270
USB-1/S-1	BY54995	SW8270	7/13/2017	1	Hexachlorocyclopentadiene		ug/Kg	U	120	270
USB-1/S-1	BY54995	SW8270	7/13/2017	1	Isophorone		ug/Kg	U	110	190
USB-1/S-1	BY54995	SW8270	7/13/2017	1	Pentachloronitrobenzene		ug/Kg	U	140	270

ANGELIC TEXTILE SERVICES
NEW YORK
DATA SUMMARY TABLE
SEDIMENT
SDG: GBY54991

Sample Name	Lab ID	Analytical Method	Analysis Date	Dilution Factor	Analyte	Result	Unit	Qualifier	MDL	RL
USB-1/S-1	BY54995	SW8270	7/13/2017	1	Acenaphthene		ug/Kg	U	120	270
USB-1/S-1	BY54995	SW8270	7/13/2017	1	Diethyl phthalate		ug/Kg	U	120	270
USB-1/S-1	BY54995	SW8270	7/13/2017	1	Di-n-butylphthalate		ug/Kg	U	100	270
USB-1/S-1	BY54995	SW8270	7/13/2017	1	Phenanthrene		ug/Kg	U	110	270
USB-1/S-1	BY54995	SW8270	7/13/2017	1	Benzyl butyl phthalate		ug/Kg	U	100	270
USB-1/S-1	BY54995	SW8270	7/13/2017	1	N-Nitrosodiphenylamine		ug/Kg	U	150	270
USB-1/S-1	BY54995	SW8270	7/13/2017	1	Fluorene		ug/Kg	U	130	270
USB-1/S-1	BY54995	SW8270	7/13/2017	1	Carbazole		ug/Kg	U	150	190
USB-1/S-1	BY54995	SW8270	7/13/2017	1	Hexachlorobutadiene		ug/Kg	U	140	270
USB-1/S-1	BY54995	SW8270	7/13/2017	1	Pentachlorophenol		ug/Kg	U	150	230
USB-1/S-1	BY54995	SW8270	7/13/2017	1	2,4,6-Trichlorophenol		ug/Kg	U	120	190
USB-1/S-1	BY54995	SW8270	7/13/2017	1	2-Nitroaniline		ug/Kg	U	270	270
USB-1/S-1	BY54995	SW8270	7/13/2017	1	2-Nitrophenol		ug/Kg	U	250	270
USB-1/S-1	BY54995	SW8270	7/13/2017	1	Naphthalene		ug/Kg	U	110	270
USB-1/S-1	BY54995	SW8270	7/13/2017	1	2-Methylnaphthalene		ug/Kg	U	120	270
USB-1/S-1	BY54995	SW8270	7/13/2017	1	2-Chloronaphthalene		ug/Kg	U	110	270
USB-1/S-1	BY54995	SW8270	7/13/2017	1	3,3'-Dichlorobenzidine		ug/Kg	U	180	190
USB-1/S-1	BY54995	SW8270	7/13/2017	1	Benzidine		ug/Kg	UJ	230	390
USB-1/S-1	BY54995	SW8270	7/13/2017	1	2-Methylphenol (o-cresol)		ug/Kg	U	180	270
USB-1/S-1	BY54995	SW8270	7/13/2017	1	1,2-Dichlorobenzene		ug/Kg	U	110	270
USB-1/S-1	BY54995	SW8270	7/13/2017	1	2-Chlorophenol		ug/Kg	U	110	270
USB-1/S-1	BY54995	SW8270	7/13/2017	1	1,2,4,5-Tetrachlorobenzene		ug/Kg	U	140	270
USB-1/S-1	BY54995	SW8270	7/13/2017	1	2,4,5-Trichlorophenol		ug/Kg	U	210	270
USB-1/S-1	BY54995	SW8270	7/13/2017	1	Acetophenone		ug/Kg	U	120	270
USB-1/S-1	BY54995	SW8270	7/13/2017	1	Nitrobenzene		ug/Kg	U	140	190
USB-1/S-1	BY54995	SW8270	7/13/2017	1	3-Nitroaniline		ug/Kg	U	770	390
USB-1/S-1	BY54995	SW8270	7/13/2017	1	3&4-Methylphenol (m&p-cresol)		ug/Kg	U	150	270
USB-1/S-1	BY54995	SW6010	7/14/2017	1	Sodium	673	mg/Kg	J	3.2	8
USB-1/S-3	BY54996	SW6010	7/14/2017	10	Iron	13100	mg/Kg	J	45	45
USB-1/S-3	BY54996	E160.3	7/11/2017	1	SOLIDS, PERCENT	80	%			
USB-1/S-3	BY54996	SW6010	7/14/2017	10	Aluminum	5830	mg/Kg		8.9	45
USB-1/S-3	BY54996	SW6010	7/14/2017	10	Manganese	286	mg/Kg		4.5	4.5
USB-1/S-3	BY54996	SW6010	7/14/2017	1	Lead	1.9	mg/Kg	J	0.45	0.9
USB-1/S-3	BY54996	SW6010	7/14/2017	1	Magnesium	4290	mg/Kg		4.5	4.5
USB-1/S-3	BY54996	SW6010	7/14/2017	1	Nickel	5.50	mg/Kg		0.45	0.45
USB-1/S-3	BY54996	SW6010	7/14/2017	1	Silver		mg/Kg	U	0.45	0.45
USB-1/S-3	BY54996	SW6010	7/14/2017	1	Barium	11.9	mg/Kg		0.45	0.9

ANGELIC TEXTILE SERVICES
NEW YORK
DATA SUMMARY TABLE
SEDIMENT
SDG: GBY54991

Sample Name	Lab ID	Analytical Method	Analysis Date	Dilution Factor	Analyte	Result	Unit	Qualifier	MDL	RL
USB-1/S-3	BY54996	SW6010	7/14/2017	1	Beryllium	0.31	mg/Kg	J	0.18	0.36
USB-1/S-3	BY54996	SW6010	7/14/2017	1	Cadmium		mg/Kg	U	0.45	0.45
USB-1/S-3	BY54996	SW6010	7/14/2017	1	Chromium	8.19	mg/Kg		0.45	0.45
USB-1/S-3	BY54996	SW6010	7/14/2017	1	Cobalt	5.99	mg/Kg		0.45	0.45
USB-1/S-3	BY54996	SW6010	7/14/2017	1	Copper	5.44	mg/Kg		0.45	0.45
USB-1/S-3	BY54996	SW6010	7/14/2017	1	Vanadium	26.4	mg/Kg		0.45	0.45
USB-1/S-3	BY54996	SW6010	7/14/2017	1	Zinc	28.1	mg/Kg		0.45	0.9
USB-1/S-3	BY54996	SW6010	7/14/2017	1	Calcium	11300	mg/Kg	J	4.1	4.5
USB-1/S-3	BY54996	SW6010	7/14/2017	1	Potassium	699	mg/Kg		3.5	9
USB-1/S-3	BY54996	SW6010	7/14/2017	1	Thallium		mg/Kg	U	1.8	1.8
USB-1/S-3	BY54996	SW6010	7/14/2017	1	Antimony		mg/Kg	U	2.2	2.2
USB-1/S-3	BY54996	SW6010	7/14/2017	1	Arsenic		mg/Kg	U	0.89	0.89
USB-1/S-3	BY54996	SW6010	7/14/2017	1	Selenium		mg/Kg	U	1.5	1.8
USB-1/S-3	BY54996	SW7471	7/12/2017	1	Mercury		mg/Kg	U	0.02	0.03
USB-1/S-3	BY54996	SW8081	7/13/2017	2	Heptachlor epoxide		ug/Kg	U	8.3	8.3
USB-1/S-3	BY54996	SW8081	7/13/2017	2	Endosulfan sulfate		ug/Kg	U	8.3	8.3
USB-1/S-3	BY54996	SW8081	7/13/2017	2	Aldrin		ug/Kg	U	4.1	4.1
USB-1/S-3	BY54996	SW8081	7/13/2017	2	a-BHC		ug/Kg	U	8.3	8.3
USB-1/S-3	BY54996	SW8081	7/13/2017	2	b-BHC		ug/Kg	U	8.3	8.3
USB-1/S-3	BY54996	SW8081	7/13/2017	2	d-BHC		ug/Kg	U	8.3	8.3
USB-1/S-3	BY54996	SW8081	7/13/2017	2	Endosulfan II		ug/Kg	U	8.3	8.3
USB-1/S-3	BY54996	SW8081	7/13/2017	2	4,4' -DDT		ug/Kg	U	2.5	2.5
USB-1/S-3	BY54996	SW8081	7/13/2017	2	a-Chlordane		ug/Kg	U	4.1	4.1
USB-1/S-3	BY54996	SW8081	7/13/2017	2	g-Chlordane		ug/Kg	U	4.1	4.1
USB-1/S-3	BY54996	SW8081	7/13/2017	2	Endrin ketone		ug/Kg	U	8.3	8.3
USB-1/S-3	BY54996	SW8081	7/13/2017	2	Chlordane		ug/Kg	U	41	41
USB-1/S-3	BY54996	SW8081	7/13/2017	2	g-BHC		ug/Kg	U	2.0	2.0
USB-1/S-3	BY54996	SW8081	7/13/2017	2	Dieldrin		ug/Kg	U	4.1	4.1
USB-1/S-3	BY54996	SW8081	7/13/2017	2	Endrin		ug/Kg	U	8.3	8.3
USB-1/S-3	BY54996	SW8081	7/13/2017	2	Methoxychlor		ug/Kg	U	41	41
USB-1/S-3	BY54996	SW8081	7/13/2017	2	4,4' -DDD		ug/Kg	U	2.5	2.5
USB-1/S-3	BY54996	SW8081	7/13/2017	2	4,4' -DDE		ug/Kg	U	2.5	2.5
USB-1/S-3	BY54996	SW8081	7/13/2017	2	Endrin aldehyde		ug/Kg	U	8.3	8.3
USB-1/S-3	BY54996	SW8081	7/13/2017	2	Heptachlor		ug/Kg	U	8.3	8.3
USB-1/S-3	BY54996	SW8081	7/13/2017	2	Toxaphene		ug/Kg	U	170	170
USB-1/S-3	BY54996	SW8081	7/13/2017	2	Endosulfan I		ug/Kg	U	8.3	8.3
USB-1/S-3	BY54996	SW8082	7/13/2017	2	PCB-1260		ug/Kg	U	83	83

ANGELIC TEXTILE SERVICES
NEW YORK
DATA SUMMARY TABLE
SEDIMENT
SDG: GBY54991

Sample Name	Lab ID	Analytical Method	Analysis Date	Dilution Factor	Analyte	Result	Unit	Qualifier	MDL	RL
USB-1/S-3	BY54996	SW8082	7/13/2017	2	PCB-1254		ug/Kg	U	83	83
USB-1/S-3	BY54996	SW8082	7/13/2017	2	PCB-1268		ug/Kg	U	83	83
USB-1/S-3	BY54996	SW8082	7/13/2017	2	PCB-1221		ug/Kg	U	83	83
USB-1/S-3	BY54996	SW8082	7/13/2017	2	PCB-1232		ug/Kg	U	83	83
USB-1/S-3	BY54996	SW8082	7/13/2017	2	PCB-1248		ug/Kg	U	83	83
USB-1/S-3	BY54996	SW8082	7/13/2017	2	PCB-1016		ug/Kg	U	83	83
USB-1/S-3	BY54996	SW8082	7/13/2017	2	PCB-1262		ug/Kg	U	83	83
USB-1/S-3	BY54996	SW8082	7/13/2017	2	PCB-1242		ug/Kg	U	83	83
USB-1/S-3	BY54996	SW8260	7/12/2017	1	Ethylbenzene		ug/Kg	U	0.63	6.3
USB-1/S-3	BY54996	SW8260	7/12/2017	1	Styrene		ug/Kg	U	0.63	6.3
USB-1/S-3	BY54996	SW8260	7/12/2017	1	cis-1,3-Dichloropropene		ug/Kg	U	0.63	6.3
USB-1/S-3	BY54996	SW8260	7/12/2017	1	trans-1,3-Dichloropropene		ug/Kg	U	0.63	6.3
USB-1/S-3	BY54996	SW8260	7/12/2017	1	n-Propylbenzene		ug/Kg	U	1.3	6.3
USB-1/S-3	BY54996	SW8260	7/12/2017	1	n-Butylbenzene		ug/Kg	U	0.63	6.3
USB-1/S-3	BY54996	SW8260	7/12/2017	1	4-Chlorotoluene		ug/Kg	U	0.63	6.3
USB-1/S-3	BY54996	SW8260	7/12/2017	1	1,4-Dichlorobenzene		ug/Kg	U	0.63	6.3
USB-1/S-3	BY54996	SW8260	7/12/2017	1	1,2-Dibromoethane		ug/Kg	U	0.63	6.3
USB-1/S-3	BY54996	SW8260	7/12/2017	1	1,2-Dichloroethane		ug/Kg	U	0.63	6.3
USB-1/S-3	BY54996	SW8260	7/12/2017	1	Acrylonitrile		ug/Kg	U	1.3	13
USB-1/S-3	BY54996	SW8260	7/12/2017	1	4-Methyl-2-pentanone		ug/Kg	U	6.3	31
USB-1/S-3	BY54996	SW8260	7/12/2017	1	1,3,5-Trimethylbenzene		ug/Kg	U	0.63	6.3
USB-1/S-3	BY54996	SW8260	7/12/2017	1	Bromobenzene		ug/Kg	U	0.63	6.3
USB-1/S-3	BY54996	SW8260	7/12/2017	1	Toluene		ug/Kg	U	0.63	6.3
USB-1/S-3	BY54996	SW8260	7/12/2017	1	Chlorobenzene		ug/Kg	U	0.63	6.3
USB-1/S-3	BY54996	SW8260	7/12/2017	1	Tetrahydrofuran (THF)		ug/Kg	U	3.1	13
USB-1/S-3	BY54996	SW8260	7/12/2017	1	trans-1,4-dichloro-2-butene		ug/Kg	U	3.1	13
USB-1/S-3	BY54996	SW8260	7/12/2017	1	1,2,4-Trichlorobenzene		ug/Kg	U	1.3	6.3
USB-1/S-3	BY54996	SW8260	7/12/2017	1	Dibromochloromethane		ug/Kg	U	1.3	6.3
USB-1/S-3	BY54996	SW8260	7/12/2017	1	Tetrachloroethene		ug/Kg	U	1.3	6.3
USB-1/S-3	BY54996	SW8260	7/12/2017	1	sec-Butylbenzene		ug/Kg	U	0.63	6.3
USB-1/S-3	BY54996	SW8260	7/12/2017	1	1,3-Dichloropropane		ug/Kg	U	1.3	6.3
USB-1/S-3	BY54996	SW8260	7/12/2017	1	cis-1,2-Dichloroethene		ug/Kg	U	0.63	6.3
USB-1/S-3	BY54996	SW8260	7/12/2017	1	trans-1,2-Dichloroethene		ug/Kg	U	0.63	6.3
USB-1/S-3	BY54996	SW8260	7/12/2017	1	Methyl t-butyl ether (MTBE)		ug/Kg	U	1.3	13
USB-1/S-3	BY54996	SW8260	7/12/2017	1	m&p-Xylene		ug/Kg	U	1.3	6.3
USB-1/S-3	BY54996	SW8260	7/12/2017	1	2-Isopropyltoluene		ug/Kg	U	0.63	6.3
USB-1/S-3	BY54996	SW8260	7/12/2017	1	1,3-Dichlorobenzene		ug/Kg	U	0.63	6.3

ANGELIC TEXTILE SERVICES
NEW YORK
DATA SUMMARY TABLE
SEDIMENT
SDG: GBY54991

Sample Name	Lab ID	Analytical Method	Analysis Date	Dilution Factor	Analyte	Result	Unit	Qualifier	MDL	RL
USB-1/S-3	BY54996	SW8260	7/12/2017	1	Carbon tetrachloride		ug/Kg	U	1.3	6.3
USB-1/S-3	BY54996	SW8260	7/12/2017	1	1,1-Dichloropropene		ug/Kg	U	0.63	6.3
USB-1/S-3	BY54996	SW8260	7/12/2017	1	2-Hexanone		ug/Kg	U	6.3	31
USB-1/S-3	BY54996	SW8260	7/12/2017	1	2,2-Dichloropropane		ug/Kg	U	0.63	6.3
USB-1/S-3	BY54996	SW8260	7/12/2017	1	1,1,1,2-Tetrachloroethane		ug/Kg	U	1.3	6.3
USB-1/S-3	BY54996	SW8260	7/12/2017	1	Acetone	15	ug/Kg	J	6.3	31
USB-1/S-3	BY54996	SW8260	7/12/2017	1	Chloroform		ug/Kg	U	0.63	6.3
USB-1/S-3	BY54996	SW8260	7/12/2017	1	Benzene		ug/Kg	U	0.63	6.3
USB-1/S-3	BY54996	SW8260	7/12/2017	1	1,1,1-Trichloroethane		ug/Kg	U	0.63	6.3
USB-1/S-3	BY54996	SW8260	7/12/2017	1	Bromomethane		ug/Kg	U	2.5	6.3
USB-1/S-3	BY54996	SW8260	7/12/2017	1	Chloromethane		ug/Kg	U	1.3	6.3
USB-1/S-3	BY54996	SW8260	7/12/2017	1	Dibromomethane		ug/Kg	U	1.3	6.3
USB-1/S-3	BY54996	SW8260	7/12/2017	1	Bromochloromethane		ug/Kg	U	0.63	6.3
USB-1/S-3	BY54996	SW8260	7/12/2017	1	Chloroethane		ug/Kg	U	0.63	6.3
USB-1/S-3	BY54996	SW8260	7/12/2017	1	Vinyl chloride		ug/Kg	U	0.63	6.3
USB-1/S-3	BY54996	SW8260	7/12/2017	1	Methylene chloride		ug/Kg	U	6.3	6.3
USB-1/S-3	BY54996	SW8260	7/12/2017	1	Carbon Disulfide	1.4	ug/Kg	J	1.3	6.3
USB-1/S-3	BY54996	SW8260	7/12/2017	1	Bromoform		ug/Kg	U	1.3	6.3
USB-1/S-3	BY54996	SW8260	7/12/2017	1	Bromodichloromethane		ug/Kg	U	1.3	6.3
USB-1/S-3	BY54996	SW8260	7/12/2017	1	1,1-Dichloroethane		ug/Kg	U	1.3	6.3
USB-1/S-3	BY54996	SW8260	7/12/2017	1	1,1-Dichloroethene		ug/Kg	U	0.63	6.3
USB-1/S-3	BY54996	SW8260	7/12/2017	1	Trichlorofluoromethane		ug/Kg	U	1.3	6.3
USB-1/S-3	BY54996	SW8260	7/12/2017	1	Dichlorodifluoromethane		ug/Kg	U	0.63	6.3
USB-1/S-3	BY54996	SW8260	7/12/2017	1	Trichlorotrifluoroethane		ug/Kg	U	0.63	6.3
USB-1/S-3	BY54996	SW8260	7/12/2017	1	1,2-Dichloropropane		ug/Kg	U	1.3	6.3
USB-1/S-3	BY54996	SW8260	7/12/2017	1	Methyl Ethyl Ketone		ug/Kg	U	6.3	38
USB-1/S-3	BY54996	SW8260	7/12/2017	1	1,1,2-Trichloroethane		ug/Kg	U	1.3	6.3
USB-1/S-3	BY54996	SW8260	7/12/2017	1	Trichloroethene		ug/Kg	U	0.63	6.3
USB-1/S-3	BY54996	SW8260	7/12/2017	1	1,1,2,2-Tetrachloroethane		ug/Kg	U	1.3	6.3
USB-1/S-3	BY54996	SW8260	7/12/2017	1	1,2,3-Trichlorobenzene		ug/Kg	U	1.3	6.3
USB-1/S-3	BY54996	SW8260	7/12/2017	1	Hexachlorobutadiene		ug/Kg	U	0.63	6.3
USB-1/S-3	BY54996	SW8260	7/12/2017	1	Naphthalene		ug/Kg	U	1.3	6.3
USB-1/S-3	BY54996	SW8260	7/12/2017	1	o-Xylene		ug/Kg	U	1.3	6.3
USB-1/S-3	BY54996	SW8260	7/12/2017	1	2-Chlorotoluene		ug/Kg	U	1.3	6.3
USB-1/S-3	BY54996	SW8260	7/12/2017	1	1,2-Dichlorobenzene		ug/Kg	U	0.63	6.3
USB-1/S-3	BY54996	SW8260	7/12/2017	1	1,2,4-Trimethylbenzene		ug/Kg	U	0.63	6.3
USB-1/S-3	BY54996	SW8260	7/12/2017	1	1,2-Dibromo-3-chloropropane		ug/Kg	U	1.3	6.3

ANGELIC TEXTILE SERVICES
NEW YORK
DATA SUMMARY TABLE
SEDIMENT
SDG: GBY54991

Sample Name	Lab ID	Analytical Method	Analysis Date	Dilution Factor	Analyte	Result	Unit	Qualifier	MDL	RL
USB-1/S-3	BY54996	SW8260	7/12/2017	1	1,2,3-Trichloropropane		ug/Kg	U	0.63	6.3
USB-1/S-3	BY54996	SW8260	7/12/2017	1	tert-Butylbenzene		ug/Kg	U	0.63	6.3
USB-1/S-3	BY54996	SW8260	7/12/2017	1	Isopropylbenzene		ug/Kg	U	0.63	6.3
USB-1/S-3	BY54996	SW8260	7/12/2017	1	p-Isopropyltoluene		ug/Kg	U	0.63	6.3
USB-1/S-3	BY54996	SW8270	7/13/2017	1	4-Nitroaniline		ug/Kg	U	140	420
USB-1/S-3	BY54996	SW8270	7/13/2017	1	4-Nitrophenol		ug/Kg	U	190	420
USB-1/S-3	BY54996	SW8270	7/13/2017	1	4-Bromophenyl phenyl ether		ug/Kg	U	120	290
USB-1/S-3	BY54996	SW8270	7/13/2017	1	2,4-Dimethylphenol		ug/Kg	U	100	290
USB-1/S-3	BY54996	SW8270	7/13/2017	1	1,4-Dichlorobenzene		ug/Kg	U	120	290
USB-1/S-3	BY54996	SW8270	7/13/2017	1	4-Chloroaniline		ug/Kg	U	190	330
USB-1/S-3	BY54996	SW8270	7/13/2017	1	Phenol		ug/Kg	U	130	290
USB-1/S-3	BY54996	SW8270	7/13/2017	1	Pyridine		ug/Kg	U	100	290
USB-1/S-3	BY54996	SW8270	7/13/2017	1	Bis(2-chloroethyl)ether		ug/Kg	U	110	210
USB-1/S-3	BY54996	SW8270	7/13/2017	1	Bis(2-chloroethoxy)methane		ug/Kg	U	120	290
USB-1/S-3	BY54996	SW8270	7/13/2017	1	Bis(2-ethylhexyl)phthalate		ug/Kg	U	120	290
USB-1/S-3	BY54996	SW8270	7/13/2017	1	Di-n-octylphthalate		ug/Kg	U	110	290
USB-1/S-3	BY54996	SW8270	7/13/2017	1	Hexachlorobenzene		ug/Kg	U	120	210
USB-1/S-3	BY54996	SW8270	7/13/2017	1	Anthracene		ug/Kg	U	140	290
USB-1/S-3	BY54996	SW8270	7/13/2017	1	1,2,4-Trichlorobenzene		ug/Kg	U	130	290
USB-1/S-3	BY54996	SW8270	7/13/2017	1	2,4-Dichlorophenol		ug/Kg	U	150	210
USB-1/S-3	BY54996	SW8270	7/13/2017	1	2,4-Dinitrotoluene		ug/Kg	U	160	210
USB-1/S-3	BY54996	SW8270	7/13/2017	1	1,2-Diphenylhydrazine		ug/Kg	U	140	290
USB-1/S-3	BY54996	SW8270	7/13/2017	1	Pyrene		ug/Kg	U	140	290
USB-1/S-3	BY54996	SW8270	7/13/2017	1	Dimethylphthalate		ug/Kg	U	130	290
USB-1/S-3	BY54996	SW8270	7/13/2017	1	Dibenzofuran		ug/Kg	U	120	290
USB-1/S-3	BY54996	SW8270	7/13/2017	1	Benzo(ghi)perylene		ug/Kg	U	140	290
USB-1/S-3	BY54996	SW8270	7/13/2017	1	Indeno(1,2,3-cd)pyrene		ug/Kg	U	140	290
USB-1/S-3	BY54996	SW8270	7/13/2017	1	Benzo(b)fluoranthene		ug/Kg	U	140	290
USB-1/S-3	BY54996	SW8270	7/13/2017	1	Fluoranthene		ug/Kg	U	140	290
USB-1/S-3	BY54996	SW8270	7/13/2017	1	Benzo(k)fluoranthene		ug/Kg	U	140	290
USB-1/S-3	BY54996	SW8270	7/13/2017	1	Acenaphthylene		ug/Kg	U	120	290
USB-1/S-3	BY54996	SW8270	7/13/2017	1	Chrysene		ug/Kg	U	140	290
USB-1/S-3	BY54996	SW8270	7/13/2017	1	Bis(2-chloroisopropyl)ether		ug/Kg	U	120	290
USB-1/S-3	BY54996	SW8270	7/13/2017	1	Benzo(a)pyrene		ug/Kg	U	140	210
USB-1/S-3	BY54996	SW8270	7/13/2017	1	2,4-Dinitrophenol		ug/Kg	UJ	290	290
USB-1/S-3	BY54996	SW8270	7/13/2017	1	4,6-Dinitro-2-methylphenol		ug/Kg	U	83	250
USB-1/S-3	BY54996	SW8270	7/13/2017	1	Dibenz(a,h)anthracene		ug/Kg	U	140	210

ANGELIC TEXTILE SERVICES
NEW YORK
DATA SUMMARY TABLE
SEDIMENT
SDG: GBY54991

Sample Name	Lab ID	Analytical Method	Analysis Date	Dilution Factor	Analyte	Result	Unit	Qualifier	MDL	RL
USB-1/S-3	BY54996	SW8270	7/13/2017	1	1,3-Dichlorobenzene		ug/Kg	U	120	290
USB-1/S-3	BY54996	SW8270	7/13/2017	1	Benz(a)anthracene		ug/Kg	U	140	290
USB-1/S-3	BY54996	SW8270	7/13/2017	1	4-Chloro-3-methylphenol		ug/Kg	U	150	290
USB-1/S-3	BY54996	SW8270	7/13/2017	1	2,6-Dinitrotoluene		ug/Kg	U	130	210
USB-1/S-3	BY54996	SW8270	7/13/2017	1	N-Nitrosodi-n-propylamine		ug/Kg	U	140	210
USB-1/S-3	BY54996	SW8270	7/13/2017	1	Aniline		ug/Kg	U	330	330
USB-1/S-3	BY54996	SW8270	7/13/2017	1	N-Nitrosodimethylamine		ug/Kg	U	120	290
USB-1/S-3	BY54996	SW8270	7/13/2017	1	Benzoic acid		ug/Kg	R	830	2100
USB-1/S-3	BY54996	SW8270	7/13/2017	1	Hexachloroethane		ug/Kg	U	130	210
USB-1/S-3	BY54996	SW8270	7/13/2017	1	4-Chlorophenyl phenyl ether		ug/Kg	U	140	290
USB-1/S-3	BY54996	SW8270	7/13/2017	1	Hexachlorocyclopentadiene		ug/Kg	U	130	290
USB-1/S-3	BY54996	SW8270	7/13/2017	1	Isophorone		ug/Kg	U	120	210
USB-1/S-3	BY54996	SW8270	7/13/2017	1	Pentachloronitrobenzene		ug/Kg	U	160	290
USB-1/S-3	BY54996	SW8270	7/13/2017	1	Acenaphthene		ug/Kg	U	130	290
USB-1/S-3	BY54996	SW8270	7/13/2017	1	Diethyl phthalate		ug/Kg	U	130	290
USB-1/S-3	BY54996	SW8270	7/13/2017	1	Di-n-butylphthalate		ug/Kg	U	110	290
USB-1/S-3	BY54996	SW8270	7/13/2017	1	Phenanthrene		ug/Kg	U	120	290
USB-1/S-3	BY54996	SW8270	7/13/2017	1	Benzyl butyl phthalate		ug/Kg	U	110	290
USB-1/S-3	BY54996	SW8270	7/13/2017	1	N-Nitrosodiphenylamine		ug/Kg	U	160	290
USB-1/S-3	BY54996	SW8270	7/13/2017	1	Fluorene		ug/Kg	U	140	290
USB-1/S-3	BY54996	SW8270	7/13/2017	1	Carbazole		ug/Kg	U	170	210
USB-1/S-3	BY54996	SW8270	7/13/2017	1	Hexachlorobutadiene		ug/Kg	U	150	290
USB-1/S-3	BY54996	SW8270	7/13/2017	1	Pentachlorophenol		ug/Kg	U	160	250
USB-1/S-3	BY54996	SW8270	7/13/2017	1	2,4,6-Trichlorophenol		ug/Kg	U	130	210
USB-1/S-3	BY54996	SW8270	7/13/2017	1	2-Nitroaniline		ug/Kg	U	290	290
USB-1/S-3	BY54996	SW8270	7/13/2017	1	2-Nitrophenol		ug/Kg	U	260	290
USB-1/S-3	BY54996	SW8270	7/13/2017	1	Naphthalene		ug/Kg	U	120	290
USB-1/S-3	BY54996	SW8270	7/13/2017	1	2-Methylnaphthalene		ug/Kg	U	120	290
USB-1/S-3	BY54996	SW8270	7/13/2017	1	2-Chloronaphthalene		ug/Kg	U	120	290
USB-1/S-3	BY54996	SW8270	7/13/2017	1	3,3'-Dichlorobenzidine		ug/Kg	U	200	210
USB-1/S-3	BY54996	SW8270	7/13/2017	1	Benzidine		ug/Kg	UJ	250	420
USB-1/S-3	BY54996	SW8270	7/13/2017	1	2-Methylphenol (o-cresol)		ug/Kg	U	200	290
USB-1/S-3	BY54996	SW8270	7/13/2017	1	1,2-Dichlorobenzene		ug/Kg	U	120	290
USB-1/S-3	BY54996	SW8270	7/13/2017	1	2-Chlorophenol		ug/Kg	U	120	290
USB-1/S-3	BY54996	SW8270	7/13/2017	1	1,2,4,5-Tetrachlorobenzene		ug/Kg	U	150	290
USB-1/S-3	BY54996	SW8270	7/13/2017	1	2,4,5-Trichlorophenol		ug/Kg	U	230	290
USB-1/S-3	BY54996	SW8270	7/13/2017	1	Acetophenone		ug/Kg	U	130	290

ANGELIC TEXTILE SERVICES
NEW YORK
DATA SUMMARY TABLE
SEDIMENT
SDG: GBY54991

Sample Name	Lab ID	Analytical Method	Analysis Date	Dilution Factor	Analyte	Result	Unit	Qualifier	MDL	RL
USB-1/S-3	BY54996	SW8270	7/13/2017	1	Nitrobenzene		ug/Kg	U	150	210
USB-1/S-3	BY54996	SW8270	7/13/2017	1	3-Nitroaniline		ug/Kg	U	830	420
USB-1/S-3	BY54996	SW8270	7/13/2017	1	3&4-Methylphenol (m&p-cresol)		ug/Kg	U	160	290
USB-1/S-3	BY54996	SW6010	7/14/2017	1	Sodium	502	mg/Kg	J	3.8	9
USB-2/S-2	BY54997	SW6010	7/14/2017	10	Iron	14100	mg/Kg	J	39	39
USB-2/S-2	BY54997	E160.3	7/11/2017	1	SOLIDS, PERCENT	84	%			
USB-2/S-2	BY54997	SW6010	7/14/2017	10	Aluminum	6920	mg/Kg		7.7	39
USB-2/S-2	BY54997	SW6010	7/14/2017	10	Manganese	161	mg/Kg		3.9	3.9
USB-2/S-2	BY54997	SW6010	7/14/2017	1	Lead	22.7	mg/Kg	J	0.39	0.8
USB-2/S-2	BY54997	SW6010	7/14/2017	1	Magnesium	2990	mg/Kg		3.9	3.9
USB-2/S-2	BY54997	SW6010	7/14/2017	1	Nickel	6.61	mg/Kg		0.39	0.39
USB-2/S-2	BY54997	SW6010	7/14/2017	1	Silver		mg/Kg	U	0.39	0.39
USB-2/S-2	BY54997	SW6010	7/14/2017	1	Thallium		mg/Kg	U	1.5	1.5
USB-2/S-2	BY54997	SW6010	7/14/2017	1	Antimony		mg/Kg	U	1.9	1.9
USB-2/S-2	BY54997	SW6010	7/14/2017	1	Arsenic	1.63	mg/Kg		0.77	0.77
USB-2/S-2	BY54997	SW6010	7/14/2017	1	Barium	28.8	mg/Kg		0.39	0.8
USB-2/S-2	BY54997	SW6010	7/14/2017	1	Beryllium	0.37	mg/Kg		0.15	0.31
USB-2/S-2	BY54997	SW6010	7/14/2017	1	Cadmium		mg/Kg	U	0.39	0.39
USB-2/S-2	BY54997	SW6010	7/14/2017	1	Chromium	92.0	mg/Kg		0.39	0.39
USB-2/S-2	BY54997	SW6010	7/14/2017	1	Cobalt	5.95	mg/Kg		0.39	0.39
USB-2/S-2	BY54997	SW6010	7/14/2017	1	Copper	16.4	mg/Kg		0.39	0.39
USB-2/S-2	BY54997	SW6010	7/14/2017	1	Vanadium	23.9	mg/Kg		0.39	0.39
USB-2/S-2	BY54997	SW6010	7/14/2017	1	Zinc	52.2	mg/Kg		0.39	0.8
USB-2/S-2	BY54997	SW6010	7/14/2017	1	Calcium	9410	mg/Kg	J	3.6	3.9
USB-2/S-2	BY54997	SW6010	7/14/2017	1	Selenium		mg/Kg	U	1.3	1.5
USB-2/S-2	BY54997	SW6010	7/14/2017	1	Potassium	1110	mg/Kg		3.0	8
USB-2/S-2	BY54997	SW7471	7/12/2017	1	Mercury		mg/Kg	U	0.02	0.03
USB-2/S-2	BY54997	SW8081	7/13/2017	2	Heptachlor epoxide		ug/Kg	U	7.9	7.9
USB-2/S-2	BY54997	SW8081	7/13/2017	2	Endosulfan sulfate		ug/Kg	U	7.9	7.9
USB-2/S-2	BY54997	SW8081	7/13/2017	2	Aldrin		ug/Kg	U	3.9	3.9
USB-2/S-2	BY54997	SW8081	7/13/2017	2	a-BHC		ug/Kg	U	7.9	7.9
USB-2/S-2	BY54997	SW8081	7/13/2017	2	b-BHC		ug/Kg	U	7.9	7.9
USB-2/S-2	BY54997	SW8081	7/13/2017	2	d-BHC		ug/Kg	U	7.9	7.9
USB-2/S-2	BY54997	SW8081	7/13/2017	2	Endosulfan II		ug/Kg	U	7.9	7.9
USB-2/S-2	BY54997	SW8081	7/13/2017	2	4,4' -DDT		ug/Kg	U	2.4	2.4
USB-2/S-2	BY54997	SW8081	7/13/2017	2	a-Chlordane		ug/Kg	U	3.9	3.9
USB-2/S-2	BY54997	SW8081	7/13/2017	2	g-Chlordane		ug/Kg	U	3.9	3.9

ANGELIC TEXTILE SERVICES
NEW YORK
DATA SUMMARY TABLE
SEDIMENT
SDG: GBY54991

Sample Name	Lab ID	Analytical Method	Analysis Date	Dilution Factor	Analyte	Result	Unit	Qualifier	MDL	RL
USB-2/S-2	BY54997	SW8081	7/13/2017	2	Endrin ketone		ug/Kg	U	7.9	7.9
USB-2/S-2	BY54997	SW8081	7/13/2017	2	Chlordane		ug/Kg	U	39	39
USB-2/S-2	BY54997	SW8081	7/13/2017	2	g-BHC		ug/Kg	U	1.6	1.6
USB-2/S-2	BY54997	SW8081	7/13/2017	2	Dieldrin		ug/Kg	U	3.9	3.9
USB-2/S-2	BY54997	SW8081	7/13/2017	2	Endrin		ug/Kg	U	7.9	7.9
USB-2/S-2	BY54997	SW8081	7/13/2017	2	Methoxychlor		ug/Kg	U	39	39
USB-2/S-2	BY54997	SW8081	7/13/2017	2	4,4' -DDD		ug/Kg	U	2.4	2.4
USB-2/S-2	BY54997	SW8081	7/13/2017	2	4,4' -DDE		ug/Kg	U	2.4	2.4
USB-2/S-2	BY54997	SW8081	7/13/2017	2	Endrin aldehyde		ug/Kg	U	7.9	7.9
USB-2/S-2	BY54997	SW8081	7/13/2017	2	Heptachlor		ug/Kg	U	7.9	7.9
USB-2/S-2	BY54997	SW8081	7/13/2017	2	Toxaphene		ug/Kg	U	160	160
USB-2/S-2	BY54997	SW8081	7/13/2017	2	Endosulfan I		ug/Kg	U	7.9	7.9
USB-2/S-2	BY54997	SW8082	7/13/2017	2	PCB-1260		ug/Kg	U	79	79
USB-2/S-2	BY54997	SW8082	7/13/2017	2	PCB-1254		ug/Kg	U	79	79
USB-2/S-2	BY54997	SW8082	7/13/2017	2	PCB-1268		ug/Kg	U	79	79
USB-2/S-2	BY54997	SW8082	7/13/2017	2	PCB-1221		ug/Kg	U	79	79
USB-2/S-2	BY54997	SW8082	7/13/2017	2	PCB-1232		ug/Kg	U	79	79
USB-2/S-2	BY54997	SW8082	7/13/2017	2	PCB-1248		ug/Kg	U	79	79
USB-2/S-2	BY54997	SW8082	7/13/2017	2	PCB-1016		ug/Kg	U	79	79
USB-2/S-2	BY54997	SW8082	7/13/2017	2	PCB-1262		ug/Kg	U	79	79
USB-2/S-2	BY54997	SW8082	7/13/2017	2	PCB-1242		ug/Kg	U	79	79
USB-2/S-2	BY54997	SW8260	7/12/2017	1	Ethylbenzene		ug/Kg	U	0.67	6.7
USB-2/S-2	BY54997	SW8260	7/12/2017	1	Styrene		ug/Kg	U	0.67	6.7
USB-2/S-2	BY54997	SW8260	7/12/2017	1	cis-1,3-Dichloropropene		ug/Kg	U	0.67	6.7
USB-2/S-2	BY54997	SW8260	7/12/2017	1	trans-1,3-Dichloropropene		ug/Kg	U	0.67	6.7
USB-2/S-2	BY54997	SW8260	7/12/2017	1	n-Propylbenzene		ug/Kg	U	1.3	6.7
USB-2/S-2	BY54997	SW8260	7/12/2017	1	n-Butylbenzene		ug/Kg	U	0.67	6.7
USB-2/S-2	BY54997	SW8260	7/12/2017	1	4-Chlorotoluene		ug/Kg	U	0.67	6.7
USB-2/S-2	BY54997	SW8260	7/12/2017	1	1,4-Dichlorobenzene		ug/Kg	U	0.67	6.7
USB-2/S-2	BY54997	SW8260	7/12/2017	1	1,2-Dibromoethane		ug/Kg	U	0.67	6.7
USB-2/S-2	BY54997	SW8260	7/12/2017	1	1,2-Dichloroethane		ug/Kg	U	0.67	6.7
USB-2/S-2	BY54997	SW8260	7/12/2017	1	Acrylonitrile		ug/Kg	U	1.3	13
USB-2/S-2	BY54997	SW8260	7/12/2017	1	4-Methyl-2-pentanone		ug/Kg	U	6.7	33
USB-2/S-2	BY54997	SW8260	7/12/2017	1	1,3,5-Trimethylbenzene		ug/Kg	U	0.67	6.7
USB-2/S-2	BY54997	SW8260	7/12/2017	1	Bromobenzene		ug/Kg	U	0.67	6.7
USB-2/S-2	BY54997	SW8260	7/12/2017	1	Toluene		ug/Kg	U	0.67	6.7
USB-2/S-2	BY54997	SW8260	7/12/2017	1	Chlorobenzene		ug/Kg	U	0.67	6.7

ANGELIC TEXTILE SERVICES
NEW YORK
DATA SUMMARY TABLE
SEDIMENT
SDG: GBY54991

Sample Name	Lab ID	Analytical Method	Analysis Date	Dilution Factor	Analyte	Result	Unit	Qualifier	MDL	RL
USB-2/S-2	BY54997	SW8260	7/12/2017	1	Tetrahydrofuran (THF)		ug/Kg	U	3.3	13
USB-2/S-2	BY54997	SW8260	7/12/2017	1	trans-1,4-dichloro-2-butene		ug/Kg	U	3.3	13
USB-2/S-2	BY54997	SW8260	7/12/2017	1	1,2,4-Trichlorobenzene		ug/Kg	U	1.3	6.7
USB-2/S-2	BY54997	SW8260	7/12/2017	1	Dibromochloromethane		ug/Kg	U	1.3	6.7
USB-2/S-2	BY54997	SW8260	7/12/2017	1	Tetrachloroethene		ug/Kg	U	1.3	6.7
USB-2/S-2	BY54997	SW8260	7/12/2017	1	sec-Butylbenzene		ug/Kg	U	0.67	6.7
USB-2/S-2	BY54997	SW8260	7/12/2017	1	1,3-Dichloropropane		ug/Kg	U	1.3	6.7
USB-2/S-2	BY54997	SW8260	7/12/2017	1	cis-1,2-Dichloroethene		ug/Kg	U	0.67	6.7
USB-2/S-2	BY54997	SW8260	7/12/2017	1	trans-1,2-Dichloroethene		ug/Kg	U	0.67	6.7
USB-2/S-2	BY54997	SW8260	7/12/2017	1	Methyl t-butyl ether (MTBE)		ug/Kg	U	1.3	13
USB-2/S-2	BY54997	SW8260	7/12/2017	1	m&p-Xylene		ug/Kg	U	1.3	6.7
USB-2/S-2	BY54997	SW8260	7/12/2017	1	2-Isopropyltoluene		ug/Kg	U	0.67	6.7
USB-2/S-2	BY54997	SW8260	7/12/2017	1	1,3-Dichlorobenzene		ug/Kg	U	0.67	6.7
USB-2/S-2	BY54997	SW8260	7/12/2017	1	Carbon tetrachloride		ug/Kg	U	1.3	6.7
USB-2/S-2	BY54997	SW8260	7/12/2017	1	1,1-Dichloropropene		ug/Kg	U	0.67	6.7
USB-2/S-2	BY54997	SW8260	7/12/2017	1	2-Hexanone		ug/Kg	U	6.7	33
USB-2/S-2	BY54997	SW8260	7/12/2017	1	2,2-Dichloropropane		ug/Kg	U	0.67	6.7
USB-2/S-2	BY54997	SW8260	7/12/2017	1	1,1,1,2-Tetrachloroethane		ug/Kg	U	1.3	6.7
USB-2/S-2	BY54997	SW8260	7/12/2017	1	Acetone	9.7	ug/Kg	J	6.7	33
USB-2/S-2	BY54997	SW8260	7/12/2017	1	Chloroform		ug/Kg	U	0.67	6.7
USB-2/S-2	BY54997	SW8260	7/12/2017	1	Benzene		ug/Kg	U	0.67	6.7
USB-2/S-2	BY54997	SW8260	7/12/2017	1	1,1,1-Trichloroethane		ug/Kg	U	0.67	6.7
USB-2/S-2	BY54997	SW8260	7/12/2017	1	Bromomethane		ug/Kg	U	2.7	6.7
USB-2/S-2	BY54997	SW8260	7/12/2017	1	Chloromethane		ug/Kg	U	1.3	6.7
USB-2/S-2	BY54997	SW8260	7/12/2017	1	Dibromomethane		ug/Kg	U	1.3	6.7
USB-2/S-2	BY54997	SW8260	7/12/2017	1	Bromochloromethane		ug/Kg	U	0.67	6.7
USB-2/S-2	BY54997	SW8260	7/12/2017	1	Chloroethane		ug/Kg	U	0.67	6.7
USB-2/S-2	BY54997	SW8260	7/12/2017	1	Vinyl chloride		ug/Kg	U	0.67	6.7
USB-2/S-2	BY54997	SW8260	7/12/2017	1	Methylene chloride		ug/Kg	U	6.7	6.7
USB-2/S-2	BY54997	SW8260	7/12/2017	1	Carbon Disulfide		ug/Kg	U	1.3	6.7
USB-2/S-2	BY54997	SW8260	7/12/2017	1	Bromoform		ug/Kg	U	1.3	6.7
USB-2/S-2	BY54997	SW8260	7/12/2017	1	Bromodichloromethane		ug/Kg	U	1.3	6.7
USB-2/S-2	BY54997	SW8260	7/12/2017	1	1,1-Dichloroethane		ug/Kg	U	1.3	6.7
USB-2/S-2	BY54997	SW8260	7/12/2017	1	1,1-Dichloroethene		ug/Kg	U	0.67	6.7
USB-2/S-2	BY54997	SW8260	7/12/2017	1	Trichlorofluoromethane		ug/Kg	U	1.3	6.7
USB-2/S-2	BY54997	SW8260	7/12/2017	1	Dichlorodifluoromethane		ug/Kg	U	0.67	6.7
USB-2/S-2	BY54997	SW8260	7/12/2017	1	Trichlorotrifluoroethane		ug/Kg	U	0.67	6.7

ANGELIC TEXTILE SERVICES
NEW YORK
DATA SUMMARY TABLE
SEDIMENT
SDG: GBY54991

Sample Name	Lab ID	Analytical Method	Analysis Date	Dilution Factor	Analyte	Result	Unit	Qualifier	MDL	RL
USB-2/S-2	BY54997	SW8260	7/12/2017	1	1,2-Dichloropropane		ug/Kg	U	1.3	6.7
USB-2/S-2	BY54997	SW8260	7/12/2017	1	Methyl Ethyl Ketone		ug/Kg	U	6.7	40
USB-2/S-2	BY54997	SW8260	7/12/2017	1	1,1,2-Trichloroethane		ug/Kg	U	1.3	6.7
USB-2/S-2	BY54997	SW8260	7/12/2017	1	Trichloroethene		ug/Kg	U	0.67	6.7
USB-2/S-2	BY54997	SW8260	7/12/2017	1	1,1,2,2-Tetrachloroethane		ug/Kg	U	1.3	6.7
USB-2/S-2	BY54997	SW8260	7/12/2017	1	1,2,3-Trichlorobenzene		ug/Kg	U	1.3	6.7
USB-2/S-2	BY54997	SW8260	7/12/2017	1	Hexachlorobutadiene		ug/Kg	U	0.67	6.7
USB-2/S-2	BY54997	SW8260	7/12/2017	1	Naphthalene		ug/Kg	U	1.3	6.7
USB-2/S-2	BY54997	SW8260	7/12/2017	1	o-Xylene		ug/Kg	U	1.3	6.7
USB-2/S-2	BY54997	SW8260	7/12/2017	1	2-Chlorotoluene		ug/Kg	U	1.3	6.7
USB-2/S-2	BY54997	SW8260	7/12/2017	1	1,2-Dichlorobenzene		ug/Kg	U	0.67	6.7
USB-2/S-2	BY54997	SW8260	7/12/2017	1	1,2,4-Trimethylbenzene		ug/Kg	U	0.67	6.7
USB-2/S-2	BY54997	SW8260	7/12/2017	1	1,2-Dibromo-3-chloropropane		ug/Kg	U	1.3	6.7
USB-2/S-2	BY54997	SW8260	7/12/2017	1	1,2,3-Trichloropropane		ug/Kg	U	0.67	6.7
USB-2/S-2	BY54997	SW8260	7/12/2017	1	tert-Butylbenzene		ug/Kg	U	0.67	6.7
USB-2/S-2	BY54997	SW8260	7/12/2017	1	Isopropylbenzene		ug/Kg	U	0.67	6.7
USB-2/S-2	BY54997	SW8260	7/12/2017	1	p-Isopropyltoluene		ug/Kg	U	0.67	6.7
USB-2/S-2	BY54997	SW8270	7/13/2017	1	4-Nitroaniline		ug/Kg	U	130	390
USB-2/S-2	BY54997	SW8270	7/13/2017	1	4-Nitrophenol		ug/Kg	U	180	390
USB-2/S-2	BY54997	SW8270	7/13/2017	1	4-Bromophenyl phenyl ether		ug/Kg	U	120	280
USB-2/S-2	BY54997	SW8270	7/13/2017	1	2,4-Dimethylphenol		ug/Kg	U	98	280
USB-2/S-2	BY54997	SW8270	7/13/2017	1	1,4-Dichlorobenzene		ug/Kg	U	120	280
USB-2/S-2	BY54997	SW8270	7/13/2017	1	4-Chloroaniline		ug/Kg	U	180	320
USB-2/S-2	BY54997	SW8270	7/13/2017	1	Phenol		ug/Kg	U	130	280
USB-2/S-2	BY54997	SW8270	7/13/2017	1	Pyridine		ug/Kg	U	97	280
USB-2/S-2	BY54997	SW8270	7/13/2017	1	Bis(2-chloroethyl)ether		ug/Kg	U	110	200
USB-2/S-2	BY54997	SW8270	7/13/2017	1	Bis(2-chloroethoxy)methane		ug/Kg	U	110	280
USB-2/S-2	BY54997	SW8270	7/13/2017	1	Bis(2-ethylhexyl)phthalate		ug/Kg	U	110	280
USB-2/S-2	BY54997	SW8270	7/13/2017	1	Di-n-octylphthalate		ug/Kg	U	100	280
USB-2/S-2	BY54997	SW8270	7/13/2017	1	Hexachlorobenzene		ug/Kg	U	120	200
USB-2/S-2	BY54997	SW8270	7/13/2017	1	Anthracene		ug/Kg	U	130	280
USB-2/S-2	BY54997	SW8270	7/13/2017	1	1,2,4-Trichlorobenzene		ug/Kg	U	120	280
USB-2/S-2	BY54997	SW8270	7/13/2017	1	2,4-Dichlorophenol		ug/Kg	U	140	200
USB-2/S-2	BY54997	SW8270	7/13/2017	1	2,4-Dinitrotoluene		ug/Kg	U	160	200
USB-2/S-2	BY54997	SW8270	7/13/2017	1	1,2-Diphenylhydrazine		ug/Kg	U	130	280
USB-2/S-2	BY54997	SW8270	7/13/2017	1	Pyrene	680	ug/Kg		140	280
USB-2/S-2	BY54997	SW8270	7/13/2017	1	Dimethylphthalate		ug/Kg	U	120	280

ANGELIC TEXTILE SERVICES
NEW YORK
DATA SUMMARY TABLE
SEDIMENT
SDG: GBY54991

Sample Name	Lab ID	Analytical Method	Analysis Date	Dilution Factor	Analyte	Result	Unit	Qualifier	MDL	RL
USB-2/S-2	BY54997	SW8270	7/13/2017	1	Dibenzofuran		ug/Kg	U	120	280
USB-2/S-2	BY54997	SW8270	7/13/2017	1	Benzo(ghi)perylene	270	ug/Kg	J	130	280
USB-2/S-2	BY54997	SW8270	7/13/2017	1	Indeno(1,2,3-cd)pyrene	270	ug/Kg	J	130	280
USB-2/S-2	BY54997	SW8270	7/13/2017	1	Benzo(b)fluoranthene	290	ug/Kg		140	280
USB-2/S-2	BY54997	SW8270	7/13/2017	1	Fluoranthene	710	ug/Kg		130	280
USB-2/S-2	BY54997	SW8270	7/13/2017	1	Benzo(k)fluoranthene	310	ug/Kg		130	280
USB-2/S-2	BY54997	SW8270	7/13/2017	1	Acenaphthylene		ug/Kg	U	110	280
USB-2/S-2	BY54997	SW8270	7/13/2017	1	Chrysene	390	ug/Kg		130	280
USB-2/S-2	BY54997	SW8270	7/13/2017	1	Bis(2-chloroisopropyl)ether		ug/Kg	U	110	280
USB-2/S-2	BY54997	SW8270	7/13/2017	1	Benzo(a)pyrene	340	ug/Kg		130	200
USB-2/S-2	BY54997	SW8270	7/13/2017	1	2,4-Dinitrophenol		ug/Kg	UJ	280	280
USB-2/S-2	BY54997	SW8270	7/13/2017	1	4,6-Dinitro-2-methylphenol		ug/Kg	U	79	240
USB-2/S-2	BY54997	SW8270	7/13/2017	1	Dibenz(a,h)anthracene		ug/Kg	U	130	200
USB-2/S-2	BY54997	SW8270	7/13/2017	1	1,3-Dichlorobenzene		ug/Kg	U	120	280
USB-2/S-2	BY54997	SW8270	7/13/2017	1	Benz(a)anthracene	340	ug/Kg		130	280
USB-2/S-2	BY54997	SW8270	7/13/2017	1	4-Chloro-3-methylphenol		ug/Kg	U	140	280
USB-2/S-2	BY54997	SW8270	7/13/2017	1	2,6-Dinitrotoluene		ug/Kg	U	120	200
USB-2/S-2	BY54997	SW8270	7/13/2017	1	N-Nitrosodi-n-propylamine		ug/Kg	U	130	200
USB-2/S-2	BY54997	SW8270	7/13/2017	1	Aniline		ug/Kg	U	320	320
USB-2/S-2	BY54997	SW8270	7/13/2017	1	N-Nitrosodimethylamine		ug/Kg	U	110	280
USB-2/S-2	BY54997	SW8270	7/13/2017	1	Benzoic acid		ug/Kg	R	790	2000
USB-2/S-2	BY54997	SW8270	7/13/2017	1	Hexachloroethane		ug/Kg	U	120	200
USB-2/S-2	BY54997	SW8270	7/13/2017	1	4-Chlorophenyl phenyl ether		ug/Kg	U	130	280
USB-2/S-2	BY54997	SW8270	7/13/2017	1	Hexachlorocyclopentadiene		ug/Kg	U	120	280
USB-2/S-2	BY54997	SW8270	7/13/2017	1	Isophorone		ug/Kg	U	110	200
USB-2/S-2	BY54997	SW8270	7/13/2017	1	Pentachloronitrobenzene		ug/Kg	U	150	280
USB-2/S-2	BY54997	SW8270	7/13/2017	1	Acenaphthene		ug/Kg	U	120	280
USB-2/S-2	BY54997	SW8270	7/13/2017	1	Diethyl phthalate		ug/Kg	U	120	280
USB-2/S-2	BY54997	SW8270	7/13/2017	1	Di-n-butylphthalate		ug/Kg	U	110	280
USB-2/S-2	BY54997	SW8270	7/13/2017	1	Phenanthrene	370	ug/Kg		110	280
USB-2/S-2	BY54997	SW8270	7/13/2017	1	Benzyl butyl phthalate		ug/Kg	U	100	280
USB-2/S-2	BY54997	SW8270	7/13/2017	1	N-Nitrosodiphenylamine		ug/Kg	U	150	280
USB-2/S-2	BY54997	SW8270	7/13/2017	1	Fluorene		ug/Kg	U	130	280
USB-2/S-2	BY54997	SW8270	7/13/2017	1	Carbazole		ug/Kg	U	160	200
USB-2/S-2	BY54997	SW8270	7/13/2017	1	Hexachlorobutadiene		ug/Kg	U	140	280
USB-2/S-2	BY54997	SW8270	7/13/2017	1	Pentachlorophenol		ug/Kg	U	150	240
USB-2/S-2	BY54997	SW8270	7/13/2017	1	2,4,6-Trichlorophenol		ug/Kg	U	130	200

ANGELIC TEXTILE SERVICES
NEW YORK
DATA SUMMARY TABLE
SEDIMENT
SDG: GBY54991

Sample Name	Lab ID	Analytical Method	Analysis Date	Dilution Factor	Analyte	Result	Unit	Qualifier	MDL	RL
USB-2/S-2	BY54997	SW8270	7/13/2017	1	2-Nitroaniline		ug/Kg	U	280	280
USB-2/S-2	BY54997	SW8270	7/13/2017	1	2-Nitrophenol		ug/Kg	U	250	280
USB-2/S-2	BY54997	SW8270	7/13/2017	1	Naphthalene		ug/Kg	U	110	280
USB-2/S-2	BY54997	SW8270	7/13/2017	1	2-Methylnaphthalene		ug/Kg	U	120	280
USB-2/S-2	BY54997	SW8270	7/13/2017	1	2-Chloronaphthalene		ug/Kg	U	110	280
USB-2/S-2	BY54997	SW8270	7/13/2017	1	3,3'-Dichlorobenzidine		ug/Kg	U	190	200
USB-2/S-2	BY54997	SW8270	7/13/2017	1	Benzidine		ug/Kg	UJ	230	390
USB-2/S-2	BY54997	SW8270	7/13/2017	1	2-Methylphenol (o-cresol)		ug/Kg	U	190	280
USB-2/S-2	BY54997	SW8270	7/13/2017	1	1,2-Dichlorobenzene		ug/Kg	U	110	280
USB-2/S-2	BY54997	SW8270	7/13/2017	1	2-Chlorophenol		ug/Kg	U	110	280
USB-2/S-2	BY54997	SW8270	7/13/2017	1	1,2,4,5-Tetrachlorobenzene		ug/Kg	U	140	280
USB-2/S-2	BY54997	SW8270	7/13/2017	1	2,4,5-Trichlorophenol		ug/Kg	U	220	280
USB-2/S-2	BY54997	SW8270	7/13/2017	1	Acetophenone		ug/Kg	U	120	280
USB-2/S-2	BY54997	SW8270	7/13/2017	1	Nitrobenzene		ug/Kg	U	140	200
USB-2/S-2	BY54997	SW8270	7/13/2017	1	3-Nitroaniline		ug/Kg	U	790	390
USB-2/S-2	BY54997	SW8270	7/13/2017	1	3&4-Methylphenol (m&p-cresol)		ug/Kg	U	160	280
USB-2/S-2	BY54997	SW6010	7/14/2017	1	Sodium	824	mg/Kg	J	3.3	8
USB-2/S-3A	BY54998	SW6010	7/14/2017	10	Iron	15800	mg/Kg		41	41
USB-2/S-3A	BY54998	E160.3	7/11/2017	1	SOLIDS, PERCENT	82	%			
USB-2/S-3A	BY54998	SW6010	7/14/2017	10	Aluminum	7820	mg/Kg		8.2	41
USB-2/S-3A	BY54998	SW6010	7/14/2017	10	Potassium	1130	mg/Kg	J	32	82
USB-2/S-3A	BY54998	SW6010	7/14/2017	1	Magnesium	2570	mg/Kg		4.1	4.1
USB-2/S-3A	BY54998	SW6010	7/14/2017	1	Manganese	143	mg/Kg		0.41	0.41
USB-2/S-3A	BY54998	SW6010	7/14/2017	1	Nickel	6.65	mg/Kg		0.41	0.41
USB-2/S-3A	BY54998	SW6010	7/14/2017	1	Silver		mg/Kg	U	0.41	0.41
USB-2/S-3A	BY54998	SW6010	7/14/2017	1	Barium	19.8	mg/Kg		0.41	0.8
USB-2/S-3A	BY54998	SW6010	7/14/2017	1	Beryllium	0.44	mg/Kg		0.16	0.33
USB-2/S-3A	BY54998	SW6010	7/14/2017	1	Cadmium		mg/Kg	U	0.41	0.41
USB-2/S-3A	BY54998	SW6010	7/14/2017	1	Chromium	9.23	mg/Kg		0.41	0.41
USB-2/S-3A	BY54998	SW6010	7/14/2017	1	Cobalt	6.01	mg/Kg		0.41	0.41
USB-2/S-3A	BY54998	SW6010	7/14/2017	1	Copper	7.32	mg/Kg		0.41	0.41
USB-2/S-3A	BY54998	SW6010	7/14/2017	1	Vanadium	27.6	mg/Kg		0.41	0.41
USB-2/S-3A	BY54998	SW6010	7/14/2017	1	Zinc	34.4	mg/Kg		0.41	0.8
USB-2/S-3A	BY54998	SW6010	7/14/2017	1	Calcium	5610	mg/Kg	J	3.8	4.1
USB-2/S-3A	BY54998	SW6010	7/14/2017	1	Lead	1.1	mg/Kg		0.41	0.8
USB-2/S-3A	BY54998	SW6010	7/14/2017	1	Sodium	614	mg/Kg	J	3.5	8
USB-2/S-3A	BY54998	SW6010	7/14/2017	1	Thallium		mg/Kg	U	1.6	1.6

ANGELIC TEXTILE SERVICES
NEW YORK
DATA SUMMARY TABLE
SEDIMENT
SDG: GBY54991

Sample Name	Lab ID	Analytical Method	Analysis Date	Dilution Factor	Analyte	Result	Unit	Qualifier	MDL	RL
USB-2/S-3A	BY54998	SW6010	7/14/2017	1	Antimony		mg/Kg	U	2.1	2.1
USB-2/S-3A	BY54998	SW6010	7/14/2017	1	Arsenic	1.81	mg/Kg		0.82	0.82
USB-2/S-3A	BY54998	SW6010	7/14/2017	1	Selenium		mg/Kg	U	1.4	1.6
USB-2/S-3A	BY54998	SW7471	7/12/2017	1	Mercury		mg/Kg	U	0.02	0.03
USB-2/S-3A	BY54998	SW8081	7/14/2017	2	Heptachlor epoxide		ug/Kg	U	8.1	8.1
USB-2/S-3A	BY54998	SW8081	7/14/2017	2	Endosulfan sulfate		ug/Kg	U	8.1	8.1
USB-2/S-3A	BY54998	SW8081	7/14/2017	2	Aldrin		ug/Kg	U	4.0	4.0
USB-2/S-3A	BY54998	SW8081	7/14/2017	2	a-BHC		ug/Kg	U	8.1	8.1
USB-2/S-3A	BY54998	SW8081	7/14/2017	2	b-BHC		ug/Kg	U	8.1	8.1
USB-2/S-3A	BY54998	SW8081	7/14/2017	2	d-BHC		ug/Kg	U	8.1	8.1
USB-2/S-3A	BY54998	SW8081	7/14/2017	2	Endosulfan II		ug/Kg	U	8.1	8.1
USB-2/S-3A	BY54998	SW8081	7/14/2017	2	4,4' -DDT		ug/Kg	U	2.4	2.4
USB-2/S-3A	BY54998	SW8081	7/14/2017	2	a-Chlordane		ug/Kg	U	4.0	4.0
USB-2/S-3A	BY54998	SW8081	7/14/2017	2	g-Chlordane		ug/Kg	U	4.0	4.0
USB-2/S-3A	BY54998	SW8081	7/14/2017	2	Endrin ketone		ug/Kg	U	8.1	8.1
USB-2/S-3A	BY54998	SW8081	7/14/2017	2	Chlordane		ug/Kg	U	40	40
USB-2/S-3A	BY54998	SW8081	7/14/2017	2	g-BHC		ug/Kg	U	1.6	1.6
USB-2/S-3A	BY54998	SW8081	7/14/2017	2	Dieldrin		ug/Kg	U	4.0	4.0
USB-2/S-3A	BY54998	SW8081	7/14/2017	2	Endrin		ug/Kg	U	8.1	8.1
USB-2/S-3A	BY54998	SW8081	7/14/2017	2	Methoxychlor		ug/Kg	U	40	40
USB-2/S-3A	BY54998	SW8081	7/14/2017	2	4,4' -DDD		ug/Kg	U	2.4	2.4
USB-2/S-3A	BY54998	SW8081	7/14/2017	2	4,4' -DDE		ug/Kg	U	2.4	2.4
USB-2/S-3A	BY54998	SW8081	7/14/2017	2	Endrin aldehyde		ug/Kg	U	8.1	8.1
USB-2/S-3A	BY54998	SW8081	7/14/2017	2	Heptachlor		ug/Kg	U	8.1	8.1
USB-2/S-3A	BY54998	SW8081	7/14/2017	2	Toxaphene		ug/Kg	U	160	160
USB-2/S-3A	BY54998	SW8081	7/14/2017	2	Endosulfan I		ug/Kg	U	8.1	8.1
USB-2/S-3A	BY54998	SW8082	7/14/2017	2	PCB-1260		ug/Kg	U	81	81
USB-2/S-3A	BY54998	SW8082	7/14/2017	2	PCB-1254		ug/Kg	U	81	81
USB-2/S-3A	BY54998	SW8082	7/14/2017	2	PCB-1268		ug/Kg	U	81	81
USB-2/S-3A	BY54998	SW8082	7/14/2017	2	PCB-1221		ug/Kg	U	81	81
USB-2/S-3A	BY54998	SW8082	7/14/2017	2	PCB-1232		ug/Kg	U	81	81
USB-2/S-3A	BY54998	SW8082	7/14/2017	2	PCB-1248		ug/Kg	U	81	81
USB-2/S-3A	BY54998	SW8082	7/14/2017	2	PCB-1016		ug/Kg	U	81	81
USB-2/S-3A	BY54998	SW8082	7/14/2017	2	PCB-1262		ug/Kg	U	81	81
USB-2/S-3A	BY54998	SW8082	7/14/2017	2	PCB-1242		ug/Kg	U	81	81
USB-2/S-3A	BY54998	SW8260	7/12/2017	1	Ethylbenzene		ug/Kg	U	0.62	6.2
USB-2/S-3A	BY54998	SW8260	7/12/2017	1	Styrene		ug/Kg	U	0.62	6.2

ANGELIC TEXTILE SERVICES
NEW YORK
DATA SUMMARY TABLE
SEDIMENT
SDG: GBY54991

Sample Name	Lab ID	Analytical Method	Analysis Date	Dilution Factor	Analyte	Result	Unit	Qualifier	MDL	RL
USB-2/S-3A	BY54998	SW8260	7/12/2017	1	cis-1,3-Dichloropropene		ug/Kg	U	0.62	6.2
USB-2/S-3A	BY54998	SW8260	7/12/2017	1	trans-1,3-Dichloropropene		ug/Kg	U	0.62	6.2
USB-2/S-3A	BY54998	SW8260	7/12/2017	1	n-Propylbenzene		ug/Kg	U	1.2	6.2
USB-2/S-3A	BY54998	SW8260	7/12/2017	1	n-Butylbenzene		ug/Kg	U	0.62	6.2
USB-2/S-3A	BY54998	SW8260	7/12/2017	1	4-Chlorotoluene		ug/Kg	U	0.62	6.2
USB-2/S-3A	BY54998	SW8260	7/12/2017	1	1,4-Dichlorobenzene		ug/Kg	U	0.62	6.2
USB-2/S-3A	BY54998	SW8260	7/12/2017	1	1,2-Dibromoethane		ug/Kg	U	0.62	6.2
USB-2/S-3A	BY54998	SW8260	7/12/2017	1	1,2-Dichloroethane		ug/Kg	U	0.62	6.2
USB-2/S-3A	BY54998	SW8260	7/12/2017	1	Acrylonitrile		ug/Kg	U	1.2	12
USB-2/S-3A	BY54998	SW8260	7/12/2017	1	4-Methyl-2-pentanone		ug/Kg	U	6.2	31
USB-2/S-3A	BY54998	SW8260	7/12/2017	1	1,3,5-Trimethylbenzene		ug/Kg	U	0.62	6.2
USB-2/S-3A	BY54998	SW8260	7/12/2017	1	Bromobenzene		ug/Kg	U	0.62	6.2
USB-2/S-3A	BY54998	SW8260	7/12/2017	1	Toluene		ug/Kg	U	0.62	6.2
USB-2/S-3A	BY54998	SW8260	7/12/2017	1	Chlorobenzene		ug/Kg	U	0.62	6.2
USB-2/S-3A	BY54998	SW8260	7/12/2017	1	Tetrahydrofuran (THF)		ug/Kg	U	3.1	12
USB-2/S-3A	BY54998	SW8260	7/12/2017	1	trans-1,4-dichloro-2-butene		ug/Kg	U	3.1	12
USB-2/S-3A	BY54998	SW8260	7/12/2017	1	1,2,4-Trichlorobenzene		ug/Kg	U	1.2	6.2
USB-2/S-3A	BY54998	SW8260	7/12/2017	1	Dibromochloromethane		ug/Kg	U	1.2	6.2
USB-2/S-3A	BY54998	SW8260	7/12/2017	1	Tetrachloroethene		ug/Kg	U	1.2	6.2
USB-2/S-3A	BY54998	SW8260	7/12/2017	1	sec-Butylbenzene		ug/Kg	U	0.62	6.2
USB-2/S-3A	BY54998	SW8260	7/12/2017	1	1,3-Dichloropropane		ug/Kg	U	1.2	6.2
USB-2/S-3A	BY54998	SW8260	7/12/2017	1	cis-1,2-Dichloroethene		ug/Kg	U	0.62	6.2
USB-2/S-3A	BY54998	SW8260	7/12/2017	1	trans-1,2-Dichloroethene		ug/Kg	U	0.62	6.2
USB-2/S-3A	BY54998	SW8260	7/12/2017	1	Methyl t-butyl ether (MTBE)		ug/Kg	U	1.2	12
USB-2/S-3A	BY54998	SW8260	7/12/2017	1	m&p-Xylene		ug/Kg	U	1.2	6.2
USB-2/S-3A	BY54998	SW8260	7/12/2017	1	2-Isopropyltoluene		ug/Kg	U	0.62	6.2
USB-2/S-3A	BY54998	SW8260	7/12/2017	1	1,3-Dichlorobenzene		ug/Kg	U	0.62	6.2
USB-2/S-3A	BY54998	SW8260	7/12/2017	1	Carbon tetrachloride		ug/Kg	U	1.2	6.2
USB-2/S-3A	BY54998	SW8260	7/12/2017	1	1,1-Dichloropropene		ug/Kg	U	0.62	6.2
USB-2/S-3A	BY54998	SW8260	7/12/2017	1	2-Hexanone		ug/Kg	U	6.2	31
USB-2/S-3A	BY54998	SW8260	7/12/2017	1	2,2-Dichloropropane		ug/Kg	U	0.62	6.2
USB-2/S-3A	BY54998	SW8260	7/12/2017	1	1,1,1,2-Tetrachloroethane		ug/Kg	U	1.2	6.2
USB-2/S-3A	BY54998	SW8260	7/12/2017	1	Acetone	16	ug/Kg	J	6.2	31
USB-2/S-3A	BY54998	SW8260	7/12/2017	1	Chloroform		ug/Kg	U	0.62	6.2
USB-2/S-3A	BY54998	SW8260	7/12/2017	1	Benzene		ug/Kg	U	0.62	6.2
USB-2/S-3A	BY54998	SW8260	7/12/2017	1	1,1,1-Trichloroethane		ug/Kg	U	0.62	6.2
USB-2/S-3A	BY54998	SW8260	7/12/2017	1	Bromomethane		ug/Kg	U	2.5	6.2

ANGELIC TEXTILE SERVICES
NEW YORK
DATA SUMMARY TABLE
SEDIMENT
SDG: GBY54991

Sample Name	Lab ID	Analytical Method	Analysis Date	Dilution Factor	Analyte	Result	Unit	Qualifier	MDL	RL
USB-2/S-3A	BY54998	SW8260	7/12/2017	1	Chloromethane		ug/Kg	U	1.2	6.2
USB-2/S-3A	BY54998	SW8260	7/12/2017	1	Dibromomethane		ug/Kg	U	1.2	6.2
USB-2/S-3A	BY54998	SW8260	7/12/2017	1	Bromochloromethane		ug/Kg	U	0.62	6.2
USB-2/S-3A	BY54998	SW8260	7/12/2017	1	Chloroethane		ug/Kg	UJ	0.62	6.2
USB-2/S-3A	BY54998	SW8260	7/12/2017	1	Vinyl chloride		ug/Kg	U	0.62	6.2
USB-2/S-3A	BY54998	SW8260	7/12/2017	1	Methylene chloride		ug/Kg	U	6.2	6.2
USB-2/S-3A	BY54998	SW8260	7/12/2017	1	Carbon Disulfide	2.5	ug/Kg	J	1.2	6.2
USB-2/S-3A	BY54998	SW8260	7/12/2017	1	Bromoform		ug/Kg	U	1.2	6.2
USB-2/S-3A	BY54998	SW8260	7/12/2017	1	Bromodichloromethane		ug/Kg	U	1.2	6.2
USB-2/S-3A	BY54998	SW8260	7/12/2017	1	1,1-Dichloroethane		ug/Kg	U	1.2	6.2
USB-2/S-3A	BY54998	SW8260	7/12/2017	1	1,1-Dichloroethene		ug/Kg	U	0.62	6.2
USB-2/S-3A	BY54998	SW8260	7/12/2017	1	Trichlorofluoromethane		ug/Kg	UJ	1.2	6.2
USB-2/S-3A	BY54998	SW8260	7/12/2017	1	Dichlorodifluoromethane		ug/Kg	U	0.62	6.2
USB-2/S-3A	BY54998	SW8260	7/12/2017	1	Trichlorotrifluoroethane		ug/Kg	U	0.62	6.2
USB-2/S-3A	BY54998	SW8260	7/12/2017	1	1,2-Dichloropropane		ug/Kg	U	1.2	6.2
USB-2/S-3A	BY54998	SW8260	7/12/2017	1	Methyl Ethyl Ketone		ug/Kg	U	6.2	37
USB-2/S-3A	BY54998	SW8260	7/12/2017	1	1,1,2-Trichloroethane		ug/Kg	U	1.2	6.2
USB-2/S-3A	BY54998	SW8260	7/12/2017	1	Trichloroethene		ug/Kg	U	0.62	6.2
USB-2/S-3A	BY54998	SW8260	7/12/2017	1	1,1,2,2-Tetrachloroethane		ug/Kg	U	1.2	6.2
USB-2/S-3A	BY54998	SW8260	7/12/2017	1	1,2,3-Trichlorobenzene		ug/Kg	U	1.2	6.2
USB-2/S-3A	BY54998	SW8260	7/12/2017	1	Hexachlorobutadiene		ug/Kg	U	0.62	6.2
USB-2/S-3A	BY54998	SW8260	7/12/2017	1	Naphthalene		ug/Kg	U	1.2	6.2
USB-2/S-3A	BY54998	SW8260	7/12/2017	1	o-Xylene		ug/Kg	U	1.2	6.2
USB-2/S-3A	BY54998	SW8260	7/12/2017	1	2-Chlorotoluene		ug/Kg	U	1.2	6.2
USB-2/S-3A	BY54998	SW8260	7/12/2017	1	1,2-Dichlorobenzene		ug/Kg	U	0.62	6.2
USB-2/S-3A	BY54998	SW8260	7/12/2017	1	1,2,4-Trimethylbenzene		ug/Kg	U	0.62	6.2
USB-2/S-3A	BY54998	SW8260	7/12/2017	1	1,2-Dibromo-3-chloropropane		ug/Kg	U	1.2	6.2
USB-2/S-3A	BY54998	SW8260	7/12/2017	1	1,2,3-Trichloropropane		ug/Kg	U	0.62	6.2
USB-2/S-3A	BY54998	SW8260	7/12/2017	1	tert-Butylbenzene		ug/Kg	U	0.62	6.2
USB-2/S-3A	BY54998	SW8260	7/12/2017	1	Isopropylbenzene		ug/Kg	U	0.62	6.2
USB-2/S-3A	BY54998	SW8260	7/12/2017	1	p-Isopropyltoluene		ug/Kg	U	0.62	6.2
USB-2/S-3A	BY54998	SW8270	7/12/2017	1	4-Nitroaniline		ug/Kg	U	130	400
USB-2/S-3A	BY54998	SW8270	7/12/2017	1	4-Nitrophenol		ug/Kg	U	180	400
USB-2/S-3A	BY54998	SW8270	7/12/2017	1	4-Bromophenyl phenyl ether		ug/Kg	U	120	280
USB-2/S-3A	BY54998	SW8270	7/12/2017	1	2,4-Dimethylphenol		ug/Kg	U	99	280
USB-2/S-3A	BY54998	SW8270	7/12/2017	1	1,4-Dichlorobenzene		ug/Kg	U	120	280
USB-2/S-3A	BY54998	SW8270	7/12/2017	1	4-Chloroaniline		ug/Kg	U	190	320

ANGELIC TEXTILE SERVICES
NEW YORK
DATA SUMMARY TABLE
SEDIMENT
SDG: GBY54991

Sample Name	Lab ID	Analytical Method	Analysis Date	Dilution Factor	Analyte	Result	Unit	Qualifier	MDL	RL
USB-2/S-3A	BY54998	SW8270	7/12/2017	1	Phenol		ug/Kg	U	130	280
USB-2/S-3A	BY54998	SW8270	7/12/2017	1	Pyridine		ug/Kg	U	98	280
USB-2/S-3A	BY54998	SW8270	7/12/2017	1	Bis(2-chloroethyl)ether		ug/Kg	U	110	200
USB-2/S-3A	BY54998	SW8270	7/12/2017	1	Bis(2-chloroethoxy)methane		ug/Kg	U	110	280
USB-2/S-3A	BY54998	SW8270	7/12/2017	1	Bis(2-ethylhexyl)phthalate		ug/Kg	U	110	280
USB-2/S-3A	BY54998	SW8270	7/12/2017	1	Di-n-octylphthalate		ug/Kg	U	100	280
USB-2/S-3A	BY54998	SW8270	7/12/2017	1	Hexachlorobenzene		ug/Kg	U	120	200
USB-2/S-3A	BY54998	SW8270	7/12/2017	1	Anthracene		ug/Kg	U	130	280
USB-2/S-3A	BY54998	SW8270	7/12/2017	1	1,2,4-Trichlorobenzene		ug/Kg	U	120	280
USB-2/S-3A	BY54998	SW8270	7/12/2017	1	2,4-Dichlorophenol		ug/Kg	U	140	200
USB-2/S-3A	BY54998	SW8270	7/12/2017	1	2,4-Dinitrotoluene		ug/Kg	U	160	200
USB-2/S-3A	BY54998	SW8270	7/12/2017	1	1,2-Diphenylhydrazine		ug/Kg	U	130	280
USB-2/S-3A	BY54998	SW8270	7/12/2017	1	Pyrene		ug/Kg	U	140	280
USB-2/S-3A	BY54998	SW8270	7/12/2017	1	Dimethylphthalate		ug/Kg	U	120	280
USB-2/S-3A	BY54998	SW8270	7/12/2017	1	Dibenzofuran		ug/Kg	U	120	280
USB-2/S-3A	BY54998	SW8270	7/12/2017	1	Benzo(ghi)perylene		ug/Kg	U	130	280
USB-2/S-3A	BY54998	SW8270	7/12/2017	1	Indeno(1,2,3-cd)pyrene		ug/Kg	U	130	280
USB-2/S-3A	BY54998	SW8270	7/12/2017	1	Benzo(b)fluoranthene		ug/Kg	U	140	280
USB-2/S-3A	BY54998	SW8270	7/12/2017	1	Fluoranthene		ug/Kg	U	130	280
USB-2/S-3A	BY54998	SW8270	7/12/2017	1	Benzo(k)fluoranthene		ug/Kg	U	130	280
USB-2/S-3A	BY54998	SW8270	7/12/2017	1	Acenaphthylene		ug/Kg	U	110	280
USB-2/S-3A	BY54998	SW8270	7/12/2017	1	Chrysene		ug/Kg	U	130	280
USB-2/S-3A	BY54998	SW8270	7/12/2017	1	Bis(2-chloroisopropyl)ether		ug/Kg	U	110	280
USB-2/S-3A	BY54998	SW8270	7/12/2017	1	Benzo(a)pyrene		ug/Kg	U	130	200
USB-2/S-3A	BY54998	SW8270	7/12/2017	1	2,4-Dinitrophenol		ug/Kg	UJ	280	280
USB-2/S-3A	BY54998	SW8270	7/12/2017	1	4,6-Dinitro-2-methylphenol		ug/Kg	U	80	240
USB-2/S-3A	BY54998	SW8270	7/12/2017	1	Dibenz(a,h)anthracene		ug/Kg	U	130	200
USB-2/S-3A	BY54998	SW8270	7/12/2017	1	1,3-Dichlorobenzene		ug/Kg	U	120	280
USB-2/S-3A	BY54998	SW8270	7/12/2017	1	Benz(a)anthracene		ug/Kg	U	130	280
USB-2/S-3A	BY54998	SW8270	7/12/2017	1	4-Chloro-3-methylphenol		ug/Kg	U	140	280
USB-2/S-3A	BY54998	SW8270	7/12/2017	1	2,6-Dinitrotoluene		ug/Kg	U	130	200
USB-2/S-3A	BY54998	SW8270	7/12/2017	1	N-Nitrosodi-n-propylamine		ug/Kg	U	130	200
USB-2/S-3A	BY54998	SW8270	7/12/2017	1	Aniline		ug/Kg	U	320	320
USB-2/S-3A	BY54998	SW8270	7/12/2017	1	N-Nitrosodimethylamine		ug/Kg	U	110	280
USB-2/S-3A	BY54998	SW8270	7/12/2017	1	Benzoic acid		ug/Kg	R	800	2000
USB-2/S-3A	BY54998	SW8270	7/12/2017	1	Hexachloroethane		ug/Kg	U	120	200
USB-2/S-3A	BY54998	SW8270	7/12/2017	1	4-Chlorophenyl phenyl ether		ug/Kg	U	130	280

ANGELIC TEXTILE SERVICES
NEW YORK
DATA SUMMARY TABLE
SEDIMENT
SDG: GBY54991

Sample Name	Lab ID	Analytical Method	Analysis Date	Dilution Factor	Analyte	Result	Unit	Qualifier	MDL	RL
USB-2/S-3A	BY54998	SW8270	7/12/2017	1	Hexachlorocyclopentadiene		ug/Kg	UJ	120	280
USB-2/S-3A	BY54998	SW8270	7/12/2017	1	Isophorone		ug/Kg	U	110	200
USB-2/S-3A	BY54998	SW8270	7/12/2017	1	Pentachloronitrobenzene		ug/Kg	U	150	280
USB-2/S-3A	BY54998	SW8270	7/12/2017	1	Acenaphthene		ug/Kg	U	120	280
USB-2/S-3A	BY54998	SW8270	7/12/2017	1	Diethyl phthalate		ug/Kg	U	130	280
USB-2/S-3A	BY54998	SW8270	7/12/2017	1	Di-n-butylphthalate		ug/Kg	U	110	280
USB-2/S-3A	BY54998	SW8270	7/12/2017	1	Phenanthrene		ug/Kg	U	110	280
USB-2/S-3A	BY54998	SW8270	7/12/2017	1	Benzyl butyl phthalate		ug/Kg	U	100	280
USB-2/S-3A	BY54998	SW8270	7/12/2017	1	N-Nitrosodiphenylamine		ug/Kg	U	150	280
USB-2/S-3A	BY54998	SW8270	7/12/2017	1	Fluorene		ug/Kg	U	130	280
USB-2/S-3A	BY54998	SW8270	7/12/2017	1	Carbazole		ug/Kg	U	160	200
USB-2/S-3A	BY54998	SW8270	7/12/2017	1	Hexachlorobutadiene		ug/Kg	U	140	280
USB-2/S-3A	BY54998	SW8270	7/12/2017	1	Pentachlorophenol		ug/Kg	U	150	240
USB-2/S-3A	BY54998	SW8270	7/12/2017	1	2,4,6-Trichlorophenol		ug/Kg	U	130	200
USB-2/S-3A	BY54998	SW8270	7/12/2017	1	2-Nitroaniline		ug/Kg	U	280	280
USB-2/S-3A	BY54998	SW8270	7/12/2017	1	2-Nitrophenol		ug/Kg	U	250	280
USB-2/S-3A	BY54998	SW8270	7/12/2017	1	Naphthalene		ug/Kg	U	110	280
USB-2/S-3A	BY54998	SW8270	7/12/2017	1	2-Methylnaphthalene		ug/Kg	U	120	280
USB-2/S-3A	BY54998	SW8270	7/12/2017	1	2-Chloronaphthalene		ug/Kg	U	110	280
USB-2/S-3A	BY54998	SW8270	7/12/2017	1	3,3'-Dichlorobenzidine		ug/Kg	U	190	200
USB-2/S-3A	BY54998	SW8270	7/12/2017	1	Benzidine		ug/Kg	UJ	230	400
USB-2/S-3A	BY54998	SW8270	7/12/2017	1	2-Methylphenol (o-cresol)		ug/Kg	U	190	280
USB-2/S-3A	BY54998	SW8270	7/12/2017	1	1,2-Dichlorobenzene		ug/Kg	U	110	280
USB-2/S-3A	BY54998	SW8270	7/12/2017	1	2-Chlorophenol		ug/Kg	U	110	280
USB-2/S-3A	BY54998	SW8270	7/12/2017	1	1,2,4,5-Tetrachlorobenzene		ug/Kg	U	140	280
USB-2/S-3A	BY54998	SW8270	7/12/2017	1	2,4,5-Trichlorophenol		ug/Kg	U	220	280
USB-2/S-3A	BY54998	SW8270	7/12/2017	1	Acetophenone		ug/Kg	U	120	280
USB-2/S-3A	BY54998	SW8270	7/12/2017	1	Nitrobenzene		ug/Kg	U	140	200
USB-2/S-3A	BY54998	SW8270	7/12/2017	1	3-Nitroaniline		ug/Kg	U	800	400
USB-2/S-3A	BY54998	SW8270	7/12/2017	1	3&4-Methylphenol (m&p-cresol)		ug/Kg	U	160	280

DATA USABILITY SUMMARY REPORT (DUSR)
Semi-Volatile Organic Compounds
EPA Method SW-846 8270D
EPA Region 2

Site: Angelic Textile Services	SDG #: GBY76292
Laboratory: Phoenix Environmental Laboratories, Inc.	Date: 8/26/2017
KOMAN Government Solutions, LLC Reviewer: Sherri Pullar	Project: 3004-003
Evaluating Document(s): USEPA Region-II SOP HW-35A, Revision 0, June 2015, Semi-volatile Data Validation	NYSDEC, Analytical Services Protocol (ASP) Format

Client Sample ID	Lab Sample ID	Date Sampled	Analysis	Matrix
G CREEK STG BLD	BY76292	07/31/2017	SVOCs	SOIL
BB-2	BY76293	07/27/2017	SVOCs	GROUNDWATER
BB-2 DUP	BY76294	07/27/2017	SVOCs	GROUNDWATER
MW-6	BY76295	07/28/2017	SVOCs	GROUNDWATER
NE-1	BY76297	07/28/2017	SVOCs	GROUNDWATER
B4-1	BY76298	07/31/2017	SVOCs	GROUNDWATER
NW-1	BY76299	07/31/2017	SVOCs	GROUNDWATER

Summary - Data validation was performed on the data for one (1) soil sample and six (6) groundwater samples collected and submitted for Semi-Volatile Organic (SVOC) analysis by EPA Method SW-846 8270D and EPA Method SW-846 8270D SIM.

Narrative and Completeness Review – The Chains-of custody (COCs), case narrative, and data package were checked for completeness. No discrepancies were noted.

Sample Delivery and Condition – All samples arrived at the laboratory on 08/1/2017 in acceptable condition and temperature and were properly preserved. Proper custody was documented.

Qualification: None required.

Holding Times – Soil samples were extracted within 14 days from sample collection and analyzed within the 40-days following sample extraction.

Qualification: None required.

– Groundwater samples were extracted within 7 days from sample collection and analyzed within the 40- days following sample extraction.

Qualification: None required.

GC/MS Tuning – DFTPP tunes in the initial and continuing calibrations met the percent relative abundance criteria.

Qualification: None required.

Initial Calibration – Appropriate initial calibrations were performed for each analyte. The laboratory calculated percent relative standard deviation (%RSD) of the relative response factor (RRFs). The %RSDs and RRFs were within the method and validation criteria for the target compounds with the exception of 2,4-dinitrophenol (60.8%). Results for 2,4-dinitrophenol were non-detect; no qualifications were required.

Qualification: None required.

Initial and Continuing Calibration Verification (ICV and CCV) – The ICVs and CCVs were performed at the required frequency. The percent differences (%Ds) between the RRFs in the initial calibration and the ICVs or CCVs for the target analytes were within the method and validation acceptance criteria with the exception of 2,4-dinitrophenol (60.3%).

Qualification: Results for 2,4-dinitrophenol were qualified as estimated non-detect (UJ) in samples BB-2, BB-2 DUP, MW-6, NE-1, B4-1, and NW-1.

Internal Standards – The internal standard areas and retention times were within the method specific acceptance.

Qualification: None required.

Surrogates – Surrogate recoveries were within the control limits for soil samples.

Qualification: None required.

Laboratory Control Sample/Laboratory Control Sample Duplicate – Percent recoveries for the LCS/LCSD BY76292 were within %R/RPD control limits with the exception of bis(2-chloroethyl)ether (%R: 177%, RPD: 97.5%), aniline (%R: 26%, RPD: 79.1%), 3&4-methylphenol (RPD: 44.1%), benzoic acid (%R: 8%, 0%), 4-chloroaniline (RPD: 33.1%), hexachlorocyclopentadiene (%R: 29%, RPD: 41.1%), 2,4-dinitrophenol (%R: 0%), 4,6-dinitro-2-methylphenol (%R: 8%, RPD: 144.3%), pentachlorophenol (RPD: 63.6%), and benzidine (%R: 20%, 15%). Results for bis(2-chloroethyl)ether, pentachlorophenol, 3&4-methylphenol, and 4-chloroaniline were non-detect in the soil sample; no qualifications were required.

Qualification: Results for benzoic acid, and 2,4-dinitrophenol were qualified as rejected (R) in Sample G CREEK STG BLD. Result for aniline was qualified as estimated (UJ) in Sample G CREEK STG BLD. Results for hexachlorocyclopentadiene, 4,6-dinitro-2-methylphenol, and benzidine were qualified as reject due to zero matrix spike recovery (see below).

– Percent recoveries for the LCS BY76293 were within %R control limits with the exception of 1,3-dichlorobenzene (%R: 40%), 1,4-dichlorobenzene (%R: 41%), 2,4-dinitrophenol (%R: 165%), 2-Nitroaniline (%R: 133%), 4,6-dinitro-2-methylphenol (R: 132%). Results for 2,4-dinitrophenol, 2-Nitroaniline, and 4,6-dinitro-2-methylphenol were non-detect in the aqueous samples; no qualifications were required.

Qualification: Result for 1,3-dichlorobenzene and 1,4-dichlorobenzene was qualified as estimated (UJ) in Sample G CREEK STG BLD.

Matrix Spike/Matrix Spike Duplicate – Sample G CREEL STG BLD (Lab Sample ID: BY76292) was spiked and analyzed as matrix spike sample. The %Rs for benzoic acid (%R: 5%), hexachlorocyclopentadiene (%R: 0%), 2,4-dinitrophenol (%R: 0%), 4,6-dinitro-2-methylphenol (0%), phenanthrene (%R: 8%), benzidine (%R: 0%), pyrene (%R: 14%), benz(a)anthracene (%R: 8%), chrysene (%R: 0%), 3,3'-dichlorobenzidine (%R: 0%), benzo(b)fluoranthene (%R: 18%),

benzo(a)pyrene (%R: 11%), indeno(1,2,3-cd)pyrene (%R: 26%) and were outside the control limits.

Qualification: Result for benzoic acid, hexachlorocyclopentadiene, 2,4-dinitrophenol, 4,6-dinitro-2-methylphenol, benzidine, chrysene, and 3,3'-dichlorobenzidine were qualified as rejected (R) in Sample G CREEK STG BLD. Phenanthrene, pyrene, benz(a)anthracene, benzo(b)fluoranthene, benzo(a)pyrene, and indeno(1,2,3-cd)pyrene were qualified estimated (UJ) as in Sample G CREEK STG BLD.

– Sample BB-2 (Lab Sample ID: BY76293) was spiked and analyzed as matrix spike/matrix spike duplicate sample. The %Rs for 1,3-dichlorobenzene (%R: 49%, 42%), 1,4-dichlorobenzene (%R: 50%, 43%), 2,4-dinitrophenol (%R: 175%, 166%), 2,4-dinitrotoluene (%R: 106%, 104%), 2-nitroaniline (%R: 133%), 4,6-dinitro-2-methylphenol (R%: 144%, 132%), and benzidine (%R: 0%, 0%) were outside the control limits. Results for 2,4-dinitrophenol, 2,4-dinitrotoluene, 2-nitroaniline, and 4,6-dinitro-2-methylphenol were non-detect; no qualifications were required.

Qualification: Result for benzidine was qualified as rejected (R) in Sample BB-2.

– Sample BB-2 (Lab Sample ID: BY76293) was spiked and analyzed as matrix spike/matrix spike duplicate sample sim scan. The %Rs for bis(2-ethylhexyl)phthalate (%R: 137%) were outside the control limits. The result for bis(2-ethylhexyl)phthalate was non-detect; no qualifications were required.

Qualification: None required.

Method Blanks – The method blanks prepared and analyzed with these sample were free of contamination with the exception of nitrobenzene (0.05 µg/L).

Qualification: The result for nitrobenzene was qualified as non-detect (U) in sample BB-2.

Field Blanks – No field blank samples were submitted with this SDG.

Qualification: None required.

Field Duplicate – Sample BB-2 and BB-2 DUP (Lab Sample IDs: BY76293 and BY76294) were field duplicate samples. The results of both samples were non-detect with the exception of chrysene and benz(a)anthracene in sample BB-2.

Qualification: Results for chrysene and benz(a)anthracene were qualified as estimated (J/UJ) in samples BB-2 and BB-2 DUP.

Compound Quantitation – Analyte non-detections were reported as "U." Analyte detections below the LOQ were reported as J qualified results. These J qualifiers were retained unless superseded by a more severe qualifier.

Qualification: None required.

Electronic Data Deliverable Review –Regarding results on QC summary forms versus included raw data, due to calculations made at the instrument where many significant figures may be used, there may be slight discrepancies between the summary report result and that recorded on the raw data. This does not affect data usability. Results and sample IDs in the EDD were reviewed against the information provided by the associated Level IV report at a minimum of 20% as part of the data validation process. No discrepancies were identified between the Level IV report and the EDD.

Qualification: None required.

Qualification Summary Table – Results for benzoic acid, chrysene, 2,4-dinitrophenol, 4,6-dinitro-2-methylphenol, hexachlorocyclopentadiene were not usable in the soil sample. The rest of the SVOC results reported in this SDG are acceptable with the noted qualifications. Summary of the qualified data is listed in the Data Summary Table for SDG: GBY76292. Validation qualifiers (if required) were entered into the EDD for SDG: GBY76292. The data may be used for its intended purpose.

DATA USABILITY SUMMARY REPORT (DUSR)
Volatile Organic Compounds
EPA Method SW-846 8260C
EPA Region 2

Site: Angelic Textile Services	SDG #: GBY76292
Laboratory: Phoenix Environmental Laboratories, Inc.	Date: 8/28/2017
KOMAN Government Solutions, LLC Reviewer: Sherri Pullar	Project: 3004-003
Evaluating Document(s): USEPA Region-II SOP HW-33A, Revision 0, July 2015, SOM02.2, Low/Medium Volatile Data Validation	NYSDEC, Analytical Services Protocol (ASP) Format

Client Sample ID	Lab Sample ID	Date Sampled	Analysis	Matrix
G CREEK STG BLD	BY76292	07/31/2017	VOCs	SOIL
BB-2	BY76293	07/27/2017	VOCs	GROUNDWATER
BB-2 DUP	BY76294	07/27/2017	VOCs	GROUNDWATER
MW-6	BY76295	07/28/2017	VOCs	GROUNDWATER
NE-1	BY76297	07/28/2017	VOCs	GROUNDWATER
B4-1	BY76298	07/31/2017	VOCs	GROUNDWATER
NW-1	BY76299	07/31/2017	VOCs	GROUNDWATER
TRIP BLANK	BY76300	07/31/2017	VOCs	TRIP BLANK

Summary - Data validation was performed on the data for one (1) soil sample and six (6) groundwater samples and one (1) trip blank collected and submitted for VOCs by EPA Method SW-846 8260C.

Narrative and Completeness Review – The case narrative and data package were checked for completeness. No discrepancies were noted.

Sample Delivery and Condition – All samples arrived at the laboratory on 08/01/2017 in acceptable condition and temperature and were properly preserved. Proper custody was documented.

Qualification: None required.

Holding Times – All samples were analyzed within the 14-day holding time required.

Qualification: None required.

Instrument Performance Check – Instrument performance check sample was analyzed at the beginning of each 12-hour period during sample analysis. Samples were analyzed within the 12-hour period. The method ion abundance criteria were met for bromofluorobenzene (BFB).

Qualification: None required.

Initial Calibration – Appropriate initial calibrations were performed for each analyte. The laboratory calculated percent relative standard deviation (%RSD) of the relative response factor (RRFs). The %RSDs and RRFs were within the method and validation criteria for the target compounds.

Qualification: None required.

Initial and Continuing Calibration Verification (ICV and CCV) – The ICVs and CCVs were performed at the required frequency. The percent differences (%Ds) between the RRFs in the initial calibration and the ICVs or CCVs for the target analytes were within the method and validation acceptance criteria.

Qualification: None required.

Internal Standards – The internal standard areas and retention times were within the method specific acceptance criteria.

Qualification: None required.

Surrogates – Surrogate recoveries were within the control limits for all samples.

Qualification: None required.

Laboratory Control Sample/Laboratory Control Sample Duplicate – Percent recoveries for the LCS/LCSD BY75710 were within %R/RPD control limits.

Qualification: None required.

– Percent recoveries for the LCS/LCSD BY76293 were within %R/RPD control limits with the exception of dichlorodifluoromethane (%R: 136%).

Qualification: Result for dichlorodifluoromethane was qualified as estimated bias high (J+) in sample B4-1.

Matrix Spike/Matrix Spike Duplicate – Sample G CREEK STG BLD (Lab Sample ID: BY76292) was spiked and analyzed as matrix spike/matrix spike duplicate samples. All the %Rs/RPDs were inside the control limits.

Qualification: None required.

– Sample BB-2 (Lab Sample ID: BY76293) was spiked and analyzed as matrix spike/matrix spike duplicate samples. All the %Rs/RPDs were inside the control limits.

Qualification: None required.

Method Blanks – The method blanks prepared and analyzed with these sample were free of contamination with the exception of 1,2,3-trichlorobenzene (0.34 µg/L). Sample results for 1,2,3-trichlorobenzene were non-detect.

Qualification: None required.

Field Blanks – Sample Trip Blank (Lab Sample ID:BY76300) was analyzed on 8/3/2017 and was free of contamination.

Qualification: None required.

Field Duplicate – One set of field duplicate samples were submitted with this sample set: samples BB-2 and BB-2 Dup (Lab Sample IDs: BY76293 and BY76294). The detected results for the FD sample pair BB-2 and BB-2 Dup (Lab Sample IDs: BY76293 and BY76294) are summarized in the table below.

	BB-2	BB-2 DUP	
	BY76293	BY76294	
Analyte	Result (ug/L)	Result (ug/L)	RPD (%)
1,3-Dichlorobenzene	0.26	0.27	3.8

Qualification: None required.

Compound Quantitation – Carbon disulfide in the sediment sample required 50x dilution due to matrix effects; reporting limit for this sample was elevated accordingly. Analyte non-detections were reported as "U." Analyte detections below the LOD were reported as J qualified results. These J qualifiers were retained unless superseded by a more severe qualifier.

Qualification: None required.

Electronic Data Deliverable Review –Regarding results on QC summary forms versus included raw data, due to calculations made at the instrument where many significant figures may be used, there may be slight discrepancies between the summary report result and that recorded on the raw data. This does not affect data usability. Results and sample IDs in the EDD were reviewed against the information provided by the associated Level IV report at a minimum of 20% as part of the data validation process. No discrepancies were identified between the Level IV report and the EDD.

Qualification: None required.

Qualification Summary Table - The VOC results reported in this SDG are acceptable with the noted qualifications. Summary of the qualified data is listed in the Data Summary Table for SDG: GBY76292. Validation qualifiers (if required) were entered into the EDD for SDG: GBY76292. The data may be used for its intended purpose.

Pesticides/PCBs
SW846/8081B-8082A
USEPA Level II Review

Site: Angelic Textile Services	SDG: GBY76292
Laboratory: Phoenix Environmental Laboratories, Inc.	Date: 8/27/2017
KOMAN Government Solutions, LLC. Reviewer: Sherri Pullar	Project: 3004-003
Evaluating Document(s): USEPA Region-II SOP HW-37A, Revision 0, June 2015, PCB Data Validation and SOP HW-36A, Revision 0, June 2015, Pesticide Data Validation	NYSDEC, Analytical Services Protocol (ASP) Format

Client Sample ID	Lab Sample ID	Date Sampled	Analysis	Matrix
G CREEK STG BLD	BY76292	07/31/2017	Pesticides/PCBs	SOIL
BB-2	BY76293	07/27/2017	Pesticides/PCBs	GROUNDWATER
BB-2 DUP	BY76294	07/27/2017	Pesticides/PCBs	GROUNDWATER
MW-6	BY76295	07/28/2017	Pesticides/PCBs	GROUNDWATER
NE-1	BY76297	07/28/2017	Pesticides/PCBs	GROUNDWATER
B4-1	BY76298	07/31/2017	Pesticides/PCBs	GROUNDWATER
NW-1	BY76299	07/31/2017	Pesticides/PCBs	GROUNDWATER

Summary - Data validation was performed on the data for one (1) soil sample and six (6) groundwater samples submitted for Pesticide/PCBs analyses by EPA method SW846/8081B/8082A.

Narrative and Completeness Review – The case narrative and data package were checked for completeness. No discrepancies were noted.

Qualification: None required.

Sample Delivery and Condition – All samples arrived at the laboratory on 08/01/2017 in acceptable condition and temperature and were properly preserved. Proper custody was documented.

Qualification: None required

Holding Times – All samples were extracted within 7 days from sample collection and analyzed within 40 days following sample extraction. No qualifications were required.

Qualification: None required

Initial Calibration – Appropriate initial calibrations were performed for each analyte. The laboratory calculated percent relative standard deviation (%RSD) of the relative response factor (RRFs). The %RSD and RRF were within the method criteria.

Qualification: None required.

Initial and Continuing Calibration Verification (ICV and CCV) – The ICVs and CCVs were performed at the required frequency. The percent differences (%Ds) between the RRFs in the initial calibration and the ICVs or CCVs were within the method acceptance criteria on the reporting columns.

Qualification: None required.

Surrogates – Surrogate recoveries for all samples were within the control limits for PCBs and pesticides.

Qualification: None required.

Laboratory Control Sample – One LCS/LCSD pair were prepared and analyzed with these samples in prep batch BY76292 for soil PCB/pesticides. The %Rs and RPDs were within control limits for PCBs/pesticides.

Qualification: None required.

– Two LCS/LCSD pairs were prepared and analyzed with these samples in prep batch BY76293 for PCBs/pesticides and BY76573 for PCB GW. The %Rs and RPDs were within control limits for PCBs. Delta-BHC %RPD (21.2%) was outside the control limits. Results for delta-BHC were non-detect in the field samples.

Qualification: None required.

MS/MSD – Sample G CREEK STG BLD (Lab Sample ID: BY76292) was spiked and analyzed as matrix spike/matrix spike duplicate samples for both pesticides/PCBs. The MS/MSD %Rs for PCB/pesticides compounds were within control limits. The RPDs for PCBs were within the control limits. The RPDs for beta-BHC (50.7%), heptachlor (97.1%) and aldrin (38.8%) were outside the control limits. The results for pesticides in Sample G CREEK STG BLD were non-detect.

Qualification: None required.

– Sample BB-2 (Lab Sample ID: BY76293) was spiked and analyzed as matrix spike/matrix spike duplicate samples for both pesticides/PCBs. The MS/MSD %Rs for PCB compounds were within control limits. The RPDs for heptachlor (29.0%), gamma-chlordane (20.2%), and aldrin (23.3%) were outside the control limits. The %Rs were all within control limits for pesticides. The results for pesticides and PCBs in Sample BB-2 were non-detect.

Qualification: None required.

Method Blank –Method blanks prepared and analyzed for pesticides/PCBs were free of contamination.

Qualification: None required.

Field Duplicate – Sample BB-2 and BB-2 DUP (Lab Sample IDs: BY76293 and BY76294) were field duplicate samples. The results of both samples were non-detect.

Qualification: None required.

Compound Quantitation – All sediment samples required dilutions due to matrix effects; reporting limits for these samples were elevated accordingly. The sample analyte non-detections were reported as "U." Analyte detections below the LOD were reported as J qualified results. These J qualifiers were retained unless superseded by a more severe qualifier.

Qualification: None required.

Electronic Data Deliverable Review –Regarding results on QC summary forms versus included raw data, due to calculations made at the instrument where many significant figures may be used, there may be slight discrepancies between the summary report result and that recorded on the raw data. This does not affect data usability. Results and sample IDs in the EDD were reviewed against the information provided by the associated Level IV report at a minimum of 20% as part of the data validation process. No discrepancies were identified between the Level IV report and the EDD.

Qualification: None required.

Qualification Summary Table - The pesticide/PCB results reported in this SDG are acceptable with the noted qualifications. Summary of the qualified data is listed in the Data Summary Table for SDG: GBY76292. Validation qualifiers (if required) were entered into the EDD for SDG: GBY76292. The data may be used for its intended purpose.

Total and Dissolved Metals
SW 846/6010C/7471B
USEPA Level II Review

Site: Angelic Textile Services	SDG: GBY76292
Laboratory: Phoenix Environmental Laboratories, Inc.	Date: 8/3/2017
KOMAN Government Solutions, LLC. Reviewer: Sherri Pullar	Project: 3004-003
Evaluating Document(s): USEPA Region-II SOP No. HW-2a, Revision 0, July 2015, ICP-AES Data Validation and USEPA Region-II SOP No. HW-3c, Revision 0, July 2016, Mercury and Cyanide Data Validation	NYSDEC, Analytical Services Protocol (ASP) Format

Lab Sample ID	Client Sample ID	Collection Date	Analysis	Matrix
G CREEK STG BLD	BY76292	07/31/2017	Total Metals	SOIL
BB-2	BY76293	07/27/2017	Total Metals	GROUNDWATER
BB-2 DUP	BY76294	07/27/2017	Total Metals	GROUNDWATER
MW-6	BY76295	07/28/2017	Total Metals	GROUNDWATER
NE-1	BY76297	07/28/2017	Total Metals	GROUNDWATER
B4-1	BY76298	07/31/2017	Total Metals	GROUNDWATER
NW-1	BY76299	07/31/2017	Total Metals	GROUNDWATER

Summary – Data validation was performed on the data for one (1) soil sample and six (6) groundwater samples collected submitted for total metals analysis by method SW6010C, 7010, and mercury by SW7471B and SW7470.

Narrative and Completeness Review – The case narrative and data package were checked for completeness. No other discrepancies were noted.

Qualification: None required.

Sample Delivery and Condition – All samples arrived at the laboratory on 8/01/2017 in acceptable condition and temperature and were properly preserved. Proper custody was documented.

Qualification: None required

Holding Times – All samples were analyzed within the 6-month holding time.

Qualification: None required

Initial and Continuing Calibration Verification (ICV/CCV) – ICV and CCVs were within QC limits for ICP-AES and mercury.

Qualification: None required

CRQL Check Standard (CRI) – Lead (69.5%), iron (137.2%), and calcium (359.4%) exceeded the QC limits. The remaining solid CRI %Rs were within the control limits.

Qualification: Results for lead, iron, and calcium in sample G CREEK STG BLD were qualified as estimated (J).

– mercury (39.3%), thallium (62.2%), and thallium (57.2%) exceeded the QC limits. The remaining aqueous CRI %Rs were within the control limits.

Qualification: Results for mercury and thallium in samples BB-2, BB-2 DUP, MW-6, NE-1, B4-1, and NW-1 were qualified as estimated (J/UJ).

ICP-AES Interference Check Sample –All ICS %R values were within the QC limits.

Qualification: None required.

Method Blanks (Preparation, ICB, and CCB) –Selenium (27 µg/L, 27 µg/L, and 25 µg/L), sodium (62 µg/L, 64 µg/L, and 54 µg/L) was detected in a few solid CCBs. Zinc (0.70 mg/Kg) and sodium (7.5 mg/Kg) were detected in the solid method blank (MB). Results for sodium were greater than the CCB concentration. Results for zinc and sodium were greater than the MB concentration. Results for selenium were non-detect. All other method blanks associated and analyzed with these samples were non-detect for all analytes.

Qualification: None required.

–sodium (101 µg/L, 8/4 12:54) was detected in an aqueous CCB. The aqueous method blank (MB) was contaminate free. Results for sodium were not associated with this CCB; no qualifications were required. All other method blanks associated and analyzed with these samples were non-detect for all analytes.

Qualification: None required.

Laboratory Control Sample – The LCS recoveries (%R) for the all target analytes met the %R control limits.

Qualification: None required.

MS/MSD – Sample G CREEK STG BLD (Lab Sample ID: BY76292) was spiked and analyzed as matrix spike/matrix spike duplicate samples. %Rs and calculated RPDs were within control limits.

Qualification: None required.

– Sample BB-2 (Lab Sample ID: BY76293) was spiked and analyzed as matrix spike/matrix spike duplicate samples. %Rs and calculated RPDs were within control limits.

Qualification: None required.

Laboratory Duplicate– The laboratory duplicate Sample G CREEK STG BLD (Lab Sample ID: BY76292). RPDs for arsenic (80.4%), cobalt (111.5%), chromium (51.3%), copper (63.0%), iron (168.8%), manganese (141.0%), nickel (116.4%), and lead (38.5%) were within control limits.

Qualification: Results for arsenic, cobalt, chromium, copper, iron, manganese, nickel, and lead were qualified as estimated (J) in Sample G CREEK STG BLD.

– The laboratory duplicate Sample BB-2 (Lab Sample ID: BY76293). RPDs for arsenic (80.4%), cobalt (111.5%), chromium (51.3%), copper (63.0%), iron (168.8%), manganese (141.0%), nickel (116.4%), and lead (38.5%) were within control limits.

Qualification: Results for arsenic, cobalt, chromium, copper, iron, manganese, nickel, and lead were qualified as estimated (J) in Sample BB-2.

Field Duplicate – Samples BB-2 and BB-2 DUP (Lab Sample IDs: BY76293 and BY76294) were field duplicate samples. The calculated relative percent differences (RPDs) between detected analytes were less than 30%. The FD sample results are summarized in the table below.

	BB-2	BB-2 DUP	
	BY76293	BY76294	
Analyte	Result (ug/L)	Result (ug/L)	RPF (%)
ARSENIC	0.014	0.014	0
BARIUM	0.103	0.104	1.0
CALCIUM	119	120	0.8
CHROMIUM	0.002	0.002	0
COBALT	0.004	0.004	0
COPPER	0.002	0.002	0
IRON	2.58	2.62	1.5
MAGNESIUM	26.2	26.5	1.1
MANGANESE	0.438	0.443	1.1
MERCURY	0.0008	0.0009	11.8
NICKEL	0.008	0.009	11.8
POTASSIUM	18.0	18.4	2.2
SODIUM	23.8	24.1	1.3
ZINC	0.046	0.047	2.2

Qualification: None required.

ICP-AES Serial Dilution – ICP serial dilution was performed on sample G CREEK STG BLD (Lab Sample ID: BY76292). %Ds were within QC limits.

Qualification: None required.

– ICP serial dilution was performed on sample BB-2 (Lab Sample ID: BY76293). %Ds were within QC limits with the exception of potassium (18.3%) and sodium (28.2%).

Qualification: Results for potassium and sodium in sample BB-2 were qualified as estimated (J).

Compound Quantitation – Sodium required 100x dilution in sample B4-1, aluminum, iron, manganese, and sodium required 10x dilution in sample NE-1, aluminum, manganese, sodium, ad calcium required 10x dilution in sample MW-6 and sodium required 100x dilution in sample NW-1 due to matrix effects; reporting limits for the samples were elevated accordingly. The sample analyte non-detections were reported as "U." Analyte detections below the LOD were reported as J qualified results. These J qualifiers were retained unless superseded by a more severe qualifier.

Qualification: None required.

Electronic Data Deliverable Review –Regarding results on QC summary forms versus included raw data, due to calculations made at the instrument where many significant figures may be used, there may be slight discrepancies between the summary report result and that recorded on the raw data. This does not affect data usability. Results and sample IDs in the EDD were reviewed against the information

provided by the associated Level IV report at a minimum of 20% as part of the data validation process. No discrepancies were identified between the Level IV report and the EDD.

Qualification: None required.

Qualification Summary Table - The metals (including mercury) results reported in this SDG are acceptable with the noted qualifications. Summary of the qualified data is listed in the Data Summary Table for SDG: GBY76292. Validation qualifiers (if required) were entered into the EDD for SDG: GBY76292. The data may be used for its intended purpose.

ANGELIC TEXTILE SERVICES
NEW YORK
DATA SUMMARY TABLE
SEDIMENT/GROUNDWATER
SDG: GBY76292

Sample Name	Lab ID	Analytical Method	Analysis Date	Dilution Factor	Analyte	Result	Unit	Qualifier	MDL	RL
G CREEK STG BLD	BY76292	E160.3	8/1/2017	1	SOLIDS, PERCENT	56	%			
G CREEK STG BLD	BY76292	SW6010	8/2/2017	10	Aluminum	4000	mg/Kg		13	63
G CREEK STG BLD	BY76292	SW6010	8/2/2017	10	Lead	291	mg/Kg	J	6.3	13
G CREEK STG BLD	BY76292	SW6010	8/2/2017	10	Manganese	339	mg/Kg	J	6.3	6.3
G CREEK STG BLD	BY76292	SW6010	8/2/2017	10	Chromium	346	mg/Kg	J	6.3	6.3
G CREEK STG BLD	BY76292	SW6010	8/2/2017	10	Zinc	574	mg/Kg		6.3	13
G CREEK STG BLD	BY76292	SW6010	8/2/2017	1	Magnesium	2560	mg/Kg		6.3	6.3
G CREEK STG BLD	BY76292	SW6010	8/2/2017	1	Nickel	13.3	mg/Kg	J	0.63	0.63
G CREEK STG BLD	BY76292	SW6010	8/2/2017	1	Potassium	469	mg/Kg		4.9	13
G CREEK STG BLD	BY76292	SW6010	8/2/2017	1	Silver		mg/Kg	U	0.63	0.63
G CREEK STG BLD	BY76292	SW6010	8/2/2017	1	Sodium	185	mg/Kg		5.4	13
G CREEK STG BLD	BY76292	SW6010	8/2/2017	1	Thallium		mg/Kg	U	2.5	2.5
G CREEK STG BLD	BY76292	SW6010	8/2/2017	1	Antimony		mg/Kg	U	3.1	3.1
G CREEK STG BLD	BY76292	SW6010	8/2/2017	1	Arsenic	10.7	mg/Kg	J	1.3	1.3
G CREEK STG BLD	BY76292	SW6010	8/2/2017	1	Barium	435	mg/Kg		0.63	1.3
G CREEK STG BLD	BY76292	SW6010	8/2/2017	1	Beryllium		mg/Kg	U	0.25	0.50
G CREEK STG BLD	BY76292	SW6010	8/2/2017	1	Cadmium	1.89	mg/Kg		0.63	0.63
G CREEK STG BLD	BY76292	SW6010	8/2/2017	1	Cobalt	4.80	mg/Kg	J	0.63	0.63
G CREEK STG BLD	BY76292	SW6010	8/2/2017	1	Copper	137	mg/Kg	J	0.63	0.63
G CREEK STG BLD	BY76292	SW6010	8/2/2017	1	Vanadium	26.3	mg/Kg		0.63	0.63
G CREEK STG BLD	BY76292	SW6010	8/2/2017	1	Selenium		mg/Kg	U	2.1	2.5
G CREEK STG BLD	BY76292	SW6010	8/3/2017	10	Iron	27200	mg/Kg	J	63	63
G CREEK STG BLD	BY76292	SW6010	8/3/2017	10	Calcium	38100	mg/Kg	J	58	63
G CREEK STG BLD	BY76292	SW7471	8/2/2017	1	Mercury	0.56	mg/Kg		0.03	0.04
G CREEK STG BLD	BY76292	SW8081	8/3/2017	2	Heptachlor epoxide		ug/Kg	U	12	12
G CREEK STG BLD	BY76292	SW8081	8/3/2017	2	Endosulfan sulfate		ug/Kg	U	12	12
G CREEK STG BLD	BY76292	SW8081	8/3/2017	2	Aldrin		ug/Kg	U	2.9	2.9
G CREEK STG BLD	BY76292	SW8081	8/3/2017	2	a-BHC		ug/Kg	U	12	12
G CREEK STG BLD	BY76292	SW8081	8/3/2017	2	b-BHC		ug/Kg	U	12	12
G CREEK STG BLD	BY76292	SW8081	8/3/2017	2	d-BHC		ug/Kg	U	12	12
G CREEK STG BLD	BY76292	SW8081	8/3/2017	2	Endosulfan II		ug/Kg	U	12	12
G CREEK STG BLD	BY76292	SW8081	8/3/2017	2	4,4' -DDT		ug/Kg	U	7.0	7.0
G CREEK STG BLD	BY76292	SW8081	8/3/2017	2	a-Chlordane		ug/Kg	U	5.8	5.8
G CREEK STG BLD	BY76292	SW8081	8/3/2017	2	g-Chlordane		ug/Kg	U	100	100
G CREEK STG BLD	BY76292	SW8081	8/3/2017	2	Endrin ketone		ug/Kg	U	12	12
G CREEK STG BLD	BY76292	SW8081	8/3/2017	2	Chlordane		ug/Kg	U	58	58
G CREEK STG BLD	BY76292	SW8081	8/3/2017	2	g-BHC		ug/Kg	U	2.3	2.3
G CREEK STG BLD	BY76292	SW8081	8/3/2017	2	Dieldrin		ug/Kg	U	2.9	2.9
G CREEK STG BLD	BY76292	SW8081	8/3/2017	2	Endrin		ug/Kg	U	12	12

ANGELIC TEXTILE SERVICES
NEW YORK
DATA SUMMARY TABLE
SEDIMENT/GROUNDWATER
SDG: GBY76292

Sample Name	Lab ID	Analytical Method	Analysis Date	Dilution Factor	Analyte	Result	Unit	Qualifier	MDL	RL
G CREEK STG BLD	BY76292	SW8081	8/3/2017	2	Methoxychlor		ug/Kg	U	58	58
G CREEK STG BLD	BY76292	SW8081	8/3/2017	2	4,4' -DDD		ug/Kg	U	6.0	6.0
G CREEK STG BLD	BY76292	SW8081	8/3/2017	2	4,4' -DDE		ug/Kg	U	15	15
G CREEK STG BLD	BY76292	SW8081	8/3/2017	2	Endrin aldehyde		ug/Kg	U	12	12
G CREEK STG BLD	BY76292	SW8081	8/3/2017	2	Heptachlor		ug/Kg	U	12	12
G CREEK STG BLD	BY76292	SW8081	8/3/2017	2	Toxaphene		ug/Kg	U	230	230
G CREEK STG BLD	BY76292	SW8081	8/3/2017	2	Endosulfan I		ug/Kg	U	12	12
G CREEK STG BLD	BY76292	SW8082	8/3/2017	2	PCB-1260	140	ug/Kg		120	120
G CREEK STG BLD	BY76292	SW8082	8/3/2017	2	PCB-1254		ug/Kg	U	120	120
G CREEK STG BLD	BY76292	SW8082	8/3/2017	2	PCB-1268		ug/Kg	U	120	120
G CREEK STG BLD	BY76292	SW8082	8/3/2017	2	PCB-1221		ug/Kg	U	120	120
G CREEK STG BLD	BY76292	SW8082	8/3/2017	2	PCB-1232		ug/Kg	U	120	120
G CREEK STG BLD	BY76292	SW8082	8/3/2017	2	PCB-1248		ug/Kg	U	120	120
G CREEK STG BLD	BY76292	SW8082	8/3/2017	2	PCB-1016		ug/Kg	U	120	120
G CREEK STG BLD	BY76292	SW8082	8/3/2017	2	PCB-1262		ug/Kg	U	120	120
G CREEK STG BLD	BY76292	SW8082	8/3/2017	2	PCB-1242		ug/Kg	U	120	120
G CREEK STG BLD	BY76292	SW8260	8/2/2017	50	Carbon Disulfide	500	ug/Kg		200	480
G CREEK STG BLD	BY76292	SW8260	8/2/2017	1	Ethylbenzene		ug/Kg	U	0.92	9.2
G CREEK STG BLD	BY76292	SW8260	8/2/2017	1	Styrene		ug/Kg	U	0.92	9.2
G CREEK STG BLD	BY76292	SW8260	8/2/2017	1	cis-1,3-Dichloropropene		ug/Kg	U	0.92	9.2
G CREEK STG BLD	BY76292	SW8260	8/2/2017	1	trans-1,3-Dichloropropene		ug/Kg	U	0.92	9.2
G CREEK STG BLD	BY76292	SW8260	8/2/2017	1	n-Propylbenzene		ug/Kg	U	1.8	9.2
G CREEK STG BLD	BY76292	SW8260	8/2/2017	1	n-Butylbenzene		ug/Kg	U	0.92	9.2
G CREEK STG BLD	BY76292	SW8260	8/2/2017	1	4-Chlorotoluene		ug/Kg	U	0.92	9.2
G CREEK STG BLD	BY76292	SW8260	8/2/2017	1	1,4-Dichlorobenzene		ug/Kg	U	0.92	9.2
G CREEK STG BLD	BY76292	SW8260	8/2/2017	1	1,2-Dibromoethane		ug/Kg	U	0.92	9.2
G CREEK STG BLD	BY76292	SW8260	8/2/2017	1	1,2-Dichloroethane		ug/Kg	U	0.92	9.2
G CREEK STG BLD	BY76292	SW8260	8/2/2017	1	Acrylonitrile		ug/Kg	U	1.8	18
G CREEK STG BLD	BY76292	SW8260	8/2/2017	1	4-Methyl-2-pentanone		ug/Kg	U	9.2	46
G CREEK STG BLD	BY76292	SW8260	8/2/2017	1	1,3,5-Trimethylbenzene		ug/Kg	U	0.92	9.2
G CREEK STG BLD	BY76292	SW8260	8/2/2017	1	Bromobenzene		ug/Kg	U	0.92	9.2
G CREEK STG BLD	BY76292	SW8260	8/2/2017	1	Toluene		ug/Kg	U	0.92	9.2
G CREEK STG BLD	BY76292	SW8260	8/2/2017	1	Chlorobenzene		ug/Kg	U	0.92	9.2
G CREEK STG BLD	BY76292	SW8260	8/2/2017	1	Tetrahydrofuran (THF)		ug/Kg	U	4.6	18
G CREEK STG BLD	BY76292	SW8260	8/2/2017	1	trans-1,4-dichloro-2-butene		ug/Kg	U	4.6	18
G CREEK STG BLD	BY76292	SW8260	8/2/2017	1	1,2,4-Trichlorobenzene		ug/Kg	U	1.8	9.2
G CREEK STG BLD	BY76292	SW8260	8/2/2017	1	Dibromochloromethane		ug/Kg	U	1.8	9.2
G CREEK STG BLD	BY76292	SW8260	8/2/2017	1	Tetrachloroethene		ug/Kg	U	1.8	9.2
G CREEK STG BLD	BY76292	SW8260	8/2/2017	1	sec-Butylbenzene		ug/Kg	U	0.92	9.2

ANGELIC TEXTILE SERVICES
NEW YORK
DATA SUMMARY TABLE
SEDIMENT/GROUNDWATER
SDG: GBY76292

Sample Name	Lab ID	Analytical Method	Analysis Date	Dilution Factor	Analyte	Result	Unit	Qualifier	MDL	RL
G CREEK STG BLD	BY76292	SW8260	8/2/2017	1	1,3-Dichloropropane		ug/Kg	U	1.8	9.2
G CREEK STG BLD	BY76292	SW8260	8/2/2017	1	cis-1,2-Dichloroethene		ug/Kg	U	0.92	9.2
G CREEK STG BLD	BY76292	SW8260	8/2/2017	1	trans-1,2-Dichloroethene		ug/Kg	U	0.92	9.2
G CREEK STG BLD	BY76292	SW8260	8/2/2017	1	Methyl t-butyl ether (MTBE)		ug/Kg	U	1.8	18
G CREEK STG BLD	BY76292	SW8260	8/2/2017	1	m&p-Xylene		ug/Kg	U	1.8	9.2
G CREEK STG BLD	BY76292	SW8260	8/2/2017	1	2-Isopropyltoluene		ug/Kg	U	0.92	9.2
G CREEK STG BLD	BY76292	SW8260	8/2/2017	1	1,3-Dichlorobenzene		ug/Kg	U	0.92	9.2
G CREEK STG BLD	BY76292	SW8260	8/2/2017	1	Carbon tetrachloride		ug/Kg	U	1.8	9.2
G CREEK STG BLD	BY76292	SW8260	8/2/2017	1	1,1-Dichloropropene		ug/Kg	U	0.92	9.2
G CREEK STG BLD	BY76292	SW8260	8/2/2017	1	2-Hexanone		ug/Kg	U	9.2	46
G CREEK STG BLD	BY76292	SW8260	8/2/2017	1	2,2-Dichloropropane		ug/Kg	U	0.92	9.2
G CREEK STG BLD	BY76292	SW8260	8/2/2017	1	1,1,1,2-Tetrachloroethane		ug/Kg	U	1.8	9.2
G CREEK STG BLD	BY76292	SW8260	8/2/2017	1	Acetone	92	ug/Kg		9.2	46
G CREEK STG BLD	BY76292	SW8260	8/2/2017	1	Chloroform		ug/Kg	U	0.92	9.2
G CREEK STG BLD	BY76292	SW8260	8/2/2017	1	Benzene		ug/Kg	U	0.92	9.2
G CREEK STG BLD	BY76292	SW8260	8/2/2017	1	1,1,1-Trichloroethane		ug/Kg	U	0.92	9.2
G CREEK STG BLD	BY76292	SW8260	8/2/2017	1	Bromomethane		ug/Kg	U	3.7	9.2
G CREEK STG BLD	BY76292	SW8260	8/2/2017	1	Chloromethane		ug/Kg	U	1.8	9.2
G CREEK STG BLD	BY76292	SW8260	8/2/2017	1	Dibromomethane		ug/Kg	U	1.8	9.2
G CREEK STG BLD	BY76292	SW8260	8/2/2017	1	Bromochloromethane		ug/Kg	U	0.92	9.2
G CREEK STG BLD	BY76292	SW8260	8/2/2017	1	Chloroethane		ug/Kg	U	0.92	9.2
G CREEK STG BLD	BY76292	SW8260	8/2/2017	1	Vinyl chloride		ug/Kg	U	0.92	9.2
G CREEK STG BLD	BY76292	SW8260	8/2/2017	1	Methylene chloride		ug/Kg	U	9.2	9.2
G CREEK STG BLD	BY76292	SW8260	8/2/2017	1	Bromoform		ug/Kg	U	1.8	9.2
G CREEK STG BLD	BY76292	SW8260	8/2/2017	1	Bromodichloromethane		ug/Kg	U	1.8	9.2
G CREEK STG BLD	BY76292	SW8260	8/2/2017	1	1,1-Dichloroethane		ug/Kg	U	1.8	9.2
G CREEK STG BLD	BY76292	SW8260	8/2/2017	1	1,1-Dichloroethene		ug/Kg	U	0.92	9.2
G CREEK STG BLD	BY76292	SW8260	8/2/2017	1	Trichlorofluoromethane		ug/Kg	U	1.8	9.2
G CREEK STG BLD	BY76292	SW8260	8/2/2017	1	Dichlorodifluoromethane		ug/Kg	U	0.92	9.2
G CREEK STG BLD	BY76292	SW8260	8/2/2017	1	Trichlorotrifluoroethane		ug/Kg	U	0.92	9.2
G CREEK STG BLD	BY76292	SW8260	8/2/2017	1	1,2-Dichloropropane		ug/Kg	U	1.8	9.2
G CREEK STG BLD	BY76292	SW8260	8/2/2017	1	Methyl Ethyl Ketone	30	ug/Kg	J	9.2	55
G CREEK STG BLD	BY76292	SW8260	8/2/2017	1	1,1,2-Trichloroethane		ug/Kg	U	1.8	9.2
G CREEK STG BLD	BY76292	SW8260	8/2/2017	1	Trichloroethene		ug/Kg	U	0.92	9.2
G CREEK STG BLD	BY76292	SW8260	8/2/2017	1	1,1,2,2-Tetrachloroethane		ug/Kg	U	1.8	9.2
G CREEK STG BLD	BY76292	SW8260	8/2/2017	1	1,2,3-Trichlorobenzene		ug/Kg	U	1.8	9.2
G CREEK STG BLD	BY76292	SW8260	8/2/2017	1	Hexachlorobutadiene		ug/Kg	U	0.92	9.2
G CREEK STG BLD	BY76292	SW8260	8/2/2017	1	Naphthalene		ug/Kg	U	1.8	9.2
G CREEK STG BLD	BY76292	SW8260	8/2/2017	1	o-Xylene		ug/Kg	U	1.8	9.2

ANGELIC TEXTILE SERVICES
NEW YORK
DATA SUMMARY TABLE
SEDIMENT/GROUNDWATER
SDG: GBY76292

Sample Name	Lab ID	Analytical Method	Analysis Date	Dilution Factor	Analyte	Result	Unit	Qualifier	MDL	RL
G CREEK STG BLD	BY76292	SW8260	8/2/2017	1	2-Chlorotoluene		ug/Kg	U	1.8	9.2
G CREEK STG BLD	BY76292	SW8260	8/2/2017	1	1,2-Dichlorobenzene		ug/Kg	U	0.92	9.2
G CREEK STG BLD	BY76292	SW8260	8/2/2017	1	1,2,4-Trimethylbenzene		ug/Kg	U	0.92	9.2
G CREEK STG BLD	BY76292	SW8260	8/2/2017	1	1,2-Dibromo-3-chloropropane		ug/Kg	U	1.8	9.2
G CREEK STG BLD	BY76292	SW8260	8/2/2017	1	1,2,3-Trichloropropane		ug/Kg	U	0.92	9.2
G CREEK STG BLD	BY76292	SW8260	8/2/2017	1	tert-Butylbenzene		ug/Kg	U	0.92	9.2
G CREEK STG BLD	BY76292	SW8260	8/2/2017	1	Isopropylbenzene		ug/Kg	U	0.92	9.2
G CREEK STG BLD	BY76292	SW8260	8/2/2017	1	p-Isopropyltoluene	12	ug/Kg		0.92	9.2
G CREEK STG BLD	BY76292	SW8270	8/1/2017	1	4-Nitroaniline		ug/Kg	U	190	580
G CREEK STG BLD	BY76292	SW8270	8/1/2017	1	4-Nitrophenol		ug/Kg	U	260	580
G CREEK STG BLD	BY76292	SW8270	8/1/2017	1	4-Bromophenyl phenyl ether		ug/Kg	U	170	410
G CREEK STG BLD	BY76292	SW8270	8/1/2017	1	2,4-Dimethylphenol		ug/Kg	U	140	410
G CREEK STG BLD	BY76292	SW8270	8/1/2017	1	1,4-Dichlorobenzene		ug/Kg	U	170	410
G CREEK STG BLD	BY76292	SW8270	8/1/2017	1	4-Chloroaniline		ug/Kg	U	270	460
G CREEK STG BLD	BY76292	SW8270	8/1/2017	1	Phenol		ug/Kg	U	190	330
G CREEK STG BLD	BY76292	SW8270	8/1/2017	1	Pyridine		ug/Kg	U	140	410
G CREEK STG BLD	BY76292	SW8270	8/1/2017	1	Bis(2-chloroethyl)ether		ug/Kg	U	160	290
G CREEK STG BLD	BY76292	SW8270	8/1/2017	1	Bis(2-chloroethoxy)methane		ug/Kg	U	160	410
G CREEK STG BLD	BY76292	SW8270	8/1/2017	1	Bis(2-ethylhexyl)phthalate	520	ug/Kg		170	410
G CREEK STG BLD	BY76292	SW8270	8/1/2017	1	Di-n-octylphthalate		ug/Kg	U	150	410
G CREEK STG BLD	BY76292	SW8270	8/1/2017	1	Hexachlorobenzene		ug/Kg	U	170	290
G CREEK STG BLD	BY76292	SW8270	8/1/2017	1	Anthracene	1900	ug/Kg		190	410
G CREEK STG BLD	BY76292	SW8270	8/1/2017	1	1,2,4-Trichlorobenzene		ug/Kg	U	170	410
G CREEK STG BLD	BY76292	SW8270	8/1/2017	1	2,4-Dichlorophenol		ug/Kg	U	200	290
G CREEK STG BLD	BY76292	SW8270	8/1/2017	1	2,4-Dinitrotoluene		ug/Kg	U	230	290
G CREEK STG BLD	BY76292	SW8270	8/1/2017	1	1,2-Diphenylhydrazine		ug/Kg	U	190	410
G CREEK STG BLD	BY76292	SW8270	8/1/2017	1	Pyrene	7800	ug/Kg	UJ	200	410
G CREEK STG BLD	BY76292	SW8270	8/1/2017	1	Dimethylphthalate		ug/Kg	U	180	410
G CREEK STG BLD	BY76292	SW8270	8/1/2017	1	Dibenzofuran	550	ug/Kg		170	410
G CREEK STG BLD	BY76292	SW8270	8/1/2017	1	Benzo(ghi)perylene	3300	ug/Kg		190	410
G CREEK STG BLD	BY76292	SW8270	8/1/2017	1	Indeno(1,2,3-cd)pyrene	4000	ug/Kg	UJ	190	410
G CREEK STG BLD	BY76292	SW8270	8/1/2017	1	Benzo(b)fluoranthene	6400	ug/Kg	UJ	200	410
G CREEK STG BLD	BY76292	SW8270	8/1/2017	1	Fluoranthene	8300	ug/Kg		190	410
G CREEK STG BLD	BY76292	SW8270	8/1/2017	1	Benzo(k)fluoranthene	3900	ug/Kg		190	410
G CREEK STG BLD	BY76292	SW8270	8/1/2017	1	Acenaphthylene	2800	ug/Kg		160	410
G CREEK STG BLD	BY76292	SW8270	8/1/2017	1	Chrysene	7000	ug/Kg	R	190	410
G CREEK STG BLD	BY76292	SW8270	8/1/2017	1	Bis(2-chloroisopropyl)ether		ug/Kg	U	160	410
G CREEK STG BLD	BY76292	SW8270	8/1/2017	1	Benzo(a)pyrene	5400	ug/Kg	UJ	190	290
G CREEK STG BLD	BY76292	SW8270	8/1/2017	1	2,4-Dinitrophenol		ug/Kg	R	410	410

ANGELIC TEXTILE SERVICES
NEW YORK
DATA SUMMARY TABLE
SEDIMENT/GROUNDWATER
SDG: GBY76292

Sample Name	Lab ID	Analytical Method	Analysis Date	Dilution Factor	Analyte	Result	Unit	Qualifier	MDL	RL
G CREEK STG BLD	BY76292	SW8270	8/1/2017	1	4,6-Dinitro-2-methylphenol		ug/Kg	R	120	350
G CREEK STG BLD	BY76292	SW8270	8/1/2017	1	Dibenz(a,h)anthracene	970	ug/Kg		190	290
G CREEK STG BLD	BY76292	SW8270	8/1/2017	1	1,3-Dichlorobenzene		ug/Kg	U	170	410
G CREEK STG BLD	BY76292	SW8270	8/1/2017	1	Benz(a)anthracene	4900	ug/Kg	UJ	190	410
G CREEK STG BLD	BY76292	SW8270	8/1/2017	1	4-Chloro-3-methylphenol		ug/Kg	U	200	410
G CREEK STG BLD	BY76292	SW8270	8/1/2017	1	2,6-Dinitrotoluene		ug/Kg	U	180	290
G CREEK STG BLD	BY76292	SW8270	8/1/2017	1	N-Nitrosodi-n-propylamine		ug/Kg	U	190	290
G CREEK STG BLD	BY76292	SW8270	8/1/2017	1	Aniline		ug/Kg	UJ	460	460
G CREEK STG BLD	BY76292	SW8270	8/1/2017	1	N-Nitrosodimethylamine		ug/Kg	U	160	410
G CREEK STG BLD	BY76292	SW8270	8/1/2017	1	Benzoic acid		ug/Kg	R	1200	2900
G CREEK STG BLD	BY76292	SW8270	8/1/2017	1	Hexachloroethane		ug/Kg	U	170	290
G CREEK STG BLD	BY76292	SW8270	8/1/2017	1	4-Chlorophenyl phenyl ether		ug/Kg	U	190	410
G CREEK STG BLD	BY76292	SW8270	8/1/2017	1	Hexachlorocyclopentadiene		ug/Kg	R	180	410
G CREEK STG BLD	BY76292	SW8270	8/1/2017	1	Isophorone		ug/Kg	U	160	290
G CREEK STG BLD	BY76292	SW8270	8/1/2017	1	Pentachloronitrobenzene		ug/Kg	U	220	410
G CREEK STG BLD	BY76292	SW8270	8/1/2017	1	Acenaphthene		ug/Kg	U	180	410
G CREEK STG BLD	BY76292	SW8270	8/1/2017	1	Diethyl phthalate		ug/Kg	U	180	410
G CREEK STG BLD	BY76292	SW8270	8/1/2017	1	Di-n-butylphthalate		ug/Kg	U	150	410
G CREEK STG BLD	BY76292	SW8270	8/1/2017	1	Phenanthrene	6300	ug/Kg	UJ	170	410
G CREEK STG BLD	BY76292	SW8270	8/1/2017	1	Benzyl butyl phthalate		ug/Kg	U	150	410
G CREEK STG BLD	BY76292	SW8270	8/1/2017	1	N-Nitrosodiphenylamine		ug/Kg	U	220	410
G CREEK STG BLD	BY76292	SW8270	8/1/2017	1	Fluorene	790	ug/Kg		190	410
G CREEK STG BLD	BY76292	SW8270	8/1/2017	1	Carbazole	1300	ug/Kg		230	290
G CREEK STG BLD	BY76292	SW8270	8/1/2017	1	Hexachlorobutadiene		ug/Kg	U	210	410
G CREEK STG BLD	BY76292	SW8270	8/1/2017	1	Pentachlorophenol		ug/Kg	U	220	350
G CREEK STG BLD	BY76292	SW8270	8/1/2017	1	2,4,6-Trichlorophenol		ug/Kg	U	190	290
G CREEK STG BLD	BY76292	SW8270	8/1/2017	1	2-Nitroaniline		ug/Kg	U	410	410
G CREEK STG BLD	BY76292	SW8270	8/1/2017	1	2-Nitrophenol		ug/Kg	U	370	410
G CREEK STG BLD	BY76292	SW8270	8/1/2017	1	Naphthalene	280	ug/Kg	J	170	410
G CREEK STG BLD	BY76292	SW8270	8/1/2017	1	2-Methylnaphthalene	260	ug/Kg	J	170	410
G CREEK STG BLD	BY76292	SW8270	8/1/2017	1	2-Chloronaphthalene		ug/Kg	U	160	410
G CREEK STG BLD	BY76292	SW8270	8/1/2017	1	3,3'-Dichlorobenzidine		ug/Kg	R	270	290
G CREEK STG BLD	BY76292	SW8270	8/1/2017	1	Benzidine		ug/Kg	R	340	580
G CREEK STG BLD	BY76292	SW8270	8/1/2017	1	2-Methylphenol (o-cresol)		ug/Kg	U	270	330
G CREEK STG BLD	BY76292	SW8270	8/1/2017	1	1,2-Dichlorobenzene		ug/Kg	U	160	410
G CREEK STG BLD	BY76292	SW8270	8/1/2017	1	2-Chlorophenol		ug/Kg	U	160	410
G CREEK STG BLD	BY76292	SW8270	8/1/2017	1	1,2,4,5-Tetrachlorobenzene		ug/Kg	U	200	410
G CREEK STG BLD	BY76292	SW8270	8/1/2017	1	2,4,5-Trichlorophenol		ug/Kg	U	320	410
G CREEK STG BLD	BY76292	SW8270	8/1/2017	1	Acetophenone		ug/Kg	U	180	410

ANGELIC TEXTILE SERVICES
NEW YORK
DATA SUMMARY TABLE
SEDIMENT/GROUNDWATER
SDG: GBY76292

Sample Name	Lab ID	Analytical Method	Analysis Date	Dilution Factor	Analyte	Result	Unit	Qualifier	MDL	RL
G CREEK STG BLD	BY76292	SW8270	8/1/2017	1	Nitrobenzene		ug/Kg	U	200	290
G CREEK STG BLD	BY76292	SW8270	8/1/2017	1	3-Nitroaniline		ug/Kg	U	1200	580
G CREEK STG BLD	BY76292	SW8270	8/1/2017	1	3&4-Methylphenol (m&p-cresol)		ug/Kg	U	230	410
BB-2	BY76293	SW6010	8/4/2017	1	Aluminum		mg/L	U	0.0024	0.010
BB-2	BY76293	SW8270	8/2/2017	1	1,3-Dichlorobenzene		ug/L	UJ	0.94	0.94
BB-2	BY76293	7010	8/3/2017	1	Antimony		mg/L	U	0.002	0.002
BB-2	BY76293	SW6010	8/3/2017	1	Arsenic - LDL	0.014	mg/L		0.001	0.004
BB-2	BY76293	SW6010	8/3/2017	1	Barium	0.103	mg/L		0.001	0.010
BB-2	BY76293	SW6010	8/3/2017	1	Beryllium		mg/L	U	0.001	0.001
BB-2	BY76293	SW6010	8/3/2017	1	Cadmium		mg/L	U	0.0005	0.004
BB-2	BY76293	SW6010	8/3/2017	1	Calcium	119	mg/L		0.003	0.010
BB-2	BY76293	SW6010	8/3/2017	1	Chromium	0.002	mg/L		0.001	0.001
BB-2	BY76293	SW6010	8/3/2017	1	Cobalt	0.004	mg/L	J	0.001	0.005
BB-2	BY76293	SW6010	8/3/2017	1	Copper	0.002	mg/L	J	0.001	0.005
BB-2	BY76293	SW6010	8/3/2017	1	Iron	2.58	mg/L		0.01	0.01
BB-2	BY76293	SW6010	8/3/2017	1	Lead		mg/L	U	0.001	0.002
BB-2	BY76293	SW6010	8/3/2017	1	Magnesium	26.2	mg/L		0.01	0.010
BB-2	BY76293	SW6010	8/3/2017	1	Manganese	0.438	mg/L		0.001	0.005
BB-2	BY76293	SW7470	8/3/2017	1	Mercury	0.0008	mg/L	J	0.0001	0.0002
BB-2	BY76293	SW6010	8/3/2017	1	Nickel	0.008	mg/L		0.001	0.004
BB-2	BY76293	SW6010	8/4/2017	1	Potassium	18.0	mg/L	J	0.1	0.1
BB-2	BY76293	7010	8/4/2017	1	Selenium		mg/L	U	0.001	0.002
BB-2	BY76293	SW6010	8/3/2017	1	Silver		mg/L	U	0.001	0.005
BB-2	BY76293	SW6010	8/4/2017	1	Sodium	23.8	mg/L	J	0.1	0.10
BB-2	BY76293	7010	8/3/2017	1	Thallium - LDL		mg/L	UJ	0.001	0.001
BB-2	BY76293	SW6010	8/3/2017	1	Vanadium		mg/L	U	0.001	0.010
BB-2	BY76293	SW6010	8/3/2017	1	Zinc	0.046	mg/L		0.001	0.010
BB-2	BY76293	SW8081	8/2/2017	1	Heptachlor epoxide		ug/L	U	0.009	0.009
BB-2	BY76293	SW8081	8/2/2017	1	Endosulfan Sulfate		ug/L	U	0.009	0.009
BB-2	BY76293	SW8081	8/2/2017	1	Alachlor		ug/L	U	0.070	0.070
BB-2	BY76293	SW8081	8/2/2017	1	Aldrin		ug/L	U	0.001	0.001
BB-2	BY76293	SW8081	8/2/2017	1	a-BHC		ug/L	U	0.005	0.005
BB-2	BY76293	SW8081	8/2/2017	1	b-BHC		ug/L	U	0.005	0.005
BB-2	BY76293	SW8081	8/2/2017	1	d-BHC		ug/L	U	0.005	0.005
BB-2	BY76293	SW8081	8/2/2017	1	Endosulfan II		ug/L	U	0.009	0.009
BB-2	BY76293	SW8081	8/2/2017	1	4,4' -DDT		ug/L	U	0.009	0.005
BB-2	BY76293	SW8081	8/2/2017	1	a-chlordane		ug/L	U	0.009	0.009
BB-2	BY76293	SW8081	8/2/2017	1	g-chlordane		ug/L	U	0.009	0.009
BB-2	BY76293	SW8081	8/2/2017	1	Endrin ketone		ug/L	U	0.009	0.009

ANGELIC TEXTILE SERVICES
NEW YORK
DATA SUMMARY TABLE
SEDIMENT/GROUNDWATER
SDG: GBY76292

Sample Name	Lab ID	Analytical Method	Analysis Date	Dilution Factor	Analyte	Result	Unit	Qualifier	MDL	RL
BB-2	BY76293	SW8081	8/2/2017	1	Chlordane		ug/L	U	0.047	0.047
BB-2	BY76293	SW8081	8/2/2017	1	g-BHC (Lindane)		ug/L	U	0.005	0.005
BB-2	BY76293	SW8081	8/2/2017	1	Dieldrin		ug/L	U	0.001	0.001
BB-2	BY76293	SW8081	8/2/2017	1	Endrin		ug/L	U	0.009	0.009
BB-2	BY76293	SW8081	8/2/2017	1	Methoxychlor		ug/L	U	0.094	0.094
BB-2	BY76293	SW8081	8/2/2017	1	4,4' -DDD		ug/L	U	0.009	0.005
BB-2	BY76293	SW8081	8/2/2017	1	4,4' -DDE		ug/L	U	0.009	0.005
BB-2	BY76293	SW8081	8/2/2017	1	Endrin Aldehyde		ug/L	U	0.009	0.009
BB-2	BY76293	SW8081	8/2/2017	1	Heptachlor		ug/L	U	0.009	0.009
BB-2	BY76293	SW8081	8/2/2017	1	Toxaphene		ug/L	U	0.19	0.19
BB-2	BY76293	SW8081	8/2/2017	1	Endosulfan I		ug/L	U	0.009	0.009
BB-2	BY76293	SW8082	8/2/2017	1	PCB-1260		ug/L	U	0.094	0.094
BB-2	BY76293	SW8082	8/2/2017	1	PCB-1254		ug/L	U	0.094	0.094
BB-2	BY76293	SW8082	8/2/2017	1	PCB-1268		ug/L	U	0.094	0.094
BB-2	BY76293	SW8082	8/2/2017	1	PCB-1221		ug/L	U	0.094	0.094
BB-2	BY76293	SW8082	8/2/2017	1	PCB-1232		ug/L	U	0.094	0.094
BB-2	BY76293	SW8082	8/2/2017	1	PCB-1248		ug/L	U	0.094	0.094
BB-2	BY76293	SW8082	8/2/2017	1	PCB-1016		ug/L	U	0.094	0.094
BB-2	BY76293	SW8082	8/2/2017	1	PCB-1262		ug/L	U	0.094	0.094
BB-2	BY76293	SW8082	8/2/2017	1	PCB-1242		ug/L	U	0.094	0.094
BB-2	BY76293	SW8260	8/3/2017	1	Ethylbenzene		ug/L	U	0.25	1.0
BB-2	BY76293	SW8260	8/3/2017	1	Styrene		ug/L	U	0.25	1.0
BB-2	BY76293	SW8260	8/3/2017	1	cis-1,3-Dichloropropene		ug/L	U	0.25	0.40
BB-2	BY76293	SW8260	8/3/2017	1	trans-1,3-Dichloropropene		ug/L	U	0.25	0.40
BB-2	BY76293	SW8260	8/3/2017	1	n-Propylbenzene		ug/L	U	0.25	1.0
BB-2	BY76293	SW8260	8/3/2017	1	n-Butylbenzene		ug/L	U	0.25	1.0
BB-2	BY76293	SW8260	8/3/2017	1	4-Chlorotoluene		ug/L	U	0.25	1.0
BB-2	BY76293	SW8260	8/3/2017	1	1,4-Dichlorobenzene		ug/L	U	0.25	1.0
BB-2	BY76293	SW8260	8/3/2017	1	1,2-Dibromoethane		ug/L	U	0.25	1.0
BB-2	BY76293	SW8260	8/3/2017	1	Acrolein		ug/L	U	2.5	5.0
BB-2	BY76293	SW8260	8/3/2017	1	1,2-Dichloroethane		ug/L	U	0.50	0.60
BB-2	BY76293	SW8260	8/3/2017	1	Acrylonitrile		ug/L	U	2.5	5.0
BB-2	BY76293	SW8260	8/3/2017	1	4-Methyl-2-pentanone		ug/L	U	2.5	2.5
BB-2	BY76293	SW8260	8/3/2017	1	1,3,5-Trimethylbenzene		ug/L	U	0.25	1.0
BB-2	BY76293	SW8260	8/3/2017	1	Bromobenzene		ug/L	U	0.25	1.0
BB-2	BY76293	SW8260	8/3/2017	1	Toluene		ug/L	U	0.25	1.0
BB-2	BY76293	SW8260	8/3/2017	1	Chlorobenzene		ug/L	U	0.25	5.0
BB-2	BY76293	SW8260	8/3/2017	1	Tetrahydrofuran (THF)		ug/L	U	2.5	5.0
BB-2	BY76293	SW8260	8/3/2017	1	trans-1,4-dichloro-2-butene		ug/L	U	2.5	2.5

ANGELIC TEXTILE SERVICES
NEW YORK
DATA SUMMARY TABLE
SEDIMENT/GROUNDWATER
SDG: GBY76292

Sample Name	Lab ID	Analytical Method	Analysis Date	Dilution Factor	Analyte	Result	Unit	Qualifier	MDL	RL
BB-2	BY76293	SW8260	8/3/2017	1	1,2,4-Trichlorobenzene		ug/L	U	0.25	1.0
BB-2	BY76293	SW8260	8/3/2017	1	Dibromochloromethane		ug/L	U	0.25	1.0
BB-2	BY76293	SW8260	8/3/2017	1	Tetrachloroethene		ug/L	U	0.25	1.0
BB-2	BY76293	SW8260	8/3/2017	1	sec-Butylbenzene		ug/L	U	0.25	1.0
BB-2	BY76293	SW8260	8/3/2017	1	1,3-Dichloropropane		ug/L	U	0.25	1.0
BB-2	BY76293	SW8260	8/3/2017	1	cis-1,2-Dichloroethene		ug/L	U	0.25	1.0
BB-2	BY76293	SW8260	8/3/2017	1	trans-1,2-Dichloroethene		ug/L	U	0.25	5.0
BB-2	BY76293	SW8260	8/3/2017	1	Methyl t-butyl ether (MTBE)		ug/L	U	0.25	1.0
BB-2	BY76293	SW8260	8/3/2017	1	m&p-Xylene		ug/L	U	0.25	1.0
BB-2	BY76293	SW8260	8/3/2017	1	2-Isopropyltoluene		ug/L	U	0.25	1.0
BB-2	BY76293	SW8260	8/3/2017	1	1,3-Dichlorobenzene	0.26	ug/L	J	0.25	1.0
BB-2	BY76293	SW8260	8/3/2017	1	Carbon tetrachloride		ug/L	U	0.25	1.0
BB-2	BY76293	SW8260	8/3/2017	1	1,1-Dichloropropene		ug/L	U	0.25	1.0
BB-2	BY76293	SW8260	8/3/2017	1	2-Hexanone		ug/L	U	2.5	2.5
BB-2	BY76293	SW8260	8/3/2017	1	2,2-Dichloropropane		ug/L	U	0.25	1.0
BB-2	BY76293	SW8260	8/3/2017	1	1,1,1,2-Tetrachloroethane		ug/L	U	0.25	1.0
BB-2	BY76293	SW8260	8/3/2017	1	Acetone		ug/L	U	2.5	5.0
BB-2	BY76293	SW8260	8/3/2017	1	Chloroform		ug/L	U	0.25	5.0
BB-2	BY76293	SW8260	8/3/2017	1	Benzene		ug/L	U	0.25	0.70
BB-2	BY76293	SW8260	8/3/2017	1	1,1,1-Trichloroethane		ug/L	U	0.25	5.0
BB-2	BY76293	SW8260	8/3/2017	1	Bromomethane		ug/L	U	0.25	5.0
BB-2	BY76293	SW8260	8/3/2017	1	Chloromethane		ug/L	U	0.25	5.0
BB-2	BY76293	SW8260	8/3/2017	1	Dibromomethane		ug/L	U	0.25	1.0
BB-2	BY76293	SW8260	8/3/2017	1	Bromochloromethane		ug/L	U	0.25	1.0
BB-2	BY76293	SW8260	8/3/2017	1	Chloroethane		ug/L	U	0.25	5.0
BB-2	BY76293	SW8260	8/3/2017	1	Vinyl chloride		ug/L	U	0.25	1.0
BB-2	BY76293	SW8260	8/3/2017	1	Methylene chloride		ug/L	U	1.0	3.0
BB-2	BY76293	SW8260	8/3/2017	1	Carbon Disulfide		ug/L	U	0.25	1.0
BB-2	BY76293	SW8260	8/3/2017	1	Bromoform		ug/L	U	0.25	5.0
BB-2	BY76293	SW8260	8/3/2017	1	Bromodichloromethane		ug/L	U	0.25	1.0
BB-2	BY76293	SW8260	8/3/2017	1	1,1-Dichloroethane		ug/L	U	0.25	5.0
BB-2	BY76293	SW8260	8/3/2017	1	1,1-Dichloroethene		ug/L	U	0.25	1.0
BB-2	BY76293	SW8260	8/3/2017	1	Trichlorofluoromethane		ug/L	U	0.25	1.0
BB-2	BY76293	SW8260	8/3/2017	1	Dichlorodifluoromethane		ug/L	U	0.25	1.0
BB-2	BY76293	SW8260	8/3/2017	1	Trichlorotrifluoroethane		ug/L	U	0.25	1.0
BB-2	BY76293	SW8260	8/3/2017	1	1,2-Dichloropropane		ug/L	U	0.25	1.0
BB-2	BY76293	SW8260	8/3/2017	1	Methyl ethyl ketone		ug/L	U	2.5	2.5
BB-2	BY76293	SW8260	8/3/2017	1	1,1,2-Trichloroethane		ug/L	U	0.25	1.0
BB-2	BY76293	SW8260	8/3/2017	1	Trichloroethene		ug/L	U	0.25	1.0

ANGELIC TEXTILE SERVICES
NEW YORK
DATA SUMMARY TABLE
SEDIMENT/GROUNDWATER
SDG: GBY76292

Sample Name	Lab ID	Analytical Method	Analysis Date	Dilution Factor	Analyte	Result	Unit	Qualifier	MDL	RL
BB-2	BY76293	SW8260	8/3/2017	1	1,1,2,2-Tetrachloroethane		ug/L	U	0.25	1.0
BB-2	BY76293	SW8260	8/3/2017	1	1,2,3-Trichlorobenzene		ug/L	U	0.25	1.0
BB-2	BY76293	SW8260	8/3/2017	1	Hexachlorobutadiene		ug/L	U	0.20	0.50
BB-2	BY76293	SW8260	8/3/2017	1	Naphthalene		ug/L	U	1.0	1.0
BB-2	BY76293	SW8260	8/3/2017	1	o-Xylene		ug/L	U	0.25	1.0
BB-2	BY76293	SW8260	8/3/2017	1	2-Chlorotoluene		ug/L	U	0.25	1.0
BB-2	BY76293	SW8260	8/3/2017	1	1,2-Dichlorobenzene		ug/L	U	0.25	1.0
BB-2	BY76293	SW8260	8/3/2017	1	1,2,4-Trimethylbenzene		ug/L	U	0.25	1.0
BB-2	BY76293	SW8260	8/3/2017	1	1,2-Dibromo-3-chloropropane		ug/L	U	0.50	1.0
BB-2	BY76293	SW8260	8/3/2017	1	1,2,3-Trichloropropane		ug/L	U	0.25	1.0
BB-2	BY76293	SW8260	8/3/2017	1	tert-Butylbenzene		ug/L	U	0.25	1.0
BB-2	BY76293	SW8260	8/3/2017	1	Isopropylbenzene		ug/L	U	0.25	1.0
BB-2	BY76293	SW8260	8/3/2017	1	p-Isopropyltoluene		ug/L	U	0.25	1.0
BB-2	BY76293	SW8270	8/2/2017	1	4-Nitroaniline		ug/L	U	1.6	4.7
BB-2	BY76293	SW8270	8/2/2017	1	4-Nitrophenol		ug/L	U	0.94	0.94
BB-2	BY76293	SW8270	8/2/2017	1	4-Bromophenyl phenyl ether		ug/L	U	1.4	4.7
BB-2	BY76293	SW8270	8/2/2017	1	2,4-Dimethylphenol		ug/L	U	0.94	0.94
BB-2	BY76293	SW8270	8/2/2017	1	1,4-Dichlorobenzene		ug/L	UJ	0.94	0.94
BB-2	BY76293	SW8270	8/2/2017	1	4-Chloroaniline		ug/L	U	2.2	3.3
BB-2	BY76293	SW8270	8/2/2017	1	Phenol		ug/L	U	0.94	0.94
BB-2	BY76293	SW8270	8/2/2017	1	Pyridine		ug/L	U	1.2	9.4
BB-2	BY76293	SW8270	8/2/2017	1	Bis(2-chloroethyl)ether		ug/L	U	0.94	0.94
BB-2	BY76293	SW8270	8/2/2017	1	Bis(2-chloroethoxy)methane		ug/L	U	1.3	4.7
BB-2	BY76293	SW8270	8/2/2017	1	Di-n-octylphthalate		ug/L	U	1.2	4.7
BB-2	BY76293	SW8270	8/2/2017	1	Anthracene		ug/L	U	1.5	4.7
BB-2	BY76293	SW8270	8/2/2017	1	1,2,4-Trichlorobenzene		ug/L	U	1.4	4.7
BB-2	BY76293	SW8270	8/2/2017	1	2,4-Dichlorophenol		ug/L	U	0.94	0.94
BB-2	BY76293	SW8270	8/2/2017	1	1,2-Diphenylhydrazine		ug/L	U	1.5	4.7
BB-2	BY76293	SW8270	8/2/2017	1	Pyrene		ug/L	U	1.6	4.7
BB-2	BY76293	SW8270	8/2/2017	1	Dimethylphthalate		ug/L	U	1.5	4.7
BB-2	BY76293	SW8270	8/2/2017	1	Dibenzofuran		ug/L	U	1.4	4.7
BB-2	BY76293	SW8270	8/2/2017	1	Fluoranthene		ug/L	U	1.5	4.7
BB-2	BY76293	SW8270	8/2/2017	1	Bis(2-chloroisopropyl)ether		ug/L	U	1.3	4.7
BB-2	BY76293	SW8270	8/2/2017	1	4-Chloro-3-methylphenol		ug/L	U	0.94	0.94
BB-2	BY76293	SW8270	8/2/2017	1	2,6-Dinitrotoluene		ug/L	U	1.5	4.7
BB-2	BY76293	SW8270	8/2/2017	1	N-Nitrosodi-n-propylamine		ug/L	U	1.5	4.7
BB-2	BY76293	SW8270	8/2/2017	1	Aniline		ug/L	U	4.7	3.3
BB-2	BY76293	SW8270	8/2/2017	1	Benzoic acid		ug/L	U	9.4	23
BB-2	BY76293	SW8270	8/2/2017	1	4-Chlorophenyl phenyl ether		ug/L	U	1.6	4.7

ANGELIC TEXTILE SERVICES
NEW YORK
DATA SUMMARY TABLE
SEDIMENT/GROUNDWATER
SDG: GBY76292

Sample Name	Lab ID	Analytical Method	Analysis Date	Dilution Factor	Analyte	Result	Unit	Qualifier	MDL	RL
BB-2	BY76293	SW8270	8/2/2017	1	Hexachlorocyclopentadiene		ug/L	U	1.4	4.7
BB-2	BY76293	SW8270	8/2/2017	1	Isophorone		ug/L	U	1.3	4.7
BB-2	BY76293	SW8270	8/2/2017	1	Acenaphthene		ug/L	U	1.4	4.7
BB-2	BY76293	SW8270	8/2/2017	1	Diethyl phthalate		ug/L	U	1.5	4.7
BB-2	BY76293	SW8270	8/2/2017	1	Di-n-butylphthalate		ug/L	U	1.2	4.7
BB-2	BY76293	SW8270	8/2/2017	1	Benzyl butyl phthalate		ug/L	U	1.2	4.7
BB-2	BY76293	SW8270	8/2/2017	1	N-Nitrosodiphenylamine		ug/L	U	1.8	4.7
BB-2	BY76293	SW8270	8/2/2017	1	Fluorene		ug/L	U	1.5	4.7
BB-2	BY76293	SW8270	8/2/2017	1	Carbazole		ug/L	U	3.6	4.7
BB-2	BY76293	SW8270	8/2/2017	1	2,4,6-Trichlorophenol		ug/L	U	0.94	0.94
BB-2	BY76293	SW8270	8/2/2017	1	2-Nitrophenol		ug/L	U	0.94	0.94
BB-2	BY76293	SW8270	8/2/2017	1	Naphthalene		ug/L	U	1.4	4.7
BB-2	BY76293	SW8270	8/2/2017	1	2-Methylnaphthalene		ug/L	U	1.4	4.7
BB-2	BY76293	SW8270	8/2/2017	1	2-Chloronaphthalene		ug/L	U	1.3	4.7
BB-2	BY76293	SW8270	8/2/2017	1	3,3'-Dichlorobenzidine		ug/L	U	2.2	4.7
BB-2	BY76293	SW8270	8/2/2017	1	2,4-Dinitrophenol		ug/L	UJ	0.94	0.94
BB-2	BY76293	SW8270	8/2/2017	1	2-Methylphenol (o-cresol)		ug/L	U	0.94	0.94
BB-2	BY76293	SW8270	8/2/2017	1	1,2-Dichlorobenzene		ug/L	U	0.94	0.94
BB-2	BY76293	SW8270	8/2/2017	1	2-Chlorophenol		ug/L	U	0.94	0.94
BB-2	BY76293	SW8270	8/2/2017	1	2,4,5-Trichlorophenol		ug/L	U	0.94	0.94
BB-2	BY76293	SW8270	8/2/2017	1	Acetophenone		ug/L	U	1.5	4.7
BB-2	BY76293	SW8270	8/2/2017	1	3-Nitroaniline		ug/L	U	1.9	4.7
BB-2	BY76293	SW8270	8/2/2017	1	3&4-Methylphenol (m&p-cresol)		ug/L	U	0.94	0.94
BB-2	BY76293	SW8270C-SIM	8/2/2017	1	Bis(2-ethylhexyl)phthalate		ug/L	U	0.94	0.94
BB-2	BY76293	SW8270C-SIM	8/2/2017	1	Hexachlorobenzene		ug/L	U	0.02	0.02
BB-2	BY76293	SW8270C-SIM	8/2/2017	1	Benzo(ghi)perylene		ug/L	U	0.02	0.02
BB-2	BY76293	SW8270C-SIM	8/2/2017	1	Indeno(1,2,3-cd)pyrene		ug/L	U	0.02	0.02
BB-2	BY76293	SW8270C-SIM	8/2/2017	1	Benzo(b)fluoranthene		ug/L	U	0.02	0.02
BB-2	BY76293	SW8270C-SIM	8/2/2017	1	Benzo(k)fluoranthene		ug/L	U	0.02	0.02
BB-2	BY76293	SW8270C-SIM	8/2/2017	1	Acenaphthylene		ug/L	U	0.09	0.09
BB-2	BY76293	SW8270C-SIM	8/2/2017	1	Chrysene	0.02	ug/L	J	0.02	0.02
BB-2	BY76293	SW8270C-SIM	8/2/2017	1	Benzo(a)pyrene		ug/L	U	0.02	0.02
BB-2	BY76293	SW8270C-SIM	8/2/2017	1	Dibenz(a,h)anthracene		ug/L	U	0.02	0.02
BB-2	BY76293	SW8270C-SIM	8/2/2017	1	Benz(a)anthracene	0.02	ug/L	J	0.02	0.02
BB-2	BY76293	SW8270C-SIM	8/2/2017	1	N-Nitrosodimethylamine		ug/L	U	0.09	0.09
BB-2	BY76293	SW8270C-SIM	8/2/2017	1	Hexachloroethane		ug/L	U	0.47	0.47
BB-2	BY76293	SW8270C-SIM	8/2/2017	1	Pentachloronitrobenzene		ug/L	U	0.09	0.09
BB-2	BY76293	SW8270C-SIM	8/2/2017	1	Phenanthrene		ug/L	U	0.09	0.09
BB-2	BY76293	SW8270C-SIM	8/2/2017	1	Hexachlorobutadiene		ug/L	U	0.38	0.38

ANGELIC TEXTILE SERVICES
NEW YORK
DATA SUMMARY TABLE
SEDIMENT/GROUNDWATER
SDG: GBY76292

Sample Name	Lab ID	Analytical Method	Analysis Date	Dilution Factor	Analyte	Result	Unit	Qualifier	MDL	RL
BB-2	BY76293	SW8270C-SIM	8/2/2017	1	Pentachlorophenol		ug/L	U	0.09	0.09
BB-2	BY76293	SW8270C-SIM	8/2/2017	1	1,2,4,5-Tetrachlorobenzene		ug/L	U	0.47	0.47
BB-2	BY76293	SW8270C-SIM	8/2/2017	1	Nitrobenzene		ug/L	U	0.09	0.09
BB-2	BY76293	SW8270	8/2/2017	1	2,4-Dinitrotoluene		ug/L	U	1.8	4.7
BB-2	BY76293	SW8270	8/2/2017	1	2-Nitroaniline		ug/L	U	1.9	4.7
BB-2	BY76293	SW8270	8/2/2017	1	4,6-Dinitro-2-methylphenol		ug/L	U	0.94	0.94
BB-2	BY76293	SW8270	8/2/2017	1	Benzidine		ug/L	R	2.8	4.2
BB-2 DUP	BY76294	SW8270	8/3/2017	1	1,3-Dichlorobenzene		ug/L	UJ	0.94	0.94
BB-2 DUP	BY76294	SW8270	8/3/2017	1	1,4-Dichlorobenzene		ug/L	UJ	0.94	0.94
BB-2 DUP	BY76294	SW6010	8/8/2017	1	Aluminum		mg/L	U	0.0024	0.010
BB-2 DUP	BY76294	7010	8/3/2017	1	Antimony		mg/L	U	0.002	0.002
BB-2 DUP	BY76294	SW6010	8/3/2017	1	Arsenic - LDL	0.014	mg/L		0.001	0.004
BB-2 DUP	BY76294	SW6010	8/3/2017	1	Barium	0.104	mg/L		0.001	0.010
BB-2 DUP	BY76294	SW6010	8/3/2017	1	Beryllium		mg/L	U	0.001	0.001
BB-2 DUP	BY76294	SW6010	8/3/2017	1	Cadmium		mg/L	U	0.0005	0.004
BB-2 DUP	BY76294	SW6010	8/3/2017	1	Calcium	120	mg/L		0.003	0.010
BB-2 DUP	BY76294	SW6010	8/3/2017	1	Chromium	0.002	mg/L		0.001	0.001
BB-2 DUP	BY76294	SW6010	8/3/2017	1	Cobalt	0.004	mg/L	J	0.001	0.005
BB-2 DUP	BY76294	SW6010	8/3/2017	1	Copper	0.002	mg/L	J	0.001	0.005
BB-2 DUP	BY76294	SW6010	8/3/2017	1	Iron	2.62	mg/L		0.01	0.01
BB-2 DUP	BY76294	SW6010	8/3/2017	1	Lead		mg/L	U	0.001	0.002
BB-2 DUP	BY76294	SW6010	8/3/2017	1	Magnesium	26.5	mg/L		0.01	0.010
BB-2 DUP	BY76294	SW6010	8/3/2017	1	Manganese	0.443	mg/L		0.001	0.005
BB-2 DUP	BY76294	SW7470	8/2/2017	1	Mercury	0.0009	mg/L	J	0.0001	0.0002
BB-2 DUP	BY76294	SW6010	8/3/2017	1	Nickel	0.009	mg/L		0.001	0.004
BB-2 DUP	BY76294	SW6010	8/4/2017	1	Potassium	18.4	mg/L		0.1	0.1
BB-2 DUP	BY76294	7010	8/4/2017	1	Selenium		mg/L	U	0.001	0.002
BB-2 DUP	BY76294	SW6010	8/3/2017	1	Silver		mg/L	U	0.001	0.005
BB-2 DUP	BY76294	SW6010	8/4/2017	1	Sodium	24.1	mg/L		0.1	0.10
BB-2 DUP	BY76294	7010	8/3/2017	1	Thallium - LDL		mg/L	UJ	0.001	0.001
BB-2 DUP	BY76294	SW8081	8/2/2017	1	Heptachlor epoxide		ug/L	U	0.010	0.010
BB-2 DUP	BY76294	SW8081	8/2/2017	1	Endosulfan Sulfate		ug/L	U	0.010	0.010
BB-2 DUP	BY76294	SW8081	8/2/2017	1	Alachlor		ug/L	U	0.071	0.071
BB-2 DUP	BY76294	SW8081	8/2/2017	1	Aldrin		ug/L	U	0.001	0.001
BB-2 DUP	BY76294	SW8081	8/2/2017	1	a-BHC		ug/L	U	0.005	0.005
BB-2 DUP	BY76294	SW8081	8/2/2017	1	b-BHC		ug/L	U	0.005	0.005
BB-2 DUP	BY76294	SW8081	8/2/2017	1	d-BHC		ug/L	U	0.005	0.005
BB-2 DUP	BY76294	SW8081	8/2/2017	1	Endosulfan II		ug/L	U	0.010	0.010
BB-2 DUP	BY76294	SW8081	8/2/2017	1	4,4' -DDT		ug/L	U	0.014	0.014

ANGELIC TEXTILE SERVICES
NEW YORK
DATA SUMMARY TABLE
SEDIMENT/GROUNDWATER
SDG: GBY76292

Sample Name	Lab ID	Analytical Method	Analysis Date	Dilution Factor	Analyte	Result	Unit	Qualifier	MDL	RL
BB-2 DUP	BY76294	SW8081	8/2/2017	1	a-chlordane		ug/L	U	0.010	0.010
BB-2 DUP	BY76294	SW8081	8/2/2017	1	g-chlordane		ug/L	U	0.010	0.010
BB-2 DUP	BY76294	SW8081	8/2/2017	1	Endrin ketone		ug/L	U	0.010	0.010
BB-2 DUP	BY76294	SW8081	8/2/2017	1	Chlordane		ug/L	U	0.048	0.048
BB-2 DUP	BY76294	SW8081	8/2/2017	1	g-BHC (Lindane)		ug/L	U	0.005	0.005
BB-2 DUP	BY76294	SW8081	8/2/2017	1	Dieldrin		ug/L	U	0.001	0.001
BB-2 DUP	BY76294	SW8081	8/2/2017	1	Endrin		ug/L	U	0.010	0.010
BB-2 DUP	BY76294	SW8081	8/2/2017	1	Methoxychlor		ug/L	U	0.095	0.095
BB-2 DUP	BY76294	SW8081	8/2/2017	1	4,4' -DDD		ug/L	U	0.010	0.005
BB-2 DUP	BY76294	SW8081	8/2/2017	1	4,4' -DDE		ug/L	U	0.010	0.005
BB-2 DUP	BY76294	SW8081	8/2/2017	1	Endrin Aldehyde		ug/L	U	0.010	0.010
BB-2 DUP	BY76294	SW8081	8/2/2017	1	Heptachlor		ug/L	U	0.010	0.010
BB-2 DUP	BY76294	SW8081	8/2/2017	1	Toxaphene		ug/L	U	0.19	0.19
BB-2 DUP	BY76294	SW8081	8/2/2017	1	Endosulfan I		ug/L	U	0.010	0.010
BB-2 DUP	BY76294	SW8082	8/3/2017	1	PCB-1260		ug/L	U	0.095	0.095
BB-2 DUP	BY76294	SW8082	8/3/2017	1	PCB-1254		ug/L	U	0.095	0.095
BB-2 DUP	BY76294	SW8082	8/3/2017	1	PCB-1268		ug/L	U	0.095	0.095
BB-2 DUP	BY76294	SW8082	8/3/2017	1	PCB-1221		ug/L	U	0.095	0.095
BB-2 DUP	BY76294	SW8082	8/3/2017	1	PCB-1232		ug/L	U	0.095	0.095
BB-2 DUP	BY76294	SW8082	8/3/2017	1	PCB-1248		ug/L	U	0.095	0.095
BB-2 DUP	BY76294	SW8082	8/3/2017	1	PCB-1016		ug/L	U	0.095	0.095
BB-2 DUP	BY76294	SW8082	8/3/2017	1	PCB-1262		ug/L	U	0.095	0.095
BB-2 DUP	BY76294	SW8082	8/3/2017	1	PCB-1242		ug/L	U	0.095	0.095
BB-2 DUP	BY76294	SW8260	8/3/2017	1	Ethylbenzene		ug/L	U	0.25	1.0
BB-2 DUP	BY76294	SW8260	8/3/2017	1	Styrene		ug/L	U	0.25	1.0
BB-2 DUP	BY76294	SW8260	8/3/2017	1	cis-1,3-Dichloropropene		ug/L	U	0.25	0.40
BB-2 DUP	BY76294	SW8260	8/3/2017	1	trans-1,3-Dichloropropene		ug/L	U	0.25	0.40
BB-2 DUP	BY76294	SW8260	8/3/2017	1	n-Propylbenzene		ug/L	U	0.25	1.0
BB-2 DUP	BY76294	SW8260	8/3/2017	1	n-Butylbenzene		ug/L	U	0.25	1.0
BB-2 DUP	BY76294	SW8260	8/3/2017	1	4-Chlorotoluene		ug/L	U	0.25	1.0
BB-2 DUP	BY76294	SW8260	8/3/2017	1	1,4-Dichlorobenzene		ug/L	U	0.25	1.0
BB-2 DUP	BY76294	SW8260	8/3/2017	1	1,2-Dibromoethane		ug/L	U	0.25	1.0
BB-2 DUP	BY76294	SW8260	8/3/2017	1	Acrolein		ug/L	U	2.5	5.0
BB-2 DUP	BY76294	SW8260	8/3/2017	1	1,2-Dichloroethane		ug/L	U	0.50	0.60
BB-2 DUP	BY76294	SW8260	8/3/2017	1	Acrylonitrile		ug/L	U	2.5	5.0
BB-2 DUP	BY76294	SW8260	8/3/2017	1	4-Methyl-2-pentanone		ug/L	U	2.5	2.5
BB-2 DUP	BY76294	SW8260	8/3/2017	1	1,3,5-Trimethylbenzene		ug/L	U	0.25	1.0
BB-2 DUP	BY76294	SW8260	8/3/2017	1	Bromobenzene		ug/L	U	0.25	1.0
BB-2 DUP	BY76294	SW8260	8/3/2017	1	Toluene		ug/L	U	0.25	1.0

Sample Name	Lab ID	Analytical Method	Analysis Date	Dilution Factor	Analyte	Result	Unit	Qualifier	MDL	RL
BB-2 DUP	BY76294	SW8260	8/3/2017	1	Chlorobenzene		ug/L	U	0.25	5.0
BB-2 DUP	BY76294	SW8260	8/3/2017	1	Tetrahydrofuran (THF)		ug/L	U	2.5	5.0
BB-2 DUP	BY76294	SW8260	8/3/2017	1	trans-1,4-dichloro-2-butene		ug/L	U	2.5	2.5
BB-2 DUP	BY76294	SW8260	8/3/2017	1	1,2,4-Trichlorobenzene		ug/L	U	0.25	1.0
BB-2 DUP	BY76294	SW8260	8/3/2017	1	Dibromochloromethane		ug/L	U	0.25	1.0
BB-2 DUP	BY76294	SW8260	8/3/2017	1	Tetrachloroethene		ug/L	U	0.25	1.0
BB-2 DUP	BY76294	SW8260	8/3/2017	1	sec-Butylbenzene		ug/L	U	0.25	1.0
BB-2 DUP	BY76294	SW8260	8/3/2017	1	1,3-Dichloropropane		ug/L	U	0.25	1.0
BB-2 DUP	BY76294	SW8260	8/3/2017	1	cis-1,2-Dichloroethene		ug/L	U	0.25	1.0
BB-2 DUP	BY76294	SW8260	8/3/2017	1	trans-1,2-Dichloroethene		ug/L	U	0.25	5.0
BB-2 DUP	BY76294	SW8260	8/3/2017	1	Methyl t-butyl ether (MTBE)		ug/L	U	0.25	1.0
BB-2 DUP	BY76294	SW8260	8/3/2017	1	m&p-Xylene		ug/L	U	0.25	1.0
BB-2 DUP	BY76294	SW8260	8/3/2017	1	2-Isopropyltoluene		ug/L	U	0.25	1.0
BB-2 DUP	BY76294	SW8260	8/3/2017	1	1,3-Dichlorobenzene	0.27	ug/L	J	0.25	1.0
BB-2 DUP	BY76294	SW8260	8/3/2017	1	Carbon tetrachloride		ug/L	U	0.25	1.0
BB-2 DUP	BY76294	SW8260	8/3/2017	1	1,1-Dichloropropene		ug/L	U	0.25	1.0
BB-2 DUP	BY76294	SW8260	8/3/2017	1	2-Hexanone		ug/L	U	2.5	2.5
BB-2 DUP	BY76294	SW8260	8/3/2017	1	2,2-Dichloropropane		ug/L	U	0.25	1.0
BB-2 DUP	BY76294	SW8260	8/3/2017	1	1,1,1,2-Tetrachloroethane		ug/L	U	0.25	1.0
BB-2 DUP	BY76294	SW8260	8/3/2017	1	Acetone		ug/L	U	2.5	5.0
BB-2 DUP	BY76294	SW8260	8/3/2017	1	Chloroform		ug/L	U	0.25	5.0
BB-2 DUP	BY76294	SW8260	8/3/2017	1	Benzene		ug/L	U	0.25	0.70
BB-2 DUP	BY76294	SW8260	8/3/2017	1	1,1,1-Trichloroethane		ug/L	U	0.25	5.0
BB-2 DUP	BY76294	SW8260	8/3/2017	1	Bromomethane		ug/L	U	0.25	5.0
BB-2 DUP	BY76294	SW8260	8/3/2017	1	Chloromethane		ug/L	U	0.25	5.0
BB-2 DUP	BY76294	SW8260	8/3/2017	1	Dibromomethane		ug/L	U	0.25	1.0
BB-2 DUP	BY76294	SW8260	8/3/2017	1	Bromochloromethane		ug/L	U	0.25	1.0
BB-2 DUP	BY76294	SW8260	8/3/2017	1	Chloroethane		ug/L	U	0.25	5.0
BB-2 DUP	BY76294	SW8260	8/3/2017	1	Vinyl chloride		ug/L	U	0.25	1.0
BB-2 DUP	BY76294	SW8260	8/3/2017	1	Methylene chloride		ug/L	U	1.0	3.0
BB-2 DUP	BY76294	SW8260	8/3/2017	1	Carbon Disulfide		ug/L	U	0.25	1.0
BB-2 DUP	BY76294	SW8260	8/3/2017	1	Bromoform		ug/L	U	0.25	5.0
BB-2 DUP	BY76294	SW8260	8/3/2017	1	Bromodichloromethane		ug/L	U	0.25	1.0
BB-2 DUP	BY76294	SW8260	8/3/2017	1	1,1-Dichloroethane		ug/L	U	0.25	5.0
BB-2 DUP	BY76294	SW8260	8/3/2017	1	1,1-Dichloroethene		ug/L	U	0.25	1.0
BB-2 DUP	BY76294	SW8260	8/3/2017	1	Trichlorofluoromethane		ug/L	U	0.25	1.0
BB-2 DUP	BY76294	SW8260	8/3/2017	1	Dichlorodifluoromethane		ug/L	U	0.25	1.0
BB-2 DUP	BY76294	SW8260	8/3/2017	1	Trichlorotrifluoroethane		ug/L	U	0.25	1.0
BB-2 DUP	BY76294	SW8260	8/3/2017	1	1,2-Dichloropropane		ug/L	U	0.25	1.0

ANGELIC TEXTILE SERVICES
NEW YORK
DATA SUMMARY TABLE
SEDIMENT/GROUNDWATER
SDG: GBY76292

Sample Name	Lab ID	Analytical Method	Analysis Date	Dilution Factor	Analyte	Result	Unit	Qualifier	MDL	RL
BB-2 DUP	BY76294	SW8260	8/3/2017	1	Methyl ethyl ketone		ug/L	U	2.5	2.5
BB-2 DUP	BY76294	SW8260	8/3/2017	1	1,1,2-Trichloroethane		ug/L	U	0.25	1.0
BB-2 DUP	BY76294	SW8260	8/3/2017	1	Trichloroethene		ug/L	U	0.25	1.0
BB-2 DUP	BY76294	SW8260	8/3/2017	1	1,1,2,2-Tetrachloroethane		ug/L	U	0.25	1.0
BB-2 DUP	BY76294	SW8260	8/3/2017	1	1,2,3-Trichlorobenzene		ug/L	U	0.25	1.0
BB-2 DUP	BY76294	SW8260	8/3/2017	1	Hexachlorobutadiene		ug/L	U	0.20	0.50
BB-2 DUP	BY76294	SW8260	8/3/2017	1	Naphthalene		ug/L	U	1.0	1.0
BB-2 DUP	BY76294	SW8260	8/3/2017	1	o-Xylene		ug/L	U	0.25	1.0
BB-2 DUP	BY76294	SW8260	8/3/2017	1	2-Chlorotoluene		ug/L	U	0.25	1.0
BB-2 DUP	BY76294	SW8260	8/3/2017	1	1,2-Dichlorobenzene		ug/L	U	0.25	1.0
BB-2 DUP	BY76294	SW8260	8/3/2017	1	1,2,4-Trimethylbenzene		ug/L	U	0.25	1.0
BB-2 DUP	BY76294	SW8260	8/3/2017	1	1,2-Dibromo-3-chloropropane		ug/L	U	0.50	1.0
BB-2 DUP	BY76294	SW8260	8/3/2017	1	1,2,3-Trichloropropane		ug/L	U	0.25	1.0
BB-2 DUP	BY76294	SW8260	8/3/2017	1	tert-Butylbenzene		ug/L	U	0.25	1.0
BB-2 DUP	BY76294	SW8260	8/3/2017	1	Isopropylbenzene		ug/L	U	0.25	1.0
BB-2 DUP	BY76294	SW8260	8/3/2017	1	p-Isopropyltoluene		ug/L	U	0.25	1.0
BB-2 DUP	BY76294	SW8270	8/3/2017	1	4-Nitroaniline		ug/L	U	1.6	4.7
BB-2 DUP	BY76294	SW8270	8/3/2017	1	4-Nitrophenol		ug/L	U	0.94	0.94
BB-2 DUP	BY76294	SW8270	8/3/2017	1	4-Bromophenyl phenyl ether		ug/L	U	1.4	4.7
BB-2 DUP	BY76294	SW8270	8/3/2017	1	2,4-Dimethylphenol		ug/L	U	0.94	0.94
BB-2 DUP	BY76294	SW8270	8/3/2017	1	2,4-Dinitrophenol		ug/L	UJ	0.94	0.94
BB-2 DUP	BY76294	SW8270	8/3/2017	1	4-Chloroaniline		ug/L	U	2.2	3.3
BB-2 DUP	BY76294	SW8270	8/3/2017	1	Phenol		ug/L	U	0.94	0.94
BB-2 DUP	BY76294	SW8270	8/3/2017	1	Pyridine		ug/L	U	1.2	9.4
BB-2 DUP	BY76294	SW8270	8/3/2017	1	Bis(2-chloroethyl)ether		ug/L	U	0.94	0.94
BB-2 DUP	BY76294	SW8270	8/3/2017	1	Bis(2-chloroethoxy)methane		ug/L	U	1.3	4.7
BB-2 DUP	BY76294	SW8270	8/3/2017	1	Di-n-octylphthalate		ug/L	U	1.2	4.7
BB-2 DUP	BY76294	SW8270	8/3/2017	1	Anthracene		ug/L	U	1.5	4.7
BB-2 DUP	BY76294	SW8270	8/3/2017	1	1,2,4-Trichlorobenzene		ug/L	U	1.4	4.7
BB-2 DUP	BY76294	SW8270	8/3/2017	1	2,4-Dichlorophenol		ug/L	U	0.94	0.94
BB-2 DUP	BY76294	SW8270	8/3/2017	1	1,2-Diphenylhydrazine		ug/L	U	1.5	4.7
BB-2 DUP	BY76294	SW8270	8/3/2017	1	Pyrene		ug/L	U	1.6	4.7
BB-2 DUP	BY76294	SW8270	8/3/2017	1	Dimethylphthalate		ug/L	U	1.5	4.7
BB-2 DUP	BY76294	SW8270	8/3/2017	1	Dibenzofuran		ug/L	U	1.4	4.7
BB-2 DUP	BY76294	SW8270	8/3/2017	1	Fluoranthene		ug/L	U	1.5	4.7
BB-2 DUP	BY76294	SW8270	8/3/2017	1	Bis(2-chloroisopropyl)ether		ug/L	U	1.3	4.7
BB-2 DUP	BY76294	SW8270	8/3/2017	1	4-Chloro-3-methylphenol		ug/L	U	0.94	0.94
BB-2 DUP	BY76294	SW8270	8/3/2017	1	2,6-Dinitrotoluene		ug/L	U	1.5	4.7
BB-2 DUP	BY76294	SW8270	8/3/2017	1	N-Nitrosodi-n-propylamine		ug/L	U	1.5	4.7

ANGELIC TEXTILE SERVICES
NEW YORK
DATA SUMMARY TABLE
SEDIMENT/GROUNDWATER
SDG: GBY76292

Sample Name	Lab ID	Analytical Method	Analysis Date	Dilution Factor	Analyte	Result	Unit	Qualifier	MDL	RL
BB-2 DUP	BY76294	SW8270	8/3/2017	1	Aniline		ug/L	U	4.7	3.3
BB-2 DUP	BY76294	SW8270	8/3/2017	1	Benzoic acid		ug/L	U	9.4	23
BB-2 DUP	BY76294	SW8270	8/3/2017	1	4-Chlorophenyl phenyl ether		ug/L	U	1.6	4.7
BB-2 DUP	BY76294	SW8270	8/3/2017	1	Hexachlorocyclopentadiene		ug/L	U	1.4	4.7
BB-2 DUP	BY76294	SW8270	8/3/2017	1	Isophorone		ug/L	U	1.3	4.7
BB-2 DUP	BY76294	SW8270	8/3/2017	1	Acenaphthene		ug/L	U	1.4	4.7
BB-2 DUP	BY76294	SW8270	8/3/2017	1	Diethyl phthalate		ug/L	U	1.5	4.7
BB-2 DUP	BY76294	SW8270	8/3/2017	1	Di-n-butylphthalate		ug/L	U	1.2	4.7
BB-2 DUP	BY76294	SW8270	8/3/2017	1	Benzyl butyl phthalate		ug/L	U	1.2	4.7
BB-2 DUP	BY76294	SW8270	8/3/2017	1	N-Nitrosodiphenylamine		ug/L	U	1.8	4.7
BB-2 DUP	BY76294	SW8270	8/3/2017	1	Fluorene		ug/L	U	1.5	4.7
BB-2 DUP	BY76294	SW8270	8/3/2017	1	Carbazole		ug/L	U	3.6	4.7
BB-2 DUP	BY76294	SW8270	8/3/2017	1	2,4,6-Trichlorophenol		ug/L	U	0.94	0.94
BB-2 DUP	BY76294	SW8270	8/3/2017	1	2-Nitrophenol		ug/L	U	0.94	0.94
BB-2 DUP	BY76294	SW8270	8/3/2017	1	Naphthalene		ug/L	U	1.4	4.7
BB-2 DUP	BY76294	SW8270	8/3/2017	1	2-Methylnaphthalene		ug/L	U	1.4	4.7
BB-2 DUP	BY76294	SW8270	8/3/2017	1	2-Chloronaphthalene		ug/L	U	1.3	4.7
BB-2 DUP	BY76294	SW8270	8/3/2017	1	3,3'-Dichlorobenzidine		ug/L	U	2.2	4.7
BB-2 DUP	BY76294	SW8270	8/3/2017	1	2,4-Dinitrotoluene		ug/L	U	1.8	4.7
BB-2 DUP	BY76294	SW8270	8/3/2017	1	2-Methylphenol (o-cresol)		ug/L	U	0.94	0.94
BB-2 DUP	BY76294	SW8270	8/3/2017	1	1,2-Dichlorobenzene		ug/L	U	0.94	0.94
BB-2 DUP	BY76294	SW8270	8/3/2017	1	2-Chlorophenol		ug/L	U	0.94	0.94
BB-2 DUP	BY76294	SW8270	8/3/2017	1	2,4,5-Trichlorophenol		ug/L	U	0.94	0.94
BB-2 DUP	BY76294	SW8270	8/3/2017	1	Acetophenone		ug/L	U	1.5	4.7
BB-2 DUP	BY76294	SW8270	8/3/2017	1	3-Nitroaniline		ug/L	U	1.9	4.7
BB-2 DUP	BY76294	SW8270	8/3/2017	1	3&4-Methylphenol (m&p-cresol)		ug/L	U	0.94	0.94
BB-2 DUP	BY76294	SW8270C-SIM	8/2/2017	1	Bis(2-ethylhexyl)phthalate		ug/L	U	0.94	0.94
BB-2 DUP	BY76294	SW8270C-SIM	8/2/2017	1	Hexachlorobenzene		ug/L	U	0.02	0.02
BB-2 DUP	BY76294	SW8270C-SIM	8/2/2017	1	Benzo(ghi)perylene		ug/L	U	0.02	0.02
BB-2 DUP	BY76294	SW8270C-SIM	8/2/2017	1	Indeno(1,2,3-cd)pyrene		ug/L	U	0.02	0.02
BB-2 DUP	BY76294	SW8270C-SIM	8/2/2017	1	Benzo(b)fluoranthene		ug/L	U	0.02	0.02
BB-2 DUP	BY76294	SW8270C-SIM	8/2/2017	1	Benzo(k)fluoranthene		ug/L	U	0.02	0.02
BB-2 DUP	BY76294	SW8270C-SIM	8/2/2017	1	Acenaphthylene		ug/L	U	0.09	0.09
BB-2 DUP	BY76294	SW8270C-SIM	8/2/2017	1	Chrysene		ug/L	UJ	0.02	0.02
BB-2 DUP	BY76294	SW8270C-SIM	8/2/2017	1	Benzo(a)pyrene		ug/L	U	0.02	0.02
BB-2 DUP	BY76294	SW8270C-SIM	8/2/2017	1	Dibenz(a,h)anthracene		ug/L	U	0.02	0.02
BB-2 DUP	BY76294	SW8270C-SIM	8/2/2017	1	Benz(a)anthracene		ug/L	UJ	0.02	0.02
BB-2 DUP	BY76294	SW8270C-SIM	8/2/2017	1	N-Nitrosodimethylamine		ug/L	U	0.09	0.09
BB-2 DUP	BY76294	SW8270C-SIM	8/2/2017	1	Hexachloroethane		ug/L	U	0.47	0.47

ANGELIC TEXTILE SERVICES
NEW YORK
DATA SUMMARY TABLE
SEDIMENT/GROUNDWATER
SDG: GBY76292

Sample Name	Lab ID	Analytical Method	Analysis Date	Dilution Factor	Analyte	Result	Unit	Qualifier	MDL	RL
BB-2 DUP	BY76294	SW8270C-SIM	8/2/2017	1	Pentachloronitrobenzene		ug/L	U	0.09	0.09
BB-2 DUP	BY76294	SW8270C-SIM	8/2/2017	1	Phenanthrene		ug/L	U	0.09	0.09
BB-2 DUP	BY76294	SW8270C-SIM	8/2/2017	1	Hexachlorobutadiene		ug/L	U	0.38	0.38
BB-2 DUP	BY76294	SW8270C-SIM	8/2/2017	1	Pentachlorophenol		ug/L	U	0.09	0.09
BB-2 DUP	BY76294	SW8270C-SIM	8/2/2017	1	1,2,4,5-Tetrachlorobenzene		ug/L	U	0.47	0.47
BB-2 DUP	BY76294	SW8270C-SIM	8/2/2017	1	Nitrobenzene		ug/L	U	0.09	0.09
BB-2 DUP	BY76294	SW8270	8/3/2017	1	2-Nitroaniline		ug/L	U	1.9	4.7
BB-2 DUP	BY76294	SW6010	8/3/2017	1	Vanadium		mg/L	U	0.001	0.010
BB-2 DUP	BY76294	SW6010	8/3/2017	1	Zinc	0.047	mg/L		0.001	0.010
BB-2 DUP	BY76294	SW8270	8/3/2017	1	4,6-Dinitro-2-methylphenol		ug/L	U	0.94	0.94
BB-2 DUP	BY76294	SW8270	8/3/2017	1	Benzidine		ug/L	U	2.8	4.2
MW-6	BY76295	SW8270	8/3/2017	1	1,3-Dichlorobenzene		ug/L	UJ	1.1	1.1
MW-6	BY76295	SW8270	8/3/2017	1	1,4-Dichlorobenzene		ug/L	UJ	1.1	1.1
MW-6	BY76295	SW8270	8/3/2017	1	2,4-Dinitrophenol		ug/L	UJ	1.1	1.1
MW-6	BY76295	SW8260	8/3/2017	1	Ethylbenzene		ug/L	U	0.25	1.0
MW-6	BY76295	SW8260	8/3/2017	1	Styrene		ug/L	U	0.25	1.0
MW-6	BY76295	SW8260	8/3/2017	1	cis-1,3-Dichloropropene		ug/L	U	0.25	0.40
MW-6	BY76295	SW8260	8/3/2017	1	trans-1,3-Dichloropropene		ug/L	U	0.25	0.40
MW-6	BY76295	SW8260	8/3/2017	1	n-Propylbenzene		ug/L	U	0.25	1.0
MW-6	BY76295	SW8260	8/3/2017	1	n-Butylbenzene		ug/L	U	0.25	1.0
MW-6	BY76295	SW8260	8/3/2017	1	4-Chlorotoluene		ug/L	U	0.25	1.0
MW-6	BY76295	SW8260	8/3/2017	1	1,4-Dichlorobenzene		ug/L	U	0.25	1.0
MW-6	BY76295	SW8260	8/3/2017	1	1,2-Dibromoethane		ug/L	U	0.25	1.0
MW-6	BY76295	SW8260	8/3/2017	1	Acrolein		ug/L	U	2.5	5.0
MW-6	BY76295	SW8260	8/3/2017	1	1,2-Dichloroethane		ug/L	U	0.50	0.60
MW-6	BY76295	SW8260	8/3/2017	1	Acrylonitrile		ug/L	U	2.5	5.0
MW-6	BY76295	SW8260	8/3/2017	1	4-Methyl-2-pentanone		ug/L	U	2.5	2.5
MW-6	BY76295	SW8260	8/3/2017	1	1,3,5-Trimethylbenzene		ug/L	U	0.25	1.0
MW-6	BY76295	SW8260	8/3/2017	1	Bromobenzene		ug/L	U	0.25	1.0
MW-6	BY76295	SW8260	8/3/2017	1	Toluene		ug/L	U	0.25	1.0
MW-6	BY76295	SW8260	8/3/2017	1	Chlorobenzene		ug/L	U	0.25	5.0
MW-6	BY76295	SW8260	8/3/2017	1	Tetrahydrofuran (THF)		ug/L	U	2.5	5.0
MW-6	BY76295	SW8260	8/3/2017	1	trans-1,4-dichloro-2-butene		ug/L	U	2.5	2.5
MW-6	BY76295	SW8260	8/3/2017	1	1,2,4-Trichlorobenzene		ug/L	U	0.25	1.0
MW-6	BY76295	SW8260	8/3/2017	1	Dibromochloromethane		ug/L	U	0.25	1.0
MW-6	BY76295	SW8260	8/3/2017	1	Tetrachloroethene		ug/L	U	0.25	1.0
MW-6	BY76295	SW8260	8/3/2017	1	sec-Butylbenzene		ug/L	U	0.25	1.0
MW-6	BY76295	SW8260	8/3/2017	1	1,3-Dichloropropane		ug/L	U	0.25	1.0
MW-6	BY76295	SW8260	8/3/2017	1	cis-1,2-Dichloroethene		ug/L	U	0.25	1.0

ANGELIC TEXTILE SERVICES
NEW YORK
DATA SUMMARY TABLE
SEDIMENT/GROUNDWATER
SDG: GBY76292

Sample Name	Lab ID	Analytical Method	Analysis Date	Dilution Factor	Analyte	Result	Unit	Qualifier	MDL	RL
MW-6	BY76295	SW8260	8/3/2017	1	trans-1,2-Dichloroethene		ug/L	U	0.25	5.0
MW-6	BY76295	SW8260	8/3/2017	1	Methyl t-butyl ether (MTBE)		ug/L	U	0.25	1.0
MW-6	BY76295	SW8260	8/3/2017	1	m&p-Xylene		ug/L	U	0.25	1.0
MW-6	BY76295	SW8260	8/3/2017	1	2-Isopropyltoluene		ug/L	U	0.25	1.0
MW-6	BY76295	SW8260	8/3/2017	1	1,3-Dichlorobenzene	0.48	ug/L	J	0.25	1.0
MW-6	BY76295	SW8260	8/3/2017	1	Carbon tetrachloride		ug/L	U	0.25	1.0
MW-6	BY76295	SW8260	8/3/2017	1	1,1-Dichloropropene		ug/L	U	0.25	1.0
MW-6	BY76295	SW8260	8/3/2017	1	2-Hexanone		ug/L	U	2.5	2.5
MW-6	BY76295	SW8260	8/3/2017	1	2,2-Dichloropropane		ug/L	U	0.25	1.0
MW-6	BY76295	SW8260	8/3/2017	1	1,1,1,2-Tetrachloroethane		ug/L	U	0.25	1.0
MW-6	BY76295	SW8260	8/3/2017	1	Acetone	3.1	ug/L	J	2.5	5.0
MW-6	BY76295	SW8260	8/3/2017	1	Chloroform		ug/L	U	0.25	5.0
MW-6	BY76295	SW8260	8/3/2017	1	Benzene		ug/L	U	0.25	0.70
MW-6	BY76295	SW8260	8/3/2017	1	1,1,1-Trichloroethane		ug/L	U	0.25	5.0
MW-6	BY76295	SW8260	8/3/2017	1	Bromomethane		ug/L	U	0.25	5.0
MW-6	BY76295	SW8260	8/3/2017	1	Chloromethane		ug/L	U	0.25	5.0
MW-6	BY76295	SW8260	8/3/2017	1	Dibromomethane		ug/L	U	0.25	1.0
MW-6	BY76295	SW8260	8/3/2017	1	Bromochloromethane		ug/L	U	0.25	1.0
MW-6	BY76295	SW8260	8/3/2017	1	Chloroethane		ug/L	U	0.25	5.0
MW-6	BY76295	SW8260	8/3/2017	1	Vinyl chloride		ug/L	U	0.25	1.0
MW-6	BY76295	SW8260	8/3/2017	1	Methylene chloride		ug/L	U	1.0	3.0
MW-6	BY76295	SW8260	8/3/2017	1	Carbon Disulfide		ug/L	U	0.25	1.0
MW-6	BY76295	SW8260	8/3/2017	1	Bromoform		ug/L	U	0.25	5.0
MW-6	BY76295	SW8260	8/3/2017	1	Bromodichloromethane		ug/L	U	0.25	1.0
MW-6	BY76295	SW8260	8/3/2017	1	1,1-Dichloroethane		ug/L	U	0.25	5.0
MW-6	BY76295	SW8260	8/3/2017	1	1,1-Dichloroethene		ug/L	U	0.25	1.0
MW-6	BY76295	SW8260	8/3/2017	1	Trichlorofluoromethane		ug/L	U	0.25	1.0
MW-6	BY76295	SW8260	8/3/2017	1	Dichlorodifluoromethane		ug/L	U	0.25	1.0
MW-6	BY76295	SW8260	8/3/2017	1	Trichlorotrifluoroethane		ug/L	U	0.25	1.0
MW-6	BY76295	SW8260	8/3/2017	1	1,2-Dichloropropane		ug/L	U	0.25	1.0
MW-6	BY76295	SW8260	8/3/2017	1	Methyl ethyl ketone		ug/L	U	2.5	2.5
MW-6	BY76295	SW8260	8/3/2017	1	1,1,2-Trichloroethane		ug/L	U	0.25	1.0
MW-6	BY76295	SW8260	8/3/2017	1	Trichloroethene		ug/L	U	0.25	1.0
MW-6	BY76295	SW8260	8/3/2017	1	1,1,2,2-Tetrachloroethane		ug/L	U	0.25	1.0
MW-6	BY76295	SW8260	8/3/2017	1	1,2,3-Trichlorobenzene		ug/L	U	0.25	1.0
MW-6	BY76295	SW8260	8/3/2017	1	Hexachlorobutadiene		ug/L	U	0.20	0.50
MW-6	BY76295	SW8260	8/3/2017	1	Naphthalene		ug/L	U	1.0	1.0
MW-6	BY76295	SW8260	8/3/2017	1	o-Xylene		ug/L	U	0.25	1.0
MW-6	BY76295	SW8260	8/3/2017	1	2-Chlorotoluene		ug/L	U	0.25	1.0

ANGELIC TEXTILE SERVICES
NEW YORK
DATA SUMMARY TABLE
SEDIMENT/GROUNDWATER
SDG: GBY76292

Sample Name	Lab ID	Analytical Method	Analysis Date	Dilution Factor	Analyte	Result	Unit	Qualifier	MDL	RL
MW-6	BY76295	SW8260	8/3/2017	1	1,2-Dichlorobenzene		ug/L	U	0.25	1.0
MW-6	BY76295	SW8260	8/3/2017	1	1,2,4-Trimethylbenzene		ug/L	U	0.25	1.0
MW-6	BY76295	SW8260	8/3/2017	1	1,2-Dibromo-3-chloropropane		ug/L	U	0.50	1.0
MW-6	BY76295	SW8260	8/3/2017	1	1,2,3-Trichloropropane		ug/L	U	0.25	1.0
MW-6	BY76295	SW8260	8/3/2017	1	tert-Butylbenzene		ug/L	U	0.25	1.0
MW-6	BY76295	SW8260	8/3/2017	1	Isopropylbenzene		ug/L	U	0.25	1.0
MW-6	BY76295	SW8260	8/3/2017	1	p-Isopropyltoluene		ug/L	U	0.25	1.0
MW-6	BY76295	SW8270	8/3/2017	1	4-Nitroaniline		ug/L	U	1.9	5.6
MW-6	BY76295	SW8270	8/3/2017	1	4-Nitrophenol		ug/L	U	1.1	1.1
MW-6	BY76295	SW8270	8/3/2017	1	4-Bromophenyl phenyl ether		ug/L	U	1.7	5.6
MW-6	BY76295	SW8270	8/3/2017	1	2,4-Dimethylphenol		ug/L	U	1.1	1.1
MW-6	BY76295	SW8270	8/3/2017	1	2,4-Dinitrotoluene		ug/L	U	2.2	5.6
MW-6	BY76295	SW8270	8/3/2017	1	4-Chloroaniline		ug/L	U	2.6	3.9
MW-6	BY76295	SW8270	8/3/2017	1	Phenol		ug/L	U	1.1	1.1
MW-6	BY76295	SW8270	8/3/2017	1	Pyridine		ug/L	U	1.4	11
MW-6	BY76295	SW8270	8/3/2017	1	Bis(2-chloroethyl)ether		ug/L	U	1.1	1.1
MW-6	BY76295	SW8270	8/3/2017	1	Bis(2-chloroethoxy)methane		ug/L	U	1.6	5.6
MW-6	BY76295	SW8270	8/3/2017	1	Di-n-octylphthalate		ug/L	U	1.4	5.6
MW-6	BY76295	SW8270	8/3/2017	1	Anthracene		ug/L	U	1.8	5.6
MW-6	BY76295	SW8270	8/3/2017	1	1,2,4-Trichlorobenzene		ug/L	U	1.7	5.6
MW-6	BY76295	SW8270	8/3/2017	1	2,4-Dichlorophenol		ug/L	U	1.1	1.1
MW-6	BY76295	SW8270	8/3/2017	1	1,2-Diphenylhydrazine		ug/L	U	1.8	5.6
MW-6	BY76295	SW8270	8/3/2017	1	Pyrene		ug/L	U	1.9	5.6
MW-6	BY76295	SW8270	8/3/2017	1	Dimethylphthalate		ug/L	U	1.7	5.6
MW-6	BY76295	SW8270	8/3/2017	1	Dibenzofuran		ug/L	U	1.6	5.6
MW-6	BY76295	SW8270	8/3/2017	1	Fluoranthene		ug/L	U	1.8	5.6
MW-6	BY76295	SW8270	8/3/2017	1	Bis(2-chloroisopropyl)ether		ug/L	U	1.6	5.6
MW-6	BY76295	SW8270	8/3/2017	1	4-Chloro-3-methylphenol		ug/L	U	1.1	1.1
MW-6	BY76295	SW8270	8/3/2017	1	2,6-Dinitrotoluene		ug/L	U	1.8	5.6
MW-6	BY76295	SW8270	8/3/2017	1	N-Nitrosodi-n-propylamine		ug/L	U	1.8	5.6
MW-6	BY76295	SW8270	8/3/2017	1	Aniline		ug/L	U	5.6	3.9
MW-6	BY76295	SW8270	8/3/2017	1	Benzoic acid		ug/L	U	11	28
MW-6	BY76295	SW8270	8/3/2017	1	4-Chlorophenyl phenyl ether		ug/L	U	1.9	5.6
MW-6	BY76295	SW8270	8/3/2017	1	Hexachlorocyclopentadiene		ug/L	U	1.7	5.6
MW-6	BY76295	SW8270	8/3/2017	1	Isophorone		ug/L	U	1.6	5.6
MW-6	BY76295	SW8270	8/3/2017	1	Acenaphthene		ug/L	U	1.7	5.6
MW-6	BY76295	SW8270	8/3/2017	1	Diethyl phthalate		ug/L	U	1.8	5.6
MW-6	BY76295	SW8270	8/3/2017	1	Di-n-butylphthalate		ug/L	U	1.5	5.6
MW-6	BY76295	SW8270	8/3/2017	1	Benzyl butyl phthalate		ug/L	U	1.4	5.6

ANGELIC TEXTILE SERVICES
NEW YORK
DATA SUMMARY TABLE
SEDIMENT/GROUNDWATER
SDG: GBY76292

Sample Name	Lab ID	Analytical Method	Analysis Date	Dilution Factor	Analyte	Result	Unit	Qualifier	MDL	RL
MW-6	BY76295	SW8270	8/3/2017	1	N-Nitrosodiphenylamine		ug/L	U	2.2	5.6
MW-6	BY76295	SW8270	8/3/2017	1	Fluorene		ug/L	U	1.9	5.6
MW-6	BY76295	SW8270	8/3/2017	1	Carbazole		ug/L	U	4.3	5.6
MW-6	BY76295	SW8270	8/3/2017	1	2,4,6-Trichlorophenol		ug/L	U	1.1	1.1
MW-6	BY76295	SW8270	8/3/2017	1	2-Nitrophenol		ug/L	U	1.1	1.1
MW-6	BY76295	SW8270	8/3/2017	1	Naphthalene		ug/L	U	1.6	5.6
MW-6	BY76295	SW8270	8/3/2017	1	2-Methylnaphthalene		ug/L	U	1.7	5.6
MW-6	BY76295	SW8270	8/3/2017	1	2-Chloronaphthalene		ug/L	U	1.6	5.6
MW-6	BY76295	SW8270	8/3/2017	1	3,3'-Dichlorobenzidine		ug/L	U	2.7	5.6
MW-6	BY76295	SW8270	8/3/2017	1	2-Nitroaniline		ug/L	U	2.2	5.6
MW-6	BY76295	SW8270	8/3/2017	1	2-Methylphenol (o-cresol)		ug/L	U	1.1	1.1
MW-6	BY76295	SW8270	8/3/2017	1	1,2-Dichlorobenzene		ug/L	U	1.1	1.1
MW-6	BY76295	SW8270	8/3/2017	1	2-Chlorophenol		ug/L	U	1.1	1.1
MW-6	BY76295	SW8270	8/3/2017	1	2,4,5-Trichlorophenol		ug/L	U	1.1	1.1
MW-6	BY76295	SW8270	8/3/2017	1	Acetophenone		ug/L	U	1.8	5.6
MW-6	BY76295	SW8270	8/3/2017	1	3-Nitroaniline		ug/L	U	2.2	5.6
MW-6	BY76295	SW8270	8/3/2017	1	3&4-Methylphenol (m&p-cresol)		ug/L	U	1.1	1.1
MW-6	BY76295	SW8270C-SIM	8/2/2017	1	Bis(2-ethylhexyl)phthalate		ug/L	U	1.1	1.1
MW-6	BY76295	SW8270C-SIM	8/2/2017	1	Hexachlorobenzene		ug/L	U	0.02	0.02
MW-6	BY76295	SW8270C-SIM	8/2/2017	1	Benzo(ghi)perylene	0.10	ug/L		0.02	0.02
MW-6	BY76295	SW8270C-SIM	8/2/2017	1	Indeno(1,2,3-cd)pyrene	0.09	ug/L		0.02	0.02
MW-6	BY76295	SW8270C-SIM	8/2/2017	1	Benzo(b)fluoranthene	0.14	ug/L		0.02	0.02
MW-6	BY76295	SW8270C-SIM	8/2/2017	1	Benzo(k)fluoranthene	0.14	ug/L		0.02	0.02
MW-6	BY76295	SW8270C-SIM	8/2/2017	1	Acenaphthylene		ug/L	U	0.11	0.11
MW-6	BY76295	SW8270C-SIM	8/2/2017	1	Chrysene	0.16	ug/L		0.02	0.02
MW-6	BY76295	SW8270C-SIM	8/2/2017	1	Benzo(a)pyrene	0.16	ug/L		0.02	0.02
MW-6	BY76295	SW8270C-SIM	8/2/2017	1	Dibenz(a,h)anthracene	0.03	ug/L		0.02	0.02
MW-6	BY76295	SW8270C-SIM	8/2/2017	1	Benz(a)anthracene	0.18	ug/L		0.02	0.02
MW-6	BY76295	SW8270C-SIM	8/2/2017	1	N-Nitrosodimethylamine		ug/L	U	0.11	0.11
MW-6	BY76295	SW8270C-SIM	8/2/2017	1	Hexachloroethane		ug/L	U	0.56	0.56
MW-6	BY76295	SW8270C-SIM	8/2/2017	1	Pentachloronitrobenzene		ug/L	U	0.11	0.11
MW-6	BY76295	SW8270C-SIM	8/2/2017	1	Phenanthrene	0.13	ug/L		0.11	0.11
MW-6	BY76295	SW8270C-SIM	8/2/2017	1	Hexachlorobutadiene		ug/L	U	0.45	0.45
MW-6	BY76295	SW8270C-SIM	8/2/2017	1	Pentachlorophenol		ug/L	U	0.11	0.11
MW-6	BY76295	SW8270C-SIM	8/2/2017	1	1,2,4,5-Tetrachlorobenzene		ug/L	U	0.56	0.56
MW-6	BY76295	SW8270C-SIM	8/2/2017	1	Nitrobenzene		ug/L	U	0.11	0.11
MW-6	BY76295	SW8270	8/3/2017	1	4,6-Dinitro-2-methylphenol		ug/L	U	1.1	1.1
MW-6	BY76295	SW8270	8/3/2017	1	Benzidine		ug/L	U	3.3	5.1
MW-6 DUP	BY76296	7010	8/3/2017	1	Antimony		mg/L	U	0.002	0.002

ANGELIC TEXTILE SERVICES
NEW YORK
DATA SUMMARY TABLE
SEDIMENT/GROUNDWATER
SDG: GBY76292

Sample Name	Lab ID	Analytical Method	Analysis Date	Dilution Factor	Analyte	Result	Unit	Qualifier	MDL	RL
MW-6 DUP	BY76296	7010	8/3/2017	1	Thallium - LDL		mg/L	UJ	0.001	0.001
MW-6 DUP	BY76296	7010	8/4/2017	1	Selenium		mg/L	U	0.001	0.002
MW-6 DUP	BY76296	SW6010	8/3/2017	1	Iron	82.3	mg/L		0.01	0.01
MW-6 DUP	BY76296	SW6010	8/3/2017	1	Lead	1.26	mg/L		0.001	0.002
MW-6 DUP	BY76296	SW6010	8/3/2017	1	Magnesium	58.6	mg/L		0.01	0.010
MW-6 DUP	BY76296	SW6010	8/3/2017	1	Nickel	0.060	mg/L		0.001	0.004
MW-6 DUP	BY76296	SW6010	8/3/2017	1	Silver		mg/L	U	0.001	0.005
MW-6 DUP	BY76296	SW6010	8/3/2017	1	Arsenic - LDL	0.016	mg/L		0.001	0.004
MW-6 DUP	BY76296	SW6010	8/3/2017	1	Barium	0.940	mg/L		0.001	0.010
MW-6 DUP	BY76296	SW6010	8/3/2017	1	Beryllium	0.002	mg/L		0.001	0.001
MW-6 DUP	BY76296	SW6010	8/3/2017	1	Cadmium	0.003	mg/L	J	0.0005	0.004
MW-6 DUP	BY76296	SW6010	8/3/2017	1	Chromium	0.171	mg/L		0.001	0.001
MW-6 DUP	BY76296	SW6010	8/3/2017	1	Cobalt	0.033	mg/L		0.001	0.005
MW-6 DUP	BY76296	SW6010	8/3/2017	1	Copper	0.125	mg/L		0.001	0.005
MW-6 DUP	BY76296	SW6010	8/3/2017	1	Vanadium	0.105	mg/L		0.001	0.010
MW-6 DUP	BY76296	SW6010	8/3/2017	1	Zinc	0.334	mg/L		0.001	0.010
MW-6 DUP	BY76296	SW6010	8/4/2017	1	Potassium	25.0	mg/L		0.1	0.1
MW-6 DUP	BY76296	SW6010	8/4/2017	10	Aluminum	52.7	mg/L		0.024	0.10
MW-6 DUP	BY76296	SW6010	8/4/2017	10	Manganese	2.22	mg/L		0.010	0.050
MW-6 DUP	BY76296	SW6010	8/4/2017	10	Sodium	97.9	mg/L		1.0	1.0
MW-6 DUP	BY76296	SW6010	8/4/2017	10	Calcium	387	mg/L		0.030	0.10
MW-6 DUP	BY76296	SW7470	8/3/2017	1	Mercury	0.0027	mg/L	J	0.0001	0.0002
MW-6 DUP	BY76296	SW8081	8/2/2017	1	Heptachlor epoxide		ug/L	U	0.011	0.011
MW-6 DUP	BY76296	SW8081	8/2/2017	1	Endosulfan Sulfate		ug/L	U	0.011	0.011
MW-6 DUP	BY76296	SW8081	8/2/2017	1	Alachlor		ug/L	U	0.082	0.082
MW-6 DUP	BY76296	SW8081	8/2/2017	1	Aldrin		ug/L	U	0.002	0.002
MW-6 DUP	BY76296	SW8081	8/2/2017	1	a-BHC		ug/L	U	0.006	0.006
MW-6 DUP	BY76296	SW8081	8/2/2017	1	b-BHC		ug/L	U	0.006	0.006
MW-6 DUP	BY76296	SW8081	8/2/2017	1	d-BHC		ug/L	U	0.006	0.006
MW-6 DUP	BY76296	SW8081	8/2/2017	1	Endosulfan II		ug/L	U	0.011	0.011
MW-6 DUP	BY76296	SW8081	8/2/2017	1	4,4' -DDT		ug/L	U	0.011	0.006
MW-6 DUP	BY76296	SW8081	8/2/2017	1	a-chlordane		ug/L	U	0.011	0.011
MW-6 DUP	BY76296	SW8081	8/2/2017	1	g-chlordane		ug/L	U	0.011	0.011
MW-6 DUP	BY76296	SW8081	8/2/2017	1	Endrin ketone		ug/L	U	0.011	0.011
MW-6 DUP	BY76296	SW8081	8/2/2017	1	Chlordane		ug/L	U	0.055	0.055
MW-6 DUP	BY76296	SW8081	8/2/2017	1	g-BHC (Lindane)		ug/L	U	0.006	0.006
MW-6 DUP	BY76296	SW8081	8/2/2017	1	Dieldrin		ug/L	U	0.002	0.002
MW-6 DUP	BY76296	SW8081	8/2/2017	1	Endrin		ug/L	U	0.011	0.011
MW-6 DUP	BY76296	SW8081	8/2/2017	1	Methoxychlor		ug/L	U	0.11	0.11

ANGELIC TEXTILE SERVICES
NEW YORK
DATA SUMMARY TABLE
SEDIMENT/GROUNDWATER
SDG: GBY76292

Sample Name	Lab ID	Analytical Method	Analysis Date	Dilution Factor	Analyte	Result	Unit	Qualifier	MDL	RL
MW-6 DUP	BY76296	SW8081	8/2/2017	1	4,4' -DDD		ug/L	U	0.011	0.006
MW-6 DUP	BY76296	SW8081	8/2/2017	1	4,4' -DDE		ug/L	U	0.011	0.006
MW-6 DUP	BY76296	SW8081	8/2/2017	1	Endrin Aldehyde		ug/L	U	0.011	0.011
MW-6 DUP	BY76296	SW8081	8/2/2017	1	Heptachlor		ug/L	U	0.011	0.011
MW-6 DUP	BY76296	SW8081	8/2/2017	1	Toxaphene		ug/L	U	0.22	0.22
MW-6 DUP	BY76296	SW8081	8/2/2017	1	Endosulfan I		ug/L	U	0.011	0.011
MW-6 DUP	BY76296	SW8082	8/3/2017	1	PCB-1260		ug/L	U	0.11	0.11
MW-6 DUP	BY76296	SW8082	8/3/2017	1	PCB-1254		ug/L	U	0.11	0.11
MW-6 DUP	BY76296	SW8082	8/3/2017	1	PCB-1268		ug/L	U	0.11	0.11
MW-6 DUP	BY76296	SW8082	8/3/2017	1	PCB-1221		ug/L	U	0.11	0.11
MW-6 DUP	BY76296	SW8082	8/3/2017	1	PCB-1232		ug/L	U	0.11	0.11
MW-6 DUP	BY76296	SW8082	8/3/2017	1	PCB-1248		ug/L	U	0.11	0.11
MW-6 DUP	BY76296	SW8082	8/3/2017	1	PCB-1016		ug/L	U	0.11	0.11
MW-6 DUP	BY76296	SW8082	8/3/2017	1	PCB-1262		ug/L	U	0.11	0.11
MW-6 DUP	BY76296	SW8082	8/3/2017	1	PCB-1242		ug/L	U	0.11	0.11
NE-1	BY76297	SW8270	8/3/2017	1	1,3-Dichlorobenzene		ug/L	UJ	1.0	1.0
NE-1	BY76297	SW7470	8/2/2017	1	Mercury		mg/L	UJ	0.0001	0.0002
NE-1	BY76297	SW8270	8/3/2017	1	1,4-Dichlorobenzene		ug/L	UJ	1.0	1.0
NE-1	BY76297	SW8270	8/3/2017	1	2,4-Dinitrophenol		ug/L	UJ	1.0	1.0
NE-1	BY76297	SW8270	8/3/2017	1	2,4-Dinitrotoluene		ug/L	U	2.1	5.2
NE-1	BY76297	7010	8/3/2017	1	Antimony		mg/L	U	0.002	0.002
NE-1	BY76297	7010	8/4/2017	1	Selenium		mg/L	U	0.001	0.002
NE-1	BY76297	SW6010	8/3/2017	1	Lead	0.032	mg/L		0.001	0.002
NE-1	BY76297	SW6010	8/3/2017	1	Magnesium	43.1	mg/L		0.01	0.010
NE-1	BY76297	SW6010	8/3/2017	1	Nickel	0.098	mg/L		0.001	0.004
NE-1	BY76297	SW6010	8/3/2017	1	Silver		mg/L	U	0.001	0.005
NE-1	BY76297	SW6010	8/3/2017	1	Arsenic - LDL	0.023	mg/L		0.001	0.004
NE-1	BY76297	SW6010	8/3/2017	1	Barium	0.949	mg/L		0.001	0.010
NE-1	BY76297	SW6010	8/3/2017	1	Beryllium	0.007	mg/L		0.001	0.001
NE-1	BY76297	SW6010	8/3/2017	1	Cadmium	0.006	mg/L		0.0005	0.004
NE-1	BY76297	SW6010	8/3/2017	1	Chromium	0.279	mg/L		0.001	0.001
NE-1	BY76297	SW6010	8/3/2017	1	Cobalt	0.074	mg/L		0.001	0.005
NE-1	BY76297	SW6010	8/3/2017	1	Copper	0.221	mg/L		0.001	0.005
NE-1	BY76297	SW6010	8/3/2017	1	Vanadium	0.248	mg/L		0.001	0.010
NE-1	BY76297	SW6010	8/3/2017	1	Zinc	0.476	mg/L		0.001	0.010
NE-1	BY76297	SW6010	8/3/2017	1	Calcium	86.4	mg/L		0.003	0.010
NE-1	BY76297	SW6010	8/4/2017	1	Potassium	31.7	mg/L		0.1	0.1
NE-1	BY76297	SW6010	8/4/2017	10	Aluminum	123	mg/L		0.024	0.10
NE-1	BY76297	SW6010	8/4/2017	10	Iron	212	mg/L		0.10	0.10

ANGELIC TEXTILE SERVICES
NEW YORK
DATA SUMMARY TABLE
SEDIMENT/GROUNDWATER
SDG: GBY76292

Sample Name	Lab ID	Analytical Method	Analysis Date	Dilution Factor	Analyte	Result	Unit	Qualifier	MDL	RL
NE-1	BY76297	SW6010	8/4/2017	10	Manganese	2.86	mg/L		0.010	0.050
NE-1	BY76297	SW6010	8/4/2017	10	Sodium	91.8	mg/L		1.0	1.0
NE-1	BY76297	SW8081	8/2/2017	1	Heptachlor epoxide		ug/L	U	0.011	0.011
NE-1	BY76297	SW8081	8/2/2017	1	Endosulfan Sulfate		ug/L	U	0.011	0.011
NE-1	BY76297	SW8081	8/2/2017	1	Alachlor		ug/L	U	0.081	0.081
NE-1	BY76297	SW8081	8/2/2017	1	Aldrin		ug/L	U	0.002	0.002
NE-1	BY76297	SW8081	8/2/2017	1	a-BHC		ug/L	U	0.005	0.005
NE-1	BY76297	SW8081	8/2/2017	1	b-BHC		ug/L	U	0.005	0.005
NE-1	BY76297	SW8081	8/2/2017	1	d-BHC		ug/L	U	0.005	0.005
NE-1	BY76297	SW8081	8/2/2017	1	Endosulfan II		ug/L	U	0.011	0.011
NE-1	BY76297	SW8081	8/2/2017	1	4,4' -DDT		ug/L	U	0.011	0.005
NE-1	BY76297	SW8081	8/2/2017	1	a-chlordane		ug/L	U	0.011	0.011
NE-1	BY76297	SW8081	8/2/2017	1	g-chlordane		ug/L	U	0.011	0.011
NE-1	BY76297	SW8081	8/2/2017	1	Endrin ketone		ug/L	U	0.011	0.011
NE-1	BY76297	SW8081	8/2/2017	1	Chlordane		ug/L	U	0.054	0.054
NE-1	BY76297	SW8081	8/2/2017	1	g-BHC (Lindane)		ug/L	U	0.005	0.005
NE-1	BY76297	SW8081	8/2/2017	1	Dieldrin		ug/L	U	0.002	0.002
NE-1	BY76297	SW8081	8/2/2017	1	Endrin		ug/L	U	0.011	0.011
NE-1	BY76297	SW8081	8/2/2017	1	Methoxychlor		ug/L	U	0.11	0.11
NE-1	BY76297	SW8081	8/2/2017	1	4,4' -DDD		ug/L	U	0.011	0.005
NE-1	BY76297	SW8081	8/2/2017	1	4,4' -DDE		ug/L	U	0.011	0.005
NE-1	BY76297	SW8081	8/2/2017	1	Endrin Aldehyde		ug/L	U	0.011	0.011
NE-1	BY76297	SW8081	8/2/2017	1	Heptachlor		ug/L	U	0.011	0.011
NE-1	BY76297	SW8081	8/2/2017	1	Toxaphene		ug/L	U	0.22	0.22
NE-1	BY76297	SW8081	8/2/2017	1	Endosulfan I		ug/L	U	0.011	0.011
NE-1	BY76297	SW8082	8/3/2017	1	PCB-1260		ug/L	U	0.11	0.11
NE-1	BY76297	SW8082	8/3/2017	1	PCB-1254		ug/L	U	0.11	0.11
NE-1	BY76297	SW8082	8/3/2017	1	PCB-1268		ug/L	U	0.11	0.11
NE-1	BY76297	SW8082	8/3/2017	1	PCB-1221		ug/L	U	0.11	0.11
NE-1	BY76297	SW8082	8/3/2017	1	PCB-1232		ug/L	U	0.11	0.11
NE-1	BY76297	SW8082	8/3/2017	1	PCB-1248		ug/L	U	0.11	0.11
NE-1	BY76297	SW8082	8/3/2017	1	PCB-1016		ug/L	U	0.11	0.11
NE-1	BY76297	SW8082	8/3/2017	1	PCB-1262		ug/L	U	0.11	0.11
NE-1	BY76297	SW8082	8/3/2017	1	PCB-1242		ug/L	U	0.11	0.11
NE-1	BY76297	SW8260	8/3/2017	1	Ethylbenzene		ug/L	U	0.25	1.0
NE-1	BY76297	SW8260	8/3/2017	1	Styrene		ug/L	U	0.25	1.0
NE-1	BY76297	SW8260	8/3/2017	1	cis-1,3-Dichloropropene		ug/L	U	0.25	0.40
NE-1	BY76297	SW8260	8/3/2017	1	trans-1,3-Dichloropropene		ug/L	U	0.25	0.40
NE-1	BY76297	SW8260	8/3/2017	1	n-Propylbenzene		ug/L	U	0.25	1.0

ANGELIC TEXTILE SERVICES
NEW YORK
DATA SUMMARY TABLE
SEDIMENT/GROUNDWATER
SDG: GBY76292

Sample Name	Lab ID	Analytical Method	Analysis Date	Dilution Factor	Analyte	Result	Unit	Qualifier	MDL	RL
NE-1	BY76297	SW8260	8/3/2017	1	n-Butylbenzene		ug/L	U	0.25	1.0
NE-1	BY76297	SW8260	8/3/2017	1	4-Chlorotoluene		ug/L	U	0.25	1.0
NE-1	BY76297	SW8260	8/3/2017	1	1,4-Dichlorobenzene		ug/L	U	0.25	1.0
NE-1	BY76297	SW8260	8/3/2017	1	1,2-Dibromoethane		ug/L	U	0.25	1.0
NE-1	BY76297	SW8260	8/3/2017	1	Acrolein		ug/L	U	2.5	5.0
NE-1	BY76297	SW8260	8/3/2017	1	1,2-Dichloroethane		ug/L	U	0.50	0.60
NE-1	BY76297	SW8260	8/3/2017	1	Acrylonitrile		ug/L	U	2.5	5.0
NE-1	BY76297	SW8260	8/3/2017	1	4-Methyl-2-pentanone		ug/L	U	2.5	2.5
NE-1	BY76297	SW8260	8/3/2017	1	1,3,5-Trimethylbenzene		ug/L	U	0.25	1.0
NE-1	BY76297	SW8260	8/3/2017	1	Bromobenzene		ug/L	U	0.25	1.0
NE-1	BY76297	SW8260	8/3/2017	1	Toluene		ug/L	U	0.25	1.0
NE-1	BY76297	SW8260	8/3/2017	1	Chlorobenzene		ug/L	U	0.25	5.0
NE-1	BY76297	SW8260	8/3/2017	1	Tetrahydrofuran (THF)		ug/L	U	2.5	5.0
NE-1	BY76297	SW8260	8/3/2017	1	trans-1,4-dichloro-2-butene		ug/L	U	2.5	2.5
NE-1	BY76297	SW8260	8/3/2017	1	1,2,4-Trichlorobenzene		ug/L	U	0.25	1.0
NE-1	BY76297	SW8260	8/3/2017	1	Dibromochloromethane		ug/L	U	0.25	1.0
NE-1	BY76297	SW8260	8/3/2017	1	Tetrachloroethene		ug/L	U	0.25	1.0
NE-1	BY76297	SW8260	8/3/2017	1	sec-Butylbenzene		ug/L	U	0.25	1.0
NE-1	BY76297	SW8260	8/3/2017	1	1,3-Dichloropropane		ug/L	U	0.25	1.0
NE-1	BY76297	SW8260	8/3/2017	1	cis-1,2-Dichloroethene		ug/L	U	0.25	1.0
NE-1	BY76297	SW8260	8/3/2017	1	trans-1,2-Dichloroethene		ug/L	U	0.25	5.0
NE-1	BY76297	SW8260	8/3/2017	1	Methyl t-butyl ether (MTBE)		ug/L	U	0.25	1.0
NE-1	BY76297	SW8260	8/3/2017	1	m&p-Xylene		ug/L	U	0.25	1.0
NE-1	BY76297	SW8260	8/3/2017	1	2-Isopropyltoluene		ug/L	U	0.25	1.0
NE-1	BY76297	SW8260	8/3/2017	1	1,3-Dichlorobenzene	0.99	ug/L	J	0.25	1.0
NE-1	BY76297	SW8260	8/3/2017	1	Carbon tetrachloride		ug/L	U	0.25	1.0
NE-1	BY76297	SW8260	8/3/2017	1	1,1-Dichloropropene		ug/L	U	0.25	1.0
NE-1	BY76297	SW8260	8/3/2017	1	2-Hexanone		ug/L	U	2.5	2.5
NE-1	BY76297	SW8260	8/3/2017	1	2,2-Dichloropropane		ug/L	U	0.25	1.0
NE-1	BY76297	SW8260	8/3/2017	1	1,1,1,2-Tetrachloroethane		ug/L	U	0.25	1.0
NE-1	BY76297	SW8260	8/3/2017	1	Acetone	5.2	ug/L		2.5	5.0
NE-1	BY76297	SW8260	8/3/2017	1	Chloroform		ug/L	U	0.25	5.0
NE-1	BY76297	SW8260	8/3/2017	1	Benzene		ug/L	U	0.25	0.70
NE-1	BY76297	SW8260	8/3/2017	1	1,1,1-Trichloroethane		ug/L	U	0.25	5.0
NE-1	BY76297	SW8260	8/3/2017	1	Bromomethane		ug/L	U	0.25	5.0
NE-1	BY76297	SW8260	8/3/2017	1	Chloromethane		ug/L	U	0.25	5.0
NE-1	BY76297	SW8260	8/3/2017	1	Dibromomethane		ug/L	U	0.25	1.0
NE-1	BY76297	SW8260	8/3/2017	1	Bromochloromethane		ug/L	U	0.25	1.0
NE-1	BY76297	SW8260	8/3/2017	1	Chloroethane		ug/L	U	0.25	5.0

ANGELIC TEXTILE SERVICES
NEW YORK
DATA SUMMARY TABLE
SEDIMENT/GROUNDWATER
SDG: GBY76292

Sample Name	Lab ID	Analytical Method	Analysis Date	Dilution Factor	Analyte	Result	Unit	Qualifier	MDL	RL
NE-1	BY76297	SW8260	8/3/2017	1	Vinyl chloride		ug/L	U	0.25	1.0
NE-1	BY76297	SW8260	8/3/2017	1	Methylene chloride		ug/L	U	1.0	3.0
NE-1	BY76297	SW8260	8/3/2017	1	Carbon Disulfide		ug/L	U	0.25	1.0
NE-1	BY76297	SW8260	8/3/2017	1	Bromoform		ug/L	U	0.25	5.0
NE-1	BY76297	SW8260	8/3/2017	1	Bromodichloromethane		ug/L	U	0.25	1.0
NE-1	BY76297	SW8260	8/3/2017	1	1,1-Dichloroethane		ug/L	U	0.25	5.0
NE-1	BY76297	SW8260	8/3/2017	1	1,1-Dichloroethene		ug/L	U	0.25	1.0
NE-1	BY76297	SW8260	8/3/2017	1	Trichlorofluoromethane		ug/L	U	0.25	1.0
NE-1	BY76297	SW8260	8/3/2017	1	Dichlorodifluoromethane		ug/L	U	0.25	1.0
NE-1	BY76297	SW8260	8/3/2017	1	Trichlorotrifluoroethane		ug/L	U	0.25	1.0
NE-1	BY76297	SW8260	8/3/2017	1	1,2-Dichloropropane		ug/L	U	0.25	1.0
NE-1	BY76297	SW8260	8/3/2017	1	Methyl ethyl ketone		ug/L	U	2.5	2.5
NE-1	BY76297	SW8260	8/3/2017	1	1,1,2-Trichloroethane		ug/L	U	0.25	1.0
NE-1	BY76297	SW8260	8/3/2017	1	Trichloroethene		ug/L	U	0.25	1.0
NE-1	BY76297	SW8260	8/3/2017	1	1,1,2,2-Tetrachloroethane		ug/L	U	0.25	1.0
NE-1	BY76297	SW8260	8/3/2017	1	1,2,3-Trichlorobenzene		ug/L	U	0.25	1.0
NE-1	BY76297	SW8260	8/3/2017	1	Hexachlorobutadiene		ug/L	U	0.20	0.50
NE-1	BY76297	SW8260	8/3/2017	1	Naphthalene		ug/L	U	1.0	1.0
NE-1	BY76297	SW8260	8/3/2017	1	o-Xylene		ug/L	U	0.25	1.0
NE-1	BY76297	SW8260	8/3/2017	1	2-Chlorotoluene		ug/L	U	0.25	1.0
NE-1	BY76297	SW8260	8/3/2017	1	1,2-Dichlorobenzene		ug/L	U	0.25	1.0
NE-1	BY76297	SW8260	8/3/2017	1	1,2,4-Trimethylbenzene		ug/L	U	0.25	1.0
NE-1	BY76297	SW8260	8/3/2017	1	1,2-Dibromo-3-chloropropane		ug/L	U	0.50	1.0
NE-1	BY76297	SW8260	8/3/2017	1	1,2,3-Trichloropropane		ug/L	U	0.25	1.0
NE-1	BY76297	SW8260	8/3/2017	1	tert-Butylbenzene		ug/L	U	0.25	1.0
NE-1	BY76297	SW8260	8/3/2017	1	Isopropylbenzene		ug/L	U	0.25	1.0
NE-1	BY76297	SW8260	8/3/2017	1	p-Isopropyltoluene		ug/L	U	0.25	1.0
NE-1	BY76297	SW8270	8/3/2017	1	4-Nitroaniline		ug/L	U	1.7	5.2
NE-1	BY76297	SW8270	8/3/2017	1	4-Nitrophenol		ug/L	U	1.0	1.0
NE-1	BY76297	SW8270	8/3/2017	1	4-Bromophenyl phenyl ether		ug/L	U	1.5	5.2
NE-1	BY76297	SW8270	8/3/2017	1	2,4-Dimethylphenol		ug/L	U	1.0	1.0
NE-1	BY76297	SW8270	8/3/2017	1	2-Nitroaniline		ug/L	U	2.1	5.2
NE-1	BY76297	SW8270	8/3/2017	1	4-Chloroaniline		ug/L	U	2.4	3.6
NE-1	BY76297	SW8270	8/3/2017	1	Phenol		ug/L	U	1.0	1.0
NE-1	BY76297	SW8270	8/3/2017	1	Pyridine		ug/L	U	1.3	10
NE-1	BY76297	SW8270	8/3/2017	1	Bis(2-chloroethyl)ether		ug/L	U	1.0	1.0
NE-1	BY76297	SW8270	8/3/2017	1	Bis(2-chloroethoxy)methane		ug/L	U	1.4	5.2
NE-1	BY76297	SW8270	8/3/2017	1	Di-n-octylphthalate		ug/L	U	1.3	5.2
NE-1	BY76297	SW8270	8/3/2017	1	Anthracene		ug/L	U	1.7	5.2

ANGELIC TEXTILE SERVICES
NEW YORK
DATA SUMMARY TABLE
SEDIMENT/GROUNDWATER
SDG: GBY76292

Sample Name	Lab ID	Analytical Method	Analysis Date	Dilution Factor	Analyte	Result	Unit	Qualifier	MDL	RL
NE-1	BY76297	SW8270	8/3/2017	1	1,2,4-Trichlorobenzene		ug/L	U	1.6	5.2
NE-1	BY76297	SW8270	8/3/2017	1	2,4-Dichlorophenol		ug/L	U	1.0	1.0
NE-1	BY76297	SW8270	8/3/2017	1	1,2-Diphenylhydrazine		ug/L	U	1.7	5.2
NE-1	BY76297	SW8270	8/3/2017	1	Pyrene		ug/L	U	1.8	5.2
NE-1	BY76297	SW8270	8/3/2017	1	Dimethylphthalate		ug/L	U	1.6	5.2
NE-1	BY76297	SW8270	8/3/2017	1	Dibenzofuran		ug/L	U	1.5	5.2
NE-1	BY76297	SW8270	8/3/2017	1	Fluoranthene		ug/L	U	1.7	5.2
NE-1	BY76297	SW8270	8/3/2017	1	Bis(2-chloroisopropyl)ether		ug/L	U	1.4	5.2
NE-1	BY76297	SW8270	8/3/2017	1	4-Chloro-3-methylphenol		ug/L	U	1.0	1.0
NE-1	BY76297	SW8270	8/3/2017	1	2,6-Dinitrotoluene		ug/L	U	1.6	5.2
NE-1	BY76297	SW8270	8/3/2017	1	N-Nitrosodi-n-propylamine		ug/L	U	1.7	5.2
NE-1	BY76297	SW8270	8/3/2017	1	Aniline		ug/L	U	5.2	3.6
NE-1	BY76297	SW8270	8/3/2017	1	Benzoic acid		ug/L	U	10	26
NE-1	BY76297	SW8270	8/3/2017	1	4-Chlorophenyl phenyl ether		ug/L	U	1.8	5.2
NE-1	BY76297	SW8270	8/3/2017	1	Hexachlorocyclopentadiene		ug/L	U	1.6	5.2
NE-1	BY76297	SW8270	8/3/2017	1	Isophorone		ug/L	U	1.5	5.2
NE-1	BY76297	SW8270	8/3/2017	1	Acenaphthene		ug/L	U	1.6	5.2
NE-1	BY76297	SW8270	8/3/2017	1	Diethyl phthalate		ug/L	U	1.6	5.2
NE-1	BY76297	SW8270	8/3/2017	1	Di-n-butylphthalate		ug/L	U	1.4	5.2
NE-1	BY76297	SW8270	8/3/2017	1	Benzyl butyl phthalate		ug/L	U	1.3	5.2
NE-1	BY76297	SW8270	8/3/2017	1	N-Nitrosodiphenylamine		ug/L	U	2.0	5.2
NE-1	BY76297	SW8270	8/3/2017	1	Fluorene		ug/L	U	1.7	5.2
NE-1	BY76297	SW8270	8/3/2017	1	Carbazole		ug/L	U	3.9	5.2
NE-1	BY76297	SW8270	8/3/2017	1	2,4,6-Trichlorophenol		ug/L	U	1.0	1.0
NE-1	BY76297	SW8270	8/3/2017	1	2-Nitrophenol		ug/L	U	1.0	1.0
NE-1	BY76297	SW8270	8/3/2017	1	Naphthalene		ug/L	U	1.5	5.2
NE-1	BY76297	SW8270	8/3/2017	1	2-Methylnaphthalene		ug/L	U	1.6	5.2
NE-1	BY76297	SW8270	8/3/2017	1	2-Chloronaphthalene		ug/L	U	1.5	5.2
NE-1	BY76297	SW8270	8/3/2017	1	3,3'-Dichlorobenzidine		ug/L	U	2.5	5.2
NE-1	BY76297	SW8270	8/3/2017	1	4,6-Dinitro-2-methylphenol		ug/L	U	1.0	1.0
NE-1	BY76297	SW8270	8/3/2017	1	2-Methylphenol (o-cresol)		ug/L	U	1.0	1.0
NE-1	BY76297	SW8270	8/3/2017	1	1,2-Dichlorobenzene		ug/L	U	1.0	1.0
NE-1	BY76297	SW8270	8/3/2017	1	2-Chlorophenol		ug/L	U	1.0	1.0
NE-1	BY76297	SW8270	8/3/2017	1	2,4,5-Trichlorophenol		ug/L	U	1.0	1.0
NE-1	BY76297	SW8270	8/3/2017	1	Acetophenone		ug/L	U	1.6	5.2
NE-1	BY76297	SW8270	8/3/2017	1	3-Nitroaniline		ug/L	U	2.1	5.2
NE-1	BY76297	SW8270	8/3/2017	1	3&4-Methylphenol (m&p-cresol)		ug/L	U	1.0	1.0
NE-1	BY76297	SW8270C-SIM	8/2/2017	1	Bis(2-ethylhexyl)phthalate		ug/L	U	1.0	1.0
NE-1	BY76297	SW8270C-SIM	8/2/2017	1	Hexachlorobenzene		ug/L	U	0.02	0.02

ANGELIC TEXTILE SERVICES
NEW YORK
DATA SUMMARY TABLE
SEDIMENT/GROUNDWATER
SDG: GBY76292

Sample Name	Lab ID	Analytical Method	Analysis Date	Dilution Factor	Analyte	Result	Unit	Qualifier	MDL	RL
NE-1	BY76297	SW8270C-SIM	8/2/2017	1	Benzo(ghi)perylene		ug/L	U	0.02	0.02
NE-1	BY76297	SW8270C-SIM	8/2/2017	1	Indeno(1,2,3-cd)pyrene		ug/L	U	0.02	0.02
NE-1	BY76297	SW8270C-SIM	8/2/2017	1	Benzo(b)fluoranthene		ug/L	U	0.02	0.02
NE-1	BY76297	SW8270C-SIM	8/2/2017	1	Benzo(k)fluoranthene		ug/L	U	0.02	0.02
NE-1	BY76297	SW8270C-SIM	8/2/2017	1	Acenaphthylene		ug/L	U	0.10	0.10
NE-1	BY76297	SW8270C-SIM	8/2/2017	1	Chrysene		ug/L	U	0.02	0.02
NE-1	BY76297	SW8270C-SIM	8/2/2017	1	Benzo(a)pyrene		ug/L	U	0.02	0.02
NE-1	BY76297	SW8270C-SIM	8/2/2017	1	Dibenz(a,h)anthracene		ug/L	U	0.02	0.02
NE-1	BY76297	SW8270C-SIM	8/2/2017	1	Benz(a)anthracene		ug/L	U	0.02	0.02
NE-1	BY76297	SW8270C-SIM	8/2/2017	1	N-Nitrosodimethylamine		ug/L	U	0.10	0.10
NE-1	BY76297	SW8270C-SIM	8/2/2017	1	Hexachloroethane		ug/L	U	0.52	0.52
NE-1	BY76297	SW8270C-SIM	8/2/2017	1	Pentachloronitrobenzene		ug/L	U	0.10	0.10
NE-1	BY76297	SW8270C-SIM	8/2/2017	1	Phenanthrene		ug/L	U	0.10	0.10
NE-1	BY76297	SW8270C-SIM	8/2/2017	1	Hexachlorobutadiene		ug/L	U	0.42	0.42
NE-1	BY76297	SW8270C-SIM	8/2/2017	1	Pentachlorophenol		ug/L	U	0.10	0.10
NE-1	BY76297	SW8270C-SIM	8/2/2017	1	1,2,4,5-Tetrachlorobenzene		ug/L	U	0.52	0.52
NE-1	BY76297	SW8270C-SIM	8/2/2017	1	Nitrobenzene		ug/L	U	0.10	0.10
NE-1	BY76297	7010	8/3/2017	1	Thallium - LDL		mg/L	UJ	0.001	0.001
NE-1	BY76297	SW8270	8/3/2017	1	Benzidine		ug/L	U	3.1	4.7
B4-1	BY76298	SW7470	8/3/2017	1	Mercury		mg/L	UJ	0.0001	0.0002
B4-1	BY76298	7010	8/4/2017	1	Selenium		mg/L	U	0.001	0.002
B4-1	BY76298	7010	8/7/2017	1	Antimony		mg/L	U	0.002	0.002
B4-1	BY76298	SW6010	8/5/2017	1	Aluminum	2.39	mg/L		0.0024	0.010
B4-1	BY76298	SW6010	8/5/2017	1	Iron	3.58	mg/L		0.01	0.01
B4-1	BY76298	SW6010	8/5/2017	1	Lead	0.008	mg/L		0.001	0.002
B4-1	BY76298	SW6010	8/5/2017	1	Magnesium	23.9	mg/L		0.01	0.010
B4-1	BY76298	SW6010	8/5/2017	1	Manganese	0.173	mg/L		0.001	0.005
B4-1	BY76298	SW6010	8/5/2017	1	Nickel	0.006	mg/L		0.001	0.004
B4-1	BY76298	SW6010	8/5/2017	1	Potassium	14.7	mg/L		0.1	0.1
B4-1	BY76298	SW6010	8/5/2017	1	Silver		mg/L	U	0.001	0.005
B4-1	BY76298	SW6010	8/5/2017	1	Arsenic - LDL	0.008	mg/L		0.001	0.004
B4-1	BY76298	SW6010	8/5/2017	1	Barium	0.242	mg/L		0.001	0.010
B4-1	BY76298	SW6010	8/5/2017	1	Beryllium		mg/L	U	0.001	0.001
B4-1	BY76298	SW6010	8/5/2017	1	Cadmium		mg/L	U	0.0005	0.004
B4-1	BY76298	SW6010	8/5/2017	1	Chromium	0.031	mg/L		0.001	0.001
B4-1	BY76298	SW6010	8/5/2017	1	Cobalt		mg/L	U	0.001	0.005
B4-1	BY76298	SW6010	8/5/2017	1	Copper	0.009	mg/L		0.001	0.005
B4-1	BY76298	SW6010	8/5/2017	1	Vanadium	0.005	mg/L	J	0.001	0.010
B4-1	BY76298	SW6010	8/5/2017	1	Zinc	0.019	mg/L		0.001	0.010

ANGELIC TEXTILE SERVICES
NEW YORK
DATA SUMMARY TABLE
SEDIMENT/GROUNDWATER
SDG: GBY76292

Sample Name	Lab ID	Analytical Method	Analysis Date	Dilution Factor	Analyte	Result	Unit	Qualifier	MDL	RL
B4-1	BY76298	SW6010	8/5/2017	1	Calcium	64.7	mg/L		0.003	0.010
B4-1	BY76298	SW6010	8/7/2017	100	Sodium	590	mg/L		10	10
B4-1	BY76298	SW8081	8/2/2017	1	Heptachlor epoxide		ug/L	U	0.010	0.010
B4-1	BY76298	SW8081	8/2/2017	1	Endosulfan Sulfate		ug/L	U	0.010	0.010
B4-1	BY76298	SW8081	8/2/2017	1	Alachlor		ug/L	U	0.075	0.075
B4-1	BY76298	SW8081	8/2/2017	1	Aldrin		ug/L	U	0.002	0.002
B4-1	BY76298	SW8081	8/2/2017	1	a-BHC		ug/L	U	0.005	0.005
B4-1	BY76298	SW8081	8/2/2017	1	b-BHC		ug/L	U	0.005	0.005
B4-1	BY76298	SW8081	8/2/2017	1	d-BHC		ug/L	U	0.005	0.005
B4-1	BY76298	SW8081	8/2/2017	1	Endosulfan II		ug/L	U	0.010	0.010
B4-1	BY76298	SW8081	8/2/2017	1	4,4' -DDT		ug/L	U	0.010	0.010
B4-1	BY76298	SW8081	8/2/2017	1	a-chlordane		ug/L	U	0.010	0.010
B4-1	BY76298	SW8081	8/2/2017	1	g-chlordane		ug/L	U	0.010	0.010
B4-1	BY76298	SW8081	8/2/2017	1	Endrin ketone		ug/L	U	0.010	0.010
B4-1	BY76298	SW8081	8/2/2017	1	Chlordane		ug/L	U	0.050	0.050
B4-1	BY76298	SW8081	8/2/2017	1	g-BHC (Lindane)		ug/L	U	0.005	0.005
B4-1	BY76298	SW8081	8/2/2017	1	Dieldrin		ug/L	U	0.002	0.002
B4-1	BY76298	SW8081	8/2/2017	1	Endrin		ug/L	U	0.010	0.010
B4-1	BY76298	SW8081	8/2/2017	1	Methoxychlor		ug/L	U	0.10	0.10
B4-1	BY76298	SW8081	8/2/2017	1	4,4' -DDD		ug/L	U	0.010	0.005
B4-1	BY76298	SW8081	8/2/2017	1	4,4' -DDE		ug/L	U	0.010	0.010
B4-1	BY76298	SW8081	8/2/2017	1	Endrin Aldehyde		ug/L	U	0.010	0.010
B4-1	BY76298	SW8081	8/2/2017	1	Heptachlor		ug/L	U	0.010	0.010
B4-1	BY76298	SW8081	8/2/2017	1	Toxaphene		ug/L	U	0.20	0.20
B4-1	BY76298	SW8081	8/2/2017	1	Endosulfan I		ug/L	U	0.010	0.010
B4-1	BY76298	SW8082	8/3/2017	1	PCB-1260		ug/L	U	0.10	0.10
B4-1	BY76298	SW8082	8/3/2017	1	PCB-1254		ug/L	U	0.10	0.10
B4-1	BY76298	SW8082	8/3/2017	1	PCB-1268		ug/L	U	0.10	0.10
B4-1	BY76298	SW8082	8/3/2017	1	PCB-1221		ug/L	U	0.10	0.10
B4-1	BY76298	SW8082	8/3/2017	1	PCB-1232		ug/L	U	0.10	0.10
B4-1	BY76298	SW8082	8/3/2017	1	PCB-1248		ug/L	U	0.10	0.10
B4-1	BY76298	SW8082	8/3/2017	1	PCB-1016		ug/L	U	0.10	0.10
B4-1	BY76298	SW8082	8/3/2017	1	PCB-1262		ug/L	U	0.10	0.10
B4-1	BY76298	SW8082	8/3/2017	1	PCB-1242		ug/L	U	0.10	0.10
B4-1	BY76298	SW8260	8/3/2017	1	Ethylbenzene		ug/L	U	0.25	1.0
B4-1	BY76298	SW8260	8/3/2017	1	Styrene		ug/L	U	0.25	1.0
B4-1	BY76298	SW8260	8/3/2017	1	cis-1,3-Dichloropropene		ug/L	U	0.25	0.40
B4-1	BY76298	SW8260	8/3/2017	1	trans-1,3-Dichloropropene		ug/L	U	0.25	0.40
B4-1	BY76298	SW8260	8/3/2017	1	n-Propylbenzene		ug/L	U	0.25	1.0

ANGELIC TEXTILE SERVICES
NEW YORK
DATA SUMMARY TABLE
SEDIMENT/GROUNDWATER
SDG: GBY76292

Sample Name	Lab ID	Analytical Method	Analysis Date	Dilution Factor	Analyte	Result	Unit	Qualifier	MDL	RL
B4-1	BY76298	SW8260	8/3/2017	1	n-Butylbenzene		ug/L	U	0.25	1.0
B4-1	BY76298	SW8260	8/3/2017	1	4-Chlorotoluene		ug/L	U	0.25	1.0
B4-1	BY76298	SW8260	8/3/2017	1	1,4-Dichlorobenzene		ug/L	U	0.25	1.0
B4-1	BY76298	SW8260	8/3/2017	1	1,2-Dibromoethane		ug/L	U	0.25	1.0
B4-1	BY76298	SW8260	8/3/2017	1	Acrolein		ug/L	U	2.5	5.0
B4-1	BY76298	SW8260	8/3/2017	1	1,2-Dichloroethane		ug/L	U	0.50	0.60
B4-1	BY76298	SW8260	8/3/2017	1	Acrylonitrile		ug/L	U	2.5	5.0
B4-1	BY76298	SW8260	8/3/2017	1	4-Methyl-2-pentanone		ug/L	U	2.5	2.5
B4-1	BY76298	SW8260	8/3/2017	1	1,3,5-Trimethylbenzene		ug/L	U	0.25	1.0
B4-1	BY76298	SW8260	8/3/2017	1	Bromobenzene		ug/L	U	0.25	1.0
B4-1	BY76298	SW8260	8/3/2017	1	Toluene		ug/L	U	0.25	1.0
B4-1	BY76298	SW8260	8/3/2017	1	Chlorobenzene		ug/L	U	0.25	5.0
B4-1	BY76298	SW8260	8/3/2017	1	Tetrahydrofuran (THF)		ug/L	U	2.5	5.0
B4-1	BY76298	SW8260	8/3/2017	1	trans-1,4-dichloro-2-butene		ug/L	U	2.5	2.5
B4-1	BY76298	SW8260	8/3/2017	1	1,2,4-Trichlorobenzene		ug/L	U	0.25	1.0
B4-1	BY76298	SW8260	8/3/2017	1	Dibromochloromethane		ug/L	U	0.25	1.0
B4-1	BY76298	SW8260	8/3/2017	1	Tetrachloroethene		ug/L	U	0.25	1.0
B4-1	BY76298	SW8260	8/3/2017	1	sec-Butylbenzene		ug/L	U	0.25	1.0
B4-1	BY76298	SW8260	8/3/2017	1	1,3-Dichloropropane		ug/L	U	0.25	1.0
B4-1	BY76298	SW8260	8/3/2017	1	cis-1,2-Dichloroethene		ug/L	U	0.25	1.0
B4-1	BY76298	SW8260	8/3/2017	1	trans-1,2-Dichloroethene		ug/L	U	0.25	5.0
B4-1	BY76298	SW8260	8/3/2017	1	Methyl t-butyl ether (MTBE)		ug/L	U	0.25	1.0
B4-1	BY76298	SW8260	8/3/2017	1	m&p-Xylene		ug/L	U	0.25	1.0
B4-1	BY76298	SW8260	8/3/2017	1	2-Isopropyltoluene		ug/L	U	0.25	1.0
B4-1	BY76298	SW8260	8/3/2017	1	1,3-Dichlorobenzene	0.30	ug/L	J	0.25	1.0
B4-1	BY76298	SW8260	8/3/2017	1	Carbon tetrachloride		ug/L	U	0.25	1.0
B4-1	BY76298	SW8260	8/3/2017	1	1,1-Dichloropropene		ug/L	U	0.25	1.0
B4-1	BY76298	SW8260	8/3/2017	1	2-Hexanone		ug/L	U	2.5	2.5
B4-1	BY76298	SW8260	8/3/2017	1	2,2-Dichloropropane		ug/L	U	0.25	1.0
B4-1	BY76298	SW8260	8/3/2017	1	1,1,1,2-Tetrachloroethane		ug/L	U	0.25	1.0
B4-1	BY76298	SW8260	8/3/2017	1	Acetone		ug/L	U	2.5	5.0
B4-1	BY76298	SW8260	8/3/2017	1	Chloroform		ug/L	U	0.25	5.0
B4-1	BY76298	SW8260	8/3/2017	1	Benzene		ug/L	U	0.25	0.70
B4-1	BY76298	SW8260	8/3/2017	1	1,1,1-Trichloroethane		ug/L	U	0.25	5.0
B4-1	BY76298	SW8260	8/3/2017	1	Bromomethane		ug/L	U	0.25	5.0
B4-1	BY76298	SW8260	8/3/2017	1	Chloromethane		ug/L	U	0.25	5.0
B4-1	BY76298	SW8260	8/3/2017	1	Dibromomethane		ug/L	U	0.25	1.0
B4-1	BY76298	SW8260	8/3/2017	1	Bromochloromethane		ug/L	U	0.25	1.0
B4-1	BY76298	SW8260	8/3/2017	1	Chloroethane		ug/L	U	0.25	5.0

ANGELIC TEXTILE SERVICES
NEW YORK
DATA SUMMARY TABLE
SEDIMENT/GROUNDWATER
SDG: GBY76292

Sample Name	Lab ID	Analytical Method	Analysis Date	Dilution Factor	Analyte	Result	Unit	Qualifier	MDL	RL
B4-1	BY76298	SW8260	8/3/2017	1	Vinyl chloride		ug/L	U	0.25	1.0
B4-1	BY76298	SW8260	8/3/2017	1	Methylene chloride		ug/L	U	1.0	3.0
B4-1	BY76298	SW8260	8/3/2017	1	Carbon Disulfide		ug/L	U	0.25	1.0
B4-1	BY76298	SW8260	8/3/2017	1	Bromoform		ug/L	U	0.25	5.0
B4-1	BY76298	SW8260	8/3/2017	1	Bromodichloromethane		ug/L	U	0.25	1.0
B4-1	BY76298	SW8260	8/3/2017	1	1,1-Dichloroethane		ug/L	U	0.25	5.0
B4-1	BY76298	SW8260	8/3/2017	1	1,1-Dichloroethene		ug/L	U	0.25	1.0
B4-1	BY76298	SW8260	8/3/2017	1	Trichlorofluoromethane	17	ug/L		0.25	1.0
B4-1	BY76298	SW8260	8/3/2017	1	Dichlorodifluoromethane	0.85	ug/L	J+	0.25	1.0
B4-1	BY76298	SW8260	8/3/2017	1	Trichlorotrifluoroethane		ug/L	U	0.25	1.0
B4-1	BY76298	SW8260	8/3/2017	1	1,2-Dichloropropane		ug/L	U	0.25	1.0
B4-1	BY76298	SW8260	8/3/2017	1	Methyl ethyl ketone		ug/L	U	2.5	2.5
B4-1	BY76298	SW8260	8/3/2017	1	1,1,2-Trichloroethane		ug/L	U	0.25	1.0
B4-1	BY76298	SW8260	8/3/2017	1	Trichloroethene		ug/L	U	0.25	1.0
B4-1	BY76298	SW8260	8/3/2017	1	1,1,2,2-Tetrachloroethane		ug/L	U	0.25	1.0
B4-1	BY76298	SW8260	8/3/2017	1	1,2,3-Trichlorobenzene		ug/L	U	0.25	1.0
B4-1	BY76298	SW8260	8/3/2017	1	Hexachlorobutadiene		ug/L	U	0.20	0.50
B4-1	BY76298	SW8260	8/3/2017	1	Naphthalene		ug/L	U	1.0	1.0
B4-1	BY76298	SW8260	8/3/2017	1	o-Xylene		ug/L	U	0.25	1.0
B4-1	BY76298	SW8260	8/3/2017	1	2-Chlorotoluene		ug/L	U	0.25	1.0
B4-1	BY76298	SW8260	8/3/2017	1	1,2-Dichlorobenzene		ug/L	U	0.25	1.0
B4-1	BY76298	SW8260	8/3/2017	1	1,2,4-Trimethylbenzene		ug/L	U	0.25	1.0
B4-1	BY76298	SW8260	8/3/2017	1	1,2-Dibromo-3-chloropropane		ug/L	U	0.50	1.0
B4-1	BY76298	SW8260	8/3/2017	1	1,2,3-Trichloropropane		ug/L	U	0.25	1.0
B4-1	BY76298	SW8260	8/3/2017	1	tert-Butylbenzene		ug/L	U	0.25	1.0
B4-1	BY76298	SW8260	8/3/2017	1	Isopropylbenzene		ug/L	U	0.25	1.0
B4-1	BY76298	SW8260	8/3/2017	1	p-Isopropyltoluene		ug/L	U	0.25	1.0
B4-1	BY76298	SW8270	8/3/2017	1	4-Nitroaniline		ug/L	U	1.7	5.0
B4-1	BY76298	SW8270	8/3/2017	1	4-Nitrophenol		ug/L	U	1.0	1.0
B4-1	BY76298	SW8270	8/3/2017	1	4-Bromophenyl phenyl ether		ug/L	U	1.5	5.0
B4-1	BY76298	SW8270	8/3/2017	1	2,4-Dimethylphenol		ug/L	U	1.0	1.0
B4-1	BY76298	SW8270	8/3/2017	1	1,3-Dichlorobenzene		ug/L	UJ	1.0	1.0
B4-1	BY76298	SW8270	8/3/2017	1	4-Chloroaniline		ug/L	U	2.3	3.5
B4-1	BY76298	SW8270	8/3/2017	1	Phenol		ug/L	U	1.0	1.0
B4-1	BY76298	SW8270	8/3/2017	1	Pyridine		ug/L	U	1.2	10
B4-1	BY76298	SW8270	8/3/2017	1	Bis(2-chloroethyl)ether		ug/L	U	1.0	1.0
B4-1	BY76298	SW8270	8/3/2017	1	Bis(2-chloroethoxy)methane		ug/L	U	1.4	5.0
B4-1	BY76298	SW8270	8/3/2017	1	Di-n-octylphthalate		ug/L	U	1.3	5.0
B4-1	BY76298	SW8270	8/3/2017	1	Anthracene		ug/L	U	1.6	5.0

ANGELIC TEXTILE SERVICES
NEW YORK
DATA SUMMARY TABLE
SEDIMENT/GROUNDWATER
SDG: GBY76292

Sample Name	Lab ID	Analytical Method	Analysis Date	Dilution Factor	Analyte	Result	Unit	Qualifier	MDL	RL
B4-1	BY76298	SW8270	8/3/2017	1	1,2,4-Trichlorobenzene		ug/L	U	1.5	5.0
B4-1	BY76298	SW8270	8/3/2017	1	2,4-Dichlorophenol		ug/L	U	1.0	1.0
B4-1	BY76298	SW8270	8/3/2017	1	1,2-Diphenylhydrazine		ug/L	U	1.6	5.0
B4-1	BY76298	SW8270	8/3/2017	1	Pyrene		ug/L	U	1.7	5.0
B4-1	BY76298	SW8270	8/3/2017	1	Dimethylphthalate		ug/L	U	1.6	5.0
B4-1	BY76298	SW8270	8/3/2017	1	Dibenzofuran		ug/L	U	1.5	5.0
B4-1	BY76298	SW8270	8/3/2017	1	Fluoranthene		ug/L	U	1.6	5.0
B4-1	BY76298	SW8270	8/3/2017	1	Bis(2-chloroisopropyl)ether		ug/L	U	1.4	5.0
B4-1	BY76298	SW8270	8/3/2017	1	4-Chloro-3-methylphenol		ug/L	U	1.0	1.0
B4-1	BY76298	SW8270	8/3/2017	1	2,6-Dinitrotoluene		ug/L	U	1.6	5.0
B4-1	BY76298	SW8270	8/3/2017	1	N-Nitrosodi-n-propylamine		ug/L	U	1.6	5.0
B4-1	BY76298	SW8270	8/3/2017	1	Aniline		ug/L	U	5.0	3.5
B4-1	BY76298	SW8270	8/3/2017	1	Benzoic acid		ug/L	U	10	25
B4-1	BY76298	SW8270	8/3/2017	1	4-Chlorophenyl phenyl ether		ug/L	U	1.7	5.0
B4-1	BY76298	SW8270	8/3/2017	1	Hexachlorocyclopentadiene		ug/L	U	1.5	5.0
B4-1	BY76298	SW8270	8/3/2017	1	Isophorone		ug/L	U	1.4	5.0
B4-1	BY76298	SW8270	8/3/2017	1	Acenaphthene		ug/L	U	1.5	5.0
B4-1	BY76298	SW8270	8/3/2017	1	Diethyl phthalate		ug/L	U	1.6	5.0
B4-1	BY76298	SW8270	8/3/2017	1	Di-n-butylphthalate		ug/L	U	1.3	5.0
B4-1	BY76298	SW8270	8/3/2017	1	Benzyl butyl phthalate		ug/L	U	1.3	5.0
B4-1	BY76298	SW8270	8/3/2017	1	N-Nitrosodiphenylamine		ug/L	U	1.9	5.0
B4-1	BY76298	SW8270	8/3/2017	1	Fluorene		ug/L	U	1.7	5.0
B4-1	BY76298	SW8270	8/3/2017	1	Carbazole		ug/L	U	3.8	5.0
B4-1	BY76298	SW8270	8/3/2017	1	2,4,6-Trichlorophenol		ug/L	U	1.0	1.0
B4-1	BY76298	SW8270	8/3/2017	1	2-Nitrophenol		ug/L	U	1.0	1.0
B4-1	BY76298	SW8270	8/3/2017	1	Naphthalene		ug/L	U	1.4	5.0
B4-1	BY76298	SW8270	8/3/2017	1	2-Methylnaphthalene		ug/L	U	1.5	5.0
B4-1	BY76298	SW8270	8/3/2017	1	2-Chloronaphthalene		ug/L	U	1.4	5.0
B4-1	BY76298	SW8270	8/3/2017	1	3,3'-Dichlorobenzidine		ug/L	U	2.4	5.0
B4-1	BY76298	SW8270	8/3/2017	1	1,4-Dichlorobenzene		ug/L	UJ	1.0	1.0
B4-1	BY76298	SW8270	8/3/2017	1	2-Methylphenol (o-cresol)		ug/L	U	1.0	1.0
B4-1	BY76298	SW8270	8/3/2017	1	1,2-Dichlorobenzene		ug/L	U	1.0	1.0
B4-1	BY76298	SW8270	8/3/2017	1	2-Chlorophenol		ug/L	U	1.0	1.0
B4-1	BY76298	SW8270	8/3/2017	1	2,4,5-Trichlorophenol		ug/L	U	1.0	1.0
B4-1	BY76298	SW8270	8/3/2017	1	Acetophenone		ug/L	U	1.6	5.0
B4-1	BY76298	SW8270	8/3/2017	1	3-Nitroaniline		ug/L	U	2.0	5.0
B4-1	BY76298	SW8270	8/3/2017	1	3&4-Methylphenol (m&p-cresol)		ug/L	U	1.0	1.0
B4-1	BY76298	SW8270C-SIM	8/2/2017	1	Bis(2-ethylhexyl)phthalate		ug/L	U	1.0	1.0
B4-1	BY76298	SW8270C-SIM	8/2/2017	1	Hexachlorobenzene		ug/L	U	0.02	0.02

ANGELIC TEXTILE SERVICES
NEW YORK
DATA SUMMARY TABLE
SEDIMENT/GROUNDWATER
SDG: GBY76292

Sample Name	Lab ID	Analytical Method	Analysis Date	Dilution Factor	Analyte	Result	Unit	Qualifier	MDL	RL
B4-1	BY76298	SW8270C-SIM	8/2/2017	1	Benzo(ghi)perylene	0.10	ug/L		0.02	0.02
B4-1	BY76298	SW8270C-SIM	8/2/2017	1	Indeno(1,2,3-cd)pyrene	0.08	ug/L		0.02	0.02
B4-1	BY76298	SW8270C-SIM	8/2/2017	1	Benzo(b)fluoranthene	0.12	ug/L		0.02	0.02
B4-1	BY76298	SW8270C-SIM	8/2/2017	1	Benzo(k)fluoranthene	0.12	ug/L		0.02	0.02
B4-1	BY76298	SW8270C-SIM	8/2/2017	1	Acenaphthylene		ug/L	U	0.10	0.10
B4-1	BY76298	SW8270C-SIM	8/2/2017	1	Chrysene	0.13	ug/L		0.02	0.02
B4-1	BY76298	SW8270C-SIM	8/2/2017	1	Benzo(a)pyrene	0.13	ug/L		0.02	0.02
B4-1	BY76298	SW8270C-SIM	8/2/2017	1	Dibenz(a,h)anthracene	0.03	ug/L		0.02	0.02
B4-1	BY76298	SW8270C-SIM	8/2/2017	1	Benz(a)anthracene	0.14	ug/L		0.02	0.02
B4-1	BY76298	SW8270C-SIM	8/2/2017	1	N-Nitrosodimethylamine		ug/L	U	0.10	0.10
B4-1	BY76298	SW8270C-SIM	8/2/2017	1	Hexachloroethane		ug/L	U	0.50	0.50
B4-1	BY76298	SW8270C-SIM	8/2/2017	1	Pentachloronitrobenzene		ug/L	U	0.10	0.10
B4-1	BY76298	SW8270C-SIM	8/2/2017	1	Phenanthrene		ug/L	U	0.10	0.10
B4-1	BY76298	SW8270C-SIM	8/2/2017	1	Hexachlorobutadiene		ug/L	U	0.40	0.40
B4-1	BY76298	SW8270C-SIM	8/2/2017	1	Pentachlorophenol		ug/L	U	0.10	0.10
B4-1	BY76298	SW8270C-SIM	8/2/2017	1	1,2,4,5-Tetrachlorobenzene		ug/L	U	0.50	0.50
B4-1	BY76298	SW8270C-SIM	8/2/2017	1	Nitrobenzene		ug/L	U	0.10	0.10
B4-1	BY76298	SW8270	8/3/2017	1	2,4-Dinitrophenol		ug/L	UJ	1.0	1.0
B4-1	BY76298	7010	8/4/2017	1	Thallium - LDL		mg/L	UJ	0.001	0.001
B4-1	BY76298	SW8270	8/3/2017	1	2,4-Dinitrotoluene		ug/L	U	2.0	5.0
B4-1	BY76298	SW8270	8/3/2017	1	2-Nitroaniline		ug/L	U	2.0	5.0
B4-1	BY76298	SW8270	8/3/2017	1	4,6-Dinitro-2-methylphenol		ug/L	U	1.0	1.0
B4-1	BY76298	SW8270	8/3/2017	1	Benzidine		ug/L	U	2.9	4.5
NW-1	BY76299	SW8270	8/3/2017	1	1,3-Dichlorobenzene		ug/L	UJ	0.94	0.94
NW-1	BY76299	SW8270	8/3/2017	1	1,4-Dichlorobenzene		ug/L	UJ	0.94	0.94
NW-1	BY76299	SW7470	8/3/2017	1	Mercury		mg/L	UJ	0.0001	0.0002
NW-1	BY76299	SW8270	8/3/2017	1	2,4-Dinitrophenol		ug/L	UJ	0.94	0.94
NW-1	BY76299	SW8270	8/3/2017	1	2,4-Dinitrotoluene		ug/L	U	1.9	4.7
NW-1	BY76299	SW8270	8/3/2017	1	2-Nitroaniline		ug/L	U	1.9	4.7
NW-1	BY76299	7010	8/3/2017	1	Antimony		mg/L	U	0.002	0.002
NW-1	BY76299	7010	8/4/2017	1	Selenium		mg/L	U	0.001	0.002
NW-1	BY76299	SW6010	8/3/2017	1	Aluminum	6.71	mg/L		0.0024	0.010
NW-1	BY76299	SW6010	8/3/2017	1	Iron	12.7	mg/L		0.01	0.01
NW-1	BY76299	SW6010	8/3/2017	1	Lead		mg/L	U	0.001	0.002
NW-1	BY76299	SW6010	8/3/2017	1	Magnesium	16.5	mg/L		0.01	0.010
NW-1	BY76299	SW6010	8/3/2017	1	Manganese	0.695	mg/L		0.001	0.005
NW-1	BY76299	SW6010	8/3/2017	1	Nickel	0.006	mg/L		0.001	0.004
NW-1	BY76299	SW6010	8/3/2017	1	Silver		mg/L	U	0.001	0.005
NW-1	BY76299	SW6010	8/3/2017	1	Arsenic - LDL	0.009	mg/L		0.001	0.004

ANGELIC TEXTILE SERVICES
NEW YORK
DATA SUMMARY TABLE
SEDIMENT/GROUNDWATER
SDG: GBY76292

Sample Name	Lab ID	Analytical Method	Analysis Date	Dilution Factor	Analyte	Result	Unit	Qualifier	MDL	RL
NW-1	BY76299	SW6010	8/3/2017	1	Barium	0.100	mg/L		0.001	0.010
NW-1	BY76299	SW6010	8/3/2017	1	Beryllium		mg/L	U	0.001	0.001
NW-1	BY76299	SW6010	8/3/2017	1	Cadmium		mg/L	U	0.0005	0.004
NW-1	BY76299	SW6010	8/3/2017	1	Chromium	0.009	mg/L		0.001	0.001
NW-1	BY76299	SW6010	8/3/2017	1	Cobalt	0.002	mg/L	J	0.001	0.005
NW-1	BY76299	SW6010	8/3/2017	1	Copper	0.008	mg/L		0.001	0.005
NW-1	BY76299	SW6010	8/3/2017	1	Vanadium	0.014	mg/L		0.001	0.010
NW-1	BY76299	SW6010	8/3/2017	1	Zinc	0.032	mg/L		0.001	0.010
NW-1	BY76299	SW6010	8/3/2017	1	Calcium	63.8	mg/L		0.003	0.010
NW-1	BY76299	SW6010	8/4/2017	100	Sodium	510	mg/L		10	10
NW-1	BY76299	SW6010	8/4/2017	1	Potassium	27.6	mg/L		0.1	0.1
NW-1	BY76299	7010	8/3/2017	1	Thallium - LDL		mg/L	UJ	0.001	0.001
NW-1	BY76299	SW8081	8/2/2017	1	Heptachlor epoxide		ug/L	U	0.010	0.010
NW-1	BY76299	SW8081	8/2/2017	1	Endosulfan Sulfate		ug/L	U	0.010	0.010
NW-1	BY76299	SW8081	8/2/2017	1	Alachlor		ug/L	U	0.077	0.077
NW-1	BY76299	SW8081	8/2/2017	1	Aldrin		ug/L	U	0.002	0.002
NW-1	BY76299	SW8081	8/2/2017	1	a-BHC		ug/L	U	0.007	0.007
NW-1	BY76299	SW8081	8/2/2017	1	b-BHC		ug/L	U	0.005	0.005
NW-1	BY76299	SW8081	8/2/2017	1	d-BHC		ug/L	U	0.005	0.005
NW-1	BY76299	SW8081	8/2/2017	1	Endosulfan II		ug/L	U	0.020	0.020
NW-1	BY76299	SW8081	8/2/2017	1	4,4' -DDT		ug/L	U	0.015	0.015
NW-1	BY76299	SW8081	8/2/2017	1	a-chlordane		ug/L	U	0.010	0.010
NW-1	BY76299	SW8081	8/2/2017	1	g-chlordane		ug/L	U	0.015	0.015
NW-1	BY76299	SW8081	8/2/2017	1	Endrin ketone		ug/L	U	0.010	0.010
NW-1	BY76299	SW8081	8/2/2017	1	Chlordane		ug/L	U	0.051	0.051
NW-1	BY76299	SW8081	8/2/2017	1	g-BHC (Lindane)		ug/L	U	0.005	0.005
NW-1	BY76299	SW8081	8/2/2017	1	Dieldrin		ug/L	U	0.002	0.002
NW-1	BY76299	SW8081	8/2/2017	1	Endrin		ug/L	U	0.010	0.010
NW-1	BY76299	SW8081	8/2/2017	1	Methoxychlor		ug/L	U	0.10	0.10
NW-1	BY76299	SW8081	8/2/2017	1	4,4' -DDD		ug/L	U	0.015	0.015
NW-1	BY76299	SW8081	8/2/2017	1	4,4' -DDE		ug/L	U	0.010	0.005
NW-1	BY76299	SW8081	8/2/2017	1	Endrin Aldehyde		ug/L	U	0.010	0.010
NW-1	BY76299	SW8081	8/2/2017	1	Heptachlor		ug/L	U	0.010	0.010
NW-1	BY76299	SW8081	8/2/2017	1	Toxaphene		ug/L	U	0.20	0.20
NW-1	BY76299	SW8081	8/2/2017	1	Endosulfan I		ug/L	U	0.010	0.010
NW-1	BY76299	SW8082	8/3/2017	1	PCB-1260		ug/L	U	0.10	0.10
NW-1	BY76299	SW8082	8/3/2017	1	PCB-1254		ug/L	U	0.10	0.10
NW-1	BY76299	SW8082	8/3/2017	1	PCB-1268		ug/L	U	0.10	0.10
NW-1	BY76299	SW8082	8/3/2017	1	PCB-1221		ug/L	U	0.10	0.10

ANGELIC TEXTILE SERVICES
NEW YORK
DATA SUMMARY TABLE
SEDIMENT/GROUNDWATER
SDG: GBY76292

Sample Name	Lab ID	Analytical Method	Analysis Date	Dilution Factor	Analyte	Result	Unit	Qualifier	MDL	RL
NW-1	BY76299	SW8082	8/3/2017	1	PCB-1232		ug/L	U	0.10	0.10
NW-1	BY76299	SW8082	8/3/2017	1	PCB-1248		ug/L	U	0.10	0.10
NW-1	BY76299	SW8082	8/3/2017	1	PCB-1016		ug/L	U	0.10	0.10
NW-1	BY76299	SW8082	8/3/2017	1	PCB-1262		ug/L	U	0.10	0.10
NW-1	BY76299	SW8082	8/3/2017	1	PCB-1242		ug/L	U	0.10	0.10
NW-1	BY76299	SW8260	8/3/2017	1	Ethylbenzene		ug/L	U	0.25	1.0
NW-1	BY76299	SW8260	8/3/2017	1	Styrene		ug/L	U	0.25	1.0
NW-1	BY76299	SW8260	8/3/2017	1	cis-1,3-Dichloropropene		ug/L	U	0.25	0.40
NW-1	BY76299	SW8260	8/3/2017	1	trans-1,3-Dichloropropene		ug/L	U	0.25	0.40
NW-1	BY76299	SW8260	8/3/2017	1	n-Propylbenzene		ug/L	U	0.25	1.0
NW-1	BY76299	SW8260	8/3/2017	1	n-Butylbenzene		ug/L	U	0.25	1.0
NW-1	BY76299	SW8260	8/3/2017	1	4-Chlorotoluene		ug/L	U	0.25	1.0
NW-1	BY76299	SW8260	8/3/2017	1	1,4-Dichlorobenzene		ug/L	U	0.25	1.0
NW-1	BY76299	SW8260	8/3/2017	1	1,2-Dibromoethane		ug/L	U	0.25	1.0
NW-1	BY76299	SW8260	8/3/2017	1	Acrolein		ug/L	U	2.5	5.0
NW-1	BY76299	SW8260	8/3/2017	1	1,2-Dichloroethane		ug/L	U	0.50	0.60
NW-1	BY76299	SW8260	8/3/2017	1	Acrylonitrile		ug/L	U	2.5	5.0
NW-1	BY76299	SW8260	8/3/2017	1	4-Methyl-2-pentanone		ug/L	U	2.5	2.5
NW-1	BY76299	SW8260	8/3/2017	1	1,3,5-Trimethylbenzene		ug/L	U	0.25	1.0
NW-1	BY76299	SW8260	8/3/2017	1	Bromobenzene		ug/L	U	0.25	1.0
NW-1	BY76299	SW8260	8/3/2017	1	Toluene		ug/L	U	0.25	1.0
NW-1	BY76299	SW8260	8/3/2017	1	Chlorobenzene		ug/L	U	0.25	5.0
NW-1	BY76299	SW8260	8/3/2017	1	Tetrahydrofuran (THF)		ug/L	U	2.5	5.0
NW-1	BY76299	SW8260	8/3/2017	1	trans-1,4-dichloro-2-butene		ug/L	U	2.5	2.5
NW-1	BY76299	SW8260	8/3/2017	1	1,2,4-Trichlorobenzene		ug/L	U	0.25	1.0
NW-1	BY76299	SW8260	8/3/2017	1	Dibromochloromethane		ug/L	U	0.25	1.0
NW-1	BY76299	SW8260	8/3/2017	1	Tetrachloroethene		ug/L	U	0.25	1.0
NW-1	BY76299	SW8260	8/3/2017	1	sec-Butylbenzene		ug/L	U	0.25	1.0
NW-1	BY76299	SW8260	8/3/2017	1	1,3-Dichloropropane		ug/L	U	0.25	1.0
NW-1	BY76299	SW8260	8/3/2017	1	cis-1,2-Dichloroethene		ug/L	U	0.25	1.0
NW-1	BY76299	SW8260	8/3/2017	1	trans-1,2-Dichloroethene		ug/L	U	0.25	5.0
NW-1	BY76299	SW8260	8/3/2017	1	Methyl t-butyl ether (MTBE)		ug/L	U	0.25	1.0
NW-1	BY76299	SW8260	8/3/2017	1	m&p-Xylene		ug/L	U	0.25	1.0
NW-1	BY76299	SW8260	8/3/2017	1	2-Isopropyltoluene		ug/L	U	0.25	1.0
NW-1	BY76299	SW8260	8/3/2017	1	1,3-Dichlorobenzene	1.4	ug/L		0.25	1.0
NW-1	BY76299	SW8260	8/3/2017	1	Carbon tetrachloride		ug/L	U	0.25	1.0
NW-1	BY76299	SW8260	8/3/2017	1	1,1-Dichloropropene		ug/L	U	0.25	1.0
NW-1	BY76299	SW8260	8/3/2017	1	2-Hexanone		ug/L	U	2.5	2.5
NW-1	BY76299	SW8260	8/3/2017	1	2,2-Dichloropropane		ug/L	U	0.25	1.0

ANGELIC TEXTILE SERVICES
NEW YORK
DATA SUMMARY TABLE
SEDIMENT/GROUNDWATER
SDG: GBY76292

Sample Name	Lab ID	Analytical Method	Analysis Date	Dilution Factor	Analyte	Result	Unit	Qualifier	MDL	RL
NW-1	BY76299	SW8260	8/3/2017	1	1,1,1,2-Tetrachloroethane		ug/L	U	0.25	1.0
NW-1	BY76299	SW8260	8/3/2017	1	Acetone	3.7	ug/L	J	2.5	5.0
NW-1	BY76299	SW8260	8/3/2017	1	Chloroform		ug/L	U	0.25	5.0
NW-1	BY76299	SW8260	8/3/2017	1	Benzene		ug/L	U	0.25	0.70
NW-1	BY76299	SW8260	8/3/2017	1	1,1,1-Trichloroethane		ug/L	U	0.25	5.0
NW-1	BY76299	SW8260	8/3/2017	1	Bromomethane		ug/L	U	0.25	5.0
NW-1	BY76299	SW8260	8/3/2017	1	Chloromethane		ug/L	U	0.25	5.0
NW-1	BY76299	SW8260	8/3/2017	1	Dibromomethane		ug/L	U	0.25	1.0
NW-1	BY76299	SW8260	8/3/2017	1	Bromochloromethane		ug/L	U	0.25	1.0
NW-1	BY76299	SW8260	8/3/2017	1	Chloroethane		ug/L	U	0.25	5.0
NW-1	BY76299	SW8260	8/3/2017	1	Vinyl chloride		ug/L	U	0.25	1.0
NW-1	BY76299	SW8260	8/3/2017	1	Methylene chloride		ug/L	U	1.0	3.0
NW-1	BY76299	SW8260	8/3/2017	1	Carbon Disulfide		ug/L	U	0.25	1.0
NW-1	BY76299	SW8260	8/3/2017	1	Bromoform		ug/L	U	0.25	5.0
NW-1	BY76299	SW8260	8/3/2017	1	Bromodichloromethane		ug/L	U	0.25	1.0
NW-1	BY76299	SW8260	8/3/2017	1	1,1-Dichloroethane		ug/L	U	0.25	5.0
NW-1	BY76299	SW8260	8/3/2017	1	1,1-Dichloroethene		ug/L	U	0.25	1.0
NW-1	BY76299	SW8260	8/3/2017	1	Trichlorofluoromethane	0.28	ug/L	J	0.25	1.0
NW-1	BY76299	SW8260	8/3/2017	1	Dichlorodifluoromethane		ug/L	U	0.25	1.0
NW-1	BY76299	SW8260	8/3/2017	1	Trichlorotrifluoroethane		ug/L	U	0.25	1.0
NW-1	BY76299	SW8260	8/3/2017	1	1,2-Dichloropropane		ug/L	U	0.25	1.0
NW-1	BY76299	SW8260	8/3/2017	1	Methyl ethyl ketone		ug/L	U	2.5	2.5
NW-1	BY76299	SW8260	8/3/2017	1	1,1,2-Trichloroethane		ug/L	U	0.25	1.0
NW-1	BY76299	SW8260	8/3/2017	1	Trichloroethene		ug/L	U	0.25	1.0
NW-1	BY76299	SW8260	8/3/2017	1	1,1,2,2-Tetrachloroethane		ug/L	U	0.25	1.0
NW-1	BY76299	SW8260	8/3/2017	1	1,2,3-Trichlorobenzene		ug/L	U	0.25	1.0
NW-1	BY76299	SW8260	8/3/2017	1	Hexachlorobutadiene		ug/L	U	0.20	0.50
NW-1	BY76299	SW8260	8/3/2017	1	Naphthalene		ug/L	U	1.0	1.0
NW-1	BY76299	SW8260	8/3/2017	1	o-Xylene		ug/L	U	0.25	1.0
NW-1	BY76299	SW8260	8/3/2017	1	2-Chlorotoluene		ug/L	U	0.25	1.0
NW-1	BY76299	SW8260	8/3/2017	1	1,2-Dichlorobenzene		ug/L	U	0.25	1.0
NW-1	BY76299	SW8260	8/3/2017	1	1,2,4-Trimethylbenzene		ug/L	U	0.25	1.0
NW-1	BY76299	SW8260	8/3/2017	1	1,2-Dibromo-3-chloropropane		ug/L	U	0.50	1.0
NW-1	BY76299	SW8260	8/3/2017	1	1,2,3-Trichloropropane		ug/L	U	0.25	1.0
NW-1	BY76299	SW8260	8/3/2017	1	tert-Butylbenzene		ug/L	U	0.25	1.0
NW-1	BY76299	SW8260	8/3/2017	1	Isopropylbenzene		ug/L	U	0.25	1.0
NW-1	BY76299	SW8260	8/3/2017	1	p-Isopropyltoluene		ug/L	U	0.25	1.0
NW-1	BY76299	SW8270	8/3/2017	1	4-Nitroaniline		ug/L	U	1.6	4.7
NW-1	BY76299	SW8270	8/3/2017	1	4-Nitrophenol		ug/L	U	0.94	0.94

ANGELIC TEXTILE SERVICES
NEW YORK
DATA SUMMARY TABLE
SEDIMENT/GROUNDWATER
SDG: GBY76292

Sample Name	Lab ID	Analytical Method	Analysis Date	Dilution Factor	Analyte	Result	Unit	Qualifier	MDL	RL
NW-1	BY76299	SW8270	8/3/2017	1	4-Bromophenyl phenyl ether		ug/L	U	1.4	4.7
NW-1	BY76299	SW8270	8/3/2017	1	2,4-Dimethylphenol		ug/L	U	0.94	0.94
NW-1	BY76299	SW8270	8/3/2017	1	4,6-Dinitro-2-methylphenol		ug/L	U	0.94	0.94
NW-1	BY76299	SW8270	8/3/2017	1	4-Chloroaniline		ug/L	U	2.2	3.3
NW-1	BY76299	SW8270	8/3/2017	1	Phenol		ug/L	U	0.94	0.94
NW-1	BY76299	SW8270	8/3/2017	1	Pyridine		ug/L	U	1.2	9.4
NW-1	BY76299	SW8270	8/3/2017	1	Bis(2-chloroethyl)ether		ug/L	U	0.94	0.94
NW-1	BY76299	SW8270	8/3/2017	1	Bis(2-chloroethoxy)methane		ug/L	U	1.3	4.7
NW-1	BY76299	SW8270	8/3/2017	1	Di-n-octylphthalate		ug/L	U	1.2	4.7
NW-1	BY76299	SW8270	8/3/2017	1	Anthracene		ug/L	U	1.5	4.7
NW-1	BY76299	SW8270	8/3/2017	1	1,2,4-Trichlorobenzene		ug/L	U	1.4	4.7
NW-1	BY76299	SW8270	8/3/2017	1	2,4-Dichlorophenol		ug/L	U	0.94	0.94
NW-1	BY76299	SW8270	8/3/2017	1	1,2-Diphenylhydrazine		ug/L	U	1.5	4.7
NW-1	BY76299	SW8270	8/3/2017	1	Pyrene		ug/L	U	1.6	4.7
NW-1	BY76299	SW8270	8/3/2017	1	Dimethylphthalate		ug/L	U	1.5	4.7
NW-1	BY76299	SW8270	8/3/2017	1	Dibenzofuran		ug/L	U	1.4	4.7
NW-1	BY76299	SW8270	8/3/2017	1	Fluoranthene		ug/L	U	1.5	4.7
NW-1	BY76299	SW8270	8/3/2017	1	Bis(2-chloroisopropyl)ether		ug/L	U	1.3	4.7
NW-1	BY76299	SW8270	8/3/2017	1	4-Chloro-3-methylphenol		ug/L	U	0.94	0.94
NW-1	BY76299	SW8270	8/3/2017	1	2,6-Dinitrotoluene		ug/L	U	1.5	4.7
NW-1	BY76299	SW8270	8/3/2017	1	N-Nitrosodi-n-propylamine		ug/L	U	1.5	4.7
NW-1	BY76299	SW8270	8/3/2017	1	Aniline		ug/L	U	4.7	3.3
NW-1	BY76299	SW8270	8/3/2017	1	Benzoic acid		ug/L	U	9.4	24
NW-1	BY76299	SW8270	8/3/2017	1	4-Chlorophenyl phenyl ether		ug/L	U	1.6	4.7
NW-1	BY76299	SW8270	8/3/2017	1	Hexachlorocyclopentadiene		ug/L	U	1.4	4.7
NW-1	BY76299	SW8270	8/3/2017	1	Isophorone		ug/L	U	1.3	4.7
NW-1	BY76299	SW8270	8/3/2017	1	Acenaphthene		ug/L	U	1.4	4.7
NW-1	BY76299	SW8270	8/3/2017	1	Diethyl phthalate		ug/L	U	1.5	4.7
NW-1	BY76299	SW8270	8/3/2017	1	Di-n-butylphthalate		ug/L	U	1.3	4.7
NW-1	BY76299	SW8270	8/3/2017	1	Benzyl butyl phthalate		ug/L	U	1.2	4.7
NW-1	BY76299	SW8270	8/3/2017	1	N-Nitrosodiphenylamine		ug/L	U	1.8	4.7
NW-1	BY76299	SW8270	8/3/2017	1	Fluorene		ug/L	U	1.6	4.7
NW-1	BY76299	SW8270	8/3/2017	1	Carbazole		ug/L	U	3.6	4.7
NW-1	BY76299	SW8270	8/3/2017	1	2,4,6-Trichlorophenol		ug/L	U	0.94	0.94
NW-1	BY76299	SW8270	8/3/2017	1	2-Nitrophenol		ug/L	U	0.94	0.94
NW-1	BY76299	SW8270	8/3/2017	1	Naphthalene		ug/L	U	1.4	4.7
NW-1	BY76299	SW8270	8/3/2017	1	2-Methylnaphthalene		ug/L	U	1.4	4.7
NW-1	BY76299	SW8270	8/3/2017	1	2-Chloronaphthalene		ug/L	U	1.3	4.7
NW-1	BY76299	SW8270	8/3/2017	1	3,3'-Dichlorobenzidine		ug/L	U	2.2	4.7

ANGELIC TEXTILE SERVICES
NEW YORK
DATA SUMMARY TABLE
SEDIMENT/GROUNDWATER
SDG: GBY76292

Sample Name	Lab ID	Analytical Method	Analysis Date	Dilution Factor	Analyte	Result	Unit	Qualifier	MDL	RL
NW-1	BY76299	SW8270	8/3/2017	1	Benzidine		ug/L	U	2.8	4.2
NW-1	BY76299	SW8270	8/3/2017	1	2-Methylphenol (o-cresol)		ug/L	U	0.94	0.94
NW-1	BY76299	SW8270	8/3/2017	1	1,2-Dichlorobenzene		ug/L	U	0.94	0.94
NW-1	BY76299	SW8270	8/3/2017	1	2-Chlorophenol		ug/L	U	0.94	0.94
NW-1	BY76299	SW8270	8/3/2017	1	2,4,5-Trichlorophenol		ug/L	U	0.94	0.94
NW-1	BY76299	SW8270	8/3/2017	1	Acetophenone		ug/L	U	1.5	4.7
NW-1	BY76299	SW8270	8/3/2017	1	3-Nitroaniline		ug/L	U	1.9	4.7
NW-1	BY76299	SW8270	8/3/2017	1	3&4-Methylphenol (m&p-cresol)		ug/L	U	0.94	0.94
NW-1	BY76299	SW8270C-SIM	8/2/2017	1	Bis(2-ethylhexyl)phthalate		ug/L	U	0.94	0.94
NW-1	BY76299	SW8270C-SIM	8/2/2017	1	Hexachlorobenzene		ug/L	U	0.02	0.02
NW-1	BY76299	SW8270C-SIM	8/2/2017	1	Benzo(ghi)perylene		ug/L	U	0.02	0.02
NW-1	BY76299	SW8270C-SIM	8/2/2017	1	Indeno(1,2,3-cd)pyrene		ug/L	U	0.02	0.02
NW-1	BY76299	SW8270C-SIM	8/2/2017	1	Benzo(b)fluoranthene		ug/L	U	0.02	0.02
NW-1	BY76299	SW8270C-SIM	8/2/2017	1	Benzo(k)fluoranthene		ug/L	U	0.02	0.02
NW-1	BY76299	SW8270C-SIM	8/2/2017	1	Acenaphthylene		ug/L	U	0.09	0.09
NW-1	BY76299	SW8270C-SIM	8/2/2017	1	Chrysene		ug/L	U	0.02	0.02
NW-1	BY76299	SW8270C-SIM	8/2/2017	1	Benzo(a)pyrene		ug/L	U	0.02	0.02
NW-1	BY76299	SW8270C-SIM	8/2/2017	1	Dibenz(a,h)anthracene		ug/L	U	0.02	0.02
NW-1	BY76299	SW8270C-SIM	8/2/2017	1	Benz(a)anthracene		ug/L	U	0.02	0.02
NW-1	BY76299	SW8270C-SIM	8/2/2017	1	N-Nitrosodimethylamine		ug/L	U	0.09	0.09
NW-1	BY76299	SW8270C-SIM	8/2/2017	1	Hexachloroethane		ug/L	U	0.47	0.47
NW-1	BY76299	SW8270C-SIM	8/2/2017	1	Pentachloronitrobenzene		ug/L	U	0.09	0.09
NW-1	BY76299	SW8270C-SIM	8/2/2017	1	Phenanthrene		ug/L	U	0.09	0.09
NW-1	BY76299	SW8270C-SIM	8/2/2017	1	Hexachlorobutadiene		ug/L	U	0.38	0.38
NW-1	BY76299	SW8270C-SIM	8/2/2017	1	Pentachlorophenol		ug/L	U	0.09	0.09
NW-1	BY76299	SW8270C-SIM	8/2/2017	1	1,2,4,5-Tetrachlorobenzene		ug/L	U	0.47	0.47
NW-1	BY76299	SW8270C-SIM	8/2/2017	1	Nitrobenzene		ug/L	U	0.09	0.09
BY76300-TB	BY76300	SW8260	8/3/2017	1	Ethylbenzene		ug/L	U	0.25	1.0
BY76300-TB	BY76300	SW8260	8/3/2017	1	Styrene		ug/L	U	0.25	1.0
BY76300-TB	BY76300	SW8260	8/3/2017	1	cis-1,3-Dichloropropene		ug/L	U	0.25	0.40
BY76300-TB	BY76300	SW8260	8/3/2017	1	trans-1,3-Dichloropropene		ug/L	U	0.25	0.40
BY76300-TB	BY76300	SW8260	8/3/2017	1	n-Propylbenzene		ug/L	U	0.25	1.0
BY76300-TB	BY76300	SW8260	8/3/2017	1	n-Butylbenzene		ug/L	U	0.25	1.0
BY76300-TB	BY76300	SW8260	8/3/2017	1	4-Chlorotoluene		ug/L	U	0.25	1.0
BY76300-TB	BY76300	SW8260	8/3/2017	1	1,4-Dichlorobenzene		ug/L	U	0.25	1.0
BY76300-TB	BY76300	SW8260	8/3/2017	1	1,2-Dibromoethane		ug/L	U	0.25	1.0
BY76300-TB	BY76300	SW8260	8/3/2017	1	Acrolein		ug/L	U	2.5	5.0
BY76300-TB	BY76300	SW8260	8/3/2017	1	1,2-Dichloroethane		ug/L	U	0.50	0.60
BY76300-TB	BY76300	SW8260	8/3/2017	1	Acrylonitrile		ug/L	U	2.5	5.0

ANGELIC TEXTILE SERVICES
NEW YORK
DATA SUMMARY TABLE
SEDIMENT/GROUNDWATER
SDG: GBY76292

Sample Name	Lab ID	Analytical Method	Analysis Date	Dilution Factor	Analyte	Result	Unit	Qualifier	MDL	RL
BY76300-TB	BY76300	SW8260	8/3/2017	1	4-Methyl-2-pentanone		ug/L	U	2.5	2.5
BY76300-TB	BY76300	SW8260	8/3/2017	1	1,3,5-Trimethylbenzene		ug/L	U	0.25	1.0
BY76300-TB	BY76300	SW8260	8/3/2017	1	Bromobenzene		ug/L	U	0.25	1.0
BY76300-TB	BY76300	SW8260	8/3/2017	1	Toluene		ug/L	U	0.25	1.0
BY76300-TB	BY76300	SW8260	8/3/2017	1	Chlorobenzene		ug/L	U	0.25	5.0
BY76300-TB	BY76300	SW8260	8/3/2017	1	Tetrahydrofuran (THF)		ug/L	U	2.5	5.0
BY76300-TB	BY76300	SW8260	8/3/2017	1	trans-1,4-dichloro-2-butene		ug/L	U	2.5	2.5
BY76300-TB	BY76300	SW8260	8/3/2017	1	1,2,4-Trichlorobenzene		ug/L	U	0.25	1.0
BY76300-TB	BY76300	SW8260	8/3/2017	1	Dibromochloromethane		ug/L	U	0.25	1.0
BY76300-TB	BY76300	SW8260	8/3/2017	1	Tetrachloroethene		ug/L	U	0.25	1.0
BY76300-TB	BY76300	SW8260	8/3/2017	1	sec-Butylbenzene		ug/L	U	0.25	1.0
BY76300-TB	BY76300	SW8260	8/3/2017	1	1,3-Dichloropropane		ug/L	U	0.25	1.0
BY76300-TB	BY76300	SW8260	8/3/2017	1	cis-1,2-Dichloroethene		ug/L	U	0.25	1.0
BY76300-TB	BY76300	SW8260	8/3/2017	1	trans-1,2-Dichloroethene		ug/L	U	0.25	5.0
BY76300-TB	BY76300	SW8260	8/3/2017	1	Methyl t-butyl ether (MTBE)		ug/L	U	0.25	1.0
BY76300-TB	BY76300	SW8260	8/3/2017	1	m&p-Xylene		ug/L	U	0.25	1.0
BY76300-TB	BY76300	SW8260	8/3/2017	1	2-Isopropyltoluene		ug/L	U	0.25	1.0
BY76300-TB	BY76300	SW8260	8/3/2017	1	1,3-Dichlorobenzene		ug/L	U	0.25	1.0
BY76300-TB	BY76300	SW8260	8/3/2017	1	Carbon tetrachloride		ug/L	U	0.25	1.0
BY76300-TB	BY76300	SW8260	8/3/2017	1	1,1-Dichloropropene		ug/L	U	0.25	1.0
BY76300-TB	BY76300	SW8260	8/3/2017	1	2-Hexanone		ug/L	U	2.5	2.5
BY76300-TB	BY76300	SW8260	8/3/2017	1	2,2-Dichloropropane		ug/L	U	0.25	1.0
BY76300-TB	BY76300	SW8260	8/3/2017	1	1,1,1,2-Tetrachloroethane		ug/L	U	0.25	1.0
BY76300-TB	BY76300	SW8260	8/3/2017	1	Acetone		ug/L	U	2.5	5.0
BY76300-TB	BY76300	SW8260	8/3/2017	1	Chloroform		ug/L	U	0.25	5.0
BY76300-TB	BY76300	SW8260	8/3/2017	1	Benzene		ug/L	U	0.25	0.70
BY76300-TB	BY76300	SW8260	8/3/2017	1	1,1,1-Trichloroethane		ug/L	U	0.25	5.0
BY76300-TB	BY76300	SW8260	8/3/2017	1	Bromomethane		ug/L	U	0.25	5.0
BY76300-TB	BY76300	SW8260	8/3/2017	1	Chloromethane		ug/L	U	0.25	5.0
BY76300-TB	BY76300	SW8260	8/3/2017	1	Dibromomethane		ug/L	U	0.25	1.0
BY76300-TB	BY76300	SW8260	8/3/2017	1	Bromochloromethane		ug/L	U	0.25	1.0
BY76300-TB	BY76300	SW8260	8/3/2017	1	Chloroethane		ug/L	U	0.25	5.0
BY76300-TB	BY76300	SW8260	8/3/2017	1	Vinyl chloride		ug/L	U	0.25	1.0
BY76300-TB	BY76300	SW8260	8/3/2017	1	Methylene chloride		ug/L	U	1.0	3.0
BY76300-TB	BY76300	SW8260	8/3/2017	1	Carbon Disulfide		ug/L	U	0.25	1.0
BY76300-TB	BY76300	SW8260	8/3/2017	1	Bromoform		ug/L	U	0.25	5.0
BY76300-TB	BY76300	SW8260	8/3/2017	1	Bromodichloromethane		ug/L	U	0.25	1.0
BY76300-TB	BY76300	SW8260	8/3/2017	1	1,1-Dichloroethane		ug/L	U	0.25	5.0
BY76300-TB	BY76300	SW8260	8/3/2017	1	1,1-Dichloroethene		ug/L	U	0.25	1.0

ANGELIC TEXTILE SERVICES
NEW YORK
DATA SUMMARY TABLE
SEDIMENT/GROUNDWATER
SDG: GBY76292

Sample Name	Lab ID	Analytical Method	Analysis Date	Dilution Factor	Analyte	Result	Unit	Qualifier	MDL	RL
BY76300-TB	BY76300	SW8260	8/3/2017	1	Trichlorofluoromethane		ug/L	U	0.25	1.0
BY76300-TB	BY76300	SW8260	8/3/2017	1	Dichlorodifluoromethane		ug/L	U	0.25	1.0
BY76300-TB	BY76300	SW8260	8/3/2017	1	Trichlorotrifluoroethane		ug/L	U	0.25	1.0
BY76300-TB	BY76300	SW8260	8/3/2017	1	1,2-Dichloropropane		ug/L	U	0.25	1.0
BY76300-TB	BY76300	SW8260	8/3/2017	1	Methyl ethyl ketone		ug/L	U	2.5	2.5
BY76300-TB	BY76300	SW8260	8/3/2017	1	1,1,2-Trichloroethane		ug/L	U	0.25	1.0
BY76300-TB	BY76300	SW8260	8/3/2017	1	Trichloroethene		ug/L	U	0.25	1.0
BY76300-TB	BY76300	SW8260	8/3/2017	1	1,1,2,2-Tetrachloroethane		ug/L	U	0.25	1.0
BY76300-TB	BY76300	SW8260	8/3/2017	1	1,2,3-Trichlorobenzene		ug/L	U	0.25	1.0
BY76300-TB	BY76300	SW8260	8/3/2017	1	Hexachlorobutadiene		ug/L	U	0.20	0.50
BY76300-TB	BY76300	SW8260	8/3/2017	1	Naphthalene		ug/L	U	1.0	1.0
BY76300-TB	BY76300	SW8260	8/3/2017	1	o-Xylene		ug/L	U	0.25	1.0
BY76300-TB	BY76300	SW8260	8/3/2017	1	2-Chlorotoluene		ug/L	U	0.25	1.0
BY76300-TB	BY76300	SW8260	8/3/2017	1	1,2-Dichlorobenzene		ug/L	U	0.25	1.0
BY76300-TB	BY76300	SW8260	8/3/2017	1	1,2,4-Trimethylbenzene		ug/L	U	0.25	1.0
BY76300-TB	BY76300	SW8260	8/3/2017	1	1,2-Dibromo-3-chloropropane		ug/L	U	0.50	1.0
BY76300-TB	BY76300	SW8260	8/3/2017	1	1,2,3-Trichloropropane		ug/L	U	0.25	1.0
BY76300-TB	BY76300	SW8260	8/3/2017	1	tert-Butylbenzene		ug/L	U	0.25	1.0
BY76300-TB	BY76300	SW8260	8/3/2017	1	Isopropylbenzene		ug/L	U	0.25	1.0
BY76300-TB	BY76300	SW8260	8/3/2017	1	p-Isopropyltoluene		ug/L	U	0.25	1.0

DATA USABILITY SUMMARY REPORT (DUSR)
Volatile Organic Compounds
Method TO-15
USEPA Level 4 Review

Site: Angelic Textile Services	SDG #: GCC81347
Laboratory: Phoenix Environmental Laboratories, Inc.	Date: 05/31/19
KGS Reviewer: Sherri Pullar	Project: 3020

Lab Sample ID	Client Sample ID	Collection Date	Analysis	Matrix
CC81347	SS	3/29/19	VOA	Air
CC81348	IA	3/29/19	VOA	Air
CC81349	IA DUP	3/29/19	VOA	Air
CC81350	OA	3/29/19	VOA	Air

Summary - Data validation was performed on the data for four (4) air samples collected from Angelic Textile Services, 125 Bath Street, NY on 3/29/2019 and submitted for Volatile Organic (VOC) analyses by Method TO-15. Samples were analyzed and reported for VOCs. All sample results in this SDG were subjected to Level 4 data validation, which includes evaluation of preparatory batch, instrument-related QC results and calculations. The USEPA Region-II SOP # HW-31, Revision 6, June 2014, Validating Air Samples Volatile Organic Analysis of Ambient Air in Canister by Method TO-15 was used in evaluating the Volatiles data in this summary report.

Narrative and Completeness Review – The case narrative and data package were checked for completeness.

Qualification: None required.

Sample Delivery and Condition – All samples arrived at the laboratory on 4/3/2019 in acceptable condition and temperature and were properly preserved. Proper custody was documented.

Qualification: None required.

Holding Times – All air samples were analyzed within the method holding time for summa canisters (30 days).

Qualification: None required.

GC/MS Tuning - All BFB tunes in the initial and continuing calibrations met the percent relative abundance criteria.

Qualification: None required.

Initial Calibration - Initial calibration curve analyzed on 03/20/2019 (Chem24) exhibited acceptable %RSDs (≤30.0%) for all compounds and average RRF values (≥0.050) for all compounds with the exception of some compounds listed in Table 4 in SOP # HW-31, were ≥0.01.

Qualification: None required.

Continuing Calibration Verification (CCV): - The %D for the CCVs analyzed and reported with these samples on 04/03/2019 were within acceptance limits.

Qualification: None required.

Surrogates –4-Bromofluorobenzene (BFB) surrogate spike recovered within the laboratory control limits.

Qualification: None required.

Internal Standard (IS) Area Performance: - Samples exhibited acceptable area counts for all internal standards.

Qualification: None required.

LCS –LCS percent recoveries (%R) for the reported analytes were within control limits.

Qualification: None required.

Method Blank – The method blank prepared and analyzed with these samples was free of contamination.

Qualification: None required.

Canister Blank – The canister blanks prepared and analyzed with these samples were free of contamination.

Qualification: None required.

Field Blanks – No field blanks were included in this SDG.

Qualification: None required.

Field Duplicate – One set of field duplicate samples were submitted with this sample set: samples IA and IA Dup (Lab Sample IDs: CC81348 and CC81349). The detected results for the FD sample pair IA and IA Dup (Lab Sample IDs: CC81348 and CC81349) are summarized in the table below.

	IA	IA DUP	
	CC81348	CC81348	
Analyte	Result (ug/m3)	Result (ug/m3)	RPD (%)
Acetone	3.96	3.63	8.7
Carbon Tetrachloride	0.40	0.37	7.8
Dichlorodifluoromethane	2.14	2.02	5.8
Ethanol	2.35	2.28	3.0
Trichlorofluoromethane	11.5	11.1	3.5
Trichlorotrifluoroethane	1.07	ND	NC

Qualification: Results for trichlorotrifluoroethane were qualified as estimated (J/UJ) in Samples IA and IA DUP.

Compound Quantitation –Analyte non-detections were reported as "U"; these results should be considered the equivalent of "RL (reporting limit) U."

Qualification: None required.

– All sample results were reported within the linear calibration range with the exception of ethanol in sample SS.

Qualification: Ethanol was qualified as estimated (J) in sample SS.

Manual Calculation

$$\text{Concentration } (\mu g/m^3) = \frac{\text{Result (ppbv) x Molecular weight x DF}}{24.46}$$

SS (CC81347)

Toluene
Result (ppbv) = 0.352
Molecular Weight @ 25ºC=92.14
DF = 1

$$\text{Concentration } (\mu g/m^3) = \frac{0.352 \times 92.14 \times 1}{24.46} = 1.33 \mu g/m^3$$

Compound	Laboratory ($\mu g/m^3$)	Validation ($\mu g/m^3$)	%D
Toluene	1.33	1.33	0.0

Data Review Summary – Volatile air data package meet requirement for New York State Department of Environmental Conservation (NYSDEC) Analytical Services Protocol (ASP) Category B Deliverables.
– The VOC air results reported in this SDG are acceptable as reported and may be used for their intended purpose.
– Validation qualifiers (if required) were entered into the EDD and a summary of the data are listed in the Data Summary Table for SDG: GCC81347 at the end of the data validation report.

ANGELIC TEXTILE SERVICES
125 BATH ST, NY
DATA SUMMARY TABLE
AIR
SDG: GCC81347

Sample Name	Lab ID	Analytical Method	Collection Date	Dilution Factor	Analyte	Result	Unit	Qualifier	MDL	RL
SS_20190329	CC81347	TO15	3/29/2019	1	Ethylbenzene		ug/m3	U	1.00	1.00
SS_20190329	CC81347	TO15	3/29/2019	1	Styrene		ug/m3	U	1.00	1.00
SS_20190329	CC81347	TO15	3/29/2019	1	Benzyl chloride		ug/m3	U	1.00	1.00
SS_20190329	CC81347	TO15	3/29/2019	1	cis-1,3-Dichloropropene		ug/m3	U	1.00	1.00
SS_20190329	CC81347	TO15	3/29/2019	1	trans-1,3-Dichloropropene		ug/m3	U	1.00	1.00
SS_20190329	CC81347	TO15	3/29/2019	1	n-Butylbenzene		ug/m3	U	1.00	1.00
SS_20190329	CC81347	TO15	3/29/2019	1	1,4-Dichlorobenzene		ug/m3	U	1.00	1.00
SS_20190329	CC81347	TO15	3/29/2019	1	1,2-Dibromoethane(EDB)		ug/m3	U	1.00	1.00
SS_20190329	CC81347	TO15	3/29/2019	1	1,3-Butadiene		ug/m3	U	1.00	1.00
SS_20190329	CC81347	TO15	3/29/2019	1	1,2-Dichloroethane		ug/m3	U	1.00	1.00
SS_20190329	CC81347	TO15	3/29/2019	1	Acrylonitrile		ug/m3	U	1.00	1.00
SS_20190329	CC81347	TO15	3/29/2019	1	4-Methyl-2-pentanone(MIBK)		ug/m3	U	1.00	1.00
SS_20190329	CC81347	TO15	3/29/2019	1	1,3,5-Trimethylbenzene		ug/m3	U	1.00	1.00
SS_20190329	CC81347	TO15	3/29/2019	1	Toluene	1.33	ug/m3		1.00	1.00
SS_20190329	CC81347	TO15	3/29/2019	1	Chlorobenzene		ug/m3	U	1.00	1.00
SS_20190329	CC81347	TO15	3/29/2019	1	Tetrahydrofuran		ug/m3	U	1.00	1.00
SS_20190329	CC81347	TO15	3/29/2019	1	Hexane		ug/m3	U	1.00	1.00
SS_20190329	CC81347	TO15	3/29/2019	1	Cyclohexane		ug/m3	U	1.00	1.00
SS_20190329	CC81347	TO15	3/29/2019	1	Propylene		ug/m3	U	1.00	1.00
SS_20190329	CC81347	TO15	3/29/2019	1	1,2,4-Trichlorobenzene		ug/m3	U	1.00	1.00
SS_20190329	CC81347	TO15	3/29/2019	1	1,4-Dioxane		ug/m3	U	1.00	1.00
SS_20190329	CC81347	TO15	3/29/2019	1	Dibromochloromethane		ug/m3	U	1.00	1.00
SS_20190329	CC81347	TO15	3/29/2019	1	Tetrachloroethene		ug/m3	U	0.25	0.25
SS_20190329	CC81347	TO15	3/29/2019	1	sec-Butylbenzene		ug/m3	U	1.00	1.00
SS_20190329	CC81347	TO15	3/29/2019	1	Ethyl acetate		ug/m3	U	1.00	1.00
SS_20190329	CC81347	TO15	3/29/2019	1	Heptane		ug/m3	U	1.00	1.00
SS_20190329	CC81347	TO15	3/29/2019	1	Cis-1,2-Dichloroethene		ug/m3	U	0.20	0.20
SS_20190329	CC81347	TO15	3/29/2019	1	Trans-1,2-Dichloroethene		ug/m3	U	1.00	1.00
SS_20190329	CC81347	TO15	3/29/2019	1	Methyl tert-butyl ether(MTBE)		ug/m3	U	1.00	1.00
SS_20190329	CC81347	TO15	3/29/2019	1	m,p-Xylene		ug/m3	U	1.00	1.00
SS_20190329	CC81347	TO15	3/29/2019	1	1,3-Dichlorobenzene		ug/m3	U	1.00	1.00

ANGELIC TEXTILE SERVICES
125 BATH ST, NY
DATA SUMMARY TABLE
AIR
SDG: GCC81347

Sample Name	Lab ID	Analytical Method	Collection Date	Dilution Factor	Analyte	Result	Unit	Qualifier	MDL	RL
SS_20190329	CC81347	TO15	3/29/2019	1	Carbon Tetrachloride	0.21	ug/m3		0.20	0.20
SS_20190329	CC81347	TO15	3/29/2019	1	2-Hexanone(MBK)		ug/m3	U	1.00	1.00
SS_20190329	CC81347	TO15	3/29/2019	1	4-Ethyltoluene		ug/m3	U	1.00	1.00
SS_20190329	CC81347	TO15	3/29/2019	1	1,1,1,2-Tetrachloroethane		ug/m3	U	1.00	1.00
SS_20190329	CC81347	TO15	3/29/2019	1	Ethanol	241	ug/m3	J	1.00	1.00
SS_20190329	CC81347	TO15	3/29/2019	1	Isopropylalcohol	7.12	ug/m3		1.00	1.00
SS_20190329	CC81347	TO15	3/29/2019	1	Acetone	48.0	ug/m3		1.00	1.00
SS_20190329	CC81347	TO15	3/29/2019	1	Chloroform		ug/m3	U	1.00	1.00
SS_20190329	CC81347	TO15	3/29/2019	1	Benzene		ug/m3	U	1.00	1.00
SS_20190329	CC81347	TO15	3/29/2019	1	1,1,1-Trichloroethane		ug/m3	U	1.00	1.00
SS_20190329	CC81347	TO15	3/29/2019	1	Bromomethane		ug/m3	U	1.00	1.00
SS_20190329	CC81347	TO15	3/29/2019	1	Chloromethane		ug/m3	U	1.00	1.00
SS_20190329	CC81347	TO15	3/29/2019	1	Chloroethane		ug/m3	U	1.00	1.00
SS_20190329	CC81347	TO15	3/29/2019	1	Vinyl Chloride		ug/m3	U	0.20	0.20
SS_20190329	CC81347	TO15	3/29/2019	1	Methylene Chloride		ug/m3	U	3.00	3.00
SS_20190329	CC81347	TO15	3/29/2019	1	Carbon Disulfide	4.61	ug/m3		1.00	1.00
SS_20190329	CC81347	TO15	3/29/2019	1	Bromoform		ug/m3	U	1.00	1.00
SS_20190329	CC81347	TO15	3/29/2019	1	Bromodichloromethane		ug/m3	U	1.00	1.00
SS_20190329	CC81347	TO15	3/29/2019	1	1,1-Dichloroethane		ug/m3	U	1.00	1.00
SS_20190329	CC81347	TO15	3/29/2019	1	1,1-Dichloroethene		ug/m3	U	0.20	0.20
SS_20190329	CC81347	TO15	3/29/2019	1	Trichlorofluoromethane	26.3	ug/m3		1.00	1.00
SS_20190329	CC81347	TO15	3/29/2019	1	Dichlorodifluoromethane	3.99	ug/m3		1.00	1.00
SS_20190329	CC81347	TO15	3/29/2019	1	Trichlorotrifluoroethane	1.14	ug/m3		1.00	1.00
SS_20190329	CC81347	TO15	3/29/2019	1	1,2-Dichlorotetrafluoroethane		ug/m3	U	1.00	1.00
SS_20190329	CC81347	TO15	3/29/2019	1	1,2-dichloropropane		ug/m3	U	1.00	1.00
SS_20190329	CC81347	TO15	3/29/2019	1	Methyl Ethyl Ketone	2.62	ug/m3		1.00	1.00
SS_20190329	CC81347	TO15	3/29/2019	1	1,1,2-Trichloroethane		ug/m3	U	1.00	1.00
SS_20190329	CC81347	TO15	3/29/2019	1	Trichloroethene		ug/m3	U	0.20	0.20
SS_20190329	CC81347	TO15	3/29/2019	1	1,1,2,2-Tetrachloroethane		ug/m3	U	1.00	1.00
SS_20190329	CC81347	TO15	3/29/2019	1	Hexachlorobutadiene		ug/m3	U	1.00	1.00
SS_20190329	CC81347	TO15	3/29/2019	1	o-Xylene		ug/m3	U	1.00	1.00

ANGELIC TEXTILE SERVICES
125 BATH ST, NY
DATA SUMMARY TABLE
AIR
SDG: GCC81347

Sample Name	Lab ID	Analytical Method	Collection Date	Dilution Factor	Analyte	Result	Unit	Qualifier	MDL	RL
SS_20190329	CC81347	TO15	3/29/2019	1	1,2-Dichlorobenzene		ug/m3	U	1.00	1.00
SS_20190329	CC81347	TO15	3/29/2019	1	1,2,4-Trimethylbenzene		ug/m3	U	1.00	1.00
SS_20190329	CC81347	TO15	3/29/2019	1	Isopropylbenzene		ug/m3	U	1.00	1.00
SS_20190329	CC81347	TO15	3/29/2019	1	4-Isopropyltoluene		ug/m3	U	1.00	1.00
IA_20190329	CC81348	TO15	3/29/2019	1	Acetone	3.96	ug/m3		1.00	1.00
IA_20190329	CC81348	TO15	3/29/2019	1	Carbon Tetrachloride	0.40	ug/m3		0.20	0.20
IA_20190329	CC81348	TO15	3/29/2019	1	Dichlorodifluoromethane	2.14	ug/m3		1.00	1.00
IA_20190329	CC81348	TO15	3/29/2019	1	Ethanol	2.35	ug/m3		1.00	1.00
IA_20190329	CC81348	TO15	3/29/2019	1	Trichlorofluoromethane	11.5	ug/m3		1.00	1.00
IA_20190329	CC81348	TO15	3/29/2019	1	Ethylbenzene		ug/m3	U	1.00	1.00
IA_20190329	CC81348	TO15	3/29/2019	1	Styrene		ug/m3	U	1.00	1.00
IA_20190329	CC81348	TO15	3/29/2019	1	Benzyl chloride		ug/m3	U	1.00	1.00
IA_20190329	CC81348	TO15	3/29/2019	1	cis-1,3-Dichloropropene		ug/m3	U	1.00	1.00
IA_20190329	CC81348	TO15	3/29/2019	1	trans-1,3-Dichloropropene		ug/m3	U	1.00	1.00
IA_20190329	CC81348	TO15	3/29/2019	1	n-Butylbenzene		ug/m3	U	1.00	1.00
IA_20190329	CC81348	TO15	3/29/2019	1	1,4-Dichlorobenzene		ug/m3	U	1.00	1.00
IA_20190329	CC81348	TO15	3/29/2019	1	1,2-Dibromoethane(EDB)		ug/m3	U	1.00	1.00
IA_20190329	CC81348	TO15	3/29/2019	1	1,3-Butadiene		ug/m3	U	1.00	1.00
IA_20190329	CC81348	TO15	3/29/2019	1	1,2-Dichloroethane		ug/m3	U	1.00	1.00
IA_20190329	CC81348	TO15	3/29/2019	1	Acrylonitrile		ug/m3	U	1.00	1.00
IA_20190329	CC81348	TO15	3/29/2019	1	4-Methyl-2-pentanone(MIBK)		ug/m3	U	1.00	1.00
IA_20190329	CC81348	TO15	3/29/2019	1	1,3,5-Trimethylbenzene		ug/m3	U	1.00	1.00
IA_20190329	CC81348	TO15	3/29/2019	1	Toluene		ug/m3	U	1.00	1.00
IA_20190329	CC81348	TO15	3/29/2019	1	Chlorobenzene		ug/m3	U	1.00	1.00
IA_20190329	CC81348	TO15	3/29/2019	1	Tetrahydrofuran		ug/m3	U	1.00	1.00
IA_20190329	CC81348	TO15	3/29/2019	1	Hexane		ug/m3	U	1.00	1.00
IA_20190329	CC81348	TO15	3/29/2019	1	Cyclohexane		ug/m3	U	1.00	1.00
IA_20190329	CC81348	TO15	3/29/2019	1	Propylene		ug/m3	U	1.00	1.00
IA_20190329	CC81348	TO15	3/29/2019	1	1,2,4-Trichlorobenzene		ug/m3	U	1.00	1.00
IA_20190329	CC81348	TO15	3/29/2019	1	1,4-Dioxane		ug/m3	U	1.00	1.00
IA_20190329	CC81348	TO15	3/29/2019	1	Dibromochloromethane		ug/m3	U	1.00	1.00

ANGELIC TEXTILE SERVICES
125 BATH ST, NY
DATA SUMMARY TABLE
AIR
SDG: GCC81347

Sample Name	Lab ID	Analytical Method	Collection Date	Dilution Factor	Analyte	Result	Unit	Qualifier	MDL	RL
IA_20190329	CC81348	TO15	3/29/2019	1	Tetrachloroethene		ug/m3	U	0.25	0.25
IA_20190329	CC81348	TO15	3/29/2019	1	sec-Butylbenzene		ug/m3	U	1.00	1.00
IA_20190329	CC81348	TO15	3/29/2019	1	Ethyl acetate		ug/m3	U	1.00	1.00
IA_20190329	CC81348	TO15	3/29/2019	1	Heptane		ug/m3	U	1.00	1.00
IA_20190329	CC81348	TO15	3/29/2019	1	Cis-1,2-Dichloroethene		ug/m3	U	0.20	0.20
IA_20190329	CC81348	TO15	3/29/2019	1	Trans-1,2-Dichloroethene		ug/m3	U	1.00	1.00
IA_20190329	CC81348	TO15	3/29/2019	1	Methyl tert-butyl ether(MTBE)		ug/m3	U	1.00	1.00
IA_20190329	CC81348	TO15	3/29/2019	1	m,p-Xylene		ug/m3	U	1.00	1.00
IA_20190329	CC81348	TO15	3/29/2019	1	1,3-Dichlorobenzene		ug/m3	U	1.00	1.00
IA_20190329	CC81348	TO15	3/29/2019	1	Trichlorotrifluoroethane	1.07	ug/m3	J	1.00	1.00
IA_20190329	CC81348	TO15	3/29/2019	1	2-Hexanone(MBK)		ug/m3	U	1.00	1.00
IA_20190329	CC81348	TO15	3/29/2019	1	4-Ethyltoluene		ug/m3	U	1.00	1.00
IA_20190329	CC81348	TO15	3/29/2019	1	1,1,1,2-Tetrachloroethane		ug/m3	U	1.00	1.00
IA_20190329	CC81348	TO15	3/29/2019	1	Isopropylalcohol		ug/m3	U	1.00	1.00
IA_20190329	CC81348	TO15	3/29/2019	1	Chloroform		ug/m3	U	1.00	1.00
IA_20190329	CC81348	TO15	3/29/2019	1	Benzene		ug/m3	U	1.00	1.00
IA_20190329	CC81348	TO15	3/29/2019	1	1,1,1-Trichloroethane		ug/m3	U	1.00	1.00
IA_20190329	CC81348	TO15	3/29/2019	1	Bromomethane		ug/m3	U	1.00	1.00
IA_20190329	CC81348	TO15	3/29/2019	1	Chloromethane		ug/m3	U	1.00	1.00
IA_20190329	CC81348	TO15	3/29/2019	1	Chloroethane		ug/m3	U	1.00	1.00
IA_20190329	CC81348	TO15	3/29/2019	1	Vinyl Chloride		ug/m3	U	0.20	0.20
IA_20190329	CC81348	TO15	3/29/2019	1	Methylene Chloride		ug/m3	U	3.00	3.00
IA_20190329	CC81348	TO15	3/29/2019	1	Carbon Disulfide		ug/m3	U	1.00	1.00
IA_20190329	CC81348	TO15	3/29/2019	1	Bromoform		ug/m3	U	1.00	1.00
IA_20190329	CC81348	TO15	3/29/2019	1	Bromodichloromethane		ug/m3	U	1.00	1.00
IA_20190329	CC81348	TO15	3/29/2019	1	1,1-Dichloroethane		ug/m3	U	1.00	1.00
IA_20190329	CC81348	TO15	3/29/2019	1	1,1-Dichloroethene		ug/m3	U	0.20	0.20
IA_20190329	CC81348	TO15	3/29/2019	1	1,2-Dichlorotetrafluoroethane		ug/m3	U	1.00	1.00
IA_20190329	CC81348	TO15	3/29/2019	1	1,2-dichloropropane		ug/m3	U	1.00	1.00
IA_20190329	CC81348	TO15	3/29/2019	1	Methyl Ethyl Ketone		ug/m3	U	1.00	1.00
IA_20190329	CC81348	TO15	3/29/2019	1	1,1,2-Trichloroethane		ug/m3	U	1.00	1.00

ANGELIC TEXTILE SERVICES
125 BATH ST, NY
DATA SUMMARY TABLE
AIR
SDG: GCC81347

Sample Name	Lab ID	Analytical Method	Collection Date	Dilution Factor	Analyte	Result	Unit	Qualifier	MDL	RL
IA_20190329	CC81348	TO15	3/29/2019	1	Trichloroethene		ug/m3	U	0.20	0.20
IA_20190329	CC81348	TO15	3/29/2019	1	1,1,2,2-Tetrachloroethane		ug/m3	U	1.00	1.00
IA_20190329	CC81348	TO15	3/29/2019	1	Hexachlorobutadiene		ug/m3	U	1.00	1.00
IA_20190329	CC81348	TO15	3/29/2019	1	o-Xylene		ug/m3	U	1.00	1.00
IA_20190329	CC81348	TO15	3/29/2019	1	1,2-Dichlorobenzene		ug/m3	U	1.00	1.00
IA_20190329	CC81348	TO15	3/29/2019	1	1,2,4-Trimethylbenzene		ug/m3	U	1.00	1.00
IA_20190329	CC81348	TO15	3/29/2019	1	Isopropylbenzene		ug/m3	U	1.00	1.00
IA_20190329	CC81348	TO15	3/29/2019	1	4-Isopropyltoluene		ug/m3	U	1.00	1.00
IA DUP_20190329	CC81349	TO15	3/29/2019	1	Ethylbenzene		ug/m3	U	1.00	1.00
IA DUP_20190329	CC81349	TO15	3/29/2019	1	Styrene		ug/m3	U	1.00	1.00
IA DUP_20190329	CC81349	TO15	3/29/2019	1	Benzyl chloride		ug/m3	U	1.00	1.00
IA DUP_20190329	CC81349	TO15	3/29/2019	1	cis-1,3-Dichloropropene		ug/m3	U	1.00	1.00
IA DUP_20190329	CC81349	TO15	3/29/2019	1	trans-1,3-Dichloropropene		ug/m3	U	1.00	1.00
IA DUP_20190329	CC81349	TO15	3/29/2019	1	n-Butylbenzene		ug/m3	U	1.00	1.00
IA DUP_20190329	CC81349	TO15	3/29/2019	1	1,4-Dichlorobenzene		ug/m3	U	1.00	1.00
IA DUP_20190329	CC81349	TO15	3/29/2019	1	1,2-Dibromoethane(EDB)		ug/m3	U	1.00	1.00
IA DUP_20190329	CC81349	TO15	3/29/2019	1	1,3-Butadiene		ug/m3	U	1.00	1.00
IA DUP_20190329	CC81349	TO15	3/29/2019	1	1,2-Dichloroethane		ug/m3	U	1.00	1.00
IA DUP_20190329	CC81349	TO15	3/29/2019	1	Acrylonitrile		ug/m3	U	1.00	1.00
IA DUP_20190329	CC81349	TO15	3/29/2019	1	4-Methyl-2-pentanone(MIBK)		ug/m3	U	1.00	1.00
IA DUP_20190329	CC81349	TO15	3/29/2019	1	1,3,5-Trimethylbenzene		ug/m3	U	1.00	1.00
IA DUP_20190329	CC81349	TO15	3/29/2019	1	Toluene		ug/m3	U	1.00	1.00
IA DUP_20190329	CC81349	TO15	3/29/2019	1	Chlorobenzene		ug/m3	U	1.00	1.00
IA DUP_20190329	CC81349	TO15	3/29/2019	1	Tetrahydrofuran		ug/m3	U	1.00	1.00
IA DUP_20190329	CC81349	TO15	3/29/2019	1	Hexane		ug/m3	U	1.00	1.00
IA DUP_20190329	CC81349	TO15	3/29/2019	1	Cyclohexane		ug/m3	U	1.00	1.00
IA DUP_20190329	CC81349	TO15	3/29/2019	1	Propylene		ug/m3	U	1.00	1.00
IA DUP_20190329	CC81349	TO15	3/29/2019	1	1,2,4-Trichlorobenzene		ug/m3	U	1.00	1.00
IA DUP_20190329	CC81349	TO15	3/29/2019	1	1,4-Dioxane		ug/m3	U	1.00	1.00
IA DUP_20190329	CC81349	TO15	3/29/2019	1	Dibromochloromethane		ug/m3	U	1.00	1.00
IA DUP_20190329	CC81349	TO15	3/29/2019	1	Tetrachloroethene		ug/m3	U	0.25	0.25

ANGELIC TEXTILE SERVICES
125 BATH ST, NY
DATA SUMMARY TABLE
AIR
SDG: GCC81347

Sample Name	Lab ID	Analytical Method	Collection Date	Dilution Factor	Analyte	Result	Unit	Qualifier	MDL	RL
IA DUP_20190329	CC81349	TO15	3/29/2019	1	sec-Butylbenzene		ug/m3	U	1.00	1.00
IA DUP_20190329	CC81349	TO15	3/29/2019	1	Ethyl acetate		ug/m3	U	1.00	1.00
IA DUP_20190329	CC81349	TO15	3/29/2019	1	Heptane		ug/m3	U	1.00	1.00
IA DUP_20190329	CC81349	TO15	3/29/2019	1	Cis-1,2-Dichloroethene		ug/m3	U	0.20	0.20
IA DUP_20190329	CC81349	TO15	3/29/2019	1	Trans-1,2-Dichloroethene		ug/m3	U	1.00	1.00
IA DUP_20190329	CC81349	TO15	3/29/2019	1	Methyl tert-butyl ether(MTBE)		ug/m3	U	1.00	1.00
IA DUP_20190329	CC81349	TO15	3/29/2019	1	m,p-Xylene		ug/m3	U	1.00	1.00
IA DUP_20190329	CC81349	TO15	3/29/2019	1	1,3-Dichlorobenzene		ug/m3	U	1.00	1.00
IA DUP_20190329	CC81349	TO15	3/29/2019	1	2-Hexanone(MBK)		ug/m3	U	1.00	1.00
IA DUP_20190329	CC81349	TO15	3/29/2019	1	4-Ethyltoluene		ug/m3	U	1.00	1.00
IA DUP_20190329	CC81349	TO15	3/29/2019	1	1,1,1,2-Tetrachloroethane		ug/m3	U	1.00	1.00
IA DUP_20190329	CC81349	TO15	3/29/2019	1	Isopropylalcohol		ug/m3	U	1.00	1.00
IA DUP_20190329	CC81349	TO15	3/29/2019	1	Chloroform		ug/m3	U	1.00	1.00
IA DUP_20190329	CC81349	TO15	3/29/2019	1	Benzene		ug/m3	U	1.00	1.00
IA DUP_20190329	CC81349	TO15	3/29/2019	1	1,1,1-Trichloroethane		ug/m3	U	1.00	1.00
IA DUP_20190329	CC81349	TO15	3/29/2019	1	Bromomethane		ug/m3	U	1.00	1.00
IA DUP_20190329	CC81349	TO15	3/29/2019	1	Chloromethane		ug/m3	U	1.00	1.00
IA DUP_20190329	CC81349	TO15	3/29/2019	1	Chloroethane		ug/m3	U	1.00	1.00
IA DUP_20190329	CC81349	TO15	3/29/2019	1	Vinyl Chloride		ug/m3	U	0.20	0.20
IA DUP_20190329	CC81349	TO15	3/29/2019	1	Methylene Chloride		ug/m3	U	3.00	3.00
IA DUP_20190329	CC81349	TO15	3/29/2019	1	Carbon Disulfide		ug/m3	U	1.00	1.00
IA DUP_20190329	CC81349	TO15	3/29/2019	1	Bromoform		ug/m3	U	1.00	1.00
IA DUP_20190329	CC81349	TO15	3/29/2019	1	Bromodichloromethane		ug/m3	U	1.00	1.00
IA DUP_20190329	CC81349	TO15	3/29/2019	1	1,1-Dichloroethane		ug/m3	U	1.00	1.00
IA DUP_20190329	CC81349	TO15	3/29/2019	1	1,1-Dichloroethene		ug/m3	U	0.20	0.20
IA DUP_20190329	CC81349	TO15	3/29/2019	1	Trichlorotrifluoroethane		ug/m3	UJ	1.00	1.00
IA DUP_20190329	CC81349	TO15	3/29/2019	1	1,2-Dichlorotetrafluoroethane		ug/m3	U	1.00	1.00
IA DUP_20190329	CC81349	TO15	3/29/2019	1	1,2-dichloropropane		ug/m3	U	1.00	1.00
IA DUP_20190329	CC81349	TO15	3/29/2019	1	Methyl Ethyl Ketone		ug/m3	U	1.00	1.00
IA DUP_20190329	CC81349	TO15	3/29/2019	1	1,1,2-Trichloroethane		ug/m3	U	1.00	1.00
IA DUP_20190329	CC81349	TO15	3/29/2019	1	Trichloroethene		ug/m3	U	0.20	0.20

ANGELIC TEXTILE SERVICES
125 BATH ST, NY
DATA SUMMARY TABLE
AIR
SDG: GCC81347

Sample Name	Lab ID	Analytical Method	Collection Date	Dilution Factor	Analyte	Result	Unit	Qualifier	MDL	RL
IA DUP_20190329	CC81349	TO15	3/29/2019	1	1,1,2,2-Tetrachloroethane		ug/m3	U	1.00	1.00
IA DUP_20190329	CC81349	TO15	3/29/2019	1	Hexachlorobutadiene		ug/m3	U	1.00	1.00
IA DUP_20190329	CC81349	TO15	3/29/2019	1	o-Xylene		ug/m3	U	1.00	1.00
IA DUP_20190329	CC81349	TO15	3/29/2019	1	1,2-Dichlorobenzene		ug/m3	U	1.00	1.00
IA DUP_20190329	CC81349	TO15	3/29/2019	1	1,2,4-Trimethylbenzene		ug/m3	U	1.00	1.00
IA DUP_20190329	CC81349	TO15	3/29/2019	1	Isopropylbenzene		ug/m3	U	1.00	1.00
IA DUP_20190329	CC81349	TO15	3/29/2019	1	4-Isopropyltoluene		ug/m3	U	1.00	1.00
IA DUP_20190329	CC81349	TO15	3/29/2019	1	Acetone	3.63	ug/m3		1.00	1.00
IA DUP_20190329	CC81349	TO15	3/29/2019	1	Carbon Tetrachloride	0.37	ug/m3		0.20	0.20
IA DUP_20190329	CC81349	TO15	3/29/2019	1	Dichlorodifluoromethane	2.02	ug/m3		1.00	1.00
IA DUP_20190329	CC81349	TO15	3/29/2019	1	Ethanol	2.28	ug/m3		1.00	1.00
IA DUP_20190329	CC81349	TO15	3/29/2019	1	Trichlorofluoromethane	11.1	ug/m3		1.00	1.00
OA_20190329	CC81350	TO15	3/29/2019	1	Ethylbenzene		ug/m3	U	1.00	1.00
OA_20190329	CC81350	TO15	3/29/2019	1	Styrene		ug/m3	U	1.00	1.00
OA_20190329	CC81350	TO15	3/29/2019	1	Benzyl chloride		ug/m3	U	1.00	1.00
OA_20190329	CC81350	TO15	3/29/2019	1	cis-1,3-Dichloropropene		ug/m3	U	1.00	1.00
OA_20190329	CC81350	TO15	3/29/2019	1	trans-1,3-Dichloropropene		ug/m3	U	1.00	1.00
OA_20190329	CC81350	TO15	3/29/2019	1	n-Butylbenzene		ug/m3	U	1.00	1.00
OA_20190329	CC81350	TO15	3/29/2019	1	1,4-Dichlorobenzene		ug/m3	U	1.00	1.00
OA_20190329	CC81350	TO15	3/29/2019	1	1,2-Dibromoethane(EDB)		ug/m3	U	1.00	1.00
OA_20190329	CC81350	TO15	3/29/2019	1	1,3-Butadiene		ug/m3	U	1.00	1.00
OA_20190329	CC81350	TO15	3/29/2019	1	1,2-Dichloroethane		ug/m3	U	1.00	1.00
OA_20190329	CC81350	TO15	3/29/2019	1	Acrylonitrile		ug/m3	U	1.00	1.00
OA_20190329	CC81350	TO15	3/29/2019	1	4-Methyl-2-pentanone(MIBK)		ug/m3	U	1.00	1.00
OA_20190329	CC81350	TO15	3/29/2019	1	1,3,5-Trimethylbenzene		ug/m3	U	1.00	1.00
OA_20190329	CC81350	TO15	3/29/2019	1	Toluene		ug/m3	U	1.00	1.00
OA_20190329	CC81350	TO15	3/29/2019	1	Chlorobenzene		ug/m3	U	1.00	1.00
OA_20190329	CC81350	TO15	3/29/2019	1	Tetrahydrofuran		ug/m3	U	1.00	1.00
OA_20190329	CC81350	TO15	3/29/2019	1	Hexane		ug/m3	U	1.00	1.00
OA_20190329	CC81350	TO15	3/29/2019	1	Cyclohexane		ug/m3	U	1.00	1.00
OA_20190329	CC81350	TO15	3/29/2019	1	Propylene		ug/m3	U	1.00	1.00

ANGELIC TEXTILE SERVICES
125 BATH ST, NY
DATA SUMMARY TABLE
AIR
SDG: GCC81347

Sample Name	Lab ID	Analytical Method	Collection Date	Dilution Factor	Analyte	Result	Unit	Qualifier	MDL	RL
OA_20190329	CC81350	TO15	3/29/2019	1	1,2,4-Trichlorobenzene		ug/m3	U	1.00	1.00
OA_20190329	CC81350	TO15	3/29/2019	1	1,4-Dioxane		ug/m3	U	1.00	1.00
OA_20190329	CC81350	TO15	3/29/2019	1	Dibromochloromethane		ug/m3	U	1.00	1.00
OA_20190329	CC81350	TO15	3/29/2019	1	Tetrachloroethene		ug/m3	U	0.25	0.25
OA_20190329	CC81350	TO15	3/29/2019	1	sec-Butylbenzene		ug/m3	U	1.00	1.00
OA_20190329	CC81350	TO15	3/29/2019	1	Ethyl acetate		ug/m3	U	1.00	1.00
OA_20190329	CC81350	TO15	3/29/2019	1	Heptane		ug/m3	U	1.00	1.00
OA_20190329	CC81350	TO15	3/29/2019	1	Cis-1,2-Dichloroethene		ug/m3	U	0.20	0.20
OA_20190329	CC81350	TO15	3/29/2019	1	Trans-1,2-Dichloroethene		ug/m3	U	1.00	1.00
OA_20190329	CC81350	TO15	3/29/2019	1	Methyl tert-butyl ether(MTBE)		ug/m3	U	1.00	1.00
OA_20190329	CC81350	TO15	3/29/2019	1	m,p-Xylene		ug/m3	U	1.00	1.00
OA_20190329	CC81350	TO15	3/29/2019	1	1,3-Dichlorobenzene		ug/m3	U	1.00	1.00
OA_20190329	CC81350	TO15	3/29/2019	1	Carbon Tetrachloride	0.43	ug/m3		0.20	0.20
OA_20190329	CC81350	TO15	3/29/2019	1	2-Hexanone(MBK)		ug/m3	U	1.00	1.00
OA_20190329	CC81350	TO15	3/29/2019	1	4-Ethyltoluene		ug/m3	U	1.00	1.00
OA_20190329	CC81350	TO15	3/29/2019	1	1,1,1,2-Tetrachloroethane		ug/m3	U	1.00	1.00
OA_20190329	CC81350	TO15	3/29/2019	1	Ethanol	7.55	ug/m3		1.00	1.00
OA_20190329	CC81350	TO15	3/29/2019	1	Isopropylalcohol	1.03	ug/m3		1.00	1.00
OA_20190329	CC81350	TO15	3/29/2019	1	Acetone	3.42	ug/m3		1.00	1.00
OA_20190329	CC81350	TO15	3/29/2019	1	Chloroform		ug/m3	U	1.00	1.00
OA_20190329	CC81350	TO15	3/29/2019	1	Benzene		ug/m3	U	1.00	1.00
OA_20190329	CC81350	TO15	3/29/2019	1	1,1,1-Trichloroethane		ug/m3	U	1.00	1.00
OA_20190329	CC81350	TO15	3/29/2019	1	Bromomethane		ug/m3	U	1.00	1.00
OA_20190329	CC81350	TO15	3/29/2019	1	Chloromethane	1.14	ug/m3		1.00	1.00
OA_20190329	CC81350	TO15	3/29/2019	1	Chloroethane		ug/m3	U	1.00	1.00
OA_20190329	CC81350	TO15	3/29/2019	1	Vinyl Chloride		ug/m3	U	0.20	0.20
OA_20190329	CC81350	TO15	3/29/2019	1	Methylene Chloride		ug/m3	U	3.00	3.00
OA_20190329	CC81350	TO15	3/29/2019	1	Carbon Disulfide		ug/m3	U	1.00	1.00
OA_20190329	CC81350	TO15	3/29/2019	1	Bromoform		ug/m3	U	1.00	1.00
OA_20190329	CC81350	TO15	3/29/2019	1	Bromodichloromethane		ug/m3	U	1.00	1.00
OA_20190329	CC81350	TO15	3/29/2019	1	1,1-Dichloroethane		ug/m3	U	1.00	1.00

ANGELIC TEXTILE SERVICES
125 BATH ST, NY
DATA SUMMARY TABLE
AIR
SDG: GCC81347

Sample Name	Lab ID	Analytical Method	Collection Date	Dilution Factor	Analyte	Result	Unit	Qualifier	MDL	RL
OA_20190329	CC81350	TO15	3/29/2019	1	1,1-Dichloroethene		ug/m3	U	0.20	0.20
OA_20190329	CC81350	TO15	3/29/2019	1	Trichlorofluoromethane	1.61	ug/m3		1.00	1.00
OA_20190329	CC81350	TO15	3/29/2019	1	Dichlorodifluoromethane	2.07	ug/m3		1.00	1.00
OA_20190329	CC81350	TO15	3/29/2019	1	Trichlorotrifluoroethane		ug/m3	U	1.00	1.00
OA_20190329	CC81350	TO15	3/29/2019	1	1,2-Dichlorotetrafluoroethane		ug/m3	U	1.00	1.00
OA_20190329	CC81350	TO15	3/29/2019	1	1,2-dichloropropane		ug/m3	U	1.00	1.00
OA_20190329	CC81350	TO15	3/29/2019	1	Methyl Ethyl Ketone		ug/m3	U	1.00	1.00
OA_20190329	CC81350	TO15	3/29/2019	1	1,1,2-Trichloroethane		ug/m3	U	1.00	1.00
OA_20190329	CC81350	TO15	3/29/2019	1	Trichloroethene		ug/m3	U	0.20	0.20
OA_20190329	CC81350	TO15	3/29/2019	1	1,1,2,2-Tetrachloroethane		ug/m3	U	1.00	1.00
OA_20190329	CC81350	TO15	3/29/2019	1	Hexachlorobutadiene		ug/m3	U	1.00	1.00
OA_20190329	CC81350	TO15	3/29/2019	1	o-Xylene		ug/m3	U	1.00	1.00
OA_20190329	CC81350	TO15	3/29/2019	1	1,2-Dichlorobenzene		ug/m3	U	1.00	1.00
OA_20190329	CC81350	TO15	3/29/2019	1	1,2,4-Trimethylbenzene		ug/m3	U	1.00	1.00
OA_20190329	CC81350	TO15	3/29/2019	1	Isopropylbenzene		ug/m3	U	1.00	1.00
OA_20190329	CC81350	TO15	3/29/2019	1	4-Isopropyltoluene		ug/m3	U	1.00	1.00

Exhibit F-2

PEL ANALYTICAL DATA

Phoenix Environmental Laboratories, Inc.																								
587 East Middle Turnpike																								
P.O. Box 370	Lab Sample Id							BY06958		BY06959		BY06961		BY06962		BY06966		BY06969		BY06970		BY06975		BY06980	
Manchester, CT 06040	Collection Date							04/14/2017		04/14/2017		04/14/2017		04/14/2017		04/14/2017		04/14/2017		04/14/2017		04/17/2017		04/17/2017	
(860) 645-1102	Client Id							B4-1 S-1		B4-1 S-2		B3-2 S-1		B3-2 S-2		B2-1 S-1		SW-1 S-3		MW-6 S-1		FD-4 S-1		FD-1	
	Matrix							SOIL		SOIL		SOIL		SOIL		SOIL		SOIL		SOIL		SOIL		SOIL	
SDG: GBY06958																								
Project: 125 BATH STREET	CAS	Units		NY 375 Res UnRestricted	NY 375 Res Restricted	NY 375 Commercial	Result	RL	Result	RL	Result	RL	Result	RL	Result	RL	Result	RL	Result	RL	Result	RL	Result	RL
Miscellaneous/Inorganics																								
Percent Solid	PHNX - PCTSOLID	%					79		79		78		76		83		81		84		69		69	
Metals Total																								
Aluminum	7429-90-5	mg/Kg					6310	38	14600	37	5060	41	11200	41	5960	40	11000	42	8910	39	7840	45	2720	46
Antimony	7440-36-0	mg/Kg					52.4	1.9	< 1.9	1.9	16.4	2.1	< 2.0	2	18.1	2	< 2.1	2.1	< 2.0	2	10.9	2.2	117	2.3
Arsenic	7440-38-2	mg/Kg		13	16	16	12.8	0.76	4.97	0.74	11.3	0.82	3.71	0.81	24.3	0.79	2.21	0.83	5.01	0.78	7.01	0.89	107	0.93
Barium	7440-39-3	mg/Kg		350	400	400	1240	0.8	82.5	0.7	1110	0.8	75	0.8	2770	7.9	45.7	0.8	257	0.8	403	0.9	209	0.9
Beryllium	7440-41-7	mg/Kg		7.2	72	590	0.31	0.31	0.88	0.3	< 0.33	0.33	0.63	0.32	0.43	0.32	0.58	0.33	0.49	0.31	< 0.36	0.36	< 0.37	0.37
Cadmium	7440-43-9	mg/Kg		2.5	4.3	9.3	0.92	0.38	< 0.37	0.37	1.6	0.41	< 0.41	0.41	1.39	0.4	< 0.42	0.42	0.5	0.39	1.28	0.45	6.26	0.46
Calcium	7440-70-2	mg/Kg					49300	38	6190	3.7	45800	41	36900	41	44900	40	5190	4.2	41700	39	60800	45	92500	46
Chromium	7440-47-3	mg/Kg		30	180	1500	2410	38	18.6	0.37	1090	4.1	15.5	0.41	1280	4	14.5	0.42	99.5	0.39	2060	45	675	4.6
Cobalt	7440-48-4	mg/Kg					5.57	0.38	13.3	0.37	6.94	0.41	11.3	0.41	6.08	0.4	8.12	0.42	8.51	0.39	5.42	0.45	18.4	0.46
Copper	7440-50-8	mg/Kg		50	270	270	121	0.38	18.1	0.37	102	0.41	21.2	0.41	148	4	9.72	0.42	34.7	0.39	137	0.45	3840	46
Iron	7439-89-6	mg/Kg					23000	38	32500	37	41300	41	26200	41	23900	40	20800	42	22200	39	28500	45	232000	460
Lead	7439-92-1	mg/Kg		63	400	1000	318	7.6	4	0.7	318	8.2	6.1	0.8	376	7.9	4.8	0.8	175	7.8	127	0.9	18700	930
Magnesium	7439-95-4	mg/Kg					6360	38	4470	3.7	5090	4.1	9810	41	7470	40	2960	4.2	7650	39	4970	4.5	7530	46
Manganese	7439-96-5	mg/Kg		1600	2000	10000	236	3.8	269	3.7	362	4.1	535	4.1	357	4	221	4.2	615	3.9	226	4.5	947	4.6
Mercury	7439-97-6	mg/Kg		0.18	0.81	2.8	0.57	0.03	0.07	0.03	0.53	0.03	0.21	0.03	1.07	0.03	0.06	0.03	13.1	0.3	0.8	0.04	1.22	0.04
Nickel	7440-02-0	mg/Kg		30	310	310	11.4	0.38	16.1	0.37	36.6	0.41	16.7	0.41	12.9	0.4	8.59	0.42	15.1	0.39	12	0.45	57.8	0.46
Potassium	7440-09-7	mg/Kg					1120	8	2120	7	1020	8	2680	8	1040	8	1530	8	1940	8	983	9	626	9
Selenium	7782-49-2	mg/Kg		3.9	180	1500	< 1.5	1.5	< 1.5	1.5	< 1.6	1.6	< 1.6	1.6	< 1.6	1.6	< 1.7	1.7	< 1.6	1.6	< 1.8	1.8	< 1.9	1.9
Silver	7440-22-4	mg/Kg		2	180	1500	< 0.38	0.38	< 0.37	0.37	< 0.41	0.41	< 0.41	0.41	< 0.40	0.4	< 0.42	0.42	< 0.39	0.39	< 0.45	0.45	2.13	0.46
Sodium	7440-23-5	mg/Kg					577	8	1100	7	482	8	1420	8	474	8	673	8	415	8	936	9	750	9
Thallium	7440-28-0	mg/Kg					< 1.5	1.5	< 1.5	1.5	< 1.6	1.6	< 1.6	1.6	< 1.6	1.6	< 1.7	1.7	< 1.6	1.6	< 1.8	1.8	< 1.9	1.9
Vanadium	7440-62-2	mg/Kg					25.4	0.38	49.4	0.37	26.7	0.41	29	0.41	23.6	0.4	32.7	0.42	26	0.39	32.4	0.45	24.1	0.46
Zinc	7440-66-6	mg/Kg		109	10000	10000	367	7.6	59.9	0.7	381	8.2	55.2	0.8	435	7.9	40	0.8	137	0.8	353	8.9	1200	9.3
Pesticides - Soil - SW8081B																								
4,4' -DDD	72-54-8	ug/Kg		3.3	13000	92000	< 10	10	< 2.5	2.5	< 25	25	< 2.6	2.6	< 20	20	< 2.5	2.5	< 2.3	2.3	< 28	28	130	14
4,4' -DDE	72-55-9	ug/Kg		3.3	8900	62000	< 210	210	< 2.5	2.5	< 42	42	< 2.6	2.6	47	24	< 2.5	2.5	< 2.3	2.3	< 140	140	< 72	72
4,4' -DDT	50-29-3	ug/Kg		3.3	7900	47000	140	12	< 2.5	2.5	< 130	130	< 2.6	2.6	69	24	< 2.5	2.5	< 2.3	2.3	350	28	46	14
a-BHC	319-84-6	ug/Kg		20	480	3400	< 21	21	< 8.4	8.4	< 85	85	< 8.6	8.6	< 40	40	< 8.2	8.2	< 7.7	7.7	< 94	94	< 24	24
a-Chlordane	5103-71-9	ug/Kg		94	4200	24000	< 21	21	< 4.2	4.2	< 42	42	< 4.3	4.3	< 40	40	< 4.1	4.1	< 3.8	3.8	< 47	47	< 24	24
Aldrin	309-00-2	ug/Kg		5	97	680	< 10	10	< 4.2	4.2	< 42	42	< 4.3	4.3	< 20	20	< 4.1	4.1	< 3.8	3.8	< 47	47	< 12	12
b-BHC	319-85-7	ug/Kg		36	360	3000	< 21	21	< 8.4	8.4	< 85	85	< 8.6	8.6	< 40	40	< 8.2	8.2	< 7.7	7.7	< 94	94	< 24	24
Chlordane	57-74-9	ug/Kg					< 210	210	< 42	42	< 420	420	< 43	43	< 400	400	< 41	41	< 38	38	< 470	470	< 240	240
d-BHC	319-86-8	ug/Kg		40	100000	500000	< 21	21	< 8.4	8.4	< 85	85	< 8.6	8.6	< 40	40	< 8.2	8.2	< 7.7	7.7	< 94	94	< 24	24
Dieldrin	60-57-1	ug/Kg		5	200	1400	< 10	10	< 4.2	4.2	< 85	85	< 4.3	4.3	< 20	20	< 4.1	4.1	< 3.8	3.8	< 140	140	< 12	12
Endosulfan I	959-98-8	ug/Kg		2400	24000	200000	< 41	41	< 8.4	8.4	< 85	85	< 8.6	8.6	< 79	79	< 8.2	8.2	< 7.7	7.7	< 94	94	< 48	48
Endosulfan II	33213-65-9	ug/Kg		2400	24000	200000	< 41	41	< 8.4	8.4	< 85	85	< 8.6	8.6	< 79	79	< 8.2	8.2	< 7.7	7.7	< 94	94	< 48	48
Endosulfan sulfate	1031-07-8	ug/Kg		2400	24000	200000	< 41	41	< 8.4	8.4	< 85	85	< 8.6	8.6	< 79	79	< 8.2	8.2	< 7.7	7.7	< 94	94	< 48	48
Endrin	72-20-8	ug/Kg		14	11000	89000	< 21	21	< 8.4	8.4	< 85	85	< 8.6	8.6	< 40	40	< 8.2	8.2	< 7.7	7.7	< 190	190	< 24	24
Endrin aldehyde	7421-93-4	ug/Kg					< 41	41	< 8.4	8.4	< 85	85	< 8.6	8.6	< 79	79	< 8.2	8.2	< 7.7	7.7	< 94	94	< 48	48
Endrin ketone	53494-70-5	ug/Kg					< 41	41	< 8.4	8.4	< 85	85	< 8.6	8.6	< 79	79	< 8.2	8.2	41	38	< 94	94	< 48	48
g-BHC	58-89-9	ug/Kg		100	1300	9200	< 8.3	8.3	< 1.7	1.7	< 17	17	< 1.7	1.7	< 16	16	< 1.6	1.6	< 1.5	1.5	< 19	19	< 9.6	9.6
g-Chlordane	5103-74-2	ug/Kg					< 21	21	< 4.2	4.2	< 42	42	< 4.3	4.3	< 40	40	< 4.1	4.1	< 3.8	3.8	< 47	47	< 24	24
Heptachlor	76-44-8	ug/Kg		42	2100	15000	< 41	41	< 8.4	8.4	110	42	< 8.6	8.6	< 40	40	< 8.2	8.2	< 7.7	7.7	150	94	< 24	24
Heptachlor epoxide	1024-57-3	ug/Kg					< 41	41	< 8.4	8.4	< 85	85	< 8.6	8.6	< 79	79	< 8.2	8.2	< 7.7	7.7	< 94	94	< 48	48
Methoxychlor	72-43-5	ug/Kg					< 210	210	< 42	42	< 420	420	< 43	43	< 400	400	< 41	41	< 38	38	< 470	470	< 240	240
Toxaphene	8001-35-2	ug/Kg					< 830	830	< 170	170	< 1700	1700	< 170	170	< 1600	1600	< 160	160	< 150	150	< 1900	1900	< 960	960
Polychlorinated Biphenyls - SW8082A																								
PCB-1016	12674-11-2	ug/Kg		100	1000	1000	< 83	83	< 84	84	< 420	420	< 86	86	< 790	790	< 82	82	< 77	77	< 4700	4700	< 96	96
PCB-1221	11104-28-2	ug/Kg		100	1000	1000	< 83	83	< 84	84	< 420	420	< 86	86	< 790	790	< 82	82	< 77	77	< 4700	4700	< 96	96
PCB-1232	11141-16-5	ug/Kg		100	1000	1000	< 83	83	< 84	84	< 420	420	< 86	86	< 790	790	< 82	82	< 77	77	< 4700	4700	< 96	96
PCB-1242	53469-21-9	ug/Kg		100	1000	1000	< 83	83	< 84	84	< 420	420	< 86	86	< 790	790	< 82	82	< 77	77	< 4700	4700	< 96	96
PCB-1248	12672-29-6	ug/Kg		100	1000	1000	< 83	83	< 84	84	< 420	420	< 86	86	< 790	790	< 82	82	< 77	77	< 4700	4700	< 96	96
PCB-1254	11097-69-1	ug/Kg		100	1000	1000	260	83	< 84	84	840	420	< 86	86	1200	790	< 82	82	< 77	77	8100	4700	340	96
PCB-1260	11096-82-5	ug/Kg		100	1000	1000	< 83	83	< 84	84	< 420	420	< 86	86	< 790	790	< 82	82	< 77	77	< 4700	4700	< 96	96
PCB-1262	37324-23-5	ug/Kg					< 83	83	< 84	84	< 420	420	< 86	86	< 790	790	< 82	82	< 77	77	< 4700	4700	< 96	96
PCB-1268	11100-14-4	ug/Kg					< 83	83	< 84	84	< 420	420	< 86	86	< 790	790	< 82	82	< 77	77	< 4700	4700	< 96	96
Semivolatiles - SW8270D																								
1,2,4,5-Tetrachlorobenzene	95-94-3	ug/Kg					< 290	290	< 290	290	< 300	300	< 300	300	< 2800	2800	< 290	290	< 270	270	< 340	340	< 330	330
1,2,4-Trichlorobenzene	120-82-1	ug/Kg					< 290	290	< 290	290	< 300	300	< 300	300	< 2800	2800	< 290	290	< 270	270	< 340	340	< 330	330
1,2-Dichlorobenzene	95-50-1	ug/Kg		1100	100000	500000	< 290	290	< 290	290	< 300	300	< 300	300	< 2800	2800	< 290	290	< 270	270	< 340	340	< 330	330
1,2-Diphenylhydrazine	122-66-7	ug/Kg					< 290	290	< 290	290	< 300	300	< 300	300	< 2800	2800	< 290	290	< 270	270	< 340	340	< 330	330
1,3-Dichlorobenzene	541-73-1	ug/Kg		2400	49000	280000	< 290	290	< 290	290	< 300	300	< 300	300	< 2800	2800	< 290	290	< 270	270	< 340	340	< 330	330
1,4-Dichlorobenzene	106-46-7	ug/Kg		1800	13000	130000	< 290	290	< 290	290	< 300	300	< 300	300	< 2800	2800	< 290	290	< 270	270	< 340	340	< 330	330
2,4,5-Trichlorophenol	95-95-4	ug/Kg					< 290	290	< 290	290	< 300	300	< 300	300	< 2800	2800	< 290	290	< 270	270	< 340	340	< 330	330
2,4,6-Trichlorophenol	88-06-2	ug/Kg					< 210	210	< 210	210	< 210	210	< 220	220	< 2000	2000	< 210	210	< 200	200	< 240	240	< 240	240
2,4-Dichlorophenol	120-83-2	ug/Kg					< 210	210	< 210	210	< 210	210	< 220	220	< 2000	2000	< 210	210	< 200	200	< 240	240	< 240	240
2,4-Dimethylphenol	105-67-9	ug/Kg					< 290	290	< 290	290	< 300	300	< 300	300	< 2800	2800	< 290	290	< 270	270	< 340	340	< 330	330
2,4-Dinitrophenol	51-28-5	ug/Kg					< 290	290	< 290	290	< 300	300	< 300	300	< 2800	2800	< 290	290	< 270	270	< 340	340	< 330	330
2,4-Dinitrotoluene	121-14-2	ug/Kg					< 210	210	< 210	210	< 210	210	< 220	220	< 2000	2000	< 210	210	< 200	200	< 240	240	< 240	240
2,6-Dinitrotoluene	606-20-2	ug/Kg					< 210	210	< 210	210	< 210	210	< 220	220	< 2000	2000	< 210	210	< 200	200	< 240	240	< 240	240
2-Chloronaphthalene	91-58-7	ug/Kg					< 290	290	< 290	290	< 300	300	< 300	300	< 2800	2800	< 290	290	< 270	270	< 340	340	< 330	330
2-Chlorophenol	95-57-8	ug/Kg					< 290	290	< 290	290	< 300	300	< 300	300	< 2800	2800	< 290	290	< 270	270	< 340	340	< 330	330
2-Methylnaphthalene	91-57-6	ug/Kg					< 290	290	< 290	290	< 300	300	< 300	300	< 2800	2800	< 290	290	< 270	270	190	340	< 330	330

2-Methylphenol (o-cresol)	95-48-7	ug/Kg		330	100000	500000	< 290	290	< 290	290	< 300	300	< 300	300	< 1900	1900	< 290	290	< 270	270	< 330	330	< 330	330
2-Nitroaniline	88-74-4	ug/Kg					< 290	290	< 290	290	< 300	300	< 300	300	< 2800	2800	< 290	290	< 270	270	< 340	340	< 330	330
2-Nitrophenol	88-75-5	ug/Kg					< 290	290	< 290	290	< 300	300	< 300	300	< 2800	2800	< 290	290	< 270	270	< 340	340	< 330	330
3&4-Methylphenol (m&p-cresol)	PHNX - M&P CRESOL	ug/Kg					< 290	290	< 290	290	< 300	300	290	300	< 2800	2800	< 290	290	< 270	270	< 340	340	< 330	330
3,3'-Dichlorobenzidine	91-94-1	ug/Kg					< 210	210	< 210	210	< 210	210	< 220	220	< 2000	2000	< 210	210	< 200	200	< 240	240	< 240	240
3-Nitroaniline	99-09-2	ug/Kg					< 420	420	< 410	410	< 430	430	< 430	430	< 4000	4000	< 410	410	< 390	390	< 480	480	< 470	470
4,6-Dinitro-2-methylphenol	534-52-1	ug/Kg					< 250	250	< 250	250	< 260	260	110	260	< 2400	2400	< 250	250	< 230	230	< 290	290	< 280	280
4-Bromophenyl phenyl ether	101-55-3	ug/Kg					< 290	290	< 290	290	< 300	300	< 300	300	< 2800	2800	< 290	290	< 270	270	< 340	340	< 330	330
4-Chloro-3-methylphenol	59-50-7	ug/Kg					< 290	290	< 290	290	< 300	300	< 300	300	< 2800	2800	< 290	290	< 270	270	< 340	340	< 330	330
4-Chloroaniline	106-47-8	ug/Kg					< 330	330	< 330	330	< 340	340	< 340	340	< 3200	3200	< 330	330	< 310	310	< 380	380	< 380	380
4-Chlorophenyl phenyl ether	7005-72-3	ug/Kg					< 290	290	< 290	290	< 300	300	< 300	300	< 2800	2800	< 290	290	< 270	270	< 340	340	< 330	330
4-Nitroaniline	100-01-6	ug/Kg					< 420	420	< 410	410	< 430	430	< 430	430	< 4000	4000	< 410	410	< 390	390	< 480	480	< 470	470
4-Nitrophenol	100-02-7	ug/Kg					< 420	420	< 410	410	< 430	430	< 430	430	< 4000	4000	< 410	410	< 390	390	< 480	480	< 470	470
Acenaphthene	83-32-9	ug/Kg		20000	100000	500000	140	290	< 290	290	150	300	< 300	300	3000	2800	< 290	290	< 270	270	430	340	< 330	330
Acenaphthylene	208-96-8	ug/Kg		100000	100000	500000	130	290	< 290	290	< 300	300	< 300	300	< 2800	2800	< 290	290	< 270	270	< 340	340	< 330	330
Acetophenone	98-86-2	ug/Kg					400	290	< 290	290	< 300	300	< 300	300	< 2800	2800	< 290	290	< 270	270	< 340	340	< 330	330
Aniline	62-53-3	ug/Kg					< 330	330	< 330	330	< 340	340	< 340	340	< 3200	3200	< 330	330	< 310	310	< 380	380	< 380	380
Anthracene	120-12-7	ug/Kg		100000	100000	500000	340	290	< 290	290	440	300	< 300	300	6300	2800	< 290	290	220	270	820	340	< 330	330
Benz(a)anthracene	56-55-3	ug/Kg		1000	1000	5600	870	290	< 290	290	1300	300	< 300	300	15000	1300	< 290	290	560	270	1600	340	180	330
Benzidine	92-87-5	ug/Kg					< 420	420	< 410	410	< 430	430	< 430	430	< 4000	4000	< 410	410	< 390	390	< 480	480	< 470	470
Benzo(a)pyrene	50-32-8	ug/Kg		1000	1000	1000	670	210	< 210	210	1300	210	< 220	220	14000	1300	< 210	210	480	200	1300	240	180	240
Benzo(b)fluoranthene	205-99-2	ug/Kg		1000	1000	5600	810	290	< 290	290	1200	300	< 300	300	12000	1400	< 290	290	450	270	1100	340	< 330	330
Benzo(ghi)perylene	191-24-2	ug/Kg		100000	100000	500000	720	290	< 290	290	650	300	< 300	300	7900	2800	< 290	290	540	270	800	340	200	330
Benzo(k)fluoranthene	207-08-9	ug/Kg		800	3900	56000	760	290	< 290	290	1200	300	< 300	300	12000	1300	< 290	290	400	270	1200	340	190	330
Benzoic acid	65-85-0	ug/Kg					< 2100	2100	< 2100	2100	< 2100	2100	< 2200	2200	< 20000	20000	< 2100	2100	< 2000	2000	< 2400	2400	< 2400	2400
Benzyl butyl phthalate	85-68-7	ug/Kg					< 290	290	< 290	290	< 300	300	< 300	300	< 2800	2800	< 290	290	< 270	270	< 340	340	< 330	330
Bis(2-chloroethoxy)methane	111-91-1	ug/Kg					< 290	290	< 290	290	< 300	300	< 300	300	< 2800	2800	< 290	290	< 270	270	< 340	340	< 330	330
Bis(2-chloroethyl)ether	111-44-4	ug/Kg					< 210	210	< 210	210	< 210	210	< 220	220	< 2000	2000	< 210	210	< 200	200	< 240	240	< 240	240
Bis(2-chloroisopropyl)ether	39638-32-9	ug/Kg					< 290	290	< 290	290	< 300	300	< 300	300	< 2800	2800	< 290	290	< 270	270	< 340	340	< 330	330
Bis(2-ethylhexyl)phthalate	117-81-7	ug/Kg					140	290	< 290	290	< 300	300	< 300	300	< 2800	2800	< 290	290	< 270	270	< 340	340	< 330	330
Carbazole	86-74-8	ug/Kg					< 210	210	< 210	210	180	210	< 220	220	3000	2000	< 210	210	< 200	200	410	240	< 240	240
Chrysene	218-01-9	ug/Kg		1000	3900	56000	890	290	< 290	290	1400	300	< 300	300	15000	1300	< 290	290	530	270	1500	340	190	330
Di-n-butylphthalate	84-74-2	ug/Kg					< 290	290	< 290	290	< 300	300	< 300	300	< 2800	2800	< 290	290	< 270	270	< 340	340	< 330	330
Di-n-octylphthalate	117-84-0	ug/Kg					< 290	290	< 290	290	< 300	300	< 300	300	< 2800	2800	< 290	290	< 270	270	< 340	340	< 330	330
Dibenz(a,h)anthracene	53-70-3	ug/Kg		330	330	560	< 210	210	< 210	210	180	210	< 220	220	1600	1300	< 210	210	150	200	< 240	240	< 240	240
Dibenzofuran	132-64-9	ug/Kg		330	59000	350000	< 290	290	< 290	290	< 300	300	< 300	300	2000	2800	< 290	290	< 270	270	300	340	< 330	330
Diethyl phthalate	84-66-2	ug/Kg					< 290	290	< 290	290	< 300	300	< 300	300	< 2800	2800	< 290	290	< 270	270	< 340	340	< 330	330
Dimethylphthalate	131-11-3	ug/Kg					< 290	290	< 290	290	< 300	300	< 300	300	< 2800	2800	< 290	290	< 270	270	< 340	340	< 330	330
Fluoranthene	206-44-0	ug/Kg		100000	100000	500000	1900	290	< 290	290	3100	300	< 300	300	34000	2800	< 290	290	1100	270	3800	340	390	330
Fluorene	86-73-7	ug/Kg		30000	100000	500000	140	290	< 290	290	170	300	< 300	300	3100	2800	< 290	290	< 270	270	460	340	< 330	330
Hexachlorobenzene	118-74-1	ug/Kg		330	1200	6000	< 210	210	< 210	210	< 210	210	< 220	220	< 2000	2000	< 210	210	< 200	200	< 240	240	< 240	240
Hexachlorobutadiene	87-68-3	ug/Kg					< 290	290	< 290	290	< 300	300	< 300	300	< 2800	2800	< 290	290	< 270	270	300	340	< 330	330
Hexachlorocyclopentadiene	77-47-4	ug/Kg					< 290	290	< 290	290	< 300	300	< 300	300	< 2800	2800	< 290	290	< 270	270	< 340	340	< 330	330
Hexachloroethane	67-72-1	ug/Kg					< 210	210	< 210	210	< 210	210	< 220	220	< 2000	2000	< 210	210	< 200	200	< 240	240	< 240	240
Indeno(1,2,3-cd)pyrene	193-39-5	ug/Kg		500	500	5600	740	290	< 290	290	690	300	< 300	300	9600	1300	< 290	290	530	270	850	340	210	330
Isophorone	78-59-1	ug/Kg					< 210	210	< 210	210	< 210	210	< 220	220	< 2000	2000	< 210	210	< 200	200	< 240	240	< 240	240
N-Nitrosodi-n-propylamine	621-64-7	ug/Kg					< 210	210	< 210	210	< 210	210	< 220	220	< 2000	2000	< 210	210	< 200	200	< 240	240	< 240	240
N-Nitrosodimethylamine	62-75-9	ug/Kg					< 290	290	< 290	290	< 300	300	< 300	300	< 2800	2800	< 290	290	< 270	270	< 340	340	< 330	330
N-Nitrosodiphenylamine	86-30-6	ug/Kg					< 290	290	< 290	290	< 300	300	< 300	300	< 2800	2800	< 290	290	< 270	270	< 340	340	< 330	330
Naphthalene	91-20-3	ug/Kg		12000	100000	500000	< 290	290	< 290	290	150	300	< 300	300	4100	2800	< 290	290	< 270	270	710	340	< 330	330
Nitrobenzene	98-95-3	ug/Kg					< 210	210	< 210	210	< 210	210	< 220	220	< 2000	2000	< 210	210	< 200	200	< 240	240	< 240	240
Pentachloronitrobenzene	82-68-8	ug/Kg					< 290	290	< 290	290	< 300	300	< 300	300	< 2800	2800	< 290	290	< 270	270	< 340	340	< 330	330
Pentachlorophenol	87-86-5	ug/Kg		800	6700	6700	430	250	< 250	250	300	260	< 260	260	< 1500	1500	< 250	250	< 230	230	< 290	290	310	280
Phenanthrene	85-01-8	ug/Kg		100000	100000	500000	1100	290	< 290	290	1700	300	< 300	300	25000	2800	< 290	290	810	270	3100	340	320	330
Phenol	108-95-2	ug/Kg		330	100000	500000	< 290	290	< 290	290	< 300	300	< 300	300	< 1300	1300	< 290	290	< 270	270	< 330	330	< 330	330
Pyrene	129-00-0	ug/Kg		100000	100000	500000	< 290	290	< 290	290	2700	300	< 300	300	28000	2800	< 290	290	900	270	3200	340	340	330
Pyridine	110-86-1	ug/Kg					< 290	290	< 290	290	< 300	300	< 300	300	< 2800	2800	< 290	290	< 270	270	< 340	340	< 330	330
Volatiles - SW8260C																										
1,1,1,2-Tetrachloroethane	630-20-6	ug/Kg					< 8.2	8.2	< 6.5	6.5	< 8.7	8.7	< 7.2	7.2	< 6.9	6.9	< 370	370	< 7.2	7.2	< 14	14	< 11	11
1,1,1-Trichloroethane	71-55-6	ug/Kg		680	100000	500000	< 8.2	8.2	< 6.5	6.5	< 8.7	8.7	< 7.2	7.2	< 6.9	6.9	< 370	370	< 7.2	7.2	< 14	14	< 11	11
1,1,2,2-Tetrachloroethane	79-34-5	ug/Kg					< 8.2	8.2	< 6.5	6.5	< 550	550	< 380	380	< 6.9	6.9	< 370	370	< 7.2	7.2	< 770	770	< 11	11
1,1,2-Trichloroethane	79-00-5	ug/Kg					< 8.2	8.2	< 6.5	6.5	< 8.7	8.7	< 7.2	7.2	< 6.9	6.9	< 370	370	< 7.2	7.2	< 14	14	< 11	11
1,1-Dichloroethane	75-34-3	ug/Kg		270	26000	240000	< 8.2	8.2	< 6.5	6.5	< 8.7	8.7	< 7.2	7.2	< 6.9	6.9	< 270	270	< 7.2	7.2	< 14	14	< 11	11
1,1-Dichloroethene	75-35-4	ug/Kg		330	100000	500000	< 8.2	8.2	< 6.5	6.5	< 8.7	8.7	< 7.2	7.2	< 6.9	6.9	< 330	330	< 7.2	7.2	< 14	14	< 11	11
1,1-Dichloropropene	563-58-6	ug/Kg					< 8.2	8.2	< 6.5	6.5	< 8.7	8.7	< 7.2	7.2	< 6.9	6.9	< 370	370	< 7.2	7.2	< 14	14	< 11	11
1,2,3-Trichlorobenzene	87-61-6	ug/Kg					< 8.2	8.2	< 6.5	6.5	< 550	550	< 380	380	< 6.9	6.9	< 370	370	< 7.2	7.2	< 770	770	< 11	11
1,2,3-Trichloropropane	96-18-4	ug/Kg					< 8.2	8.2	< 6.5	6.5	< 550	550	< 380	380	< 6.9	6.9	< 370	370	< 7.2	7.2	< 770	770	< 11	11
1,2,4-Trichlorobenzene	120-82-1	ug/Kg					< 8.2	8.2	< 6.5	6.5	< 550	550	< 380	380	< 6.9	6.9	< 370	370	< 7.2	7.2	< 770	770	< 11	11
1,2,4-Trimethylbenzene	95-63-6	ug/Kg		3600	52000	190000	< 8.2	8.2	< 6.5	6.5	< 550	550	< 380	380	< 6.9	6.9	< 370	370	< 7.2	7.2	< 770	770	< 11	11
1,2-Dibromo-3-chloropropane	96-12-8	ug/Kg					< 8.2	8.2	< 6.5	6.5	< 550	550	< 380	380	< 6.9	6.9	< 370	370	< 7.2	7.2	< 770	770	< 11	11
1,2-Dibromoethane	106-93-4	ug/Kg					< 8.2	8.2	< 6.5	6.5	< 8.7	8.7	< 7.2	7.2	< 6.9	6.9	< 370	370	< 7.2	7.2	< 14	14	< 11	11
1,2-Dichlorobenzene	95-50-1	ug/Kg		1100	100000	500000	< 8.2	8.2	< 6.5	6.5	< 550	550	< 380	380	< 6.9	6.9	< 370	370	< 7.2	7.2	< 770	770	< 11	11
1,2-Dichloroethane	107-06-2	ug/Kg		20	3100	30000	< 8.2	8.2	< 6.5	6.5	2	8.7	< 7.2	7.2	< 6.9	6.9	< 37	37	< 7.2	7.2	3.2	14	< 11	11
1,2-Dichloropropane	78-87-5	ug/Kg					< 8.2	8.2	< 6.5	6.5	< 8.7	8.7	< 7.2	7.2	< 6.9	6.9	< 370	370	< 7.2	7.2	< 14	14	< 11	11
1,3,5-Trimethylbenzene	108-67-8	ug/Kg		8400	52000	190000	< 8.2	8.2	< 6.5	6.5	< 550	550	< 380	380	< 6.9	6.9	< 370	370	< 7.2	7.2	< 770	770	< 11	11
1,3-Dichlorobenzene	541-73-1	ug/Kg		2400	49000	280000	< 8.2	8.2	< 6.5	6.5	< 550	550	< 380	380	< 6.9	6.9	< 370	370	< 7.2	7.2	< 770	770	< 11	11
1,3-Dichloropropane	142-28-9	ug/Kg					< 8.2	8.2	< 6.5	6.5	< 8.7	8.7	< 7.2	7.2	< 6.9	6.9	< 370	370	< 7.2	7.2	< 14	14	< 11	11
1,4-Dichlorobenzene	106-46-7	ug/Kg		1800	13000	130000	< 8.2	8.2	< 6.5	6.5	< 550	550	< 380	380	< 6.9	6.9	< 370	370	< 7.2	7.2	< 770	770	< 11	11
2,2-Dichloropropane	594-20-7	ug/Kg					< 8.2	8.2	< 6.5	6.5	< 8.7	8.7	< 7.2	7.2	< 6.9	6.9	< 370	370	< 7.2	7.2	< 14	14	< 11	11
2-Chlorotoluene	95-49-8	ug/Kg					< 8.2	8.2	< 6.5	6.5	< 550	550	< 380	380	< 6.9	6.9	< 370	370	< 7.2	7.2	< 770	770	< 11	11
2-Hexanone	591-78-6	ug/Kg					< 41	41	< 32	32	< 44	44	< 36	36	< 34	34	< 1800	1800	< 36	36	< 72	72	< 55	55
2-Isopropyltoluene	527-84-4	ug/Kg					< 8.2	8.2	< 6.5	6.5	< 550	550	< 380	380	< 6.9	6.9	< 370	370	< 7.2	7.2	< 770	770	< 11	11
4-Chlorotoluene	106-43-4	ug/Kg					< 8.2	8.2	< 6.5	6.5	< 550	550	< 380	380	< 6.9	6.9	< 370	370	< 7.2	7.2	< 770	770	< 11	11
4-Methyl-2-pentanone	108-10-1	ug/Kg					< 41	41	< 32	32	< 44	44	< 36	36	< 34	34	< 1800	1800	< 36	36	< 72	72	< 55	55

Acetone	67-64-1	ug/Kg		50	100000	500000	68	41	20	32	75	44	19	36	16	34	< 370	370	12	36	21	50	43	50
Acrylonitrile	107-13-1	ug/Kg					< 16	16	< 13	13	< 17	17	< 14	14	< 14	14	< 740	740	< 14	14	< 29	29	< 22	22
Benzene	71-43-2	ug/Kg		60	4800	44000	< 8.2	8.2	< 6.5	6.5	< 8.7	8.7	< 7.2	7.2	< 6.9	6.9	< 60	60	< 7.2	7.2	< 14	14	< 11	11
Bromobenzene	108-86-1	ug/Kg					< 8.2	8.2	< 6.5	6.5	< 550	550	< 380	380	< 6.9	6.9	< 370	370	< 7.2	7.2	< 770	770	< 11	11
Bromochloromethane	74-97-5	ug/Kg					< 8.2	8.2	< 6.5	6.5	< 8.7	8.7	< 7.2	7.2	< 6.9	6.9	< 370	370	< 7.2	7.2	< 14	14	< 11	11
Bromodichloromethane	75-27-4	ug/Kg					< 8.2	8.2	< 6.5	6.5	< 8.7	8.7	< 7.2	7.2	< 6.9	6.9	< 370	370	< 7.2	7.2	< 14	14	< 11	11
Bromoform	75-25-2	ug/Kg					< 8.2	8.2	< 6.5	6.5	< 8.7	8.7	< 7.2	7.2	< 6.9	6.9	< 370	370	< 7.2	7.2	< 14	14	< 11	11
Bromomethane	74-83-9	ug/Kg					< 8.2	8.2	< 6.5	6.5	< 8.7	8.7	< 7.2	7.2	< 6.9	6.9	< 370	370	< 7.2	7.2	< 14	14	< 11	11
Carbon Disulfide	75-15-0	ug/Kg					< 8.2	8.2	1.4	6.5	< 8.7	8.7	1.5	7.2	< 6.9	6.9	< 370	370	< 7.2	7.2	< 14	14	20	11
Carbon tetrachloride	56-23-5	ug/Kg		760	2400	22000	< 8.2	8.2	< 6.5	6.5	640	550	< 7.2	7.2	< 6.9	6.9	< 370	370	< 7.2	7.2	< 14	14	< 11	11
Chlorobenzene	108-90-7	ug/Kg		1100	100000	500000	< 8.2	8.2	< 6.5	6.5	92	550	< 7.2	7.2	< 6.9	6.9	< 370	370	< 7.2	7.2	400	770	5.3	11
Chloroethane	75-00-3	ug/Kg					< 8.2	8.2	< 6.5	6.5	< 8.7	8.7	< 7.2	7.2	< 6.9	6.9	< 370	370	< 7.2	7.2	< 14	14	< 11	11
Chloroform	67-66-3	ug/Kg		370	49000	350000	< 8.2	8.2	< 6.5	6.5	< 8.7	8.7	< 7.2	7.2	< 6.9	6.9	< 370	370	< 7.2	7.2	< 14	14	< 11	11
Chloromethane	74-87-3	ug/Kg					< 8.2	8.2	< 6.5	6.5	< 8.7	8.7	< 7.2	7.2	< 6.9	6.9	< 370	370	< 7.2	7.2	< 14	14	< 11	11
cis-1,2-Dichloroethene	156-59-2	ug/Kg		250	100000	500000	< 8.2	8.2	< 6.5	6.5	< 8.7	8.7	< 7.2	7.2	< 6.9	6.9	< 250	250	< 7.2	7.2	< 14	14	< 11	11
cis-1,3-Dichloropropene	10061-01-5	ug/Kg					< 8.2	8.2	< 6.5	6.5	< 8.7	8.7	< 7.2	7.2	< 6.9	6.9	< 370	370	< 7.2	7.2	< 14	14	< 11	11
Dibromochloromethane	124-48-1	ug/Kg					< 8.2	8.2	< 6.5	6.5	< 8.7	8.7	< 7.2	7.2	< 6.9	6.9	< 370	370	< 7.2	7.2	< 14	14	< 11	11
Dibromomethane	74-95-3	ug/Kg					< 8.2	8.2	< 6.5	6.5	< 8.7	8.7	< 7.2	7.2	< 6.9	6.9	< 370	370	< 7.2	7.2	< 14	14	< 11	11
Dichlorodifluoromethane	75-71-8	ug/Kg					2	8.2	< 6.5	6.5	3.3	8.7	< 7.2	7.2	< 6.9	6.9	< 370	370	< 7.2	7.2	4.3	14	< 11	11
Ethylbenzene	100-41-4	ug/Kg		1000	41000	390000	93	450	< 6.5	6.5	1.5	8.7	< 7.2	7.2	< 6.9	6.9	< 370	370	< 7.2	7.2	< 14	14	< 11	11
Hexachlorobutadiene	87-68-3	ug/Kg					< 8.2	8.2	< 6.5	6.5	91	550	< 380	380	< 6.9	6.9	< 370	370	< 7.2	7.2	370	770	< 11	11
Isopropylbenzene	98-82-8	ug/Kg					< 8.2	8.2	< 6.5	6.5	< 550	550	< 380	380	< 6.9	6.9	< 370	370	< 7.2	7.2	< 770	770	< 11	11
m&p-Xylene	179601-23-1	ug/Kg					< 8.2	8.2	< 6.5	6.5	< 8.7	8.7	< 7.2	7.2	< 6.9	6.9	< 370	370	< 7.2	7.2	< 14	14	< 11	11
Methyl Ethyl Ketone	78-93-3	ug/Kg		120	100000	500000	< 49	49	< 39	39	11	52	< 43	43	< 41	41	< 370	370	< 43	43	< 87	87	< 67	67
Methyl t-butyl ether (MTBE)	1634-04-4	ug/Kg		930	100000	500000	< 16	16	< 13	13	< 17	17	< 14	14	< 14	14	< 740	740	< 14	14	< 29	29	< 22	22
Methylene chloride	75-09-2	ug/Kg		50	100000	500000	< 8.2	8.2	< 6.5	6.5	< 8.7	8.7	< 7.2	7.2	< 6.9	6.9	< 370	370	< 7.2	7.2	< 14	14	< 11	11
n-Butylbenzene	104-51-8	ug/Kg		12000	100000	500000	< 8.2	8.2	< 6.5	6.5	< 550	550	< 380	380	< 6.9	6.9	< 370	370	< 7.2	7.2	< 770	770	< 11	11
n-Propylbenzene	103-65-1	ug/Kg		3900	100000	500000	< 8.2	8.2	< 6.5	6.5	< 550	550	< 380	380	< 6.9	6.9	< 370	370	< 7.2	7.2	< 770	770	< 11	11
Naphthalene	91-20-3	ug/Kg		12000	100000	500000	150	450	< 6.5	6.5	230	550	< 380	380	870	580	< 370	370	< 7.2	7.2	< 770	770	< 11	11
o-Xylene	95-47-6	ug/Kg					< 8.2	8.2	< 6.5	6.5	< 8.7	8.7	< 7.2	7.2	< 6.9	6.9	< 370	370	< 7.2	7.2	< 14	14	< 11	11
p-Isopropyltoluene	99-87-6	ug/Kg					1.5	8.2	< 6.5	6.5	< 550	550	< 380	380	< 6.9	6.9	< 370	370	< 7.2	7.2	< 770	770	2300	500
sec-Butylbenzene	135-98-8	ug/Kg		11000	100000	500000	< 8.2	8.2	< 6.5	6.5	< 550	550	< 380	380	< 6.9	6.9	< 370	370	< 7.2	7.2	< 770	770	< 11	11
Styrene	100-42-5	ug/Kg					120	450	< 6.5	6.5	1.1	8.7	< 7.2	7.2	< 6.9	6.9	< 370	370	< 7.2	7.2	< 14	14	< 11	11
tert-Butylbenzene	98-06-6	ug/Kg		5900	100000	500000	< 8.2	8.2	< 6.5	6.5	< 550	550	< 380	380	< 6.9	6.9	< 370	370	< 7.2	7.2	< 770	770	< 11	11
Tetrachloroethene	127-18-4	ug/Kg		1300	19000	150000	< 8.2	8.2	< 6.5	6.5	< 8.7	8.7	< 7.2	7.2	< 6.9	6.9	< 370	370	< 7.2	7.2	< 14	14	< 11	11
Tetrahydrofuran (THF)	109-99-9	ug/Kg					< 16	16	< 13	13	< 17	17	< 14	14	< 14	14	< 740	740	< 14	14	< 29	29	< 22	22
Toluene	108-88-3	ug/Kg		700	100000	500000	< 8.2	8.2	< 6.5	6.5	< 8.7	8.7	< 7.2	7.2	< 6.9	6.9	< 370	370	< 7.2	7.2	< 14	14	1.2	11
trans-1,2-Dichloroethene	156-60-5	ug/Kg		190	100000	500000	< 8.2	8.2	< 6.5	6.5	< 8.7	8.7	< 7.2	7.2	< 6.9	6.9	< 190	190	< 7.2	7.2	< 14	14	< 11	11
trans-1,3-Dichloropropene	10061-02-6	ug/Kg					< 8.2	8.2	< 6.5	6.5	< 8.7	8.7	< 7.2	7.2	< 6.9	6.9	< 370	370	< 7.2	7.2	< 14	14	< 11	11
trans-1,4-dichloro-2-butene	110-57-6	ug/Kg					< 16	16	< 13	13	< 1100	1100	< 760	760	< 14	14	< 740	740	< 14	14	< 1500	1500	< 22	22
Trichloroethene	79-01-6	ug/Kg		470	21000	200000	< 8.2	8.2	< 6.5	6.5	< 8.7	8.7	< 7.2	7.2	< 6.9	6.9	< 370	370	< 7.2	7.2	< 14	14	< 11	11
Trichlorofluoromethane	75-69-4	ug/Kg					810	450	< 6.5	6.5	10000	550	< 7.2	7.2	2.2	6.9	< 370	370	< 7.2	7.2	11000	770	780	500
Trichlorotrifluoroethane	76-13-1	ug/Kg					< 8.2	8.2	< 6.5	6.5	< 8.7	8.7	< 7.2	7.2	< 6.9	6.9	< 370	370	< 7.2	7.2	< 14	14	< 11	11
Vinyl chloride	75-01-4	ug/Kg		20	900	13000	< 8.2	8.2	< 6.5	6.5	< 8.7	8.7	< 7.2	7.2	< 6.9	6.9	< 37	37	< 7.2	7.2	< 14	14	< 11	11

Meets NY 375 Unresticted Residential Use

Meets NY 375 Restricted Residential Use

Meets NY 375 Commerical Use

Exceeds NY 375 Commerical Use

Phoenix Environmental Laboratories, Inc.																								
587 East Middle Turnpike																								
P.O. Box 370	Lab Sample Id						BY54991		BY54992		BY54993		BY54994		BY54995		BY54996		BY54997		BY54998		BY76292	
Manchester, CT 06040	Collection Date						07/05/2017		07/05/2017		07/05/2017		07/05/2017		07/05/2017		07/05/2017		07/05/2017		07/05/2017		07/31/2017	
(860) 645-1102	Client Id						BB-2/S-1		BB-3/S-1		DB-1/S-1		DB-1/S-2		USB-1/S-1		USB-1/S-3		USB-2/S-2		USB-2/S-3A		G CREEK STG BLD	
	Matrix						SOIL		SOIL		SOIL		SOIL		SOIL		SOIL		SOIL		SOIL		SOIL	
SDG: GBY54991				NY	NY	NY																		
Project: 125 BATH ST	CAS	Units		375 Res UnRestricted	375 Res Restricted	375 Commercial	Result	RL	Result	RL	Result	RL	Result	RL	Result	RL	Result	RL	Result	RL	Result	RL	Result	RL
Miscellaneous/Inorganics																								
Non Target Semivolatile Compounds							Absent		Absent		Absent		Absent		Present		Absent		Absent		Absent		Present	
Non Target Volatile Compounds	PHNX - NONTARGETCOMP						Absent		Absent		Absent		Present		Absent		Absent		Absent		Absent		Present	
Percent Solid	PHNX - PCTSOLID	%					95		86		88		76		85		80		84		82		56	
Metals Total																								
Aluminum	7429-90-5	mg/Kg					1010	3.5	5030	37	6810	39	12000	43	6610	38	5830	45	6920	39	7820	41	4000	63
Antimony	7440-36-0	mg/Kg					2.1	1.8	< 1.9	1.9	2.9	1.9	< 2.1	2.1	< 1.9	1.9	< 2.2	2.2	< 1.9	1.9	< 2.1	2.1	< 3.1	3.1
Arsenic	7440-38-2	mg/Kg		13	16	16	7.36	0.7	1.84	0.75	1.63	0.78	1.34	0.85	5.2	0.75	< 0.89	0.89	1.63	0.77	1.81	0.82	10.7	1.3
Barium	7440-39-3	mg/Kg		350	400	400	34.1	0.7	22.8	0.7	16.7	0.8	52.9	0.9	90.8	0.8	11.9	0.9	28.8	0.8	19.8	0.8	435	1.3
Beryllium	7440-41-7	mg/Kg		7.2	72	590	0.17	0.28	0.3	0.3	0.3	0.31	0.44	0.34	0.29	0.3	0.31	0.36	0.37	0.31	0.44	0.33	< 0.50	0.5
Cadmium	7440-43-9	mg/Kg		2.5	4.3	9.3	< 0.35	0.35	< 0.37	0.37	< 0.39	0.39	< 0.43	0.43	0.39	0.38	< 0.45	0.45	< 0.39	0.39	< 0.41	0.41	1.89	0.63
Calcium	7440-70-2	mg/Kg					178000	350	2870	3.7	5890	3.9	3720	4.3	83600	38	11300	4.5	9410	3.9	5610	4.1	38100	63
Chromium	7440-47-3	mg/Kg		30	180	1500	3.48	0.35	9.24	0.37	10.6	0.39	10.6	0.43	181	3.8	8.19	0.45	92	0.39	9.23	0.41	346	6.3
Cobalt	7440-48-4	mg/Kg					1.99	0.35	5.47	0.37	3.86	0.39	6.21	0.43	3.83	0.38	5.99	0.45	5.95	0.39	6.01	0.41	4.8	0.63
Copper	7440-50-8	mg/Kg		50	270	270	4.87	0.35	3.95	0.37	5.96	0.39	8.72	0.43	19.1	0.38	5.44	0.45	16.4	0.39	7.32	0.41	137	0.63
Iron	7439-89-6	mg/Kg					4640	3.5	12000	37	8580	39	14200	43	11400	38	13100	45	14100	39	15800	41	27200	63
Lead	7439-92-1	mg/Kg		63	400	1000	7.5	0.7	3	0.7	5.9	0.8	26.7	0.9	18	0.8	1.9	0.9	22.7	0.8	1.1	0.8	291	13
Magnesium	7439-95-4	mg/Kg					83000	350	1830	3.7	2050	3.9	2100	4.3	34200	38	4290	4.5	2990	3.9	2570	4.1	2560	6.3
Manganese	7439-96-5	mg/Kg		1600	2000	10000	174	3.5	206	3.7	132	0.39	189	4.3	185	3.8	286	4.5	161	3.9	143	0.41	339	6.3
Mercury	7439-97-6	mg/Kg		0.18	0.81	2.8	< 0.02	0.02	< 0.03	0.03	0.03	0.03	0.02	0.03	< 0.03	0.03	< 0.03	0.03	< 0.03	0.03	< 0.03	0.03	0.56	0.04
Nickel	7440-02-0	mg/Kg		30	310	310	6.2	0.35	5.24	0.37	4.98	0.39	7.58	0.43	8.69	0.38	5.5	0.45	6.61	0.39	6.65	0.41	13.3	0.63
Potassium	7440-09-7	mg/Kg					626	7	518	7	587	8	957	9	1120	8	699	9	1110	8	1130	82	469	13
Selenium	7782-49-2	mg/Kg		3.9	180	1500	< 1.4	1.4	< 1.5	1.5	< 1.6	1.6	< 1.7	1.7	< 1.5	1.5	< 1.8	1.8	< 1.5	1.5	< 1.6	1.6	< 2.5	2.5
Silver	7440-22-4	mg/Kg		2	180	1500	< 0.35	0.35	< 0.37	0.37	< 0.39	0.39	< 0.43	0.43	< 0.38	0.38	< 0.45	0.45	< 0.39	0.39	< 0.41	0.41	< 0.63	0.63
Sodium	7440-23-5	mg/Kg					164	7	217	7	206	8	263	9	673	8	502	9	824	8	614	8	185	13
Thallium	7440-28-0	mg/Kg					< 1.4	1.4	< 1.5	1.5	< 1.6	1.6	< 1.7	1.7	< 1.5	1.5	< 1.8	1.8	< 1.5	1.5	< 1.6	1.6	< 2.5	2.5
Vanadium	7440-62-2	mg/Kg					6.45	0.35	19.3	0.37	21.6	0.39	30.7	0.43	16.1	0.38	26.4	0.45	23.9	0.39	27.6	0.41	26.3	0.63
Zinc	7440-66-6	mg/Kg		109	10000	10000	17.4	0.7	35.4	0.7	32	0.8	38.1	0.9	49.2	0.8	28.1	0.9	52.2	0.8	34.4	0.8	574	13
Pesticides - Soil - SW8081B																								
4,4' -DDD	72-54-8	ug/Kg		3.3	13000	92000	< 2.1	2.1	< 2.3	2.3	< 2.2	2.2	< 2.6	2.6	< 2.3	2.3	< 2.5	2.5	< 2.4	2.4	< 2.4	2.4	< 6.0	6
4,4' -DDE	72-55-9	ug/Kg		3.3	8900	62000	< 2.1	2.1	< 2.3	2.3	< 2.2	2.2	< 2.6	2.6	< 3.3	3.3	< 2.5	2.5	< 2.4	2.4	< 2.4	2.4	< 15	15
4,4' -DDT	50-29-3	ug/Kg		3.3	7900	47000	< 2.1	2.1	< 2.3	2.3	9.2	2.2	< 2.6	2.6	< 2.3	2.3	< 2.5	2.5	< 2.4	2.4	< 2.4	2.4	< 7.0	7
a-BHC	319-84-6	ug/Kg		20	480	3400	< 7.0	7	< 7.7	7.7	< 7.4	7.4	< 8.7	8.7	< 7.7	7.7	< 8.3	8.3	< 7.9	7.9	< 8.1	8.1	< 12	12
a-Chlordane	5103-71-9	ug/Kg		94	4200	24000	< 3.5	3.5	< 3.9	3.9	< 3.7	3.7	< 4.4	4.4	< 3.8	3.8	< 4.1	4.1	< 3.9	3.9	< 4.0	4	< 5.8	5.8
Aldrin	309-00-2	ug/Kg		5	97	680	< 3.5	3.5	< 3.9	3.9	< 3.7	3.7	< 4.4	4.4	< 3.8	3.8	< 4.1	4.1	< 3.9	3.9	< 4.0	4	< 2.9	2.9
b-BHC	319-85-7	ug/Kg		36	360	3000	< 7.0	7	< 7.7	7.7	< 7.4	7.4	< 8.7	8.7	< 7.7	7.7	< 8.3	8.3	< 7.9	7.9	< 8.1	8.1	< 12	12
Chlordane	57-74-9	ug/Kg					< 35	35	< 39	39	< 37	37	< 44	44	< 38	38	< 41	41	< 39	39	< 40	40	< 58	58
d-BHC	319-86-8	ug/Kg		40	100000	500000	< 7.0	7	< 7.7	7.7	< 7.4	7.4	< 8.7	8.7	< 7.7	7.7	< 8.3	8.3	< 7.9	7.9	< 8.1	8.1	< 12	12
Dieldrin	60-57-1	ug/Kg		5	200	1400	< 3.5	3.5	< 3.9	3.9	< 3.7	3.7	< 4.4	4.4	< 3.8	3.8	< 4.1	4.1	< 3.9	3.9	< 4.0	4	< 2.9	2.9
Endosulfan I	959-98-8	ug/Kg		2400	24000	200000	< 7.0	7	< 7.7	7.7	< 7.4	7.4	< 8.7	8.7	< 7.7	7.7	< 8.3	8.3	< 7.9	7.9	< 8.1	8.1	< 12	12
Endosulfan II	33213-65-9	ug/Kg		2400	24000	200000	< 7.0	7	< 7.7	7.7	< 7.4	7.4	< 8.7	8.7	< 7.7	7.7	< 8.3	8.3	< 7.9	7.9	< 8.1	8.1	< 12	12
Endosulfan sulfate	1031-07-8	ug/Kg		2400	24000	200000	< 7.0	7	< 7.7	7.7	< 7.4	7.4	< 8.7	8.7	< 7.7	7.7	< 8.3	8.3	< 7.9	7.9	< 8.1	8.1	< 12	12
Endrin	72-20-8	ug/Kg		14	11000	89000	< 7.0	7	< 7.7	7.7	< 7.4	7.4	< 8.7	8.7	< 7.7	7.7	< 8.3	8.3	< 7.9	7.9	< 8.1	8.1	< 12	12
Endrin aldehyde	7421-93-4	ug/Kg					< 7.0	7	< 7.7	7.7	< 7.4	7.4	< 8.7	8.7	< 7.7	7.7	< 8.3	8.3	< 7.9	7.9	< 8.1	8.1	< 12	12
Endrin ketone	53494-70-5	ug/Kg					< 7.0	7	< 7.7	7.7	< 7.4	7.4	< 8.7	8.7	< 7.7	7.7	< 8.3	8.3	< 7.9	7.9	< 8.1	8.1	< 12	12
g-BHC	58-89-9	ug/Kg		100	1300	9200	< 1.4	1.4	< 1.5	1.5	< 1.5	1.5	< 5.0	5	< 1.5	1.5	< 2.0	2	< 1.6	1.6	< 1.6	1.6	< 2.3	2.3
g-Chlordane	5103-74-2	ug/Kg					< 3.5	3.5	< 3.9	3.9	< 3.7	3.7	< 4.4	4.4	< 3.8	3.8	< 4.1	4.1	< 3.9	3.9	< 4.0	4	< 100	100
Heptachlor	76-44-8	ug/Kg		42	2100	15000	< 7.0	7	< 7.7	7.7	< 7.4	7.4	< 8.7	8.7	< 7.7	7.7	< 8.3	8.3	< 7.9	7.9	< 8.1	8.1	< 12	12
Heptachlor epoxide	1024-57-3	ug/Kg					< 7.0	7	< 7.7	7.7	< 7.4	7.4	< 8.7	8.7	< 7.7	7.7	< 8.3	8.3	< 7.9	7.9	< 8.1	8.1	< 12	12
Methoxychlor	72-43-5	ug/Kg					< 35	35	< 39	39	< 37	37	< 44	44	< 38	38	< 41	41	< 39	39	< 40	40	< 58	58
Toxaphene	8001-35-2	ug/Kg					< 140	140	< 150	150	< 150	150	< 170	170	< 150	150	< 170	170	< 160	160	< 160	160	< 230	230
Polychlorinated Biphenyls - SW8082A																								
PCB-1016	12674-11-2	ug/Kg		100	1000	1000	< 70	70	< 77	77	< 74	74	< 87	87	< 77	77	< 83	83	< 79	79	< 81	81	< 120	120
PCB-1221	11104-28-2	ug/Kg		100	1000	1000	< 70	70	< 77	77	< 74	74	< 87	87	< 77	77	< 83	83	< 79	79	< 81	81	< 120	120
PCB-1232	11141-16-5	ug/Kg		100	1000	1000	< 70	70	< 77	77	< 74	74	< 87	87	< 77	77	< 83	83	< 79	79	< 81	81	< 120	120
PCB-1242	53469-21-9	ug/Kg		100	1000	1000	< 70	70	< 77	77	< 74	74	< 87	87	< 77	77	< 83	83	< 79	79	< 81	81	< 120	120
PCB-1248	12672-29-6	ug/Kg		100	1000	1000	< 70	70	< 77	77	< 74	74	< 87	87	< 77	77	< 83	83	< 79	79	< 81	81	< 120	120
PCB-1254	11097-69-1	ug/Kg		100	1000	1000	< 70	70	180	77	< 74	74	< 87	87	< 77	77	< 83	83	< 79	79	< 81	81	< 120	120
PCB-1260	11096-82-5	ug/Kg		100	1000	1000	< 70	70	< 77	77	< 74	74	< 87	87	< 77	77	< 83	83	< 79	79	< 81	81	140	120
PCB-1262	37324-23-5	ug/Kg					< 70	70	< 77	77	< 74	74	< 87	87	< 77	77	< 83	83	< 79	79	< 81	81	< 120	120
PCB-1268	11100-14-4	ug/Kg					< 70	70	< 77	77	< 74	74	< 87	87	< 77	77	< 83	83	< 79	79	< 81	81	< 120	120
Semivolatiles - SW8270D																								
1,2,4,5-Tetrachlorobenzene	95-94-3	ug/Kg					< 250	250	< 270	270	< 260	260	< 310	310	< 270	270	< 290	290	< 280	280	< 280	280	< 410	410
1,2,4-Trichlorobenzene	120-82-1	ug/Kg					< 250	250	< 270	270	< 260	260	< 310	310	< 270	270	< 290	290	< 280	280	< 280	280	< 410	410
1,2-Dichlorobenzene	95-50-1	ug/Kg		1100	100000	500000	< 250	250	< 270	270	< 260	260	< 310	310	< 270	270	< 290	290	< 280	280	< 280	280	< 410	410
1,2-Diphenylhydrazine	122-66-7	ug/Kg					< 250	250	< 270	270	< 260	260	< 310	310	< 270	270	< 290	290	< 280	280	< 280	280	< 410	410
1,3-Dichlorobenzene	541-73-1	ug/Kg		2400	49000	280000	< 250	250	< 270	270	< 260	260	< 310	310	< 270	270	< 290	290	< 280	280	< 280	280	< 410	410
1,4-Dichlorobenzene	106-46-7	ug/Kg		1800	13000	130000	< 250	250	< 270	270	< 260	260	< 310	310	< 270	270	< 290	290	< 280	280	< 280	280	< 410	410
2,4,5-Trichlorophenol	95-95-4	ug/Kg					< 250	250	< 270	270	< 260	260	< 310	310	< 270	270	< 290	290	< 280	280	< 280	280	< 410	410
2,4,6-Trichlorophenol	88-06-2	ug/Kg					< 180	180	< 190	190	< 190	190	< 220	220	< 190	190	< 210	210	< 200	200	< 200	200	< 290	290
2,4-Dichlorophenol	120-83-2	ug/Kg					< 180	180	< 190	190	< 190	190	< 220	220	< 190	190	< 210	210	< 200	200	< 200	200	< 290	290
2,4-Dimethylphenol	105-67-9	ug/Kg					< 250	250	< 270	270	< 260	260	< 310	310	< 270	270	< 290	290	< 280	280	< 280	280	< 410	410
2,4-Dinitrophenol	51-28-5	ug/Kg					< 250	250	< 270	270	< 260	260	< 310	310	< 270	270	< 290	290	< 280	280	< 280	280	< 410	410
2,4-Dinitrotoluene	121-14-2	ug/Kg					< 180	180	< 190	190	< 190	190	< 220	220	< 190	190	< 210	210	< 200	200	< 200	200	< 290	290
2,6-Dinitrotoluene	606-20-2	ug/Kg					< 180	180	< 190	190	< 190	190	< 220	220	< 190	190	< 210	210	< 200	200	< 200	200	< 290	290
2-Chloronaphthalene	91-58-7	ug/Kg					< 250	250	< 270	270	< 260	260	< 310	310	< 270	270	< 290	290	< 280	280	< 280	280	< 410	410

2-Chlorophenol	95-57-8	ug/Kg						< 250	250	< 270	270	< 260	260	< 310	310	< 270	270	< 290	290	< 280	280	< 280	280	< 410	410
2-Methylnaphthalene	91-57-6	ug/Kg						< 250	250	< 270	270	< 260	260	< 310	310	< 270	270	< 290	290	< 280	280	< 280	280	260	410
2-Methylphenol (o-cresol)	95-48-7	ug/Kg			330	100000	500000	< 250	250	< 270	270	< 260	260	< 310	310	< 270	270	< 290	290	< 280	280	< 280	280	< 330	330
2-Nitroaniline	88-74-4	ug/Kg						< 250	250	< 270	270	< 260	260	< 310	310	< 270	270	< 290	290	< 280	280	< 280	280	< 410	410
2-Nitrophenol	88-75-5	ug/Kg						< 250	250	< 270	270	< 260	260	< 310	310	< 270	270	< 290	290	< 280	280	< 280	280	< 410	410
3&4-Methylphenol (m&p-cresol)	PHNX - M&P CRESOL	ug/Kg						< 250	250	< 270	270	< 260	260	< 310	310	< 270	270	< 290	290	< 280	280	< 280	280	< 410	410
3,3'-Dichlorobenzidine	91-94-1	ug/Kg						< 180	180	< 190	190	< 190	190	< 220	220	< 190	190	< 210	210	< 200	200	< 200	200	< 290	290
3-Nitroaniline	99-09-2	ug/Kg						< 350	350	< 380	380	< 380	380	< 440	440	< 390	390	< 420	420	< 390	390	< 400	400	< 580	580
4,6-Dinitro-2-methylphenol	534-52-1	ug/Kg						< 210	210	< 230	230	< 230	230	< 260	260	< 230	230	< 250	250	< 240	240	< 240	240	< 350	350
4-Bromophenyl phenyl ether	101-55-3	ug/Kg						< 250	250	< 270	270	< 260	260	< 310	310	< 270	270	< 290	290	< 280	280	< 280	280	< 410	410
4-Chloro-3-methylphenol	59-50-7	ug/Kg						< 250	250	< 270	270	< 260	260	< 310	310	< 270	270	< 290	290	< 280	280	< 280	280	< 410	410
4-Chloroaniline	106-47-8	ug/Kg						< 280	280	< 300	300	< 300	300	< 350	350	< 310	310	< 330	330	< 320	320	< 320	320	< 460	460
4-Chlorophenyl phenyl ether	7005-72-3	ug/Kg						< 250	250	< 270	270	< 260	260	< 310	310	< 270	270	< 290	290	< 280	280	< 280	280	< 410	410
4-Nitroaniline	100-01-6	ug/Kg						< 350	350	< 380	380	< 380	380	< 440	440	< 390	390	< 420	420	< 390	390	< 400	400	< 580	580
4-Nitrophenol	100-02-7	ug/Kg						< 350	350	< 380	380	< 380	380	< 440	440	< 390	390	< 420	420	< 390	390	< 400	400	< 580	580
Acenaphthene	83-32-9	ug/Kg			20000	100000	500000	< 250	250	< 270	270	< 260	260	< 310	310	< 270	270	< 290	290	< 280	280	< 280	280	< 410	410
Acenaphthylene	208-96-8	ug/Kg			100000	100000	500000	< 250	250	< 270	270	< 260	260	< 310	310	< 270	270	< 290	290	< 280	280	< 280	280	2800	410
Acetophenone	98-86-2	ug/Kg						< 250	250	< 270	270	< 260	260	< 310	310	< 270	270	< 290	290	< 280	280	< 280	280	< 410	410
Aniline	62-53-3	ug/Kg						< 280	280	< 300	300	< 300	300	< 350	350	< 310	310	< 330	330	< 320	320	< 320	320	< 460	460
Anthracene	120-12-7	ug/Kg			100000	100000	500000	< 250	250	< 270	270	< 260	260	< 310	310	< 270	270	< 290	290	< 280	280	< 280	280	1900	410
Benz(a)anthracene	56-55-3	ug/Kg			1000	1000	5600	< 250	250	< 270	270	< 260	260	< 310	310	< 270	270	< 290	290	340	280	< 280	280	4900	410
Benzidine	92-87-5	ug/Kg						< 350	350	< 380	380	< 380	380	< 440	440	< 390	390	< 420	420	< 390	390	< 400	400	< 580	580
Benzo(a)pyrene	50-32-8	ug/Kg			1000	1000	1000	< 180	180	< 190	190	< 190	190	< 220	220	< 190	190	< 210	210	340	200	< 200	200	5400	290
Benzo(b)fluoranthene	205-99-2	ug/Kg			1000	1000	5600	< 250	250	< 270	270	< 260	260	< 310	310	< 270	270	< 290	290	290	280	< 280	280	6400	410
Benzo(ghi)perylene	191-24-2	ug/Kg			100000	100000	500000	< 250	250	< 270	270	< 260	260	< 310	310	< 270	270	< 290	290	270	280	< 280	280	3300	410
Benzo(k)fluoranthene	207-08-9	ug/Kg			800	3900	56000	< 250	250	< 270	270	< 260	260	< 310	310	< 270	270	< 290	290	310	280	< 280	280	3900	410
Benzoic acid	65-85-0	ug/Kg						< 1800	1800	< 1900	1900	< 1900	1900	< 2200	2200	< 1900	1900	< 2100	2100	< 2000	2000	< 2000	2000	< 2900	2900
Benzyl butyl phthalate	85-68-7	ug/Kg						< 250	250	< 270	270	< 260	260	< 310	310	< 270	270	< 290	290	< 280	280	< 280	280	< 410	410
Bis(2-chloroethoxy)methane	111-91-1	ug/Kg						< 250	250	< 270	270	< 260	260	< 310	310	< 270	270	< 290	290	< 280	280	< 280	280	< 410	410
Bis(2-chloroethyl)ether	111-44-4	ug/Kg						< 180	180	< 190	190	< 190	190	< 220	220	< 190	190	< 210	210	< 200	200	< 200	200	< 290	290
Bis(2-chloroisopropyl)ether	39638-32-9	ug/Kg						< 250	250	< 270	270	< 260	260	< 310	310	< 270	270	< 290	290	< 280	280	< 280	280	< 410	410
Bis(2-ethylhexyl)phthalate	117-81-7	ug/Kg						< 250	250	< 270	270	< 260	260	< 310	310	< 270	270	< 290	290	< 280	280	< 280	280	520	410
Carbazole	86-74-8	ug/Kg						< 180	180	< 190	190	< 190	190	< 220	220	< 190	190	< 210	210	< 200	200	< 200	200	1300	290
Chrysene	218-01-9	ug/Kg			1000	3900	56000	< 250	250	< 270	270	< 260	260	< 310	310	< 270	270	< 290	290	390	280	< 280	280	7000	410
Di-n-butylphthalate	84-74-2	ug/Kg						< 250	250	< 270	270	< 260	260	< 310	310	< 270	270	< 290	290	< 280	280	< 280	280	< 410	410
Di-n-octylphthalate	117-84-0	ug/Kg						< 250	250	< 270	270	< 260	260	< 310	310	< 270	270	< 290	290	< 280	280	< 280	280	< 410	410
Dibenz(a,h)anthracene	53-70-3	ug/Kg			330	330	560	< 180	180	< 190	190	< 190	190	< 220	220	< 190	190	< 210	210	< 200	200	< 200	200	970	290
Dibenzofuran	132-64-9	ug/Kg			330	59000	350000	< 250	250	< 270	270	< 260	260	< 310	310	< 270	270	< 290	290	< 280	280	< 280	280	550	410
Diethyl phthalate	84-66-2	ug/Kg						< 250	250	< 270	270	< 260	260	< 310	310	< 270	270	< 290	290	< 280	280	< 280	280	< 410	410
Dimethylphthalate	131-11-3	ug/Kg						< 250	250	< 270	270	< 260	260	< 310	310	< 270	270	< 290	290	< 280	280	< 280	280	< 410	410
Fluoranthene	206-44-0	ug/Kg			100000	100000	500000	< 250	250	< 270	270	< 260	260	< 310	310	< 270	270	< 290	290	710	280	< 280	280	8300	410
Fluorene	86-73-7	ug/Kg			30000	100000	500000	< 250	250	< 270	270	< 260	260	< 310	310	< 270	270	< 290	290	< 280	280	< 280	280	790	410
Hexachlorobenzene	118-74-1	ug/Kg			330	1200	6000	< 180	180	< 190	190	< 190	190	< 220	220	< 190	190	< 210	210	< 200	200	< 200	200	< 290	290
Hexachlorobutadiene	87-68-3	ug/Kg						< 250	250	< 270	270	< 260	260	< 310	310	< 270	270	< 290	290	< 280	280	< 280	280	< 410	410
Hexachlorocyclopentadiene	77-47-4	ug/Kg						< 250	250	< 270	270	< 260	260	< 310	310	< 270	270	< 290	290	< 280	280	< 280	280	< 410	410
Hexachloroethane	67-72-1	ug/Kg						< 180	180	< 190	190	< 190	190	< 220	220	< 190	190	< 210	210	< 200	200	< 200	200	< 290	290
Indeno(1,2,3-cd)pyrene	193-39-5	ug/Kg			500	500	5600	< 250	250	< 270	270	< 260	260	< 310	310	< 270	270	< 290	290	270	280	< 280	280	4000	410
Isophorone	78-59-1	ug/Kg						< 180	180	< 190	190	< 190	190	< 220	220	< 190	190	< 210	210	< 200	200	< 200	200	< 290	290
N-Nitrosodi-n-propylamine	621-64-7	ug/Kg						< 180	180	< 190	190	< 190	190	< 220	220	< 190	190	< 210	210	< 200	200	< 200	200	< 290	290
N-Nitrosodimethylamine	62-75-9	ug/Kg						< 250	250	< 270	270	< 260	260	< 310	310	< 270	270	< 290	290	< 280	280	< 280	280	< 410	410
N-Nitrosodiphenylamine	86-30-6	ug/Kg						< 250	250	< 270	270	< 260	260	< 310	310	< 270	270	< 290	290	< 280	280	< 280	280	< 410	410
Naphthalene	91-20-3	ug/Kg			12000	100000	500000	< 250	250	< 270	270	< 260	260	< 310	310	< 270	270	< 290	290	< 280	280	< 280	280	280	410
Nitrobenzene	98-95-3	ug/Kg						< 180	180	< 190	190	< 190	190	< 220	220	< 190	190	< 210	210	< 200	200	< 200	200	< 290	290
Pentachloronitrobenzene	82-68-8	ug/Kg						< 250	250	< 270	270	< 260	260	< 310	310	< 270	270	< 290	290	< 280	280	< 280	280	< 410	410
Pentachlorophenol	87-86-5	ug/Kg			800	6700	6700	< 210	210	< 230	230	< 230	230	< 260	260	< 230	230	< 250	250	< 240	240	< 240	240	< 350	350
Phenanthrene	85-01-8	ug/Kg			100000	100000	500000	< 250	250	< 270	270	< 260	260	< 310	310	< 270	270	< 290	290	370	280	< 280	280	6300	410
Phenol	108-95-2	ug/Kg			330	100000	500000	< 250	250	< 270	270	< 260	260	< 310	310	< 270	270	< 290	290	< 280	280	< 280	280	< 330	330
Pyrene	129-00-0	ug/Kg			100000	100000	500000	< 250	250	< 270	270	< 260	260	< 310	310	< 270	270	< 290	290	680	280	< 280	280	7800	410
Pyridine	110-86-1	ug/Kg						< 250	250	< 270	270	< 260	260	< 310	310	< 270	270	< 290	290	< 280	280	< 280	280	< 410	410
Volatiles - SW8260C																													
1,1,1,2-Tetrachloroethane	630-20-6	ug/Kg						< 5.2	5.2	< 5.1	5.1	< 5.2	5.2	< 7.8	7.8	< 7.0	7	< 6.3	6.3	< 6.7	6.7	< 6.2	6.2	< 9.2	9.2
1,1,1-Trichloroethane	71-55-6	ug/Kg			680	100000	500000	< 5.2	5.2	< 5.1	5.1	< 5.2	5.2	< 7.8	7.8	< 7.0	7	< 6.3	6.3	< 6.7	6.7	< 6.2	6.2	< 9.2	9.2
1,1,2,2-Tetrachloroethane	79-34-5	ug/Kg						< 5.2	5.2	< 5.1	5.1	< 5.2	5.2	< 7.8	7.8	< 7.0	7	< 6.3	6.3	< 6.7	6.7	< 6.2	6.2	< 9.2	9.2
1,1,2-Trichloroethane	79-00-5	ug/Kg						< 5.2	5.2	< 5.1	5.1	< 5.2	5.2	< 7.8	7.8	< 7.0	7	< 6.3	6.3	< 6.7	6.7	< 6.2	6.2	< 9.2	9.2
1,1-Dichloroethane	75-34-3	ug/Kg			270	26000	240000	< 5.2	5.2	< 5.1	5.1	< 5.2	5.2	< 7.8	7.8	< 7.0	7	< 6.3	6.3	< 6.7	6.7	< 6.2	6.2	< 9.2	9.2
1,1-Dichloroethene	75-35-4	ug/Kg			330	100000	500000	< 5.2	5.2	< 5.1	5.1	< 5.2	5.2	< 7.8	7.8	< 7.0	7	< 6.3	6.3	< 6.7	6.7	< 6.2	6.2	< 9.2	9.2
1,1-Dichloropropene	563-58-6	ug/Kg						< 5.2	5.2	< 5.1	5.1	< 5.2	5.2	< 7.8	7.8	< 7.0	7	< 6.3	6.3	< 6.7	6.7	< 6.2	6.2	< 9.2	9.2
1,2,3-Trichlorobenzene	87-61-6	ug/Kg						< 5.2	5.2	< 5.1	5.1	< 5.2	5.2	< 7.8	7.8	< 7.0	7	< 6.3	6.3	< 6.7	6.7	< 6.2	6.2	< 9.2	9.2
1,2,3-Trichloropropane	96-18-4	ug/Kg						< 5.2	5.2	< 5.1	5.1	< 5.2	5.2	< 7.8	7.8	< 7.0	7	< 6.3	6.3	< 6.7	6.7	< 6.2	6.2	< 9.2	9.2
1,2,4-Trichlorobenzene	120-82-1	ug/Kg						< 5.2	5.2	< 5.1	5.1	< 5.2	5.2	< 7.8	7.8	< 7.0	7	< 6.3	6.3	< 6.7	6.7	< 6.2	6.2	< 9.2	9.2
1,2,4-Trimethylbenzene	95-63-6	ug/Kg			3600	52000	190000	< 5.2	5.2	< 5.1	5.1	< 5.2	5.2	< 7.8	7.8	< 7.0	7	< 6.3	6.3	< 6.7	6.7	< 6.2	6.2	< 9.2	9.2
1,2-Dibromo-3-chloropropane	96-12-8	ug/Kg						< 5.2	5.2	< 5.1	5.1	< 5.2	5.2	< 7.8	7.8	< 7.0	7	< 6.3	6.3	< 6.7	6.7	< 6.2	6.2	< 9.2	9.2
1,2-Dibromoethane	106-93-4	ug/Kg						< 5.2	5.2	< 5.1	5.1	< 5.2	5.2	< 7.8	7.8	< 7.0	7	< 6.3	6.3	< 6.7	6.7	< 6.2	6.2	< 9.2	9.2
1,2-Dichlorobenzene	95-50-1	ug/Kg			1100	100000	500000	< 5.2	5.2	< 5.1	5.1	< 5.2	5.2	< 7.8	7.8	< 7.0	7	< 6.3	6.3	< 6.7	6.7	< 6.2	6.2	< 9.2	9.2
1,2-Dichloroethane	107-06-2	ug/Kg			20	3100	30000	< 5.2	5.2	< 5.1	5.1	< 5.2	5.2	< 7.8	7.8	< 7.0	7	< 6.3	6.3	< 6.7	6.7	< 6.2	6.2	< 9.2	9.2
1,2-Dichloropropane	78-87-5	ug/Kg						< 5.2	5.2	< 5.1	5.1	< 5.2	5.2	< 7.8	7.8	< 7.0	7	< 6.3	6.3	< 6.7	6.7	< 6.2	6.2	< 9.2	9.2
1,3,5-Trimethylbenzene	108-67-8	ug/Kg			8400	52000	190000	< 5.2	5.2	< 5.1	5.1	< 5.2	5.2	< 7.8	7.8	< 7.0	7	< 6.3	6.3	< 6.7	6.7	< 6.2	6.2	< 9.2	9.2
1,3-Dichlorobenzene	541-73-1	ug/Kg			2400	49000	280000	< 5.2	5.2	< 5.1	5.1	< 5.2	5.2	< 7.8	7.8	< 7.0	7	< 6.3	6.3	< 6.7	6.7	< 6.2	6.2	< 9.2	9.2
1,3-Dichloropropane	142-28-9	ug/Kg						< 5.2	5.2	< 5.1	5.1	< 5.2	5.2	< 7.8	7.8	< 7.0	7	< 6.3	6.3	< 6.7	6.7	< 6.2	6.2	< 9.2	9.2
1,4-Dichlorobenzene	106-46-7	ug/Kg			1800	13000	130000	< 5.2	5.2	< 5.1	5.1	< 5.2	5.2	< 7.8	7.8	< 7.0	7	< 6.3	6.3	< 6.7	6.7	< 6.2	6.2	< 9.2	9.2
2,2-Dichloropropane	594-20-7	ug/Kg						< 5.2	5.2	< 5.1	5.1	< 5.2	5.2	< 7.8	7.8	< 7.0	7	< 6.3	6.3	< 6.7	6.7	< 6.2	6.2	< 9.2	9.2
2-Chlorotoluene	95-49-8	ug/Kg						< 5.2	5.2	< 5.1	5.1	< 5.2	5.2	< 7.8	7.8	< 7.0	7	< 6.3	6.3	< 6.7	6.7	< 6.2	6.2	< 9.2	9.2
2-Hexanone	591-78-6	ug/Kg						< 26	26	< 25	25	< 26	26	< 39	39	< 35	35	< 31	31	< 33	33	< 31	31	< 46	46
2-Isopropyltoluene	527-84-4	ug/Kg						< 5.2	5.2	< 5.1	5.1	< 5.2	5.2	2.8	7.8	< 7.0	7	< 6.3	6.3	< 6.7	6.7	< 6.2	6.2	< 9.2	9.2
4-Chlorotoluene	106-43-4	ug/Kg						< 5.2	5.2	< 5.1	5.1	< 5.2	5.2	< 7.8	7.8	< 7.0	7	< 6.3	6.3	< 6.7	6.7	< 6.2	6.2	< 9.2	9.2
4-Methyl-2-pentanone	108-10-1	ug/Kg						< 26	26	< 25	25	< 26	26	< 39	39	< 35	35	< 31	31	< 33	33	< 31	31	< 46	46
Acetone	67-64-1	ug/Kg			50	100000	500000	5.9	26	< 25	25	5.7	26	110	39	38	35	15	31	9.7	33	16	31	92	46
Acrylonitrile	107-13-1	ug/Kg						< 10	10	< 10	10	< 10	10	< 16	16	< 14	14	< 13	13	< 13	13	< 12	12	< 18	18

Benzene	71-43-2	ug/Kg		60	4800	44000	< 5.2	5.2	< 5.1	5.1	< 5.2	5.2	< 7.8	7.8	< 7.0	7	< 6.3	6.3	< 6.7	6.7	< 6.2	6.2	< 9.2	9.2
Bromobenzene	108-86-1	ug/Kg					< 5.2	5.2	< 5.1	5.1	< 5.2	5.2	< 7.8	7.8	< 7.0	7	< 6.3	6.3	< 6.7	6.7	< 6.2	6.2	< 9.2	9.2
Bromochloromethane	74-97-5	ug/Kg					< 5.2	5.2	< 5.1	5.1	< 5.2	5.2	< 7.8	7.8	< 7.0	7	< 6.3	6.3	< 6.7	6.7	< 6.2	6.2	< 9.2	9.2
Bromodichloromethane	75-27-4	ug/Kg					< 5.2	5.2	< 5.1	5.1	< 5.2	5.2	< 7.8	7.8	< 7.0	7	< 6.3	6.3	< 6.7	6.7	< 6.2	6.2	< 9.2	9.2
Bromoform	75-25-2	ug/Kg					< 5.2	5.2	< 5.1	5.1	< 5.2	5.2	< 7.8	7.8	< 7.0	7	< 6.3	6.3	< 6.7	6.7	< 6.2	6.2	< 9.2	9.2
Bromomethane	74-83-9	ug/Kg					< 5.2	5.2	< 5.1	5.1	< 5.2	5.2	< 7.8	7.8	< 7.0	7	< 6.3	6.3	< 6.7	6.7	< 6.2	6.2	< 9.2	9.2
Carbon Disulfide	75-15-0	ug/Kg					< 5.2	5.2	< 5.1	5.1	< 5.2	5.2	< 7.8	7.8	< 7.0	7	1.4	6.3	< 6.7	6.7	2.5	6.2	500	480
Carbon tetrachloride	56-23-5	ug/Kg		760	2400	22000	< 5.2	5.2	< 5.1	5.1	< 5.2	5.2	< 7.8	7.8	< 7.0	7	< 6.3	6.3	< 6.7	6.7	< 6.2	6.2	< 9.2	9.2
Chlorobenzene	108-90-7	ug/Kg		1100	100000	500000	< 5.2	5.2	< 5.1	5.1	< 5.2	5.2	< 7.8	7.8	< 7.0	7	< 6.3	6.3	< 6.7	6.7	< 6.2	6.2	< 9.2	9.2
Chloroethane	75-00-3	ug/Kg					< 5.2	5.2	< 5.1	5.1	< 5.2	5.2	< 7.8	7.8	< 7.0	7	< 6.3	6.3	< 6.7	6.7	< 6.2	6.2	< 9.2	9.2
Chloroform	67-66-3	ug/Kg		370	49000	350000	< 5.2	5.2	< 5.1	5.1	< 5.2	5.2	< 7.8	7.8	< 7.0	7	< 6.3	6.3	< 6.7	6.7	< 6.2	6.2	< 9.2	9.2
Chloromethane	74-87-3	ug/Kg					< 5.2	5.2	< 5.1	5.1	< 5.2	5.2	< 7.8	7.8	< 7.0	7	< 6.3	6.3	< 6.7	6.7	< 6.2	6.2	< 9.2	9.2
cis-1,2-Dichloroethene	156-59-2	ug/Kg		250	100000	500000	< 5.2	5.2	< 5.1	5.1	< 5.2	5.2	< 7.8	7.8	< 7.0	7	< 6.3	6.3	< 6.7	6.7	< 6.2	6.2	< 9.2	9.2
cis-1,3-Dichloropropene	10061-01-5	ug/Kg					< 5.2	5.2	< 5.1	5.1	< 5.2	5.2	< 7.8	7.8	< 7.0	7	< 6.3	6.3	< 6.7	6.7	< 6.2	6.2	< 9.2	9.2
Dibromochloromethane	124-48-1	ug/Kg					< 5.2	5.2	< 5.1	5.1	< 5.2	5.2	< 7.8	7.8	< 7.0	7	< 6.3	6.3	< 6.7	6.7	< 6.2	6.2	< 9.2	9.2
Dibromomethane	74-95-3	ug/Kg					< 5.2	5.2	< 5.1	5.1	< 5.2	5.2	< 7.8	7.8	< 7.0	7	< 6.3	6.3	< 6.7	6.7	< 6.2	6.2	< 9.2	9.2
Dichlorodifluoromethane	75-71-8	ug/Kg					< 5.2	5.2	< 5.1	5.1	< 5.2	5.2	< 7.8	7.8	< 7.0	7	< 6.3	6.3	< 6.7	6.7	< 6.2	6.2	< 9.2	9.2
Ethylbenzene	100-41-4	ug/Kg		1000	41000	390000	< 5.2	5.2	< 5.1	5.1	< 5.2	5.2	< 7.8	7.8	< 7.0	7	< 6.3	6.3	< 6.7	6.7	< 6.2	6.2	< 9.2	9.2
Hexachlorobutadiene	87-68-3	ug/Kg					< 5.2	5.2	< 5.1	5.1	< 5.2	5.2	< 7.8	7.8	< 7.0	7	< 6.3	6.3	< 6.7	6.7	< 6.2	6.2	< 9.2	9.2
Isopropylbenzene	98-82-8	ug/Kg					< 5.2	5.2	< 5.1	5.1	< 5.2	5.2	< 7.8	7.8	< 7.0	7	< 6.3	6.3	< 6.7	6.7	< 6.2	6.2	< 9.2	9.2
m&p-Xylene	179601-23-1	ug/Kg					< 5.2	5.2	< 5.1	5.1	< 5.2	5.2	< 7.8	7.8	< 7.0	7	< 6.3	6.3	< 6.7	6.7	< 6.2	6.2	< 9.2	9.2
Methyl Ethyl Ketone	78-93-3	ug/Kg		120	100000	500000	< 31	31	< 30	30	< 31	31	29	47	< 42	42	< 38	38	< 40	40	< 37	37	30	55
Methyl t-butyl ether (MTBE)	1634-04-4	ug/Kg		930	100000	500000	< 10	10	< 10	10	< 10	10	< 16	16	< 14	14	< 13	13	< 13	13	< 12	12	< 18	18
Methylene chloride	75-09-2	ug/Kg		50	100000	500000	< 5.2	5.2	< 5.1	5.1	< 5.2	5.2	< 7.8	7.8	< 7.0	7	< 6.3	6.3	< 6.7	6.7	< 6.2	6.2	< 9.2	9.2
n-Butylbenzene	104-51-8	ug/Kg		12000	100000	500000	< 5.2	5.2	< 5.1	5.1	< 5.2	5.2	< 7.8	7.8	< 7.0	7	< 6.3	6.3	< 6.7	6.7	< 6.2	6.2	< 9.2	9.2
n-Propylbenzene	103-65-1	ug/Kg		3900	100000	500000	< 5.2	5.2	< 5.1	5.1	< 5.2	5.2	< 7.8	7.8	< 7.0	7	< 6.3	6.3	< 6.7	6.7	< 6.2	6.2	< 9.2	9.2
Naphthalene	91-20-3	ug/Kg		12000	100000	500000	< 5.2	5.2	< 5.1	5.1	< 5.2	5.2	< 7.8	7.8	< 7.0	7	< 6.3	6.3	< 6.7	6.7	< 6.2	6.2	< 9.2	9.2
o-Xylene	95-47-6	ug/Kg					< 5.2	5.2	< 5.1	5.1	< 5.2	5.2	< 7.8	7.8	< 7.0	7	< 6.3	6.3	< 6.7	6.7	< 6.2	6.2	< 9.2	9.2
p-Isopropyltoluene	99-87-6	ug/Kg					< 5.2	5.2	< 5.1	5.1	< 5.2	5.2	< 7.8	7.8	< 7.0	7	< 6.3	6.3	< 6.7	6.7	< 6.2	6.2	12	9.2
sec-Butylbenzene	135-98-8	ug/Kg		11000	100000	500000	< 5.2	5.2	< 5.1	5.1	< 5.2	5.2	< 7.8	7.8	< 7.0	7	< 6.3	6.3	< 6.7	6.7	< 6.2	6.2	< 9.2	9.2
Styrene	100-42-5	ug/Kg					< 5.2	5.2	< 5.1	5.1	< 5.2	5.2	< 7.8	7.8	< 7.0	7	< 6.3	6.3	< 6.7	6.7	< 6.2	6.2	< 9.2	9.2
tert-Butylbenzene	98-06-6	ug/Kg		5900	100000	500000	< 5.2	5.2	< 5.1	5.1	< 5.2	5.2	< 7.8	7.8	< 7.0	7	< 6.3	6.3	< 6.7	6.7	< 6.2	6.2	< 9.2	9.2
Tetrachloroethene	127-18-4	ug/Kg		1300	19000	150000	< 5.2	5.2	< 5.1	5.1	< 5.2	5.2	< 7.8	7.8	< 7.0	7	< 6.3	6.3	< 6.7	6.7	< 6.2	6.2	< 9.2	9.2
Tetrahydrofuran (THF)	109-99-9	ug/Kg					< 10	10	< 10	10	< 10	10	< 16	16	< 14	14	< 13	13	< 13	13	< 12	12	< 18	18
Toluene	108-88-3	ug/Kg		700	100000	500000	< 5.2	5.2	< 5.1	5.1	< 5.2	5.2	< 7.8	7.8	< 7.0	7	< 6.3	6.3	< 6.7	6.7	< 6.2	6.2	< 9.2	9.2
trans-1,2-Dichloroethene	156-60-5	ug/Kg		190	100000	500000	< 5.2	5.2	< 5.1	5.1	< 5.2	5.2	< 7.8	7.8	< 7.0	7	< 6.3	6.3	< 6.7	6.7	< 6.2	6.2	< 9.2	9.2
trans-1,3-Dichloropropene	10061-02-6	ug/Kg					< 5.2	5.2	< 5.1	5.1	< 5.2	5.2	< 7.8	7.8	< 7.0	7	< 6.3	6.3	< 6.7	6.7	< 6.2	6.2	< 9.2	9.2
trans-1,4-dichloro-2-butene	110-57-6	ug/Kg					< 10	10	< 10	10	< 10	10	< 16	16	< 14	14	< 13	13	< 13	13	< 12	12	< 18	18
Trichloroethene	79-01-6	ug/Kg		470	21000	200000	< 5.2	5.2	< 5.1	5.1	< 5.2	5.2	< 7.8	7.8	< 7.0	7	< 6.3	6.3	< 6.7	6.7	< 6.2	6.2	< 9.2	9.2
Trichlorofluoromethane	75-69-4	ug/Kg					< 5.2	5.2	< 5.1	5.1	< 5.2	5.2	< 7.8	7.8	< 7.0	7	< 6.3	6.3	< 6.7	6.7	< 6.2	6.2	< 9.2	9.2
Trichlorotrifluoroethane	76-13-1	ug/Kg					< 5.2	5.2	< 5.1	5.1	< 5.2	5.2	< 7.8	7.8	< 7.0	7	< 6.3	6.3	< 6.7	6.7	< 6.2	6.2	< 9.2	9.2
Vinyl chloride	75-01-4	ug/Kg		20	900	13000	< 5.2	5.2	< 5.1	5.1	< 5.2	5.2	< 7.8	7.8	< 7.0	7	< 6.3	6.3	< 6.7	6.7	< 6.2	6.2	< 9.2	9.2

Meets NY 375 Unresticted Residential Use

Meets NY 375 Restricted Residential Use

Meets NY 375 Commerical Use

Exceeds NY 375 Commerical Use

Phoenix Environmental Laboratories, Inc.
587 East Middle Turnpike
P.O. Box 370
Manchester, CT 06040
(860) 645-1102

SDG: GBY76292
Project: 125 BATH STREET

	CAS	Units	NY TOGs-WQ/GA	BY76293 07/31/2017 BB-2 GROUND WATER		BY76294 07/31/2017 BB-2 DUP GROUND WATER		BY76295 07/31/2017 MW-6 GROUND WATER		BY76296 07/31/2017 MW-6 GROUND WATER		BY76297 07/31/2017 NE-1 GROUND WATER		BY76298 07/31/2017 B4-1 GROUND WATER		BY76299 07/31/2017 NW-1 GROUND WATER		BY76300 07/31/2017 TRIP BLANK GROUND WATER	
Miscellaneous/Inorganics																			
Non Target Semivolatile Compounds				absent		Absent		Absent				Absent		absent		Absent			
Non Target Volatile Compounds	PHNX - NONTARGETCOMP			Absent		Absent		Absent				Absent		Absent		Absent		Absent	
Percent Solid	PHNX - PCTSOLID	%																	
Metals Total																			
Aluminum	7429-90-5	mg/L	0.1	< 0.010	0.01	< 0.010	0.01			52.7	0.1	123	0.1	2.39	0.01	6.71	0.01		
Antimony	7440-36-0	mg/L	0.003	< 0.002	0.002	< 0.002	0.002			< 0.002	0.002	< 0.002	0.002	< 0.002	0.002	< 0.002	0.002		
Arsenic - LDL	7440-38-2	mg/L	0.025	0.014	0.004	0.014	0.004			0.016	0.004	0.023	0.004	0.008	0.004	0.009	0.004		
Barium	7440-39-3	mg/L	1	0.103	0.01	0.104	0.01			0.94	0.01	0.949	0.01	0.242	0.01	0.1	0.01		
Beryllium	7440-41-7	mg/L	0.004	< 0.001	0.001	< 0.001	0.001			0.002	0.001	0.007	0.001	< 0.001	0.001	< 0.001	0.001		
Cadmium	7440-43-9	mg/L	0.005	< 0.004	0.004	< 0.004	0.004			0.003	0.004	0.006	0.004	< 0.004	0.004	< 0.004	0.004		
Calcium	7440-70-2	mg/L		119	0.01	120	0.01			387	0.1	86.4	0.01	64.7	0.01	63.8	0.01		
Chromium	7440-47-3	mg/L	0.05	0.002	0.001	0.002	0.001			0.171	0.001	0.279	0.001	0.031	0.001	0.009	0.001		
Cobalt	7440-48-4	mg/L		0.004	0.005	0.004	0.005			0.033	0.005	0.074	0.005	< 0.005	0.005	0.002	0.005		
Copper	7440-50-8	mg/L	0.2	0.002	0.005	0.002	0.005			0.125	0.005	0.221	0.005	0.009	0.005	0.008	0.005		
Iron	7439-89-6	mg/L	0.3	2.58	0.01	2.62	0.01			82.3	0.01	212	0.1	3.58	0.01	12.7	0.01		
Lead	7439-92-1	mg/L	0.025	< 0.002	0.002	< 0.002	0.002			1.26	0.002	0.032	0.002	0.008	0.002	< 0.002	0.002		
Magnesium	7439-95-4	mg/L	35	26.2	0.01	26.5	0.01			58.6	0.01	43.1	0.01	23.9	0.01	16.5	0.01		
Manganese	7439-96-5	mg/L	0.3	0.438	0.005	0.443	0.005			2.22	0.05	2.86	0.05	0.173	0.005	0.695	0.005		
Mercury	7439-97-6	mg/L	0.0007	0.0008	0.0002	0.0009	0.0002			0.0027	0.0002	< 0.0002	0.0002	< 0.0002	0.0002	< 0.0002	0.0002		
Nickel	7440-02-0	mg/L	0.1	0.008	0.004	0.009	0.004			0.06	0.004	0.098	0.004	0.006	0.004	0.006	0.004		
Potassium	7440-09-7	mg/L		18	0.1	18.4	0.1			25	0.1	31.7	0.1	14.7	0.1	27.6	0.1		
Selenium	7782-49-2	mg/L	0.01	< 0.002	0.002	< 0.002	0.002			< 0.002	0.002	< 0.002	0.002	< 0.002	0.002	< 0.002	0.002		
Silver	7440-22-4	mg/L	0.05	< 0.005	0.005	< 0.005	0.005			< 0.005	0.005	< 0.005	0.005	< 0.005	0.005	< 0.005	0.005		
Sodium	7440-23-5	mg/L	20	23.8	0.1	24.1	0.1			97.9	1	91.8	1	590	10	510	10		
Thallium - LDL	7440-28-0	mg/L	0.0005	< 0.001	0.001	< 0.001	0.001			< 0.001	0.001	< 0.001	0.001	< 0.001	0.001	< 0.001	0.001		
Vanadium	7440-62-2	mg/L		< 0.010	0.01	< 0.010	0.01			0.105	0.01	0.248	0.01	0.005	0.01	0.014	0.01		
Zinc	7440-66-6	mg/L	5	0.046	0.01	0.047	0.01			0.334	0.01	0.476	0.01	0.019	0.01	0.032	0.01		
Pesticides - SW8081B																			
4,4' -DDD	72-54-8	ug/L	0.3	< 0.005	0.005	< 0.005	0.005			< 0.006	0.006	< 0.005	0.005	< 0.005	0.005	< 0.015	0.015		
4,4' -DDE	72-55-9	ug/L	0.2	< 0.005	0.005	< 0.005	0.005			< 0.006	0.006	< 0.005	0.005	< 0.010	0.01	< 0.005	0.005		
4,4' -DDT	50-29-3	ug/L	0.2	< 0.005	0.005	< 0.014	0.014			< 0.006	0.006	< 0.005	0.005	< 0.010	0.01	< 0.015	0.015		
a-BHC	319-84-6	ug/L	0.01	< 0.005	0.005	< 0.005	0.005			< 0.006	0.006	< 0.005	0.005	< 0.005	0.005	< 0.007	0.007		
a-chlordane	5103-71-9	ug/L		< 0.009	0.009	< 0.010	0.01			< 0.011	0.011	< 0.011	0.011	< 0.010	0.01	< 0.010	0.01		
Alachlor	15972-60-8	ug/L	0.5	< 0.070	0.07	< 0.071	0.071			< 0.082	0.082	< 0.081	0.081	< 0.075	0.075	< 0.077	0.077		
Aldrin	309-00-2	ug/L		< 0.001	0.001	< 0.001	0.001			< 0.002	0.002	< 0.002	0.002	< 0.002	0.002	< 0.002	0.002		
b-BHC	319-85-7	ug/L	0.04	< 0.005	0.005	< 0.005	0.005			< 0.006	0.006	< 0.005	0.005	< 0.005	0.005	< 0.005	0.005		
Chlordane	57-74-9	ug/L	0.05	< 0.047	0.047	< 0.048	0.048			< 0.055	0.055	< 0.054	0.054	< 0.050	0.05	< 0.051	0.051		
d-BHC	319-86-8	ug/L	0.04	< 0.005	0.005	< 0.005	0.005			< 0.006	0.006	< 0.005	0.005	< 0.005	0.005	< 0.005	0.005		
Dieldrin	60-57-1	ug/L	0.004	< 0.001	0.001	< 0.001	0.001			< 0.002	0.002	< 0.002	0.002	< 0.002	0.002	< 0.002	0.002		
Endosulfan I	959-98-8	ug/L		< 0.009	0.009	< 0.010	0.01			< 0.011	0.011	< 0.011	0.011	< 0.010	0.01	< 0.010	0.01		
Endosulfan II	33213-65-9	ug/L		< 0.009	0.009	< 0.010	0.01			< 0.011	0.011	< 0.011	0.011	< 0.010	0.01	< 0.020	0.02		
Endosulfan Sulfate	1031-07-8	ug/L		< 0.009	0.009	< 0.010	0.01			< 0.011	0.011	< 0.011	0.011	< 0.010	0.01	< 0.010	0.01		
Endrin	72-20-8	ug/L		< 0.009	0.009	< 0.010	0.01			< 0.011	0.011	< 0.011	0.011	< 0.010	0.01	< 0.010	0.01		
Endrin Aldehyde	7421-93-4	ug/L	5	< 0.009	0.009	< 0.010	0.01			< 0.011	0.011	< 0.011	0.011	< 0.010	0.01	< 0.010	0.01		
Endrin ketone	53494-70-5	ug/L	5	< 0.009	0.009	< 0.010	0.01			< 0.011	0.011	< 0.011	0.011	< 0.010	0.01	< 0.010	0.01		
g-BHC (Lindane)	58-89-9	ug/L	0.05	< 0.005	0.005	< 0.005	0.005			< 0.006	0.006	< 0.005	0.005	< 0.005	0.005	< 0.005	0.005		
g-chlordane	5103-74-2	ug/L		< 0.009	0.009	< 0.010	0.01			< 0.011	0.011	< 0.011	0.011	< 0.010	0.01	< 0.015	0.015		
Heptachlor	76-44-8	ug/L	0.04	< 0.009	0.009	< 0.010	0.01			< 0.011	0.011	< 0.011	0.011	< 0.010	0.01	< 0.010	0.01		
Heptachlor epoxide	1024-57-3	ug/L	0.03	< 0.009	0.009	< 0.010	0.01			< 0.011	0.011	< 0.011	0.011	< 0.010	0.01	< 0.010	0.01		
Methoxychlor	72-43-5	ug/L	35	< 0.094	0.094	< 0.095	0.095			< 0.11	0.11	< 0.11	0.11	< 0.10	0.1	< 0.10	0.1		
Toxaphene	8001-35-2	ug/L	0.06	< 0.19	0.19	< 0.19	0.19			< 0.22	0.22	< 0.22	0.22	< 0.20	0.2	< 0.20	0.2		
Polychlorinated Biphenyls - E608/SW8082A																			
PCB-1016	12674-11-2	ug/L	0.09	< 0.094	0.094	< 0.095	0.095			< 0.11	0.11	< 0.11	0.11	< 0.10	0.1	< 0.10	0.1		
PCB-1221	11104-28-2	ug/L	0.09	< 0.094	0.094	< 0.095	0.095			< 0.11	0.11	< 0.11	0.11	< 0.10	0.1	< 0.10	0.1		
PCB-1232	11141-16-5	ug/L	0.09	< 0.094	0.094	< 0.095	0.095			< 0.11	0.11	< 0.11	0.11	< 0.10	0.1	< 0.10	0.1		
PCB-1242	53469-21-9	ug/L	0.09	< 0.094	0.094	< 0.095	0.095			< 0.11	0.11	< 0.11	0.11	< 0.10	0.1	< 0.10	0.1		
PCB-1248	12672-29-6	ug/L	0.09	< 0.094	0.094	< 0.095	0.095			< 0.11	0.11	< 0.11	0.11	< 0.10	0.1	< 0.10	0.1		
PCB-1254	11097-69-1	ug/L	0.09	< 0.094	0.094	< 0.095	0.095			< 0.11	0.11	< 0.11	0.11	< 0.10	0.1	< 0.10	0.1		
PCB-1260	11096-82-5	ug/L	0.09	< 0.094	0.094	< 0.095	0.095			< 0.11	0.11	< 0.11	0.11	< 0.10	0.1	< 0.10	0.1		
PCB-1262	37324-23-5	ug/L		< 0.094	0.094	< 0.095	0.095			< 0.11	0.11	< 0.11	0.11	< 0.10	0.1	< 0.10	0.1		
PCB-1268	11100-14-4	ug/L		< 0.094	0.094	< 0.095	0.095			< 0.11	0.11	< 0.11	0.11	< 0.10	0.1	< 0.10	0.1		
Semivolatiles - SW8270D																			
1,2,4-Trichlorobenzene	120-82-1	ug/L		< 4.7	4.7	< 4.7	4.7	< 5.6	5.6			< 5.2	5.2	< 5.0	5	< 4.7	4.7		
1,2-Dichlorobenzene	95-50-1	ug/L		< 0.94	0.94	< 0.94	0.94	< 1.1	1.1			< 1.0	1	< 1.0	1	< 0.94	0.94		
1,2-Diphenylhydrazine	122-66-7	ug/L		< 4.7	4.7	< 4.7	4.7	< 5.6	5.6			< 5.2	5.2	< 5.0	5	< 4.7	4.7		
1,3-Dichlorobenzene	541-73-1	ug/L	3	< 0.94	0.94	< 0.94	0.94	< 1.1	1.1			< 1.0	1	< 1.0	1	< 0.94	0.94		
1,4-Dichlorobenzene	106-46-7	ug/L		< 0.94	0.94	< 0.94	0.94	< 1.1	1.1			< 1.0	1	< 1.0	1	< 0.94	0.94		
2,4,5-Trichlorophenol	95-95-4	ug/L	1	< 0.94	0.94	< 0.94	0.94	< 1.1	1.1			< 1.0	1	< 1.0	1	< 0.94	0.94		
2,4,6-Trichlorophenol	88-06-2	ug/L	1	< 0.94	0.94	< 0.94	0.94	< 1.1	1.1			< 1.0	1	< 1.0	1	< 0.94	0.94		
2,4-Dichlorophenol	120-83-2	ug/L	1	< 0.94	0.94	< 0.94	0.94	< 1.1	1.1			< 1.0	1	< 1.0	1	< 0.94	0.94		
2,4-Dimethylphenol	105-67-9	ug/L	1	< 0.94	0.94	< 0.94	0.94	< 1.1	1.1			< 1.0	1	< 1.0	1	< 0.94	0.94		
2,4-Dinitrophenol	51-28-5	ug/L	1	< 0.94	0.94	< 0.94	0.94	< 1.1	1.1			< 1.0	1	< 1.0	1	< 0.94	0.94		
2,4-Dinitrotoluene	121-14-2	ug/L	5	< 4.7	4.7	< 4.7	4.7	< 5.6	5.6			< 5.2	5.2	< 5.0	5	< 4.7	4.7		
2,6-Dinitrotoluene	606-20-2	ug/L	5	< 4.7	4.7	< 4.7	4.7	< 5.6	5.6			< 5.2	5.2	< 5.0	5	< 4.7	4.7		
2-Chloronaphthalene	91-58-7	ug/L	10	< 4.7	4.7	< 4.7	4.7	< 5.6	5.6			< 5.2	5.2	< 5.0	5	< 4.7	4.7		
2-Chlorophenol	95-57-8	ug/L	1	< 0.94	0.94	< 0.94	0.94	< 1.1	1.1			< 1.0	1	< 1.0	1	< 0.94	0.94		
2-Methylnaphthalene	91-57-6	ug/L		< 4.7	4.7	< 4.7	4.7	< 5.6	5.6			< 5.2	5.2	< 5.0	5	< 4.7	4.7		
2-Methylphenol (o-cresol)	95-48-7	ug/L	1	< 0.94	0.94	< 0.94	0.94	< 1.1	1.1			< 1.0	1	< 1.0	1	< 0.94	0.94		
2-Nitroaniline	88-74-4	ug/L	5	< 4.7	4.7	< 4.7	4.7	< 5.6	5.6			< 5.2	5.2	< 5.0	5	< 4.7	4.7		
2-Nitrophenol	88-75-5	ug/L	1	< 0.94	0.94	< 0.94	0.94	< 1.1	1.1			< 1.0	1	< 1.0	1	< 0.94	0.94		
3&4-Methylphenol (m&p-cresol)	PHNX - M&P CRESOL	ug/L		< 0.94	0.94	< 0.94	0.94	< 1.1	1.1			< 1.0	1	< 1.0	1	< 0.94	0.94		
3,3'-Dichlorobenzidine	91-94-1	ug/L	5	< 4.7	4.7	< 4.7	4.7	< 5.6	5.6			< 5.2	5.2	< 5.0	5	< 4.7	4.7		
3-Nitroaniline	99-09-2	ug/L	5	< 4.7	4.7	< 4.7	4.7	< 5.6	5.6			< 5.2	5.2	< 5.0	5	< 4.7	4.7		
4,6-Dinitro-2-methylphenol	534-52-1	ug/L	1	< 0.94	0.94	< 0.94	0.94	< 1.1	1.1			< 1.0	1	< 1.0	1	< 0.94	0.94		
4-Bromophenyl phenyl ether	101-55-3	ug/L		< 4.7	4.7	< 4.7	4.7	< 5.6	5.6			< 5.2	5.2	< 5.0	5	< 4.7	4.7		
4-Chloro-3-methylphenol	59-50-7	ug/L	1	< 0.94	0.94	< 0.94	0.94	< 1.1	1.1			< 1.0	1	< 1.0	1	< 0.94	0.94		
4-Chloroaniline	106-47-8	ug/L	5	< 3.3	3.3	< 3.3	3.3	< 3.9	3.9			< 3.6	3.6	< 3.5	3.5	< 3.3	3.3		
4-Chlorophenyl phenyl ether	7005-72-3	ug/L		< 4.7	4.7	< 4.7	4.7	< 5.6	5.6			< 5.2	5.2	< 5.0	5	< 4.7	4.7		
4-Nitroaniline	100-01-6	ug/L	5	< 4.7	4.7	< 4.7	4.7	< 5.6	5.6			< 5.2	5.2	< 5.0	5	< 4.7	4.7		
4-Nitrophenol	100-02-7	ug/L	1	< 0.94	0.94	< 0.94	0.94	< 1.1	1.1			< 1.0	1	< 1.0	1	< 0.94	0.94		
Acenaphthene	83-32-9	ug/L	20	< 4.7	4.7	< 4.7	4.7	< 5.6	5.6			< 5.2	5.2	< 5.0	5	< 4.7	4.7		
Acetophenone	98-86-2	ug/L		< 4.7	4.7	< 4.7	4.7	< 5.6	5.6			< 5.2	5.2	< 5.0	5	< 4.7	4.7		
Aniline	62-53-3	ug/L	5	< 3.3	3.3	< 3.3	3.3	< 3.9	3.9			< 3.6	3.6	< 3.5	3.5	< 3.3	3.3		
Anthracene	120-12-7	ug/L	50	< 4.7	4.7	< 4.7	4.7	< 5.6	5.6			< 5.2	5.2	< 5.0	5	< 4.7	4.7		
Benzidine	92-87-5	ug/L	5	< 4.2	4.2	< 4.2	4.2	< 5.1	5.1			< 4.7	4.7	< 4.5	4.5	< 4.2	4.2		
Benzoic acid	65-85-0	ug/L		< 23	23	< 23	23	< 28	28			< 26	26	< 25	25	< 24	24		
Benzyl butyl phthalate	85-68-7	ug/L	50	< 4.7	4.7	< 4.7	4.7	< 5.6	5.6			< 5.2	5.2	< 5.0	5	< 4.7	4.7		
Bis(2-chloroethoxy)methane	111-91-1	ug/L	5	< 4.7	4.7	< 4.7	4.7	< 5.6	5.6			< 5.2	5.2	< 5.0	5	< 4.7	4.7		
Bis(2-chloroethyl)ether	111-44-4	ug/L	1	< 0.94	0.94	< 0.94	0.94	< 1.1	1.1			< 1.0	1	< 1.0	1	< 0.94	0.94		
Bis(2-chloroisopropyl)ether	39638-32-9	ug/L		< 4.7	4.7	< 4.7	4.7	< 5.6	5.6			< 5.2	5.2	< 5.0	5	< 4.7	4.7		
Carbazole	86-74-8	ug/L		< 4.7	4.7	< 4.7	4.7	< 5.6	5.6			< 5.2	5.2	< 5.0	5	< 4.7	4.7		
Di-n-butylphthalate	84-74-2	ug/L	50	< 4.7	4.7	< 4.7	4.7	< 5.6	5.6			< 5.2	5.2	< 5.0	5	< 4.7	4.7		
Di-n-octylphthalate	117-84-0	ug/L	50	< 4.7	4.7	< 4.7	4.7	< 5.6	5.6			< 5.2	5.2	< 5.0	5	< 4.7	4.7		
Dibenzofuran	132-64-9	ug/L		< 4.7	4.7	< 4.7	4.7	< 5.6	5.6			< 5.2	5.2	< 5.0	5	< 4.7	4.7		
Diethyl phthalate	84-66-2	ug/L	50	< 4.7	4.7	< 4.7	4.7	< 5.6	5.6			< 5.2	5.2	< 5.0	5	< 4.7	4.7		
Dimethylphthalate	131-11-3	ug/L	50	< 4.7	4.7	< 4.7	4.7	< 5.6	5.6			< 5.2	5.2	< 5.0	5	< 4.7	4.7		
Fluoranthene	206-44-0	ug/L	50	< 4.7	4.7	< 4.7	4.7	< 5.6	5.6			< 5.2	5.2	< 5.0	5	< 4.7	4.7		
Fluorene	86-73-7	ug/L	50	< 4.7	4.7	< 4.7	4.7	< 5.6	5.6			< 5.2	5.2	< 5.0	5	< 4.7	4.7		
Hexachlorocyclopentadiene	77-47-4	ug/L	5	< 4.7	4.7	< 4.7	4.7	< 5.6	5.6			< 5.2	5.2	< 5.0	5	< 4.7	4.7		
Isophorone	78-59-1	ug/L	50	< 4.7	4.7	< 4.7	4.7	< 5.6	5.6			< 5.2	5.2	< 5.0	5	< 4.7	4.7		
N-Nitrosodi-n-propylamine	621-64-7	ug/L		< 4.7	4.7	< 4.7	4.7	< 5.6	5.6			< 5.2	5.2	< 5.0	5	< 4.7	4.7		
N-Nitrosodiphenylamine	86-30-6	ug/L	50	< 4.7	4.7	< 4.7	4.7	< 5.6	5.6			< 5.2	5.2	< 5.0	5	< 4.7	4.7		
Naphthalene	91-20-3	ug/L	10	< 4.7	4.7	< 4.7	4.7	< 5.6	5.6			< 5.2	5.2	< 5.0	5	< 4.7	4.7		
Phenol	108-95-2	ug/L	1	< 0.94	0.94	< 0.94	0.94	< 1.1	1.1			< 1.0	1	< 1.0	1	< 0.94	0.94		
Pyrene	129-00-0	ug/L	50	< 4.7	4.7	< 4.7	4.7	< 5.6	5.6			< 5.2	5.2	< 5.0	5	< 4.7	4.7		
Pyridine	110-86-1	ug/L	50	< 9.4	9.4	< 9.4	9.4	< 11	11			< 10	10	< 10	10	< 9.4	9.4		
Semivolatiles - SW8270D (SIM)																			
1,2,4,5-Tetrachlorobenzene	95-94-3	ug/L		< 0.47	0.47	< 0.47	0.47	< 0.56	0.56			< 0.52	0.52	< 0.50	0.5	< 0.47	0.47		
Acenaphthylene	208-96-8	ug/L		< 0.09	0.09	< 0.09	0.09	< 0.11	0.11			< 0.10	0.1	< 0.10	0.1	< 0.09	0.09		
Benz(a)anthracene	56-55-3	ug/L	0.002	0.02	0.02	< 0.02	0.02	0.18	0.02			< 0.02	0.02	0.14	0.02	< 0.02	0.02		
Benzo(a)pyrene	50-32-8	ug/L		< 0.02	0.02	< 0.02	0.02	0.16	0.02			< 0.02	0.02	0.13	0.02	< 0.02	0.02		
Benzo(b)fluoranthene	205-99-2	ug/L	0.002	< 0.02	0.02	< 0.02	0.02	0.14	0.02			< 0.02	0.02	0.12	0.02	< 0.02	0.02		

Benzo(ghi)perylene	191-24-2	ug/L		< 0.02	0.02	< 0.02	0.02	0.1	0.02		< 0.02	0.02	0.1	0.02	< 0.02	0.02			
Benzo(k)fluoranthene	207-08-9	ug/L	0.002	< 0.02	0.02	< 0.02	0.02	0.14	0.02		< 0.02	0.02	0.12	0.02	< 0.02	0.02			
Bis(2-ethylhexyl)phthalate	117-81-7	ug/L	5	< 0.94	0.94	< 0.94	0.94	< 1.1	1.1		< 1.0	1	< 1.0	1	< 0.94	0.94			
Chrysene	218-01-9	ug/L	0.002	0.02	0.02	< 0.02	0.02	0.16	0.02		< 0.02	0.02	0.13	0.02	< 0.02	0.02			
Dibenz(a,h)anthracene	53-70-3	ug/L		< 0.02	0.02	< 0.02	0.02	0.03	0.02		< 0.02	0.02	0.03	0.02	< 0.02	0.02			
Hexachlorobenzene	118-74-1	ug/L	0.04	< 0.02	0.02	< 0.02	0.02	< 0.02	0.02		< 0.02	0.02	< 0.02	0.02	< 0.02	0.02			
Hexachlorobutadiene	87-68-3	ug/L	0.5	< 0.38	0.38	< 0.38	0.38	< 0.45	0.45		< 0.42	0.42	< 0.40	0.4	< 0.38	0.38			
Hexachloroethane	67-72-1	ug/L	5	< 0.47	0.47	< 0.47	0.47	< 0.56	0.56		< 0.52	0.52	< 0.50	0.5	< 0.47	0.47			
Indeno(1,2,3-cd)pyrene	193-39-5	ug/L	0.002	< 0.02	0.02	< 0.02	0.02	0.09	0.02		< 0.02	0.02	0.08	0.02	< 0.02	0.02			
N-Nitrosodimethylamine	62-75-9	ug/L		< 0.09	0.09	< 0.09	0.09	< 0.11	0.11		< 0.10	0.1	< 0.10	0.1	< 0.09	0.09			
Nitrobenzene	98-95-3	ug/L	0.4	< 0.09	0.09	< 0.09	0.09	< 0.11	0.11		< 0.10	0.1	< 0.10	0.1	< 0.09	0.09			
Pentachloronitrobenzene	82-68-8	ug/L		< 0.09	0.09	< 0.09	0.09	< 0.11	0.11		< 0.10	0.1	< 0.10	0.1	< 0.09	0.09			
Pentachlorophenol	87-86-5	ug/L	1	< 0.09	0.09	< 0.09	0.09	< 0.11	0.11		< 0.10	0.1	< 0.10	0.1	< 0.09	0.09			
Phenanthrene	85-01-8	ug/L	50	< 0.09	0.09	< 0.09	0.09	0.13	0.11		< 0.10	0.1	< 0.10	0.1	< 0.09	0.09			
Volatiles - SW8260C																			
1,1,1,2-Tetrachloroethane	630-20-6	ug/L	5	< 1.0	1	< 1.0	1	< 1.0	1		< 1.0	1	< 1.0	1	< 1.0	1	< 1.0	1	
1,1,1-Trichloroethane	71-55-6	ug/L	5	< 5.0	5	< 5.0	5	< 5.0	5		< 5.0	5	< 5.0	5	< 5.0	5	< 5.0	5	
1,1,2,2-Tetrachloroethane	79-34-5	ug/L	5	< 1.0	1	< 1.0	1	< 1.0	1		< 1.0	1	< 1.0	1	< 1.0	1	< 1.0	1	
1,1,2-Trichloroethane	79-00-5	ug/L	1	< 1.0	1	< 1.0	1	< 1.0	1		< 1.0	1	< 1.0	1	< 1.0	1	< 1.0	1	
1,1-Dichloroethane	75-34-3	ug/L	5	< 5.0	5	< 5.0	5	< 5.0	5		< 5.0	5	< 5.0	5	< 5.0	5	< 5.0	5	
1,1-Dichloroethene	75-35-4	ug/L	5	< 1.0	1	< 1.0	1	< 1.0	1		< 1.0	1	< 1.0	1	< 1.0	1	< 1.0	1	
1,1-Dichloropropene	563-58-6	ug/L	5	< 1.0	1	< 1.0	1	< 1.0	1		< 1.0	1	< 1.0	1	< 1.0	1	< 1.0	1	
1,2,3-Trichlorobenzene	87-61-6	ug/L		< 1.0	1	< 1.0	1	< 1.0	1		< 1.0	1	< 1.0	1	< 1.0	1	< 1.0	1	
1,2,3-Trichloropropane	96-18-4	ug/L	0.04	< 1.0	1	< 1.0	1	< 1.0	1		< 1.0	1	< 1.0	1	< 1.0	1	< 1.0	1	
1,2,4-Trichlorobenzene	120-82-1	ug/L		< 1.0	1	< 1.0	1	< 1.0	1		< 1.0	1	< 1.0	1	< 1.0	1	< 1.0	1	
1,2,4-Trimethylbenzene	95-63-6	ug/L	5	< 1.0	1	< 1.0	1	< 1.0	1		< 1.0	1	< 1.0	1	< 1.0	1	< 1.0	1	
1,2-Dibromo-3-chloropropane	96-12-8	ug/L	0.04	< 1.0	1	< 1.0	1	< 1.0	1		< 1.0	1	< 1.0	1	< 1.0	1	< 1.0	1	
1,2-Dibromoethane	106-93-4	ug/L	0.0006	< 1.0	1	< 1.0	1	< 1.0	1		< 1.0	1	< 1.0	1	< 1.0	1	< 1.0	1	
1,2-Dichlorobenzene	95-50-1	ug/L		< 1.0	1	< 1.0	1	< 1.0	1		< 1.0	1	< 1.0	1	< 1.0	1	< 1.0	1	
1,2-Dichloroethane	107-06-2	ug/L	0.6	< 0.60	0.6	< 0.60	0.6	< 0.60	0.6		< 0.60	0.6	< 0.60	0.6	< 0.60	0.6	< 0.60	0.6	
1,2-Dichloropropane	78-87-5	ug/L	1	< 1.0	1	< 1.0	1	< 1.0	1		< 1.0	1	< 1.0	1	< 1.0	1	< 1.0	1	
1,3,5-Trimethylbenzene	108-67-8	ug/L	5	< 1.0	1	< 1.0	1	< 1.0	1		< 1.0	1	< 1.0	1	< 1.0	1	< 1.0	1	
1,3-Dichlorobenzene	541-73-1	ug/L	3	0.26	1	0.27	1	0.48	1		0.99	1	0.3	1	1.4	1	< 1.0	1	
1,3-Dichloropropane	142-28-9	ug/L	5	< 1.0	1	< 1.0	1	< 1.0	1		< 1.0	1	< 1.0	1	< 1.0	1	< 1.0	1	
1,4-Dichlorobenzene	106-46-7	ug/L		< 1.0	1	< 1.0	1	< 1.0	1		< 1.0	1	< 1.0	1	< 1.0	1	< 1.0	1	
2,2-Dichloropropane	594-20-7	ug/L	5	< 1.0	1	< 1.0	1	< 1.0	1		< 1.0	1	< 1.0	1	< 1.0	1	< 1.0	1	
2-Chlorotoluene	95-49-8	ug/L	5	< 1.0	1	< 1.0	1	< 1.0	1		< 1.0	1	< 1.0	1	< 1.0	1	< 1.0	1	
2-Hexanone	591-78-6	ug/L	50	< 2.5	2.5	< 2.5	2.5	< 2.5	2.5		< 2.5	2.5	< 2.5	2.5	< 2.5	2.5	< 2.5	2.5	
2-Isopropyltoluene	527-84-4	ug/L	5	< 1.0	1	< 1.0	1	< 1.0	1		< 1.0	1	< 1.0	1	< 1.0	1	< 1.0	1	
4-Chlorotoluene	106-43-4	ug/L	5	< 1.0	1	< 1.0	1	< 1.0	1		< 1.0	1	< 1.0	1	< 1.0	1	< 1.0	1	
4-Methyl-2-pentanone	108-10-1	ug/L		< 2.5	2.5	< 2.5	2.5	< 2.5	2.5		< 2.5	2.5	< 2.5	2.5	< 2.5	2.5	< 2.5	2.5	
Acetone	67-64-1	ug/L	50	< 5.0	5	< 5.0	5	3.1	5		5.2	5	< 5.0	5	3.7	5	< 5.0	5	
Acrolein	107-02-8	ug/L	5	< 5.0	5	< 5.0	5	< 5.0	5		< 5.0	5	< 5.0	5	< 5.0	5	< 5.0	5	
Acrylonitrile	107-13-1	ug/L	5	< 5.0	5	< 5.0	5	< 5.0	5		< 5.0	5	< 5.0	5	< 5.0	5	< 5.0	5	
Benzene	71-43-2	ug/L	1	< 0.70	0.7	< 0.70	0.7	< 0.70	0.7		< 0.70	0.7	< 0.70	0.7	< 0.70	0.7	< 0.70	0.7	
Bromobenzene	108-86-1	ug/L	5	< 1.0	1	< 1.0	1	< 1.0	1		< 1.0	1	< 1.0	1	< 1.0	1	< 1.0	1	
Bromochloromethane	74-97-5	ug/L	5	< 1.0	1	< 1.0	1	< 1.0	1		< 1.0	1	< 1.0	1	< 1.0	1	< 1.0	1	
Bromodichloromethane	75-27-4	ug/L	50	< 1.0	1	< 1.0	1	< 1.0	1		< 1.0	1	< 1.0	1	< 1.0	1	< 1.0	1	
Bromoform	75-25-2	ug/L	50	< 5.0	5	< 5.0	5	< 5.0	5		< 5.0	5	< 5.0	5	< 5.0	5	< 5.0	5	
Bromomethane	74-83-9	ug/L	5	< 5.0	5	< 5.0	5	< 5.0	5		< 5.0	5	< 5.0	5	< 5.0	5	< 5.0	5	
Carbon Disulfide	75-15-0	ug/L		< 1.0	1	< 1.0	1	< 1.0	1		< 1.0	1	< 1.0	1	< 1.0	1	< 1.0	1	
Carbon tetrachloride	56-23-5	ug/L	5	< 1.0	1	< 1.0	1	< 1.0	1		< 1.0	1	< 1.0	1	< 1.0	1	< 1.0	1	
Chlorobenzene	108-90-7	ug/L	5	< 5.0	5	< 5.0	5	< 5.0	5		< 5.0	5	< 5.0	5	< 5.0	5	< 5.0	5	
Chloroethane	75-00-3	ug/L	5	< 5.0	5	< 5.0	5	< 5.0	5		< 5.0	5	< 5.0	5	< 5.0	5	< 5.0	5	
Chloroform	67-66-3	ug/L	7	< 5.0	5	< 5.0	5	< 5.0	5		< 5.0	5	< 5.0	5	< 5.0	5	< 5.0	5	
Chloromethane	74-87-3	ug/L	5	< 5.0	5	< 5.0	5	< 5.0	5		< 5.0	5	< 5.0	5	< 5.0	5	< 5.0	5	
cis-1,2-Dichloroethene	156-59-2	ug/L	5	< 1.0	1	< 1.0	1	< 1.0	1		< 1.0	1	< 1.0	1	< 1.0	1	< 1.0	1	
cis-1,3-Dichloropropene	10061-01-5	ug/L	0.4	< 0.40	0.4	< 0.40	0.4	< 0.40	0.4		< 0.40	0.4	< 0.40	0.4	< 0.40	0.4	< 0.40	0.4	
Dibromochloromethane	124-48-1	ug/L	50	< 1.0	1	< 1.0	1	< 1.0	1		< 1.0	1	< 1.0	1	< 1.0	1	< 1.0	1	
Dibromomethane	74-95-3	ug/L	5	< 1.0	1	< 1.0	1	< 1.0	1		< 1.0	1	< 1.0	1	< 1.0	1	< 1.0	1	
Dichlorodifluoromethane	75-71-8	ug/L	5	< 1.0	1	< 1.0	1	< 1.0	1		< 1.0	1	0.85	1	< 1.0	1	< 1.0	1	
Ethylbenzene	100-41-4	ug/L	5	< 1.0	1	< 1.0	1	< 1.0	1		< 1.0	1	< 1.0	1	< 1.0	1	< 1.0	1	
Hexachlorobutadiene	87-68-3	ug/L	0.5	< 0.50	0.5	< 0.50	0.5	< 0.50	0.5		< 0.50	0.5	< 0.50	0.5	< 0.50	0.5	< 0.50	0.5	
Isopropylbenzene	98-82-8	ug/L	5	< 1.0	1	< 1.0	1	< 1.0	1		< 1.0	1	< 1.0	1	< 1.0	1	< 1.0	1	
m&p-Xylene	179601-23-1	ug/L		< 1.0	1	< 1.0	1	< 1.0	1		< 1.0	1	< 1.0	1	< 1.0	1	< 1.0	1	
Methyl ethyl ketone	78-93-3	ug/L	50	< 2.5	2.5	< 2.5	2.5	< 2.5	2.5		< 2.5	2.5	< 2.5	2.5	< 2.5	2.5	< 2.5	2.5	
Methyl t-butyl ether (MTBE)	1634-04-4	ug/L		< 1.0	1	< 1.0	1	< 1.0	1		< 1.0	1	< 1.0	1	< 1.0	1	< 1.0	1	
Methylene chloride	75-09-2	ug/L	5	< 3.0	3	< 3.0	3	< 3.0	3		< 3.0	3	< 3.0	3	< 3.0	3	< 3.0	3	
n-Butylbenzene	104-51-8	ug/L	5	< 1.0	1	< 1.0	1	< 1.0	1		< 1.0	1	< 1.0	1	< 1.0	1	< 1.0	1	
n-Propylbenzene	103-65-1	ug/L	5	< 1.0	1	< 1.0	1	< 1.0	1		< 1.0	1	< 1.0	1	< 1.0	1	< 1.0	1	
Naphthalene	91-20-3	ug/L	10	< 1.0	1	< 1.0	1	< 1.0	1		< 1.0	1	< 1.0	1	< 1.0	1	< 1.0	1	
o-Xylene	95-47-6	ug/L	5	< 1.0	1	< 1.0	1	< 1.0	1		< 1.0	1	< 1.0	1	< 1.0	1	< 1.0	1	
p-Isopropyltoluene	99-87-6	ug/L	5	< 1.0	1	< 1.0	1	< 1.0	1		< 1.0	1	< 1.0	1	< 1.0	1	< 1.0	1	
sec-Butylbenzene	135-98-8	ug/L	5	< 1.0	1	< 1.0	1	< 1.0	1		< 1.0	1	< 1.0	1	< 1.0	1	< 1.0	1	
Styrene	100-42-5	ug/L	5	< 1.0	1	< 1.0	1	< 1.0	1		< 1.0	1	< 1.0	1	< 1.0	1	< 1.0	1	
tert-Butylbenzene	98-06-6	ug/L	5	< 1.0	1	< 1.0	1	< 1.0	1		< 1.0	1	< 1.0	1	< 1.0	1	< 1.0	1	
Tetrachloroethene	127-18-4	ug/L	5	< 1.0	1	< 1.0	1	< 1.0	1		< 1.0	1	< 1.0	1	< 1.0	1	< 1.0	1	
Tetrahydrofuran (THF)	109-99-9	ug/L	50	< 5.0	5	< 5.0	5	< 5.0	5		< 5.0	5	< 5.0	5	< 5.0	5	< 5.0	5	
Toluene	108-88-3	ug/L	5	< 1.0	1	< 1.0	1	< 1.0	1		< 1.0	1	< 1.0	1	< 1.0	1	< 1.0	1	
trans-1,2-Dichloroethene	156-60-5	ug/L	5	< 5.0	5	< 5.0	5	< 5.0	5		< 5.0	5	< 5.0	5	< 5.0	5	< 5.0	5	
trans-1,3-Dichloropropene	10061-02-6	ug/L	0.4	< 0.40	0.4	< 0.40	0.4	< 0.40	0.4		< 0.40	0.4	< 0.40	0.4	< 0.40	0.4	< 0.40	0.4	
trans-1,4-dichloro-2-butene	110-57-6	ug/L	5	< 2.5	2.5	< 2.5	2.5	< 2.5	2.5		< 2.5	2.5	< 2.5	2.5	< 2.5	2.5	< 2.5	2.5	
Trichloroethene	79-01-6	ug/L	5	< 1.0	1	< 1.0	1	< 1.0	1		< 1.0	1	< 1.0	1	< 1.0	1	< 1.0	1	
Trichlorofluoromethane	75-69-4	ug/L	5	< 1.0	1	< 1.0	1	< 1.0	1		< 1.0	1	17	1	0.28	1	< 1.0	1	
Trichlorotrifluoroethane	76-13-1	ug/L	5	< 1.0	1	< 1.0	1	< 1.0	1		< 1.0	1	< 1.0	1	< 1.0	1	< 1.0	1	
Vinyl chloride	75-01-4	ug/L	2	< 1.0	1	< 1.0	1	< 1.0	1		< 1.0	1	< 1.0	1	< 1.0	1	< 1.0	1	

Result Detected

RL Exceeds Criteria

Result Exceeds Criteria

Phoenix Environmental Laboratories, Inc.
587 East Middle Turnpike
P.O. Box 370
Manchester, CT 06040
(860) 645-1102

Project Id : 125 BATH ST

	Lab Sample Id		CC81347				CC81348				CC81349				CC81350			
	Collection Date		3/29/2019				3/29/2019				3/29/2019				3/29/2019			
	Client Id		3S				IA				IA DUP				OA			
	Matrix		Air				Air				Air				Air			
	CAS	Units	Result	RL	Qual	MDL	Result	RL	Qual	MDL	Result	RL	Qual	MDL	Result	RL	Qual	MDL
Volatiles (TO15) By TO15																		
1,1,1,2-Tetrachloroethane	630-20-6	ug/m3	< 1.00	1.00	U	1.00	< 1.00	1.00	U	1.00	< 1.00	1.00	U	1.00	< 1.00	1.00	U	1.00
1,1,1-Trichloroethane	71-55-6	ug/m3	< 1.00	1.00	U	1.00	< 1.00	1.00	U	1.00	< 1.00	1.00	U	1.00	< 1.00	1.00	U	1.00
1,1,2,2-Tetrachloroethane	79-34-5	ug/m3	< 1.00	1.00	U	1.00	< 1.00	1.00	U	1.00	< 1.00	1.00	U	1.00	< 1.00	1.00	U	1.00
1,1,2-Trichloroethane	79-00-5	ug/m3	< 1.00	1.00	U	1.00	< 1.00	1.00	U	1.00	< 1.00	1.00	U	1.00	< 1.00	1.00	U	1.00
1,1-Dichloroethane	75-34-3	ug/m3	< 1.00	1.00	U	1.00	< 1.00	1.00	U	1.00	< 1.00	1.00	U	1.00	< 1.00	1.00	U	1.00
1,1-Dichloroethene	75-35-4	ug/m3	< 0.20	0.20	U	0.20	< 0.20	0.20	U	0.20	< 0.20	0.20	U	0.20	< 0.20	0.20	U	0.20
1,2,4-Trichlorobenzene	120-82-1	ug/m3	< 1.00	1.00	U	1.00	< 1.00	1.00	U	1.00	< 1.00	1.00	U	1.00	< 1.00	1.00	U	1.00
1,2,4-Trimethylbenzene	95-63-6	ug/m3	< 1.00	1.00	U	1.00	< 1.00	1.00	U	1.00	< 1.00	1.00	U	1.00	< 1.00	1.00	U	1.00
1,2-Dibromoethane(EDB)	106-93-4	ug/m3	< 1.00	1.00	U	1.00	< 1.00	1.00	U	1.00	< 1.00	1.00	U	1.00	< 1.00	1.00	U	1.00
1,2-Dichlorobenzene	95-50-1	ug/m3	< 1.00	1.00	U	1.00	< 1.00	1.00	U	1.00	< 1.00	1.00	U	1.00	< 1.00	1.00	U	1.00
1,2-Dichloroethane	107-06-2	ug/m3	< 1.00	1.00	U	1.00	< 1.00	1.00	U	1.00	< 1.00	1.00	U	1.00	< 1.00	1.00	U	1.00
1,2-dichloropropane	78-87-5	ug/m3	< 1.00	1.00	U	1.00	< 1.00	1.00	U	1.00	< 1.00	1.00	U	1.00	< 1.00	1.00	U	1.00
1,2-Dichlorotetrafluoroethane	76-14-2	ug/m3	< 1.00	1.00	U	1.00	< 1.00	1.00	U	1.00	< 1.00	1.00	U	1.00	< 1.00	1.00	U	1.00
1,3,5-Trimethylbenzene	108-67-8	ug/m3	< 1.00	1.00	U	1.00	< 1.00	1.00	U	1.00	< 1.00	1.00	U	1.00	< 1.00	1.00	U	1.00
1,3-Butadiene	106-99-0	ug/m3	< 1.00	1.00	U	1.00	< 1.00	1.00	U	1.00	< 1.00	1.00	U	1.00	< 1.00	1.00	U	1.00
1,3-Dichlorobenzene	541-73-1	ug/m3	< 1.00	1.00	U	1.00	< 1.00	1.00	U	1.00	< 1.00	1.00	U	1.00	< 1.00	1.00	U	1.00
1,4-Dichlorobenzene	106-46-7	ug/m3	< 1.00	1.00	U	1.00	< 1.00	1.00	U	1.00	< 1.00	1.00	U	1.00	< 1.00	1.00	U	1.00
1,4-Dioxane	123-91-1	ug/m3	< 1.00	1.00	U	1.00	< 1.00	1.00	U	1.00	< 1.00	1.00	U	1.00	< 1.00	1.00	U	1.00
2-Hexanone(MBK)	591-78-6	ug/m3	< 1.00	1.00	U	1.00	< 1.00	1.00	U	1.00	< 1.00	1.00	U	1.00	< 1.00	1.00	U	1.00
4-Ethyltoluene	622-96-8	ug/m3	< 1.00	1.00	U	1.00	< 1.00	1.00	U	1.00	< 1.00	1.00	U	1.00	< 1.00	1.00	U	1.00
4-Isopropyltoluene	99-87-6	ug/m3	< 1.00	1.00	U	1.00	< 1.00	1.00	U	1.00	< 1.00	1.00	U	1.00	< 1.00	1.00	U	1.00
4-Methyl-2-pentanone(MIBK)	108-10-1	ug/m3	< 1.00	1.00	U	1.00	< 1.00	1.00	U	1.00	< 1.00	1.00	U	1.00	< 1.00	1.00	U	1.00
Acetone	67-64-1	ug/m3	48	1.00		1.00	3.96	1.00		1.00	3.63	1.00		1.00	3.42	1.00		1.00
Acrylonitrile	107-13-1	ug/m3	< 1.00	1.00	U	1.00	< 1.00	1.00	U	1.00	< 1.00	1.00	U	1.00	< 1.00	1.00	U	1.00
Benzene	71-43-2	ug/m3	< 1.00	1.00	U	1.00	< 1.00	1.00	U	1.00	< 1.00	1.00	U	1.00	< 1.00	1.00	U	1.00
Benzyl chloride	100-44-7	ug/m3	< 1.00	1.00	U	1.00	< 1.00	1.00	U	1.00	< 1.00	1.00	U	1.00	< 1.00	1.00	U	1.00
Bromodichloromethane	75-27-4	ug/m3	< 1.00	1.00	U	1.00	< 1.00	1.00	U	1.00	< 1.00	1.00	U	1.00	< 1.00	1.00	U	1.00
Bromoform	75-25-2	ug/m3	< 1.00	1.00	U	1.00	< 1.00	1.00	U	1.00	< 1.00	1.00	U	1.00	< 1.00	1.00	U	1.00
Bromomethane	74-83-9	ug/m3	< 1.00	1.00	U	1.00	< 1.00	1.00	U	1.00	< 1.00	1.00	U	1.00	< 1.00	1.00	U	1.00
Carbon Disulfide	75-15-0	ug/m3	4.61	1.00		1.00	< 1.00	1.00	U	1.00	< 1.00	1.00	U	1.00	< 1.00	1.00	U	1.00
Carbon Tetrachloride	56-23-5	ug/m3	0.21	0.20		0.20	0.4	0.20		0.20	0.37	0.20		0.20	0.43	0.20		0.20
Chlorobenzene	108-90-7	ug/m3	< 1.00	1.00	U	1.00	< 1.00	1.00	U	1.00	< 1.00	1.00	U	1.00	< 1.00	1.00	U	1.00
Chloroethane	75-00-3	ug/m3	< 1.00	1.00	U	1.00	< 1.00	1.00	U	1.00	< 1.00	1.00	U	1.00	< 1.00	1.00	U	1.00
Chloroform	67-66-3	ug/m3	< 1.00	1.00	U	1.00	< 1.00	1.00	U	1.00	< 1.00	1.00	U	1.00	< 1.00	1.00	U	1.00
Chloromethane	74-87-3	ug/m3	< 1.00	1.00	U	1.00	< 1.00	1.00	U	1.00	< 1.00	1.00	U	1.00	1.14	1.00		1.00
Cis-1,2-Dichloroethene	156-59-2	ug/m3	< 0.20	0.20	U	0.20	< 0.20	0.20	U	0.20	< 0.20	0.20	U	0.20	< 0.20	0.20	U	0.20
cis-1,3-Dichloropropene	10061-01-5	ug/m3	< 1.00	1.00	U	1.00	< 1.00	1.00	U	1.00	< 1.00	1.00	U	1.00	< 1.00	1.00	U	1.00
Cyclohexane	110-82-7	ug/m3	< 1.00	1.00	U	1.00	< 1.00	1.00	U	1.00	< 1.00	1.00	U	1.00	< 1.00	1.00	U	1.00
Dibromochloromethane	124-48-1	ug/m3	< 1.00	1.00	U	1.00	< 1.00	1.00	U	1.00	< 1.00	1.00	U	1.00	< 1.00	1.00	U	1.00
Dichlorodifluoromethane	75-71-8	ug/m3	3.99	1.00		1.00	2.14	1.00		1.00	2.02	1.00		1.00	2.07	1.00		1.00
Ethanol	64-17-5	ug/m3	241	1.00	E	1.00	2.35	1.00		1.00	2.28	1.00		1.00	7.55	1.00		1.00
Ethyl acetate	141-78-6	ug/m3	< 1.00	1.00	U	1.00	< 1.00	1.00	U	1.00	< 1.00	1.00	U	1.00	< 1.00	1.00	U	1.00
Ethylbenzene	100-41-4	ug/m3	< 1.00	1.00	U	1.00	< 1.00	1.00	U	1.00	< 1.00	1.00	U	1.00	< 1.00	1.00	U	1.00
Heptane	142-82-5	ug/m3	< 1.00	1.00	U	1.00	< 1.00	1.00	U	1.00	< 1.00	1.00	U	1.00	< 1.00	1.00	U	1.00
Hexachlorobutadiene	87-68-3	ug/m3	< 1.00	1.00	U	1.00	< 1.00	1.00	U	1.00	< 1.00	1.00	U	1.00	< 1.00	1.00	U	1.00
Hexane	110-54-3	ug/m3	< 1.00	1.00	U	1.00	< 1.00	1.00	U	1.00	< 1.00	1.00	U	1.00	< 1.00	1.00	U	1.00
Isopropylalcohol	67-63-0	ug/m3	7.12	1.00		1.00	< 1.00	1.00	U	1.00	< 1.00	1.00	U	1.00	1.03	1.00		1.00
Isopropylbenzene	98-82-8	ug/m3	< 1.00	1.00	U	1.00	< 1.00	1.00	U	1.00	< 1.00	1.00	U	1.00	< 1.00	1.00	U	1.00
m,p-Xylene	179601-23-1	ug/m3	< 1.00	1.00	U	1.00	< 1.00	1.00	U	1.00	< 1.00	1.00	U	1.00	< 1.00	1.00	U	1.00
Methyl Ethyl Ketone	78-93-3	ug/m3	2.62	1.00		1.00	< 1.00	1.00	U	1.00	< 1.00	1.00	U	1.00	< 1.00	1.00	U	1.00
Methyl tert-butyl ether(MTBE)	1634-04-4	ug/m3	< 1.00	1.00	U	1.00	< 1.00	1.00	U	1.00	< 1.00	1.00	U	1.00	< 1.00	1.00	U	1.00
Methylene Chloride	75-09-2	ug/m3	< 3.00	3.00	U	3.00	< 3.00	3.00	U	3.00	< 3.00	3.00	U	3.00	< 3.00	3.00	U	3.00
n-Butylbenzene	104-51-8	ug/m3	< 1.00	1.00	U	1.00	< 1.00	1.00	U	1.00	< 1.00	1.00	U	1.00	< 1.00	1.00	U	1.00
o-Xylene	95-47-6	ug/m3	< 1.00	1.00	U	1.00	< 1.00	1.00	U	1.00	< 1.00	1.00	U	1.00	< 1.00	1.00	U	1.00
Propylene	115-07-1	ug/m3	< 1.00	1.00	U	1.00	< 1.00	1.00	U	1.00	< 1.00	1.00	U	1.00	< 1.00	1.00	U	1.00
sec-Butylbenzene	135-98-8	ug/m3	< 1.00	1.00	U	1.00	< 1.00	1.00	U	1.00	< 1.00	1.00	U	1.00	< 1.00	1.00	U	1.00
Styrene	100-42-5	ug/m3	< 1.00	1.00	U	1.00	< 1.00	1.00	U	1.00	< 1.00	1.00	U	1.00	< 1.00	1.00	U	1.00
Tetrachloroethene	127-18-4	ug/m3	< 0.25	0.25	U	0.25	< 0.25	0.25	U	0.25	< 0.25	0.25	U	0.25	< 0.25	0.25	U	0.25
Tetrahydrofuran	109-99-9	ug/m3	< 1.00	1.00	U	1.00	< 1.00	1.00	U	1.00	< 1.00	1.00	U	1.00	< 1.00	1.00	U	1.00
Toluene	108-88-3	ug/m3	1.33	1.00		1.00	< 1.00	1.00	U	1.00	< 1.00	1.00	U	1.00	< 1.00	1.00	U	1.00
Trans-1,2-Dichloroethene	156-60-5	ug/m3	< 1.00	1.00	U	1.00	< 1.00	1.00	U	1.00	< 1.00	1.00	U	1.00	< 1.00	1.00	U	1.00
trans-1,3-Dichloropropene	10061-02-6	ug/m3	< 1.00	1.00	U	1.00	< 1.00	1.00	U	1.00	< 1.00	1.00	U	1.00	< 1.00	1.00	U	1.00
Trichloroethene	79-01-6	ug/m3	< 0.20	0.20	U	0.20	< 0.20	0.20	U	0.20	< 0.20	0.20	U	0.20	< 0.20	0.20	U	0.20
Trichlorofluoromethane	75-69-4	ug/m3	26.3	1.00		1.00	11.5	1.00		1.00	11.1	1.00		1.00	1.61	1.00		1.00
Trichlorotrifluoroethane	76-13-1	ug/m3	1.14	1.00		1.00	1.07	1.00		1.00	< 1.00	1.00	U	1.00	< 1.00	1.00	U	1.00
Vinyl Chloride	75-01-4	ug/m3	< 0.20	0.20	U	0.20	< 0.20	0.20	U	0.20	< 0.20	0.20	U	0.20	< 0.20	0.20	U	0.20

Qualifiers

U — The compound was anlayzed for but not detected at or above the MDL.
The number immediately preceding the "U" represents the PQL reporting level corrected for percent solids, weight and/or volume calculations, and dilution factors.

J — The value is estimated. This flag is used
a) on form 1 when the compound is reported above the MDL, but below the PQL, and
b) on the Tentatively Identified Compounds (TIC) form for all compounds identified.

N — The concentration is based on the response fo the nearest internal. This flag is used on the TIC form for all compounds identified.

S — This compound is a solvent that is used in the laboratory. Laboratory contamination is suspected if concentration is less than five times the reporting level.

D — The reported concentration is the result of a diluted analysis.

(*) — See report for comment.

Result Detected

Soil Vapor / Indoor Air Matrix A

Trichloroethene (TCE), cis-1,2-Dichloroethene (c 1 2-DCE), 1,1-Dichloroethene (1 1-DCE) & Caron Tetrachloride

125 Bath Street Ballston Spa, New York
NYSDEC BCP Site No. C546055

	Indoor Air Concentration of Compound (mcg/m³)		
Sub-Slab Vapor Concentration of Compound (mcg/m³)	< 0.2	0.2 to < 1.0	1.0 and above
< 6	1. No Further Action	2. No Further Action	3. Identify Source(s) and Resample or Mitigate
6 to < 60	4. No Further Action	5. Monitor	6. Mitigate
60 and above	7. Mitigate	8. Mitigate	9. Mitigate

Sample Location	Compound	Indoor Air (mcg/m³)	Sub-Slab Vapor (mcg/m³)	Matix Action
Former Maintenance Shop	TCE	<0.20	<0.20	**1**
Former Maintenance Shop	c 1 2 - DCE	<1.00	<1.00	**1**
Former Maintenance Shop	1 1 - DCE	<1.00	<1.00	**1**
Former Maintenance Shop	Carbon Tetrachloride	0.21	0.4	**2**

Note: The March 2019 Outdoor Air sample was reported to contain Carbon Terachloride at a concetration of 0.43 ug/m^3.

Soil Vapor / Indoor Air Matrix B

Tetrachloroethene (PCE), 1,1,1-Trichloroethane (1 1 1 - TCA), Methylene Chloride

125 Bath Street Ballston Spa, New York
NYSDEC BCP Site No. C546055

	Indoor Air Concentration of Compound (mcg/m³)		
Sub-Slab Vapor Concentration of Compound (mcg/m³)	< 3.0	3.0 to < 10.0	10.0 and above
< 100	1. No Further Action	2. No Further Action	3. Identify Source(s) and Resample or Mitigate
100 to < 1,000	4. No Further Action	5. Monitor	6. Mitigate
1,000 and above	7. Mitigate	8. Mitigate	9. Mitigate

Sample Location	Compound	Indoor Air (mcg/m³)	Sub-Slab Vapor (mcg/m³)	Matix Action
Former Maintenance Shop	PCE	<0.25	<0.25	**1**
Former Maintenance Shop	1 1 1 - TCA	<1.00	<1.00	**1**
Former Maintenance Shop	Methylene Chloride	<3.00	<3.00	**1**

Soil Vapor / Indoor Air Matrix C

Vinyl Chloride

125 Bath Street Ballston Spa, New York
NYSDEC BCP Site No. C546055

	Indoor Air Concentration of Compound (mcg/m³)	
Sub-Slab Vapor Concentration of Compound (mcg/m³)	< 0.2	0.2 and above
< 6	1. No Further Action	2. Identify Source(s) and Resample or Mitigate
6 to < 60	3. Monitor	4. Mitigate
60 and above	5. Mitigate	6. Mitigate

Sample Location	Indoor Air (mcg/m³)	Sub-Slab Vapor (mcg/m³)	Matix Action
Former Maintenance Shop	<0.20	<0.20	1

PHOENIX
Environmental Laboratories, Inc.

587 East Middle Turnpike, P.O. Box 370, Manchester, CT 06040
Telephone: 860.645.1102 • Fax: 860.645.0823

NY ANALYTICAL SERVICES PROTOCOL DATA PACKAGE

NETC

125 BATH STREET

GBY06958

Ver 1

Data Package Table of Contents

GBY06958 Analytical Report 12
- Cover Letter 12
- Project Summary 13
- SDG Comments 24
- Analytical Report 25
- QA/QC Report 79
- Sample Criteria Audit Report 86
- NY Temp Narration 91
- COC-GBY06958.pdf 92
- Add on-GBY06958.pdf 94

GBY06958 Semi-Volatiles Soil V1 96
- Organic Flags 97
- Non-Conformance Summary 98
- Monitoring Compound Recovery (Form 2) 101
- Spike Recovery (Form 3) 102
  - BY06962 LCS/LCSD 102
  - BY06962 MS/MSD 106
- Method Blank Summary (Form 4) 110
- Tune Summary (Form 5) 111
  - CHEM06 - 0424_01.D 111
  - CHEM06 - 0424_11.D 113
  - CHEM27 - 0419_01B.D 115
  - CHEM27 - 0425_01.D 117
- Internal Standard (Form 8) 119
  - CHEM06 - 04/24/17 09:11 119
  - CHEM06 - 04/24/17 21:02 121
  - CHEM27 - 04/19/17 10:44 123
  - CHEM27 - 04/25/17 08:30 125
- Analysis Data Sheet (Form 1) 127
  - BY06958 / B4-1 S-1 127
  - BY06959 / B4-1 S-2 140
  - BY06961 / B3-2 S-1 145
  - BY06962 / B3-2 S-2 159
  - BY06966 / B2-1 S-1 10X 165
  - BY06969 / SW-1 S-3 179
  - BY06970 / MW-6 S-1 184

BY06975 / FD-4 S-1 195
BY06980 / FD-1 209
Initial Calibration Summary (Form 6) 219
CHEM06 - 04/24/17 219
CHEM27 - 04/19/17 247
Continuing Calibration Summary (Form 7) 275
CHEM06 - 04/24/17 21:02 275
CHEM06 - 04/25/17 08:16 283
CHEM27 - 04/25/17 08:30 291
CHEM27 - 04/25/17 17:53 299
Analysis Data Sheet QC (Form 1) 307
BY06962 LCS 307
BY06962 LCSD 313
BY06962 MS 319
BY06962 MSD 325
BY06962 BLANK 331
Injection Log 336
Injection Log - CHEM06 04/24/17 336
Injection Log - CHEM27 04/19/17 337
Injection Log - CHEM27 04/25/17 338
Prep Batch Report 339
GBY06958 Volatiles Soil V1 340
Organic Flags 341
Non-Conformance Summary 342
Monitoring Compound Recovery (Form 2) 345
BY06962 - Batch 384030 345
BY08831 - Batch 384212 346
BY09784 - Batch 384401 347
Spike Recovery (Form 3) 348
BY06962 LCS/LCSD 348
BY06962 MS/MSD 352
BY08831 LCS/LCSD 356
BY08831 MS/MSD 360
BY09784 LCS/LCSD 364
BY09784 MS/MSD 365
Method Blank Summary (Form 4) 366
BY06962 BLK - Batch 384030 04/24/17 22:22 366
BY08831 BLK - Batch 384212 04/25/17 11:07 367

BY09784 BLK - Batch 384401 04/26/17 11:13 368
Tune Summary (Form 5) 369
CHEM18 - 0421M07.D 369
CHEM18 - 0424M11.D 371
CHEM18 - 0425M02.D 373
CHEM18 - 0426M02.D 375
Internal Standard (Form 8) 377
CHEM18 - 04/21/17 12:54 377
CHEM18 - 04/24/17 19:59 379
CHEM18 - 04/25/17 09:10 381
CHEM18 - 04/26/17 09:15 383
Analysis Data Sheet (Form 1) 385
BY06958 / B4-1 S-1 385
BY06958 / B4-1 S-1 50X 392
BY06959 / B4-1 S-2 399
BY06961 / B3-2 S-1 404
BY06961 / B3-2 S-1 50X 412
BY06962 / B3-2 S-2 419
BY06962 / B3-2 S-2 50X 425
BY06966 / B2-1 S-1 429
BY06966 / B2-1 S-1 50X 435
BY06969 / SW-1 S-3 50X 440
BY06970 / MW-6 S-1 444
BY06975 / FD-4 S-1 449
BY06975 / FD-4 S-1 50X 455
BY06980 / FD-1 461
BY06980 / FD-1 50X 468
Initial Calibration Summary (Form 6) 473
Continuing Calibration Summary (Form 7) 498
CHEM18 - 04/24/17 19:59 498
CHEM18 - 04/25/17 06:59 506
CHEM18 - 04/25/17 09:10 514
CHEM18 - 04/25/17 20:42 522
CHEM18 - 04/26/17 09:15 530
CHEM18 - 04/26/17 19:31 538
Analysis Data Sheet QC (Form 1) 546
BY06962 LCS 546
BY06962 LCSD 551

BY06962 MS 556
BY06962 MSD 561
BY06962 BLANK 566
BY08831 LCS 570
BY08831 LCSD 575
BY08831 MS 580
BY08831 MSD 585
BY08831 BLANK 590
BY09784 LCS 594
BY09784 LCSD 599
BY09784 MS 604
BY09784 MSD 609
BY09784 QC 50X 614
BY09784 BLANK 619
Injection Log 623
Injection Log - CHEM18 04/21/17 623
Injection Log - CHEM18 04/24/17 624
Injection Log - CHEM18 04/25/17 625
Injection Log - CHEM18 04/26/17 626
GBY06958 PCBs Soil V1 627
Organic Flags 628
Non-Conformance Summary 629
Monitoring Compound Recovery (Form 2) 631
Spike Recovery (Form 3) 632
BY06962 LCS/LCSD 632
BY06962 MS/MSD 633
Method Blank Summary (Form 4) 634
Analytical Sequence (Form 8) 635
ECD1 - 03/15/17 635
ECD1 - 04/25/17 637
ECD1 - 04/26/17 639
ECD1 - 04/27/17 641
ECD1 - 05/01/17 643
ECD3 - 04/05/17 645
ECD3 - 04/26/17 647
ECD6 - 04/06/17 649
ECD6 - 04/25/17 651
Analysis Data Sheet (Form 1) 653

BY06958 / B4-1 S-1 2X 653
BY06959 / B4-1 S-2 2X 658
BY06961 / B3-2 S-1 10X 662
BY06962 / B3-2 S-2 2X 667
BY06966 / B2-1 S-1 20X 671
BY06969 / SW-1 S-3 2X 676
BY06970 / MW-6 S-1 2X 680
BY06975 / FD-4 S-1 100X 684
BY06980 / FD-1 2X 689
Initial Calibration Summary (Form 6) 694
ECD1 - 03/15/17 694
ECD1 - 03/15/17 Method 698
ECD1 - 03/15/17 - 315019 734
ECD1 - 03/15/17 - 315020 736
ECD1 - 03/15/17 - 315021 738
ECD1 - 03/15/17 - 315022 740
ECD1 - 03/15/17 - 315023 742
ECD1 - 03/15/17 - 315024 744
ECD1 - 03/15/17 - 315025 746
ECD1 - 03/15/17 - 315026 748
ECD3 - 04/05/17 750
ECD3 - 04/05/17 Method 754
ECD3 - 04/05/17 - 405013 790
ECD3 - 04/05/17 - 405014 792
ECD3 - 04/05/17 - 405015 794
ECD3 - 04/05/17 - 405016 796
ECD3 - 04/05/17 - 405017 798
ECD3 - 04/05/17 - 405018 800
ECD3 - 04/05/17 - 405019 802
ECD3 - 04/05/17 - 405020 804
ECD6 - 04/06/17 806
ECD6 - 04/06/17 Method 810
ECD6 - 04/06/17 - 406014 846
ECD6 - 04/06/17 - 406015 848
ECD6 - 04/06/17 - 406016 850
ECD6 - 04/06/17 - 406017 852
ECD6 - 04/06/17 - 406018 854
ECD6 - 04/06/17 - 406019 856

ECD6 - 04/06/17 - 406020 858
ECD6 - 04/06/17 - 406021 860
ECD6 - 04/25/17 862
ECD6 - 04/25/17 - 425004 864
ECD3 - 04/26/17 866
ECD3 - 04/26/17 - 426004 868
ECD1 - 05/01/17 870
ECD1 - 05/01/17 - 501005 872
PCB Patterns 874
Continuing Calibration Summary (Form 7) 888
ECD1 - 04/25/17 - 425008 888
ECD1 - 04/25/17 - 425009 892
ECD1 - 04/25/17 - 425020 896
ECD1 - 04/25/17 - 425021 900
ECD1 - 04/25/17 - 425032 904
ECD1 - 04/25/17 - 425033 908
ECD6 - 04/25/17 - 425002 912
ECD6 - 04/25/17 - 425006 916
ECD6 - 04/25/17 - 425010 920
ECD6 - 04/25/17 - 425011 924
ECD1 - 04/26/17 - 425041 928
ECD1 - 04/26/17 - 425042 932
ECD3 - 04/26/17 - 426012 936
ECD3 - 04/26/17 - 426013 940
ECD3 - 04/26/17 - 426024 944
ECD3 - 04/26/17 - 426025 948
ECD1 - 04/27/17 - 427002 952
ECD1 - 04/27/17 - 427003 956
ECD1 - 04/27/17 - 427012 960
ECD1 - 04/27/17 - 427025 964
ECD1 - 05/01/17 - 501014 968
ECD1 - 05/01/17 - 501015 972
ECD1 - 05/01/17 - 501029 976
ECD1 - 05/01/17 - 501030 980
Analysis Data Sheet QC (Form 1) 984
BY06962 LCS 984
BY06962 LCSD 989
BY06962 MS 994

BY06962 MSD 999
BY06962 BLANK 1004
Prep Batch Report 1008
GBY06958 Pesticides Soil V1 1009
Organic Flags 1010
Non-Conformance Summary 1011
Monitoring Compound Recovery (Form 2) 1013
Spike Recovery (Form 3) 1014
BY06962 LCS/LCSD 1014
BY06962 MS/MSD 1015
Method Blank Summary (Form 4) 1016
Analytical Sequence (Form 8) 1017
ECD35 - 04/19/17 1017
ECD35 - 04/26/17 1021
ECD35 - 04/27/17 1023
ECD4 - 04/25/17 1025
ECD4 - 04/26/17 1027
ECD4 - 05/01/17 1029
Analysis Data Sheet (Form 1) 1031
BY06958 / B4-1 S-1 10X 1031
BY06959 / B4-1 S-2 2X 1036
BY06961 / B3-2 S-1 20X 1040
BY06962 / B3-2 S-2 2X 1045
BY06966 / B2-1 S-1 20X 1049
BY06969 / SW-1 S-3 2X 1054
BY06970 / MW-6 S-1 2X 1058
BY06970 / MW-6 S-1 10X 1063
BY06975 / FD-4 S-1 20X 1068
BY06980 / FD-1 10X 1073
Initial Calibration Summary (Form 6) 1078
ECD35 - 04/19/17 1078
ECD35 - 04/19/17 Method 1082
ECD35 - 04/19/17 - 419021 1142
ECD35 - 04/19/17 - 419022 1144
ECD35 - 04/19/17 - 419023 1146
ECD35 - 04/19/17 - 419024 1148
ECD35 - 04/19/17 - 419025 1150
ECD35 - 04/19/17 - 419026 1152

ECD35 - 04/19/17 - 419027 1154
ECD35 - 04/19/17 - 419028 1156
ECD4 - 04/25/17 1160
ECD4 - 04/25/17 Method 1164
ECD4 - 04/25/17 - 425029 1223
ECD4 - 04/25/17 - 425030 1225
ECD4 - 04/25/17 - 425031 1227
ECD4 - 04/25/17 - 425032 1229
ECD4 - 04/25/17 - 425033 1231
ECD4 - 04/25/17 - 425034 1233
ECD4 - 04/25/17 - 425035 1235
ECD4 - 04/25/17 - 425036 1237
Continuing Calibration Summary (Form 7) 1241
ECD35 - 04/25/17 - 425034 1241
ECD35 - 04/25/17 - 425032 1245
ECD35 - 04/25/17 - 425033 1249
ECD35 - 04/25/17 - 425046 1253
ECD35 - 04/25/17 - 425047 1257
ECD35 - 04/26/17 - 426020 1261
ECD4 - 04/26/17 - 426019 1265
ECD35 - 04/26/17 - 426018 1269
ECD35 - 04/26/17 - 426019 1273
ECD35 - 04/26/17 - 426045 1277
ECD35 - 04/26/17 - 426046 1281
ECD4 - 04/26/17 - 425048 1285
ECD4 - 04/26/17 - 425049 1289
ECD4 - 04/26/17 - 426030 1293
ECD4 - 04/26/17 - 426031 1297
ECD4 - 04/26/17 - 426042 1301
ECD4 - 04/26/17 - 426043 1305
ECD35 - 04/27/17 - 427005 1309
ECD35 - 04/27/17 - 427003 1313
ECD35 - 04/27/17 - 427004 1317
ECD35 - 04/27/17 - 427019 1321
ECD35 - 04/27/17 - 427020 1325
ECD4 - 05/01/17 - 501005 1329
ECD4 - 05/01/17 - 501003 1333
ECD4 - 05/01/17 - 501004 1337

ECD4 - 05/01/17 - 501023 1341
ECD4 - 05/01/17 - 501024 1345
ECD35 - - 425007 1349
ECD35 - - 426007 1353
ECD35 - - 426021 1355
ECD35 - - 427006 1358
ECD35 - - 427007 1360
ECD4 - - 425050 1362
ECD4 - - 425051 1364
ECD4 - - 426007 1366
ECD4 - - 426020 1368
ECD4 - - 501006 1371
ECD4 - - 501007 1373
Analysis Data Sheet QC (Form 1) 1375
BY06962 LCS 1375
BY06962 LCSD 1380
BY06962 MS 1385
BY06962 MSD 1390
BY06962 BLANK 1395
Prep Batch Report 1399
GBY06958 Metals Soil V1 1400
Inorganic Flags 1401
Non-Conformance Summary 1402
Analysis Data Sheet (Form 1) 1404
BY06958 1404
BY06959 1405
BY06961 1406
BY06962 1407
BY06966 1408
BY06969 1409
BY06970 1410
BY06975 1411
BY06980 1412
Initial Calibration Summary (Form 2) 1413
Blanks (Form 3) 1422
Interference Check (Form 4) 1426
Spike Sample (Form 5) 1429
Duplicates (Form 6) 1432

Laboratory Control Sample (Form 7) 1434
Serial Dilution (Form 9) 1436
Detection Limits (Form 10) 1437
Interelement Correction (Form 11) 1439
Linear Ranges (Form 12) 1440
Preparation Log (Form 13) 1441
Analysis Run Log (Form 14) 1443
ARCOS 04/25/17 12:00 AM 1443
ARCOS 04/26/17 12:00 AM 1445
MERLIN 04/25/17 12:00 AM 1446
Metals Raw Data 1447
Prep Batch Report 1513

PHOENIX
Environmental Laboratories, Inc.

Tuesday, July 11, 2017

Attn: Mr. Rob Gray
NETC
PO Box 2167
Ballston Spa, NY 12020

Project ID: 125 BATH STREET
Sample ID#s: BY06958 - BY06959, BY06961 - BY06962, BY06966, BY06969 - BY06970, BY06975, BY06980

This laboratory is in compliance with the NELAC requirements of procedures used except where indicated.

This report contains results for the parameters tested, under the sampling conditions described on the Chain Of Custody, as received by the laboratory. This report is incomplete unless all pages indicated in the pagination at the bottom of the page are included.

All soils, solids and sludges are reported on a dry weight basis unless otherwise noted in the sample comments.

A scanned version of the COC form accompanies the analytical report and is an exact duplicate of the original.

If you have any questions concerning this testing, please do not hesitate to contact Phoenix Client Services at ext. 200.

Sincerely yours,

Phyllis Shiller
Laboratory Director

NELAC - #NY11301
CT Lab Registration #PH-0618
MA Lab Registration #MA-CT-007
ME Lab Registration #CT-007
NH Lab Registration #213693-A,B
NJ Lab Registration #CT-003
NY Lab Registration #11301
PA Lab Registration #68-03530
RI Lab Registration #63
VT Lab Registration #VT11301

Environmental Laboratories, Inc.
587 East Middle Turnpike, P.O.Box 370, Manchester, CT 06045
Tel. (860) 645-1102 Fax (860) 645-0823

ACCREDITED IN ACCORDANCE WITH nelac NY # 11301

NY ANALYTICAL SERVICES PROTOCOL
DATA PACKAGE

Client: NETC

Project: 125 BATH STREET

Laboratory Project: GBY06958

Environmental Laboratories, Inc.
587 East Middle Turnpike, P.O.Box 370, Manchester, CT 06040
Tel. (860) 645-1102 Fax (860) 645-0823

ACCREDITED IN ACCORDANCE WITH nelac NY # 11301

NY Analytical Services Protocol Format

July 11, 2017 **SDG I.D.: GBY06958**

NETC 125 BATH STREET

Methodology Summary

Accelerated Solvent Extraction (ASE)

Soil Sample - USEPA SW-846 Test Methods for Evaluating Solid Waste Physical/Chemical Methods 3rd Ed.Update III, Method 3545A.

Mercury Prep

Soil Sample - USEPA SW-846 Test Methods for Evaluating Solid Waste Physical/Chemical Methods 3rd Ed. Update IV, Method 7471B.

Metals

ICP :
USEPA SW-846 Test Methods for Evaluating Solid Waste Physical/Chemical Methods 3rd Ed. Update IV, Method 6010C.
Mercury:
USEPA SW-846 Test Methods for Evaluating Solid Waste Physical/Chemical Methods Update III, 7471

Pesticides:

USEPA SW-846 Test Methods for Evaluating Solid Waste Physical/Chemical Methods 3rd Ed. Update IV, Method 8081B.

Polychlorinated Biphenyls (PCBs):

USEPA SW-846 Test Methods for Evaluating Solid Waste Physical/Chemical Methods 3rd Ed. Update IV, Method 8082A.

Semivolatile Organic Compounds

USEPA SW-846 Test Methods for Evaluating Solid Waste Physical/Chemical Methods 3rd Ed. Update IV, Method 8270D.

Volatile Organic Compounds:

USEPA SW-846 Test Methods for Evaluating Solid Waste Physical/Chemical Methods 3rd Ed.Update III, Method 8260C and Environmental Protection Agency, EPA-600/4-79-020, Revised March 1983 (Methods 624) as printed in 40CFR part 136.

Environmental Laboratories, Inc.
587 East Middle Turnpike, P.O.Box 370, Manchester, CT 06040
Tel. (860) 645-1102 Fax (860) 645-0823

NY # 11301

NY Analytical Services Protocol Format

July 11, 2017

SDG I.D.: GBY06958

NETC 125 BATH STREET

Sample Id Cross Reference

Client Id	Lab Id	Matrix
B4-1 S-1	BY06958	SOIL
B4-1 S-2	BY06959	SOIL
B3-2 S-1	BY06961	SOIL
B3-2 S-2	BY06962	SOIL
B2-1 S-1	BY06966	SOIL
SW-1 S-3	BY06969	SOIL
MW-6 S-1	BY06970	SOIL
FD-4 S-1	BY06975	SOIL
FD-1	BY06980	SOIL

Environmental Laboratories, Inc.
587 East Middle Turnpike, P.O.Box 370, Manchester, CT 06040
Tel. (860) 645-1102 Fax (860) 645-0823

ACCREDITED IN ACCORDANCE WITH nelac NY # 11301

NY Analytical Services Protocol Format

July 11, 2017

SDG I.D.: GBY06958

NETC 125 BATH STREET

Laboratory Chronicle

The samples in this delivery group were received at 5.2°C.

Sample	Analysis	Collection Date	Prep Date	Analysis Date	Analyst	Hold Time Met
BY06958	Aluminum	04/14/17	04/24/17	04/25/17	LK	Y
BY06958	Antimony	04/14/17	04/24/17	04/25/17	LK	Y
BY06958	Arsenic	04/14/17	04/24/17	04/25/17	LK	Y
BY06958	Barium	04/14/17	04/24/17	04/25/17	LK	Y
BY06958	Beryllium	04/14/17	04/24/17	04/25/17	LK	Y
BY06958	Cadmium	04/14/17	04/24/17	04/25/17	LK	Y
BY06958	Calcium	04/14/17	04/24/17	04/25/17	LK	Y
BY06958	Chromium	04/14/17	04/24/17	04/26/17	LK	Y
BY06958	Cobalt	04/14/17	04/24/17	04/25/17	LK	Y
BY06958	Copper	04/14/17	04/24/17	04/25/17	LK	Y
BY06958	Field Extraction	04/14/17	04/14/17	04/14/17		Y
BY06958	Iron	04/14/17	04/24/17	04/25/17	LK	Y
BY06958	Lead	04/14/17	04/24/17	04/25/17	LK	Y
BY06958	Magnesium	04/14/17	04/24/17	04/25/17	LK	Y
BY06958	Manganese	04/14/17	04/24/17	04/25/17	LK	Y
BY06958	Mercury	04/14/17	04/25/17	04/25/17	RS	Y
BY06958	Nickel	04/14/17	04/24/17	04/25/17	LK	Y
BY06958	Percent Solid	04/14/17	04/24/17	04/24/17	Q	Y
BY06958	Pesticides - Soil	04/14/17	04/28/17	05/01/17	CE	Y
BY06958	Polychlorinated Biphenyls	04/14/17	04/28/17	05/01/17	KCA	Y
BY06958	Potassium	04/14/17	04/24/17	04/25/17	LK	Y
BY06958	Selenium	04/14/17	04/24/17	04/25/17	LK	Y
BY06958	Semivolatiles	04/14/17	04/24/17	04/25/17	DD	Y
BY06958	Silver	04/14/17	04/24/17	04/25/17	LK	Y
BY06958	Sodium	04/14/17	04/24/17	04/25/17	LK	Y
BY06958	Thallium	04/14/17	04/24/17	04/25/17	LK	Y
BY06958	Vanadium	04/14/17	04/24/17	04/25/17	LK	Y
BY06958	Volatiles	04/14/17	04/25/17	04/25/17	JLI	Y
BY06958	Zinc	04/14/17	04/24/17	04/25/17	LK	Y
BY06959	Aluminum	04/14/17	04/24/17	04/25/17	LK	Y
BY06959	Antimony	04/14/17	04/24/17	04/25/17	LK	Y
BY06959	Arsenic	04/14/17	04/24/17	04/25/17	LK	Y

Environmental Laboratories, Inc.
587 East Middle Turnpike, P.O.Box 370, Manchester, CT 06040
Tel. (860) 645-1102 Fax (860) 645-0823

ACCREDITED IN ACCORDANCE WITH nelac NY # 11301

NY Analytical Services Protocol Format

July 11, 2017 **SDG I.D.: GBY06958**

NETC 125 BATH STREET

BY06959	Barium	04/14/17	04/24/17	04/25/17	LK	Y
BY06959	Beryllium	04/14/17	04/24/17	04/25/17	LK	Y
BY06959	Cadmium	04/14/17	04/24/17	04/25/17	LK	Y
BY06959	Calcium	04/14/17	04/24/17	04/25/17	LK	Y
BY06959	Chromium	04/14/17	04/24/17	04/25/17	LK	Y
BY06959	Cobalt	04/14/17	04/24/17	04/25/17	LK	Y
BY06959	Copper	04/14/17	04/24/17	04/25/17	LK	Y
BY06959	Field Extraction	04/14/17	04/14/17	04/14/17		Y
BY06959	Iron	04/14/17	04/24/17	04/25/17	LK	Y
BY06959	Lead	04/14/17	04/24/17	04/25/17	LK	Y
BY06959	Magnesium	04/14/17	04/24/17	04/25/17	LK	Y
BY06959	Manganese	04/14/17	04/24/17	04/25/17	LK	Y
BY06959	Mercury	04/14/17	04/25/17	04/25/17	RS	Y
BY06959	Nickel	04/14/17	04/24/17	04/25/17	LK	Y
BY06959	Percent Solid	04/14/17	04/24/17	04/24/17	Q	Y
BY06959	Pesticides - Soil	04/14/17	04/24/17	04/26/17	CE	Y
BY06959	Polychlorinated Biphenyls	04/14/17	04/24/17	04/27/17	KCA	Y
BY06959	Potassium	04/14/17	04/24/17	04/25/17	LK	Y
BY06959	Selenium	04/14/17	04/24/17	04/25/17	LK	Y
BY06959	Semivolatiles	04/14/17	04/24/17	04/25/17	DD	Y
BY06959	Silver	04/14/17	04/24/17	04/25/17	LK	Y
BY06959	Sodium	04/14/17	04/24/17	04/25/17	LK	Y
BY06959	Thallium	04/14/17	04/24/17	04/25/17	LK	Y
BY06959	Vanadium	04/14/17	04/24/17	04/25/17	LK	Y
BY06959	Volatiles	04/14/17	04/25/17	04/25/17	HM	Y
BY06959	Zinc	04/14/17	04/24/17	04/25/17	LK	Y
BY06960	On Hold	04/14/17				Y
BY06961	Aluminum	04/14/17	04/24/17	04/25/17	LK	Y
BY06961	Antimony	04/14/17	04/24/17	04/25/17	LK	Y
BY06961	Arsenic	04/14/17	04/24/17	04/25/17	LK	Y
BY06961	Barium	04/14/17	04/24/17	04/25/17	LK	Y
BY06961	Beryllium	04/14/17	04/24/17	04/25/17	LK	Y
BY06961	Cadmium	04/14/17	04/24/17	04/25/17	LK	Y
BY06961	Calcium	04/14/17	04/24/17	04/25/17	LK	Y
BY06961	Chromium	04/14/17	04/24/17	04/25/17	LK	Y
BY06961	Cobalt	04/14/17	04/24/17	04/25/17	LK	Y
BY06961	Copper	04/14/17	04/24/17	04/25/17	LK	Y

Environmental Laboratories, Inc.
587 East Middle Turnpike, P.O.Box 370, Manchester, CT 06040
Tel. (860) 645-1102 Fax (860) 645-0823

ACCREDITED IN ACCORDANCE WITH nelac NY # 11301

NY Analytical Services Protocol Format

July 11, 2017 **SDG I.D.: GBY06958**

NETC 125 BATH STREET

BY06961	Field Extraction	04/14/17	04/14/17	04/14/17		Y
BY06961	Iron	04/14/17	04/24/17	04/25/17	LK	Y
BY06961	Lead	04/14/17	04/24/17	04/25/17	LK	Y
BY06961	Magnesium	04/14/17	04/24/17	04/25/17	LK	Y
BY06961	Manganese	04/14/17	04/24/17	04/25/17	LK	Y
BY06961	Mercury	04/14/17	04/25/17	04/25/17	RS	Y
BY06961	Nickel	04/14/17	04/24/17	04/25/17	LK	Y
BY06961	Percent Solid	04/14/17	04/24/17	04/24/17	Q	Y
BY06961	Pesticides - Soil	04/14/17	04/24/17	04/25/17	CE	Y
BY06961	Polychlorinated Biphenyls	04/14/17	04/24/17	04/26/17	KCA	Y
BY06961	Potassium	04/14/17	04/24/17	04/25/17	LK	Y
BY06961	Selenium	04/14/17	04/24/17	04/25/17	LK	Y
BY06961	Semivolatiles	04/14/17	04/24/17	04/25/17	DD	Y
BY06961	Silver	04/14/17	04/24/17	04/25/17	LK	Y
BY06961	Sodium	04/14/17	04/24/17	04/25/17	LK	Y
BY06961	Thallium	04/14/17	04/24/17	04/25/17	LK	Y
BY06961	Vanadium	04/14/17	04/24/17	04/25/17	LK	Y
BY06961	Volatiles	04/14/17	04/25/17	04/25/17	JLI	Y
BY06961	Zinc	04/14/17	04/24/17	04/25/17	LK	Y
BY06962	Aluminum	04/14/17	04/24/17	04/25/17	LK	Y
BY06962	Antimony	04/14/17	04/24/17	04/25/17	LK	Y
BY06962	Arsenic	04/14/17	04/24/17	04/25/17	LK	Y
BY06962	Barium	04/14/17	04/24/17	04/25/17	LK	Y
BY06962	Beryllium	04/14/17	04/24/17	04/25/17	LK	Y
BY06962	Cadmium	04/14/17	04/24/17	04/25/17	LK	Y
BY06962	Calcium	04/14/17	04/24/17	04/25/17	LK	Y
BY06962	Chromium	04/14/17	04/24/17	04/25/17	LK	Y
BY06962	Client MS/MSD	04/14/17	04/25/17	04/25/17		Y
BY06962	Cobalt	04/14/17	04/24/17	04/25/17	LK	Y
BY06962	Copper	04/14/17	04/24/17	04/25/17	LK	Y
BY06962	Field Extraction	04/14/17	04/14/17	04/14/17		Y
BY06962	Iron	04/14/17	04/24/17	04/25/17	LK	Y
BY06962	Lead	04/14/17	04/24/17	04/25/17	LK	Y
BY06962	Magnesium	04/14/17	04/24/17	04/25/17	LK	Y
BY06962	Manganese	04/14/17	04/24/17	04/25/17	LK	Y
BY06962	Mercury	04/14/17	04/25/17	04/25/17	RS	Y
BY06962	Nickel	04/14/17	04/24/17	04/25/17	LK	Y

Environmental Laboratories, Inc.
587 East Middle Turnpike, P.O.Box 370, Manchester, CT 06040
Tel. (860) 645-1102 Fax (860) 645-0823

ACCREDITED IN ACCORDANCE WITH nelac NY # 11301

NY Analytical Services Protocol Format

July 11, 2017 **SDG I.D.: GBY06958**

NETC 125 BATH STREET

BY06962	Percent Solid	04/14/17	04/24/17	04/24/17	Q	Y
BY06962	Pesticides - Soil	04/14/17	04/24/17	04/27/17	CE	Y
BY06962	Polychlorinated Biphenyls	04/14/17	04/24/17	04/27/17	KCA	Y
BY06962	Potassium	04/14/17	04/24/17	04/25/17	LK	Y
BY06962	Selenium	04/14/17	04/24/17	04/25/17	LK	Y
BY06962	Semivolatiles	04/14/17	04/24/17	04/24/17	DD	Y
BY06962	Silver	04/14/17	04/24/17	04/25/17	LK	Y
BY06962	Sodium	04/14/17	04/24/17	04/25/17	LK	Y
BY06962	Thallium	04/14/17	04/24/17	04/25/17	LK	Y
BY06962	Vanadium	04/14/17	04/24/17	04/25/17	LK	Y
BY06962	Volatiles	04/14/17	04/24/17	04/24/17	HM	Y
BY06962	Zinc	04/14/17	04/24/17	04/25/17	LK	Y
BY06963	On Hold	04/14/17				Y
BY06964	On Hold	04/14/17				Y
BY06965	On Hold	04/14/17				Y
BY06966	Aluminum	04/14/17	04/24/17	04/25/17	LK	Y
BY06966	Antimony	04/14/17	04/24/17	04/25/17	LK	Y
BY06966	Arsenic	04/14/17	04/24/17	04/25/17	LK	Y
BY06966	Barium	04/14/17	04/24/17	04/25/17	LK	Y
BY06966	Beryllium	04/14/17	04/24/17	04/25/17	LK	Y
BY06966	Cadmium	04/14/17	04/24/17	04/25/17	LK	Y
BY06966	Calcium	04/14/17	04/24/17	04/25/17	LK	Y
BY06966	Chromium	04/14/17	04/24/17	04/25/17	LK	Y
BY06966	Cobalt	04/14/17	04/24/17	04/25/17	LK	Y
BY06966	Copper	04/14/17	04/24/17	04/25/17	LK	Y
BY06966	Field Extraction	04/14/17	04/14/17	04/14/17		Y
BY06966	Iron	04/14/17	04/24/17	04/25/17	LK	Y
BY06966	Lead	04/14/17	04/24/17	04/25/17	LK	Y
BY06966	Magnesium	04/14/17	04/24/17	04/25/17	LK	Y
BY06966	Manganese	04/14/17	04/24/17	04/25/17	LK	Y
BY06966	Mercury	04/14/17	04/25/17	04/25/17	RS	Y
BY06966	Nickel	04/14/17	04/24/17	04/25/17	LK	Y
BY06966	Percent Solid	04/14/17	04/24/17	04/24/17	Q	Y
BY06966	Pesticides - Soil	04/14/17	04/24/17	04/25/17	CE	Y
BY06966	Polychlorinated Biphenyls	04/14/17	04/24/17	04/25/17	AW	Y
BY06966	Potassium	04/14/17	04/24/17	04/25/17	LK	Y
BY06966	Selenium	04/14/17	04/24/17	04/25/17	LK	Y

Environmental Laboratories, Inc.
587 East Middle Turnpike, P.O.Box 370, Manchester, CT 06040
Tel. (860) 645-1102 Fax (860) 645-0823

ACCREDITED IN ACCORDANCE WITH nelac NY # 11301

NY Analytical Services Protocol Format

July 11, 2017 **SDG I.D.: GBY06958**

NETC 125 BATH STREET

BY06966	Semivolatiles	04/14/17	04/24/17	04/25/17	DD	Y
BY06966	Silver	04/14/17	04/24/17	04/25/17	LK	Y
BY06966	Sodium	04/14/17	04/24/17	04/25/17	LK	Y
BY06966	Thallium	04/14/17	04/24/17	04/25/17	LK	Y
BY06966	Vanadium	04/14/17	04/24/17	04/25/17	LK	Y
BY06966	Volatiles	04/14/17	04/26/17	04/26/17	JLI	Y
BY06966	Zinc	04/14/17	04/24/17	04/25/17	LK	Y
BY06967	On Hold	04/14/17				Y
BY06968	On Hold	04/14/17				Y
BY06969	Aluminum	04/14/17	04/24/17	04/25/17	LK	Y
BY06969	Antimony	04/14/17	04/24/17	04/25/17	LK	Y
BY06969	Arsenic	04/14/17	04/24/17	04/25/17	LK	Y
BY06969	Barium	04/14/17	04/24/17	04/25/17	LK	Y
BY06969	Beryllium	04/14/17	04/24/17	04/25/17	LK	Y
BY06969	Cadmium	04/14/17	04/24/17	04/25/17	LK	Y
BY06969	Calcium	04/14/17	04/24/17	04/25/17	LK	Y
BY06969	Chromium	04/14/17	04/24/17	04/25/17	LK	Y
BY06969	Cobalt	04/14/17	04/24/17	04/25/17	LK	Y
BY06969	Copper	04/14/17	04/24/17	04/25/17	LK	Y
BY06969	Field Extraction	04/14/17	04/14/17	04/14/17		Y
BY06969	Iron	04/14/17	04/24/17	04/25/17	LK	Y
BY06969	Lead	04/14/17	04/24/17	04/25/17	LK	Y
BY06969	Magnesium	04/14/17	04/24/17	04/25/17	LK	Y
BY06969	Manganese	04/14/17	04/24/17	04/25/17	LK	Y
BY06969	Mercury	04/14/17	04/25/17	04/25/17	RS	Y
BY06969	Nickel	04/14/17	04/24/17	04/25/17	LK	Y
BY06969	Percent Solid	04/14/17	04/24/17	04/24/17	Q	Y
BY06969	Pesticides - Soil	04/14/17	04/24/17	04/26/17	CE	Y
BY06969	Polychlorinated Biphenyls	04/14/17	04/24/17	04/26/17	KCA	Y
BY06969	Potassium	04/14/17	04/24/17	04/25/17	LK	Y
BY06969	Selenium	04/14/17	04/24/17	04/25/17	LK	Y
BY06969	Semivolatiles	04/14/17	04/24/17	04/25/17	DD	Y
BY06969	Silver	04/14/17	04/24/17	04/25/17	LK	Y
BY06969	Sodium	04/14/17	04/24/17	04/25/17	LK	Y
BY06969	Thallium	04/14/17	04/24/17	04/25/17	LK	Y
BY06969	Vanadium	04/14/17	04/24/17	04/25/17	LK	Y
BY06969	Volatiles	04/14/17	04/25/17	04/25/17	JLI	Y

Environmental Laboratories, Inc.
587 East Middle Turnpike, P.O.Box 370, Manchester, CT 06040
Tel. (860) 645-1102 Fax (860) 645-0823

ACCREDITED IN ACCORDANCE WITH nelac NY # 11301

NY Analytical Services Protocol Format

July 11, 2017 **SDG I.D.: GBY06958**

NETC 125 BATH STREET

BY06969	Zinc	04/14/17	04/24/17	04/25/17	LK	Y
BY06970	Aluminum	04/14/17	04/24/17	04/25/17	LK	Y
BY06970	Antimony	04/14/17	04/24/17	04/25/17	LK	Y
BY06970	Arsenic	04/14/17	04/24/17	04/25/17	LK	Y
BY06970	Barium	04/14/17	04/24/17	04/25/17	LK	Y
BY06970	Beryllium	04/14/17	04/24/17	04/25/17	LK	Y
BY06970	Cadmium	04/14/17	04/24/17	04/25/17	LK	Y
BY06970	Calcium	04/14/17	04/24/17	04/25/17	LK	Y
BY06970	Chromium	04/14/17	04/24/17	04/25/17	LK	Y
BY06970	Cobalt	04/14/17	04/24/17	04/25/17	LK	Y
BY06970	Copper	04/14/17	04/24/17	04/25/17	LK	Y
BY06970	Field Extraction	04/14/17	04/14/17	04/14/17		Y
BY06970	Iron	04/14/17	04/24/17	04/25/17	LK	Y
BY06970	Lead	04/14/17	04/24/17	04/25/17	LK	Y
BY06970	Magnesium	04/14/17	04/24/17	04/25/17	LK	Y
BY06970	Manganese	04/14/17	04/24/17	04/25/17	LK	Y
BY06970	Mercury	04/14/17	04/25/17	04/25/17	RS	Y
BY06970	Nickel	04/14/17	04/24/17	04/25/17	LK	Y
BY06970	Percent Solid	04/14/17	04/24/17	04/24/17	Q	Y
BY06970	Pesticides - Soil	04/14/17	04/24/17	04/26/17	CE	Y
BY06970	Polychlorinated Biphenyls	04/14/17	04/24/17	04/26/17	KCA	Y
BY06970	Potassium	04/14/17	04/24/17	04/25/17	LK	Y
BY06970	Selenium	04/14/17	04/24/17	04/25/17	LK	Y
BY06970	Semivolatiles	04/14/17	04/24/17	04/25/17	DD	Y
BY06970	Silver	04/14/17	04/24/17	04/25/17	LK	Y
BY06970	Sodium	04/14/17	04/24/17	04/25/17	LK	Y
BY06970	Thallium	04/14/17	04/24/17	04/25/17	LK	Y
BY06970	Vanadium	04/14/17	04/24/17	04/25/17	LK	Y
BY06970	Volatiles	04/14/17	04/25/17	04/25/17	HM	Y
BY06970	Zinc	04/14/17	04/24/17	04/25/17	LK	Y
BY06971	On Hold	04/14/17				Y
BY06972	On Hold	04/14/17				Y
BY06973	On Hold	04/17/17				Y
BY06974	On Hold	04/17/17				Y
BY06975	Aluminum	04/17/17	04/24/17	04/25/17	LK	Y
BY06975	Antimony	04/17/17	04/24/17	04/25/17	LK	Y
BY06975	Arsenic	04/17/17	04/24/17	04/25/17	LK	Y

Environmental Laboratories, Inc.
587 East Middle Turnpike, P.O.Box 370, Manchester, CT 06040
Tel. (860) 645-1102 Fax (860) 645-0823

ACCREDITED IN ACCORDANCE WITH nelac NY # 11301

NY Analytical Services Protocol Format

July 11, 2017 **SDG I.D.: GBY06958**

NETC 125 BATH STREET

BY06975	Barium	04/17/17	04/24/17	04/25/17	LK	Y
BY06975	Beryllium	04/17/17	04/24/17	04/25/17	LK	Y
BY06975	Cadmium	04/17/17	04/24/17	04/25/17	LK	Y
BY06975	Calcium	04/17/17	04/24/17	04/25/17	LK	Y
BY06975	Chromium	04/17/17	04/24/17	04/26/17	LK	Y
BY06975	Cobalt	04/17/17	04/24/17	04/25/17	LK	Y
BY06975	Copper	04/17/17	04/24/17	04/25/17	LK	Y
BY06975	Field Extraction	04/17/17	04/17/17	04/17/17		Y
BY06975	Iron	04/17/17	04/24/17	04/25/17	LK	Y
BY06975	Lead	04/17/17	04/24/17	04/25/17	LK	Y
BY06975	Magnesium	04/17/17	04/24/17	04/25/17	LK	Y
BY06975	Manganese	04/17/17	04/24/17	04/25/17	LK	Y
BY06975	Mercury	04/17/17	04/25/17	04/25/17	RS	Y
BY06975	Nickel	04/17/17	04/24/17	04/25/17	LK	Y
BY06975	Percent Solid	04/17/17	04/24/17	04/24/17	Q	Y
BY06975	Pesticides - Soil	04/17/17	04/24/17	04/25/17	CE	Y
BY06975	Polychlorinated Biphenyls	04/17/17	04/24/17	04/26/17	KCA	Y
BY06975	Potassium	04/17/17	04/24/17	04/25/17	LK	Y
BY06975	Selenium	04/17/17	04/24/17	04/25/17	LK	Y
BY06975	Semivolatiles	04/17/17	04/24/17	04/25/17	DD	Y
BY06975	Silver	04/17/17	04/24/17	04/25/17	LK	Y
BY06975	Sodium	04/17/17	04/24/17	04/25/17	LK	Y
BY06975	Thallium	04/17/17	04/24/17	04/25/17	LK	Y
BY06975	Vanadium	04/17/17	04/24/17	04/25/17	LK	Y
BY06975	Volatiles	04/17/17	04/25/17	04/25/17	JLI	Y
BY06975	Zinc	04/17/17	04/24/17	04/25/17	LK	Y
BY06976	On Hold	04/17/17				Y
BY06977	On Hold	04/17/17				Y
BY06978	On Hold	04/17/17				Y
BY06979	On Hold	04/17/17				Y
BY06980	Aluminum	04/17/17	04/24/17	04/25/17	LK	Y
BY06980	Antimony	04/17/17	04/24/17	04/25/17	LK	Y
BY06980	Arsenic	04/17/17	04/24/17	04/25/17	LK	Y
BY06980	Barium	04/17/17	04/24/17	04/25/17	LK	Y
BY06980	Beryllium	04/17/17	04/24/17	04/25/17	LK	Y
BY06980	Cadmium	04/17/17	04/24/17	04/25/17	LK	Y
BY06980	Calcium	04/17/17	04/24/17	04/25/17	LK	Y

Environmental Laboratories, Inc.
587 East Middle Turnpike, P.O.Box 370, Manchester, CT 06040
Tel. (860) 645-1102 Fax (860) 645-0823

ACCREDITED IN ACCORDANCE WITH nelac NY # 11301

NY Analytical Services Protocol Format

July 11, 2017

SDG I.D.: GBY06958

NETC 125 BATH STREET

BY06980	Chromium	04/17/17	04/24/17	04/25/17	LK	Y
BY06980	Cobalt	04/17/17	04/24/17	04/25/17	LK	Y
BY06980	Copper	04/17/17	04/24/17	04/26/17	LK	Y
BY06980	Field Extraction	04/17/17	04/17/17	04/17/17		Y
BY06980	Iron	04/17/17	04/24/17	04/26/17	LK	Y
BY06980	Lead	04/17/17	04/24/17	04/26/17	LK	Y
BY06980	Magnesium	04/17/17	04/24/17	04/25/17	LK	Y
BY06980	Manganese	04/17/17	04/24/17	04/25/17	LK	Y
BY06980	Mercury	04/17/17	04/25/17	04/25/17	RS	Y
BY06980	Nickel	04/17/17	04/24/17	04/25/17	LK	Y
BY06980	Percent Solid	04/17/17	04/24/17	04/24/17	Q	Y
BY06980	Pesticides - Soil	04/17/17	04/28/17	05/01/17	CE	Y
BY06980	Polychlorinated Biphenyls	04/17/17	04/28/17	05/01/17	KCA	Y
BY06980	Potassium	04/17/17	04/24/17	04/25/17	LK	Y
BY06980	Selenium	04/17/17	04/24/17	04/25/17	LK	Y
BY06980	Semivolatiles	04/17/17	04/24/17	04/25/17	DD	Y
BY06980	Silver	04/17/17	04/24/17	04/25/17	LK	Y
BY06980	Sodium	04/17/17	04/24/17	04/25/17	LK	Y
BY06980	Thallium	04/17/17	04/24/17	04/25/17	LK	Y
BY06980	Vanadium	04/17/17	04/24/17	04/25/17	LK	Y
BY06980	Volatiles	04/17/17	04/25/17	04/25/17	JLI	Y
BY06980	Zinc	04/17/17	04/24/17	04/25/17	LK	Y
BY06981	On Hold	04/17/17				Y
BY06982	On Hold	04/17/17				Y
BY06983	On Hold	04/17/17				Y

Environmental Laboratories, Inc.
587 East Middle Turnpike, P.O.Box 370, Manchester, CT 06045
Tel. (860) 645-1102 Fax (860) 645-0823

NY # 11301

SDG Comments

July 11, 2017

SDG I.D.: GBY06958

Please be advised that the NY 375 soil criteria for chromium are based on hexavalent chromium and trivalent chromium.

Version 1: Complete report with QC, minus forms.

Version 2: Complete report with QC and forms.

PHOENIX

Environmental Laboratories, Inc.
587 East Middle Turnpike, P.O.Box 370, Manchester, CT 06045
Tel. (860) 645-1102 Fax (860) 645-0823

ACCREDITED IN ACCORDANCE WITH nelac NY # 11301

Analysis Report

July 11, 2017

FOR: Attn: Mr. Rob Gray
NETC
PO Box 2167
Ballston Spa, NY 12020

Sample Information		Custody Information		Date	Time
Matrix:	SOIL	Collected by:		04/14/17	9:00
Location Code:	NETC	Received by:	SW	04/19/17	17:12
Rush Request:	72 Hour	Analyzed by:	see "By" below		
P.O.#:	15.0918304				

Laboratory Data

SDG ID: GBY06958
Phoenix ID: BY06958

Project ID: 125 BATH STREET
Client ID: B4-1 S-1

Parameter	Result		RL/ PQL	LOD/ MDL	Units	Dilution	Date/Time	By	Reference
Aluminum	6310		38	7.6	mg/Kg	10	04/25/17	LK	SW6010C
Antimony	52.4		1.9	1.9	mg/Kg	1	04/25/17	LK	SW6010C
Arsenic	12.8		0.76	0.76	mg/Kg	1	04/25/17	LK	SW6010C
Barium	1240		0.8	0.38	mg/Kg	1	04/25/17	LK	SW6010C
Beryllium	0.31		0.31	0.15	mg/Kg	1	04/25/17	LK	SW6010C
Calcium	49300		38	35	mg/Kg	10	04/25/17	LK	SW6010C
Cadmium	0.92		0.38	0.38	mg/Kg	1	04/25/17	LK	SW6010C
Chromium	2410		38	38	mg/Kg	100	04/26/17	LK	SW6010C
Cobalt	5.57		0.38	0.38	mg/Kg	1	04/25/17	LK	SW6010C
Copper	121		0.38	0.38	mg/kg	1	04/25/17	LK	SW6010C
Iron	23000		38	38	mg/Kg	10	04/25/17	LK	SW6010C
Lead	318		7.6	3.8	mg/Kg	10	04/25/17	LK	SW6010C
Magnesium	6360		38	38	mg/Kg	10	04/25/17	LK	SW6010C
Manganese	236	N	3.8	3.8	mg/Kg	10	04/25/17	LK	SW6010C
Mercury	0.57	*	0.03	0.02	mg/Kg	1	04/25/17	RS	SW7471B
Nickel	11.4		0.38	0.38	mg/Kg	1	04/25/17	LK	SW6010C
Potassium	1120	N	8	3.0	mg/Kg	1	04/25/17	LK	SW6010C
Selenium	ND		1.5	1.3	mg/Kg	1	04/25/17	LK	SW6010C
Silver	ND		0.38	0.38	mg/Kg	1	04/25/17	LK	SW6010C
Sodium	577		8	3.3	mg/Kg	1	04/25/17	LK	SW6010C
Thallium	ND		1.5	1.5	mg/Kg	1	04/25/17	LK	SW6010C
Vanadium	25.4		0.38	0.38	mg/Kg	1	04/25/17	LK	SW6010C
Zinc	367		7.6	3.8	mg/Kg	10	04/25/17	LK	SW6010C
Percent Solid	79				%		04/24/17	Q	SW846-%Solid
Soil Extraction for PCB	Completed						04/28/17	CC/V	SW3545A
Soil Extraction for Pest	Completed						04/28/17	CC/V	SW3545A
Soil Extraction for SVOA	Completed						04/24/17	BJ/CKV	SW3545A
Mercury Digestion	Completed						04/25/17	W/W	SW7471B

Parameter	Result	RL/ PQL	LOD/ MDL	Units	Dilution	Date/Time	By	Reference
Total Metals Digest	Completed					04/24/17	Z/AG	SW3050B
Field Extraction	Completed					04/14/17		SW5035A
Polychlorinated Biphenyls								
PCB-1016	ND	83	83	ug/Kg	2	05/01/17	KCA	SW8082A
PCB-1221	ND	83	83	ug/Kg	2	05/01/17	KCA	SW8082A
PCB-1232	ND	83	83	ug/Kg	2	05/01/17	KCA	SW8082A
PCB-1242	ND	83	83	ug/Kg	2	05/01/17	KCA	SW8082A
PCB-1248	ND	83	83	ug/Kg	2	05/01/17	KCA	SW8082A
PCB-1254	260	83	83	ug/Kg	2	05/01/17	KCA	SW8082A
PCB-1260	ND	83	83	ug/Kg	2	05/01/17	KCA	SW8082A
PCB-1262	ND	83	83	ug/Kg	2	05/01/17	KCA	SW8082A
PCB-1268	ND	83	83	ug/Kg	2	05/01/17	KCA	SW8082A
QA/QC Surrogates								
% DCBP	Interference			%	2	05/01/17	KCA	40 - 140 %
% TCMX	88			%	2	05/01/17	KCA	SW8082A
Pesticides - Soil								
4,4' -DDD	ND	10	10	ug/Kg	10	05/01/17	CE	SW8081B
4,4' -DDE	ND	210	210	ug/Kg	10	05/01/17	CE	SW8081B
4,4' -DDT	140	12	12	ug/Kg	10	05/01/17	CE	SW8081B
a-BHC	ND	21	21	ug/Kg	10	05/01/17	CE	SW8081B
a-Chlordane	ND	21	21	ug/Kg	10	05/01/17	CE	SW8081B
Aldrin	ND	10	10	ug/Kg	10	05/01/17	CE	SW8081B
b-BHC	ND	21	21	ug/Kg	10	05/01/17	CE	SW8081B
Chlordane	ND	210	210	ug/Kg	10	05/01/17	CE	SW8081B
d-BHC	ND	21	21	ug/Kg	10	05/01/17	CE	SW8081B
Dieldrin	ND	10	10	ug/Kg	10	05/01/17	CE	SW8081B
Endosulfan I	ND	41	41	ug/Kg	10	05/01/17	CE	SW8081B
Endosulfan II	ND	41	41	ug/Kg	10	05/01/17	CE	SW8081B
Endosulfan sulfate	ND	41	41	ug/Kg	10	05/01/17	CE	SW8081B
Endrin	ND	21	21	ug/Kg	10	05/01/17	CE	SW8081B
Endrin aldehyde	ND	41	41	ug/Kg	10	05/01/17	CE	SW8081B
Endrin ketone	ND	41	41	ug/Kg	10	05/01/17	CE	SW8081B
g-BHC	ND	8.3	8.3	ug/Kg	10	05/01/17	CE	SW8081B
g-Chlordane	ND	21	21	ug/Kg	10	05/01/17	CE	SW8081B
Heptachlor	ND	41	41	ug/Kg	10	05/01/17	CE	SW8081B
Heptachlor epoxide	ND	41	41	ug/Kg	10	05/01/17	CE	SW8081B
Methoxychlor	ND	210	210	ug/Kg	10	05/01/17	CE	SW8081B
Toxaphene	ND	830	830	ug/Kg	10	05/01/17	CE	SW8081B
QA/QC Surrogates								
% DCBP	115			%	10	05/01/17	CE	40 - 140 %
% TCMX	64			%	10	05/01/17	CE	40 - 140 %
Volatiles								
1,1,1,2-Tetrachloroethane	ND	8.2	1.6	ug/Kg	1	04/25/17	JLI	SW8260C
1,1,1-Trichloroethane	ND	8.2	0.82	ug/Kg	1	04/25/17	JLI	SW8260C
1,1,2,2-Tetrachloroethane	ND	8.2	1.6	ug/Kg	1	04/25/17	JLI	SW8260C
1,1,2-Trichloroethane	ND	8.2	1.6	ug/Kg	1	04/25/17	JLI	SW8260C
1,1-Dichloroethane	ND	8.2	1.6	ug/Kg	1	04/25/17	JLI	SW8260C

Parameter	Result		RL/ PQL	LOD/ MDL	Units	Dilution	Date/Time	By	Reference	
1,1-Dichloroethene	ND		8.2	0.82	ug/Kg	1	04/25/17	JLI	SW8260C	
1,1-Dichloropropene	ND		8.2	0.82	ug/Kg	1	04/25/17	JLI	SW8260C	
1,2,3-Trichlorobenzene	ND		8.2	1.6	ug/Kg	1	04/25/17	JLI	SW8260C	
1,2,3-Trichloropropane	ND		8.2	0.82	ug/Kg	1	04/25/17	JLI	SW8260C	
1,2,4-Trichlorobenzene	ND		8.2	1.6	ug/Kg	1	04/25/17	JLI	SW8260C	
1,2,4-Trimethylbenzene	ND		8.2	0.82	ug/Kg	1	04/25/17	JLI	SW8260C	
1,2-Dibromo-3-chloropropane	ND		8.2	1.6	ug/Kg	1	04/25/17	JLI	SW8260C	
1,2-Dibromoethane	ND		8.2	0.82	ug/Kg	1	04/25/17	JLI	SW8260C	
1,2-Dichlorobenzene	ND		8.2	0.82	ug/Kg	1	04/25/17	JLI	SW8260C	
1,2-Dichloroethane	ND		8.2	0.82	ug/Kg	1	04/25/17	JLI	SW8260C	
1,2-Dichloropropane	ND		8.2	1.6	ug/Kg	1	04/25/17	JLI	SW8260C	
1,3,5-Trimethylbenzene	ND		8.2	0.82	ug/Kg	1	04/25/17	JLI	SW8260C	
1,3-Dichlorobenzene	ND		8.2	0.82	ug/Kg	1	04/25/17	JLI	SW8260C	
1,3-Dichloropropane	ND		8.2	1.6	ug/Kg	1	04/25/17	JLI	SW8260C	
1,4-Dichlorobenzene	ND		8.2	0.82	ug/Kg	1	04/25/17	JLI	SW8260C	
2,2-Dichloropropane	ND		8.2	0.82	ug/Kg	1	04/25/17	JLI	SW8260C	
2-Chlorotoluene	ND		8.2	1.6	ug/Kg	1	04/25/17	JLI	SW8260C	
2-Hexanone	ND		41	8.2	ug/Kg	1	04/25/17	JLI	SW8260C	
2-Isopropyltoluene	ND		8.2	0.82	ug/Kg	1	04/25/17	JLI	SW8260C	1
4-Chlorotoluene	ND		8.2	0.82	ug/Kg	1	04/25/17	JLI	SW8260C	
4-Methyl-2-pentanone	ND		41	8.2	ug/Kg	1	04/25/17	JLI	SW8260C	
Acetone	68	S	41	8.2	ug/Kg	1	04/25/17	JLI	SW8260C	
Acrylonitrile	ND		16	1.6	ug/Kg	1	04/25/17	JLI	SW8260C	
Benzene	ND		8.2	0.82	ug/Kg	1	04/25/17	JLI	SW8260C	
Bromobenzene	ND		8.2	0.82	ug/Kg	1	04/25/17	JLI	SW8260C	
Bromochloromethane	ND		8.2	0.82	ug/Kg	1	04/25/17	JLI	SW8260C	
Bromodichloromethane	ND		8.2	1.6	ug/Kg	1	04/25/17	JLI	SW8260C	
Bromoform	ND		8.2	1.6	ug/Kg	1	04/25/17	JLI	SW8260C	
Bromomethane	ND		8.2	3.3	ug/Kg	1	04/25/17	JLI	SW8260C	
Carbon Disulfide	ND		8.2	1.6	ug/Kg	1	04/25/17	JLI	SW8260C	
Carbon tetrachloride	ND		8.2	1.6	ug/Kg	1	04/25/17	JLI	SW8260C	
Chlorobenzene	ND		8.2	0.82	ug/Kg	1	04/25/17	JLI	SW8260C	
Chloroethane	ND		8.2	0.82	ug/Kg	1	04/25/17	JLI	SW8260C	
Chloroform	ND		8.2	0.82	ug/Kg	1	04/25/17	JLI	SW8260C	
Chloromethane	ND		8.2	1.6	ug/Kg	1	04/25/17	JLI	SW8260C	
cis-1,2-Dichloroethene	ND		8.2	0.82	ug/Kg	1	04/25/17	JLI	SW8260C	
cis-1,3-Dichloropropene	ND		8.2	0.82	ug/Kg	1	04/25/17	JLI	SW8260C	
Dibromochloromethane	ND		8.2	1.6	ug/Kg	1	04/25/17	JLI	SW8260C	
Dibromomethane	ND		8.2	1.6	ug/Kg	1	04/25/17	JLI	SW8260C	
Dichlorodifluoromethane	2.0	J	8.2	0.82	ug/Kg	1	04/25/17	JLI	SW8260C	
Ethylbenzene	93	J	450	45	ug/Kg	50	04/25/17	JLI	SW8260C	
Hexachlorobutadiene	ND		8.2	0.82	ug/Kg	1	04/25/17	JLI	SW8260C	
Isopropylbenzene	ND		8.2	0.82	ug/Kg	1	04/25/17	JLI	SW8260C	
m&p-Xylene	ND		8.2	1.6	ug/Kg	1	04/25/17	JLI	SW8260C	
Methyl Ethyl Ketone	ND		49	8.2	ug/Kg	1	04/25/17	JLI	SW8260C	
Methyl t-butyl ether (MTBE)	ND		16	1.6	ug/Kg	1	04/25/17	JLI	SW8260C	
Methylene chloride	ND		8.2	8.2	ug/Kg	1	04/25/17	JLI	SW8260C	
Naphthalene	150	J	450	90	ug/Kg	50	04/25/17	JLI	SW8260C	
n-Butylbenzene	ND		8.2	0.82	ug/Kg	1	04/25/17	JLI	SW8260C	

Parameter	Result		RL/ PQL	LOD/ MDL	Units	Dilution	Date/Time	By	Reference	
n-Propylbenzene	ND		8.2	1.6	ug/Kg	1	04/25/17	JLI	SW8260C	
o-Xylene	ND		8.2	1.6	ug/Kg	1	04/25/17	JLI	SW8260C	
p-Isopropyltoluene	1.5	J	8.2	0.82	ug/Kg	1	04/25/17	JLI	SW8260C	
sec-Butylbenzene	ND		8.2	0.82	ug/Kg	1	04/25/17	JLI	SW8260C	
Styrene	120	J	450	45	ug/Kg	50	04/25/17	JLI	SW8260C	
tert-Butylbenzene	ND		8.2	0.82	ug/Kg	1	04/25/17	JLI	SW8260C	
Tetrachloroethene	ND		8.2	1.6	ug/Kg	1	04/25/17	JLI	SW8260C	
Tetrahydrofuran (THF)	ND		16	4.1	ug/Kg	1	04/25/17	JLI	SW8260C	1
Toluene	ND		8.2	0.82	ug/Kg	1	04/25/17	JLI	SW8260C	
trans-1,2-Dichloroethene	ND		8.2	0.82	ug/Kg	1	04/25/17	JLI	SW8260C	
trans-1,3-Dichloropropene	ND		8.2	0.82	ug/Kg	1	04/25/17	JLI	SW8260C	
trans-1,4-dichloro-2-butene	ND		16	4.1	ug/Kg	1	04/25/17	JLI	SW8260C	
Trichloroethene	ND		8.2	0.82	ug/Kg	1	04/25/17	JLI	SW8260C	
Trichlorofluoromethane	810		450	90	ug/Kg	50	04/25/17	JLI	SW8260C	
Trichlorotrifluoroethane	ND		8.2	0.82	ug/Kg	1	04/25/17	JLI	SW8260C	
Vinyl chloride	ND		8.2	0.82	ug/Kg	1	04/25/17	JLI	SW8260C	
QA/QC Surrogates										
% 1,2-dichlorobenzene-d4	87				%	1	04/25/17	JLI	70 - 130 %	
% Bromofluorobenzene	85				%	1	04/25/17	JLI	70 - 130 %	
% Dibromofluoromethane	102				%	1	04/25/17	JLI	70 - 130 %	
% Toluene-d8	85				%	1	04/25/17	JLI	70 - 130 %	

Semivolatiles

1,2,4,5-Tetrachlorobenzene	ND		290	150	ug/Kg	1	04/25/17	DD	SW8270D	
1,2,4-Trichlorobenzene	ND		290	130	ug/Kg	1	04/25/17	DD	SW8270D	
1,2-Dichlorobenzene	ND		290	120	ug/Kg	1	04/25/17	DD	SW8270D	
1,2-Diphenylhydrazine	ND		290	140	ug/Kg	1	04/25/17	DD	SW8270D	
1,3-Dichlorobenzene	ND		290	120	ug/Kg	1	04/25/17	DD	SW8270D	
1,4-Dichlorobenzene	ND		290	120	ug/Kg	1	04/25/17	DD	SW8270D	
2,4,5-Trichlorophenol	ND		290	230	ug/Kg	1	04/25/17	DD	SW8270D	
2,4,6-Trichlorophenol	ND		210	130	ug/Kg	1	04/25/17	DD	SW8270D	
2,4-Dichlorophenol	ND		210	150	ug/Kg	1	04/25/17	DD	SW8270D	
2,4-Dimethylphenol	ND		290	100	ug/Kg	1	04/25/17	DD	SW8270D	
2,4-Dinitrophenol	ND		290	290	ug/Kg	1	04/25/17	DD	SW8270D	
2,4-Dinitrotoluene	ND		210	160	ug/Kg	1	04/25/17	DD	SW8270D	
2,6-Dinitrotoluene	ND		210	130	ug/Kg	1	04/25/17	DD	SW8270D	
2-Chloronaphthalene	ND		290	120	ug/Kg	1	04/25/17	DD	SW8270D	
2-Chlorophenol	ND		290	120	ug/Kg	1	04/25/17	DD	SW8270D	
2-Methylnaphthalene	ND		290	120	ug/Kg	1	04/25/17	DD	SW8270D	
2-Methylphenol (o-cresol)	ND		290	200	ug/Kg	1	04/25/17	DD	SW8270D	
2-Nitroaniline	ND		290	290	ug/Kg	1	04/25/17	DD	SW8270D	
2-Nitrophenol	ND		290	260	ug/Kg	1	04/25/17	DD	SW8270D	
3&4-Methylphenol (m&p-cresol)	ND		290	160	ug/Kg	1	04/25/17	DD	SW8270D	1
3,3'-Dichlorobenzidine	ND		210	200	ug/Kg	1	04/25/17	DD	SW8270D	
3-Nitroaniline	ND		420	830	ug/Kg	1	04/25/17	DD	SW8270D	
4,6-Dinitro-2-methylphenol	ND		250	83	ug/Kg	1	04/25/17	DD	SW8270D	
4-Bromophenyl phenyl ether	ND		290	120	ug/Kg	1	04/25/17	DD	SW8270D	
4-Chloro-3-methylphenol	ND		290	150	ug/Kg	1	04/25/17	DD	SW8270D	
4-Chloroaniline	ND		330	190	ug/Kg	1	04/25/17	DD	SW8270D	
4-Chlorophenyl phenyl ether	ND		290	140	ug/Kg	1	04/25/17	DD	SW8270D	

Parameter	Result		RL/ PQL	LOD/ MDL	Units	Dilution	Date/Time	By	Reference	
4-Nitroaniline	ND		420	140	ug/Kg	1	04/25/17	DD	SW8270D	
4-Nitrophenol	ND		420	190	ug/Kg	1	04/25/17	DD	SW8270D	
Acenaphthene	140	J	290	130	ug/Kg	1	04/25/17	DD	SW8270D	
Acenaphthylene	130	J	290	120	ug/Kg	1	04/25/17	DD	SW8270D	
Acetophenone	400		290	130	ug/Kg	1	04/25/17	DD	SW8270D	
Aniline	ND		330	330	ug/Kg	1	04/25/17	DD	SW8270D	
Anthracene	340		290	140	ug/Kg	1	04/25/17	DD	SW8270D	
Benz(a)anthracene	870		290	140	ug/Kg	1	04/25/17	DD	SW8270D	
Benzidine	ND		420	250	ug/Kg	1	04/25/17	DD	SW8270D	
Benzo(a)pyrene	670		210	140	ug/Kg	1	04/25/17	DD	SW8270D	
Benzo(b)fluoranthene	810		290	140	ug/Kg	1	04/25/17	DD	SW8270D	
Benzo(ghi)perylene	720		290	140	ug/Kg	1	04/25/17	DD	SW8270D	
Benzo(k)fluoranthene	760		290	140	ug/Kg	1	04/25/17	DD	SW8270D	
Benzoic acid	ND		2100	830	ug/Kg	1	04/25/17	DD	SW8270D	1
Benzyl butyl phthalate	ND		290	110	ug/Kg	1	04/25/17	DD	SW8270D	
Bis(2-chloroethoxy)methane	ND		290	120	ug/Kg	1	04/25/17	DD	SW8270D	
Bis(2-chloroethyl)ether	ND		210	110	ug/Kg	1	04/25/17	DD	SW8270D	
Bis(2-chloroisopropyl)ether	ND		290	120	ug/Kg	1	04/25/17	DD	SW8270D	
Bis(2-ethylhexyl)phthalate	140	J	290	120	ug/Kg	1	04/25/17	DD	SW8270D	
Carbazole	ND		210	170	ug/Kg	1	04/25/17	DD	SW8270D	
Chrysene	890		290	140	ug/Kg	1	04/25/17	DD	SW8270D	
Dibenz(a,h)anthracene	ND		210	140	ug/Kg	1	04/25/17	DD	SW8270D	
Dibenzofuran	ND		290	120	ug/Kg	1	04/25/17	DD	SW8270D	
Diethyl phthalate	ND		290	130	ug/Kg	1	04/25/17	DD	SW8270D	
Dimethylphthalate	ND		290	130	ug/Kg	1	04/25/17	DD	SW8270D	
Di-n-butylphthalate	ND		290	110	ug/Kg	1	04/25/17	DD	SW8270D	
Di-n-octylphthalate	ND		290	110	ug/Kg	1	04/25/17	DD	SW8270D	
Fluoranthene	1900		290	140	ug/Kg	1	04/25/17	DD	SW8270D	
Fluorene	140	J	290	140	ug/Kg	1	04/25/17	DD	SW8270D	
Hexachlorobenzene	ND		210	120	ug/Kg	1	04/25/17	DD	SW8270D	
Hexachlorobutadiene	ND		290	150	ug/Kg	1	04/25/17	DD	SW8270D	
Hexachlorocyclopentadiene	ND		290	130	ug/Kg	1	04/25/17	DD	SW8270D	
Hexachloroethane	ND		210	130	ug/Kg	1	04/25/17	DD	SW8270D	
Indeno(1,2,3-cd)pyrene	740		290	140	ug/Kg	1	04/25/17	DD	SW8270D	
Isophorone	ND		210	120	ug/Kg	1	04/25/17	DD	SW8270D	
Naphthalene	ND		290	120	ug/Kg	1	04/25/17	DD	SW8270D	
Nitrobenzene	ND		210	150	ug/Kg	1	04/25/17	DD	SW8270D	
N-Nitrosodimethylamine	ND		290	120	ug/Kg	1	04/25/17	DD	SW8270D	
N-Nitrosodi-n-propylamine	ND		210	140	ug/Kg	1	04/25/17	DD	SW8270D	
N-Nitrosodiphenylamine	ND		290	160	ug/Kg	1	04/25/17	DD	SW8270D	
Pentachloronitrobenzene	ND		290	160	ug/Kg	1	04/25/17	DD	SW8270D	
Pentachlorophenol	430		250	160	ug/Kg	1	04/25/17	DD	SW8270D	
Phenanthrene	1100		290	120	ug/Kg	1	04/25/17	DD	SW8270D	
Phenol	ND		290	130	ug/Kg	1	04/25/17	DD	SW8270D	
Pyrene	ND		290	140	ug/Kg	1	04/25/17	DD	SW8270D	
Pyridine	ND		290	100	ug/Kg	1	04/25/17	DD	SW8270D	
QA/QC Surrogates										
% 2,4,6-Tribromophenol	64				%	1	04/25/17	DD	30 - 130 %	
% 2-Fluorobiphenyl	58				%	1	04/25/17	DD	30 - 130 %	

Parameter	Result	RL/ PQL	LOD/ MDL	Units	Dilution	Date/Time	By	Reference
% 2-Fluorophenol	62			%	1	04/25/17	DD	30 - 130 %
% Nitrobenzene-d5	65			%	1	04/25/17	DD	30 - 130 %
% Phenol-d5	63			%	1	04/25/17	DD	30 - 130 %
% Terphenyl-d14	84			%	1	04/25/17	DD	30 - 130 %

1 = This parameter is not certified by NY NELAC for this matrix. NY NELAC does not offer certification for all parameters at this time.

RL/PQL=Reporting/Practical Quantitation Level (Equivalent to NELAC LOQ, Limit of Quantitation) ND=Not Detected BRL=Below Reporting Level L=Biased Low J=Estimated Below RL LOD=Limit of Detection MDL=Method Detection Limit1
QA/QC Surrogates: Surrogates are compounds (preceeded with a %) added by the lab to determine analysis efficiency. Surrogate results(%) listed in the report are not "detected" compounds.

Comments:

Per 1.4.6 of EPA method 8270D, 1,2-Diphenylhydrazine is unstable and readily converts to Azobenzene. Azobenzene is used for the calibration of 1,2-Diphenylhydrazine.

Please be advised that the NY 375 soil criteria for chromium are based on hexavalent chromium and trivalent chromium.

Pesticide Comment:
A dilution of the pesticide extract was necessary due to matrix interference caused by the presence of PCBs in the sample, the requested criteria could not be met for all pesticide compounds.

PCB Comment:
Due to matrix interference from non target compounds in the sample, surrogate could not be reported.

All soils, solids and sludges are reported on a dry weight basis unless otherwise noted in the sample comments.

S - Laboratory solvent, contamination is possible.

If there are any questions regarding this data, please call Phoenix Client Services.
This report must not be reproduced except in full as defined by the attached chain of custody.

Phyllis Shiller, Laboratory Director
July 11, 2017
Reviewed and Released by: Jon Carlson, Project Manager

PHOENIX

Environmental Laboratories, Inc.
587 East Middle Turnpike, P.O.Box 370, Manchester, CT 06045
Tel. (860) 645-1102 Fax (860) 645-0823

ACCREDITED IN ACCORDANCE WITH nelac NY # 11301

Analysis Report

July 11, 2017

FOR: Attn: Mr. Rob Gray
NETC
PO Box 2167
Ballston Spa, NY 12020

Sample Information		Custody Information		Date	Time
Matrix:	SOIL	Collected by:		04/14/17	9:10
Location Code:	NETC	Received by:	SW	04/19/17	17:12
Rush Request:	72 Hour	Analyzed by:	see "By" below		
P.O.#:	15.0918304				

Laboratory Data

SDG ID: GBY06958
Phoenix ID: BY06959

Project ID: 125 BATH STREET
Client ID: B4-1 S-2

Parameter	Result		RL/ PQL	LOD/ MDL	Units	Dilution	Date/Time	By	Reference
Aluminum	14600		37	7.4	mg/Kg	10	04/25/17	LK	SW6010C
Antimony	ND		1.9	1.9	mg/Kg	1	04/25/17	LK	SW6010C
Arsenic	4.97		0.74	0.74	mg/Kg	1	04/25/17	LK	SW6010C
Barium	82.5		0.7	0.37	mg/Kg	1	04/25/17	LK	SW6010C
Beryllium	0.88		0.30	0.15	mg/Kg	1	04/25/17	LK	SW6010C
Calcium	6190		3.7	3.4	mg/Kg	1	04/25/17	LK	SW6010C
Cadmium	ND		0.37	0.37	mg/Kg	1	04/25/17	LK	SW6010C
Chromium	18.6		0.37	0.37	mg/Kg	1	04/25/17	LK	SW6010C
Cobalt	13.3		0.37	0.37	mg/Kg	1	04/25/17	LK	SW6010C
Copper	18.1		0.37	0.37	mg/kg	1	04/25/17	LK	SW6010C
Iron	32500		37	37	mg/Kg	10	04/25/17	LK	SW6010C
Lead	4.0		0.7	0.37	mg/Kg	1	04/25/17	LK	SW6010C
Magnesium	4470		3.7	3.7	mg/Kg	1	04/25/17	LK	SW6010C
Manganese	269	N	3.7	3.7	mg/Kg	10	04/25/17	LK	SW6010C
Mercury	0.07	*	0.03	0.02	mg/Kg	1	04/25/17	RS	SW7471B
Nickel	16.1		0.37	0.37	mg/Kg	1	04/25/17	LK	SW6010C
Potassium	2120	N	7	2.9	mg/Kg	1	04/25/17	LK	SW6010C
Selenium	ND		1.5	1.3	mg/Kg	1	04/25/17	LK	SW6010C
Silver	ND		0.37	0.37	mg/Kg	1	04/25/17	LK	SW6010C
Sodium	1100		7	3.2	mg/Kg	1	04/25/17	LK	SW6010C
Thallium	ND		1.5	1.5	mg/Kg	1	04/25/17	LK	SW6010C
Vanadium	49.4		0.37	0.37	mg/Kg	1	04/25/17	LK	SW6010C
Zinc	59.9		0.7	0.37	mg/Kg	1	04/25/17	LK	SW6010C
Percent Solid	79				%		04/24/17	Q	SW846-%Solid
Soil Extraction for PCB	Completed						04/24/17	BC/V	SW3545A
Soil Extraction for Pest	Completed						04/24/17	BC/V	SW3545A
Soil Extraction for SVOA	Completed						04/24/17	BJ/CKV	SW3545A
Mercury Digestion	Completed						04/25/17	W/W	SW7471B

Parameter	Result	RL/ PQL	LOD/ MDL	Units	Dilution	Date/Time	By	Reference
Total Metals Digest	Completed					04/24/17	Z/AG	SW3050B
Field Extraction	Completed					04/14/17		SW5035A
Polychlorinated Biphenyls								
PCB-1016	ND	84	84	ug/Kg	2	04/27/17	KCA	SW8082A
PCB-1221	ND	84	84	ug/Kg	2	04/27/17	KCA	SW8082A
PCB-1232	ND	84	84	ug/Kg	2	04/27/17	KCA	SW8082A
PCB-1242	ND	84	84	ug/Kg	2	04/27/17	KCA	SW8082A
PCB-1248	ND	84	84	ug/Kg	2	04/27/17	KCA	SW8082A
PCB-1254	ND	84	84	ug/Kg	2	04/27/17	KCA	SW8082A
PCB-1260	ND	84	84	ug/Kg	2	04/27/17	KCA	SW8082A
PCB-1262	ND	84	84	ug/Kg	2	04/27/17	KCA	SW8082A
PCB-1268	ND	84	84	ug/Kg	2	04/27/17	KCA	SW8082A
QA/QC Surrogates								
% DCBP	77			%	2	04/27/17	KCA	40 - 140 %
% TCMX	69			%	2	04/27/17	KCA	SW8082A
Pesticides - Soil								
4,4' -DDD	ND	2.5	2.5	ug/Kg	2	04/26/17	CE	SW8081B
4,4' -DDE	ND	2.5	2.5	ug/Kg	2	04/26/17	CE	SW8081B
4,4' -DDT	ND	2.5	2.5	ug/Kg	2	04/26/17	CE	SW8081B
a-BHC	ND	8.4	8.4	ug/Kg	2	04/26/17	CE	SW8081B
a-Chlordane	ND	4.2	4.2	ug/Kg	2	04/26/17	CE	SW8081B
Aldrin	ND	4.2	4.2	ug/Kg	2	04/26/17	CE	SW8081B
b-BHC	ND	8.4	8.4	ug/Kg	2	04/26/17	CE	SW8081B
Chlordane	ND	42	42	ug/Kg	2	04/26/17	CE	SW8081B
d-BHC	ND	8.4	8.4	ug/Kg	2	04/26/17	CE	SW8081B
Dieldrin	ND	4.2	4.2	ug/Kg	2	04/26/17	CE	SW8081B
Endosulfan I	ND	8.4	8.4	ug/Kg	2	04/26/17	CE	SW8081B
Endosulfan II	ND	8.4	8.4	ug/Kg	2	04/26/17	CE	SW8081B
Endosulfan sulfate	ND	8.4	8.4	ug/Kg	2	04/26/17	CE	SW8081B
Endrin	ND	8.4	8.4	ug/Kg	2	04/26/17	CE	SW8081B
Endrin aldehyde	ND	8.4	8.4	ug/Kg	2	04/26/17	CE	SW8081B
Endrin ketone	ND	8.4	8.4	ug/Kg	2	04/26/17	CE	SW8081B
g-BHC	ND	1.7	1.7	ug/Kg	2	04/26/17	CE	SW8081B
g-Chlordane	ND	4.2	4.2	ug/Kg	2	04/26/17	CE	SW8081B
Heptachlor	ND	8.4	8.4	ug/Kg	2	04/26/17	CE	SW8081B
Heptachlor epoxide	ND	8.4	8.4	ug/Kg	2	04/26/17	CE	SW8081B
Methoxychlor	ND	42	42	ug/Kg	2	04/26/17	CE	SW8081B
Toxaphene	ND	170	170	ug/Kg	2	04/26/17	CE	SW8081B
QA/QC Surrogates								
% DCBP	59			%	2	04/26/17	CE	40 - 140 %
% TCMX	61			%	2	04/26/17	CE	40 - 140 %
Volatiles								
1,1,1,2-Tetrachloroethane	ND	6.5	1.3	ug/Kg	1	04/25/17	HM	SW8260C
1,1,1-Trichloroethane	ND	6.5	0.65	ug/Kg	1	04/25/17	HM	SW8260C
1,1,2,2-Tetrachloroethane	ND	6.5	1.3	ug/Kg	1	04/25/17	HM	SW8260C
1,1,2-Trichloroethane	ND	6.5	1.3	ug/Kg	1	04/25/17	HM	SW8260C
1,1-Dichloroethane	ND	6.5	1.3	ug/Kg	1	04/25/17	HM	SW8260C

Parameter	Result		RL/ PQL	LOD/ MDL	Units	Dilution	Date/Time	By	Reference	
1,1-Dichloroethene	ND		6.5	0.65	ug/Kg	1	04/25/17	HM	SW8260C	
1,1-Dichloropropene	ND		6.5	0.65	ug/Kg	1	04/25/17	HM	SW8260C	
1,2,3-Trichlorobenzene	ND		6.5	1.3	ug/Kg	1	04/25/17	HM	SW8260C	
1,2,3-Trichloropropane	ND		6.5	0.65	ug/Kg	1	04/25/17	HM	SW8260C	
1,2,4-Trichlorobenzene	ND		6.5	1.3	ug/Kg	1	04/25/17	HM	SW8260C	
1,2,4-Trimethylbenzene	ND		6.5	0.65	ug/Kg	1	04/25/17	HM	SW8260C	
1,2-Dibromo-3-chloropropane	ND		6.5	1.3	ug/Kg	1	04/25/17	HM	SW8260C	
1,2-Dibromoethane	ND		6.5	0.65	ug/Kg	1	04/25/17	HM	SW8260C	
1,2-Dichlorobenzene	ND		6.5	0.65	ug/Kg	1	04/25/17	HM	SW8260C	
1,2-Dichloroethane	ND		6.5	0.65	ug/Kg	1	04/25/17	HM	SW8260C	
1,2-Dichloropropane	ND		6.5	1.3	ug/Kg	1	04/25/17	HM	SW8260C	
1,3,5-Trimethylbenzene	ND		6.5	0.65	ug/Kg	1	04/25/17	HM	SW8260C	
1,3-Dichlorobenzene	ND		6.5	0.65	ug/Kg	1	04/25/17	HM	SW8260C	
1,3-Dichloropropane	ND		6.5	1.3	ug/Kg	1	04/25/17	HM	SW8260C	
1,4-Dichlorobenzene	ND		6.5	0.65	ug/Kg	1	04/25/17	HM	SW8260C	
2,2-Dichloropropane	ND		6.5	0.65	ug/Kg	1	04/25/17	HM	SW8260C	
2-Chlorotoluene	ND		6.5	1.3	ug/Kg	1	04/25/17	HM	SW8260C	
2-Hexanone	ND		32	6.5	ug/Kg	1	04/25/17	HM	SW8260C	
2-Isopropyltoluene	ND		6.5	0.65	ug/Kg	1	04/25/17	HM	SW8260C	1
4-Chlorotoluene	ND		6.5	0.65	ug/Kg	1	04/25/17	HM	SW8260C	
4-Methyl-2-pentanone	ND		32	6.5	ug/Kg	1	04/25/17	HM	SW8260C	
Acetone	20	JS	32	6.5	ug/Kg	1	04/25/17	HM	SW8260C	
Acrylonitrile	ND		13	1.3	ug/Kg	1	04/25/17	HM	SW8260C	
Benzene	ND		6.5	0.65	ug/Kg	1	04/25/17	HM	SW8260C	
Bromobenzene	ND		6.5	0.65	ug/Kg	1	04/25/17	HM	SW8260C	
Bromochloromethane	ND		6.5	0.65	ug/Kg	1	04/25/17	HM	SW8260C	
Bromodichloromethane	ND		6.5	1.3	ug/Kg	1	04/25/17	HM	SW8260C	
Bromoform	ND		6.5	1.3	ug/Kg	1	04/25/17	HM	SW8260C	
Bromomethane	ND		6.5	2.6	ug/Kg	1	04/25/17	HM	SW8260C	
Carbon Disulfide	1.4	J	6.5	1.3	ug/Kg	1	04/25/17	HM	SW8260C	
Carbon tetrachloride	ND		6.5	1.3	ug/Kg	1	04/25/17	HM	SW8260C	
Chlorobenzene	ND		6.5	0.65	ug/Kg	1	04/25/17	HM	SW8260C	
Chloroethane	ND		6.5	0.65	ug/Kg	1	04/25/17	HM	SW8260C	
Chloroform	ND		6.5	0.65	ug/Kg	1	04/25/17	HM	SW8260C	
Chloromethane	ND		6.5	1.3	ug/Kg	1	04/25/17	HM	SW8260C	
cis-1,2-Dichloroethene	ND		6.5	0.65	ug/Kg	1	04/25/17	HM	SW8260C	
cis-1,3-Dichloropropene	ND		6.5	0.65	ug/Kg	1	04/25/17	HM	SW8260C	
Dibromochloromethane	ND		6.5	1.3	ug/Kg	1	04/25/17	HM	SW8260C	
Dibromomethane	ND		6.5	1.3	ug/Kg	1	04/25/17	HM	SW8260C	
Dichlorodifluoromethane	ND		6.5	0.65	ug/Kg	1	04/25/17	HM	SW8260C	
Ethylbenzene	ND		6.5	0.65	ug/Kg	1	04/25/17	HM	SW8260C	
Hexachlorobutadiene	ND		6.5	0.65	ug/Kg	1	04/25/17	HM	SW8260C	
Isopropylbenzene	ND		6.5	0.65	ug/Kg	1	04/25/17	HM	SW8260C	
m&p-Xylene	ND		6.5	1.3	ug/Kg	1	04/25/17	HM	SW8260C	
Methyl Ethyl Ketone	ND		39	6.5	ug/Kg	1	04/25/17	HM	SW8260C	
Methyl t-butyl ether (MTBE)	ND		13	1.3	ug/Kg	1	04/25/17	HM	SW8260C	
Methylene chloride	ND		6.5	6.5	ug/Kg	1	04/25/17	HM	SW8260C	
Naphthalene	ND		6.5	1.3	ug/Kg	1	04/25/17	HM	SW8260C	
n-Butylbenzene	ND		6.5	0.65	ug/Kg	1	04/25/17	HM	SW8260C	

Parameter	Result	RL/ PQL	LOD/ MDL	Units	Dilution	Date/Time	By	Reference	
n-Propylbenzene	ND	6.5	1.3	ug/Kg	1	04/25/17	HM	SW8260C	
o-Xylene	ND	6.5	1.3	ug/Kg	1	04/25/17	HM	SW8260C	
p-Isopropyltoluene	ND	6.5	0.65	ug/Kg	1	04/25/17	HM	SW8260C	
sec-Butylbenzene	ND	6.5	0.65	ug/Kg	1	04/25/17	HM	SW8260C	
Styrene	ND	6.5	0.65	ug/Kg	1	04/25/17	HM	SW8260C	
tert-Butylbenzene	ND	6.5	0.65	ug/Kg	1	04/25/17	HM	SW8260C	
Tetrachloroethene	ND	6.5	1.3	ug/Kg	1	04/25/17	HM	SW8260C	
Tetrahydrofuran (THF)	ND	13	3.2	ug/Kg	1	04/25/17	HM	SW8260C	1
Toluene	ND	6.5	0.65	ug/Kg	1	04/25/17	HM	SW8260C	
trans-1,2-Dichloroethene	ND	6.5	0.65	ug/Kg	1	04/25/17	HM	SW8260C	
trans-1,3-Dichloropropene	ND	6.5	0.65	ug/Kg	1	04/25/17	HM	SW8260C	
trans-1,4-dichloro-2-butene	ND	13	3.2	ug/Kg	1	04/25/17	HM	SW8260C	
Trichloroethene	ND	6.5	0.65	ug/Kg	1	04/25/17	HM	SW8260C	
Trichlorofluoromethane	ND	6.5	1.3	ug/Kg	1	04/25/17	HM	SW8260C	
Trichlorotrifluoroethane	ND	6.5	0.65	ug/Kg	1	04/25/17	HM	SW8260C	
Vinyl chloride	ND	6.5	0.65	ug/Kg	1	04/25/17	HM	SW8260C	
QA/QC Surrogates									
% 1,2-dichlorobenzene-d4	93			%	1	04/25/17	HM	70 - 130 %	
% Bromofluorobenzene	101			%	1	04/25/17	HM	70 - 130 %	
% Dibromofluoromethane	104			%	1	04/25/17	HM	70 - 130 %	
% Toluene-d8	88			%	1	04/25/17	HM	70 - 130 %	
Semivolatiles									
1,2,4,5-Tetrachlorobenzene	ND	290	150	ug/Kg	1	04/25/17	DD	SW8270D	
1,2,4-Trichlorobenzene	ND	290	120	ug/Kg	1	04/25/17	DD	SW8270D	
1,2-Dichlorobenzene	ND	290	120	ug/Kg	1	04/25/17	DD	SW8270D	
1,2-Diphenylhydrazine	ND	290	130	ug/Kg	1	04/25/17	DD	SW8270D	
1,3-Dichlorobenzene	ND	290	120	ug/Kg	1	04/25/17	DD	SW8270D	
1,4-Dichlorobenzene	ND	290	120	ug/Kg	1	04/25/17	DD	SW8270D	
2,4,5-Trichlorophenol	ND	290	230	ug/Kg	1	04/25/17	DD	SW8270D	
2,4,6-Trichlorophenol	ND	210	130	ug/Kg	1	04/25/17	DD	SW8270D	
2,4-Dichlorophenol	ND	210	150	ug/Kg	1	04/25/17	DD	SW8270D	
2,4-Dimethylphenol	ND	290	100	ug/Kg	1	04/25/17	DD	SW8270D	
2,4-Dinitrophenol	ND	290	290	ug/Kg	1	04/25/17	DD	SW8270D	
2,4-Dinitrotoluene	ND	210	160	ug/Kg	1	04/25/17	DD	SW8270D	
2,6-Dinitrotoluene	ND	210	130	ug/Kg	1	04/25/17	DD	SW8270D	
2-Chloronaphthalene	ND	290	120	ug/Kg	1	04/25/17	DD	SW8270D	
2-Chlorophenol	ND	290	120	ug/Kg	1	04/25/17	DD	SW8270D	
2-Methylnaphthalene	ND	290	120	ug/Kg	1	04/25/17	DD	SW8270D	
2-Methylphenol (o-cresol)	ND	290	190	ug/Kg	1	04/25/17	DD	SW8270D	
2-Nitroaniline	ND	290	290	ug/Kg	1	04/25/17	DD	SW8270D	
2-Nitrophenol	ND	290	260	ug/Kg	1	04/25/17	DD	SW8270D	
3&4-Methylphenol (m&p-cresol)	ND	290	160	ug/Kg	1	04/25/17	DD	SW8270D	1
3,3'-Dichlorobenzidine	ND	210	190	ug/Kg	1	04/25/17	DD	SW8270D	
3-Nitroaniline	ND	410	830	ug/Kg	1	04/25/17	DD	SW8270D	
4,6-Dinitro-2-methylphenol	ND	250	83	ug/Kg	1	04/25/17	DD	SW8270D	
4-Bromophenyl phenyl ether	ND	290	120	ug/Kg	1	04/25/17	DD	SW8270D	
4-Chloro-3-methylphenol	ND	290	150	ug/Kg	1	04/25/17	DD	SW8270D	
4-Chloroaniline	ND	330	190	ug/Kg	1	04/25/17	DD	SW8270D	
4-Chlorophenyl phenyl ether	ND	290	140	ug/Kg	1	04/25/17	DD	SW8270D	

Parameter	Result	RL/ PQL	LOD/ MDL	Units	Dilution	Date/Time	By	Reference	
4-Nitroaniline	ND	410	140	ug/Kg	1	04/25/17	DD	SW8270D	
4-Nitrophenol	ND	410	190	ug/Kg	1	04/25/17	DD	SW8270D	
Acenaphthene	ND	290	130	ug/Kg	1	04/25/17	DD	SW8270D	
Acenaphthylene	ND	290	120	ug/Kg	1	04/25/17	DD	SW8270D	
Acetophenone	ND	290	130	ug/Kg	1	04/25/17	DD	SW8270D	
Aniline	ND	330	330	ug/Kg	1	04/25/17	DD	SW8270D	
Anthracene	ND	290	140	ug/Kg	1	04/25/17	DD	SW8270D	
Benz(a)anthracene	ND	290	140	ug/Kg	1	04/25/17	DD	SW8270D	
Benzidine	ND	410	240	ug/Kg	1	04/25/17	DD	SW8270D	
Benzo(a)pyrene	ND	210	130	ug/Kg	1	04/25/17	DD	SW8270D	
Benzo(b)fluoranthene	ND	290	140	ug/Kg	1	04/25/17	DD	SW8270D	
Benzo(ghi)perylene	ND	290	130	ug/Kg	1	04/25/17	DD	SW8270D	
Benzo(k)fluoranthene	ND	290	140	ug/Kg	1	04/25/17	DD	SW8270D	
Benzoic acid	ND	2100	830	ug/Kg	1	04/25/17	DD	SW8270D	1
Benzyl butyl phthalate	ND	290	110	ug/Kg	1	04/25/17	DD	SW8270D	
Bis(2-chloroethoxy)methane	ND	290	110	ug/Kg	1	04/25/17	DD	SW8270D	
Bis(2-chloroethyl)ether	ND	210	110	ug/Kg	1	04/25/17	DD	SW8270D	
Bis(2-chloroisopropyl)ether	ND	290	110	ug/Kg	1	04/25/17	DD	SW8270D	
Bis(2-ethylhexyl)phthalate	ND	290	120	ug/Kg	1	04/25/17	DD	SW8270D	
Carbazole	ND	210	170	ug/Kg	1	04/25/17	DD	SW8270D	
Chrysene	ND	290	140	ug/Kg	1	04/25/17	DD	SW8270D	
Dibenz(a,h)anthracene	ND	210	130	ug/Kg	1	04/25/17	DD	SW8270D	
Dibenzofuran	ND	290	120	ug/Kg	1	04/25/17	DD	SW8270D	
Diethyl phthalate	ND	290	130	ug/Kg	1	04/25/17	DD	SW8270D	
Dimethylphthalate	ND	290	130	ug/Kg	1	04/25/17	DD	SW8270D	
Di-n-butylphthalate	ND	290	110	ug/Kg	1	04/25/17	DD	SW8270D	
Di-n-octylphthalate	ND	290	110	ug/Kg	1	04/25/17	DD	SW8270D	
Fluoranthene	ND	290	130	ug/Kg	1	04/25/17	DD	SW8270D	
Fluorene	ND	290	140	ug/Kg	1	04/25/17	DD	SW8270D	
Hexachlorobenzene	ND	210	120	ug/Kg	1	04/25/17	DD	SW8270D	
Hexachlorobutadiene	ND	290	150	ug/Kg	1	04/25/17	DD	SW8270D	
Hexachlorocyclopentadiene	ND	290	130	ug/Kg	1	04/25/17	DD	SW8270D	
Hexachloroethane	ND	210	120	ug/Kg	1	04/25/17	DD	SW8270D	
Indeno(1,2,3-cd)pyrene	ND	290	140	ug/Kg	1	04/25/17	DD	SW8270D	
Isophorone	ND	210	120	ug/Kg	1	04/25/17	DD	SW8270D	
Naphthalene	ND	290	120	ug/Kg	1	04/25/17	DD	SW8270D	
Nitrobenzene	ND	210	140	ug/Kg	1	04/25/17	DD	SW8270D	
N-Nitrosodimethylamine	ND	290	120	ug/Kg	1	04/25/17	DD	SW8270D	
N-Nitrosodi-n-propylamine	ND	210	130	ug/Kg	1	04/25/17	DD	SW8270D	
N-Nitrosodiphenylamine	ND	290	160	ug/Kg	1	04/25/17	DD	SW8270D	
Pentachloronitrobenzene	ND	290	150	ug/Kg	1	04/25/17	DD	SW8270D	
Pentachlorophenol	ND	250	160	ug/Kg	1	04/25/17	DD	SW8270D	
Phenanthrene	ND	290	120	ug/Kg	1	04/25/17	DD	SW8270D	
Phenol	ND	290	130	ug/Kg	1	04/25/17	DD	SW8270D	
Pyrene	ND	290	140	ug/Kg	1	04/25/17	DD	SW8270D	
Pyridine	ND	290	100	ug/Kg	1	04/25/17	DD	SW8270D	
QA/QC Surrogates									
% 2,4,6-Tribromophenol	53			%	1	04/25/17	DD	30 - 130 %	
% 2-Fluorobiphenyl	40			%	1	04/25/17	DD	30 - 130 %	

Parameter	Result	RL/ PQL	LOD/ MDL	Units	Dilution	Date/Time	By	Reference
% 2-Fluorophenol	39			%	1	04/25/17	DD	30 - 130 %
% Nitrobenzene-d5	39			%	1	04/25/17	DD	30 - 130 %
% Phenol-d5	41			%	1	04/25/17	DD	30 - 130 %
% Terphenyl-d14	54			%	1	04/25/17	DD	30 - 130 %

1 = This parameter is not certified by NY NELAC for this matrix. NY NELAC does not offer certification for all parameters at this time.

RL/PQL=Reporting/Practical Quantitation Level (Equivalent to NELAC LOQ, Limit of Quantitation) ND=Not Detected BRL=Below Reporting Level L=Biased Low J=Estimated Below RL LOD=Limit of Detection MDL=Method Detection Limit1
QA/QC Surrogates: Surrogates are compounds (preceeded with a %) added by the lab to determine analysis efficiency. Surrogate results(%) listed in the report are not "detected" compounds.

Comments:

Per 1.4.6 of EPA method 8270D, 1,2-Diphenylhydrazine is unstable and readily converts to Azobenzene. Azobenzene is used for the calibration of 1,2-Diphenylhydrazine.

Please be advised that the NY 375 soil criteria for chromium are based on hexavalent chromium and trivalent chromium.

All soils, solids and sludges are reported on a dry weight basis unless otherwise noted in the sample comments.

S - Laboratory solvent, contamination is possible.

If there are any questions regarding this data, please call Phoenix Client Services.
This report must not be reproduced except in full as defined by the attached chain of custody.

Phyllis Shiller, Laboratory Director
July 11, 2017
Reviewed and Released by: Jon Carlson, Project Manager

Environmental Laboratories, Inc.
587 East Middle Turnpike, P.O.Box 370, Manchester, CT 06045
Tel. (860) 645-1102 Fax (860) 645-0823

ACCREDITED IN ACCORDANCE WITH nelac NY # 11301

Analysis Report

July 11, 2017

FOR: Attn: Mr. Rob Gray
NETC
PO Box 2167
Ballston Spa, NY 12020

Sample Information		Custody Information		Date	Time
Matrix:	SOIL	Collected by:		04/14/17	10:00
Location Code:	NETC	Received by:	SW	04/19/17	17:12
Rush Request:	72 Hour	Analyzed by:	see "By" below		
P.O.#:	15.0918304				

Laboratory Data

SDG ID: GBY06958
Phoenix ID: BY06961

Project ID: 125 BATH STREET
Client ID: B3-2 S-1

Parameter	Result		RL/ PQL	LOD/ MDL	Units	Dilution	Date/Time	By	Reference
Aluminum	5060		41	8.2	mg/Kg	10	04/25/17	LK	SW6010C
Antimony	16.4		2.1	2.1	mg/Kg	1	04/25/17	LK	SW6010C
Arsenic	11.3		0.82	0.82	mg/Kg	1	04/25/17	LK	SW6010C
Barium	1110		0.8	0.41	mg/Kg	1	04/25/17	LK	SW6010C
Beryllium	ND		0.33	0.16	mg/Kg	1	04/25/17	LK	SW6010C
Calcium	45800		41	38	mg/Kg	10	04/25/17	LK	SW6010C
Cadmium	1.60		0.41	0.41	mg/Kg	1	04/25/17	LK	SW6010C
Chromium	1090		4.1	4.1	mg/Kg	10	04/25/17	LK	SW6010C
Cobalt	6.94		0.41	0.41	mg/Kg	1	04/25/17	LK	SW6010C
Copper	102		0.41	0.41	mg/kg	1	04/25/17	LK	SW6010C
Iron	41300		41	41	mg/Kg	10	04/25/17	LK	SW6010C
Lead	318		8.2	4.1	mg/Kg	10	04/25/17	LK	SW6010C
Magnesium	5090		4.1	4.1	mg/Kg	1	04/25/17	LK	SW6010C
Manganese	362	N	4.1	4.1	mg/Kg	10	04/25/17	LK	SW6010C
Mercury	0.53	*	0.03	0.02	mg/Kg	1	04/25/17	RS	SW7471B
Nickel	36.6		0.41	0.41	mg/Kg	1	04/25/17	LK	SW6010C
Potassium	1020	N	8	3.2	mg/Kg	1	04/25/17	LK	SW6010C
Selenium	ND		1.6	1.4	mg/Kg	1	04/25/17	LK	SW6010C
Silver	ND		0.41	0.41	mg/Kg	1	04/25/17	LK	SW6010C
Sodium	482		8	3.5	mg/Kg	1	04/25/17	LK	SW6010C
Thallium	ND		1.6	1.6	mg/Kg	1	04/25/17	LK	SW6010C
Vanadium	26.7		0.41	0.41	mg/Kg	1	04/25/17	LK	SW6010C
Zinc	381		8.2	4.1	mg/Kg	10	04/25/17	LK	SW6010C
Percent Solid	78				%		04/24/17	Q	SW846-%Solid
Soil Extraction for PCB	Completed						04/24/17	BC/V	SW3545A
Soil Extraction for Pest	Completed						04/24/17	BC/V	SW3545A
Soil Extraction for SVOA	Completed						04/24/17	BJ/CKV	SW3545A
Mercury Digestion	Completed						04/25/17	W/W	SW7471B

Parameter	Result	RL/ PQL	LOD/ MDL	Units	Dilution	Date/Time	By	Reference
Total Metals Digest	Completed					04/24/17	Z/AG	SW3050B
Field Extraction	Completed					04/14/17		SW5035A
Polychlorinated Biphenyls								
PCB-1016	ND	420	420	ug/Kg	10	04/26/17	KCA	SW8082A
PCB-1221	ND	420	420	ug/Kg	10	04/26/17	KCA	SW8082A
PCB-1232	ND	420	420	ug/Kg	10	04/26/17	KCA	SW8082A
PCB-1242	ND	420	420	ug/Kg	10	04/26/17	KCA	SW8082A
PCB-1248	ND	420	420	ug/Kg	10	04/26/17	KCA	SW8082A
PCB-1254	840	420	420	ug/Kg	10	04/26/17	KCA	SW8082A
PCB-1260	ND	420	420	ug/Kg	10	04/26/17	KCA	SW8082A
PCB-1262	ND	420	420	ug/Kg	10	04/26/17	KCA	SW8082A
PCB-1268	ND	420	420	ug/Kg	10	04/26/17	KCA	SW8082A
QA/QC Surrogates								
% DCBP	117			%	10	04/26/17	KCA	40 - 140 %
% TCMX	38			%	10	04/26/17	KCA	SW8082A
Pesticides - Soil								
4,4' -DDD	ND	25	25	ug/Kg	20	04/25/17	CE	SW8081B
4,4' -DDE	ND	42	42	ug/Kg	20	04/25/17	CE	SW8081B
4,4' -DDT	ND	130	130	ug/Kg	20	04/25/17	CE	SW8081B
a-BHC	ND	85	85	ug/Kg	20	04/25/17	CE	SW8081B
a-Chlordane	ND	42	42	ug/Kg	20	04/25/17	CE	SW8081B
Aldrin	ND	42	42	ug/Kg	20	04/25/17	CE	SW8081B
b-BHC	ND	85	85	ug/Kg	20	04/25/17	CE	SW8081B
Chlordane	ND	420	420	ug/Kg	20	04/25/17	CE	SW8081B
d-BHC	ND	85	85	ug/Kg	20	04/25/17	CE	SW8081B
Dieldrin	ND	85	85	ug/Kg	20	04/25/17	CE	SW8081B
Endosulfan I	ND	85	85	ug/Kg	20	04/25/17	CE	SW8081B
Endosulfan II	ND	85	85	ug/Kg	20	04/25/17	CE	SW8081B
Endosulfan sulfate	ND	85	85	ug/Kg	20	04/25/17	CE	SW8081B
Endrin	ND	85	85	ug/Kg	20	04/25/17	CE	SW8081B
Endrin aldehyde	ND	85	85	ug/Kg	20	04/25/17	CE	SW8081B
Endrin ketone	ND	85	85	ug/Kg	20	04/25/17	CE	SW8081B
g-BHC	ND	17	17	ug/Kg	20	04/25/17	CE	SW8081B
g-Chlordane	ND	42	42	ug/Kg	20	04/25/17	CE	SW8081B
Heptachlor	110	42	42	ug/Kg	20	04/25/17	CE	SW8081B
Heptachlor epoxide	ND	85	85	ug/Kg	20	04/25/17	CE	SW8081B
Methoxychlor	ND	420	420	ug/Kg	20	04/25/17	CE	SW8081B
Toxaphene	ND	1700	1700	ug/Kg	20	04/25/17	CE	SW8081B
QA/QC Surrogates								
% DCBP	Diluted Out			%	20	04/25/17	CE	40 - 140 %
% TCMX	Diluted Out			%	20	04/25/17	CE	40 - 140 %
Volatiles								
1,1,1,2-Tetrachloroethane	ND	8.7	1.7	ug/Kg	1	04/25/17	JLI	SW8260C
1,1,1-Trichloroethane	ND	8.7	0.87	ug/Kg	1	04/25/17	JLI	SW8260C
1,1,2,2-Tetrachloroethane	ND	550	110	ug/Kg	50	04/25/17	JLI	SW8260C
1,1,2-Trichloroethane	ND	8.7	1.7	ug/Kg	1	04/25/17	JLI	SW8260C
1,1-Dichloroethane	ND	8.7	1.7	ug/Kg	1	04/25/17	JLI	SW8260C

Parameter	Result		RL/ PQL	LOD/ MDL	Units	Dilution	Date/Time	By	Reference	
1,1-Dichloroethene	ND		8.7	0.87	ug/Kg	1	04/25/17	JLI	SW8260C	
1,1-Dichloropropene	ND		8.7	0.87	ug/Kg	1	04/25/17	JLI	SW8260C	
1,2,3-Trichlorobenzene	ND		550	110	ug/Kg	50	04/25/17	JLI	SW8260C	
1,2,3-Trichloropropane	ND		550	55	ug/Kg	50	04/25/17	JLI	SW8260C	
1,2,4-Trichlorobenzene	ND		550	110	ug/Kg	50	04/25/17	JLI	SW8260C	
1,2,4-Trimethylbenzene	ND		550	55	ug/Kg	50	04/25/17	JLI	SW8260C	
1,2-Dibromo-3-chloropropane	ND		550	110	ug/Kg	50	04/25/17	JLI	SW8260C	
1,2-Dibromoethane	ND		8.7	0.87	ug/Kg	1	04/25/17	JLI	SW8260C	
1,2-Dichlorobenzene	ND		550	55	ug/Kg	50	04/25/17	JLI	SW8260C	
1,2-Dichloroethane	2.0	J	8.7	0.87	ug/Kg	1	04/25/17	JLI	SW8260C	
1,2-Dichloropropane	ND		8.7	1.7	ug/Kg	1	04/25/17	JLI	SW8260C	
1,3,5-Trimethylbenzene	ND		550	55	ug/Kg	50	04/25/17	JLI	SW8260C	
1,3-Dichlorobenzene	ND		550	55	ug/Kg	50	04/25/17	JLI	SW8260C	
1,3-Dichloropropane	ND		8.7	1.7	ug/Kg	1	04/25/17	JLI	SW8260C	
1,4-Dichlorobenzene	ND		550	55	ug/Kg	50	04/25/17	JLI	SW8260C	
2,2-Dichloropropane	ND		8.7	0.87	ug/Kg	1	04/25/17	JLI	SW8260C	
2-Chlorotoluene	ND		550	110	ug/Kg	50	04/25/17	JLI	SW8260C	
2-Hexanone	ND		44	8.7	ug/Kg	1	04/25/17	JLI	SW8260C	
2-Isopropyltoluene	ND		550	55	ug/Kg	50	04/25/17	JLI	SW8260C	1
4-Chlorotoluene	ND		550	55	ug/Kg	50	04/25/17	JLI	SW8260C	
4-Methyl-2-pentanone	ND		44	8.7	ug/Kg	1	04/25/17	JLI	SW8260C	
Acetone	75	S	44	8.7	ug/Kg	1	04/25/17	JLI	SW8260C	
Acrylonitrile	ND		17	1.7	ug/Kg	1	04/25/17	JLI	SW8260C	
Benzene	ND		8.7	0.87	ug/Kg	1	04/25/17	JLI	SW8260C	
Bromobenzene	ND		550	55	ug/Kg	50	04/25/17	JLI	SW8260C	
Bromochloromethane	ND		8.7	0.87	ug/Kg	1	04/25/17	JLI	SW8260C	
Bromodichloromethane	ND		8.7	1.7	ug/Kg	1	04/25/17	JLI	SW8260C	
Bromoform	ND		8.7	1.7	ug/Kg	1	04/25/17	JLI	SW8260C	
Bromomethane	ND		8.7	3.5	ug/Kg	1	04/25/17	JLI	SW8260C	
Carbon Disulfide	ND		8.7	1.7	ug/Kg	1	04/25/17	JLI	SW8260C	
Carbon tetrachloride	640		550	110	ug/Kg	50	04/25/17	JLI	SW8260C	
Chlorobenzene	92	J	550	55	ug/Kg	50	04/25/17	JLI	SW8260C	
Chloroethane	ND		8.7	0.87	ug/Kg	1	04/25/17	JLI	SW8260C	
Chloroform	ND		8.7	0.87	ug/Kg	1	04/25/17	JLI	SW8260C	
Chloromethane	ND		8.7	1.7	ug/Kg	1	04/25/17	JLI	SW8260C	
cis-1,2-Dichloroethene	ND		8.7	0.87	ug/Kg	1	04/25/17	JLI	SW8260C	
cis-1,3-Dichloropropene	ND		8.7	0.87	ug/Kg	1	04/25/17	JLI	SW8260C	
Dibromochloromethane	ND		8.7	1.7	ug/Kg	1	04/25/17	JLI	SW8260C	
Dibromomethane	ND		8.7	1.7	ug/Kg	1	04/25/17	JLI	SW8260C	
Dichlorodifluoromethane	3.3	J	8.7	0.87	ug/Kg	1	04/25/17	JLI	SW8260C	
Ethylbenzene	1.5	J	8.7	0.87	ug/Kg	1	04/25/17	JLI	SW8260C	
Hexachlorobutadiene	91	J	550	55	ug/Kg	50	04/25/17	JLI	SW8260C	
Isopropylbenzene	ND		550	55	ug/Kg	50	04/25/17	JLI	SW8260C	
m&p-Xylene	ND		8.7	1.7	ug/Kg	1	04/25/17	JLI	SW8260C	
Methyl Ethyl Ketone	11	J	52	8.7	ug/Kg	1	04/25/17	JLI	SW8260C	
Methyl t-butyl ether (MTBE)	ND		17	1.7	ug/Kg	1	04/25/17	JLI	SW8260C	
Methylene chloride	ND		8.7	8.7	ug/Kg	1	04/25/17	JLI	SW8260C	
Naphthalene	230	J	550	110	ug/Kg	50	04/25/17	JLI	SW8260C	
n-Butylbenzene	ND		550	55	ug/Kg	50	04/25/17	JLI	SW8260C	

Parameter	Result		RL/ PQL	LOD/ MDL	Units	Dilution	Date/Time	By	Reference	
n-Propylbenzene	ND		550	110	ug/Kg	50	04/25/17	JLI	SW8260C	
o-Xylene	ND		8.7	1.7	ug/Kg	1	04/25/17	JLI	SW8260C	
p-Isopropyltoluene	ND		550	55	ug/Kg	50	04/25/17	JLI	SW8260C	
sec-Butylbenzene	ND		550	55	ug/Kg	50	04/25/17	JLI	SW8260C	
Styrene	1.1	J	8.7	0.87	ug/Kg	1	04/25/17	JLI	SW8260C	
tert-Butylbenzene	ND		550	55	ug/Kg	50	04/25/17	JLI	SW8260C	
Tetrachloroethene	ND		8.7	1.7	ug/Kg	1	04/25/17	JLI	SW8260C	
Tetrahydrofuran (THF)	ND		17	4.4	ug/Kg	1	04/25/17	JLI	SW8260C	1
Toluene	ND		8.7	0.87	ug/Kg	1	04/25/17	JLI	SW8260C	
trans-1,2-Dichloroethene	ND		8.7	0.87	ug/Kg	1	04/25/17	JLI	SW8260C	
trans-1,3-Dichloropropene	ND		8.7	0.87	ug/Kg	1	04/25/17	JLI	SW8260C	
trans-1,4-dichloro-2-butene	ND		1100	280	ug/Kg	50	04/25/17	JLI	SW8260C	
Trichloroethene	ND		8.7	0.87	ug/Kg	1	04/25/17	JLI	SW8260C	
Trichlorofluoromethane	10000		550	110	ug/Kg	50	04/25/17	JLI	SW8260C	
Trichlorotrifluoroethane	ND		8.7	0.87	ug/Kg	1	04/25/17	JLI	SW8260C	
Vinyl chloride	ND		8.7	0.87	ug/Kg	1	04/25/17	JLI	SW8260C	
QA/QC Surrogates										
% 1,2-dichlorobenzene-d4	95				%	50	04/25/17	JLI	70 - 130 %	
% Bromofluorobenzene	101				%	50	04/25/17	JLI	70 - 130 %	
% Dibromofluoromethane	104				%	1	04/25/17	JLI	70 - 130 %	
% Toluene-d8	82				%	1	04/25/17	JLI	70 - 130 %	
Semivolatiles										
1,2,4,5-Tetrachlorobenzene	ND		300	150	ug/Kg	1	04/25/17	DD	SW8270D	
1,2,4-Trichlorobenzene	ND		300	130	ug/Kg	1	04/25/17	DD	SW8270D	
1,2-Dichlorobenzene	ND		300	120	ug/Kg	1	04/25/17	DD	SW8270D	
1,2-Diphenylhydrazine	ND		300	140	ug/Kg	1	04/25/17	DD	SW8270D	
1,3-Dichlorobenzene	ND		300	130	ug/Kg	1	04/25/17	DD	SW8270D	
1,4-Dichlorobenzene	ND		300	130	ug/Kg	1	04/25/17	DD	SW8270D	
2,4,5-Trichlorophenol	ND		300	230	ug/Kg	1	04/25/17	DD	SW8270D	
2,4,6-Trichlorophenol	ND		210	140	ug/Kg	1	04/25/17	DD	SW8270D	
2,4-Dichlorophenol	ND		210	150	ug/Kg	1	04/25/17	DD	SW8270D	
2,4-Dimethylphenol	ND		300	110	ug/Kg	1	04/25/17	DD	SW8270D	
2,4-Dinitrophenol	ND		300	300	ug/Kg	1	04/25/17	DD	SW8270D	
2,4-Dinitrotoluene	ND		210	170	ug/Kg	1	04/25/17	DD	SW8270D	
2,6-Dinitrotoluene	ND		210	130	ug/Kg	1	04/25/17	DD	SW8270D	
2-Chloronaphthalene	ND		300	120	ug/Kg	1	04/25/17	DD	SW8270D	
2-Chlorophenol	ND		300	120	ug/Kg	1	04/25/17	DD	SW8270D	
2-Methylnaphthalene	ND		300	130	ug/Kg	1	04/25/17	DD	SW8270D	
2-Methylphenol (o-cresol)	ND		300	200	ug/Kg	1	04/25/17	DD	SW8270D	
2-Nitroaniline	ND		300	300	ug/Kg	1	04/25/17	DD	SW8270D	
2-Nitrophenol	ND		300	270	ug/Kg	1	04/25/17	DD	SW8270D	
3&4-Methylphenol (m&p-cresol)	ND		300	170	ug/Kg	1	04/25/17	DD	SW8270D	1
3,3'-Dichlorobenzidine	ND		210	200	ug/Kg	1	04/25/17	DD	SW8270D	
3-Nitroaniline	ND		430	850	ug/Kg	1	04/25/17	DD	SW8270D	
4,6-Dinitro-2-methylphenol	ND		260	85	ug/Kg	1	04/25/17	DD	SW8270D	
4-Bromophenyl phenyl ether	ND		300	130	ug/Kg	1	04/25/17	DD	SW8270D	
4-Chloro-3-methylphenol	ND		300	150	ug/Kg	1	04/25/17	DD	SW8270D	
4-Chloroaniline	ND		340	200	ug/Kg	1	04/25/17	DD	SW8270D	
4-Chlorophenyl phenyl ether	ND		300	140	ug/Kg	1	04/25/17	DD	SW8270D	

Parameter	Result		RL/ PQL	LOD/ MDL	Units	Dilution	Date/Time	By	Reference	
4-Nitroaniline	ND		430	140	ug/Kg	1	04/25/17	DD	SW8270D	
4-Nitrophenol	ND		430	190	ug/Kg	1	04/25/17	DD	SW8270D	
Acenaphthene	150	J	300	130	ug/Kg	1	04/25/17	DD	SW8270D	
Acenaphthylene	ND		300	120	ug/Kg	1	04/25/17	DD	SW8270D	
Acetophenone	ND		300	130	ug/Kg	1	04/25/17	DD	SW8270D	
Aniline	ND		340	340	ug/Kg	1	04/25/17	DD	SW8270D	
Anthracene	440		300	140	ug/Kg	1	04/25/17	DD	SW8270D	
Benz(a)anthracene	1300		300	140	ug/Kg	1	04/25/17	DD	SW8270D	
Benzidine	ND		430	250	ug/Kg	1	04/25/17	DD	SW8270D	
Benzo(a)pyrene	1300		210	140	ug/Kg	1	04/25/17	DD	SW8270D	
Benzo(b)fluoranthene	1200		300	150	ug/Kg	1	04/25/17	DD	SW8270D	
Benzo(ghi)perylene	650		300	140	ug/Kg	1	04/25/17	DD	SW8270D	
Benzo(k)fluoranthene	1200		300	140	ug/Kg	1	04/25/17	DD	SW8270D	
Benzoic acid	ND		2100	850	ug/Kg	1	04/25/17	DD	SW8270D	1
Benzyl butyl phthalate	ND		300	110	ug/Kg	1	04/25/17	DD	SW8270D	
Bis(2-chloroethoxy)methane	ND		300	120	ug/Kg	1	04/25/17	DD	SW8270D	
Bis(2-chloroethyl)ether	ND		210	120	ug/Kg	1	04/25/17	DD	SW8270D	
Bis(2-chloroisopropyl)ether	ND		300	120	ug/Kg	1	04/25/17	DD	SW8270D	
Bis(2-ethylhexyl)phthalate	ND		300	120	ug/Kg	1	04/25/17	DD	SW8270D	
Carbazole	180	J	210	170	ug/Kg	1	04/25/17	DD	SW8270D	
Chrysene	1400		300	140	ug/Kg	1	04/25/17	DD	SW8270D	
Dibenz(a,h)anthracene	180	J	210	140	ug/Kg	1	04/25/17	DD	SW8270D	
Dibenzofuran	ND		300	120	ug/Kg	1	04/25/17	DD	SW8270D	
Diethyl phthalate	ND		300	130	ug/Kg	1	04/25/17	DD	SW8270D	
Dimethylphthalate	ND		300	130	ug/Kg	1	04/25/17	DD	SW8270D	
Di-n-butylphthalate	ND		300	110	ug/Kg	1	04/25/17	DD	SW8270D	
Di-n-octylphthalate	ND		300	110	ug/Kg	1	04/25/17	DD	SW8270D	
Fluoranthene	3100		300	140	ug/Kg	1	04/25/17	DD	SW8270D	
Fluorene	170	J	300	140	ug/Kg	1	04/25/17	DD	SW8270D	
Hexachlorobenzene	ND		210	120	ug/Kg	1	04/25/17	DD	SW8270D	
Hexachlorobutadiene	ND		300	150	ug/Kg	1	04/25/17	DD	SW8270D	
Hexachlorocyclopentadiene	ND		300	130	ug/Kg	1	04/25/17	DD	SW8270D	
Hexachloroethane	ND		210	130	ug/Kg	1	04/25/17	DD	SW8270D	
Indeno(1,2,3-cd)pyrene	690		300	140	ug/Kg	1	04/25/17	DD	SW8270D	
Isophorone	ND		210	120	ug/Kg	1	04/25/17	DD	SW8270D	
Naphthalene	150	J	300	120	ug/Kg	1	04/25/17	DD	SW8270D	
Nitrobenzene	ND		210	150	ug/Kg	1	04/25/17	DD	SW8270D	
N-Nitrosodimethylamine	ND		300	120	ug/Kg	1	04/25/17	DD	SW8270D	
N-Nitrosodi-n-propylamine	ND		210	140	ug/Kg	1	04/25/17	DD	SW8270D	
N-Nitrosodiphenylamine	ND		300	160	ug/Kg	1	04/25/17	DD	SW8270D	
Pentachloronitrobenzene	ND		300	160	ug/Kg	1	04/25/17	DD	SW8270D	
Pentachlorophenol	300		260	160	ug/Kg	1	04/25/17	DD	SW8270D	
Phenanthrene	1700		300	120	ug/Kg	1	04/25/17	DD	SW8270D	
Phenol	ND		300	140	ug/Kg	1	04/25/17	DD	SW8270D	
Pyrene	2700		300	150	ug/Kg	1	04/25/17	DD	SW8270D	
Pyridine	ND		300	100	ug/Kg	1	04/25/17	DD	SW8270D	
QA/QC Surrogates										
% 2,4,6-Tribromophenol	55				%	1	04/25/17	DD	30 - 130 %	
% 2-Fluorobiphenyl	51				%	1	04/25/17	DD	30 - 130 %	

Parameter	Result	RL/ PQL	LOD/ MDL	Units	Dilution	Date/Time	By	Reference
% 2-Fluorophenol	52			%	1	04/25/17	DD	30 - 130 %
% Nitrobenzene-d5	58			%	1	04/25/17	DD	30 - 130 %
% Phenol-d5	54			%	1	04/25/17	DD	30 - 130 %
% Terphenyl-d14	63			%	1	04/25/17	DD	30 - 130 %

1 = This parameter is not certified by NY NELAC for this matrix. NY NELAC does not offer certification for all parameters at this time.

RL/PQL=Reporting/Practical Quantitation Level (Equivalent to NELAC LOQ, Limit of Quantitation) ND=Not Detected BRL=Below Reporting Level L=Biased Low J=Estimated Below RL LOD=Limit of Detection MDL=Method Detection Limit1
QA/QC Surrogates: Surrogates are compounds (preceeded with a %) added by the lab to determine analysis efficiency. Surrogate results(%) listed in the report are not "detected" compounds.

Comments:

Please be advised that the NY 375 soil criteria for chromium are based on hexavalent chromium and trivalent chromium.

Per 1.4.6 of EPA method 8270D, 1,2-Diphenylhydrazine is unstable and readily converts to Azobenzene. Azobenzene is used for the calibration of 1,2-Diphenylhydrazine.

Volatile Comment:
There was a suppression of the last internal standard in the low level analysis, all affected compounds are reported from the methanol preserved high level analysis which did not exhibit this interference.

Pesticide Comment:
A dilution of the pesticide extract was necessary due to matrix interference caused by the presence of PCBs in the sample, the requested criteria could not be met for all pesticide compounds.

All soils, solids and sludges are reported on a dry weight basis unless otherwise noted in the sample comments.

S - Laboratory solvent, contamination is possible.

If there are any questions regarding this data, please call Phoenix Client Services.
This report must not be reproduced except in full as defined by the attached chain of custody.

Phyllis Shiller, Laboratory Director
July 11, 2017
Reviewed and Released by: Jon Carlson, Project Manager

PHOENIX

Environmental Laboratories, Inc.
587 East Middle Turnpike, P.O.Box 370, Manchester, CT 06045
Tel. (860) 645-1102 Fax (860) 645-0823

ACCREDITED IN ACCORDANCE WITH nelac NY # 11301

Analysis Report

July 11, 2017

FOR: Attn: Mr. Rob Gray
NETC
PO Box 2167
Ballston Spa, NY 12020

Sample Information		Custody Information		Date	Time
Matrix:	SOIL	Collected by:		04/14/17	10:10
Location Code:	NETC	Received by:	SW	04/19/17	17:12
Rush Request:	72 Hour	Analyzed by:	see "By" below		
P.O.#:	15.0918304				

Laboratory Data

SDG ID: GBY06958
Phoenix ID: BY06962

Project ID: 125 BATH STREET
Client ID: B3-2 S-2

Parameter	Result		RL/ PQL	LOD/ MDL	Units	Dilution	Date/Time	By	Reference
Aluminum	11200		41	8.1	mg/Kg	10	04/25/17	LK	SW6010C
Antimony	ND		2.0	2.0	mg/Kg	1	04/25/17	LK	SW6010C
Arsenic	3.71		0.81	0.81	mg/Kg	1	04/25/17	LK	SW6010C
Barium	75.0		0.8	0.41	mg/Kg	1	04/25/17	LK	SW6010C
Beryllium	0.63		0.32	0.16	mg/Kg	1	04/25/17	LK	SW6010C
Calcium	36900		41	37	mg/Kg	10	04/25/17	LK	SW6010C
Cadmium	ND		0.41	0.41	mg/Kg	1	04/25/17	LK	SW6010C
Chromium	15.5		0.41	0.41	mg/Kg	1	04/25/17	LK	SW6010C
Cobalt	11.3		0.41	0.41	mg/Kg	1	04/25/17	LK	SW6010C
Copper	21.2		0.41	0.41	mg/kg	1	04/25/17	LK	SW6010C
Iron	26200		41	41	mg/Kg	10	04/25/17	LK	SW6010C
Lead	6.1		0.8	0.41	mg/Kg	1	04/25/17	LK	SW6010C
Magnesium	9810		41	41	mg/Kg	10	04/25/17	LK	SW6010C
Manganese	535	N	4.1	4.1	mg/Kg	10	04/25/17	LK	SW6010C
Mercury	0.21	*	0.03	0.02	mg/Kg	1	04/25/17	RS	SW7471B
Nickel	16.7		0.41	0.41	mg/Kg	1	04/25/17	LK	SW6010C
Potassium	2680	N	8	3.2	mg/Kg	1	04/25/17	LK	SW6010C
Selenium	ND		1.6	1.4	mg/Kg	1	04/25/17	LK	SW6010C
Silver	ND		0.41	0.41	mg/Kg	1	04/25/17	LK	SW6010C
Sodium	1420		8	3.5	mg/Kg	1	04/25/17	LK	SW6010C
Thallium	ND		1.6	1.6	mg/Kg	1	04/25/17	LK	SW6010C
Vanadium	29.0		0.41	0.41	mg/Kg	1	04/25/17	LK	SW6010C
Zinc	55.2		0.8	0.41	mg/Kg	1	04/25/17	LK	SW6010C
Percent Solid	76				%		04/24/17	Q	SW846-%Solid
Soil Extraction for PCB	Completed						04/24/17	BC/V	SW3545A
Soil Extraction for Pest	Completed						04/24/17	BC/V	SW3545A
Soil Extraction for SVOA	Completed						04/24/17	BJ/CKV	SW3545A
Mercury Digestion	Completed						04/25/17	W/W	SW7471B

Parameter	Result	RL/ PQL	LOD/ MDL	Units	Dilution	Date/Time	By	Reference
Total Metals Digest	Completed					04/24/17	Z/AG	SW3050B
Field Extraction	Completed					04/14/17		SW5035A
Polychlorinated Biphenyls								
PCB-1016	ND	86	86	ug/Kg	2	04/27/17	KCA	SW8082A
PCB-1221	ND	86	86	ug/Kg	2	04/27/17	KCA	SW8082A
PCB-1232	ND	86	86	ug/Kg	2	04/27/17	KCA	SW8082A
PCB-1242	ND	86	86	ug/Kg	2	04/27/17	KCA	SW8082A
PCB-1248	ND	86	86	ug/Kg	2	04/27/17	KCA	SW8082A
PCB-1254	ND	86	86	ug/Kg	2	04/27/17	KCA	SW8082A
PCB-1260	ND	86	86	ug/Kg	2	04/27/17	KCA	SW8082A
PCB-1262	ND	86	86	ug/Kg	2	04/27/17	KCA	SW8082A
PCB-1268	ND	86	86	ug/Kg	2	04/27/17	KCA	SW8082A
QA/QC Surrogates								
% DCBP	76			%	2	04/27/17	KCA	40 - 140 %
% TCMX	79			%	2	04/27/17	KCA	SW8082A
Pesticides - Soil								
4,4' -DDD	ND	2.6	2.6	ug/Kg	2	04/27/17	CE	SW8081B
4,4' -DDE	ND	2.6	2.6	ug/Kg	2	04/27/17	CE	SW8081B
4,4' -DDT	ND	2.6	2.6	ug/Kg	2	04/27/17	CE	SW8081B
a-BHC	ND	8.6	8.6	ug/Kg	2	04/27/17	CE	SW8081B
a-Chlordane	ND	4.3	4.3	ug/Kg	2	04/27/17	CE	SW8081B
Aldrin	ND	4.3	4.3	ug/Kg	2	04/27/17	CE	SW8081B
b-BHC	ND	8.6	8.6	ug/Kg	2	04/27/17	CE	SW8081B
Chlordane	ND	43	43	ug/Kg	2	04/27/17	CE	SW8081B
d-BHC	ND	8.6	8.6	ug/Kg	2	04/27/17	CE	SW8081B
Dieldrin	ND	4.3	4.3	ug/Kg	2	04/27/17	CE	SW8081B
Endosulfan I	ND	8.6	8.6	ug/Kg	2	04/27/17	CE	SW8081B
Endosulfan II	ND	8.6	8.6	ug/Kg	2	04/27/17	CE	SW8081B
Endosulfan sulfate	ND	8.6	8.6	ug/Kg	2	04/27/17	CE	SW8081B
Endrin	ND	8.6	8.6	ug/Kg	2	04/27/17	CE	SW8081B
Endrin aldehyde	ND	8.6	8.6	ug/Kg	2	04/27/17	CE	SW8081B
Endrin ketone	ND	8.6	8.6	ug/Kg	2	04/27/17	CE	SW8081B
g-BHC	ND	1.7	1.7	ug/Kg	2	04/27/17	CE	SW8081B
g-Chlordane	ND	4.3	4.3	ug/Kg	2	04/27/17	CE	SW8081B
Heptachlor	ND	8.6	8.6	ug/Kg	2	04/27/17	CE	SW8081B
Heptachlor epoxide	ND	8.6	8.6	ug/Kg	2	04/27/17	CE	SW8081B
Methoxychlor	ND	43	43	ug/Kg	2	04/27/17	CE	SW8081B
Toxaphene	ND	170	170	ug/Kg	2	04/27/17	CE	SW8081B
QA/QC Surrogates								
% DCBP	90			%	2	04/27/17	CE	40 - 140 %
% TCMX	75			%	2	04/27/17	CE	40 - 140 %
Volatiles								
1,1,1,2-Tetrachloroethane	ND	7.2	1.4	ug/Kg	1	04/25/17	HM	SW8260C
1,1,1-Trichloroethane	ND	7.2	0.72	ug/Kg	1	04/25/17	HM	SW8260C
1,1,2,2-Tetrachloroethane	ND	380	76	ug/Kg	50	04/24/17	HM	SW8260C
1,1,2-Trichloroethane	ND	7.2	1.4	ug/Kg	1	04/25/17	HM	SW8260C
1,1-Dichloroethane	ND	7.2	1.4	ug/Kg	1	04/25/17	HM	SW8260C

Parameter	Result		RL/ PQL	LOD/ MDL	Units	Dilution	Date/Time	By	Reference	
1,1-Dichloroethene	ND		7.2	0.72	ug/Kg	1	04/25/17	HM	SW8260C	
1,1-Dichloropropene	ND		7.2	0.72	ug/Kg	1	04/25/17	HM	SW8260C	
1,2,3-Trichlorobenzene	ND		380	76	ug/Kg	50	04/24/17	HM	SW8260C	
1,2,3-Trichloropropane	ND		380	38	ug/Kg	50	04/24/17	HM	SW8260C	
1,2,4-Trichlorobenzene	ND		380	76	ug/Kg	50	04/24/17	HM	SW8260C	
1,2,4-Trimethylbenzene	ND		380	38	ug/Kg	50	04/24/17	HM	SW8260C	
1,2-Dibromo-3-chloropropane	ND		380	76	ug/Kg	50	04/24/17	HM	SW8260C	
1,2-Dibromoethane	ND		7.2	0.72	ug/Kg	1	04/25/17	HM	SW8260C	
1,2-Dichlorobenzene	ND		380	38	ug/Kg	50	04/24/17	HM	SW8260C	
1,2-Dichloroethane	ND		7.2	0.72	ug/Kg	1	04/25/17	HM	SW8260C	
1,2-Dichloropropane	ND		7.2	1.4	ug/Kg	1	04/25/17	HM	SW8260C	
1,3,5-Trimethylbenzene	ND		380	38	ug/Kg	50	04/24/17	HM	SW8260C	
1,3-Dichlorobenzene	ND		380	38	ug/Kg	50	04/24/17	HM	SW8260C	
1,3-Dichloropropane	ND		7.2	1.4	ug/Kg	1	04/25/17	HM	SW8260C	
1,4-Dichlorobenzene	ND		380	38	ug/Kg	50	04/24/17	HM	SW8260C	
2,2-Dichloropropane	ND		7.2	0.72	ug/Kg	1	04/25/17	HM	SW8260C	
2-Chlorotoluene	ND		380	76	ug/Kg	50	04/24/17	HM	SW8260C	
2-Hexanone	ND		36	7.2	ug/Kg	1	04/25/17	HM	SW8260C	
2-Isopropyltoluene	ND		380	38	ug/Kg	50	04/24/17	HM	SW8260C	1
4-Chlorotoluene	ND		380	38	ug/Kg	50	04/24/17	HM	SW8260C	
4-Methyl-2-pentanone	ND		36	7.2	ug/Kg	1	04/25/17	HM	SW8260C	
Acetone	19	JS	36	7.2	ug/Kg	1	04/25/17	HM	SW8260C	
Acrylonitrile	ND		14	1.4	ug/Kg	1	04/25/17	HM	SW8260C	
Benzene	ND		7.2	0.72	ug/Kg	1	04/25/17	HM	SW8260C	
Bromobenzene	ND		380	38	ug/Kg	50	04/24/17	HM	SW8260C	
Bromochloromethane	ND		7.2	0.72	ug/Kg	1	04/25/17	HM	SW8260C	
Bromodichloromethane	ND		7.2	1.4	ug/Kg	1	04/25/17	HM	SW8260C	
Bromoform	ND		7.2	1.4	ug/Kg	1	04/25/17	HM	SW8260C	
Bromomethane	ND		7.2	2.9	ug/Kg	1	04/25/17	HM	SW8260C	
Carbon Disulfide	1.5	J	7.2	1.4	ug/Kg	1	04/25/17	HM	SW8260C	
Carbon tetrachloride	ND		7.2	1.4	ug/Kg	1	04/25/17	HM	SW8260C	
Chlorobenzene	ND		7.2	0.72	ug/Kg	1	04/25/17	HM	SW8260C	
Chloroethane	ND		7.2	0.72	ug/Kg	1	04/25/17	HM	SW8260C	
Chloroform	ND		7.2	0.72	ug/Kg	1	04/25/17	HM	SW8260C	
Chloromethane	ND		7.2	1.4	ug/Kg	1	04/25/17	HM	SW8260C	
cis-1,2-Dichloroethene	ND		7.2	0.72	ug/Kg	1	04/25/17	HM	SW8260C	
cis-1,3-Dichloropropene	ND		7.2	0.72	ug/Kg	1	04/25/17	HM	SW8260C	
Dibromochloromethane	ND		7.2	1.4	ug/Kg	1	04/25/17	HM	SW8260C	
Dibromomethane	ND		7.2	1.4	ug/Kg	1	04/25/17	HM	SW8260C	
Dichlorodifluoromethane	ND		7.2	0.72	ug/Kg	1	04/25/17	HM	SW8260C	
Ethylbenzene	ND		7.2	0.72	ug/Kg	1	04/25/17	HM	SW8260C	
Hexachlorobutadiene	ND		380	38	ug/Kg	50	04/24/17	HM	SW8260C	
Isopropylbenzene	ND		380	38	ug/Kg	50	04/24/17	HM	SW8260C	
m&p-Xylene	ND		7.2	1.4	ug/Kg	1	04/25/17	HM	SW8260C	
Methyl Ethyl Ketone	ND		43	7.2	ug/Kg	1	04/25/17	HM	SW8260C	
Methyl t-butyl ether (MTBE)	ND		14	1.4	ug/Kg	1	04/25/17	HM	SW8260C	
Methylene chloride	ND		7.2	7.2	ug/Kg	1	04/25/17	HM	SW8260C	
Naphthalene	ND		380	76	ug/Kg	50	04/24/17	HM	SW8260C	
n-Butylbenzene	ND		380	38	ug/Kg	50	04/24/17	HM	SW8260C	

Parameter	Result		RL/ PQL	LOD/ MDL	Units	Dilution	Date/Time	By	Reference	
n-Propylbenzene	ND		380	76	ug/Kg	50	04/24/17	HM	SW8260C	
o-Xylene	ND		7.2	1.4	ug/Kg	1	04/25/17	HM	SW8260C	
p-Isopropyltoluene	ND		380	38	ug/Kg	50	04/24/17	HM	SW8260C	
sec-Butylbenzene	ND		380	38	ug/Kg	50	04/24/17	HM	SW8260C	
Styrene	ND		7.2	0.72	ug/Kg	1	04/25/17	HM	SW8260C	
tert-Butylbenzene	ND		380	38	ug/Kg	50	04/24/17	HM	SW8260C	
Tetrachloroethene	ND		7.2	1.4	ug/Kg	1	04/25/17	HM	SW8260C	
Tetrahydrofuran (THF)	ND		14	3.6	ug/Kg	1	04/25/17	HM	SW8260C	1
Toluene	ND		7.2	0.72	ug/Kg	1	04/25/17	HM	SW8260C	
trans-1,2-Dichloroethene	ND		7.2	0.72	ug/Kg	1	04/25/17	HM	SW8260C	
trans-1,3-Dichloropropene	ND		7.2	0.72	ug/Kg	1	04/25/17	HM	SW8260C	
trans-1,4-dichloro-2-butene	ND		760	190	ug/Kg	50	04/24/17	HM	SW8260C	
Trichloroethene	ND		7.2	0.72	ug/Kg	1	04/25/17	HM	SW8260C	
Trichlorofluoromethane	ND		7.2	1.4	ug/Kg	1	04/25/17	HM	SW8260C	
Trichlorotrifluoroethane	ND		7.2	0.72	ug/Kg	1	04/25/17	HM	SW8260C	
Vinyl chloride	ND		7.2	0.72	ug/Kg	1	04/25/17	HM	SW8260C	
QA/QC Surrogates										
% 1,2-dichlorobenzene-d4	94				%	50	04/24/17	HM	70 - 130 %	
% Bromofluorobenzene	101				%	50	04/24/17	HM	70 - 130 %	
% Dibromofluoromethane	110				%	1	04/25/17	HM	70 - 130 %	
% Toluene-d8	84				%	1	04/25/17	HM	70 - 130 %	
Client MS/MSD	Completed						04/25/17			
Semivolatiles										
1,2,4,5-Tetrachlorobenzene	ND		300	150	ug/Kg	1	04/24/17	DD	SW8270D	
1,2,4-Trichlorobenzene	ND		300	130	ug/Kg	1	04/24/17	DD	SW8270D	
1,2-Dichlorobenzene	ND		300	120	ug/Kg	1	04/24/17	DD	SW8270D	
1,2-Diphenylhydrazine	ND		300	140	ug/Kg	1	04/24/17	DD	SW8270D	
1,3-Dichlorobenzene	ND		300	130	ug/Kg	1	04/24/17	DD	SW8270D	
1,4-Dichlorobenzene	ND		300	130	ug/Kg	1	04/24/17	DD	SW8270D	
2,4,5-Trichlorophenol	ND		300	240	ug/Kg	1	04/24/17	DD	SW8270D	
2,4,6-Trichlorophenol	ND		220	140	ug/Kg	1	04/24/17	DD	SW8270D	
2,4-Dichlorophenol	ND		220	150	ug/Kg	1	04/24/17	DD	SW8270D	
2,4-Dimethylphenol	ND		300	110	ug/Kg	1	04/24/17	DD	SW8270D	
2,4-Dinitrophenol	ND		300	300	ug/Kg	1	04/24/17	DD	SW8270D	
2,4-Dinitrotoluene	ND		220	170	ug/Kg	1	04/24/17	DD	SW8270D	
2,6-Dinitrotoluene	ND		220	140	ug/Kg	1	04/24/17	DD	SW8270D	
2-Chloronaphthalene	ND		300	120	ug/Kg	1	04/24/17	DD	SW8270D	
2-Chlorophenol	ND		300	120	ug/Kg	1	04/24/17	DD	SW8270D	
2-Methylnaphthalene	ND		300	130	ug/Kg	1	04/24/17	DD	SW8270D	
2-Methylphenol (o-cresol)	ND		300	200	ug/Kg	1	04/24/17	DD	SW8270D	
2-Nitroaniline	ND		300	300	ug/Kg	1	04/24/17	DD	SW8270D	
2-Nitrophenol	ND		300	270	ug/Kg	1	04/24/17	DD	SW8270D	
3&4-Methylphenol (m&p-cresol)	290	J	300	170	ug/Kg	1	04/24/17	DD	SW8270D	1
3,3'-Dichlorobenzidine	ND		220	200	ug/Kg	1	04/24/17	DD	SW8270D	
3-Nitroaniline	ND		430	860	ug/Kg	1	04/24/17	DD	SW8270D	
4,6-Dinitro-2-methylphenol	110	J	260	86	ug/Kg	1	04/24/17	DD	SW8270D	
4-Bromophenyl phenyl ether	ND		300	130	ug/Kg	1	04/24/17	DD	SW8270D	
4-Chloro-3-methylphenol	ND		300	150	ug/Kg	1	04/24/17	DD	SW8270D	
4-Chloroaniline	ND		340	200	ug/Kg	1	04/24/17	DD	SW8270D	

Parameter	Result	RL/ PQL	LOD/ MDL	Units	Dilution	Date/Time	By	Reference	
4-Chlorophenyl phenyl ether	ND	300	140	ug/Kg	1	04/24/17	DD	SW8270D	
4-Nitroaniline	ND	430	140	ug/Kg	1	04/24/17	DD	SW8270D	
4-Nitrophenol	ND	430	190	ug/Kg	1	04/24/17	DD	SW8270D	
Acenaphthene	ND	300	130	ug/Kg	1	04/24/17	DD	SW8270D	
Acenaphthylene	ND	300	120	ug/Kg	1	04/24/17	DD	SW8270D	
Acetophenone	ND	300	130	ug/Kg	1	04/24/17	DD	SW8270D	
Aniline	ND	340	340	ug/Kg	1	04/24/17	DD	SW8270D	
Anthracene	ND	300	140	ug/Kg	1	04/24/17	DD	SW8270D	
Benz(a)anthracene	ND	300	140	ug/Kg	1	04/24/17	DD	SW8270D	
Benzidine	ND	430	250	ug/Kg	1	04/24/17	DD	SW8270D	
Benzo(a)pyrene	ND	220	140	ug/Kg	1	04/24/17	DD	SW8270D	
Benzo(b)fluoranthene	ND	300	150	ug/Kg	1	04/24/17	DD	SW8270D	
Benzo(ghi)perylene	ND	300	140	ug/Kg	1	04/24/17	DD	SW8270D	
Benzo(k)fluoranthene	ND	300	140	ug/Kg	1	04/24/17	DD	SW8270D	
Benzoic acid	ND	2200	860	ug/Kg	1	04/24/17	DD	SW8270D	1
Benzyl butyl phthalate	ND	300	110	ug/Kg	1	04/24/17	DD	SW8270D	
Bis(2-chloroethoxy)methane	ND	300	120	ug/Kg	1	04/24/17	DD	SW8270D	
Bis(2-chloroethyl)ether	ND	220	120	ug/Kg	1	04/24/17	DD	SW8270D	
Bis(2-chloroisopropyl)ether	ND	300	120	ug/Kg	1	04/24/17	DD	SW8270D	
Bis(2-ethylhexyl)phthalate	ND	300	120	ug/Kg	1	04/24/17	DD	SW8270D	
Carbazole	ND	220	170	ug/Kg	1	04/24/17	DD	SW8270D	
Chrysene	ND	300	140	ug/Kg	1	04/24/17	DD	SW8270D	
Dibenz(a,h)anthracene	ND	220	140	ug/Kg	1	04/24/17	DD	SW8270D	
Dibenzofuran	ND	300	130	ug/Kg	1	04/24/17	DD	SW8270D	
Diethyl phthalate	ND	300	140	ug/Kg	1	04/24/17	DD	SW8270D	
Dimethylphthalate	ND	300	130	ug/Kg	1	04/24/17	DD	SW8270D	
Di-n-butylphthalate	ND	300	110	ug/Kg	1	04/24/17	DD	SW8270D	
Di-n-octylphthalate	ND	300	110	ug/Kg	1	04/24/17	DD	SW8270D	
Fluoranthene	ND	300	140	ug/Kg	1	04/24/17	DD	SW8270D	
Fluorene	ND	300	140	ug/Kg	1	04/24/17	DD	SW8270D	
Hexachlorobenzene	ND	220	130	ug/Kg	1	04/24/17	DD	SW8270D	
Hexachlorobutadiene	ND	300	160	ug/Kg	1	04/24/17	DD	SW8270D	
Hexachlorocyclopentadiene	ND	300	130	ug/Kg	1	04/24/17	DD	SW8270D	
Hexachloroethane	ND	220	130	ug/Kg	1	04/24/17	DD	SW8270D	
Indeno(1,2,3-cd)pyrene	ND	300	140	ug/Kg	1	04/24/17	DD	SW8270D	
Isophorone	ND	220	120	ug/Kg	1	04/24/17	DD	SW8270D	
Naphthalene	ND	300	120	ug/Kg	1	04/24/17	DD	SW8270D	
Nitrobenzene	ND	220	150	ug/Kg	1	04/24/17	DD	SW8270D	
N-Nitrosodimethylamine	ND	300	120	ug/Kg	1	04/24/17	DD	SW8270D	
N-Nitrosodi-n-propylamine	ND	220	140	ug/Kg	1	04/24/17	DD	SW8270D	
N-Nitrosodiphenylamine	ND	300	170	ug/Kg	1	04/24/17	DD	SW8270D	
Pentachloronitrobenzene	ND	300	160	ug/Kg	1	04/24/17	DD	SW8270D	
Pentachlorophenol	ND	260	160	ug/Kg	1	04/24/17	DD	SW8270D	
Phenanthrene	ND	300	120	ug/Kg	1	04/24/17	DD	SW8270D	
Phenol	ND	300	140	ug/Kg	1	04/24/17	DD	SW8270D	
Pyrene	ND	300	150	ug/Kg	1	04/24/17	DD	SW8270D	
Pyridine	ND	300	110	ug/Kg	1	04/24/17	DD	SW8270D	
QA/QC Surrogates									
% 2,4,6-Tribromophenol	69			%	1	04/24/17	DD	30 - 130 %	

Parameter	Result	RL/ PQL	LOD/ MDL	Units	Dilution	Date/Time	By	Reference
% 2-Fluorobiphenyl	53			%	1	04/24/17	DD	30 - 130 %
% 2-Fluorophenol	50			%	1	04/24/17	DD	30 - 130 %
% Nitrobenzene-d5	45			%	1	04/24/17	DD	30 - 130 %
% Phenol-d5	54			%	1	04/24/17	DD	30 - 130 %
% Terphenyl-d14	71			%	1	04/24/17	DD	30 - 130 %

1 = This parameter is not certified by NY NELAC for this matrix. NY NELAC does not offer certification for all parameters at this time.

RL/PQL=Reporting/Practical Quantitation Level (Equivalent to NELAC LOQ, Limit of Quantitation) ND=Not Detected BRL=Below Reporting Level L=Biased Low J=Estimated Below RL LOD=Limit of Detection MDL=Method Detection Limit1
QA/QC Surrogates: Surrogates are compounds (preceeded with a %) added by the lab to determine analysis efficiency. Surrogate results(%) listed in the report are not "detected" compounds.

Comments:

Per 1.4.6 of EPA method 8270D, 1,2-Diphenylhydrazine is unstable and readily converts to Azobenzene. Azobenzene is used for the calibration of 1,2-Diphenylhydrazine.

Please be advised that the NY 375 soil criteria for chromium are based on hexavalent chromium and trivalent chromium.

Volatile Comment:
Where the LOD justifies lowering the RL/PQL, the RL/PQL of some compounds are evaluated below the lowest calibration standard in order to meet criteria.

Volatile Comment:
There was a suppression of the last internal standard in the low level analysis, all affected compounds are reported from the methanol preserved high level analysis which did not exhibit this interference.

All soils, solids and sludges are reported on a dry weight basis unless otherwise noted in the sample comments.

S - Laboratory solvent, contamination is possible.

If there are any questions regarding this data, please call Phoenix Client Services.
This report must not be reproduced except in full as defined by the attached chain of custody.



Phyllis Shiller, Laboratory Director
July 11, 2017
Reviewed and Released by: Jon Carlson, Project Manager

Environmental Laboratories, Inc.
587 East Middle Turnpike, P.O.Box 370, Manchester, CT 06045
Tel. (860) 645-1102 Fax (860) 645-0823

NY # 11301

Analysis Report

July 11, 2017

FOR: Attn: Mr. Rob Gray
NETC
PO Box 2167
Ballston Spa, NY 12020

Sample Information		Custody Information		Date	Time
Matrix:	SOIL	Collected by:		04/14/17	12:00
Location Code:	NETC	Received by:	SW	04/19/17	17:12
Rush Request:	72 Hour	Analyzed by:	see "By" below		
P.O.#:	15.0918304				

Laboratory Data

SDG ID: GBY06958
Phoenix ID: BY06966

Project ID: 125 BATH STREET
Client ID: B2-1 S-1

Parameter	Result		RL/ PQL	LOD/ MDL	Units	Dilution	Date/Time	By	Reference
Aluminum	5960		40	7.9	mg/Kg	10	04/25/17	LK	SW6010C
Antimony	18.1		2.0	2.0	mg/Kg	1	04/25/17	LK	SW6010C
Arsenic	24.3		0.79	0.79	mg/Kg	1	04/25/17	LK	SW6010C
Barium	2770		7.9	4.0	mg/Kg	10	04/25/17	LK	SW6010C
Beryllium	0.43		0.32	0.16	mg/Kg	1	04/25/17	LK	SW6010C
Calcium	44900		40	36	mg/Kg	10	04/25/17	LK	SW6010C
Cadmium	1.39		0.40	0.40	mg/Kg	1	04/25/17	LK	SW6010C
Chromium	1280		4.0	4.0	mg/Kg	10	04/25/17	LK	SW6010C
Cobalt	6.08		0.40	0.40	mg/Kg	1	04/25/17	LK	SW6010C
Copper	148		4.0	4.0	mg/kg	10	04/25/17	LK	SW6010C
Iron	23900		40	40	mg/Kg	10	04/25/17	LK	SW6010C
Lead	376		7.9	4.0	mg/Kg	10	04/25/17	LK	SW6010C
Magnesium	7470		40	40	mg/Kg	10	04/25/17	LK	SW6010C
Manganese	357	N	4.0	4.0	mg/Kg	10	04/25/17	LK	SW6010C
Mercury	1.07	*	0.03	0.02	mg/Kg	1	04/25/17	RS	SW7471B
Nickel	12.9		0.40	0.40	mg/Kg	1	04/25/17	LK	SW6010C
Potassium	1040	N	8	3.1	mg/Kg	1	04/25/17	LK	SW6010C
Selenium	ND		1.6	1.3	mg/Kg	1	04/25/17	LK	SW6010C
Silver	ND		0.40	0.40	mg/Kg	1	04/25/17	LK	SW6010C
Sodium	474		8	3.4	mg/Kg	1	04/25/17	LK	SW6010C
Thallium	ND		1.6	1.6	mg/Kg	1	04/25/17	LK	SW6010C
Vanadium	23.6		0.40	0.40	mg/Kg	1	04/25/17	LK	SW6010C
Zinc	435		7.9	4.0	mg/Kg	10	04/25/17	LK	SW6010C
Percent Solid	83				%		04/24/17	Q	SW846-%Solid
Soil Extraction for PCB	Completed						04/24/17	BC/V	SW3545A
Soil Extraction for Pest	Completed						04/24/17	BC/V	SW3545A
Soil Extraction for SVOA	Completed						04/24/17	BJ/CKV	SW3545A
Mercury Digestion	Completed						04/25/17	W/W	SW7471B

Parameter	Result	RL/ PQL	LOD/ MDL	Units	Dilution	Date/Time	By	Reference
Total Metals Digest	Completed					04/24/17	Z/AG	SW3050B
Field Extraction	Completed					04/14/17		SW5035A
Polychlorinated Biphenyls								
PCB-1016	ND	790	790	ug/Kg	20	04/25/17	AW	SW8082A
PCB-1221	ND	790	790	ug/Kg	20	04/25/17	AW	SW8082A
PCB-1232	ND	790	790	ug/Kg	20	04/25/17	AW	SW8082A
PCB-1242	ND	790	790	ug/Kg	20	04/25/17	AW	SW8082A
PCB-1248	ND	790	790	ug/Kg	20	04/25/17	AW	SW8082A
PCB-1254	1200	790	790	ug/Kg	20	04/25/17	AW	SW8082A
PCB-1260	ND	790	790	ug/Kg	20	04/25/17	AW	SW8082A
PCB-1262	ND	790	790	ug/Kg	20	04/25/17	AW	SW8082A
PCB-1268	ND	790	790	ug/Kg	20	04/25/17	AW	SW8082A
QA/QC Surrogates								
% DCBP	136			%	20	04/25/17	AW	40 - 140 %
% TCMX	104			%	20	04/25/17	AW	SW8082A
Pesticides - Soil								
4,4' -DDD	ND	20	20	ug/Kg	20	04/25/17	CE	SW8081B
4,4' -DDE	47	24	24	ug/Kg	20	04/25/17	CE	SW8081B
4,4' -DDT	69	24	24	ug/Kg	20	04/25/17	CE	SW8081B
a-BHC	ND	40	40	ug/Kg	20	04/25/17	CE	SW8081B
a-Chlordane	ND	40	40	ug/Kg	20	04/25/17	CE	SW8081B
Aldrin	ND	20	20	ug/Kg	20	04/25/17	CE	SW8081B
b-BHC	ND	40	40	ug/Kg	20	04/25/17	CE	SW8081B
Chlordane	ND	400	400	ug/Kg	20	04/25/17	CE	SW8081B
d-BHC	ND	40	40	ug/Kg	20	04/25/17	CE	SW8081B
Dieldrin	ND	20	20	ug/Kg	20	04/25/17	CE	SW8081B
Endosulfan I	ND	79	79	ug/Kg	20	04/25/17	CE	SW8081B
Endosulfan II	ND	79	79	ug/Kg	20	04/25/17	CE	SW8081B
Endosulfan sulfate	ND	79	79	ug/Kg	20	04/25/17	CE	SW8081B
Endrin	ND	40	40	ug/Kg	20	04/25/17	CE	SW8081B
Endrin aldehyde	ND	79	79	ug/Kg	20	04/25/17	CE	SW8081B
Endrin ketone	ND	79	79	ug/Kg	20	04/25/17	CE	SW8081B
g-BHC	ND	16	16	ug/Kg	20	04/25/17	CE	SW8081B
g-Chlordane	ND	40	40	ug/Kg	20	04/25/17	CE	SW8081B
Heptachlor	ND	40	40	ug/Kg	20	04/25/17	CE	SW8081B
Heptachlor epoxide	ND	79	79	ug/Kg	20	04/25/17	CE	SW8081B
Methoxychlor	ND	400	400	ug/Kg	20	04/25/17	CE	SW8081B
Toxaphene	ND	1600	1600	ug/Kg	20	04/25/17	CE	SW8081B
QA/QC Surrogates								
% DCBP	Diluted Out			%	20	04/25/17	CE	40 - 140 %
% TCMX	Diluted Out			%	20	04/25/17	CE	40 - 140 %
Volatiles								
1,1,1,2-Tetrachloroethane	ND	6.9	1.4	ug/Kg	1	04/25/17	JLI	SW8260C
1,1,1-Trichloroethane	ND	6.9	0.69	ug/Kg	1	04/25/17	JLI	SW8260C
1,1,2,2-Tetrachloroethane	ND	6.9	1.4	ug/Kg	1	04/25/17	JLI	SW8260C
1,1,2-Trichloroethane	ND	6.9	1.4	ug/Kg	1	04/25/17	JLI	SW8260C
1,1-Dichloroethane	ND	6.9	1.4	ug/Kg	1	04/25/17	JLI	SW8260C

Project ID: 125 BATH STREET
Client ID: B2-1 S-1

Phoenix I.D.: BY06966

Parameter	Result		RL/ PQL	LOD/ MDL	Units	Dilution	Date/Time	By	Reference	
1,1-Dichloroethene	ND		6.9	0.69	ug/Kg	1	04/25/17	JLI	SW8260C	
1,1-Dichloropropene	ND		6.9	0.69	ug/Kg	1	04/25/17	JLI	SW8260C	
1,2,3-Trichlorobenzene	ND		6.9	1.4	ug/Kg	1	04/25/17	JLI	SW8260C	
1,2,3-Trichloropropane	ND		6.9	0.69	ug/Kg	1	04/25/17	JLI	SW8260C	
1,2,4-Trichlorobenzene	ND		6.9	1.4	ug/Kg	1	04/25/17	JLI	SW8260C	
1,2,4-Trimethylbenzene	ND		6.9	0.69	ug/Kg	1	04/25/17	JLI	SW8260C	
1,2-Dibromo-3-chloropropane	ND		6.9	1.4	ug/Kg	1	04/25/17	JLI	SW8260C	
1,2-Dibromoethane	ND		6.9	0.69	ug/Kg	1	04/25/17	JLI	SW8260C	
1,2-Dichlorobenzene	ND		6.9	0.69	ug/Kg	1	04/25/17	JLI	SW8260C	
1,2-Dichloroethane	ND		6.9	0.69	ug/Kg	1	04/25/17	JLI	SW8260C	
1,2-Dichloropropane	ND		6.9	1.4	ug/Kg	1	04/25/17	JLI	SW8260C	
1,3,5-Trimethylbenzene	ND		6.9	0.69	ug/Kg	1	04/25/17	JLI	SW8260C	
1,3-Dichlorobenzene	ND		6.9	0.69	ug/Kg	1	04/25/17	JLI	SW8260C	
1,3-Dichloropropane	ND		6.9	1.4	ug/Kg	1	04/25/17	JLI	SW8260C	
1,4-Dichlorobenzene	ND		6.9	0.69	ug/Kg	1	04/25/17	JLI	SW8260C	
2,2-Dichloropropane	ND		6.9	0.69	ug/Kg	1	04/25/17	JLI	SW8260C	
2-Chlorotoluene	ND		6.9	1.4	ug/Kg	1	04/25/17	JLI	SW8260C	
2-Hexanone	ND		34	6.9	ug/Kg	1	04/25/17	JLI	SW8260C	
2-Isopropyltoluene	ND		6.9	0.69	ug/Kg	1	04/25/17	JLI	SW8260C	1
4-Chlorotoluene	ND		6.9	0.69	ug/Kg	1	04/25/17	JLI	SW8260C	
4-Methyl-2-pentanone	ND		34	6.9	ug/Kg	1	04/25/17	JLI	SW8260C	
Acetone	16	JS	34	6.9	ug/Kg	1	04/25/17	JLI	SW8260C	
Acrylonitrile	ND		14	1.4	ug/Kg	1	04/25/17	JLI	SW8260C	
Benzene	ND		6.9	0.69	ug/Kg	1	04/25/17	JLI	SW8260C	
Bromobenzene	ND		6.9	0.69	ug/Kg	1	04/25/17	JLI	SW8260C	
Bromochloromethane	ND		6.9	0.69	ug/Kg	1	04/25/17	JLI	SW8260C	
Bromodichloromethane	ND		6.9	1.4	ug/Kg	1	04/25/17	JLI	SW8260C	
Bromoform	ND		6.9	1.4	ug/Kg	1	04/25/17	JLI	SW8260C	
Bromomethane	ND		6.9	2.7	ug/Kg	1	04/25/17	JLI	SW8260C	
Carbon Disulfide	ND		6.9	1.4	ug/Kg	1	04/25/17	JLI	SW8260C	
Carbon tetrachloride	ND		6.9	1.4	ug/Kg	1	04/25/17	JLI	SW8260C	
Chlorobenzene	ND		6.9	0.69	ug/Kg	1	04/25/17	JLI	SW8260C	
Chloroethane	ND		6.9	0.69	ug/Kg	1	04/25/17	JLI	SW8260C	
Chloroform	ND		6.9	0.69	ug/Kg	1	04/25/17	JLI	SW8260C	
Chloromethane	ND		6.9	1.4	ug/Kg	1	04/25/17	JLI	SW8260C	
cis-1,2-Dichloroethene	ND		6.9	0.69	ug/Kg	1	04/25/17	JLI	SW8260C	
cis-1,3-Dichloropropene	ND		6.9	0.69	ug/Kg	1	04/25/17	JLI	SW8260C	
Dibromochloromethane	ND		6.9	1.4	ug/Kg	1	04/25/17	JLI	SW8260C	
Dibromomethane	ND		6.9	1.4	ug/Kg	1	04/25/17	JLI	SW8260C	
Dichlorodifluoromethane	ND		6.9	0.69	ug/Kg	1	04/25/17	JLI	SW8260C	
Ethylbenzene	ND		6.9	0.69	ug/Kg	1	04/25/17	JLI	SW8260C	
Hexachlorobutadiene	ND		6.9	0.69	ug/Kg	1	04/25/17	JLI	SW8260C	
Isopropylbenzene	ND		6.9	0.69	ug/Kg	1	04/25/17	JLI	SW8260C	
m&p-Xylene	ND		6.9	1.4	ug/Kg	1	04/25/17	JLI	SW8260C	
Methyl Ethyl Ketone	ND		41	6.9	ug/Kg	1	04/25/17	JLI	SW8260C	
Methyl t-butyl ether (MTBE)	ND		14	1.4	ug/Kg	1	04/25/17	JLI	SW8260C	
Methylene chloride	ND		6.9	6.9	ug/Kg	1	04/25/17	JLI	SW8260C	
Naphthalene	870		580	120	ug/Kg	50	04/26/17	JLI	SW8260C	
n-Butylbenzene	ND		6.9	0.69	ug/Kg	1	04/25/17	JLI	SW8260C	

Parameter	Result		RL/ PQL	LOD/ MDL	Units	Dilution	Date/Time	By	Reference	
n-Propylbenzene	ND		6.9	1.4	ug/Kg	1	04/25/17	JLI	SW8260C	
o-Xylene	ND		6.9	1.4	ug/Kg	1	04/25/17	JLI	SW8260C	
p-Isopropyltoluene	ND		6.9	0.69	ug/Kg	1	04/25/17	JLI	SW8260C	
sec-Butylbenzene	ND		6.9	0.69	ug/Kg	1	04/25/17	JLI	SW8260C	
Styrene	ND		6.9	0.69	ug/Kg	1	04/25/17	JLI	SW8260C	
tert-Butylbenzene	ND		6.9	0.69	ug/Kg	1	04/25/17	JLI	SW8260C	
Tetrachloroethene	ND		6.9	1.4	ug/Kg	1	04/25/17	JLI	SW8260C	
Tetrahydrofuran (THF)	ND		14	3.4	ug/Kg	1	04/25/17	JLI	SW8260C	1
Toluene	ND		6.9	0.69	ug/Kg	1	04/25/17	JLI	SW8260C	
trans-1,2-Dichloroethene	ND		6.9	0.69	ug/Kg	1	04/25/17	JLI	SW8260C	
trans-1,3-Dichloropropene	ND		6.9	0.69	ug/Kg	1	04/25/17	JLI	SW8260C	
trans-1,4-dichloro-2-butene	ND		14	3.4	ug/Kg	1	04/25/17	JLI	SW8260C	
Trichloroethene	ND		6.9	0.69	ug/Kg	1	04/25/17	JLI	SW8260C	
Trichlorofluoromethane	2.2	J	6.9	1.4	ug/Kg	1	04/25/17	JLI	SW8260C	
Trichlorotrifluoroethane	ND		6.9	0.69	ug/Kg	1	04/25/17	JLI	SW8260C	
Vinyl chloride	ND		6.9	0.69	ug/Kg	1	04/25/17	JLI	SW8260C	
QA/QC Surrogates										
% 1,2-dichlorobenzene-d4	94				%	1	04/25/17	JLI	70 - 130 %	
% Bromofluorobenzene	90				%	1	04/25/17	JLI	70 - 130 %	
% Dibromofluoromethane	105				%	1	04/25/17	JLI	70 - 130 %	
% Toluene-d8	85				%	1	04/25/17	JLI	70 - 130 %	

Semivolatiles

1,2,4,5-Tetrachlorobenzene	ND		2800	1400	ug/Kg	10	04/25/17	DD	SW8270D	
1,2,4-Trichlorobenzene	ND		2800	1200	ug/Kg	10	04/25/17	DD	SW8270D	
1,2-Dichlorobenzene	ND		2800	1100	ug/Kg	10	04/25/17	DD	SW8270D	
1,2-Diphenylhydrazine	ND		2800	1300	ug/Kg	10	04/25/17	DD	SW8270D	
1,3-Dichlorobenzene	ND		2800	1200	ug/Kg	10	04/25/17	DD	SW8270D	
1,4-Dichlorobenzene	ND		2800	1200	ug/Kg	10	04/25/17	DD	SW8270D	
2,4,5-Trichlorophenol	ND		2800	2200	ug/Kg	10	04/25/17	DD	SW8270D	
2,4,6-Trichlorophenol	ND		2000	1300	ug/Kg	10	04/25/17	DD	SW8270D	
2,4-Dichlorophenol	ND		2000	1400	ug/Kg	10	04/25/17	DD	SW8270D	
2,4-Dimethylphenol	ND		2800	990	ug/Kg	10	04/25/17	DD	SW8270D	
2,4-Dinitrophenol	ND		2800	2800	ug/Kg	10	04/25/17	DD	SW8270D	
2,4-Dinitrotoluene	ND		2000	1600	ug/Kg	10	04/25/17	DD	SW8270D	
2,6-Dinitrotoluene	ND		2000	1300	ug/Kg	10	04/25/17	DD	SW8270D	
2-Chloronaphthalene	ND		2800	1100	ug/Kg	10	04/25/17	DD	SW8270D	
2-Chlorophenol	ND		2800	1100	ug/Kg	10	04/25/17	DD	SW8270D	
2-Methylnaphthalene	ND		2800	1200	ug/Kg	10	04/25/17	DD	SW8270D	
2-Methylphenol (o-cresol)	ND		1900	1900	ug/Kg	10	04/25/17	DD	SW8270D	
2-Nitroaniline	ND		2800	2800	ug/Kg	10	04/25/17	DD	SW8270D	
2-Nitrophenol	ND		2800	2500	ug/Kg	10	04/25/17	DD	SW8270D	
3&4-Methylphenol (m&p-cresol)	ND		2800	1600	ug/Kg	10	04/25/17	DD	SW8270D	1
3,3'-Dichlorobenzidine	ND		2000	1900	ug/Kg	10	04/25/17	DD	SW8270D	
3-Nitroaniline	ND		4000	8000	ug/Kg	10	04/25/17	DD	SW8270D	
4,6-Dinitro-2-methylphenol	ND		2400	800	ug/Kg	10	04/25/17	DD	SW8270D	
4-Bromophenyl phenyl ether	ND		2800	1200	ug/Kg	10	04/25/17	DD	SW8270D	
4-Chloro-3-methylphenol	ND		2800	1400	ug/Kg	10	04/25/17	DD	SW8270D	
4-Chloroaniline	ND		3200	1900	ug/Kg	10	04/25/17	DD	SW8270D	
4-Chlorophenyl phenyl ether	ND		2800	1300	ug/Kg	10	04/25/17	DD	SW8270D	

Parameter	Result		RL/ PQL	LOD/ MDL	Units	Dilution	Date/Time	By	Reference	
4-Nitroaniline	ND		4000	1300	ug/Kg	10	04/25/17	DD	SW8270D	
4-Nitrophenol	ND		4000	1800	ug/Kg	10	04/25/17	DD	SW8270D	
Acenaphthene	3000		2800	1200	ug/Kg	10	04/25/17	DD	SW8270D	
Acenaphthylene	ND		2800	1100	ug/Kg	10	04/25/17	DD	SW8270D	
Acetophenone	ND		2800	1200	ug/Kg	10	04/25/17	DD	SW8270D	
Aniline	ND		3200	3200	ug/Kg	10	04/25/17	DD	SW8270D	
Anthracene	6300		2800	1300	ug/Kg	10	04/25/17	DD	SW8270D	
Benz(a)anthracene	15000		1300	1300	ug/Kg	10	04/25/17	DD	SW8270D	
Benzidine	ND		4000	2400	ug/Kg	10	04/25/17	DD	SW8270D	
Benzo(a)pyrene	14000		1300	1300	ug/Kg	10	04/25/17	DD	SW8270D	
Benzo(b)fluoranthene	12000		1400	1400	ug/Kg	10	04/25/17	DD	SW8270D	
Benzo(ghi)perylene	7900		2800	1300	ug/Kg	10	04/25/17	DD	SW8270D	
Benzo(k)fluoranthene	12000		1300	1300	ug/Kg	10	04/25/17	DD	SW8270D	
Benzoic acid	ND		20000	8000	ug/Kg	10	04/25/17	DD	SW8270D	1
Benzyl butyl phthalate	ND		2800	1000	ug/Kg	10	04/25/17	DD	SW8270D	
Bis(2-chloroethoxy)methane	ND		2800	1100	ug/Kg	10	04/25/17	DD	SW8270D	
Bis(2-chloroethyl)ether	ND		2000	1100	ug/Kg	10	04/25/17	DD	SW8270D	
Bis(2-chloroisopropyl)ether	ND		2800	1100	ug/Kg	10	04/25/17	DD	SW8270D	
Bis(2-ethylhexyl)phthalate	ND		2800	1200	ug/Kg	10	04/25/17	DD	SW8270D	
Carbazole	3000		2000	1600	ug/Kg	10	04/25/17	DD	SW8270D	
Chrysene	15000		1300	1300	ug/Kg	10	04/25/17	DD	SW8270D	
Dibenz(a,h)anthracene	1600		1300	1300	ug/Kg	10	04/25/17	DD	SW8270D	
Dibenzofuran	2000	J	2800	1200	ug/Kg	10	04/25/17	DD	SW8270D	
Diethyl phthalate	ND		2800	1300	ug/Kg	10	04/25/17	DD	SW8270D	
Dimethylphthalate	ND		2800	1200	ug/Kg	10	04/25/17	DD	SW8270D	
Di-n-butylphthalate	ND		2800	1100	ug/Kg	10	04/25/17	DD	SW8270D	
Di-n-octylphthalate	ND		2800	1000	ug/Kg	10	04/25/17	DD	SW8270D	
Fluoranthene	34000		2800	1300	ug/Kg	10	04/25/17	DD	SW8270D	
Fluorene	3100		2800	1300	ug/Kg	10	04/25/17	DD	SW8270D	
Hexachlorobenzene	ND		2000	1200	ug/Kg	10	04/25/17	DD	SW8270D	
Hexachlorobutadiene	ND		2800	1400	ug/Kg	10	04/25/17	DD	SW8270D	
Hexachlorocyclopentadiene	ND		2800	1200	ug/Kg	10	04/25/17	DD	SW8270D	
Hexachloroethane	ND		2000	1200	ug/Kg	10	04/25/17	DD	SW8270D	
Indeno(1,2,3-cd)pyrene	9600		1300	1300	ug/Kg	10	04/25/17	DD	SW8270D	
Isophorone	ND		2000	1100	ug/Kg	10	04/25/17	DD	SW8270D	
Naphthalene	4100		2800	1200	ug/Kg	10	04/25/17	DD	SW8270D	
Nitrobenzene	ND		2000	1400	ug/Kg	10	04/25/17	DD	SW8270D	
N-Nitrosodimethylamine	ND		2800	1100	ug/Kg	10	04/25/17	DD	SW8270D	
N-Nitrosodi-n-propylamine	ND		2000	1300	ug/Kg	10	04/25/17	DD	SW8270D	
N-Nitrosodiphenylamine	ND		2800	1500	ug/Kg	10	04/25/17	DD	SW8270D	
Pentachloronitrobenzene	ND		2800	1500	ug/Kg	10	04/25/17	DD	SW8270D	
Pentachlorophenol	ND		1500	1500	ug/Kg	10	04/25/17	DD	SW8270D	
Phenanthrene	25000		2800	1100	ug/Kg	10	04/25/17	DD	SW8270D	
Phenol	ND		1300	1300	ug/Kg	10	04/25/17	DD	SW8270D	
Pyrene	28000		2800	1400	ug/Kg	10	04/25/17	DD	SW8270D	
Pyridine	ND		2800	980	ug/Kg	10	04/25/17	DD	SW8270D	
QA/QC Surrogates										
% 2,4,6-Tribromophenol	Diluted Out				%	10	04/25/17	DD	30 - 130 %	
% 2-Fluorobiphenyl	Diluted Out				%	10	04/25/17	DD	30 - 130 %	

Parameter	Result	RL/ PQL	LOD/ MDL	Units	Dilution	Date/Time	By	Reference
% 2-Fluorophenol	Diluted Out			%	10	04/25/17	DD	30 - 130 %
% Nitrobenzene-d5	Diluted Out			%	10	04/25/17	DD	30 - 130 %
% Phenol-d5	Diluted Out			%	10	04/25/17	DD	30 - 130 %
% Terphenyl-d14	Diluted Out			%	10	04/25/17	DD	30 - 130 %

1 = This parameter is not certified by NY NELAC for this matrix. NY NELAC does not offer certification for all parameters at this time.

RL/PQL=Reporting/Practical Quantitation Level (Equivalent to NELAC LOQ, Limit of Quantitation) ND=Not Detected BRL=Below Reporting Level L=Biased Low J=Estimated Below RL LOD=Limit of Detection MDL=Method Detection Limit1
QA/QC Surrogates: Surrogates are compounds (preceeded with a %) added by the lab to determine analysis efficiency. Surrogate results(%) listed in the report are not "detected" compounds.

Comments:

Please be advised that the NY 375 soil criteria for chromium are based on hexavalent chromium and trivalent chromium.

Per 1.4.6 of EPA method 8270D, 1,2-Diphenylhydrazine is unstable and readily converts to Azobenzene. Azobenzene is used for the calibration of 1,2-Diphenylhydrazine.

Semi-Volatile Comment:
Due to a matrix interference and/or the presence of a large amount of non-target material in the sample, a dilution was required resulting in an elevated RL for the semivolatile analysis.

Semi-Volatile Comment:
Where the LOD justifies lowering the RL/PQL, the RL/PQL of some compounds are evaluated below the lowest calibration standard in order to meet criteria.

Pesticide Comment:
A dilution of the pesticide extract was necessary due to matrix interference caused by the presence of PCBs in the sample, the requested criteria could not be met for all pesticide compounds.

All soils, solids and sludges are reported on a dry weight basis unless otherwise noted in the sample comments.

S - Laboratory solvent, contamination is possible.

If there are any questions regarding this data, please call Phoenix Client Services.
This report must not be reproduced except in full as defined by the attached chain of custody.

Phyllis Shiller, Laboratory Director
July 11, 2017
Reviewed and Released by: Jon Carlson, Project Manager

PHOENIX

Environmental Laboratories, Inc.
587 East Middle Turnpike, P.O.Box 370, Manchester, CT 06045
Tel. (860) 645-1102 Fax (860) 645-0823

ACCREDITED IN ACCORDANCE WITH nelac NY # 11301

Analysis Report

July 11, 2017

FOR: Attn: Mr. Rob Gray
NETC
PO Box 2167
Ballston Spa, NY 12020

Sample Information		Custody Information		Date	Time
Matrix:	SOIL	Collected by:		04/14/17	13:20
Location Code:	NETC	Received by:	SW	04/19/17	17:12
Rush Request:	72 Hour	Analyzed by:	see "By" below		
P.O.#:	15.0918304				

Laboratory Data

SDG ID: GBY06958
Phoenix ID: BY06969

Project ID: 125 BATH STREET
Client ID: SW-1 S-3

Parameter	Result		RL/ PQL	LOD/ MDL	Units	Dilution	Date/Time	By	Reference
Aluminum	11000		42	8.3	mg/Kg	10	04/25/17	LK	SW6010C
Antimony	ND		2.1	2.1	mg/Kg	1	04/25/17	LK	SW6010C
Arsenic	2.21		0.83	0.83	mg/Kg	1	04/25/17	LK	SW6010C
Barium	45.7		0.8	0.42	mg/Kg	1	04/25/17	LK	SW6010C
Beryllium	0.58		0.33	0.17	mg/Kg	1	04/25/17	LK	SW6010C
Calcium	5190		4.2	3.8	mg/Kg	1	04/25/17	LK	SW6010C
Cadmium	ND		0.42	0.42	mg/Kg	1	04/25/17	LK	SW6010C
Chromium	14.5		0.42	0.42	mg/Kg	1	04/25/17	LK	SW6010C
Cobalt	8.12		0.42	0.42	mg/Kg	1	04/25/17	LK	SW6010C
Copper	9.72		0.42	0.42	mg/kg	1	04/25/17	LK	SW6010C
Iron	20800		42	42	mg/Kg	10	04/25/17	LK	SW6010C
Lead	4.8		0.8	0.42	mg/Kg	1	04/25/17	LK	SW6010C
Magnesium	2960		4.2	4.2	mg/Kg	1	04/25/17	LK	SW6010C
Manganese	221	N	4.2	4.2	mg/Kg	10	04/25/17	LK	SW6010C
Mercury	0.06	*	0.03	0.02	mg/Kg	1	04/25/17	RS	SW7471B
Nickel	8.59		0.42	0.42	mg/Kg	1	04/25/17	LK	SW6010C
Potassium	1530	N	8	3.3	mg/Kg	1	04/25/17	LK	SW6010C
Selenium	ND		1.7	1.4	mg/Kg	1	04/25/17	LK	SW6010C
Silver	ND		0.42	0.42	mg/Kg	1	04/25/17	LK	SW6010C
Sodium	673		8	3.6	mg/Kg	1	04/25/17	LK	SW6010C
Thallium	ND		1.7	1.7	mg/Kg	1	04/25/17	LK	SW6010C
Vanadium	32.7		0.42	0.42	mg/Kg	1	04/25/17	LK	SW6010C
Zinc	40.0		0.8	0.42	mg/Kg	1	04/25/17	LK	SW6010C
Percent Solid	81				%		04/24/17	Q	SW846-%Solid
Soil Extraction for PCB	Completed						04/24/17	BC/V	SW3545A
Soil Extraction for Pest	Completed						04/24/17	BC/V	SW3545A
Soil Extraction for SVOA	Completed						04/24/17	BJ/CKV	SW3545A
Mercury Digestion	Completed						04/25/17	W/W	SW7471B

Parameter	Result	RL/ PQL	LOD/ MDL	Units	Dilution	Date/Time	By	Reference
Total Metals Digest	Completed					04/24/17	Z/AG	SW3050B
Field Extraction	Completed					04/14/17		SW5035A
Polychlorinated Biphenyls								
PCB-1016	ND	82	82	ug/Kg	2	04/26/17	KCA	SW8082A
PCB-1221	ND	82	82	ug/Kg	2	04/26/17	KCA	SW8082A
PCB-1232	ND	82	82	ug/Kg	2	04/26/17	KCA	SW8082A
PCB-1242	ND	82	82	ug/Kg	2	04/26/17	KCA	SW8082A
PCB-1248	ND	82	82	ug/Kg	2	04/26/17	KCA	SW8082A
PCB-1254	ND	82	82	ug/Kg	2	04/26/17	KCA	SW8082A
PCB-1260	ND	82	82	ug/Kg	2	04/26/17	KCA	SW8082A
PCB-1262	ND	82	82	ug/Kg	2	04/26/17	KCA	SW8082A
PCB-1268	ND	82	82	ug/Kg	2	04/26/17	KCA	SW8082A
QA/QC Surrogates								
% DCBP	81			%	2	04/26/17	KCA	40 - 140 %
% TCMX	75			%	2	04/26/17	KCA	SW8082A
Pesticides - Soil								
4,4' -DDD	ND	2.5	2.5	ug/Kg	2	04/26/17	CE	SW8081B
4,4' -DDE	ND	2.5	2.5	ug/Kg	2	04/26/17	CE	SW8081B
4,4' -DDT	ND	2.5	2.5	ug/Kg	2	04/26/17	CE	SW8081B
a-BHC	ND	8.2	8.2	ug/Kg	2	04/26/17	CE	SW8081B
a-Chlordane	ND	4.1	4.1	ug/Kg	2	04/26/17	CE	SW8081B
Aldrin	ND	4.1	4.1	ug/Kg	2	04/26/17	CE	SW8081B
b-BHC	ND	8.2	8.2	ug/Kg	2	04/26/17	CE	SW8081B
Chlordane	ND	41	41	ug/Kg	2	04/26/17	CE	SW8081B
d-BHC	ND	8.2	8.2	ug/Kg	2	04/26/17	CE	SW8081B
Dieldrin	ND	4.1	4.1	ug/Kg	2	04/26/17	CE	SW8081B
Endosulfan I	ND	8.2	8.2	ug/Kg	2	04/26/17	CE	SW8081B
Endosulfan II	ND	8.2	8.2	ug/Kg	2	04/26/17	CE	SW8081B
Endosulfan sulfate	ND	8.2	8.2	ug/Kg	2	04/26/17	CE	SW8081B
Endrin	ND	8.2	8.2	ug/Kg	2	04/26/17	CE	SW8081B
Endrin aldehyde	ND	8.2	8.2	ug/Kg	2	04/26/17	CE	SW8081B
Endrin ketone	ND	8.2	8.2	ug/Kg	2	04/26/17	CE	SW8081B
g-BHC	ND	1.6	1.6	ug/Kg	2	04/26/17	CE	SW8081B
g-Chlordane	ND	4.1	4.1	ug/Kg	2	04/26/17	CE	SW8081B
Heptachlor	ND	8.2	8.2	ug/Kg	2	04/26/17	CE	SW8081B
Heptachlor epoxide	ND	8.2	8.2	ug/Kg	2	04/26/17	CE	SW8081B
Methoxychlor	ND	41	41	ug/Kg	2	04/26/17	CE	SW8081B
Toxaphene	ND	160	160	ug/Kg	2	04/26/17	CE	SW8081B
QA/QC Surrogates								
% DCBP	45			%	2	04/26/17	CE	40 - 140 %
% TCMX	76			%	2	04/26/17	CE	40 - 140 %
Volatiles								
1,1,1,2-Tetrachloroethane	ND	370	74	ug/Kg	50	04/25/17	JLI	SW8260C
1,1,1-Trichloroethane	ND	370	37	ug/Kg	50	04/25/17	JLI	SW8260C
1,1,2,2-Tetrachloroethane	ND	370	74	ug/Kg	50	04/25/17	JLI	SW8260C
1,1,2-Trichloroethane	ND	370	74	ug/Kg	50	04/25/17	JLI	SW8260C
1,1-Dichloroethane	ND	270	74	ug/Kg	50	04/25/17	JLI	SW8260C

Parameter	Result	RL/ PQL	LOD/ MDL	Units	Dilution	Date/Time	By	Reference	
1,1-Dichloroethene	ND	330	37	ug/Kg	50	04/25/17	JLI	SW8260C	
1,1-Dichloropropene	ND	370	37	ug/Kg	50	04/25/17	JLI	SW8260C	
1,2,3-Trichlorobenzene	ND	370	74	ug/Kg	50	04/25/17	JLI	SW8260C	
1,2,3-Trichloropropane	ND	370	37	ug/Kg	50	04/25/17	JLI	SW8260C	
1,2,4-Trichlorobenzene	ND	370	74	ug/Kg	50	04/25/17	JLI	SW8260C	
1,2,4-Trimethylbenzene	ND	370	37	ug/Kg	50	04/25/17	JLI	SW8260C	
1,2-Dibromo-3-chloropropane	ND	370	74	ug/Kg	50	04/25/17	JLI	SW8260C	
1,2-Dibromoethane	ND	370	37	ug/Kg	50	04/25/17	JLI	SW8260C	
1,2-Dichlorobenzene	ND	370	37	ug/Kg	50	04/25/17	JLI	SW8260C	
1,2-Dichloroethane	ND	37	37	ug/Kg	50	04/25/17	JLI	SW8260C	
1,2-Dichloropropane	ND	370	74	ug/Kg	50	04/25/17	JLI	SW8260C	
1,3,5-Trimethylbenzene	ND	370	37	ug/Kg	50	04/25/17	JLI	SW8260C	
1,3-Dichlorobenzene	ND	370	37	ug/Kg	50	04/25/17	JLI	SW8260C	
1,3-Dichloropropane	ND	370	74	ug/Kg	50	04/25/17	JLI	SW8260C	
1,4-Dichlorobenzene	ND	370	37	ug/Kg	50	04/25/17	JLI	SW8260C	
2,2-Dichloropropane	ND	370	37	ug/Kg	50	04/25/17	JLI	SW8260C	
2-Chlorotoluene	ND	370	74	ug/Kg	50	04/25/17	JLI	SW8260C	
2-Hexanone	ND	1800	370	ug/Kg	50	04/25/17	JLI	SW8260C	
2-Isopropyltoluene	ND	370	37	ug/Kg	50	04/25/17	JLI	SW8260C	1
4-Chlorotoluene	ND	370	37	ug/Kg	50	04/25/17	JLI	SW8260C	
4-Methyl-2-pentanone	ND	1800	370	ug/Kg	50	04/25/17	JLI	SW8260C	
Acetone	ND	370	370	ug/Kg	50	04/25/17	JLI	SW8260C	
Acrylonitrile	ND	740	74	ug/Kg	50	04/25/17	JLI	SW8260C	
Benzene	ND	60	37	ug/Kg	50	04/25/17	JLI	SW8260C	
Bromobenzene	ND	370	37	ug/Kg	50	04/25/17	JLI	SW8260C	
Bromochloromethane	ND	370	37	ug/Kg	50	04/25/17	JLI	SW8260C	
Bromodichloromethane	ND	370	74	ug/Kg	50	04/25/17	JLI	SW8260C	
Bromoform	ND	370	74	ug/Kg	50	04/25/17	JLI	SW8260C	
Bromomethane	ND	370	150	ug/Kg	50	04/25/17	JLI	SW8260C	
Carbon Disulfide	ND	370	74	ug/Kg	50	04/25/17	JLI	SW8260C	
Carbon tetrachloride	ND	370	74	ug/Kg	50	04/25/17	JLI	SW8260C	
Chlorobenzene	ND	370	37	ug/Kg	50	04/25/17	JLI	SW8260C	
Chloroethane	ND	370	37	ug/Kg	50	04/25/17	JLI	SW8260C	
Chloroform	ND	370	37	ug/Kg	50	04/25/17	JLI	SW8260C	
Chloromethane	ND	370	74	ug/Kg	50	04/25/17	JLI	SW8260C	
cis-1,2-Dichloroethene	ND	250	37	ug/Kg	50	04/25/17	JLI	SW8260C	
cis-1,3-Dichloropropene	ND	370	37	ug/Kg	50	04/25/17	JLI	SW8260C	
Dibromochloromethane	ND	370	74	ug/Kg	50	04/25/17	JLI	SW8260C	
Dibromomethane	ND	370	74	ug/Kg	50	04/25/17	JLI	SW8260C	
Dichlorodifluoromethane	ND	370	37	ug/Kg	50	04/25/17	JLI	SW8260C	
Ethylbenzene	ND	370	37	ug/Kg	50	04/25/17	JLI	SW8260C	
Hexachlorobutadiene	ND	370	37	ug/Kg	50	04/25/17	JLI	SW8260C	
Isopropylbenzene	ND	370	37	ug/Kg	50	04/25/17	JLI	SW8260C	
m&p-Xylene	ND	370	74	ug/Kg	50	04/25/17	JLI	SW8260C	
Methyl Ethyl Ketone	ND	370	370	ug/Kg	50	04/25/17	JLI	SW8260C	
Methyl t-butyl ether (MTBE)	ND	740	74	ug/Kg	50	04/25/17	JLI	SW8260C	
Methylene chloride	ND	370	370	ug/Kg	50	04/25/17	JLI	SW8260C	
Naphthalene	ND	370	74	ug/Kg	50	04/25/17	JLI	SW8260C	
n-Butylbenzene	ND	370	37	ug/Kg	50	04/25/17	JLI	SW8260C	

Parameter	Result	RL/ PQL	LOD/ MDL	Units	Dilution	Date/Time	By	Reference	
n-Propylbenzene	ND	370	74	ug/Kg	50	04/25/17	JLI	SW8260C	
o-Xylene	ND	370	74	ug/Kg	50	04/25/17	JLI	SW8260C	
p-Isopropyltoluene	ND	370	37	ug/Kg	50	04/25/17	JLI	SW8260C	
sec-Butylbenzene	ND	370	37	ug/Kg	50	04/25/17	JLI	SW8260C	
Styrene	ND	370	37	ug/Kg	50	04/25/17	JLI	SW8260C	
tert-Butylbenzene	ND	370	37	ug/Kg	50	04/25/17	JLI	SW8260C	
Tetrachloroethene	ND	370	74	ug/Kg	50	04/25/17	JLI	SW8260C	
Tetrahydrofuran (THF)	ND	740	180	ug/Kg	50	04/25/17	JLI	SW8260C	1
Toluene	ND	370	37	ug/Kg	50	04/25/17	JLI	SW8260C	
trans-1,2-Dichloroethene	ND	190	37	ug/Kg	50	04/25/17	JLI	SW8260C	
trans-1,3-Dichloropropene	ND	370	37	ug/Kg	50	04/25/17	JLI	SW8260C	
trans-1,4-dichloro-2-butene	ND	740	180	ug/Kg	50	04/25/17	JLI	SW8260C	
Trichloroethene	ND	370	37	ug/Kg	50	04/25/17	JLI	SW8260C	
Trichlorofluoromethane	ND	370	74	ug/Kg	50	04/25/17	JLI	SW8260C	
Trichlorotrifluoroethane	ND	370	37	ug/Kg	50	04/25/17	JLI	SW8260C	
Vinyl chloride	ND	37	37	ug/Kg	50	04/25/17	JLI	SW8260C	
QA/QC Surrogates									
% 1,2-dichlorobenzene-d4	93			%	50	04/25/17	JLI	70 - 130 %	
% Bromofluorobenzene	101			%	50	04/25/17	JLI	70 - 130 %	
% Dibromofluoromethane	94			%	50	04/25/17	JLI	70 - 130 %	
% Toluene-d8	87			%	50	04/25/17	JLI	70 - 130 %	
Semivolatiles									
1,2,4,5-Tetrachlorobenzene	ND	290	140	ug/Kg	1	04/25/17	DD	SW8270D	
1,2,4-Trichlorobenzene	ND	290	120	ug/Kg	1	04/25/17	DD	SW8270D	
1,2-Dichlorobenzene	ND	290	120	ug/Kg	1	04/25/17	DD	SW8270D	
1,2-Diphenylhydrazine	ND	290	130	ug/Kg	1	04/25/17	DD	SW8270D	
1,3-Dichlorobenzene	ND	290	120	ug/Kg	1	04/25/17	DD	SW8270D	
1,4-Dichlorobenzene	ND	290	120	ug/Kg	1	04/25/17	DD	SW8270D	
2,4,5-Trichlorophenol	ND	290	230	ug/Kg	1	04/25/17	DD	SW8270D	
2,4,6-Trichlorophenol	ND	210	130	ug/Kg	1	04/25/17	DD	SW8270D	
2,4-Dichlorophenol	ND	210	140	ug/Kg	1	04/25/17	DD	SW8270D	
2,4-Dimethylphenol	ND	290	100	ug/Kg	1	04/25/17	DD	SW8270D	
2,4-Dinitrophenol	ND	290	290	ug/Kg	1	04/25/17	DD	SW8270D	
2,4-Dinitrotoluene	ND	210	160	ug/Kg	1	04/25/17	DD	SW8270D	
2,6-Dinitrotoluene	ND	210	130	ug/Kg	1	04/25/17	DD	SW8270D	
2-Chloronaphthalene	ND	290	120	ug/Kg	1	04/25/17	DD	SW8270D	
2-Chlorophenol	ND	290	120	ug/Kg	1	04/25/17	DD	SW8270D	
2-Methylnaphthalene	ND	290	120	ug/Kg	1	04/25/17	DD	SW8270D	
2-Methylphenol (o-cresol)	ND	290	190	ug/Kg	1	04/25/17	DD	SW8270D	
2-Nitroaniline	ND	290	290	ug/Kg	1	04/25/17	DD	SW8270D	
2-Nitrophenol	ND	290	260	ug/Kg	1	04/25/17	DD	SW8270D	
3&4-Methylphenol (m&p-cresol)	ND	290	160	ug/Kg	1	04/25/17	DD	SW8270D	1
3,3'-Dichlorobenzidine	ND	210	190	ug/Kg	1	04/25/17	DD	SW8270D	
3-Nitroaniline	ND	410	820	ug/Kg	1	04/25/17	DD	SW8270D	
4,6-Dinitro-2-methylphenol	ND	250	82	ug/Kg	1	04/25/17	DD	SW8270D	
4-Bromophenyl phenyl ether	ND	290	120	ug/Kg	1	04/25/17	DD	SW8270D	
4-Chloro-3-methylphenol	ND	290	140	ug/Kg	1	04/25/17	DD	SW8270D	
4-Chloroaniline	ND	330	190	ug/Kg	1	04/25/17	DD	SW8270D	
4-Chlorophenyl phenyl ether	ND	290	140	ug/Kg	1	04/25/17	DD	SW8270D	

Parameter	Result	RL/ PQL	LOD/ MDL	Units	Dilution	Date/Time	By	Reference	
4-Nitroaniline	ND	410	140	ug/Kg	1	04/25/17	DD	SW8270D	
4-Nitrophenol	ND	410	190	ug/Kg	1	04/25/17	DD	SW8270D	
Acenaphthene	ND	290	120	ug/Kg	1	04/25/17	DD	SW8270D	
Acenaphthylene	ND	290	120	ug/Kg	1	04/25/17	DD	SW8270D	
Acetophenone	ND	290	130	ug/Kg	1	04/25/17	DD	SW8270D	
Aniline	ND	330	330	ug/Kg	1	04/25/17	DD	SW8270D	
Anthracene	ND	290	130	ug/Kg	1	04/25/17	DD	SW8270D	
Benz(a)anthracene	ND	290	140	ug/Kg	1	04/25/17	DD	SW8270D	
Benzidine	ND	410	240	ug/Kg	1	04/25/17	DD	SW8270D	
Benzo(a)pyrene	ND	210	130	ug/Kg	1	04/25/17	DD	SW8270D	
Benzo(b)fluoranthene	ND	290	140	ug/Kg	1	04/25/17	DD	SW8270D	
Benzo(ghi)perylene	ND	290	130	ug/Kg	1	04/25/17	DD	SW8270D	
Benzo(k)fluoranthene	ND	290	140	ug/Kg	1	04/25/17	DD	SW8270D	
Benzoic acid	ND	2100	820	ug/Kg	1	04/25/17	DD	SW8270D	1
Benzyl butyl phthalate	ND	290	110	ug/Kg	1	04/25/17	DD	SW8270D	
Bis(2-chloroethoxy)methane	ND	290	110	ug/Kg	1	04/25/17	DD	SW8270D	
Bis(2-chloroethyl)ether	ND	210	110	ug/Kg	1	04/25/17	DD	SW8270D	
Bis(2-chloroisopropyl)ether	ND	290	110	ug/Kg	1	04/25/17	DD	SW8270D	
Bis(2-ethylhexyl)phthalate	ND	290	120	ug/Kg	1	04/25/17	DD	SW8270D	
Carbazole	ND	210	160	ug/Kg	1	04/25/17	DD	SW8270D	
Chrysene	ND	290	140	ug/Kg	1	04/25/17	DD	SW8270D	
Dibenz(a,h)anthracene	ND	210	130	ug/Kg	1	04/25/17	DD	SW8270D	
Dibenzofuran	ND	290	120	ug/Kg	1	04/25/17	DD	SW8270D	
Diethyl phthalate	ND	290	130	ug/Kg	1	04/25/17	DD	SW8270D	
Dimethylphthalate	ND	290	130	ug/Kg	1	04/25/17	DD	SW8270D	
Di-n-butylphthalate	ND	290	110	ug/Kg	1	04/25/17	DD	SW8270D	
Di-n-octylphthalate	ND	290	110	ug/Kg	1	04/25/17	DD	SW8270D	
Fluoranthene	ND	290	130	ug/Kg	1	04/25/17	DD	SW8270D	
Fluorene	ND	290	140	ug/Kg	1	04/25/17	DD	SW8270D	
Hexachlorobenzene	ND	210	120	ug/Kg	1	04/25/17	DD	SW8270D	
Hexachlorobutadiene	ND	290	150	ug/Kg	1	04/25/17	DD	SW8270D	
Hexachlorocyclopentadiene	ND	290	130	ug/Kg	1	04/25/17	DD	SW8270D	
Hexachloroethane	ND	210	120	ug/Kg	1	04/25/17	DD	SW8270D	
Indeno(1,2,3-cd)pyrene	ND	290	140	ug/Kg	1	04/25/17	DD	SW8270D	
Isophorone	ND	210	120	ug/Kg	1	04/25/17	DD	SW8270D	
Naphthalene	ND	290	120	ug/Kg	1	04/25/17	DD	SW8270D	
Nitrobenzene	ND	210	140	ug/Kg	1	04/25/17	DD	SW8270D	
N-Nitrosodimethylamine	ND	290	120	ug/Kg	1	04/25/17	DD	SW8270D	
N-Nitrosodi-n-propylamine	ND	210	130	ug/Kg	1	04/25/17	DD	SW8270D	
N-Nitrosodiphenylamine	ND	290	160	ug/Kg	1	04/25/17	DD	SW8270D	
Pentachloronitrobenzene	ND	290	150	ug/Kg	1	04/25/17	DD	SW8270D	
Pentachlorophenol	ND	250	160	ug/Kg	1	04/25/17	DD	SW8270D	
Phenanthrene	ND	290	120	ug/Kg	1	04/25/17	DD	SW8270D	
Phenol	ND	290	130	ug/Kg	1	04/25/17	DD	SW8270D	
Pyrene	ND	290	140	ug/Kg	1	04/25/17	DD	SW8270D	
Pyridine	ND	290	100	ug/Kg	1	04/25/17	DD	SW8270D	
QA/QC Surrogates									
% 2,4,6-Tribromophenol	60			%	1	04/25/17	DD	30 - 130 %	
% 2-Fluorobiphenyl	52			%	1	04/25/17	DD	30 - 130 %	

Parameter	Result	RL/ PQL	LOD/ MDL	Units	Dilution	Date/Time	By	Reference
% 2-Fluorophenol	49			%	1	04/25/17	DD	30 - 130 %
% Nitrobenzene-d5	51			%	1	04/25/17	DD	30 - 130 %
% Phenol-d5	52			%	1	04/25/17	DD	30 - 130 %
% Terphenyl-d14	62			%	1	04/25/17	DD	30 - 130 %

1 = This parameter is not certified by NY NELAC for this matrix. NY NELAC does not offer certification for all parameters at this time.

RL/PQL=Reporting/Practical Quantitation Level (Equivalent to NELAC LOQ, Limit of Quantitation) ND=Not Detected BRL=Below Reporting Level L=Biased Low LOD=Limit of Detection MDL=Method Detection Limit1
QA/QC Surrogates: Surrogates are compounds (preceeded with a %) added by the lab to determine analysis efficiency. Surrogate results(%) listed in the report are not "detected" compounds.

Comments:

Per 1.4.6 of EPA method 8270D, 1,2-Diphenylhydrazine is unstable and readily converts to Azobenzene. Azobenzene is used for the calibration of 1,2-Diphenylhydrazine.

Please be advised that the NY 375 soil criteria for chromium are based on hexavalent chromium and trivalent chromium.

Volatile Comment:
Poor IS recoveries were observed for low level volatiles due to dirt in the threads of the vial preventing the sample from purging. Both low level vials had this problem, results are reported from the methanol high level.

Volatile Comment:
Where the LOD justifies lowering the RL/PQL, the RL/PQL of some compounds are evaluated below the lowest calibration standard in order to meet criteria.

All soils, solids and sludges are reported on a dry weight basis unless otherwise noted in the sample comments.

If there are any questions regarding this data, please call Phoenix Client Services.
This report must not be reproduced except in full as defined by the attached chain of custody.

Phyllis Shiller, Laboratory Director
July 11, 2017
Reviewed and Released by: Jon Carlson, Project Manager

PHOENIX

Environmental Laboratories, Inc.
587 East Middle Turnpike, P.O.Box 370, Manchester, CT 06045
Tel. (860) 645-1102 Fax (860) 645-0823

ACCREDITED IN ACCORDANCE WITH nelac NY # 11301

Analysis Report

July 11, 2017

FOR: Attn: Mr. Rob Gray
NETC
PO Box 2167
Ballston Spa, NY 12020

Sample Information		Custody Information		Date	Time
Matrix:	SOIL	Collected by:		04/14/17	14:00
Location Code:	NETC	Received by:	SW	04/19/17	17:12
Rush Request:	72 Hour	Analyzed by:	see "By" below		
P.O.#:	15.0918304				

Laboratory Data

SDG ID: GBY06958
Phoenix ID: BY06970

Project ID: 125 BATH STREET
Client ID: MW-6 S-1

Parameter	Result		RL/ PQL	LOD/ MDL	Units	Dilution	Date/Time	By	Reference
Aluminum	8910		39	7.8	mg/Kg	10	04/25/17	LK	SW6010C
Antimony	ND		2.0	2.0	mg/Kg	1	04/25/17	LK	SW6010C
Arsenic	5.01		0.78	0.78	mg/Kg	1	04/25/17	LK	SW6010C
Barium	257		0.8	0.39	mg/Kg	1	04/25/17	LK	SW6010C
Beryllium	0.49		0.31	0.16	mg/Kg	1	04/25/17	LK	SW6010C
Calcium	41700		39	36	mg/Kg	10	04/25/17	LK	SW6010C
Cadmium	0.50		0.39	0.39	mg/Kg	1	04/25/17	LK	SW6010C
Chromium	99.5		0.39	0.39	mg/Kg	1	04/25/17	LK	SW6010C
Cobalt	8.51		0.39	0.39	mg/Kg	1	04/25/17	LK	SW6010C
Copper	34.7		0.39	0.39	mg/kg	1	04/25/17	LK	SW6010C
Iron	22200		39	39	mg/Kg	10	04/25/17	LK	SW6010C
Lead	175		7.8	3.9	mg/Kg	10	04/25/17	LK	SW6010C
Magnesium	7650		39	39	mg/Kg	10	04/25/17	LK	SW6010C
Manganese	615	N	3.9	3.9	mg/Kg	10	04/25/17	LK	SW6010C
Mercury	13.1	*	0.30	0.18	mg/Kg	1	04/25/17	RS	SW7471B
Nickel	15.1		0.39	0.39	mg/Kg	1	04/25/17	LK	SW6010C
Potassium	1940	N	8	3.1	mg/Kg	1	04/25/17	LK	SW6010C
Selenium	ND		1.6	1.3	mg/Kg	1	04/25/17	LK	SW6010C
Silver	ND		0.39	0.39	mg/Kg	1	04/25/17	LK	SW6010C
Sodium	415		8	3.4	mg/Kg	1	04/25/17	LK	SW6010C
Thallium	ND		1.6	1.6	mg/Kg	1	04/25/17	LK	SW6010C
Vanadium	26.0		0.39	0.39	mg/Kg	1	04/25/17	LK	SW6010C
Zinc	137		0.8	0.39	mg/Kg	1	04/25/17	LK	SW6010C
Percent Solid	84				%		04/24/17	Q	SW846-%Solid
Soil Extraction for PCB	Completed						04/24/17	BC/V	SW3545A
Soil Extraction for Pest	Completed						04/24/17	BC/V	SW3545A
Soil Extraction for SVOA	Completed						04/24/17	BJ/CKV	SW3545A
Mercury Digestion	Completed						04/25/17	W/W	SW7471B

Parameter	Result	RL/ PQL	LOD/ MDL	Units	Dilution	Date/Time	By	Reference
Total Metals Digest	Completed					04/24/17	Z/AG	SW3050B
Field Extraction	Completed					04/14/17		SW5035A
Polychlorinated Biphenyls								
PCB-1016	ND	77	77	ug/Kg	2	04/26/17	KCA	SW8082A
PCB-1221	ND	77	77	ug/Kg	2	04/26/17	KCA	SW8082A
PCB-1232	ND	77	77	ug/Kg	2	04/26/17	KCA	SW8082A
PCB-1242	ND	77	77	ug/Kg	2	04/26/17	KCA	SW8082A
PCB-1248	ND	77	77	ug/Kg	2	04/26/17	KCA	SW8082A
PCB-1254	ND	77	77	ug/Kg	2	04/26/17	KCA	SW8082A
PCB-1260	ND	77	77	ug/Kg	2	04/26/17	KCA	SW8082A
PCB-1262	ND	77	77	ug/Kg	2	04/26/17	KCA	SW8082A
PCB-1268	ND	77	77	ug/Kg	2	04/26/17	KCA	SW8082A
QA/QC Surrogates								
% DCBP	87			%	2	04/26/17	KCA	40 - 140 %
% TCMX	82			%	2	04/26/17	KCA	SW8082A
Pesticides - Soil								
4,4' -DDD	ND	2.3	2.3	ug/Kg	2	04/26/17	CE	SW8081B
4,4' -DDE	ND	2.3	2.3	ug/Kg	2	04/26/17	CE	SW8081B
4,4' -DDT	ND	2.3	2.3	ug/Kg	2	04/26/17	CE	SW8081B
a-BHC	ND	7.7	7.7	ug/Kg	2	04/26/17	CE	SW8081B
a-Chlordane	ND	3.8	3.8	ug/Kg	2	04/26/17	CE	SW8081B
Aldrin	ND	3.8	3.8	ug/Kg	2	04/26/17	CE	SW8081B
b-BHC	ND	7.7	7.7	ug/Kg	2	04/26/17	CE	SW8081B
Chlordane	ND	38	38	ug/Kg	2	04/26/17	CE	SW8081B
d-BHC	ND	7.7	7.7	ug/Kg	2	04/26/17	CE	SW8081B
Dieldrin	ND	3.8	3.8	ug/Kg	2	04/26/17	CE	SW8081B
Endosulfan I	ND	7.7	7.7	ug/Kg	2	04/26/17	CE	SW8081B
Endosulfan II	ND	7.7	7.7	ug/Kg	2	04/26/17	CE	SW8081B
Endosulfan sulfate	ND	7.7	7.7	ug/Kg	2	04/26/17	CE	SW8081B
Endrin	ND	7.7	7.7	ug/Kg	2	04/26/17	CE	SW8081B
Endrin aldehyde	ND	7.7	7.7	ug/Kg	2	04/26/17	CE	SW8081B
Endrin ketone	41	38	38	ug/Kg	10	04/25/17	CE	SW8081B
g-BHC	ND	1.5	1.5	ug/Kg	2	04/26/17	CE	SW8081B
g-Chlordane	ND	3.8	3.8	ug/Kg	2	04/26/17	CE	SW8081B
Heptachlor	ND	7.7	7.7	ug/Kg	2	04/26/17	CE	SW8081B
Heptachlor epoxide	ND	7.7	7.7	ug/Kg	2	04/26/17	CE	SW8081B
Methoxychlor	ND	38	38	ug/Kg	2	04/26/17	CE	SW8081B
Toxaphene	ND	150	150	ug/Kg	2	04/26/17	CE	SW8081B
QA/QC Surrogates								
% DCBP	68			%	2	04/26/17	CE	40 - 140 %
% TCMX	74			%	2	04/26/17	CE	40 - 140 %
Volatiles								
1,1,1,2-Tetrachloroethane	ND	7.2	1.4	ug/Kg	1	04/25/17	HM	SW8260C
1,1,1-Trichloroethane	ND	7.2	0.72	ug/Kg	1	04/25/17	HM	SW8260C
1,1,2,2-Tetrachloroethane	ND	7.2	1.4	ug/Kg	1	04/25/17	HM	SW8260C
1,1,2-Trichloroethane	ND	7.2	1.4	ug/Kg	1	04/25/17	HM	SW8260C
1,1-Dichloroethane	ND	7.2	1.4	ug/Kg	1	04/25/17	HM	SW8260C

Project ID: 125 BATH STREET
Client ID: MW-6 S-1

Phoenix I.D.: BY06970

Parameter	Result		RL/ PQL	LOD/ MDL	Units	Dilution	Date/Time	By	Reference	
1,1-Dichloroethene	ND		7.2	0.72	ug/Kg	1	04/25/17	HM	SW8260C	
1,1-Dichloropropene	ND		7.2	0.72	ug/Kg	1	04/25/17	HM	SW8260C	
1,2,3-Trichlorobenzene	ND		7.2	1.4	ug/Kg	1	04/25/17	HM	SW8260C	
1,2,3-Trichloropropane	ND		7.2	0.72	ug/Kg	1	04/25/17	HM	SW8260C	
1,2,4-Trichlorobenzene	ND		7.2	1.4	ug/Kg	1	04/25/17	HM	SW8260C	
1,2,4-Trimethylbenzene	ND		7.2	0.72	ug/Kg	1	04/25/17	HM	SW8260C	
1,2-Dibromo-3-chloropropane	ND		7.2	1.4	ug/Kg	1	04/25/17	HM	SW8260C	
1,2-Dibromoethane	ND		7.2	0.72	ug/Kg	1	04/25/17	HM	SW8260C	
1,2-Dichlorobenzene	ND		7.2	0.72	ug/Kg	1	04/25/17	HM	SW8260C	
1,2-Dichloroethane	ND		7.2	0.72	ug/Kg	1	04/25/17	HM	SW8260C	
1,2-Dichloropropane	ND		7.2	1.4	ug/Kg	1	04/25/17	HM	SW8260C	
1,3,5-Trimethylbenzene	ND		7.2	0.72	ug/Kg	1	04/25/17	HM	SW8260C	
1,3-Dichlorobenzene	ND		7.2	0.72	ug/Kg	1	04/25/17	HM	SW8260C	
1,3-Dichloropropane	ND		7.2	1.4	ug/Kg	1	04/25/17	HM	SW8260C	
1,4-Dichlorobenzene	ND		7.2	0.72	ug/Kg	1	04/25/17	HM	SW8260C	
2,2-Dichloropropane	ND		7.2	0.72	ug/Kg	1	04/25/17	HM	SW8260C	
2-Chlorotoluene	ND		7.2	1.4	ug/Kg	1	04/25/17	HM	SW8260C	
2-Hexanone	ND		36	7.2	ug/Kg	1	04/25/17	HM	SW8260C	
2-Isopropyltoluene	ND		7.2	0.72	ug/Kg	1	04/25/17	HM	SW8260C	1
4-Chlorotoluene	ND		7.2	0.72	ug/Kg	1	04/25/17	HM	SW8260C	
4-Methyl-2-pentanone	ND		36	7.2	ug/Kg	1	04/25/17	HM	SW8260C	
Acetone	12	JS	36	7.2	ug/Kg	1	04/25/17	HM	SW8260C	
Acrylonitrile	ND		14	1.4	ug/Kg	1	04/25/17	HM	SW8260C	
Benzene	ND		7.2	0.72	ug/Kg	1	04/25/17	HM	SW8260C	
Bromobenzene	ND		7.2	0.72	ug/Kg	1	04/25/17	HM	SW8260C	
Bromochloromethane	ND		7.2	0.72	ug/Kg	1	04/25/17	HM	SW8260C	
Bromodichloromethane	ND		7.2	1.4	ug/Kg	1	04/25/17	HM	SW8260C	
Bromoform	ND		7.2	1.4	ug/Kg	1	04/25/17	HM	SW8260C	
Bromomethane	ND		7.2	2.9	ug/Kg	1	04/25/17	HM	SW8260C	
Carbon Disulfide	ND		7.2	1.4	ug/Kg	1	04/25/17	HM	SW8260C	
Carbon tetrachloride	ND		7.2	1.4	ug/Kg	1	04/25/17	HM	SW8260C	
Chlorobenzene	ND		7.2	0.72	ug/Kg	1	04/25/17	HM	SW8260C	
Chloroethane	ND		7.2	0.72	ug/Kg	1	04/25/17	HM	SW8260C	
Chloroform	ND		7.2	0.72	ug/Kg	1	04/25/17	HM	SW8260C	
Chloromethane	ND		7.2	1.4	ug/Kg	1	04/25/17	HM	SW8260C	
cis-1,2-Dichloroethene	ND		7.2	0.72	ug/Kg	1	04/25/17	HM	SW8260C	
cis-1,3-Dichloropropene	ND		7.2	0.72	ug/Kg	1	04/25/17	HM	SW8260C	
Dibromochloromethane	ND		7.2	1.4	ug/Kg	1	04/25/17	HM	SW8260C	
Dibromomethane	ND		7.2	1.4	ug/Kg	1	04/25/17	HM	SW8260C	
Dichlorodifluoromethane	ND		7.2	0.72	ug/Kg	1	04/25/17	HM	SW8260C	
Ethylbenzene	ND		7.2	0.72	ug/Kg	1	04/25/17	HM	SW8260C	
Hexachlorobutadiene	ND		7.2	0.72	ug/Kg	1	04/25/17	HM	SW8260C	
Isopropylbenzene	ND		7.2	0.72	ug/Kg	1	04/25/17	HM	SW8260C	
m&p-Xylene	ND		7.2	1.4	ug/Kg	1	04/25/17	HM	SW8260C	
Methyl Ethyl Ketone	ND		43	7.2	ug/Kg	1	04/25/17	HM	SW8260C	
Methyl t-butyl ether (MTBE)	ND		14	1.4	ug/Kg	1	04/25/17	HM	SW8260C	
Methylene chloride	ND		7.2	7.2	ug/Kg	1	04/25/17	HM	SW8260C	
Naphthalene	ND		7.2	1.4	ug/Kg	1	04/25/17	HM	SW8260C	
n-Butylbenzene	ND		7.2	0.72	ug/Kg	1	04/25/17	HM	SW8260C	

Parameter	Result	RL/ PQL	LOD/ MDL	Units	Dilution	Date/Time	By	Reference	
n-Propylbenzene	ND	7.2	1.4	ug/Kg	1	04/25/17	HM	SW8260C	
o-Xylene	ND	7.2	1.4	ug/Kg	1	04/25/17	HM	SW8260C	
p-Isopropyltoluene	ND	7.2	0.72	ug/Kg	1	04/25/17	HM	SW8260C	
sec-Butylbenzene	ND	7.2	0.72	ug/Kg	1	04/25/17	HM	SW8260C	
Styrene	ND	7.2	0.72	ug/Kg	1	04/25/17	HM	SW8260C	
tert-Butylbenzene	ND	7.2	0.72	ug/Kg	1	04/25/17	HM	SW8260C	
Tetrachloroethene	ND	7.2	1.4	ug/Kg	1	04/25/17	HM	SW8260C	
Tetrahydrofuran (THF)	ND	14	3.6	ug/Kg	1	04/25/17	HM	SW8260C	1
Toluene	ND	7.2	0.72	ug/Kg	1	04/25/17	HM	SW8260C	
trans-1,2-Dichloroethene	ND	7.2	0.72	ug/Kg	1	04/25/17	HM	SW8260C	
trans-1,3-Dichloropropene	ND	7.2	0.72	ug/Kg	1	04/25/17	HM	SW8260C	
trans-1,4-dichloro-2-butene	ND	14	3.6	ug/Kg	1	04/25/17	HM	SW8260C	
Trichloroethene	ND	7.2	0.72	ug/Kg	1	04/25/17	HM	SW8260C	
Trichlorofluoromethane	ND	7.2	1.4	ug/Kg	1	04/25/17	HM	SW8260C	
Trichlorotrifluoroethane	ND	7.2	0.72	ug/Kg	1	04/25/17	HM	SW8260C	
Vinyl chloride	ND	7.2	0.72	ug/Kg	1	04/25/17	HM	SW8260C	
QA/QC Surrogates									
% 1,2-dichlorobenzene-d4	110			%	1	04/25/17	HM	70 - 130 %	
% Bromofluorobenzene	86			%	1	04/25/17	HM	70 - 130 %	
% Dibromofluoromethane	108			%	1	04/25/17	HM	70 - 130 %	
% Toluene-d8	89			%	1	04/25/17	HM	70 - 130 %	
Semivolatiles									
1,2,4,5-Tetrachlorobenzene	ND	270	140	ug/Kg	1	04/25/17	DD	SW8270D	
1,2,4-Trichlorobenzene	ND	270	120	ug/Kg	1	04/25/17	DD	SW8270D	
1,2-Dichlorobenzene	ND	270	110	ug/Kg	1	04/25/17	DD	SW8270D	
1,2-Diphenylhydrazine	ND	270	130	ug/Kg	1	04/25/17	DD	SW8270D	
1,3-Dichlorobenzene	ND	270	120	ug/Kg	1	04/25/17	DD	SW8270D	
1,4-Dichlorobenzene	ND	270	120	ug/Kg	1	04/25/17	DD	SW8270D	
2,4,5-Trichlorophenol	ND	270	210	ug/Kg	1	04/25/17	DD	SW8270D	
2,4,6-Trichlorophenol	ND	200	120	ug/Kg	1	04/25/17	DD	SW8270D	
2,4-Dichlorophenol	ND	200	140	ug/Kg	1	04/25/17	DD	SW8270D	
2,4-Dimethylphenol	ND	270	97	ug/Kg	1	04/25/17	DD	SW8270D	
2,4-Dinitrophenol	ND	270	270	ug/Kg	1	04/25/17	DD	SW8270D	
2,4-Dinitrotoluene	ND	200	150	ug/Kg	1	04/25/17	DD	SW8270D	
2,6-Dinitrotoluene	ND	200	120	ug/Kg	1	04/25/17	DD	SW8270D	
2-Chloronaphthalene	ND	270	110	ug/Kg	1	04/25/17	DD	SW8270D	
2-Chlorophenol	ND	270	110	ug/Kg	1	04/25/17	DD	SW8270D	
2-Methylnaphthalene	ND	270	120	ug/Kg	1	04/25/17	DD	SW8270D	
2-Methylphenol (o-cresol)	ND	270	180	ug/Kg	1	04/25/17	DD	SW8270D	
2-Nitroaniline	ND	270	270	ug/Kg	1	04/25/17	DD	SW8270D	
2-Nitrophenol	ND	270	250	ug/Kg	1	04/25/17	DD	SW8270D	
3&4-Methylphenol (m&p-cresol)	ND	270	150	ug/Kg	1	04/25/17	DD	SW8270D	1
3,3'-Dichlorobenzidine	ND	200	180	ug/Kg	1	04/25/17	DD	SW8270D	
3-Nitroaniline	ND	390	780	ug/Kg	1	04/25/17	DD	SW8270D	
4,6-Dinitro-2-methylphenol	ND	230	78	ug/Kg	1	04/25/17	DD	SW8270D	
4-Bromophenyl phenyl ether	ND	270	110	ug/Kg	1	04/25/17	DD	SW8270D	
4-Chloro-3-methylphenol	ND	270	140	ug/Kg	1	04/25/17	DD	SW8270D	
4-Chloroaniline	ND	310	180	ug/Kg	1	04/25/17	DD	SW8270D	
4-Chlorophenyl phenyl ether	ND	270	130	ug/Kg	1	04/25/17	DD	SW8270D	

Project ID: 125 BATH STREET
Client ID: MW-6 S-1

Phoenix I.D.: BY06970

Parameter	Result		RL/ PQL	LOD/ MDL	Units	Dilution	Date/Time	By	Reference	
4-Nitroaniline	ND		390	130	ug/Kg	1	04/25/17	DD	SW8270D	
4-Nitrophenol	ND		390	180	ug/Kg	1	04/25/17	DD	SW8270D	
Acenaphthene	ND		270	120	ug/Kg	1	04/25/17	DD	SW8270D	
Acenaphthylene	ND		270	110	ug/Kg	1	04/25/17	DD	SW8270D	
Acetophenone	ND		270	120	ug/Kg	1	04/25/17	DD	SW8270D	
Aniline	ND		310	310	ug/Kg	1	04/25/17	DD	SW8270D	
Anthracene	220	J	270	130	ug/Kg	1	04/25/17	DD	SW8270D	
Benz(a)anthracene	560		270	130	ug/Kg	1	04/25/17	DD	SW8270D	
Benzidine	ND		390	230	ug/Kg	1	04/25/17	DD	SW8270D	
Benzo(a)pyrene	480		200	130	ug/Kg	1	04/25/17	DD	SW8270D	
Benzo(b)fluoranthene	450		270	130	ug/Kg	1	04/25/17	DD	SW8270D	
Benzo(ghi)perylene	540		270	130	ug/Kg	1	04/25/17	DD	SW8270D	
Benzo(k)fluoranthene	400		270	130	ug/Kg	1	04/25/17	DD	SW8270D	
Benzoic acid	ND		2000	780	ug/Kg	1	04/25/17	DD	SW8270D	1
Benzyl butyl phthalate	ND		270	100	ug/Kg	1	04/25/17	DD	SW8270D	
Bis(2-chloroethoxy)methane	ND		270	110	ug/Kg	1	04/25/17	DD	SW8270D	
Bis(2-chloroethyl)ether	ND		200	110	ug/Kg	1	04/25/17	DD	SW8270D	
Bis(2-chloroisopropyl)ether	ND		270	110	ug/Kg	1	04/25/17	DD	SW8270D	
Bis(2-ethylhexyl)phthalate	ND		270	110	ug/Kg	1	04/25/17	DD	SW8270D	
Carbazole	ND		200	160	ug/Kg	1	04/25/17	DD	SW8270D	
Chrysene	530		270	130	ug/Kg	1	04/25/17	DD	SW8270D	
Dibenz(a,h)anthracene	150	J	200	130	ug/Kg	1	04/25/17	DD	SW8270D	
Dibenzofuran	ND		270	110	ug/Kg	1	04/25/17	DD	SW8270D	
Diethyl phthalate	ND		270	120	ug/Kg	1	04/25/17	DD	SW8270D	
Dimethylphthalate	ND		270	120	ug/Kg	1	04/25/17	DD	SW8270D	
Di-n-butylphthalate	ND		270	100	ug/Kg	1	04/25/17	DD	SW8270D	
Di-n-octylphthalate	ND		270	100	ug/Kg	1	04/25/17	DD	SW8270D	
Fluoranthene	1100		270	130	ug/Kg	1	04/25/17	DD	SW8270D	
Fluorene	ND		270	130	ug/Kg	1	04/25/17	DD	SW8270D	
Hexachlorobenzene	ND		200	110	ug/Kg	1	04/25/17	DD	SW8270D	
Hexachlorobutadiene	ND		270	140	ug/Kg	1	04/25/17	DD	SW8270D	
Hexachlorocyclopentadiene	ND		270	120	ug/Kg	1	04/25/17	DD	SW8270D	
Hexachloroethane	ND		200	120	ug/Kg	1	04/25/17	DD	SW8270D	
Indeno(1,2,3-cd)pyrene	530		270	130	ug/Kg	1	04/25/17	DD	SW8270D	
Isophorone	ND		200	110	ug/Kg	1	04/25/17	DD	SW8270D	
Naphthalene	ND		270	110	ug/Kg	1	04/25/17	DD	SW8270D	
Nitrobenzene	ND		200	140	ug/Kg	1	04/25/17	DD	SW8270D	
N-Nitrosodimethylamine	ND		270	110	ug/Kg	1	04/25/17	DD	SW8270D	
N-Nitrosodi-n-propylamine	ND		200	130	ug/Kg	1	04/25/17	DD	SW8270D	
N-Nitrosodiphenylamine	ND		270	150	ug/Kg	1	04/25/17	DD	SW8270D	
Pentachloronitrobenzene	ND		270	150	ug/Kg	1	04/25/17	DD	SW8270D	
Pentachlorophenol	ND		230	150	ug/Kg	1	04/25/17	DD	SW8270D	
Phenanthrene	810		270	110	ug/Kg	1	04/25/17	DD	SW8270D	
Phenol	ND		270	120	ug/Kg	1	04/25/17	DD	SW8270D	
Pyrene	900		270	130	ug/Kg	1	04/25/17	DD	SW8270D	
Pyridine	ND		270	96	ug/Kg	1	04/25/17	DD	SW8270D	
QA/QC Surrogates										
% 2,4,6-Tribromophenol	71				%	1	04/25/17	DD	30 - 130 %	
% 2-Fluorobiphenyl	64				%	1	04/25/17	DD	30 - 130 %	

Parameter	Result	RL/ PQL	LOD/ MDL	Units	Dilution	Date/Time	By	Reference
% 2-Fluorophenol	60			%	1	04/25/17	DD	30 - 130 %
% Nitrobenzene-d5	61			%	1	04/25/17	DD	30 - 130 %
% Phenol-d5	63			%	1	04/25/17	DD	30 - 130 %
% Terphenyl-d14	71			%	1	04/25/17	DD	30 - 130 %

1 = This parameter is not certified by NY NELAC for this matrix. NY NELAC does not offer certification for all parameters at this time.

RL/PQL=Reporting/Practical Quantitation Level (Equivalent to NELAC LOQ, Limit of Quantitation) ND=Not Detected BRL=Below Reporting Level L=Biased Low J=Estimated Below RL LOD=Limit of Detection MDL=Method Detection Limit1
QA/QC Surrogates: Surrogates are compounds (preceeded with a %) added by the lab to determine analysis efficiency. Surrogate results(%) listed in the report are not "detected" compounds.

Comments:

Per 1.4.6 of EPA method 8270D, 1,2-Diphenylhydrazine is unstable and readily converts to Azobenzene. Azobenzene is used for the calibration of 1,2-Diphenylhydrazine.

Please be advised that the NY 375 soil criteria for chromium are based on hexavalent chromium and trivalent chromium.

All soils, solids and sludges are reported on a dry weight basis unless otherwise noted in the sample comments.

S - Laboratory solvent, contamination is possible.

If there are any questions regarding this data, please call Phoenix Client Services.
This report must not be reproduced except in full as defined by the attached chain of custody.



Phyllis Shiller, Laboratory Director
July 11, 2017
Reviewed and Released by: Jon Carlson, Project Manager

Environmental Laboratories, Inc.
587 East Middle Turnpike, P.O.Box 370, Manchester, CT 06045
Tel. (860) 645-1102 Fax (860) 645-0823

NY # 11301

Analysis Report

July 11, 2017

FOR: Attn: Mr. Rob Gray
NETC
PO Box 2167
Ballston Spa, NY 12020

Sample Information		Custody Information		Date	Time
Matrix:	SOIL	Collected by:		04/17/17	12:30
Location Code:	NETC	Received by:	SW	04/19/17	17:12
Rush Request:	72 Hour	Analyzed by:	see "By" below		
P.O.#:	15.0918304				

Laboratory Data

SDG ID: GBY06958
Phoenix ID: BY06975

Project ID: 125 BATH STREET
Client ID: FD-4 S-1

Parameter	Result		RL/ PQL	LOD/ MDL	Units	Dilution	Date/Time	By	Reference
Aluminum	7840		45	8.9	mg/Kg	10	04/25/17	LK	SW6010C
Antimony	10.9		2.2	2.2	mg/Kg	1	04/25/17	LK	SW6010C
Arsenic	7.01		0.89	0.89	mg/Kg	1	04/25/17	LK	SW6010C
Barium	403		0.9	0.45	mg/Kg	1	04/25/17	LK	SW6010C
Beryllium	ND		0.36	0.18	mg/Kg	1	04/25/17	LK	SW6010C
Calcium	60800		45	41	mg/Kg	10	04/25/17	LK	SW6010C
Cadmium	1.28		0.45	0.45	mg/Kg	1	04/25/17	LK	SW6010C
Chromium	2060		45	45	mg/Kg	100	04/26/17	LK	SW6010C
Cobalt	5.42		0.45	0.45	mg/Kg	1	04/25/17	LK	SW6010C
Copper	137		0.45	0.45	mg/kg	1	04/25/17	LK	SW6010C
Iron	28500		45	45	mg/Kg	10	04/25/17	LK	SW6010C
Lead	127		0.9	0.45	mg/Kg	1	04/25/17	LK	SW6010C
Magnesium	4970		4.5	4.5	mg/Kg	1	04/25/17	LK	SW6010C
Manganese	226	N	4.5	4.5	mg/Kg	10	04/25/17	LK	SW6010C
Mercury	0.80	*	0.04	0.02	mg/Kg	1	04/25/17	RS	SW7471B
Nickel	12.0		0.45	0.45	mg/Kg	1	04/25/17	LK	SW6010C
Potassium	983	N	9	3.5	mg/Kg	1	04/25/17	LK	SW6010C
Selenium	ND		1.8	1.5	mg/Kg	1	04/25/17	LK	SW6010C
Silver	ND		0.45	0.45	mg/Kg	1	04/25/17	LK	SW6010C
Sodium	936		9	3.8	mg/Kg	1	04/25/17	LK	SW6010C
Thallium	ND		1.8	1.8	mg/Kg	1	04/25/17	LK	SW6010C
Vanadium	32.4		0.45	0.45	mg/Kg	1	04/25/17	LK	SW6010C
Zinc	353		8.9	4.5	mg/Kg	10	04/25/17	LK	SW6010C
Percent Solid	69				%		04/24/17	Q	SW846-%Solid
Soil Extraction for PCB	Completed						04/24/17	BC/V	SW3545A
Soil Extraction for Pest	Completed						04/24/17	BC/V	SW3545A
Soil Extraction for SVOA	Completed						04/24/17	BJ/CKV	SW3545A
Mercury Digestion	Completed						04/25/17	W/W	SW7471B

Parameter	Result	RL/ PQL	LOD/ MDL	Units	Dilution	Date/Time	By	Reference
Total Metals Digest	Completed					04/24/17	Z/AG	SW3050B
Field Extraction	Completed					04/17/17		SW5035A
Polychlorinated Biphenyls								
PCB-1016	ND	4700	4700	ug/Kg	100	04/26/17	KCA	SW8082A
PCB-1221	ND	4700	4700	ug/Kg	100	04/26/17	KCA	SW8082A
PCB-1232	ND	4700	4700	ug/Kg	100	04/26/17	KCA	SW8082A
PCB-1242	ND	4700	4700	ug/Kg	100	04/26/17	KCA	SW8082A
PCB-1248	ND	4700	4700	ug/Kg	100	04/26/17	KCA	SW8082A
PCB-1254	8100	4700	4700	ug/Kg	100	04/26/17	KCA	SW8082A
PCB-1260	ND	4700	4700	ug/Kg	100	04/26/17	KCA	SW8082A
PCB-1262	ND	4700	4700	ug/Kg	100	04/26/17	KCA	SW8082A
PCB-1268	ND	4700	4700	ug/Kg	100	04/26/17	KCA	SW8082A
QA/QC Surrogates								
% DCBP	Diluted Out			%	100	04/26/17	KCA	40 - 140 %
% TCMX	Diluted Out			%	100	04/26/17	KCA	SW8082A
Pesticides - Soil								
4,4' -DDD	ND	28	28	ug/Kg	20	04/25/17	CE	SW8081B
4,4' -DDE	ND	140	140	ug/Kg	20	04/25/17	CE	SW8081B
4,4' -DDT	350	28	28	ug/Kg	20	04/25/17	CE	SW8081B
a-BHC	ND	94	94	ug/Kg	20	04/25/17	CE	SW8081B
a-Chlordane	ND	47	47	ug/Kg	20	04/25/17	CE	SW8081B
Aldrin	ND	47	47	ug/Kg	20	04/25/17	CE	SW8081B
b-BHC	ND	94	94	ug/Kg	20	04/25/17	CE	SW8081B
Chlordane	ND	470	470	ug/Kg	20	04/25/17	CE	SW8081B
d-BHC	ND	94	94	ug/Kg	20	04/25/17	CE	SW8081B
Dieldrin	ND	140	140	ug/Kg	20	04/25/17	CE	SW8081B
Endosulfan I	ND	94	94	ug/Kg	20	04/25/17	CE	SW8081B
Endosulfan II	ND	94	94	ug/Kg	20	04/25/17	CE	SW8081B
Endosulfan sulfate	ND	94	94	ug/Kg	20	04/25/17	CE	SW8081B
Endrin	ND	190	190	ug/Kg	20	04/25/17	CE	SW8081B
Endrin aldehyde	ND	94	94	ug/Kg	20	04/25/17	CE	SW8081B
Endrin ketone	ND	94	94	ug/Kg	20	04/25/17	CE	SW8081B
g-BHC	ND	19	19	ug/Kg	20	04/25/17	CE	SW8081B
g-Chlordane	ND	47	47	ug/Kg	20	04/25/17	CE	SW8081B
Heptachlor	150	94	94	ug/Kg	20	04/25/17	CE	SW8081B
Heptachlor epoxide	ND	94	94	ug/Kg	20	04/25/17	CE	SW8081B
Methoxychlor	ND	470	470	ug/Kg	20	04/25/17	CE	SW8081B
Toxaphene	ND	1900	1900	ug/Kg	20	04/25/17	CE	SW8081B
QA/QC Surrogates								
% DCBP	Diluted Out			%	20	04/25/17	CE	40 - 140 %
% TCMX	Diluted Out			%	20	04/25/17	CE	40 - 140 %
Volatiles								
1,1,1,2-Tetrachloroethane	ND	14	2.9	ug/Kg	1	04/25/17	JLI	SW8260C
1,1,1-Trichloroethane	ND	14	1.4	ug/Kg	1	04/25/17	JLI	SW8260C
1,1,2,2-Tetrachloroethane	ND	770	150	ug/Kg	50	04/25/17	JLI	SW8260C
1,1,2-Trichloroethane	ND	14	2.9	ug/Kg	1	04/25/17	JLI	SW8260C
1,1-Dichloroethane	ND	14	2.9	ug/Kg	1	04/25/17	JLI	SW8260C

Project ID: 125 BATH STREET
Client ID: FD-4 S-1

Phoenix I.D.: BY06975

Parameter	Result		RL/ PQL	LOD/ MDL	Units	Dilution	Date/Time	By	Reference	
1,1-Dichloroethene	ND		14	1.4	ug/Kg	1	04/25/17	JLI	SW8260C	
1,1-Dichloropropene	ND		14	1.4	ug/Kg	1	04/25/17	JLI	SW8260C	
1,2,3-Trichlorobenzene	ND		770	150	ug/Kg	50	04/25/17	JLI	SW8260C	
1,2,3-Trichloropropane	ND		770	77	ug/Kg	50	04/25/17	JLI	SW8260C	
1,2,4-Trichlorobenzene	ND		770	150	ug/Kg	50	04/25/17	JLI	SW8260C	
1,2,4-Trimethylbenzene	ND		770	77	ug/Kg	50	04/25/17	JLI	SW8260C	
1,2-Dibromo-3-chloropropane	ND		770	150	ug/Kg	50	04/25/17	JLI	SW8260C	
1,2-Dibromoethane	ND		14	1.4	ug/Kg	1	04/25/17	JLI	SW8260C	
1,2-Dichlorobenzene	ND		770	77	ug/Kg	50	04/25/17	JLI	SW8260C	
1,2-Dichloroethane	3.2	J	14	1.4	ug/Kg	1	04/25/17	JLI	SW8260C	
1,2-Dichloropropane	ND		14	2.9	ug/Kg	1	04/25/17	JLI	SW8260C	
1,3,5-Trimethylbenzene	ND		770	77	ug/Kg	50	04/25/17	JLI	SW8260C	
1,3-Dichlorobenzene	ND		770	77	ug/Kg	50	04/25/17	JLI	SW8260C	
1,3-Dichloropropane	ND		14	2.9	ug/Kg	1	04/25/17	JLI	SW8260C	
1,4-Dichlorobenzene	ND		770	77	ug/Kg	50	04/25/17	JLI	SW8260C	
2,2-Dichloropropane	ND		14	1.4	ug/Kg	1	04/25/17	JLI	SW8260C	
2-Chlorotoluene	ND		770	150	ug/Kg	50	04/25/17	JLI	SW8260C	
2-Hexanone	ND		72	14	ug/Kg	1	04/25/17	JLI	SW8260C	
2-Isopropyltoluene	ND		770	77	ug/Kg	50	04/25/17	JLI	SW8260C	1
4-Chlorotoluene	ND		770	77	ug/Kg	50	04/25/17	JLI	SW8260C	
4-Methyl-2-pentanone	ND		72	14	ug/Kg	1	04/25/17	JLI	SW8260C	
Acetone	21	JS	50	14	ug/Kg	1	04/25/17	JLI	SW8260C	
Acrylonitrile	ND		29	2.9	ug/Kg	1	04/25/17	JLI	SW8260C	
Benzene	ND		14	1.4	ug/Kg	1	04/25/17	JLI	SW8260C	
Bromobenzene	ND		770	77	ug/Kg	50	04/25/17	JLI	SW8260C	
Bromochloromethane	ND		14	1.4	ug/Kg	1	04/25/17	JLI	SW8260C	
Bromodichloromethane	ND		14	2.9	ug/Kg	1	04/25/17	JLI	SW8260C	
Bromoform	ND		14	2.9	ug/Kg	1	04/25/17	JLI	SW8260C	
Bromomethane	ND		14	5.8	ug/Kg	1	04/25/17	JLI	SW8260C	
Carbon Disulfide	ND		14	2.9	ug/Kg	1	04/25/17	JLI	SW8260C	
Carbon tetrachloride	ND		14	2.9	ug/Kg	1	04/25/17	JLI	SW8260C	
Chlorobenzene	400	J	770	77	ug/Kg	50	04/25/17	JLI	SW8260C	
Chloroethane	ND		14	1.4	ug/Kg	1	04/25/17	JLI	SW8260C	
Chloroform	ND		14	1.4	ug/Kg	1	04/25/17	JLI	SW8260C	
Chloromethane	ND		14	2.9	ug/Kg	1	04/25/17	JLI	SW8260C	
cis-1,2-Dichloroethene	ND		14	1.4	ug/Kg	1	04/25/17	JLI	SW8260C	
cis-1,3-Dichloropropene	ND		14	1.4	ug/Kg	1	04/25/17	JLI	SW8260C	
Dibromochloromethane	ND		14	2.9	ug/Kg	1	04/25/17	JLI	SW8260C	
Dibromomethane	ND		14	2.9	ug/Kg	1	04/25/17	JLI	SW8260C	
Dichlorodifluoromethane	4.3	J	14	1.4	ug/Kg	1	04/25/17	JLI	SW8260C	
Ethylbenzene	ND		14	1.4	ug/Kg	1	04/25/17	JLI	SW8260C	
Hexachlorobutadiene	370	J	770	77	ug/Kg	50	04/25/17	JLI	SW8260C	
Isopropylbenzene	ND		770	77	ug/Kg	50	04/25/17	JLI	SW8260C	
m&p-Xylene	ND		14	2.9	ug/Kg	1	04/25/17	JLI	SW8260C	
Methyl Ethyl Ketone	ND		87	14	ug/Kg	1	04/25/17	JLI	SW8260C	
Methyl t-butyl ether (MTBE)	ND		29	2.9	ug/Kg	1	04/25/17	JLI	SW8260C	
Methylene chloride	ND		14	14	ug/Kg	1	04/25/17	JLI	SW8260C	
Naphthalene	ND		770	150	ug/Kg	50	04/25/17	JLI	SW8260C	
n-Butylbenzene	ND		770	77	ug/Kg	50	04/25/17	JLI	SW8260C	

Parameter	Result		RL/ PQL	LOD/ MDL	Units	Dilution	Date/Time	By	Reference	
n-Propylbenzene	ND		770	150	ug/Kg	50	04/25/17	JLI	SW8260C	
o-Xylene	ND		14	2.9	ug/Kg	1	04/25/17	JLI	SW8260C	
p-Isopropyltoluene	ND		770	77	ug/Kg	50	04/25/17	JLI	SW8260C	
sec-Butylbenzene	ND		770	77	ug/Kg	50	04/25/17	JLI	SW8260C	
Styrene	ND		14	1.4	ug/Kg	1	04/25/17	JLI	SW8260C	
tert-Butylbenzene	ND		770	77	ug/Kg	50	04/25/17	JLI	SW8260C	
Tetrachloroethene	ND		14	2.9	ug/Kg	1	04/25/17	JLI	SW8260C	
Tetrahydrofuran (THF)	ND		29	7.2	ug/Kg	1	04/25/17	JLI	SW8260C	1
Toluene	ND		14	1.4	ug/Kg	1	04/25/17	JLI	SW8260C	
trans-1,2-Dichloroethene	ND		14	1.4	ug/Kg	1	04/25/17	JLI	SW8260C	
trans-1,3-Dichloropropene	ND		14	1.4	ug/Kg	1	04/25/17	JLI	SW8260C	
trans-1,4-dichloro-2-butene	ND		1500	390	ug/Kg	50	04/25/17	JLI	SW8260C	
Trichloroethene	ND		14	1.4	ug/Kg	1	04/25/17	JLI	SW8260C	
Trichlorofluoromethane	11000		770	150	ug/Kg	50	04/25/17	JLI	SW8260C	
Trichlorotrifluoroethane	ND		14	1.4	ug/Kg	1	04/25/17	JLI	SW8260C	
Vinyl chloride	ND		14	1.4	ug/Kg	1	04/25/17	JLI	SW8260C	
QA/QC Surrogates										
% 1,2-dichlorobenzene-d4	94				%	50	04/25/17	JLI	70 - 130 %	
% Bromofluorobenzene	101				%	50	04/25/17	JLI	70 - 130 %	
% Dibromofluoromethane	104				%	1	04/25/17	JLI	70 - 130 %	
% Toluene-d8	84				%	1	04/25/17	JLI	70 - 130 %	
Semivolatiles										
1,2,4,5-Tetrachlorobenzene	ND		340	170	ug/Kg	1	04/25/17	DD	SW8270D	
1,2,4-Trichlorobenzene	ND		340	140	ug/Kg	1	04/25/17	DD	SW8270D	
1,2-Dichlorobenzene	ND		340	140	ug/Kg	1	04/25/17	DD	SW8270D	
1,2-Diphenylhydrazine	ND		340	160	ug/Kg	1	04/25/17	DD	SW8270D	
1,3-Dichlorobenzene	ND		340	140	ug/Kg	1	04/25/17	DD	SW8270D	
1,4-Dichlorobenzene	ND		340	140	ug/Kg	1	04/25/17	DD	SW8270D	
2,4,5-Trichlorophenol	ND		340	260	ug/Kg	1	04/25/17	DD	SW8270D	
2,4,6-Trichlorophenol	ND		240	150	ug/Kg	1	04/25/17	DD	SW8270D	
2,4-Dichlorophenol	ND		240	170	ug/Kg	1	04/25/17	DD	SW8270D	
2,4-Dimethylphenol	ND		340	120	ug/Kg	1	04/25/17	DD	SW8270D	
2,4-Dinitrophenol	ND		340	340	ug/Kg	1	04/25/17	DD	SW8270D	
2,4-Dinitrotoluene	ND		240	190	ug/Kg	1	04/25/17	DD	SW8270D	
2,6-Dinitrotoluene	ND		240	150	ug/Kg	1	04/25/17	DD	SW8270D	
2-Chloronaphthalene	ND		340	140	ug/Kg	1	04/25/17	DD	SW8270D	
2-Chlorophenol	ND		340	140	ug/Kg	1	04/25/17	DD	SW8270D	
2-Methylnaphthalene	190	J	340	140	ug/Kg	1	04/25/17	DD	SW8270D	
2-Methylphenol (o-cresol)	ND		330	230	ug/Kg	1	04/25/17	DD	SW8270D	
2-Nitroaniline	ND		340	340	ug/Kg	1	04/25/17	DD	SW8270D	
2-Nitrophenol	ND		340	300	ug/Kg	1	04/25/17	DD	SW8270D	
3&4-Methylphenol (m&p-cresol)	ND		340	190	ug/Kg	1	04/25/17	DD	SW8270D	1
3,3'-Dichlorobenzidine	ND		240	230	ug/Kg	1	04/25/17	DD	SW8270D	
3-Nitroaniline	ND		480	960	ug/Kg	1	04/25/17	DD	SW8270D	
4,6-Dinitro-2-methylphenol	ND		290	96	ug/Kg	1	04/25/17	DD	SW8270D	
4-Bromophenyl phenyl ether	ND		340	140	ug/Kg	1	04/25/17	DD	SW8270D	
4-Chloro-3-methylphenol	ND		340	170	ug/Kg	1	04/25/17	DD	SW8270D	
4-Chloroaniline	ND		380	220	ug/Kg	1	04/25/17	DD	SW8270D	
4-Chlorophenyl phenyl ether	ND		340	160	ug/Kg	1	04/25/17	DD	SW8270D	

Project ID: 125 BATH STREET
Client ID: FD-4 S-1

Phoenix I.D.: BY06975

Parameter	Result		RL/ PQL	LOD/ MDL	Units	Dilution	Date/Time	By	Reference	
4-Nitroaniline	ND		480	160	ug/Kg	1	04/25/17	DD	SW8270D	
4-Nitrophenol	ND		480	220	ug/Kg	1	04/25/17	DD	SW8270D	
Acenaphthene	430		340	150	ug/Kg	1	04/25/17	DD	SW8270D	
Acenaphthylene	ND		340	130	ug/Kg	1	04/25/17	DD	SW8270D	
Acetophenone	ND		340	150	ug/Kg	1	04/25/17	DD	SW8270D	
Aniline	ND		380	380	ug/Kg	1	04/25/17	DD	SW8270D	
Anthracene	820		340	160	ug/Kg	1	04/25/17	DD	SW8270D	
Benz(a)anthracene	1600		340	160	ug/Kg	1	04/25/17	DD	SW8270D	
Benzidine	ND		480	280	ug/Kg	1	04/25/17	DD	SW8270D	
Benzo(a)pyrene	1300		240	160	ug/Kg	1	04/25/17	DD	SW8270D	
Benzo(b)fluoranthene	1100		340	160	ug/Kg	1	04/25/17	DD	SW8270D	
Benzo(ghi)perylene	800		340	160	ug/Kg	1	04/25/17	DD	SW8270D	
Benzo(k)fluoranthene	1200		340	160	ug/Kg	1	04/25/17	DD	SW8270D	
Benzoic acid	ND		2400	960	ug/Kg	1	04/25/17	DD	SW8270D	1
Benzyl butyl phthalate	ND		340	120	ug/Kg	1	04/25/17	DD	SW8270D	
Bis(2-chloroethoxy)methane	ND		340	130	ug/Kg	1	04/25/17	DD	SW8270D	
Bis(2-chloroethyl)ether	ND		240	130	ug/Kg	1	04/25/17	DD	SW8270D	
Bis(2-chloroisopropyl)ether	ND		340	130	ug/Kg	1	04/25/17	DD	SW8270D	
Bis(2-ethylhexyl)phthalate	ND		340	140	ug/Kg	1	04/25/17	DD	SW8270D	
Carbazole	410		240	190	ug/Kg	1	04/25/17	DD	SW8270D	
Chrysene	1500		340	160	ug/Kg	1	04/25/17	DD	SW8270D	
Dibenz(a,h)anthracene	ND		240	160	ug/Kg	1	04/25/17	DD	SW8270D	
Dibenzofuran	300	J	340	140	ug/Kg	1	04/25/17	DD	SW8270D	
Diethyl phthalate	ND		340	150	ug/Kg	1	04/25/17	DD	SW8270D	
Dimethylphthalate	ND		340	150	ug/Kg	1	04/25/17	DD	SW8270D	
Di-n-butylphthalate	ND		340	130	ug/Kg	1	04/25/17	DD	SW8270D	
Di-n-octylphthalate	ND		340	120	ug/Kg	1	04/25/17	DD	SW8270D	
Fluoranthene	3800		340	160	ug/Kg	1	04/25/17	DD	SW8270D	
Fluorene	460		340	160	ug/Kg	1	04/25/17	DD	SW8270D	
Hexachlorobenzene	ND		240	140	ug/Kg	1	04/25/17	DD	SW8270D	
Hexachlorobutadiene	300	J	340	170	ug/Kg	1	04/25/17	DD	SW8270D	
Hexachlorocyclopentadiene	ND		340	150	ug/Kg	1	04/25/17	DD	SW8270D	
Hexachloroethane	ND		240	140	ug/Kg	1	04/25/17	DD	SW8270D	
Indeno(1,2,3-cd)pyrene	850		340	160	ug/Kg	1	04/25/17	DD	SW8270D	
Isophorone	ND		240	130	ug/Kg	1	04/25/17	DD	SW8270D	
Naphthalene	710		340	140	ug/Kg	1	04/25/17	DD	SW8270D	
Nitrobenzene	ND		240	170	ug/Kg	1	04/25/17	DD	SW8270D	
N-Nitrosodimethylamine	ND		340	140	ug/Kg	1	04/25/17	DD	SW8270D	
N-Nitrosodi-n-propylamine	ND		240	160	ug/Kg	1	04/25/17	DD	SW8270D	
N-Nitrosodiphenylamine	ND		340	180	ug/Kg	1	04/25/17	DD	SW8270D	
Pentachloronitrobenzene	ND		340	180	ug/Kg	1	04/25/17	DD	SW8270D	
Pentachlorophenol	ND		290	180	ug/Kg	1	04/25/17	DD	SW8270D	
Phenanthrene	3100		340	140	ug/Kg	1	04/25/17	DD	SW8270D	
Phenol	ND		330	150	ug/Kg	1	04/25/17	DD	SW8270D	
Pyrene	3200		340	160	ug/Kg	1	04/25/17	DD	SW8270D	
Pyridine	ND		340	120	ug/Kg	1	04/25/17	DD	SW8270D	
QA/QC Surrogates										
% 2,4,6-Tribromophenol	54				%	1	04/25/17	DD	30 - 130 %	
% 2-Fluorobiphenyl	51				%	1	04/25/17	DD	30 - 130 %	

Parameter	Result	RL/ PQL	LOD/ MDL	Units	Dilution	Date/Time	By	Reference
% 2-Fluorophenol	59			%	1	04/25/17	DD	30 - 130 %
% Nitrobenzene-d5	59			%	1	04/25/17	DD	30 - 130 %
% Phenol-d5	59			%	1	04/25/17	DD	30 - 130 %
% Terphenyl-d14	66			%	1	04/25/17	DD	30 - 130 %

1 = This parameter is not certified by NY NELAC for this matrix. NY NELAC does not offer certification for all parameters at this time.

RL/PQL=Reporting/Practical Quantitation Level (Equivalent to NELAC LOQ, Limit of Quantitation) ND=Not Detected BRL=Below Reporting Level L=Biased Low J=Estimated Below RL LOD=Limit of Detection MDL=Method Detection Limit1
QA/QC Surrogates: Surrogates are compounds (preceeded with a %) added by the lab to determine analysis efficiency. Surrogate results(%) listed in the report are not "detected" compounds.

Comments:

Please be advised that the NY 375 soil criteria for chromium are based on hexavalent chromium and trivalent chromium.

Per 1.4.6 of EPA method 8270D, 1,2-Diphenylhydrazine is unstable and readily converts to Azobenzene. Azobenzene is used for the calibration of 1,2-Diphenylhydrazine.

Volatile Comment:
Where the LOD justifies lowering the RL/PQL, the RL/PQL of some compounds are evaluated below the lowest calibration standard in order to meet criteria.

Semi-Volatile Comment:
Where the LOD justifies lowering the RL/PQL, the RL/PQL of some compounds are evaluated below the lowest calibration standard in order to meet criteria.

Volatile Comment:
There was a suppression of the last internal standard in the low level analysis, all affected compounds are reported from the methanol preserved high level analysis which did not exhibit this interference.

Pesticide Comment:
Due to a matrix interference and/or the presence of a large amount of non-target material in the sample, an elevated RL was reported for the affected compounds.

All soils, solids and sludges are reported on a dry weight basis unless otherwise noted in the sample comments.

S - Laboratory solvent, contamination is possible.

If there are any questions regarding this data, please call Phoenix Client Services.
This report must not be reproduced except in full as defined by the attached chain of custody.

Phyllis Shiller, Laboratory Director
July 11, 2017
Reviewed and Released by: Jon Carlson, Project Manager

PHOENIX

Environmental Laboratories, Inc.
587 East Middle Turnpike, P.O.Box 370, Manchester, CT 06045
Tel. (860) 645-1102 Fax (860) 645-0823

ACCREDITED IN ACCORDANCE WITH nelac NY # 11301

Analysis Report

July 11, 2017

FOR: Attn: Mr. Rob Gray
NETC
PO Box 2167
Ballston Spa, NY 12020

Sample Information		Custody Information		Date	Time
Matrix:	SOIL	Collected by:		04/17/17	9:30
Location Code:	NETC	Received by:	SW	04/19/17	17:12
Rush Request:	72 Hour	Analyzed by:	see "By" below		
P.O.#:	15.0918304				

Laboratory Data

SDG ID: GBY06958
Phoenix ID: BY06980

Project ID: 125 BATH STREET
Client ID: FD-1

Parameter	Result		RL/ PQL	LOD/ MDL	Units	Dilution	Date/Time	By	Reference
Aluminum	2720		46	9.3	mg/Kg	10	04/25/17	LK	SW6010C
Antimony	117		2.3	2.3	mg/Kg	1	04/25/17	LK	SW6010C
Arsenic	107		0.93	0.93	mg/Kg	1	04/25/17	LK	SW6010C
Barium	209		0.9	0.46	mg/Kg	1	04/25/17	LK	SW6010C
Beryllium	ND		0.37	0.19	mg/Kg	1	04/25/17	LK	SW6010C
Calcium	92500		46	43	mg/Kg	10	04/25/17	LK	SW6010C
Cadmium	6.26		0.46	0.46	mg/Kg	1	04/25/17	LK	SW6010C
Chromium	675		4.6	4.6	mg/Kg	10	04/25/17	LK	SW6010C
Cobalt	18.4		0.46	0.46	mg/Kg	1	04/25/17	LK	SW6010C
Copper	3840		46	46	mg/kg	100	04/26/17	LK	SW6010C
Iron	232000		460	460	mg/Kg	100	04/26/17	LK	SW6010C
Lead	18700		930	460	mg/Kg	1000	04/26/17	LK	SW6010C
Magnesium	7530		46	46	mg/Kg	10	04/25/17	LK	SW6010C
Manganese	947	N	4.6	4.6	mg/Kg	10	04/25/17	LK	SW6010C
Mercury	1.22	*	0.04	0.02	mg/Kg	1	04/25/17	RS	SW7471B
Nickel	57.8		0.46	0.46	mg/Kg	1	04/25/17	LK	SW6010C
Potassium	626	N	9	3.6	mg/Kg	1	04/25/17	LK	SW6010C
Selenium	ND		1.9	1.6	mg/Kg	1	04/25/17	LK	SW6010C
Silver	2.13		0.46	0.46	mg/Kg	1	04/25/17	LK	SW6010C
Sodium	750		9	4.0	mg/Kg	1	04/25/17	LK	SW6010C
Thallium	ND		1.9	1.9	mg/Kg	1	04/25/17	LK	SW6010C
Vanadium	24.1		0.46	0.46	mg/Kg	1	04/25/17	LK	SW6010C
Zinc	1200		9.3	4.6	mg/Kg	10	04/25/17	LK	SW6010C
Percent Solid	69				%		04/24/17	Q	SW846-%Solid
Soil Extraction for PCB	Completed						04/28/17	CC/V	SW3545A
Soil Extraction for Pest	Completed						04/28/17	CC/V	SW3545A
Soil Extraction for SVOA	Completed						04/24/17	BJ/CKV	SW3545A
Mercury Digestion	Completed						04/25/17	W/W	SW7471B

Parameter	Result	RL/ PQL	LOD/ MDL	Units	Dilution	Date/Time	By	Reference
Total Metals Digest	Completed					04/24/17	Z/AG	SW3050B
Field Extraction	Completed					04/17/17		SW5035A
Polychlorinated Biphenyls								
PCB-1016	ND	96	96	ug/Kg	2	05/01/17	KCA	SW8082A
PCB-1221	ND	96	96	ug/Kg	2	05/01/17	KCA	SW8082A
PCB-1232	ND	96	96	ug/Kg	2	05/01/17	KCA	SW8082A
PCB-1242	ND	96	96	ug/Kg	2	05/01/17	KCA	SW8082A
PCB-1248	ND	96	96	ug/Kg	2	05/01/17	KCA	SW8082A
PCB-1254	340	96	96	ug/Kg	2	05/01/17	KCA	SW8082A
PCB-1260	ND	96	96	ug/Kg	2	05/01/17	KCA	SW8082A
PCB-1262	ND	96	96	ug/Kg	2	05/01/17	KCA	SW8082A
PCB-1268	ND	96	96	ug/Kg	2	05/01/17	KCA	SW8082A
QA/QC Surrogates								
% DCBP	128			%	2	05/01/17	KCA	40 - 140 %
% TCMX	77			%	2	05/01/17	KCA	SW8082A
Pesticides - Soil								
4,4' -DDD	130	14	14	ug/Kg	10	05/01/17	CE	SW8081B
4,4' -DDE	ND	72	72	ug/Kg	10	05/01/17	CE	SW8081B
4,4' -DDT	46	14	14	ug/Kg	10	05/01/17	CE	SW8081B
a-BHC	ND	24	24	ug/Kg	10	05/01/17	CE	SW8081B
a-Chlordane	ND	24	24	ug/Kg	10	05/01/17	CE	SW8081B
Aldrin	ND	12	12	ug/Kg	10	05/01/17	CE	SW8081B
b-BHC	ND	24	24	ug/Kg	10	05/01/17	CE	SW8081B
Chlordane	ND	240	240	ug/Kg	10	05/01/17	CE	SW8081B
d-BHC	ND	24	24	ug/Kg	10	05/01/17	CE	SW8081B
Dieldrin	ND	12	12	ug/Kg	10	05/01/17	CE	SW8081B
Endosulfan I	ND	48	48	ug/Kg	10	05/01/17	CE	SW8081B
Endosulfan II	ND	48	48	ug/Kg	10	05/01/17	CE	SW8081B
Endosulfan sulfate	ND	48	48	ug/Kg	10	05/01/17	CE	SW8081B
Endrin	ND	24	24	ug/Kg	10	05/01/17	CE	SW8081B
Endrin aldehyde	ND	48	48	ug/Kg	10	05/01/17	CE	SW8081B
Endrin ketone	ND	48	48	ug/Kg	10	05/01/17	CE	SW8081B
g-BHC	ND	9.6	9.6	ug/Kg	10	05/01/17	CE	SW8081B
g-Chlordane	ND	24	24	ug/Kg	10	05/01/17	CE	SW8081B
Heptachlor	ND	24	24	ug/Kg	10	05/01/17	CE	SW8081B
Heptachlor epoxide	ND	48	48	ug/Kg	10	05/01/17	CE	SW8081B
Methoxychlor	ND	240	240	ug/Kg	10	05/01/17	CE	SW8081B
Toxaphene	ND	960	960	ug/Kg	10	05/01/17	CE	SW8081B
QA/QC Surrogates								
% DCBP	59			%	10	05/01/17	CE	40 - 140 %
% TCMX	63			%	10	05/01/17	CE	40 - 140 %
Volatiles								
1,1,1,2-Tetrachloroethane	ND	11	2.2	ug/Kg	1	04/25/17	JLI	SW8260C
1,1,1-Trichloroethane	ND	11	1.1	ug/Kg	1	04/25/17	JLI	SW8260C
1,1,2,2-Tetrachloroethane	ND	11	2.2	ug/Kg	1	04/25/17	JLI	SW8260C
1,1,2-Trichloroethane	ND	11	2.2	ug/Kg	1	04/25/17	JLI	SW8260C
1,1-Dichloroethane	ND	11	2.2	ug/Kg	1	04/25/17	JLI	SW8260C

Project ID: 125 BATH STREET
Client ID: FD-1

Phoenix I.D.: BY06980

Parameter	Result		RL/ PQL	LOD/ MDL	Units	Dilution	Date/Time	By	Reference	
1,1-Dichloroethene	ND		11	1.1	ug/Kg	1	04/25/17	JLI	SW8260C	
1,1-Dichloropropene	ND		11	1.1	ug/Kg	1	04/25/17	JLI	SW8260C	
1,2,3-Trichlorobenzene	ND		11	2.2	ug/Kg	1	04/25/17	JLI	SW8260C	
1,2,3-Trichloropropane	ND		11	1.1	ug/Kg	1	04/25/17	JLI	SW8260C	
1,2,4-Trichlorobenzene	ND		11	2.2	ug/Kg	1	04/25/17	JLI	SW8260C	
1,2,4-Trimethylbenzene	ND		11	1.1	ug/Kg	1	04/25/17	JLI	SW8260C	
1,2-Dibromo-3-chloropropane	ND		11	2.2	ug/Kg	1	04/25/17	JLI	SW8260C	
1,2-Dibromoethane	ND		11	1.1	ug/Kg	1	04/25/17	JLI	SW8260C	
1,2-Dichlorobenzene	ND		11	1.1	ug/Kg	1	04/25/17	JLI	SW8260C	
1,2-Dichloroethane	ND		11	1.1	ug/Kg	1	04/25/17	JLI	SW8260C	
1,2-Dichloropropane	ND		11	2.2	ug/Kg	1	04/25/17	JLI	SW8260C	
1,3,5-Trimethylbenzene	ND		11	1.1	ug/Kg	1	04/25/17	JLI	SW8260C	
1,3-Dichlorobenzene	ND		11	1.1	ug/Kg	1	04/25/17	JLI	SW8260C	
1,3-Dichloropropane	ND		11	2.2	ug/Kg	1	04/25/17	JLI	SW8260C	
1,4-Dichlorobenzene	ND		11	1.1	ug/Kg	1	04/25/17	JLI	SW8260C	
2,2-Dichloropropane	ND		11	1.1	ug/Kg	1	04/25/17	JLI	SW8260C	
2-Chlorotoluene	ND		11	2.2	ug/Kg	1	04/25/17	JLI	SW8260C	
2-Hexanone	ND		55	11	ug/Kg	1	04/25/17	JLI	SW8260C	
2-Isopropyltoluene	ND		11	1.1	ug/Kg	1	04/25/17	JLI	SW8260C	1
4-Chlorotoluene	ND		11	1.1	ug/Kg	1	04/25/17	JLI	SW8260C	
4-Methyl-2-pentanone	ND		55	11	ug/Kg	1	04/25/17	JLI	SW8260C	
Acetone	43	JS	50	11	ug/Kg	1	04/25/17	JLI	SW8260C	
Acrylonitrile	ND		22	2.2	ug/Kg	1	04/25/17	JLI	SW8260C	
Benzene	ND		11	1.1	ug/Kg	1	04/25/17	JLI	SW8260C	
Bromobenzene	ND		11	1.1	ug/Kg	1	04/25/17	JLI	SW8260C	
Bromochloromethane	ND		11	1.1	ug/Kg	1	04/25/17	JLI	SW8260C	
Bromodichloromethane	ND		11	2.2	ug/Kg	1	04/25/17	JLI	SW8260C	
Bromoform	ND		11	2.2	ug/Kg	1	04/25/17	JLI	SW8260C	
Bromomethane	ND		11	4.4	ug/Kg	1	04/25/17	JLI	SW8260C	
Carbon Disulfide	20		11	2.2	ug/Kg	1	04/25/17	JLI	SW8260C	
Carbon tetrachloride	ND		11	2.2	ug/Kg	1	04/25/17	JLI	SW8260C	
Chlorobenzene	5.3	J	11	1.1	ug/Kg	1	04/25/17	JLI	SW8260C	
Chloroethane	ND		11	1.1	ug/Kg	1	04/25/17	JLI	SW8260C	
Chloroform	ND		11	1.1	ug/Kg	1	04/25/17	JLI	SW8260C	
Chloromethane	ND		11	2.2	ug/Kg	1	04/25/17	JLI	SW8260C	
cis-1,2-Dichloroethene	ND		11	1.1	ug/Kg	1	04/25/17	JLI	SW8260C	
cis-1,3-Dichloropropene	ND		11	1.1	ug/Kg	1	04/25/17	JLI	SW8260C	
Dibromochloromethane	ND		11	2.2	ug/Kg	1	04/25/17	JLI	SW8260C	
Dibromomethane	ND		11	2.2	ug/Kg	1	04/25/17	JLI	SW8260C	
Dichlorodifluoromethane	ND		11	1.1	ug/Kg	1	04/25/17	JLI	SW8260C	
Ethylbenzene	ND		11	1.1	ug/Kg	1	04/25/17	JLI	SW8260C	
Hexachlorobutadiene	ND		11	1.1	ug/Kg	1	04/25/17	JLI	SW8260C	
Isopropylbenzene	ND		11	1.1	ug/Kg	1	04/25/17	JLI	SW8260C	
m&p-Xylene	ND		11	2.2	ug/Kg	1	04/25/17	JLI	SW8260C	
Methyl Ethyl Ketone	ND		67	11	ug/Kg	1	04/25/17	JLI	SW8260C	
Methyl t-butyl ether (MTBE)	ND		22	2.2	ug/Kg	1	04/25/17	JLI	SW8260C	
Methylene chloride	ND		11	11	ug/Kg	1	04/25/17	JLI	SW8260C	
Naphthalene	ND		11	2.2	ug/Kg	1	04/25/17	JLI	SW8260C	
n-Butylbenzene	ND		11	1.1	ug/Kg	1	04/25/17	JLI	SW8260C	

Parameter	Result		RL/ PQL	LOD/ MDL	Units	Dilution	Date/Time	By	Reference	
n-Propylbenzene	ND		11	2.2	ug/Kg	1	04/25/17	JLI	SW8260C	
o-Xylene	ND		11	2.2	ug/Kg	1	04/25/17	JLI	SW8260C	
p-Isopropyltoluene	2300		500	50	ug/Kg	50	04/25/17	JLI	SW8260C	
sec-Butylbenzene	ND		11	1.1	ug/Kg	1	04/25/17	JLI	SW8260C	
Styrene	ND		11	1.1	ug/Kg	1	04/25/17	JLI	SW8260C	
tert-Butylbenzene	ND		11	1.1	ug/Kg	1	04/25/17	JLI	SW8260C	
Tetrachloroethene	ND		11	2.2	ug/Kg	1	04/25/17	JLI	SW8260C	
Tetrahydrofuran (THF)	ND		22	5.5	ug/Kg	1	04/25/17	JLI	SW8260C	1
Toluene	1.2	J	11	1.1	ug/Kg	1	04/25/17	JLI	SW8260C	
trans-1,2-Dichloroethene	ND		11	1.1	ug/Kg	1	04/25/17	JLI	SW8260C	
trans-1,3-Dichloropropene	ND		11	1.1	ug/Kg	1	04/25/17	JLI	SW8260C	
trans-1,4-dichloro-2-butene	ND		22	5.5	ug/Kg	1	04/25/17	JLI	SW8260C	
Trichloroethene	ND		11	1.1	ug/Kg	1	04/25/17	JLI	SW8260C	
Trichlorofluoromethane	780		500	100	ug/Kg	50	04/25/17	JLI	SW8260C	
Trichlorotrifluoroethane	ND		11	1.1	ug/Kg	1	04/25/17	JLI	SW8260C	
Vinyl chloride	ND		11	1.1	ug/Kg	1	04/25/17	JLI	SW8260C	
QA/QC Surrogates										
% 1,2-dichlorobenzene-d4	95				%	1	04/25/17	JLI	70 - 130 %	
% Bromofluorobenzene	89				%	1	04/25/17	JLI	70 - 130 %	
% Dibromofluoromethane	107				%	1	04/25/17	JLI	70 - 130 %	
% Toluene-d8	86				%	1	04/25/17	JLI	70 - 130 %	
Semivolatiles										
1,2,4,5-Tetrachlorobenzene	ND		330	170	ug/Kg	1	04/25/17	DD	SW8270D	
1,2,4-Trichlorobenzene	ND		330	140	ug/Kg	1	04/25/17	DD	SW8270D	
1,2-Dichlorobenzene	ND		330	130	ug/Kg	1	04/25/17	DD	SW8270D	
1,2-Diphenylhydrazine	ND		330	150	ug/Kg	1	04/25/17	DD	SW8270D	
1,3-Dichlorobenzene	ND		330	140	ug/Kg	1	04/25/17	DD	SW8270D	
1,4-Dichlorobenzene	ND		330	140	ug/Kg	1	04/25/17	DD	SW8270D	
2,4,5-Trichlorophenol	ND		330	260	ug/Kg	1	04/25/17	DD	SW8270D	
2,4,6-Trichlorophenol	ND		240	150	ug/Kg	1	04/25/17	DD	SW8270D	
2,4-Dichlorophenol	ND		240	170	ug/Kg	1	04/25/17	DD	SW8270D	
2,4-Dimethylphenol	ND		330	120	ug/Kg	1	04/25/17	DD	SW8270D	
2,4-Dinitrophenol	ND		330	330	ug/Kg	1	04/25/17	DD	SW8270D	
2,4-Dinitrotoluene	ND		240	190	ug/Kg	1	04/25/17	DD	SW8270D	
2,6-Dinitrotoluene	ND		240	150	ug/Kg	1	04/25/17	DD	SW8270D	
2-Chloronaphthalene	ND		330	130	ug/Kg	1	04/25/17	DD	SW8270D	
2-Chlorophenol	ND		330	130	ug/Kg	1	04/25/17	DD	SW8270D	
2-Methylnaphthalene	ND		330	140	ug/Kg	1	04/25/17	DD	SW8270D	
2-Methylphenol (o-cresol)	ND		330	220	ug/Kg	1	04/25/17	DD	SW8270D	
2-Nitroaniline	ND		330	330	ug/Kg	1	04/25/17	DD	SW8270D	
2-Nitrophenol	ND		330	300	ug/Kg	1	04/25/17	DD	SW8270D	
3&4-Methylphenol (m&p-cresol)	ND		330	190	ug/Kg	1	04/25/17	DD	SW8270D	1
3,3'-Dichlorobenzidine	ND		240	220	ug/Kg	1	04/25/17	DD	SW8270D	
3-Nitroaniline	ND		470	950	ug/Kg	1	04/25/17	DD	SW8270D	
4,6-Dinitro-2-methylphenol	ND		280	95	ug/Kg	1	04/25/17	DD	SW8270D	
4-Bromophenyl phenyl ether	ND		330	140	ug/Kg	1	04/25/17	DD	SW8270D	
4-Chloro-3-methylphenol	ND		330	170	ug/Kg	1	04/25/17	DD	SW8270D	
4-Chloroaniline	ND		380	220	ug/Kg	1	04/25/17	DD	SW8270D	
4-Chlorophenyl phenyl ether	ND		330	160	ug/Kg	1	04/25/17	DD	SW8270D	

Project ID: 125 BATH STREET
Client ID: FD-1

Phoenix I.D.: BY06980

Parameter	Result		RL/ PQL	LOD/ MDL	Units	Dilution	Date/Time	By	Reference	
4-Nitroaniline	ND		470	160	ug/Kg	1	04/25/17	DD	SW8270D	
4-Nitrophenol	ND		470	210	ug/Kg	1	04/25/17	DD	SW8270D	
Acenaphthene	ND		330	140	ug/Kg	1	04/25/17	DD	SW8270D	
Acenaphthylene	ND		330	130	ug/Kg	1	04/25/17	DD	SW8270D	
Acetophenone	ND		330	150	ug/Kg	1	04/25/17	DD	SW8270D	
Aniline	ND		380	380	ug/Kg	1	04/25/17	DD	SW8270D	
Anthracene	ND		330	160	ug/Kg	1	04/25/17	DD	SW8270D	
Benz(a)anthracene	180	J	330	160	ug/Kg	1	04/25/17	DD	SW8270D	
Benzidine	ND		470	280	ug/Kg	1	04/25/17	DD	SW8270D	
Benzo(a)pyrene	180	J	240	150	ug/Kg	1	04/25/17	DD	SW8270D	
Benzo(b)fluoranthene	ND		330	160	ug/Kg	1	04/25/17	DD	SW8270D	
Benzo(ghi)perylene	200	J	330	150	ug/Kg	1	04/25/17	DD	SW8270D	
Benzo(k)fluoranthene	190	J	330	160	ug/Kg	1	04/25/17	DD	SW8270D	
Benzoic acid	ND		2400	950	ug/Kg	1	04/25/17	DD	SW8270D	1
Benzyl butyl phthalate	ND		330	120	ug/Kg	1	04/25/17	DD	SW8270D	
Bis(2-chloroethoxy)methane	ND		330	130	ug/Kg	1	04/25/17	DD	SW8270D	
Bis(2-chloroethyl)ether	ND		240	130	ug/Kg	1	04/25/17	DD	SW8270D	
Bis(2-chloroisopropyl)ether	ND		330	130	ug/Kg	1	04/25/17	DD	SW8270D	
Bis(2-ethylhexyl)phthalate	ND		330	140	ug/Kg	1	04/25/17	DD	SW8270D	
Carbazole	ND		240	190	ug/Kg	1	04/25/17	DD	SW8270D	
Chrysene	190	J	330	160	ug/Kg	1	04/25/17	DD	SW8270D	
Dibenz(a,h)anthracene	ND		240	150	ug/Kg	1	04/25/17	DD	SW8270D	
Dibenzofuran	ND		330	140	ug/Kg	1	04/25/17	DD	SW8270D	
Diethyl phthalate	ND		330	150	ug/Kg	1	04/25/17	DD	SW8270D	
Dimethylphthalate	ND		330	150	ug/Kg	1	04/25/17	DD	SW8270D	
Di-n-butylphthalate	ND		330	130	ug/Kg	1	04/25/17	DD	SW8270D	
Di-n-octylphthalate	ND		330	120	ug/Kg	1	04/25/17	DD	SW8270D	
Fluoranthene	390		330	150	ug/Kg	1	04/25/17	DD	SW8270D	
Fluorene	ND		330	160	ug/Kg	1	04/25/17	DD	SW8270D	
Hexachlorobenzene	ND		240	140	ug/Kg	1	04/25/17	DD	SW8270D	
Hexachlorobutadiene	ND		330	170	ug/Kg	1	04/25/17	DD	SW8270D	
Hexachlorocyclopentadiene	ND		330	140	ug/Kg	1	04/25/17	DD	SW8270D	
Hexachloroethane	ND		240	140	ug/Kg	1	04/25/17	DD	SW8270D	
Indeno(1,2,3-cd)pyrene	210	J	330	160	ug/Kg	1	04/25/17	DD	SW8270D	
Isophorone	ND		240	130	ug/Kg	1	04/25/17	DD	SW8270D	
Naphthalene	ND		330	140	ug/Kg	1	04/25/17	DD	SW8270D	
Nitrobenzene	ND		240	170	ug/Kg	1	04/25/17	DD	SW8270D	
N-Nitrosodimethylamine	ND		330	130	ug/Kg	1	04/25/17	DD	SW8270D	
N-Nitrosodi-n-propylamine	ND		240	150	ug/Kg	1	04/25/17	DD	SW8270D	
N-Nitrosodiphenylamine	ND		330	180	ug/Kg	1	04/25/17	DD	SW8270D	
Pentachloronitrobenzene	ND		330	180	ug/Kg	1	04/25/17	DD	SW8270D	
Pentachlorophenol	310		280	180	ug/Kg	1	04/25/17	DD	SW8270D	
Phenanthrene	320	J	330	140	ug/Kg	1	04/25/17	DD	SW8270D	
Phenol	ND		330	150	ug/Kg	1	04/25/17	DD	SW8270D	
Pyrene	340		330	160	ug/Kg	1	04/25/17	DD	SW8270D	
Pyridine	ND		330	120	ug/Kg	1	04/25/17	DD	SW8270D	
QA/QC Surrogates										
% 2,4,6-Tribromophenol	61				%	1	04/25/17	DD	30 - 130 %	
% 2-Fluorobiphenyl	56				%	1	04/25/17	DD	30 - 130 %	

Parameter	Result	RL/ PQL	LOD/ MDL	Units	Dilution	Date/Time	By	Reference
% 2-Fluorophenol	55			%	1	04/25/17	DD	30 - 130 %
% Nitrobenzene-d5	56			%	1	04/25/17	DD	30 - 130 %
% Phenol-d5	57			%	1	04/25/17	DD	30 - 130 %
% Terphenyl-d14	69			%	1	04/25/17	DD	30 - 130 %

1 = This parameter is not certified by NY NELAC for this matrix. NY NELAC does not offer certification for all parameters at this time.

RL/PQL=Reporting/Practical Quantitation Level (Equivalent to NELAC LOQ, Limit of Quantitation) ND=Not Detected BRL=Below Reporting Level L=Biased Low J=Estimated Below RL LOD=Limit of Detection MDL=Method Detection Limit1
QA/QC Surrogates: Surrogates are compounds (preceeded with a %) added by the lab to determine analysis efficiency. Surrogate results(%) listed in the report are not "detected" compounds.

Comments:

Per 1.4.6 of EPA method 8270D, 1,2-Diphenylhydrazine is unstable and readily converts to Azobenzene. Azobenzene is used for the calibration of 1,2-Diphenylhydrazine.

Please be advised that the NY 375 soil criteria for chromium are based on hexavalent chromium and trivalent chromium.

Volatile Comment:
Where the LOD justifies lowering the RL/PQL, the RL/PQL of some compounds are evaluated below the lowest calibration standard in order to meet criteria.

Semi-Volatile Comment:
Where the LOD justifies lowering the RL/PQL, the RL/PQL of some compounds are evaluated below the lowest calibration standard in order to meet criteria.

Pesticide Comment:
Due to a matrix interference and/or the presence of a large amount of non-target material in the sample, an elevated RL was reported for the affected compounds.

All soils, solids and sludges are reported on a dry weight basis unless otherwise noted in the sample comments.

S - Laboratory solvent, contamination is possible.

If there are any questions regarding this data, please call Phoenix Client Services.
This report must not be reproduced except in full as defined by the attached chain of custody.



Phyllis Shiller, Laboratory Director
July 11, 2017
Reviewed and Released by: Jon Carlson, Project Manager

Environmental Laboratories, Inc.
587 East Middle Turnpike, P.O.Box 370, Manchester, CT 06045
Tel. (860) 645-1102 Fax (860) 645-0823

NY # 11301

QA/QC Report

July 11, 2017

QA/QC Data

SDG I.D.: GBY06958

Parameter	Blank	Blk RL	Sample Result	Dup Result	Dup RPD	LCS %	LCSD %	LCS RPD	MS %	MSD %	MS RPD	% Rec Limits	% RPD Limits	
QA/QC Batch 383961 (mg/kg), QC Sample No: BY06962 (BY06958, BY06959, BY06961, BY06962, BY06966, BY06969, BY06970, BY06975, BY06980)														
ICP Metals - Soil														
Aluminum	BRL	5.0	11200	11200	0	102			NC			80 - 120	30	
Antimony	BRL	3.3	<2.0	<4.3	NC	75.8			75.8			70 - 130	30	
Arsenic	BRL	0.67	3.71	3.60	NC	95.6			85.6			80 - 120	30	
Barium	BRL	0.33	75.0	76.8	2.40	103			121			80 - 120	30	
Beryllium	BRL	0.27	0.63	0.64	NC	103			91.2			80 - 120	30	
Cadmium	BRL	0.33	<0.41	<0.43	NC	98.2			85.8			80 - 120	30	
Calcium	BRL	5.0	36900	37900	2.70	91.9			NC			80 - 120	30	
Chromium	BRL	0.33	15.5	16.0	3.20	107			95.6			80 - 120	30	
Cobalt	BRL	0.33	11.3	11.5	1.80	102			90.8			80 - 120	30	
Copper	BRL	0.33	21.2	21.2	0	103			107			80 - 120	30	
Iron	BRL	5.0	26200	26000	0.80	107			NC			80 - 120	30	
Lead	BRL	0.33	6.1	6.10	0	101			89.8			80 - 120	30	
Magnesium	BRL	5.0	9810	9640	1.70	107			NC			80 - 120	30	
Manganese	BRL	0.33	535 N	553	3.30	104			>130			80 - 120	30	m
Nickel	BRL	0.33	16.7	17.0	1.80	101			90.1			80 - 120	30	
Potassium	BRL	5.0	2680 N	2670	0.40	95.7			>130			80 - 120	30	m
Selenium	BRL	1.3	<1.6	<1.7	NC	80.3			96.8			80 - 120	30	
Silver	BRL	0.33	<0.41	<0.43	NC	101			95.0			70 - 130	30	
Sodium	BRL	5.0	1420	1440	1.40	100			NC			80 - 120	30	
Thallium	BRL	3.0	<1.6	<3.8	NC	102			90.2			80 - 120	30	
Vanadium	BRL	0.33	29.0	30.1	3.70	111			100			80 - 120	30	
Zinc	BRL	0.33	55.2	57.1	3.40	98.4			96.2			80 - 120	30	
QA/QC Batch 384016 (mg/kg), QC Sample No: BY06962 (BY06958, BY06959, BY06961, BY06962, BY06966, BY06969, BY06970, BY06975, BY06980)														
Mercury - Soil	BRL	0.03	0.21 *	0.33	44.4	102	105	2.9	114			75 - 125	30	r

m = This parameter is outside laboratory MS/MSD specified recovery limits.
r = This parameter is outside laboratory RPD specified recovery limits.

Environmental Laboratories, Inc.
587 East Middle Turnpike, P.O.Box 370, Manchester, CT 06045
Tel. (860) 645-1102 Fax (860) 645-0823

NY # 11301

QA/QC Report

July 11, 2017

QA/QC Data

SDG I.D.: GBY06958

Parameter	Blank	Blk RL	LCS %	LCSD %	LCS RPD	MS %	MSD %	MS RPD	% Rec Limits	% RPD Limits	
QA/QC Batch 383943 (ug/Kg), QC Sample No: BY06962 2X (BY06958, BY06959, BY06961, BY06962, BY06966, BY06969, BY06970, BY06975, BY06980)											
Pesticides - Soil											
4,4' -DDD	ND	1.7	73	65	11.6	73	69	5.6	40 - 140	30	
4,4' -DDE	ND	1.7	82	69	17.2	69	71	2.9	40 - 140	30	
4,4' -DDT	ND	1.7	84	62	30.1	72	75	4.1	40 - 140	30	
a-BHC	ND	1.0	70	59	17.1	78	62	22.9	40 - 140	30	
a-Chlordane	ND	3.3	72	68	5.7	63	71	11.9	40 - 140	30	
Aldrin	ND	1.0	74	63	16.1	66	70	5.9	40 - 140	30	
b-BHC	ND	1.0	74	63	16.1	68	69	1.5	40 - 140	30	
Chlordane	ND	33	78	70	10.8	61	77	23.2	40 - 140	30	
d-BHC	ND	3.3	67	52	25.2	60	59	1.7	40 - 140	30	
Dieldrin	ND	1.0	74	63	16.1	71	67	5.8	40 - 140	30	
Endosulfan I	ND	3.3	80	74	7.8	70	78	10.8	40 - 140	30	
Endosulfan II	ND	3.3	68	72	5.7	69	71	2.9	40 - 140	30	
Endosulfan sulfate	ND	3.3	73	62	16.3	60	71	16.8	40 - 140	30	
Endrin	ND	3.3	71	59	18.5	73	66	10.1	40 - 140	30	
Endrin aldehyde	ND	3.3	71	55	25.4	52	55	5.6	40 - 140	30	
Endrin ketone	ND	3.3	86	69	21.9	64	73	13.1	40 - 140	30	
g-BHC	ND	1.0	90	79	13.0	59	81	31.4	40 - 140	30	r
g-Chlordane	ND	3.3	78	70	10.8	61	77	23.2	40 - 140	30	
Heptachlor	ND	3.3	74	62	17.6	69	70	1.4	40 - 140	30	
Heptachlor epoxide	ND	3.3	76	67	12.6	68	69	1.5	40 - 140	30	
Methoxychlor	ND	3.3	95	60	45.2	70	68	2.9	40 - 140	30	r
Toxaphene	ND	130	NA	NA	NC	NA	NA	NC	40 - 140	30	
% DCBP	88	%	70	68	2.9	70	76	8.2	40 - 140	30	
% TCMX	77	%	72	62	14.9	63	68	7.6	40 - 140	30	

Comment:

Alpha and gamma chlordane were spiked and analyzed instead of technical chlordane. Gamma chlordane recovery is reported as chlordane in the LCS, LCSD, MS and MSD.

Parameter	Blank	Blk RL	LCS %	LCSD %	LCS RPD	MS %	MSD %	MS RPD	% Rec Limits	% RPD Limits	
QA/QC Batch 383941 (ug/Kg), QC Sample No: BY06962 2X (BY06958, BY06959, BY06961, BY06962, BY06966, BY06969, BY06970, BY06975, BY06980)											
Polychlorinated Biphenyls - Soil											
PCB-1016	ND	33	72	74	2.7	58	72	21.5	40 - 140	30	
PCB-1221	ND	33							40 - 140	30	
PCB-1232	ND	33							40 - 140	30	
PCB-1242	ND	33							40 - 140	30	
PCB-1248	ND	33							40 - 140	30	
PCB-1254	ND	33							40 - 140	30	
PCB-1260	ND	33	91	93	2.2	65	75	14.3	40 - 140	30	
PCB-1262	ND	33							40 - 140	30	
PCB-1268	ND	33							40 - 140	30	
% DCBP (Surrogate Rec)	98	%	95	93	2.1	81	89	9.4	40 - 140	30	

Parameter	Blank	Blk RL	LCS %	LCSD %	LCS RPD	MS %	MSD %	MS RPD	% Rec Limits	% RPD Limits	
% TCMX (Surrogate Rec)	88	%	84	87	3.5	74	87	16.1			
QA/QC Batch 384030 (ug/kg), QC Sample No: BY06962 (BY06958, BY06959, BY06961, BY06962 (1X, 50X) , BY06970, BY06975, BY06980)											
Volatiles - Soil											
1,1,1,2-Tetrachloroethane	ND	5.0	102	104	1.9	100	100	0.0	70 - 130	30	
1,1,1-Trichloroethane	ND	5.0	101	102	1.0	103	102	1.0	70 - 130	30	
1,1,2,2-Tetrachloroethane	ND	3.0	105	106	0.9	104	102	1.9	70 - 130	30	
1,1,2-Trichloroethane	ND	5.0	103	101	2.0	98	98	0.0	70 - 130	30	
1,1-Dichloroethane	ND	5.0	104	107	2.8	105	103	1.9	70 - 130	30	
1,1-Dichloroethene	ND	5.0	106	107	0.9	100	99	1.0	70 - 130	30	
1,1-Dichloropropene	ND	5.0	103	102	1.0	106	105	0.9	70 - 130	30	
1,2,3-Trichlorobenzene	ND	5.0	96	96	0.0	94	98	4.2	70 - 130	30	
1,2,3-Trichloropropane	ND	5.0	96	96	0.0	92	91	1.1	70 - 130	30	
1,2,4-Trichlorobenzene	ND	5.0	84	85	1.2	88	91	3.4	70 - 130	30	
1,2,4-Trimethylbenzene	ND	1.0	97	98	1.0	102	102	0.0	70 - 130	30	
1,2-Dibromo-3-chloropropane	ND	5.0	106	112	5.5	101	103	2.0	70 - 130	30	
1,2-Dibromoethane	ND	5.0	102	103	1.0	107	99	7.8	70 - 130	30	
1,2-Dichlorobenzene	ND	5.0	101	101	0.0	101	103	2.0	70 - 130	30	
1,2-Dichloroethane	ND	5.0	103	103	0.0	103	102	1.0	70 - 130	30	
1,2-Dichloropropane	ND	5.0	107	103	3.8	108	105	2.8	70 - 130	30	
1,3,5-Trimethylbenzene	ND	1.0	98	100	2.0	103	102	1.0	70 - 130	30	
1,3-Dichlorobenzene	ND	5.0	96	96	0.0	99	100	1.0	70 - 130	30	
1,3-Dichloropropane	ND	5.0	97	97	0.0	98	96	2.1	70 - 130	30	
1,4-Dichlorobenzene	ND	5.0	96	96	0.0	100	100	0.0	70 - 130	30	
2,2-Dichloropropane	ND	5.0	102	103	1.0	103	103	0.0	70 - 130	30	
2-Chlorotoluene	ND	5.0	98	97	1.0	101	103	2.0	70 - 130	30	
2-Hexanone	ND	25	83	83	0.0	81	80	1.2	70 - 130	30	
2-Isopropyltoluene	ND	5.0	98	98	0.0	102	102	0.0	70 - 130	30	
4-Chlorotoluene	ND	5.0	94	96	2.1	98	98	0.0	70 - 130	30	
4-Methyl-2-pentanone	ND	25	96	93	3.2	93	88	5.5	70 - 130	30	
Acetone	ND	10	80	82	2.5	72	64	11.8	70 - 130	30	m
Acrylonitrile	ND	5.0	84	87	3.5	84	85	1.2	70 - 130	30	
Benzene	ND	1.0	103	101	2.0	105	103	1.9	70 - 130	30	
Bromobenzene	ND	5.0	105	104	1.0	103	106	2.9	70 - 130	30	
Bromochloromethane	ND	5.0	97	99	2.0	94	98	4.2	70 - 130	30	
Bromodichloromethane	ND	5.0	107	106	0.9	105	103	1.9	70 - 130	30	
Bromoform	ND	5.0	105	105	0.0	91	92	1.1	70 - 130	30	
Bromomethane	ND	5.0	115	118	2.6	105	113	7.3	70 - 130	30	
Carbon Disulfide	ND	5.0	108	107	0.9	101	101	0.0	70 - 130	30	
Carbon tetrachloride	ND	5.0	106	110	3.7	97	104	7.0	70 - 130	30	
Chlorobenzene	ND	5.0	99	98	1.0	102	100	2.0	70 - 130	30	
Chloroethane	ND	5.0	115	116	0.9	76	73	4.0	70 - 130	30	
Chloroform	ND	5.0	97	100	3.0	98	97	1.0	70 - 130	30	
Chloromethane	ND	5.0	116	115	0.9	116	113	2.6	70 - 130	30	
cis-1,2-Dichloroethene	ND	5.0	101	106	4.8	103	102	1.0	70 - 130	30	
cis-1,3-Dichloropropene	ND	5.0	108	105	2.8	105	101	3.9	70 - 130	30	
Dibromochloromethane	ND	3.0	113	114	0.9	102	101	1.0	70 - 130	30	
Dibromomethane	ND	5.0	106	103	2.9	105	99	5.9	70 - 130	30	
Dichlorodifluoromethane	ND	5.0	128	127	0.8	123	124	0.8	70 - 130	30	
Ethylbenzene	ND	1.0	100	97	3.0	105	103	1.9	70 - 130	30	
Hexachlorobutadiene	ND	5.0	99	102	3.0	104	108	3.8	70 - 130	30	
Isopropylbenzene	ND	1.0	102	102	0.0	103	105	1.9	70 - 130	30	

Parameter	Blank	Blk RL	LCS %	LCSD %	LCS RPD	MS %	MSD %	MS RPD	% Rec Limits	% RPD Limits	
m&p-Xylene	ND	2.0	96	95	1.0	100	98	2.0	70 - 130	30	
Methyl ethyl ketone	ND	5.0	80	82	2.5	80	75	6.5	70 - 130	30	
Methyl t-butyl ether (MTBE)	ND	1.0	100	100	0.0	99	98	1.0	70 - 130	30	
Methylene chloride	ND	5.0	85	88	3.5	86	88	2.3	70 - 130	30	
Naphthalene	ND	5.0	99	101	2.0	96	100	4.1	70 - 130	30	
n-Butylbenzene	ND	1.0	99	100	1.0	107	107	0.0	70 - 130	30	
n-Propylbenzene	ND	1.0	100	99	1.0	104	103	1.0	70 - 130	30	
o-Xylene	ND	2.0	102	100	2.0	103	104	1.0	70 - 130	30	
p-Isopropyltoluene	ND	1.0	100	100	0.0	105	105	0.0	70 - 130	30	
sec-Butylbenzene	ND	1.0	102	103	1.0	108	107	0.9	70 - 130	30	
Styrene	ND	5.0	94	94	0.0	96	96	0.0	70 - 130	30	
tert-Butylbenzene	ND	1.0	104	103	1.0	107	107	0.0	70 - 130	30	
Tetrachloroethene	ND	5.0	104	102	1.9	112	107	4.6	70 - 130	30	
Tetrahydrofuran (THF)	ND	5.0	92	91	1.1	92	87	5.6	70 - 130	30	
Toluene	ND	1.0	106	105	0.9	110	108	1.8	70 - 130	30	
trans-1,2-Dichloroethene	ND	5.0	100	101	1.0	101	101	0.0	70 - 130	30	
trans-1,3-Dichloropropene	ND	5.0	104	101	2.9	101	98	3.0	70 - 130	30	
trans-1,4-dichloro-2-butene	ND	5.0	98	97	1.0	87	87	0.0	70 - 130	30	
Trichloroethene	ND	5.0	104	102	1.9	106	103	2.9	70 - 130	30	
Trichlorofluoromethane	ND	5.0	112	113	0.9	68	69	1.5	70 - 130	30	m
Trichlorotrifluoroethane	ND	5.0	98	98	0.0	96	96	0.0	70 - 130	30	
Vinyl chloride	ND	5.0	118	118	0.0	117	116	0.9	70 - 130	30	
% 1,2-dichlorobenzene-d4	93	%	101	102	1.0	100	103	3.0	70 - 130	30	
% Bromofluorobenzene	102	%	99	99	0.0	100	96	4.1	70 - 130	30	
% Dibromofluoromethane	105	%	95	102	7.1	95	99	4.1	70 - 130	30	
% Toluene-d8	88	%	103	102	1.0	106	104	1.9	70 - 130	30	

QA/QC Batch 383938 (ug/kg), QC Sample No: BY06962 (BY06958, BY06959, BY06961, BY06962, BY06966, BY06969, BY06970, BY06975, BY06980)

Semivolatiles - Soil

1,2,4,5-Tetrachlorobenzene	ND	230	52	52	0.0	51	53	3.8	30 - 130	30	
1,2,4-Trichlorobenzene	ND	230	50	49	2.0	48	52	8.0	30 - 130	30	
1,2-Dichlorobenzene	ND	180	46	43	6.7	42	47	11.2	30 - 130	30	
1,2-Diphenylhydrazine	ND	230	59	56	5.2	61	61	0.0	30 - 130	30	
1,3-Dichlorobenzene	ND	230	45	42	6.9	40	45	11.8	30 - 130	30	
1,4-Dichlorobenzene	ND	230	46	43	6.7	41	46	11.5	30 - 130	30	
2,4,5-Trichlorophenol	ND	230	60	57	5.1	64	61	4.8	30 - 130	30	
2,4,6-Trichlorophenol	ND	130	58	56	3.5	60	59	1.7	30 - 130	30	
2,4-Dichlorophenol	ND	130	56	56	0.0	57	58	1.7	30 - 130	30	
2,4-Dimethylphenol	ND	230	53	54	1.9	58	58	0.0	30 - 130	30	
2,4-Dinitrophenol	ND	230	<10	<10	NC	38	41	7.6	30 - 130	30	l
2,4-Dinitrotoluene	ND	130	62	61	1.6	61	63	3.2	30 - 130	30	
2,6-Dinitrotoluene	ND	130	62	57	8.4	55	60	8.7	30 - 130	30	
2-Chloronaphthalene	ND	230	56	54	3.6	55	57	3.6	30 - 130	30	
2-Chlorophenol	ND	230	53	51	3.8	53	54	1.9	30 - 130	30	
2-Methylnaphthalene	ND	230	52	51	1.9	51	53	3.8	30 - 130	30	
2-Methylphenol (o-cresol)	ND	230	56	55	1.8	59	60	1.7	30 - 130	30	
2-Nitroaniline	ND	330	53	51	3.8	64	61	4.8	30 - 130	30	
2-Nitrophenol	ND	230	54	52	3.8	46	53	14.1	30 - 130	30	
3&4-Methylphenol (m&p-cresol)	ND	230	57	55	3.6	65	63	3.1	30 - 130	30	
3,3'-Dichlorobenzidine	ND	130	51	47	8.2	58	52	10.9	30 - 130	30	
3-Nitroaniline	ND	330	54	51	5.7	54	58	7.1	30 - 130	30	
4,6-Dinitro-2-methylphenol	ND	230	20	27	29.8	54	54	0.0	30 - 130	30	l

Parameter	Blank	Blk RL	LCS %	LCSD %	LCS RPD	MS %	MSD %	MS RPD	% Rec Limits	% RPD Limits	
4-Bromophenyl phenyl ether	ND	230	60	58	3.4	62	62	0.0	30 - 130	30	
4-Chloro-3-methylphenol	ND	230	61	60	1.7	62	63	1.6	30 - 130	30	
4-Chloroaniline	ND	230	57	57	0.0	54	57	5.4	30 - 130	30	
4-Chlorophenyl phenyl ether	ND	230	59	57	3.4	62	61	1.6	30 - 130	30	
4-Nitroaniline	ND	230	62	61	1.6	62	64	3.2	30 - 130	30	
4-Nitrophenol	ND	230	63	58	8.3	63	63	0.0	30 - 130	30	
Acenaphthene	ND	230	60	57	5.1	59	60	1.7	30 - 130	30	
Acenaphthylene	ND	130	56	55	1.8	54	56	3.6	30 - 130	30	
Acetophenone	ND	230	52	49	5.9	52	53	1.9	30 - 130	30	
Aniline	ND	330	48	44	8.7	50	49	2.0	30 - 130	30	
Anthracene	ND	230	63	60	4.9	63	64	1.6	30 - 130	30	
Benz(a)anthracene	ND	230	62	58	6.7	62	63	1.6	30 - 130	30	
Benzidine	ND	330	11	<10	NC	14	11	24.0	30 - 130	30	l,m
Benzo(a)pyrene	ND	130	59	56	5.2	57	57	0.0	30 - 130	30	
Benzo(b)fluoranthene	ND	160	60	58	3.4	59	61	3.3	30 - 130	30	
Benzo(ghi)perylene	ND	230	63	60	4.9	57	60	5.1	30 - 130	30	
Benzo(k)fluoranthene	ND	230	65	60	8.0	64	62	3.2	30 - 130	30	
Benzoic Acid	ND	330	<10	<10	NC	<10	<10	NC	30 - 130	30	l,m
Benzyl butyl phthalate	ND	230	64	60	6.5	66	64	3.1	30 - 130	30	
Bis(2-chloroethoxy)methane	ND	230	57	58	1.7	56	59	5.2	30 - 130	30	
Bis(2-chloroethyl)ether	ND	130	45	40	11.8	40	41	2.5	30 - 130	30	
Bis(2-chloroisopropyl)ether	ND	230	46	44	4.4	44	48	8.7	30 - 130	30	
Bis(2-ethylhexyl)phthalate	ND	230	62	59	5.0	65	63	3.1	30 - 130	30	
Carbazole	ND	230	61	59	3.3	62	62	0.0	30 - 130	30	
Chrysene	ND	230	66	61	7.9	66	66	0.0	30 - 130	30	
Dibenz(a,h)anthracene	ND	130	63	59	6.6	59	60	1.7	30 - 130	30	
Dibenzofuran	ND	230	58	56	3.5	57	58	1.7	30 - 130	30	
Diethyl phthalate	ND	230	62	58	6.7	63	61	3.2	30 - 130	30	
Dimethylphthalate	ND	230	61	59	3.3	62	61	1.6	30 - 130	30	
Di-n-butylphthalate	ND	230	64	60	6.5	65	64	1.6	30 - 130	30	
Di-n-octylphthalate	ND	230	64	59	8.1	67	64	4.6	30 - 130	30	
Fluoranthene	ND	230	63	59	6.6	64	63	1.6	30 - 130	30	
Fluorene	ND	230	60	58	3.4	60	62	3.3	30 - 130	30	
Hexachlorobenzene	ND	130	61	58	5.0	63	60	4.9	30 - 130	30	
Hexachlorobutadiene	ND	230	49	48	2.1	46	50	8.3	30 - 130	30	
Hexachlorocyclopentadiene	ND	230	47	47	0.0	<10	<10	NC	30 - 130	30	m
Hexachloroethane	ND	130	44	42	4.7	37	44	17.3	30 - 130	30	
Indeno(1,2,3-cd)pyrene	ND	230	62	59	5.0	56	59	5.2	30 - 130	30	
Isophorone	ND	130	53	52	1.9	51	53	3.8	30 - 130	30	
Naphthalene	ND	230	52	52	0.0	50	54	7.7	30 - 130	30	
Nitrobenzene	ND	130	54	51	5.7	47	53	12.0	30 - 130	30	
N-Nitrosodimethylamine	ND	230	44	40	9.5	39	42	7.4	30 - 130	30	
N-Nitrosodi-n-propylamine	ND	130	56	53	5.5	55	57	3.6	30 - 130	30	
N-Nitrosodiphenylamine	ND	130	66	64	3.1	69	68	1.5	30 - 130	30	
Pentachloronitrobenzene	ND	230	60	58	3.4	60	62	3.3	30 - 130	30	
Pentachlorophenol	ND	230	45	43	4.5	62	62	0.0	30 - 130	30	
Phenanthrene	ND	130	62	57	8.4	63	62	1.6	30 - 130	30	
Phenol	ND	230	55	53	3.7	61	62	1.6	30 - 130	30	
Pyrene	ND	230	64	60	6.5	63	63	0.0	30 - 130	30	
Pyridine	ND	230	29	28	3.5	28	34	19.4	30 - 130	30	l,m
% 2,4,6-Tribromophenol	55	%	60	59	1.7	63	61	3.2	30 - 130	30	
% 2-Fluorobiphenyl	55	%	56	54	3.6	55	57	3.6	30 - 130	30	
% 2-Fluorophenol	50	%	52	49	5.9	51	53	3.8	30 - 130	30	

Parameter	Blank	Blk RL	LCS %	LCSD %	LCS RPD	MS %	MSD %	MS RPD	% Rec Limits	% RPD Limits
% Nitrobenzene-d5	53	%	55	51	7.5	49	55	11.5	30 - 130	30
% Phenol-d5	53	%	56	53	5.5	57	57	0.0	30 - 130	30
% Terphenyl-d14	61	%	62	59	5.0	63	62	1.6	30 - 130	30

Comment:

Additional 8270 criteria: Four of the compounds can be outside of acceptance criteria as long as recovery is at least 10%. (Acid surrogates acceptance range for aqueous samples: 10-110%, for soils 30-130%)

QA/QC Batch 384212 (ug/kg), QC Sample No: BY08831 (BY06958 (50X) , BY06961 (50X) , BY06966, BY06969 (50X) , BY06975 (50X) , BY06980 (50X))

Volatiles - Soil

1,1,1,2-Tetrachloroethane	ND	5.0	96	103	7.0	97	100	3.0	70 - 130	30
1,1,1-Trichloroethane	ND	5.0	98	101	3.0	101	99	2.0	70 - 130	30
1,1,2,2-Tetrachloroethane	ND	3.0	100	107	6.8	106	105	0.9	70 - 130	30
1,1,2-Trichloroethane	ND	5.0	93	97	4.2	101	98	3.0	70 - 130	30
1,1-Dichloroethane	ND	5.0	101	106	4.8	106	106	0.0	70 - 130	30
1,1-Dichloroethene	ND	5.0	101	108	6.7	106	109	2.8	70 - 130	30
1,1-Dichloropropene	ND	5.0	96	105	9.0	98	103	5.0	70 - 130	30
1,2,3-Trichlorobenzene	ND	5.0	99	106	6.8	95	99	4.1	70 - 130	30
1,2,3-Trichloropropane	ND	5.0	89	97	8.6	96	94	2.1	70 - 130	30
1,2,4-Trichlorobenzene	ND	5.0	94	101	7.2	81	87	7.1	70 - 130	30
1,2,4-Trimethylbenzene	ND	1.0	99	106	6.8	99	99	0.0	70 - 130	30
1,2-Dibromo-3-chloropropane	ND	5.0	104	109	4.7	108	101	6.7	70 - 130	30
1,2-Dibromoethane	ND	5.0	96	102	6.1	102	99	3.0	70 - 130	30
1,2-Dichlorobenzene	ND	5.0	99	109	9.6	100	101	1.0	70 - 130	30
1,2-Dichloroethane	ND	5.0	96	101	5.1	103	102	1.0	70 - 130	30
1,2-Dichloropropane	ND	5.0	99	105	5.9	102	104	1.9	70 - 130	30
1,3,5-Trimethylbenzene	ND	1.0	99	108	8.7	99	101	2.0	70 - 130	30
1,3-Dichlorobenzene	ND	5.0	99	105	5.9	95	96	1.0	70 - 130	30
1,3-Dichloropropane	ND	5.0	91	96	5.3	96	95	1.0	70 - 130	30
1,4-Dichlorobenzene	ND	5.0	99	107	7.8	95	96	1.0	70 - 130	30
2,2-Dichloropropane	ND	5.0	101	105	3.9	100	103	3.0	70 - 130	30
2-Chlorotoluene	ND	5.0	99	106	6.8	100	101	1.0	70 - 130	30
2-Hexanone	ND	25	78	82	5.0	81	80	1.2	70 - 130	30
2-Isopropyltoluene	ND	5.0	96	105	9.0	98	100	2.0	70 - 130	30
4-Chlorotoluene	ND	5.0	95	105	10.0	96	97	1.0	70 - 130	30
4-Methyl-2-pentanone	ND	25	89	89	0.0	96	95	1.0	70 - 130	30
Acetone	ND	10	74	75	1.3	83	77	7.5	70 - 130	30
Acrylonitrile	ND	5.0	84	85	1.2	91	90	1.1	70 - 130	30
Benzene	ND	1.0	98	104	5.9	100	100	0.0	70 - 130	30
Bromobenzene	ND	5.0	101	110	8.5	105	106	0.9	70 - 130	30
Bromochloromethane	ND	5.0	92	99	7.3	99	98	1.0	70 - 130	30
Bromodichloromethane	ND	5.0	99	106	6.8	103	105	1.9	70 - 130	30
Bromoform	ND	5.0	97	102	5.0	95	98	3.1	70 - 130	30
Bromomethane	ND	5.0	102	108	5.7	113	114	0.9	70 - 130	30
Carbon Disulfide	ND	5.0	100	108	7.7	108	107	0.9	70 - 130	30
Carbon tetrachloride	ND	5.0	103	114	10.1	105	106	0.9	70 - 130	30
Chlorobenzene	ND	5.0	96	104	8.0	97	99	2.0	70 - 130	30
Chloroethane	ND	5.0	107	113	5.5	111	114	2.7	70 - 130	30
Chloroform	ND	5.0	93	97	4.2	98	100	2.0	70 - 130	30
Chloromethane	ND	5.0	103	112	8.4	113	110	2.7	70 - 130	30
cis-1,2-Dichloroethene	ND	5.0	97	102	5.0	103	101	2.0	70 - 130	30
cis-1,3-Dichloropropene	ND	5.0	102	108	5.7	105	104	1.0	70 - 130	30
Dibromochloromethane	ND	3.0	104	111	6.5	102	106	3.8	70 - 130	30

Parameter	Blank	Blk RL	LCS %	LCSD %	LCS RPD	MS %	MSD %	MS RPD	% Rec Limits	% RPD Limits
Dibromomethane	ND	5.0	98	103	5.0	101	103	2.0	70 - 130	30
Dichlorodifluoromethane	ND	5.0	106	114	7.3	123	124	0.8	70 - 130	30
Ethylbenzene	ND	1.0	96	102	6.1	95	100	5.1	70 - 130	30
Hexachlorobutadiene	ND	5.0	105	111	5.6	101	102	1.0	70 - 130	30
Isopropylbenzene	ND	1.0	100	107	6.8	102	102	0.0	70 - 130	30
m&p-Xylene	ND	2.0	93	99	6.3	93	95	2.1	70 - 130	30
Methyl ethyl ketone	ND	5.0	77	80	3.8	84	81	3.6	70 - 130	30
Methyl t-butyl ether (MTBE)	ND	1.0	94	100	6.2	102	100	2.0	70 - 130	30
Methylene chloride	ND	5.0	86	88	2.3	89	89	0.0	70 - 130	30
Naphthalene	ND	5.0	96	104	8.0	100	100	0.0	70 - 130	30
n-Butylbenzene	ND	1.0	103	113	9.3	98	100	2.0	70 - 130	30
n-Propylbenzene	ND	1.0	100	109	8.6	100	102	2.0	70 - 130	30
o-Xylene	ND	2.0	97	103	6.0	99	100	1.0	70 - 130	30
p-Isopropyltoluene	ND	1.0	100	109	8.6	99	100	1.0	70 - 130	30
sec-Butylbenzene	ND	1.0	102	112	9.3	102	104	1.9	70 - 130	30
Styrene	ND	5.0	90	96	6.5	92	92	0.0	70 - 130	30
tert-Butylbenzene	ND	1.0	101	109	7.6	103	104	1.0	70 - 130	30
Tetrachloroethene	ND	5.0	99	109	9.6	98	104	5.9	70 - 130	30
Tetrahydrofuran (THF)	ND	5.0	82	86	4.8	93	89	4.4	70 - 130	30
Toluene	ND	1.0	101	108	6.7	100	104	3.9	70 - 130	30
trans-1,2-Dichloroethene	ND	5.0	96	102	6.1	102	104	1.9	70 - 130	30
trans-1,3-Dichloropropene	ND	5.0	98	101	3.0	98	99	1.0	70 - 130	30
trans-1,4-dichloro-2-butene	ND	5.0	95	102	7.1	92	93	1.1	70 - 130	30
Trichloroethene	ND	5.0	98	105	6.9	100	103	3.0	70 - 130	30
Trichlorofluoromethane	ND	5.0	109	116	6.2	112	112	0.0	70 - 130	30
Trichlorotrifluoroethane	ND	5.0	93	98	5.2	95	96	1.0	70 - 130	30
Vinyl chloride	ND	5.0	107	114	6.3	114	115	0.9	70 - 130	30
% 1,2-dichlorobenzene-d4	92	%	103	101	2.0	102	103	1.0	70 - 130	30
% Bromofluorobenzene	101	%	98	95	3.1	99	99	0.0	70 - 130	30
% Dibromofluoromethane	102	%	97	101	4.0	98	94	4.2	70 - 130	30
% Toluene-d8	86	%	103	103	0.0	100	104	3.9	70 - 130	30

Comment:

A blank MS/MSD was analyzed with this batch.

QA/QC Batch 384401 (ug/kg), QC Sample No: BY09784 (BY06966 (50X))

Volatiles - Soil

Naphthalene	ND	5.0	105	103	1.9	88	106	18.6	70 - 130	30

l = This parameter is outside laboratory LCS/LCSD specified recovery limits.
m = This parameter is outside laboratory MS/MSD specified recovery limits.
r = This parameter is outside laboratory RPD specified recovery limits.

If there are any questions regarding this data, please call Phoenix Client Services at extension 200.

RPD - Relative Percent Difference
LCS - Laboratory Control Sample
LCSD - Laboratory Control Sample Duplicate
MS - Matrix Spike
MS Dup - Matrix Spike Duplicate
NC - No Criteria
Intf - Interference

Phyllis Shiller, Laboratory Director
July 11, 2017

Sample Criteria Exceedances Report

GBY06958 - NETC

Criteria: NY: 375, 375NR
State: NY

SampNo	Acode	Phoenix Analyte	Criteria	Result	RL	Criteria	RL Criteria	Analysis Units
BY06958	$8260MADPR	Acetone	NY / 375-6.8 Volatiles / Unrestricted Use Soil	68	41	50	50	ug/Kg
BY06958	$8270SMRDP	Indeno(1,2,3-cd)pyrene	NY / 375-6.8 Semivolatiles / Unrestricted Use Soil	740	290	500	500	ug/Kg
BY06958	$PCB_SMRDP	PCB-1254	NY / 375-6.8 PCBs/Pesticides / Unrestricted Use Soil	260	83	100	100	ug/Kg
BY06958	$PESTSM_NY	Dieldrin	NY / 375-6.8 PCBs/Pesticides / Unrestricted Use Soil	ND	10	5	5	ug/Kg
BY06958	$PESTSM_NY	Endrin	NY / 375-6.8 PCBs/Pesticides / Unrestricted Use Soil	ND	21	14	14	ug/Kg
BY06958	$PESTSM_NY	Aldrin	NY / 375-6.8 PCBs/Pesticides / Unrestricted Use Soil	ND	10	5	5	ug/Kg
BY06958	$PESTSM_NY	a-BHC	NY / 375-6.8 PCBs/Pesticides / Unrestricted Use Soil	ND	21	20	20	ug/Kg
BY06958	$PESTSM_NY	4,4' -DDT	NY / 375-6.8 PCBs/Pesticides / Unrestricted Use Soil	140	12	3.3	3.3	ug/Kg
BY06958	$PESTSM_NY	4,4' -DDE	NY / 375-6.8 PCBs/Pesticides / Unrestricted Use Soil	ND	210	3.3	3.3	ug/Kg
BY06958	$PESTSM_NY	4,4' -DDD	NY / 375-6.8 PCBs/Pesticides / Unrestricted Use Soil	ND	10	3.3	3.3	ug/Kg
BY06958	BA-SMDP	Barium	NY / 375-6.8 Metals / Commercial	1240	0.8	400	400	mg/Kg
BY06958	BA-SMDP	Barium	NY / 375-6.8 Metals / Unrestricted Use Soil	1240	0.8	350	350	mg/Kg
BY06958	CR-SM	Chromium	NY / 375-6.8 Metals / Unrestricted Use Soil	2410	38	30		mg/Kg
BY06958	CU-SM	Copper	NY / 375-6.8 Metals / Unrestricted Use Soil	121	0.38	50	50	mg/kg
BY06958	HG-SM	Mercury	NY / 375-6.8 Metals / Unrestricted Use Soil	0.57	0.03	0.18	0.18	mg/Kg
BY06958	PB-SMDP	Lead	NY / 375-6.8 Metals / Unrestricted Use Soil	318	7.6	63	63	mg/Kg
BY06958	ZN-SMDP	Zinc	NY / 375-6.8 Metals / Unrestricted Use Soil	367	7.6	109	109	mg/Kg
BY06961	$8260MADPR	Acetone	NY / 375-6.8 Volatiles / Unrestricted Use Soil	75	44	50	50	ug/Kg
BY06961	$8270SMRDP	Benzo(a)pyrene	NY / 375-6.8 Semivolatiles / Commercial	1300	210	1000	1000	ug/Kg
BY06961	$8270SMRDP	Benzo(a)pyrene	NY / 375-6.8 Semivolatiles / Unrestricted Use Soil	1300	210	1000	1000	ug/Kg
BY06961	$8270SMRDP	Benzo(b)fluoranthene	NY / 375-6.8 Semivolatiles / Unrestricted Use Soil	1200	300	1000	1000	ug/Kg
BY06961	$8270SMRDP	Benzo(k)fluoranthene	NY / 375-6.8 Semivolatiles / Unrestricted Use Soil	1200	300	800	800	ug/Kg
BY06961	$8270SMRDP	Chrysene	NY / 375-6.8 Semivolatiles / Unrestricted Use Soil	1400	300	1000	1000	ug/Kg
BY06961	$8270SMRDP	Indeno(1,2,3-cd)pyrene	NY / 375-6.8 Semivolatiles / Unrestricted Use Soil	690	300	500	500	ug/Kg
BY06961	$8270SMRDP	Benz(a)anthracene	NY / 375-6.8 Semivolatiles / Unrestricted Use Soil	1300	300	1000	1000	ug/Kg
BY06961	$PCB_SMRDP	PCB-1221	NY / 375-6.8 PCBs/Pesticides / Unrestricted Use Soil	ND	420	100	100	ug/Kg
BY06961	$PCB_SMRDP	PCB-1260	NY / 375-6.8 PCBs/Pesticides / Unrestricted Use Soil	ND	420	100	100	ug/Kg
BY06961	$PCB_SMRDP	PCB-1254	NY / 375-6.8 PCBs/Pesticides / Unrestricted Use Soil	840	420	100	100	ug/Kg
BY06961	$PCB_SMRDP	PCB-1248	NY / 375-6.8 PCBs/Pesticides / Unrestricted Use Soil	ND	420	100	100	ug/Kg
BY06961	$PCB_SMRDP	PCB-1232	NY / 375-6.8 PCBs/Pesticides / Unrestricted Use Soil	ND	420	100	100	ug/Kg
BY06961	$PCB_SMRDP	PCB-1016	NY / 375-6.8 PCBs/Pesticides / Unrestricted Use Soil	ND	420	100	100	ug/Kg
BY06961	$PCB_SMRDP	PCB-1242	NY / 375-6.8 PCBs/Pesticides / Unrestricted Use Soil	ND	420	100	100	ug/Kg
BY06961	$PESTSM_NY	b-BHC	NY / 375-6.8 PCBs/Pesticides / Unrestricted Use Soil	ND	85	36	36	ug/Kg
BY06961	$PESTSM_NY	Dieldrin	NY / 375-6.8 PCBs/Pesticides / Unrestricted Use Soil	ND	85	5	5	ug/Kg
BY06961	$PESTSM_NY	Endrin	NY / 375-6.8 PCBs/Pesticides / Unrestricted Use Soil	ND	85	14	14	ug/Kg
BY06961	$PESTSM_NY	d-BHC	NY / 375-6.8 PCBs/Pesticides / Unrestricted Use Soil	ND	85	40	40	ug/Kg
BY06961	$PESTSM_NY	a-BHC	NY / 375-6.8 PCBs/Pesticides / Unrestricted Use Soil	ND	85	20	20	ug/Kg
BY06961	$PESTSM_NY	4,4' -DDT	NY / 375-6.8 PCBs/Pesticides / Unrestricted Use Soil	ND	130	3.3	3.3	ug/Kg
BY06961	$PESTSM_NY	Heptachlor	NY / 375-6.8 PCBs/Pesticides / Unrestricted Use Soil	110	42	42	42	ug/Kg
BY06961	$PESTSM_NY	4,4' -DDE	NY / 375-6.8 PCBs/Pesticides / Unrestricted Use Soil	ND	42	3.3	3.3	ug/Kg
BY06961	$PESTSM_NY	4,4' -DDD	NY / 375-6.8 PCBs/Pesticides / Unrestricted Use Soil	ND	25	3.3	3.3	ug/Kg

Sample Criteria Exceedances Report

GBY06958 - NETC

Criteria: NY: 375, 375NR
State: NY

SampNo	Acode	Phoenix Analyte	Criteria	Result	RL	Criteria	RL Criteria	Analysis Units
BY06961	$PESTSM_NY	Aldrin	NY / 375-6.8 PCBs/Pesticides / Unrestricted Use Soil	ND	42	5	5	ug/Kg
BY06961	BA-SMDP	Barium	NY / 375-6.8 Metals / Commercial	1110	0.8	400	400	mg/Kg
BY06961	BA-SMDP	Barium	NY / 375-6.8 Metals / Unrestricted Use Soil	1110	0.8	350	350	mg/Kg
BY06961	CR-SM	Chromium	NY / 375-6.8 Metals / Unrestricted Use Soil	1090	4.1	30		mg/Kg
BY06961	CU-SM	Copper	NY / 375-6.8 Metals / Unrestricted Use Soil	102	0.41	50	50	mg/kg
BY06961	HG-SM	Mercury	NY / 375-6.8 Metals / Unrestricted Use Soil	0.53	0.03	0.18	0.18	mg/Kg
BY06961	NI-SM	Nickel	NY / 375-6.8 Metals / Unrestricted Use Soil	36.6	0.41	30	30	mg/Kg
BY06961	PB-SMDP	Lead	NY / 375-6.8 Metals / Unrestricted Use Soil	318	8.2	63	63	mg/Kg
BY06961	ZN-SMDP	Zinc	NY / 375-6.8 Metals / Unrestricted Use Soil	381	8.2	109	109	mg/Kg
BY06962	HG-SM	Mercury	NY / 375-6.8 Metals / Unrestricted Use Soil	0.21	0.03	0.18	0.18	mg/Kg
BY06966	$8270SMRDP	Dibenz(a,h)anthracene	NY / 375-6.8 Semivolatiles / Commercial	1600	1300	560	560	ug/Kg
BY06966	$8270SMRDP	Benz(a)anthracene	NY / 375-6.8 Semivolatiles / Commercial	15000	1300	5600	5600	ug/Kg
BY06966	$8270SMRDP	Benzo(a)pyrene	NY / 375-6.8 Semivolatiles / Commercial	14000	1300	1000	1000	ug/Kg
BY06966	$8270SMRDP	Indeno(1,2,3-cd)pyrene	NY / 375-6.8 Semivolatiles / Commercial	9600	1300	5600	5600	ug/Kg
BY06966	$8270SMRDP	Benzo(b)fluoranthene	NY / 375-6.8 Semivolatiles / Commercial	12000	1400	5600	5600	ug/Kg
BY06966	$8270SMRDP	Pentachlorophenol	NY / 375-6.8 Semivolatiles / Unrestricted Use Soil	ND	1500	800	800	ug/Kg
BY06966	$8270SMRDP	Indeno(1,2,3-cd)pyrene	NY / 375-6.8 Semivolatiles / Unrestricted Use Soil	9600	1300	500	500	ug/Kg
BY06966	$8270SMRDP	Benzo(b)fluoranthene	NY / 375-6.8 Semivolatiles / Unrestricted Use Soil	12000	1400	1000	1000	ug/Kg
BY06966	$8270SMRDP	Dibenz(a,h)anthracene	NY / 375-6.8 Semivolatiles / Unrestricted Use Soil	1600	1300	330	330	ug/Kg
BY06966	$8270SMRDP	Phenol	NY / 375-6.8 Semivolatiles / Unrestricted Use Soil	ND	1300	330	330	ug/Kg
BY06966	$8270SMRDP	Benzo(a)pyrene	NY / 375-6.8 Semivolatiles / Unrestricted Use Soil	14000	1300	1000	1000	ug/Kg
BY06966	$8270SMRDP	Benz(a)anthracene	NY / 375-6.8 Semivolatiles / Unrestricted Use Soil	15000	1300	1000	1000	ug/Kg
BY06966	$8270SMRDP	2-Methylphenol (o-cresol)	NY / 375-6.8 Semivolatiles / Unrestricted Use Soil	ND	1900	330	330	ug/Kg
BY06966	$8270SMRDP	Benzo(k)fluoranthene	NY / 375-6.8 Semivolatiles / Unrestricted Use Soil	12000	1300	800	800	ug/Kg
BY06966	$8270SMRDP	Chrysene	NY / 375-6.8 Semivolatiles / Unrestricted Use Soil	15000	1300	1000	1000	ug/Kg
BY06966	$8270SMRDP	Dibenzofuran	NY / 375-6.8 Volatiles / Unrestricted Use Soil	2000	2800	330	330	ug/Kg
BY06966	$PCB_SMRDP	PCB-1254	NY / 375-6.8 PCBs/Pesticides / Commercial	1200	790	1000	1000	ug/Kg
BY06966	$PCB_SMRDP	PCB-1232	NY / 375-6.8 PCBs/Pesticides / Unrestricted Use Soil	ND	790	100	100	ug/Kg
BY06966	$PCB_SMRDP	PCB-1260	NY / 375-6.8 PCBs/Pesticides / Unrestricted Use Soil	ND	790	100	100	ug/Kg
BY06966	$PCB_SMRDP	PCB-1254	NY / 375-6.8 PCBs/Pesticides / Unrestricted Use Soil	1200	790	100	100	ug/Kg
BY06966	$PCB_SMRDP	PCB-1242	NY / 375-6.8 PCBs/Pesticides / Unrestricted Use Soil	ND	790	100	100	ug/Kg
BY06966	$PCB_SMRDP	PCB-1221	NY / 375-6.8 PCBs/Pesticides / Unrestricted Use Soil	ND	790	100	100	ug/Kg
BY06966	$PCB_SMRDP	PCB-1016	NY / 375-6.8 PCBs/Pesticides / Unrestricted Use Soil	ND	790	100	100	ug/Kg
BY06966	$PCB_SMRDP	PCB-1248	NY / 375-6.8 PCBs/Pesticides / Unrestricted Use Soil	ND	790	100	100	ug/Kg
BY06966	$PESTSM_NY	Dieldrin	NY / 375-6.8 PCBs/Pesticides / Unrestricted Use Soil	ND	20	5	5	ug/Kg
BY06966	$PESTSM_NY	4,4' -DDD	NY / 375-6.8 PCBs/Pesticides / Unrestricted Use Soil	ND	20	3.3	3.3	ug/Kg
BY06966	$PESTSM_NY	4,4' -DDE	NY / 375-6.8 PCBs/Pesticides / Unrestricted Use Soil	47	24	3.3	3.3	ug/Kg
BY06966	$PESTSM_NY	4,4' -DDT	NY / 375-6.8 PCBs/Pesticides / Unrestricted Use Soil	69	24	3.3	3.3	ug/Kg
BY06966	$PESTSM_NY	a-BHC	NY / 375-6.8 PCBs/Pesticides / Unrestricted Use Soil	ND	40	20	20	ug/Kg
BY06966	$PESTSM_NY	b-BHC	NY / 375-6.8 PCBs/Pesticides / Unrestricted Use Soil	ND	40	36	36	ug/Kg

Sample Criteria Exceedances Report

GBY06958 - NETC

Criteria: NY: 375, 375NR
State: NY

SampNo	Acode	Phoenix Analyte	Criteria	Result	RL	Criteria	RL Criteria	Analysis Units
BY06966	$PESTSM_NY	Endrin	NY / 375-6.8 PCBs/Pesticides / Unrestricted Use Soil	ND	40	14	14	ug/Kg
BY06966	$PESTSM_NY	Aldrin	NY / 375-6.8 PCBs/Pesticides / Unrestricted Use Soil	ND	20	5	5	ug/Kg
BY06966	AS-SM	Arsenic	NY / 375-6.8 Metals / Commercial	24.3	0.79	16	16	mg/Kg
BY06966	AS-SM	Arsenic	NY / 375-6.8 Metals / Unrestricted Use Soil	24.3	0.79	13	13	mg/Kg
BY06966	BA-SMDP	Barium	NY / 375-6.8 Metals / Commercial	2770	7.9	400	400	mg/Kg
BY06966	BA-SMDP	Barium	NY / 375-6.8 Metals / Unrestricted Use Soil	2770	7.9	350	350	mg/Kg
BY06966	CR-SM	Chromium	NY / 375-6.8 Metals / Unrestricted Use Soil	1280	4.0	30		mg/Kg
BY06966	CU-SM	Copper	NY / 375-6.8 Metals / Unrestricted Use Soil	148	4.0	50	50	mg/kg
BY06966	HG-SM	Mercury	NY / 375-6.8 Metals / Unrestricted Use Soil	1.07	0.03	0.18	0.18	mg/Kg
BY06966	PB-SMDP	Lead	NY / 375-6.8 Metals / Unrestricted Use Soil	376	7.9	63	63	mg/Kg
BY06966	ZN-SMDP	Zinc	NY / 375-6.8 Metals / Unrestricted Use Soil	435	7.9	109	109	mg/Kg
BY06969	$8260MADPR	1,2-Dichloroethane	NY / 375-6.8 Volatiles / Unrestricted Use Soil	ND	37	20	20	ug/Kg
BY06969	$8260MADPR	Acetone	NY / 375-6.8 Volatiles / Unrestricted Use Soil	ND	370	50	50	ug/Kg
BY06969	$8260MADPR	Methyl Ethyl Ketone	NY / 375-6.8 Volatiles / Unrestricted Use Soil	ND	370	120	120	ug/Kg
BY06969	$8260MADPR	Methylene chloride	NY / 375-6.8 Volatiles / Unrestricted Use Soil	ND	370	50	50	ug/Kg
BY06969	$8260MADPR	Vinyl chloride	NY / 375-6.8 Volatiles / Unrestricted Use Soil	ND	37	20	20	ug/Kg
BY06970	$8270SMRDP	Indeno(1,2,3-cd)pyrene	NY / 375-6.8 Semivolatiles / Unrestricted Use Soil	530	270	500	500	ug/Kg
BY06970	CR-SM	Chromium	NY / 375-6.8 Metals / Unrestricted Use Soil	99.5	0.39	30		mg/Kg
BY06970	HG-SM	Mercury	NY / 375-6.8 Metals / Commercial	13.1	0.30	2.8	2.8	mg/Kg
BY06970	HG-SM	Mercury	NY / 375-6.8 Metals / Unrestricted Use Soil	13.1	0.30	0.18	0.18	mg/Kg
BY06970	PB-SMDP	Lead	NY / 375-6.8 Metals / Unrestricted Use Soil	175	7.8	63	63	mg/Kg
BY06970	ZN-SMDP	Zinc	NY / 375-6.8 Metals / Unrestricted Use Soil	137	0.8	109	109	mg/Kg
BY06975	$8270SMRDP	Benzo(a)pyrene	NY / 375-6.8 Semivolatiles / Commercial	1300	240	1000	1000	ug/Kg
BY06975	$8270SMRDP	Chrysene	NY / 375-6.8 Semivolatiles / Unrestricted Use Soil	1500	340	1000	1000	ug/Kg
BY06975	$8270SMRDP	Indeno(1,2,3-cd)pyrene	NY / 375-6.8 Semivolatiles / Unrestricted Use Soil	850	340	500	500	ug/Kg
BY06975	$8270SMRDP	Benzo(k)fluoranthene	NY / 375-6.8 Semivolatiles / Unrestricted Use Soil	1200	340	800	800	ug/Kg
BY06975	$8270SMRDP	Benzo(b)fluoranthene	NY / 375-6.8 Semivolatiles / Unrestricted Use Soil	1100	340	1000	1000	ug/Kg
BY06975	$8270SMRDP	Benzo(a)pyrene	NY / 375-6.8 Semivolatiles / Unrestricted Use Soil	1300	240	1000	1000	ug/Kg
BY06975	$8270SMRDP	Benz(a)anthracene	NY / 375-6.8 Semivolatiles / Unrestricted Use Soil	1600	340	1000	1000	ug/Kg
BY06975	$PCB_SMRDP	PCB-1248	NY / 375-6.8 PCBs/Pesticides / Commercial	ND	4700	1000	1000	ug/Kg
BY06975	$PCB_SMRDP	PCB-1260	NY / 375-6.8 PCBs/Pesticides / Commercial	ND	4700	1000	1000	ug/Kg
BY06975	$PCB_SMRDP	PCB-1221	NY / 375-6.8 PCBs/Pesticides / Commercial	ND	4700	1000	1000	ug/Kg
BY06975	$PCB_SMRDP	PCB-1254	NY / 375-6.8 PCBs/Pesticides / Commercial	8100	4700	1000	1000	ug/Kg
BY06975	$PCB_SMRDP	PCB-1232	NY / 375-6.8 PCBs/Pesticides / Commercial	ND	4700	1000	1000	ug/Kg
BY06975	$PCB_SMRDP	PCB-1242	NY / 375-6.8 PCBs/Pesticides / Commercial	ND	4700	1000	1000	ug/Kg
BY06975	$PCB_SMRDP	PCB-1016	NY / 375-6.8 PCBs/Pesticides / Commercial	ND	4700	1000	1000	ug/Kg
BY06975	$PCB_SMRDP	PCB-1248	NY / 375-6.8 PCBs/Pesticides / Unrestricted Use Soil	ND	4700	100	100	ug/Kg
BY06975	$PCB_SMRDP	PCB-1260	NY / 375-6.8 PCBs/Pesticides / Unrestricted Use Soil	ND	4700	100	100	ug/Kg
BY06975	$PCB_SMRDP	PCB-1232	NY / 375-6.8 PCBs/Pesticides / Unrestricted Use Soil	ND	4700	100	100	ug/Kg
BY06975	$PCB_SMRDP	PCB-1221	NY / 375-6.8 PCBs/Pesticides / Unrestricted Use Soil	ND	4700	100	100	ug/Kg

Sample Criteria Exceedances Report

GBY06958 - NETC

Criteria: NY: 375, 375NR
State: NY

SampNo	Acode	Phoenix Analyte	Criteria	Result	RL	Criteria	RL Criteria	Analysis Units
BY06975	$PCB_SMRDP	PCB-1016	NY / 375-6.8 PCBs/Pesticides / Unrestricted Use Soil	ND	4700	100	100	ug/Kg
BY06975	$PCB_SMRDP	PCB-1254	NY / 375-6.8 PCBs/Pesticides / Unrestricted Use Soil	8100	4700	100	100	ug/Kg
BY06975	$PCB_SMRDP	PCB-1242	NY / 375-6.8 PCBs/Pesticides / Unrestricted Use Soil	ND	4700	100	100	ug/Kg
BY06975	$PESTSM_NY	Aldrin	NY / 375-6.8 PCBs/Pesticides / Unrestricted Use Soil	ND	47	5	5	ug/Kg
BY06975	$PESTSM_NY	Heptachlor	NY / 375-6.8 PCBs/Pesticides / Unrestricted Use Soil	150	94	42	42	ug/Kg
BY06975	$PESTSM_NY	Endrin	NY / 375-6.8 PCBs/Pesticides / Unrestricted Use Soil	ND	190	14	14	ug/Kg
BY06975	$PESTSM_NY	Dieldrin	NY / 375-6.8 PCBs/Pesticides / Unrestricted Use Soil	ND	140	5	5	ug/Kg
BY06975	$PESTSM_NY	b-BHC	NY / 375-6.8 PCBs/Pesticides / Unrestricted Use Soil	ND	94	36	36	ug/Kg
BY06975	$PESTSM_NY	a-BHC	NY / 375-6.8 PCBs/Pesticides / Unrestricted Use Soil	ND	94	20	20	ug/Kg
BY06975	$PESTSM_NY	4,4' -DDT	NY / 375-6.8 PCBs/Pesticides / Unrestricted Use Soil	350	28	3.3	3.3	ug/Kg
BY06975	$PESTSM_NY	4,4' -DDE	NY / 375-6.8 PCBs/Pesticides / Unrestricted Use Soil	ND	140	3.3	3.3	ug/Kg
BY06975	$PESTSM_NY	4,4' -DDD	NY / 375-6.8 PCBs/Pesticides / Unrestricted Use Soil	ND	28	3.3	3.3	ug/Kg
BY06975	$PESTSM_NY	d-BHC	NY / 375-6.8 PCBs/Pesticides / Unrestricted Use Soil	ND	94	40	40	ug/Kg
BY06975	BA-SMDP	Barium	NY / 375-6.8 Metals / Commercial	403	0.9	400	400	mg/Kg
BY06975	BA-SMDP	Barium	NY / 375-6.8 Metals / Unrestricted Use Soil	403	0.9	350	350	mg/Kg
BY06975	CR-SM	Chromium	NY / 375-6.8 Metals / Unrestricted Use Soil	2060	45	30		mg/Kg
BY06975	CU-SM	Copper	NY / 375-6.8 Metals / Unrestricted Use Soil	137	0.45	50	50	mg/kg
BY06975	HG-SM	Mercury	NY / 375-6.8 Metals / Unrestricted Use Soil	0.80	0.04	0.18	0.18	mg/Kg
BY06975	PB-SMDP	Lead	NY / 375-6.8 Metals / Unrestricted Use Soil	127	0.9	63	63	mg/Kg
BY06975	ZN-SMDP	Zinc	NY / 375-6.8 Metals / Unrestricted Use Soil	353	8.9	109	109	mg/Kg
BY06980	$PCB_SMRDP	PCB-1254	NY / 375-6.8 PCBs/Pesticides / Unrestricted Use Soil	340	96	100	100	ug/Kg
BY06980	$PESTSM_NY	4,4' -DDD	NY / 375-6.8 PCBs/Pesticides / Unrestricted Use Soil	130	14	3.3	3.3	ug/Kg
BY06980	$PESTSM_NY	4,4' -DDE	NY / 375-6.8 PCBs/Pesticides / Unrestricted Use Soil	ND	72	3.3	3.3	ug/Kg
BY06980	$PESTSM_NY	4,4' -DDT	NY / 375-6.8 PCBs/Pesticides / Unrestricted Use Soil	46	14	3.3	3.3	ug/Kg
BY06980	$PESTSM_NY	a-BHC	NY / 375-6.8 PCBs/Pesticides / Unrestricted Use Soil	ND	24	20	20	ug/Kg
BY06980	$PESTSM_NY	Aldrin	NY / 375-6.8 PCBs/Pesticides / Unrestricted Use Soil	ND	12	5	5	ug/Kg
BY06980	$PESTSM_NY	Dieldrin	NY / 375-6.8 PCBs/Pesticides / Unrestricted Use Soil	ND	12	5	5	ug/Kg
BY06980	$PESTSM_NY	Endrin	NY / 375-6.8 PCBs/Pesticides / Unrestricted Use Soil	ND	24	14	14	ug/Kg
BY06980	AG-SM	Silver	NY / 375-6.8 Metals / Unrestricted Use Soil	2.13	0.46	2	2	mg/Kg
BY06980	AS-SM	Arsenic	NY / 375-6.8 Metals / Commercial	107	0.93	16	16	mg/Kg
BY06980	AS-SM	Arsenic	NY / 375-6.8 Metals / Unrestricted Use Soil	107	0.93	13	13	mg/Kg
BY06980	CD-SM	Cadmium	NY / 375-6.8 Metals / Unrestricted Use Soil	6.26	0.46	2.5	2.5	mg/Kg
BY06980	CR-SM	Chromium	NY / 375-6.8 Metals / Unrestricted Use Soil	675	4.6	30		mg/Kg
BY06980	CU-SM	Copper	NY / 375-6.8 Metals / Commercial	3840	46	270	270	mg/kg
BY06980	CU-SM	Copper	NY / 375-6.8 Metals / Unrestricted Use Soil	3840	46	50	50	mg/kg
BY06980	HG-SM	Mercury	NY / 375-6.8 Metals / Unrestricted Use Soil	1.22	0.04	0.18	0.18	mg/Kg
BY06980	NI-SM	Nickel	NY / 375-6.8 Metals / Unrestricted Use Soil	57.8	0.46	30	30	mg/Kg
BY06980	PB-SMDP	Lead	NY / 375-6.8 Metals / Commercial	18700	930	1000	1000	mg/Kg
BY06980	PB-SMDP	Lead	NY / 375-6.8 Metals / Unrestricted Use Soil	18700	930	63	63	mg/Kg
BY06980	ZN-SMDP	Zinc	NY / 375-6.8 Metals / Unrestricted Use Soil	1200	9.3	109	109	mg/Kg

Sample Criteria Exceedances Report

GBY06958 - NETC

Criteria: NY: 375, 375NR
State: NY

SampNo	Acode	Phoenix Analyte	Criteria	Result	RL	Criteria	RL Criteria	Analysis Units

Phoenix Laboratories does not assume responsibility for the data contained in this report. It is provided as an additional tool to identify requested criteria exceedences. All efforts are made to ensure the accuracy of the data (obtained from appropriate agencies). A lack of exceedence information does not necessarily suggest conformance to the criteria. It is ultimately the site professional's responsibility to determine appropriate compliance.

Environmental Laboratories, Inc.
587 East Middle Turnpike, P.O.Box 370, Manchester, CT 06045
Tel. (860) 645-1102 Fax (860) 645-0823

NY # 11301

NY Temperature Narration

July 11, 2017

SDG I.D.: GBY06958

The samples in this delivery group were received at 5.2°C.
(Note acceptance criteria is above freezing up to 6°C)

Cooler: Yes [✓] No [ ]
Coolant: IPK [✓] ICE [ ] No [ ]

NY/NJ CHAIN OF CUSTODY RECORD

Temp 5.7°C Pg 1 of 2

PHOENIX Environmental Laboratories, Inc.
587 East Middle Turnpike, P.O. Box 370, Manchester, CT 06040
Email: info@phoenixlabs.com Fax (860) 645-0823
Client Services (860) 645-8726

Contact Options:
[ ] Fax: 518-884-9710
[ ] Phone: 518-884-8545
[■] Email: robnetc@nycap.rr.com

Customer: NETC
Address: PO Box 2167
Ballston Spa, NY 12020

Project: 125 Bath Street
Report to: Rob Gray
Invoice to: NETC

Project P.O: 15.0918304

This section MUST be completed with Bottle Quantities.

Client Sample - Information - Identification

Sampler's Signature: [signature] Date: 4/17

Matrix Code:
DW=Drinking Water GW=Ground Water SW=Surface Water WW=Waste Water
RW=Raw Water SE=Sediment SL=Sludge S=Soil SD=Solid W=Wipe
OIL=Oil B=Bulk L=Liquid

Analysis Request

PHOENIX USE ONLY SAMPLE #	Customer Sample Identification	Sample Matrix	Date Sampled	Time Sampled	EPA 8260	EPA 8270 BNA	PCBs 8082	Pest. 8081	TAL Metals	Soil VOA Vials [X] methanol [X] H2O	GL Soil container (8) oz	GL Soil container [ ] oz	40 ml VOA Vial [ ] As is [ ] HCl	GL Amber 1000ml [ ] As is [ ] H2SO4	PL As is [ ] 250ml [ ] 500ml [ ] 1000ml	PL H2SO4 [ ] 250ml [ ] 500ml	PL HNO3 250ml	PL NaOH 250ml	Bacteria Bottle
069058	B4-1 S-1	S	4/14/2017	9:00	X	X	X	X	X	3	1								
069059	B4-1 S-2	S	4/14/2017	9:10	X	X	X	X	X	3	1								
069060	B4-1 S-3	S	4/14/2017	9:20	X	X	X	X	X	3	1								
069061	B3-2 S-1	S	4/14/2017	10:00	X	X	X	X	X	3	1								
069062	B3-2 S-2	S	4/14/2017	10:10	X	X	X	X	X	6	2	Run MS and MSD with this sample							
069063	B3-1 S-1	S	4/14/2017	11:00	X	X	X	X	X	3	1								
069064	B3-1 S-2	S	4/14/2017	11:10	X	X	X	X	X	3	1								
069065	B3-1 S-3	S	4/14/2017	11:20	X	X	X	X	X	3	1								
069066	B2-1 S-1	S	4/14/2017	12:00	X	X	X	X	X	3	1								
069067	SW-1 S-1	S	4/14/2017	1:00	X	X	X	X	X	3	1								
069068	SW-1 S-2	S	4/14/2017	1:10	X	X	X	X	X	3	1								
069069	SW-1 S-3	S	4/14/2017	1:20	X	X	X	X	X	3	1								
069070	MW-6 S-1	S	4/14/2017	2:00	X	X	X	X	X	3	1								
069071	MW-6 S-2	S	4/14/2017	2:10	X	X	X	X	X	3	1								

Relinquished by:	Accepted by:	Date:	Time:
[signature]	[signature]	4/19/17	1245
[signature]	[signature]	4/19/17	3:00
[signature]	Krystal Bruce	4.19.17	17:12

Comments, Special Requirements or Regulations:

Please Hold All Samples
Vot Samples received frozen

Turnaround:
[ ] 1 Day*
[ ] 2 Days*
[ ] 3 Days*
[■] 5 Days
[ ] 10 Days
[ ] Other
* SURCHARGE APPLIES

NJ
[ ] Res. Criteria
[ ] Non-Res. Criteria
[ ] Impact to GW Soil Cleanup Criteria
[ ] GW Criteria

NY
[ ] NY 375 GWP
[■] NY375 Unrestricted Use Soil
[ ] NY375 Residential Soil
[ ] Restricted/Residential
[■] Commercial
[ ] Industrial

Data Format
[ ] Phoenix Std Report
[■] Excel
[■] PDF
[ ] GIS/Key
[ ] EQuIS
[ ] NJ Hazsite EDD
[ ] NY EZ EDD (ASP)
[ ] Other

Data Package
[ ] NJ Reduced Deliv. *
[■] NY Enhanced (ASP B) *
[ ] Other

State where samples were collected: NY

Cooler: Yes [X] No [ ]
Coolant: IPK [X] ICE [ ] No [ ]

PHOENIX Environmental Laboratories, Inc.

CHAIN OF CUSTODY RECORD

Temp 5.7°C Pg 2 of 2

le Turnpike, P.O. Box 370, Manchester, CT 06040
o@phoenixlabs.com Fax (860) 645-0823
lient Services (860) 645-8726

Contact Options:
Fax: 518-884-9710
Phone: 518-884-8545
Email: robnetc@nycap.rr.com

Customer: NETC
Address: PO Box 2167
Ballston Spa, NY 12020

Project: 125 Bath Street
Report to: Rob Gray
Invoice to: NETC

Project P.O: 15.0918304

This section MUST be completed with Bottle Quantities.

Client Sample - Information - Identification

Sampler's Signature: [signature] Date: 4/17

Matrix Code:
DW=Drinking Water GW=Ground Water SW=Surface Water WW=Waste Water
RW=Raw Water SE=Sediment SL=Sludge S=Soil SD=Solid W=Wipe
OIL=Oil B=Bulk L=Liquid

Analysis Request

PHOENIX USE ONLY SAMPLE #	Customer Sample Identification	Sample Matrix	Date Sampled	Time Sampled	EPA 8260	EPA 8270 BNA	PCBs 8082	Pest. 8081	TAL Metals	Soil VOA Vials [X] methanol [X] H2O	GL Soil container (8) oz	GL Soil container ( ) oz	40 ml VOA Vial [ ] As is [ ] HCl	GL Amber 1000ml [ ] As is [ ] H2SO4	PL As is [ ] 250ml [ ] 500ml [ ] 1000ml	PL H2SO4 [ ] 250ml [ ] 500ml [ ] 500ml	PL HNO3 250ml	PL NaOH 250ml	Bacteria Bottle
06972	MW-6 S-3	S	4/14/2017	2:20	X	X	X	X	X	3	1								
06973	NE-1 S-1	S	4/17/2017	11:30	X	X	X	X	X	3	1								
06974	NE-1 S-2	S	4/17/2017	11:40	X	X	X	X	X	3	1								
06975	FD-4 S-1	S	4/17/2017	12:30	X	X	X	X	X	3	1								
06976	FD-4 S-2	S	4/17/2017	12:40	X	X	X	X	X	3	1								
06977	FD-4 S-3	S	4/17/2017	12:50	X	X	X	X	X	3	1								
06978	NW-1 S-1	S	4/17/2017	1:40	X	X	X	X	X	3	1								
06979	NW-1 S-2	S	4/17/2017	1:50	X	X	X	X	X	3	1								
X 06980	FD-1	S	4/17/2017	9:30	X	X	X	X	X	3	1								
06981	FD-2	S	4/17/2017	9:45	X	X	X	X	X	3	1								
06982	FD-3	S	4/17/2017	10:15	X	X	X	X	X	3	1								
(X) 06983	FD-4A	S	4/17/2017	1:00	X	X	X	X	X	3	1								

Relinquished by:	Accepted by:	Date:	Time:
[signature]	[signature]	4/19/17	12:45
[signature]	[signature]	4/19	3:00
[signature]	Rumford Bruce	4.19.17	17:12

Comments, Special Requirements or Regulations:

Please Hold All Samples

VOA Samples Received Frozen

X 1 LL voa rcvd broken (LA)

Turnaround:
- [ ] 1 Day*
- [ ] 2 Days*
- [ ] 3 Days*
- [x] 5 Days
- [ ] 10 Days
- [ ] Othe r

* SURCHARGE APPLIES

NJ
- [ ] Res. Criteria
- [ ] Non-Res. Criteria
- [ ] Impact to GW Soil Cleanup Criteria
- [ ] GW Criteria

NY
- [ ] NY 375 GWP
- [x] NY375 Unrestricted Use Soil
- [ ] NY375 Residential Soil
- [ ] Restricted/Residential
- [x] Commercial
- [ ] Industrial

Data Format
- [ ] Phoenix Std Report
- [x] Excel
- [x] PDF
- [ ] GIS/Key
- [ ] EQuIS
- [ ] NJ Hazsite EDD
- [ ] NY EZ EDD (ASP)
- [ ] Other _____

Data Package
- [ ] NJ Reduced Deliv. *
- [x] NY Enhanced (ASP B) *
- [ ] Other

State where samples were collected: NY

(X) cap labeled as FD-4A but label on jar says SW-1 S-1

Sarah Bell

From: Jeff Wink <jeffnetc@nycap.rr.com>
Sent: Monday, April 24, 2017 10:22 AM
To: Sarah Bell
Cc: Austin Meys; Rob Gray; Veornica Barkevich
Subject: Re: Phoenix Labs - GBY06958, 125 BATH STREET - COC Acknowledgement

Hi Sarah,

The samples we would like to take off hold are highlighted below in this email chain.

If you have any questions about this work we would like to get started, just let me know.

Thanks very much for your help w/ this, all the best.

Jeff

Jeffrey T. Wink, President
Northeastern Environmental Technologies Corp.
1476 Saratoga Rd. - PO BOX 2167
Ballston Spa, New York 12020
JEFFnetc@nycap.rr.com
Tel: 518-884-8545
Fax: 518-884-9710
Cell: 518-365-1102

This e-mail is sent by NETC and may contain information that is
privileged or confidential. If you are not the intended recipient,
Please delete the e-mail and any attachments and notify us immediately.

On 4/19/2017 9:28 PM, clientservices@phoenixlabs.com wrote:

> Jeff,
>
> Delivery group GBY06958 (125 BATH STREET) has been logged in for the following samples:

Phoenix Id	Client Id
BY06958	B4-1 S-1
BY06959	B4-1 S-2
BY06960	B4-1 S-3
BY06961	B3-2 S-1
BY06962	B3-2 S-2
BY06963	B3-1 S-1
BY06964	B3-1 S-2
BY06965	B3-1 S-3
BY06966	B2-1 S-1
BY06967	SW-1 S-1
BY06968	SW-1 S-2
BY06969	SW-1 S-3

BY06970	MW-6 S-1
BY06971	MW-6 S-2
BY06972	MW-6 S-3
BY06973	NE-1 S-1
BY06974	NE-1 S-2
BY06975	FD-4 S-1
BY06976	FD-4 S-2
BY06977	FD-4 S-3
BY06978	NW-1 S-1
BY06979	NW-1 S-2
BY06980	FD-1
BY06981	FD-2
BY06982	FD-3
BY06983	FD-4A

The samples in this delivery group were received at 5.2°C. (Note acceptance criteria is above freezing up to 6°C)

If there are any questions regarding this submittal, please call Phoenix Client Services at extension 200.

Phoenix Environmental Laboratories, Inc.
587 East Middle Turnpike
P.O. Box 370
Manchester, CT 06374
Tel. (860) 645-1102
Fax. (860) 645-0823
www.phoenixlabs.com

Please do not reply to this email.

PHOENIX
Environmental Laboratories, Inc.

587 East Middle Turnpike, P.O. Box 370, Manchester, CT 06040
Telephone: 860.645.1102 • Fax: 860.645.0823

NY ANALYTICAL SERVICES PROTOCOL
DATA PACKAGE

Client: NETC

125 BATH STREET

Laboratory Project: GBY06958

Semi-Volatiles (Soil)
Ver 1

Organic Data Flags

LOD(MDL): Limit of Detection or Method Detection Limit
The minimum reportable concentration that can be measured with confidence.

PQL(RL): Practical Quantitation Level or Reporting Level
This value is at or above the MDL and is supported by the lowest calibration standard.

· Q Qualifiers:

U - The compound was analyzed for but not detected at or above the MDL. The number immediately preceding the “U” represents the PQL reporting level corrected for percent solids, weight and/or volume calculations, and dilution factors.

J - Indicates an estimated value, may indicate one of the following, depending on the situation:
a) The reported value is estimated and below the MDL
b) Used when estimating a concentration for TIC where a 1:1 response is assumed or when the result indicates the presence of a compound that meets the indentification criteria, but the results is less than the quantitation limit, but greater than zero.
c) QC associated with this analyte is within warning limits.

X - The concentration is not reported. This quantitation file was not evaluated for this compound at this dilution; a volatile purging or related issue may be the cause.

L - Biased Low

N - The concentration is based on the response of the nearest internal. This flag is used on the TIC form for all compounds identified.

S - This compound is a solvent that is used in the laboratory. Laboratory contamination is suspected if concentration is less than five times the reporting level.

B - This compound was also present in the method blank

D - The reported concentration is the result of a diluted analysis.

E - The reported value is estimated because the concentration exceeded the calibration range.

A - Indicates that the tentatively identified compound is a suspected aldol condensation product. Aldol condensation products are produced during the extraction process.

Q - For TICS, this compound was quantitated using a calibration curve. This compound is part of the instrument method, but not part of the client target list.

P- Percent difference is greater than 25% between the two GC columns and the lower result is reported.

PHOENIX
Environmental Laboratories, Inc.
587 East Middle Turnpike, P.O.Box 370, Manchester, CT 06040
Tel. (860) 645-1102 Fax (860) 645-0823

ACCREDITED IN ACCORDANCE WITH nelac NY # 11301

SDG: GBY06958

Semi-Volatile Soil Conformance / Non-Conformance Summary

Project ID / Client ID: 125 BATH STREET, NETC

The samples were analyzed for a semivolatile list of compounds by GC/MS full scan analysis.

Form 1 (Analysis):

No observations noted.

Form 2 (Surrogates):

All surrogates met criteria with the following exceptions: None.

Form 3 (Laboratory Control/Matrix Spike):

Sample: BY06962 LCS
All LCS recoveries met criteria with the following exceptions: Pyridine 29%, Benzoic Acid 5%, 2,4-Dinitrophenol 5%, 4,6-Dinitro-2-methylphenol 20%, Benzidine 11%
All LCSD recoveries met criteria with the following exceptions: Pyridine 28%, Benzoic Acid 6%, 2,4-Dinitrophenol 9%, 4,6-Dinitro-2-methylphenol 27%, Benzidine 9%
All LCS/LCSD RPDs met criteria with the following exceptions: 2,4-Dinitrophenol 54.3%

Sample: BY06962 MS
All MS recoveries met criteria with the following exceptions: Pyridine 28%, Benzoic Acid 7%, Hexachlorocyclopentadiene 0%, Benzidine 14%
All MSD recoveries met criteria with the following exceptions: Benzoic Acid 8%, Hexachlorocyclopentadiene 0%, Benzidine 11%
All MS/MSD RPDs met criteria with the following exceptions: None.

Form 4 (Method Blank):

File: CHEM06 0424_13.D
All compounds were non-detect with the following exceptions: None.

Form 5 (Tune):

File: CHEM06 0424_01.D
All Tune criteria was met with the following exceptions: None.

File: CHEM06 0424_11.D
All Tune criteria was met with the following exceptions: None.

File: CHEM27 0419_01B.D
All Tune criteria was met with the following exceptions: None.

File: CHEM27 0425_01.D
All Tune criteria was met with the following exceptions: None.

Form 6 (Initial Calibration):

Calibration: CHEM06 04/24/17 - 04/24/17
97% of method compounds met criteria.
The following compounds did not meet % deviation criteria: Hexachlorocyclopentadiene 24.1% (20) , 2,4-Dinitrophenol 48.8% (20)
The following compounds did not meet maximum % deviations: 2,4-Dinitrophenol 48.8% (40)
The following compounds did not meet recommended response factors: 2-Nitrophenol 0.067 (0.1) , Bis(2-chloroethoxy)methane 0.294 (0.3) , Hexachlorobenzene 0.083 (0.1)

PHOENIX
Environmental Laboratories, Inc.
587 East Middle Turnpike, P.O.Box 370, Manchester, CT 06040
Tel. (860) 645-1102 Fax (860) 645-0823

ACCREDITED IN ACCORDANCE WITH nelac NY # 11301

SDG: GBY06958

Semi-Volatile Soil Conformance / Non-Conformance Summary

Project ID / Client ID: 125 BATH STREET, NETC

The following compounds did not meet minimum response factors: None.

Calibration: CHEM27 04/19/17 - 04/19/17
98% of method compounds met criteria.
The following compounds did not meet % deviation criteria: Benzidine 22.6% (20)
The following compounds did not meet maximum % deviations: None.
The following compounds did not meet recommended response factors: 2-Nitrophenol 0.095 (0.1) , Hexachlorobenzene 0.082 (0.1)
The following compounds did not meet minimum response factors: None.

Form 7 (Continuing Calibration):

File: CHEM06 0424_12.D (Opening)
99% of method compounds met criteria.
Internal standard areas were within 50%-200% of the initial calibration with the following exceptions: None.
The following compounds did not meet % deviation criteria: Pyridine 21.0% (20)
The following compounds did not meet maximum % deviations: None.
The following compounds did not meet recommended response factors: 2-Nitrophenol 0.061 (0.1) , Bis(2-chloroethoxy)methane 0.267 (0.3) , Acenaphthene 0.856 (0.9) , Hexachlorobenzene 0.075 (0.1)
The following compounds did not meet minimum response factors: None.

File: CHEM06 0424_41.D (Closing)
The following compounds did not meet maximum % deviations: Hexachlorocyclopentadiene 94.5% (50), 2,4-Dinitrophenol 92.1% (50), 4,6-Dinitro-2-methylphenol 89.6% (50)
The following compounds did not meet minimum response factors: Hexachlorocyclopentadiene 0.009 (0.01)

File: CHEM27 0425_02.D (Opening)
94% of method compounds met criteria.
Internal standard areas were within 50%-200% of the initial calibration with the following exceptions: None.
The following compounds did not meet % deviation criteria: N-Nitrosodimethylamine 34.4% (20) , Pyridine 35.9% (20) , 2,4,5-Trichlorophenol -20.6% (20) , 2,6-Dinitrotoluene 20.7% (20) , Acenaphthylene 20.9% (20)
The following compounds did not meet maximum % deviations: None.
The following compounds did not meet recommended response factors: 2-Nitrophenol 0.091 (0.1) , Acenaphthene 0.824 (0.9) , Hexachlorobenzene 0.069 (0.1)
The following compounds did not meet minimum response factors: None.

File: CHEM27 0425_31.D (Closing)
The following compounds did not meet maximum % deviations: None.
The following compounds did not meet minimum response factors: None.

Form 8 (Internal Standard and Retention Time):

File: CHEM06 - 0424_02.D
All samples met internal standard area and retention time critieria with the following exceptions: None.

File: CHEM06 - 0424_12.D
All samples met internal standard area and retention time critieria with the following exceptions:
0424_41.D - CCAL 30: Chrysene-d12; Area 1505590 (347932 - 1440931)

File: CHEM27 - 0419_02B.D
All samples met internal standard area and retention time critieria with the following exceptions: None.

PHOENIX
Environmental Laboratories, Inc.
587 East Middle Turnpike, P.O.Box 370, Manchester, CT 06040
Tel. (860) 645-1102 Fax (860) 645-0823

ACCREDITED IN ACCORDANCE WITH nelac NY # 11301

SDG: GBY06958

Semi-Volatile Soil Conformance / Non-Conformance Summary

Project ID / Client ID: 125 BATH STREET, NETC

File: CHEM27 - 0425_02.D
All samples met internal standard area and retention time critieria with the following exceptions: None.

Observations:
The client requested the 8270 compound list for this delivery group.

Sample(s) required a dilution for Semi Volatiles due to a matrix interference and/or the presence of non-target material in the sample. This resulted in elevated reporting limits that may exceed the requested criteria for one or more analytes.

Lauren Muirhead 07/07/17

Lauren Muirhead
Project Manager

2C
Soil SEMIVOLATILE SURROGATE RECOVERY

Lab Name: Phoenix Environmental Labs Client: NETC

Lab Code: Phoenix Case No.: SDG No.: GBY06958

QC Batch Id: 383938 QC Sample Id: BY06962

	CLIENT ID	LAB ID	S1 2FP #	S2 PHL #	S3 NBZ #	S4 FBP #	S5 TBP #	S6 TPH #	TOT OUT
01	BY06962 BLANK	BY06962 BLANK	51	53	53	55	55	61	0
02	BY06962 LCS	BY06962 LCS	52	56	55	56	61	62	0
03	BY06962 LCSD	BY06962 LCSD	49	53	51	54	59	59	0
04	B3-2 S-2 MS	BY06962 MS	51	57	49	55	63	63	0
05	B3-2 S-2 MSD	BY06962 MSD	53	57	56	57	61	62	0
06	B3-2 S-2	BY06962	50	54	45	53	69	71	0
07	B3-2 S-1	BY06961	52	54	58	51	55	63	0
08	SW-1 S-3	BY06969	49	52	51	52	60	62	0
09	MW-6 S-1	BY06970	60	63	61	64	71	71	0
10	FD-4 S-1	BY06975	59	59	59	51	54	66	0
11	FD-1	BY06980	55	58	56	56	61	69	0
12	B4-1 S-1	BY06958	62	63	65	58	64	84	0
13	B4-1 S-2	BY06959	39	42	39	40	53	54	0
14	B2-1 S-1 10X	BY06966 10X	45	43	41	47	51	46	0
15									
16									
17									
18									
19									
20									
21									
22									
23									
24									
25									
26									
27									
28									
29									
30									

	QC LIMITS
S1 (2FP) = % 2-Fluorophenol	30 - 130
S2 (PHL) = % Phenol-d5	30 - 130
S3 (NBZ) = % Nitrobenzene-d5	30 - 130
S4 (FBP) = % 2-Fluorobiphenyl	30 - 130
S5 (TBP) = % 2,4,6-Tribromophenol	30 - 130
S6 (TPH) = % Terphenyl-d14	30 - 130

Column to be used to flag recovery values
* Values outside of contract required QC limits
D Surrogate diluted out

FORM II SV

3D

SOIL SEMIVOLATILE LCS SPIKE / LCS SPIKE DUPLICATE RECOVERY

Lab Name: Phoenix Environmental Labs Client: NETC

Lab Code: Phoenix Case No: SAS No: SDG No GBY06958

LCS Spike - Client Id: BY06962 LCS Level:(low/med)

COMPOUND	SPIKE ADDED (ug/Kg)	SAMPLE CONCENTRATION (ug/Kg)	LCS CONCENTRATION (ug/Kg)	LCS % REC #	QC. LIMITS REC.	
N-Nitrosodimethylamine	3333	0.0	1452	44	30	130
Pyridine	3333	0.0	980.7	29 *	30	130
Phenol	3333	0.0	1823	55	30	130
Bis(2-chloroethyl)ether	3333	0.0	1510	45	30	130
Aniline	3333	0.0	1614	48	30	130
2-Chlorophenol	3333	0.0	1773	53	30	130
1,3-Dichlorobenzene	3333	0.0	1484	45	30	130
1,4-Dichlorobenzene	3333	0.0	1517	46	30	130
1,2-Dichlorobenzene	3333	0.0	1525	46	30	130
2-Methylphenol (o-cresol)	3333	0.0	1876	56	30	130
Bis(2-chloroisopropyl)ether	3333	0.0	1528	46	30	130
N-Nitrosodi-n-propylamine	3333	0.0	1875	56	30	130
3&4-Methylphenol (m&p-cresol)	3333	0.0	1907	57	30	130
Acetophenone	3333	0.0	1724	52	30	130
Hexachloroethane	3333	0.0	1469	44	30	130
Nitrobenzene	3333	0.0	1796	54	30	130
Isophorone	3333	0.0	1756	53	30	130
2-Nitrophenol	3333	0.0	1810	54	30	130
2,4-Dimethylphenol	3333	0.0	1781	53	30	130

COMPOUND	SPIKE ADDED (ug/Kg)	LCSD CONCENTRATION (ug/Kg)	LCSD % REC #	% RPD #	QC LIMITS RPD	QC LIMITS REC.	
N-Nitrosodimethylamine	3333	1332	40	9.5	30	30	130
Pyridine	3333	946.5	28 *	3.5	30	30	130
Phenol	3333	1757	53	3.7	30	30	130
Bis(2-chloroethyl)ether	3333	1347	40	11.8	30	30	130
Aniline	3333	1459	44	8.7	30	30	130
2-Chlorophenol	3333	1688	51	3.8	30	30	130
1,3-Dichlorobenzene	3333	1388	42	6.9	30	30	130
1,4-Dichlorobenzene	3333	1418	43	6.7	30	30	130
1,2-Dichlorobenzene	3333	1429	43	6.7	30	30	130
2-Methylphenol (o-cresol)	3333	1824	55	1.8	30	30	130
Bis(2-chloroisopropyl)ether	3333	1471	44	4.4	30	30	130
N-Nitrosodi-n-propylamine	3333	1783	53	5.5	30	30	130
3&4-Methylphenol (m&p-cresol)	3333	1818	55	3.6	30	30	130
Acetophenone	3333	1632	49	5.9	30	30	130
Hexachloroethane	3333	1407	42	4.7	30	30	130
Nitrobenzene	3333	1692	51	5.7	30	30	130
Isophorone	3333	1726	52	1.9	30	30	130
2-Nitrophenol	3333	1742	52	3.8	30	30	130
2,4-Dimethylphenol	3333	1799	54	1.9	30	30	130

FORM III SV

3D

SOIL SEMIVOLATILE LCS SPIKE / LCS SPIKE DUPLICATE RECOVERY

Lab Name: Phoenix Environmental Labs Client: NETC

Lab Code: Phoenix Case No: SAS No: SDG No GBY06958

LCS Spike - Client Id: BY06962 LCS Level:(low/med)

COMPOUND	SPIKE ADDED (ug/Kg)	SAMPLE CONCENTRATION (ug/Kg)	LCS CONCENTRATION (ug/Kg)	LCS % REC #	QC. LIMITS REC.	
Bis(2-chloroethoxy)methane	3333	0.0	1893	57	30	130
Benzoic Acid	3333	0.0	172.4	5 *	30	130
2,4-Dichlorophenol	3333	0.0	1861	56	30	130
1,2,4-Trichlorobenzene	3333	0.0	1678	50	30	130
Naphthalene	3333	0.0	1738	52	30	130
4-Chloroaniline	3333	0.0	1907	57	30	130
Hexachlorobutadiene	3333	0.0	1627	49	30	130
4-Chloro-3-methylphenol	3333	0.0	2024	61	30	130
2-Methylnaphthalene	3333	0.0	1736	52	30	130
Hexachlorocyclopentadiene	3333	0.0	1572	47	30	130
1,2,4,5-Tetrachlorobenzene	3333	0.0	1733	52	30	130
2,4,6-Trichlorophenol	3333	0.0	1917	58	30	130
2,4,5-Trichlorophenol	3333	0.0	1994	60	30	130
2-Chloronaphthalene	3333	0.0	1882	56	30	130
4-Nitroaniline	3333	0.0	2063	62	30	130
Dimethylphthalate	3333	0.0	2024	61	30	130
2,6-Dinitrotoluene	3333	0.0	2057	62	30	130
Acenaphthylene	3333	0.0	1853	56	30	130
3-Nitroaniline	3333	0.0	1802	54	30	130

COMPOUND	SPIKE ADDED (ug/Kg)	LCSD CONCENTRATION (ug/Kg)	LCSD % REC #	% RPD #	QC LIMITS RPD	QC LIMITS REC.	
Bis(2-chloroethoxy)methane	3333	1917	58	1.7	30	30	130
Benzoic Acid	3333	213.7	6 *	20.7	30	30	130
2,4-Dichlorophenol	3333	1857	56	0.0	30	30	130
1,2,4-Trichlorobenzene	3333	1634	49	2.0	30	30	130
Naphthalene	3333	1720	52	0.0	30	30	130
4-Chloroaniline	3333	1901	57	0.0	30	30	130
Hexachlorobutadiene	3333	1599	48	2.1	30	30	130
4-Chloro-3-methylphenol	3333	1994	60	1.7	30	30	130
2-Methylnaphthalene	3333	1685	51	1.9	30	30	130
Hexachlorocyclopentadiene	3333	1570	47	0.0	30	30	130
1,2,4,5-Tetrachlorobenzene	3333	1727	52	0.0	30	30	130
2,4,6-Trichlorophenol	3333	1856	56	3.5	30	30	130
2,4,5-Trichlorophenol	3333	1890	57	5.1	30	30	130
2-Chloronaphthalene	3333	1802	54	3.6	30	30	130
4-Nitroaniline	3333	2027	61	1.6	30	30	130
Dimethylphthalate	3333	1983	59	3.3	30	30	130
2,6-Dinitrotoluene	3333	1914	57	8.4	30	30	130
Acenaphthylene	3333	1817	55	1.8	30	30	130
3-Nitroaniline	3333	1710	51	5.7	30	30	130

FORM III SV

3D

SOIL SEMIVOLATILE LCS SPIKE / LCS SPIKE DUPLICATE RECOVERY

Lab Name: Phoenix Environmental Labs Client: NETC

Lab Code: Phoenix Case No: SAS No: SDG No GBY06958

LCS Spike - Client Id: BY06962 LCS Level:(low/med)

COMPOUND	SPIKE ADDED (ug/Kg)	SAMPLE CONCENTRATION (ug/Kg)	LCS CONCENTRATION (ug/Kg)	LCS % REC #	QC. LIMITS REC.	
Acenaphthene	3333	0.0	1999	60	30	130
2,4-Dinitrophenol	3333	0.0	171.2	5 *	30	130
Dibenzofuran	3333	0.0	1921	58	30	130
2,4-Dinitrotoluene	3333	0.0	2070	62	30	130
4-Nitrophenol	3333	0.0	2106	63	30	130
Diethyl phthalate	3333	0.0	2063	62	30	130
Fluorene	3333	0.0	1993	60	30	130
4-Chlorophenyl phenyl ether	3333	0.0	1969	59	30	130
2-Nitroaniline	3333	0.0	1766	53	30	130
4,6-Dinitro-2-methylphenol	3333	0.0	679.0	20 *	30	130
N-Nitrosodiphenylamine	3333	0.0	2195	66	30	130
Azobenzene	3333	0.0	1955	59	30	130
4-Bromophenyl phenyl ether	3333	0.0	2001	60	30	130
Hexachlorobenzene	3333	0.0	2019	61	30	130
Pentachlorophenol	3333	0.0	1493	45	30	130
Pentachloronitrobenzene	3333	0.0	1987	60	30	130
Phenanthrene	3333	0.0	2073	62	30	130
Anthracene	3333	0.0	2107	63	30	130
Carbazole	3333	0.0	2043	61	30	130

COMPOUND	SPIKE ADDED (ug/Kg)	LCSD CONCENTRATION (ug/Kg)	LCSD % REC #	% RPD #	QC LIMITS RPD	QC LIMITS REC.	
Acenaphthene	3333	1912	57	5.1	30	30	130
2,4-Dinitrophenol	3333	295.6	9 *	54.3 *	30	30	130
Dibenzofuran	3333	1861	56	3.5	30	30	130
2,4-Dinitrotoluene	3333	2031	61	1.6	30	30	130
4-Nitrophenol	3333	1943	58	8.3	30	30	130
Diethyl phthalate	3333	1939	58	6.7	30	30	130
Fluorene	3333	1919	58	3.4	30	30	130
4-Chlorophenyl phenyl ether	3333	1915	57	3.4	30	30	130
2-Nitroaniline	3333	1706	51	3.8	30	30	130
4,6-Dinitro-2-methylphenol	3333	886.3	27 *	29.8	30	30	130
N-Nitrosodiphenylamine	3333	2118	64	3.1	30	30	130
Azobenzene	3333	1878	56	5.2	30	30	130
4-Bromophenyl phenyl ether	3333	1934	58	3.4	30	30	130
Hexachlorobenzene	3333	1940	58	5.0	30	30	130
Pentachlorophenol	3333	1426	43	4.5	30	30	130
Pentachloronitrobenzene	3333	1920	58	3.4	30	30	130
Phenanthrene	3333	1890	57	8.4	30	30	130
Anthracene	3333	1986	60	4.9	30	30	130
Carbazole	3333	1953	59	3.3	30	30	130

FORM III SV

3D

SOIL SEMIVOLATILE LCS SPIKE / LCS SPIKE DUPLICATE RECOVERY

Lab Name: Phoenix Environmental Labs Client: NETC

Lab Code: Phoenix Case No: SAS No: SDG No GBY06958

LCS Spike - Client Id: BY06962 LCS Level:(low/med)

COMPOUND	SPIKE ADDED (ug/Kg)	SAMPLE CONCENTRATION (ug/Kg)	LCS CONCENTRATION (ug/Kg)	LCS % REC #	QC. LIMITS REC.	
Di-n-butylphthalate	3333	0.0	2145	64	30	130
Fluoranthene	3333	0.0	2084	63	30	130
Benzidine	3333	0.0	373.0	11 *	30	130
Pyrene	3333	0.0	2135	64	30	130
Benzyl butyl phthalate	3333	0.0	2130	64	30	130
Bis(2-ethylhexyl)phthalate	3333	0.0	2065	62	30	130
Benz(a)anthracene	3333	0.0	2062	62	30	130
Chrysene	3333	0.0	2209	66	30	130
Di-n-octylphthalate	3333	0.0	2124	64	30	130
3,3'-dichlorobenzidine	3333	0.0	1690	51	30	130
Benzo(b)fluoranthene	3333	0.0	2009	60	30	130
Benzo(k)fluoranthene	3333	0.0	2168	65	30	130
Benzo(a)pyrene	3333	0.0	1974	59	30	130
Indeno(1,2,3-cd)pyrene	3333	0.0	2066	62	30	130
Dibenz(a,h)anthracene	3333	0.0	2090	63	30	130
Benzo(ghi)perylene	3333	0.0	2098	63	30	130

COMPOUND	SPIKE ADDED (ug/Kg)	LCSD CONCENTRATION (ug/Kg)	LCSD % REC #	% RPD #	QC LIMITS RPD	QC LIMITS REC.	
Di-n-butylphthalate	3333	2005	60	6.5	30	30	130
Fluoranthene	3333	1956	59	6.6	30	30	130
Benzidine	3333	294.1	9 *	22.2	30	30	130
Pyrene	3333	2010	60	6.5	30	30	130
Benzyl butyl phthalate	3333	1994	60	6.5	30	30	130
Bis(2-ethylhexyl)phthalate	3333	1952	59	5.0	30	30	130
Benz(a)anthracene	3333	1936	58	6.7	30	30	130
Chrysene	3333	2034	61	7.9	30	30	130
Di-n-octylphthalate	3333	1971	59	8.1	30	30	130
3,3'-dichlorobenzidine	3333	1553	47	8.2	30	30	130
Benzo(b)fluoranthene	3333	1946	58	3.4	30	30	130
Benzo(k)fluoranthene	3333	2010	60	8.0	30	30	130
Benzo(a)pyrene	3333	1856	56	5.2	30	30	130
Indeno(1,2,3-cd)pyrene	3333	1966	59	5.0	30	30	130
Dibenz(a,h)anthracene	3333	1981	59	6.6	30	30	130
Benzo(ghi)perylene	3333	2009	60	4.9	30	30	130

FORM III SV

3D

SOIL SEMIVOLATILE MATRIX SPIKE / MATRIX SPIKE DUPLICATE RECOVERY

Lab Name: Phoenix Environmental Labs Client: NETC

Lab Code: Phoenix Case No: SAS No: SDG No GBY06958

Matrix Spike - Client Id: BY06962 / B3-2 S-2 MS Level:(low/med)

COMPOUND	SPIKE ADDED (ug/Kg)	SAMPLE CONCENTRATION (ug/Kg)	MS CONCENTRATION (ug/Kg)	MS % REC #	QC. LIMITS REC.	
N-Nitrosodimethylamine	4297	0.0	1677	39	30	130
Pyridine	4297	0.0	1199	28 *	30	130
Phenol	4297	0.0	2629	61	26	90
Bis(2-chloroethyl)ether	4297	0.0	1703	40	30	130
Aniline	4297	0.0	2134	50	30	130
2-Chlorophenol	4297	0.0	2273	53	25	102
1,3-Dichlorobenzene	4297	0.0	1735	40	30	130
1,4-Dichlorobenzene	4297	0.0	1780	41	30	130
1,2-Dichlorobenzene	4297	0.0	1821	42	30	130
2-Methylphenol (o-cresol)	4297	0.0	2536	59	30	130
Bis(2-chloroisopropyl)ether	4297	0.0	1899	44	30	130
N-Nitrosodi-n-propylamine	4297	0.0	2384	55	30	130
3&4-Methylphenol (m&p-cresol)	4297	290	3104	65	30	130
Acetophenone	4297	0.0	2223	52	30	130
Hexachloroethane	4297	0.0	1580	37	30	130
Nitrobenzene	4297	0.0	2015	47	30	130
Isophorone	4297	0.0	2197	51	30	130
2-Nitrophenol	4297	0.0	1985	46	30	130
2,4-Dimethylphenol	4297	0.0	2473	58	30	130

COMPOUND	SPIKE ADDED (ug/Kg)	MSD CONCENTRATION (ug/Kg)	MSD % REC #	% RPD #	QC LIMITS RPD	QC LIMITS REC.	
N-Nitrosodimethylamine	4366	1847	42	7.4	30	30	130
Pyridine	4366	1469	34	19.4	30	30	130
Phenol	4366	2685	61	0.0	30	26	90
Bis(2-chloroethyl)ether	4366	1790	41	2.5	30	30	130
Aniline	4366	2133	49	2.0	30	30	130
2-Chlorophenol	4366	2351	54	1.9	30	25	102
1,3-Dichlorobenzene	4366	1962	45	11.8	30	30	130
1,4-Dichlorobenzene	4366	1997	46	11.5	30	30	130
1,2-Dichlorobenzene	4366	2032	47	11.2	30	30	130
2-Methylphenol (o-cresol)	4366	2630	60	1.7	30	30	130
Bis(2-chloroisopropyl)ether	4366	2094	48	8.7	30	30	130
N-Nitrosodi-n-propylamine	4366	2505	57	3.6	30	30	130
3&4-Methylphenol (m&p-cresol)	4366	3047	63	3.1	30	30	130
Acetophenone	4366	2305	53	1.9	30	30	130
Hexachloroethane	4366	1931	44	17.3	30	30	130
Nitrobenzene	4366	2304	53	12.0	30	30	130
Isophorone	4366	2332	53	3.8	30	30	130
2-Nitrophenol	4366	2321	53	14.1	30	30	130
2,4-Dimethylphenol	4366	2526	58	0.0	30	30	130

FORM III SV

3D

SOIL SEMIVOLATILE MATRIX SPIKE / MATRIX SPIKE DUPLICATE RECOVERY

Lab Name: Phoenix Environmental Labs Client: NETC

Lab Code: Phoenix Case No: SAS No: SDG No GBY06958

Matrix Spike - Client Id: BY06962 / B3-2 S-2 MS Level:(low/med)

COMPOUND	SPIKE ADDED (ug/Kg)	SAMPLE CONCENTRATION (ug/Kg)	MS CONCENTRATION (ug/Kg)	MS % REC #	QC. LIMITS REC.	
Bis(2-chloroethoxy)methane	4297	0.0	2389	56	30	130
Benzoic Acid	4297	0.0	318.9	7 *	30	130
2,4-Dichlorophenol	4297	0.0	2465	57	30	130
1,2,4-Trichlorobenzene	4297	0.0	2057	48	30	130
Naphthalene	4297	0.0	2165	50	30	130
4-Chloroaniline	4297	0.0	2334	54	30	130
Hexachlorobutadiene	4297	0.0	1970	46	30	130
4-Chloro-3-methylphenol	4297	0.0	2680	62	26	103
2-Methylnaphthalene	4297	0.0	2190	51	30	130
Hexachlorocyclopentadiene	4297	0.0	0	0 *	30	130
1,2,4,5-Tetrachlorobenzene	4297	0.0	2189	51	30	130
2,4,6-Trichlorophenol	4297	0.0	2586	60	30	130
2,4,5-Trichlorophenol	4297	0.0	2735	64	30	130
2-Chloronaphthalene	4297	0.0	2358	55	30	130
4-Nitroaniline	4297	0.0	2664	62	30	130
Dimethylphthalate	4297	0.0	2684	62	30	130
2,6-Dinitrotoluene	4297	0.0	2356	55	30	130
Acenaphthylene	4297	0.0	2316	54	30	130
3-Nitroaniline	4297	0.0	2340	54	30	130

COMPOUND	SPIKE ADDED (ug/Kg)	MSD CONCENTRATION (ug/Kg)	MSD % REC #	% RPD #	QC LIMITS RPD	QC LIMITS REC.	
Bis(2-chloroethoxy)methane	4366	2593	59	5.2	30	30	130
Benzoic Acid	4366	363.1	8 *	11.5	30	30	130
2,4-Dichlorophenol	4366	2547	58	1.7	30	30	130
1,2,4-Trichlorobenzene	4366	2256	52	8.0	30	30	130
Naphthalene	4366	2350	54	7.7	30	30	130
4-Chloroaniline	4366	2500	57	5.4	30	30	130
Hexachlorobutadiene	4366	2177	50	8.3	30	30	130
4-Chloro-3-methylphenol	4366	2738	63	1.6	30	26	103
2-Methylnaphthalene	4366	2326	53	3.8	30	30	130
Hexachlorocyclopentadiene	4366	0	0 *		30	30	130
1,2,4,5-Tetrachlorobenzene	4366	2307	53	3.8	30	30	130
2,4,6-Trichlorophenol	4366	2594	59	1.7	30	30	130
2,4,5-Trichlorophenol	4366	2653	61	4.8	30	30	130
2-Chloronaphthalene	4366	2500	57	3.6	30	30	130
4-Nitroaniline	4366	2809	64	3.2	30	30	130
Dimethylphthalate	4366	2679	61	1.6	30	30	130
2,6-Dinitrotoluene	4366	2635	60	8.7	30	30	130
Acenaphthylene	4366	2449	56	3.6	30	30	130
3-Nitroaniline	4366	2531	58	7.1	30	30	130

FORM III SV

3D

SOIL SEMIVOLATILE MATRIX SPIKE / MATRIX SPIKE DUPLICATE RECOVERY

Lab Name: Phoenix Environmental Labs Client: NETC

Lab Code: Phoenix Case No: SAS No: SDG No GBY06958

Matrix Spike - Client Id: BY06962 / B3-2 S-2 MS Level:(low/med)

COMPOUND	SPIKE ADDED (ug/Kg)	SAMPLE CONCENTRATION (ug/Kg)	MS CONCENTRATION (ug/Kg)	MS % REC #	QC. LIMITS REC.	
Acenaphthene	4297	0.0	2552	59	31	137
2,4-Dinitrophenol	4297	0.0	1646	38	30	130
Dibenzofuran	4297	0.0	2448	57	30	130
2,4-Dinitrotoluene	4297	0.0	2602	61	28	89
4-Nitrophenol	4297	0.0	2697	63	11	114
Diethyl phthalate	4297	0.0	2715	63	30	130
Fluorene	4297	0.0	2581	60	30	130
4-Chlorophenyl phenyl ether	4297	0.0	2669	62	30	130
2-Nitroaniline	4297	0.0	2739	64	30	130
4,6-Dinitro-2-methylphenol	4297	110	2431	54	30	130
N-Nitrosodiphenylamine	4297	0.0	2960	69	30	130
Azobenzene	4297	0.0	2627	61	30	130
4-Bromophenyl phenyl ether	4297	0.0	2663	62	30	130
Hexachlorobenzene	4297	0.0	2697	63	30	130
Pentachlorophenol	4297	0.0	2661	62	17	109
Pentachloronitrobenzene	4297	0.0	2594	60	30	130
Phenanthrene	4297	0.0	2701	63	30	130
Anthracene	4297	0.0	2698	63	30	130
Carbazole	4297	0.0	2657	62	30	130

COMPOUND	SPIKE ADDED (ug/Kg)	MSD CONCENTRATION (ug/Kg)	MSD % REC #	% RPD #	QC LIMITS RPD	QC LIMITS REC.	
Acenaphthene	4366	2614	60	1.7	30	31	137
2,4-Dinitrophenol	4366	1781	41	7.6	30	30	130
Dibenzofuran	4366	2548	58	1.7	30	30	130
2,4-Dinitrotoluene	4366	2756	63	3.2	30	28	89
4-Nitrophenol	4366	2751	63	0.0	30	11	114
Diethyl phthalate	4366	2667	61	3.2	30	30	130
Fluorene	4366	2699	62	3.3	30	30	130
4-Chlorophenyl phenyl ether	4366	2659	61	1.6	30	30	130
2-Nitroaniline	4366	2667	61	4.8	30	30	130
4,6-Dinitro-2-methylphenol	4366	2479	54	0.0	30	30	130
N-Nitrosodiphenylamine	4366	2953	68	1.5	30	30	130
Azobenzene	4366	2679	61	0.0	30	30	130
4-Bromophenyl phenyl ether	4366	2700	62	0.0	30	30	130
Hexachlorobenzene	4366	2605	60	4.9	30	30	130
Pentachlorophenol	4366	2710	62	0.0	30	17	109
Pentachloronitrobenzene	4366	2688	62	3.3	30	30	130
Phenanthrene	4366	2715	62	1.6	30	30	130
Anthracene	4366	2782	64	1.6	30	30	130
Carbazole	4366	2727	62	0.0	30	30	130

FORM III SV

3D

SOIL SEMIVOLATILE MATRIX SPIKE / MATRIX SPIKE DUPLICATE RECOVERY

Lab Name: Phoenix Environmental Labs Client: NETC

Lab Code: Phoenix Case No: SAS No: SDG No GBY06958

Matrix Spike - Client Id: BY06962 / B3-2 S-2 MS Level:(low/med)

COMPOUND	SPIKE ADDED (ug/Kg)	SAMPLE CONCENTRATION (ug/Kg)	MS CONCENTRATION (ug/Kg)	MS % REC #	QC. LIMITS REC.	
Di-n-butylphthalate	4297	0.0	2773	65	30	130
Fluoranthene	4297	0.0	2760	64	30	130
Benzidine	4297	0.0	594.1	14 *	30	130
Pyrene	4297	0.0	2719	63	35	142
Benzyl butyl phthalate	4297	0.0	2839	66	30	130
Bis(2-ethylhexyl)phthalate	4297	0.0	2779	65	30	130
Benz(a)anthracene	4297	0.0	2677	62	30	130
Chrysene	4297	0.0	2849	66	30	130
Di-n-octylphthalate	4297	0.0	2889	67	30	130
3,3'-dichlorobenzidine	4297	0.0	2471	58	30	130
Benzo(b)fluoranthene	4297	0.0	2520	59	30	130
Benzo(k)fluoranthene	4297	0.0	2737	64	30	130
Benzo(a)pyrene	4297	0.0	2439	57	30	130
Indeno(1,2,3-cd)pyrene	4297	0.0	2388	56	30	130
Dibenz(a,h)anthracene	4297	0.0	2525	59	30	130
Benzo(ghi)perylene	4297	0.0	2450	57	30	130

COMPOUND	SPIKE ADDED (ug/Kg)	MSD CONCENTRATION (ug/Kg)	MSD % REC #	% RPD #	QC LIMITS RPD	QC LIMITS REC.	
Di-n-butylphthalate	4366	2800	64	1.6	30	30	130
Fluoranthene	4366	2757	63	1.6	30	30	130
Benzidine	4366	472.6	11 *	24.0	30	30	130
Pyrene	4366	2759	63	0.0	30	35	142
Benzyl butyl phthalate	4366	2791	64	3.1	30	30	130
Bis(2-ethylhexyl)phthalate	4366	2758	63	3.1	30	30	130
Benz(a)anthracene	4366	2738	63	1.6	30	30	130
Chrysene	4366	2876	66	0.0	30	30	130
Di-n-octylphthalate	4366	2814	64	4.6	30	30	130
3,3'-dichlorobenzidine	4366	2284	52	10.9	30	30	130
Benzo(b)fluoranthene	4366	2650	61	3.3	30	30	130
Benzo(k)fluoranthene	4366	2703	62	3.2	30	30	130
Benzo(a)pyrene	4366	2505	57	0.0	30	30	130
Indeno(1,2,3-cd)pyrene	4366	2586	59	5.2	30	30	130
Dibenz(a,h)anthracene	4366	2607	60	1.7	30	30	130
Benzo(ghi)perylene	4366	2620	60	5.1	30	30	130

FORM III SV

4B

SEMIVOLATILE METHOD BLANK SUMMARY

Client ID: BY06962 BLANK

Lab Name: Phoenix Environmental Labs Client:

Lab Code: Phoenix Case No.: SAS No.: SDG No.: GBY06958

Lab File ID: 0424_13.D Lab Sample ID: BY06962 BLK

Instrument ID: CHEM06 Date Extracted: 04/24/2017

Matrix: (soil/water) Soil Date Analyzed: 04/24/2017

Level: (low/med) Time Analyzed: 21:26

QC Batch Id: 383938

THIS METHOD BLANK APPLIES TO THE FOLLOWING SAMPLES, MS AND MSD:

	CLIENT SAMPLE NO.	LAB SAMPLE ID	LAB FILE ID	DATE ANALYZED
01	BY06962 LCS	BY06962 LCS	CHEM06 - 0424_14.D	04/24/17
02	BY06962 LCSD	BY06962 LCSD	CHEM06 - 0424_15.D	04/24/17
03	B3-2 S-2 MS	BY06962 MS	CHEM06 - 0424_16.D	04/24/17
04	B3-2 S-2 MSD	BY06962 MSD	CHEM06 - 0424_17.D	04/24/17
05	B3-2 S-2	BY06962	CHEM06 - 0424_18.D	04/24/17
06	B3-2 S-1	BY06961	CHEM06 - 0424_22.D	04/25/17
07	SW-1 S-3	BY06969	CHEM06 - 0424_24.D	04/25/17
08	MW-6 S-1	BY06970	CHEM06 - 0424_25.D	04/25/17
09	FD-4 S-1	BY06975	CHEM06 - 0424_26.D	04/25/17
10	FD-1	BY06980	CHEM06 - 0424_27.D	04/25/17
11	B4-1 S-1	BY06958	CHEM06 - 0424_38.D	04/25/17
12	B4-1 S-2	BY06959	CHEM06 - 0424_39.D	04/25/17
13	B2-1 S-1 10X	BY06966 10X	CHEM27 - 0425_23.D	04/25/17
14				
15				

COMMENTS:

FORM IV SV

5B

SEMIVOLATILE ORGANIC INSTRUMENT PERFORMANCE CHECK

DECAFLUOROTRIPHENYLPHOSPHINE (DFTPP)

Lab Name: Phoenix Environmental Labs Client:

Lab Code: Phoenix Case No.: SAS No.: SDG No.: GBY06958

Lab File ID: 0424_01.D DFTPP Injection Date: 04/24/17

Instrument ID: CHEM06 DFTPP Injection Time: 08:47

AutoFind: Scans 946, 947, 948; Background Corrected with Scan 941

m/e	ION ABUNDANCE CRITERIA	% RELATIVE ABUNDANCE	
51	10.0 - 80.0% of mass 198	34.8	
68	Less than 2.0% of mass 69	0.0	(0.0)1
69	Mass 69 relative abundance	39.3	
70	Less than 2.0% of mass 69	0.3	(0.1)1
127	10.0 - 80.0% of mass 198	50.2	
197	Less than 2.0% of mass 198	0.0	
198	Base Peak, 100% relative abundance	100.0	
199	5.0 to 9.0% of mass 198	6.6	
275	10.0 - 60.0% of mass 198	24.3	
365	Greater than 1.0% of mass 198	3.3	
441	Present, but less than mass 442	2.7	
442	Greater than 50.0% of mass 198	65.2	
443	15.0 - 24.0% of mass 442	20.2	

1-Value is % mass 69

THIS CHECK APPLIES TO THE FOLLOWING SAMPLES, MS, MSD, BLANKS, AND STANDARDS:

	CLIENT ID	LAB SAMPLE ID	LAB FILE ID	DATE ANALYZED	TIME ANALYZED	*
01	ICAL 30	30PPM 8270;12T	0424_02.D	04/24/17	09:11	
02	ICAL 100	100PPM 8270	0424_03.D	04/24/17	09:48	
03	ICAL 70	70PPM 8270	0424_04.D	04/24/17	10:12	
04	ICAL 50	50PPM 8270	0424_05.D	04/24/17	10:35	
05	ICAL 20	20PPM 8270	0424_06.D	04/24/17	10:58	
06	ICAL 3.5	3.5PPM 8270	0424_08.D	04/24/17	11:45	
07	ICAL 1	1.0PPM 8270	0424_09.D	04/24/17	12:08	
08	ICAL 10	10PPM 8270	0424_07A.D	04/24/17	12:32	
09						
10						
11						
12						
13						
14						
15						
16						
17						
18						
19						
20						

(*) Outside 12 hr clock

FORM V SV

DFTPP

Data File : C:\SV2017\CHEM06\04APR\24\0424_01.D Vial: 1
Acq On : 24 Apr 2017 8:47 am Operator:
Sample : 50PPM DFTPP;11X Inst : Instrumen
Misc : Multiplr: 1.00
MS Integration Params: rteint.p

Method : H:\SV2017\CHEM06\METHODS\TAIL_DEG7.M (RTE Integrator)
Title : Semivolatiles by GC/MS - EPA Method 625/8270

AutoFind: Scans 946, 947, 948; Background Corrected with Scan 941

Target Mass	Rel. to Mass	Lower Limit%	Upper Limit%	Rel. Abn%	Raw Abn	Result Pass/Fail
51	198	10	80	34.8	31942	PASS
68	69	0.00	2	0.0	0	PASS
70	69	0.00	2	0.3	119	PASS
127	198	10	80	50.2	46053	PASS
197	198	0.00	2	0.0	0	PASS
198	198	50	100	100.0	91773	PASS
199	198	5	9	6.6	6040	PASS
275	198	10	60	24.3	22345	PASS
365	198	1	100	3.3	2999	PASS
441	442	0.01	24	2.7	1612	PASS
442	198	50	200	65.2	59792	PASS
443	442	15	24	20.2	12090	PASS

0424_01.D TAIL_DEG7.M Mon Apr 24 09:31:18 2017

5B

SEMIVOLATILE ORGANIC INSTRUMENT PERFORMANCE CHECK

DECAFLUOROTRIPHENYLPHOSPHINE (DFTPP)

Lab Name: Phoenix Environmental Labs Client:

Lab Code: Phoenix Case No.: SAS No.: SDG No.: GBY06958

Lab File ID: 0424_11.D DFTPP Injection Date: 04/24/17

Instrument ID: CHEM06 DFTPP Injection Time: 20:39

AutoFind: Averaged scan 942 to 951; Bkg corrected with scan 941

m/e	ION ABUNDANCE CRITERIA	% RELATIVE ABUNDANCE	
51	10.0 - 80.0% of mass 198	38.3	
68	Less than 2.0% of mass 69	0.0	(0.0)1
69	Mass 69 relative abundance	43.1	
70	Less than 2.0% of mass 69	0.6	(0.3)1
127	10.0 - 80.0% of mass 198	51.0	
197	Less than 2.0% of mass 198	0.0	
198	Base Peak, 100% relative abundance	100.0	
199	5.0 to 9.0% of mass 198	6.9	
275	10.0 - 60.0% of mass 198	23.9	
365	Greater than 1.0% of mass 198	3.2	
441	Present, but less than mass 442	1.0	
442	Greater than 50.0% of mass 198	66.9	
443	15.0 - 24.0% of mass 442	18.9	

1-Value is % mass 69

THIS CHECK APPLIES TO THE FOLLOWING SAMPLES, MS, MSD, BLANKS, AND STANDARDS:

	CLIENT ID	LAB SAMPLE ID	LAB FILE ID	DATE ANALYZED	TIME ANALYZED	*
01	CCAL 30	30PPM 8270;12T	0424_12.D	04/24/17	21:02	
02	BY06962 BLANK	BY06962 BLANK	0424_13.D	04/24/17	21:26	
03	BY06962 LCS	BY06962 LCS	0424_14.D	04/24/17	21:49	
04	BY06962 LCSD	BY06962 LCSD	0424_15.D	04/24/17	22:12	
05	B3-2 S-2 MS	BY06962 MS	0424_16.D	04/24/17	22:36	
06	B3-2 S-2 MSD	BY06962 MSD	0424_17.D	04/24/17	22:59	
07	B3-2 S-2	BY06962	0424_18.D	04/24/17	23:22	
08	B3-2 S-1	BY06961	0424_22.D	04/25/17	00:55	
09	SW-1 S-3	BY06969	0424_24.D	04/25/17	01:42	
10	MW-6 S-1	BY06970	0424_25.D	04/25/17	02:05	
11	FD-4 S-1	BY06975	0424_26.D	04/25/17	02:28	
12	FD-1	BY06980	0424_27.D	04/25/17	02:51	
13	B4-1 S-1	BY06958	0424_38.D	04/25/17	07:07	
14	B4-1 S-2	BY06959	0424_39.D	04/25/17	07:30	
15	CCAL 30	30PPM 8270;12T	0424_41.D	04/25/17	08:16	
16						
17						
18						
19						
20						

(*) Outside 12 hr clock

FORM V SV

DFTPP

Data Path : H:\SV2017\CHEM06\04APR\24\
Data File : 0424_11.D
Acq On : 24 Apr 2017 8:39 pm
Operator :
Sample : 50PPM DFTPP;11X
Misc :
ALS Vial : 1 Sample Multiplier: 1

Integration File: rteint.p

Method : H:\SV2017\CHEM06\METHODS\TAIL_DEG7.M
Title : Semivolatiles by GC/MS - EPA Method 625/8270
Last Update : Wed Dec 23 12:54:23 2015

AutoFind: Averaged scan 942 to 951; Bkg corrected with scan 941

Target Mass	Rel. to Mass	Lower Limit%	Upper Limit%	Rel. Abn%	Raw Abn	Result Pass/Fail
51	198	10	80	38.3	10394	PASS
68	69	0.00	2	0.0	0	PASS
70	69	0.00	2	0.6	70	PASS
127	198	10	80	51.0	13848	PASS
197	198	0.00	2	0.0	0	PASS
198	198	50	100	100.0	27143	PASS
199	198	5	9	6.8	1859	PASS
275	198	10	60	23.9	6481	PASS
365	198	1	100	3.2	857	PASS
441	442	0.01	24	1.0	188	PASS
442	198	50	200	66.9	18154	PASS
443	442	15	24	18.9	3436	PASS

TAIL_DEG7.M Tue Apr 25 13:32:46 2017

5B

SEMIVOLATILE ORGANIC INSTRUMENT PERFORMANCE CHECK

DECAFLUOROTRIPHENYLPHOSPHINE (DFTPP)

Lab Name: Phoenix Environmental Labs Client:

Lab Code: Phoenix Case No.: SAS No.: SDG No.: GBY06958

Lab File ID: 0419_01B.D DFTPP Injection Date: 04/19/17

Instrument ID: CHEM27 DFTPP Injection Time: 10:21

AutoFind: Averaged scan 1091 to 1102; Bkg corrected with scan 1090

m/e	ION ABUNDANCE CRITERIA	% RELATIVE ABUNDANCE	
51	10.0 - 80.0% of mass 198	35.8	
68	Less than 2.0% of mass 69	0.1	(0.0)1
69	Mass 69 relative abundance	49.9	
70	Less than 2.0% of mass 69	0.8	(0.4)1
127	10.0 - 80.0% of mass 198	46.4	
197	Less than 2.0% of mass 198	0.1	
198	Base Peak, 100% relative abundance	100.0	
199	5.0 to 9.0% of mass 198	6.1	
275	10.0 - 60.0% of mass 198	27.1	
365	Greater than 1.0% of mass 198	4.2	
441	Present, but less than mass 442	16.2	
442	Greater than 50.0% of mass 198	69.1	
443	15.0 - 24.0% of mass 442	18.5	

1-Value is % mass 69

THIS CHECK APPLIES TO THE FOLLOWING SAMPLES, MS, MSD, BLANKS, AND STANDARDS:

	CLIENT ID	LAB SAMPLE ID	LAB FILE ID	DATE ANALYZED	TIME ANALYZED	*
01	ICAL 30	30PPM 8270;12T	0419_02B.D	04/19/17	10:44	
02	ICAL 100	100PPM 8270;	0419_03.D	04/19/17	11:34	
03	ICAL 70	70PPM 8270;	0419_04.D	04/19/17	11:56	
04	ICAL 50	50PPM 8270;	0419_05.D	04/19/17	12:18	
05	ICAL 20	20PPM 8270;	0419_06.D	04/19/17	12:41	
06	ICAL 10	10PPM 8270;	0419_07.D	04/19/17	13:03	
07	ICAL 3.5	3.5PPM 8270;	0419_08.D	04/19/17	13:26	
08	ICAL 1	1.0PPM 8270;	0419_09.D	04/19/17	13:48	
09						
10						
11						
12						
13						
14						
15						
16						
17						
18						
19						
20						

(*) Outside 12 hr clock

FORM V SV

Data Path : C:\SV2017\CHEM27\04APR\19\
Data File : 0419_01B.D
Acq On : 19 Apr 2017 10:21 am
Operator :
Sample : 50PPM DFTPP;11X
Misc :
ALS Vial : 1 Sample Multiplier: 1

Integration File: rteint.p

Method : H:\SV2017\CHEM27\METHODS\TAIL_DEG7.M
Title : Semivolatiles by GC/MS - EPA Method 625/8270
Last Update : Mon Apr 17 12:56:56 2017

AutoFind: Averaged scan 1091 to 1102; Bkg corrected with scan 1090

Target Mass	Rel. to Mass	Lower Limit%	Upper Limit%	Rel. Abn%	Raw Abn	Result Pass/Fail
51	198	10	80	35.8	49606	PASS
68	69	0.00	2	0.1	43	PASS
70	69	0.00	2	0.8	527	PASS
127	198	10	80	46.4	64419	PASS
197	198	0.00	2	0.1	190	PASS
198	198	50	100	100.0	138746	PASS
199	198	5	9	6.1	8517	PASS
275	198	10	60	27.1	37618	PASS
365	198	1	100	4.2	5872	PASS
441	442	0.01	24	16.2	15570	PASS
442	198	50	200	69.1	95878	PASS
443	442	15	24	18.5	17728	PASS

TAIL_DEG7.M Wed Apr 19 11:03:42 2017

5B

SEMIVOLATILE ORGANIC INSTRUMENT PERFORMANCE CHECK

DECAFLUOROTRIPHENYLPHOSPHINE (DFTPP)

Lab Name: Phoenix Environmental Labs Client:

Lab Code: Phoenix Case No.: SAS No.: SDG No.: GBY06958

Lab File ID: 0425_01.D DFTPP Injection Date: 04/25/17

Instrument ID: CHEM27 DFTPP Injection Time: 08:06

AutoFind: Averaged scan 1086 to 1097; Bkg corrected with scan 1085

m/e	ION ABUNDANCE CRITERIA	% RELATIVE ABUNDANCE	
51	10.0 - 80.0% of mass 198	34.1	
68	Less than 2.0% of mass 69	0.2	(0.1)1
69	Mass 69 relative abundance	47.1	
70	Less than 2.0% of mass 69	0.5	(0.2)1
127	10.0 - 80.0% of mass 198	45.0	
197	Less than 2.0% of mass 198	0.1	
198	Base Peak, 100% relative abundance	100.0	
199	5.0 to 9.0% of mass 198	6.6	
275	10.0 - 60.0% of mass 198	27.1	
365	Greater than 1.0% of mass 198	4.4	
441	Present, but less than mass 442	16.4	
442	Greater than 50.0% of mass 198	65.4	
443	15.0 - 24.0% of mass 442	18.2	

1-Value is % mass 69

THIS CHECK APPLIES TO THE FOLLOWING SAMPLES, MS, MSD, BLANKS, AND STANDARDS:

	CLIENT ID	LAB SAMPLE ID	LAB FILE ID	DATE ANALYZED	TIME ANALYZED	*
01	CCAL 30	30PPM 8270;12T	0425_02.D	04/25/17	08:30	
02	B2-1 S-1 10X	BY06966 10X	0425_23.D	04/25/17	16:23	
03	CCAL 30	30PPM 8270;12T	0425_31.D	04/25/17	17:53	
04						
05						
06						
07						
08						
09						
10						
11						
12						
13						
14						
15						
16						
17						
18						
19						
20						

(*) Outside 12 hr clock

FORM V SV

tuner0425_01.txt
DFTPP

Data Path : C:\SV2017\CHEM27\04APR\25\
Data File : 0425_01.D
Acq On : 25 Apr 2017 8:06 am
Operator :
Sample : 50PPM DFTPP;11X
Misc :
ALS Vial : 1 Sample Multiplier: 1

Integration File: rteint.p

Method : H:\SV2017\CHEM27\METHODS\TAIL_DEG7.M
Title : Semivolatiles by GC/MS - EPA Method 625/8270
Last Update : Fri Apr 21 08:25:26 2017

AutoFind: Averaged scan 1086 to 1097; Bkg corrected with scan 1085

Target Mass	Rel. to Mass	Lower Limit%	Upper Limit%	Rel. Abn%	Raw Abn	Result Pass/Fail
51	198	10	80	34.1	9285	PASS
68	69	0.00	2	0.2	23	PASS
70	69	0.00	2	0.5	65	PASS
127	198	10	80	45.0	12227	PASS
197	198	0.00	2	0.1	24	PASS
198	198	50	100	100.0	27200	PASS
199	198	5	9	6.6	1790	PASS
275	198	10	60	27.1	7368	PASS
365	198	1	100	4.4	1202	PASS
441	442	0.01	24	16.4	2923	PASS
442	198	50	200	65.4	17788	PASS
443	442	15	24	18.2	3237	PASS

TAIL_DEG7.M Tue Apr 25 08:27:36 2017

8B
SEMIVOLATILE INTERNAL STANDARD AREA AND RT SUMMARY

Lab Name: Phoenix Environmental Labs Client:

Lab Code: Phoenix Case No.: SAS No.: SDG No.: GBY06958

Lab File ID (Standard): 0424_02.D Date Analyzed: 04/24/17

Instrument ID: CHEM06 Time Analyzed: 09:11

		IS1 (DCB) AREA	#	RT	#	IS2 (NPT) AREA	#	RT	#	IS3 (ANT) AREA	#	RT	#	File ID
	12 HOUR STD	217647		2.58		831740		3.55		445633		5.03		0424_02.D
	UPPER LIMIT	446176		3.08		1705067		4.05		913548		5.53		0424_02.D
	LOWER LIMIT	107735		2.08		411711		3.05		220588		4.53		0424_02.D
	CLIENT ID													
01	ICAL 30	217647		2.58		831740		3.55		445633		5.03		0424_02.D
02	ICAL 100	149709		2.58		490073		3.56		286159		5.03		0424_03.D
03	ICAL 70	158300		2.58		531485		3.55		306471		5.03		0424_04.D
04	ICAL 50	203043		2.58		710919		3.56		391139		5.03		0424_05.D
05	ICAL 20	216267		2.58		812929		3.55		442375		5.03		0424_06.D
06	ICAL 3.5	146409		2.58		526750		3.55		301741		5.03		0424_08.D
07	ICAL 1	148718		2.58		522578		3.55		300624		5.03		0424_09.D
08	ICAL 10	182439		2.58		668310		3.55		367452		5.03		0424_07A.D
09														
10														
11														
12														
13														
14														
15														
16														
17														
18														
19														
20														
21														
22														

IS1 (DCB) = 1,4-Dichlorobenzene-d4
IS2 (NPT) = 1,4-Naphthalene-d8
IS3 (ANT) = Acenaphthene-d10
IS4 (PHN) = Phenanthrene-d10
IS5 (CRY) = Chrysene-d12
IS6 (PRY) = Perylene-d12

AREA UPPER LIMIT = +100% of internal standard area
AREA LOWER LIMIT = - 50% of internal standard area
RT UPPER LIMIT = +0.50 minutes of internal standard RT
RT LOWER LIMIT = -0.50 minutes of internal standard RT

Column used to flag internal standard area values with an asterisk.
* Values outside of QC limits.

FORM VIII SV

8C
SEMIVOLATILE INTERNAL STANDARD AREA AND RT SUMMARY

Lab Name: Phoenix Environmental Labs Client:

Lab Code: Phoenix Case No.: SAS No.: SDG No.: GBY06958

Lab File ID (Standard): 0424_02.D Date Analyzed: 04/24/17

Instrument ID: CHEM06 Time Analyzed: 09:11

		IS4 (PHN) AREA	#	RT	#	IS5 (CRY) AREA	#	RT	#	IS6 (PRY) AREA	#	RT	#	File ID
	12 HOUR STD	799337		6.27		855049		8.58		782588		10.48		0424_02.D
	UPPER LIMIT	1638641		6.77		1752850		9.08		1604305		10.98		0424_02.D
	LOWER LIMIT	395672		5.77		423249		8.08		387381		9.98		0424_02.D
	CLIENT ID													
01	ICAL 30	799337		6.27		855049		8.58		782588		10.48		0424_02.D
02	ICAL 100	529403		6.28		627686		8.59		522542		10.49		0424_03.D
03	ICAL 70	548687		6.27		617442		8.58		536614		10.47		0424_04.D
04	ICAL 50	705444		6.28		755720		8.58		643927		10.48		0424_05.D
05	ICAL 20	807256		6.27		840466		8.58		745371		10.48		0424_06.D
06	ICAL 3.5	542807		6.27		553708		8.57		508373		10.47		0424_08.D
07	ICAL 1	554618		6.27		561049		8.57		511904		10.47		0424_09.D
08	ICAL 10	678757		6.27		695059		8.58		628143		10.47		0424_07A.D
09														
10														
11														
12														
13														
14														
15														
16														
17														
18														
19														
20														
21														
22														

IS1 (DCB) = 1,4-Dichlorobenzene-d4
IS2 (NPT) = 1,4-Naphthalene-d8
IS3 (ANT) = Acenaphthene-d10
IS4 (PHN) = Phenanthrene-d10
IS5 (CRY) = Chrysene-d12
IS6 (PRY) = Perylene-d12

AREA UPPER LIMIT = +100% of internal standard area
AREA LOWER LIMIT = - 50% of internal standard area
RT UPPER LIMIT = +0.50 minutes of internal standard RT
RT LOWER LIMIT = -0.50 minutes of internal standard RT

Column used to flag internal standard area values with an asterisk.
* Values outside of QC limits.

FORM VIII SV

8B
SEMIVOLATILE INTERNAL STANDARD AREA AND RT SUMMARY

Lab Name: Phoenix Environmental Labs Client:

Lab Code: Phoenix Case No.: SAS No.: SDG No.: GBY06958

Lab File ID (Standard): 0424_12.D Date Analyzed: 04/24/17

Instrument ID: CHEM06 Time Analyzed: 21:02

		IS1 (DCB) AREA	#	RT	#	IS2 (NPT) AREA	#	RT	#	IS3 (ANT) AREA	#	RT	#	File ID
	12 HOUR STD	181129		2.58		645047		3.55		368679		5.03		0424_12.D
	UPPER LIMIT	371314		3.08		1322346		4.05		755792		5.53		0424_12.D
	LOWER LIMIT	89659		2.08		319298		3.05		182496		4.53		0424_12.D
	CLIENT ID													
01	CCAL 30	181129		2.58		645047		3.55		368679		5.03		0424_12.D
02	BY06962 BLANK	166187		2.58		599518		3.55		339311		5.03		0424_13.D
03	BY06962 LCS	181374		2.58		664255		3.55		379943		5.03		0424_14.D
04	BY06962 LCSD	190995		2.58		676905		3.55		394481		5.03		0424_15.D
05	B3-2 S-2 MS	193074		2.58		714474		3.55		407113		5.03		0424_16.D
06	B3-2 S-2 MSD	174420		2.58		631196		3.55		362770		5.03		0424_17.D
07	B3-2 S-2	127552		2.58		443703		3.55		255677		5.02		0424_18.D
08	B3-2 S-1	161667		2.58		601977		3.55		363295		5.02		0424_22.D
09	SW-1 S-3	177571		2.58		636847		3.56		365658		5.03		0424_24.D
10	MW-6 S-1	194851		2.58		683658		3.56		400036		5.03		0424_25.D
11	FD-4 S-1	206248		2.58		789966		3.55		480485		5.03		0424_26.D
12	FD-1	223928		2.58		816938		3.56		479339		5.03		0424_27.D
13	B4-1 S-1	177935		2.58		676817		3.56		450227		5.03		0424_38.D
14	B4-1 S-2	187891		2.58		689103		3.56		413860		5.03		0424_39.D
15	CCAL 30	287333		2.59		1028004		3.56		584926		5.04		0424_41.D
16														
17														
18														
19														
20														
21														
22														

IS1 (DCB) = 1,4-Dichlorobenzene-d4
IS2 (NPT) = 1,4-Naphthalene-d8
IS3 (ANT) = Acenaphthene-d10
IS4 (PHN) = Phenanthrene-d10
IS5 (CRY) = Chrysene-d12
IS6 (PRY) = Perylene-d12

AREA UPPER LIMIT = +100% of internal standard area
AREA LOWER LIMIT = - 50% of internal standard area
RT UPPER LIMIT = +0.50 minutes of internal standard RT
RT LOWER LIMIT = -0.50 minutes of internal standard RT

Column used to flag internal standard area values with an asterisk.
* Values outside of QC limits.

FORM VIII SV

8C
SEMIVOLATILE INTERNAL STANDARD AREA AND RT SUMMARY

Lab Name: Phoenix Environmental Labs Client:

Lab Code: Phoenix Case No.: SAS No.: SDG No.: GBY06958

Lab File ID (Standard): 0424_12.D Date Analyzed: 04/24/17

Instrument ID: CHEM06 Time Analyzed: 21:02

		IS4 (PHN) AREA	#	RT	#	IS5 (CRY) AREA	#	RT	#	IS6 (PRY) AREA	#	RT	#	File ID
	12 HOUR STD	677803		6.27		702893		8.58		637305		10.47		0424_12.D
	UPPER LIMIT	1389496		6.77		1440931		9.08		1306475		10.97		0424_12.D
	LOWER LIMIT	335512		5.77		347932		8.08		315466		9.97		0424_12.D
	CLIENT ID													
01	CCAL 30	677803		6.27		702893		8.58		637305		10.47		0424_12.D
02	BY06962 BLANK	629741		6.27		615070		8.57		571949		10.47		0424_13.D
03	BY06962 LCS	686032		6.27		732441		8.58		654325		10.47		0424_14.D
04	BY06962 LCSD	714609		6.27		759166		8.58		663013		10.47		0424_15.D
05	B3-2 S-2 MS	751492		6.27		781257		8.58		710831		10.47		0424_16.D
06	B3-2 S-2 MSD	669426		6.27		697797		8.58		633874		10.47		0424_17.D
07	B3-2 S-2	474522		6.27		479621		8.57		446285		10.46		0424_18.D
08	B3-2 S-1	698553		6.27		948975		8.58		743907		10.50		0424_22.D
09	SW-1 S-3	687511		6.28		776324		8.58		680485		10.50		0424_24.D
10	MW-6 S-1	731890		6.28		839707		8.58		682686		10.49		0424_25.D
11	FD-4 S-1	968766		6.28		1203694		8.59		987258		10.52		0424_26.D
12	FD-1	921829		6.29		1101815		8.59		983515		10.52		0424_27.D
13	B4-1 S-1	979154		6.29		1188049		8.61		988723		10.56		0424_38.D
14	B4-1 S-2	793120		6.29		968565		8.59		869397		10.52		0424_39.D
15	CCAL 30	1131470		6.29		1505590	*	8.61		1118599		10.53		0424_41.D
16														
17														
18														
19														
20														
21														
22														

IS1 (DCB) = 1,4-Dichlorobenzene-d4
IS2 (NPT) = 1,4-Naphthalene-d8
IS3 (ANT) = Acenaphthene-d10
IS4 (PHN) = Phenanthrene-d10
IS5 (CRY) = Chrysene-d12
IS6 (PRY) = Perylene-d12

AREA UPPER LIMIT = +100% of internal standard area
AREA LOWER LIMIT = - 50% of internal standard area
RT UPPER LIMIT = +0.50 minutes of internal standard RT
RT LOWER LIMIT = -0.50 minutes of internal standard RT

Column used to flag internal standard area values with an asterisk.
* Values outside of QC limits.

FORM VIII SV

8B
SEMIVOLATILE INTERNAL STANDARD AREA AND RT SUMMARY

Lab Name: Phoenix Environmental Labs Client:

Lab Code: Phoenix Case No.: SAS No.: SDG No.: GBY06958

Lab File ID (Standard): 0419_02B.D Date Analyzed: 04/19/17

Instrument ID: CHEM27 Time Analyzed: 10:44

	IS1 (DCB) AREA #	RT #	IS2 (NPT) AREA #	RT #	IS3 (ANT) AREA #	RT #	File ID
12 HOUR STD	204354	3.80	801221	4.83	460703	6.37	0419_02B.D
UPPER LIMIT	418926	4.30	1642503	5.33	944441	6.87	0419_02B.D
LOWER LIMIT	101155	3.30	396604	4.33	228048	5.87	0419_02B.D
CLIENT ID							
01 ICAL 30	204354	3.80	801221	4.83	460703	6.37	0419_02B.D
02 ICAL 100	202029	3.80	1069409	4.84	494693	6.37	0419_03.D
03 ICAL 70	190729	3.80	876854	4.83	428299	6.37	0419_04.D
04 ICAL 50	190623	3.80	853711	4.83	450333	6.37	0419_05.D
05 ICAL 20	243597	3.79	986962	4.83	570190	6.37	0419_06.D
06 ICAL 10	220864	3.79	842892	4.83	503781	6.36	0419_07.D
07 ICAL 3.5	163619	3.79	607585	4.83	378525	6.36	0419_08.D
08 ICAL 1	173905	3.79	634527	4.83	392051	6.36	0419_09.D
09							
10							
11							
12							
13							
14							
15							
16							
17							
18							
19							
20							
21							
22							

IS1 (DCB) = 1,4-Dichlorobenzene-d4
IS2 (NPT) = 1,4-Naphthalene-d8
IS3 (ANT) = Acenaphthene-d10
IS4 (PHN) = Phenanthrene-d10
IS5 (CRY) = Chrysene-d12
IS6 (PRY) = Perylene-d12

AREA UPPER LIMIT = +100% of internal standard area
AREA LOWER LIMIT = - 50% of internal standard area
RT UPPER LIMIT = +0.50 minutes of internal standard RT
RT LOWER LIMIT = -0.50 minutes of internal standard RT

Column used to flag internal standard area values with an asterisk.
* Values outside of QC limits.

FORM VIII SV

8C
SEMIVOLATILE INTERNAL STANDARD AREA AND RT SUMMARY

Lab Name: Phoenix Environmental Labs Client:

Lab Code: Phoenix Case No.: SAS No.: SDG No.: GBY06958

Lab File ID (Standard): 0419_02B.D Date Analyzed: 04/19/17

Instrument ID: CHEM27 Time Analyzed: 10:44

		IS4 (PHN) AREA	#	RT	#	IS5 (CRY) AREA	#	RT	#	IS6 (PRY) AREA	#	RT	#	File ID
	12 HOUR STD	948020		7.66		1156087		10.73		1107457		14.10		0419_02B.D
	UPPER LIMIT	1943441		8.16		2369978		11.23		2270287		14.60		0419_02B.D
	LOWER LIMIT	469270		7.16		572263		10.23		548191		13.60		0419_02B.D
	CLIENT ID													
01	ICAL 30	948020		7.66		1156087		10.73		1107457		14.10		0419_02B.D
02	ICAL 100	1051987		7.67		1206857		10.76		1109688		14.13		0419_03.D
03	ICAL 70	904101		7.66		1029449		10.74		973352		14.10		0419_04.D
04	ICAL 50	952140		7.66		1068775		10.73		977596		14.10		0419_05.D
05	ICAL 20	1217031		7.66		1305190		10.73		1217422		14.10		0419_06.D
06	ICAL 10	1041445		7.66		1122933		10.73		1070659		14.09		0419_07.D
07	ICAL 3.5	762929		7.65		847359		10.72		834459		14.08		0419_08.D
08	ICAL 1	801003		7.65		888842		10.72		866721		14.08		0419_09.D
09														
10														
11														
12														
13														
14														
15														
16														
17														
18														
19														
20														
21														
22														

IS1 (DCB) = 1,4-Dichlorobenzene-d4
IS2 (NPT) = 1,4-Naphthalene-d8
IS3 (ANT) = Acenaphthene-d10
IS4 (PHN) = Phenanthrene-d10
IS5 (CRY) = Chrysene-d12
IS6 (PRY) = Perylene-d12

AREA UPPER LIMIT = +100% of internal standard area
AREA LOWER LIMIT = - 50% of internal standard area
RT UPPER LIMIT = +0.50 minutes of internal standard RT
RT LOWER LIMIT = -0.50 minutes of internal standard RT

Column used to flag internal standard area values with an asterisk.
* Values outside of QC limits.

FORM VIII SV

8B
SEMIVOLATILE INTERNAL STANDARD AREA AND RT SUMMARY

Lab Name: Phoenix Environmental Labs Client:

Lab Code: Phoenix Case No.: SAS No.: SDG No.: GBY06958

Lab File ID (Standard): 0425_02.D Date Analyzed: 04/25/17

Instrument ID: CHEM27 Time Analyzed: 08:30

		IS1 (DCB) AREA	#	RT	#	IS2 (NPT) AREA	#	RT	#	IS3 (ANT) AREA	#	RT	#	File ID
	12 HOUR STD	266313		3.62		988153		4.65		458687		6.17		0425_02.D
	UPPER LIMIT	545942		4.12		2025714		5.15		940308		6.67		0425_02.D
	LOWER LIMIT	131825		3.12		489136		4.15		227050		5.67		0425_02.D
	CLIENT ID													
01	CCAL 30	266313		3.62		988153		4.65		458687		6.17		0425_02.D
02	B2-1 S-1 10X	241421		3.61		921010		4.65		508976		6.17		0425_23.D
03	CCAL 30	408163		3.62		1688225		4.65		779024		6.17		0425_31.D
04														
05														
06														
07														
08														
09														
10														
11														
12														
13														
14														
15														
16														
17														
18														
19														
20														
21														
22														

IS1 (DCB) = 1,4-Dichlorobenzene-d4
IS2 (NPT) = 1,4-Naphthalene-d8
IS3 (ANT) = Acenaphthene-d10
IS4 (PHN) = Phenanthrene-d10
IS5 (CRY) = Chrysene-d12
IS6 (PRY) = Perylene-d12

AREA UPPER LIMIT = +100% of internal standard area
AREA LOWER LIMIT = - 50% of internal standard area
RT UPPER LIMIT = +0.50 minutes of internal standard RT
RT LOWER LIMIT = -0.50 minutes of internal standard RT

Column used to flag internal standard area values with an asterisk.
* Values outside of QC limits.

FORM VIII SV

8C
SEMIVOLATILE INTERNAL STANDARD AREA AND RT SUMMARY

Lab Name: Phoenix Environmental Labs Client:

Lab Code: Phoenix Case No.: SAS No.: SDG No.: GBY06958

Lab File ID (Standard): 0425_02.D Date Analyzed: 04/25/17

Instrument ID: CHEM27 Time Analyzed: 08:30

		IS4 (PHN) AREA	#	RT	#	IS5 (CRY) AREA	#	RT	#	IS6 (PRY) AREA	#	RT	#	File ID
	12 HOUR STD	965577		7.47		1015919		10.39		949372		13.56		0425_02.D
	UPPER LIMIT	1979433		7.97		2082634		10.89		1946213		14.06		0425_02.D
	LOWER LIMIT	477961		6.97		502880		9.89		469939		13.06		0425_02.D
	CLIENT ID													
01	CCAL 30	965577		7.47		1015919		10.39		949372		13.56		0425_02.D
02	B2-1 S-1 10X	1021922		7.47		1140089		10.39		1091069		13.56		0425_23.D
03	CCAL 30	1669978		7.47		1843726		10.40		1725550		13.57		0425_31.D
04														
05														
06														
07														
08														
09														
10														
11														
12														
13														
14														
15														
16														
17														
18														
19														
20														
21														
22														

IS1 (DCB) = 1,4-Dichlorobenzene-d4
IS2 (NPT) = 1,4-Naphthalene-d8
IS3 (ANT) = Acenaphthene-d10
IS4 (PHN) = Phenanthrene-d10
IS5 (CRY) = Chrysene-d12
IS6 (PRY) = Perylene-d12

AREA UPPER LIMIT = +100% of internal standard area
AREA LOWER LIMIT = - 50% of internal standard area
RT UPPER LIMIT = +0.50 minutes of internal standard RT
RT LOWER LIMIT = -0.50 minutes of internal standard RT

Column used to flag internal standard area values with an asterisk.
* Values outside of QC limits.

FORM VIII SV

CLIENT ID

SEMIVOLATILE ORGANICS ANALYSIS DATA SHEET

B4-1 S-1

Client: NETC Lab: Phoenix Env. Labs

SDG No.: GBY06958 Lab Sample ID: BY06958

Sample wt/vol: 15.17 (g/mL) g Lab File ID: 0424_38.D

Concentrated Extract Volume: 1000 (uL) Date Received: 04/19/17

% Moisture: 21 Date Extracted: 04/24/17

Instrument: CHEM06 Inj. Vol. 1.0 (uL) Date Analyzed: 04/25/17

GPC Cleanup:(Y/N) N pH: Dilution Factor: 1

Matrix: (soil/water) Soil CONCENTRATION UNITS:(ug/L or ug/Kg) ug/Kg

CAS NO.	COMPOUND	CONC.	Q	MDL	PQL	R
62-75-9	N-Nitrosodimethylamine	290	U	120	290	r
110-86-1	Pyridine	290	U	100	290	r
108-95-2	Phenol	290	U	130	290	r
111-44-4	Bis(2-chloroethyl)ether	210	U	110	210	r
62-53-3	Aniline	330	U	330	330	r
95-57-8	2-Chlorophenol	290	U	120	290	r
541-73-1	1,3-Dichlorobenzene	290	U	120	290	r
106-46-7	1,4-Dichlorobenzene	290	U	120	290	r
95-50-1	1,2-Dichlorobenzene	290	U	120	290	r
95-48-7	2-Methylphenol (o-cresol)	290	U	200	290	r
39638-32-9	Bis(2-chloroisopropyl)ether	290	U	120	290	r
621-64-7	N-Nitrosodi-n-propylamine	210	U	140	210	r
HNX - M&P CRESOL	3&4-Methylphenol (m&p-cresol)	290	U	160	290	r
98-86-2	Acetophenone	400		130	290	r
67-72-1	Hexachloroethane	210	U	130	210	r
98-95-3	Nitrobenzene	210	U	150	210	r
78-59-1	Isophorone	210	U	120	210	r
88-75-5	2-Nitrophenol	290	U	260	290	r
105-67-9	2,4-Dimethylphenol	290	U	100	290	r
111-91-1	Bis(2-chloroethoxy)methane	290	U	120	290	r
65-85-0	Benzoic Acid	2100	U	830	2100	r
120-83-2	2,4-Dichlorophenol	210	U	150	210	r
120-82-1	1,2,4-Trichlorobenzene	290	U	130	290	r
91-20-3	Naphthalene	290	U	120	290	r
106-47-8	4-Chloroaniline	330	U	190	330	r
87-68-3	Hexachlorobutadiene	290	U	150	290	r
59-50-7	4-Chloro-3-methylphenol	290	U	150	290	r
91-57-6	2-Methylnaphthalene	290	U	120	290	r
77-47-4	Hexachlorocyclopentadiene	290	U	130	290	r
95-94-3	1,2,4,5-Tetrachlorobenzene	290	U	150	290	r
88-06-2	2,4,6-Trichlorophenol	210	U	130	210	r
95-95-4	2,4,5-Trichlorophenol	290	U	230	290	r
91-58-7	2-Chloronaphthalene	290	U	120	290	r
100-01-6	4-Nitroaniline	420	U	140	420	r
131-11-3	Dimethylphthalate	290	U	130	290	r
606-20-2	2,6-Dinitrotoluene	210	U	130	210	r

FORM I SV

r=Result Reported U=Not Detected D=Reported Dilution E/J=Estimated Value X=Not Used S=Lab Solvent

CLIENT ID

SEMIVOLATILE ORGANICS ANALYSIS DATA SHEET

B4-1 S-1

Client: NETC Lab: Phoenix Env. Labs

SDG No.: GBY06958 Lab Sample ID: BY06958

Sample wt/vol: 15.17 (g/mL) g Lab File ID: 0424_38.D

Concentrated Extract Volume: 1000 (uL) Date Received: 04/19/17

% Moisture: 21 Date Extracted: 04/24/17

Instrument: CHEM06 Inj. Vol. 1.0 (uL) Date Analyzed: 04/25/17

GPC Cleanup:(Y/N) N pH: Dilution Factor: 1

Matrix: (soil/water) Soil CONCENTRATION UNITS:(ug/L or ug/Kg) ug/Kg

CAS NO.	COMPOUND	CONC.	Q	MDL	PQL	R
208-96-8	Acenaphthylene	130	J	120	290	r
99-09-2	3-Nitroaniline	420	U	830	420	r
83-32-9	Acenaphthene	140	J	130	290	r
51-28-5	2,4-Dinitrophenol	290	U	290	290	r
132-64-9	Dibenzofuran	290	U	120	290	r
121-14-2	2,4-Dinitrotoluene	210	U	160	210	r
100-02-7	4-Nitrophenol	420	U	190	420	r
84-66-2	Diethyl phthalate	290	U	130	290	r
86-73-7	Fluorene	140	J	140	290	r
7005-72-3	4-Chlorophenyl phenyl ether	290	U	140	290	r
88-74-4	2-Nitroaniline	290	U	290	290	r
534-52-1	4,6-Dinitro-2-methylphenol	250	U	83	250	r
86-30-6	N-Nitrosodiphenylamine	290	U	160	290	r
122-66-7	Azobenzene	290	U	140	290	r
101-55-3	4-Bromophenyl phenyl ether	290	U	120	290	r
118-74-1	Hexachlorobenzene	210	U	120	210	r
87-86-5	Pentachlorophenol	430		160	250	r
82-68-8	Pentachloronitrobenzene	290	U	160	290	r
85-01-8	Phenanthrene	1100		120	290	r
120-12-7	Anthracene	340		140	290	r
86-74-8	Carbazole	210	U	170	210	r
84-74-2	Di-n-butylphthalate	290	U	110	290	r
206-44-0	Fluoranthene	1900		140	290	r
92-87-5	Benzidine	420	U	250	420	r
129-00-0	Pyrene	290	U	140	290	r
85-68-7	Benzyl butyl phthalate	290	U	110	290	r
117-81-7	Bis(2-ethylhexyl)phthalate	140	J	120	290	r
56-55-3	Benz(a)anthracene	870		140	290	r
218-01-9	Chrysene	890		140	290	r
117-84-0	Di-n-octylphthalate	290	U	110	290	r
91-94-1	3,3'-dichlorobenzidine	210	U	200	210	r
205-99-2	Benzo(b)fluoranthene	810		140	290	r
207-08-9	Benzo(k)fluoranthene	760		140	290	r
50-32-8	Benzo(a)pyrene	670		140	210	r
193-39-5	Indeno(1,2,3-cd)pyrene	740		140	290	r
53-70-3	Dibenz(a,h)anthracene	210	U	140	210	r

FORM I SV

r=Result Reported U=Not Detected D=Reported Dilution E/J=Estimated Value X=Not Used S=Lab Solvent

CLIENT ID

SEMIVOLATILE ORGANICS ANALYSIS DATA SHEET

B4-1 S-1

Client: NETC Lab: Phoenix Env. Labs

SDG No.: GBY06958 Lab Sample ID: BY06958

Sample wt/vol: 15.17 (g/mL) g Lab File ID: 0424_38.D

Concentrated Extract Volume: 1000 (uL) Date Received: 04/19/17

% Moisture: 21 Date Extracted: 04/24/17

Instrument: CHEM06 Inj. Vol. 1.0 (uL) Date Analyzed: 04/25/17

GPC Cleanup:(Y/N) N pH: Dilution Factor: 1

Matrix: (soil/water) Soil CONCENTRATION UNITS:(ug/L or ug/Kg) ug/Kg

CAS NO.	COMPOUND	CONC.	Q	MDL	PQL	R
191-24-2	Benzo(ghi)perylene	720		140	290	r

FORM I SV

r=Result Reported U=Not Detected D=Reported Dilution E/J=Estimated Value X=Not Used S=Lab Solvent

Quantitation Report (QT Reviewed)

Data Path : H:\SV2017\CHEM06\04APR\24\
Data File : 0424_38.D
Acq On : 25 Apr 2017 7:07 am
Operator :
Client ID : B4-1 S-1
Lab ID : BY06958
ALS Vial : 27 Sample Multiplier: 1

Quant Time: Apr 25 09:32:17 2017
Quant Method : H:\SV2017\CHEM06\METHODS\SV_0424.M
Quant Title : Semivolatiles by GC/MS - EPA Method 625/8270
QLast Update : Mon Apr 24 12:54:51 2017
Response via : Initial Calibration

Compound	R.T.	QIon	Response	Conc	Units		Dev(Min)
Internal Standards							
1) 1,4-Dichlorobenzene-d4	2.583	152	177935	40.000	ng		0.00
23) Naphthalene-d8	3.559	136	676817	40.000	ng		0.00
41) Acenaphthene-d10	5.033	164	450227	40.000	ng		0.00
65) Phenanthrene-d10	6.285	188	979154	40.000	ng		0.01
81) Chrysene-d12	8.606	240	1188049	40.000	ng		0.02
88) Perylene-d12	10.562	264	988723	40.000	ng		0.08
System Monitoring Compounds							
5) % 2-Fluorophenol	1.814	112	200219	46.238	ng		0.02
Spiked Amount 75.000	Range 30 - 130		Recovery =	61.65%			
6) % Phenol-d5	2.401	99	254737	47.282	ng		0.01
Spiked Amount 75.000	Range 30 - 130		Recovery =	63.04%			
21) % Nitrobenzene-d5	3.018	82	147710	32.382	ng		0.00
Spiked Amount 50.000	Range 30 - 130		Recovery =	64.76%			
44) % 2-Fluorobiphenyl	4.475	172	386524	29.085	ng		0.00
Spiked Amount 50.000	Range 30 - 130		Recovery =	58.18%			
66) % 2,4,6-Tribromophenol	5.715	62	64690	47.822	ng		0.00
Spiked Amount 75.000	Range 30 - 130		Recovery =	63.76%			
80) % Terphenyl-d14	7.689	244	691851	41.855	ng		0.02
Spiked Amount 50.000			Recovery =	83.72%			
Target Compounds							Qvalue
19) Acetophenone	2.901	105	30907	4.831	ng		96
50) Acenaphthylene	4.898	152	27138	1.508	ng		98
52) Acenaphthene	5.057	154	18343	1.666	ng		85
59) Fluorene	5.486	166	23572	1.703	ng		95
69) Pentachlorophenol	6.203	266	12358	5.095	ng		99
72) Phenanthrene	6.303	178	319324	13.640	ng		100
73) Anthracene	6.338	178	96406	4.106	ng	#	94
77) Fluoranthene	7.325	202	592966	22.452	ng		99
83) Bis(2-ethylhexyl)phtha...	8.723	149	32911	1.698	ng		94
84) Benz(a)anthracene	8.588	228	297139	10.445	ng	#	92
85) Chrysene	8.623	228	280517	10.687	ng		93
89) Benzo(b)fluoranthene	9.939	252	250300	9.737	ng	#	78
90) Benzo(k)fluoranthene	9.963	252	210067m	9.111	ng		
91) Benzo(a)pyrene	10.363	252	189432	7.975	ng		92
92) Indeno(1,2,3-cd)pyrene	12.660	276	188531	8.913	ng	#	89
94) Benzo(ghi)perylene	13.236	276	195293	8.669	ng		98

(#)out of range (m)manual integration reviewed by analyst (+)signals summed

Quantitation Report (QT Reviewed)

Data Path : H:\SV2017\CHEM06\04APR\24\
Data File : 0424_38.D
Acq On : 25 Apr 2017 7:07 am
Operator :
Client ID : B4-1 S-1
Lab ID : BY06958
ALS Vial : 27 Sample Multiplier: 1

Quant Time: Apr 25 09:32:17 2017
Quant Method : H:\SV2017\CHEM06\METHODS\SV_0424.M
Quant Title : Semivolatiles by GC/MS - EPA Method 625/8270
QLast Update : Mon Apr 24 12:54:51 2017
Response via : Initial Calibration

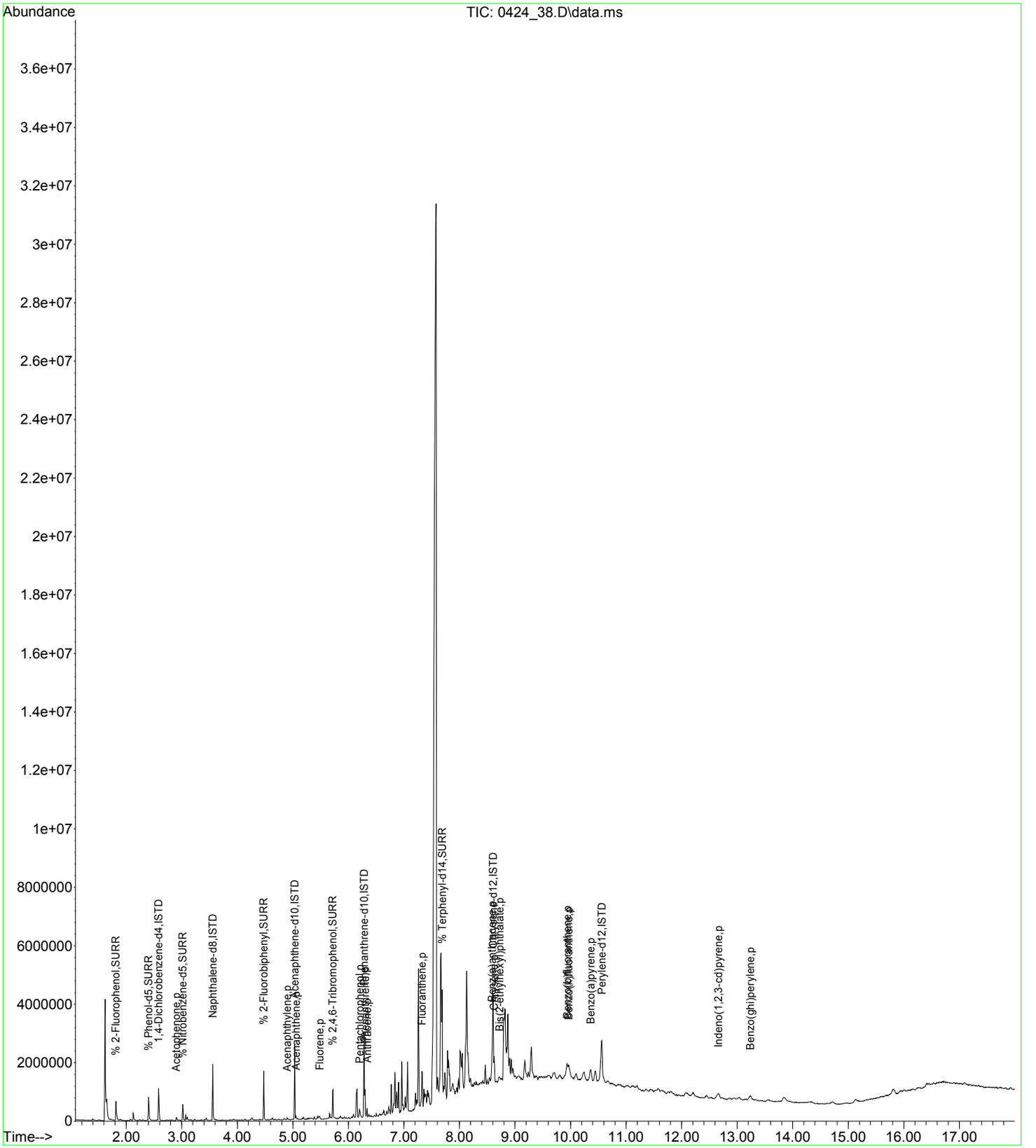

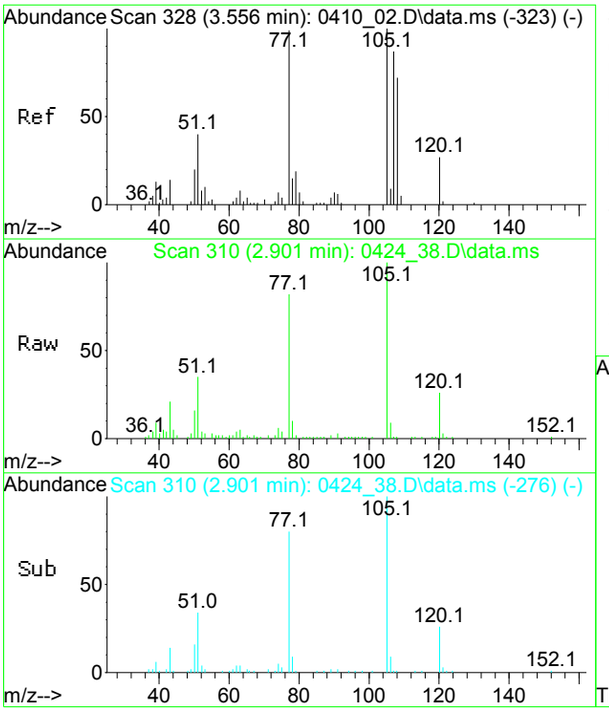

#19
Acetophenone
Concen: 4.83 ng
RT: 2.901 min Scan# 310
Delta R.T. -0.000 min
Lab File: 0424_38.D
Acq: 25 Apr 2017 7:07 am

Tgt Ion:105 Resp: 30907

Ion	Ratio	Lower	Upper
105	100		
77	70.6	52.6	97.6
120	24.4	17.0	31.6

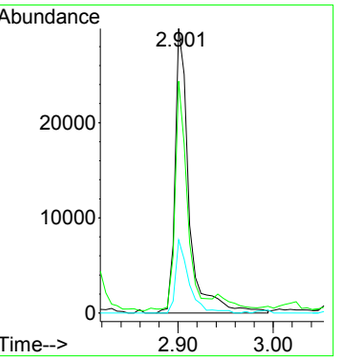

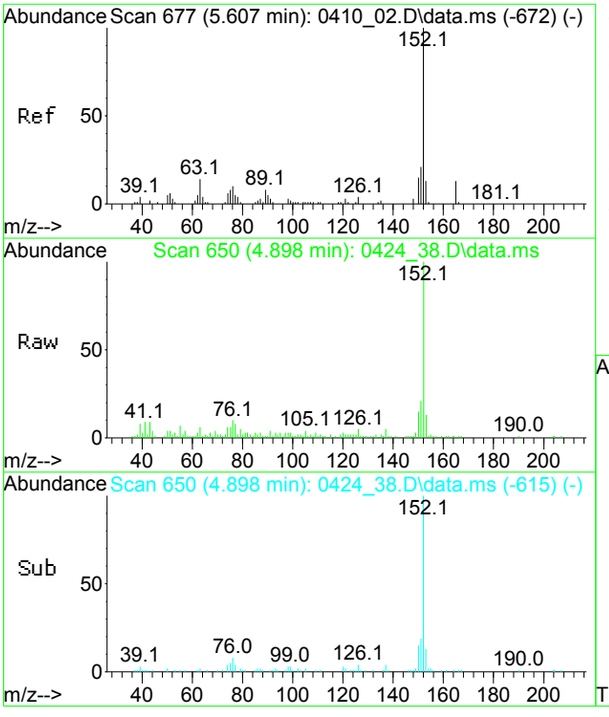

#50
Acenaphthylene
Concen: 1.51 ng
RT: 4.898 min Scan# 650
Delta R.T. 0.006 min
Lab File: 0424_38.D
Acq: 25 Apr 2017 7:07 am

Tgt Ion:152 Resp: 27138

Ion	Ratio	Lower	Upper
152	100		
151	19.8	14.7	27.3
150	14.0	10.1	18.7

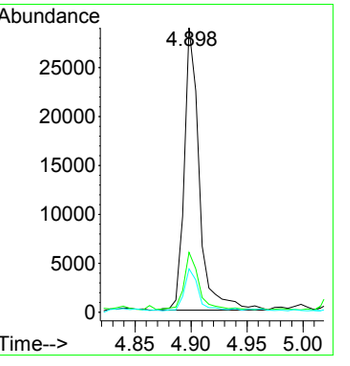

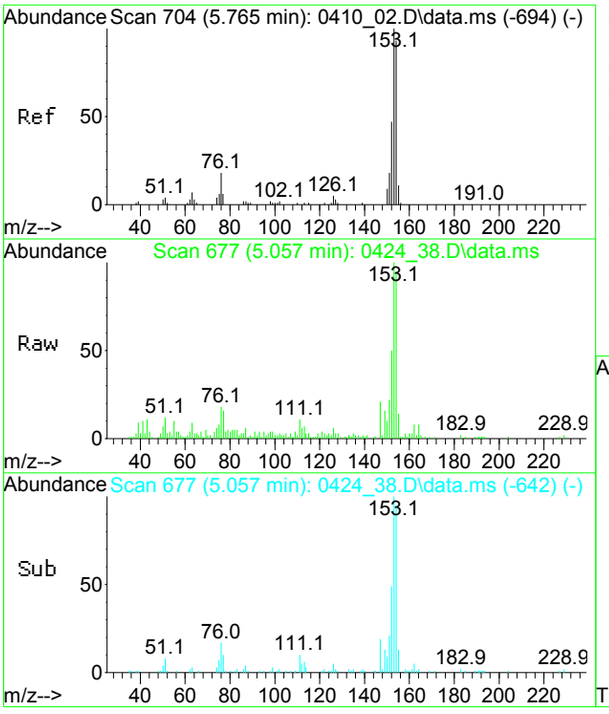

#52
Acenaphthene
Concen: 1.67 ng
RT: 5.057 min Scan# 677
Delta R.T. 0.006 min
Lab File: 0424_38.D
Acq: 25 Apr 2017 7:07 am

Tgt Ion:154 Resp: 18343

Ion	Ratio	Lower	Upper
154	100		
153	92.0	75.3	139.8
152	41.3	36.3	67.5

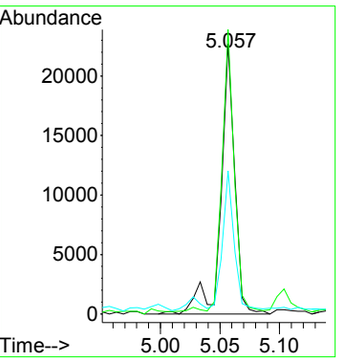



#59
Fluorene
Concen: 1.70 ng
RT: 5.486 min Scan# 750
Delta R.T. 0.006 min
Lab File: 0424_38.D
Acq: 25 Apr 2017 7:07 am

Tgt Ion:166 Resp: 23572

Ion	Ratio	Lower	Upper
166	100		
165	99.0	65.7	121.9
163	16.6	11.1	20.7

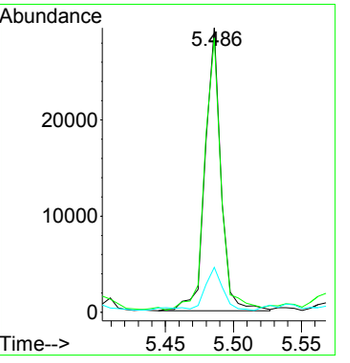

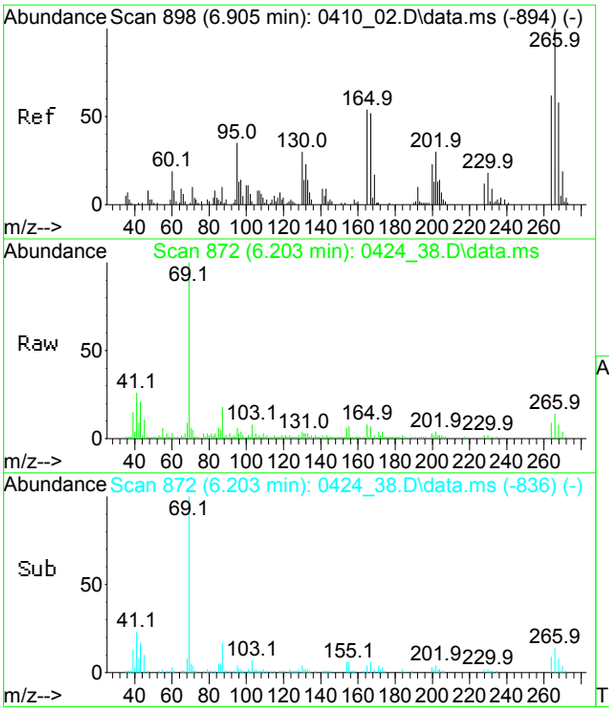

#69
Pentachlorophenol
Concen: 5.10 ng
RT: 6.203 min Scan# 872
Delta R.T. 0.012 min
Lab File: 0424_38.D
Acq: 25 Apr 2017 7:07 am

Tgt Ion:266 Resp: 12358

Ion	Ratio	Lower	Upper
266	100		
268	60.0	41.2	76.6
264	62.6	44.3	82.3

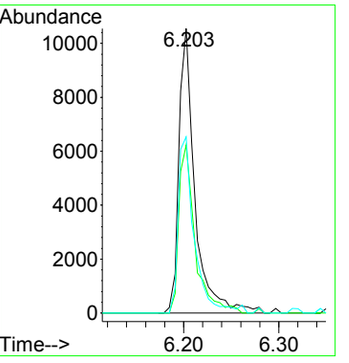

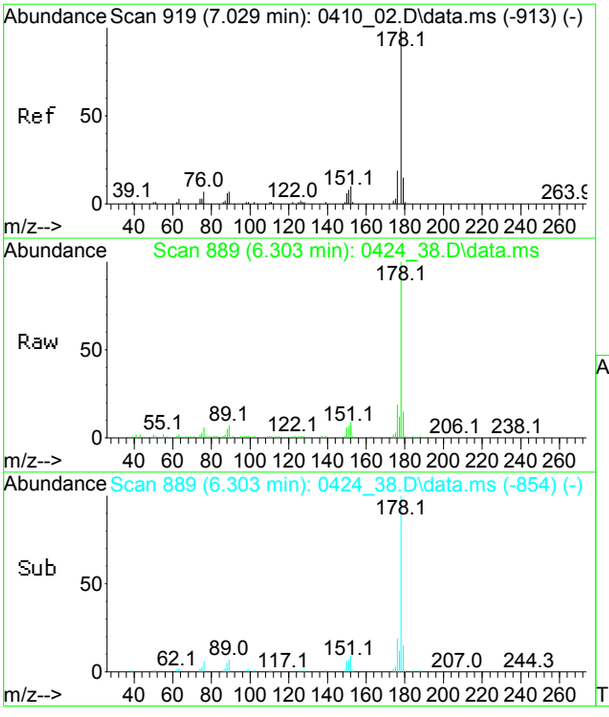

#72
Phenanthrene
Concen: 13.64 ng
RT: 6.303 min Scan# 889
Delta R.T. 0.006 min
Lab File: 0424_38.D
Acq: 25 Apr 2017 7:07 am

Tgt Ion:178 Resp: 319324

Ion	Ratio	Lower	Upper
178	100		
176	18.9	13.2	24.4
179	15.4	10.6	19.6

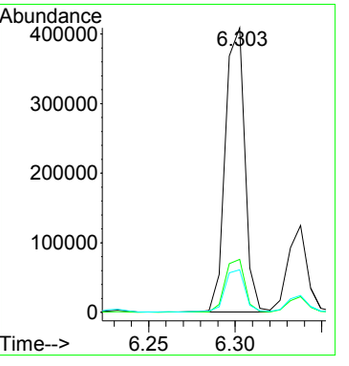



#73
Anthracene
Concen: 4.11 ng
RT: 6.338 min Scan# 895
Delta R.T. 0.006 min
Lab File: 0424_38.D
Acq: 25 Apr 2017 7:07 am

Tgt Ion:178 Resp: 96406

Ion	Ratio	Lower	Upper
178	100		
176	17.8	12.7	23.7
179	20.1	10.6	19.8#

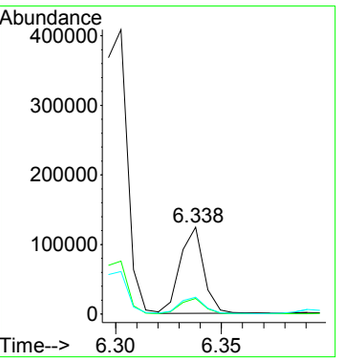

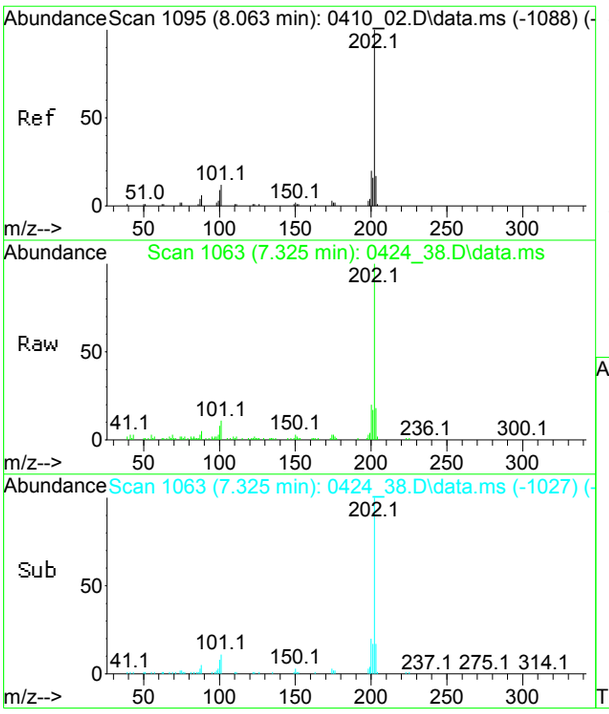

#77
Fluoranthene
Concen: 22.45 ng
RT: 7.325 min Scan# 1063
Delta R.T. 0.012 min
Lab File: 0424_38.D
Acq: 25 Apr 2017 7:07 am

Tgt Ion:202 Resp: 592966

Ion	Ratio	Lower	Upper
202	100		
200	20.7	14.5	26.9
203	17.0	12.4	23.0

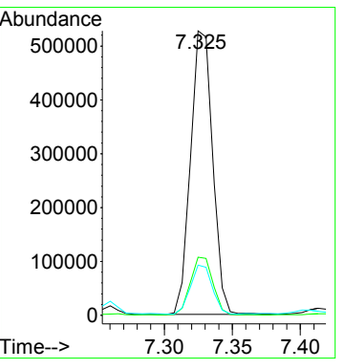

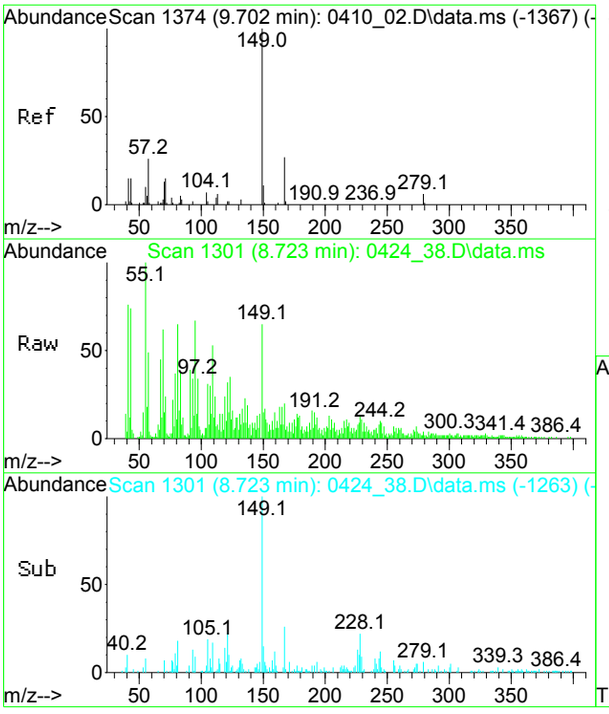

#83
Bis(2-ethylhexyl)phthalate
Concen: 1.70 ng
RT: 8.723 min Scan# 1301
Delta R.T. 0.023 min
Lab File: 0424_38.D
Acq: 25 Apr 2017 7:07 am

Tgt Ion:149 Resp: 32911

Ion	Ratio	Lower	Upper
149	100		
167	25.1	19.2	35.6
150	14.2	7.7	14.3

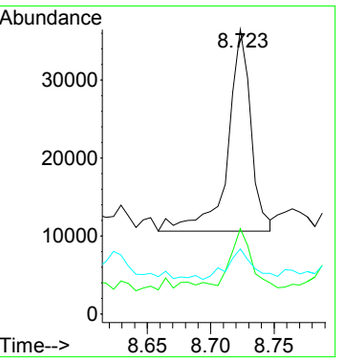

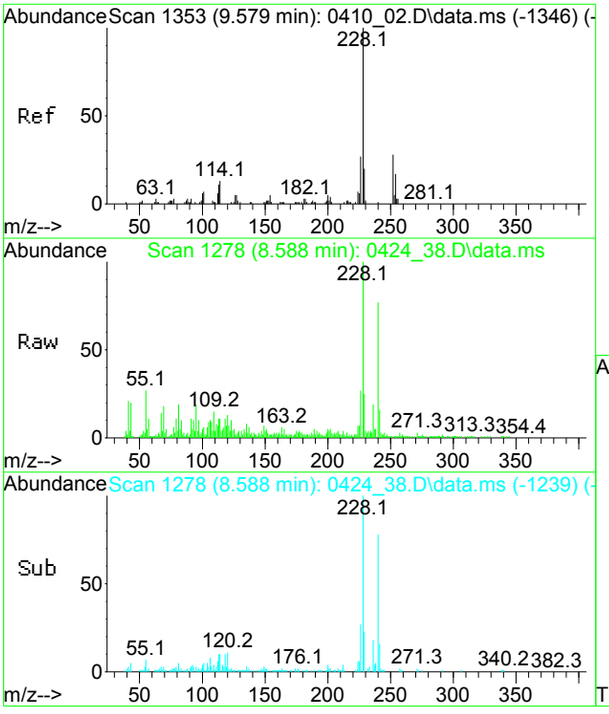

#84
Benz(a)anthracene
Concen: 10.44 ng
RT: 8.588 min Scan# 1278
Delta R.T. 0.029 min
Lab File: 0424_38.D
Acq: 25 Apr 2017 7:07 am

Tgt Ion:228 Resp: 297139

Ion	Ratio	Lower	Upper
228	100		
226	28.4	18.8	35.0
229	26.4	13.9	25.7#

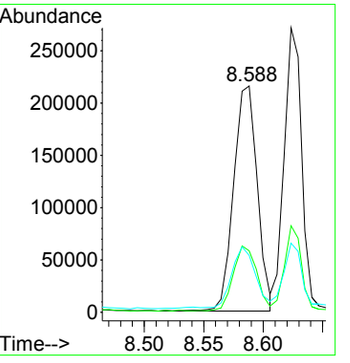

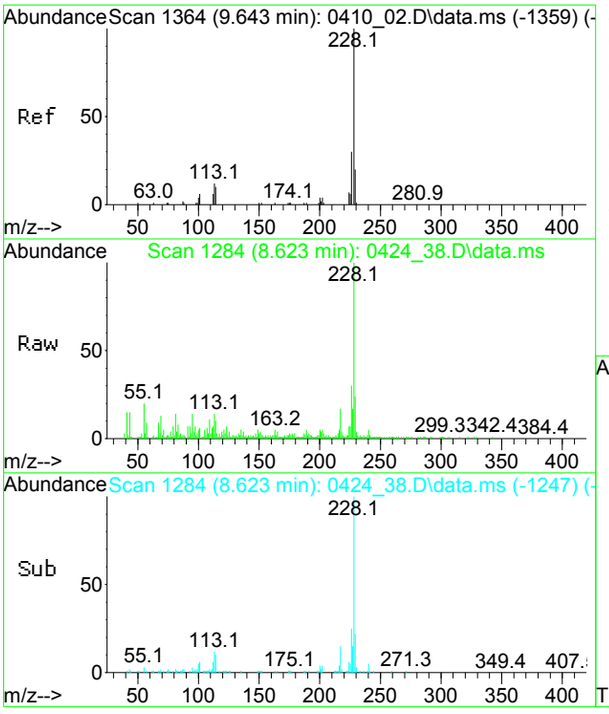

#85
Chrysene
Concen: 10.69 ng
RT: 8.623 min Scan# 1284
Delta R.T. 0.018 min
Lab File: 0424_38.D
Acq: 25 Apr 2017 7:07 am

Tgt Ion:228 Resp: 280517

Ion	Ratio	Lower	Upper
228	100		
226	27.9	20.8	38.6
229	25.0	13.7	25.5

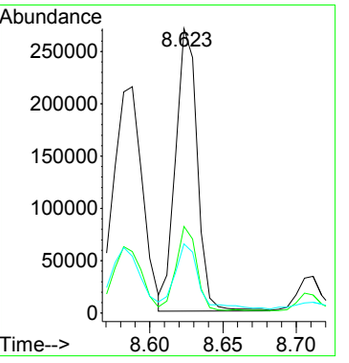

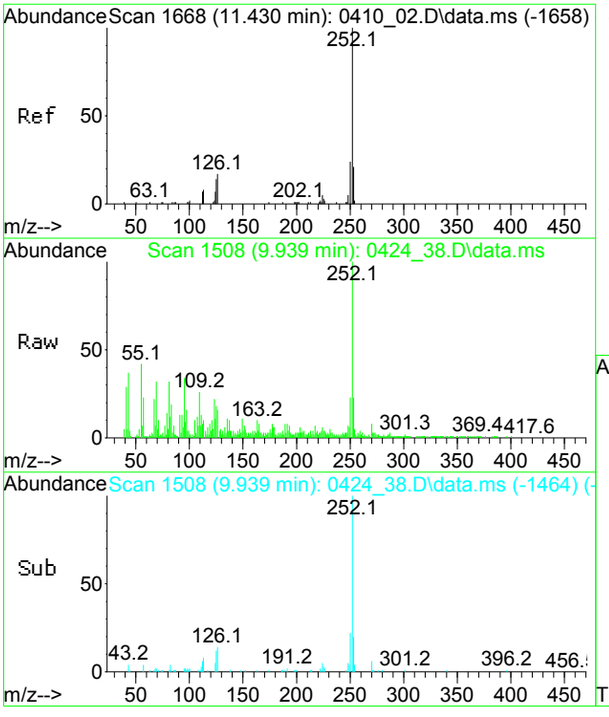

#89
Benzo(b)fluoranthene
Concen: 9.74 ng
RT: 9.939 min Scan# 1508
Delta R.T. 0.059 min
Lab File: 0424_38.D
Acq: 25 Apr 2017 7:07 am

Tgt Ion:252 Resp: 250300

Ion	Ratio	Lower	Upper
252	100		
250	43.7	16.7	30.9#
253	21.4	15.4	28.6

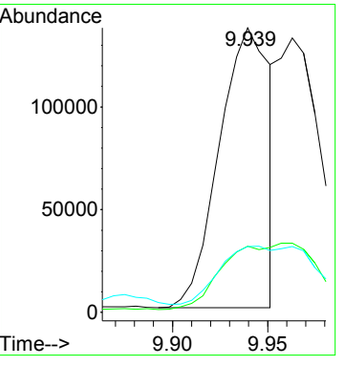

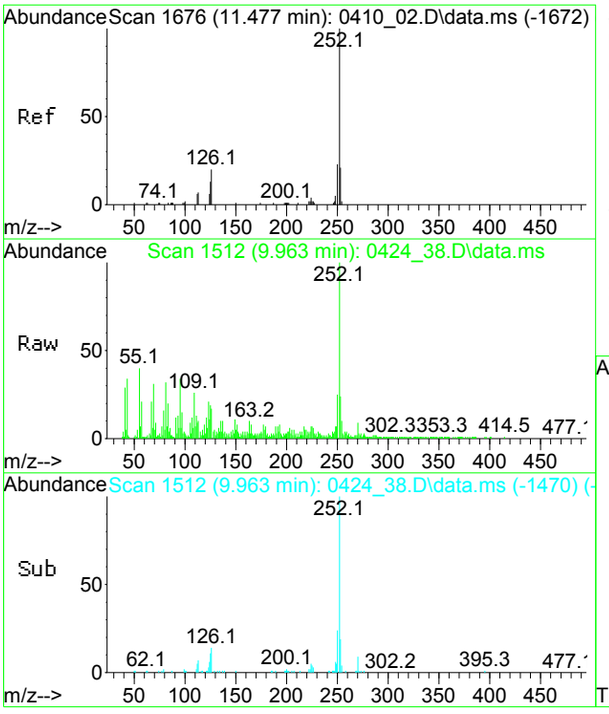

#90
Benzo(k)fluoranthene
Concen: 9.11 ng m
RT: 9.963 min Scan# 1512
Delta R.T. 0.047 min
Lab File: 0424_38.D
Acq: 25 Apr 2017 7:07 am

Tgt Ion:252 Resp: 210067

Ion	Ratio	Lower	Upper
252	100		
250	52.1	15.6	29.0#
253	25.4	14.9	27.7

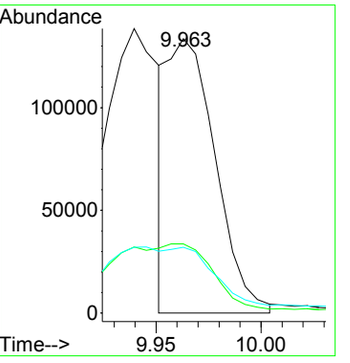

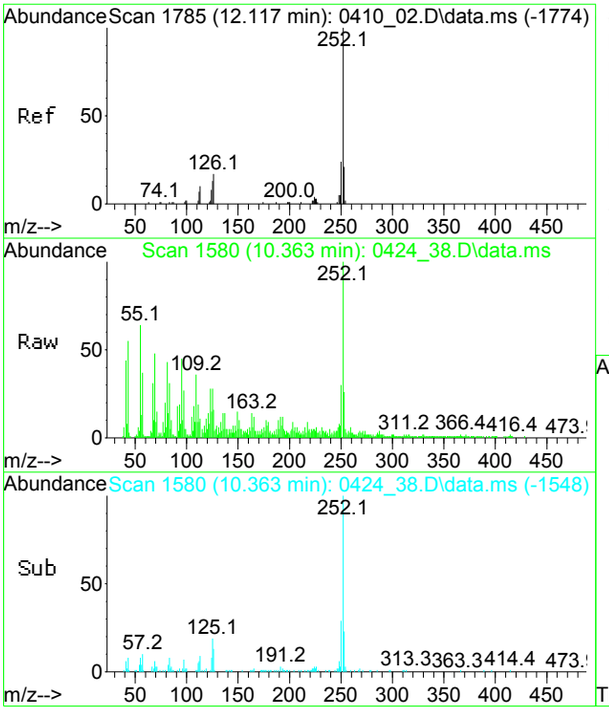

#91
Benzo(a)pyrene
Concen: 7.97 ng
RT: 10.363 min Scan# 1580
Delta R.T. -0.012 min
Lab File: 0424_38.D
Acq: 25 Apr 2017 7:07 am

Tgt Ion:252 Resp: 189432

Ion	Ratio	Lower	Upper
252	100		
250	29.1	16.7	30.9
253	23.9	15.3	28.3

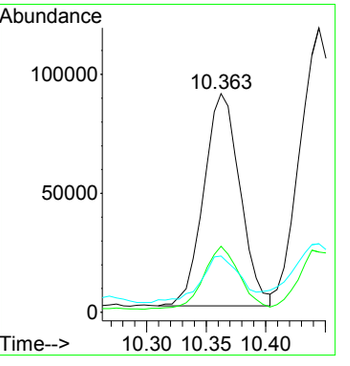

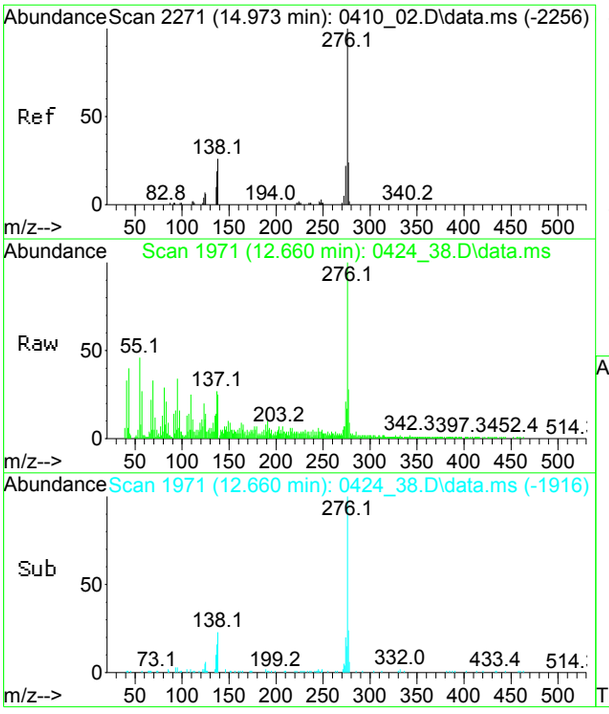

#92
Indeno(1,2,3-cd)pyrene
Concen: 8.91 ng
RT: 12.660 min Scan# 1971
Delta R.T. 0.123 min
Lab File: 0424_38.D
Acq: 25 Apr 2017 7:07 am

Tgt Ion:276 Resp: 188531

Ion	Ratio	Lower	Upper
276	100		
277	32.6	16.7	31.1#
274	20.2	15.8	29.3

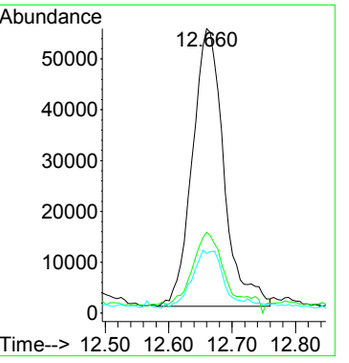

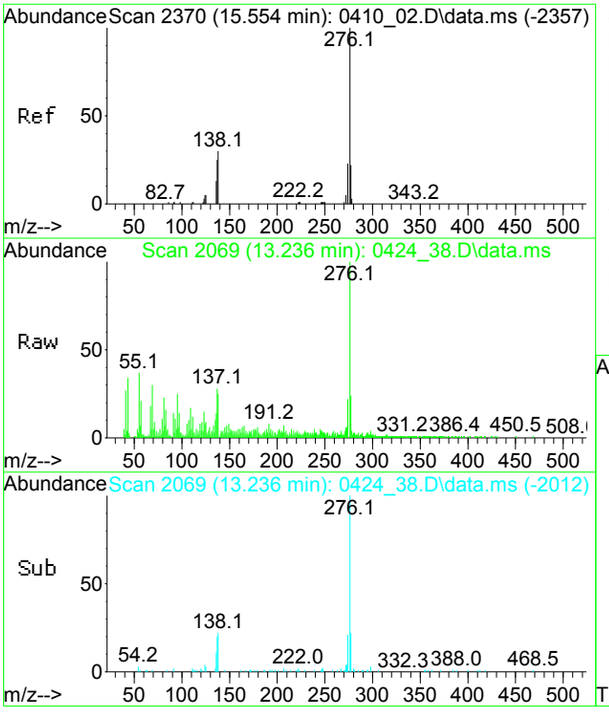

#94
Benzo(ghi)perylene
Concen: 8.67 ng
RT: 13.236 min Scan# 2069
Delta R.T. 0.135 min
Lab File: 0424_38.D
Acq: 25 Apr 2017 7:07 am

Tgt Ion:276 Resp: 195293

Ion	Ratio	Lower	Upper
276	100		
277	23.7	16.1	29.9
274	21.2	15.8	29.4

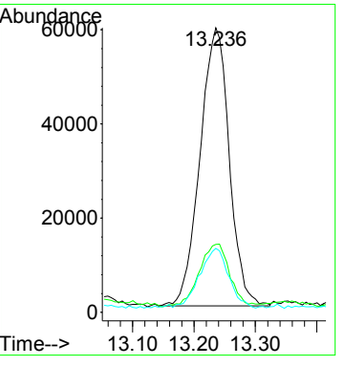

CLIENT ID

SEMIVOLATILE ORGANICS ANALYSIS DATA SHEET

B4-1 S-2

Client: NETC Lab: Phoenix Env. Labs

SDG No.: GBY06958 Lab Sample ID: BY06959

Sample wt/vol: 15.34 (g/mL) g Lab File ID: 0424_39.D

Concentrated Extract Volume: 1000 (uL) Date Received: 04/19/17

% Moisture: 21 Date Extracted: 04/24/17

Instrument: CHEM06 Inj. Vol. 1.0 (uL) Date Analyzed: 04/25/17

GPC Cleanup:(Y/N) N pH: Dilution Factor: 1

Matrix: (soil/water) Soil CONCENTRATION UNITS:(ug/L or ug/Kg) ug/Kg

CAS NO.	COMPOUND	CONC.	Q	MDL	PQL	R
62-75-9	N-Nitrosodimethylamine	290	U	120	290	r
110-86-1	Pyridine	290	U	100	290	r
108-95-2	Phenol	290	U	130	290	r
111-44-4	Bis(2-chloroethyl)ether	210	U	110	210	r
62-53-3	Aniline	330	U	330	330	r
95-57-8	2-Chlorophenol	290	U	120	290	r
541-73-1	1,3-Dichlorobenzene	290	U	120	290	r
106-46-7	1,4-Dichlorobenzene	290	U	120	290	r
95-50-1	1,2-Dichlorobenzene	290	U	120	290	r
95-48-7	2-Methylphenol (o-cresol)	290	U	190	290	r
39638-32-9	Bis(2-chloroisopropyl)ether	290	U	110	290	r
621-64-7	N-Nitrosodi-n-propylamine	210	U	130	210	r
HNX - M&P CRESOL	3&4-Methylphenol (m&p-cresol)	290	U	160	290	r
98-86-2	Acetophenone	290	U	130	290	r
67-72-1	Hexachloroethane	210	U	120	210	r
98-95-3	Nitrobenzene	210	U	140	210	r
78-59-1	Isophorone	210	U	120	210	r
88-75-5	2-Nitrophenol	290	U	260	290	r
105-67-9	2,4-Dimethylphenol	290	U	100	290	r
111-91-1	Bis(2-chloroethoxy)methane	290	U	110	290	r
65-85-0	Benzoic Acid	2100	U	830	2100	r
120-83-2	2,4-Dichlorophenol	210	U	150	210	r
120-82-1	1,2,4-Trichlorobenzene	290	U	120	290	r
91-20-3	Naphthalene	290	U	120	290	r
106-47-8	4-Chloroaniline	330	U	190	330	r
87-68-3	Hexachlorobutadiene	290	U	150	290	r
59-50-7	4-Chloro-3-methylphenol	290	U	150	290	r
91-57-6	2-Methylnaphthalene	290	U	120	290	r
77-47-4	Hexachlorocyclopentadiene	290	U	130	290	r
95-94-3	1,2,4,5-Tetrachlorobenzene	290	U	150	290	r
88-06-2	2,4,6-Trichlorophenol	210	U	130	210	r
95-95-4	2,4,5-Trichlorophenol	290	U	230	290	r
91-58-7	2-Chloronaphthalene	290	U	120	290	r
100-01-6	4-Nitroaniline	410	U	140	410	r
131-11-3	Dimethylphthalate	290	U	130	290	r
606-20-2	2,6-Dinitrotoluene	210	U	130	210	r

FORM I SV

r=Result Reported U=Not Detected D=Reported Dilution E/J=Estimated Value X=Not Used S=Lab Solvent

CLIENT ID

SEMIVOLATILE ORGANICS ANALYSIS DATA SHEET

B4-1 S-2

Client: NETC Lab: Phoenix Env. Labs

SDG No.: GBY06958 Lab Sample ID: BY06959

Sample wt/vol: 15.34 (g/mL) g Lab File ID: 0424_39.D

Concentrated Extract Volume: 1000 (uL) Date Received: 04/19/17

% Moisture: 21 Date Extracted: 04/24/17

Instrument: CHEM06 Inj. Vol. 1.0 (uL) Date Analyzed: 04/25/17

GPC Cleanup:(Y/N) N pH: Dilution Factor: 1

Matrix: (soil/water) Soil CONCENTRATION UNITS:(ug/L or ug/Kg) ug/Kg

CAS NO.	COMPOUND	CONC.	Q	MDL	PQL	R
208-96-8	Acenaphthylene	290	U	120	290	r
99-09-2	3-Nitroaniline	410	U	830	410	r
83-32-9	Acenaphthene	290	U	130	290	r
51-28-5	2,4-Dinitrophenol	290	U	290	290	r
132-64-9	Dibenzofuran	290	U	120	290	r
121-14-2	2,4-Dinitrotoluene	210	U	160	210	r
100-02-7	4-Nitrophenol	410	U	190	410	r
84-66-2	Diethyl phthalate	290	U	130	290	r
86-73-7	Fluorene	290	U	140	290	r
7005-72-3	4-Chlorophenyl phenyl ether	290	U	140	290	r
88-74-4	2-Nitroaniline	290	U	290	290	r
534-52-1	4,6-Dinitro-2-methylphenol	250	U	83	250	r
86-30-6	N-Nitrosodiphenylamine	290	U	160	290	r
122-66-7	Azobenzene	290	U	130	290	r
101-55-3	4-Bromophenyl phenyl ether	290	U	120	290	r
118-74-1	Hexachlorobenzene	210	U	120	210	r
87-86-5	Pentachlorophenol	250	U	160	250	r
82-68-8	Pentachloronitrobenzene	290	U	150	290	r
85-01-8	Phenanthrene	290	U	120	290	r
120-12-7	Anthracene	290	U	140	290	r
86-74-8	Carbazole	210	U	170	210	r
84-74-2	Di-n-butylphthalate	290	U	110	290	r
206-44-0	Fluoranthene	290	U	130	290	r
92-87-5	Benzidine	410	U	240	410	r
129-00-0	Pyrene	290	U	140	290	r
85-68-7	Benzyl butyl phthalate	290	U	110	290	r
117-81-7	Bis(2-ethylhexyl)phthalate	290	U	120	290	r
56-55-3	Benz(a)anthracene	290	U	140	290	r
218-01-9	Chrysene	290	U	140	290	r
117-84-0	Di-n-octylphthalate	290	U	110	290	r
91-94-1	3,3'-dichlorobenzidine	210	U	190	210	r
205-99-2	Benzo(b)fluoranthene	290	U	140	290	r
207-08-9	Benzo(k)fluoranthene	290	U	140	290	r
50-32-8	Benzo(a)pyrene	210	U	130	210	r
193-39-5	Indeno(1,2,3-cd)pyrene	290	U	140	290	r
53-70-3	Dibenz(a,h)anthracene	210	U	130	210	r

FORM I SV

r=Result Reported U=Not Detected D=Reported Dilution E/J=Estimated Value X=Not Used S=Lab Solvent

CLIENT ID

SEMIVOLATILE ORGANICS ANALYSIS DATA SHEET

B4-1 S-2

Client: NETC Lab: Phoenix Env. Labs

SDG No.: GBY06958 Lab Sample ID: BY06959

Sample wt/vol: 15.34 (g/mL) g Lab File ID: 0424_39.D

Concentrated Extract Volume: 1000 (uL) Date Received: 04/19/17

% Moisture: 21 Date Extracted: 04/24/17

Instrument: CHEM06 Inj. Vol. 1.0 (uL) Date Analyzed: 04/25/17

GPC Cleanup:(Y/N) N pH: Dilution Factor: 1

Matrix: (soil/water) Soil CONCENTRATION UNITS:(ug/L or ug/Kg) ug/Kg

CAS NO.	COMPOUND	CONC.	Q	MDL	PQL	R
191-24-2	Benzo(ghi)perylene	290	U	130	290	r

FORM I SV

r=Result Reported U=Not Detected D=Reported Dilution E/J=Estimated Value X=Not Used S=Lab Solvent

Quantitation Report (QT Reviewed)

Data Path : H:\SV2017\CHEM06\04APR\24\
Data File : 0424_39.D
Acq On : 25 Apr 2017 7:30 am
Operator :
Client ID : B4-1 S-2
Lab ID : BY06959
ALS Vial : 28 Sample Multiplier: 1

Quant Time: Apr 25 09:32:42 2017
Quant Method : H:\SV2017\CHEM06\METHODS\SV_0424.M
Quant Title : Semivolatiles by GC/MS - EPA Method 625/8270
QLast Update : Mon Apr 24 12:54:51 2017
Response via : Initial Calibration

Compound	R.T.	QIon	Response	Conc	Units		Dev(Min)
Internal Standards							
1) 1,4-Dichlorobenzene-d4	2.583	152	187891	40.000	ng		0.00
23) Naphthalene-d8	3.559	136	689103	40.000	ng		0.00
41) Acenaphthene-d10	5.033	164	413860	40.000	ng		0.00
65) Phenanthrene-d10	6.285	188	793120	40.000	ng	#	0.01
81) Chrysene-d12	8.594	240	968565	40.000	ng		0.01
88) Perylene-d12	10.521	264	869397	40.000	ng		0.04
System Monitoring Compounds							
5) % 2-Fluorophenol	1.819	112	135052	29.536	ng		0.02
Spiked Amount 75.000	Range 30 - 130		Recovery =	39.39%			
6) % Phenol-d5	2.407	99	176999	31.112	ng		0.02
Spiked Amount 75.000	Range 30 - 130		Recovery =	41.48%			
21) % Nitrobenzene-d5	3.024	82	92736	19.253	ng		0.00
Spiked Amount 50.000	Range 30 - 130		Recovery =	38.50%			
44) % 2-Fluorobiphenyl	4.481	172	242258	19.831	ng		0.00
Spiked Amount 50.000	Range 30 - 130		Recovery =	39.66%			
66) % 2,4,6-Tribromophenol	5.721	62	43242	39.465	ng		0.01
Spiked Amount 75.000	Range 30 - 130		Recovery =	52.61%			
80) % Terphenyl-d14	7.677	244	360876	26.953	ng		0.01
Spiked Amount 50.000			Recovery =	53.90%			
Target Compounds							Qvalue

(#)out of range (m)manual integration reviewed by analyst (+)signals summed

Quantitation Report (QT Reviewed)

Data Path : H:\SV2017\CHEM06\04APR\24\
Data File : 0424_39.D
Acq On : 25 Apr 2017 7:30 am
Operator :
Client ID : B4-1 S-2
Lab ID : BY06959
ALS Vial : 28 Sample Multiplier: 1

Quant Time: Apr 25 09:32:42 2017
Quant Method : H:\SV2017\CHEM06\METHODS\SV_0424.M
Quant Title : Semivolatiles by GC/MS - EPA Method 625/8270
QLast Update : Mon Apr 24 12:54:51 2017
Response via : Initial Calibration

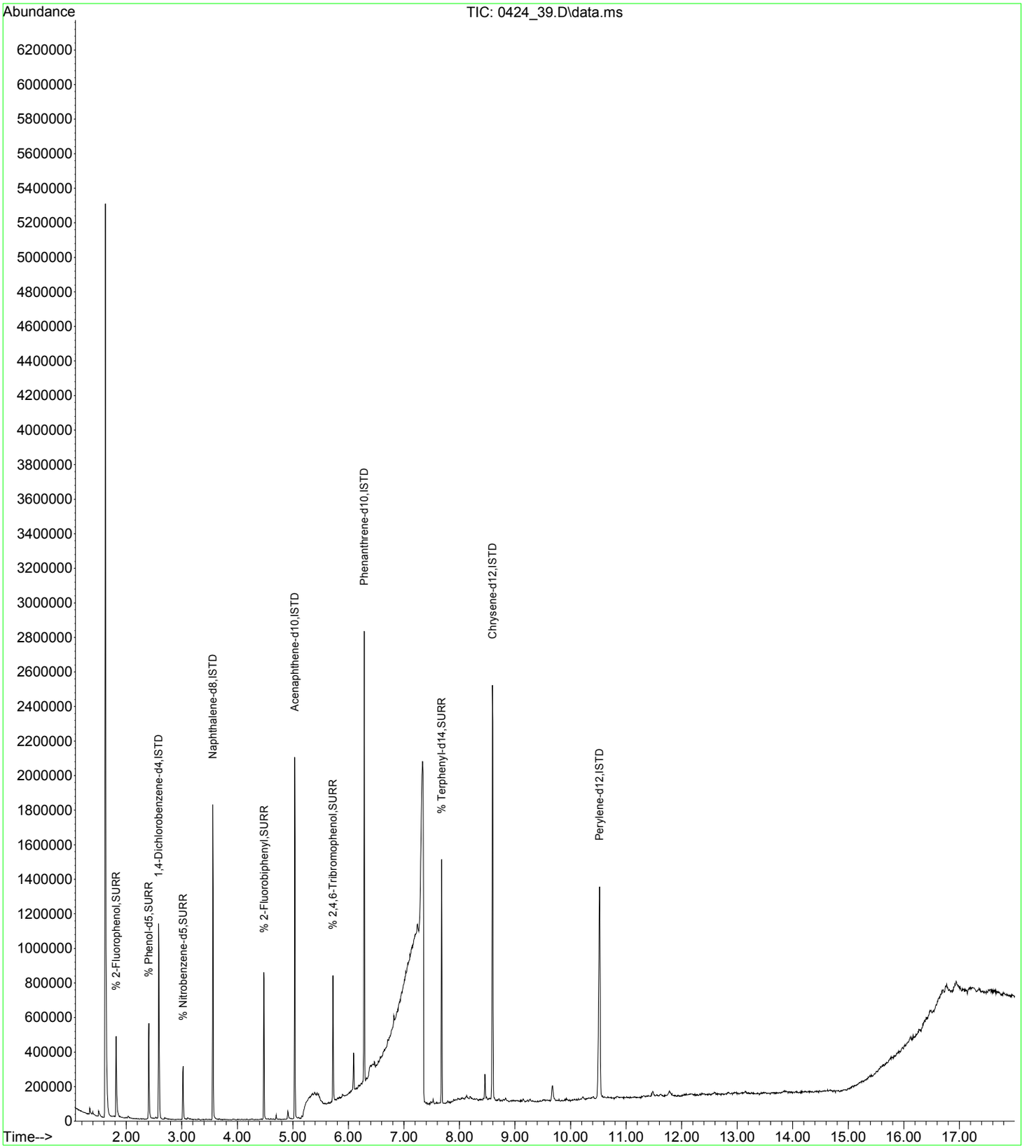

CLIENT ID

SEMIVOLATILE ORGANICS ANALYSIS DATA SHEET

B3-2 S-1

Client: NETC Lab: Phoenix Env. Labs

SDG No.: GBY06958 Lab Sample ID: BY06961

Sample wt/vol: 15.04 (g/mL) g Lab File ID: 0424_22.D

Concentrated Extract Volume: 1000 (uL) Date Received: 04/19/17

% Moisture: 22 Date Extracted: 04/24/17

Instrument: CHEM06 Inj. Vol. 1.0 (uL) Date Analyzed: 04/25/17

GPC Cleanup:(Y/N) N pH: Dilution Factor: 1

Matrix: (soil/water) Soil CONCENTRATION UNITS:(ug/L or ug/Kg) ug/Kg

CAS NO.	COMPOUND	CONC.	Q	MDL	PQL	R
62-75-9	N-Nitrosodimethylamine	300	U	120	300	r
110-86-1	Pyridine	300	U	100	300	r
108-95-2	Phenol	300	U	140	300	r
111-44-4	Bis(2-chloroethyl)ether	210	U	120	210	r
62-53-3	Aniline	340	U	340	340	r
95-57-8	2-Chlorophenol	300	U	120	300	r
541-73-1	1,3-Dichlorobenzene	300	U	130	300	r
106-46-7	1,4-Dichlorobenzene	300	U	130	300	r
95-50-1	1,2-Dichlorobenzene	300	U	120	300	r
95-48-7	2-Methylphenol (o-cresol)	300	U	200	300	r
39638-32-9	Bis(2-chloroisopropyl)ether	300	U	120	300	r
621-64-7	N-Nitrosodi-n-propylamine	210	U	140	210	r
HNX - M&P CRESOL	3&4-Methylphenol (m&p-cresol)	300	U	170	300	r
98-86-2	Acetophenone	300	U	130	300	r
67-72-1	Hexachloroethane	210	U	130	210	r
98-95-3	Nitrobenzene	210	U	150	210	r
78-59-1	Isophorone	210	U	120	210	r
88-75-5	2-Nitrophenol	300	U	270	300	r
105-67-9	2,4-Dimethylphenol	300	U	110	300	r
111-91-1	Bis(2-chloroethoxy)methane	300	U	120	300	r
65-85-0	Benzoic Acid	2100	U	850	2100	r
120-83-2	2,4-Dichlorophenol	210	U	150	210	r
120-82-1	1,2,4-Trichlorobenzene	300	U	130	300	r
91-20-3	Naphthalene	150	J	120	300	r
106-47-8	4-Chloroaniline	340	U	200	340	r
87-68-3	Hexachlorobutadiene	300	U	150	300	r
59-50-7	4-Chloro-3-methylphenol	300	U	150	300	r
91-57-6	2-Methylnaphthalene	300	U	130	300	r
77-47-4	Hexachlorocyclopentadiene	300	U	130	300	r
95-94-3	1,2,4,5-Tetrachlorobenzene	300	U	150	300	r
88-06-2	2,4,6-Trichlorophenol	210	U	140	210	r
95-95-4	2,4,5-Trichlorophenol	300	U	230	300	r
91-58-7	2-Chloronaphthalene	300	U	120	300	r
100-01-6	4-Nitroaniline	430	U	140	430	r
131-11-3	Dimethylphthalate	300	U	130	300	r
606-20-2	2,6-Dinitrotoluene	210	U	130	210	r

FORM I SV

r=Result Reported U=Not Detected D=Reported Dilution E/J=Estimated Value X=Not Used S=Lab Solvent

CLIENT ID

SEMIVOLATILE ORGANICS ANALYSIS DATA SHEET

B3-2 S-1

Client: NETC Lab: Phoenix Env. Labs

SDG No.: GBY06958 Lab Sample ID: BY06961

Sample wt/vol: 15.04 (g/mL) g Lab File ID: 0424_22.D

Concentrated Extract Volume: 1000 (uL) Date Received: 04/19/17

% Moisture: 22 Date Extracted: 04/24/17

Instrument: CHEM06 Inj. Vol. 1.0 (uL) Date Analyzed: 04/25/17

GPC Cleanup:(Y/N) N pH: Dilution Factor: 1

Matrix: (soil/water) Soil CONCENTRATION UNITS:(ug/L or ug/Kg) ug/Kg

CAS NO.	COMPOUND	CONC.	Q	MDL	PQL	R
208-96-8	Acenaphthylene	300	U	120	300	r
99-09-2	3-Nitroaniline	430	U	850	430	r
83-32-9	Acenaphthene	150	J	130	300	r
51-28-5	2,4-Dinitrophenol	300	U	300	300	r
132-64-9	Dibenzofuran	300	U	120	300	r
121-14-2	2,4-Dinitrotoluene	210	U	170	210	r
100-02-7	4-Nitrophenol	430	U	190	430	r
84-66-2	Diethyl phthalate	300	U	130	300	r
86-73-7	Fluorene	170	J	140	300	r
7005-72-3	4-Chlorophenyl phenyl ether	300	U	140	300	r
88-74-4	2-Nitroaniline	300	U	300	300	r
534-52-1	4,6-Dinitro-2-methylphenol	260	U	85	260	r
86-30-6	N-Nitrosodiphenylamine	300	U	160	300	r
122-66-7	Azobenzene	300	U	140	300	r
101-55-3	4-Bromophenyl phenyl ether	300	U	130	300	r
118-74-1	Hexachlorobenzene	210	U	120	210	r
87-86-5	Pentachlorophenol	300		160	260	r
82-68-8	Pentachloronitrobenzene	300	U	160	300	r
85-01-8	Phenanthrene	1700		120	300	r
120-12-7	Anthracene	440		140	300	r
86-74-8	Carbazole	180	J	170	210	r
84-74-2	Di-n-butylphthalate	300	U	110	300	r
206-44-0	Fluoranthene	3100		140	300	r
92-87-5	Benzidine	430	U	250	430	r
129-00-0	Pyrene	2700		150	300	r
85-68-7	Benzyl butyl phthalate	300	U	110	300	r
117-81-7	Bis(2-ethylhexyl)phthalate	300	U	120	300	r
56-55-3	Benz(a)anthracene	1300		140	300	r
218-01-9	Chrysene	1400		140	300	r
117-84-0	Di-n-octylphthalate	300	U	110	300	r
91-94-1	3,3'-dichlorobenzidine	210	U	200	210	r
205-99-2	Benzo(b)fluoranthene	1200		150	300	r
207-08-9	Benzo(k)fluoranthene	1200		140	300	r
50-32-8	Benzo(a)pyrene	1300		140	210	r
193-39-5	Indeno(1,2,3-cd)pyrene	690		140	300	r
53-70-3	Dibenz(a,h)anthracene	180	J	140	210	r

FORM I SV

r=Result Reported U=Not Detected D=Reported Dilution E/J=Estimated Value X=Not Used S=Lab Solvent

CLIENT ID

SEMIVOLATILE ORGANICS ANALYSIS DATA SHEET

B3-2 S-1

Client: NETC Lab: Phoenix Env. Labs

SDG No.: GBY06958 Lab Sample ID: BY06961

Sample wt/vol: 15.04 (g/mL) g Lab File ID: 0424_22.D

Concentrated Extract Volume: 1000 (uL) Date Received: 04/19/17

% Moisture: 22 Date Extracted: 04/24/17

Instrument: CHEM06 Inj. Vol. 1.0 (uL) Date Analyzed: 04/25/17

GPC Cleanup:(Y/N) N pH: Dilution Factor: 1

Matrix: (soil/water) Soil CONCENTRATION UNITS:(ug/L or ug/Kg) ug/Kg

CAS NO.	COMPOUND	CONC.	Q	MDL	PQL	R
191-24-2	Benzo(ghi)perylene	650		140	300	r

FORM I SV

r=Result Reported U=Not Detected D=Reported Dilution E/J=Estimated Value X=Not Used S=Lab Solvent

Quantitation Report (QT Reviewed)

Data Path : H:\SV2017\CHEM06\04APR\24\
Data File : 0424_22.D
Acq On : 25 Apr 2017 12:55 am
Operator :
Client ID : B3-2 S-1
Lab ID : BY06961
ALS Vial : 11 Sample Multiplier: 1

Quant Time: Apr 25 09:24:56 2017
Quant Method : H:\SV2017\CHEM06\METHODS\SV_0424.M
Quant Title : Semivolatiles by GC/MS - EPA Method 625/8270
QLast Update : Mon Apr 24 12:54:51 2017
Response via : Initial Calibration

Compound	R.T.	QIon	Response	Conc	Units		Dev(Min)
Internal Standards							
1) 1,4-Dichlorobenzene-d4	2.577	152	161667	40.000	ng		0.00
23) Naphthalene-d8	3.553	136	601977	40.000	ng		0.00
41) Acenaphthene-d10	5.022	164	363295	40.000	ng		0.00
65) Phenanthrene-d10	6.273	188	698553	40.000	ng	#	0.00
81) Chrysene-d12	8.582	240	948975	40.000	ng		0.00
88) Perylene-d12	10.498	264	743907	40.000	ng		0.02
System Monitoring Compounds							
5) % 2-Fluorophenol	1.813	112	154401	39.245	ng		0.02
Spiked Amount 75.000	Range 30 - 130		Recovery =	52.32%			
6) % Phenol-d5	2.395	99	198995	40.652	ng		0.00
Spiked Amount 75.000	Range 30 - 130		Recovery =	54.20%			
21) % Nitrobenzene-d5	3.012	82	119193	28.760	ng		0.00
Spiked Amount 50.000	Range 30 - 130		Recovery =	57.52%			
44) % 2-Fluorobiphenyl	4.469	172	275417	25.684	ng		0.00
Spiked Amount 50.000	Range 30 - 130		Recovery =	51.36%			
66) % 2,4,6-Tribromophenol	5.703	62	39762	41.201	ng		0.00
Spiked Amount 75.000	Range 30 - 130		Recovery =	54.93%			
80) % Terphenyl-d14	7.666	244	369599	31.342	ng		0.00
Spiked Amount 50.000			Recovery =	62.68%			
Target Compounds							Qvalue
33) Naphthalene	3.564	128	25071	1.802	ng	#	84
52) Acenaphthene	5.051	154	15931	1.793	ng		97
59) Fluorene	5.474	166	22687	2.031	ng		97
69) Pentachlorophenol	6.191	266	6031m	3.485	ng		
72) Phenanthrene	6.291	178	328403	19.662	ng		99
73) Anthracene	6.326	178	85634	5.113	ng	#	92
74) Carbazole	6.496	167	33509	2.165	ng		96
77) Fluoranthene	7.313	202	675200	35.834	ng		100
79) Pyrene	7.501	202	606748	31.364	ng		95
84) Benz(a)anthracene	8.565	228	357081	15.714	ng	#	93
85) Chrysene	8.600	228	339537	16.195	ng		95
89) Benzo(b)fluoranthene	9.892	252	266602	13.784	ng	#	58
90) Benzo(k)fluoranthene	9.916	252	235502m	13.575	ng		
91) Benzo(a)pyrene	10.386	252	265209	14.840	ng		95
92) Indeno(1,2,3-cd)pyrene	12.566	276	129245	8.121	ng	#	88
93) Dibenz(a,h)anthracene	12.636	278	33599	2.103	ng	#	70
94) Benzo(ghi)perylene	13.130	276	129947	7.667	ng		96

(#)out of range (m)manual integration reviewed by analyst (+)signals summed

Quantitation Report (QT Reviewed)

Data Path : H:\SV2017\CHEM06\04APR\24\
Data File : 0424_22.D
Acq On : 25 Apr 2017 12:55 am
Operator :
Client ID : B3-2 S-1
Lab ID : BY06961
ALS Vial : 11 Sample Multiplier: 1

Quant Time: Apr 25 09:24:56 2017
Quant Method : H:\SV2017\CHEM06\METHODS\SV_0424.M
Quant Title : Semivolatiles by GC/MS - EPA Method 625/8270
QLast Update : Mon Apr 24 12:54:51 2017
Response via : Initial Calibration

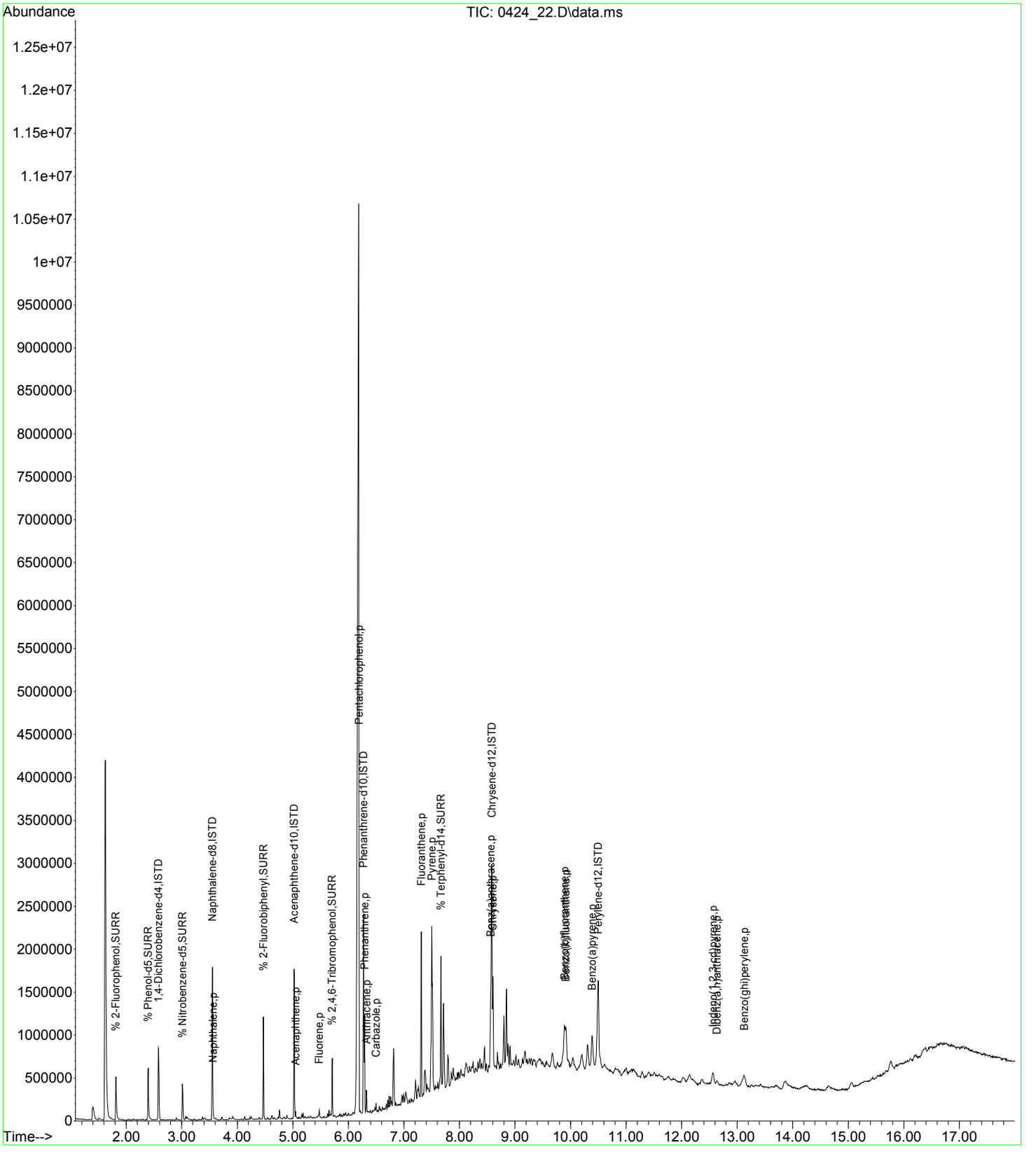

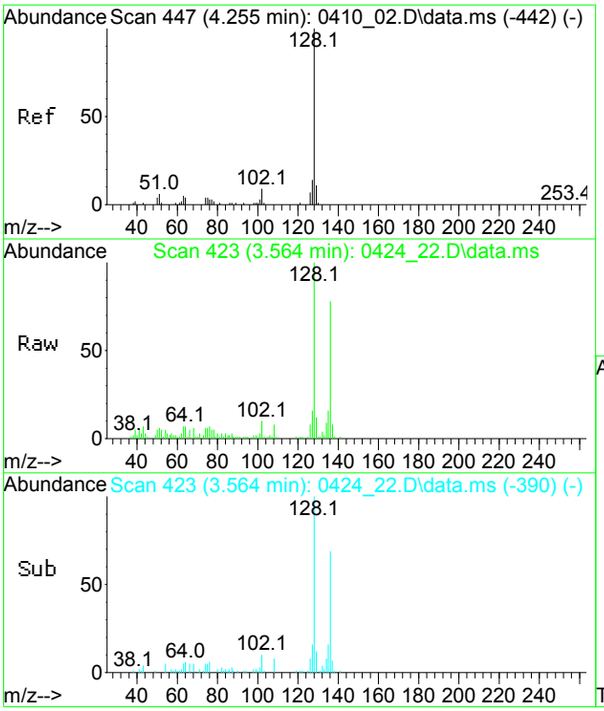

#33
Naphthalene
Concen: 1.80 ng
RT: 3.564 min Scan# 423
Delta R.T. -0.006 min
Lab File: 0424_22.D
Acq: 25 Apr 2017 12:55 am

Tgt Ion:128 Resp: 25071

Ion	Ratio	Lower	Upper
128	100		
102	19.7	6.7	12.5#
129	12.9	7.6	14.2

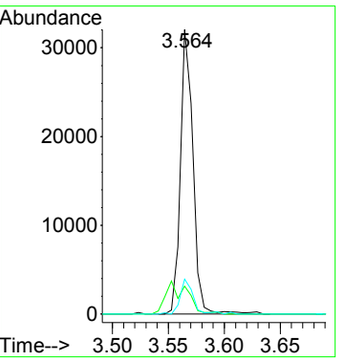

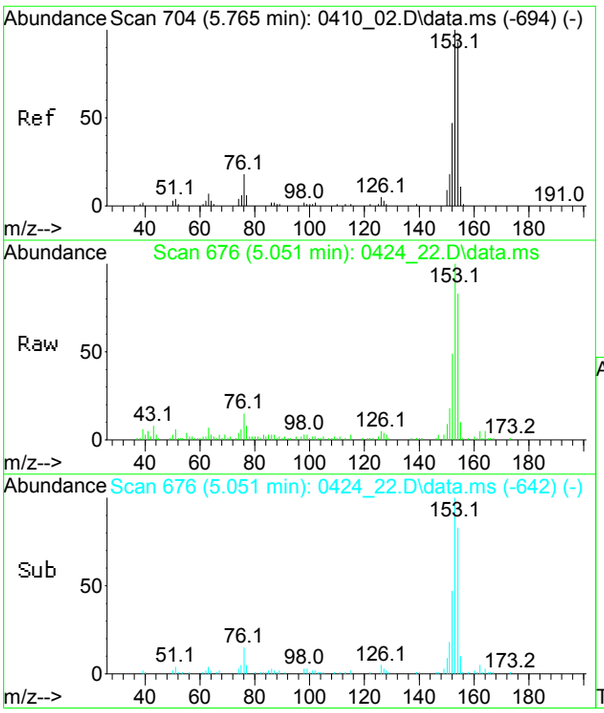

#52
Acenaphthene
Concen: 1.79 ng
RT: 5.051 min Scan# 676
Delta R.T. -0.000 min
Lab File: 0424_22.D
Acq: 25 Apr 2017 12:55 am

Tgt Ion:154 Resp: 15931

Ion	Ratio	Lower	Upper
154	100		
153	111.4	75.3	139.8
152	53.0	36.3	67.5

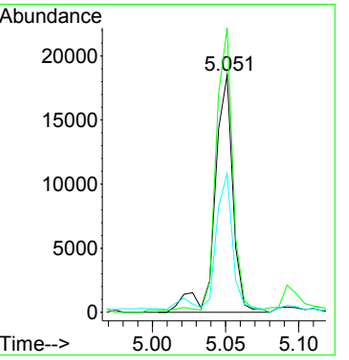



#59
Fluorene
Concen: 2.03 ng
RT: 5.474 min Scan# 748
Delta R.T. -0.006 min
Lab File: 0424_22.D
Acq: 25 Apr 2017 12:55 am

Tgt Ion:166 Resp: 22687

Ion	Ratio	Lower	Upper
166	100		
165	95.6	65.7	121.9
163	18.6	11.1	20.7

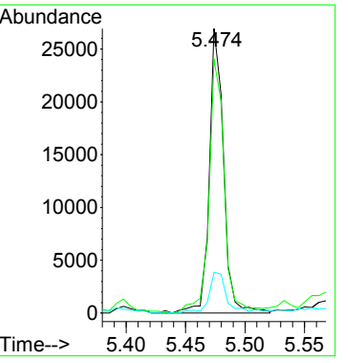

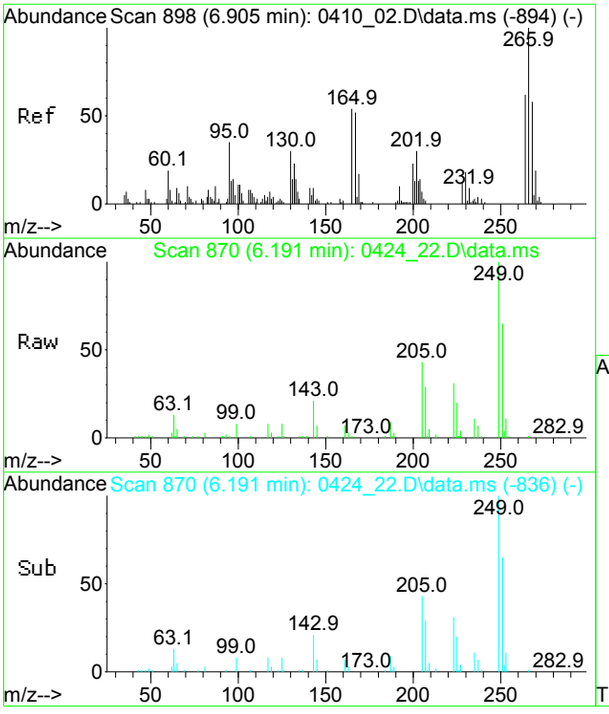

#69
Pentachlorophenol
Concen: 3.49 ng m
RT: 6.191 min Scan# 870
Delta R.T. -0.000 min
Lab File: 0424_22.D
Acq: 25 Apr 2017 12:55 am

Tgt Ion:266 Resp: 6031

Ion	Ratio	Lower	Upper
266	100		
268	55.6	41.2	76.6
264	61.5	44.3	82.3

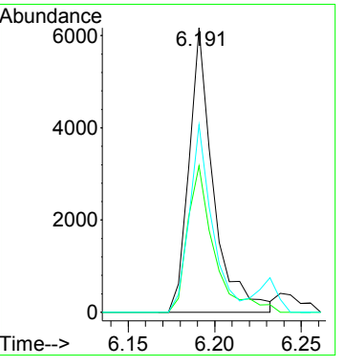

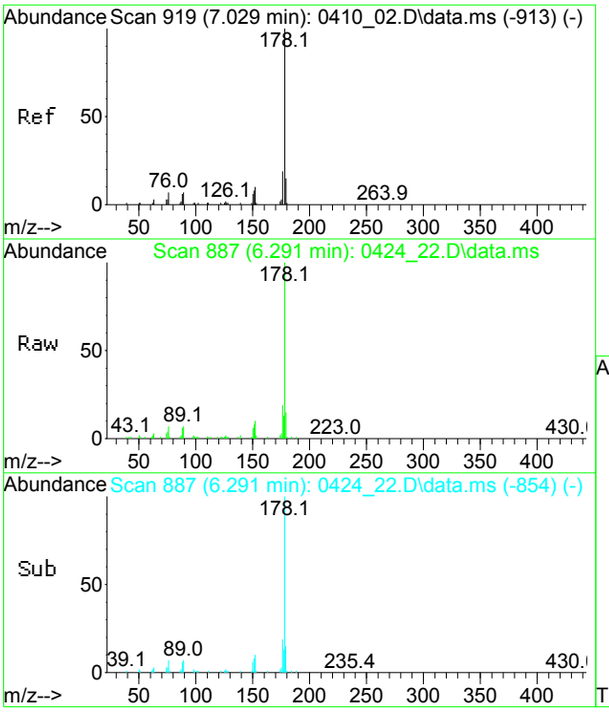

#72
Phenanthrene
Concen: 19.66 ng
RT: 6.291 min Scan# 887
Delta R.T. -0.006 min
Lab File: 0424_22.D
Acq: 25 Apr 2017 12:55 am

Tgt Ion:178 Resp: 328403

Ion	Ratio	Lower	Upper
178	100		
176	19.3	13.2	24.4
179	15.1	10.6	19.6

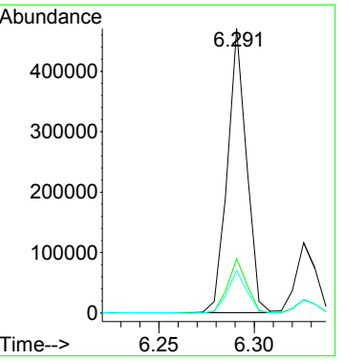

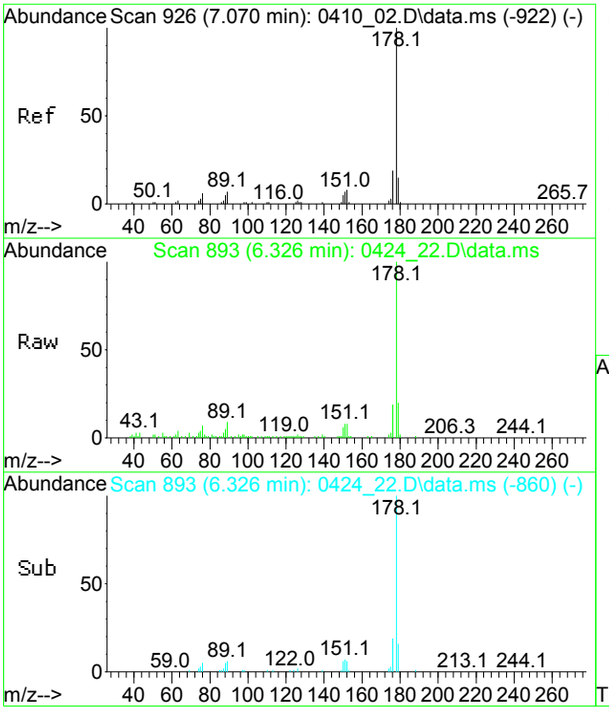

#73
Anthracene
Concen: 5.11 ng
RT: 6.326 min Scan# 893
Delta R.T. -0.006 min
Lab File: 0424_22.D
Acq: 25 Apr 2017 12:55 am

Tgt Ion:178 Resp: 85634

Ion	Ratio	Lower	Upper
178	100		
176	19.6	12.7	23.7
179	20.6	10.6	19.8#

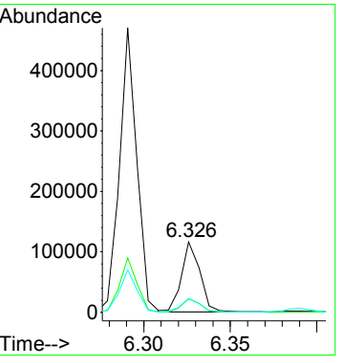

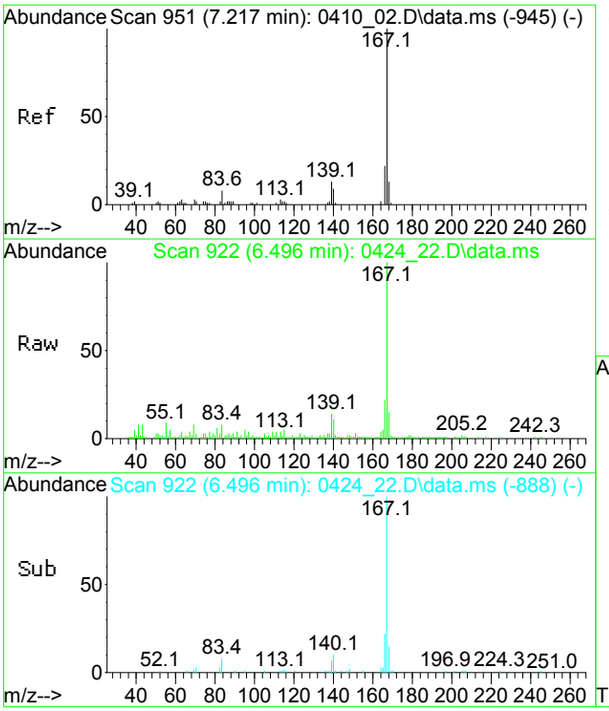

#74
Carbazole
Concen: 2.17 ng
RT: 6.496 min Scan# 922
Delta R.T. -0.000 min
Lab File: 0424_22.D
Acq: 25 Apr 2017 12:55 am

Tgt Ion:167 Resp: 33509

Ion	Ratio	Lower	Upper
167	100		
166	24.4	15.3	28.3
168	14.3	9.3	17.3

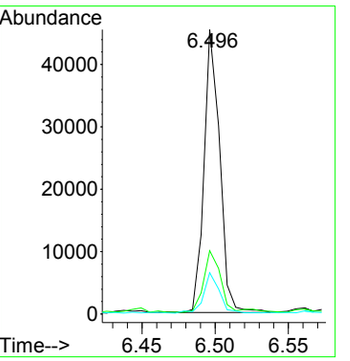

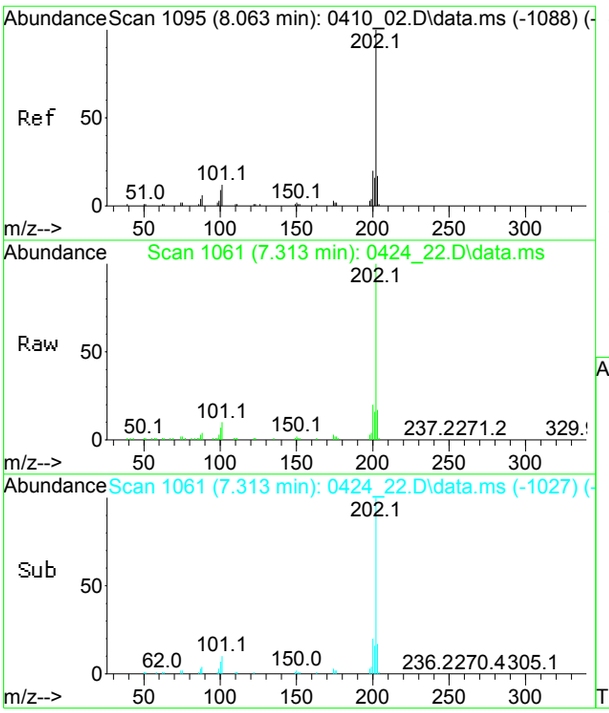

#77
Fluoranthene
Concen: 35.83 ng
RT: 7.313 min Scan# 1061
Delta R.T. -0.000 min
Lab File: 0424_22.D
Acq: 25 Apr 2017 12:55 am

Tgt Ion:202 Resp: 675200

Ion	Ratio	Lower	Upper
202	100		
200	20.9	14.5	26.9
203	17.4	12.4	23.0

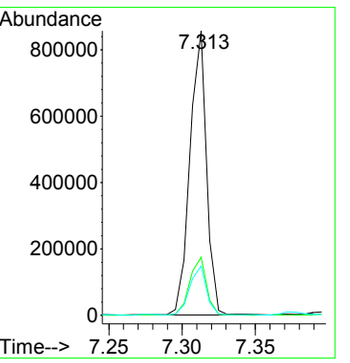

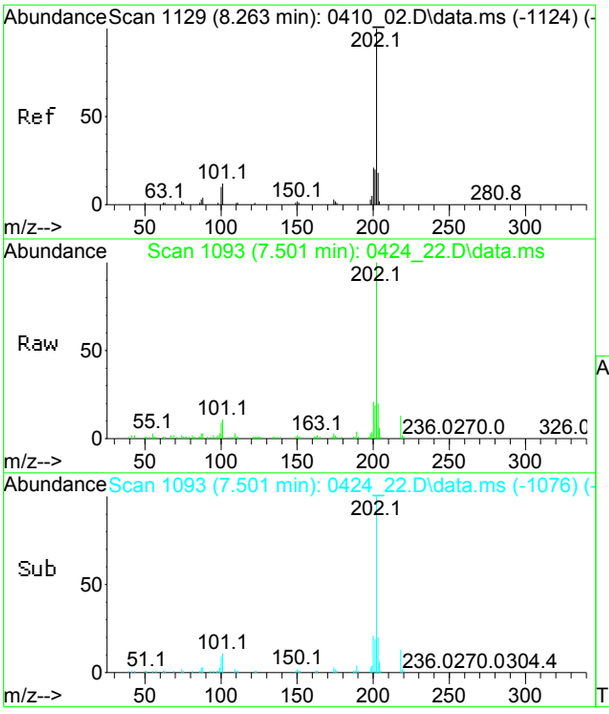

#79
Pyrene
Concen: 31.36 ng
RT: 7.501 min Scan# 1093
Delta R.T. -0.000 min
Lab File: 0424_22.D
Acq: 25 Apr 2017 12:55 am

Tgt Ion:202 Resp: 606748

Ion	Ratio	Lower	Upper
202	100		
200	21.2	14.5	26.9
203	22.1	12.7	23.5

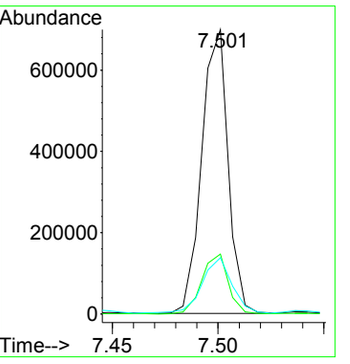

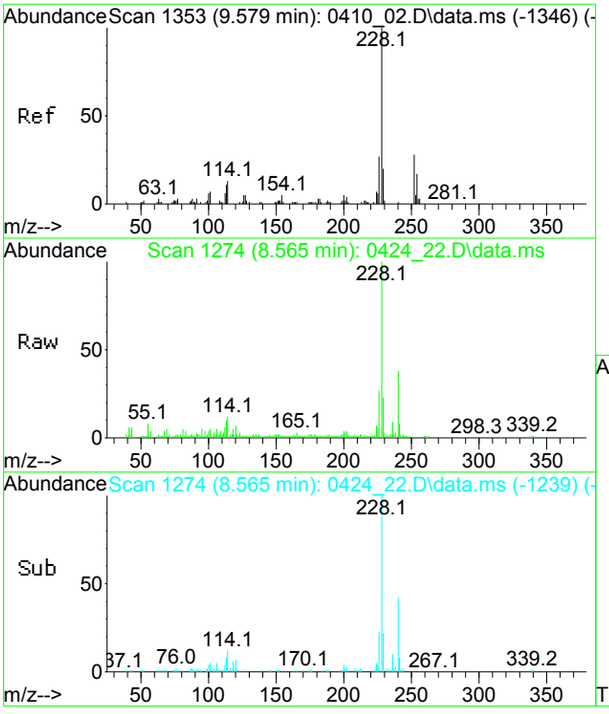

#84
Benz(a)anthracene
Concen: 15.71 ng
RT: 8.565 min Scan# 1274
Delta R.T. 0.006 min
Lab File: 0424_22.D
Acq: 25 Apr 2017 12:55 am

Tgt Ion:228 Resp: 357081

Ion	Ratio	Lower	Upper
228	100		
226	27.5	18.8	35.0
229	27.0	13.9	25.7#

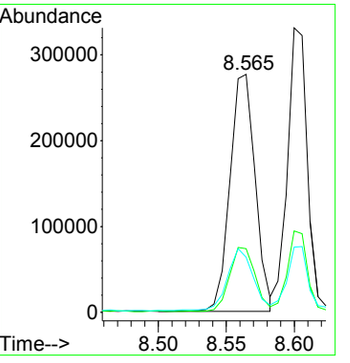

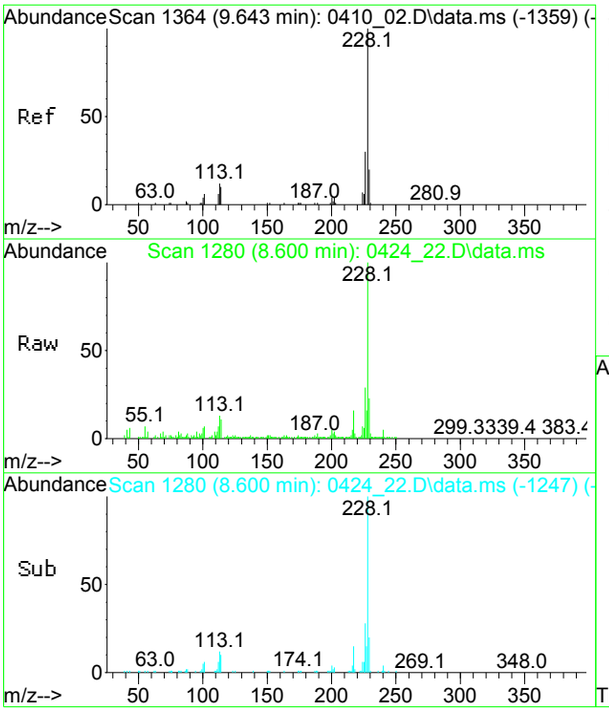

#85
Chrysene
Concen: 16.19 ng
RT: 8.600 min Scan# 1280
Delta R.T. -0.006 min
Lab File: 0424_22.D
Acq: 25 Apr 2017 12:55 am

Tgt Ion:228 Resp: 339537

Ion	Ratio	Lower	Upper
228	100		
226	28.7	20.8	38.6
229	24.5	13.7	25.5

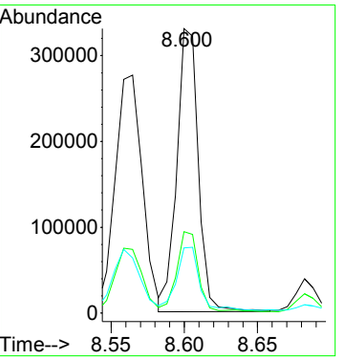

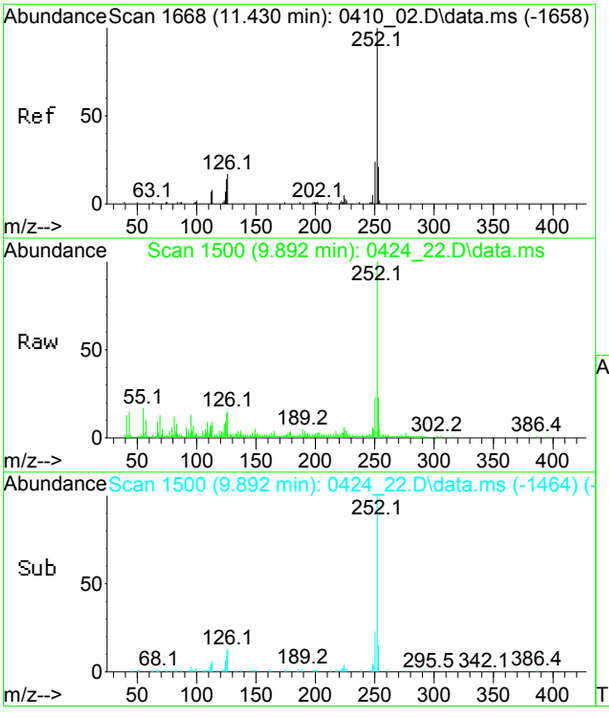

#89
Benzo(b)fluoranthene
Concen: 13.78 ng
RT: 9.892 min Scan# 1500
Delta R.T. 0.012 min
Lab File: 0424_22.D
Acq: 25 Apr 2017 12:55 am

Tgt Ion:252 Resp: 266602

Ion	Ratio	Lower	Upper
252	100		
250	44.8	16.7	30.9#
253	41.8	15.4	28.6#

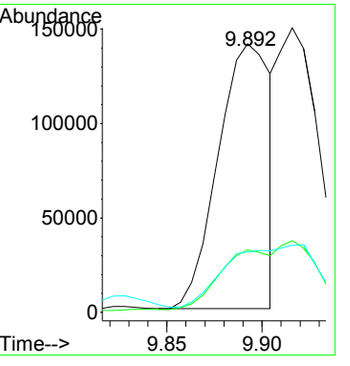

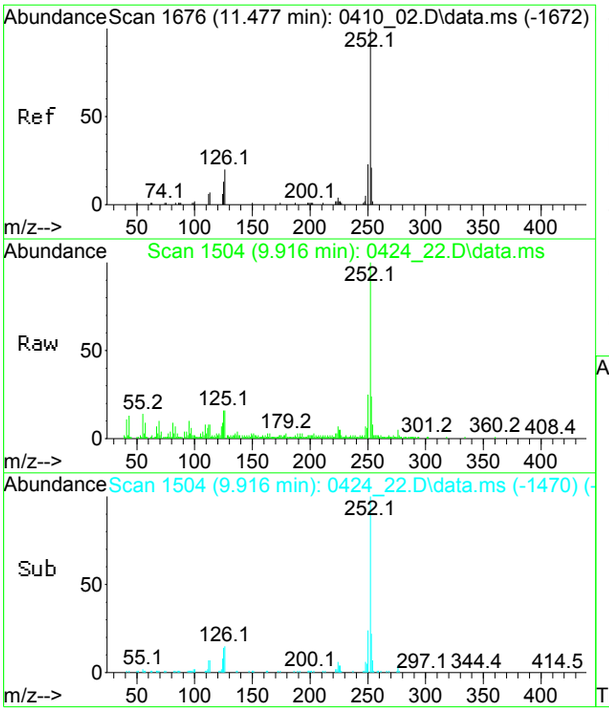

#90
Benzo(k)fluoranthene
Concen: 13.57 ng m
RT: 9.916 min Scan# 1504
Delta R.T. -0.000 min
Lab File: 0424_22.D
Acq: 25 Apr 2017 12:55 am

Tgt Ion:252 Resp: 235502

Ion	Ratio	Lower	Upper
252	100		
250	50.7	15.6	29.0#
253	47.3	14.9	27.7#

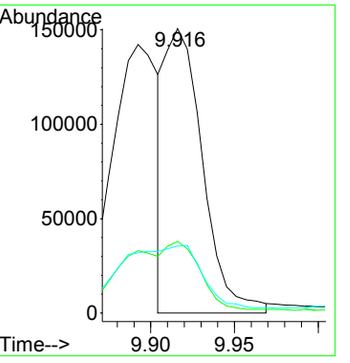

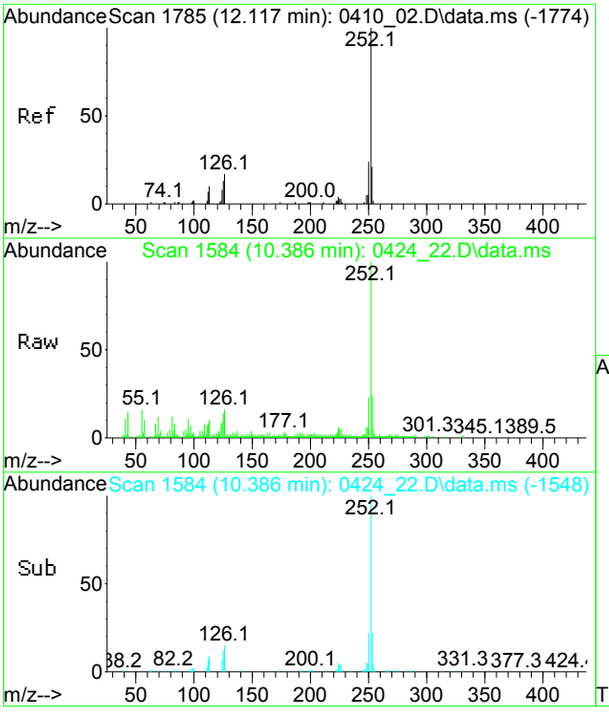

#91
Benzo(a)pyrene
Concen: 14.84 ng
RT: 10.386 min Scan# 1584
Delta R.T. 0.012 min
Lab File: 0424_22.D
Acq: 25 Apr 2017 12:55 am

Tgt Ion:252 Resp: 265209

Ion	Ratio	Lower	Upper
252	100		
250	22.2	16.7	30.9
253	24.8	15.3	28.3

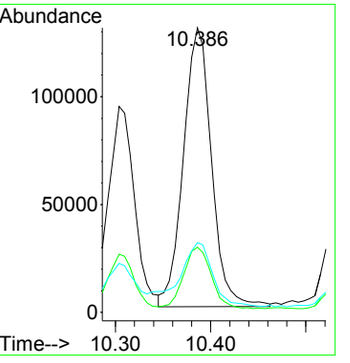

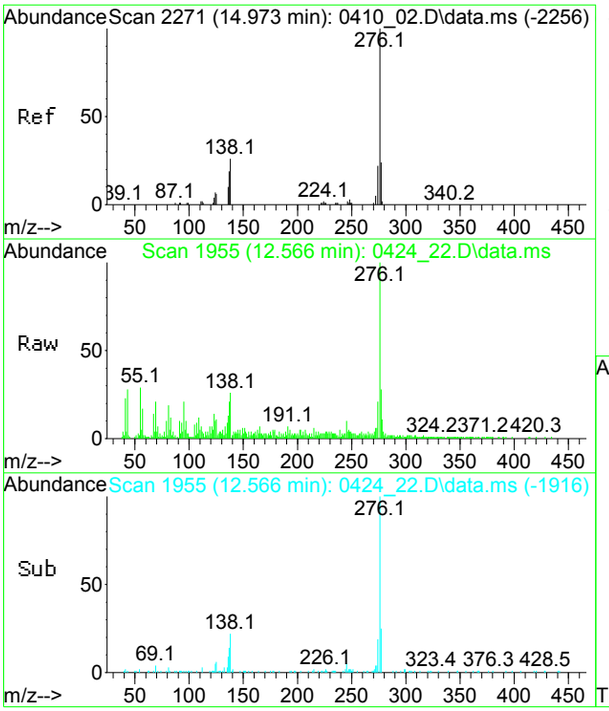

#92
Indeno(1,2,3-cd)pyrene
Concen: 8.12 ng
RT: 12.566 min Scan# 1955
Delta R.T. 0.029 min
Lab File: 0424_22.D
Acq: 25 Apr 2017 12:55 am

Tgt Ion:276 Resp: 129245

Ion	Ratio	Lower	Upper
276	100		
277	34.5	16.7	31.1#
274	21.7	15.8	29.3

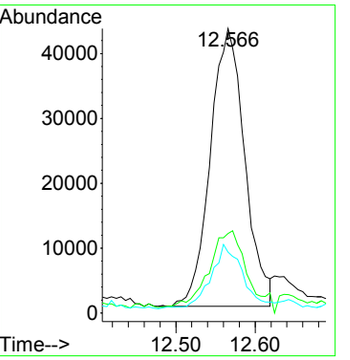

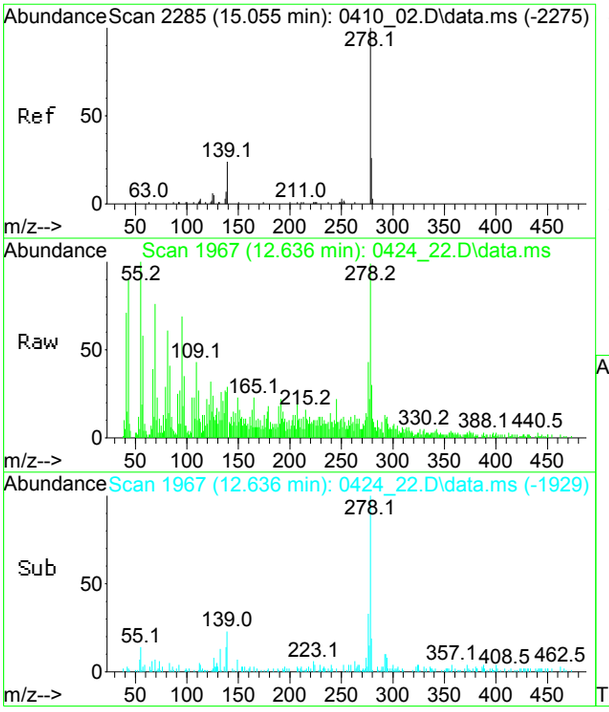

#93
Dibenz(a,h)anthracene
Concen: 2.10 ng
RT: 12.636 min Scan# 1967
Delta R.T. 0.023 min
Lab File: 0424_22.D
Acq: 25 Apr 2017 12:55 am

Tgt Ion:278 Resp: 33599

Ion	Ratio	Lower	Upper
278	100		
279	30.6	16.2	30.2#
139	43.3	15.1	28.1#

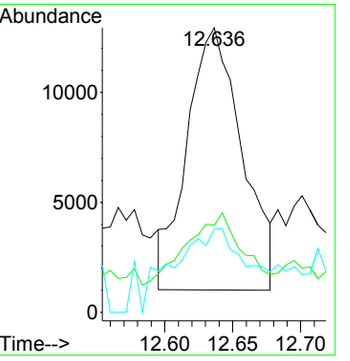

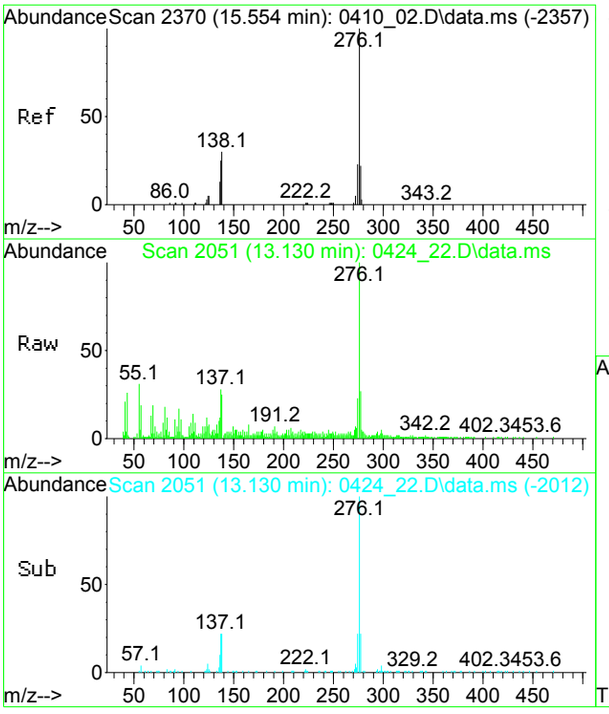

#94
Benzo(ghi)perylene
Concen: 7.67 ng
RT: 13.130 min Scan# 2051
Delta R.T. 0.029 min
Lab File: 0424_22.D
Acq: 25 Apr 2017 12:55 am

Tgt Ion:276 Resp: 129947

Ion	Ratio	Lower	Upper
276	100		
277	24.8	16.1	29.9
274	20.3	15.8	29.4

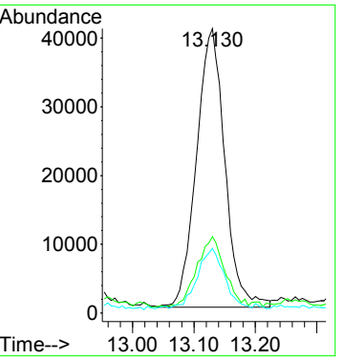

CLIENT ID

SEMIVOLATILE ORGANICS ANALYSIS DATA SHEET

B3-2 S-2

Client: NETC Lab: Phoenix Env. Labs

SDG No.: GBY06958 Lab Sample ID: BY06962

Sample wt/vol: 15.26 (g/mL) g Lab File ID: 0424_18.D

Concentrated Extract Volume: 1000 (uL) Date Received: 04/19/17

% Moisture: 24 Date Extracted: 04/24/17

Instrument: CHEM06 Inj. Vol. 1.0 (uL) Date Analyzed: 04/24/17

GPC Cleanup:(Y/N) N pH: Dilution Factor: 1

Matrix: (soil/water) Soil CONCENTRATION UNITS:(ug/L or ug/Kg) ug/Kg

CAS NO.	COMPOUND	CONC.	Q	MDL	PQL	R
62-75-9	N-Nitrosodimethylamine	300	U	120	300	r
110-86-1	Pyridine	300	U	110	300	r
108-95-2	Phenol	300	U	140	300	r
111-44-4	Bis(2-chloroethyl)ether	220	U	120	220	r
62-53-3	Aniline	340	U	340	340	r
95-57-8	2-Chlorophenol	300	U	120	300	r
541-73-1	1,3-Dichlorobenzene	300	U	130	300	r
106-46-7	1,4-Dichlorobenzene	300	U	130	300	r
95-50-1	1,2-Dichlorobenzene	300	U	120	300	r
95-48-7	2-Methylphenol (o-cresol)	300	U	200	300	r
39638-32-9	Bis(2-chloroisopropyl)ether	300	U	120	300	r
621-64-7	N-Nitrosodi-n-propylamine	220	U	140	220	r
HNX - M&P CRESOL	3&4-Methylphenol (m&p-cresol)	290	J	170	300	r
98-86-2	Acetophenone	300	U	130	300	r
67-72-1	Hexachloroethane	220	U	130	220	r
98-95-3	Nitrobenzene	220	U	150	220	r
78-59-1	Isophorone	220	U	120	220	r
88-75-5	2-Nitrophenol	300	U	270	300	r
105-67-9	2,4-Dimethylphenol	300	U	110	300	r
111-91-1	Bis(2-chloroethoxy)methane	300	U	120	300	r
65-85-0	Benzoic Acid	2200	U	860	2200	r
120-83-2	2,4-Dichlorophenol	220	U	150	220	r
120-82-1	1,2,4-Trichlorobenzene	300	U	130	300	r
91-20-3	Naphthalene	300	U	120	300	r
106-47-8	4-Chloroaniline	340	U	200	340	r
87-68-3	Hexachlorobutadiene	300	U	160	300	r
59-50-7	4-Chloro-3-methylphenol	300	U	150	300	r
91-57-6	2-Methylnaphthalene	300	U	130	300	r
77-47-4	Hexachlorocyclopentadiene	300	U	130	300	r
95-94-3	1,2,4,5-Tetrachlorobenzene	300	U	150	300	r
88-06-2	2,4,6-Trichlorophenol	220	U	140	220	r
95-95-4	2,4,5-Trichlorophenol	300	U	240	300	r
91-58-7	2-Chloronaphthalene	300	U	120	300	r
100-01-6	4-Nitroaniline	430	U	140	430	r
131-11-3	Dimethylphthalate	300	U	130	300	r
606-20-2	2,6-Dinitrotoluene	220	U	140	220	r

FORM I SV

r=Result Reported U=Not Detected D=Reported Dilution E/J=Estimated Value X=Not Used S=Lab Solvent

CLIENT ID

SEMIVOLATILE ORGANICS ANALYSIS DATA SHEET

B3-2 S-2

Client: NETC Lab: Phoenix Env. Labs

SDG No.: GBY06958 Lab Sample ID: BY06962

Sample wt/vol: 15.26 (g/mL) g Lab File ID: 0424_18.D

Concentrated Extract Volume: 1000 (uL) Date Received: 04/19/17

% Moisture: 24 Date Extracted: 04/24/17

Instrument: CHEM06 Inj. Vol. 1.0 (uL) Date Analyzed: 04/24/17

GPC Cleanup:(Y/N) N pH: Dilution Factor: 1

Matrix: (soil/water) Soil CONCENTRATION UNITS:(ug/L or ug/Kg) ug/Kg

CAS NO.	COMPOUND	CONC.	Q	MDL	PQL	R
208-96-8	Acenaphthylene	300	U	120	300	r
99-09-2	3-Nitroaniline	430	U	860	430	r
83-32-9	Acenaphthene	300	U	130	300	r
51-28-5	2,4-Dinitrophenol	300	U	300	300	r
132-64-9	Dibenzofuran	300	U	130	300	r
121-14-2	2,4-Dinitrotoluene	220	U	170	220	r
100-02-7	4-Nitrophenol	430	U	190	430	r
84-66-2	Diethyl phthalate	300	U	140	300	r
86-73-7	Fluorene	300	U	140	300	r
7005-72-3	4-Chlorophenyl phenyl ether	300	U	140	300	r
88-74-4	2-Nitroaniline	300	U	300	300	r
534-52-1	4,6-Dinitro-2-methylphenol	110	J	86	260	r
86-30-6	N-Nitrosodiphenylamine	300	U	170	300	r
122-66-7	Azobenzene	300	U	140	300	r
101-55-3	4-Bromophenyl phenyl ether	300	U	130	300	r
118-74-1	Hexachlorobenzene	220	U	130	220	r
87-86-5	Pentachlorophenol	260	U	160	260	r
82-68-8	Pentachloronitrobenzene	300	U	160	300	r
85-01-8	Phenanthrene	300	U	120	300	r
120-12-7	Anthracene	300	U	140	300	r
86-74-8	Carbazole	220	U	170	220	r
84-74-2	Di-n-butylphthalate	300	U	110	300	r
206-44-0	Fluoranthene	300	U	140	300	r
92-87-5	Benzidine	430	U	250	430	r
129-00-0	Pyrene	300	U	150	300	r
85-68-7	Benzyl butyl phthalate	300	U	110	300	r
117-81-7	Bis(2-ethylhexyl)phthalate	300	U	120	300	r
56-55-3	Benz(a)anthracene	300	U	140	300	r
218-01-9	Chrysene	300	U	140	300	r
117-84-0	Di-n-octylphthalate	300	U	110	300	r
91-94-1	3,3'-dichlorobenzidine	220	U	200	220	r
205-99-2	Benzo(b)fluoranthene	300	U	150	300	r
207-08-9	Benzo(k)fluoranthene	300	U	140	300	r
50-32-8	Benzo(a)pyrene	220	U	140	220	r
193-39-5	Indeno(1,2,3-cd)pyrene	300	U	140	300	r
53-70-3	Dibenz(a,h)anthracene	220	U	140	220	r

FORM I SV

r=Result Reported U=Not Detected D=Reported Dilution E/J=Estimated Value X=Not Used S=Lab Solvent

CLIENT ID

SEMIVOLATILE ORGANICS ANALYSIS DATA SHEET

B3-2 S-2

Client: NETC Lab: Phoenix Env. Labs

SDG No.: GBY06958 Lab Sample ID: BY06962

Sample wt/vol: 15.26 (g/mL) g Lab File ID: 0424_18.D

Concentrated Extract Volume: 1000 (uL) Date Received: 04/19/17

% Moisture: 24 Date Extracted: 04/24/17

Instrument: CHEM06 Inj. Vol. 1.0 (uL) Date Analyzed: 04/24/17

GPC Cleanup:(Y/N) N pH: Dilution Factor: 1

Matrix: (soil/water) Soil CONCENTRATION UNITS:(ug/L or ug/Kg) ug/Kg

CAS NO.	COMPOUND	CONC.	Q	MDL	PQL	R
191-24-2	Benzo(ghi)perylene	300	U	140	300	r

FORM I SV

r=Result Reported U=Not Detected D=Reported Dilution E/J=Estimated Value X=Not Used S=Lab Solvent

Quantitation Report (QT Reviewed)

Data Path : H:\SV2017\CHEM06\04APR\24\
Data File : 0424_18.D
Acq On : 24 Apr 2017 11:22 pm
Operator :
Client ID : B3-2 S-2
Lab ID : BY06962
ALS Vial : 8 Sample Multiplier: 1

Quant Time: Apr 25 09:23:32 2017
Quant Method : H:\SV2017\CHEM06\METHODS\SV_0424.M
Quant Title : Semivolatiles by GC/MS - EPA Method 625/8270
QLast Update : Mon Apr 24 12:54:51 2017
Response via : Initial Calibration

Compound	R.T.	QIon	Response	Conc	Units		Dev(Min)
Internal Standards							
1) 1,4-Dichlorobenzene-d4	2.577	152	127552	40.000	ng		0.00
23) Naphthalene-d8	3.553	136	443703	40.000	ng		0.00
41) Acenaphthene-d10	5.022	164	255677	40.000	ng		0.00
65) Phenanthrene-d10	6.267	188	474522	40.000	ng	#	0.00
81) Chrysene-d12	8.571	240	479621	40.000	ng		-0.01
88) Perylene-d12	10.463	264	446285	40.000	ng		-0.02
System Monitoring Compounds							
5) % 2-Fluorophenol	1.808	112	115291	37.142	ng		0.01
Spiked Amount 75.000	Range 30 - 130		Recovery =	49.52%			
6) % Phenol-d5	2.389	99	156673	40.567	ng		0.00
Spiked Amount 75.000	Range 30 - 130		Recovery =	54.09%			
21) % Nitrobenzene-d5	3.012	82	72917	22.300	ng		0.00
Spiked Amount 50.000	Range 30 - 130		Recovery =	44.60%			
44) % 2-Fluorobiphenyl	4.469	172	201530	26.704	ng		0.00
Spiked Amount 50.000	Range 30 - 130		Recovery =	53.40%			
66) % 2,4,6-Tribromophenol	5.703	62	34055	51.947	ng		0.00
Spiked Amount 75.000	Range 30 - 130		Recovery =	69.27%			
80) % Terphenyl-d14	7.666	244	282399	35.253	ng		0.00
Spiked Amount 50.000			Recovery =	70.50%			
Target Compounds							Qvalue
18) 3&4-Methylphenol (m&p-...	2.924	107	13290	3.369	ng	#	87
62) 4,6-Dinitro-2-methylph...	5.598	198	1768	1.308	ng		91

(#)out of range (m)manual integration reviewed by analyst (+)signals summed

Quantitation Report (QT Reviewed)

Data Path : H:\SV2017\CHEM06\04APR\24\
Data File : 0424_18.D
Acq On : 24 Apr 2017 11:22 pm
Operator :
Client ID : B3-2 S-2
Lab ID : BY06962
ALS Vial : 8 Sample Multiplier: 1

Quant Time: Apr 25 09:23:32 2017
Quant Method : H:\SV2017\CHEM06\METHODS\SV_0424.M
Quant Title : Semivolatiles by GC/MS - EPA Method 625/8270
QLast Update : Mon Apr 24 12:54:51 2017
Response via : Initial Calibration



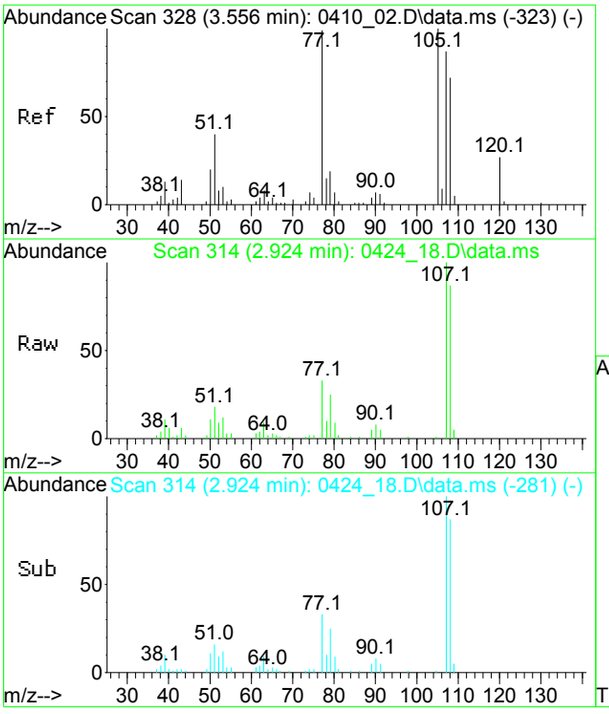

#18
3&4-Methylphenol (m&p-cresol)
Concen: 3.37 ng
RT: 2.924 min Scan# 314
Delta R.T. -0.006 min
Lab File: 0424_18.D
Acq: 24 Apr 2017 11:22 pm

Tgt Ion:107 Resp: 13290

Ion	Ratio	Lower	Upper
107	100		
108	90.2	57.7	107.1
77	43.8	21.2	39.4#

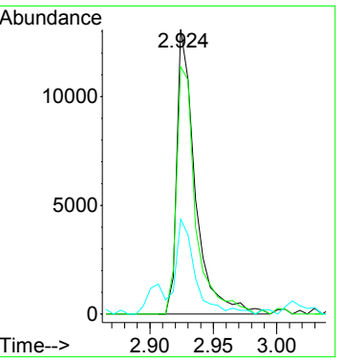

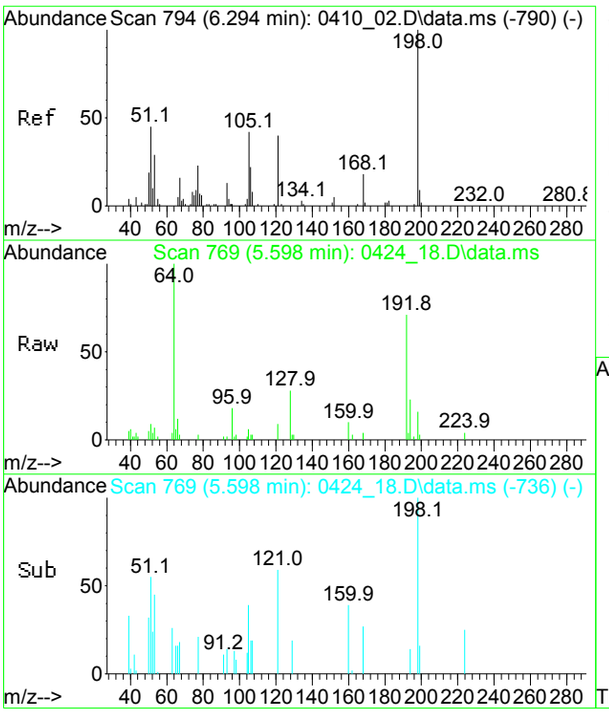

#62
4,6-Dinitro-2-methylphenol
Concen: 1.31 ng
RT: 5.598 min Scan# 769
Delta R.T. -0.006 min
Lab File: 0424_18.D
Acq: 24 Apr 2017 11:22 pm

Tgt Ion:198 Resp: 1768

Ion	Ratio	Lower	Upper
198	100		
121	45.5	27.4	51.0
105	42.9	26.7	49.5

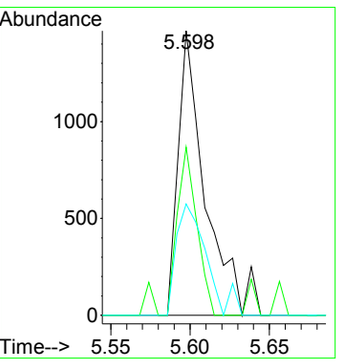

CLIENT ID

SEMIVOLATILE ORGANICS ANALYSIS DATA SHEET

B2-1 S-1 10X

Client: NETC Lab: Phoenix Env. Labs

SDG No.: GBY06958 Lab Sample ID: BY06966 10X

Sample wt/vol: 15.07 (g/mL) g Lab File ID: 0425_23.D

Concentrated Extract Volume: 1000 (uL) Date Received: 04/19/17

% Moisture: 17 Date Extracted: 04/24/17

Instrument: CHEM27 Inj. Vol. 1.0 (uL) Date Analyzed: 04/25/17

GPC Cleanup:(Y/N) N pH: Dilution Factor: 10

Matrix: (soil/water) Soil CONCENTRATION UNITS:(ug/L or ug/Kg) ug/Kg

CAS NO.	COMPOUND	CONC.	Q	MDL	PQL	R
62-75-9	N-Nitrosodimethylamine	2800	U	1100	2800	r
110-86-1	Pyridine	2800	U	980	2800	r
108-95-2	Phenol	1300	U	1300	1300	r
111-44-4	Bis(2-chloroethyl)ether	2000	U	1100	2000	r
62-53-3	Aniline	3200	U	3200	3200	r
95-57-8	2-Chlorophenol	2800	U	1100	2800	r
541-73-1	1,3-Dichlorobenzene	2800	U	1200	2800	r
106-46-7	1,4-Dichlorobenzene	2800	U	1200	2800	r
95-50-1	1,2-Dichlorobenzene	2800	U	1100	2800	r
95-48-7	2-Methylphenol (o-cresol)	1900	U	1900	1900	r
39638-32-9	Bis(2-chloroisopropyl)ether	2800	U	1100	2800	r
621-64-7	N-Nitrosodi-n-propylamine	2000	U	1300	2000	r
HNX - M&P CRESOI	3&4-Methylphenol (m&p-cresol)	2800	U	1600	2800	r
98-86-2	Acetophenone	2800	U	1200	2800	r
67-72-1	Hexachloroethane	2000	U	1200	2000	r
98-95-3	Nitrobenzene	2000	U	1400	2000	r
78-59-1	Isophorone	2000	U	1100	2000	r
88-75-5	2-Nitrophenol	2800	U	2500	2800	r
105-67-9	2,4-Dimethylphenol	2800	U	990	2800	r
111-91-1	Bis(2-chloroethoxy)methane	2800	U	1100	2800	r
65-85-0	Benzoic Acid	20000	U	8000	20000	r
120-83-2	2,4-Dichlorophenol	2000	U	1400	2000	r
120-82-1	1,2,4-Trichlorobenzene	2800	U	1200	2800	r
91-20-3	Naphthalene	4100		1200	2800	r
106-47-8	4-Chloroaniline	3200	U	1900	3200	r
87-68-3	Hexachlorobutadiene	2800	U	1400	2800	r
59-50-7	4-Chloro-3-methylphenol	2800	U	1400	2800	r
91-57-6	2-Methylnaphthalene	2800	U	1200	2800	r
77-47-4	Hexachlorocyclopentadiene	2800	U	1200	2800	r
95-94-3	1,2,4,5-Tetrachlorobenzene	2800	U	1400	2800	r
88-06-2	2,4,6-Trichlorophenol	2000	U	1300	2000	r
95-95-4	2,4,5-Trichlorophenol	2800	U	2200	2800	r
91-58-7	2-Chloronaphthalene	2800	U	1100	2800	r
100-01-6	4-Nitroaniline	4000	U	1300	4000	r
131-11-3	Dimethylphthalate	2800	U	1200	2800	r
606-20-2	2,6-Dinitrotoluene	2000	U	1300	2000	r

FORM I SV

r=Result Reported U=Not Detected D=Reported Dilution E/J=Estimated Value X=Not Used S=Lab Solvent

CLIENT ID

SEMIVOLATILE ORGANICS ANALYSIS DATA SHEET

B2-1 S-1 10X

Client: NETC Lab: Phoenix Env. Labs

SDG No.: GBY06958 Lab Sample ID: BY06966 10X

Sample wt/vol: 15.07 (g/mL) g Lab File ID: 0425_23.D

Concentrated Extract Volume: 1000 (uL) Date Received: 04/19/17

% Moisture: 17 Date Extracted: 04/24/17

Instrument: CHEM27 Inj. Vol. 1.0 (uL) Date Analyzed: 04/25/17

GPC Cleanup:(Y/N) N pH: Dilution Factor: 10

Matrix: (soil/water) Soil CONCENTRATION UNITS:(ug/L or ug/Kg) ug/Kg

CAS NO.	COMPOUND	CONC.	Q	MDL	PQL	R
208-96-8	Acenaphthylene	2800	U	1100	2800	r
99-09-2	3-Nitroaniline	4000	U	8000	4000	r
83-32-9	Acenaphthene	3000		1200	2800	r
51-28-5	2,4-Dinitrophenol	2800	U	2800	2800	r
132-64-9	Dibenzofuran	2000	J	1200	2800	r
121-14-2	2,4-Dinitrotoluene	2000	U	1600	2000	r
100-02-7	4-Nitrophenol	4000	U	1800	4000	r
84-66-2	Diethyl phthalate	2800	U	1300	2800	r
86-73-7	Fluorene	3100		1300	2800	r
7005-72-3	4-Chlorophenyl phenyl ether	2800	U	1300	2800	r
88-74-4	2-Nitroaniline	2800	U	2800	2800	r
534-52-1	4,6-Dinitro-2-methylphenol	2400	U	800	2400	r
86-30-6	N-Nitrosodiphenylamine	2800	U	1500	2800	r
122-66-7	Azobenzene	2800	U	1300	2800	r
101-55-3	4-Bromophenyl phenyl ether	2800	U	1200	2800	r
118-74-1	Hexachlorobenzene	2000	U	1200	2000	r
87-86-5	Pentachlorophenol	1500	U	1500	1500	r
82-68-8	Pentachloronitrobenzene	2800	U	1500	2800	r
85-01-8	Phenanthrene	25000		1100	2800	r
120-12-7	Anthracene	6300		1300	2800	r
86-74-8	Carbazole	3000		1600	2000	r
84-74-2	Di-n-butylphthalate	2800	U	1100	2800	r
206-44-0	Fluoranthene	34000		1300	2800	r
92-87-5	Benzidine	4000	U	2400	4000	r
129-00-0	Pyrene	28000		1400	2800	r
85-68-7	Benzyl butyl phthalate	2800	U	1000	2800	r
117-81-7	Bis(2-ethylhexyl)phthalate	2800	U	1200	2800	r
56-55-3	Benz(a)anthracene	15000		1300	1300	r
218-01-9	Chrysene	15000		1300	1300	r
117-84-0	Di-n-octylphthalate	2800	U	1000	2800	r
91-94-1	3,3'-dichlorobenzidine	2000	U	1900	2000	r
205-99-2	Benzo(b)fluoranthene	12000		1400	1400	r
207-08-9	Benzo(k)fluoranthene	12000		1300	1300	r
50-32-8	Benzo(a)pyrene	14000		1300	1300	r
193-39-5	Indeno(1,2,3-cd)pyrene	9600		1300	1300	r
53-70-3	Dibenz(a,h)anthracene	1600		1300	1300	r

FORM I SV

r=Result Reported U=Not Detected D=Reported Dilution E/J=Estimated Value X=Not Used S=Lab Solvent

CLIENT ID

SEMIVOLATILE ORGANICS ANALYSIS DATA SHEET

B2-1 S-1 10X

Client: NETC Lab: Phoenix Env. Labs

SDG No.: GBY06958 Lab Sample ID: BY06966 10X

Sample wt/vol: 15.07 (g/mL) g Lab File ID: 0425_23.D

Concentrated Extract Volume: 1000 (uL) Date Received: 04/19/17

% Moisture: 17 Date Extracted: 04/24/17

Instrument: CHEM27 Inj. Vol. 1.0 (uL) Date Analyzed: 04/25/17

GPC Cleanup:(Y/N) N pH: Dilution Factor: 10

Matrix: (soil/water) Soil CONCENTRATION UNITS:(ug/L or ug/Kg) ug/Kg

CAS NO.	COMPOUND	CONC.	Q	MDL	PQL	R
191-24-2	Benzo(ghi)perylene	7900		1300	2800	r

FORM I SV

r=Result Reported U=Not Detected D=Reported Dilution E/J=Estimated Value X=Not Used S=Lab Solvent

Quantitation Report (QT Reviewed)

Data Path : H:\SV2017\CHEM27\04APR\25\
Data File : 0425_23.D
Acq On : 25 Apr 2017 4:23 pm
Operator :
Client ID : B2-1 S-1 10X
Lab ID : BY06966 10X
ALS Vial : 21 Sample Multiplier: 1

Quant Time: Apr 26 10:58:32 2017
Quant Method : H:\SV2017\CHEM27\METHODS\SV_0419.M
Quant Title : Semivolatiles by GC/MS - EPA Method 625/8270
QLast Update : Wed Apr 26 10:56:58 2017
Response via : Initial Calibration

Compound			R.T.	QIon	Response	Conc	Units		Dev(Min)
Internal Standards									
1) 1,4-Dichlorobenzene-d4			3.615	152	241421	40.000	ng		0.00
23) Naphthalene-d8			4.646	136	921010	40.000	ng		0.00
41) Acenaphthene-d10			6.174	164	508976	40.000	ng		0.00
65) Phenanthrene-d10			7.467	188	1021922	40.000	ng		0.00
81) Chrysene-d12			10.394	240	1140089	40.000	ng		0.00
88) Perylene-d12			13.562	264	1091069	40.000	ng		0.00
System Monitoring Compounds									
5) % 2-Fluorophenol			2.744	112	19926	3.334	ng		0.00
Spiked Amount	75.000	Range 30 - 130			Recovery	=	4.44%#		
6) % Phenol-d5			3.358	99	26530	3.185	ng		0.01
Spiked Amount	75.000	Range 30 - 130			Recovery	=	4.24%#		
21) % Nitrobenzene-d5			4.069	82	19083	2.068	ng		0.00
Spiked Amount	50.000	Range 30 - 130			Recovery	=	4.14%#		
44) % 2-Fluorobiphenyl			5.575	172	36806	2.355	ng		0.00
Spiked Amount	50.000	Range 30 - 130			Recovery	=	4.70%#		
66) % 2,4,6-Tribromophenol			6.868	62	6737	3.794	ng		0.00
Spiked Amount	75.000	Range 30 - 130			Recovery	=	5.05%#		
80) % Terphenyl-d14			8.936	244	46589	2.320	ng		0.00
Spiked Amount	50.000				Recovery	=	4.64%		
Target Compounds									Qvalue
33) Naphthalene			4.662	128	93917	5.154	ng	#	93
52) Acenaphthene			6.200	154	46772	3.770	ng		93
54) Dibenzofuran			6.334	168	49997	2.482	ng		98
59) Fluorene			6.639	166	64240	3.904	ng		95
72) Phenanthrene			7.483	178	725082	31.049	ng		99
73) Anthracene			7.520	178	183171	7.930	ng		94
74) Carbazole			7.664	167	81404	3.779	ng		98
77) Fluoranthene			8.556	202	1196176	42.401	ng		100
79) Pyrene			8.781	202	978129	34.672	ng		96
84) Benz(a)anthracene			10.357	228	553559	19.275	ng	#	93
85) Chrysene			10.432	228	495159	18.623	ng		97
89) Benzo(b)fluoranthene			12.574	252	390871	14.686	ng		96
90) Benzo(k)fluoranthene			12.627	252	392893	14.839	ng		97
91) Benzo(a)pyrene			13.391	252	439524	17.652	ng		96
92) Indeno(1,2,3-cd)pyrene			16.174	276	285856	12.006	ng		96
93) Dibenz(a,h)anthracene			16.223	278	49966m	1.961	ng		
94) Benzo(ghi)perylene			16.591	276	256089	9.873	ng		99

(#)out of range (m)manual integration reviewed by analyst (+)signals summed

Quantitation Report (QT Reviewed)

Data Path : H:\SV2017\CHEM27\04APR\25\
Data File : 0425_23.D
Acq On : 25 Apr 2017 4:23 pm
Operator :
Client ID : B2-1 S-1 10X
Lab ID : BY06966 10X
ALS Vial : 21 Sample Multiplier: 1

Quant Time: Apr 26 10:58:32 2017
Quant Method : H:\SV2017\CHEM27\METHODS\SV_0419.M
Quant Title : Semivolatiles by GC/MS - EPA Method 625/8270
QLast Update : Wed Apr 26 10:56:58 2017
Response via : Initial Calibration

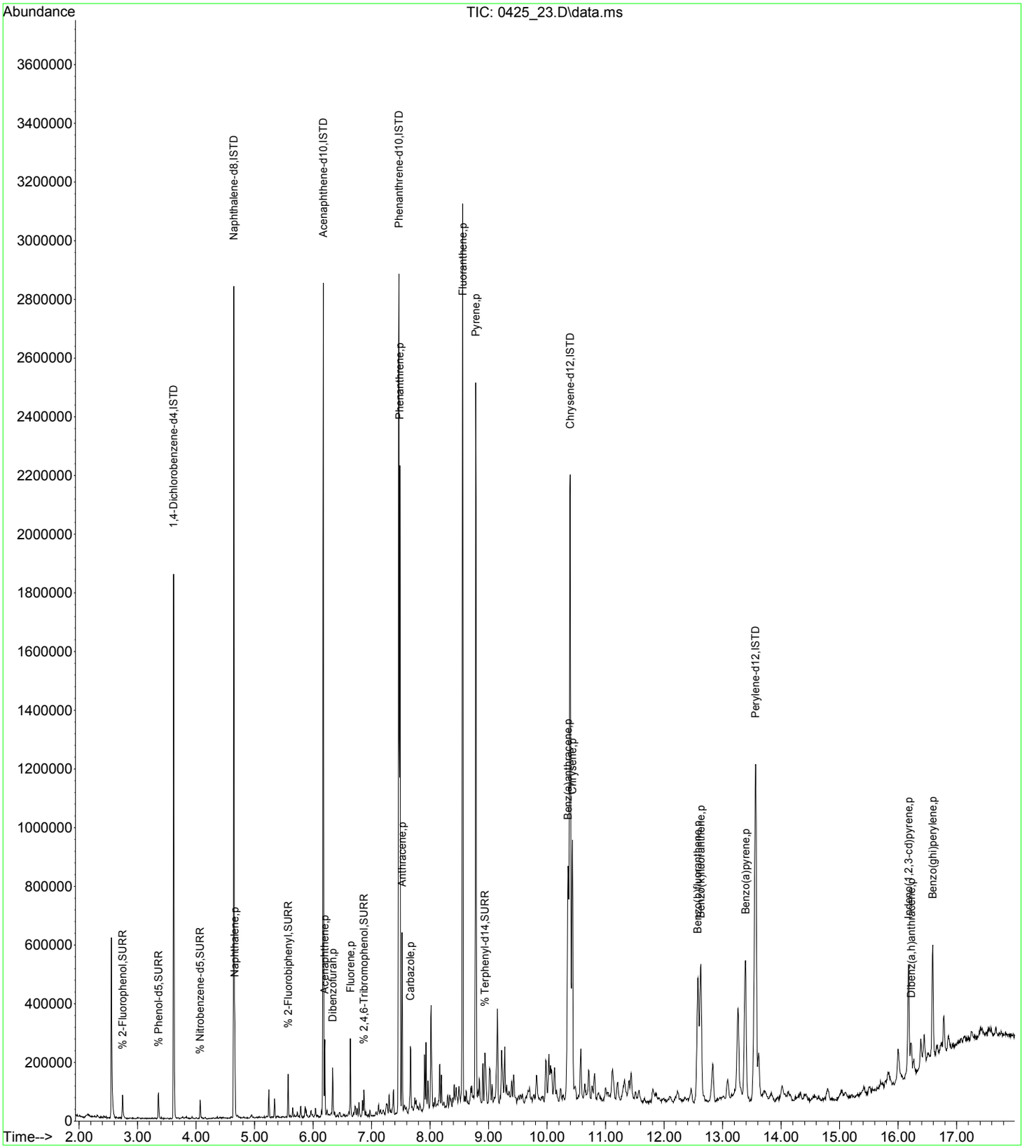

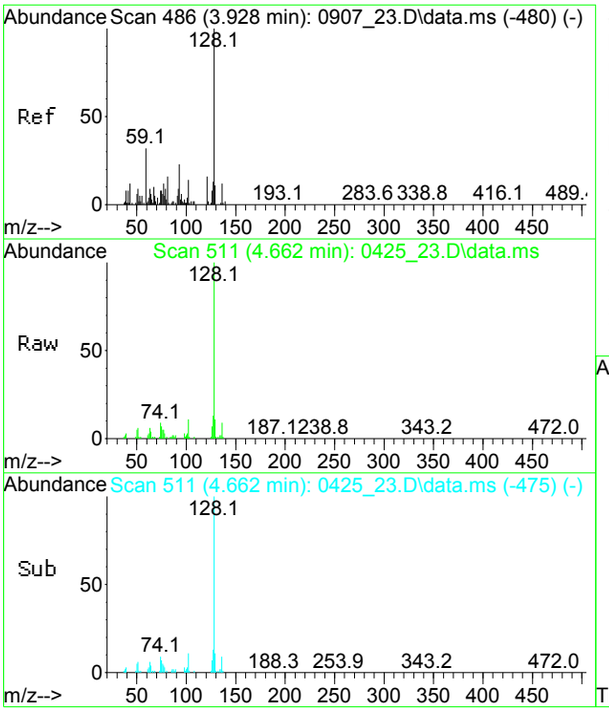

#33
Naphthalene
Concen: 5.15 ng
RT: 4.662 min Scan# 511
Delta R.T. -0.005 min
Lab File: 0425_23.D
Acq: 25 Apr 2017 4:23 pm

Tgt Ion:128 Resp: 93917

Ion	Ratio	Lower	Upper
128	100		
102	18.4	9.3	17.3#
129	10.9	7.6	14.0

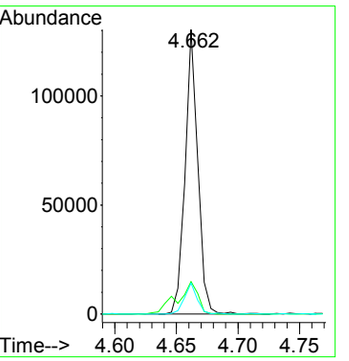

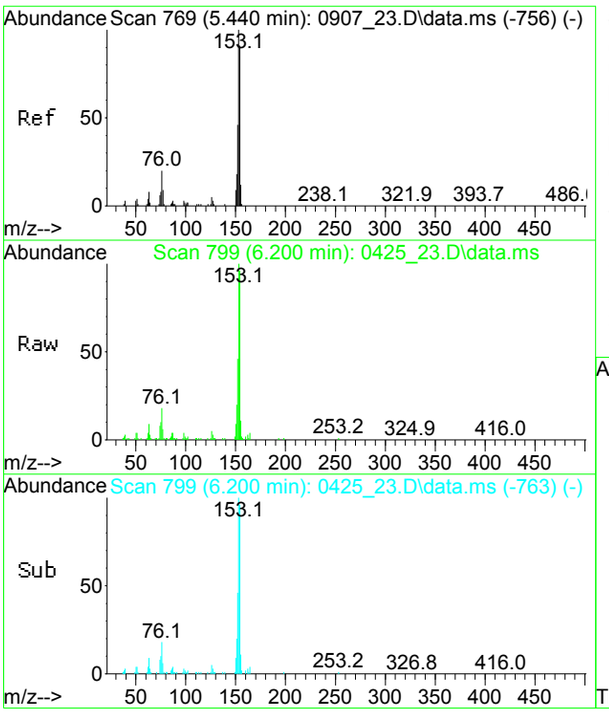

#52
Acenaphthene
Concen: 3.77 ng
RT: 6.200 min Scan# 799
Delta R.T. -0.005 min
Lab File: 0425_23.D
Acq: 25 Apr 2017 4:23 pm

Tgt Ion:154 Resp: 46772

Ion	Ratio	Lower	Upper
154	100		
153	100.7	77.8	144.6
152	51.1	36.1	67.1

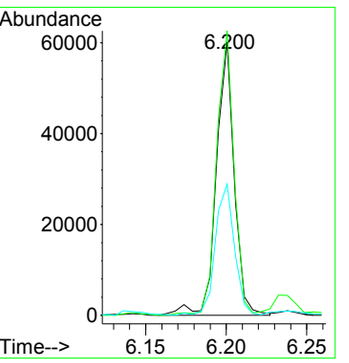



#54
Dibenzofuran
Concen: 2.48 ng
RT: 6.334 min Scan# 824
Delta R.T. -0.005 min
Lab File: 0425_23.D
Acq: 25 Apr 2017 4:23 pm

Tgt Ion:168 Resp: 49997

Ion	Ratio	Lower	Upper
168	100		
139	39.8	27.3	50.7
169	14.1	8.9	16.5

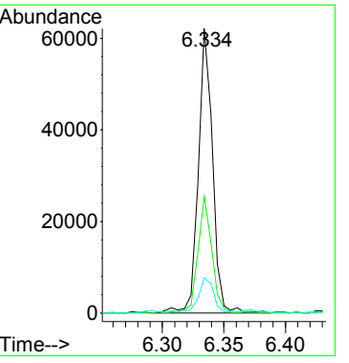

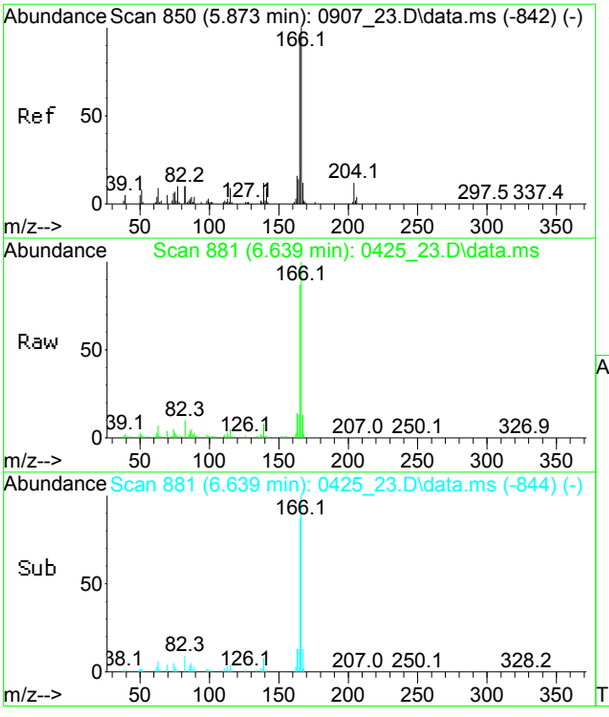

#59
Fluorene
Concen: 3.90 ng
RT: 6.639 min Scan# 881
Delta R.T. 0.000 min
Lab File: 0425_23.D
Acq: 25 Apr 2017 4:23 pm

Tgt Ion:166 Resp: 64240

Ion	Ratio	Lower	Upper
166	100		
165	86.3	64.2	119.2
163	14.8	10.9	20.3

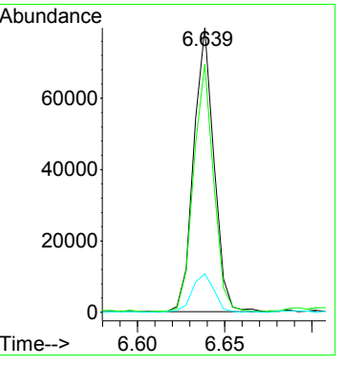

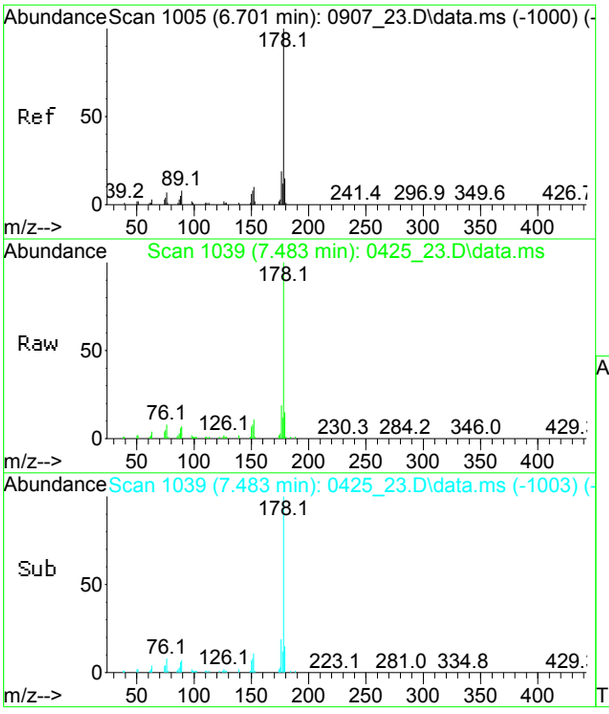

#72
Phenanthrene
Concen: 31.05 ng
RT: 7.483 min Scan# 1039
Delta R.T. -0.005 min
Lab File: 0425_23.D
Acq: 25 Apr 2017 4:23 pm

Tgt Ion:178 Resp: 725082

Ion	Ratio	Lower	Upper
178	100		
176	18.9	13.1	24.3
179	14.9	10.7	19.9

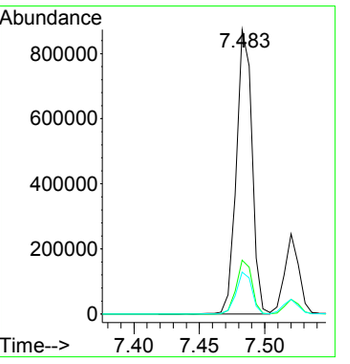

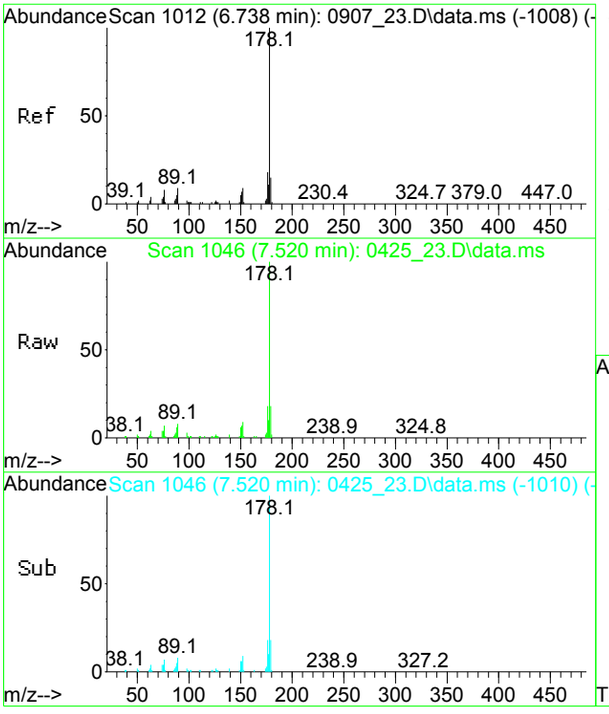

#73
Anthracene
Concen: 7.93 ng
RT: 7.520 min Scan# 1046
Delta R.T. -0.005 min
Lab File: 0425_23.D
Acq: 25 Apr 2017 4:23 pm

Tgt Ion:178 Resp: 183171

Ion	Ratio	Lower	Upper
178	100		
176	19.1	12.7	23.5
179	19.3	10.5	19.5

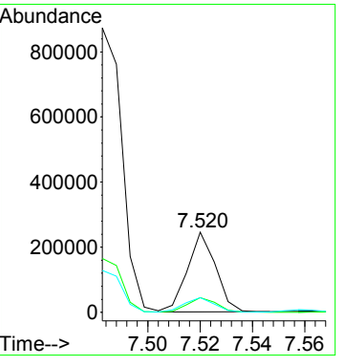

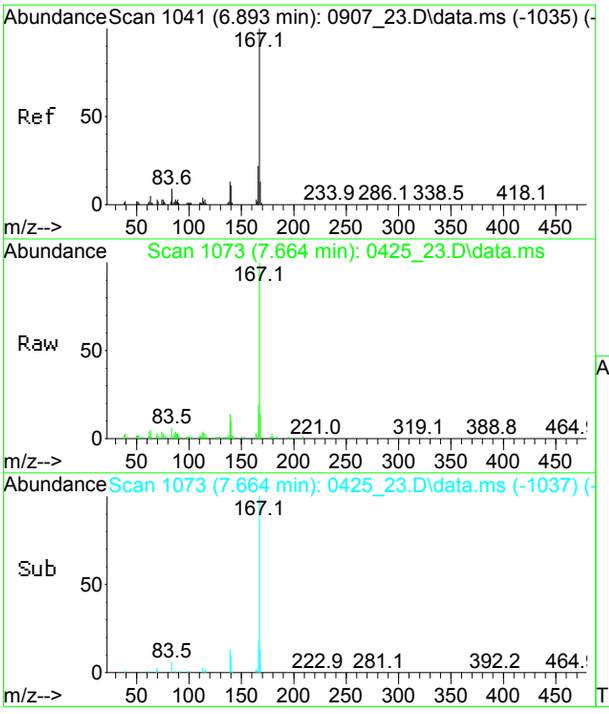

#74
Carbazole
Concen: 3.78 ng
RT: 7.664 min Scan# 1073
Delta R.T. -0.005 min
Lab File: 0425_23.D
Acq: 25 Apr 2017 4:23 pm

Tgt Ion:167 Resp: 81404

Ion	Ratio	Lower	Upper
167	100		
166	22.2	14.6	27.2
168	13.8	9.3	17.3

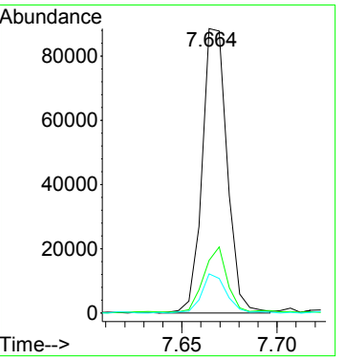

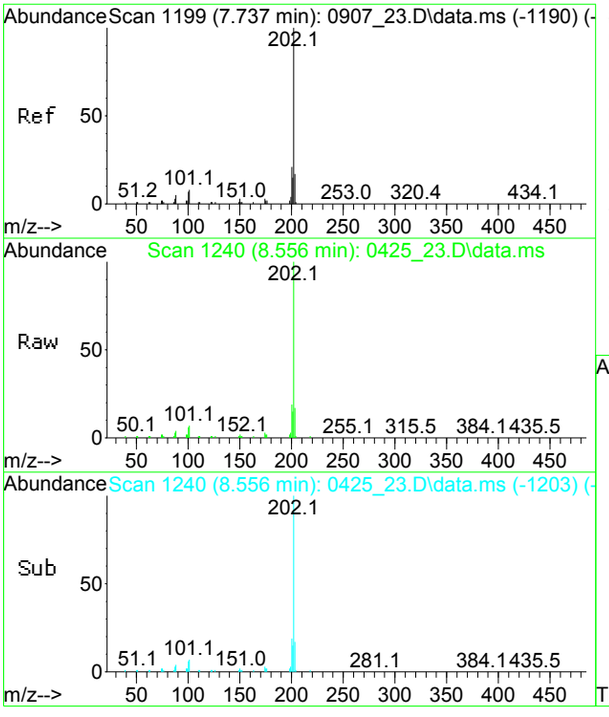

#77
Fluoranthene
Concen: 42.40 ng
RT: 8.556 min Scan# 1240
Delta R.T. 0.000 min
Lab File: 0425_23.D
Acq: 25 Apr 2017 4:23 pm

Tgt Ion:202 Resp: 1196176

Ion	Ratio	Lower	Upper
202	100		
200	18.9	13.4	24.8
203	17.0	11.8	22.0

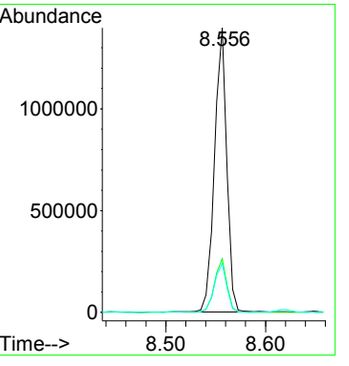



#79
Pyrene
Concen: 34.67 ng
RT: 8.781 min Scan# 1282
Delta R.T. 0.000 min
Lab File: 0425_23.D
Acq: 25 Apr 2017 4:23 pm

Tgt Ion:202 Resp: 978129

Ion	Ratio	Lower	Upper
202	100		
200	19.7	13.8	25.6
203	22.1	12.7	23.7

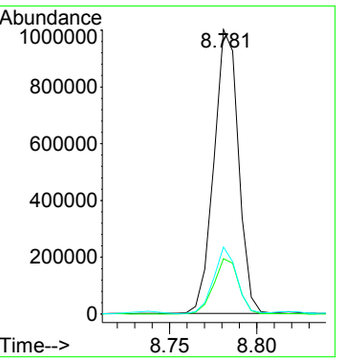

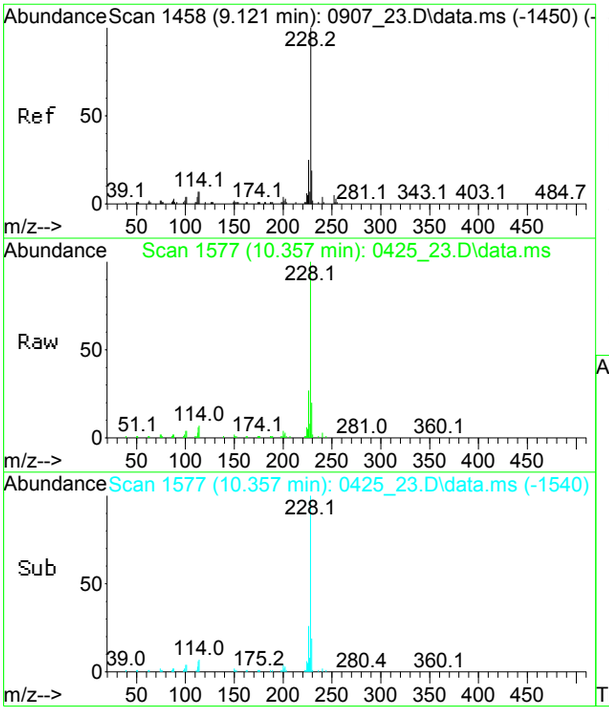

#84
Benz(a)anthracene
Concen: 19.28 ng
RT: 10.357 min Scan# 1577
Delta R.T. 0.000 min
Lab File: 0425_23.D
Acq: 25 Apr 2017 4:23 pm

Tgt Ion:228 Resp: 553559

Ion	Ratio	Lower	Upper
228	100		
226	27.0	18.6	34.5
229	26.0	13.6	25.4#

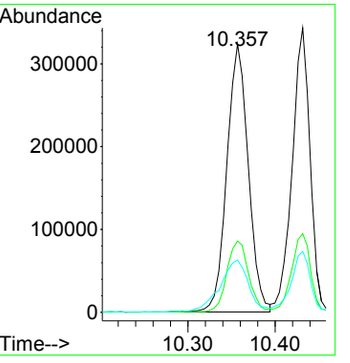

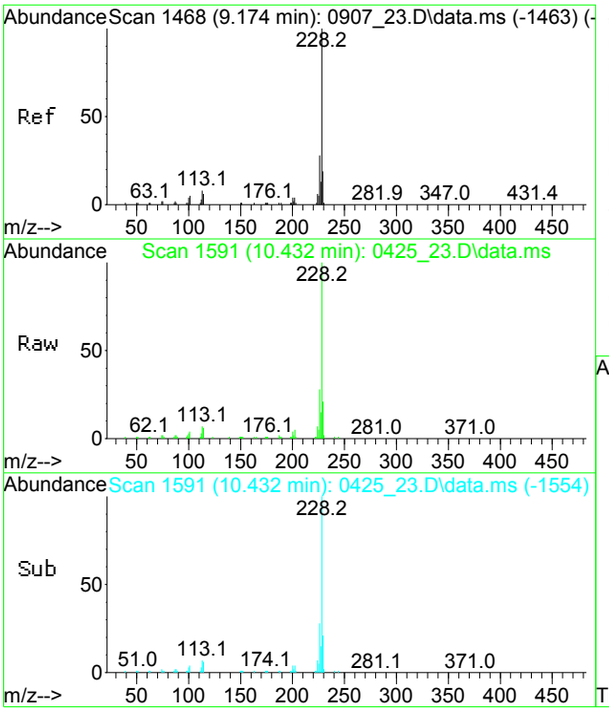

#85
Chrysene
Concen: 18.62 ng
RT: 10.432 min Scan# 1591
Delta R.T. 0.000 min
Lab File: 0425_23.D
Acq: 25 Apr 2017 4:23 pm

Tgt Ion:228 Resp: 495159

Ion	Ratio	Lower	Upper
228	100		
226	28.9	19.9	36.9
229	21.6	13.4	25.0

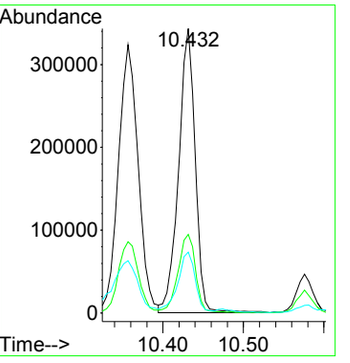



#89
Benzo(b)fluoranthene
Concen: 14.69 ng
RT: 12.574 min Scan# 1992
Delta R.T. 0.000 min
Lab File: 0425_23.D
Acq: 25 Apr 2017 4:23 pm

Tgt Ion:252 Resp: 390871

Ion	Ratio	Lower	Upper
252	100		
250	23.9	16.4	30.4
253	25.2	15.0	27.8

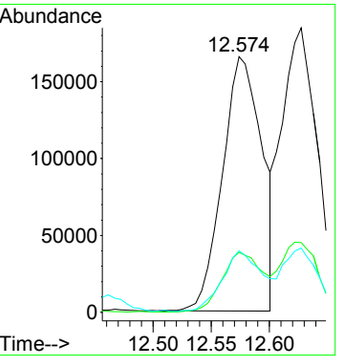

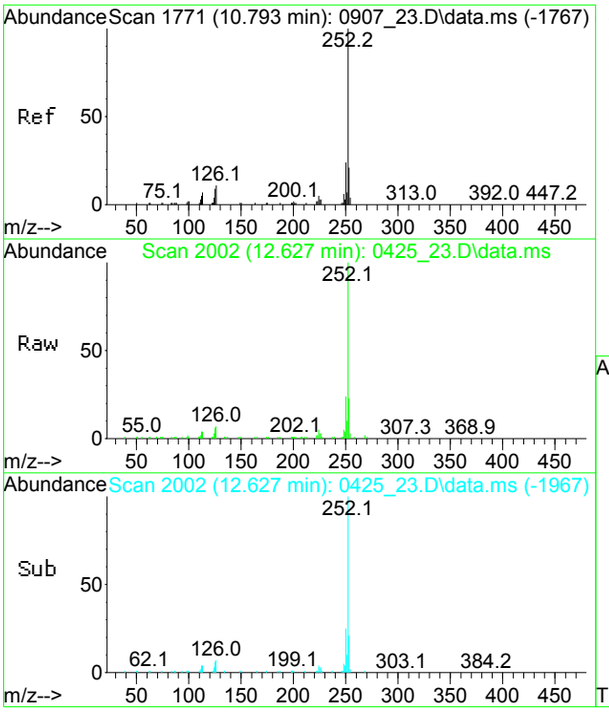

#90
Benzo(k)fluoranthene
Concen: 14.84 ng
RT: 12.627 min Scan# 2002
Delta R.T. -0.011 min
Lab File: 0425_23.D
Acq: 25 Apr 2017 4:23 pm

Tgt Ion:252 Resp: 392893

Ion	Ratio	Lower	Upper
252	100		
250	25.6	16.0	29.6
253	21.2	14.6	27.2

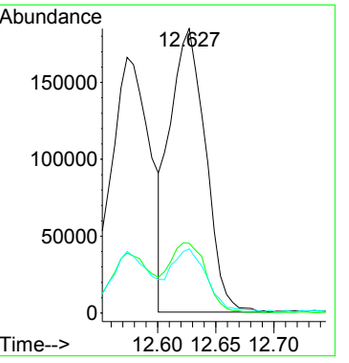



#91
Benzo(a)pyrene
Concen: 17.65 ng
RT: 13.391 min Scan# 2145
Delta R.T. 0.000 min
Lab File: 0425_23.D
Acq: 25 Apr 2017 4:23 pm

Tgt Ion:252 Resp: 439524

Ion	Ratio	Lower	Upper
252	100		
250	24.0	16.4	30.4
253	24.6	15.0	27.8

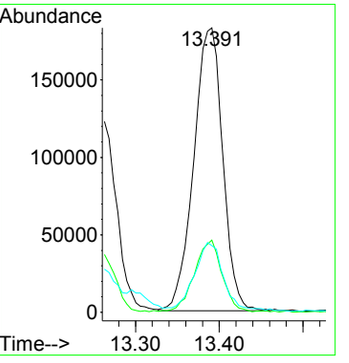

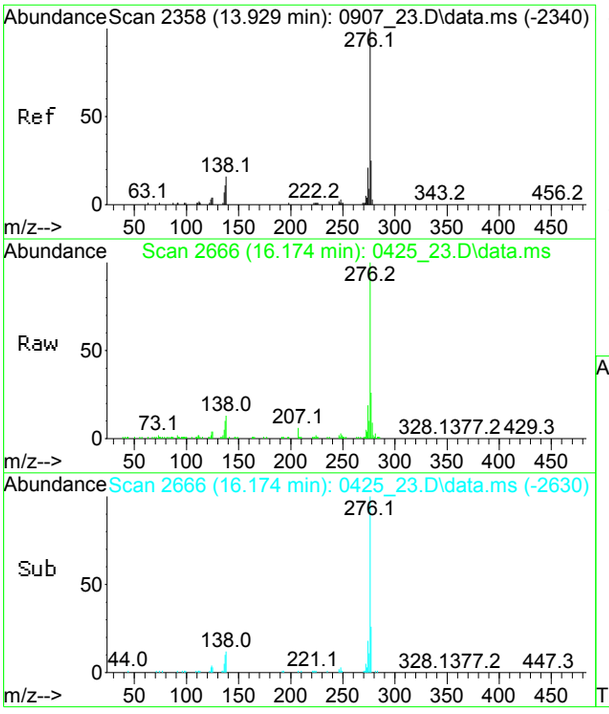

#92
Indeno(1,2,3-cd)pyrene
Concen: 12.01 ng
RT: 16.174 min Scan# 2666
Delta R.T. -0.005 min
Lab File: 0425_23.D
Acq: 25 Apr 2017 4:23 pm

Tgt Ion:276 Resp: 285856

Ion	Ratio	Lower	Upper
276	100		
277	27.3	16.9	31.3
274	20.2	14.6	27.0

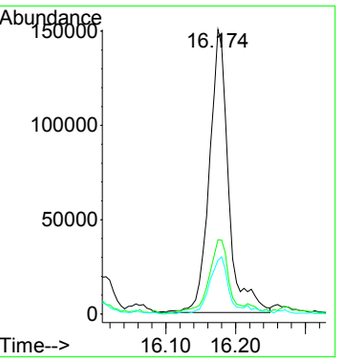



#93
Dibenz(a,h)anthracene
Concen: 1.96 ng m
RT: 16.223 min Scan# 2675
Delta R.T. -0.011 min
Lab File: 0425_23.D
Acq: 25 Apr 2017 4:23 pm

Tgt Ion:278 Resp: 49966

Ion	Ratio	Lower	Upper
278	100		
279	28.2	16.2	30.0
139	13.3	7.8	14.6

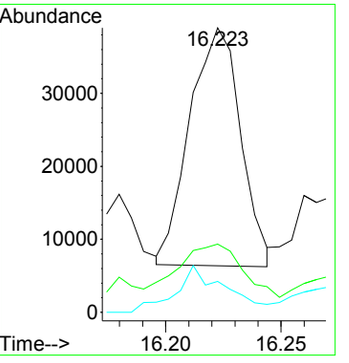



#94
Benzo(ghi)perylene
Concen: 9.87 ng
RT: 16.591 min Scan# 2744
Delta R.T. -0.005 min
Lab File: 0425_23.D
Acq: 25 Apr 2017 4:23 pm

Tgt Ion:276 Resp: 256089

Ion	Ratio	Lower	Upper
276	100		
277	24.3	16.7	30.9
274	21.6	15.3	28.5

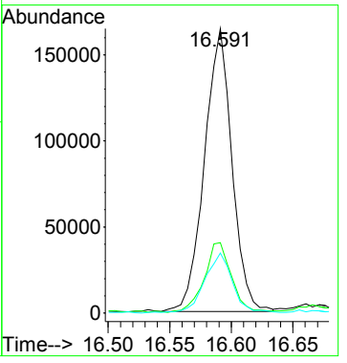

CLIENT ID

SEMIVOLATILE ORGANICS ANALYSIS DATA SHEET

SW-1 S-3

Client: NETC Lab: Phoenix Env. Labs

SDG No.: GBY06958 Lab Sample ID: BY06969

Sample wt/vol: 15.02 (g/mL) g Lab File ID: 0424_24.D

Concentrated Extract Volume: 1000 (uL) Date Received: 04/19/17

% Moisture: 19 Date Extracted: 04/24/17

Instrument: CHEM06 Inj. Vol. 1.0 (uL) Date Analyzed: 04/25/17

GPC Cleanup:(Y/N) N pH: Dilution Factor: 1

Matrix: (soil/water) Soil CONCENTRATION UNITS:(ug/L or ug/Kg) ug/Kg

CAS NO.	COMPOUND	CONC.	Q	MDL	PQL	R
62-75-9	N-Nitrosodimethylamine	290	U	120	290	r
110-86-1	Pyridine	290	U	100	290	r
108-95-2	Phenol	290	U	130	290	r
111-44-4	Bis(2-chloroethyl)ether	210	U	110	210	r
62-53-3	Aniline	330	U	330	330	r
95-57-8	2-Chlorophenol	290	U	120	290	r
541-73-1	1,3-Dichlorobenzene	290	U	120	290	r
106-46-7	1,4-Dichlorobenzene	290	U	120	290	r
95-50-1	1,2-Dichlorobenzene	290	U	120	290	r
95-48-7	2-Methylphenol (o-cresol)	290	U	190	290	r
39638-32-9	Bis(2-chloroisopropyl)ether	290	U	110	290	r
621-64-7	N-Nitrosodi-n-propylamine	210	U	130	210	r
HNX - M&P CRESOI	3&4-Methylphenol (m&p-cresol)	290	U	160	290	r
98-86-2	Acetophenone	290	U	130	290	r
67-72-1	Hexachloroethane	210	U	120	210	r
98-95-3	Nitrobenzene	210	U	140	210	r
78-59-1	Isophorone	210	U	120	210	r
88-75-5	2-Nitrophenol	290	U	260	290	r
105-67-9	2,4-Dimethylphenol	290	U	100	290	r
111-91-1	Bis(2-chloroethoxy)methane	290	U	110	290	r
65-85-0	Benzoic Acid	2100	U	820	2100	r
120-83-2	2,4-Dichlorophenol	210	U	140	210	r
120-82-1	1,2,4-Trichlorobenzene	290	U	120	290	r
91-20-3	Naphthalene	290	U	120	290	r
106-47-8	4-Chloroaniline	330	U	190	330	r
87-68-3	Hexachlorobutadiene	290	U	150	290	r
59-50-7	4-Chloro-3-methylphenol	290	U	140	290	r
91-57-6	2-Methylnaphthalene	290	U	120	290	r
77-47-4	Hexachlorocyclopentadiene	290	U	130	290	r
95-94-3	1,2,4,5-Tetrachlorobenzene	290	U	140	290	r
88-06-2	2,4,6-Trichlorophenol	210	U	130	210	r
95-95-4	2,4,5-Trichlorophenol	290	U	230	290	r
91-58-7	2-Chloronaphthalene	290	U	120	290	r
100-01-6	4-Nitroaniline	410	U	140	410	r
131-11-3	Dimethylphthalate	290	U	130	290	r
606-20-2	2,6-Dinitrotoluene	210	U	130	210	r

FORM I SV

r=Result Reported U=Not Detected D=Reported Dilution E/J=Estimated Value X=Not Used S=Lab Solvent

CLIENT ID

SEMIVOLATILE ORGANICS ANALYSIS DATA SHEET

SW-1 S-3

Client: NETC Lab: Phoenix Env. Labs

SDG No.: GBY06958 Lab Sample ID: BY06969

Sample wt/vol: 15.02 (g/mL) g Lab File ID: 0424_24.D

Concentrated Extract Volume: 1000 (uL) Date Received: 04/19/17

% Moisture: 19 Date Extracted: 04/24/17

Instrument: CHEM06 Inj. Vol. 1.0 (uL) Date Analyzed: 04/25/17

GPC Cleanup:(Y/N) N pH: Dilution Factor: 1

Matrix: (soil/water) Soil CONCENTRATION UNITS:(ug/L or ug/Kg) ug/Kg

CAS NO.	COMPOUND	CONC.	Q	MDL	PQL	R
208-96-8	Acenaphthylene	290	U	120	290	r
99-09-2	3-Nitroaniline	410	U	820	410	r
83-32-9	Acenaphthene	290	U	120	290	r
51-28-5	2,4-Dinitrophenol	290	U	290	290	r
132-64-9	Dibenzofuran	290	U	120	290	r
121-14-2	2,4-Dinitrotoluene	210	U	160	210	r
100-02-7	4-Nitrophenol	410	U	190	410	r
84-66-2	Diethyl phthalate	290	U	130	290	r
86-73-7	Fluorene	290	U	140	290	r
7005-72-3	4-Chlorophenyl phenyl ether	290	U	140	290	r
88-74-4	2-Nitroaniline	290	U	290	290	r
534-52-1	4,6-Dinitro-2-methylphenol	250	U	82	250	r
86-30-6	N-Nitrosodiphenylamine	290	U	160	290	r
122-66-7	Azobenzene	290	U	130	290	r
101-55-3	4-Bromophenyl phenyl ether	290	U	120	290	r
118-74-1	Hexachlorobenzene	210	U	120	210	r
87-86-5	Pentachlorophenol	250	U	160	250	r
82-68-8	Pentachloronitrobenzene	290	U	150	290	r
85-01-8	Phenanthrene	290	U	120	290	r
120-12-7	Anthracene	290	U	130	290	r
86-74-8	Carbazole	210	U	160	210	r
84-74-2	Di-n-butylphthalate	290	U	110	290	r
206-44-0	Fluoranthene	290	U	130	290	r
92-87-5	Benzidine	410	U	240	410	r
129-00-0	Pyrene	290	U	140	290	r
85-68-7	Benzyl butyl phthalate	290	U	110	290	r
117-81-7	Bis(2-ethylhexyl)phthalate	290	U	120	290	r
56-55-3	Benz(a)anthracene	290	U	140	290	r
218-01-9	Chrysene	290	U	140	290	r
117-84-0	Di-n-octylphthalate	290	U	110	290	r
91-94-1	3,3'-dichlorobenzidine	210	U	190	210	r
205-99-2	Benzo(b)fluoranthene	290	U	140	290	r
207-08-9	Benzo(k)fluoranthene	290	U	140	290	r
50-32-8	Benzo(a)pyrene	210	U	130	210	r
193-39-5	Indeno(1,2,3-cd)pyrene	290	U	140	290	r
53-70-3	Dibenz(a,h)anthracene	210	U	130	210	r

FORM I SV

r=Result Reported U=Not Detected D=Reported Dilution E/J=Estimated Value X=Not Used S=Lab Solvent

CLIENT ID

SEMIVOLATILE ORGANICS ANALYSIS DATA SHEET

SW-1 S-3

Client: NETC Lab: Phoenix Env. Labs

SDG No.: GBY06958 Lab Sample ID: BY06969

Sample wt/vol: 15.02 (g/mL) g Lab File ID: 0424_24.D

Concentrated Extract Volume: 1000 (uL) Date Received: 04/19/17

% Moisture: 19 Date Extracted: 04/24/17

Instrument: CHEM06 Inj. Vol. 1.0 (uL) Date Analyzed: 04/25/17

GPC Cleanup:(Y/N) N pH: Dilution Factor: 1

Matrix: (soil/water) Soil CONCENTRATION UNITS:(ug/L or ug/Kg) ug/Kg

CAS NO.	COMPOUND	CONC.	Q	MDL	PQL	R
191-24-2	Benzo(ghi)perylene	290	U	130	290	r

FORM I SV

r=Result Reported U=Not Detected D=Reported Dilution E/J=Estimated Value X=Not Used S=Lab Solvent

Quantitation Report (QT Reviewed)

Data Path : H:\SV2017\CHEM06\04APR\24\
Data File : 0424_24.D
Acq On : 25 Apr 2017 1:42 am
Operator :
Client ID : SW-1 S-3
Lab ID : BY06969
ALS Vial : 13 Sample Multiplier: 1

Quant Time: Apr 25 09:26:32 2017
Quant Method : H:\SV2017\CHEM06\METHODS\SV_0424.M
Quant Title : Semivolatiles by GC/MS - EPA Method 625/8270
QLast Update : Mon Apr 24 12:54:51 2017
Response via : Initial Calibration

Compound	R.T.	QIon	Response	Conc	Units	Dev(Min)
Internal Standards						
1) 1,4-Dichlorobenzene-d4	2.583	152	177571	40.000	ng	0.00
23) Naphthalene-d8	3.559	136	636847	40.000	ng	0.00
41) Acenaphthene-d10	5.028	164	365658	40.000	ng	0.00
65) Phenanthrene-d10	6.279	188	687511	40.000	ng	0.00
81) Chrysene-d12	8.582	240	776324	40.000	ng	0.00
88) Perylene-d12	10.498	264	680485	40.000	ng	0.02
System Monitoring Compounds						
5) % 2-Fluorophenol	1.820	112	160120	37.053	ng	0.02
Spiked Amount 75.000	Range 30 - 130		Recovery =	49.40%		
6) % Phenol-d5	2.401	99	208989	38.870	ng	0.01
Spiked Amount 75.000	Range 30 - 130		Recovery =	51.83%		
21) % Nitrobenzene-d5	3.018	82	115723	25.422	ng	0.00
Spiked Amount 50.000	Range 30 - 130		Recovery =	50.84%		
44) % 2-Fluorobiphenyl	4.475	172	279602	25.906	ng	0.00
Spiked Amount 50.000	Range 30 - 130		Recovery =	51.82%		
66) % 2,4,6-Tribromophenol	5.715	62	42447	44.690	ng	0.00
Spiked Amount 75.000	Range 30 - 130		Recovery =	59.59%		
80) % Terphenyl-d14	7.672	244	360654	31.074	ng	0.00
Spiked Amount 50.000			Recovery =	62.14%		
Target Compounds						Qvalue

(#)out of range (m)manual integration reviewed by analyst (+)signals summed

Quantitation Report (QT Reviewed)

Data Path : H:\SV2017\CHEM06\04APR\24\
Data File : 0424_24.D
Acq On : 25 Apr 2017 1:42 am
Operator :
Client ID : SW-1 S-3
Lab ID : BY06969
ALS Vial : 13 Sample Multiplier: 1

Quant Time: Apr 25 09:26:32 2017
Quant Method : H:\SV2017\CHEM06\METHODS\SV_0424.M
Quant Title : Semivolatiles by GC/MS - EPA Method 625/8270
QLast Update : Mon Apr 24 12:54:51 2017
Response via : Initial Calibration



CLIENT ID

SEMIVOLATILE ORGANICS ANALYSIS DATA SHEET

MW-6 S-1

Client: NETC Lab: Phoenix Env. Labs

SDG No.: GBY06958 Lab Sample ID: BY06970

Sample wt/vol: 15.25 (g/mL) g Lab File ID: 0424_25.D

Concentrated Extract Volume: 1000 (uL) Date Received: 04/19/17

% Moisture: 16 Date Extracted: 04/24/17

Instrument: CHEM06 Inj. Vol. 1.0 (uL) Date Analyzed: 04/25/17

GPC Cleanup:(Y/N) N pH: Dilution Factor: 1

Matrix: (soil/water) Soil CONCENTRATION UNITS:(ug/L or ug/Kg) ug/Kg

CAS NO.	COMPOUND	CONC.	Q	MDL	PQL	R
62-75-9	N-Nitrosodimethylamine	270	U	110	270	r
110-86-1	Pyridine	270	U	96	270	r
108-95-2	Phenol	270	U	120	270	r
111-44-4	Bis(2-chloroethyl)ether	200	U	110	200	r
62-53-3	Aniline	310	U	310	310	r
95-57-8	2-Chlorophenol	270	U	110	270	r
541-73-1	1,3-Dichlorobenzene	270	U	120	270	r
106-46-7	1,4-Dichlorobenzene	270	U	120	270	r
95-50-1	1,2-Dichlorobenzene	270	U	110	270	r
95-48-7	2-Methylphenol (o-cresol)	270	U	180	270	r
39638-32-9	Bis(2-chloroisopropyl)ether	270	U	110	270	r
621-64-7	N-Nitrosodi-n-propylamine	200	U	130	200	r
HNX - M&P CRESOL	3&4-Methylphenol (m&p-cresol)	270	U	150	270	r
98-86-2	Acetophenone	270	U	120	270	r
67-72-1	Hexachloroethane	200	U	120	200	r
98-95-3	Nitrobenzene	200	U	140	200	r
78-59-1	Isophorone	200	U	110	200	r
88-75-5	2-Nitrophenol	270	U	250	270	r
105-67-9	2,4-Dimethylphenol	270	U	97	270	r
111-91-1	Bis(2-chloroethoxy)methane	270	U	110	270	r
65-85-0	Benzoic Acid	2000	U	780	2000	r
120-83-2	2,4-Dichlorophenol	200	U	140	200	r
120-82-1	1,2,4-Trichlorobenzene	270	U	120	270	r
91-20-3	Naphthalene	270	U	110	270	r
106-47-8	4-Chloroaniline	310	U	180	310	r
87-68-3	Hexachlorobutadiene	270	U	140	270	r
59-50-7	4-Chloro-3-methylphenol	270	U	140	270	r
91-57-6	2-Methylnaphthalene	270	U	120	270	r
77-47-4	Hexachlorocyclopentadiene	270	U	120	270	r
95-94-3	1,2,4,5-Tetrachlorobenzene	270	U	140	270	r
88-06-2	2,4,6-Trichlorophenol	200	U	120	200	r
95-95-4	2,4,5-Trichlorophenol	270	U	210	270	r
91-58-7	2-Chloronaphthalene	270	U	110	270	r
100-01-6	4-Nitroaniline	390	U	130	390	r
131-11-3	Dimethylphthalate	270	U	120	270	r
606-20-2	2,6-Dinitrotoluene	200	U	120	200	r

FORM I SV

r=Result Reported U=Not Detected D=Reported Dilution E/J=Estimated Value X=Not Used S=Lab Solvent

CLIENT ID

SEMIVOLATILE ORGANICS ANALYSIS DATA SHEET

MW-6 S-1

Client: NETC Lab: Phoenix Env. Labs

SDG No.: GBY06958 Lab Sample ID: BY06970

Sample wt/vol: 15.25 (g/mL) g Lab File ID: 0424_25.D

Concentrated Extract Volume: 1000 (uL) Date Received: 04/19/17

% Moisture: 16 Date Extracted: 04/24/17

Instrument: CHEM06 Inj. Vol. 1.0 (uL) Date Analyzed: 04/25/17

GPC Cleanup:(Y/N) N pH: Dilution Factor: 1

Matrix: (soil/water) Soil CONCENTRATION UNITS:(ug/L or ug/Kg) ug/Kg

CAS NO.	COMPOUND	CONC.	Q	MDL	PQL	R
208-96-8	Acenaphthylene	270	U	110	270	r
99-09-2	3-Nitroaniline	390	U	780	390	r
83-32-9	Acenaphthene	270	U	120	270	r
51-28-5	2,4-Dinitrophenol	270	U	270	270	r
132-64-9	Dibenzofuran	270	U	110	270	r
121-14-2	2,4-Dinitrotoluene	200	U	150	200	r
100-02-7	4-Nitrophenol	390	U	180	390	r
84-66-2	Diethyl phthalate	270	U	120	270	r
86-73-7	Fluorene	270	U	130	270	r
7005-72-3	4-Chlorophenyl phenyl ether	270	U	130	270	r
88-74-4	2-Nitroaniline	270	U	270	270	r
534-52-1	4,6-Dinitro-2-methylphenol	230	U	78	230	r
86-30-6	N-Nitrosodiphenylamine	270	U	150	270	r
122-66-7	Azobenzene	270	U	130	270	r
101-55-3	4-Bromophenyl phenyl ether	270	U	110	270	r
118-74-1	Hexachlorobenzene	200	U	110	200	r
87-86-5	Pentachlorophenol	230	U	150	230	r
82-68-8	Pentachloronitrobenzene	270	U	150	270	r
85-01-8	Phenanthrene	810		110	270	r
120-12-7	Anthracene	220	J	130	270	r
86-74-8	Carbazole	200	U	160	200	r
84-74-2	Di-n-butylphthalate	270	U	100	270	r
206-44-0	Fluoranthene	1100		130	270	r
92-87-5	Benzidine	390	U	230	390	r
129-00-0	Pyrene	900		130	270	r
85-68-7	Benzyl butyl phthalate	270	U	100	270	r
117-81-7	Bis(2-ethylhexyl)phthalate	270	U	110	270	r
56-55-3	Benz(a)anthracene	560		130	270	r
218-01-9	Chrysene	530		130	270	r
117-84-0	Di-n-octylphthalate	270	U	100	270	r
91-94-1	3,3'-dichlorobenzidine	200	U	180	200	r
205-99-2	Benzo(b)fluoranthene	450		130	270	r
207-08-9	Benzo(k)fluoranthene	400		130	270	r
50-32-8	Benzo(a)pyrene	480		130	200	r
193-39-5	Indeno(1,2,3-cd)pyrene	530		130	270	r
53-70-3	Dibenz(a,h)anthracene	150	J	130	200	r

FORM I SV

r=Result Reported U=Not Detected D=Reported Dilution E/J=Estimated Value X=Not Used S=Lab Solvent

CLIENT ID

SEMIVOLATILE ORGANICS ANALYSIS DATA SHEET

MW-6 S-1

Client: NETC Lab: Phoenix Env. Labs

SDG No.: GBY06958 Lab Sample ID: BY06970

Sample wt/vol: 15.25 (g/mL) g Lab File ID: 0424_25.D

Concentrated Extract Volume: 1000 (uL) Date Received: 04/19/17

% Moisture: 16 Date Extracted: 04/24/17

Instrument: CHEM06 Inj. Vol. 1.0 (uL) Date Analyzed: 04/25/17

GPC Cleanup:(Y/N) N pH: Dilution Factor: 1

Matrix: (soil/water) Soil CONCENTRATION UNITS:(ug/L or ug/Kg) ug/Kg

CAS NO.	COMPOUND	CONC.	Q	MDL	PQL	R
191-24-2	Benzo(ghi)perylene	540		130	270	r

FORM I SV

r=Result Reported U=Not Detected D=Reported Dilution E/J=Estimated Value X=Not Used S=Lab Solvent

Quantitation Report (QT Reviewed)

Data Path : H:\SV2017\CHEM06\04APR\24\
Data File : 0424_25.D
Acq On : 25 Apr 2017 2:05 am
Operator :
Client ID : MW-6 S-1
Lab ID : BY06970
ALS Vial : 14 Sample Multiplier: 1

Quant Time: Apr 25 09:26:54 2017
Quant Method : H:\SV2017\CHEM06\METHODS\SV_0424.M
Quant Title : Semivolatiles by GC/MS - EPA Method 625/8270
QLast Update : Mon Apr 24 12:54:51 2017
Response via : Initial Calibration

Compound	R.T.	QIon	Response	Conc	Units		Dev(Min)
Internal Standards							
1) 1,4-Dichlorobenzene-d4	2.583	152	194851	40.000	ng		0.00
23) Naphthalene-d8	3.559	136	683658	40.000	ng		0.00
41) Acenaphthene-d10	5.027	164	400036	40.000	ng		0.00
65) Phenanthrene-d10	6.279	188	731890	40.000	ng		0.00
81) Chrysene-d12	8.582	240	839707	40.000	ng		0.00
88) Perylene-d12	10.492	264	682686	40.000	ng		0.01
System Monitoring Compounds							
5) % 2-Fluorophenol	1.819	112	213761	45.080	ng		0.02
Spiked Amount 75.000	Range 30 - 130		Recovery =	60.11%			
6) % Phenol-d5	2.401	99	279992	47.458	ng		0.01
Spiked Amount 75.000	Range 30 - 130		Recovery =	63.28%			
21) % Nitrobenzene-d5	3.018	82	151501	30.330	ng		0.00
Spiked Amount 50.000	Range 30 - 130		Recovery =	60.66%			
44) % 2-Fluorobiphenyl	4.475	172	379209	32.115	ng		0.00
Spiked Amount 50.000	Range 30 - 130		Recovery =	64.22%			
66) % 2,4,6-Tribromophenol	5.715	62	54035	53.440	ng		0.00
Spiked Amount 75.000	Range 30 - 130		Recovery =	71.25%			
80) % Terphenyl-d14	7.671	244	439057	35.536	ng		0.00
Spiked Amount 50.000			Recovery =	71.08%			
Target Compounds							Qvalue
72) Phenanthrene	6.297	178	180904	10.338	ng		99
73) Anthracene	6.332	178	49397	2.815	ng	#	93
77) Fluoranthene	7.313	202	267073	13.529	ng		99
79) Pyrene	7.501	202	233787	11.534	ng		93
84) Benz(a)anthracene	8.565	228	144060	7.164	ng	#	92
85) Chrysene	8.606	228	125517	6.766	ng		93
89) Benzo(b)fluoranthene	9.887	252	102411	5.770	ng		95
90) Benzo(k)fluoranthene	9.916	252	81433m	5.115	ng		
91) Benzo(a)pyrene	10.380	252	100560	6.131	ng		99
92) Indeno(1,2,3-cd)pyrene	12.548	276	99140	6.788	ng		93
93) Dibenz(a,h)anthracene	12.625	278	27478	1.874	ng	#	91
94) Benzo(ghi)perylene	13.112	276	107937	6.939	ng		98

(#)out of range (m)manual integration reviewed by analyst (+)signals summed

Quantitation Report (QT Reviewed)

Data Path : H:\SV2017\CHEM06\04APR\24\
Data File : 0424_25.D
Acq On : 25 Apr 2017 2:05 am
Operator :
Client ID : MW-6 S-1
Lab ID : BY06970
ALS Vial : 14 Sample Multiplier: 1

Quant Time: Apr 25 09:26:54 2017
Quant Method : H:\SV2017\CHEM06\METHODS\SV_0424.M
Quant Title : Semivolatiles by GC/MS - EPA Method 625/8270
QLast Update : Mon Apr 24 12:54:51 2017
Response via : Initial Calibration



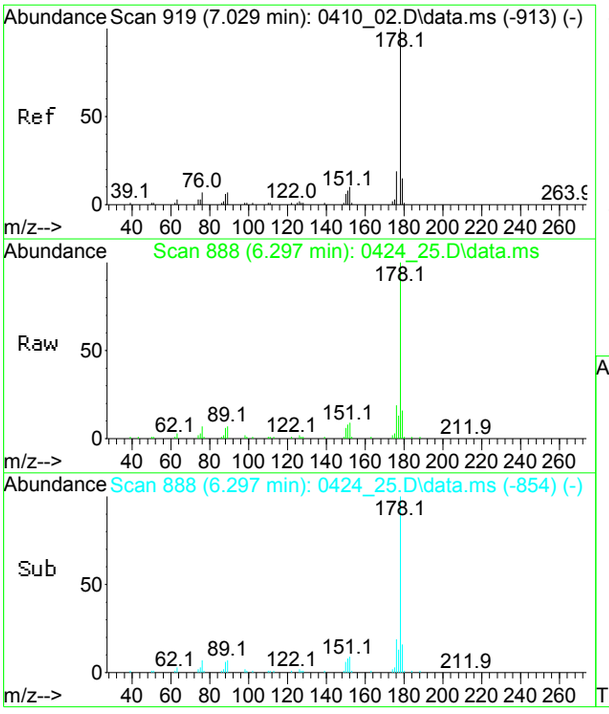

#72
Phenanthrene
Concen: 10.34 ng
RT: 6.297 min Scan# 888
Delta R.T. -0.000 min
Lab File: 0424_25.D
Acq: 25 Apr 2017 2:05 am

Tgt Ion:178 Resp: 180904

Ion	Ratio	Lower	Upper
178	100		
176	19.2	13.2	24.4
179	16.0	10.6	19.6

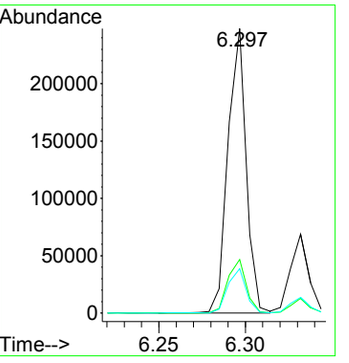

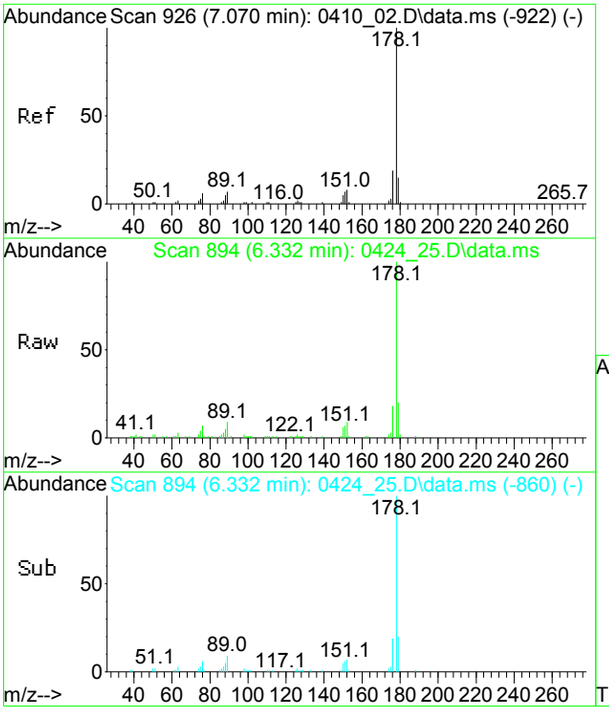

#73
Anthracene
Concen: 2.81 ng
RT: 6.332 min Scan# 894
Delta R.T. -0.000 min
Lab File: 0424_25.D
Acq: 25 Apr 2017 2:05 am

Tgt Ion:178 Resp: 49397

Ion	Ratio	Lower	Upper
178	100		
176	18.4	12.7	23.7
179	20.9	10.6	19.8#

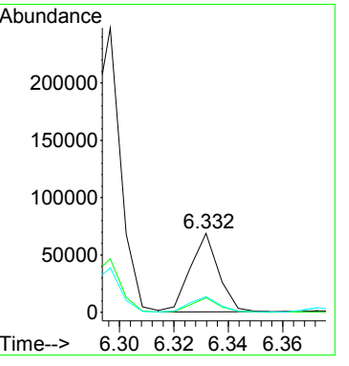

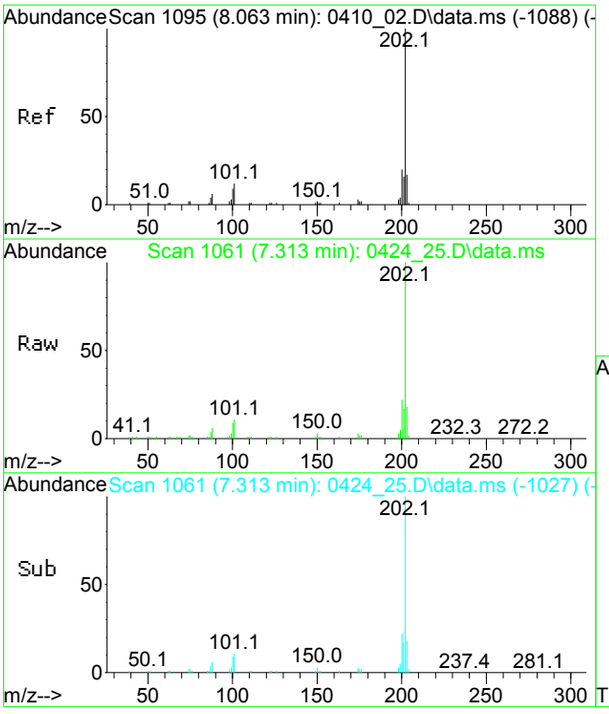

#77
Fluoranthene
Concen: 13.53 ng
RT: 7.313 min Scan# 1061
Delta R.T. -0.000 min
Lab File: 0424_25.D
Acq: 25 Apr 2017 2:05 am

Tgt Ion:202 Resp: 267073

Ion	Ratio	Lower	Upper
202	100		
200	21.2	14.5	26.9
203	17.3	12.4	23.0

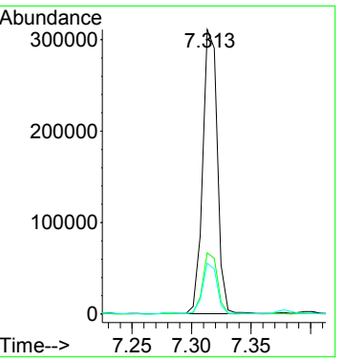

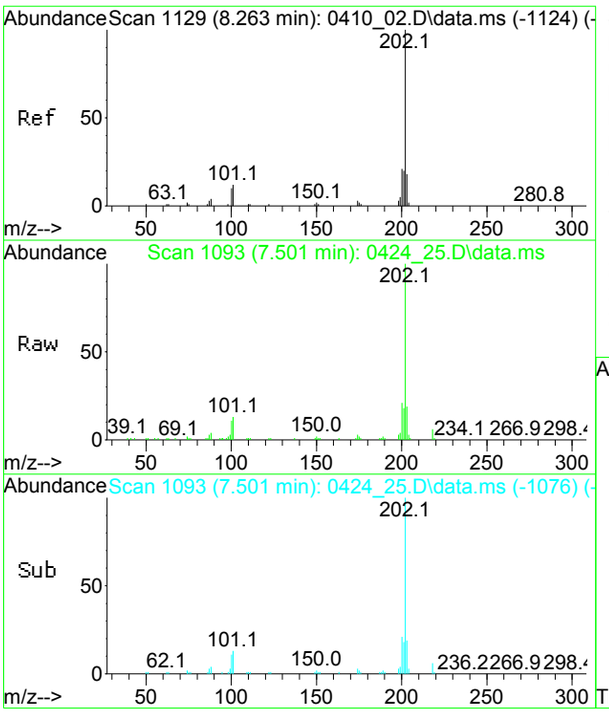

#79
Pyrene
Concen: 11.53 ng
RT: 7.501 min Scan# 1093
Delta R.T. -0.000 min
Lab File: 0424_25.D
Acq: 25 Apr 2017 2:05 am

Tgt Ion:202 Resp: 233787

Ion	Ratio	Lower	Upper
202	100		
200	22.0	14.5	26.9
203	23.3	12.7	23.5

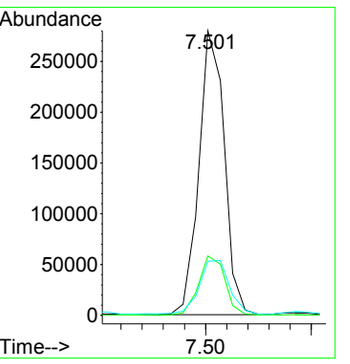

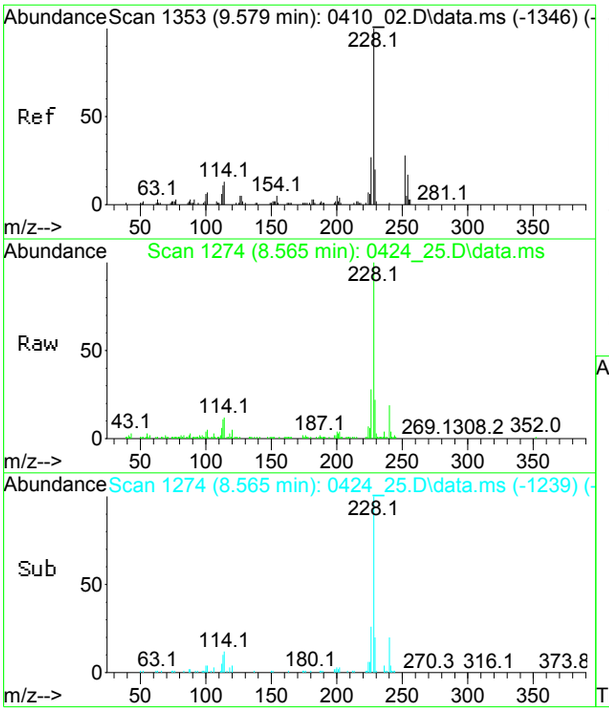

#84
Benz(a)anthracene
Concen: 7.16 ng
RT: 8.565 min Scan# 1274
Delta R.T. 0.006 min
Lab File: 0424_25.D
Acq: 25 Apr 2017 2:05 am

Tgt Ion:228 Resp: 144060

Ion	Ratio	Lower	Upper
228	100		
226	27.1	18.8	35.0
229	27.8	13.9	25.7#

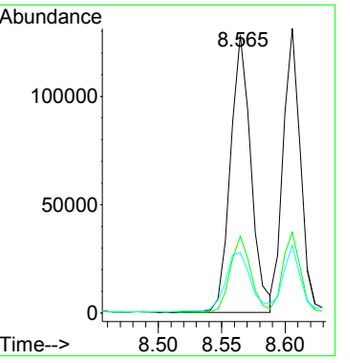

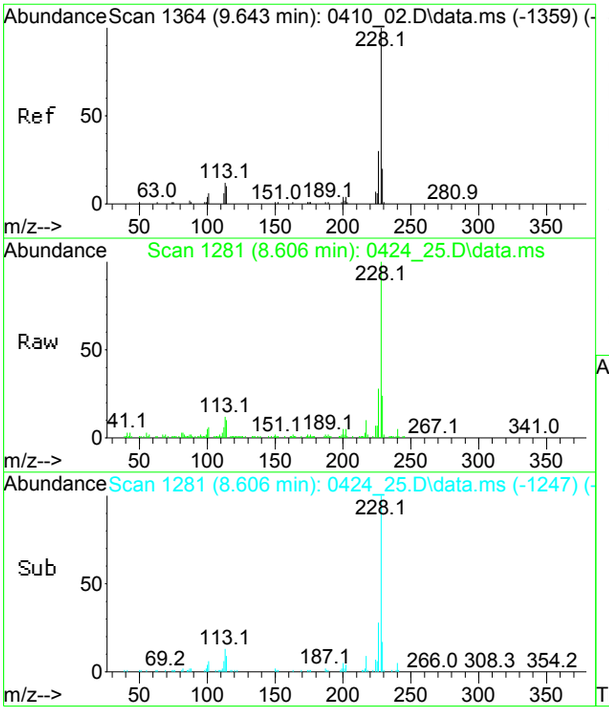

#85
Chrysene
Concen: 6.77 ng
RT: 8.606 min Scan# 1281
Delta R.T. -0.000 min
Lab File: 0424_25.D
Acq: 25 Apr 2017 2:05 am

Tgt Ion:228 Resp: 125517

Ion	Ratio	Lower	Upper
228	100		
226	27.2	20.8	38.6
229	24.2	13.7	25.5

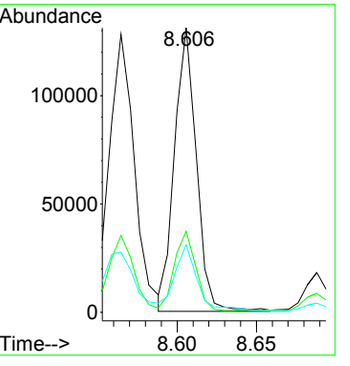

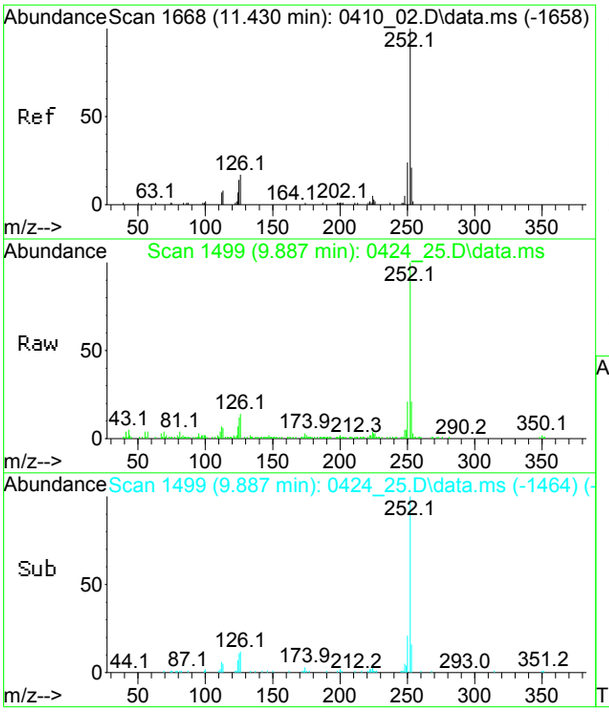

#89
Benzo(b)fluoranthene
Concen: 5.77 ng
RT: 9.887 min Scan# 1499
Delta R.T. 0.006 min
Lab File: 0424_25.D
Acq: 25 Apr 2017 2:05 am

Tgt Ion:252 Resp: 102411

Ion	Ratio	Lower	Upper
252	100		
250	19.6	16.7	30.9
253	21.5	15.4	28.6

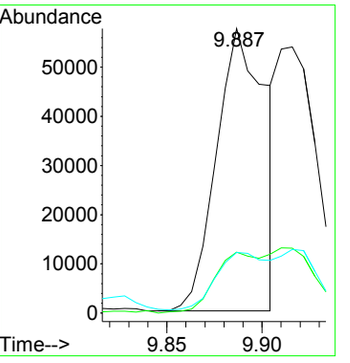

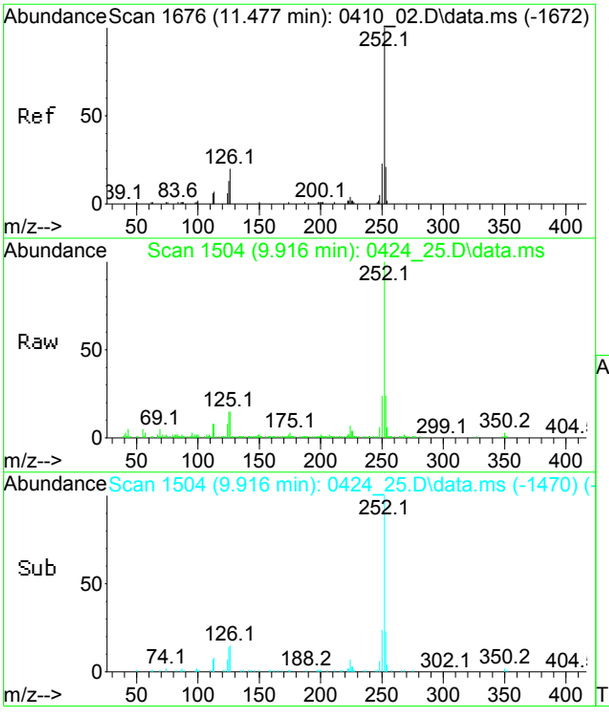

#90
Benzo(k)fluoranthene
Concen: 5.11 ng m
RT: 9.916 min Scan# 1504
Delta R.T. -0.000 min
Lab File: 0424_25.D
Acq: 25 Apr 2017 2:05 am

Tgt Ion:252 Resp: 81433

Ion	Ratio	Lower	Upper
252	100		
250	24.7	15.6	29.0
253	27.1	14.9	27.7

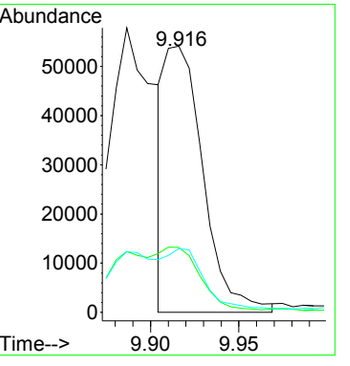

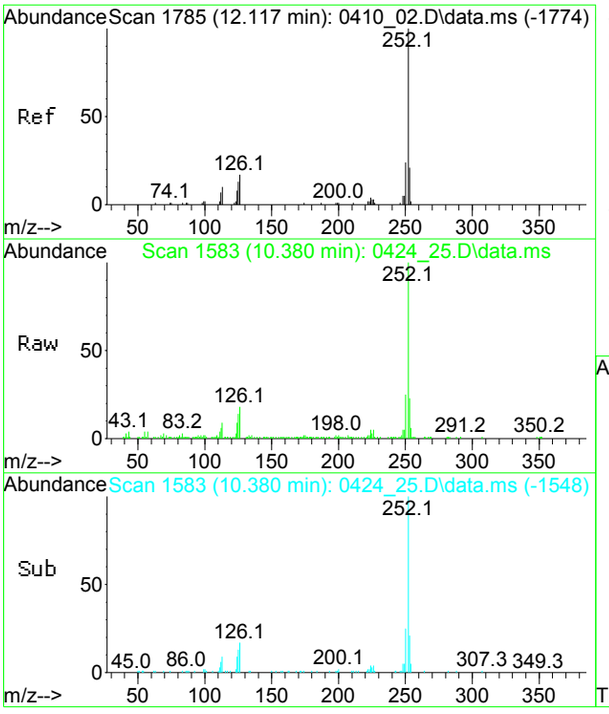

#91
Benzo(a)pyrene
Concen: 6.13 ng
RT: 10.380 min Scan# 1583
Delta R.T. 0.006 min
Lab File: 0424_25.D
Acq: 25 Apr 2017 2:05 am

Tgt Ion:252 Resp: 100560

Ion	Ratio	Lower	Upper
252	100		
250	22.8	16.7	30.9
253	21.7	15.3	28.3

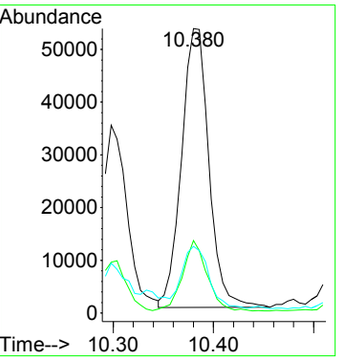

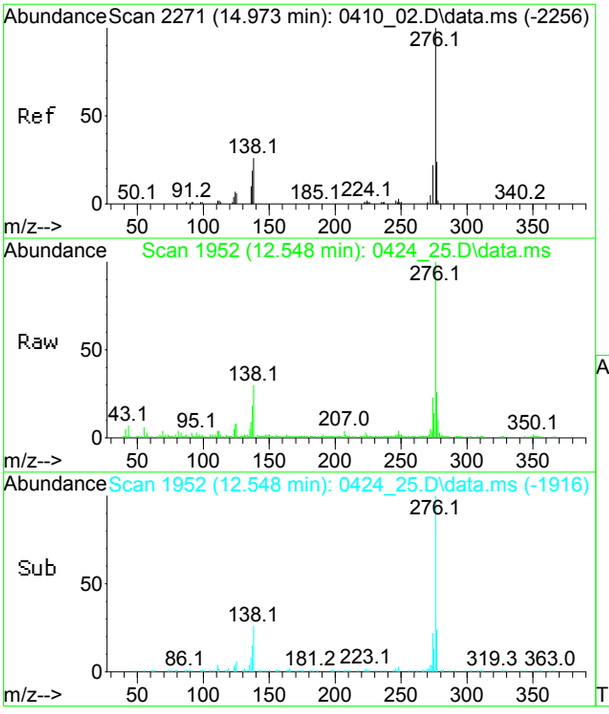

#92
Indeno(1,2,3-cd)pyrene
Concen: 6.79 ng
RT: 12.548 min Scan# 1952
Delta R.T. 0.012 min
Lab File: 0424_25.D
Acq: 25 Apr 2017 2:05 am

Tgt Ion:276 Resp: 99140

Ion	Ratio	Lower	Upper
276	100		
277	29.5	16.7	31.1
274	21.3	15.8	29.3

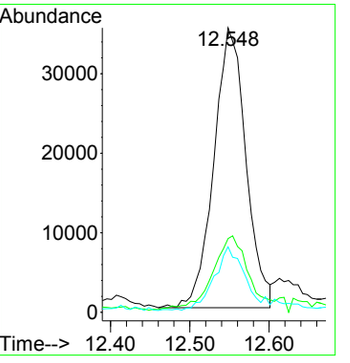

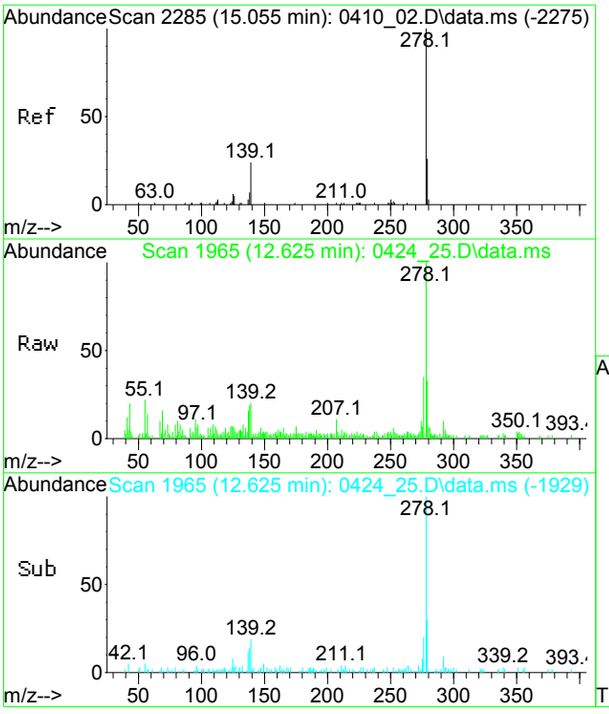

#93
Dibenz(a,h)anthracene
Concen: 1.87 ng
RT: 12.625 min Scan# 1965
Delta R.T. 0.012 min
Lab File: 0424_25.D
Acq: 25 Apr 2017 2:05 am

Tgt Ion:278 Resp: 27478

Ion	Ratio	Lower	Upper
278	100		
279	24.2	16.2	30.2
139	29.4	15.1	28.1#

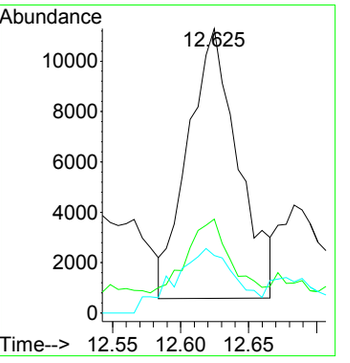

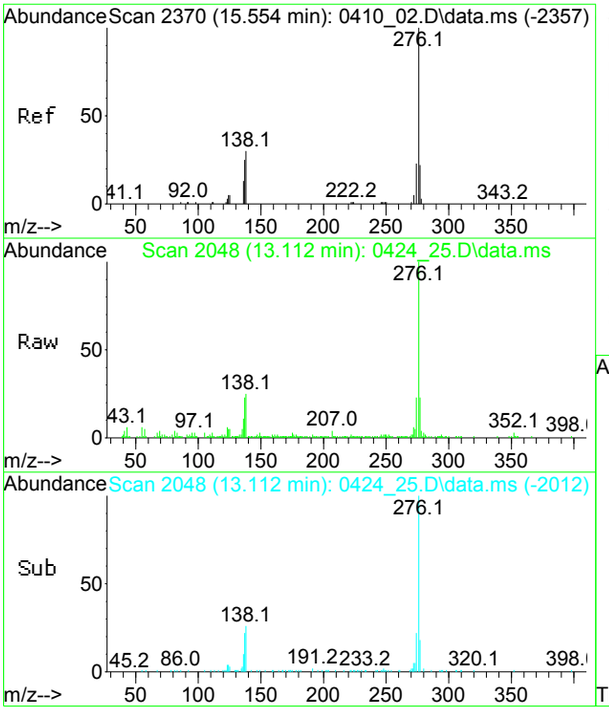

#94
Benzo(ghi)perylene
Concen: 6.94 ng
RT: 13.112 min Scan# 2048
Delta R.T. 0.012 min
Lab File: 0424_25.D
Acq: 25 Apr 2017 2:05 am

Tgt Ion:276 Resp: 107937

Ion	Ratio	Lower	Upper
276	100		
277	23.3	16.1	29.9
274	21.3	15.8	29.4

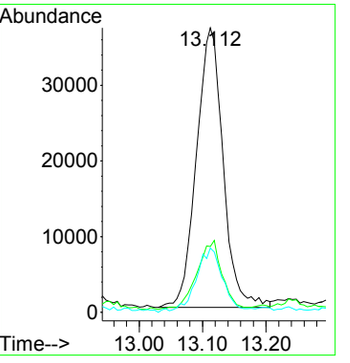

CLIENT ID

SEMIVOLATILE ORGANICS ANALYSIS DATA SHEET

FD-4 S-1

Client: NETC Lab: Phoenix Env. Labs

SDG No.: GBY06958 Lab Sample ID: BY06975

Sample wt/vol: 15.13 (g/mL) g Lab File ID: 0424_26.D

Concentrated Extract Volume: 1000 (uL) Date Received: 04/19/17

% Moisture: 31 Date Extracted: 04/24/17

Instrument: CHEM06 Inj. Vol. 1.0 (uL) Date Analyzed: 04/25/17

GPC Cleanup:(Y/N) N pH: Dilution Factor: 1

Matrix: (soil/water) Soil CONCENTRATION UNITS:(ug/L or ug/Kg) ug/Kg

CAS NO.	COMPOUND	CONC.	Q	MDL	PQL	R
62-75-9	N-Nitrosodimethylamine	340	U	140	340	r
110-86-1	Pyridine	340	U	120	340	r
108-95-2	Phenol	330	U	150	330	r
111-44-4	Bis(2-chloroethyl)ether	240	U	130	240	r
62-53-3	Aniline	380	U	380	380	r
95-57-8	2-Chlorophenol	340	U	140	340	r
541-73-1	1,3-Dichlorobenzene	340	U	140	340	r
106-46-7	1,4-Dichlorobenzene	340	U	140	340	r
95-50-1	1,2-Dichlorobenzene	340	U	140	340	r
95-48-7	2-Methylphenol (o-cresol)	330	U	230	330	r
39638-32-9	Bis(2-chloroisopropyl)ether	340	U	130	340	r
621-64-7	N-Nitrosodi-n-propylamine	240	U	160	240	r
HNX - M&P CRESOL	3&4-Methylphenol (m&p-cresol)	340	U	190	340	r
98-86-2	Acetophenone	340	U	150	340	r
67-72-1	Hexachloroethane	240	U	140	240	r
98-95-3	Nitrobenzene	240	U	170	240	r
78-59-1	Isophorone	240	U	130	240	r
88-75-5	2-Nitrophenol	340	U	300	340	r
105-67-9	2,4-Dimethylphenol	340	U	120	340	r
111-91-1	Bis(2-chloroethoxy)methane	340	U	130	340	r
65-85-0	Benzoic Acid	2400	U	960	2400	r
120-83-2	2,4-Dichlorophenol	240	U	170	240	r
120-82-1	1,2,4-Trichlorobenzene	340	U	140	340	r
91-20-3	Naphthalene	710		140	340	r
106-47-8	4-Chloroaniline	380	U	220	380	r
87-68-3	Hexachlorobutadiene	300	J	170	340	r
59-50-7	4-Chloro-3-methylphenol	340	U	170	340	r
91-57-6	2-Methylnaphthalene	190	J	140	340	r
77-47-4	Hexachlorocyclopentadiene	340	U	150	340	r
95-94-3	1,2,4,5-Tetrachlorobenzene	340	U	170	340	r
88-06-2	2,4,6-Trichlorophenol	240	U	150	240	r
95-95-4	2,4,5-Trichlorophenol	340	U	260	340	r
91-58-7	2-Chloronaphthalene	340	U	140	340	r
100-01-6	4-Nitroaniline	480	U	160	480	r
131-11-3	Dimethylphthalate	340	U	150	340	r
606-20-2	2,6-Dinitrotoluene	240	U	150	240	r

FORM I SV

r=Result Reported U=Not Detected D=Reported Dilution E/J=Estimated Value X=Not Used S=Lab Solvent

CLIENT ID

SEMIVOLATILE ORGANICS ANALYSIS DATA SHEET

FD-4 S-1

Client: NETC Lab: Phoenix Env. Labs

SDG No.: GBY06958 Lab Sample ID: BY06975

Sample wt/vol: 15.13 (g/mL) g Lab File ID: 0424_26.D

Concentrated Extract Volume: 1000 (uL) Date Received: 04/19/17

% Moisture: 31 Date Extracted: 04/24/17

Instrument: CHEM06 Inj. Vol. 1.0 (uL) Date Analyzed: 04/25/17

GPC Cleanup:(Y/N) N pH: Dilution Factor: 1

Matrix: (soil/water) Soil CONCENTRATION UNITS:(ug/L or ug/Kg) ug/Kg

CAS NO.	COMPOUND	CONC.	Q	MDL	PQL	R
208-96-8	Acenaphthylene	340	U	130	340	r
99-09-2	3-Nitroaniline	480	U	960	480	r
83-32-9	Acenaphthene	430		150	340	r
51-28-5	2,4-Dinitrophenol	340	U	340	340	r
132-64-9	Dibenzofuran	300	J	140	340	r
121-14-2	2,4-Dinitrotoluene	240	U	190	240	r
100-02-7	4-Nitrophenol	480	U	220	480	r
84-66-2	Diethyl phthalate	340	U	150	340	r
86-73-7	Fluorene	460		160	340	r
7005-72-3	4-Chlorophenyl phenyl ether	340	U	160	340	r
88-74-4	2-Nitroaniline	340	U	340	340	r
534-52-1	4,6-Dinitro-2-methylphenol	290	U	96	290	r
86-30-6	N-Nitrosodiphenylamine	340	U	180	340	r
122-66-7	Azobenzene	340	U	160	340	r
101-55-3	4-Bromophenyl phenyl ether	340	U	140	340	r
118-74-1	Hexachlorobenzene	240	U	140	240	r
87-86-5	Pentachlorophenol	290	U	180	290	r
82-68-8	Pentachloronitrobenzene	340	U	180	340	r
85-01-8	Phenanthrene	3100		140	340	r
120-12-7	Anthracene	820		160	340	r
86-74-8	Carbazole	410		190	240	r
84-74-2	Di-n-butylphthalate	340	U	130	340	r
206-44-0	Fluoranthene	3800		160	340	r
92-87-5	Benzidine	480	U	280	480	r
129-00-0	Pyrene	3200		160	340	r
85-68-7	Benzyl butyl phthalate	340	U	120	340	r
117-81-7	Bis(2-ethylhexyl)phthalate	340	U	140	340	r
56-55-3	Benz(a)anthracene	1600		160	340	r
218-01-9	Chrysene	1500		160	340	r
117-84-0	Di-n-octylphthalate	340	U	120	340	r
91-94-1	3,3'-dichlorobenzidine	240	U	230	240	r
205-99-2	Benzo(b)fluoranthene	1100		160	340	r
207-08-9	Benzo(k)fluoranthene	1200		160	340	r
50-32-8	Benzo(a)pyrene	1300		160	240	r
193-39-5	Indeno(1,2,3-cd)pyrene	850		160	340	r
53-70-3	Dibenz(a,h)anthracene	240	U	160	240	r

FORM I SV

r=Result Reported U=Not Detected D=Reported Dilution E/J=Estimated Value X=Not Used S=Lab Solvent

CLIENT ID

SEMIVOLATILE ORGANICS ANALYSIS DATA SHEET

FD-4 S-1

Client: NETC Lab: Phoenix Env. Labs

SDG No.: GBY06958 Lab Sample ID: BY06975

Sample wt/vol: 15.13 (g/mL) g Lab File ID: 0424_26.D

Concentrated Extract Volume: 1000 (uL) Date Received: 04/19/17

% Moisture: 31 Date Extracted: 04/24/17

Instrument: CHEM06 Inj. Vol. 1.0 (uL) Date Analyzed: 04/25/17

GPC Cleanup:(Y/N) N pH: Dilution Factor: 1

Matrix: (soil/water) Soil CONCENTRATION UNITS:(ug/L or ug/Kg) ug/Kg

CAS NO.	COMPOUND	CONC.	Q	MDL	PQL	R
191-24-2	Benzo(ghi)perylene	800		160	340	r

FORM I SV

r=Result Reported U=Not Detected D=Reported Dilution E/J=Estimated Value X=Not Used S=Lab Solvent

Quantitation Report (QT Reviewed)

Data Path : H:\SV2017\CHEM06\04APR\24\
Data File : 0424_26.D
Acq On : 25 Apr 2017 2:28 am
Operator :
Client ID : FD-4 S-1
Lab ID : BY06975
ALS Vial : 15 Sample Multiplier: 1

Quant Time: Apr 25 09:27:35 2017
Quant Method : H:\SV2017\CHEM06\METHODS\SV_0424.M
Quant Title : Semivolatiles by GC/MS - EPA Method 625/8270
QLast Update : Mon Apr 24 12:54:51 2017
Response via : Initial Calibration

Compound	R.T.	QIon	Response	Conc	Units		Dev(Min)
Internal Standards							
1) 1,4-Dichlorobenzene-d4	2.583	152	206248	40.000	ng		0.00
23) Naphthalene-d8	3.553	136	789966	40.000	ng		0.00
41) Acenaphthene-d10	5.033	164	480485	40.000	ng		0.00
65) Phenanthrene-d10	6.279	188	968766	40.000	ng	#	0.00
81) Chrysene-d12	8.594	240	1203694	40.000	ng		0.01
88) Perylene-d12	10.521	264	987258	40.000	ng		0.04
System Monitoring Compounds							
5) % 2-Fluorophenol	1.814	112	223472	44.523	ng		0.02
Spiked Amount 75.000	Range 30 - 130		Recovery =	59.36%			
6) % Phenol-d5	2.401	99	276394	44.259	ng		0.01
Spiked Amount 75.000	Range 30 - 130		Recovery =	59.01%			
21) % Nitrobenzene-d5	3.018	82	154927	29.302	ng		0.00
Spiked Amount 50.000	Range 30 - 130		Recovery =	58.60%			
44) % 2-Fluorobiphenyl	4.475	172	360853	25.444	ng		0.00
Spiked Amount 50.000	Range 30 - 130		Recovery =	50.88%			
66) % 2,4,6-Tribromophenol	5.715	62	53991	40.341	ng		0.00
Spiked Amount 75.000	Range 30 - 130		Recovery =	53.79%			
80) % Terphenyl-d14	7.672	244	542580	33.177	ng		0.00
Spiked Amount 50.000			Recovery =	66.36%			
Target Compounds							Qvalue
33) Naphthalene	3.570	128	135073	7.399	ng		97
36) Hexachlorobutadiene	3.723	225	11219m	3.128	ng		
38) 2-Methylnaphthalene	4.140	142	24974	2.003	ng		92
52) Acenaphthene	5.057	154	52706	4.486	ng		96
54) Dibenzofuran	5.192	168	55954	3.138	ng		96
59) Fluorene	5.480	166	71609	4.847	ng		99
72) Phenanthrene	6.303	178	749339	32.351	ng		99
73) Anthracene	6.332	178	197700	8.511	ng	#	94
74) Carbazole	6.502	167	91826	4.279	ng		97
77) Fluoranthene	7.319	202	1031565	39.477	ng		98
79) Pyrene	7.507	202	909929	33.916	ng		94
84) Benz(a)anthracene	8.576	228	476256	16.523	ng	#	93
85) Chrysene	8.618	228	421890	15.865	ng		96
89) Benzo(b)fluoranthene	9.910	252	304649	11.868	ng	#	59
90) Benzo(k)fluoranthene	9.934	252	285104m	12.383	ng		
91) Benzo(a)pyrene	10.410	252	314065	13.242	ng		93
92) Indeno(1,2,3-cd)pyrene	12.613	276	188063	8.904	ng		95
94) Benzo(ghi)perylene	13.183	276	187750	8.347	ng		99

(#)out of range (m)manual integration reviewed by analyst (+)signals summed

Quantitation Report (QT Reviewed)

Data Path : H:\SV2017\CHEM06\04APR\24\
Data File : 0424_26.D
Acq On : 25 Apr 2017 2:28 am
Operator :
Client ID : FD-4 S-1
Lab ID : BY06975
ALS Vial : 15 Sample Multiplier: 1

Quant Time: Apr 25 09:27:35 2017
Quant Method : H:\SV2017\CHEM06\METHODS\SV_0424.M
Quant Title : Semivolatiles by GC/MS - EPA Method 625/8270
QLast Update : Mon Apr 24 12:54:51 2017
Response via : Initial Calibration

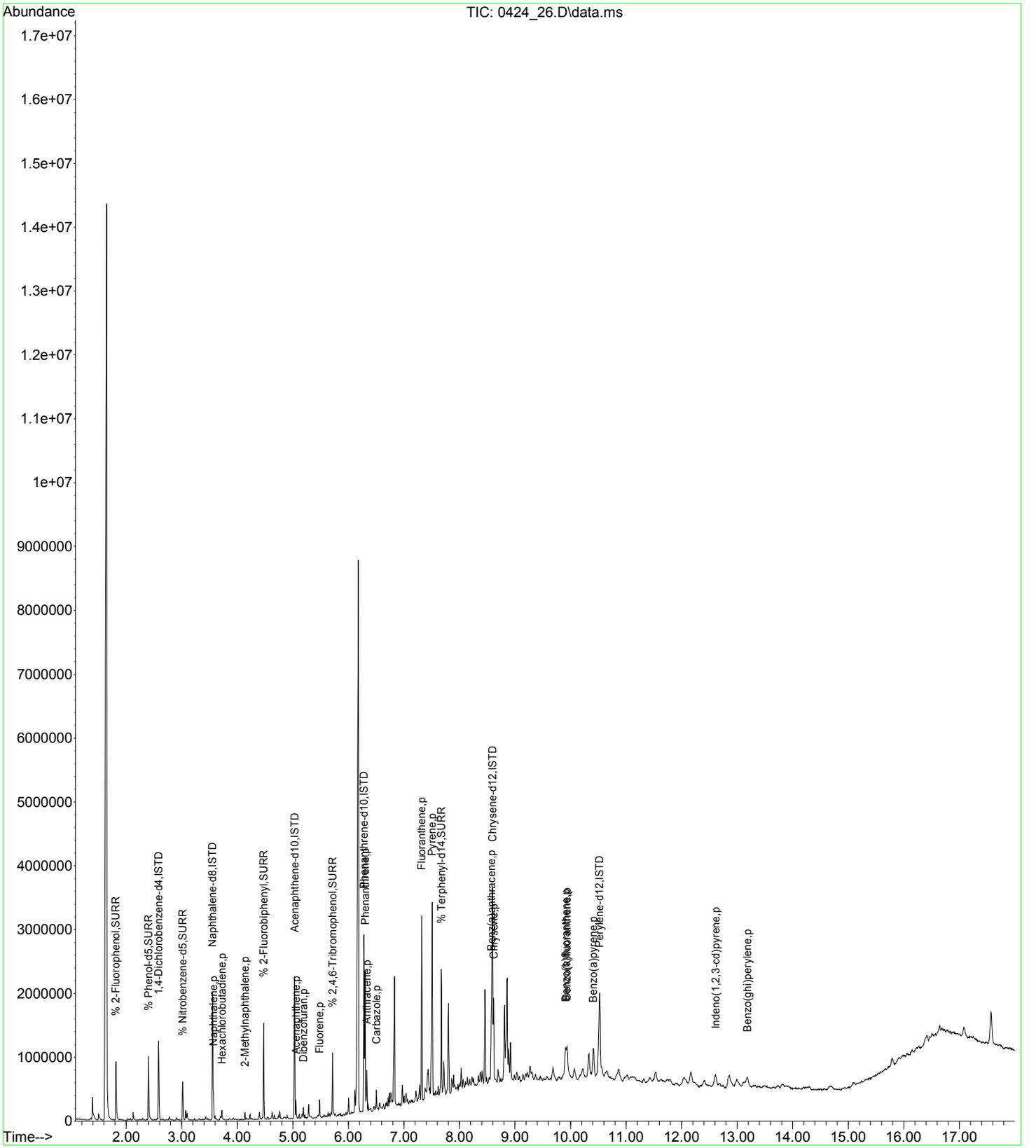

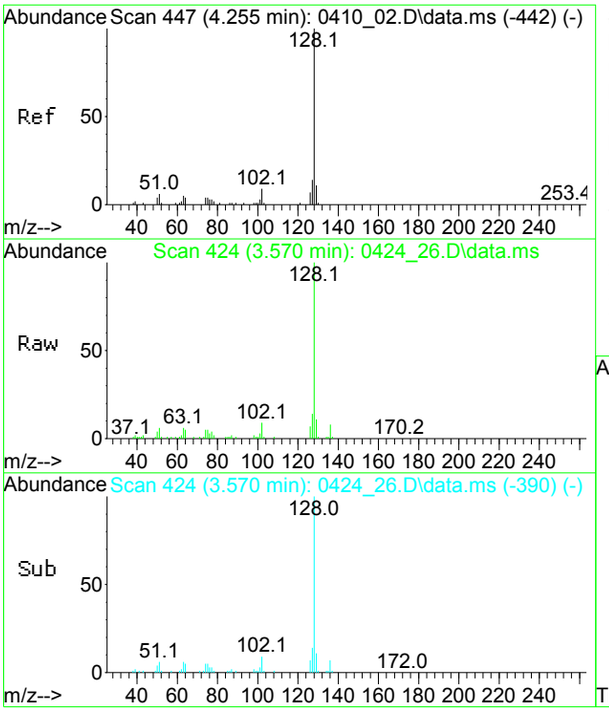

#33
Naphthalene
Concen: 7.40 ng
RT: 3.570 min Scan# 424
Delta R.T. -0.000 min
Lab File: 0424_26.D
Acq: 25 Apr 2017 2:28 am

Tgt Ion:128 Resp: 135073

Ion	Ratio	Lower	Upper
128	100		
102	11.8	6.7	12.5
129	11.2	7.6	14.2

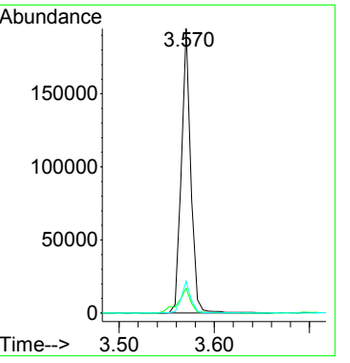

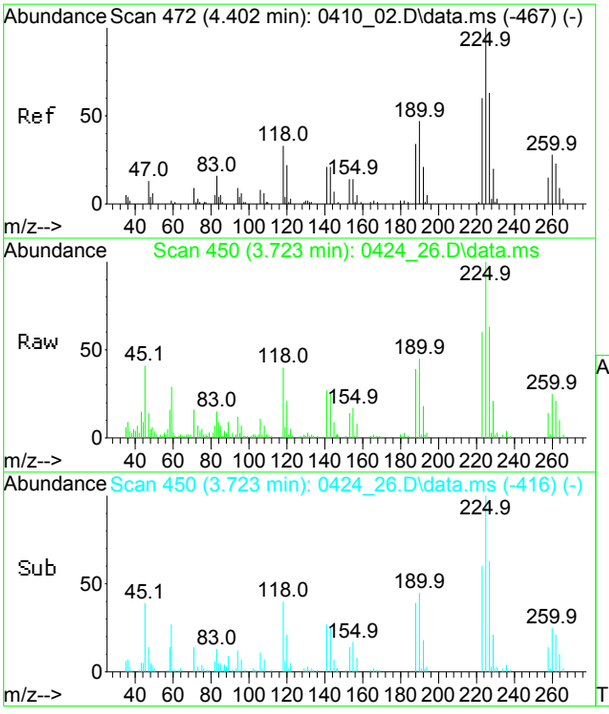

#36
Hexachlorobutadiene
Concen: 3.13 ng m
RT: 3.723 min Scan# 450
Delta R.T. -0.000 min
Lab File: 0424_26.D
Acq: 25 Apr 2017 2:28 am

Tgt Ion:225 Resp: 11219

Ion	Ratio	Lower	Upper
225	100		
227	66.0	44.5	82.7
223	60.1	44.2	82.0

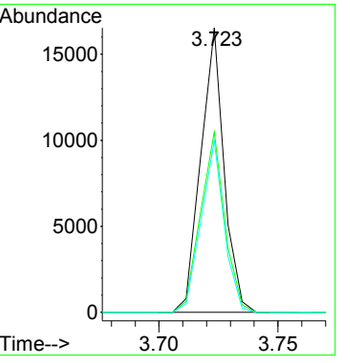

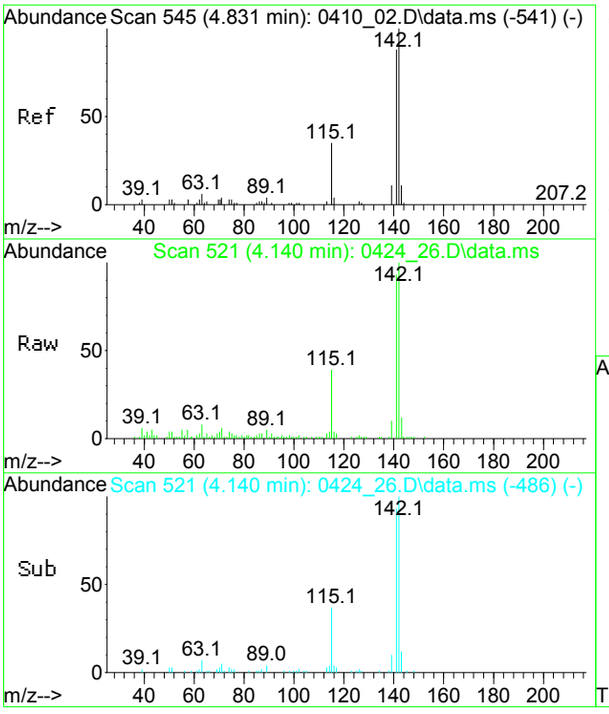

#38
2-Methylnaphthalene
Concen: 2.00 ng
RT: 4.140 min Scan# 521
Delta R.T. 0.006 min
Lab File: 0424_26.D
Acq: 25 Apr 2017 2:28 am

Tgt Ion:142 Resp: 24974

Ion	Ratio	Lower	Upper
142	100		
141	93.4	60.1	111.7
115	39.2	24.9	46.3

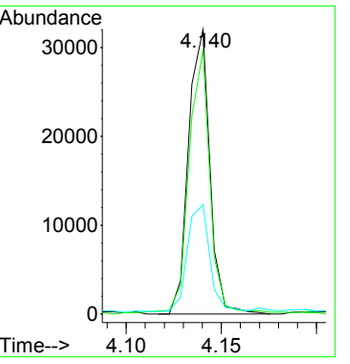

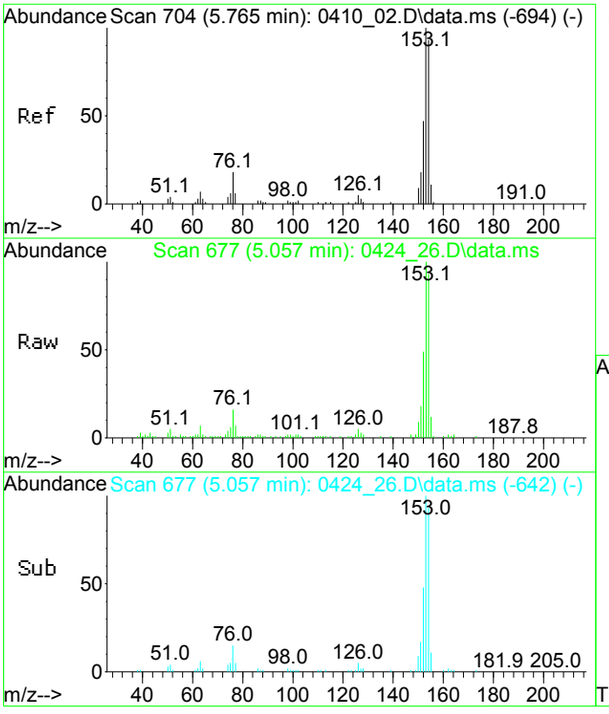

#52
Acenaphthene
Concen: 4.49 ng
RT: 5.057 min Scan# 677
Delta R.T. 0.006 min
Lab File: 0424_26.D
Acq: 25 Apr 2017 2:28 am

Tgt Ion:154 Resp: 52706

Ion	Ratio	Lower	Upper
154	100		
153	101.9	75.3	139.8
152	51.1	36.3	67.5

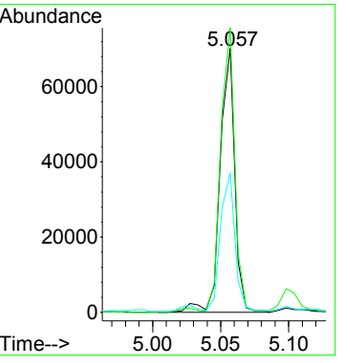

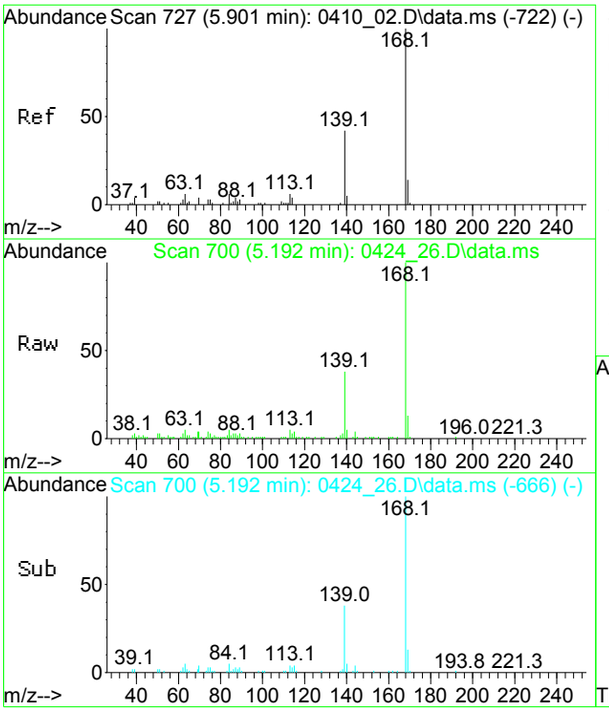

#54
Dibenzofuran
Concen: 3.14 ng
RT: 5.192 min Scan# 700
Delta R.T. -0.000 min
Lab File: 0424_26.D
Acq: 25 Apr 2017 2:28 am

Tgt Ion:168 Resp: 55954

Ion	Ratio	Lower	Upper
168	100		
139	38.9	26.3	48.9
169	17.4	9.4	17.4

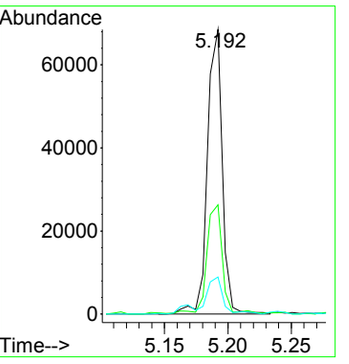

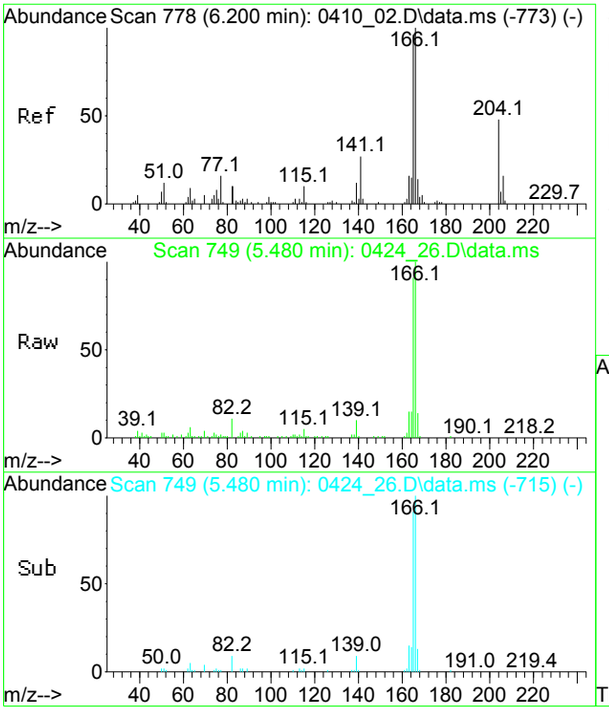

#59
Fluorene
Concen: 4.85 ng
RT: 5.480 min Scan# 749
Delta R.T. -0.000 min
Lab File: 0424_26.D
Acq: 25 Apr 2017 2:28 am

Tgt Ion:166 Resp: 71609

Ion	Ratio	Lower	Upper
166	100		
165	93.6	65.7	121.9
163	14.7	11.1	20.7

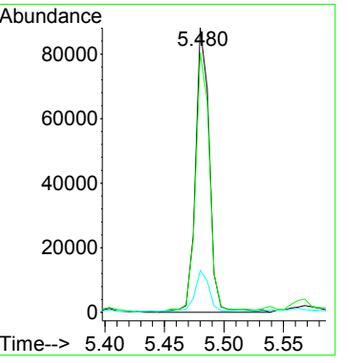

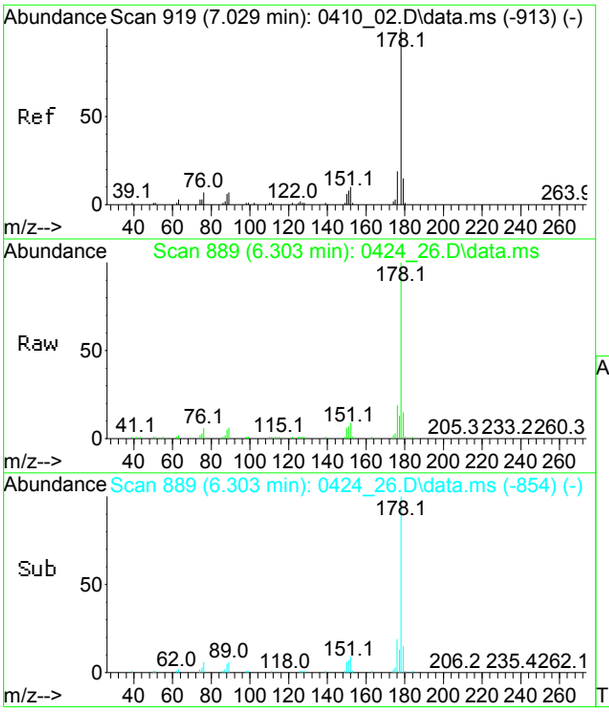

#72
Phenanthrene
Concen: 32.35 ng
RT: 6.303 min Scan# 889
Delta R.T. 0.006 min
Lab File: 0424_26.D
Acq: 25 Apr 2017 2:28 am

Tgt Ion:178 Resp: 749339

Ion	Ratio	Lower	Upper
178	100		
176	19.1	13.2	24.4
179	15.9	10.6	19.6

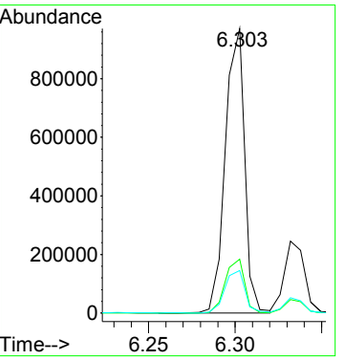

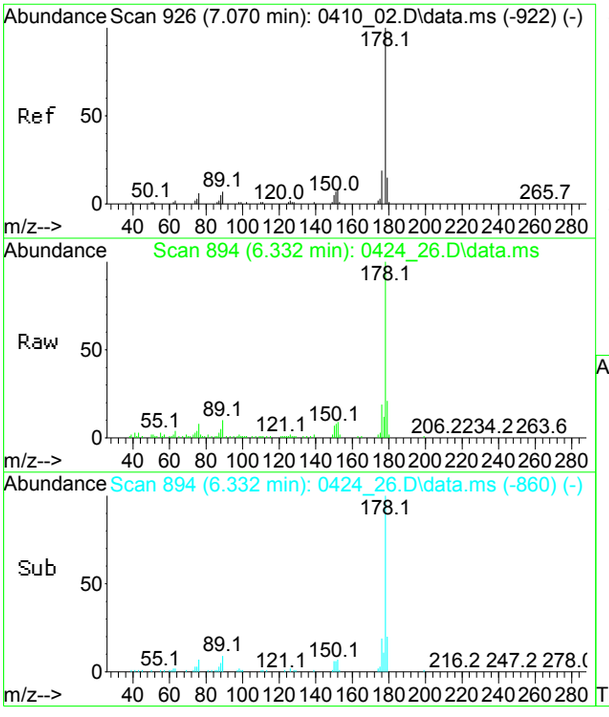

#73
Anthracene
Concen: 8.51 ng
RT: 6.332 min Scan# 894
Delta R.T. -0.000 min
Lab File: 0424_26.D
Acq: 25 Apr 2017 2:28 am

Tgt Ion:178 Resp: 197700

Ion	Ratio	Lower	Upper
178	100		
176	18.5	12.7	23.7
179	20.6	10.6	19.8#

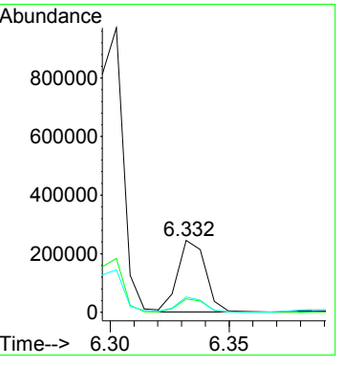

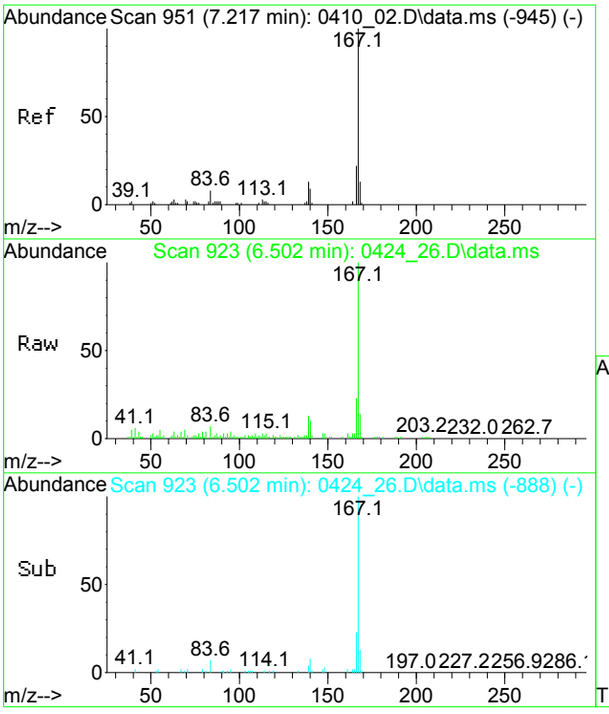

#74
Carbazole
Concen: 4.28 ng
RT: 6.502 min Scan# 923
Delta R.T. 0.006 min
Lab File: 0424_26.D
Acq: 25 Apr 2017 2:28 am

Tgt Ion:167 Resp: 91826

Ion	Ratio	Lower	Upper
167	100		
166	23.6	15.3	28.3
168	13.9	9.3	17.3

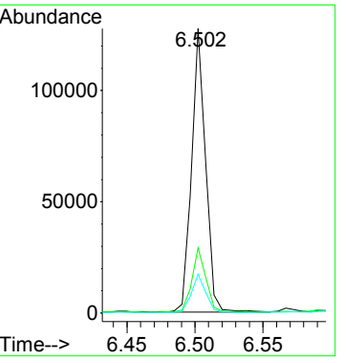

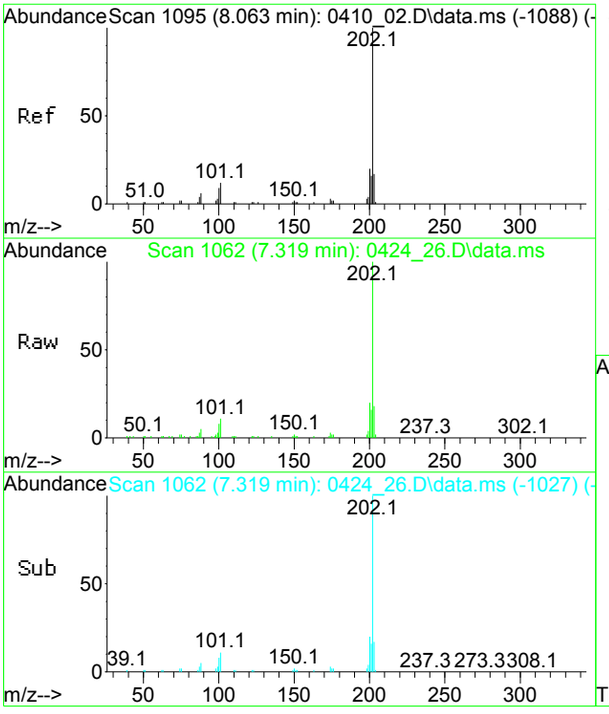

#77
Fluoranthene
Concen: 39.48 ng
RT: 7.319 min Scan# 1062
Delta R.T. 0.006 min
Lab File: 0424_26.D
Acq: 25 Apr 2017 2:28 am

Tgt Ion:202 Resp: 1031565

Ion	Ratio	Lower	Upper
202	100		
200	19.7	14.5	26.9
203	17.2	12.4	23.0

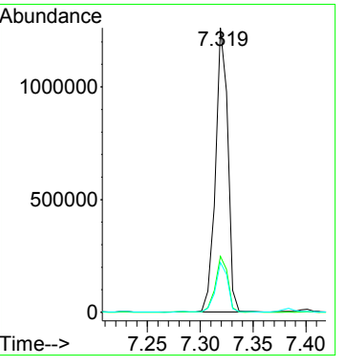

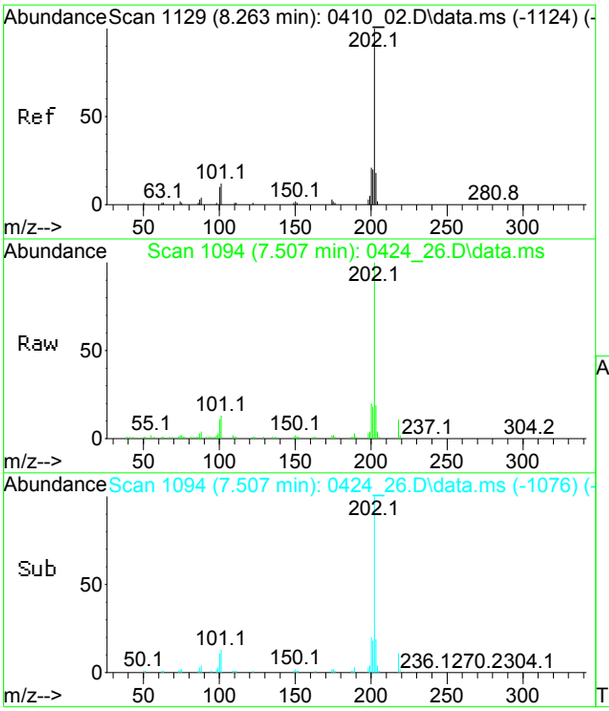

#79
Pyrene
Concen: 33.92 ng
RT: 7.507 min Scan# 1094
Delta R.T. 0.006 min
Lab File: 0424_26.D
Acq: 25 Apr 2017 2:28 am

Tgt Ion:202 Resp: 909929

Ion	Ratio	Lower	Upper
202	100		
200	20.1	14.5	26.9
203	22.8	12.7	23.5

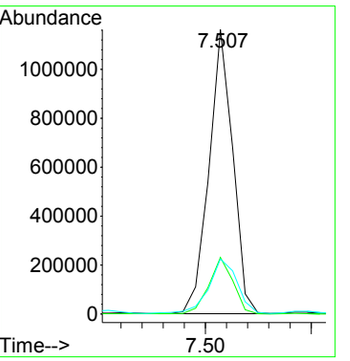

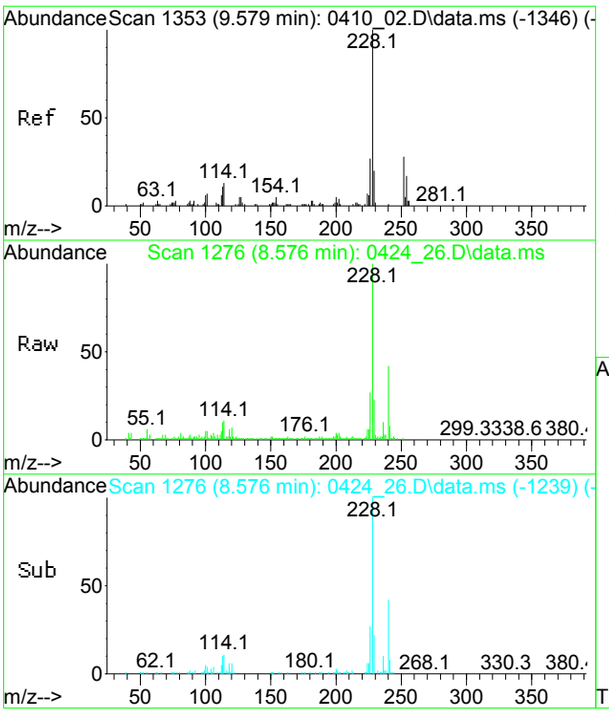

#84
Benz(a)anthracene
Concen: 16.52 ng
RT: 8.576 min Scan# 1276
Delta R.T. 0.018 min
Lab File: 0424_26.D
Acq: 25 Apr 2017 2:28 am

Tgt Ion:228 Resp: 476256

Ion	Ratio	Lower	Upper
228	100		
226	27.6	18.8	35.0
229	26.4	13.9	25.7#

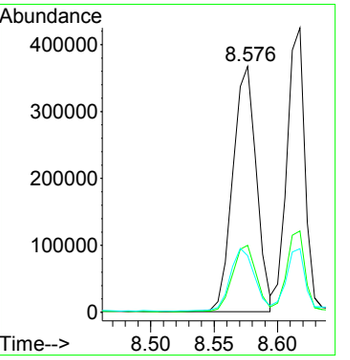

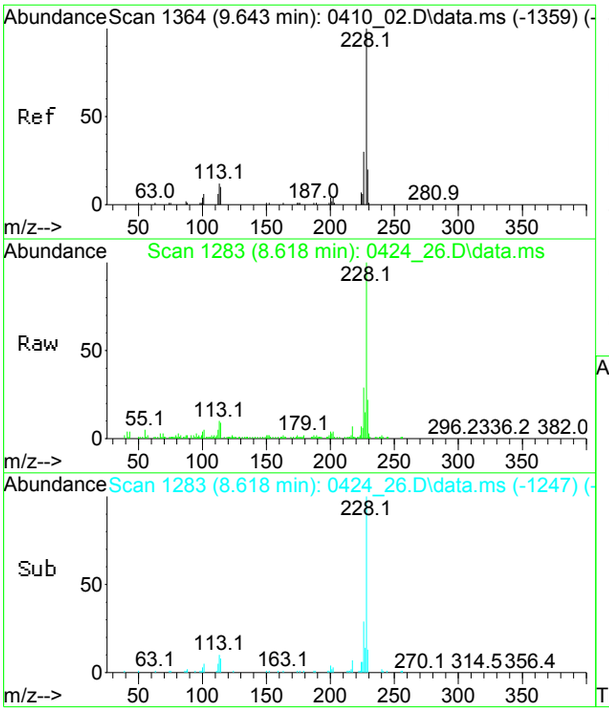

#85
Chrysene
Concen: 15.86 ng
RT: 8.618 min Scan# 1283
Delta R.T. 0.012 min
Lab File: 0424_26.D
Acq: 25 Apr 2017 2:28 am

Tgt Ion:228 Resp: 421890

Ion	Ratio	Lower	Upper
228	100		
226	29.5	20.8	38.6
229	23.7	13.7	25.5

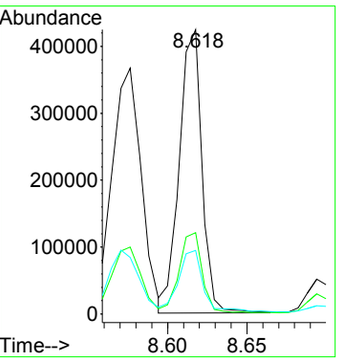

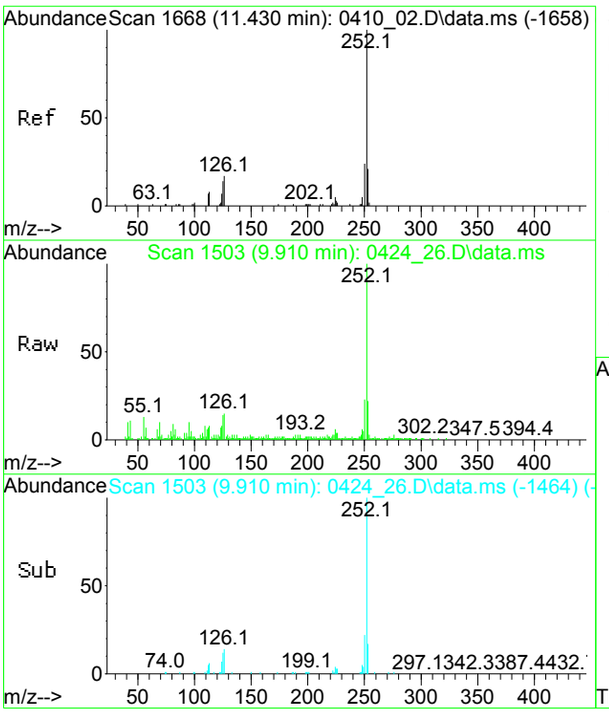

#89
Benzo(b)fluoranthene
Concen: 11.87 ng
RT: 9.910 min Scan# 1503
Delta R.T. 0.029 min
Lab File: 0424_26.D
Acq: 25 Apr 2017 2:28 am

Tgt Ion:252 Resp: 304649

Ion	Ratio	Lower	Upper
252	100		
250	44.3	16.7	30.9#
253	41.2	15.4	28.6#

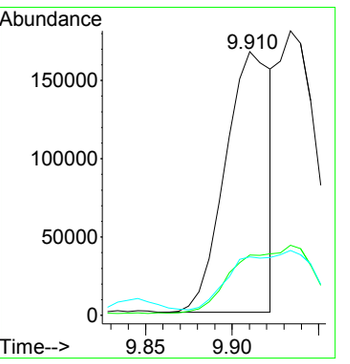

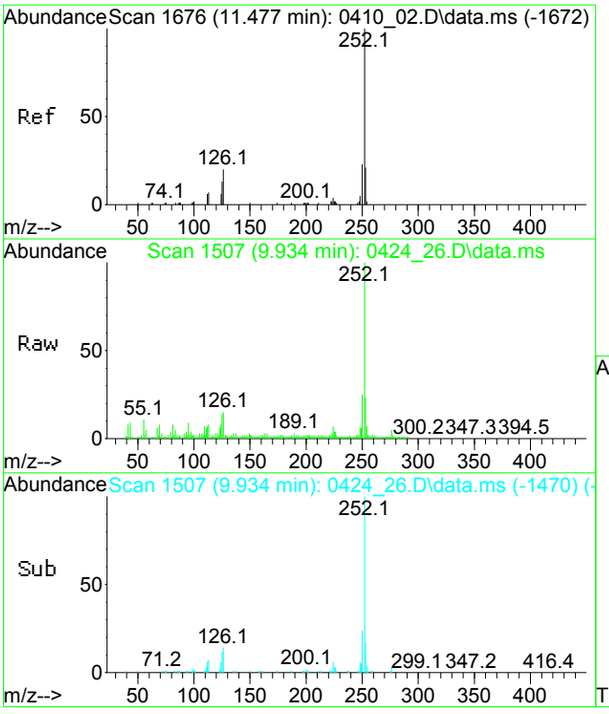

#90
Benzo(k)fluoranthene
Concen: 12.38 ng m
RT: 9.934 min Scan# 1507
Delta R.T. 0.018 min
Lab File: 0424_26.D
Acq: 25 Apr 2017 2:28 am

Tgt Ion:252 Resp: 285104

Ion	Ratio	Lower	Upper
252	100		
250	47.3	15.6	29.0#
253	44.7	14.9	27.7#

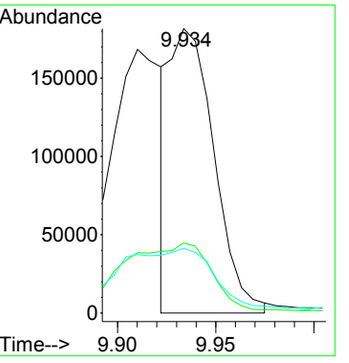

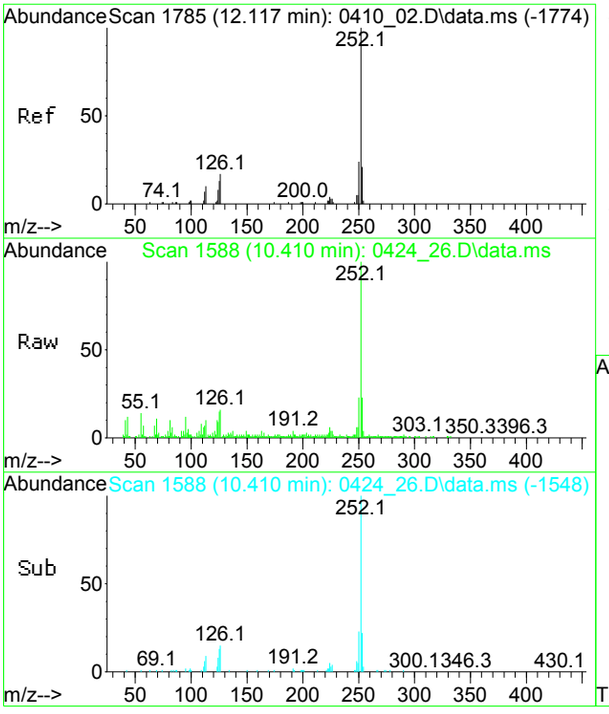

#91
Benzo(a)pyrene
Concen: 13.24 ng
RT: 10.410 min Scan# 1588
Delta R.T. 0.035 min
Lab File: 0424_26.D
Acq: 25 Apr 2017 2:28 am

Tgt Ion:252 Resp: 314065

Ion	Ratio	Lower	Upper
252	100		
250	22.2	16.7	30.9
253	26.9	15.3	28.3

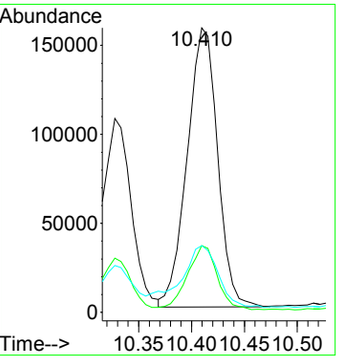

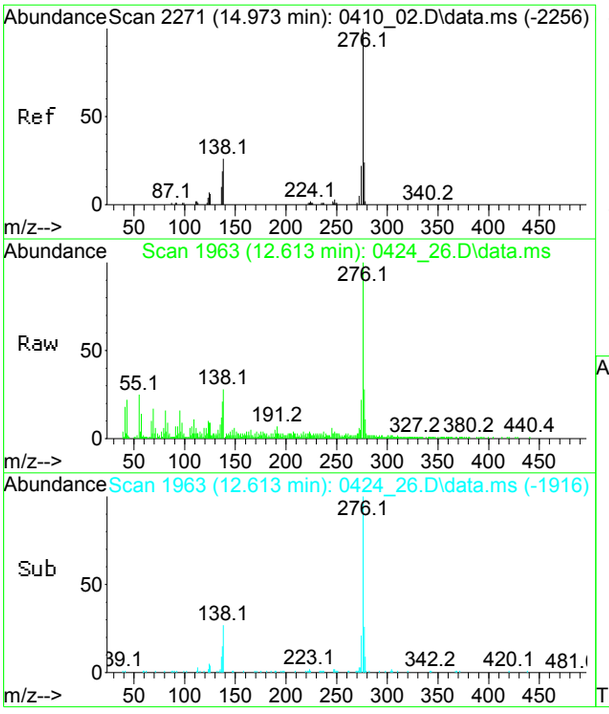

#92
Indeno(1,2,3-cd)pyrene
Concen: 8.90 ng
RT: 12.613 min Scan# 1963
Delta R.T. 0.076 min
Lab File: 0424_26.D
Acq: 25 Apr 2017 2:28 am

Tgt Ion:276 Resp: 188063

Ion	Ratio	Lower	Upper
276	100		
277	27.7	16.7	31.1
274	23.5	15.8	29.3

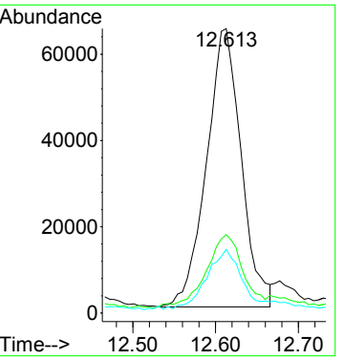

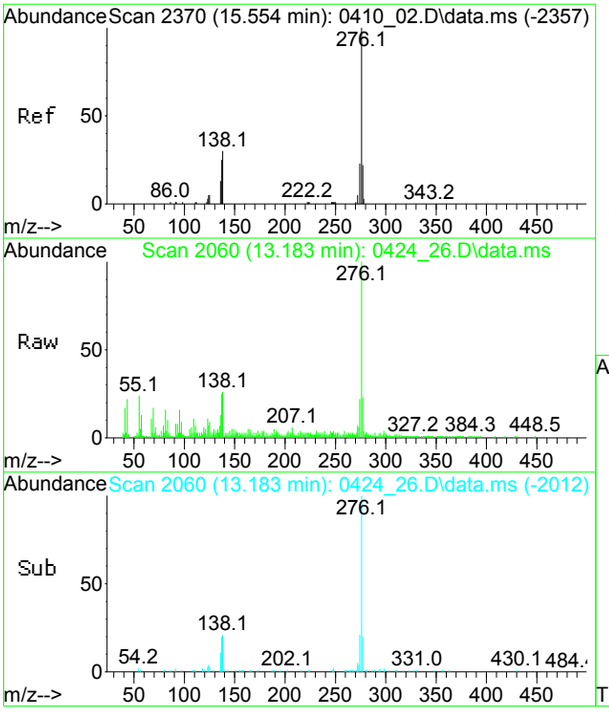

#94
Benzo(ghi)perylene
Concen: 8.35 ng
RT: 13.183 min Scan# 2060
Delta R.T. 0.082 min
Lab File: 0424_26.D
Acq: 25 Apr 2017 2:28 am

Tgt Ion:276 Resp: 187750

Ion	Ratio	Lower	Upper
276	100		
277	23.8	16.1	29.9
274	22.5	15.8	29.4

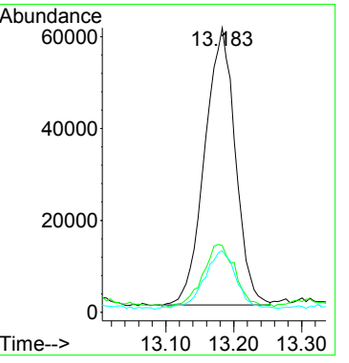

CLIENT ID

SEMIVOLATILE ORGANICS ANALYSIS DATA SHEET

FD-1

Client: NETC Lab: Phoenix Env. Labs

SDG No.: GBY06958 Lab Sample ID: BY06980

Sample wt/vol: 15.31 (g/mL) g Lab File ID: 0424_27.D

Concentrated Extract Volume: 1000 (uL) Date Received: 04/19/17

% Moisture: 31 Date Extracted: 04/24/17

Instrument: CHEM06 Inj. Vol. 1.0 (uL) Date Analyzed: 04/25/17

GPC Cleanup:(Y/N) N pH: Dilution Factor: 1

Matrix: (soil/water) Soil CONCENTRATION UNITS:(ug/L or ug/Kg) ug/Kg

CAS NO.	COMPOUND	CONC.	Q	MDL	PQL	R
62-75-9	N-Nitrosodimethylamine	330	U	130	330	r
110-86-1	Pyridine	330	U	120	330	r
108-95-2	Phenol	330	U	150	330	r
111-44-4	Bis(2-chloroethyl)ether	240	U	130	240	r
62-53-3	Aniline	380	U	380	380	r
95-57-8	2-Chlorophenol	330	U	130	330	r
541-73-1	1,3-Dichlorobenzene	330	U	140	330	r
106-46-7	1,4-Dichlorobenzene	330	U	140	330	r
95-50-1	1,2-Dichlorobenzene	330	U	130	330	r
95-48-7	2-Methylphenol (o-cresol)	330	U	220	330	r
39638-32-9	Bis(2-chloroisopropyl)ether	330	U	130	330	r
621-64-7	N-Nitrosodi-n-propylamine	240	U	150	240	r
HNX - M&P CRESOL	3&4-Methylphenol (m&p-cresol)	330	U	190	330	r
98-86-2	Acetophenone	330	U	150	330	r
67-72-1	Hexachloroethane	240	U	140	240	r
98-95-3	Nitrobenzene	240	U	170	240	r
78-59-1	Isophorone	240	U	130	240	r
88-75-5	2-Nitrophenol	330	U	300	330	r
105-67-9	2,4-Dimethylphenol	330	U	120	330	r
111-91-1	Bis(2-chloroethoxy)methane	330	U	130	330	r
65-85-0	Benzoic Acid	2400	U	950	2400	r
120-83-2	2,4-Dichlorophenol	240	U	170	240	r
120-82-1	1,2,4-Trichlorobenzene	330	U	140	330	r
91-20-3	Naphthalene	330	U	140	330	r
106-47-8	4-Chloroaniline	380	U	220	380	r
87-68-3	Hexachlorobutadiene	330	U	170	330	r
59-50-7	4-Chloro-3-methylphenol	330	U	170	330	r
91-57-6	2-Methylnaphthalene	330	U	140	330	r
77-47-4	Hexachlorocyclopentadiene	330	U	140	330	r
95-94-3	1,2,4,5-Tetrachlorobenzene	330	U	170	330	r
88-06-2	2,4,6-Trichlorophenol	240	U	150	240	r
95-95-4	2,4,5-Trichlorophenol	330	U	260	330	r
91-58-7	2-Chloronaphthalene	330	U	130	330	r
100-01-6	4-Nitroaniline	470	U	160	470	r
131-11-3	Dimethylphthalate	330	U	150	330	r
606-20-2	2,6-Dinitrotoluene	240	U	150	240	r

FORM I SV

r=Result Reported U=Not Detected D=Reported Dilution E/J=Estimated Value X=Not Used S=Lab Solvent

CLIENT ID

SEMIVOLATILE ORGANICS ANALYSIS DATA SHEET

FD-1

Client: NETC Lab: Phoenix Env. Labs

SDG No.: GBY06958 Lab Sample ID: BY06980

Sample wt/vol: 15.31 (g/mL) g Lab File ID: 0424_27.D

Concentrated Extract Volume: 1000 (uL) Date Received: 04/19/17

% Moisture: 31 Date Extracted: 04/24/17

Instrument: CHEM06 Inj. Vol. 1.0 (uL) Date Analyzed: 04/25/17

GPC Cleanup:(Y/N) N pH: Dilution Factor: 1

Matrix: (soil/water) Soil CONCENTRATION UNITS:(ug/L or ug/Kg) ug/Kg

CAS NO.	COMPOUND	CONC.	Q	MDL	PQL	R
208-96-8	Acenaphthylene	330	U	130	330	r
99-09-2	3-Nitroaniline	470	U	950	470	r
83-32-9	Acenaphthene	330	U	140	330	r
51-28-5	2,4-Dinitrophenol	330	U	330	330	r
132-64-9	Dibenzofuran	330	U	140	330	r
121-14-2	2,4-Dinitrotoluene	240	U	190	240	r
100-02-7	4-Nitrophenol	470	U	210	470	r
84-66-2	Diethyl phthalate	330	U	150	330	r
86-73-7	Fluorene	330	U	160	330	r
7005-72-3	4-Chlorophenyl phenyl ether	330	U	160	330	r
88-74-4	2-Nitroaniline	330	U	330	330	r
534-52-1	4,6-Dinitro-2-methylphenol	280	U	95	280	r
86-30-6	N-Nitrosodiphenylamine	330	U	180	330	r
122-66-7	Azobenzene	330	U	150	330	r
101-55-3	4-Bromophenyl phenyl ether	330	U	140	330	r
118-74-1	Hexachlorobenzene	240	U	140	240	r
87-86-5	Pentachlorophenol	310		180	280	r
82-68-8	Pentachloronitrobenzene	330	U	180	330	r
85-01-8	Phenanthrene	320	J	140	330	r
120-12-7	Anthracene	330	U	160	330	r
86-74-8	Carbazole	240	U	190	240	r
84-74-2	Di-n-butylphthalate	330	U	130	330	r
206-44-0	Fluoranthene	390		150	330	r
92-87-5	Benzidine	470	U	280	470	r
129-00-0	Pyrene	340		160	330	r
85-68-7	Benzyl butyl phthalate	330	U	120	330	r
117-81-7	Bis(2-ethylhexyl)phthalate	330	U	140	330	r
56-55-3	Benz(a)anthracene	180	J	160	330	r
218-01-9	Chrysene	190	J	160	330	r
117-84-0	Di-n-octylphthalate	330	U	120	330	r
91-94-1	3,3'-dichlorobenzidine	240	U	220	240	r
205-99-2	Benzo(b)fluoranthene	330	U	160	330	r
207-08-9	Benzo(k)fluoranthene	190	J	160	330	r
50-32-8	Benzo(a)pyrene	180	J	150	240	r
193-39-5	Indeno(1,2,3-cd)pyrene	210	J	160	330	r
53-70-3	Dibenz(a,h)anthracene	240	U	150	240	r

FORM I SV

r=Result Reported U=Not Detected D=Reported Dilution E/J=Estimated Value X=Not Used S=Lab Solvent

CLIENT ID

SEMIVOLATILE ORGANICS ANALYSIS DATA SHEET

FD-1

Client: NETC Lab: Phoenix Env. Labs

SDG No.: GBY06958 Lab Sample ID: BY06980

Sample wt/vol: 15.31 (g/mL) g Lab File ID: 0424_27.D

Concentrated Extract Volume: 1000 (uL) Date Received: 04/19/17

% Moisture: 31 Date Extracted: 04/24/17

Instrument: CHEM06 Inj. Vol. 1.0 (uL) Date Analyzed: 04/25/17

GPC Cleanup:(Y/N) N pH: Dilution Factor: 1

Matrix: (soil/water) Soil CONCENTRATION UNITS:(ug/L or ug/Kg) ug/Kg

CAS NO.	COMPOUND	CONC.	Q	MDL	PQL	R
191-24-2	Benzo(ghi)perylene	200	J	150	330	r

FORM I SV

r=Result Reported U=Not Detected D=Reported Dilution E/J=Estimated Value X=Not Used S=Lab Solvent

Quantitation Report (QT Reviewed)

Data Path : H:\SV2017\CHEM06\04APR\24\
Data File : 0424_27.D
Acq On : 25 Apr 2017 2:51 am
Operator :
Client ID : FD-1
Lab ID : BY06980
ALS Vial : 16 Sample Multiplier: 1

Quant Time: Apr 25 09:28:03 2017
Quant Method : H:\SV2017\CHEM06\METHODS\SV_0424.M
Quant Title : Semivolatiles by GC/MS - EPA Method 625/8270
QLast Update : Mon Apr 24 12:54:51 2017
Response via : Initial Calibration

Compound	R.T.	QIon	Response	Conc	Units		Dev(Min)
Internal Standards							
1) 1,4-Dichlorobenzene-d4	2.583	152	223928	40.000	ng		0.00
23) Naphthalene-d8	3.559	136	816938	40.000	ng		0.00
41) Acenaphthene-d10	5.034	164	479339	40.000	ng		0.00
65) Phenanthrene-d10	6.285	188	921829	40.000	ng	#	0.01
81) Chrysene-d12	8.594	240	1101815	40.000	ng		0.01
88) Perylene-d12	10.515	264	983515	40.000	ng		0.04
System Monitoring Compounds							
5) % 2-Fluorophenol	1.814	112	226017	41.475	ng		0.02
Spiked Amount 75.000	Range 30 - 130		Recovery =	55.31%			
6) % Phenol-d5	2.401	99	292384	43.123	ng		0.01
Spiked Amount 75.000	Range 30 - 130		Recovery =	57.49%			
21) % Nitrobenzene-d5	3.018	82	160345	27.932	ng		0.00
Spiked Amount 50.000	Range 30 - 130		Recovery =	55.86%			
44) % 2-Fluorobiphenyl	4.475	172	394994	27.917	ng		0.00
Spiked Amount 50.000	Range 30 - 130		Recovery =	55.84%			
66) % 2,4,6-Tribromophenol	5.715	62	58500	45.935	ng		0.00
Spiked Amount 75.000	Range 30 - 130		Recovery =	61.25%			
80) % Terphenyl-d14	7.678	244	540307	34.720	ng		0.01
Spiked Amount 50.000			Recovery =	69.44%			
Target Compounds							Qvalue
69) Pentachlorophenol	6.197	266	7365	3.225	ng		97
72) Phenanthrene	6.297	178	74762	3.392	ng		98
77) Fluoranthene	7.319	202	101203	4.070	ng		98
79) Pyrene	7.507	202	92040	3.605	ng		94
84) Benz(a)anthracene	8.571	228	50371	1.909	ng	#	87
85) Chrysene	8.612	228	49913	2.050	ng		94
90) Benzo(k)fluoranthene	9.928	252	47046m	2.051	ng		
91) Benzo(a)pyrene	10.398	252	46048	1.949	ng		97
92) Indeno(1,2,3-cd)pyrene	12.590	276	45582	2.166	ng	#	85
94) Benzo(ghi)perylene	13.165	276	47528	2.121	ng		97

(#)out of range (m)manual integration reviewed by analyst (+)signals summed

Quantitation Report (QT Reviewed)

Data Path : H:\SV2017\CHEM06\04APR\24\
Data File : 0424_27.D
Acq On : 25 Apr 2017 2:51 am
Operator :
Client ID : FD-1
Lab ID : BY06980
ALS Vial : 16 Sample Multiplier: 1

Quant Time: Apr 25 09:28:03 2017
Quant Method : H:\SV2017\CHEM06\METHODS\SV_0424.M
Quant Title : Semivolatiles by GC/MS - EPA Method 625/8270
QLast Update : Mon Apr 24 12:54:51 2017
Response via : Initial Calibration

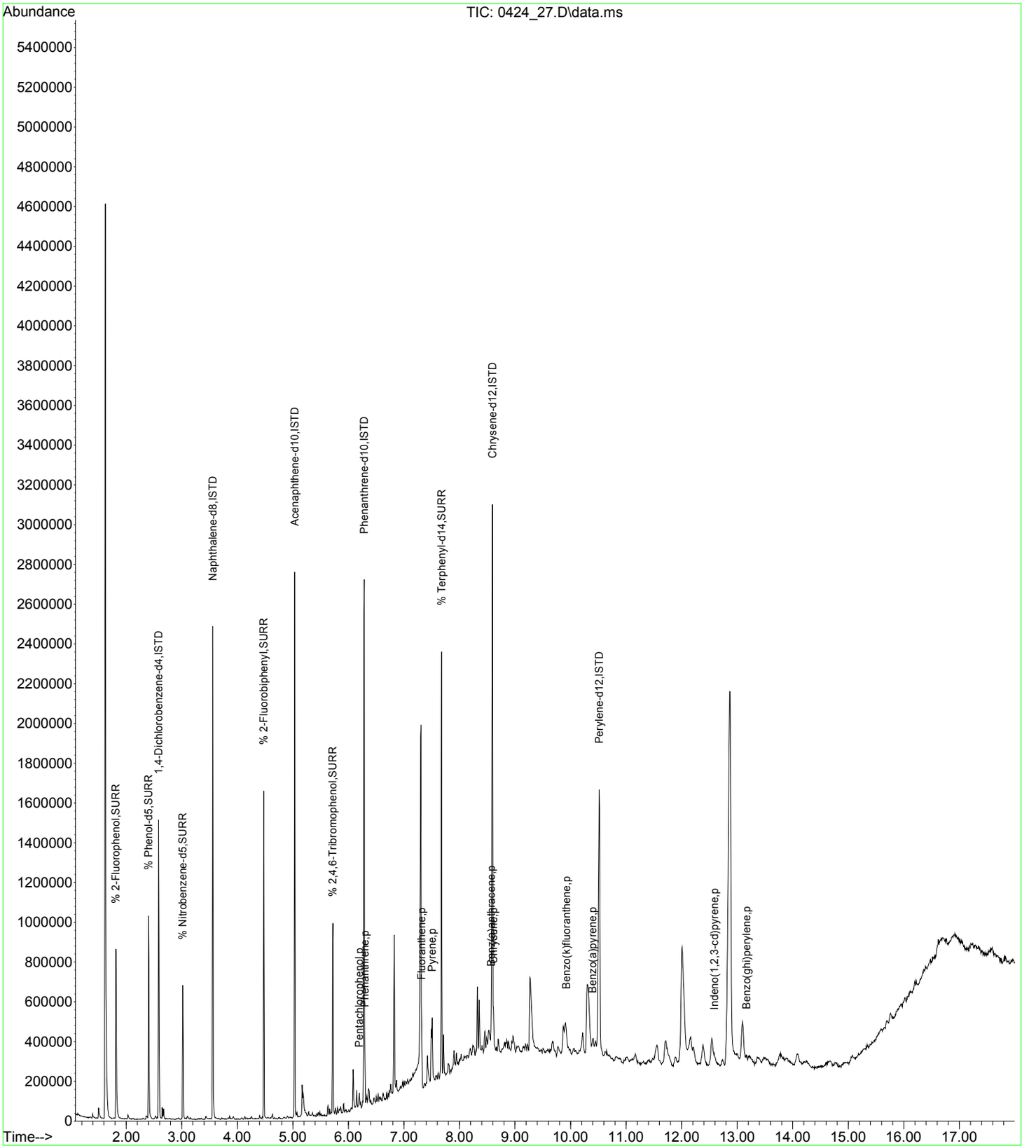

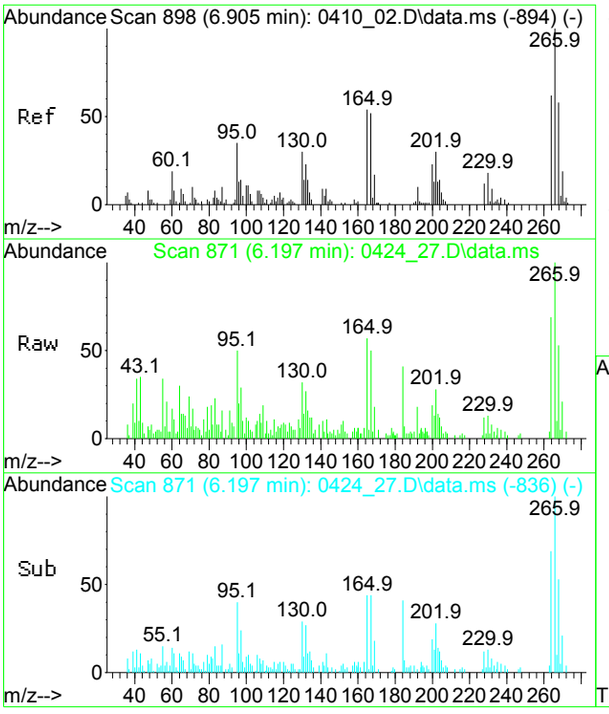

#69
Pentachlorophenol
Concen: 3.23 ng
RT: 6.197 min Scan# 871
Delta R.T. 0.006 min
Lab File: 0424_27.D
Acq: 25 Apr 2017 2:51 am

Tgt Ion:266 Resp: 7365

Ion	Ratio	Lower	Upper
266	100		
268	60.6	41.2	76.6
264	66.9	44.3	82.3

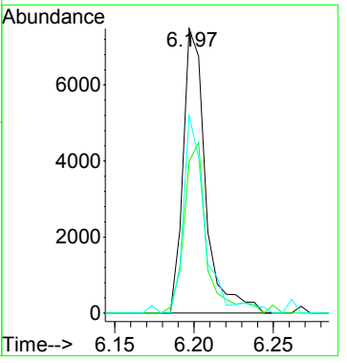

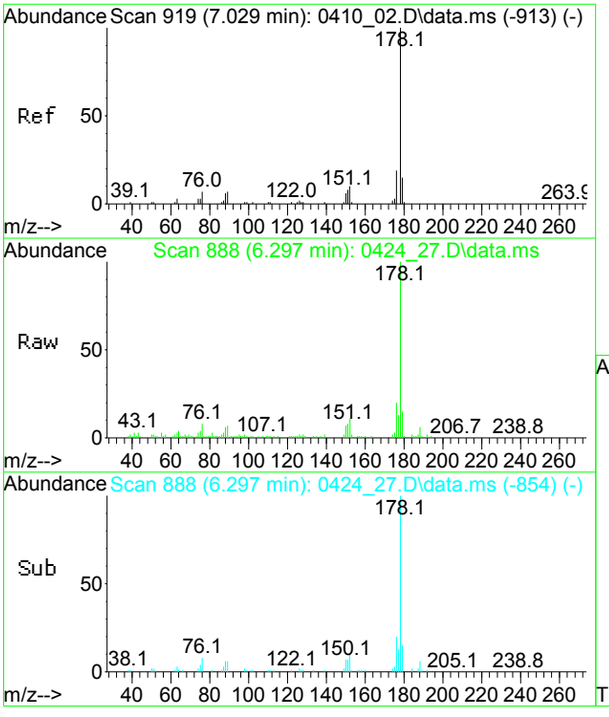

#72
Phenanthrene
Concen: 3.39 ng
RT: 6.297 min Scan# 888
Delta R.T. 0.000 min
Lab File: 0424_27.D
Acq: 25 Apr 2017 2:51 am

Tgt Ion:178 Resp: 74762

Ion	Ratio	Lower	Upper
178	100		
176	19.4	13.2	24.4
179	15.9	10.6	19.6

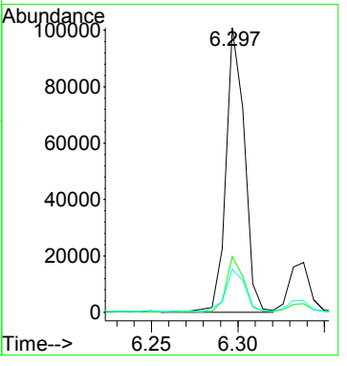

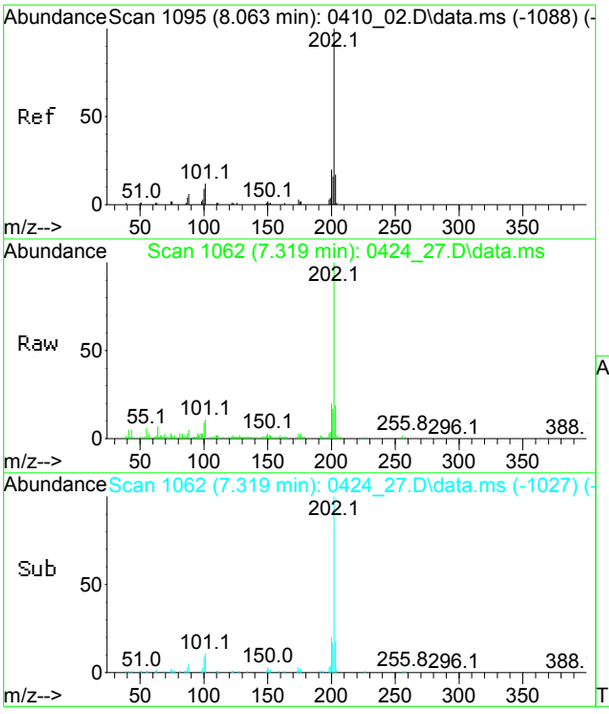

#77
Fluoranthene
Concen: 4.07 ng
RT: 7.319 min Scan# 1062
Delta R.T. 0.006 min
Lab File: 0424_27.D
Acq: 25 Apr 2017 2:51 am

Tgt Ion:202 Resp: 101203

Ion	Ratio	Lower	Upper
202	100		
200	21.9	14.5	26.9
203	18.1	12.4	23.0

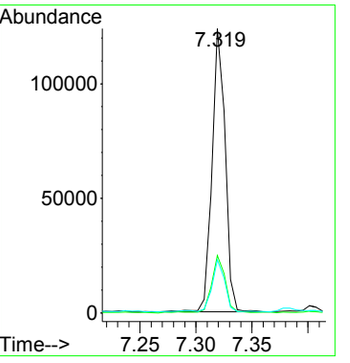

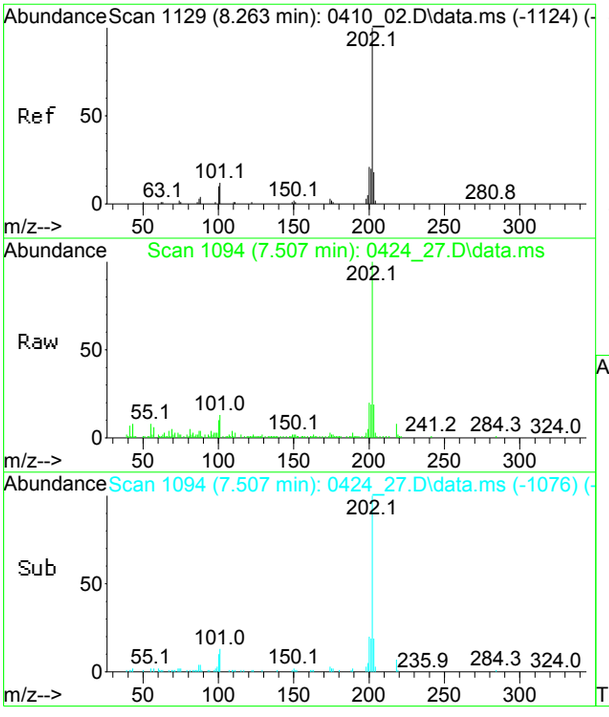

#79
Pyrene
Concen: 3.61 ng
RT: 7.507 min Scan# 1094
Delta R.T. 0.006 min
Lab File: 0424_27.D
Acq: 25 Apr 2017 2:51 am

Tgt Ion:202 Resp: 92040

Ion	Ratio	Lower	Upper
202	100		
200	21.4	14.5	26.9
203	22.6	12.7	23.5

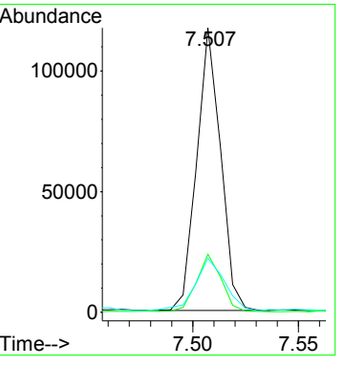

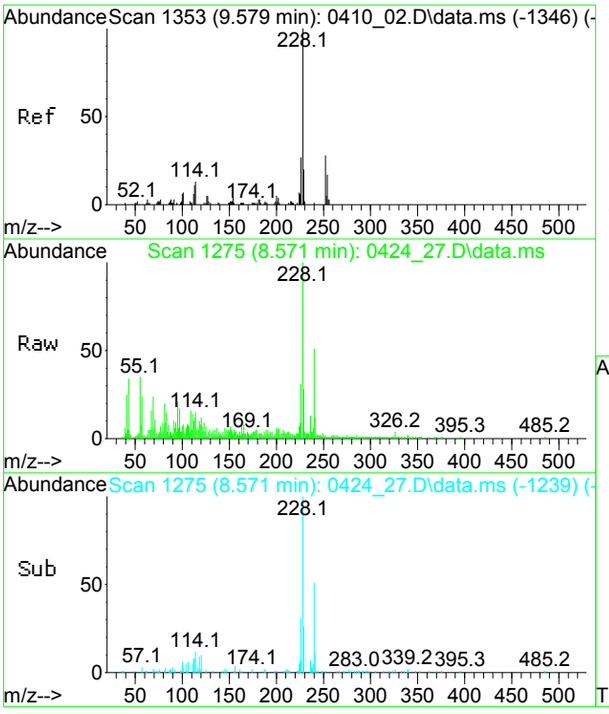

#84
Benz(a)anthracene
Concen: 1.91 ng
RT: 8.571 min Scan# 1275
Delta R.T. 0.012 min
Lab File: 0424_27.D
Acq: 25 Apr 2017 2:51 am

Tgt Ion:228 Resp: 50371

Ion	Ratio	Lower	Upper
228	100		
226	28.7	18.8	35.0
229	31.4	13.9	25.7#

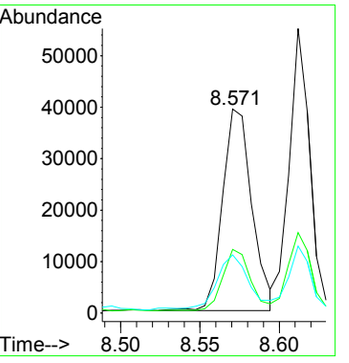

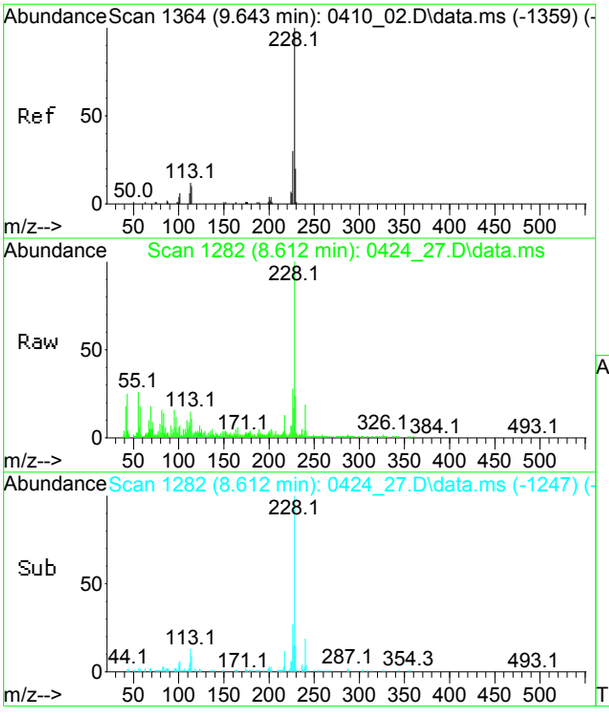

#85
Chrysene
Concen: 2.05 ng
RT: 8.612 min Scan# 1282
Delta R.T. 0.006 min
Lab File: 0424_27.D
Acq: 25 Apr 2017 2:51 am

Tgt Ion:228 Resp: 49913

Ion	Ratio	Lower	Upper
228	100		
226	31.3	20.8	38.6
229	24.7	13.7	25.5

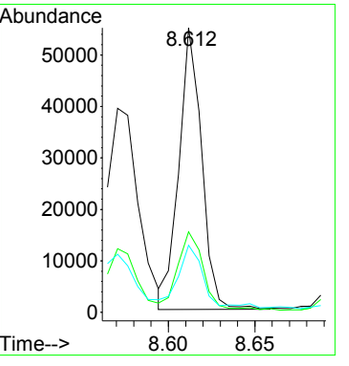

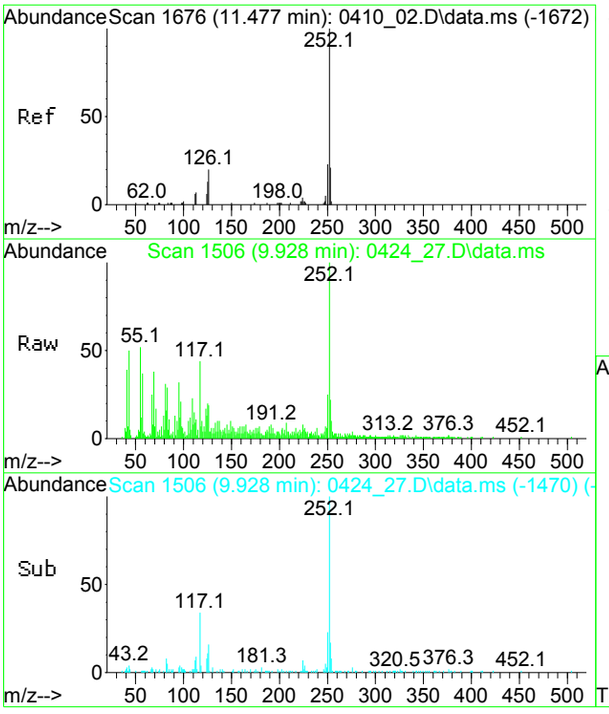

#90
Benzo(k)fluoranthene
Concen: 2.05 ng m
RT: 9.928 min Scan# 1506
Delta R.T. 0.012 min
Lab File: 0424_27.D
Acq: 25 Apr 2017 2:51 am

Tgt Ion:252 Resp: 47046

Ion	Ratio	Lower	Upper
252	100		
250	22.7	15.6	29.0
253	21.3	14.9	27.7

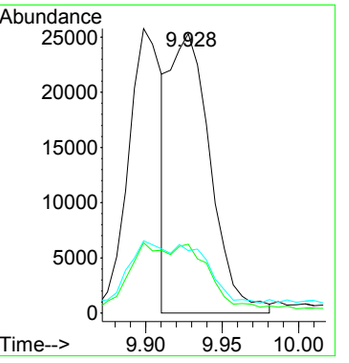

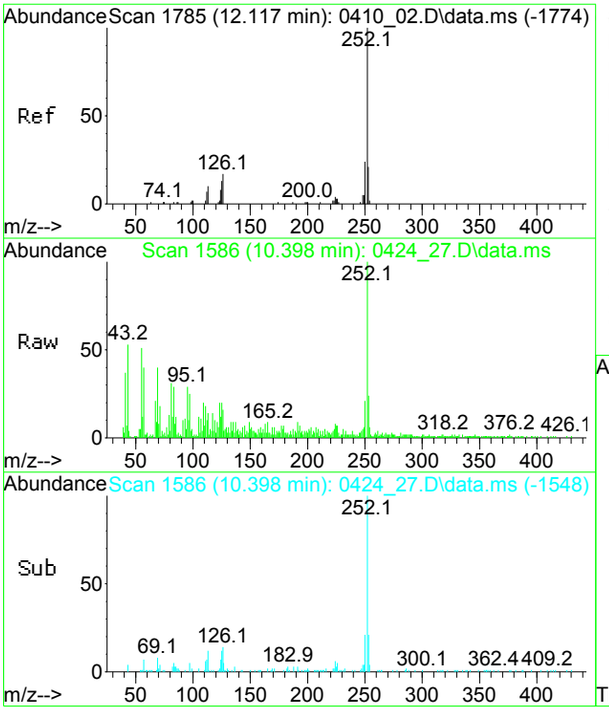

#91
Benzo(a)pyrene
Concen: 1.95 ng
RT: 10.398 min Scan# 1586
Delta R.T. 0.024 min
Lab File: 0424_27.D
Acq: 25 Apr 2017 2:51 am

Tgt Ion:252 Resp: 46048

Ion	Ratio	Lower	Upper
252	100		
250	24.1	16.7	30.9
253	24.5	15.3	28.3

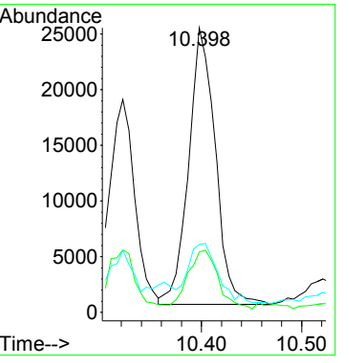

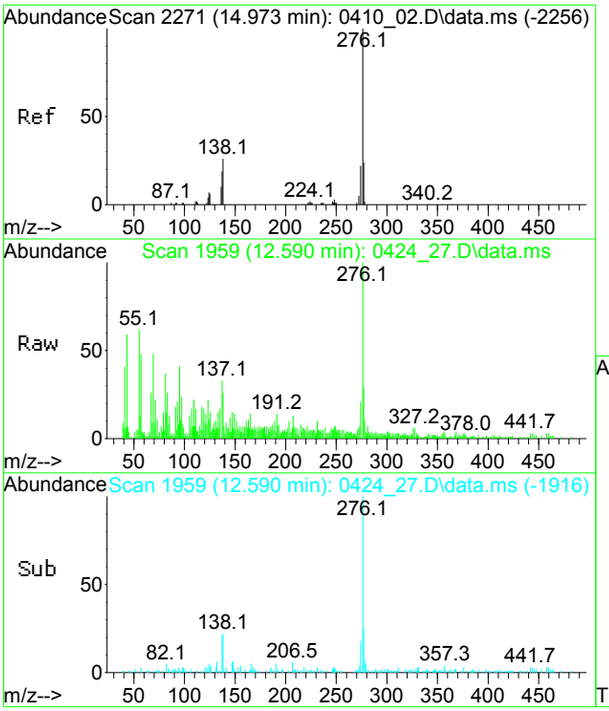

#92
Indeno(1,2,3-cd)pyrene
Concen: 2.17 ng
RT: 12.590 min Scan# 1959
Delta R.T. 0.053 min
Lab File: 0424_27.D
Acq: 25 Apr 2017 2:51 am

Tgt Ion:276 Resp: 45582

Ion	Ratio	Lower	Upper
276	100		
277	12.1	16.7	31.1#
274	25.0	15.8	29.3

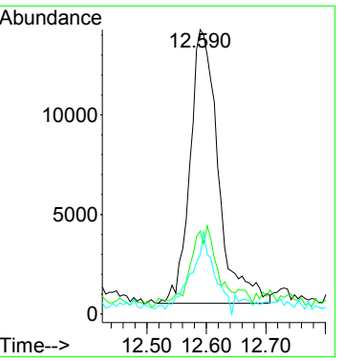

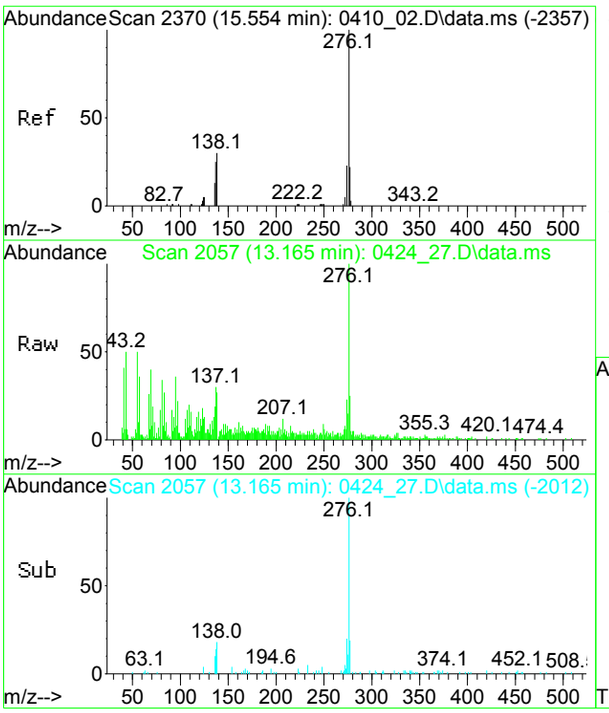

#94
Benzo(ghi)perylene
Concen: 2.12 ng
RT: 13.165 min Scan# 2057
Delta R.T. 0.065 min
Lab File: 0424_27.D
Acq: 25 Apr 2017 2:51 am

Tgt Ion:276 Resp: 47528

Ion	Ratio	Lower	Upper
276	100		
277	25.2	16.1	29.9
274	23.5	15.8	29.4

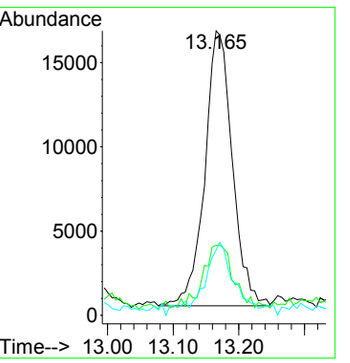

SEMIVOLATILE ORGANICS INITIAL CALIBRATION DATA

Lab Name: Phoenix Environmental Labs Client:

Lab Code: Phoenix Case No.: SAS No.: SDG No.: GBY06958

Instrument ID: CHEM06 Calibration Date(s): 04/24/17 04/24/17

Heated Purge (Y/N): Y Calibration Time(s): 09:11 12:32

GC Column: v factor 4 Method File: SV_0424.M

LAB FILE ID:

RRF 1	0424_09.D	RRF 3.5	0424_08.D	RRF 10	0424_07A.D	RRF 20	0424_06.D
RRF 30	0424_02.D	RRF 50	0424_05.D	RRF 70	0424_04.D	RRF 100	0424_03.D

COMPOUND		RRF 1	RRF 3.5	RRF 10	RRF 20	RRF 30	RRF 50	RRF 70	RRF 100	$\overline{RRF}$	% RSD	% RSD LIMITS
N-Nitrosodimethylamine		0.499	0.565	0.529	0.546	0.523	0.569	0.576	0.604	0.551	6.1	20 (40)
Pyridine			1.024	1.032	1.005	0.907	1.055	1.088	1.103	1.031	6.3	20 (40)
Phenol		1.307	1.366	1.362	1.448	1.245	1.477	1.426	1.424	1.382	5.6	20 (40)
Bis(2-chloroethyl)ether		1.118	1.024	0.944	0.953	0.808	0.952	0.939	0.926	0.958	9.2	20 (40)
Aniline			1.379	1.553	1.613	1.375	1.641	1.568	1.531	1.523	7.0	20 (40)
2-Chlorophenol		1.173	1.207	1.159	1.169	1.039	1.173	1.163	1.141	1.153	4.3	20 (40)
1,3-Dichlorobenzene		1.443	1.351	1.247	1.281	1.120	1.302	1.304	1.282	1.291	7.1	20 (40)
1,4-Dichlorobenzene		1.314	1.433	1.308	1.333	1.183	1.383	1.337	1.333	1.328	5.4	20 (40)
1,2-Dichlorobenzene		1.371	1.333	1.196	1.237	1.072	1.268	1.241	1.234	1.244	7.2	20 (40)
2-Methylphenol (o-cresol)		0.973	0.881	0.856	0.878	0.762	0.877	0.849	0.835	0.864	6.8	20 (40)
Bis(2-chloroisopropyl)ether			1.159	1.129	1.172	0.955	1.132	1.107	1.069	1.103	6.7	20 (40)
N-Nitrosodi-n-propylamine			0.717	0.679	0.697	0.583	0.692	0.671	0.657	0.671	6.4	20 (40)
3&4-Methylphenol (m&p-cresol)			1.300	1.206	1.245	1.107	1.279	1.268	1.254	1.237	5.2	20 (40)
Acetophenone			1.559	1.442	1.484	1.250	1.487	1.449	1.396	1.438	6.8	20 (40)
Hexachloroethane		0.557	0.549	0.529	0.524	0.477	0.547	0.539	0.543	0.533	4.7	20 (40)
Nitrobenzene		1.153	1.156	1.055	1.103	0.924	1.061	1.039	1.014	1.063	7.2	20 (40)
Isophorone			0.539	0.509	0.508	0.440	0.532	0.545	0.534	0.515	7.0	20 (40)
2-Nitrophenol	*	0.076	0.070	0.064	0.065	0.054	0.070	0.069	0.069	0.067	9.7	20 (40)
2,4-Dimethylphenol		0.358	0.298	0.295	0.274	0.242	0.304	0.305	0.311	0.299	11.0	20 (40)
Bis(2-chloroethoxy)methane	*		0.299	0.292	0.287	0.250	0.307	0.313	0.313	0.294	7.5	20 (40)
Benzoic Acid				0.199	0.203	0.178	0.196	0.212	0.211	0.200	6.3	20 (40)
2,4-Dichlorophenol		0.259	0.270	0.254	0.262	0.226	0.287	0.293	0.294	0.268	8.6	20 (40)
1,2,4-Trichlorobenzene			0.318	0.288	0.288	0.250	0.308	0.317	0.319	0.298	8.5	20 (40)
Naphthalene			0.962	0.894	0.896	0.777	0.958	0.991	0.994	0.924	8.3	20 (40)
4-Chloroaniline		0.092	0.097	0.102	0.104	0.089	0.110	0.111	0.110	0.102	8.5	20 (40)
Hexachlorobutadiene		0.205	0.179	0.171	0.174	0.150	0.188	0.192	0.194	0.182	9.4	20 (40)
4-Chloro-3-methylphenol		0.244	0.242	0.253	0.248	0.210	0.255	0.261	0.265	0.247	6.9	20 (40)
2-Methylnaphthalene			0.638	0.617	0.609	0.528	0.672	0.669	0.685	0.631	8.6	20 (40)
Hexachlorocyclopentadiene			0.103	0.137	0.162	0.144	0.195	0.202	0.212	0.165	24.1 +	20 (40)
1,2,4,5-Tetrachlorobenzene		0.323	0.326	0.319	0.306	0.258	0.343	0.347	0.349	0.321	9.2	20 (40)
2,4,6-Trichlorophenol		0.376	0.320	0.335	0.343	0.303	0.360	0.349	0.362	0.343	6.9	20 (40)
2,4,5-Trichlorophenol		0.360	0.344	0.325	0.363	0.321	0.383	0.377	0.388	0.358	7.2	20 (40)
2-Chloronaphthalene			1.075	1.030	1.065	0.941	1.156	1.104	1.148	1.074	6.9	20 (40)
4-Nitroaniline			0.268	0.266	0.277	0.246	0.284	0.279	0.279	0.271	4.7	20 (40)
Dimethylphthalate			1.210	1.162	1.137	1.025	1.185	1.189	1.207	1.159	5.6	20 (40)
2,6-Dinitrotoluene			0.261	0.262	0.271	0.237	0.279	0.275	0.278	0.266	5.5	20 (40)
Acenaphthylene			1.646	1.585	1.596	1.414	1.670	1.632	1.649	1.599	5.4	20 (40)
3-Nitroaniline			0.287	0.305	0.301	0.272	0.313	0.308	0.325	0.302	5.8	20 (40)
Acenaphthene			1.018	0.978	0.961	0.861	1.013	0.987	1.029	0.978	5.8	20 (40)
2,4-Dinitrophenol		0.014	0.060	0.112	0.149	0.137	0.177	0.180	0.186	0.127	48.8 #	20 (40)
Dibenzofuran			1.508	1.449	1.472	1.316	1.564	1.510	1.573	1.484	5.9	20 (40)
2,4-Dinitrotoluene			0.322	0.350	0.353	0.312	0.375	0.367	0.378	0.351	7.2	20 (40)
4-Nitrophenol		0.190	0.197	0.209	0.204	0.176	0.209	0.211	0.213	0.201	6.4	20 (40)
Diethyl phthalate			1.184	1.193	1.179	1.033	1.243	1.224	1.257	1.188	6.3	20 (40)
Fluorene			1.249	1.187	1.193	1.062	1.302	1.280	1.337	1.230	7.5	20 (40)
4-Chlorophenyl phenyl ether			0.577	0.583	0.585	0.501	0.604	0.598	0.635	0.583	7.0	20 (40)
2-Nitroaniline			0.234	0.236	0.238	0.205	0.249	0.239	0.239	0.234	6.0	20 (40)
4,6-Dinitro-2-methylphenol			0.145	0.191	0.214	0.192	0.240	0.241	0.257	0.211	18.3	20 (40)
N-Nitrosodiphenylamine			0.780	0.802	0.784	0.697	0.847	0.845	0.875	0.804	7.4	20 (40)

(*) Recommended RRF not met (+) %D exceeds criteria % (#) %D exceeds (maximum) %
%D: 10% of target compounds are allowed to be above criteria %, but must be less than the (maximum) %

FORM VI SVOA

SEMIVOLATILE ORGANICS INITIAL CALIBRATION DATA

Lab Name: Phoenix Environmental Labs Client:

Lab Code: Phoenix Case No.: SAS No.: SDG No.: GBY06958

Instrument ID: CHEM06 Calibration Date(s): 04/24/17 04/24/17

Heated Purge (Y/N): Y Calibration Time(s): 09:11 12:32

GC Column: v factor 4 Method File: SV_0424.M

LAB FILE ID:

RRF 1	0424_09.D	RRF 3.5	0424_08.D	RRF 10	0424_07A.D	RRF 20	0424_06.D
RRF 30	0424_02.D	RRF 50	0424_05.D	RRF 70	0424_04.D	RRF 100	0424_03.D

COMPOUND		RRF 1	RRF 3.5	RRF 10	RRF 20	RRF 30	RRF 50	RRF 70	RRF 100	$\overline{RRF}$	% RSD	% RSD LIMITS
Azobenzene			1.238	1.179	1.177	0.993	1.233	1.208	1.210	1.177	7.2	20 (40)
4-Bromophenyl phenyl ether			0.184	0.172	0.176	0.162	0.192	0.192	0.192	0.181	6.5	20 (40)
Hexachlorobenzene	*		0.091	0.084	0.081	0.071	0.084	0.083	0.083	0.083	7.0	20 (40)
Pentachlorophenol				0.079	0.090	0.086	0.111	0.110	0.119	0.099	16.3	20 (40)
Pentachloronitrobenzene			0.069	0.065	0.064	0.055	0.069	0.068	0.068	0.065	7.6	20 (40)
Phenanthrene			0.984	0.926	0.929	0.853	1.003	0.979	1.020	0.956	6.0	20 (40)
Anthracene			0.977	0.938	0.957	0.855	0.985	0.994	1.007	0.959	5.4	20 (40)
Carbazole			0.914	0.862	0.873	0.790	0.899	0.933	0.933	0.886	5.7	20 (40)
Di-n-butylphthalate			1.080	1.043	1.071	0.942	1.112	1.137	1.150	1.077	6.5	20 (40)
Fluoranthene			1.095	1.044	1.063	0.937	1.093	1.152	1.169	1.079	7.1	20 (40)
Benzidine			0.274	0.186	0.244	0.278	0.305	0.282	0.223	0.256	15.9	20 (40)
Pyrene			1.141	1.058	1.084	0.974	1.134	1.169	1.195	1.108	6.8	20 (40)
Benzyl butyl phthalate			0.499	0.466	0.473	0.404	0.453	0.463	0.453	0.459	6.2	20 (40)
Bis(2-ethylhexyl)phthalate		0.776	0.708	0.654	0.645	0.555	0.625	0.634	0.622	0.652	10.0	20 (40)
Benz(a)anthracene			1.098	0.955	0.948	0.845	0.950	0.969	0.939	0.958	7.8	20 (40)
Chrysene			0.977	0.883	0.875	0.782	0.881	0.900	0.890	0.884	6.4	20 (40)
Di-n-octylphthalate			1.095	1.091	1.089	0.971	1.086	1.105	1.067	1.072	4.3	20 (40)
3,3'-dichlorobenzidine			0.357	0.332	0.329	0.283	0.352	0.342	0.324	0.331	7.4	20 (40)
Benzo(b)fluoranthene			1.056	1.013	1.033	0.920	1.108	1.067	1.083	1.040	5.9	20 (40)
Benzo(k)fluoranthene			0.881	0.930	0.928	0.822	0.957	1.005	1.008	0.933	7.1	20 (40)
Benzo(a)pyrene			0.973	0.948	0.955	0.846	1.002	1.005	0.998	0.961	5.8	20 (40)
Indeno(1,2,3-cd)pyrene			0.788	0.825	0.858	0.755	0.915	0.922	0.926	0.856	8.0	20 (40)
Dibenz(a,h)anthracene			0.803	0.805	0.845	0.754	0.929	0.930	0.947	0.859	8.9	20 (40)
Benzo(ghi)perylene			0.888	0.883	0.913	0.813	0.955	0.964	0.963	0.911	6.1	20 (40)
% 2-Fluorophenol			1.024	0.955	0.982	0.830	1.001	1.011	1.012	0.973	6.9	20 (40)
% Phenol-d5			1.242	1.168	1.246	1.040	1.285	1.258	1.239	1.211	6.9	20 (40)
% Nitrobenzene-d5			1.069	1.056	1.068	0.898	1.054	1.032	1.002	1.025	5.9	20 (40)
% 2-Fluorobiphenyl			1.201	1.178	1.192	1.011	1.239	1.202	1.243	1.181	6.6	20 (40)
% 2,4,6-Tribromophenol			0.058	0.056	0.056	0.046	0.057	0.057	0.056	0.055	7.6	20 (40)
% Terphenyl-d14			0.678	0.646	0.655	0.573	0.696	0.738	0.741	0.675	8.6	20 (40)

(*) Recommended RRF not met (+) %D exceeds criteria % (#) %D exceeds (maximum) %
%D: 10% of target compounds are allowed to be above criteria %, but must be less than the (maximum) %

FORM VI SVOA

Method Path : H:\SV2017\CHEM06\METHODS\
Method File : SV_0424.M
Title : Semivolatiles by GC/MS - EPA Method 625/8270
Last Update : Thu Apr 20 08:46:54 2017
Response Via : Initial Calibration

Calibration Files (Note: Curves (l,lf,q,qf) display calculated conc and corr. coefficient.)
3.5 =0424_08.D 10 =0424_07A.D 20 =0424_06.D 30 =0424_02.D 100 =0424_03.D 50 =0424_05.D 70 =0424_04.D 1 =0424_09.D

	Compound	3.5	10	20	30	100	50	70	1	Avg	%RSD
1)	ISTD1,4-Dichlorobenzen...	----------ISTD----------									
2)	T N-Nitrosodimet...	0.565	0.529	0.546	0.523	0.604	0.569	0.576	0.499	0.551	6.11
3)	T Pyridine	1.024	1.032	1.005	0.907	1.103	1.055	1.088		1.031	6.27
5)	SURR% 2-Fluorophenol	1.024	0.955	0.982	0.830	1.012	1.001	1.011		0.973	6.93
6)	SURR% Phenol-d5	1.242	1.168	1.246	1.040	1.239	1.285	1.258		1.211	6.87
7)	p Phenol	1.366	1.362	1.448	1.245	1.424	1.477	1.426	1.307	1.382	5.62
8)	p Bis(2-chloroet...	1.024	0.944	0.953	0.808	0.926	0.952	0.939	1.118	0.958	9.17
9)	T Aniline	1.379	1.553	1.613	1.375	1.531	1.641	1.568		1.523	6.99
10)	p 2-Chlorophenol	1.207	1.159	1.169	1.039	1.141	1.173	1.163	1.173	1.153	4.31
11)	T 1,3-Dichlorobe...	1.351	1.247	1.281	1.120	1.282	1.302	1.304	1.443	1.291	7.07
12)	1,4-Dichlorobe...	1.433	1.308	1.333	1.183	1.333	1.383	1.337	1.314	1.328	5.37
14)	T 1,2-Dichlorobe...	1.333	1.196	1.237	1.072	1.234	1.268	1.241	1.371	1.244	7.24
15)	p 2-Methylphenol...	0.881	0.856	0.878	0.762	0.835	0.877	0.849	0.973	0.864	6.76
16)	T Bis(2-chlorois...	1.159	1.129	1.172	0.955	1.069	1.132	1.107		1.103	6.68
17)	p N-Nitrosodi-n-...	0.717	0.679	0.697	0.583	0.657	0.692	0.671		0.671	6.44
18)	p 3&4-Methylphen...	1.300	1.206	1.245	1.107	1.254	1.279	1.268		1.237	5.20
19)	p Acetophenone	1.559	1.442	1.484	1.250	1.396	1.487	1.449		1.438	6.75
20)	p Hexachloroethane	0.549	0.529	0.524	0.477	0.543	0.547	0.539	0.557	0.533	4.71
21)	SURR% Nitrobenzene-d5	1.069	1.056	1.068	0.898	1.002	1.054	1.032		1.025	5.94
22)	p Nitrobenzene	1.156	1.055	1.103	0.924	1.014	1.061	1.039	1.153	1.063	7.16
23)	ISTDNaphthalene-d8	----------ISTD----------									
24)	p Isophorone	0.539	0.509	0.508	0.440	0.534	0.532	0.545		0.515	6.99
25)	p 2-Nitrophenol	0.070	0.064	0.065	0.054	0.069	0.070	0.069	0.076	0.067#	9.74
26)	p 2,4-Dimethylph...	0.298	0.295	0.274	0.242	0.311	0.304	0.305	0.358	0.299	10.97
27)	p Bis(2-chloroet...	0.299	0.292	0.287	0.250	0.313	0.307	0.313		0.294#	7.46
28)	T Benzoic Acid		0.199	0.203	0.178	0.211	0.196	0.212		0.200	6.31
29)	p 2,4-Dichloroph...	0.270	0.254	0.262	0.226	0.294	0.287	0.293	0.259	0.268	8.58
30)	T 1,2,4-Trichlor...	0.318	0.288	0.288	0.250	0.319	0.308	0.317		0.298	8.49
33)	p Naphthalene	0.962	0.894	0.896	0.777	0.994	0.958	0.991		0.924	8.30
34)	p 4-Chloroaniline	0.097	0.102	0.104	0.089	0.110	0.110	0.111	0.092	0.102	8.46
36)	p Hexachlorobuta...	0.179	0.171	0.174	0.150	0.194	0.188	0.192	0.205	0.182	9.38
37)	p 4-Chloro-3-met...	0.242	0.253	0.248	0.210	0.265	0.255	0.261	0.244	0.247	6.85
38)	p 2-Methylnaphth...	0.638	0.617	0.609	0.528	0.685	0.672	0.669		0.631	8.55
39)	p Hexachlorocycl...	0.103	0.137	0.162	0.144	0.212	0.195	0.202		0.165	24.10
40)	p 1,2,4,5-Tetrac...	0.326	0.319	0.306	0.258	0.349	0.343	0.347	0.323	0.321	9.22
41)	ISTDAcenaphthene-d10	----------ISTD----------									
42)	p 2,4,6-Trichlor...	0.320	0.335	0.343	0.303	0.362	0.360	0.349	0.376	0.343	6.94
43)	p 2,4,5-Trichlor...	0.344	0.325	0.363	0.321	0.388	0.383	0.377	0.360	0.358	7.17
44)	SURR% 2-Fluorobiph...	1.201	1.178	1.192	1.011	1.243	1.239	1.202		1.181	6.64
45)	p 2-Chloronaphth...	1.075	1.030	1.065	0.941	1.148	1.156	1.104		1.074	6.90
46)	p 4-Nitroaniline	0.268	0.266	0.277	0.246	0.279	0.284	0.279		0.271	4.72
48)	p Dimethylphthalate	1.210	1.162	1.137	1.025	1.207	1.185	1.189		1.159	5.56
49)	p 2,6-Dinitrotol...	0.261	0.262	0.271	0.237	0.278	0.279	0.275		0.266	5.51

Method Path : H:\SV2017\CHEM06\METHODS\
Method File : SV_0424.M

50)	p	Acenaphthylene	1.646	1.585	1.596	1.414	1.649	1.670	1.632		1.599	5.44
51)	p	3-Nitroaniline	0.287	0.305	0.301	0.272	0.325	0.313	0.308		0.302	5.77
52)	p	Acenaphthene	1.018	0.978	0.961	0.861	1.029	1.013	0.987		0.978	5.83
53)	P	2,4-Dinitrophenol	0.060	0.112	0.149	0.137	0.186	0.177	0.180	0.014	0.127	48.82
54)	p	Dibenzofuran	1.508	1.449	1.472	1.316	1.573	1.564	1.510		1.484	5.85
55)	p	2,4-Dinitrotol...	0.322	0.350	0.353	0.312	0.378	0.375	0.367		0.351	7.24
56)	p	4-Nitrophenol	0.197	0.209	0.204	0.176	0.213	0.209	0.211	0.190	0.201	6.43
58)	p	Diethyl phthalate	1.184	1.193	1.179	1.033	1.257	1.243	1.224		1.188	6.27
59)	p	Fluorene	1.249	1.187	1.193	1.062	1.337	1.302	1.280		1.230	7.48
60)	p	4-Chlorophenyl...	0.577	0.583	0.585	0.501	0.635	0.604	0.598		0.583	7.03
61)	p	2-Nitroaniline	0.234	0.236	0.238	0.205	0.239	0.249	0.239		0.234	5.95
62)	p	4,6-Dinitro-2-...	0.145	0.191	0.214	0.192	0.257	0.240	0.241		0.211	18.33
63)	p	N-Nitrosodiphe...	0.780	0.802	0.784	0.697	0.875	0.847	0.845		0.804	7.35
64)	T	Azobenzene	1.238	1.179	1.177	0.993	1.210	1.233	1.208		1.177	7.16
65)	ISTDPhenanthrene-d10	----------ISTD----------										
66)	SURR%	2,4,6-Tribro...	0.058	0.056	0.056	0.046	0.056	0.057	0.057		0.055	7.58
67)	p	4-Bromophenyl ...	0.184	0.172	0.176	0.162	0.192	0.192	0.192		0.181	6.50
68)	p	Hexachlorobenzene	0.091	0.084	0.081	0.071	0.083	0.084	0.083		0.083#	7.04
69)	p	Pentachlorophenol		0.079	0.090	0.086	0.119	0.111	0.110		0.099	16.33
70)	T	Pentachloronit...	0.069	0.065	0.064	0.055	0.068	0.069	0.068		0.065	7.59
72)	p	Phenanthrene	0.984	0.926	0.929	0.853	1.020	1.003	0.979		0.956	6.00
73)	p	Anthracene	0.977	0.938	0.957	0.855	1.007	0.985	0.994		0.959	5.37
74)	p	Carbazole	0.914	0.862	0.873	0.790	0.933	0.899	0.933		0.886	5.70
75)	p	Di-n-butylphth...	1.080	1.043	1.071	0.942	1.150	1.112	1.137		1.077	6.49
77)	p	Fluoranthene	1.095	1.044	1.063	0.937	1.169	1.093	1.152		1.079	7.13
78)	p	Benzidine	0.274	0.186	0.244	0.278	0.223	0.305	0.282		0.256	15.93
79)	p	Pyrene	1.141	1.058	1.084	0.974	1.195	1.134	1.169		1.108	6.80
80)	SURR%	Terphenyl-d14	0.678	0.646	0.655	0.573	0.741	0.696	0.738		0.675	8.62
81)	ISTDChrysene-d12	----------ISTD----------										
82)	p	Benzyl butyl p...	0.499	0.466	0.473	0.404	0.453	0.453	0.463		0.459	6.24
83)	p	Bis(2-ethylhex...	0.708	0.654	0.645	0.555	0.622	0.625	0.634	0.776	0.652	10.04
84)	p	Benz(a)anthracene	1.098	0.955	0.948	0.845	0.939	0.950	0.969		0.958	7.76
85)	p	Chrysene	0.977	0.883	0.875	0.782	0.890	0.881	0.900		0.884	6.43
86)	p	Di-n-octylphth...	1.095	1.091	1.089	0.971	1.067	1.086	1.105		1.072	4.29
87)	p	3,3'-dichlorob...	0.357	0.332	0.329	0.283	0.324	0.352	0.342		0.331	7.43
88)	ISTDPerylene-d12	----------ISTD----------										
89)	p	Benzo(b)fluora...	1.056	1.013	1.033	0.920	1.083	1.108	1.067		1.040	5.91
90)	p	Benzo(k)fluora...	0.881	0.930	0.928	0.822	1.008	0.957	1.005		0.933	7.09
91)	p	Benzo(a)pyrene	0.973	0.948	0.955	0.846	0.998	1.002	1.005		0.961	5.80
92)	p	Indeno(1,2,3-c...	0.788	0.825	0.858	0.755	0.926	0.915	0.922		0.856	8.03
93)	p	Dibenz(a,h)ant...	0.803	0.805	0.845	0.754	0.947	0.929	0.930		0.859	8.86
94)	p	Benzo(ghi)pery...	0.888	0.883	0.913	0.813	0.963	0.955	0.964		0.911	6.08

(#,$,@)=Out of Range l=linear lf=linear(0,0) q=Quadratic qf=Quadratic(0,0)

Quantitation Report (QT Reviewed)

Data Path : H:\SV2017\CHEM06\04APR\24\
Data File : 0424_02.D
Acq On : 24 Apr 2017 9:11 am
Operator :
Client ID : ICAL 30
Lab ID : 30PPM 8270;12T
ALS Vial : 2 Sample Multiplier: 1

Quant Time: Apr 24 12:58:28 2017
Quant Method : H:\SV2017\CHEM06\METHODS\SV_0424.M
Quant Title : Semivolatiles by GC/MS - EPA Method 625/8270
QLast Update : Mon Apr 24 12:54:51 2017
Response via : Initial Calibration

Compound	R.T.	QIon	Response	Conc	Units	Dev(Min)
Internal Standards						
1) 1,4-Dichlorobenzene-d4	2.583	152	217647	40.000	ng	0.00
23) Naphthalene-d8	3.553	136	831740	40.000	ng	0.00
41) Acenaphthene-d10	5.028	164	445633	40.000	ng	0.00
65) Phenanthrene-d10	6.273	188	799337	40.000	ng	0.00
81) Chrysene-d12	8.582	240	855049	40.000	ng	0.00
88) Perylene-d12	10.480	264	782588	40.000	ng	0.00
System Monitoring Compounds						
5) % 2-Fluorophenol	1.796	112	135419	25.567	ng	0.00
Spiked Amount 75.000	Range 30 - 130		Recovery =	34.09%		
6) % Phenol-d5	2.389	99	169791	25.765	ng	0.00
Spiked Amount 75.000	Range 30 - 130		Recovery =	34.35%		
21) % Nitrobenzene-d5	3.018	82	146577	26.271	ng	0.00
Spiked Amount 50.000	Range 30 - 130		Recovery =	52.54%		
44) % 2-Fluorobiphenyl	4.475	172	338063	25.701	ng	0.00
Spiked Amount 50.000	Range 30 - 130		Recovery =	51.40%		
66) % 2,4,6-Tribromophenol	5.709	62	27513	24.914	ng	0.00
Spiked Amount 75.000	Range 30 - 130		Recovery =	33.21%		
80) % Terphenyl-d14	7.666	244	343666	25.468	ng	0.00
Spiked Amount 50.000			Recovery =	50.94%		
Target Compounds						Qvalue
2) N-Nitrosodimethylamine	1.173	74	85354	28.455	ng	100
3) Pyridine	1.173	79	148029	26.398	ng	100
7) Phenol	2.395	94	203242	27.029	ng	100
8) Bis(2-chloroethyl)ether	2.431	93	131864	25.301	ng	100
9) Aniline	2.395	93	224367	27.079	ng	100
10) 2-Chlorophenol	2.466	128	169579	27.028	ng	100
11) 1,3-Dichlorobenzene	2.554	146	182752	26.015	ng	100
12) 1,4-Dichlorobenzene	2.595	146	193179	26.734	ng	100
14) 1,2-Dichlorobenzene	2.730	146	174960	25.847	ng	100
15) 2-Methylphenol (o-cresol)	2.818	107	124719	26.534	ng	100
16) Bis(2-chloroisopropyl)...	2.818	45	155820	25.957	ng	100
17) N-Nitrosodi-n-propylamine	2.924	70	95189	26.076	ng	99
18) 3&4-Methylphenol (m&p-...	2.930	107	180696	26.848	ng	100
19) Acetophenone	2.901	105	203968	26.067	ng	100
20) Hexachloroethane	2.948	117	77850	26.837	ng	100
22) Nitrobenzene	3.030	77	150899	26.087	ng	100
24) Isophorone	3.206	82	274688	25.641	ng	100
25) 2-Nitrophenol	3.277	81	33487	24.016	ng	100
26) 2,4-Dimethylphenol	3.335	107	151061	24.337	ng	100
27) Bis(2-chloroethoxy)met...	3.400	93	155937	25.469	ng	100
28) Benzoic Acid	3.459	105	110827	26.683	ng	100
29) 2,4-Dichlorophenol	3.471	162	141222	25.341	ng	100
30) 1,2,4-Trichlorobenzene	3.523	180	155696	25.100	ng	100
33) Naphthalene	3.570	128	484494	25.206	ng	100
34) 4-Chloroaniline	3.653	65	55569	26.244	ng	100
36) Hexachlorobutadiene	3.723	225	93482	24.755	ng	100
37) 4-Chloro-3-methylphenol	4.082	107	131255	25.524	ng	100
38) 2-Methylnaphthalene	4.135	142	329252	25.085	ng	100
39) Hexachlorocyclopentadiene	4.328	237	89714	26.138	ng	100
40) 1,2,4,5-Tetrachloroben...	4.317	216	160932	24.085	ng	100
42) 2,4,6-Trichlorophenol	4.417	196	101335	26.483	ng	100
43) 2,4,5-Trichlorophenol	4.452	196	107207	26.911	ng	100
45) 2-Chloronaphthalene	4.540	162	314422	26.275	ng	100
46) 4-Nitroaniline	4.681	65	82183	27.196	ng	100
48) Dimethylphthalate	4.869	163	342648	26.528	ng	100
49) 2,6-Dinitrotoluene	4.928	165	79156	26.706	ng	100
50) Acenaphthylene	4.892	152	472491	26.528	ng	100
51) 3-Nitroaniline	5.039	138	91026	27.086	ng	100
52) Acenaphthene	5.051	154	287727	26.407	ng	100
53) 2,4-Dinitrophenol	5.127	184	45847	32.448	ng	100

Quantitation Report (QT Reviewed)

Data Path : H:\SV2017\CHEM06\04APR\24\
Data File : 0424_02.D
Acq On : 24 Apr 2017 9:11 am
Operator :
Client ID : ICAL 30
Lab ID : 30PPM 8270;12T
ALS Vial : 2 Sample Multiplier: 1

Quant Time: Apr 24 12:58:28 2017
Quant Method : H:\SV2017\CHEM06\METHODS\SV_0424.M
Quant Title : Semivolatiles by GC/MS - EPA Method 625/8270
QLast Update : Mon Apr 24 12:54:51 2017
Response via : Initial Calibration

Compound	R.T.	QIon	Response	Conc	Units	Dev(Min)
54) Dibenzofuran	5.192	168	439823	26.595	ng	100
55) 2,4-Dinitrotoluene	5.257	165	104247	26.668	ng	100
56) 4-Nitrophenol	5.233	65	58815	26.235	ng	100
58) Diethyl phthalate	5.468	149	345191	26.090	ng	100
59) Fluorene	5.480	166	355082	25.912	ng	100
60) 4-Chlorophenyl phenyl ...	5.498	204	167582	25.780	ng	100
61) 2-Nitroaniline	5.568	108	68375	26.213	ng	100
62) 4,6-Dinitro-2-methylph...	5.603	198	64193	27.251	ng	100
63) N-Nitrosodiphenylamine	5.615	169	232915	25.994	ng	100
64) Azobenzene	5.627	77	332041	25.322	ng	100
67) 4-Bromophenyl phenyl e...	5.909	248	97157	26.794	ng	100
68) Hexachlorobenzene	6.021	142	42723	25.891	ng	100
69) Pentachlorophenol	6.191	266	51347	25.932	ng	100
70) Pentachloronitrobenzene	6.256	214	32855	25.141	ng	100
72) Phenanthrene	6.297	178	511497	26.763	ng	100
73) Anthracene	6.332	178	512367	26.733	ng	100
74) Carbazole	6.496	167	473510	26.739	ng	100
75) Di-n-butylphthalate	6.861	149	565006	26.264	ng	100
77) Fluoranthene	7.313	202	561900	26.061	ng	100
78) Benzidine	7.460	184	166553	32.584	ng	100
79) Pyrene	7.501	202	583764	26.371	ng	100
82) Benzyl butyl phthalate	8.130	149	259053	26.431	ng	100
83) Bis(2-ethylhexyl)phtha...	8.700	149	355997	25.525	ng	100
84) Benz(a)anthracene	8.559	228	541982	26.470	ng	100
85) Chrysene	8.606	228	501348	26.540	ng	100
86) Di-n-octylphthalate	9.452	149	622880	27.175	ng	100
87) 3,3'-dichlorobenzidine	8.582	252	181311	25.595	ng	100
89) Benzo(b)fluoranthene	9.881	252	539780	26.528	ng	100
90) Benzo(k)fluoranthene	9.916	252	482610	26.444	ng	100
91) Benzo(a)pyrene	10.374	252	496277	26.396	ng	100
92) Indeno(1,2,3-cd)pyrene	12.537	276	443344	26.480	ng	100
93) Dibenz(a,h)anthracene	12.613	278	442822	26.345	ng	100
94) Benzo(ghi)perylene	13.101	276	477181	26.762	ng	100

(#)out of range (m)manual integration reviewed by analyst (+)signals summed

Quantitation Report (QT Reviewed)

Data Path : H:\SV2017\CHEM06\04APR\24\
Data File : 0424_02.D
Acq On : 24 Apr 2017 9:11 am
Operator :
Client ID : ICAL 30
Lab ID : 30PPM 8270;12T
ALS Vial : 2 Sample Multiplier: 1

Quant Time: Apr 24 12:58:28 2017
Quant Method : H:\SV2017\CHEM06\METHODS\SV_0424.M
Quant Title : Semivolatiles by GC/MS - EPA Method 625/8270
QLast Update : Mon Apr 24 12:54:51 2017
Response via : Initial Calibration

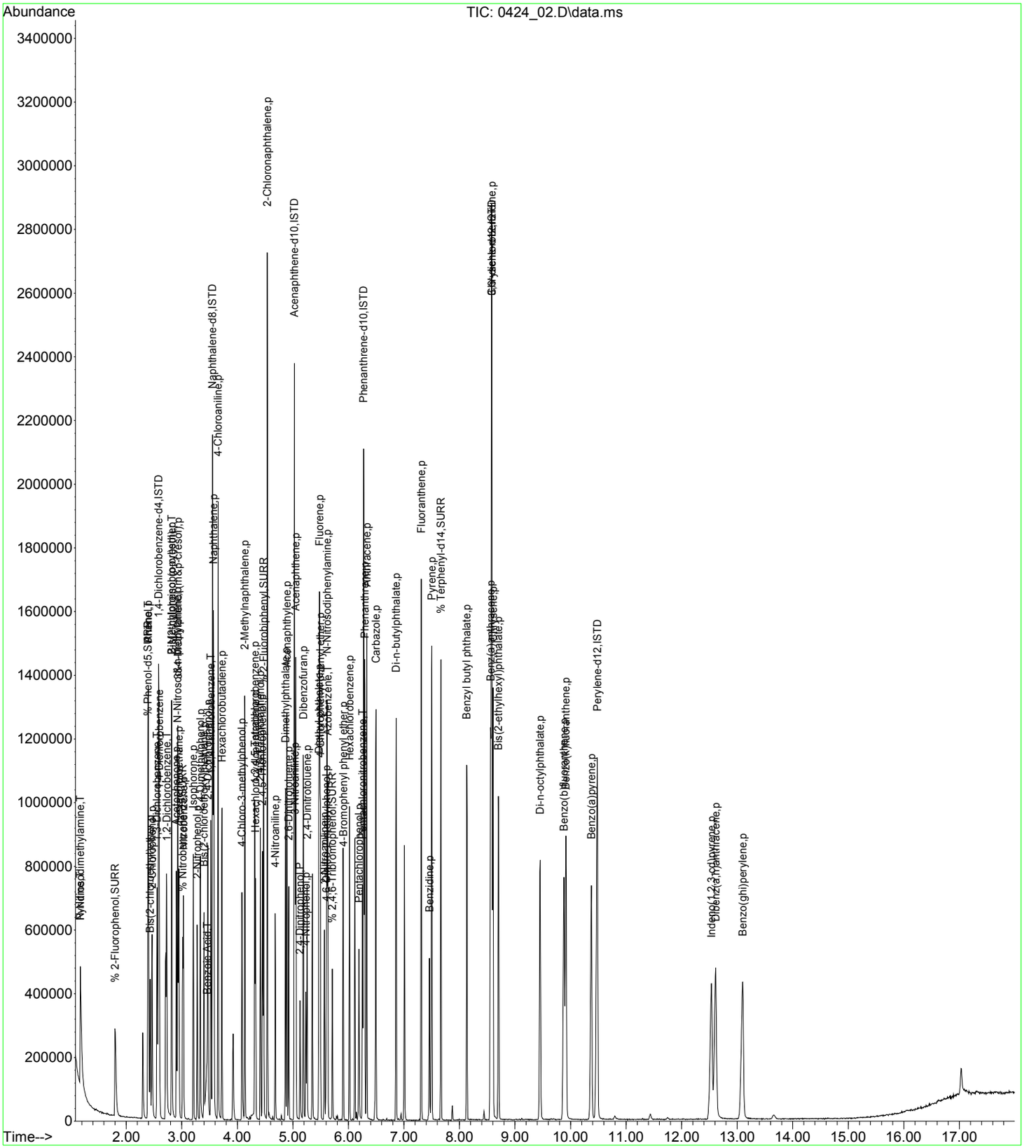

Quantitation Report (QT Reviewed)

Data Path : H:\SV2017\CHEM06\04APR\24\
Data File : 0424_03.D
Acq On : 24 Apr 2017 9:48 am
Operator :
Client ID : ICAL 100
Lab ID : 100PPM 8270
ALS Vial : 3 Sample Multiplier: 1

Quant Time: Apr 24 10:18:43 2017
Quant Method : H:\SV2017\CHEM06\METHODS\SV_0424.M
Quant Title : Semivolatiles by GC/MS - EPA Method 625/8270
QLast Update : Mon Apr 24 10:18:13 2017
Response via : Initial Calibration

Compound	R.T.	QIon	Response	Conc	Units	Dev(Min)
Internal Standards						
1) 1,4-Dichlorobenzene-d4	2.577	152	149709	40.000	ng	0.00
23) Naphthalene-d8	3.559	136	490073	40.000	ng	0.00
41) Acenaphthene-d10	5.028	164	286159	40.000	ng	0.00
65) Phenanthrene-d10	6.279	188	529403	40.000	ng	# 0.00
81) Chrysene-d12	8.588	240	627686	40.000	ng	0.00
88) Perylene-d12	10.486	264	522542	40.000	ng	0.00
System Monitoring Compounds						
5) % 2-Fluorophenol	1.796	112	378796	121.998	ng	0.00
Spiked Amount 75.000	Range 30 - 130		Recovery = 162.67%#			
6) % Phenol-d5	2.395	99	463634	119.093	ng	0.00
Spiked Amount 75.000	Range 30 - 130		Recovery = 158.79%#			
21) % Nitrobenzene-d5	3.018	82	375012	111.585	ng	0.00
Spiked Amount 50.000	Range 30 - 130		Recovery = 223.16%#			
44) % 2-Fluorobiphenyl	4.475	172	888932	122.846	ng	0.00
Spiked Amount 50.000	Range 30 - 130		Recovery = 245.70%#			
66) % 2,4,6-Tribromophenol	5.715	62	74435	122.547	ng	0.00
Spiked Amount 75.000	Range 30 - 130		Recovery = 163.40%#			
80) % Terphenyl-d14	7.672	244	980287	129.206	ng	0.00
Spiked Amount 50.000			Recovery = 258.42%			
Target Compounds						Qvalue
2) N-Nitrosodimethylamine	1.173	74	225907	115.433	ng	99
3) Pyridine	1.167	79	412729	121.603	ng	90
7) Phenol	2.401	94	532826	114.340	ng	97
8) Bis(2-chloroethyl)ether	2.436	93	346442	114.586	ng	98
9) Aniline	2.395	93	572981	111.380	ng	100
10) 2-Chlorophenol	2.466	128	427179	109.866	ng	99
11) 1,3-Dichlorobenzene	2.554	146	479631	114.465	ng	99
12) 1,4-Dichlorobenzene	2.589	146	499005	112.660	ng	99
14) 1,2-Dichlorobenzene	2.724	146	461732	115.101	ng	100
15) 2-Methylphenol (o-cresol)	2.818	107	312429	109.501	ng	100
16) Bis(2-chloroisopropyl)...	2.818	45	400259	112.032	ng	99
17) N-Nitrosodi-n-propylamine	2.930	70	245884	112.671	ng	97
18) 3&4-Methylphenol (m&p-...	2.936	107	469172	113.243	ng	99
19) Acetophenone	2.906	105	522415	111.707	ng	99
20) Hexachloroethane	2.948	117	203111	113.789	ng	99
22) Nitrobenzene	3.036	77	379351	109.643	ng	100
24) Isophorone	3.212	82	653875	121.200	ng	99
25) 2-Nitrophenol	3.277	81	83982	127.690	ng	99
26) 2,4-Dimethylphenol	3.335	107	380432	128.225	ng	99
27) Bis(2-chloroethoxy)met...	3.406	93	383401	125.185	ng	100
28) Benzoic Acid	3.500	105	258608	118.808	ng	98
29) 2,4-Dichlorophenol	3.471	162	360057	129.813	ng	100
30) 1,2,4-Trichlorobenzene	3.529	180	391122	127.904	ng	98
33) Naphthalene	3.570	128	1217834	127.982	ng	99
34) 4-Chloroaniline	3.659	65	135041	123.732	ng	98
36) Hexachlorobutadiene	3.723	225	238137	129.702	ng	99
37) 4-Chloro-3-methylphenol	4.093	107	324795	125.992	ng	100
38) 2-Methylnaphthalene	4.140	142	839758	129.860	ng	99
39) Hexachlorocyclopentadiene	4.328	237	259675	147.373	ng	99
40) 1,2,4,5-Tetrachloroben...	4.317	216	427651	135.299	ng	100
42) 2,4,6-Trichlorophenol	4.422	196	259214	119.506	ng	98
43) 2,4,5-Trichlorophenol	4.458	196	277365	120.870	ng	97
45) 2-Chloronaphthalene	4.546	162	821301	122.034	ng	100
46) 4-Nitroaniline	4.687	65	199952	113.667	ng	96
48) Dimethylphthalate	4.875	163	863666	117.758	ng	100
49) 2,6-Dinitrotoluene	4.934	165	198607	117.220	ng	99
50) Acenaphthylene	4.898	152	1180038	116.679	ng	100
51) 3-Nitroaniline	5.051	138	232789	119.478	ng	98
52) Acenaphthene	5.057	154	736167	119.533	ng	99
53) 2,4-Dinitrophenol	5.139	184	133198	135.731	ng	96

Quantitation Report (QT Reviewed)

Data Path : H:\SV2017\CHEM06\04APR\24\
Data File : 0424_03.D
Acq On : 24 Apr 2017 9:48 am
Operator :
Client ID : ICAL 100
Lab ID : 100PPM 8270
ALS Vial : 3 Sample Multiplier: 1

Quant Time: Apr 24 10:18:43 2017
Quant Method : H:\SV2017\CHEM06\METHODS\SV_0424.M
Quant Title : Semivolatiles by GC/MS - EPA Method 625/8270
QLast Update : Mon Apr 24 10:18:13 2017
Response via : Initial Calibration

Compound	R.T.	QIon	Response	Conc	Units		Dev(Min)
54) Dibenzofuran	5.192	168	1125536	119.556	ng		97
55) 2,4-Dinitrotoluene	5.263	165	270327	121.148	ng		99
56) 4-Nitrophenol	5.239	65	152477	121.118	ng		98
58) Diethyl phthalate	5.480	149	898908	121.660	ng		100
59) Fluorene	5.486	166	956560	125.856	ng		100
60) 4-Chlorophenyl phenyl ...	5.498	204	454522	126.712	ng		96
61) 2-Nitroaniline	5.586	108	171044	116.870	ng		97
62) 4,6-Dinitro-2-methylph...	5.615	198	183886	133.830	ng	#	50
63) N-Nitrosodiphenylamine	5.621	169	625633	125.491	ng		99
64) Azobenzene	5.633	77	865918	121.836	ng	#	93
67) 4-Bromophenyl phenyl e...	5.909	248	254253	118.538	ng		99
68) Hexachlorobenzene	6.026	142	110468	117.122	ng		97
69) Pentachlorophenol	6.197	266	157259	138.728	ng		100
70) Pentachloronitrobenzene	6.261	214	90464	124.721	ng		96
72) Phenanthrene	6.303	178	1350049	119.556	ng		100
73) Anthracene	6.338	178	1333172	117.861	ng		100
74) Carbazole	6.502	167	1234471	118.091	ng		100
75) Di-n-butylphthalate	6.867	149	1521475	121.977	ng		100
77) Fluoranthene	7.319	202	1547390	124.740	ng		99
78) Benzidine	7.466	184	294864	80.193	ng	#	93
79) Pyrene	7.507	202	1581833	122.741	ng		100
82) Benzyl butyl phthalate	8.136	149	711371	112.222	ng		100
83) Bis(2-ethylhexyl)phtha...	8.706	149	975814	112.019	ng		99
84) Benz(a)anthracene	8.565	228	1473388	111.097	ng		99
85) Chrysene	8.612	228	1395882	113.783	ng		99
86) Di-n-octylphthalate	9.458	149	1674602	109.869	ng		100
87) 3,3'-dichlorobenzidine	8.588	252	509133	114.756	ng		100
89) Benzo(b)fluoranthene	9.898	252	1415230	117.800	ng		99
90) Benzo(k)fluoranthene	9.940	252	1316235	122.538	ng		99
91) Benzo(a)pyrene	10.398	252	1303184	117.982	ng		100
92) Indeno(1,2,3-cd)pyrene	12.578	276	1209911	122.616	ng		97
93) Dibenz(a,h)anthracene	12.660	278	1237428	125.552	ng		98
94) Benzo(ghi)perylene	13.148	276	1257738	118.424	ng		99

(#)out of range (m)manual integration reviewed by analyst (+)signals summed

Quantitation Report (QT Reviewed)

Data Path : H:\SV2017\CHEM06\04APR\24\
Data File : 0424_03.D
Acq On : 24 Apr 2017 9:48 am
Operator :
Client ID : ICAL 100
Lab ID : 100PPM 8270
ALS Vial : 3 Sample Multiplier: 1

Quant Time: Apr 24 10:18:43 2017
Quant Method : H:\SV2017\CHEM06\METHODS\SV_0424.M
Quant Title : Semivolatiles by GC/MS - EPA Method 625/8270
QLast Update : Mon Apr 24 10:18:13 2017
Response via : Initial Calibration

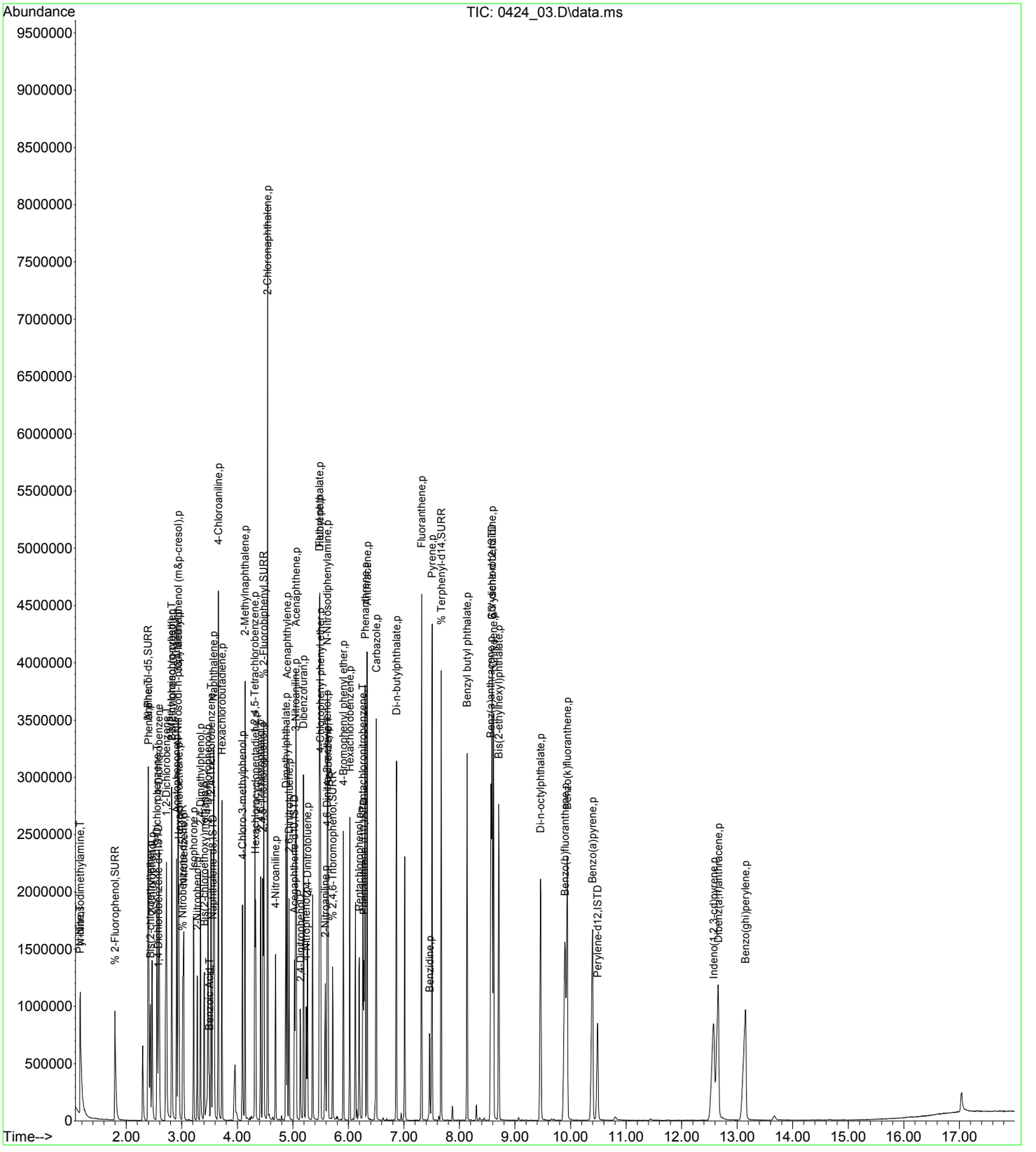

Quantitation Report (QT Reviewed)

Data Path : H:\SV2017\CHEM06\04APR\24\
Data File : 0424_04.D
Acq On : 24 Apr 2017 10:12 am
Operator :
Client ID : ICAL 70
Lab ID : 70PPM 8270
ALS Vial : 4 Sample Multiplier: 1

Quant Time: Apr 24 10:36:10 2017
Quant Method : H:\SV2017\CHEM06\METHODS\SV_0424.M
Quant Title : Semivolatiles by GC/MS - EPA Method 625/8270
QLast Update : Mon Apr 24 10:19:12 2017
Response via : Initial Calibration

Compound	R.T.	QIon	Response	Conc	Units	Dev(Min)
Internal Standards						
1) 1,4-Dichlorobenzene-d4	2.583	152	158300	40.000	ng	0.00
23) Naphthalene-d8	3.553	136	531485	40.000	ng	0.00
41) Acenaphthene-d10	5.028	164	306471	40.000	ng	0.00
65) Phenanthrene-d10	6.273	188	548687	40.000	ng	# 0.00
81) Chrysene-d12	8.582	240	617442	40.000	ng	0.00
88) Perylene-d12	10.474	264	536614	40.000	ng	0.00
System Monitoring Compounds						
5) % 2-Fluorophenol	1.796	112	279971	76.826	ng	0.00
Spiked Amount 75.000	Range 30 - 130		Recovery = 102.44%			
6) % Phenol-d5	2.395	99	348424	77.266	ng	0.00
Spiked Amount 75.000	Range 30 - 130		Recovery = 103.03%			
21) % Nitrobenzene-d5	3.018	82	285787	76.018	ng	0.00
Spiked Amount 50.000	Range 30 - 130		Recovery = 152.04%#			
44) % 2-Fluorobiphenyl	4.475	172	644427	74.629	ng	0.00
Spiked Amount 50.000	Range 30 - 130		Recovery = 149.26%#			
66) % 2,4,6-Tribromophenol	5.709	62	54863	78.321	ng	0.00
Spiked Amount 75.000	Range 30 - 130		Recovery = 104.43%			
80) % Terphenyl-d14	7.666	244	708706	78.643	ng	0.00
Spiked Amount 50.000			Recovery = 157.28%			
Target Compounds						Qvalue
2) N-Nitrosodimethylamine	1.173	74	159466	71.541	ng	96
3) Pyridine	1.173	79	301326	75.777	ng	91
7) Phenol	2.401	94	395087	74.817	ng	100
8) Bis(2-chloroethyl)ether	2.436	93	260027	75.808	ng	97
9) Aniline	2.395	93	434343	75.550	ng	100
10) 2-Chlorophenol	2.466	128	322150	74.674	ng	98
11) 1,3-Dichlorobenzene	2.554	146	361198	76.024	ng	99
12) 1,4-Dichlorobenzene	2.595	146	370245	74.347	ng	99
14) 1,2-Dichlorobenzene	2.730	146	343859	75.374	ng	100
15) 2-Methylphenol (o-cresol)	2.818	107	235246	74.439	ng	99
16) Bis(2-chloroisopropyl)...	2.818	45	306637	76.564	ng	99
17) N-Nitrosodi-n-propylamine	2.930	70	186019	75.810	ng	99
18) 3&4-Methylphenol (m&p-...	2.930	107	351196	75.188	ng	99
19) Acetophenone	2.906	105	401455	76.694	ng	99
20) Hexachloroethane	2.948	117	149373	74.037	ng	98
22) Nitrobenzene	3.036	77	287947	75.088	ng	98
24) Isophorone	3.212	82	506817	78.320	ng	99
25) 2-Nitrophenol	3.277	81	64149	78.998	ng	98
26) 2,4-Dimethylphenol	3.335	107	283893	77.319	ng	99
27) Bis(2-chloroethoxy)met...	3.400	93	290987	77.810	ng	99
28) Benzoic Acid	3.482	105	197189	76.352	ng	97
29) 2,4-Dichlorophenol	3.471	162	272585	78.863	ng	99
30) 1,2,4-Trichlorobenzene	3.529	180	294436	77.913	ng	98
33) Naphthalene	3.570	128	921384	78.325	ng	99
34) 4-Chloroaniline	3.659	65	103454	78.133	ng	100
36) Hexachlorobutadiene	3.723	225	178465	78.038	ng	99
37) 4-Chloro-3-methylphenol	4.088	107	243019	76.927	ng	100
38) 2-Methylnaphthalene	4.140	142	622035	77.174	ng	99
39) Hexachlorocyclopentadiene	4.328	237	187578	79.363	ng	98
40) 1,2,4,5-Tetrachloroben...	4.317	216	322709	80.020	ng	99
42) 2,4,6-Trichlorophenol	4.417	196	186945	73.324	ng	98
43) 2,4,5-Trichlorophenol	4.458	196	202212	74.505	ng	99
45) 2-Chloronaphthalene	4.546	162	592333	74.024	ng	100
46) 4-Nitroaniline	4.687	65	149495	74.276	ng	99
48) Dimethylphthalate	4.869	163	637683	74.563	ng	99
49) 2,6-Dinitrotoluene	4.928	165	147268	74.725	ng	99
50) Acenaphthylene	4.898	152	875274	74.589	ng	100
51) 3-Nitroaniline	5.045	138	165334	72.201	ng	99
52) Acenaphthene	5.057	154	529438	73.126	ng	99
53) 2,4-Dinitrophenol	5.133	184	96363	77.790	ng	95

Quantitation Report (QT Reviewed)

Data Path : H:\SV2017\CHEM06\04APR\24\
Data File : 0424_04.D
Acq On : 24 Apr 2017 10:12 am
Operator :
Client ID : ICAL 70
Lab ID : 70PPM 8270
ALS Vial : 4 Sample Multiplier: 1

Quant Time: Apr 24 10:36:10 2017
Quant Method : H:\SV2017\CHEM06\METHODS\SV_0424.M
Quant Title : Semivolatiles by GC/MS - EPA Method 625/8270
QLast Update : Mon Apr 24 10:19:12 2017
Response via : Initial Calibration

Compound	R.T.	QIon	Response	Conc	Units		Dev(Min)
54) Dibenzofuran	5.192	168	809677	73.152	ng		99
55) 2,4-Dinitrotoluene	5.263	165	196608	74.404	ng		99
56) 4-Nitrophenol	5.233	65	113132	75.895	ng		97
58) Diethyl phthalate	5.474	149	656551	74.862	ng		100
59) Fluorene	5.486	166	686347	74.666	ng		99
60) 4-Chlorophenyl phenyl ...	5.498	204	320527	73.604	ng		97
61) 2-Nitroaniline	5.580	108	128326	75.502	ng		99
62) 4,6-Dinitro-2-methylph...	5.609	198	129071	75.021	ng		99
63) N-Nitrosodiphenylamine	5.621	169	453068	75.262	ng		100
64) Azobenzene	5.633	77	647672	76.713	ng		99
67) 4-Bromophenyl phenyl e...	5.909	248	184055	75.771	ng		98
68) Hexachlorobenzene	6.021	142	80011	75.395	ng		99
69) Pentachlorophenol	6.191	266	105921	75.530	ng		98
70) Pentachloronitrobenzene	6.256	214	64989	76.940	ng		97
72) Phenanthrene	6.297	178	940303	73.187	ng		99
73) Anthracene	6.332	178	954838	74.770	ng		100
74) Carbazole	6.496	167	895490	75.797	ng		100
75) Di-n-butylphthalate	6.861	149	1091341	76.060	ng		100
77) Fluoranthene	7.313	202	1106092	76.561	ng		99
78) Benzidine	7.460	184	270430	78.763	ng	#	92
79) Pyrene	7.501	202	1122171	75.436	ng		100
82) Benzyl butyl phthalate	8.136	149	499854	75.546	ng		98
83) Bis(2-ethylhexyl)phtha...	8.700	149	685494	75.462	ng		99
84) Benz(a)anthracene	8.559	228	1047169	76.049	ng		99
85) Chrysene	8.606	228	971939	75.348	ng		99
86) Di-n-octylphthalate	9.452	149	1194505	75.924	ng		100
87) 3,3'-dichlorobenzidine	8.582	252	369322	78.810	ng		100
89) Benzo(b)fluoranthene	9.887	252	1001649	74.553	ng		99
90) Benzo(k)fluoranthene	9.928	252	943548	76.875	ng		100
91) Benzo(a)pyrene	10.380	252	943913	76.350	ng		100
92) Indeno(1,2,3-cd)pyrene	12.554	276	865483	76.733	ng		97
93) Dibenz(a,h)anthracene	12.631	278	873082	76.489	ng		98
94) Benzo(ghi)perylene	13.124	276	905665	76.034	ng		99

(#)out of range (m)manual integration reviewed by analyst (+)signals summed

Quantitation Report (QT Reviewed)

Data Path : H:\SV2017\CHEM06\04APR\24\
Data File : 0424_04.D
Acq On : 24 Apr 2017 10:12 am
Operator :
Client ID : ICAL 70
Lab ID : 70PPM 8270
ALS Vial : 4 Sample Multiplier: 1

Quant Time: Apr 24 10:36:10 2017
Quant Method : H:\SV2017\CHEM06\METHODS\SV_0424.M
Quant Title : Semivolatiles by GC/MS - EPA Method 625/8270
QLast Update : Mon Apr 24 10:19:12 2017
Response via : Initial Calibration



Quantitation Report (QT Reviewed)

Data Path : H:\SV2017\CHEM06\04APR\24\
Data File : 0424_05.D
Acq On : 24 Apr 2017 10:35 am
Operator :
Client ID : ICAL 50
Lab ID : 50PPM 8270
ALS Vial : 5 Sample Multiplier: 1

Quant Time: Apr 24 11:25:36 2017
Quant Method : H:\SV2017\CHEM06\METHODS\SV_0424.M
Quant Title : Semivolatiles by GC/MS - EPA Method 625/8270
QLast Update : Mon Apr 24 10:40:03 2017
Response via : Initial Calibration

Compound	R.T.	QIon	Response	Conc	Units	Dev(Min)
Internal Standards						
1) 1,4-Dichlorobenzene-d4	2.583	152	203043	40.000	ng	0.00
23) Naphthalene-d8	3.559	136	710919	40.000	ng	0.00
41) Acenaphthene-d10	5.028	164	391139	40.000	ng	0.00
65) Phenanthrene-d10	6.279	188	705444	40.000	ng	0.00
81) Chrysene-d12	8.582	240	755720	40.000	ng	0.00
88) Perylene-d12	10.480	264	643927	40.000	ng	0.00
System Monitoring Compounds						
5) % 2-Fluorophenol	1.796	112	254128	52.656	ng	0.00
Spiked Amount 75.000	Range 30 - 130		Recovery = 70.21%			
6) % Phenol-d5	2.395	99	326074	54.490	ng	0.00
Spiked Amount 75.000	Range 30 - 130		Recovery = 72.65%			
21) % Nitrobenzene-d5	3.018	82	267425	53.913	ng	0.00
Spiked Amount 50.000	Range 30 - 130		Recovery = 107.82%			
44) % 2-Fluorobiphenyl	4.475	172	605803	53.784	ng	0.00
Spiked Amount 50.000	Range 30 - 130		Recovery = 107.56%			
66) % 2,4,6-Tribromophenol	5.709	62	50105	53.514	ng	0.00
Spiked Amount 75.000	Range 30 - 130		Recovery = 71.35%			
80) % Terphenyl-d14	7.666	244	613896	50.890	ng	0.00
Spiked Amount 50.000			Recovery = 101.78%			
Target Compounds						Qvalue
2) N-Nitrosodimethylamine	1.179	74	144437	50.151	ng	94
3) Pyridine	1.173	79	267671	51.075	ng	94
7) Phenol	2.401	94	374946	54.115	ng	100
8) Bis(2-chloroethyl)ether	2.437	93	241723	53.464	ng	97
9) Aniline	2.395	93	416583	55.038	ng	99
10) 2-Chlorophenol	2.466	128	297709	52.630	ng	96
11) 1,3-Dichlorobenzene	2.554	146	330363	52.700	ng	99
12) 1,4-Dichlorobenzene	2.595	146	350948	53.829	ng	100
14) 1,2-Dichlorobenzene	2.730	146	321699	53.606	ng	99
15) 2-Methylphenol (o-cresol)	2.818	107	222562	53.770	ng	99
16) Bis(2-chloroisopropyl)...	2.818	45	287291	54.231	ng	99
17) N-Nitrosodi-n-propylamine	2.930	70	175526	54.269	ng	99
18) 3&4-Methylphenol (m&p-...	2.930	107	324631	52.879	ng	99
19) Acetophenone	2.907	105	377294	54.459	ng	99
20) Hexachloroethane	2.948	117	138757	52.609	ng	98
22) Nitrobenzene	3.036	77	269212	53.438	ng	97
24) Isophorone	3.212	82	472486	52.506	ng	100
25) 2-Nitrophenol	3.277	81	62036	54.767	ng	98
26) 2,4-Dimethylphenol	3.336	107	270418	53.206	ng	98
27) Bis(2-chloroethoxy)met...	3.400	93	272708	52.562	ng	99
28) Benzoic Acid	3.482	105	173870	48.853	ng	99
29) 2,4-Dichlorophenol	3.471	162	254648	52.848	ng	100
30) 1,2,4-Trichlorobenzene	3.529	180	273940	52.225	ng	99
33) Naphthalene	3.571	128	851313	52.040	ng	99
34) 4-Chloroaniline	3.653	65	97541	53.020	ng	99
36) Hexachlorobutadiene	3.723	225	167496	52.737	ng	99
37) 4-Chloro-3-methylphenol	4.088	107	226856	51.972	ng	99
38) 2-Methylnaphthalene	4.140	142	597517	53.591	ng	99
39) Hexachlorocyclopentadiene	4.329	237	173559	52.554	ng	98
40) 1,2,4,5-Tetrachloroben...	4.317	216	304407	53.860	ng	99
42) 2,4,6-Trichlorophenol	4.417	196	176100	53.276	ng	98
43) 2,4,5-Trichlorophenol	4.458	196	187408	52.967	ng	98
45) 2-Chloronaphthalene	4.546	162	565292	54.312	ng	100
46) 4-Nitroaniline	4.687	65	138661	52.903	ng	100
48) Dimethylphthalate	4.869	163	579484	51.962	ng	99
49) 2,6-Dinitrotoluene	4.928	165	136512	53.079	ng	99
50) Acenaphthylene	4.898	152	816464	53.350	ng	100
51) 3-Nitroaniline	5.045	138	152837	51.754	ng	98
52) Acenaphthene	5.057	154	495172	52.803	ng	98
53) 2,4-Dinitrophenol	5.133	184	86380	52.682	ng	99

Quantitation Report (QT Reviewed)

Data Path : H:\SV2017\CHEM06\04APR\24\
Data File : 0424_05.D
Acq On : 24 Apr 2017 10:35 am
Operator :
Client ID : ICAL 50
Lab ID : 50PPM 8270
ALS Vial : 5 Sample Multiplier: 1

Quant Time: Apr 24 11:25:36 2017
Quant Method : H:\SV2017\CHEM06\METHODS\SV_0424.M
Quant Title : Semivolatiles by GC/MS - EPA Method 625/8270
QLast Update : Mon Apr 24 10:40:03 2017
Response via : Initial Calibration

Compound	R.T.	QIon	Response	Conc	Units	Dev(Min)
54) Dibenzofuran	5.192	168	764691	53.332	ng	98
55) 2,4-Dinitrotoluene	5.263	165	183130	53.186	ng	100
56) 4-Nitrophenol	5.233	65	102358	52.334	ng	98
58) Diethyl phthalate	5.474	149	607896	53.081	ng	99
59) Fluorene	5.486	166	636541	53.079	ng	99
60) 4-Chlorophenyl phenyl ...	5.498	204	295465	52.265	ng	98
61) 2-Nitroaniline	5.574	108	121788	54.711	ng	97
62) 4,6-Dinitro-2-methylph...	5.609	198	117443	52.237	ng	99
63) N-Nitrosodiphenylamine	5.615	169	414243	52.599	ng	100
64) Azobenzene	5.627	77	602839	54.214	ng	100
67) 4-Bromophenyl phenyl e...	5.909	248	169594	52.851	ng	99
68) Hexachlorobenzene	6.021	142	74258	53.062	ng	97
69) Pentachlorophenol	6.191	266	97651	52.770	ng	99
70) Pentachloronitrobenzene	6.256	214	60536	53.959	ng	97
72) Phenanthrene	6.297	178	884185	52.727	ng	100
73) Anthracene	6.332	178	868722	51.735	ng	99
74) Carbazole	6.497	167	792764	50.789	ng	99
75) Di-n-butylphthalate	6.861	149	980855	51.678	ng	100
77) Fluoranthene	7.313	202	963594	50.305	ng	99
78) Benzidine	7.460	184	268679	58.426	ng	97
79) Pyrene	7.501	202	999537	50.943	ng	100
82) Benzyl butyl phthalate	8.130	149	427574	51.439	ng	97
83) Bis(2-ethylhexyl)phtha...	8.700	149	590301	51.747	ng	99
84) Benz(a)anthracene	8.559	228	897779	51.779	ng	100
85) Chrysene	8.606	228	831851	51.380	ng	99
86) Di-n-octylphthalate	9.452	149	1026152	51.827	ng	100
87) 3,3'-dichlorobenzidine	8.582	252	332501	55.636	ng	100
89) Benzo(b)fluoranthene	9.887	252	891512	54.124	ng	99
90) Benzo(k)fluoranthene	9.922	252	769904	50.617	ng	100
91) Benzo(a)pyrene	10.380	252	806163	52.746	ng	100
92) Indeno(1,2,3-cd)pyrene	12.554	276	736597	52.732	ng	99
93) Dibenz(a,h)anthracene	12.625	278	747460	52.935	ng	98
94) Benzo(ghi)perylene	13.118	276	769046	52.301	ng	99

(#)out of range (m)manual integration reviewed by analyst (+)signals summed

Quantitation Report (QT Reviewed)

Data Path : H:\SV2017\CHEM06\04APR\24\
Data File : 0424_05.D
Acq On : 24 Apr 2017 10:35 am
Operator :
Client ID : ICAL 50
Lab ID : 50PPM 8270
ALS Vial : 5 Sample Multiplier: 1

Quant Time: Apr 24 11:25:36 2017
Quant Method : H:\SV2017\CHEM06\METHODS\SV_0424.M
Quant Title : Semivolatiles by GC/MS - EPA Method 625/8270
QLast Update : Mon Apr 24 10:40:03 2017
Response via : Initial Calibration

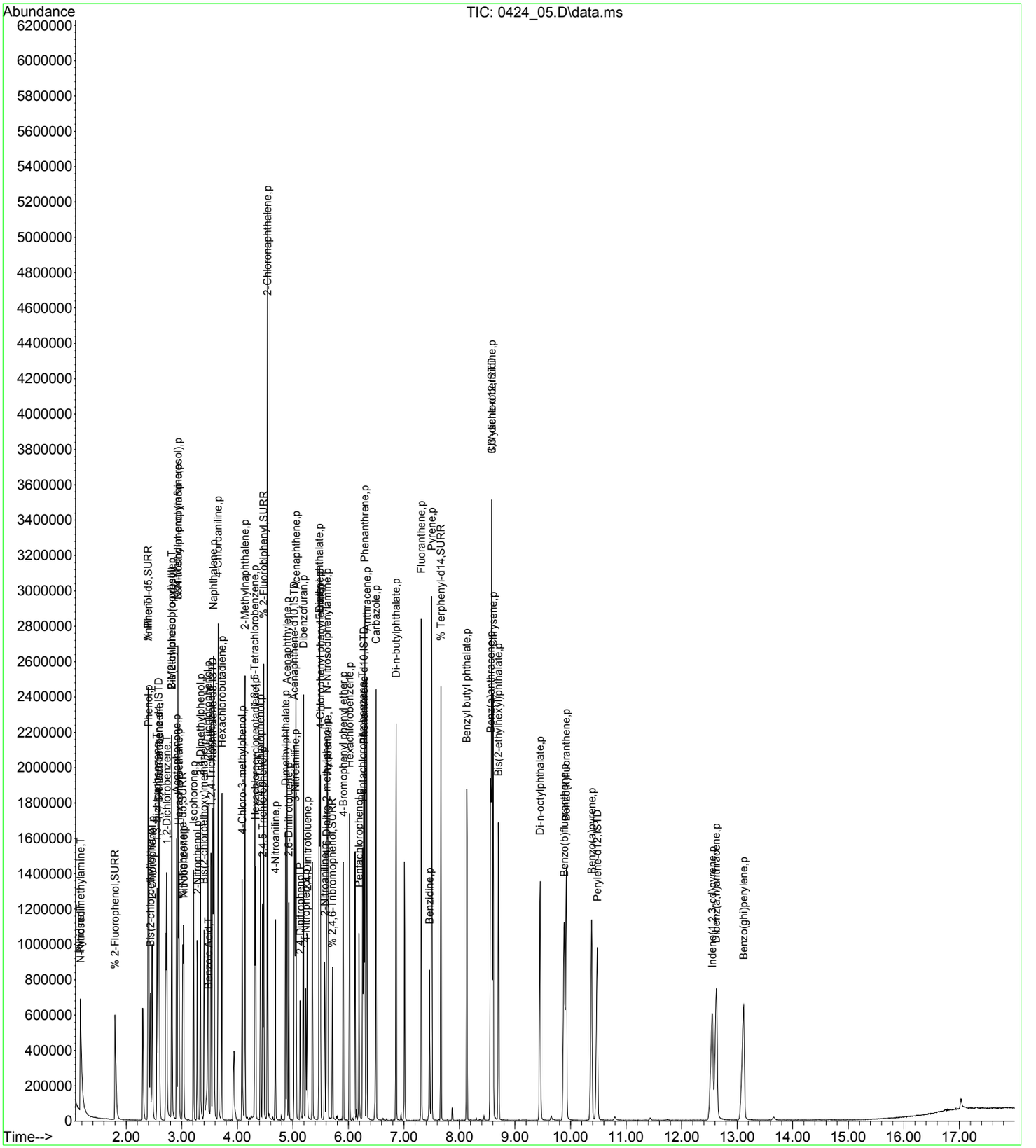

Quantitation Report (QT Reviewed)

Data Path : H:\SV2017\CHEM06\04APR\24\
Data File : 0424_06.D
Acq On : 24 Apr 2017 10:58 am
Operator :
Client ID : ICAL 20
Lab ID : 20PPM 8270
ALS Vial : 6 Sample Multiplier: 1

Quant Time: Apr 24 11:26:08 2017
Quant Method : H:\SV2017\CHEM06\METHODS\SV_0424.M
Quant Title : Semivolatiles by GC/MS - EPA Method 625/8270
QLast Update : Mon Apr 24 11:26:00 2017
Response via : Initial Calibration

Compound	R.T.	QIon	Response	Conc	Units	Dev(Min)
Internal Standards						
1) 1,4-Dichlorobenzene-d4	2.583	152	216267	40.000	ng	0.00
23) Naphthalene-d8	3.553	136	812929	40.000	ng	0.00
41) Acenaphthene-d10	5.027	164	442375	40.000	ng	0.00
65) Phenanthrene-d10	6.273	188	807256	40.000	ng	# 0.00
81) Chrysene-d12	8.576	240	840466	40.000	ng	0.00
88) Perylene-d12	10.480	264	745371	40.000	ng	0.00
System Monitoring Compounds						
5) % 2-Fluorophenol	1.796	112	106218	20.392	ng	0.00
Spiked Amount 75.000	Range 30 - 130		Recovery =	27.19%#		
6) % Phenol-d5	2.389	99	134781	20.682	ng	0.00
Spiked Amount 75.000	Range 30 - 130		Recovery =	27.57%#		
21) % Nitrobenzene-d5	3.018	82	115530	21.447	ng	0.00
Spiked Amount 50.000	Range 30 - 130		Recovery =	42.90%		
44) % 2-Fluorobiphenyl	4.469	172	263634	20.311	ng	0.00
Spiked Amount 50.000	Range 30 - 130		Recovery =	40.62%		
66) % 2,4,6-Tribromophenol	5.709	62	22758	20.874	ng	0.00
Spiked Amount 75.000	Range 30 - 130		Recovery =	27.83%#		
80) % Terphenyl-d14	7.666	244	264387	19.068	ng	0.00
Spiked Amount 50.000			Recovery =	38.14%		
Target Compounds						Qvalue
2) N-Nitrosodimethylamine	1.179	74	59053	19.236	ng	90
3) Pyridine	1.173	79	108719	19.372	ng	90
7) Phenol	2.395	94	156623	20.795	ng	98
8) Bis(2-chloroethyl)ether	2.430	93	103078	21.040	ng	98
9) Aniline	2.389	93	174431	21.105	ng	99
10) 2-Chlorophenol	2.466	128	126453	20.715	ng	97
11) 1,3-Dichlorobenzene	2.554	146	138504	20.467	ng	100
12) 1,4-Dichlorobenzene	2.589	146	144194	20.374	ng	98
14) 1,2-Dichlorobenzene	2.724	146	133806	20.562	ng	99
15) 2-Methylphenol (o-cresol)	2.818	107	94960	21.140	ng	99
16) Bis(2-chloroisopropyl)...	2.818	45	126732	21.995	ng	98
17) N-Nitrosodi-n-propylamine	2.924	70	75407	21.431	ng	99
18) 3&4-Methylphenol (m&p-...	2.930	107	134653	20.300	ng	100
19) Acetophenone	2.901	105	160507	21.277	ng	98
20) Hexachloroethane	2.948	117	56679	19.916	ng	97
22) Nitrobenzene	3.030	77	119240	21.846	ng	97
24) Isophorone	3.206	82	206292	19.800	ng	99
25) 2-Nitrophenol	3.277	81	26465	19.957	ng	99
26) 2,4-Dimethylphenol	3.329	107	111509	18.884	ng	98
27) Bis(2-chloroethoxy)met...	3.400	93	116812	19.440	ng	98
28) Benzoic Acid	3.453	105	82508	20.391	ng	97
29) 2,4-Dichlorophenol	3.470	162	106441	19.047	ng	98
30) 1,2,4-Trichlorobenzene	3.523	180	117112	19.310	ng	99
33) Naphthalene	3.570	128	364164	19.271	ng	100
34) 4-Chloroaniline	3.653	65	42377	19.845	ng	97
36) Hexachlorobutadiene	3.723	225	70578	19.171	ng	99
37) 4-Chloro-3-methylphenol	4.082	107	100682	19.974	ng	97
38) 2-Methylnaphthalene	4.134	142	247393	19.062	ng	98
39) Hexachlorocyclopentadiene	4.328	237	65909	17.233	ng	98
40) 1,2,4,5-Tetrachloroben...	4.311	216	124439	18.890	ng	100
42) 2,4,6-Trichlorophenol	4.416	196	75817	19.954	ng	100
43) 2,4,5-Trichlorophenol	4.452	196	80262	19.764	ng	97
45) 2-Chloronaphthalene	4.540	162	235469	19.581	ng	99
46) 4-Nitroaniline	4.681	65	61208	20.352	ng	97
48) Dimethylphthalate	4.869	163	251526	19.748	ng	100
49) 2,6-Dinitrotoluene	4.928	165	59837	20.259	ng	96
50) Acenaphthylene	4.892	152	352939	20.055	ng	99
51) 3-Nitroaniline	5.039	138	66598	19.766	ng	98
52) Acenaphthene	5.051	154	212492	19.758	ng	98
53) 2,4-Dinitrophenol	5.127	184	32947	17.532	ng	100

Quantitation Report (QT Reviewed)

Data Path : H:\SV2017\CHEM06\04APR\24\
Data File : 0424_06.D
Acq On : 24 Apr 2017 10:58 am
Operator :
Client ID : ICAL 20
Lab ID : 20PPM 8270
ALS Vial : 6 Sample Multiplier: 1

Quant Time: Apr 24 11:26:08 2017
Quant Method : H:\SV2017\CHEM06\METHODS\SV_0424.M
Quant Title : Semivolatiles by GC/MS - EPA Method 625/8270
QLast Update : Mon Apr 24 11:26:00 2017
Response via : Initial Calibration

Compound	R.T.	QIon	Response	Conc	Units	Dev(Min)
54) Dibenzofuran	5.186	168	325490	19.743	ng	99
55) 2,4-Dinitrotoluene	5.257	165	78025	19.722	ng	99
56) 4-Nitrophenol	5.227	65	45196	20.196	ng	97
58) Diethyl phthalate	5.468	149	260834	19.832	ng	99
59) Fluorene	5.480	166	263929	19.164	ng	98
60) 4-Chlorophenyl phenyl ...	5.492	204	129478	20.024	ng	98
61) 2-Nitroaniline	5.568	108	52537	20.388	ng	99
62) 4,6-Dinitro-2-methylph...	5.597	198	47387	18.430	ng	99
63) N-Nitrosodiphenylamine	5.615	169	173459	19.224	ng	97
64) Azobenzene	5.627	77	260339	20.274	ng	99
67) 4-Bromophenyl phenyl e...	5.903	248	70983	19.059	ng	96
68) Hexachlorobenzene	6.020	142	32795	20.170	ng	96
69) Pentachlorophenol	6.191	266	36144	16.835	ng	97
70) Pentachloronitrobenzene	6.250	214	25979	19.843	ng	97
72) Phenanthrene	6.291	178	375154	19.287	ng	99
73) Anthracene	6.332	178	386377	19.935	ng	99
74) Carbazole	6.490	167	352336	19.648	ng	99
75) Di-n-butylphthalate	6.861	149	432457	19.746	ng	99
77) Fluoranthene	7.313	202	429041	19.544	ng	99
78) Benzidine	7.460	184	98300	17.925	ng	97
79) Pyrene	7.495	202	437718	19.404	ng	99
82) Benzyl butyl phthalate	8.130	149	198664	21.337	ng	98
83) Bis(2-ethylhexyl)phtha...	8.700	149	270921	21.170	ng	99
84) Benz(a)anthracene	8.559	228	398290	20.473	ng	99
85) Chrysene	8.600	228	367625	20.277	ng	100
86) Di-n-octylphthalate	9.446	149	457833	20.604	ng	100
87) 3,3'-dichlorobenzidine	8.576	252	138311	20.239	ng	98
89) Benzo(b)fluoranthene	9.875	252	385102	19.790	ng	100
90) Benzo(k)fluoranthene	9.910	252	345686	19.573	ng	98
91) Benzo(a)pyrene	10.368	252	356066	19.854	ng	100
92) Indeno(1,2,3-cd)pyrene	12.525	276	319775	19.510	ng	98
93) Dibenz(a,h)anthracene	12.601	278	315035	18.995	ng	98
94) Benzo(ghi)perylene	13.083	276	340246	19.763	ng	100

(#)out of range (m)manual integration reviewed by analyst (+)signals summed

Quantitation Report (QT Reviewed)

Data Path : H:\SV2017\CHEM06\04APR\24\
Data File : 0424_06.D
Acq On : 24 Apr 2017 10:58 am
Operator :
Client ID : ICAL 20
Lab ID : 20PPM 8270
ALS Vial : 6 Sample Multiplier: 1

Quant Time: Apr 24 11:26:08 2017
Quant Method : H:\SV2017\CHEM06\METHODS\SV_0424.M
Quant Title : Semivolatiles by GC/MS - EPA Method 625/8270
QLast Update : Mon Apr 24 11:26:00 2017
Response via : Initial Calibration



Quantitation Report (QT Reviewed)

Data Path : H:\SV2017\CHEM06\04APR\24\
Data File : 0424_07A.D
Acq On : 24 Apr 2017 12:32 pm
Operator :
Client ID : ICAL 10
Lab ID : 10PPM 8270
ALS Vial : 7 Sample Multiplier: 1

Quant Time: Apr 24 12:54:31 2017
Quant Method : H:\SV2017\CHEM06\METHODS\SV_0424.M
Quant Title : Semivolatiles by GC/MS - EPA Method 625/8270
QLast Update : Mon Apr 24 12:43:52 2017
Response via : Initial Calibration

Compound	R.T.	QIon	Response	Conc	Units		Dev(Min)
Internal Standards							
1) 1,4-Dichlorobenzene-d4	2.583	152	182439	40.000	ng		0.00
23) Naphthalene-d8	3.553	136	668310	40.000	ng		0.00
41) Acenaphthene-d10	5.027	164	367452	40.000	ng		0.00
65) Phenanthrene-d10	6.273	188	678757	40.000	ng	#	0.00
81) Chrysene-d12	8.576	240	695059	40.000	ng		0.00
88) Perylene-d12	10.474	264	628143	40.000	ng		0.00
System Monitoring Compounds							
5) % 2-Fluorophenol	1.796	112	43541	9.803	ng		0.00
Spiked Amount 75.000	Range 30 - 130		Recovery =	13.07%#			
6) % Phenol-d5	2.389	99	53289	9.597	ng		0.00
Spiked Amount 75.000	Range 30 - 130		Recovery =	12.80%#			
21) % Nitrobenzene-d5	3.012	82	48151	10.344	ng		0.00
Spiked Amount 50.000	Range 30 - 130		Recovery =	20.68%#			
44) % 2-Fluorobiphenyl	4.469	172	108183	9.935	ng		0.00
Spiked Amount 50.000	Range 30 - 130		Recovery =	19.88%#			
66) % 2,4,6-Tribromophenol	5.709	62	9533	10.095	ng		0.00
Spiked Amount 75.000	Range 30 - 130		Recovery =	13.47%#			
80) % Terphenyl-d14	7.666	244	109600	9.493	ng		0.00
Spiked Amount 50.000			Recovery =	18.98%			
Target Compounds							Qvalue
2) N-Nitrosodimethylamine	1.173	74	24124	9.509	ng		88
3) Pyridine	1.173	79	47091	9.888	ng		90
7) Phenol	2.395	94	62116	9.844	ng		94
8) Bis(2-chloroethyl)ether	2.430	93	43054	9.916	ng		99
9) Aniline	2.389	93	70831	10.254	ng		97
10) 2-Chlorophenol	2.460	128	52853	10.071	ng		100
11) 1,3-Dichlorobenzene	2.554	146	56893	9.634	ng		98
12) 1,4-Dichlorobenzene	2.589	146	59670	9.827	ng		95
14) 1,2-Dichlorobenzene	2.724	146	54564	9.568	ng		99
15) 2-Methylphenol (o-cresol)	2.812	107	39054	9.987	ng		98
16) Bis(2-chloroisopropyl)...	2.818	45	51494	10.243	ng		97
17) N-Nitrosodi-n-propylamine	2.924	70	30982	10.239	ng	#	81
18) 3&4-Methylphenol (m&p-...	2.924	107	55021	9.763	ng		98
19) Acetophenone	2.901	105	65783	10.069	ng		96
20) Hexachloroethane	2.948	117	24123	9.877	ng		98
22) Nitrobenzene	3.030	77	48112	9.920	ng		94
24) Isophorone	3.206	82	85032	9.889	ng		99
25) 2-Nitrophenol	3.277	81	10725	9.501	ng		98
26) 2,4-Dimethylphenol	3.329	107	49355	9.918	ng		95
27) Bis(2-chloroethoxy)met...	3.400	93	48757	9.907	ng		98
28) Benzoic Acid	3.429	105	33266	10.012	ng		93
29) 2,4-Dichlorophenol	3.470	162	42385	9.415	ng		96
30) 1,2,4-Trichlorobenzene	3.523	180	48156	9.627	ng		97
33) Naphthalene	3.570	128	149317	9.633	ng		98
34) 4-Chloroaniline	3.653	65	16984	9.961	ng		99
36) Hexachlorobutadiene	3.723	225	28638	9.394	ng		97
37) 4-Chloro-3-methylphenol	4.082	107	42222	10.255	ng		96
38) 2-Methylnaphthalene	4.134	142	103125	9.820	ng		100
39) Hexachlorocyclopentadiene	4.328	237	22925	8.462	ng		98
40) 1,2,4,5-Tetrachloroben...	4.311	216	53271	9.970	ng		98
42) 2,4,6-Trichlorophenol	4.416	196	30795	9.792	ng		98
43) 2,4,5-Trichlorophenol	4.452	196	29821	8.986	ng		91
45) 2-Chloronaphthalene	4.540	162	94634	9.579	ng		97
46) 4-Nitroaniline	4.681	65	24472	9.716	ng		98
48) Dimethylphthalate	4.863	163	106713	10.062	ng		99
49) 2,6-Dinitrotoluene	4.922	165	24102	9.885	ng		95
50) Acenaphthylene	4.892	152	145574	9.890	ng		99
51) 3-Nitroaniline	5.033	138	28020	10.216	ng		95
52) Acenaphthene	5.051	154	89821	10.007	ng		99
53) 2,4-Dinitrophenol	5.127	184	10299	9.029	ng		97

Quantitation Report (QT Reviewed)

Data Path : H:\SV2017\CHEM06\04APR\24\
Data File : 0424_07A.D
Acq On : 24 Apr 2017 12:32 pm
Operator :
Client ID : ICAL 10
Lab ID : 10PPM 8270
ALS Vial : 7 Sample Multiplier: 1

Quant Time: Apr 24 12:54:31 2017
Quant Method : H:\SV2017\CHEM06\METHODS\SV_0424.M
Quant Title : Semivolatiles by GC/MS - EPA Method 625/8270
QLast Update : Mon Apr 24 12:43:52 2017
Response via : Initial Calibration

Compound	R.T.	QIon	Response	Conc	Units	Dev(Min)
54) Dibenzofuran	5.186	168	133095	9.753	ng	97
55) 2,4-Dinitrotoluene	5.251	165	32166	9.960	ng	98
56) 4-Nitrophenol	5.227	65	19243	10.466	ng	96
58) Diethyl phthalate	5.468	149	109557	10.041	ng	98
59) Fluorene	5.480	166	109017	9.668	ng	99
60) 4-Chlorophenyl phenyl ...	5.492	204	53558	10.003	ng	98
61) 2-Nitroaniline	5.562	108	21669	10.059	ng	94
62) 4,6-Dinitro-2-methylph...	5.597	198	17563	9.124	ng	97
63) N-Nitrosodiphenylamine	5.609	169	73717	10.014	ng	97
64) Azobenzene	5.621	77	108349	10.005	ng	99
67) 4-Bromophenyl phenyl e...	5.903	248	29224	9.501	ng	95
68) Hexachlorobenzene	6.015	142	14206	10.168	ng	91
69) Pentachlorophenol	6.185	266	13480	8.146	ng	100
70) Pentachloronitrobenzene	6.250	214	11089	10.015	ng	99
72) Phenanthrene	6.291	178	157163	9.618	ng	100
73) Anthracene	6.326	178	159219	9.743	ng	100
74) Carbazole	6.491	167	146256	9.657	ng	98
75) Di-n-butylphthalate	6.855	149	177067	9.620	ng	99
77) Fluoranthene	7.307	202	177117	9.591	ng	98
78) Benzidine	7.454	184	31582	7.095	ng	96
79) Pyrene	7.495	202	179543	9.456	ng	99
82) Benzyl butyl phthalate	8.130	149	80926	10.088	ng	99
83) Bis(2-ethylhexyl)phtha...	8.700	149	113660	10.043	ng	98
84) Benz(a)anthracene	8.553	228	165952	9.914	ng	100
85) Chrysene	8.594	228	153468	9.923	ng	99
86) Di-n-octylphthalate	9.446	149	189566	10.209	ng	99
87) 3,3'-dichlorobenzidine	8.576	252	57711	10.021	ng	99
89) Benzo(b)fluoranthene	9.869	252	159116	9.709	ng	99
90) Benzo(k)fluoranthene	9.904	252	146059	10.029	ng	99
91) Benzo(a)pyrene	10.357	252	148918	9.863	ng	98
92) Indeno(1,2,3-cd)pyrene	12.513	276	129621	9.606	ng	99
93) Dibenz(a,h)anthracene	12.595	278	126412	9.368	ng	98
94) Benzo(ghi)perylene	13.071	276	138621	9.652	ng	100

(#)out of range (m)manual integration reviewed by analyst (+)signals summed

Quantitation Report (QT Reviewed)

Data Path : H:\SV2017\CHEM06\04APR\24\
Data File : 0424_07A.D
Acq On : 24 Apr 2017 12:32 pm
Operator :
Client ID : ICAL 10
Lab ID : 10PPM 8270
ALS Vial : 7 Sample Multiplier: 1

Quant Time: Apr 24 12:54:31 2017
Quant Method : H:\SV2017\CHEM06\METHODS\SV_0424.M
Quant Title : Semivolatiles by GC/MS - EPA Method 625/8270
QLast Update : Mon Apr 24 12:43:52 2017
Response via : Initial Calibration



Quantitation Report (QT Reviewed)

Data Path : H:\SV2017\CHEM06\04APR\24\
Data File : 0424_08.D
Acq On : 24 Apr 2017 11:45 am
Operator :
Client ID : ICAL 3.5
Lab ID : 3.5PPM 8270
ALS Vial : 8 Sample Multiplier: 1

Quant Time: Apr 24 12:41:33 2017
Quant Method : H:\SV2017\CHEM06\METHODS\SV_0424.M
Quant Title : Semivolatiles by GC/MS - EPA Method 625/8270
QLast Update : Mon Apr 24 11:41:36 2017
Response via : Initial Calibration

Compound	R.T.	QIon	Response	Conc	Units		Dev(Min)
Internal Standards							
1) 1,4-Dichlorobenzene-d4	2.583	152	146409	40.000	ng		0.00
23) Naphthalene-d8	3.553	136	526750	40.000	ng		0.00
41) Acenaphthene-d10	5.028	164	301741	40.000	ng		0.00
65) Phenanthrene-d10	6.273	188	542807	40.000	ng		0.00
81) Chrysene-d12	8.571	240	553708	40.000	ng		-0.01
88) Perylene-d12	10.468	264	508373	40.000	ng		-0.01
System Monitoring Compounds							
5) % 2-Fluorophenol	1.802	112	13112	3.710	ng		0.00
Spiked Amount 75.000	Range 30 - 130		Recovery =	4.95%#			
6) % Phenol-d5	2.389	99	15908	3.582	ng		0.00
Spiked Amount 75.000	Range 30 - 130		Recovery =	4.77%#			
21) % Nitrobenzene-d5	3.018	82	13690	3.694	ng		0.00
Spiked Amount 50.000	Range 30 - 130		Recovery =	7.38%#			
44) % 2-Fluorobiphenyl	4.469	172	31697	3.552	ng		0.00
Spiked Amount 50.000	Range 30 - 130		Recovery =	7.10%#			
66) % 2,4,6-Tribromophenol	5.703	62	2763	3.687	ng		0.00
Spiked Amount 75.000	Range 30 - 130		Recovery =	4.92%#			
80) % Terphenyl-d14	7.660	244	32189	3.484	ng		0.00
Spiked Amount 50.000			Recovery =	6.96%			
Target Compounds							Qvalue
2) N-Nitrosodimethylamine	1.179	74	7243	3.506	ng		83
3) Pyridine	1.179	79	13123	3.423	ng		89
7) Phenol	2.395	94	17500	3.417	ng		97
8) Bis(2-chloroethyl)ether	2.431	93	13112	3.926	ng		96
9) Aniline	2.395	93	17663	3.139	ng		89
10) 2-Chlorophenol	2.466	128	15467	3.715	ng		96
11) 1,3-Dichlorobenzene	2.554	146	17305	3.750	ng		99
12) 1,4-Dichlorobenzene	2.589	146	18356	3.807	ng		93
14) 1,2-Dichlorobenzene	2.730	146	17078	3.836	ng		98
15) 2-Methylphenol (o-cresol)	2.812	107	11280	3.694	ng		93
16) Bis(2-chloroisopropyl)...	2.818	45	14847	3.712	ng		93
17) N-Nitrosodi-n-propylamine	2.924	70	9180	3.831	ng	#	82
18) 3&4-Methylphenol (m&p-...	2.924	107	16649	3.713	ng		96
19) Acetophenone	2.901	105	19969	3.865	ng		96
20) Hexachloroethane	2.948	117	7038	3.631	ng		93
22) Nitrobenzene	3.030	77	14806	3.916	ng		95
24) Isophorone	3.206	82	24858	3.697	ng		98
25) 2-Nitrophenol	3.277	81	3215	3.715	ng		94
26) 2,4-Dimethylphenol	3.330	107	13749	3.628	ng		99
27) Bis(2-chloroethoxy)met...	3.400	93	13796	3.566	ng		95
28) Benzoic Acid	3.412	105	9256	3.534	ng		97
29) 2,4-Dichlorophenol	3.471	162	12426	3.480	ng		95
30) 1,2,4-Trichlorobenzene	3.523	180	14666	3.759	ng		96
33) Naphthalene	3.570	128	44328	3.651	ng	#	94
34) 4-Chloroaniline	3.653	65	4458	3.234	ng		98
36) Hexachlorobutadiene	3.723	225	8231	3.484	ng		94
37) 4-Chloro-3-methylphenol	4.082	107	11137	3.416	ng		94
38) 2-Methylnaphthalene	4.135	142	29418	3.563	ng		97
39) Hexachlorocyclopentadiene	4.328	237	4763	2.103	ng		93
40) 1,2,4,5-Tetrachloroben...	4.311	216	15025	3.586	ng		97
42) 2,4,6-Trichlorophenol	4.417	196	8437	3.284	ng		98
43) 2,4,5-Trichlorophenol	4.452	196	9088	3.307	ng		92
45) 2-Chloronaphthalene	4.540	162	28378	3.498	ng		98
46) 4-Nitroaniline	4.681	65	7072	3.406	ng		97
48) Dimethylphthalate	4.863	163	31955	3.699	ng		99
49) 2,6-Dinitrotoluene	4.922	165	6896	3.435	ng		97
50) Acenaphthylene	4.892	152	43449	3.611	ng		99
51) 3-Nitroaniline	5.033	138	7573	3.340	ng		81
52) Acenaphthene	5.051	154	26875	3.672	ng		98
53) 2,4-Dinitrophenol	5.133	184	1580	1.367	ng	#	73

Quantitation Report (QT Reviewed)

Data Path : H:\SV2017\CHEM06\04APR\24\
Data File : 0424_08.D
Acq On : 24 Apr 2017 11:45 am
Operator :
Client ID : ICAL 3.5
Lab ID : 3.5PPM 8270
ALS Vial : 8 Sample Multiplier: 1

Quant Time: Apr 24 12:41:33 2017
Quant Method : H:\SV2017\CHEM06\METHODS\SV_0424.M
Quant Title : Semivolatiles by GC/MS - EPA Method 625/8270
QLast Update : Mon Apr 24 11:41:36 2017
Response via : Initial Calibration

Compound	R.T.	QIon	Response	Conc	Units	Dev(Min)
54) Dibenzofuran	5.186	168	39808	3.561	ng	98
55) 2,4-Dinitrotoluene	5.251	165	8509	3.165	ng	91
56) 4-Nitrophenol	5.227	65	5202	3.407	ng	95
58) Diethyl phthalate	5.462	149	31271	3.488	ng	99
59) Fluorene	5.480	166	32974	3.571	ng	99
60) 4-Chlorophenyl phenyl ...	5.492	204	15242	3.461	ng	97
61) 2-Nitroaniline	5.562	108	6165	3.483	ng	97
62) 4,6-Dinitro-2-methylph...	5.598	198	3820	2.298	ng	96
63) N-Nitrosodiphenylamine	5.609	169	20591	3.391	ng	97
64) Azobenzene	5.621	77	32684	3.706	ng	96
67) 4-Bromophenyl phenyl e...	5.903	248	8736	3.560	ng	98
68) Hexachlorobenzene	6.015	142	4312	3.927	ng	90
69) Pentachlorophenol	6.185	266	2835	2.142	ng	89
70) Pentachloronitrobenzene	6.244	214	3257	3.710	ng	94
72) Phenanthrene	6.291	178	46731	3.589	ng	99
73) Anthracene	6.326	178	46386	3.558	ng	100
74) Carbazole	6.491	167	43416	3.599	ng	99
75) Di-n-butylphthalate	6.855	149	51291	3.482	ng	99
77) Fluoranthene	7.307	202	51991	3.524	ng	98
78) Benzidine	7.460	184	13010	3.682	ng	96
79) Pyrene	7.495	202	54173	3.579	ng	98
82) Benzyl butyl phthalate	8.130	149	24157	3.831	ng	94
83) Bis(2-ethylhexyl)phtha...	8.700	149	34305	3.991	ng	98
84) Benz(a)anthracene	8.553	228	53221	4.087	ng	98
85) Chrysene	8.594	228	47314	3.904	ng	99
86) Di-n-octylphthalate	9.446	149	53068	3.602	ng	100
87) 3,3'-dichlorobenzidine	8.576	252	17320	3.826	ng	96
89) Benzo(b)fluoranthene	9.869	252	46985	3.550	ng	95
90) Benzo(k)fluoranthene	9.898	252	39189	3.297	ng	90
91) Benzo(a)pyrene	10.357	252	43293	3.550	ng	99
92) Indeno(1,2,3-cd)pyrene	12.513	276	35073	3.168	ng	99
93) Dibenz(a,h)anthracene	12.584	278	35741	3.238	ng	97
94) Benzo(ghi)perylene	13.065	276	39510	3.383	ng	99

(#)out of range (m)manual integration reviewed by analyst (+)signals summed

Quantitation Report (QT Reviewed)

Data Path : H:\SV2017\CHEM06\04APR\24\
Data File : 0424_08.D
Acq On : 24 Apr 2017 11:45 am
Operator :
Client ID : ICAL 3.5
Lab ID : 3.5PPM 8270
ALS Vial : 8 Sample Multiplier: 1

Quant Time: Apr 24 12:41:33 2017
Quant Method : H:\SV2017\CHEM06\METHODS\SV_0424.M
Quant Title : Semivolatiles by GC/MS - EPA Method 625/8270
QLast Update : Mon Apr 24 11:41:36 2017
Response via : Initial Calibration



Quantitation Report (QT Reviewed)

Data Path : H:\SV2017\CHEM06\04APR\24\
Data File : 0424_09.D
Acq On : 24 Apr 2017 12:08 pm
Operator :
Client ID : ICAL 1
Lab ID : 1.0PPM 8270
ALS Vial : 9 Sample Multiplier: 1

Quant Time: Apr 24 12:42:15 2017
Quant Method : H:\SV2017\CHEM06\METHODS\SV_0424.M
Quant Title : Semivolatiles by GC/MS - EPA Method 625/8270
QLast Update : Mon Apr 24 12:41:57 2017
Response via : Initial Calibration

Compound	R.T.	QIon	Response	Conc	Units		Dev(Min)
Internal Standards							
1) 1,4-Dichlorobenzene-d4	2.583	152	148718	40.000	ng		0.00
23) Naphthalene-d8	3.553	136	522578	40.000	ng		0.00
41) Acenaphthene-d10	5.028	164	300624	40.000	ng		0.00
65) Phenanthrene-d10	6.273	188	554618	40.000	ng		0.00
81) Chrysene-d12	8.570	240	561049	40.000	ng		-0.01
88) Perylene-d12	10.468	264	511904	40.000	ng		-0.01
System Monitoring Compounds							
5) % 2-Fluorophenol	1.802	112	3327	0.919	ng		0.00
Spiked Amount 75.000	Range 30 - 130		Recovery =	1.23%#			
6) % Phenol-d5	2.389	99	4302	0.950	ng		0.00
Spiked Amount 75.000	Range 30 - 130		Recovery =	1.27%#			
21) % Nitrobenzene-d5	3.018	82	3876	1.021	ng		0.00
Spiked Amount 50.000	Range 30 - 130		Recovery =	2.04%#			
44) % 2-Fluorobiphenyl	4.469	172	9206	1.033	ng		0.00
Spiked Amount 50.000	Range 30 - 130		Recovery =	2.06%#			
66) % 2,4,6-Tribromophenol	5.703	62	747	0.968	ng		0.00
Spiked Amount 75.000	Range 30 - 130		Recovery =	1.29%#			
80) % Terphenyl-d14	7.666	244	9957	1.055	ng		0.00
Spiked Amount 50.000			Recovery =	2.12%			
Target Compounds							Qvalue
2) N-Nitrosodimethylamine	1.179	74	1854m	0.883	ng		
3) Pyridine	1.185	79	4489m	1.156	ng		
7) Phenol	2.401	94	4859	0.937	ng		98
8) Bis(2-chloroethyl)ether	2.436	93	4155	1.204	ng		92
9) Aniline	2.395	93	4596	0.816	ng		85
10) 2-Chlorophenol	2.466	128	4361	1.022	ng		93
11) 1,3-Dichlorobenzene	2.554	146	5364	1.133	ng		90
12) 1,4-Dichlorobenzene	2.595	146	4884	0.985	ng	#	59
14) 1,2-Dichlorobenzene	2.730	146	5098	1.112	ng		96
15) 2-Methylphenol (o-cresol)	2.818	107	3616	1.157	ng		95
16) Bis(2-chloroisopropyl)...	2.818	45	4228	1.032	ng		94
17) N-Nitrosodi-n-propylamine	2.924	70	2609	1.058	ng	#	79
18) 3&4-Methylphenol (m&p-...	2.930	107	4559	0.992	ng	#	92
19) Acetophenone	2.901	105	5607	1.053	ng		96
20) Hexachloroethane	2.948	117	2071	1.046	ng		94
22) Nitrobenzene	3.030	77	4288	1.098	ng		89
24) Isophorone	3.206	82	7281	1.083	ng		96
25) 2-Nitrophenol	3.277	81	998	1.152	ng		86
26) 2,4-Dimethylphenol	3.329	107	4675	1.237	ng	#	74
27) Bis(2-chloroethoxy)met...	3.400	93	4005	1.041	ng		91
28) Benzoic Acid	3.412	105	1594m	0.614	ng		
29) 2,4-Dichlorophenol	3.470	162	3384	0.956	ng		90
30) 1,2,4-Trichlorobenzene	3.523	180	4422	1.131	ng		94
33) Naphthalene	3.570	128	12911	1.065	ng	#	76
34) 4-Chloroaniline	3.653	65	1198	0.886	ng	#	89
36) Hexachlorobutadiene	3.723	225	2674	1.142	ng		95
37) 4-Chloro-3-methylphenol	4.082	107	3192	0.990	ng		98
38) 2-Methylnaphthalene	4.134	142	8330	1.014	ng		95
39) Hexachlorocyclopentadiene	4.328	237	787	0.371	ng		90
40) 1,2,4,5-Tetrachloroben...	4.311	216	4222	1.012	ng		99
42) 2,4,6-Trichlorophenol	4.416	196	2825	1.114	ng		86
43) 2,4,5-Trichlorophenol	4.452	196	2707	0.997	ng		98
45) 2-Chloronaphthalene	4.540	162	7721	0.955	ng		98
46) 4-Nitroaniline	4.681	65	2065	1.002	ng		90
48) Dimethylphthalate	4.863	163	9333	1.076	ng		100
49) 2,6-Dinitrotoluene	4.922	165	2013	1.009	ng		91
50) Acenaphthylene	4.892	152	12336	1.024	ng		99
51) 3-Nitroaniline	5.039	138	2181	0.972	ng	#	37
52) Acenaphthene	5.051	154	8322	1.133	ng		92
53) 2,4-Dinitrophenol	5.151	184	105	0.100	ng	#	1

Quantitation Report (QT Reviewed)

Data Path : H:\SV2017\CHEM06\04APR\24\
Data File : 0424_09.D
Acq On : 24 Apr 2017 12:08 pm
Operator :
Client ID : ICAL 1
Lab ID : 1.0PPM 8270
ALS Vial : 9 Sample Multiplier: 1

Quant Time: Apr 24 12:42:15 2017
Quant Method : H:\SV2017\CHEM06\METHODS\SV_0424.M
Quant Title : Semivolatiles by GC/MS - EPA Method 625/8270
QLast Update : Mon Apr 24 12:41:57 2017
Response via : Initial Calibration

Compound	R.T.	QIon	Response	Conc	Units		Dev(Min)
54) Dibenzofuran	5.186	168	11635	1.042	ng		97
55) 2,4-Dinitrotoluene	5.257	165	2674	1.012	ng		92
56) 4-Nitrophenol	5.233	65	1425	0.940	ng	#	89
58) Diethyl phthalate	5.462	149	9248	1.036	ng		97
59) Fluorene	5.480	166	8820	0.956	ng		99
60) 4-Chlorophenyl phenyl ...	5.492	204	4448	1.015	ng		96
61) 2-Nitroaniline	5.562	108	1590	0.902	ng	#	86
62) 4,6-Dinitro-2-methylph...	5.597	198	836	0.531	ng	#	1
63) N-Nitrosodiphenylamine	5.609	169	6420	1.066	ng		96
64) Azobenzene	5.621	77	9569	1.080	ng		95
67) 4-Bromophenyl phenyl e...	5.903	248	2380	0.947	ng		89
68) Hexachlorobenzene	6.015	142	1017	0.891	ng		81
69) Pentachlorophenol	6.191	266	718	0.531	ng		89
70) Pentachloronitrobenzene	6.244	214	990	1.094	ng		90
72) Phenanthrene	6.291	178	13403	1.004	ng		97
73) Anthracene	6.326	178	12918	0.967	ng		98
74) Carbazole	6.491	167	13354	1.079	ng		98
75) Di-n-butylphthalate	6.855	149	14389	0.957	ng		97
77) Fluoranthene	7.307	202	15982	1.059	ng		97
78) Benzidine	7.460	184	4144	1.139	ng	#	91
79) Pyrene	7.495	202	17025	1.097	ng		98
82) Benzyl butyl phthalate	8.130	149	8032	1.240	ng		97
83) Bis(2-ethylhexyl)phtha...	8.700	149	10890	1.226	ng		98
84) Benz(a)anthracene	8.553	228	18246	1.350	ng		97
85) Chrysene	8.594	228	16591	1.329	ng		98
86) Di-n-octylphthalate	9.446	149	15925	1.062	ng		100
87) 3,3'-dichlorobenzidine	8.576	252	5398	1.161	ng		99
89) Benzo(b)fluoranthene	9.863	252	14857	1.112	ng		97
90) Benzo(k)fluoranthene	9.898	252	12311	1.037	ng	#	91
91) Benzo(a)pyrene	10.357	252	12364	1.005	ng		94
92) Indeno(1,2,3-cd)pyrene	12.507	276	10265	0.933	ng		98
93) Dibenz(a,h)anthracene	12.584	278	10848	0.987	ng		96
94) Benzo(ghi)perylene	13.071	276	11531	0.985	ng		96

(#)out of range (m)manual integration reviewed by analyst (+)signals summed

Quantitation Report (QT Reviewed)

Data Path : H:\SV2017\CHEM06\04APR\24\
Data File : 0424_09.D
Acq On : 24 Apr 2017 12:08 pm
Operator :
Client ID : ICAL 1
Lab ID : 1.0PPM 8270
ALS Vial : 9 Sample Multiplier: 1

Quant Time: Apr 24 12:42:15 2017
Quant Method : H:\SV2017\CHEM06\METHODS\SV_0424.M
Quant Title : Semivolatiles by GC/MS - EPA Method 625/8270
QLast Update : Mon Apr 24 12:41:57 2017
Response via : Initial Calibration



SEMIVOLATILE ORGANICS INITIAL CALIBRATION DATA

Lab Name: Phoenix Environmental Labs Client:

Lab Code: Phoenix Case No.: SAS No.: SDG No.: GBY06958

Instrument ID: CHEM27 Calibration Date(s): 04/19/17 04/19/17

Heated Purge (Y/N): Y Calibration Time(s): 10:44 13:48

GC Column: v factor 4 Method File: SV_0419.M

LAB FILE ID:

RRF 1	0419_09.D	RRF 3.5	0419_08.D	RRF 10	0419_07.D	RRF 20	0419_06.D		
RRF 30	0419_02B.D	RRF 50	0419_05.D	RRF 70	0419_04.D	RRF 100	0419_03.D		

COMPOUND		RRF 1	RRF 3.5	RRF 10	RRF 20	RRF 30	RRF 50	RRF 70	RRF 100	$\overline{RRF}$	% RSD	% RSD LIMITS
N-Nitrosodimethylamine		0.814	0.735	0.733	0.735	0.719	0.765	0.744	0.772	0.752	4.1	20 (40)
Pyridine			1.253	1.274	1.213	1.224	1.287	1.285	1.309	1.264	2.8	20 (40)
Phenol		1.456	1.467	1.447	1.481	1.420	1.554	1.595	1.630	1.506	5.1	20 (40)
Bis(2-chloroethyl)ether		1.140	1.244	1.149	1.165	1.102	1.091	1.157	1.252	1.163	5.1	20 (40)
Aniline			1.563	1.765	1.861	1.625	1.984	1.854	1.819	1.781	8.2	20 (40)
2-Chlorophenol		1.054	1.084	1.037	1.055	0.996	1.099	1.114	1.114	1.069	3.9	20 (40)
1,3-Dichlorobenzene		1.282	1.276	1.227	1.217	1.182	1.255	1.282	1.307	1.253	3.3	20 (40)
1,4-Dichlorobenzene		1.321	1.303	1.270	1.255	1.200	1.308	1.310	1.337	1.288	3.5	20 (40)
1,2-Dichlorobenzene		1.313	1.219	1.180	1.168	1.105	1.232	1.206	1.253	1.210	5.1	20 (40)
2-Methylphenol (o-cresol)		0.841	0.971	0.943	0.959	0.907	0.990	0.998	0.991	0.950	5.6	20 (40)
Bis(2-chloroisopropyl)ether			0.748	0.689	0.704	0.648	0.733	0.728	0.756	0.715	5.3	20 (40)
N-Nitrosodi-n-propylamine			1.049	1.020	1.038	0.937	1.123	1.069	1.099	1.048	5.8	20 (40)
3&4-Methylphenol (m&p-cresol)			1.387	1.323	1.414	1.317	1.489	1.455	1.521	1.415	5.6	20 (40)
Acetophenone			1.777	1.764	1.807	1.628	1.893	1.840	1.918	1.804	5.3	20 (40)
Hexachloroethane		0.501	0.579	0.537	0.545	0.514	0.568	0.572	0.576	0.549	5.5	20 (40)
Nitrobenzene		1.571	1.616	1.562	1.625	1.465	1.658	1.633	1.685	1.602	4.3	20 (40)
Isophorone			0.720	0.723	0.708	0.631	0.657	0.614	0.565	0.660	9.1	20 (40)
2-Nitrophenol	*	0.095	0.099	0.105	0.104	0.094	0.096	0.089	0.081	0.095	8.3	20 (40)
2,4-Dimethylphenol		0.373	0.332	0.335	0.320	0.312	0.315	0.303	0.274	0.321	8.9	20 (40)
Bis(2-chloroethoxy)methane			0.374	0.344	0.343	0.326	0.331	0.313	0.284	0.331	8.5	20 (40)
Benzoic Acid			0.235	0.255	0.268	0.251	0.261	0.247	0.222	0.248	6.3	20 (40)
2,4-Dichlorophenol		0.246	0.276	0.257	0.251	0.239	0.245	0.229	0.210	0.244	8.0	20 (40)
1,2,4-Trichlorobenzene			0.327	0.302	0.296	0.282	0.281	0.270	0.243	0.286	9.2	20 (40)
Naphthalene			0.890	0.837	0.810	0.782	0.783	0.747	0.692	0.791	8.0	20 (40)
4-Chloroaniline		0.113	0.137	0.154	0.151	0.133	0.140	0.132	0.119	0.135	10.5	20 (40)
Hexachlorobutadiene		0.256	0.223	0.229	0.213	0.199	0.199	0.188	0.171	0.210	12.7	20 (40)
4-Chloro-3-methylphenol		0.266	0.288	0.290	0.280	0.265	0.270	0.254	0.237	0.269	6.7	20 (40)
2-Methylnaphthalene			0.602	0.605	0.599	0.563	0.579	0.551	0.521	0.574	5.4	20 (40)
Hexachlorocyclopentadiene			0.227	0.241	0.258	0.238	0.252	0.241	0.225	0.240	5.0	20 (40)
1,2,4,5-Tetrachlorobenzene		0.376	0.359	0.367	0.353	0.334	0.342	0.324	0.304	0.345	7.0	20 (40)
2,4,6-Trichlorophenol		0.363	0.317	0.360	0.366	0.342	0.390	0.388	0.390	0.365	7.1	20 (40)
2,4,5-Trichlorophenol		0.326	0.343	0.378	0.391	0.358	0.413	0.408	0.405	0.378	8.5	20 (40)
2-Chloronaphthalene			0.985	0.942	1.008	0.941	1.062	1.080	1.087	1.015	6.2	20 (40)
4-Nitroaniline			0.364	0.382	0.386	0.337	0.404	0.390	0.384	0.378	5.7	20 (40)
Dimethylphthalate			1.151	1.184	1.199	1.132	1.308	1.283	1.338	1.228	6.6	20 (40)
2,6-Dinitrotoluene			0.252	0.238	0.263	0.252	0.295	0.298	0.302	0.271	9.7	20 (40)
Acenaphthylene			1.535	1.538	1.559	1.487	1.690	1.707	1.754	1.610	6.5	20 (40)
3-Nitroaniline			0.221	0.260	0.284	0.260	0.295	0.303	0.294	0.274	10.5	20 (40)
Acenaphthene			0.963	0.945	0.949	0.885	1.001	1.022	1.061	0.975	5.9	20 (40)
2,4-Dinitrophenol			0.133	0.161	0.193	0.160	0.208	0.214	0.215	0.183	17.7	20 (40)
Dibenzofuran			1.541	1.472	1.552	1.450	1.665	1.675	1.724	1.583	6.7	20 (40)
2,4-Dinitrotoluene			0.329	0.353	0.383	0.353	0.400	0.404	0.402	0.375	8.0	20 (40)
4-Nitrophenol		0.250	0.277	0.282	0.298	0.268	0.302	0.304	0.301	0.285	6.9	20 (40)
Diethyl phthalate			1.300	1.201	1.276	1.171	1.353	1.361	1.414	1.297	6.8	20 (40)
Fluorene			1.231	1.205	1.263	1.180	1.355	1.375	1.444	1.293	7.6	20 (40)
4-Chlorophenyl phenyl ether			0.641	0.641	0.677	0.637	0.741	0.743	0.777	0.694	8.5	20 (40)
2-Nitroaniline			0.335	0.310	0.355	0.316	0.356	0.359	0.345	0.340	5.8	20 (40)
4,6-Dinitro-2-methylphenol			0.173	0.236	0.250	0.229	0.280	0.286	0.287	0.249	16.6	20 (40)
N-Nitrosodiphenylamine			0.823	0.809	0.823	0.800	0.899	0.905	0.953	0.859	6.9	20 (40)

(*) Recommended RRF not met (+) %D exceeds criteria % (#) %D exceeds (maximum) %
%D: 10% of target compounds are allowed to be above criteria %, but must be less than the (maximum) %

FORM VI SVOA

6C
SEMIVOLATILE ORGANICS INITIAL CALIBRATION DATA

Lab Name: Phoenix Environmental Labs Client:

Lab Code: Phoenix Case No.: SAS No.: SDG No.: GBY06958

Instrument ID: CHEM27 Calibration Date(s): 04/19/17 04/19/17

Heated Purge (Y/N): Y Calibration Time(s): 10:44 13:48

GC Column: v factor 4 Method File: SV_0419.M

LAB FILE ID:

RRF 1	0419_09.D	RRF 3.5	0419_08.D	RRF 10	0419_07.D	RRF 20	0419_06.D
RRF 30	0419_02B.D	RRF 50	0419_05.D	RRF 70	0419_04.D	RRF 100	0419_03.D

COMPOUND		RRF 1	RRF 3.5	RRF 10	RRF 20	RRF 30	RRF 50	RRF 70	RRF 100	$\overline{RRF}$	% RSD	% RSD LIMITS
Azobenzene			1.638	1.438	1.525	1.398	1.842	1.815	1.844	1.643	11.8	20 (40)
4-Bromophenyl phenyl ether			0.200	0.192	0.196	0.186	0.213	0.210	0.216	0.202	5.6	20 (40)
Hexachlorobenzene	*		0.089	0.081	0.080	0.075	0.085	0.081	0.084	0.082	5.5	20 (40)
Pentachlorophenol			0.119	0.128	0.133	0.133	0.150	0.150	0.155	0.138	9.7	20 (40)
Pentachloronitrobenzene			0.074	0.069	0.073	0.069	0.079	0.076	0.078	0.074	5.3	20 (40)
Phenanthrene			0.931	0.851	0.835	0.867	0.941	0.970	1.002	0.914	7.0	20 (40)
Anthracene			0.861	0.842	0.866	0.848	0.951	0.966	0.995	0.904	7.1	20 (40)
Carbazole			0.811	0.780	0.796	0.804	0.881	0.909	0.921	0.843	6.9	20 (40)
Di-n-butylphthalate			0.901	0.925	0.999	0.977	1.143	1.141	1.231	1.045	12.1	20 (40)
Fluoranthene			0.980	1.008	1.053	1.092	1.164	1.206	1.227	1.104	8.8	20 (40)
Benzidine			0.208	0.191	0.239	0.222	0.343	0.320	0.249	0.253	22.6 +	20 (40)
Pyrene			0.980	1.008	1.053	1.092	1.164	1.206	1.227	1.104	8.8	20 (40)
Benzyl butyl phthalate			0.351	0.381	0.401	0.370	0.442	0.458	0.464	0.410	11.0	20 (40)
Bis(2-ethylhexyl)phthalate		0.439	0.469	0.536	0.572	0.536	0.641	0.646	0.687	0.566	15.5	20 (40)
Benz(a)anthracene			0.943	0.951	0.992	0.921	1.056	1.092	1.098	1.008	7.3	20 (40)
Chrysene			0.930	0.880	0.919	0.866	0.954	0.984	0.997	0.933	5.3	20 (40)
Di-n-octylphthalate			0.673	0.832	0.935	0.871	1.046	1.083	1.135	0.939	17.2	20 (40)
3,3'-dichlorobenzidine			0.307	0.302	0.289	0.267	0.352	0.361	0.350	0.318	11.3	20 (40)
Benzo(b)fluoranthene			0.826	0.912	0.992	0.926	1.065	1.039	1.069	0.976	9.3	20 (40)
Benzo(k)fluoranthene			0.892	0.975	0.969	0.924	1.020	1.032	0.984	0.971	5.1	20 (40)
Benzo(a)pyrene			0.770	0.855	0.913	0.861	0.989	0.996	1.007	0.913	9.8	20 (40)
Indeno(1,2,3-cd)pyrene			0.677	0.796	0.856	0.831	0.955	0.981	1.014	0.873	13.6	20 (40)
Dibenz(a,h)anthracene			0.782	0.848	0.915	0.888	1.017	1.029	1.060	0.934	11.1	20 (40)
Benzo(ghi)perylene			0.870	0.894	0.931	0.900	1.008	1.033	1.020	0.951	7.1	20 (40)
% 2-Fluorophenol			1.001	0.998	0.945	0.924	1.006	1.018	1.039	0.990	4.1	20 (40)
% Phenol-d5			1.300	1.376	1.373	1.257	1.429	1.442	1.484	1.380	5.8	20 (40)
% Nitrobenzene-d5			1.514	1.454	1.593	1.378	1.616	1.562	1.584	1.529	5.6	20 (40)
% 2-Fluorobiphenyl			1.201	1.168	1.206	1.140	1.273	1.291	1.318	1.228	5.4	20 (40)
% 2,4,6-Tribromophenol			0.071	0.067	0.070	0.063	0.072	0.071	0.072	0.070	4.7	20 (40)
% Terphenyl-d14			0.718	0.723	0.742	0.754	0.826	0.856	0.884	0.786	8.6	20 (40)

(*) Recommended RRF not met (+) %D exceeds criteria % (#) %D exceeds (maximum) %
%D: 10% of target compounds are allowed to be above criteria %, but must be less than the (maximum) %

FORM VI SVOA

Response Factor Report GCMS 3

Method Path : H:\SV2017\CHEM27\METHODS\
Method File : SV_0419.M
Title : Semivolatiles by GC/MS - EPA Method 625/8270
Last Update : Wed Apr 26 10:59:22 2017
Response Via : Initial Calibration

Calibration Files (Note: Curves (l,lf,q,qf) display calculated conc and corr. coefficient.)
3.5 =0419_08.D 10 =0419_07.D 20 =0419_06.D 30 =0419_02B.D 100 =0419_03.D 50 =0419_05.D 70 =0419_04.D 1 =0419_09.D

	Compound	3.5	10	20	30	100	50	70	1	Avg	%RSD
1)	ISTD1,4-Dichlorobenzen...	----------	ISTD	----------							
2)	T N-Nitrosodimet...	0.735	0.733	0.735	0.719	0.772	0.765	0.744	0.814	0.752	4.08
3)	T Pyridine	1.253	1.274	1.213	1.224	1.309	1.287	1.285		1.264	2.79
5)	SURR% 2-Fluorophenol	1.001	0.998	0.945	0.924	1.039	1.006	1.018		0.990	4.13
6)	SURR% Phenol-d5	1.300	1.376	1.373	1.257	1.484	1.429	1.442		1.380	5.80
7)	p Phenol	1.467	1.447	1.481	1.420	1.630	1.554	1.595	1.456	1.506	5.09
8)	p Bis(2-chloroet...	1.244	1.149	1.165	1.102	1.252	1.091	1.157	1.140	1.163	5.06
9)	T Aniline	1.563	1.765	1.861	1.625	1.819	1.984	1.854		1.781	8.15
10)	p 2-Chlorophenol	1.084	1.037	1.055	0.996	1.114	1.099	1.114	1.054	1.069	3.86
11)	T 1,3-Dichlorobe...	1.276	1.227	1.217	1.182	1.307	1.255	1.282	1.282	1.253	3.32
12)	1,4-Dichlorobe...	1.303	1.270	1.255	1.200	1.337	1.308	1.310	1.321	1.288	3.45
14)	T 1,2-Dichlorobe...	1.219	1.180	1.168	1.105	1.253	1.232	1.206	1.313	1.210	5.12
15)	p 2-Methylphenol...	0.971	0.943	0.959	0.907	0.991	0.990	0.998	0.841	0.950	5.61
16)	T Bis(2-chlorois...	0.748	0.689	0.704	0.648	0.756	0.733	0.728		0.715	5.30
17)	p N-Nitrosodi-n-...	1.049	1.020	1.038	0.937	1.099	1.123	1.069		1.048	5.79
18)	p 3&4-Methylphen...	1.387	1.323	1.414	1.317	1.521	1.489	1.455		1.415	5.56
19)	p Acetophenone	1.777	1.764	1.807	1.628	1.918	1.893	1.840		1.804	5.33
20)	p Hexachloroethane	0.579	0.537	0.545	0.514	0.576	0.568	0.572	0.501	0.549	5.45
21)	SURR% Nitrobenzene-d5	1.514	1.454	1.593	1.378	1.584	1.616	1.562		1.529	5.63
22)	p Nitrobenzene	1.616	1.562	1.625	1.465	1.685	1.658	1.633	1.571	1.602	4.28
23)	ISTDNaphthalene-d8	----------	ISTD	----------							
24)	p Isophorone	0.720	0.723	0.708	0.631	0.565	0.657	0.614		0.660	9.12
25)	p 2-Nitrophenol	0.099	0.105	0.104	0.094	0.081	0.096	0.089	0.095	0.095#	8.27
26)	p 2,4-Dimethylph...	0.332	0.335	0.320	0.312	0.274	0.315	0.303	0.373	0.321	8.92
27)	p Bis(2-chloroet...	0.374	0.344	0.343	0.326	0.284	0.331	0.313		0.331	8.52
28)	T Benzoic Acid	0.235	0.255	0.268	0.251	0.222	0.261	0.247		0.248	6.25
29)	p 2,4-Dichloroph...	0.276	0.257	0.251	0.239	0.210	0.245	0.229	0.246	0.244	7.97
30)	T 1,2,4-Trichlor...	0.327	0.302	0.296	0.282	0.243	0.281	0.270		0.286	9.22
33)	p Naphthalene	0.890	0.837	0.810	0.782	0.692	0.783	0.747		0.791	8.04
34)	p 4-Chloroaniline	0.137	0.154	0.151	0.133	0.119	0.140	0.132	0.113	0.135	10.50
36)	p Hexachlorobuta...	0.223	0.229	0.213	0.199	0.171	0.199	0.188	0.256	0.210	12.67
37)	p 4-Chloro-3-met...	0.288	0.290	0.280	0.265	0.237	0.270	0.254	0.266	0.269	6.66
38)	p 2-Methylnaphth...	0.602	0.605	0.599	0.563	0.521	0.579	0.551		0.574	5.41
39)	p Hexachlorocycl...	0.227	0.241	0.258	0.238	0.225	0.252	0.241		0.240	4.96
40)	p 1,2,4,5-Tetrac...	0.359	0.367	0.353	0.334	0.304	0.342	0.324	0.376	0.345	6.97
41)	ISTDAcenaphthene-d10	----------	ISTD	----------							
42)	p 2,4,6-Trichlor...	0.317	0.360	0.366	0.342	0.390	0.390	0.388	0.363	0.365	7.08
43)	p 2,4,5-Trichlor...	0.343	0.378	0.391	0.358	0.405	0.413	0.408	0.326	0.378	8.54
44)	SURR% 2-Fluorobiph...	1.201	1.168	1.206	1.140	1.318	1.273	1.291		1.228	5.42
45)	p 2-Chloronaphth...	0.985	0.942	1.008	0.941	1.087	1.062	1.080		1.015	6.15
46)	p 4-Nitroaniline	0.364	0.382	0.386	0.337	0.384	0.404	0.390		0.378	5.69
48)	p Dimethylphthalate	1.151	1.184	1.199	1.132	1.338	1.308	1.283		1.228	6.62
49)	p 2,6-Dinitrotol...	0.252	0.238	0.263	0.252	0.302	0.295	0.298		0.271	9.68

Method Path : H:\SV2017\CHEM27\METHODS\
Method File : SV_0419.M

50)	p	Acenaphthylene	1.535	1.538	1.559	1.487	1.754	1.690	1.707	1.610	6.47
51)	p	3-Nitroaniline	0.221	0.260	0.284	0.260	0.294	0.295	0.303	0.274	10.48
52)	p	Acenaphthene	0.963	0.945	0.949	0.885	1.061	1.001	1.022	0.975	5.94
53)	P	2,4-Dinitrophenol	0.133	0.161	0.193	0.160	0.215	0.208	0.214	0.183	17.65
54)	p	Dibenzofuran	1.541	1.472	1.552	1.450	1.724	1.665	1.675	1.583	6.72
55)	p	2,4-Dinitrotol...	0.329	0.353	0.383	0.353	0.402	0.400	0.404	0.375	7.95
56)	p	4-Nitrophenol	0.277	0.282	0.298	0.268	0.301	0.302	0.304	0.250 0.285	6.86
58)	p	Diethyl phthalate	1.300	1.201	1.276	1.171	1.414	1.353	1.361	1.297	6.79
59)	p	Fluorene	1.231	1.205	1.263	1.180	1.444	1.355	1.375	1.293	7.63
60)	p	4-Chlorophenyl...	0.641	0.641	0.677	0.637	0.777	0.741	0.743	0.694	8.47
61)	p	2-Nitroaniline	0.335	0.310	0.355	0.316	0.345	0.356	0.359	0.340	5.84
62)	p	4,6-Dinitro-2-...	0.173	0.236	0.250	0.229	0.287	0.280	0.286	0.249	16.59
63)	p	N-Nitrosodiphe...	0.823	0.809	0.823	0.800	0.953	0.899	0.905	0.859	6.92
64)	T	Azobenzene	1.638	1.438	1.525	1.398	1.844	1.842	1.815	1.643	11.79
65)	ISTDPhenanthrene-d10	----------ISTD----------									
66)	SURR%	2,4,6-Tribro...	0.071	0.067	0.070	0.063	0.072	0.072	0.071	0.070	4.74
67)	p	4-Bromophenyl ...	0.200	0.192	0.196	0.186	0.216	0.213	0.210	0.202	5.57
68)	p	Hexachlorobenzene	0.089	0.081	0.080	0.075	0.084	0.085	0.081	0.082#	5.47
69)	p	Pentachlorophenol	0.119	0.128	0.133	0.133	0.155	0.150	0.150	0.138	9.73
70)	T	Pentachloronit...	0.074	0.069	0.073	0.069	0.078	0.079	0.076	0.074	5.30
72)	p	Phenanthrene	0.931	0.851	0.835	0.867	1.002	0.941	0.970	0.914	6.98
73)	p	Anthracene	0.861	0.842	0.866	0.848	0.995	0.951	0.966	0.904	7.09
74)	p	Carbazole	0.811	0.780	0.796	0.804	0.921	0.881	0.909	0.843	6.93
75)	p	Di-n-butylphth...	0.901	0.925	0.999	0.977	1.231	1.143	1.141	1.045	12.05
77)	p	Fluoranthene	0.980	1.008	1.053	1.092	1.227	1.164	1.206	1.104	8.78
78)	p	Benzidine	0.208	0.191	0.239	0.222	0.249	0.343	0.320	0.253	22.55
79)	p	Pyrene	0.980	1.008	1.053	1.092	1.227	1.164	1.206	1.104	8.78
80)	SURR%	Terphenyl-d14	0.718	0.723	0.742	0.754	0.884	0.826	0.856	0.786	8.63
81)	ISTDChrysene-d12	----------ISTD----------									
82)	p	Benzyl butyl p...	0.351	0.381	0.401	0.370	0.464	0.442	0.458	0.410	11.04
83)	p	Bis(2-ethylhex...	0.469	0.536	0.572	0.536	0.687	0.641	0.646	0.439 0.566	15.52
84)	p	Benz(a)anthracene	0.943	0.951	0.992	0.921	1.098	1.056	1.092	1.008	7.31
85)	p	Chrysene	0.930	0.880	0.919	0.866	0.997	0.954	0.984	0.933	5.29
86)	p	Di-n-octylphth...	0.673	0.832	0.935	0.871	1.135	1.046	1.083	0.939	17.23
87)	p	3,3'-dichlorob...	0.307	0.302	0.289	0.267	0.350	0.352	0.361	0.318	11.32
88)	ISTDPerylene-d12	----------ISTD----------									
89)	p	Benzo(b)fluora...	0.826	0.912	0.992	0.926	1.069	1.065	1.039	0.976	9.34
90)	p	Benzo(k)fluora...	0.892	0.975	0.969	0.924	0.984	1.020	1.032	0.971	5.11
91)	p	Benzo(a)pyrene	0.770	0.855	0.913	0.861	1.007	0.989	0.996	0.913	9.80
92)	p	Indeno(1,2,3-c...	0.677	0.796	0.856	0.831	1.014	0.955	0.981	0.873	13.60
93)	p	Dibenz(a,h)ant...	0.782	0.848	0.915	0.888	1.060	1.017	1.029	0.934	11.12
94)	p	Benzo(ghi)pery...	0.870	0.894	0.931	0.900	1.020	1.008	1.033	0.951	7.12

(#,$,@)=Out of Range l=linear lf=linear(0,0) q=Quadratic qf=Quadratic(0,0)

Quantitation Report (QT Reviewed)

Data Path : H:\SV2017\CHEM27\04APR\19\
Data File : 0419_02B.D
Acq On : 19 Apr 2017 10:44 am
Operator :
Client ID : ICAL 30
Lab ID : 30PPM 8270;12T
ALS Vial : 2 Sample Multiplier: 1

Quant Time: Apr 19 11:41:39 2017
Quant Method : H:\SV2017\CHEM27\METHODS\SV_0419.M
Quant Title : Semivolatiles by GC/MS - EPA Method 625/8270
QLast Update : Mon Apr 17 19:47:04 2017
Response via : Initial Calibration

Compound	R.T.	QIon	Response	Conc	Units	Dev(Min)
Internal Standards						
1) 1,4-Dichlorobenzene-d4	3.797	152	204354	40.000	ng	0.00
23) Naphthalene-d8	4.828	136	801221	40.000	ng	0.00
41) Acenaphthene-d10	6.366	164	460703	40.000	ng	0.00
65) Phenanthrene-d10	7.659	188	948020	40.000	ng	0.00
81) Chrysene-d12	10.731	240	1156087	40.000	ng	0.00
88) Perylene-d12	14.097	264	1107457	40.000	ng	0.00
System Monitoring Compounds						
5) % 2-Fluorophenol	2.905	112	141606	27.428	ng	0.00
Spiked Amount 75.000	Range 30 - 130		Recovery =	36.57%		
6) % Phenol-d5	3.519	99	192730	26.875	ng	0.00
Spiked Amount 75.000	Range 30 - 130		Recovery =	35.84%		
21) % Nitrobenzene-d5	4.251	82	211231	25.278	ng	0.00
Spiked Amount 50.000	Range 30 - 130		Recovery =	50.56%		
44) % 2-Fluorobiphenyl	5.763	172	394013	28.895	ng	0.00
Spiked Amount 50.000	Range 30 - 130		Recovery =	57.80%		
66) % 2,4,6-Tribromophenol	7.061	62	44993	23.000	ng	0.00
Spiked Amount 75.000	Range 30 - 130		Recovery =	30.67%		
80) % Terphenyl-d14	9.176	244	535892	29.509	ng	0.00
Spiked Amount 50.000			Recovery =	59.02%		
Target Compounds						Qvalue
2) N-Nitrosodimethylamine	2.189	74	110137	25.669	ng	82
3) Pyridine	2.199	79	187558	27.337	ng	86
7) Phenol	3.524	94	217670	28.837	ng	93
8) Bis(2-chloroethyl)ether	3.599	93	168956	28.882	ng	86
9) Aniline	3.578	93	249041	27.775	ng	98
10) 2-Chlorophenol	3.658	128	152624	26.811	ng	95
11) 1,3-Dichlorobenzene	3.770	146	181218	26.430	ng	95
12) 1,4-Dichlorobenzene	3.808	146	183889	26.450	ng	99
14) 1,2-Dichlorobenzene	3.957	146	169352	26.256	ng	98
15) 2-Methylphenol (o-cresol)	3.984	107	139019	27.584	ng	96
16) Bis(2-chloroisopropyl)...	4.016	45	99275	23.751	ng	94
17) N-Nitrosodi-n-propylamine	4.128	70	143546	26.268	ng	89
18) 3&4-Methylphenol (m&p-...	4.096	107	201867	27.530	ng	98
19) Acetophenone	4.123	105	249491	25.824	ng	97
20) Hexachloroethane	4.197	117	78734	24.982	ng	95
22) Nitrobenzene	4.267	77	224579	26.476	ng	92
24) Isophorone	4.443	82	379222	29.117	ng	98
25) 2-Nitrophenol	4.523	81	56554	25.490	ng	97
26) 2,4-Dimethylphenol	4.534	107	187492	27.811	ng	95
27) Bis(2-chloroethoxy)met...	4.620	93	196016	30.774	ng	97
28) Benzoic Acid	4.614	105	151116	29.925	ng	97
29) 2,4-Dichlorophenol	4.710	162	143728	27.903	ng	98
30) 1,2,4-Trichlorobenzene	4.790	180	169598	29.475	ng	98
33) Naphthalene	4.849	128	469801	30.198	ng	98
34) 4-Chloroaniline	4.903	65	79663	28.110	ng	99
36) Hexachlorobutadiene	4.988	225	119478	29.398	ng	96
37) 4-Chloro-3-methylphenol	5.303	107	159147	29.668	ng	96
38) 2-Methylnaphthalene	5.432	142	338279	29.372	ng	98
39) Hexachlorocyclopentadiene	5.624	237	142992	27.096	ng	96
40) 1,2,4,5-Tetrachloroben...	5.613	216	200431	29.250	ng	96
42) 2,4,6-Trichlorophenol	5.699	196	118112	27.310	ng	98
43) 2,4,5-Trichlorophenol	5.731	196	123768	27.596	ng	93
45) 2-Chloronaphthalene	5.859	162	325045	27.056	ng	98
46) 4-Nitroaniline	5.971	65	116577	26.550	ng	97
48) Dimethylphthalate	6.142	163	391015	27.636	ng	98
49) 2,6-Dinitrotoluene	6.212	165	87116	27.260	ng	97
50) Acenaphthylene	6.228	152	513728	29.269	ng	99
51) 3-Nitroaniline	6.340	138	89877	29.605	ng	96
52) Acenaphthene	6.393	154	305910	28.627	ng	97
53) 2,4-Dinitrophenol	6.420	184	55339	26.164	ng	94

Quantitation Report (QT Reviewed)

Data Path : H:\SV2017\CHEM27\04APR\19\
Data File : 0419_02B.D
Acq On : 19 Apr 2017 10:44 am
Operator :
Client ID : ICAL 30
Lab ID : 30PPM 8270;12T
ALS Vial : 2 Sample Multiplier: 1

Quant Time: Apr 19 11:41:39 2017
Quant Method : H:\SV2017\CHEM27\METHODS\SV_0419.M
Quant Title : Semivolatiles by GC/MS - EPA Method 625/8270
QLast Update : Mon Apr 17 19:47:04 2017
Response via : Initial Calibration

Compound	R.T.	QIon	Response	Conc	Units	Dev(Min)
54) Dibenzofuran	6.527	168	501070	28.567	ng	96
55) 2,4-Dinitrotoluene	6.553	165	121802	28.387	ng	95
56) 4-Nitrophenol	6.463	65	92741	26.875	ng	98
58) Diethyl phthalate	6.756	149	404759	27.198	ng	98
59) Fluorene	6.831	166	407843	28.297	ng	97
60) 4-Chlorophenyl phenyl ...	6.821	204	220203	28.443	ng	93
61) 2-Nitroaniline	6.885	108	109315	26.349	ng	96
62) 4,6-Dinitro-2-methylph...	6.911	198	79262	27.112	ng	97
63) N-Nitrosodiphenylamine	6.933	169	276391	29.449	ng	98
64) Azobenzene	6.954	77	483219	26.309	ng	98
67) 4-Bromophenyl phenyl e...	7.248	248	132455	28.095	ng	93
68) Hexachlorobenzene	7.387	142	53241	23.807	ng	83
69) Pentachlorophenol	7.542	266	94285	29.432	ng	98
70) Pentachloronitrobenzene	7.617	214	49146	25.511	ng	94
72) Phenanthrene	7.681	178	616720	26.986	ng	99
73) Anthracene	7.718	178	602819	26.662	ng	98
74) Carbazole	7.857	167	571778	27.254	ng	100
75) Di-n-butylphthalate	8.177	149	694980	25.324	ng	98
77) Fluoranthene	8.776	202	776163	28.450	ng	98
78) Benzidine	8.904	184	158138	24.068	ng	99
79) Pyrene	8.776	202	776163	28.450	ng	98
82) Benzyl butyl phthalate	9.828	149	321183	24.315	ng	98
83) Bis(2-ethylhexyl)phtha...	10.811	149	464476	25.121	ng	99
84) Benz(a)anthracene	10.694	228	798897	26.834	ng	98
85) Chrysene	10.774	228	750629	27.939	ng	99
86) Di-n-octylphthalate	12.163	149	755334	24.658	ng	99
87) 3,3'-dichlorobenzidine	10.683	252	231861	23.949	ng	99
89) Benzo(b)fluoranthene	13.060	252	769382	25.042	ng	97
90) Benzo(k)fluoranthene	13.119	252	767191	25.815	ng	98
91) Benzo(a)pyrene	13.915	252	715230	24.526	ng	98
92) Indeno(1,2,3-cd)pyrene	16.549	276	690231	24.964	ng	97
93) Dibenz(a,h)anthracene	16.591	278	737577	26.134	ng	98
94) Benzo(ghi)perylene	16.949	276	747611	26.143	ng	99

(#)out of range (m)manual integration reviewed by analyst (+)signals summed

Quantitation Report (QT Reviewed)

Data Path : H:\SV2017\CHEM27\04APR\19\
Data File : 0419_02B.D
Acq On : 19 Apr 2017 10:44 am
Operator :
Client ID : ICAL 30
Lab ID : 30PPM 8270;12T
ALS Vial : 2 Sample Multiplier: 1

Quant Time: Apr 19 11:41:39 2017
Quant Method : H:\SV2017\CHEM27\METHODS\SV_0419.M
Quant Title : Semivolatiles by GC/MS - EPA Method 625/8270
QLast Update : Mon Apr 17 19:47:04 2017
Response via : Initial Calibration



Quantitation Report (QT Reviewed)

Data Path : H:\SV2017\CHEM27\04APR\19\
Data File : 0419_03.D
Acq On : 19 Apr 2017 11:34 am
Operator :
Client ID : ICAL 100
Lab ID : 100PPM 8270;
ALS Vial : 3 Sample Multiplier: 1

Quant Time: Apr 19 11:53:17 2017
Quant Method : H:\SV2017\CHEM27\METHODS\SV_0419.M
Quant Title : Semivolatiles by GC/MS - EPA Method 625/8270
QLast Update : Wed Apr 19 11:42:05 2017
Response via : Initial Calibration

Compound	R.T.	QIon	Response	Conc	Units		Dev(Min)
Internal Standards							
1) 1,4-Dichlorobenzene-d4	3.802	152	202029	40.000	ng		0.00
23) Naphthalene-d8	4.838	136	1069409	40.000	ng		0.01
41) Acenaphthene-d10	6.372	164	494693	40.000	ng		0.00
65) Phenanthrene-d10	7.670	188	1051987	40.000	ng		0.01
81) Chrysene-d12	10.758	240	1206857	40.000	ng		0.03
88) Perylene-d12	14.129	264	1109688	40.000	ng		0.03
System Monitoring Compounds							
5) % 2-Fluorophenol	2.905	112	524863	112.475	ng		0.00
Spiked Amount 75.000	Range 30 - 130		Recovery = 149.96%#				
6) % Phenol-d5	3.530	99	749547	118.016	ng		0.01
Spiked Amount 75.000	Range 30 - 130		Recovery = 157.36%#				
21) % Nitrobenzene-d5	4.262	82	800215	114.958	ng		0.01
Spiked Amount 50.000	Range 30 - 130		Recovery = 229.92%#				
44) % 2-Fluorobiphenyl	5.773	172	1629467	115.542	ng		0.01
Spiked Amount 50.000	Range 30 - 130		Recovery = 231.08%#				
66) % 2,4,6-Tribromophenol	7.077	62	189108	113.630	ng		0.02
Spiked Amount 75.000	Range 30 - 130		Recovery = 151.51%#				
80) % Terphenyl-d14	9.192	244	2323941	117.240	ng		0.02
Spiked Amount 50.000			Recovery = 234.48%				
Target Compounds							Qvalue
2) N-Nitrosodimethylamine	2.194	74	389680	107.366	ng		98
3) Pyridine	2.199	79	661296	106.992	ng		98
7) Phenol	3.540	94	823394	114.789	ng		99
8) Bis(2-chloroethyl)ether	3.610	93	632561	113.611	ng		97
9) Aniline	3.583	93	918639	111.935	ng		100
10) 2-Chlorophenol	3.669	128	562434	111.825	ng		99
11) 1,3-Dichlorobenzene	3.775	146	660203	110.552	ng		99
12) 1,4-Dichlorobenzene	3.813	146	675092	111.403	ng		98
14) 1,2-Dichlorobenzene	3.962	146	632948	113.414	ng		99
15) 2-Methylphenol (o-cresol)	3.994	107	500710	109.296	ng		99
16) Bis(2-chloroisopropyl)...	4.026	45	381845	116.718	ng		97
17) N-Nitrosodi-n-propylamine	4.149	70	555274	117.383	ng		98
18) 3&4-Methylphenol (m&p-...	4.112	107	768233	115.483	ng	#	35
19) Acetophenone	4.133	105	968514	117.799	ng	#	75
20) Hexachloroethane	4.203	117	290753	112.061	ng		99
22) Nitrobenzene	4.278	77	851051	114.995	ng		99
24) Isophorone	4.459	82	1511208	89.570	ng		99
25) 2-Nitrophenol	4.534	81	216194	85.923	ng		98
26) 2,4-Dimethylphenol	4.545	107	731220	87.659	ng		97
27) Bis(2-chloroethoxy)met...	4.630	93	758475	86.972	ng		99
28) Benzoic Acid	4.673	105	594684m	88.452	ng		
29) 2,4-Dichlorophenol	4.721	162	560305	87.622	ng		98
30) 1,2,4-Trichlorobenzene	4.801	180	650116	86.159	ng		99
33) Naphthalene	4.860	128	1849046	88.463	ng		98
34) 4-Chloroaniline	4.913	65	317849	89.680	ng		99
36) Hexachlorobutadiene	4.999	225	457996	86.160	ng		97
37) 4-Chloro-3-methylphenol	5.319	107	633080	89.411	ng		98
38) 2-Methylnaphthalene	5.442	142	1393528	92.591	ng		99
39) Hexachlorocyclopentadiene	5.634	237	602105	94.643	ng		99
40) 1,2,4,5-Tetrachloroben...	5.624	216	812626	91.129	ng		99
42) 2,4,6-Trichlorophenol	5.709	196	482711	114.183	ng		98
43) 2,4,5-Trichlorophenol	5.747	196	500322	112.940	ng		96
45) 2-Chloronaphthalene	5.870	162	1344759	115.587	ng		100
46) 4-Nitroaniline	5.987	65	474298	113.670	ng		98
48) Dimethylphthalate	6.158	163	1654350	118.206	ng		99
49) 2,6-Dinitrotoluene	6.227	165	373255	119.706	ng		92
50) Acenaphthylene	6.244	152	2169240	117.973	ng		99
51) 3-Nitroaniline	6.356	138	363162	112.891	ng		96
52) Acenaphthene	6.404	154	1312567	119.877	ng		98
53) 2,4-Dinitrophenol	6.436	184	266501	134.547	ng		99

Quantitation Report (QT Reviewed)

Data Path : H:\SV2017\CHEM27\04APR\19\
Data File : 0419_03.D
Acq On : 19 Apr 2017 11:34 am
Operator :
Client ID : ICAL 100
Lab ID : 100PPM 8270;
ALS Vial : 3 Sample Multiplier: 1

Quant Time: Apr 19 11:53:17 2017
Quant Method : H:\SV2017\CHEM27\METHODS\SV_0419.M
Quant Title : Semivolatiles by GC/MS - EPA Method 625/8270
QLast Update : Wed Apr 19 11:42:05 2017
Response via : Initial Calibration

Compound	R.T.	QIon	Response	Conc	Units	Dev(Min)
54) Dibenzofuran	6.543	168	2132726	118.917	ng	97
55) 2,4-Dinitrotoluene	6.575	165	497501	114.116	ng	96
56) 4-Nitrophenol	6.484	65	372323	112.164	ng	97
58) Diethyl phthalate	6.772	149	1749056	120.730	ng	99
59) Fluorene	6.842	166	1785895	122.340	ng	99
60) 4-Chlorophenyl phenyl ...	6.831	204	960789	121.902	ng	98
61) 2-Nitroaniline	6.911	108	426269	108.946	ng	99
62) 4,6-Dinitro-2-methylph...	6.933	198	355298	125.237	ng	98
63) N-Nitrosodiphenylamine	6.949	169	1179168	119.195	ng	99
64) Azobenzene	6.970	77	2280490	131.853	ng	95
67) 4-Bromophenyl phenyl e...	7.259	248	568825	116.102	ng	99
68) Hexachlorobenzene	7.403	142	222112	112.786	ng	96
69) Pentachlorophenol	7.558	266	407677	116.897	ng	99
70) Pentachloronitrobenzene	7.632	214	204520	112.506	ng	99
72) Phenanthrene	7.697	178	2636140	115.560	ng	99
73) Anthracene	7.734	178	2617346	117.382	ng	99
74) Carbazole	7.873	167	2422599	114.547	ng	99
75) Di-n-butylphthalate	8.188	149	3236336	125.895	ng	99
77) Fluoranthene	8.792	202	3228284	112.447	ng	99
78) Benzidine	8.915	184	653859	111.783	ng	98
79) Pyrene	8.792	202	3228284	112.447	ng	99
82) Benzyl butyl phthalate	9.850	149	1400995	125.355	ng	99
83) Bis(2-ethylhexyl)phtha...	10.832	149	2072953	128.257	ng	98
84) Benz(a)anthracene	10.726	228	3311392	119.118	ng	100
85) Chrysene	10.811	228	3006681	115.111	ng	99
86) Di-n-octylphthalate	12.195	149	3424605	130.295	ng	100
87) 3,3'-dichlorobenzidine	10.715	252	1056291	130.922	ng	100
89) Benzo(b)fluoranthene	13.114	252	2964357	115.355	ng	100
90) Benzo(k)fluoranthene	13.183	252	2729817	106.531	ng	98
91) Benzo(a)pyrene	13.984	252	2792650	116.901	ng	99
92) Indeno(1,2,3-cd)pyrene	16.591	276	2814227	122.071	ng	99
93) Dibenz(a,h)anthracene	16.634	278	2940788	119.372	ng	99
94) Benzo(ghi)perylene	17.003	276	2830297	113.345	ng	99

(#)out of range (m)manual integration reviewed by analyst (+)signals summed

Quantitation Report (QT Reviewed)

Data Path : H:\SV2017\CHEM27\04APR\19\
Data File : 0419_03.D
Acq On : 19 Apr 2017 11:34 am
Operator :
Client ID : ICAL 100
Lab ID : 100PPM 8270;
ALS Vial : 3 Sample Multiplier: 1

Quant Time: Apr 19 11:53:17 2017
Quant Method : H:\SV2017\CHEM27\METHODS\SV_0419.M
Quant Title : Semivolatiles by GC/MS - EPA Method 625/8270
QLast Update : Wed Apr 19 11:42:05 2017
Response via : Initial Calibration

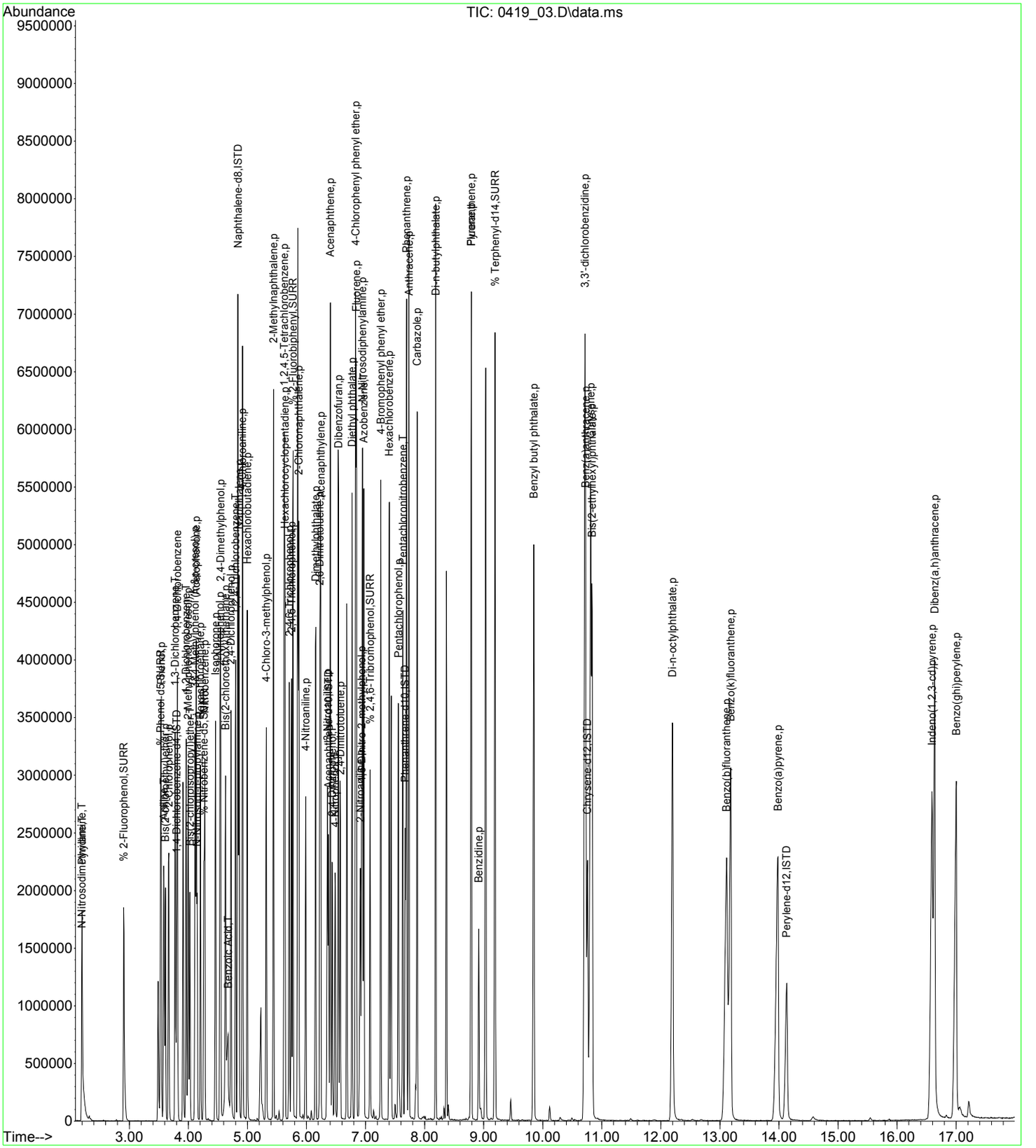

Quantitation Report (QT Reviewed)

Data Path : H:\SV2017\CHEM27\04APR\19\
Data File : 0419_04.D
Acq On : 19 Apr 2017 11:56 am
Operator :
Client ID : ICAL 70
Lab ID : 70PPM 8270;
ALS Vial : 4 Sample Multiplier: 1

Quant Time: Apr 19 12:37:16 2017
Quant Method : H:\SV2017\CHEM27\METHODS\SV_0419.M
Quant Title : Semivolatiles by GC/MS - EPA Method 625/8270
QLast Update : Wed Apr 19 11:53:26 2017
Response via : Initial Calibration

Compound	R.T.	QIon	Response	Conc	Units		Dev(Min)
Internal Standards							
1) 1,4-Dichlorobenzene-d4	3.797	152	190729	40.000	ng		0.00
23) Naphthalene-d8	4.833	136	876854	40.000	ng		0.00
41) Acenaphthene-d10	6.366	164	428299	40.000	ng		0.00
65) Phenanthrene-d10	7.664	188	904101	40.000	ng		0.00
81) Chrysene-d12	10.736	240	1029449	40.000	ng		0.00
88) Perylene-d12	14.102	264	973352	40.000	ng		0.00
System Monitoring Compounds							
5) % 2-Fluorophenol	2.905	112	339910	72.626	ng		0.00
Spiked Amount 75.000	Range 30 - 130		Recovery = 96.84%				
6) % Phenol-d5	3.524	99	481215	73.624	ng		0.00
Spiked Amount 75.000	Range 30 - 130		Recovery = 98.16%				
21) % Nitrobenzene-d5	4.256	82	521447	73.827	ng		0.00
Spiked Amount 50.000	Range 30 - 130		Recovery = 147.66%#				
44) % 2-Fluorobiphenyl	5.763	172	967956	73.559	ng		0.00
Spiked Amount 50.000	Range 30 - 130		Recovery = 147.12%#				
66) % 2,4,6-Tribromophenol	7.066	62	113088	74.022	ng		0.00
Spiked Amount 75.000	Range 30 - 130		Recovery = 98.69%				
80) % Terphenyl-d14	9.176	244	1353992	73.173	ng		0.00
Spiked Amount 50.000			Recovery = 146.34%				
Target Compounds							Qvalue
2) N-Nitrosodimethylamine	2.189	74	248299	69.891	ng		95
3) Pyridine	2.199	79	429059	71.047	ng		96
7) Phenol	3.530	94	532465	73.215	ng		99
8) Bis(2-chloroethyl)ether	3.604	93	386210	68.793	ng		93
9) Aniline	3.578	93	618830	75.373	ng		99
10) 2-Chlorophenol	3.663	128	371916	73.954	ng		99
11) 1,3-Dichlorobenzene	3.770	146	427920	72.097	ng		96
12) 1,4-Dichlorobenzene	3.807	146	437321	72.319	ng		98
14) 1,2-Dichlorobenzene	3.957	146	402570	71.605	ng		99
15) 2-Methylphenol (o-cresol)	3.989	107	333274	73.635	ng		99
16) Bis(2-chloroisopropyl)...	4.016	45	242901	72.579	ng		97
17) N-Nitrosodi-n-propylamine	4.139	70	356841	73.515	ng		99
18) 3&4-Methylphenol (m&p-...	4.101	107	485594	71.765	ng	#	34
19) Acetophenone	4.123	105	614050	72.646	ng	#	74
20) Hexachloroethane	4.197	117	191067	73.567	ng		98
22) Nitrobenzene	4.267	77	544953	72.557	ng		99
24) Isophorone	4.448	82	942867	71.906	ng		100
25) 2-Nitrophenol	4.529	81	136955	71.410	ng		96
26) 2,4-Dimethylphenol	4.534	107	465646	72.557	ng		100
27) Bis(2-chloroethoxy)met...	4.619	93	480890	71.937	ng		99
28) Benzoic Acid	4.646	105	379155	72.993	ng		96
29) 2,4-Dichlorophenol	4.716	162	351175	71.396	ng		98
30) 1,2,4-Trichlorobenzene	4.796	180	413779	71.852	ng		99
33) Naphthalene	4.849	128	1145843	70.951	ng		99
34) 4-Chloroaniline	4.908	65	202403	73.437	ng		99
36) Hexachlorobutadiene	4.988	225	288023	70.995	ng		99
37) 4-Chloro-3-methylphenol	5.309	107	389439	70.829	ng		99
38) 2-Methylnaphthalene	5.431	142	845565	71.156	ng		99
39) Hexachlorocyclopentadiene	5.629	237	369801	72.844	ng		98
40) 1,2,4,5-Tetrachloroben...	5.613	216	496741	71.091	ng		99
42) 2,4,6-Trichlorophenol	5.699	196	291083	74.262	ng		97
43) 2,4,5-Trichlorophenol	5.736	196	305447	74.799	ng		97
45) 2-Chloronaphthalene	5.859	162	809488	74.554	ng		100
46) 4-Nitroaniline	5.976	65	292015	75.661	ng		98
48) Dimethylphthalate	6.147	163	961702	72.745	ng		99
49) 2,6-Dinitrotoluene	6.217	165	223375	75.322	ng		92
50) Acenaphthylene	6.233	152	1279478	73.743	ng		99
51) 3-Nitroaniline	6.345	138	227145	76.617	ng		96
52) Acenaphthene	6.393	154	765991	73.498	ng		98
53) 2,4-Dinitrophenol	6.425	184	160558	79.835	ng		97

Quantitation Report (QT Reviewed)

Data Path : H:\SV2017\CHEM27\04APR\19\
Data File : 0419_04.D
Acq On : 19 Apr 2017 11:56 am
Operator :
Client ID : ICAL 70
Lab ID : 70PPM 8270;
ALS Vial : 4 Sample Multiplier: 1

Quant Time: Apr 19 12:37:16 2017
Quant Method : H:\SV2017\CHEM27\METHODS\SV_0419.M
Quant Title : Semivolatiles by GC/MS - EPA Method 625/8270
QLast Update : Wed Apr 19 11:53:26 2017
Response via : Initial Calibration

Compound	R.T.	QIon	Response	Conc	Units	Dev(Min)
54) Dibenzofuran	6.532	168	1255738	73.883	ng	98
55) 2,4-Dinitrotoluene	6.559	165	302570	74.877	ng	99
56) 4-Nitrophenol	6.473	65	228039	74.798	ng	97
58) Diethyl phthalate	6.762	149	1020449	73.716	ng	99
59) Fluorene	6.836	166	1030586	73.350	ng	99
60) 4-Chlorophenyl phenyl ...	6.820	204	556711	73.531	ng	99
61) 2-Nitroaniline	6.895	108	269294	76.092	ng	97
62) 4,6-Dinitro-2-methylph...	6.922	198	214737	77.629	ng	98
63) N-Nitrosodiphenylamine	6.938	169	677978	72.225	ng	99
64) Azobenzene	6.959	77	1360309	78.362	ng	94
67) 4-Bromophenyl phenyl e...	7.248	248	332469	73.076	ng	98
68) Hexachlorobenzene	7.392	142	127474	70.792	ng	94
69) Pentachlorophenol	7.547	266	236706	72.823	ng	97
70) Pentachloronitrobenzene	7.622	214	120459	72.566	ng	99
72) Phenanthrene	7.686	178	1535133	72.651	ng	99
73) Anthracene	7.723	178	1527640	73.344	ng	99
74) Carbazole	7.862	167	1437482	73.723	ng	100
75) Di-n-butylphthalate	8.177	149	1805584	72.359	ng	99
77) Fluoranthene	8.781	202	1907734	72.789	ng	100
78) Benzidine	8.904	184	506233	95.099	ng	98
79) Pyrene	8.781	202	1907734	72.789	ng	100
82) Benzyl butyl phthalate	9.833	149	825290	76.829	ng	100
83) Bis(2-ethylhexyl)phtha...	10.816	149	1163433	73.942	ng	98
84) Benz(a)anthracene	10.704	228	1966745	75.704	ng	99
85) Chrysene	10.790	228	1773549	74.010	ng	99
86) Di-n-octylphthalate	12.168	149	1950743	75.564	ng	99
87) 3,3'-dichlorobenzidine	10.694	252	650693	81.888	ng	100
89) Benzo(b)fluoranthene	13.076	252	1770484	72.946	ng	99
90) Benzo(k)fluoranthene	13.146	252	1757220	75.709	ng	99
91) Benzo(a)pyrene	13.942	252	1696174	74.640	ng	99
92) Indeno(1,2,3-cd)pyrene	16.570	276	1670217	74.387	ng	97
93) Dibenz(a,h)anthracene	16.613	278	1752893	73.956	ng	99
94) Benzo(ghi)perylene	16.971	276	1758980	75.285	ng	99

(#)out of range (m)manual integration reviewed by analyst (+)signals summed

Quantitation Report (QT Reviewed)

Data Path : H:\SV2017\CHEM27\04APR\19\
Data File : 0419_04.D
Acq On : 19 Apr 2017 11:56 am
Operator :
Client ID : ICAL 70
Lab ID : 70PPM 8270;
ALS Vial : 4 Sample Multiplier: 1

Quant Time: Apr 19 12:37:16 2017
Quant Method : H:\SV2017\CHEM27\METHODS\SV_0419.M
Quant Title : Semivolatiles by GC/MS - EPA Method 625/8270
QLast Update : Wed Apr 19 11:53:26 2017
Response via : Initial Calibration

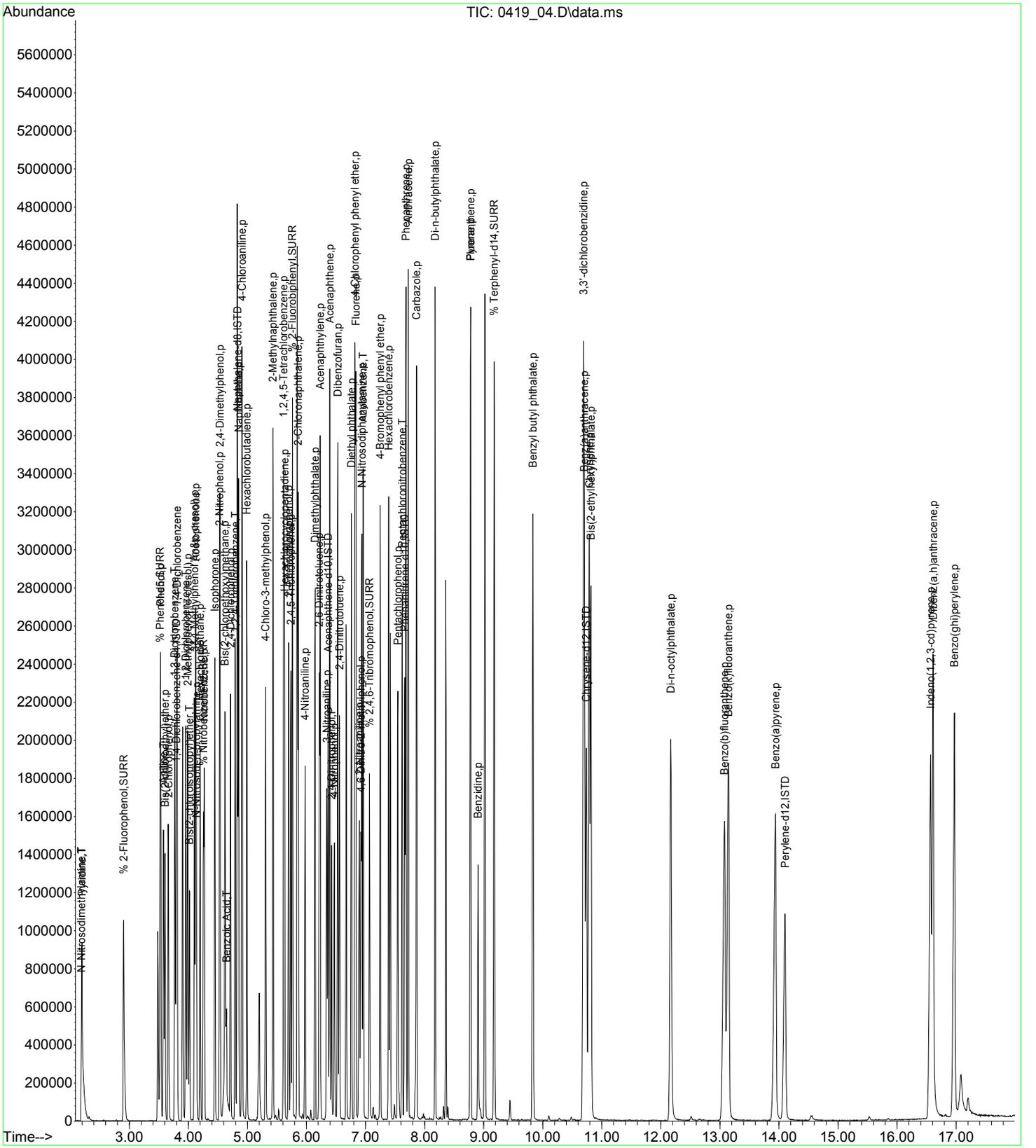

Quantitation Report (QT Reviewed)

Data Path : H:\SV2017\CHEM27\04APR\19\
Data File : 0419_05.D
Acq On : 19 Apr 2017 12:18 pm
Operator :
Client ID : ICAL 50
Lab ID : 50PPM 8270;
ALS Vial : 5 Sample Multiplier: 1

Quant Time: Apr 19 12:37:33 2017
Quant Method : H:\SV2017\CHEM27\METHODS\SV_0419.M
Quant Title : Semivolatiles by GC/MS - EPA Method 625/8270
QLast Update : Wed Apr 19 12:37:30 2017
Response via : Initial Calibration

Compound	R.T.	QIon	Response	Conc	Units		Dev(Min)
Internal Standards							
1) 1,4-Dichlorobenzene-d4	3.797	152	190623	40.000	ng		0.00
23) Naphthalene-d8	4.828	136	853711	40.000	ng		0.00
41) Acenaphthene-d10	6.367	164	450333	40.000	ng		0.00
65) Phenanthrene-d10	7.659	188	952140	40.000	ng		0.00
81) Chrysene-d12	10.731	240	1068775	40.000	ng		0.00
88) Perylene-d12	14.097	264	977596	40.000	ng		0.00
System Monitoring Compounds							
5) % 2-Fluorophenol	2.905	112	239620	50.594	ng		0.00
Spiked Amount 75.000	Range 30 - 130		Recovery = 67.45%				
6) % Phenol-d5	3.519	99	340478	51.237	ng		0.00
Spiked Amount 75.000	Range 30 - 130		Recovery = 68.32%				
21) % Nitrobenzene-d5	4.251	82	385030	53.567	ng		0.00
Spiked Amount 50.000	Range 30 - 130		Recovery = 107.14%				
44) % 2-Fluorobiphenyl	5.763	172	716753	50.941	ng		0.00
Spiked Amount 50.000	Range 30 - 130		Recovery = 101.88%				
66) % 2,4,6-Tribromophenol	7.061	62	85381	52.069	ng		0.00
Spiked Amount 75.000	Range 30 - 130		Recovery = 69.43%				
80) % Terphenyl-d14	9.177	244	983320	49.709	ng		0.00
Spiked Amount 50.000			Recovery = 99.42%				
Target Compounds							Qvalue
2) N-Nitrosodimethylamine	2.189	74	182248	51.354	ng		94
3) Pyridine	2.200	79	306677	50.558	ng		96
7) Phenol	3.530	94	370209	50.165	ng		97
8) Bis(2-chloroethyl)ether	3.605	93	259962	46.599	ng		87
9) Aniline	3.578	93	472718	56.172	ng		97
10) 2-Chlorophenol	3.658	128	261819	51.128	ng		98
11) 1,3-Dichlorobenzene	3.770	146	298944	49.897	ng		97
12) 1,4-Dichlorobenzene	3.808	146	311639	51.001	ng		99
14) 1,2-Dichlorobenzene	3.957	146	293564	51.849	ng		100
15) 2-Methylphenol (o-cresol)	3.989	107	235838	51.249	ng		98
16) Bis(2-chloroisopropyl)...	4.016	45	174761	51.614	ng		97
17) N-Nitrosodi-n-propylamine	4.133	70	267685	54.270	ng		99
18) 3&4-Methylphenol (m&p-...	4.101	107	354823	52.030	ng	#	34
19) Acetophenone	4.123	105	451027	52.725	ng	#	74
20) Hexachloroethane	4.198	117	135291	51.250	ng		98
22) Nitrobenzene	4.267	77	394950	51.981	ng		98
24) Isophorone	4.443	82	701251	54.435	ng		100
25) 2-Nitrophenol	4.523	81	102537	54.547	ng		97
26) 2,4-Dimethylphenol	4.534	107	336396	53.191	ng		100
27) Bis(2-chloroethoxy)met...	4.620	93	353199	53.772	ng		99
28) Benzoic Acid	4.630	105	278631	54.321	ng		98
29) 2,4-Dichlorophenol	4.710	162	260987	54.139	ng		99
30) 1,2,4-Trichlorobenzene	4.791	180	299740	52.993	ng		99
33) Naphthalene	4.849	128	835221	52.880	ng		99
34) 4-Chloroaniline	4.903	65	149225	54.715	ng		99
36) Hexachlorobutadiene	4.988	225	212432	53.529	ng		97
37) 4-Chloro-3-methylphenol	5.303	107	287954	53.580	ng		98
38) 2-Methylnaphthalene	5.432	142	617385	53.070	ng		99
39) Hexachlorocyclopentadiene	5.624	237	268605	53.618	ng		99
40) 1,2,4,5-Tetrachloroben...	5.613	216	365398	53.434	ng		99
42) 2,4,6-Trichlorophenol	5.699	196	219286	52.149	ng		99
43) 2,4,5-Trichlorophenol	5.731	196	232562	52.954	ng		99
45) 2-Chloronaphthalene	5.859	162	597566	51.232	ng		99
46) 4-Nitroaniline	5.977	65	227342	54.552	ng		97
48) Dimethylphthalate	6.142	163	736502	52.301	ng		99
49) 2,6-Dinitrotoluene	6.217	165	166256	52.001	ng		97
50) Acenaphthylene	6.233	152	951379	51.237	ng		99
51) 3-Nitroaniline	6.340	138	165902	51.596	ng		97
52) Acenaphthene	6.393	154	563435	50.575	ng		99
53) 2,4-Dinitrophenol	6.425	184	116874	52.798	ng		100

Quantitation Report (QT Reviewed)

Data Path : H:\SV2017\CHEM27\04APR\19\
Data File : 0419_05.D
Acq On : 19 Apr 2017 12:18 pm
Operator :
Client ID : ICAL 50
Lab ID : 50PPM 8270;
ALS Vial : 5 Sample Multiplier: 1

Quant Time: Apr 19 12:37:33 2017
Quant Method : H:\SV2017\CHEM27\METHODS\SV_0419.M
Quant Title : Semivolatiles by GC/MS - EPA Method 625/8270
QLast Update : Wed Apr 19 12:37:30 2017
Response via : Initial Calibration

Compound	R.T.	QIon	Response	Conc	Units	Dev(Min)
54) Dibenzofuran	6.527	168	937488	51.507	ng	99
55) 2,4-Dinitrotoluene	6.559	165	225283	51.820	ng	94
56) 4-Nitrophenol	6.468	65	169772	51.779	ng	99
58) Diethyl phthalate	6.757	149	761896	51.435	ng	99
59) Fluorene	6.831	166	762492	50.803	ng	100
60) 4-Chlorophenyl phenyl ...	6.821	204	417357	51.561	ng	99
61) 2-Nitroaniline	6.890	108	200426	52.343	ng	97
62) 4,6-Dinitro-2-methylph...	6.917	198	157480	52.247	ng	98
63) N-Nitrosodiphenylamine	6.933	169	506220	50.751	ng	98
64) Azobenzene	6.960	77	1036654	54.621	ng	95
67) 4-Bromophenyl phenyl e...	7.248	248	253352	52.113	ng	97
68) Hexachlorobenzene	7.387	142	100619	52.860	ng	99
69) Pentachlorophenol	7.542	266	178974	51.590	ng	99
70) Pentachloronitrobenzene	7.617	214	93913	53.071	ng	99
72) Phenanthrene	7.681	178	1120427	49.722	ng	99
73) Anthracene	7.718	178	1132189	50.806	ng	99
74) Carbazole	7.862	167	1047955	50.145	ng	99
75) Di-n-butylphthalate	8.178	149	1360714	51.204	ng	99
77) Fluoranthene	8.776	202	1384822	49.514	ng	99
78) Benzidine	8.904	184	407929	64.997	ng	99
79) Pyrene	8.776	202	1384822	49.514	ng	99
82) Benzyl butyl phthalate	9.828	149	589910	51.230	ng	99
83) Bis(2-ethylhexyl)phtha...	10.811	149	856176	51.446	ng	97
84) Benz(a)anthracene	10.694	228	1410926	50.928	ng	100
85) Chrysene	10.779	228	1274148	50.254	ng	100
86) Di-n-octylphthalate	12.163	149	1396844	50.772	ng	99
87) 3,3'-dichlorobenzidine	10.683	252	469676	53.882	ng	100
89) Benzo(b)fluoranthene	13.066	252	1301961	52.671	ng	99
90) Benzo(k)fluoranthene	13.130	252	1246168	52.042	ng	99
91) Benzo(a)pyrene	13.926	252	1208833	51.819	ng	99
92) Indeno(1,2,3-cd)pyrene	16.560	276	1166399	50.664	ng	98
93) Dibenz(a,h)anthracene	16.597	278	1243375	51.266	ng	99
94) Benzo(ghi)perylene	16.960	276	1232071	51.215	ng	100

(#)out of range (m)manual integration reviewed by analyst (+)signals summed

Quantitation Report (QT Reviewed)

Data Path : H:\SV2017\CHEM27\04APR\19\
Data File : 0419_05.D
Acq On : 19 Apr 2017 12:18 pm
Operator :
Client ID : ICAL 50
Lab ID : 50PPM 8270;
ALS Vial : 5 Sample Multiplier: 1

Quant Time: Apr 19 12:37:33 2017
Quant Method : H:\SV2017\CHEM27\METHODS\SV_0419.M
Quant Title : Semivolatiles by GC/MS - EPA Method 625/8270
QLast Update : Wed Apr 19 12:37:30 2017
Response via : Initial Calibration

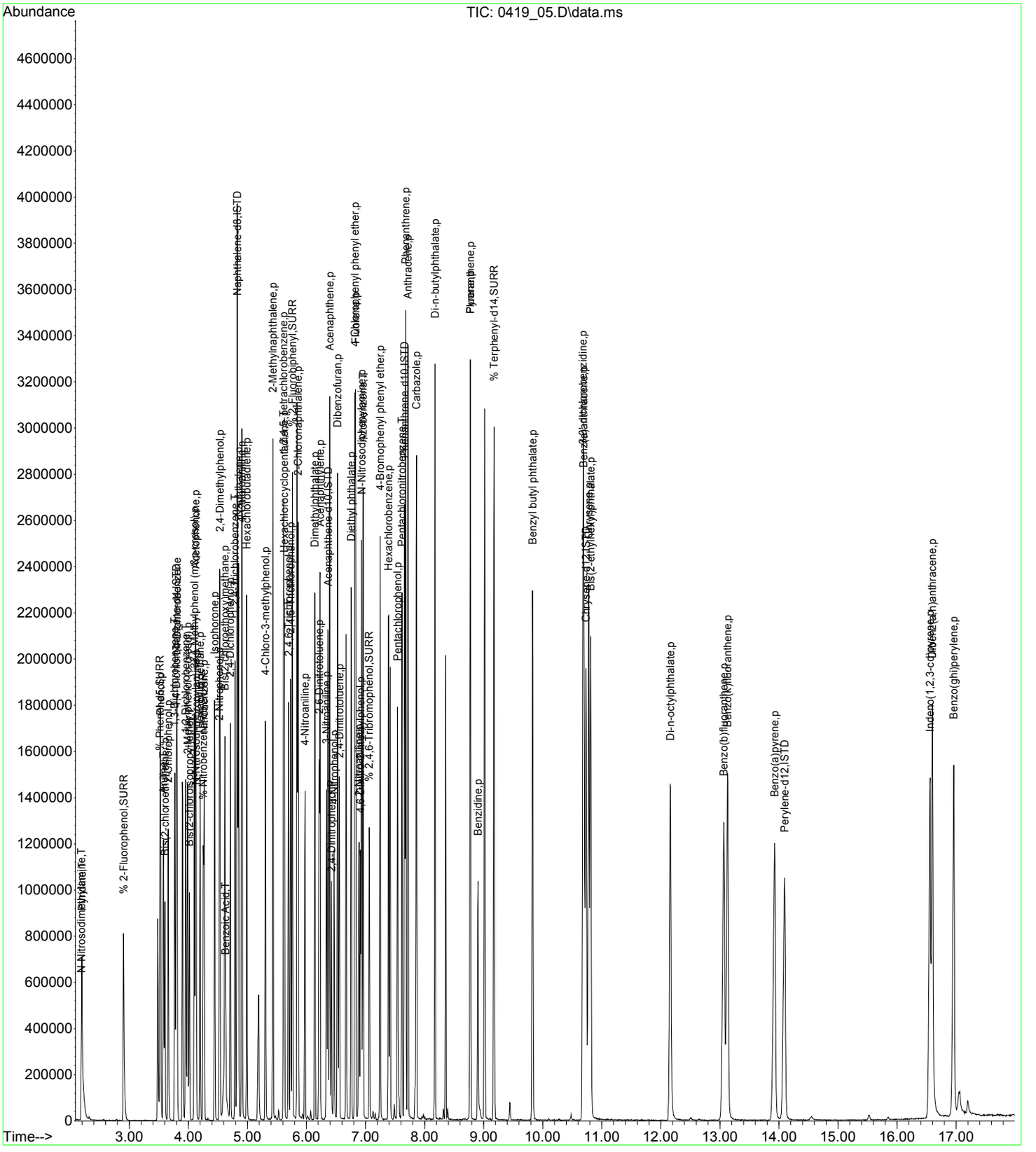

Quantitation Report (QT Reviewed)

Data Path : H:\SV2017\CHEM27\04APR\19\
Data File : 0419_06.D
Acq On : 19 Apr 2017 12:41 pm
Operator :
Client ID : ICAL 20
Lab ID : 20PPM 8270;
ALS Vial : 6 Sample Multiplier: 1

Quant Time: Apr 19 13:04:36 2017
Quant Method : H:\SV2017\CHEM27\METHODS\SV_0419.M
Quant Title : Semivolatiles by GC/MS - EPA Method 625/8270
QLast Update : Wed Apr 19 12:37:47 2017
Response via : Initial Calibration

Compound	R.T.	QIon	Response	Conc	Units	Dev(Min)
Internal Standards						
1) 1,4-Dichlorobenzene-d4	3.791	152	243597	40.000	ng	0.00
23) Naphthalene-d8	4.828	136	986962	40.000	ng	0.00
41) Acenaphthene-d10	6.366	164	570190	40.000	ng	0.00
65) Phenanthrene-d10	7.659	188	1217031	40.000	ng	0.00
81) Chrysene-d12	10.731	240	1305190	40.000	ng	0.00
88) Perylene-d12	14.097	264	1217422	40.000	ng	0.00
System Monitoring Compounds						
5) % 2-Fluorophenol	2.905	112	115110	18.963	ng	0.00
Spiked Amount 75.000	Range 30 - 130		Recovery =	25.28%#		
6) % Phenol-d5	3.514	99	167221	19.571	ng	0.00
Spiked Amount 75.000	Range 30 - 130		Recovery =	26.09%#		
21) % Nitrobenzene-d5	4.251	82	193990	20.750	ng	0.00
Spiked Amount 50.000	Range 30 - 130		Recovery =	41.50%		
44) % 2-Fluorobiphenyl	5.763	172	343914	19.214	ng	0.00
Spiked Amount 50.000	Range 30 - 130		Recovery =	38.42%		
66) % 2,4,6-Tribromophenol	7.061	62	42561	20.098	ng	0.00
Spiked Amount 75.000	Range 30 - 130		Recovery =	26.80%#		
80) % Terphenyl-d14	9.171	244	451231	17.872	ng	0.00
Spiked Amount 50.000			Recovery =	35.74%		
Target Compounds						Qvalue
2) N-Nitrosodimethylamine	2.189	74	89500	19.602	ng	92
3) Pyridine	2.199	79	147747	19.007	ng	96
7) Phenol	3.524	94	180354	19.108	ng	97
8) Bis(2-chloroethyl)ether	3.599	93	141866	20.244	ng	94
9) Aniline	3.572	93	226681	20.447	ng	100
10) 2-Chlorophenol	3.658	128	128543	19.533	ng	97
11) 1,3-Dichlorobenzene	3.770	146	148194	19.366	ng	96
12) 1,4-Dichlorobenzene	3.807	146	152811	19.472	ng	98
14) 1,2-Dichlorobenzene	3.957	146	142220	19.476	ng	99
15) 2-Methylphenol (o-cresol)	3.984	107	116839	19.745	ng	99
16) Bis(2-chloroisopropyl)...	4.016	45	85692	19.646	ng	95
17) N-Nitrosodi-n-propylamine	4.128	70	126434	19.639	ng	98
18) 3&4-Methylphenol (m&p-...	4.096	107	172173	19.558	ng	98
19) Acetophenone	4.117	105	220129	19.866	ng	99
20) Hexachloroethane	4.197	117	66371	19.552	ng	98
22) Nitrobenzene	4.267	77	197899	20.182	ng	98
24) Isophorone	4.443	82	349299	22.945	ng	99
25) 2-Nitrophenol	4.523	81	51203	23.037	ng	98
26) 2,4-Dimethylphenol	4.529	107	157893	21.256	ng	100
27) Bis(2-chloroethoxy)met...	4.614	93	169148	21.862	ng	99
28) Benzoic Acid	4.614	105	132081	21.802	ng	97
29) 2,4-Dichlorophenol	4.710	162	123825	21.768	ng	96
30) 1,2,4-Trichlorobenzene	4.790	180	145878	21.980	ng	97
33) Naphthalene	4.849	128	399773	21.583	ng	99
34) 4-Chloroaniline	4.903	65	74392	23.051	ng	97
36) Hexachlorobutadiene	4.988	225	105191	22.530	ng	97
37) 4-Chloro-3-methylphenol	5.298	107	138387	21.882	ng	99
38) 2-Methylnaphthalene	5.431	142	295794	21.661	ng	98
39) Hexachlorocyclopentadiene	5.624	237	127432	21.612	ng	98
40) 1,2,4,5-Tetrachloroben...	5.613	216	174420	21.690	ng	98
42) 2,4,6-Trichlorophenol	5.693	196	104417	19.403	ng	100
43) 2,4,5-Trichlorophenol	5.731	196	111374	19.737	ng	99
45) 2-Chloronaphthalene	5.859	162	287254	19.332	ng	98
46) 4-Nitroaniline	5.971	65	109980	20.379	ng	95
48) Dimethylphthalate	6.142	163	341890	18.957	ng	100
49) 2,6-Dinitrotoluene	6.211	165	74847	18.306	ng	96
50) Acenaphthylene	6.227	152	444522	18.791	ng	99
51) 3-Nitroaniline	6.334	138	81078	19.757	ng	98
52) Acenaphthene	6.393	154	270445	19.118	ng	97
53) 2,4-Dinitrophenol	6.420	184	54974	19.344	ng	98

Quantitation Report (QT Reviewed)

Data Path : H:\SV2017\CHEM27\04APR\19\
Data File : 0419_06.D
Acq On : 19 Apr 2017 12:41 pm
Operator :
Client ID : ICAL 20
Lab ID : 20PPM 8270;
ALS Vial : 6 Sample Multiplier: 1

Quant Time: Apr 19 13:04:36 2017
Quant Method : H:\SV2017\CHEM27\METHODS\SV_0419.M
Quant Title : Semivolatiles by GC/MS - EPA Method 625/8270
QLast Update : Wed Apr 19 12:37:47 2017
Response via : Initial Calibration

Compound	R.T.	QIon	Response	Conc	Units	Dev(Min)
54) Dibenzofuran	6.527	168	442459	19.056	ng	99
55) 2,4-Dinitrotoluene	6.553	165	109074	19.637	ng	96
56) 4-Nitrophenol	6.462	65	85094	20.317	ng	97
58) Diethyl phthalate	6.756	149	363699	19.254	ng	100
59) Fluorene	6.831	166	359980	18.867	ng	100
60) 4-Chlorophenyl phenyl ...	6.820	204	192994	18.685	ng	98
61) 2-Nitroaniline	6.879	108	101192	20.630	ng	91
62) 4,6-Dinitro-2-methylph...	6.911	198	71386	18.497	ng	97
63) N-Nitrosodiphenylamine	6.927	169	234661	18.511	ng	97
64) Azobenzene	6.954	77	434728	17.682	ng	99
67) 4-Bromophenyl phenyl e...	7.248	248	119462	19.023	ng	99
68) Hexachlorobenzene	7.387	142	48532	19.666	ng	99
69) Pentachlorophenol	7.542	266	81081	18.141	ng	97
70) Pentachloronitrobenzene	7.611	214	44274	19.278	ng	95
72) Phenanthrene	7.680	178	507986	17.661	ng	98
73) Anthracene	7.718	178	526995	18.427	ng	99
74) Carbazole	7.857	167	484659	18.130	ng	99
75) Di-n-butylphthalate	8.172	149	607895	17.789	ng	99
77) Fluoranthene	8.770	202	640639	17.964	ng	99
78) Benzidine	8.899	184	145634	16.888	ng	98
79) Pyrene	8.770	202	640639	17.964	ng	99
82) Benzyl butyl phthalate	9.828	149	261857	18.508	ng	98
83) Bis(2-ethylhexyl)phtha...	10.806	149	373374	18.240	ng	100
84) Benz(a)anthracene	10.688	228	647618	19.053	ng	99
85) Chrysene	10.774	228	599890	19.350	ng	99
86) Di-n-octylphthalate	12.152	149	610086	18.089	ng	100
87) 3,3'-dichlorobenzidine	10.677	252	188825	17.401	ng	100
89) Benzo(b)fluoranthene	13.049	252	604051	19.364	ng	98
90) Benzo(k)fluoranthene	13.114	252	590020	19.586	ng	98
91) Benzo(a)pyrene	13.910	252	555597	18.953	ng	99
92) Indeno(1,2,3-cd)pyrene	16.543	276	521286	18.122	ng	99
93) Dibenz(a,h)anthracene	16.586	278	556714	18.316	ng	97
94) Benzo(ghi)perylene	16.944	276	566934	18.810	ng	99

(#)out of range (m)manual integration reviewed by analyst (+)signals summed

Quantitation Report (QT Reviewed)

Data Path : H:\SV2017\CHEM27\04APR\19\
Data File : 0419_06.D
Acq On : 19 Apr 2017 12:41 pm
Operator :
Client ID : ICAL 20
Lab ID : 20PPM 8270;
ALS Vial : 6 Sample Multiplier: 1

Quant Time: Apr 19 13:04:36 2017
Quant Method : H:\SV2017\CHEM27\METHODS\SV_0419.M
Quant Title : Semivolatiles by GC/MS - EPA Method 625/8270
QLast Update : Wed Apr 19 12:37:47 2017
Response via : Initial Calibration

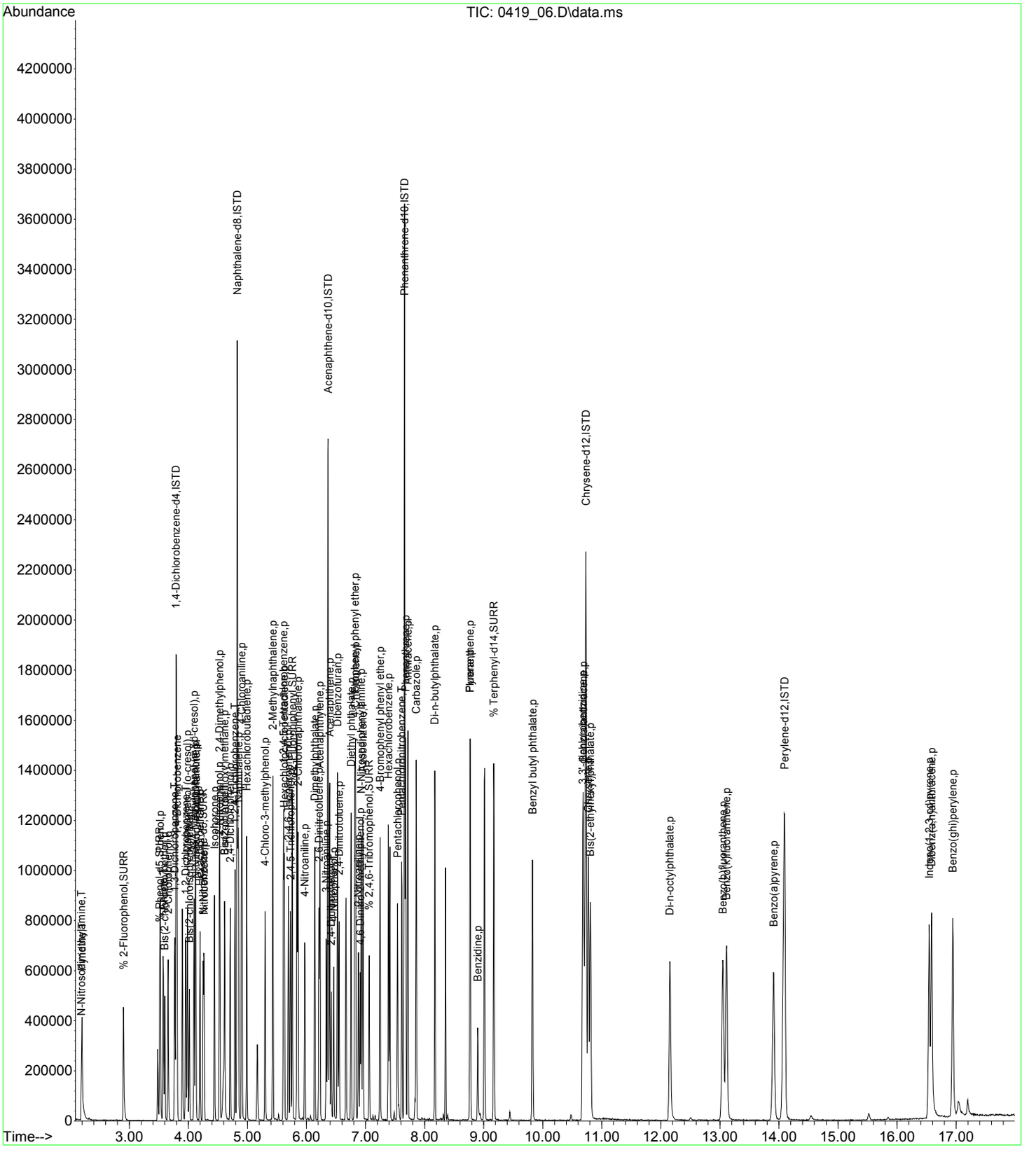

Quantitation Report (QT Reviewed)

Data Path : H:\SV2017\CHEM27\04APR\19\
Data File : 0419_07.D
Acq On : 19 Apr 2017 1:03 pm
Operator :
Client ID : ICAL 10
Lab ID : 10PPM 8270;
ALS Vial : 7 Sample Multiplier: 1

Quant Time: Apr 19 14:05:21 2017
Quant Method : H:\SV2017\CHEM27\METHODS\SV_0419.M
Quant Title : Semivolatiles by GC/MS - EPA Method 625/8270
QLast Update : Wed Apr 19 13:05:03 2017
Response via : Initial Calibration

Compound	R.T.	QIon	Response	Conc	Units	Dev(Min)
Internal Standards						
1) 1,4-Dichlorobenzene-d4	3.792	152	220864	40.000	ng	0.00
23) Naphthalene-d8	4.828	136	842892	40.000	ng	0.00
41) Acenaphthene-d10	6.361	164	503781	40.000	ng	0.00
65) Phenanthrene-d10	7.659	188	1041445	40.000	ng	0.00
81) Chrysene-d12	10.726	240	1122933	40.000	ng	0.00
88) Perylene-d12	14.086	264	1070659	40.000	ng	-0.01
System Monitoring Compounds						
5) % 2-Fluorophenol	2.905	112	55107	10.117	ng	0.00
Spiked Amount 75.000	Range 30 - 130		Recovery =	13.49%#		
6) % Phenol-d5	3.514	99	75954	9.847	ng	0.00
Spiked Amount 75.000	Range 30 - 130		Recovery =	13.13%#		
21) % Nitrobenzene-d5	4.251	82	80276	9.400	ng	0.00
Spiked Amount 50.000	Range 30 - 130		Recovery =	18.80%#		
44) % 2-Fluorobiphenyl	5.758	172	147048	9.372	ng	0.00
Spiked Amount 50.000	Range 30 - 130		Recovery =	18.74%#		
66) % 2,4,6-Tribromophenol	7.056	62	17379	9.581	ng	0.00
Spiked Amount 75.000	Range 30 - 130		Recovery =	12.77%#		
80) % Terphenyl-d14	9.171	244	188200	8.900	ng	0.00
Spiked Amount 50.000			Recovery =	17.80%		
Target Compounds						Qvalue
2) N-Nitrosodimethylamine	2.194	74	40470	9.815	ng	91
3) Pyridine	2.205	79	70328	10.079	ng	95
7) Phenol	3.524	94	79907	9.421	ng	94
8) Bis(2-chloroethyl)ether	3.599	93	63425	9.958	ng	87
9) Aniline	3.573	93	97451	9.652	ng	96
10) 2-Chlorophenol	3.658	128	57279	9.645	ng	95
11) 1,3-Dichlorobenzene	3.770	146	67743	9.826	ng	98
12) 1,4-Dichlorobenzene	3.808	146	70121	9.907	ng	98
14) 1,2-Dichlorobenzene	3.957	146	65170	9.895	ng	97
15) 2-Methylphenol (o-cresol)	3.984	107	52072	9.730	ng	96
16) Bis(2-chloroisopropyl)...	4.016	45	38039	9.653	ng	95
17) N-Nitrosodi-n-propylamine	4.128	70	56322	9.684	ng	96
18) 3&4-Methylphenol (m&p-...	4.091	107	73046	9.192	ng	96
19) Acetophenone	4.117	105	97408	9.709	ng	99
20) Hexachloroethane	4.198	117	29653	9.678	ng	99
22) Nitrobenzene	4.262	77	86230	9.681	ng	97
24) Isophorone	4.438	82	152249	11.375	ng	99
25) 2-Nitrophenol	4.523	81	22207	11.354	ng	98
26) 2,4-Dimethylphenol	4.529	107	70662	11.001	ng	98
27) Bis(2-chloroethoxy)met...	4.614	93	72542	10.778	ng	98
28) Benzoic Acid	4.593	105	53654	10.187	ng	97
29) 2,4-Dichlorophenol	4.710	162	54103	10.943	ng	96
30) 1,2,4-Trichlorobenzene	4.791	180	63643	11.010	ng	96
33) Naphthalene	4.844	128	176288	10.970	ng	96
34) 4-Chloroaniline	4.903	65	32516	11.448	ng	92
36) Hexachlorobutadiene	4.988	225	48334	11.823	ng	93
37) 4-Chloro-3-methylphenol	5.298	107	61204	11.122	ng	98
38) 2-Methylnaphthalene	5.432	142	127417	10.747	ng	99
39) Hexachlorocyclopentadiene	5.624	237	50697	9.908	ng	98
40) 1,2,4,5-Tetrachloroben...	5.613	216	77438	11.088	ng	96
42) 2,4,6-Trichlorophenol	5.693	196	45371	9.600	ng	96
43) 2,4,5-Trichlorophenol	5.725	196	47669	9.587	ng	98
45) 2-Chloronaphthalene	5.854	162	118670	9.100	ng	95
46) 4-Nitroaniline	5.971	65	48174	10.065	ng	93
48) Dimethylphthalate	6.137	163	149058	9.453	ng	99
49) 2,6-Dinitrotoluene	6.212	165	29967	8.438	ng	91
50) Acenaphthylene	6.228	152	193682	9.380	ng	99
51) 3-Nitroaniline	6.334	138	32736	9.051	ng	94
52) Acenaphthene	6.388	154	118982	9.604	ng	96
53) 2,4-Dinitrophenol	6.415	184	20245	8.116	ng	96

Quantitation Report (QT Reviewed)

Data Path : H:\SV2017\CHEM27\04APR\19\
Data File : 0419_07.D
Acq On : 19 Apr 2017 1:03 pm
Operator :
Client ID : ICAL 10
Lab ID : 10PPM 8270;
ALS Vial : 7 Sample Multiplier: 1

Quant Time: Apr 19 14:05:21 2017
Quant Method : H:\SV2017\CHEM27\METHODS\SV_0419.M
Quant Title : Semivolatiles by GC/MS - EPA Method 625/8270
QLast Update : Wed Apr 19 13:05:03 2017
Response via : Initial Calibration

Compound	R.T.	QIon	Response	Conc	Units	Dev(Min)
54) Dibenzofuran	6.521	168	185453	9.126	ng	98
55) 2,4-Dinitrotoluene	6.548	165	44478	9.096	ng	94
56) 4-Nitrophenol	6.457	65	35570	9.582	ng	98
58) Diethyl phthalate	6.751	149	151234	9.130	ng	100
59) Fluorene	6.826	166	151802	9.108	ng	98
60) 4-Chlorophenyl phenyl ...	6.815	204	80680	8.959	ng	95
61) 2-Nitroaniline	6.874	108	39030	8.950	ng	96
62) 4,6-Dinitro-2-methylph...	6.906	198	29669	8.834	ng	98
63) N-Nitrosodiphenylamine	6.927	169	101934	9.239	ng	97
64) Azobenzene	6.954	77	181134	8.537	ng	99
67) 4-Bromophenyl phenyl e...	7.248	248	50098	9.415	ng	98
68) Hexachlorobenzene	7.387	142	21089	10.020	ng	98
69) Pentachlorophenol	7.542	266	33309	8.874	ng	98
70) Pentachloronitrobenzene	7.611	214	17986	9.219	ng	96
72) Phenanthrene	7.675	178	221567	9.218	ng	99
73) Anthracene	7.713	178	219167	9.099	ng	99
74) Carbazole	7.857	167	203029	9.045	ng	98
75) Di-n-butylphthalate	8.172	149	240939	8.426	ng	98
77) Fluoranthene	8.771	202	262515	8.781	ng	98
78) Benzidine	8.899	184	49636	6.942	ng	97
79) Pyrene	8.771	202	262515	8.781	ng	98
82) Benzyl butyl phthalate	9.823	149	106902	8.915	ng	99
83) Bis(2-ethylhexyl)phtha...	10.806	149	150540	8.701	ng	96
84) Benz(a)anthracene	10.688	228	266994	9.217	ng	98
85) Chrysene	10.769	228	247131	9.326	ng	99
86) Di-n-octylphthalate	12.152	149	233676	8.210	ng	99
87) 3,3'-dichlorobenzidine	10.672	252	84805	9.326	ng	98
89) Benzo(b)fluoranthene	13.044	252	244017	8.952	ng	99
90) Benzo(k)fluoranthene	13.103	252	260864	9.888	ng	98
91) Benzo(a)pyrene	13.899	252	228763	8.967	ng	99
92) Indeno(1,2,3-cd)pyrene	16.533	276	213017	8.582	ng	99
93) Dibenz(a,h)anthracene	16.576	278	227086	8.641	ng	99
94) Benzo(ghi)perylene	16.933	276	239323	9.137	ng	100

(#)out of range (m)manual integration reviewed by analyst (+)signals summed

Quantitation Report (QT Reviewed)

Data Path : H:\SV2017\CHEM27\04APR\19\
Data File : 0419_07.D
Acq On : 19 Apr 2017 1:03 pm
Operator :
Client ID : ICAL 10
Lab ID : 10PPM 8270;
ALS Vial : 7 Sample Multiplier: 1

Quant Time: Apr 19 14:05:21 2017
Quant Method : H:\SV2017\CHEM27\METHODS\SV_0419.M
Quant Title : Semivolatiles by GC/MS - EPA Method 625/8270
QLast Update : Wed Apr 19 13:05:03 2017
Response via : Initial Calibration

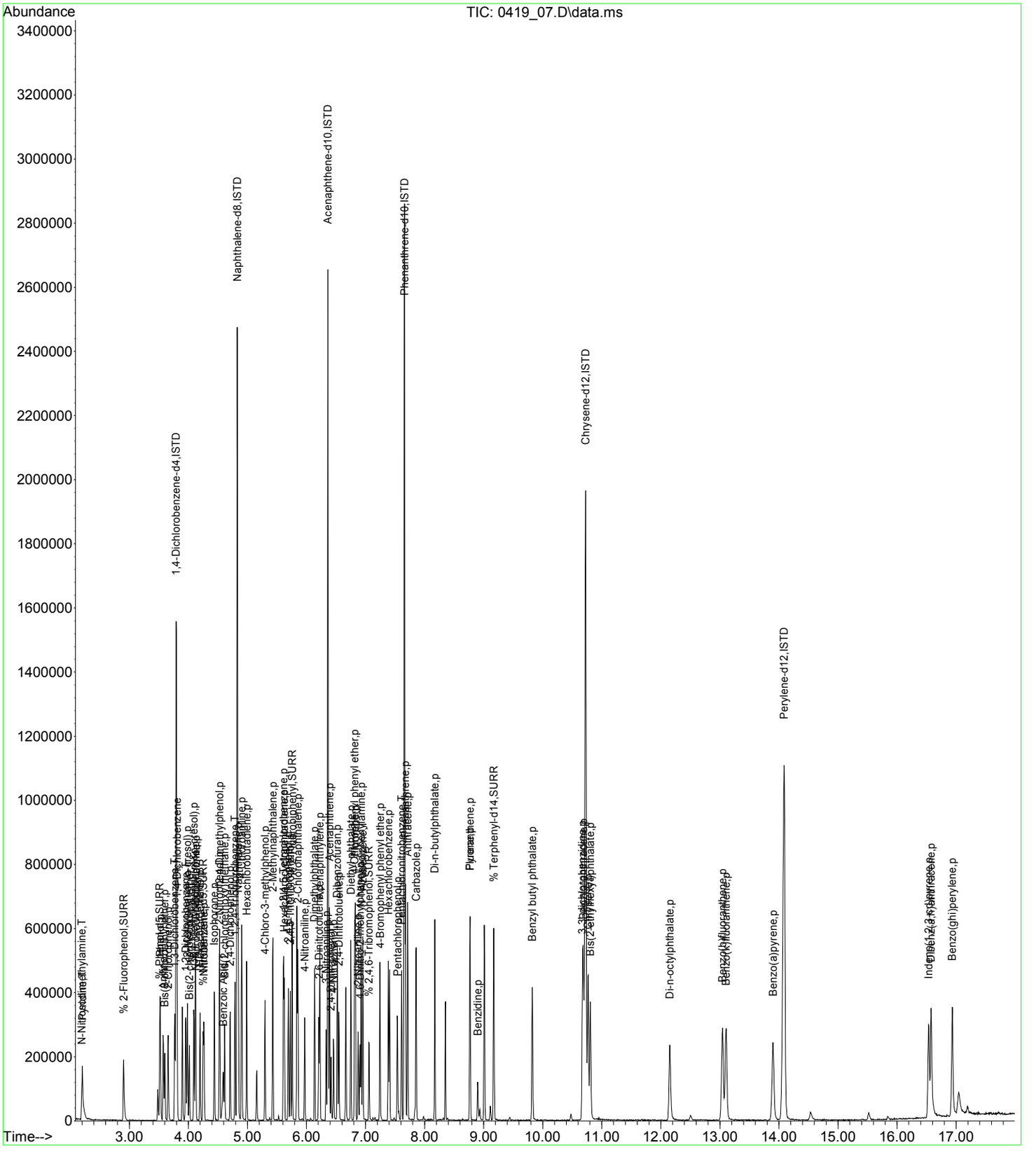

Quantitation Report (QT Reviewed)

Data Path : H:\SV2017\CHEM27\04APR\19\
Data File : 0419_08.D
Acq On : 19 Apr 2017 1:26 pm
Operator :
Client ID : ICAL 3.5
Lab ID : 3.5PPM 8270;
ALS Vial : 8 Sample Multiplier: 1

Quant Time: Apr 19 14:05:38 2017
Quant Method : H:\SV2017\CHEM27\METHODS\SV_0419.M
Quant Title : Semivolatiles by GC/MS - EPA Method 625/8270
QLast Update : Wed Apr 19 14:05:35 2017
Response via : Initial Calibration

Compound	R.T.	QIon	Response	Conc	Units		Dev(Min)
Internal Standards							
1) 1,4-Dichlorobenzene-d4	3.791	152	163619	40.000	ng		0.00
23) Naphthalene-d8	4.828	136	607585	40.000	ng		0.00
41) Acenaphthene-d10	6.361	164	378525	40.000	ng		0.00
65) Phenanthrene-d10	7.654	188	762929	40.000	ng		0.00
81) Chrysene-d12	10.720	240	847359	40.000	ng		-0.01
88) Perylene-d12	14.081	264	834459	40.000	ng		-0.02
System Monitoring Compounds							
5) % 2-Fluorophenol	2.899	112	14336	3.546	ng		0.00
Spiked Amount 75.000	Range 30 - 130		Recovery =	4.73%#			
6) % Phenol-d5	3.514	99	18616	3.266	ng		0.00
Spiked Amount 75.000	Range 30 - 130		Recovery =	4.36%#			
21) % Nitrobenzene-d5	4.245	82	21678	3.461	ng		0.00
Spiked Amount 50.000	Range 30 - 130		Recovery =	6.92%#			
44) % 2-Fluorobiphenyl	5.757	172	39791	3.411	ng		0.00
Spiked Amount 50.000	Range 30 - 130		Recovery =	6.82%#			
66) % 2,4,6-Tribromophenol	7.061	62	4773	3.617	ng		0.00
Spiked Amount 75.000	Range 30 - 130		Recovery =	4.83%#			
80) % Terphenyl-d14	9.171	244	47951	3.153	ng		0.00
Spiked Amount 50.000			Recovery =	6.30%			
Target Compounds							Qvalue
2) N-Nitrosodimethylamine	2.189	74	10520	3.455	ng		84
3) Pyridine	2.205	79	17943	3.467	ng	#	87
7) Phenol	3.524	94	21002	3.375	ng		92
8) Bis(2-chloroethyl)ether	3.599	93	17810	3.777	ng		98
9) Aniline	3.572	93	22374	3.009	ng		94
10) 2-Chlorophenol	3.658	128	15515	3.547	ng		96
11) 1,3-Dichlorobenzene	3.765	146	18268	3.587	ng		90
12) 1,4-Dichlorobenzene	3.807	146	18654	3.563	ng	#	87
14) 1,2-Dichlorobenzene	3.957	146	17457	3.584	ng		97
15) 2-Methylphenol (o-cresol)	3.984	107	13896	3.521	ng		97
16) Bis(2-chloroisopropyl)...	4.016	45	10714	3.691	ng		92
17) N-Nitrosodi-n-propylamine	4.123	70	15015	3.503	ng		95
18) 3&4-Methylphenol (m&p-...	4.096	107	19858	3.419	ng		97
19) Acetophenone	4.117	105	25440	3.439	ng		97
20) Hexachloroethane	4.197	117	8293	3.673	ng		92
22) Nitrobenzene	4.261	77	23142	3.526	ng		98
24) Isophorone	4.438	82	38297	3.881	ng		98
25) 2-Nitrophenol	4.523	81	5283	3.665	ng		82
26) 2,4-Dimethylphenol	4.529	107	17669	3.753	ng		100
27) Bis(2-chloroethoxy)met...	4.614	93	19906	4.050	ng		99
28) Benzoic Acid	4.571	105	12476	3.276	ng		95
29) 2,4-Dichlorophenol	4.710	162	14650	4.047	ng		97
30) 1,2,4-Trichlorobenzene	4.790	180	17383	4.103	ng		97
33) Naphthalene	4.844	128	47325	4.021	ng	#	87
34) 4-Chloroaniline	4.897	65	7306	3.484	ng	#	92
36) Hexachlorobutadiene	4.988	225	11873	3.910	ng		97
37) 4-Chloro-3-methylphenol	5.298	107	15301	3.787	ng		97
38) 2-Methylnaphthalene	5.431	142	31981	3.696	ng		97
39) Hexachlorocyclopentadiene	5.624	237	12088	3.282	ng		99
40) 1,2,4,5-Tetrachloroben...	5.613	216	19104	3.727	ng		95
42) 2,4,6-Trichlorophenol	5.693	196	10497	2.976	ng		93
43) 2,4,5-Trichlorophenol	5.725	196	11358	3.061	ng		91
45) 2-Chloronaphthalene	5.853	162	32633	3.381	ng		97
46) 4-Nitroaniline	5.966	65	12041	3.345	ng		93
48) Dimethylphthalate	6.137	163	38112	3.246	ng		97
49) 2,6-Dinitrotoluene	6.206	165	8353	3.214	ng		98
50) Acenaphthylene	6.227	152	50837	3.311	ng		97
51) 3-Nitroaniline	6.329	138	7327	2.739	ng		84
52) Acenaphthene	6.388	154	31895	3.449	ng		99
53) 2,4-Dinitrophenol	6.414	184	4392	2.419	ng		100

Quantitation Report (QT Reviewed)

Data Path : H:\SV2017\CHEM27\04APR\19\
Data File : 0419_08.D
Acq On : 19 Apr 2017 1:26 pm
Operator :
Client ID : ICAL 3.5
Lab ID : 3.5PPM 8270;
ALS Vial : 8 Sample Multiplier: 1

Quant Time: Apr 19 14:05:38 2017
Quant Method : H:\SV2017\CHEM27\METHODS\SV_0419.M
Quant Title : Semivolatiles by GC/MS - EPA Method 625/8270
QLast Update : Wed Apr 19 14:05:35 2017
Response via : Initial Calibration

Compound	R.T.	QIon	Response	Conc	Units	Dev(Min)
54) Dibenzofuran	6.521	168	51027	3.391	ng	98
55) 2,4-Dinitrotoluene	6.548	165	10906	3.014	ng	89
56) 4-Nitrophenol	6.457	65	9170	3.311	ng	95
58) Diethyl phthalate	6.751	149	43052	3.510	ng	98
59) Fluorene	6.826	166	40775	3.305	ng	99
60) 4-Chlorophenyl phenyl ...	6.815	204	21219	3.191	ng	91
61) 2-Nitroaniline	6.874	108	11112	3.452	ng	94
62) 4,6-Dinitro-2-methylph...	6.906	198	5716	2.310	ng	95
63) N-Nitrosodiphenylamine	6.927	169	27255	3.330	ng	97
64) Azobenzene	6.954	77	54257	3.488	ng	97
67) 4-Bromophenyl phenyl e...	7.248	248	13380	3.466	ng	95
68) Hexachlorobenzene	7.387	142	5945	3.854	ng	91
69) Pentachlorophenol	7.542	266	7951	2.947	ng	98
70) Pentachloronitrobenzene	7.611	214	4963	3.518	ng	84
72) Phenanthrene	7.675	178	62177	3.578	ng	97
73) Anthracene	7.713	178	57474	3.307	ng	97
74) Carbazole	7.851	167	54132	3.345	ng	97
75) Di-n-butylphthalate	8.172	149	60128	2.948	ng	97
77) Fluoranthene	8.770	202	65431	3.050	ng	96
78) Benzidine	8.899	184	13913	2.799	ng	95
79) Pyrene	8.770	202	65431	3.050	ng	96
82) Benzyl butyl phthalate	9.828	149	26010	2.927	ng	96
83) Bis(2-ethylhexyl)phtha...	10.806	149	34765	2.722	ng	94
84) Benz(a)anthracene	10.683	228	69916	3.241	ng	99
85) Chrysene	10.763	228	68953	3.487	ng	97
86) Di-n-octylphthalate	12.152	149	49899	2.395	ng	98
87) 3,3'-dichlorobenzidine	10.672	252	22729	3.350	ng	97
89) Benzo(b)fluoranthene	13.044	252	60345	2.891	ng	98
90) Benzo(k)fluoranthene	13.098	252	65107	3.172	ng	98
91) Benzo(a)pyrene	13.899	252	56202	2.876	ng	96
92) Indeno(1,2,3-cd)pyrene	16.527	276	49451	2.618	ng	93
93) Dibenz(a,h)anthracene	16.575	278	57119	2.853	ng	98
94) Benzo(ghi)perylene	16.928	276	63529	3.158	ng	99

(#)out of range (m)manual integration reviewed by analyst (+)signals summed

Quantitation Report (QT Reviewed)

Data Path : H:\SV2017\CHEM27\04APR\19\
Data File : 0419_08.D
Acq On : 19 Apr 2017 1:26 pm
Operator :
Client ID : ICAL 3.5
Lab ID : 3.5PPM 8270;
ALS Vial : 8 Sample Multiplier: 1

Quant Time: Apr 19 14:05:38 2017
Quant Method : H:\SV2017\CHEM27\METHODS\SV_0419.M
Quant Title : Semivolatiles by GC/MS - EPA Method 625/8270
QLast Update : Wed Apr 19 14:05:35 2017
Response via : Initial Calibration

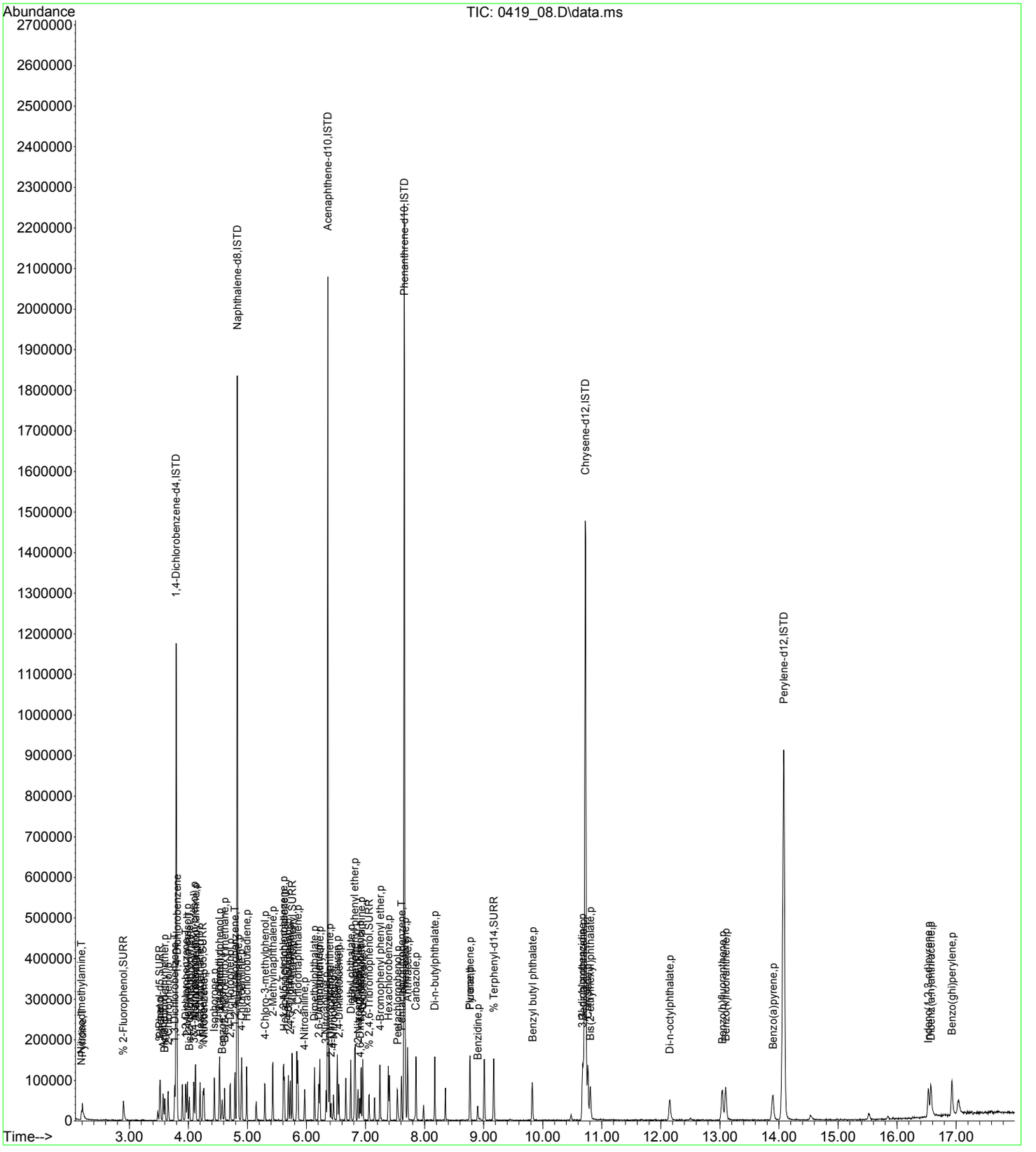

Quantitation Report (QT Reviewed)

Data Path : H:\SV2017\CHEM27\04APR\19\
Data File : 0419_09.D
Acq On : 19 Apr 2017 1:48 pm
Operator :
Client ID : ICAL 1
Lab ID : 1.0PPM 8270;
ALS Vial : 9 Sample Multiplier: 1

Quant Time: Apr 19 14:07:37 2017
Quant Method : H:\SV2017\CHEM27\METHODS\SV_0419.M
Quant Title : Semivolatiles by GC/MS - EPA Method 625/8270
QLast Update : Wed Apr 19 14:05:55 2017
Response via : Initial Calibration

Compound	R.T.	QIon	Response	Conc	Units		Dev(Min)
Internal Standards							
1) 1,4-Dichlorobenzene-d4	3.791	152	173905	40.000	ng		0.00
23) Naphthalene-d8	4.828	136	634527	40.000	ng		0.00
41) Acenaphthene-d10	6.361	164	392051	40.000	ng		0.00
65) Phenanthrene-d10	7.654	188	801003	40.000	ng		0.00
81) Chrysene-d12	10.720	240	888842	40.000	ng		-0.01
88) Perylene-d12	14.081	264	866721	40.000	ng		-0.02
System Monitoring Compounds							
5) % 2-Fluorophenol	2.905	112	4347	1.010	ng		0.00
Spiked Amount 75.000	Range 30 - 130		Recovery =	1.35%#			
6) % Phenol-d5	3.514	99	5436	0.906	ng		0.00
Spiked Amount 75.000	Range 30 - 130		Recovery =	1.21%#			
21) % Nitrobenzene-d5	4.251	82	6466	0.973	ng		0.00
Spiked Amount 50.000	Range 30 - 130		Recovery =	1.94%#			
44) % 2-Fluorobiphenyl	5.757	172	12618	1.048	ng		0.00
Spiked Amount 50.000	Range 30 - 130		Recovery =	2.10%#			
66) % 2,4,6-Tribromophenol	7.056	62	1122	0.806	ng		0.00
Spiked Amount 75.000	Range 30 - 130		Recovery =	1.08%#			
80) % Terphenyl-d14	9.171	244	14146	0.899	ng		0.00
Spiked Amount 50.000			Recovery =	1.80%			
Target Compounds							Qvalue
2) N-Nitrosodimethylamine	2.189	74	3541	1.096	ng		88
3) Pyridine	2.210	79	5694m	1.036	ng		
7) Phenol	3.524	94	6330	0.962	ng		97
8) Bis(2-chloroethyl)ether	3.599	93	4955	0.978	ng		84
9) Aniline	3.572	93	6164	0.796	ng		100
10) 2-Chlorophenol	3.658	128	4583	0.984	ng		92
11) 1,3-Dichlorobenzene	3.770	146	5573	1.026	ng		92
12) 1,4-Dichlorobenzene	3.808	146	5745	1.030	ng	#	63
14) 1,2-Dichlorobenzene	3.952	146	5709	1.099	ng		87
15) 2-Methylphenol (o-cresol)	3.984	107	3657	0.871	ng		89
16) Bis(2-chloroisopropyl)...	4.016	45	3248	1.045	ng		92
17) N-Nitrosodi-n-propylamine	4.128	70	3922	0.861	ng		94
18) 3&4-Methylphenol (m&p-...	4.091	107	5736	0.932	ng		94
19) Acetophenone	4.117	105	8065	1.028	ng		97
20) Hexachloroethane	4.197	117	2177	0.901	ng		87
22) Nitrobenzene	4.267	77	6832	0.978	ng		92
24) Isophorone	4.443	82	11271	1.077	ng		99
25) 2-Nitrophenol	4.523	81	1509	0.996	ng		83
26) 2,4-Dimethylphenol	4.529	107	5918	1.191	ng		96
27) Bis(2-chloroethoxy)met...	4.614	93	5927	1.129	ng		97
28) Benzoic Acid	4.561	105	3309	0.840	ng		92
29) 2,4-Dichlorophenol	4.705	162	3904	1.010	ng		88
30) 1,2,4-Trichlorobenzene	4.790	180	5460	1.204	ng		97
33) Naphthalene	4.844	128	14628	1.165	ng	#	65
34) 4-Chloroaniline	4.897	65	1795	0.820	ng		96
36) Hexachlorobutadiene	4.988	225	4067	1.261	ng		89
37) 4-Chloro-3-methylphenol	5.293	107	4220	0.988	ng		92
38) 2-Methylnaphthalene	5.426	142	10253	1.126	ng		99
39) Hexachlorocyclopentadiene	5.624	237	2793	0.733	ng		89
40) 1,2,4,5-Tetrachloroben...	5.608	216	5972	1.105	ng		99
42) 2,4,6-Trichlorophenol	5.693	196	3557	0.995	ng		95
43) 2,4,5-Trichlorophenol	5.720	196	3196	0.847	ng		97
45) 2-Chloronaphthalene	5.854	162	9967	1.002	ng		98
46) 4-Nitroaniline	5.971	65	3249	0.877	ng		86
48) Dimethylphthalate	6.137	163	10858	0.902	ng		99
49) 2,6-Dinitrotoluene	6.212	165	1969	0.740	ng		94
50) Acenaphthylene	6.228	152	13598	0.862	ng		98
51) 3-Nitroaniline	6.334	138	2030	0.756	ng		85
52) Acenaphthene	6.388	154	8503	0.890	ng		87
53) 2,4-Dinitrophenol	6.415	184	897	0.499	ng		97

Quantitation Report (QT Reviewed)

Data Path : H:\SV2017\CHEM27\04APR\19\
Data File : 0419_09.D
Acq On : 19 Apr 2017 1:48 pm
Operator :
Client ID : ICAL 1
Lab ID : 1.0PPM 8270;
ALS Vial : 9 Sample Multiplier: 1

Quant Time: Apr 19 14:07:37 2017
Quant Method : H:\SV2017\CHEM27\METHODS\SV_0419.M
Quant Title : Semivolatiles by GC/MS - EPA Method 625/8270
QLast Update : Wed Apr 19 14:05:55 2017
Response via : Initial Calibration

Compound	R.T.	QIon	Response	Conc	Units		Dev(Min)
54) Dibenzofuran	6.521	168	14767	0.952	ng		92
55) 2,4-Dinitrotoluene	6.548	165	2876	0.783	ng		90
56) 4-Nitrophenol	6.457	65	2447	0.860	ng		86
58) Diethyl phthalate	6.751	149	12315	0.969	ng		96
59) Fluorene	6.826	166	12487	0.985	ng		94
60) 4-Chlorophenyl phenyl ...	6.815	204	5846	0.860	ng		81
61) 2-Nitroaniline	6.874	108	2683	0.806	ng		90
62) 4,6-Dinitro-2-methylph...	6.901	198	1550	0.636	ng	#	80
63) N-Nitrosodiphenylamine	6.927	169	8764	1.041	ng		91
64) Azobenzene	6.954	77	13535	0.841	ng		98
67) 4-Bromophenyl phenyl e...	7.243	248	3773	0.932	ng		99
68) Hexachlorobenzene	7.387	142	1555	0.947	ng		88
69) Pentachlorophenol	7.542	266	1460	0.527	ng	#	61
70) Pentachloronitrobenzene	7.611	214	977	0.659	ng	#	82
72) Phenanthrene	7.675	178	18702	1.022	ng	#	95
73) Anthracene	7.713	178	16129	0.891	ng		97
74) Carbazole	7.857	167	15542	0.921	ng		96
75) Di-n-butylphthalate	8.172	149	15238	0.728	ng		96
77) Fluoranthene	8.770	202	19009	0.860	ng		97
78) Benzidine	8.899	184	4347	0.857	ng	#	90
79) Pyrene	8.770	202	19009	0.860	ng		97
82) Benzyl butyl phthalate	9.828	149	6492	0.713	ng	#	93
83) Bis(2-ethylhexyl)phtha...	10.806	149	9762	0.752	ng		97
84) Benz(a)anthracene	10.688	228	20398	0.911	ng		97
85) Chrysene	10.763	228	19997	0.965	ng		94
86) Di-n-octylphthalate	12.147	149	14259	0.683	ng	#	91
87) 3,3'-dichlorobenzidine	10.678	252	6065	0.857	ng		100
89) Benzo(b)fluoranthene	13.039	252	18017	0.852	ng		96
90) Benzo(k)fluoranthene	13.092	252	15819	0.752	ng		93
91) Benzo(a)pyrene	13.894	252	17224	0.871	ng	#	87
92) Indeno(1,2,3-cd)pyrene	16.527	276	13355	0.706	ng		95
93) Dibenz(a,h)anthracene	16.570	278	13836	0.683	ng		99
94) Benzo(ghi)perylene	16.923	276	17390	0.844	ng		97

(#)out of range (m)manual integration reviewed by analyst (+)signals summed

Quantitation Report (QT Reviewed)

Data Path : H:\SV2017\CHEM27\04APR\19\
Data File : 0419_09.D
Acq On : 19 Apr 2017 1:48 pm
Operator :
Client ID : ICAL 1
Lab ID : 1.0PPM 8270;
ALS Vial : 9 Sample Multiplier: 1

Quant Time: Apr 19 14:07:37 2017
Quant Method : H:\SV2017\CHEM27\METHODS\SV_0419.M
Quant Title : Semivolatiles by GC/MS - EPA Method 625/8270
QLast Update : Wed Apr 19 14:05:55 2017
Response via : Initial Calibration



7B
SEMIVOLATILE CONTINUING CALIBRATION CHECK

Lab Name: Phoenix Environmental Labs Client:

Lab Code: Phoenix Case No.: SAS No.: SDG No.: GBY06958

Instrument: CHEM06 Calibration Date: 04/24/17 Time: 21:02

Lab File Id: 0424_12.D Init. Calib. Date(s): 04/24/17 04/24/17

Heated Purge (Y/N): Y Init. Calib. Times: 09:11 12:32

GC Column: v factor 4 Method File: SV_0424.M

COMPOUND		RRF	RRF30	RRF MIN	%D	% D LIMITS
1,4-Dichlorobenzene-d4	(IS Areas & Pct)	217647	181129	n.a.	83.2	50-200
Naphthalene-d8	(IS Areas & Pct)	831740	645047	n.a.	77.6	50-200
Acenaphthene-d10	(IS Areas & Pct)	445633	368679	n.a.	82.7	50-200
Phenanthrene-d10	(IS Areas & Pct)	799337	677803	n.a.	84.8	50-200
Chrysene-d12	(IS Areas & Pct)	855049	702893	n.a.	82.2	50-200
Perylene-d12	(IS Areas & Pct)	782588	637305	n.a.	81.4	50-200
N-Nitrosodimethylamine		0.551	0.491	0.010	10.9	20 (40)
Pyridine		1.031	0.814	0.010	21.0 +	20 (40)
Phenol		1.382	1.242	0.800	10.1	20 (40)
Bis(2-chloroethyl)ether		0.958	0.833	0.700	13.0	20 (40)
Aniline		1.523	1.348	0.010	11.5	20 (40)
2-Chlorophenol		1.153	1.037	0.800	10.1	20 (40)
1,3-Dichlorobenzene		1.291	1.140	0.010	11.7	20 (40)
1,4-Dichlorobenzene		1.328	1.162	0.010	12.5	20 (40)
1,2-Dichlorobenzene		1.244	1.084	0.010	12.9	20 (40)
2-Methylphenol (o-cresol)		0.864	0.756	0.700	12.5	20 (40)
Bis(2-chloroisopropyl)ether		1.103	0.993	0.010	10.0	20 (40)
N-Nitrosodi-n-propylamine		0.671	0.600	0.500	10.6	20 (40)
3&4-Methylphenol (m&p-cresol)		1.237	1.111	0.600	10.2	20 (40)
Acetophenone		1.438	1.260	0.010	12.4	20 (40)
Hexachloroethane		0.533	0.477	0.300	10.5	20 (40)
Nitrobenzene		1.063	0.948	0.200	10.8	20 (40)
Isophorone		0.515	0.468	0.400	9.1	20 (40)
2-Nitrophenol		0.067	0.061	* 0.100	9.0	20 (40)
2,4-Dimethylphenol		0.299	0.267	0.200	10.7	20 (40)
Bis(2-chloroethoxy)methane		0.294	0.267	* 0.300	9.2	20 (40)
Benzoic Acid		0.200	0.186	0.010	7.0	20 (40)
2,4-Dichlorophenol		0.268	0.245	0.200	8.6	20 (40)
1,2,4-Trichlorobenzene		0.298	0.269	0.010	9.7	20 (40)
Naphthalene		0.924	0.828	0.700	10.4	20 (40)
4-Chloroaniline		0.102	0.098	0.010	3.9	20 (40)
Hexachlorobutadiene		0.182	0.161	0.010	11.5	20 (40)
4-Chloro-3-methylphenol		0.247	0.225	0.200	8.9	20 (40)
2-Methylnaphthalene		0.631	0.569	0.400	9.8	20 (40)
Hexachlorocyclopentadiene		0.165	0.154	0.050	6.7	20 (40)
1,2,4,5-Tetrachlorobenzene		0.321	0.279	0.010	13.1	20 (40)

(*) Recommended RRF not met (+) %D exceeds criteria % (#) %D exceeds (maximum) criteria
%D: 10% of target compounds are allowed to be above criteria %, but must be less than the (maximum) %D

FORM VII SV

7B
SEMIVOLATILE CONTINUING CALIBRATION CHECK

Lab Name: Phoenix Environmental Labs Client:

Lab Code: Phoenix Case No.: SAS No.: SDG No.: GBY06958

Instrument: CHEM06 Calibration Date: 04/24/17 Time: 21:02

Lab File Id: 0424_12.D Init. Calib. Date(s): 04/24/17 04/24/17

Heated Purge (Y/N): Y Init. Calib. Times: 09:11 12:32

GC Column: v factor 4 Method File: SV_0424.M

COMPOUND	RRF	RRF30		RRF MIN	%D	% D LIMITS
2,4,6-Trichlorophenol	0.343	0.300		0.200	12.5	20 (40)
2,4,5-Trichlorophenol	0.358	0.323		0.200	9.8	20 (40)
2-Chloronaphthalene	1.074	0.943		0.800	12.2	20 (40)
4-Nitroaniline	0.271	0.249		0.010	8.1	20 (40)
Dimethylphthalate	1.159	1.031		0.010	11.0	20 (40)
2,6-Dinitrotoluene	0.266	0.239		0.200	10.2	20 (40)
Acenaphthylene	1.599	1.459		0.900	8.8	20 (40)
3-Nitroaniline	0.302	0.271		0.010	10.3	20 (40)
Acenaphthene	0.978	0.856	*	0.900	12.5	20 (40)
2,4-Dinitrophenol	0.127	0.137		0.010	-7.9	20 (40)
Dibenzofuran	1.484	1.328		0.800	10.5	20 (40)
2,4-Dinitrotoluene	0.351	0.321		0.200	8.5	20 (40)
4-Nitrophenol	0.201	0.185		0.010	8.0	20 (40)
Diethyl phthalate	1.188	1.051		0.010	11.5	20 (40)
Fluorene	1.230	1.092		0.900	11.2	20 (40)
4-Chlorophenyl phenyl ether	0.583	0.515		0.400	11.7	20 (40)
2-Nitroaniline	0.234	0.229		0.010	2.1	20 (40)
4,6-Dinitro-2-methylphenol	0.211	0.199		0.010	5.7	20 (40)
N-Nitrosodiphenylamine	0.804	0.716		0.010	10.9	20 (40)
Azobenzene	1.177	1.024		0.010	13.0	20 (40)
4-Bromophenyl phenyl ether	0.181	0.158		0.100	12.7	20 (40)
Hexachlorobenzene	0.083	0.075	*	0.100	9.6	20 (40)
Pentachlorophenol	0.099	0.082		0.050	17.2	20 (40)
Pentachloronitrobenzene	0.065	0.054		0.010	16.9	20 (40)
Phenanthrene	0.956	0.836		0.700	12.6	20 (40)
Anthracene	0.959	0.846		0.700	11.8	20 (40)
Carbazole	0.886	0.796		0.010	10.2	20 (40)
Di-n-butylphthalate	1.077	0.962		0.010	10.7	20 (40)
Fluoranthene	1.079	0.945		0.600	12.4	20 (40)
Benzidine	0.256	0.250		0.010	2.3	20 (40)
Pyrene	1.108	0.965		0.600	12.9	20 (40)
Benzyl butyl phthalate	0.459	0.405		0.010	11.8	20 (40)
Bis(2-ethylhexyl)phthalate	0.652	0.571		0.010	12.4	20 (40)
Benz(a)anthracene	0.958	0.842		0.800	12.1	20 (40)
Chrysene	0.884	0.773		0.700	12.6	20 (40)
Di-n-octylphthalate	1.072	0.978		0.010	8.8	20 (40)

(*) Recommended RRF not met (+) %D exceeds criteria % (#) %D exceeds (maximum) criteria
%D: 10% of target compounds are allowed to be above criteria %, but must be less than the (maximum) %D

FORM VII SV

7B
SEMIVOLATILE CONTINUING CALIBRATION CHECK

Lab Name: Phoenix Environmental Labs Client:

Lab Code: Phoenix Case No.: SAS No.: SDG No.: GBY06958

Instrument: CHEM06 Calibration Date: 04/24/17 Time: 21:02

Lab File Id: 0424_12.D Init. Calib. Date(s): 04/24/17 04/24/17

Heated Purge (Y/N): Y Init. Calib. Times: 09:11 12:32

GC Column: v factor 4 Method File: SV_0424.M

COMPOUND	RRF	RRF30	RRF MIN	%D	% D LIMITS
3,3'-dichlorobenzidine	0.331	0.274	0.010	17.2	20 (40)
Benzo(b)fluoranthene	1.040	0.913	0.700	12.2	20 (40)
Benzo(k)fluoranthene	0.933	0.832	0.700	10.8	20 (40)
Benzo(a)pyrene	0.961	0.838	0.700	12.8	20 (40)
Indeno(1,2,3-cd)pyrene	0.856	0.749	0.500	12.5	20 (40)
Dibenz(a,h)anthracene	0.859	0.755	0.400	12.1	20 (40)
Benzo(ghi)perylene	0.911	0.812	0.500	10.9	20 (40)
% 2-Fluorophenol	0.973	0.817	0.010	16.0	20 (40)
% Phenol-d5	1.211	1.029	0.010	15.0	20 (40)
% Nitrobenzene-d5	1.025	0.931	0.010	9.2	20 (40)
% 2-Fluorobiphenyl	1.181	1.012	0.010	14.3	20 (40)
% 2,4,6-Tribromophenol	0.055	0.047	0.010	14.5	20 (40)
% Terphenyl-d14	0.675	0.565	0.010	16.3	20 (40)

(*) Recommended RRF not met (+) %D exceeds criteria % (#) %D exceeds (maximum) criteria
%D: 10% of target compounds are allowed to be above criteria %, but must be less than the (maximum) %D

FORM VII SV

Evaluate Continuing Calibration Report

Data Path : H:\SV2017\CHEM06\04APR\24\
Data File : 0424_12.D
Acq On : 24 Apr 2017 9:02 pm
Operator :
Client ID : CCAL 30
Lab ID : 30PPM 8270;12T
ALS Vial : 2 Sample Multiplier: 1

Quant Time: Apr 25 09:18:12 2017
Quant Method : H:\SV2017\CHEM06\METHODS\SV_0424.M
Quant Title : Semivolatiles by GC/MS - EPA Method 625/8270
QLast Update : Mon Apr 24 12:54:51 2017
Response via : Initial Calibration

Note: Curves (l,lf,q,qf) display calculated concentration.
Min. RRF : 0.050 Min. Rel. Area : 50% Max. R.T. Dev 0.50min
Max. RRF Dev : 20% Max. Rel. Area : 200%

		Compound	AvgRF	CCRF	%Dev	Area%	
1	ISTD	1,4-Dichlorobenzene-d4	1.000	1.000	0.0	83	
2	T	N-Nitrosodimethylamine	0.551	0.491	10.9		
3	T	Pyridine	1.031	0.814	21.0#		
5	SURR	% 2-Fluorophenol	0.973	0.817	16.0		
6	SURR	% Phenol-d5	1.211	1.029	15.0		
7	p	Phenol	1.382	1.242	10.1		
8	p	Bis(2-chloroethyl)ether	0.958	0.833	13.0		
9	T	Aniline	1.523	1.348	11.5		
10	p	2-Chlorophenol	1.153	1.037	10.1		
11	T	1,3-Dichlorobenzene	1.291	1.140	11.7		
12		1,4-Dichlorobenzene	1.328	1.162	12.5		
14	T	1,2-Dichlorobenzene	1.244	1.084	12.9		
15	p	2-Methylphenol (o-cresol)	0.864	0.756	12.5		
16	T	Bis(2-chloroisopropyl)ether	1.103	0.993	10.0		
17	p	N-Nitrosodi-n-propylamine	0.671	0.600	10.6		
18	p	3&4-Methylphenol (m&p-creso	1.237	1.111	10.2		
19	p	Acetophenone	1.438	1.260	12.4		
20	p	Hexachloroethane	0.533	0.477	10.5		
21	SURR	% Nitrobenzene-d5	1.025	0.931	9.2		
22	p	Nitrobenzene	1.063	0.948	10.8		
23	ISTD	Naphthalene-d8	1.000	1.000	0.0	78	
24	p	Isophorone	0.515	0.468	9.1		
25	p	2-Nitrophenol	0.067	0.061#	9.0		
26	p	2,4-Dimethylphenol	0.299	0.267	10.7		
27	p	Bis(2-chloroethoxy)methane	0.294	0.267#	9.2		
28	T	Benzoic Acid	0.200	0.186	7.0		
29	p	2,4-Dichlorophenol	0.268	0.245	8.6		
30	T	1,2,4-Trichlorobenzene	0.298	0.269	9.7		
33	p	Naphthalene	0.924	0.828	10.4		
34	p	4-Chloroaniline	0.102	0.098	3.9		
36	p	Hexachlorobutadiene	0.182	0.161	11.5		
37	p	4-Chloro-3-methylphenol	0.247	0.225	8.9		
38	p	2-Methylnaphthalene	0.631	0.569	9.8		
39	p	Hexachlorocyclopentadiene	0.165	0.154	6.7		
40	p	1,2,4,5-Tetrachlorobenzene	0.321	0.279	13.1		
41	ISTD	Acenaphthene-d10	1.000	1.000	0.0	83	
42	p	2,4,6-Trichlorophenol	0.343	0.300	12.5		
43	p	2,4,5-Trichlorophenol	0.358	0.323	9.8		
44	SURR	% 2-Fluorobiphenyl	1.181	1.012	14.3		
45	p	2-Chloronaphthalene	1.074	0.943	12.2		
46	p	4-Nitroaniline	0.271	0.249	8.1		
48	p	Dimethylphthalate	1.159	1.031	11.0		
49	p	2,6-Dinitrotoluene	0.266	0.239	10.2		
50	p	Acenaphthylene	1.599	1.459	8.8		
51	p	3-Nitroaniline	0.302	0.271	10.3		
52	p	Acenaphthene	0.978	0.856#	12.5		
53	P	2,4-Dinitrophenol	0.127	0.137	-7.9		
54	p	Dibenzofuran	1.484	1.328	10.5		
55	p	2,4-Dinitrotoluene	0.351	0.321	8.5		
56	p	4-Nitrophenol	0.201	0.185	8.0		
58	p	Diethyl phthalate	1.188	1.051	11.5		
59	p	Fluorene	1.230	1.092	11.2		
60	p	4-Chlorophenyl phenyl ether	0.583	0.515	11.7		
61	p	2-Nitroaniline	0.234	0.229	2.1		
62	p	4,6-Dinitro-2-methylphenol	0.211	0.199	5.7		
63	p	N-Nitrosodiphenylamine	0.804	0.716	10.9		
64	T	Azobenzene	1.177	1.024	13.0		

Evaluate Continuing Calibration Report

Data Path : H:\SV2017\CHEM06\04APR\24\
Data File : 0424_12.D
Acq On : 24 Apr 2017 9:02 pm
Operator :
Client ID : CCAL 30
Lab ID : 30PPM 8270;12T
ALS Vial : 2 Sample Multiplier: 1

Quant Time: Apr 25 09:18:12 2017
Quant Method : H:\SV2017\CHEM06\METHODS\SV_0424.M
Quant Title : Semivolatiles by GC/MS - EPA Method 625/8270
QLast Update : Mon Apr 24 12:54:51 2017
Response via : Initial Calibration

Note: Curves (l,lf,q,qf) display calculated concentration.
Min. RRF : 0.050 Min. Rel. Area : 50% Max. R.T. Dev 0.50min
Max. RRF Dev : 20% Max. Rel. Area : 200%

		Compound	AvgRF	CCRF	%Dev	Area%	
65	ISTD	Phenanthrene-d10	1.000	1.000	0.0	85	
66	SURR	% 2,4,6-Tribromophenol	0.055	0.047#	14.5		
67	p	4-Bromophenyl phenyl ether	0.181	0.158	12.7		
68	p	Hexachlorobenzene	0.083	0.075#	9.6		
69	p	Pentachlorophenol	0.099	0.082	17.2		
70	T	Pentachloronitrobenzene	0.065	0.054	16.9		
72	p	Phenanthrene	0.956	0.836	12.6		
73	p	Anthracene	0.959	0.846	11.8		
74	p	Carbazole	0.886	0.796	10.2		
75	p	Di-n-butylphthalate	1.077	0.962	10.7		
77	p	Fluoranthene	1.079	0.945	12.4		
78	p	Benzidine	0.256	0.250	2.3		
79	p	Pyrene	1.108	0.965	12.9		
80	SURR	% Terphenyl-d14	0.675	0.565	16.3		
81	ISTD	Chrysene-d12	1.000	1.000	0.0	82	
82	p	Benzyl butyl phthalate	0.459	0.405	11.8		
83	p	Bis(2-ethylhexyl)phthalate	0.652	0.571	12.4		
84	p	Benz(a)anthracene	0.958	0.842	12.1		
85	p	Chrysene	0.884	0.773	12.6		
86	p	Di-n-octylphthalate	1.072	0.978	8.8		
87	p	3,3'-dichlorobenzidine	0.331	0.274	17.2		
88	ISTD	Perylene-d12	1.000	1.000	0.0	81	
89	p	Benzo(b)fluoranthene	1.040	0.913	12.2		
90	p	Benzo(k)fluoranthene	0.933	0.832	10.8		
91	p	Benzo(a)pyrene	0.961	0.838	12.8		
92	p	Indeno(1,2,3-cd)pyrene	0.856	0.749	12.5		
93	p	Dibenz(a,h)anthracene	0.859	0.755	12.1		
94	p	Benzo(ghi)perylene	0.911	0.812	10.9		

(#)=Out of Range l=linear, lf=liner(0,0), q=quadratic, qf=quadratic(0,0)
Laboratory Warning Limits Out = 0

Quantitation Report (QT Reviewed)

Data Path : H:\SV2017\CHEM06\04APR\24\
Data File : 0424_12.D
Acq On : 24 Apr 2017 9:02 pm
Operator :
Client ID : CCAL 30
Lab ID : 30PPM 8270;12T
ALS Vial : 2 Sample Multiplier: 1

Quant Time: Apr 25 09:18:12 2017
Quant Method : H:\SV2017\CHEM06\METHODS\SV_0424.M
Quant Title : Semivolatiles by GC/MS - EPA Method 625/8270
QLast Update : Mon Apr 24 12:54:51 2017
Response via : Initial Calibration

Compound	R.T.	QIon	Response	Conc	Units		Dev(Min)
Internal Standards							
1) 1,4-Dichlorobenzene-d4	2.577	152	181129	40.000	ng		0.00
23) Naphthalene-d8	3.553	136	645047	40.000	ng		0.00
41) Acenaphthene-d10	5.028	164	368679	40.000	ng		0.00
65) Phenanthrene-d10	6.273	188	677803	40.000	ng	#	0.00
81) Chrysene-d12	8.576	240	702893	40.000	ng		0.00
88) Perylene-d12	10.474	264	637305	40.000	ng		0.00
System Monitoring Compounds							
5) % 2-Fluorophenol	1.796	112	110991	25.180	ng		0.00
Spiked Amount 75.000	Range 30 - 130		Recovery =	33.57%			
6) % Phenol-d5	2.384	99	139833	25.497	ng		0.00
Spiked Amount 75.000	Range 30 - 130		Recovery =	34.00%			
21) % Nitrobenzene-d5	3.012	82	126516	27.247	ng		0.00
Spiked Amount 50.000	Range 30 - 130		Recovery =	54.50%			
44) % 2-Fluorobiphenyl	4.469	172	279797	25.711	ng		0.00
Spiked Amount 50.000	Range 30 - 130		Recovery =	51.42%			
66) % 2,4,6-Tribromophenol	5.709	62	24124	25.762	ng		0.00
Spiked Amount 75.000	Range 30 - 130		Recovery =	34.35%			
80) % Terphenyl-d14	7.666	244	287321	25.110	ng		0.00
Spiked Amount 50.000			Recovery =	50.22%			
Target Compounds							Qvalue
2) N-Nitrosodimethylamine	1.167	74	66698	26.718	ng		94
3) Pyridine	1.167	79	110609	23.701	ng		90
7) Phenol	2.395	94	168726	26.963	ng		98
8) Bis(2-chloroethyl)ether	2.431	93	113198	26.098	ng		98
9) Aniline	2.389	93	183062	26.548	ng		97
10) 2-Chlorophenol	2.460	128	140910	26.987	ng		99
11) 1,3-Dichlorobenzene	2.554	146	154842	26.486	ng		99
12) 1,4-Dichlorobenzene	2.589	146	157856	26.250	ng		98
14) 1,2-Dichlorobenzene	2.724	146	147320	26.152	ng		99
15) 2-Methylphenol (o-cresol)	2.813	107	102763	26.271	ng		99
16) Bis(2-chloroisopropyl)...	2.818	45	134835	26.990	ng		98
17) N-Nitrosodi-n-propylamine	2.924	70	81538	26.839	ng		85
18) 3&4-Methylphenol (m&p-...	2.924	107	150866	26.935	ng		99
19) Acetophenone	2.901	105	171142	26.281	ng		100
20) Hexachloroethane	2.942	117	64810	26.846	ng		96
22) Nitrobenzene	3.030	77	128826	26.761	ng		96
24) Isophorone	3.206	82	226349	27.244	ng		99
25) 2-Nitrophenol	3.277	81	29568	27.343	ng		97
26) 2,4-Dimethylphenol	3.330	107	128966	26.791	ng		99
27) Bis(2-chloroethoxy)met...	3.400	93	129253	27.220	ng		99
28) Benzoic Acid	3.453	105	89786	27.873	ng		98
29) 2,4-Dichlorophenol	3.465	162	118541	27.428	ng		99
30) 1,2,4-Trichlorobenzene	3.523	180	130130	27.050	ng		99
33) Naphthalene	3.570	128	400399	26.860	ng		99
34) 4-Chloroaniline	3.653	65	47299	28.804	ng		99
36) Hexachlorobutadiene	3.723	225	78112	26.671	ng		100
37) 4-Chloro-3-methylphenol	4.082	107	109020	27.336	ng		99
38) 2-Methylnaphthalene	4.135	142	275127	27.028	ng		99
39) Hexachlorocyclopentadiene	4.328	237	74529	27.999	ng		100
40) 1,2,4,5-Tetrachloroben...	4.311	216	134740	26.002	ng		99
42) 2,4,6-Trichlorophenol	4.417	196	82855	26.173	ng		98
43) 2,4,5-Trichlorophenol	4.452	196	89179	27.058	ng		98
45) 2-Chloronaphthalene	4.540	162	260695	26.332	ng		98
46) 4-Nitroaniline	4.681	65	68908	27.563	ng		98
48) Dimethylphthalate	4.869	163	284957	26.666	ng		99
49) 2,6-Dinitrotoluene	4.922	165	66037	26.930	ng		97
50) Acenaphthylene	4.892	152	403348	27.373	ng		100
51) 3-Nitroaniline	5.039	138	75009	26.979	ng		97
52) Acenaphthene	5.051	154	236801	26.269	ng		99
53) 2,4-Dinitrophenol	5.127	184	38002	32.510	ng		100

Quantitation Report (QT Reviewed)

Data Path : H:\SV2017\CHEM06\04APR\24\
Data File : 0424_12.D
Acq On : 24 Apr 2017 9:02 pm
Operator :
Client ID : CCAL 30
Lab ID : 30PPM 8270;12T
ALS Vial : 2 Sample Multiplier: 1

Quant Time: Apr 25 09:18:12 2017
Quant Method : H:\SV2017\CHEM06\METHODS\SV_0424.M
Quant Title : Semivolatiles by GC/MS - EPA Method 625/8270
QLast Update : Mon Apr 24 12:54:51 2017
Response via : Initial Calibration

Compound	R.T.	QIon	Response	Conc	Units		Dev(Min)
54) Dibenzofuran	5.186	168	367080	26.829	ng		100
55) 2,4-Dinitrotoluene	5.257	165	88754	27.444	ng		98
56) 4-Nitrophenol	5.227	65	51130	27.567	ng		98
58) Diethyl phthalate	5.468	149	290684	26.556	ng		99
59) Fluorene	5.480	166	301978	26.637	ng		100
60) 4-Chlorophenyl phenyl ...	5.492	204	142519	26.501	ng		99
61) 2-Nitroaniline	5.568	108	63329	29.346	ng		93
62) 4,6-Dinitro-2-methylph...	5.598	198	54994	28.219	ng		97
63) N-Nitrosodiphenylamine	5.609	169	197974	26.706	ng		98
64) Azobenzene	5.627	77	283016	26.089	ng		99
67) 4-Bromophenyl phenyl e...	5.903	248	80280	26.109	ng		98
68) Hexachlorobenzene	6.015	142	38264	27.346	ng		92
69) Pentachlorophenol	6.185	266	41927	24.971	ng		99
70) Pentachloronitrobenzene	6.250	214	27444	24.766	ng		97
72) Phenanthrene	6.291	178	424809	26.213	ng		99
73) Anthracene	6.326	178	430300	26.477	ng		100
74) Carbazole	6.491	167	404407	26.932	ng		100
75) Di-n-butylphthalate	6.861	149	488901	26.801	ng		100
77) Fluoranthene	7.307	202	480219	26.267	ng		99
78) Benzidine	7.454	184	127261	29.361	ng	#	87
79) Pyrene	7.495	202	490409	26.126	ng		100
82) Benzyl butyl phthalate	8.130	149	213710	26.524	ng		96
83) Bis(2-ethylhexyl)phtha...	8.700	149	301073	26.260	ng		99
84) Benz(a)anthracene	8.559	228	444048	26.382	ng		99
85) Chrysene	8.600	228	407719	26.255	ng		99
86) Di-n-octylphthalate	9.446	149	515752	27.372	ng		100
87) 3,3'-dichlorobenzidine	8.576	252	144378	24.794	ng		98
89) Benzo(b)fluoranthene	9.875	252	436518	26.344	ng		99
90) Benzo(k)fluoranthene	9.910	252	397608	26.753	ng		99
91) Benzo(a)pyrene	10.368	252	400617	26.166	ng		100
92) Indeno(1,2,3-cd)pyrene	12.525	276	357972	26.255	ng		99
93) Dibenz(a,h)anthracene	12.601	278	360846	26.362	ng		99
94) Benzo(ghi)perylene	13.089	276	388112	26.729	ng		100

(#)out of range (m)manual integration reviewed by analyst (+)signals summed

Quantitation Report (QT Reviewed)

Data Path : H:\SV2017\CHEM06\04APR\24\
Data File : 0424_12.D
Acq On : 24 Apr 2017 9:02 pm
Operator :
Client ID : CCAL 30
Lab ID : 30PPM 8270;12T
ALS Vial : 2 Sample Multiplier: 1

Quant Time: Apr 25 09:18:12 2017
Quant Method : H:\SV2017\CHEM06\METHODS\SV_0424.M
Quant Title : Semivolatiles by GC/MS - EPA Method 625/8270
QLast Update : Mon Apr 24 12:54:51 2017
Response via : Initial Calibration



7B
SEMIVOLATILE ENDING CALIBRATION CHECK

Lab Name: Phoenix Environmental Labs Client:

Lab Code: Phoenix Case No.: SAS No.: SDG No.: GBY06958

Instrument: CHEM06 Calibration Date: 04/25/17 Time: 08:16

Lab File Id: 0424_41.D Init. Calib. Date(s): 04/24/17 04/24/17

Heated Purge (Y/N): Y Init. Calib. Times: 09:11 12:32

GC Column: v factor 4 Method File: SV_0424.M

COMPOUND	RRF	RRF30	RRF MIN	%D	% D LIMITS
N-Nitrosodimethylamine	0.551	0.566	0.010	-2.7	50
Pyridine	1.031	1.017	0.010	1.4	50
Phenol	1.382	1.261	0.010	8.8	50
Bis(2-chloroethyl)ether	0.958	0.828	0.010	13.6	50
Aniline	1.523	1.414	0.010	7.2	50
2-Chlorophenol	1.153	1.037	0.010	10.1	50
1,3-Dichlorobenzene	1.291	1.097	0.010	15.0	50
1,4-Dichlorobenzene	1.328	1.174	0.010	11.6	50
1,2-Dichlorobenzene	1.244	1.069	0.010	14.1	50
2-Methylphenol (o-cresol)	0.864	0.770	0.010	10.9	50
Bis(2-chloroisopropyl)ether	1.103	1.040	0.010	5.7	50
N-Nitrosodi-n-propylamine	0.671	0.609	0.010	9.2	50
3&4-Methylphenol (m&p-cresol)	1.237	1.116	0.010	9.8	50
Acetophenone	1.438	1.261	0.010	12.3	50
Hexachloroethane	0.533	0.306	0.010	42.6	50
Nitrobenzene	1.063	0.958	0.010	9.9	50
Isophorone	0.515	0.479	0.010	7.0	50
2-Nitrophenol	0.067	0.056	0.010	16.4	50
2,4-Dimethylphenol	0.299	0.269	0.010	10.0	50
Bis(2-chloroethoxy)methane	0.294	0.261	0.010	11.2	50
Benzoic Acid	0.200	0.193	0.010	3.5	50
2,4-Dichlorophenol	0.268	0.243	0.010	9.3	50
1,2,4-Trichlorobenzene	0.298	0.262	0.010	12.1	50
Naphthalene	0.924	0.831	0.010	10.1	50
4-Chloroaniline	0.102	0.099	0.010	2.9	50
Hexachlorobutadiene	0.182	0.161	0.010	11.5	50
4-Chloro-3-methylphenol	0.247	0.228	0.010	7.7	50
2-Methylnaphthalene	0.631	0.558	0.010	11.6	50
Hexachlorocyclopentadiene	0.165	0.009	* 0.010	94.5 #	50
1,2,4,5-Tetrachlorobenzene	0.321	0.274	0.010	14.6	50
2,4,6-Trichlorophenol	0.343	0.314	0.010	8.5	50
2,4,5-Trichlorophenol	0.358	0.332	0.010	7.3	50
2-Chloronaphthalene	1.074	0.938	0.010	12.7	50
4-Nitroaniline	0.271	0.244	0.010	10.0	50
Dimethylphthalate	1.159	1.021	0.010	11.9	50
2,6-Dinitrotoluene	0.266	0.226	0.010	15.0	50

(*) Recommended RRF not met. (#) Maximum %D not met.

FORM VII SV

7B
SEMIVOLATILE ENDING CALIBRATION CHECK

Lab Name: Phoenix Environmental Labs Client:

Lab Code: Phoenix Case No.: SAS No.: SDG No.: GBY06958

Instrument: CHEM06 Calibration Date: 04/25/17 Time: 08:16

Lab File Id: 0424_41.D Init. Calib. Date(s): 04/24/17 04/24/17

Heated Purge (Y/N): Y Init. Calib. Times: 09:11 12:32

GC Column: v factor 4 Method File: SV_0424.M

COMPOUND	RRF	RRF30	RRF MIN	%D	% D LIMITS
Acenaphthylene	1.599	1.415	0.010	11.5	50
3-Nitroaniline	0.302	0.265	0.010	12.3	50
Acenaphthene	0.978	0.846	0.010	13.5	50
2,4-Dinitrophenol	0.127	0.010	0.010	92.1 #	50
Dibenzofuran	1.484	1.304	0.010	12.1	50
2,4-Dinitrotoluene	0.351	0.299	0.010	14.8	50
4-Nitrophenol	0.201	0.200	0.010	0.5	50
Diethyl phthalate	1.188	1.038	0.010	12.6	50
Fluorene	1.230	1.073	0.010	12.8	50
4-Chlorophenyl phenyl ether	0.583	0.513	0.010	12.0	50
2-Nitroaniline	0.234	0.221	0.010	5.6	50
4,6-Dinitro-2-methylphenol	0.211	0.022	0.010	89.6 #	50
N-Nitrosodiphenylamine	0.804	0.722	0.010	10.2	50
Azobenzene	1.177	0.969	0.010	17.7	50
4-Bromophenyl phenyl ether	0.181	0.152	0.010	16.0	50
Hexachlorobenzene	0.083	0.070	0.010	15.7	50
Pentachlorophenol	0.099	0.106	0.010	-7.1	50
Pentachloronitrobenzene	0.065	0.048	0.010	26.2	50
Phenanthrene	0.956	0.830	0.010	13.2	50
Anthracene	0.959	0.826	0.010	13.9	50
Carbazole	0.886	0.789	0.010	10.9	50
Di-n-butylphthalate	1.077	0.921	0.010	14.5	50
Fluoranthene	1.079	1.007	0.010	6.7	50
Benzidine	0.256	0.286	0.010	-11.7	50
Pyrene	1.108	1.053	0.010	5.0	50
Benzyl butyl phthalate	0.459	0.356	0.010	22.4	50
Bis(2-ethylhexyl)phthalate	0.652	0.500	0.010	23.3	50
Benz(a)anthracene	0.958	0.815	0.010	14.9	50
Chrysene	0.884	0.738	0.010	16.5	50
Di-n-octylphthalate	1.072	0.897	0.010	16.3	50
3,3'-dichlorobenzidine	0.331	0.303	0.010	8.5	50
Benzo(b)fluoranthene	1.040	0.928	0.010	10.8	50
Benzo(k)fluoranthene	0.933	0.798	0.010	14.5	50
Benzo(a)pyrene	0.961	0.802	0.010	16.5	50
Indeno(1,2,3-cd)pyrene	0.856	0.652	0.010	23.8	50
Dibenz(a,h)anthracene	0.859	0.671	0.010	21.9	50

(*) Recommended RRF not met. (#) Maximum %D not met.

FORM VII SV

7B
SEMIVOLATILE ENDING CALIBRATION CHECK

Lab Name: Phoenix Environmental Labs Client:

Lab Code: Phoenix Case No.: SAS No.: SDG No.: GBY06958

Instrument: CHEM06 Calibration Date: 04/25/17 Time: 08:16

Lab File Id: 0424_41.D Init. Calib. Date(s): 04/24/17 04/24/17

Heated Purge (Y/N): Y Init. Calib. Times: 09:11 12:32

GC Column: v factor 4 Method File: SV_0424.M

COMPOUND	RRF	RRF30	RRF MIN	%D	% D LIMITS
Benzo(ghi)perylene	0.911	0.674	0.010	26.0	50
% 2-Fluorophenol	0.973	0.846	0.010	13.1	50
% Phenol-d5	1.211	1.059	0.010	12.6	50
% Nitrobenzene-d5	1.025	0.919	0.010	10.3	50
% 2-Fluorobiphenyl	1.181	1.011	0.010	14.4	50
% 2,4,6-Tribromophenol	0.055	0.050	0.010	9.1	50
% Terphenyl-d14	0.675	0.617	0.010	8.6	50

(*) Recommended RRF not met. (#) Maximum %D not met.

FORM VII SV

Evaluate Continuing Calibration Report

Data Path : H:\SV2017\CHEM06\04APR\24\
Data File : 0424_41.D
Acq On : 25 Apr 2017 8:16 am
Operator :
Client ID : CCAL 30
Lab ID : 30PPM 8270;12T
ALS Vial : 30 Sample Multiplier: 1

Quant Time: Apr 25 09:19:45 2017
Quant Method : H:\SV2017\CHEM06\METHODS\SV_0424.M
Quant Title : Semivolatiles by GC/MS - EPA Method 625/8270
QLast Update : Mon Apr 24 12:54:51 2017
Response via : Initial Calibration

Note: Curves (l,lf,q,qf) display calculated concentration.
Min. RRF : 0.050 Min. Rel. Area : 50% Max. R.T. Dev 0.50min
Max. RRF Dev : 20% Max. Rel. Area : 200%

		Compound	AvgRF	CCRF	%Dev	Area%	
1	ISTD	1,4-Dichlorobenzene-d4	1.000	1.000	0.0		132
2	T	N-Nitrosodimethylamine	0.551	0.566	-2.7		
3	T	Pyridine	1.031	1.017	1.4		
5	SURR	% 2-Fluorophenol	0.973	0.846	13.1		
6	SURR	% Phenol-d5	1.211	1.059	12.6		
7	p	Phenol	1.382	1.261	8.8		
8	p	Bis(2-chloroethyl)ether	0.958	0.828	13.6		
9	T	Aniline	1.523	1.414	7.2		
10	p	2-Chlorophenol	1.153	1.037	10.1		
11	T	1,3-Dichlorobenzene	1.291	1.097	15.0		
12		1,4-Dichlorobenzene	1.328	1.174	11.6		
14	T	1,2-Dichlorobenzene	1.244	1.069	14.1		
15	p	2-Methylphenol (o-cresol)	0.864	0.770	10.9		
16	T	Bis(2-chloroisopropyl)ether	1.103	1.040	5.7		
17	p	N-Nitrosodi-n-propylamine	0.671	0.609	9.2		
18	p	3&4-Methylphenol (m&p-creso	1.237	1.116	9.8		
19	p	Acetophenone	1.438	1.261	12.3		
20	p	Hexachloroethane	0.533	0.306	42.6	#	
21	SURR	% Nitrobenzene-d5	1.025	0.919	10.3		
22	p	Nitrobenzene	1.063	0.958	9.9		
23	ISTD	Naphthalene-d8	1.000	1.000	0.0		124
24	p	Isophorone	0.515	0.479	7.0		
25	p	2-Nitrophenol	0.067	0.056	16.4	#	
26	p	2,4-Dimethylphenol	0.299	0.269	10.0		
27	p	Bis(2-chloroethoxy)methane	0.294	0.261	11.2	#	
28	T	Benzoic Acid	0.200	0.193	3.5		
29	p	2,4-Dichlorophenol	0.268	0.243	9.3		
30	T	1,2,4-Trichlorobenzene	0.298	0.262	12.1		
33	p	Naphthalene	0.924	0.831	10.1		
34	p	4-Chloroaniline	0.102	0.099	2.9		
36	p	Hexachlorobutadiene	0.182	0.161	11.5		
37	p	4-Chloro-3-methylphenol	0.247	0.228	7.7		
38	p	2-Methylnaphthalene	0.631	0.558	11.6		
39	p	Hexachlorocyclopentadiene	0.165	0.009	94.5	#	
40	p	1,2,4,5-Tetrachlorobenzene	0.321	0.274	14.6		
41	ISTD	Acenaphthene-d10	1.000	1.000	0.0		131
42	p	2,4,6-Trichlorophenol	0.343	0.314	8.5		
43	p	2,4,5-Trichlorophenol	0.358	0.332	7.3		
44	SURR	% 2-Fluorobiphenyl	1.181	1.011	14.4		
45	p	2-Chloronaphthalene	1.074	0.938	12.7		
46	p	4-Nitroaniline	0.271	0.244	10.0		
48	p	Dimethylphthalate	1.159	1.021	11.9		
49	p	2,6-Dinitrotoluene	0.266	0.226	15.0		
50	p	Acenaphthylene	1.599	1.415	11.5		
51	p	3-Nitroaniline	0.302	0.265	12.3		
52	p	Acenaphthene	0.978	0.846	13.5	#	
53	P	2,4-Dinitrophenol	0.127	0.010	92.1	#	
54	p	Dibenzofuran	1.484	1.304	12.1		
55	p	2,4-Dinitrotoluene	0.351	0.299	14.8		
56	p	4-Nitrophenol	0.201	0.200	0.5		
58	p	Diethyl phthalate	1.188	1.038	12.6		
59	p	Fluorene	1.230	1.073	12.8		
60	p	4-Chlorophenyl phenyl ether	0.583	0.513	12.0		
61	p	2-Nitroaniline	0.234	0.221	5.6		
62	p	4,6-Dinitro-2-methylphenol	0.211	0.022	89.6	#	
63	p	N-Nitrosodiphenylamine	0.804	0.722	10.2		
64	T	Azobenzene	1.177	0.969	17.7		

Evaluate Continuing Calibration Report

Data Path : H:\SV2017\CHEM06\04APR\24\
Data File : 0424_41.D
Acq On : 25 Apr 2017 8:16 am
Operator :
Client ID : CCAL 30
Lab ID : 30PPM 8270;12T
ALS Vial : 30 Sample Multiplier: 1

Quant Time: Apr 25 09:19:45 2017
Quant Method : H:\SV2017\CHEM06\METHODS\SV_0424.M
Quant Title : Semivolatiles by GC/MS - EPA Method 625/8270
QLast Update : Mon Apr 24 12:54:51 2017
Response via : Initial Calibration

Note: Curves (l,lf,q,qf) display calculated concentration.
Min. RRF : 0.050 Min. Rel. Area : 50% Max. R.T. Dev 0.50min
Max. RRF Dev : 20% Max. Rel. Area : 200%

		Compound	AvgRF	CCRF	%Dev	Area%	
65	ISTD	Phenanthrene-d10	1.000	1.000	0.0		142
66	SURR	% 2,4,6-Tribromophenol	0.055	0.050#	9.1		
67	p	4-Bromophenyl phenyl ether	0.181	0.152	16.0		
68	p	Hexachlorobenzene	0.083	0.070#	15.7		
69	p	Pentachlorophenol	0.099	0.106	-7.1		
70	T	Pentachloronitrobenzene	0.065	0.048#	26.2#		
72	p	Phenanthrene	0.956	0.830	13.2		
73	p	Anthracene	0.959	0.826	13.9		
74	p	Carbazole	0.886	0.789	10.9		
75	p	Di-n-butylphthalate	1.077	0.921	14.5		
77	p	Fluoranthene	1.079	1.007	6.7		
78	p	Benzidine	0.256	0.286	-11.7		
79	p	Pyrene	1.108	1.053	5.0		
80	SURR	% Terphenyl-d14	0.675	0.617	8.6		
81	ISTD	Chrysene-d12	1.000	1.000	0.0		176
82	p	Benzyl butyl phthalate	0.459	0.356	22.4#		
83	p	Bis(2-ethylhexyl)phthalate	0.652	0.500	23.3#		
84	p	Benz(a)anthracene	0.958	0.815	14.9		
85	p	Chrysene	0.884	0.738	16.5		
86	p	Di-n-octylphthalate	1.072	0.897	16.3		
87	p	3,3'-dichlorobenzidine	0.331	0.303	8.5		
88	ISTD	Perylene-d12	1.000	1.000	0.0		143
89	p	Benzo(b)fluoranthene	1.040	0.928	10.8		
90	p	Benzo(k)fluoranthene	0.933	0.798	14.5		
91	p	Benzo(a)pyrene	0.961	0.802	16.5		
92	p	Indeno(1,2,3-cd)pyrene	0.856	0.652	23.8#		
93	p	Dibenz(a,h)anthracene	0.859	0.671	21.9#		
94	p	Benzo(ghi)perylene	0.911	0.674	26.0#		

(#)=Out of Range l=linear, lf=liner(0,0), q=quadratic, qf=quadratic(0,0)
Laboratory Warning Limits Out = 0

Quantitation Report (QT Reviewed)

Data Path : H:\SV2017\CHEM06\04APR\24\
Data File : 0424_41.D
Acq On : 25 Apr 2017 8:16 am
Operator :
Client ID : CCAL 30
Lab ID : 30PPM 8270;12T
ALS Vial : 30 Sample Multiplier: 1

Quant Time: Apr 25 09:19:45 2017
Quant Method : H:\SV2017\CHEM06\METHODS\SV_0424.M
Quant Title : Semivolatiles by GC/MS - EPA Method 625/8270
QLast Update : Mon Apr 24 12:54:51 2017
Response via : Initial Calibration

Compound	R.T.	QIon	Response	Conc	Units		Dev(Min)
Internal Standards							
1) 1,4-Dichlorobenzene-d4	2.589	152	287333	40.000	ng		0.00
23) Naphthalene-d8	3.564	136	1028004	40.000	ng		0.01
41) Acenaphthene-d10	5.039	164	584926	40.000	ng		0.01
65) Phenanthrene-d10	6.291	188	1131470	40.000	ng		0.02
81) Chrysene-d12	8.606	240	1505590	40.000	ng		0.02
88) Perylene-d12	10.533	264	1118599	40.000	ng		0.05
System Monitoring Compounds							
5) % 2-Fluorophenol	1.808	112	182247	26.063	ng		0.01
Spiked Amount 75.000	Range 30 - 130		Recovery =	34.75%			
6) % Phenol-d5	2.401	99	228267	26.238	ng		0.01
Spiked Amount 75.000	Range 30 - 130		Recovery =	34.99%			
21) % Nitrobenzene-d5	3.024	82	197997	26.880	ng		0.00
Spiked Amount 50.000	Range 30 - 130		Recovery =	53.76%			
44) % 2-Fluorobiphenyl	4.481	172	443704	25.699	ng		0.00
Spiked Amount 50.000	Range 30 - 130		Recovery =	51.40%			
66) % 2,4,6-Tribromophenol	5.721	62	42379	27.111	ng		0.01
Spiked Amount 75.000	Range 30 - 130		Recovery =	36.15%			
80) % Terphenyl-d14	7.677	244	523814	27.423	ng		0.01
Spiked Amount 50.000			Recovery =	54.84%			
Target Compounds							Qvalue
2) N-Nitrosodimethylamine	1.179	74	122055	30.821	ng		94
3) Pyridine	1.173	79	219230	29.613	ng		91
7) Phenol	2.407	94	271785	27.379	ng		96
8) Bis(2-chloroethyl)ether	2.436	93	178518	25.945	ng		94
9) Aniline	2.395	93	304820	27.866	ng		97
10) 2-Chlorophenol	2.472	128	223370	26.967	ng		97
11) 1,3-Dichlorobenzene	2.560	146	236352	25.485	ng		100
12) 1,4-Dichlorobenzene	2.601	146	253040	26.525	ng		99
14) 1,2-Dichlorobenzene	2.730	146	230300	25.771	ng		99
15) 2-Methylphenol (o-cresol)	2.830	107	165856	26.728	ng		99
16) Bis(2-chloroisopropyl)...	2.824	45	224049	28.271	ng		97
17) N-Nitrosodi-n-propylamine	2.930	70	131267	27.238	ng	#	76
18) 3&4-Methylphenol (m&p-...	2.942	107	240397	27.056	ng		99
19) Acetophenone	2.912	105	271674	26.299	ng		99
20) Hexachloroethane	2.947	117	65895	17.207	ng		98
22) Nitrobenzene	3.036	77	206350	27.021	ng		95
24) Isophorone	3.218	82	369047	27.872	ng		99
25) 2-Nitrophenol	3.282	81	42812	24.842	ng		98
26) 2,4-Dimethylphenol	3.347	107	207167	27.004	ng		98
27) Bis(2-chloroethoxy)met...	3.406	93	201532	26.631	ng		98
28) Benzoic Acid	3.488	105	148610	28.949	ng		91
29) 2,4-Dichlorophenol	3.482	162	187055	27.157	ng		96
30) 1,2,4-Trichlorobenzene	3.535	180	201636	26.300	ng		99
33) Naphthalene	3.576	128	640834	26.975	ng		100
34) 4-Chloroaniline	3.658	65	76067	29.066	ng		98
36) Hexachlorobutadiene	3.729	225	123772	26.518	ng		100
37) 4-Chloro-3-methylphenol	4.099	107	175469	27.608	ng		99
38) 2-Methylnaphthalene	4.146	142	430181	26.518	ng		97
39) Hexachlorocyclopentadiene	4.334	237	6798	1.602	ng		95
40) 1,2,4,5-Tetrachloroben...	4.322	216	211621	25.625	ng		100
42) 2,4,6-Trichlorophenol	4.428	196	137929	27.462	ng		99
43) 2,4,5-Trichlorophenol	4.469	196	145494	27.824	ng		98
45) 2-Chloronaphthalene	4.552	162	411613	26.205	ng		99
46) 4-Nitroaniline	4.693	65	107252	27.040	ng		98
48) Dimethylphthalate	4.875	163	447743	26.409	ng		100
49) 2,6-Dinitrotoluene	4.939	165	99149	25.485	ng		93
50) Acenaphthylene	4.904	152	620621	26.547	ng		100
51) 3-Nitroaniline	5.051	138	116061	26.311	ng		97
52) Acenaphthene	5.063	154	371331	25.964	ng		98
53) 2,4-Dinitrophenol	5.151	184	4329	2.334	ng		98

Quantitation Report (QT Reviewed)

Data Path : H:\SV2017\CHEM06\04APR\24\
Data File : 0424_41.D
Acq On : 25 Apr 2017 8:16 am
Operator :
Client ID : CCAL 30
Lab ID : 30PPM 8270;12T
ALS Vial : 30 Sample Multiplier: 1

Quant Time: Apr 25 09:19:45 2017
Quant Method : H:\SV2017\CHEM06\METHODS\SV_0424.M
Quant Title : Semivolatiles by GC/MS - EPA Method 625/8270
QLast Update : Mon Apr 24 12:54:51 2017
Response via : Initial Calibration

Compound	R.T.	QIon	Response	Conc	Units		Dev(Min)
54) Dibenzofuran	5.198	168	571983	26.350	ng		99
55) 2,4-Dinitrotoluene	5.274	165	131174	25.566	ng		99
56) 4-Nitrophenol	5.257	65	87867	29.860	ng		96
58) Diethyl phthalate	5.480	149	455174	26.210	ng		99
59) Fluorene	5.492	166	470855	26.178	ng		98
60) 4-Chlorophenyl phenyl ...	5.503	204	225059	26.377	ng		98
61) 2-Nitroaniline	5.580	108	96808	28.275	ng		99
62) 4,6-Dinitro-2-methylph...	5.621	198	9852	3.186	ng	#	1
63) N-Nitrosodiphenylamine	5.627	169	316811	26.937	ng		98
64) Azobenzene	5.639	77	425173	24.703	ng		99
67) 4-Bromophenyl phenyl e...	5.915	248	129375	25.206	ng		97
68) Hexachlorobenzene	6.032	142	59510	25.478	ng		97
69) Pentachlorophenol	6.208	266	90213	32.187	ng		98
70) Pentachloronitrobenzene	6.267	214	40539	21.915	ng		97
72) Phenanthrene	6.308	178	703938	26.020	ng		100
73) Anthracene	6.344	178	701222	25.847	ng		100
74) Carbazole	6.508	167	669627	26.714	ng		97
75) Di-n-butylphthalate	6.867	149	781793	25.673	ng		100
77) Fluoranthene	7.331	202	854744	28.007	ng		99
78) Benzidine	7.472	184	242738	33.549	ng		99
79) Pyrene	7.519	202	893254	28.507	ng		100
82) Benzyl butyl phthalate	8.142	149	401996	23.293	ng		98
83) Bis(2-ethylhexyl)phtha...	8.711	149	564639	22.992	ng		100
84) Benz(a)anthracene	8.582	228	920612	25.535	ng		99
85) Chrysene	8.629	228	833134	25.047	ng		99
86) Di-n-octylphthalate	9.464	149	1012668	25.091	ng		100
87) 3,3'-dichlorobenzidine	8.600	252	342363	27.448	ng		100
89) Benzo(b)fluoranthene	9.922	252	778960	26.783	ng		98
90) Benzo(k)fluoranthene	9.957	252	669511	25.665	ng		99
91) Benzo(a)pyrene	10.421	252	673033	25.045	ng		98
92) Indeno(1,2,3-cd)pyrene	12.619	276	546973	22.856	ng		99
93) Dibenz(a,h)anthracene	12.689	278	563264	23.445	ng		98
94) Benzo(ghi)perylene	13.189	276	565078	22.172	ng		98

(#)out of range (m)manual integration reviewed by analyst (+)signals summed

Quantitation Report (QT Reviewed)

Data Path : H:\SV2017\CHEM06\04APR\24\
Data File : 0424_41.D
Acq On : 25 Apr 2017 8:16 am
Operator :
Client ID : CCAL 30
Lab ID : 30PPM 8270;12T
ALS Vial : 30 Sample Multiplier: 1

Quant Time: Apr 25 09:19:45 2017
Quant Method : H:\SV2017\CHEM06\METHODS\SV_0424.M
Quant Title : Semivolatiles by GC/MS - EPA Method 625/8270
QLast Update : Mon Apr 24 12:54:51 2017
Response via : Initial Calibration

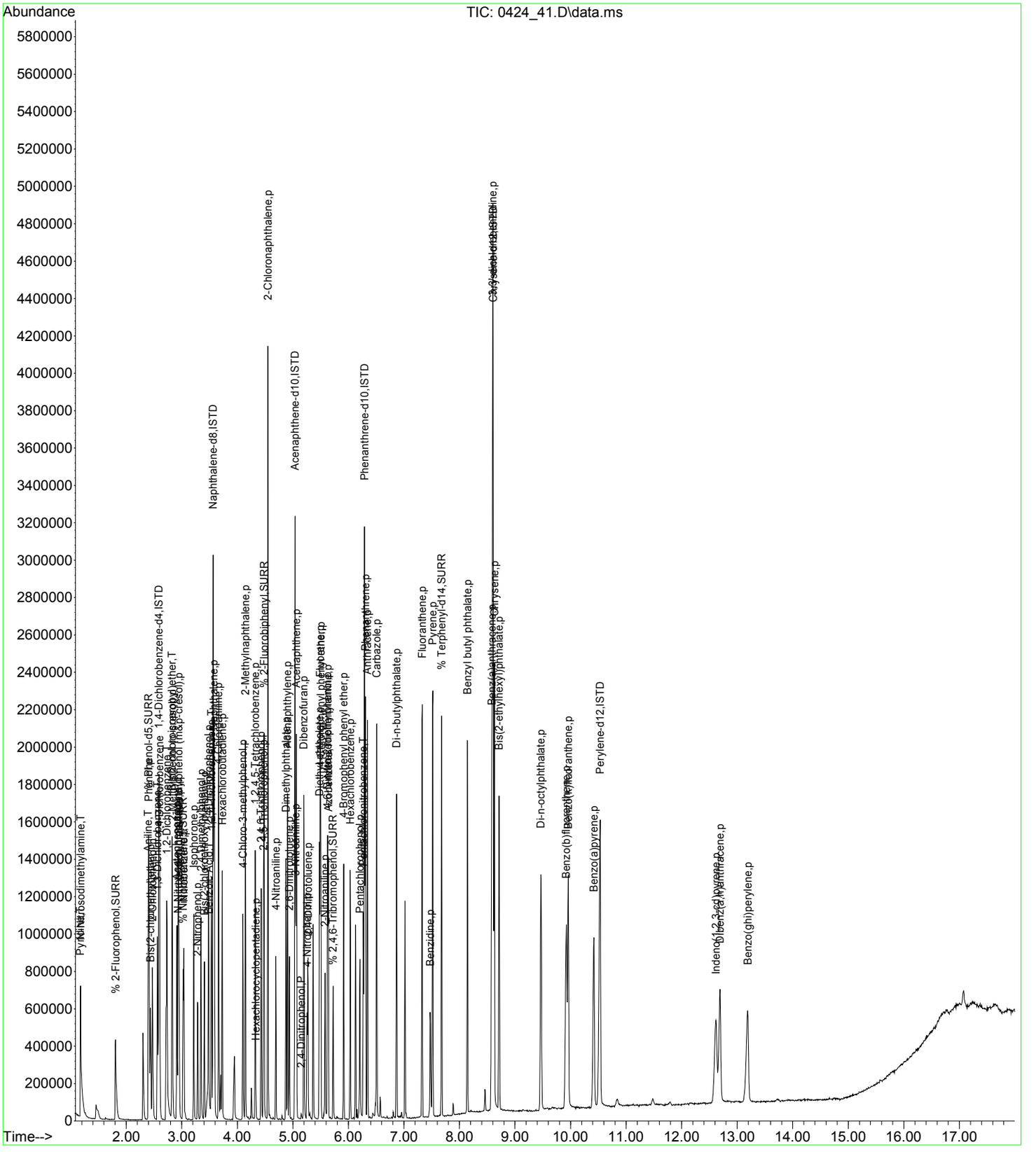

7B
SEMIVOLATILE CONTINUING CALIBRATION CHECK

Lab Name: Phoenix Environmental Labs Client:

Lab Code: Phoenix Case No.: SAS No.: SDG No.: GBY06958

Instrument: CHEM27 Calibration Date: 04/25/17 Time: 08:30

Lab File Id: 0425_02.D Init. Calib. Date(s): 04/19/17 04/19/17

Heated Purge (Y/N): Y Init. Calib. Times: 10:44 13:48

GC Column: v factor 4 Method File: SV_0419.M

COMPOUND		RRF	RRF30	RRF MIN	%D	% D LIMITS
1,4-Dichlorobenzene-d4	(IS Areas & Pct)	204354	266313	n.a.	130.3	50-200
Naphthalene-d8	(IS Areas & Pct)	801221	988153	n.a.	123.3	50-200
Acenaphthene-d10	(IS Areas & Pct)	460703	458687	n.a.	99.6	50-200
Phenanthrene-d10	(IS Areas & Pct)	948020	965577	n.a.	101.9	50-200
Chrysene-d12	(IS Areas & Pct)	1156087	1015919	n.a.	87.9	50-200
Perylene-d12	(IS Areas & Pct)	1107457	949372	n.a.	85.7	50-200
N-Nitrosodimethylamine		0.752	0.493	0.010	34.4 +	20 (40)
Pyridine		1.264	0.810	0.010	35.9 +	20 (40)
Phenol		1.506	1.292	0.800	14.2	20 (40)
Bis(2-chloroethyl)ether		1.163	0.958	0.700	17.6	20 (40)
Aniline		1.781	1.556	0.010	12.6	20 (40)
2-Chlorophenol		1.069	0.945	0.800	11.6	20 (40)
1,3-Dichlorobenzene		1.253	1.098	0.010	12.4	20 (40)
1,4-Dichlorobenzene		1.288	1.130	0.010	12.3	20 (40)
1,2-Dichlorobenzene		1.210	1.070	0.010	11.6	20 (40)
2-Methylphenol (o-cresol)		0.950	0.828	0.700	12.8	20 (40)
Bis(2-chloroisopropyl)ether		0.715	0.653	0.010	8.7	20 (40)
N-Nitrosodi-n-propylamine		1.048	0.880	0.500	16.0	20 (40)
3&4-Methylphenol (m&p-cresol)		1.415	1.239	0.600	12.4	20 (40)
Acetophenone		1.804	1.475	0.010	18.2	20 (40)
Hexachloroethane		0.549	0.513	0.300	6.6	20 (40)
Nitrobenzene		1.602	1.329	0.200	17.0	20 (40)
Isophorone		0.660	0.652	0.400	1.2	20 (40)
2-Nitrophenol		0.095	0.091	* 0.100	4.2	20 (40)
2,4-Dimethylphenol		0.321	0.315	0.200	1.9	20 (40)
Bis(2-chloroethoxy)methane		0.331	0.322	0.300	2.7	20 (40)
Benzoic Acid		0.248	0.239	0.010	3.6	20 (40)
2,4-Dichlorophenol		0.244	0.233	0.200	4.5	20 (40)
1,2,4-Trichlorobenzene		0.286	0.283	0.010	1.0	20 (40)
Naphthalene		0.791	0.718	0.700	9.2	20 (40)
4-Chloroaniline		0.135	0.130	0.010	3.7	20 (40)
Hexachlorobutadiene		0.210	0.199	0.010	5.2	20 (40)
4-Chloro-3-methylphenol		0.269	0.272	0.200	-1.1	20 (40)
2-Methylnaphthalene		0.574	0.575	0.400	-0.2	20 (40)
Hexachlorocyclopentadiene		0.240	0.230	0.050	4.2	20 (40)
1,2,4,5-Tetrachlorobenzene		0.345	0.294	0.010	14.8	20 (40)

(*) Recommended RRF not met (+) %D exceeds criteria % (#) %D exceeds (maximum) criteria
%D: 10% of target compounds are allowed to be above criteria %, but must be less than the (maximum) %D

FORM VII SV

7B
SEMIVOLATILE CONTINUING CALIBRATION CHECK

Lab Name: Phoenix Environmental Labs Client:

Lab Code: Phoenix Case No.: SAS No.: SDG No.: GBY06958

Instrument: CHEM27 Calibration Date: 04/25/17 Time: 08:30

Lab File Id: 0425_02.D Init. Calib. Date(s): 04/19/17 04/19/17

Heated Purge (Y/N): Y Init. Calib. Times: 10:44 13:48

GC Column: v factor 4 Method File: SV_0419.M

COMPOUND	RRF	RRF30	RRF MIN	%D	% D LIMITS
2,4,6-Trichlorophenol	0.365	0.421	0.200	-15.3	20 (40)
2,4,5-Trichlorophenol	0.378	0.456	0.200	-20.6 +	20 (40)
2-Chloronaphthalene	1.015	1.114	0.800	-9.8	20 (40)
4-Nitroaniline	0.378	0.406	0.010	-7.4	20 (40)
Dimethylphthalate	1.228	1.301	0.010	-5.9	20 (40)
2,6-Dinitrotoluene	0.271	0.215	0.200	20.7 +	20 (40)
Acenaphthylene	1.610	1.274	0.900	20.9 +	20 (40)
3-Nitroaniline	0.274	0.245	0.010	10.6	20 (40)
Acenaphthene	0.975	0.824	* 0.900	15.5	20 (40)
2,4-Dinitrophenol	0.183	0.165	0.010	9.8	20 (40)
Dibenzofuran	1.583	1.393	0.800	12.0	20 (40)
2,4-Dinitrotoluene	0.375	0.337	0.200	10.1	20 (40)
4-Nitrophenol	0.285	0.239	0.010	16.1	20 (40)
Diethyl phthalate	1.297	1.140	0.010	12.1	20 (40)
Fluorene	1.293	1.105	0.900	14.5	20 (40)
4-Chlorophenyl phenyl ether	0.694	0.641	0.400	7.6	20 (40)
2-Nitroaniline	0.340	0.296	0.010	12.9	20 (40)
4,6-Dinitro-2-methylphenol	0.249	0.228	0.010	8.4	20 (40)
N-Nitrosodiphenylamine	0.859	0.746	0.010	13.2	20 (40)
Azobenzene	1.643	1.316	0.010	19.9	20 (40)
4-Bromophenyl phenyl ether	0.202	0.174	0.100	13.9	20 (40)
Hexachlorobenzene	0.082	0.069	* 0.100	15.9	20 (40)
Pentachlorophenol	0.138	0.122	0.050	11.6	20 (40)
Pentachloronitrobenzene	0.074	0.062	0.010	16.2	20 (40)
Phenanthrene	0.914	0.778	0.700	14.9	20 (40)
Anthracene	0.904	0.779	0.700	13.8	20 (40)
Carbazole	0.843	0.719	0.010	14.7	20 (40)
Di-n-butylphthalate	1.045	0.888	0.010	15.0	20 (40)
Fluoranthene	1.104	0.949	0.600	14.0	20 (40)
Benzidine	0.253	0.249	0.010	1.6	20 (40)
Pyrene	1.104	0.945	0.600	14.4	20 (40)
Benzyl butyl phthalate	0.410	0.367	0.010	10.5	20 (40)
Bis(2-ethylhexyl)phthalate	0.566	0.500	0.010	11.7	20 (40)
Benz(a)anthracene	1.008	0.897	0.800	11.0	20 (40)
Chrysene	0.933	0.810	0.700	13.2	20 (40)
Di-n-octylphthalate	0.939	0.842	0.010	10.3	20 (40)

(*) Recommended RRF not met (+) %D exceeds criteria % (#) %D exceeds (maximum) criteria
%D: 10% of target compounds are allowed to be above criteria %, but must be less than the (maximum) %D

FORM VII SV

7B
SEMIVOLATILE CONTINUING CALIBRATION CHECK

Lab Name: Phoenix Environmental Labs Client:

Lab Code: Phoenix Case No.: SAS No.: SDG No.: GBY06958

Instrument: CHEM27 Calibration Date: 04/25/17 Time: 08:30

Lab File Id: 0425_02.D Init. Calib. Date(s): 04/19/17 04/19/17

Heated Purge (Y/N): Y Init. Calib. Times: 10:44 13:48

GC Column: v factor 4 Method File: SV_0419.M

COMPOUND	RRF	RRF30	RRF MIN	%D	% D LIMITS
3,3'-dichlorobenzidine	0.318	0.256	0.010	19.5	20 (40)
Benzo(b)fluoranthene	0.976	0.881	0.700	9.7	20 (40)
Benzo(k)fluoranthene	0.971	0.870	0.700	10.4	20 (40)
Benzo(a)pyrene	0.913	0.839	0.700	8.1	20 (40)
Indeno(1,2,3-cd)pyrene	0.873	0.800	0.500	8.4	20 (40)
Dibenz(a,h)anthracene	0.934	0.852	0.400	8.8	20 (40)
Benzo(ghi)perylene	0.951	0.848	0.500	10.8	20 (40)
% 2-Fluorophenol	0.990	0.796	0.010	19.6	20 (40)
% Phenol-d5	1.380	1.148	0.010	16.8	20 (40)
% Nitrobenzene-d5	1.529	1.273	0.010	16.7	20 (40)
% 2-Fluorobiphenyl	1.228	1.350	0.010	-9.9	20 (40)
% 2,4,6-Tribromophenol	0.070	0.057	0.010	18.6	20 (40)
% Terphenyl-d14	0.786	0.636	0.010	19.1	20 (40)

(*) Recommended RRF not met (+) %D exceeds criteria % (#) %D exceeds (maximum) criteria
%D: 10% of target compounds are allowed to be above criteria %, but must be less than the (maximum) %D

FORM VII SV

Evaluate Continuing Calibration Report

Data Path : H:\SV2017\CHEM27\04APR\25\
Data File : 0425_02.D
Acq On : 25 Apr 2017 8:30 am
Operator :
Client ID : CCAL 30
Lab ID : 30PPM 8270;12T
ALS Vial : 2 Sample Multiplier: 1

Quant Time: Apr 25 08:49:00 2017
Quant Method : H:\SV2017\CHEM27\METHODS\SV_0419.M
Quant Title : Semivolatiles by GC/MS - EPA Method 625/8270
QLast Update : Mon Apr 24 11:01:48 2017
Response via : Initial Calibration

Note: Curves (l,lf,q,qf) display calculated concentration.
Min. RRF : 0.050 Min. Rel. Area : 50% Max. R.T. Dev 0.50min
Max. RRF Dev : 20% Max. Rel. Area : 200%

		Compound	AvgRF	CCRF	%Dev	Area%
1	ISTD	1,4-Dichlorobenzene-d4	1.000	1.000	0.0	130
2	T	N-Nitrosodimethylamine	0.752	0.493	34.4#	
3	T	Pyridine	1.264	0.810	35.9#	
5	SURR	% 2-Fluorophenol	0.990	0.796	19.6	
6	SURR	% Phenol-d5	1.380	1.148	16.8	
7	p	Phenol	1.506	1.292	14.2	
8	p	Bis(2-chloroethyl)ether	1.163	0.958	17.6	
9	T	Aniline	1.781	1.556	12.6	
10	p	2-Chlorophenol	1.069	0.945	11.6	
11	T	1,3-Dichlorobenzene	1.253	1.098	12.4	
12		1,4-Dichlorobenzene	1.288	1.130	12.3	
14	T	1,2-Dichlorobenzene	1.210	1.070	11.6	
15	p	2-Methylphenol (o-cresol)	0.950	0.828	12.8	
16	T	Bis(2-chloroisopropyl)ether	0.715	0.653	8.7	
17	p	N-Nitrosodi-n-propylamine	1.048	0.880	16.0	
18	p	3&4-Methylphenol (m&p-creso	1.415	1.239	12.4	
19	p	Acetophenone	1.804	1.475	18.2	
20	p	Hexachloroethane	0.549	0.513	6.6	
21	SURR	% Nitrobenzene-d5	1.529	1.273	16.7	
22	p	Nitrobenzene	1.602	1.329	17.0	
23	ISTD	Naphthalene-d8	1.000	1.000	0.0	123
24	p	Isophorone	0.660	0.652	1.2	
25	p	2-Nitrophenol	0.095	0.091#	4.2	
26	p	2,4-Dimethylphenol	0.321	0.315	1.9	
27	p	Bis(2-chloroethoxy)methane	0.331	0.322	2.7	
28	T	Benzoic Acid	0.248	0.239	3.6	
29	p	2,4-Dichlorophenol	0.244	0.233	4.5	
30	T	1,2,4-Trichlorobenzene	0.286	0.283	1.0	
33	p	Naphthalene	0.791	0.718	9.2	
34	p	4-Chloroaniline	0.135	0.130	3.7	
36	p	Hexachlorobutadiene	0.210	0.199	5.2	
37	p	4-Chloro-3-methylphenol	0.269	0.272	-1.1	
38	p	2-Methylnaphthalene	0.574	0.575	-0.2	
39	p	Hexachlorocyclopentadiene	0.240	0.230	4.2	
40	p	1,2,4,5-Tetrachlorobenzene	0.345	0.294	14.8	
41	ISTD	Acenaphthene-d10	1.000	1.000	0.0	100
42	p	2,4,6-Trichlorophenol	0.365	0.421	-15.3	
43	p	2,4,5-Trichlorophenol	0.378	0.456	-20.6#	
44	SURR	% 2-Fluorobiphenyl	1.228	1.350	-9.9	
45	p	2-Chloronaphthalene	1.015	1.114	-9.8	
46	p	4-Nitroaniline	0.378	0.406	-7.4	
48	p	Dimethylphthalate	1.228	1.301	-5.9	
49	p	2,6-Dinitrotoluene	0.271	0.215	20.7#	
50	p	Acenaphthylene	1.610	1.274	20.9#	
51	p	3-Nitroaniline	0.274	0.245	10.6	
52	p	Acenaphthene	0.975	0.824#	15.5	
53	P	2,4-Dinitrophenol	0.183	0.165	9.8	
54	p	Dibenzofuran	1.583	1.393	12.0	
55	p	2,4-Dinitrotoluene	0.375	0.337	10.1	
56	p	4-Nitrophenol	0.285	0.239	16.1	
58	p	Diethyl phthalate	1.297	1.140	12.1	
59	p	Fluorene	1.293	1.105	14.5	
60	p	4-Chlorophenyl phenyl ether	0.694	0.641	7.6	
61	p	2-Nitroaniline	0.340	0.296	12.9	
62	p	4,6-Dinitro-2-methylphenol	0.249	0.228	8.4	
63	p	N-Nitrosodiphenylamine	0.859	0.746	13.2	
64	T	Azobenzene	1.643	1.316	19.9	

Evaluate Continuing Calibration Report

Data Path : H:\SV2017\CHEM27\04APR\25\
Data File : 0425_02.D
Acq On : 25 Apr 2017 8:30 am
Operator :
Client ID : CCAL 30
Lab ID : 30PPM 8270;12T
ALS Vial : 2 Sample Multiplier: 1

Quant Time: Apr 25 08:49:00 2017
Quant Method : H:\SV2017\CHEM27\METHODS\SV_0419.M
Quant Title : Semivolatiles by GC/MS - EPA Method 625/8270
QLast Update : Mon Apr 24 11:01:48 2017
Response via : Initial Calibration

Note: Curves (l,lf,q,qf) display calculated concentration.
Min. RRF : 0.050 Min. Rel. Area : 50% Max. R.T. Dev 0.50min
Max. RRF Dev : 20% Max. Rel. Area : 200%

		Compound	AvgRF	CCRF	%Dev	Area%	
65	ISTD	Phenanthrene-d10	1.000	1.000	0.0	102	
66	SURR	% 2,4,6-Tribromophenol	0.070	0.057	18.6		
67	p	4-Bromophenyl phenyl ether	0.202	0.174	13.9		
68	p	Hexachlorobenzene	0.082	0.069#	15.9		
69	p	Pentachlorophenol	0.138	0.122	11.6		
70	T	Pentachloronitrobenzene	0.074	0.062	16.2		
72	p	Phenanthrene	0.914	0.778	14.9		
73	p	Anthracene	0.904	0.779	13.8		
74	p	Carbazole	0.843	0.719	14.7		
75	p	Di-n-butylphthalate	1.045	0.888	15.0		
77	p	Fluoranthene	1.104	0.949	14.0		
78	p	Benzidine	0.253	0.249	1.6		
79	p	Pyrene	1.104	0.945	14.4		
80	SURR	% Terphenyl-d14	0.786	0.636	19.1		
81	ISTD	Chrysene-d12	1.000	1.000	0.0	88	
82	p	Benzyl butyl phthalate	0.410	0.367	10.5		
83	p	Bis(2-ethylhexyl)phthalate	0.566	0.500	11.7		
84	p	Benz(a)anthracene	1.008	0.897	11.0		
85	p	Chrysene	0.933	0.810	13.2		
86	p	Di-n-octylphthalate	0.939	0.842	10.3		
87	p	3,3'-dichlorobenzidine	0.318	0.256	19.5		
88	ISTD	Perylene-d12	1.000	1.000	0.0	86	
89	p	Benzo(b)fluoranthene	0.976	0.881	9.7		
90	p	Benzo(k)fluoranthene	0.971	0.870	10.4		
91	p	Benzo(a)pyrene	0.913	0.839	8.1		
92	p	Indeno(1,2,3-cd)pyrene	0.873	0.800	8.4		
93	p	Dibenz(a,h)anthracene	0.934	0.852	8.8		
94	p	Benzo(ghi)perylene	0.951	0.848	10.8		

(#)=Out of Range l=linear, lf=liner(0,0), q=quadratic, qf=quadratic(0,0)
Laboratory Warning Limits Out = 0

Quantitation Report (QT Reviewed)

Data Path : H:\SV2017\CHEM27\04APR\25\
Data File : 0425_02.D
Acq On : 25 Apr 2017 8:30 am
Operator :
Client ID : CCAL 30
Lab ID : 30PPM 8270;12T
ALS Vial : 2 Sample Multiplier: 1

Quant Time: Apr 25 08:49:00 2017
Quant Method : H:\SV2017\CHEM27\METHODS\SV_0419.M
Quant Title : Semivolatiles by GC/MS - EPA Method 625/8270
QLast Update : Mon Apr 24 11:01:48 2017
Response via : Initial Calibration

Compound	R.T.	QIon	Response	Conc	Units	Dev(Min)
Internal Standards						
1) 1,4-Dichlorobenzene-d4	3.620	152	266313	40.000	ng	0.00
23) Naphthalene-d8	4.646	136	988153	40.000	ng	0.00
41) Acenaphthene-d10	6.174	164	458687	40.000	ng	0.00
65) Phenanthrene-d10	7.466	188	965577	40.000	ng	0.00
81) Chrysene-d12	10.394	240	1015919	40.000	ng	0.00
88) Perylene-d12	13.557	264	949372	40.000	ng	0.00
System Monitoring Compounds						
5) % 2-Fluorophenol	2.739	112	158964	24.112	ng	0.00
Spiked Amount 75.000	Range 30 - 130		Recovery =	32.15%		
6) % Phenol-d5	3.348	99	229221	24.946	ng	0.00
Spiked Amount 75.000	Range 30 - 130		Recovery =	33.27%		
21) % Nitrobenzene-d5	4.074	82	254265	24.981	ng	0.00
Spiked Amount 50.000	Range 30 - 130		Recovery =	49.96%		
44) % 2-Fluorobiphenyl	5.575	172	464411	32.973	ng	0.00
Spiked Amount 50.000	Range 30 - 130		Recovery =	65.94%		
66) % 2,4,6-Tribromophenol	6.873	62	41572	24.775	ng	0.00
Spiked Amount 75.000	Range 30 - 130		Recovery =	33.03%		
80) % Terphenyl-d14	8.941	244	460600	24.276	ng	0.00
Spiked Amount 50.000			Recovery =	48.56%		
Target Compounds						Qvalue
2) N-Nitrosodimethylamine	2.028	74	98453	19.665	ng	97
3) Pyridine	2.039	79	161743	19.225	ng	97
7) Phenol	3.358	94	257997	25.726	ng	97
8) Bis(2-chloroethyl)ether	3.428	93	191440	24.735	ng	99
9) Aniline	3.401	93	310747	26.199	ng	100
10) 2-Chlorophenol	3.481	128	188827	26.528	ng	99
11) 1,3-Dichlorobenzene	3.593	146	219321	26.281	ng	98
12) 1,4-Dichlorobenzene	3.631	146	225633	26.313	ng	99
14) 1,2-Dichlorobenzene	3.775	146	213656	26.531	ng	99
15) 2-Methylphenol (o-cresol)	3.812	107	165456	26.157	ng	96
16) Bis(2-chloroisopropyl)...	3.844	45	130513	27.413	ng	98
17) N-Nitrosodi-n-propylamine	3.957	70	175718	25.186	ng	98
18) 3&4-Methylphenol (m&p-...	3.925	107	247469	26.267	ng	97
19) Acetophenone	3.946	105	294554	24.527	ng	99
20) Hexachloroethane	4.015	117	102385	28.014	ng	98
22) Nitrobenzene	4.085	77	265510	24.896	ng	98
24) Isophorone	4.266	82	483288	29.650	ng	99
25) 2-Nitrophenol	4.347	81	67564	28.640	ng	99
26) 2,4-Dimethylphenol	4.357	107	233158	29.438	ng	99
27) Bis(2-chloroethoxy)met...	4.443	93	238293	29.158	ng	98
28) Benzoic Acid	4.443	105	177011	28.842	ng	98
29) 2,4-Dichlorophenol	4.528	162	172837	28.681	ng	99
30) 1,2,4-Trichlorobenzene	4.608	180	209731	29.706	ng	98
33) Naphthalene	4.667	128	531772	27.200	ng	99
34) 4-Chloroaniline	4.721	65	96037	28.828	ng	100
36) Hexachlorobutadiene	4.806	225	147252	28.399	ng	97
37) 4-Chloro-3-methylphenol	5.127	107	201303	30.321	ng	97
38) 2-Methylnaphthalene	5.249	142	426174	30.044	ng	98
39) Hexachlorocyclopentadiene	5.442	237	170673	28.751	ng	100
40) 1,2,4,5-Tetrachloroben...	5.426	216	218051	25.581	ng	98
42) 2,4,6-Trichlorophenol	5.511	196	144737	34.623	ng	96
43) 2,4,5-Trichlorophenol	5.543	196	157007	36.251	ng	96
45) 2-Chloronaphthalene	5.672	162	383327	32.936	ng	100
46) 4-Nitroaniline	5.789	65	139741	32.236	ng	96
48) Dimethylphthalate	5.960	163	447625	31.794	ng	99
49) 2,6-Dinitrotoluene	6.029	165	74108	23.810	ng	90
50) Acenaphthylene	6.040	152	438397	23.746	ng	99
51) 3-Nitroaniline	6.152	138	84197	26.810	ng	98
52) Acenaphthene	6.206	154	283378	25.343	ng	99
53) 2,4-Dinitrophenol	6.238	184	56736	26.981	ng	96

Quantitation Report (QT Reviewed)

Data Path : H:\SV2017\CHEM27\04APR\25\
Data File : 0425_02.D
Acq On : 25 Apr 2017 8:30 am
Operator :
Client ID : CCAL 30
Lab ID : 30PPM 8270;12T
ALS Vial : 2 Sample Multiplier: 1

Quant Time: Apr 25 08:49:00 2017
Quant Method : H:\SV2017\CHEM27\METHODS\SV_0419.M
Quant Title : Semivolatiles by GC/MS - EPA Method 625/8270
QLast Update : Mon Apr 24 11:01:48 2017
Response via : Initial Calibration

Compound	R.T.	QIon	Response	Conc	Units	Dev(Min)
54) Dibenzofuran	6.339	168	479275	26.404	ng	99
55) 2,4-Dinitrotoluene	6.371	165	115913	26.969	ng	98
56) 4-Nitrophenol	6.286	65	82111	25.095	ng	96
58) Diethyl phthalate	6.574	149	392122	26.371	ng	99
59) Fluorene	6.638	166	380276	25.642	ng	99
60) 4-Chlorophenyl phenyl ...	6.633	204	220529	27.719	ng	97
61) 2-Nitroaniline	6.692	108	101804	26.147	ng	98
62) 4,6-Dinitro-2-methylph...	6.724	198	78524	27.525	ng	96
63) N-Nitrosodiphenylamine	6.745	169	256776	26.070	ng	98
64) Azobenzene	6.772	77	452703	24.030	ng	97
67) 4-Bromophenyl phenyl e...	7.060	248	126281	25.884	ng	97
68) Hexachlorobenzene	7.199	142	50230	25.365	ng	97
69) Pentachlorophenol	7.354	266	88276	26.448	ng	98
70) Pentachloronitrobenzene	7.424	214	44822	25.086	ng	97
72) Phenanthrene	7.488	178	563113	25.520	ng	100
73) Anthracene	7.525	178	564489	25.865	ng	100
74) Carbazole	7.670	167	520948	25.598	ng	100
75) Di-n-butylphthalate	7.995	149	642785	25.472	ng	99
77) Fluoranthene	8.556	202	687310	25.785	ng	99
78) Benzidine	8.679	184	180053	29.463	ng	98
79) Pyrene	8.781	202	684149	25.666	ng	99
82) Benzyl butyl phthalate	9.561	149	279979	26.912	ng	98
83) Bis(2-ethylhexyl)phtha...	10.485	149	380917	26.510	ng	99
84) Benz(a)anthracene	10.357	228	683138	26.695	ng	100
85) Chrysene	10.431	228	617551	26.065	ng	100
86) Di-n-octylphthalate	11.751	149	641210	26.879	ng	99
87) 3,3'-dichlorobenzidine	10.351	252	195193	24.144	ng	96
89) Benzo(b)fluoranthene	12.574	252	627399	27.092	ng	99
90) Benzo(k)fluoranthene	12.638	252	619702	26.899	ng	99
91) Benzo(a)pyrene	13.391	252	597626	27.584	ng	99
92) Indeno(1,2,3-cd)pyrene	16.180	276	569561	27.493	ng	99
93) Dibenz(a,h)anthracene	16.233	278	606769	27.364	ng	99
94) Benzo(ghi)perylene	16.596	276	603471	26.737	ng	94

(#)out of range (m)manual integration reviewed by analyst (+)signals summed

Quantitation Report (QT Reviewed)

Data Path : H:\SV2017\CHEM27\04APR\25\
Data File : 0425_02.D
Acq On : 25 Apr 2017 8:30 am
Operator :
Client ID : CCAL 30
Lab ID : 30PPM 8270;12T
ALS Vial : 2 Sample Multiplier: 1

Quant Time: Apr 25 08:49:00 2017
Quant Method : H:\SV2017\CHEM27\METHODS\SV_0419.M
Quant Title : Semivolatiles by GC/MS - EPA Method 625/8270
QLast Update : Mon Apr 24 11:01:48 2017
Response via : Initial Calibration

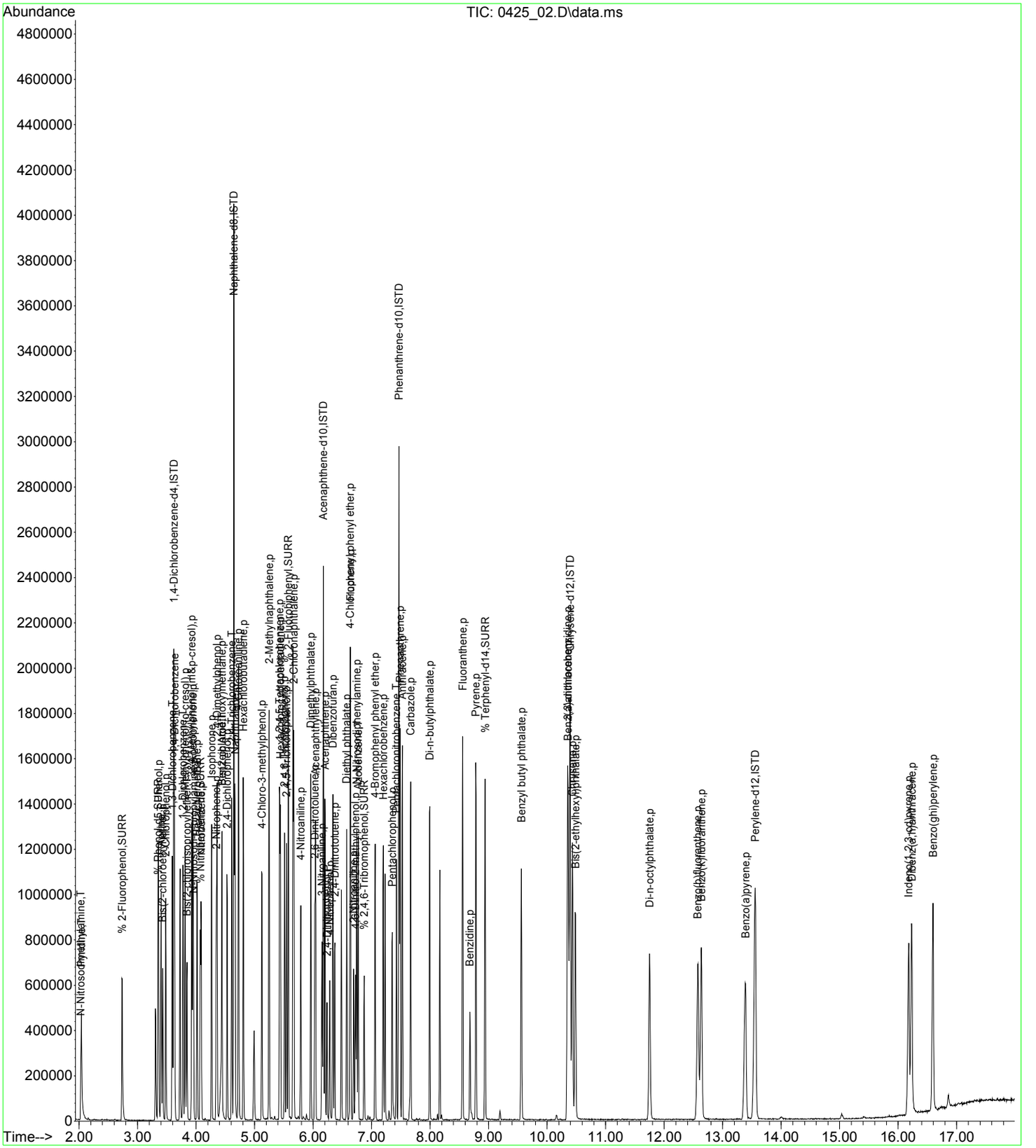

7B
SEMIVOLATILE ENDING CALIBRATION CHECK

Lab Name: Phoenix Environmental Labs Client:

Lab Code: Phoenix Case No.: SAS No.: SDG No.: GBY06958

Instrument: CHEM27 Calibration Date: 04/25/17 Time: 17:53

Lab File Id: 0425_31.D Init. Calib. Date(s): 04/19/17 04/19/17

Heated Purge (Y/N): Y Init. Calib. Times: 10:44 13:48

GC Column: v factor 4 Method File: SV_0419.M

COMPOUND	RRF	RRF30	RRF MIN	%D	% D LIMITS
N-Nitrosodimethylamine	0.752	0.506	0.010	32.7	50
Pyridine	1.264	0.813	0.010	35.7	50
Phenol	1.506	1.288	0.010	14.5	50
Bis(2-chloroethyl)ether	1.163	0.976	0.010	16.1	50
Aniline	1.781	1.514	0.010	15.0	50
2-Chlorophenol	1.069	0.915	0.010	14.4	50
1,3-Dichlorobenzene	1.253	1.063	0.010	15.2	50
1,4-Dichlorobenzene	1.288	1.099	0.010	14.7	50
1,2-Dichlorobenzene	1.210	1.037	0.010	14.3	50
2-Methylphenol (o-cresol)	0.950	0.800	0.010	15.8	50
Bis(2-chloroisopropyl)ether	0.715	0.600	0.010	16.1	50
N-Nitrosodi-n-propylamine	1.048	0.906	0.010	13.5	50
3&4-Methylphenol (m&p-cresol)	1.415	1.240	0.010	12.4	50
Acetophenone	1.804	1.516	0.010	16.0	50
Hexachloroethane	0.549	0.488	0.010	11.1	50
Nitrobenzene	1.602	1.420	0.010	11.4	50
Isophorone	0.660	0.621	0.010	5.9	50
2-Nitrophenol	0.095	0.088	0.010	7.4	50
2,4-Dimethylphenol	0.321	0.294	0.010	8.4	50
Bis(2-chloroethoxy)methane	0.331	0.308	0.010	6.9	50
Benzoic Acid	0.248	0.227	0.010	8.5	50
2,4-Dichlorophenol	0.244	0.234	0.010	4.1	50
1,2,4-Trichlorobenzene	0.286	0.272	0.010	4.9	50
Naphthalene	0.791	0.687	0.010	13.1	50
4-Chloroaniline	0.135	0.123	0.010	8.9	50
Hexachlorobutadiene	0.210	0.187	0.010	11.0	50
4-Chloro-3-methylphenol	0.269	0.258	0.010	4.1	50
2-Methylnaphthalene	0.574	0.551	0.010	4.0	50
Hexachlorocyclopentadiene	0.240	0.211	0.010	12.1	50
1,2,4,5-Tetrachlorobenzene	0.345	0.305	0.010	11.6	50
2,4,6-Trichlorophenol	0.365	0.377	0.010	-3.3	50
2,4,5-Trichlorophenol	0.378	0.403	0.010	-6.6	50
2-Chloronaphthalene	1.015	1.054	0.010	-3.8	50
4-Nitroaniline	0.378	0.403	0.010	-6.6	50
Dimethylphthalate	1.228	1.227	0.010	0.1	50
2,6-Dinitrotoluene	0.271	0.233	0.010	14.0	50

(*) Recommended RRF not met. (#) Maximum %D not met.

FORM VII SV

7B
SEMIVOLATILE ENDING CALIBRATION CHECK

Lab Name: Phoenix Environmental Labs Client:

Lab Code: Phoenix Case No.: SAS No.: SDG No.: GBY06958

Instrument: CHEM27 Calibration Date: 04/25/17 Time: 17:53

Lab File Id: 0425_31.D Init. Calib. Date(s): 04/19/17 04/19/17

Heated Purge (Y/N): Y Init. Calib. Times: 10:44 13:48

GC Column: v factor 4 Method File: SV_0419.M

COMPOUND	RRF	RRF30	RRF MIN	%D	% D LIMITS
Acenaphthylene	1.610	1.281	0.010	20.4	50
3-Nitroaniline	0.274	0.231	0.010	15.7	50
Acenaphthene	0.975	0.813	0.010	16.6	50
2,4-Dinitrophenol	0.183	0.167	0.010	8.7	50
Dibenzofuran	1.583	1.350	0.010	14.7	50
2,4-Dinitrotoluene	0.375	0.321	0.010	14.4	50
4-Nitrophenol	0.285	0.237	0.010	16.8	50
Diethyl phthalate	1.297	1.114	0.010	14.1	50
Fluorene	1.293	1.119	0.010	13.5	50
4-Chlorophenyl phenyl ether	0.694	0.630	0.010	9.2	50
2-Nitroaniline	0.340	0.297	0.010	12.6	50
4,6-Dinitro-2-methylphenol	0.249	0.232	0.010	6.8	50
N-Nitrosodiphenylamine	0.859	0.738	0.010	14.1	50
Azobenzene	1.643	1.368	0.010	16.7	50
4-Bromophenyl phenyl ether	0.202	0.176	0.010	12.9	50
Hexachlorobenzene	0.082	0.068	0.010	17.1	50
Pentachlorophenol	0.138	0.116	0.010	15.9	50
Pentachloronitrobenzene	0.074	0.063	0.010	14.9	50
Phenanthrene	0.914	0.778	0.010	14.9	50
Anthracene	0.904	0.770	0.010	14.8	50
Carbazole	0.843	0.719	0.010	14.7	50
Di-n-butylphthalate	1.045	0.894	0.010	14.4	50
Fluoranthene	1.104	0.972	0.010	12.0	50
Benzidine	0.253	0.233	0.010	7.9	50
Pyrene	1.104	0.986	0.010	10.7	50
Benzyl butyl phthalate	0.410	0.368	0.010	10.2	50
Bis(2-ethylhexyl)phthalate	0.566	0.507	0.010	10.4	50
Benz(a)anthracene	1.008	0.894	0.010	11.3	50
Chrysene	0.933	0.800	0.010	14.3	50
Di-n-octylphthalate	0.939	0.863	0.010	8.1	50
3,3'-dichlorobenzidine	0.318	0.286	0.010	10.1	50
Benzo(b)fluoranthene	0.976	0.863	0.010	11.6	50
Benzo(k)fluoranthene	0.971	0.865	0.010	10.9	50
Benzo(a)pyrene	0.913	0.844	0.010	7.6	50
Indeno(1,2,3-cd)pyrene	0.873	0.809	0.010	7.3	50
Dibenz(a,h)anthracene	0.934	0.855	0.010	8.5	50

(*) Recommended RRF not met. (#) Maximum %D not met.

FORM VII SV

7B
SEMIVOLATILE ENDING CALIBRATION CHECK

Lab Name: Phoenix Environmental Labs Client:

Lab Code: Phoenix Case No.: SAS No.: SDG No.: GBY06958

Instrument: CHEM27 Calibration Date: 04/25/17 Time: 17:53

Lab File Id: 0425_31.D Init. Calib. Date(s): 04/19/17 04/19/17

Heated Purge (Y/N): Y Init. Calib. Times: 10:44 13:48

GC Column: v factor 4 Method File: SV_0419.M

COMPOUND	RRF	RRF30	RRF MIN	%D	% D LIMITS
Benzo(ghi)perylene	0.951	0.830	0.010	12.7	50
% 2-Fluorophenol	0.990	0.798	0.010	19.4	50
% Phenol-d5	1.380	1.121	0.010	18.8	50
% Nitrobenzene-d5	1.529	1.325	0.010	13.3	50
% 2-Fluorobiphenyl	1.228	1.200	0.010	2.3	50
% 2,4,6-Tribromophenol	0.070	0.054	0.010	22.9	50
% Terphenyl-d14	0.786	0.664	0.010	15.5	50

(*) Recommended RRF not met. (#) Maximum %D not met.

FORM VII SV

Evaluate Continuing Calibration Report

Data Path : H:\SV2017\CHEM27\04APR\25\
Data File : 0425_31.D
Acq On : 25 Apr 2017 5:53 pm
Operator :
Client ID : CCAL 30
Lab ID : 30PPM 8270;12T
ALS Vial : 31 Sample Multiplier: 1

Quant Time: Apr 26 10:57:34 2017
Quant Method : H:\SV2017\CHEM27\METHODS\SV_0419.M
Quant Title : Semivolatiles by GC/MS - EPA Method 625/8270
QLast Update : Wed Apr 26 10:56:58 2017
Response via : Initial Calibration

Note: Curves (l,lf,q,qf) display calculated concentration.
Min. RRF : 0.050 Min. Rel. Area : 50% Max. R.T. Dev 0.50min
Max. RRF Dev : 20% Max. Rel. Area : 200%

		Compound	AvgRF	CCRF	%Dev	Area%
1	ISTD	1,4-Dichlorobenzene-d4	1.000	1.000	0.0	200
2	T	N-Nitrosodimethylamine	0.752	0.506	32.7#	
3	T	Pyridine	1.264	0.813	35.7#	
5	SURR	% 2-Fluorophenol	0.990	0.798	19.4	
6	SURR	% Phenol-d5	1.380	1.121	18.8	
7	p	Phenol	1.506	1.288	14.5	
8	p	Bis(2-chloroethyl)ether	1.163	0.976	16.1	
9	T	Aniline	1.781	1.514	15.0	
10	p	2-Chlorophenol	1.069	0.915	14.4	
11	T	1,3-Dichlorobenzene	1.253	1.063	15.2	
12		1,4-Dichlorobenzene	1.288	1.099	14.7	
14	T	1,2-Dichlorobenzene	1.210	1.037	14.3	
15	p	2-Methylphenol (o-cresol)	0.950	0.800	15.8	
16	T	Bis(2-chloroisopropyl)ether	0.715	0.600	16.1	
17	p	N-Nitrosodi-n-propylamine	1.048	0.906	13.5	
18	p	3&4-Methylphenol (m&p-creso	1.415	1.240	12.4	
19	p	Acetophenone	1.804	1.516	16.0	
20	p	Hexachloroethane	0.549	0.488	11.1	
21	SURR	% Nitrobenzene-d5	1.529	1.325	13.3	
22	p	Nitrobenzene	1.602	1.420	11.4	
23	ISTD	Naphthalene-d8	1.000	1.000	0.0	211#
24	p	Isophorone	0.660	0.621	5.9	
25	p	2-Nitrophenol	0.095	0.088#	7.4	
26	p	2,4-Dimethylphenol	0.321	0.294	8.4	
27	p	Bis(2-chloroethoxy)methane	0.331	0.308	6.9	
28	T	Benzoic Acid	0.248	0.227	8.5	
29	p	2,4-Dichlorophenol	0.244	0.234	4.1	
30	T	1,2,4-Trichlorobenzene	0.286	0.272	4.9	
33	p	Naphthalene	0.791	0.687#	13.1	
34	p	4-Chloroaniline	0.135	0.123	8.9	
36	p	Hexachlorobutadiene	0.210	0.187	11.0	
37	p	4-Chloro-3-methylphenol	0.269	0.258	4.1	
38	p	2-Methylnaphthalene	0.574	0.551	4.0	
39	p	Hexachlorocyclopentadiene	0.240	0.211	12.1	
40	p	1,2,4,5-Tetrachlorobenzene	0.345	0.305	11.6	
41	ISTD	Acenaphthene-d10	1.000	1.000	0.0	169
42	p	2,4,6-Trichlorophenol	0.365	0.377	-3.3	
43	p	2,4,5-Trichlorophenol	0.378	0.403	-6.6	
44	SURR	% 2-Fluorobiphenyl	1.228	1.200	2.3	
45	p	2-Chloronaphthalene	1.015	1.054	-3.8	
46	p	4-Nitroaniline	0.378	0.403	-6.6	
48	p	Dimethylphthalate	1.228	1.227	0.1	
49	p	2,6-Dinitrotoluene	0.271	0.233	14.0	
50	p	Acenaphthylene	1.610	1.281	20.4#	
51	p	3-Nitroaniline	0.274	0.231	15.7	
52	p	Acenaphthene	0.975	0.813#	16.6	
53	P	2,4-Dinitrophenol	0.183	0.167	8.7	
54	p	Dibenzofuran	1.583	1.350	14.7	
55	p	2,4-Dinitrotoluene	0.375	0.321	14.4	
56	p	4-Nitrophenol	0.285	0.237	16.8	
58	p	Diethyl phthalate	1.297	1.114	14.1	
59	p	Fluorene	1.293	1.119	13.5	
60	p	4-Chlorophenyl phenyl ether	0.694	0.630	9.2	
61	p	2-Nitroaniline	0.340	0.297	12.6	
62	p	4,6-Dinitro-2-methylphenol	0.249	0.232	6.8	
63	p	N-Nitrosodiphenylamine	0.859	0.738	14.1	
64	T	Azobenzene	1.643	1.368	16.7	

Evaluate Continuing Calibration Report

Data Path : H:\SV2017\CHEM27\04APR\25\
Data File : 0425_31.D
Acq On : 25 Apr 2017 5:53 pm
Operator :
Client ID : CCAL 30
Lab ID : 30PPM 8270;12T
ALS Vial : 31 Sample Multiplier: 1

Quant Time: Apr 26 10:57:34 2017
Quant Method : H:\SV2017\CHEM27\METHODS\SV_0419.M
Quant Title : Semivolatiles by GC/MS - EPA Method 625/8270
QLast Update : Wed Apr 26 10:56:58 2017
Response via : Initial Calibration

Note: Curves (l,lf,q,qf) display calculated concentration.
Min. RRF : 0.050 Min. Rel. Area : 50% Max. R.T. Dev 0.50min
Max. RRF Dev : 20% Max. Rel. Area : 200%

		Compound	AvgRF	CCRF	%Dev	Area%	
65	ISTD	Phenanthrene-d10	1.000	1.000	0.0		176
66	SURR	% 2,4,6-Tribromophenol	0.070	0.054	22.9#		
67	p	4-Bromophenyl phenyl ether	0.202	0.176	12.9		
68	p	Hexachlorobenzene	0.082	0.068#	17.1		
69	p	Pentachlorophenol	0.138	0.116	15.9		
70	T	Pentachloronitrobenzene	0.074	0.063	14.9		
72	p	Phenanthrene	0.914	0.778	14.9		
73	p	Anthracene	0.904	0.770	14.8		
74	p	Carbazole	0.843	0.719	14.7		
75	p	Di-n-butylphthalate	1.045	0.894	14.4		
77	p	Fluoranthene	1.104	0.972	12.0		
78	p	Benzidine	0.253	0.233	7.9		
79	p	Pyrene	1.104	0.986	10.7		
80	SURR	% Terphenyl-d14	0.786	0.664	15.5		
81	ISTD	Chrysene-d12	1.000	1.000	0.0		159
82	p	Benzyl butyl phthalate	0.410	0.368	10.2		
83	p	Bis(2-ethylhexyl)phthalate	0.566	0.507	10.4		
84	p	Benz(a)anthracene	1.008	0.894	11.3		
85	p	Chrysene	0.933	0.800	14.3		
86	p	Di-n-octylphthalate	0.939	0.863	8.1		
87	p	3,3'-dichlorobenzidine	0.318	0.286	10.1		
88	ISTD	Perylene-d12	1.000	1.000	0.0		156
89	p	Benzo(b)fluoranthene	0.976	0.863	11.6		
90	p	Benzo(k)fluoranthene	0.971	0.865	10.9		
91	p	Benzo(a)pyrene	0.913	0.844	7.6		
92	p	Indeno(1,2,3-cd)pyrene	0.873	0.809	7.3		
93	p	Dibenz(a,h)anthracene	0.934	0.855	8.5		
94	p	Benzo(ghi)perylene	0.951	0.830	12.7		

(#)=Out of Range l=linear, lf=liner(0,0), q=quadratic, qf=quadratic(0,0)
Laboratory Warning Limits Out = 0

Quantitation Report (QT Reviewed)

Data Path : H:\SV2017\CHEM27\04APR\25\
Data File : 0425_31.D
Acq On : 25 Apr 2017 5:53 pm
Operator :
Client ID : CCAL 30
Lab ID : 30PPM 8270;12T
ALS Vial : 31 Sample Multiplier: 1

Quant Time: Apr 26 10:57:34 2017
Quant Method : H:\SV2017\CHEM27\METHODS\SV_0419.M
Quant Title : Semivolatiles by GC/MS - EPA Method 625/8270
QLast Update : Wed Apr 26 10:56:58 2017
Response via : Initial Calibration

Compound	R.T.	QIon	Response	Conc	Units	Dev(Min)
Internal Standards						
1) 1,4-Dichlorobenzene-d4	3.620	152	408163	40.000	ng	0.00
23) Naphthalene-d8	4.646	136	1688225	40.000	ng	0.00
41) Acenaphthene-d10	6.174	164	779024	40.000	ng	0.00
65) Phenanthrene-d10	7.467	188	1669978	40.000	ng	0.00
81) Chrysene-d12	10.399	240	1843726	40.000	ng	0.00
88) Perylene-d12	13.573	264	1725550	40.000	ng	0.02
System Monitoring Compounds						
5) % 2-Fluorophenol	2.739	112	244160	24.164	ng	0.00
Spiked Amount 75.000	Range 30 - 130		Recovery = 32.21%			
6) % Phenol-d5	3.358	99	343082	24.361	ng	0.01
Spiked Amount 75.000	Range 30 - 130		Recovery = 32.48%			
21) % Nitrobenzene-d5	4.074	82	405763	26.011	ng	0.00
Spiked Amount 50.000	Range 30 - 130		Recovery = 52.02%			
44) % 2-Fluorobiphenyl	5.575	172	701233	29.314	ng	0.00
Spiked Amount 50.000	Range 30 - 130		Recovery = 58.62%			
66) % 2,4,6-Tribromophenol	6.874	62	67445	23.240	ng	0.00
Spiked Amount 75.000	Range 30 - 130		Recovery = 30.99%			
80) % Terphenyl-d14	8.936	244	832160	25.359	ng	0.00
Spiked Amount 50.000			Recovery = 50.72%			
Target Compounds						Qvalue
2) N-Nitrosodimethylamine	2.033	74	154750	20.167	ng	99
3) Pyridine	2.044	79	248756	19.292	ng	97
7) Phenol	3.369	94	394283	25.652	ng	99
8) Bis(2-chloroethyl)ether	3.433	93	298674	25.178	ng	96
9) Aniline	3.401	93	463417	25.493	ng	98
10) 2-Chlorophenol	3.487	128	280137	25.678	ng	98
11) 1,3-Dichlorobenzene	3.593	146	325478	25.447	ng	100
12) 1,4-Dichlorobenzene	3.631	146	336412	25.598	ng	100
14) 1,2-Dichlorobenzene	3.775	146	317590	25.731	ng	100
15) 2-Methylphenol (o-cresol)	3.818	107	245014	25.273	ng	96
16) Bis(2-chloroisopropyl)...	3.845	45	183545	25.153	ng	91
17) N-Nitrosodi-n-propylamine	3.957	70	277212	25.925	ng	99
18) 3&4-Methylphenol (m&p-...	3.930	107	379630	26.291	ng	98
19) Acetophenone	3.946	105	464129	25.216	ng	99
20) Hexachloroethane	4.015	117	149511	26.691	ng	97
22) Nitrobenzene	4.090	77	434633	26.590	ng	97
24) Isophorone	4.267	82	786412	28.240	ng	99
25) 2-Nitrophenol	4.347	81	111894	27.762	ng	98
26) 2,4-Dimethylphenol	4.363	107	371815	27.477	ng	98
27) Bis(2-chloroethoxy)met...	4.443	93	390301	27.954	ng	96
28) Benzoic Acid	4.464	105	287652	27.434	ng	96
29) 2,4-Dichlorophenol	4.534	162	296053	28.755	ng	98
30) 1,2,4-Trichlorobenzene	4.608	180	343848	28.507	ng	99
33) Naphthalene	4.667	128	869643	26.037	ng	100
34) 4-Chloroaniline	4.726	65	156358	27.472	ng	98
36) Hexachlorobutadiene	4.806	225	237249	26.782	ng	98
37) 4-Chloro-3-methylphenol	5.132	107	326936	28.824	ng	99
38) 2-Methylnaphthalene	5.244	142	697106	28.765	ng	99
39) Hexachlorocyclopentadiene	5.442	237	267515	26.378	ng	100
40) 1,2,4,5-Tetrachloroben...	5.426	216	385792	26.491	ng	100
42) 2,4,6-Trichlorophenol	5.517	196	220416	31.045	ng	96
43) 2,4,5-Trichlorophenol	5.554	196	235208	31.976	ng	95
45) 2-Chloronaphthalene	5.672	162	616020	31.164	ng	97
46) 4-Nitroaniline	5.794	65	235681	32.012	ng	98
48) Dimethylphthalate	5.960	163	716690	29.973	ng	99
49) 2,6-Dinitrotoluene	6.035	165	135983	25.724	ng	98
50) Acenaphthylene	6.040	152	748351	23.867	ng	100
51) 3-Nitroaniline	6.158	138	134935	25.299	ng	97
52) Acenaphthene	6.200	154	475060	25.015	ng	98
53) 2,4-Dinitrophenol	6.238	184	97632	27.337	ng	98

Quantitation Report (QT Reviewed)

Data Path : H:\SV2017\CHEM27\04APR\25\
Data File : 0425_31.D
Acq On : 25 Apr 2017 5:53 pm
Operator :
Client ID : CCAL 30
Lab ID : 30PPM 8270;12T
ALS Vial : 31 Sample Multiplier: 1

Quant Time: Apr 26 10:57:34 2017
Quant Method : H:\SV2017\CHEM27\METHODS\SV_0419.M
Quant Title : Semivolatiles by GC/MS - EPA Method 625/8270
QLast Update : Wed Apr 26 10:56:58 2017
Response via : Initial Calibration

Compound	R.T.	QIon	Response	Conc	Units	Dev(Min)
54) Dibenzofuran	6.339	168	788589	25.580	ng	99
55) 2,4-Dinitrotoluene	6.371	165	187658	25.708	ng	97
56) 4-Nitrophenol	6.297	65	138476	24.918	ng	99
58) Diethyl phthalate	6.574	149	651048	25.780	ng	100
59) Fluorene	6.638	166	653760	25.956	ng	100
60) 4-Chlorophenyl phenyl ...	6.633	204	367811	27.221	ng	98
61) 2-Nitroaniline	6.703	108	173432	26.228	ng	98
62) 4,6-Dinitro-2-methylph...	6.729	198	135574	27.981	ng	94
63) N-Nitrosodiphenylamine	6.745	169	431408	25.789	ng	98
64) Azobenzene	6.772	77	799469	24.987	ng	98
67) 4-Bromophenyl phenyl e...	7.061	248	220161	26.092	ng	97
68) Hexachlorobenzene	7.194	142	84664	24.720	ng	97
69) Pentachlorophenol	7.354	266	144916	25.104	ng	97
70) Pentachloronitrobenzene	7.424	214	78999	25.565	ng	98
72) Phenanthrene	7.488	178	974339	25.531	ng	99
73) Anthracene	7.525	178	963993	25.540	ng	100
74) Carbazole	7.670	167	899914	25.567	ng	100
75) Di-n-butylphthalate	7.990	149	1119895	25.660	ng	99
77) Fluoranthene	8.556	202	1217472	26.409	ng	99
78) Benzidine	8.685	184	292165	27.643	ng	99
79) Pyrene	8.786	202	1234885	26.786	ng	99
82) Benzyl butyl phthalate	9.555	149	508275	26.921	ng	99
83) Bis(2-ethylhexyl)phtha...	10.480	149	700893	26.878	ng	99
84) Benz(a)anthracene	10.357	228	1236692	26.628	ng	100
85) Chrysene	10.437	228	1106076	25.724	ng	100
86) Di-n-octylphthalate	11.751	149	1193624	27.571	ng	100
87) 3,3'-dichlorobenzidine	10.357	252	395280	26.940	ng	98
89) Benzo(b)fluoranthene	12.584	252	1116795	26.532	ng	100
90) Benzo(k)fluoranthene	12.649	252	1119784	26.742	ng	100
91) Benzo(a)pyrene	13.396	252	1092675	27.748	ng	99
92) Indeno(1,2,3-cd)pyrene	16.190	276	1047124	27.809	ng	99
93) Dibenz(a,h)anthracene	16.238	278	1105891	27.439	ng	99
94) Benzo(ghi)perylene	16.607	276	1073974	26.179	ng	100

(#)out of range (m)manual integration reviewed by analyst (+)signals summed

Quantitation Report (QT Reviewed)

Data Path : H:\SV2017\CHEM27\04APR\25\
Data File : 0425_31.D
Acq On : 25 Apr 2017 5:53 pm
Operator :
Client ID : CCAL 30
Lab ID : 30PPM 8270;12T
ALS Vial : 31 Sample Multiplier: 1

Quant Time: Apr 26 10:57:34 2017
Quant Method : H:\SV2017\CHEM27\METHODS\SV_0419.M
Quant Title : Semivolatiles by GC/MS - EPA Method 625/8270
QLast Update : Wed Apr 26 10:56:58 2017
Response via : Initial Calibration

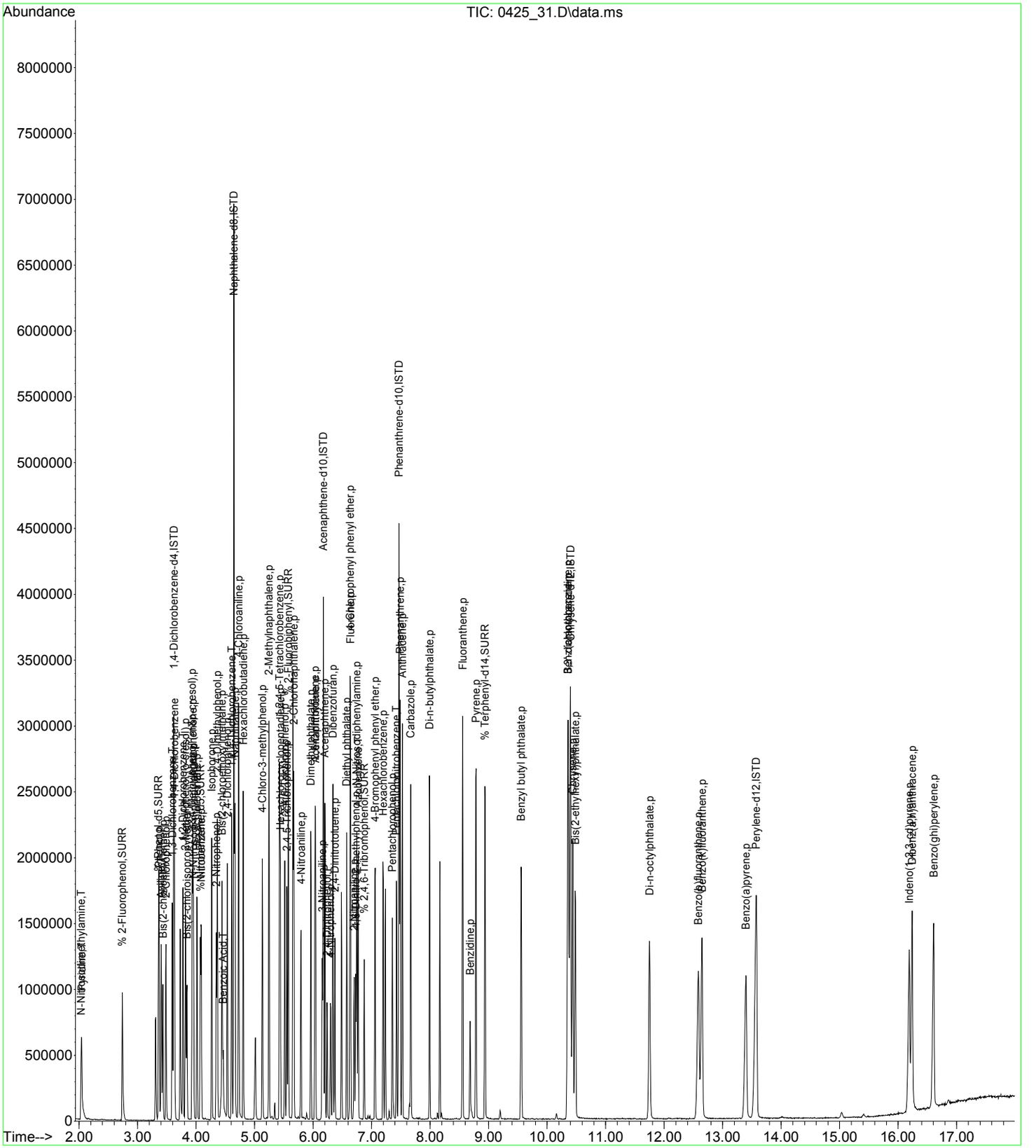

CLIENT ID

SEMIVOLATILE ORGANICS ANALYSIS DATA SHEET

BY06962 LCS

Client: NETC Lab: Phoenix Env. Labs

SDG No.: GBY06958 Lab Sample ID: BY06962 LCS

Sample wt/vol: 15.00 (g/mL) g Lab File ID: 0424_14.D

Concentrated Extract Volume: 1000 (uL) Date Received: 04/19/17

% Moisture: n.a. Date Extracted: 04/24/17

Instrument: CHEM06 Inj. Vol. 1.0 (uL) Date Analyzed: 04/24/17

GPC Cleanup:(Y/N) N pH: Dilution Factor: 1

Matrix: (soil/water) Soil CONCENTRATION UNITS:(ug/L or ug/Kg) ug/Kg

CAS NO.	COMPOUND	CONC.	Q	MDL	PQL	R
62-75-9	N-Nitrosodimethylamine	1452		94	94	r
110-86-1	Pyridine	980.7		82	82	r
108-95-2	Phenol	1823		110	110	r
111-44-4	Bis(2-chloroethyl)ether	1510		90	90	r
62-53-3	Aniline	1614		270	270	r
95-57-8	2-Chlorophenol	1773		95	95	r
541-73-1	1,3-Dichlorobenzene	1484		99	99	r
106-46-7	1,4-Dichlorobenzene	1517		99	99	r
95-50-1	1,2-Dichlorobenzene	1525		94	94	r
95-48-7	2-Methylphenol (o-cresol)	1876		160	160	r
39638-32-9	Bis(2-chloroisopropyl)ether	1528		93	93	r
621-64-7	N-Nitrosodi-n-propylamine	1875		110	110	r
HNX - M&P CRESOL	3&4-Methylphenol (m&p-cresol)	1907		130	130	r
98-86-2	Acetophenone	1724		100	100	r
67-72-1	Hexachloroethane	1469		100	100	r
98-95-3	Nitrobenzene	1796		120	120	r
78-59-1	Isophorone	1756		93	93	r
88-75-5	2-Nitrophenol	1810		210	210	r
105-67-9	2,4-Dimethylphenol	1781		83	83	r
111-91-1	Bis(2-chloroethoxy)methane	1893		92	92	r
65-85-0	Benzoic Acid	670	U	670	670	r
120-83-2	2,4-Dichlorophenol	1861		120	120	r
120-82-1	1,2,4-Trichlorobenzene	1678		100	100	r
91-20-3	Naphthalene	1738		96	96	r
106-47-8	4-Chloroaniline	1907		160	160	r
87-68-3	Hexachlorobutadiene	1627		120	120	r
59-50-7	4-Chloro-3-methylphenol	2024		120	120	r
91-57-6	2-Methylnaphthalene	1736		99	99	r
77-47-4	Hexachlorocyclopentadiene	1572		100	100	r
95-94-3	1,2,4,5-Tetrachlorobenzene	1733		120	120	r
88-06-2	2,4,6-Trichlorophenol	1917		110	110	r
95-95-4	2,4,5-Trichlorophenol	1994		180	180	r
91-58-7	2-Chloronaphthalene	1882		95	95	r
100-01-6	4-Nitroaniline	2063		110	110	r
131-11-3	Dimethylphthalate	2024		100	100	r
606-20-2	2,6-Dinitrotoluene	2057		110	110	r

FORM I SV

r=Result Reported U=Not Detected D=Reported Dilution E/J=Estimated Value X=Not Used S=Lab Solvent

CLIENT ID

SEMIVOLATILE ORGANICS ANALYSIS DATA SHEET

BY06962 LCS

Client: NETC Lab: Phoenix Env. Labs

SDG No.: GBY06958 Lab Sample ID: BY06962 LCS

Sample wt/vol: 15.00 (g/mL) g Lab File ID: 0424_14.D

Concentrated Extract Volume: 1000 (uL) Date Received: 04/19/17

% Moisture: n.a. Date Extracted: 04/24/17

Instrument: CHEM06 Inj. Vol. 1.0 (uL) Date Analyzed: 04/24/17

GPC Cleanup:(Y/N) N pH: Dilution Factor: 1

Matrix: (soil/water) Soil CONCENTRATION UNITS:(ug/L or ug/Kg) ug/Kg

CAS NO.	COMPOUND	CONC.	Q	MDL	PQL	R
208-96-8	Acenaphthylene	1853		93	93	r
99-09-2	3-Nitroaniline	1802		670	670	r
83-32-9	Acenaphthene	1999		100	100	r
51-28-5	2,4-Dinitrophenol	230	U	230	230	r
132-64-9	Dibenzofuran	1921		97	97	r
121-14-2	2,4-Dinitrotoluene	2070		130	130	r
100-02-7	4-Nitrophenol	2106		150	150	r
84-66-2	Diethyl phthalate	2063		110	110	r
86-73-7	Fluorene	1993		110	110	r
7005-72-3	4-Chlorophenyl phenyl ether	1969		110	110	r
88-74-4	2-Nitroaniline	1766		230	230	r
534-52-1	4,6-Dinitro-2-methylphenol	679.0		67	67	r
86-30-6	N-Nitrosodiphenylamine	2195		130	130	r
122-66-7	Azobenzene	1955		110	110	r
101-55-3	4-Bromophenyl phenyl ether	2001		98	98	r
118-74-1	Hexachlorobenzene	2019		97	97	r
87-86-5	Pentachlorophenol	1493		130	130	r
82-68-8	Pentachloronitrobenzene	1987		120	120	r
85-01-8	Phenanthrene	2073		95	95	r
120-12-7	Anthracene	2107		110	110	r
86-74-8	Carbazole	2043		130	130	r
84-74-2	Di-n-butylphthalate	2145		89	89	r
206-44-0	Fluoranthene	2084		110	110	r
92-87-5	Benzidine	373.0		200	200	r
129-00-0	Pyrene	2135		110	110	r
85-68-7	Benzyl butyl phthalate	2130		86	86	r
117-81-7	Bis(2-ethylhexyl)phthalate	2065		96	96	r
56-55-3	Benz(a)anthracene	2062		110	110	r
218-01-9	Chrysene	2209		110	110	r
117-84-0	Di-n-octylphthalate	2124		86	86	r
91-94-1	3,3'-dichlorobenzidine	1690		160	160	r
205-99-2	Benzo(b)fluoranthene	2009		110	110	r
207-08-9	Benzo(k)fluoranthene	2168		110	110	r
50-32-8	Benzo(a)pyrene	1974		110	110	r
193-39-5	Indeno(1,2,3-cd)pyrene	2066		110	110	r
53-70-3	Dibenz(a,h)anthracene	2090		110	110	r

FORM I SV

r=Result Reported U=Not Detected D=Reported Dilution E/J=Estimated Value X=Not Used S=Lab Solvent

CLIENT ID

SEMIVOLATILE ORGANICS ANALYSIS DATA SHEET

BY06962 LCS

Client: NETC Lab: Phoenix Env. Labs

SDG No.: GBY06958 Lab Sample ID: BY06962 LCS

Sample wt/vol: 15.00 (g/mL) g Lab File ID: 0424_14.D

Concentrated Extract Volume: 1000 (uL) Date Received: 04/19/17

% Moisture: n.a. Date Extracted: 04/24/17

Instrument: CHEM06 Inj. Vol. 1.0 (uL) Date Analyzed: 04/24/17

GPC Cleanup:(Y/N) N pH: Dilution Factor: 1

Matrix: (soil/water) Soil CONCENTRATION UNITS:(ug/L or ug/Kg) ug/Kg

CAS NO.	COMPOUND	CONC.	Q	MDL	PQL	R
191-24-2	Benzo(ghi)perylene	2098		110	110	r

FORM I SV

r=Result Reported U=Not Detected D=Reported Dilution E/J=Estimated Value X=Not Used S=Lab Solvent

Quantitation Report (QT Reviewed)

Data Path : H:\SV2017\CHEM06\04APR\24\
Data File : 0424_14.D
Acq On : 24 Apr 2017 9:49 pm
Operator :
Client ID : BY06962 LCS
Lab ID : BY06962 LCS
ALS Vial : 4 Sample Multiplier: 1

Quant Time: Apr 25 09:22:35 2017
Quant Method : H:\SV2017\CHEM06\METHODS\SV_0424.M
Quant Title : Semivolatiles by GC/MS - EPA Method 625/8270
QLast Update : Mon Apr 24 12:54:51 2017
Response via : Initial Calibration

Compound	R.T.	QIon	Response	Conc	Units		Dev(Min)
Internal Standards							
1) 1,4-Dichlorobenzene-d4	2.583	152	181374	40.000	ng		0.00
23) Naphthalene-d8	3.553	136	664255	40.000	ng		0.00
41) Acenaphthene-d10	5.028	164	379943	40.000	ng		0.00
65) Phenanthrene-d10	6.273	188	686032	40.000	ng	#	0.00
81) Chrysene-d12	8.576	240	732441	40.000	ng		0.00
88) Perylene-d12	10.474	264	654325	40.000	ng		0.00
System Monitoring Compounds							
5) % 2-Fluorophenol	1.814	112	172429	39.065	ng		0.02
Spiked Amount 75.000	Range 30 - 130		Recovery =	52.09%			
6) % Phenol-d5	2.395	99	231917	42.230	ng		0.00
Spiked Amount 75.000	Range 30 - 130		Recovery =	56.31%			
21) % Nitrobenzene-d5	3.018	82	127831	27.493	ng		0.00
Spiked Amount 50.000	Range 30 - 130		Recovery =	54.98%			
44) % 2-Fluorobiphenyl	4.469	172	311490	27.775	ng		0.00
Spiked Amount 50.000	Range 30 - 130		Recovery =	55.54%			
66) % 2,4,6-Tribromophenol	5.709	62	42975	45.343	ng		0.00
Spiked Amount 75.000	Range 30 - 130		Recovery =	60.45%			
80) % Terphenyl-d14	7.666	244	358361	30.943	ng		0.00
Spiked Amount 50.000			Recovery =	61.88%			
Target Compounds							Qvalue
2) N-Nitrosodimethylamine	1.173	74	54444	21.780	ng		93
3) Pyridine	1.173	79	68745	14.711	ng		89
7) Phenol	2.401	94	171367	27.348	ng		99
8) Bis(2-chloroethyl)ether	2.431	93	98396	22.655	ng		97
9) Aniline	2.395	93	167178	24.212	ng		87
10) 2-Chlorophenol	2.466	128	139063	26.597	ng		99
11) 1,3-Dichlorobenzene	2.554	146	130289	22.256	ng		99
12) 1,4-Dichlorobenzene	2.589	146	137017	22.754	ng		99
14) 1,2-Dichlorobenzene	2.724	146	129022	22.873	ng		98
15) 2-Methylphenol (o-cresol)	2.818	107	110197	28.133	ng		96
16) Bis(2-chloroisopropyl)...	2.818	45	114679	22.924	ng		86
17) N-Nitrosodi-n-propylamine	2.924	70	85580	28.132	ng		84
18) 3&4-Methylphenol (m&p-...	2.930	107	160420	28.602	ng		99
19) Acetophenone	2.901	105	168589	25.854	ng		99
20) Hexachloroethane	2.948	117	53253	22.029	ng		96
22) Nitrobenzene	3.030	77	129829	26.933	ng		97
24) Isophorone	3.206	82	225407	26.346	ng		99
25) 2-Nitrophenol	3.277	81	30237	27.153	ng		94
26) 2,4-Dimethylphenol	3.335	107	132452	26.719	ng		100
27) Bis(2-chloroethoxy)met...	3.400	93	138855	28.397	ng		97
28) Benzoic Acid	3.412	105	8579m	2.586	ng		
29) 2,4-Dichlorophenol	3.471	162	124211	27.908	ng		97
30) 1,2,4-Trichlorobenzene	3.523	180	124661	25.164	ng		100
33) Naphthalene	3.570	128	400161	26.068	ng		99
34) 4-Chloroaniline	3.653	65	48377	28.609	ng		99
36) Hexachlorobutadiene	3.723	225	73609	24.407	ng		98
37) 4-Chloro-3-methylphenol	4.082	107	124660	30.354	ng		97
38) 2-Methylnaphthalene	4.134	142	272987	26.043	ng		99
39) Hexachlorocyclopentadiene	4.328	237	64617	23.573	ng		99
40) 1,2,4,5-Tetrachloroben...	4.311	216	138695	25.991	ng		100
42) 2,4,6-Trichlorophenol	4.417	196	93825	28.759	ng		99
43) 2,4,5-Trichlorophenol	4.452	196	101592	29.910	ng		96
45) 2-Chloronaphthalene	4.540	162	288058	28.233	ng		99
46) 4-Nitroaniline	4.681	65	79720	30.942	ng		98
48) Dimethylphthalate	4.869	163	334401	30.365	ng		100
49) 2,6-Dinitrotoluene	4.928	165	77972	30.855	ng		98
50) Acenaphthylene	4.892	152	422020	27.791	ng		99
51) 3-Nitroaniline	5.039	138	77462	27.035	ng		97
52) Acenaphthene	5.051	154	278531	29.982	ng		99
53) 2,4-Dinitrophenol	5.133	184	3094	2.568	ng		85

Quantitation Report (QT Reviewed)

Data Path : H:\SV2017\CHEM06\04APR\24\
Data File : 0424_14.D
Acq On : 24 Apr 2017 9:49 pm
Operator :
Client ID : BY06962 LCS
Lab ID : BY06962 LCS
ALS Vial : 4 Sample Multiplier: 1

Quant Time: Apr 25 09:22:35 2017
Quant Method : H:\SV2017\CHEM06\METHODS\SV_0424.M
Quant Title : Semivolatiles by GC/MS - EPA Method 625/8270
QLast Update : Mon Apr 24 12:54:51 2017
Response via : Initial Calibration

Compound	R.T.	QIon	Response	Conc	Units		Dev(Min)
54) Dibenzofuran	5.186	168	406323	28.817	ng		99
55) 2,4-Dinitrotoluene	5.257	165	103492	31.053	ng		98
56) 4-Nitrophenol	5.227	65	60372	31.585	ng		98
58) Diethyl phthalate	5.468	149	349077	30.946	ng		99
59) Fluorene	5.480	166	349197	29.889	ng		99
60) 4-Chlorophenyl phenyl ...	5.498	204	163679	29.533	ng		99
61) 2-Nitroaniline	5.568	108	58906	26.487	ng		94
62) 4,6-Dinitro-2-methylph...	5.603	198	20456	10.185	ng	#	1
63) N-Nitrosodiphenylamine	5.615	169	251570	32.930	ng		98
64) Azobenzene	5.627	77	327915	29.331	ng		98
67) 4-Bromophenyl phenyl e...	5.903	248	93433	30.022	ng		96
68) Hexachlorobenzene	6.021	142	42884	30.280	ng		98
69) Pentachlorophenol	6.191	266	38047	22.389	ng		98
70) Pentachloronitrobenzene	6.250	214	33424	29.800	ng		99
72) Phenanthrene	6.291	178	509945	31.089	ng		100
73) Anthracene	6.332	178	519966	31.610	ng		99
74) Carbazole	6.491	167	465836	30.650	ng		99
75) Di-n-butylphthalate	6.855	149	594029	32.173	ng		99
77) Fluoranthene	7.313	202	578455	31.260	ng		99
78) Benzidine	7.460	184	24546	5.595	ng		93
79) Pyrene	7.495	202	608450	32.026	ng		99
82) Benzyl butyl phthalate	8.130	149	268246	31.950	ng		97
83) Bis(2-ethylhexyl)phtha...	8.700	149	370051	30.975	ng		99
84) Benz(a)anthracene	8.559	228	542531	30.933	ng		100
85) Chrysene	8.600	228	536088	33.129	ng		99
86) Di-n-octylphthalate	9.446	149	625437	31.854	ng		99
87) 3,3'-dichlorobenzidine	8.576	252	153859	25.356	ng		100
89) Benzo(b)fluoranthene	9.875	252	512728	30.138	ng		99
90) Benzo(k)fluoranthene	9.910	252	496153	32.515	ng		99
91) Benzo(a)pyrene	10.368	252	465481	29.611	ng		100
92) Indeno(1,2,3-cd)pyrene	12.531	276	433713	30.983	ng		99
93) Dibenz(a,h)anthracene	12.607	278	440637	31.354	ng		99
94) Benzo(ghi)perylene	13.089	276	469148	31.469	ng		99

(#)out of range (m)manual integration reviewed by analyst (+)signals summed

Quantitation Report (QT Reviewed)

Data Path : H:\SV2017\CHEM06\04APR\24\
Data File : 0424_14.D
Acq On : 24 Apr 2017 9:49 pm
Operator :
Client ID : BY06962 LCS
Lab ID : BY06962 LCS
ALS Vial : 4 Sample Multiplier: 1

Quant Time: Apr 25 09:22:35 2017
Quant Method : H:\SV2017\CHEM06\METHODS\SV_0424.M
Quant Title : Semivolatiles by GC/MS - EPA Method 625/8270
QLast Update : Mon Apr 24 12:54:51 2017
Response via : Initial Calibration

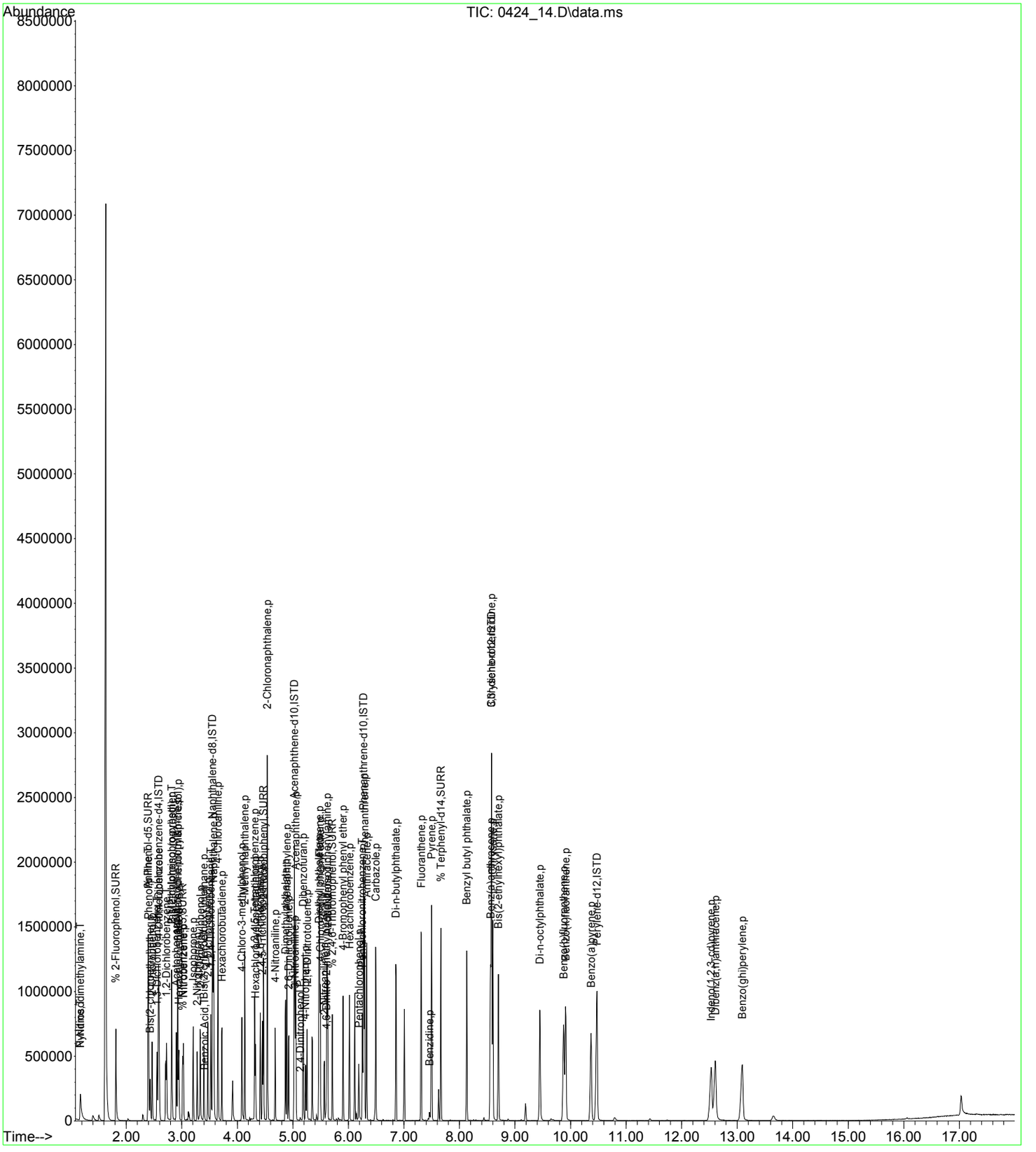

CLIENT ID

SEMIVOLATILE ORGANICS ANALYSIS DATA SHEET

BY06962 LCSD

Client: NETC Lab: Phoenix Env. Labs

SDG No.: GBY06958 Lab Sample ID: BY06962 LCSD

Sample wt/vol: 15.00 (g/mL) g Lab File ID: 0424_15.D

Concentrated Extract Volume: 1000 (uL) Date Received: 04/19/17

% Moisture: n.a. Date Extracted: 04/24/17

Instrument: CHEM06 Inj. Vol. 1.0 (uL) Date Analyzed: 04/24/17

GPC Cleanup:(Y/N) N pH: Dilution Factor: 1

Matrix: (soil/water) Soil CONCENTRATION UNITS:(ug/L or ug/Kg) ug/Kg

CAS NO.	COMPOUND	CONC.	Q	MDL	PQL	R
62-75-9	N-Nitrosodimethylamine	1332		94	94	r
110-86-1	Pyridine	946.5		82	82	r
108-95-2	Phenol	1757		110	110	r
111-44-4	Bis(2-chloroethyl)ether	1347		90	90	r
62-53-3	Aniline	1459		270	270	r
95-57-8	2-Chlorophenol	1688		95	95	r
541-73-1	1,3-Dichlorobenzene	1388		99	99	r
106-46-7	1,4-Dichlorobenzene	1418		99	99	r
95-50-1	1,2-Dichlorobenzene	1429		94	94	r
95-48-7	2-Methylphenol (o-cresol)	1824		160	160	r
39638-32-9	Bis(2-chloroisopropyl)ether	1471		93	93	r
621-64-7	N-Nitrosodi-n-propylamine	1783		110	110	r
HNX - M&P CRESOL	3&4-Methylphenol (m&p-cresol)	1818		130	130	r
98-86-2	Acetophenone	1632		100	100	r
67-72-1	Hexachloroethane	1407		100	100	r
98-95-3	Nitrobenzene	1692		120	120	r
78-59-1	Isophorone	1726		93	93	r
88-75-5	2-Nitrophenol	1742		210	210	r
105-67-9	2,4-Dimethylphenol	1799		83	83	r
111-91-1	Bis(2-chloroethoxy)methane	1917		92	92	r
65-85-0	Benzoic Acid	670	U	670	670	r
120-83-2	2,4-Dichlorophenol	1857		120	120	r
120-82-1	1,2,4-Trichlorobenzene	1634		100	100	r
91-20-3	Naphthalene	1720		96	96	r
106-47-8	4-Chloroaniline	1901		160	160	r
87-68-3	Hexachlorobutadiene	1599		120	120	r
59-50-7	4-Chloro-3-methylphenol	1994		120	120	r
91-57-6	2-Methylnaphthalene	1685		99	99	r
77-47-4	Hexachlorocyclopentadiene	1570		100	100	r
95-94-3	1,2,4,5-Tetrachlorobenzene	1727		120	120	r
88-06-2	2,4,6-Trichlorophenol	1856		110	110	r
95-95-4	2,4,5-Trichlorophenol	1890		180	180	r
91-58-7	2-Chloronaphthalene	1802		95	95	r
100-01-6	4-Nitroaniline	2027		110	110	r
131-11-3	Dimethylphthalate	1983		100	100	r
606-20-2	2,6-Dinitrotoluene	1914		110	110	r

FORM I SV

r=Result Reported U=Not Detected D=Reported Dilution E/J=Estimated Value X=Not Used S=Lab Solvent

CLIENT ID

SEMIVOLATILE ORGANICS ANALYSIS DATA SHEET

BY06962 LCSD

Client: NETC Lab: Phoenix Env. Labs

SDG No.: GBY06958 Lab Sample ID: BY06962 LCSD

Sample wt/vol: 15.00 (g/mL) g Lab File ID: 0424_15.D

Concentrated Extract Volume: 1000 (uL) Date Received: 04/19/17

% Moisture: n.a. Date Extracted: 04/24/17

Instrument: CHEM06 Inj. Vol. 1.0 (uL) Date Analyzed: 04/24/17

GPC Cleanup:(Y/N) N pH: Dilution Factor: 1

Matrix: (soil/water) Soil CONCENTRATION UNITS:(ug/L or ug/Kg) ug/Kg

CAS NO.	COMPOUND	CONC.	Q	MDL	PQL	R
208-96-8	Acenaphthylene	1817		93	93	r
99-09-2	3-Nitroaniline	1710		670	670	r
83-32-9	Acenaphthene	1912		100	100	r
51-28-5	2,4-Dinitrophenol	295.6		230	230	r
132-64-9	Dibenzofuran	1861		97	97	r
121-14-2	2,4-Dinitrotoluene	2031		130	130	r
100-02-7	4-Nitrophenol	1943		150	150	r
84-66-2	Diethyl phthalate	1939		110	110	r
86-73-7	Fluorene	1919		110	110	r
7005-72-3	4-Chlorophenyl phenyl ether	1915		110	110	r
88-74-4	2-Nitroaniline	1706		230	230	r
534-52-1	4,6-Dinitro-2-methylphenol	886.3		67	67	r
86-30-6	N-Nitrosodiphenylamine	2118		130	130	r
122-66-7	Azobenzene	1878		110	110	r
101-55-3	4-Bromophenyl phenyl ether	1934		98	98	r
118-74-1	Hexachlorobenzene	1940		97	97	r
87-86-5	Pentachlorophenol	1426		130	130	r
82-68-8	Pentachloronitrobenzene	1920		120	120	r
85-01-8	Phenanthrene	1890		95	95	r
120-12-7	Anthracene	1986		110	110	r
86-74-8	Carbazole	1953		130	130	r
84-74-2	Di-n-butylphthalate	2005		89	89	r
206-44-0	Fluoranthene	1956		110	110	r
92-87-5	Benzidine	294.1		200	200	r
129-00-0	Pyrene	2010		110	110	r
85-68-7	Benzyl butyl phthalate	1994		86	86	r
117-81-7	Bis(2-ethylhexyl)phthalate	1952		96	96	r
56-55-3	Benz(a)anthracene	1936		110	110	r
218-01-9	Chrysene	2034		110	110	r
117-84-0	Di-n-octylphthalate	1971		86	86	r
91-94-1	3,3'-dichlorobenzidine	1553		160	160	r
205-99-2	Benzo(b)fluoranthene	1946		110	110	r
207-08-9	Benzo(k)fluoranthene	2010		110	110	r
50-32-8	Benzo(a)pyrene	1856		110	110	r
193-39-5	Indeno(1,2,3-cd)pyrene	1966		110	110	r
53-70-3	Dibenz(a,h)anthracene	1981		110	110	r

FORM I SV

r=Result Reported U=Not Detected D=Reported Dilution E/J=Estimated Value X=Not Used S=Lab Solvent

CLIENT ID

SEMIVOLATILE ORGANICS ANALYSIS DATA SHEET

BY06962 LCSD

Client: NETC Lab: Phoenix Env. Labs

SDG No.: GBY06958 Lab Sample ID: BY06962 LCSD

Sample wt/vol: 15.00 (g/mL) g Lab File ID: 0424_15.D

Concentrated Extract Volume: 1000 (uL) Date Received: 04/19/17

% Moisture: n.a. Date Extracted: 04/24/17

Instrument: CHEM06 Inj. Vol. 1.0 (uL) Date Analyzed: 04/24/17

GPC Cleanup:(Y/N) N pH: Dilution Factor: 1

Matrix: (soil/water) Soil CONCENTRATION UNITS:(ug/L or ug/Kg) ug/Kg

CAS NO.	COMPOUND	CONC.	Q	MDL	PQL	R
191-24-2	Benzo(ghi)perylene	2009		110	110	r

FORM I SV

r=Result Reported U=Not Detected D=Reported Dilution E/J=Estimated Value X=Not Used S=Lab Solvent

Quantitation Report (QT Reviewed)

Data Path : H:\SV2017\CHEM06\04APR\24\
Data File : 0424_15.D
Acq On : 24 Apr 2017 10:12 pm
Operator :
Client ID : BY06962 LCSD
Lab ID : BY06962 LCSD
ALS Vial : 5 Sample Multiplier: 1

Quant Time: Apr 25 09:22:48 2017
Quant Method : H:\SV2017\CHEM06\METHODS\SV_0424.M
Quant Title : Semivolatiles by GC/MS - EPA Method 625/8270
QLast Update : Mon Apr 24 12:54:51 2017
Response via : Initial Calibration

Compound	R.T.	QIon	Response	Conc	Units		Dev(Min)
Internal Standards							
1) 1,4-Dichlorobenzene-d4	2.583	152	190995	40.000	ng		0.00
23) Naphthalene-d8	3.553	136	676905	40.000	ng		0.00
41) Acenaphthene-d10	5.027	164	394481	40.000	ng		0.00
65) Phenanthrene-d10	6.273	188	714609	40.000	ng	#	0.00
81) Chrysene-d12	8.576	240	759166	40.000	ng		0.00
88) Perylene-d12	10.474	264	663013	40.000	ng		0.00
System Monitoring Compounds							
5) % 2-Fluorophenol	1.813	112	171688	36.938	ng		0.02
Spiked Amount 75.000	Range 30 - 130		Recovery = 49.25%				
6) % Phenol-d5	2.395	99	231695	40.065	ng		0.00
Spiked Amount 75.000	Range 30 - 130		Recovery = 53.41%				
21) % Nitrobenzene-d5	3.018	82	124492	25.426	ng		0.00
Spiked Amount 50.000	Range 30 - 130		Recovery = 50.86%				
44) % 2-Fluorobiphenyl	4.469	172	316231	27.158	ng		0.00
Spiked Amount 50.000	Range 30 - 130		Recovery = 54.32%				
66) % 2,4,6-Tribromophenol	5.709	62	43514	44.076	ng		0.00
Spiked Amount 75.000	Range 30 - 130		Recovery = 58.77%				
80) % Terphenyl-d14	7.666	244	353548	29.307	ng		0.00
Spiked Amount 50.000			Recovery = 58.62%				
Target Compounds							Qvalue
2) N-Nitrosodimethylamine	1.185	74	52596	19.981	ng		86
3) Pyridine	1.179	79	69867	14.198	ng		90
7) Phenol	2.401	94	173925	26.358	ng		99
8) Bis(2-chloroethyl)ether	2.430	93	92378	20.198	ng		94
9) Aniline	2.395	93	159148	21.888	ng		82
10) 2-Chlorophenol	2.466	128	139366	25.313	ng		98
11) 1,3-Dichlorobenzene	2.554	146	128362	20.823	ng		98
12) 1,4-Dichlorobenzene	2.595	146	134856	21.267	ng		98
14) 1,2-Dichlorobenzene	2.730	146	127344	21.438	ng		98
15) 2-Methylphenol (o-cresol)	2.818	107	112838	27.356	ng		96
16) Bis(2-chloroisopropyl)...	2.818	45	116215	22.061	ng		84
17) N-Nitrosodi-n-propylamine	2.924	70	85693	26.750	ng		83
18) 3&4-Methylphenol (m&p-...	2.930	107	161102	27.277	ng		98
19) Acetophenone	2.900	105	168075	24.477	ng		99
20) Hexachloroethane	2.947	117	53719	21.103	ng		99
22) Nitrobenzene	3.030	77	128837	25.381	ng		97
24) Isophorone	3.206	82	225677	25.885	ng		99
25) 2-Nitrophenol	3.276	81	29646	26.125	ng		97
26) 2,4-Dimethylphenol	3.329	107	136346	26.991	ng		96
27) Bis(2-chloroethoxy)met...	3.400	93	143279	28.754	ng		99
28) Benzoic Acid	3.412	105	10833m	3.205	ng		
29) 2,4-Dichlorophenol	3.470	162	126317	27.851	ng		98
30) 1,2,4-Trichlorobenzene	3.523	180	123700	24.503	ng		99
33) Naphthalene	3.570	128	403585	25.800	ng		99
34) 4-Chloroaniline	3.652	65	49133	28.513	ng		99
36) Hexachlorobutadiene	3.723	225	73731	23.990	ng		99
37) 4-Chloro-3-methylphenol	4.081	107	125167	29.908	ng		96
38) 2-Methylnaphthalene	4.134	142	270001	25.277	ng		98
39) Hexachlorocyclopentadiene	4.328	237	65768	23.545	ng		98
40) 1,2,4,5-Tetrachloroben...	4.311	216	140862	25.904	ng		98
42) 2,4,6-Trichlorophenol	4.416	196	94298	27.839	ng		99
43) 2,4,5-Trichlorophenol	4.452	196	99988	28.353	ng		98
45) 2-Chloronaphthalene	4.540	162	286368	27.033	ng		98
46) 4-Nitroaniline	4.681	65	81349	30.411	ng		97
48) Dimethylphthalate	4.869	163	340125	29.747	ng		100
49) 2,6-Dinitrotoluene	4.928	165	75343	28.716	ng		96
50) Acenaphthylene	4.892	152	429802	27.260	ng		100
51) 3-Nitroaniline	5.039	138	76327	25.657	ng		96
52) Acenaphthene	5.051	154	276560	28.673	ng		99
53) 2,4-Dinitrophenol	5.133	184	5546	4.434	ng		99

Quantitation Report (QT Reviewed)

Data Path : H:\SV2017\CHEM06\04APR\24\
Data File : 0424_15.D
Acq On : 24 Apr 2017 10:12 pm
Operator :
Client ID : BY06962 LCSD
Lab ID : BY06962 LCSD
ALS Vial : 5 Sample Multiplier: 1

Quant Time: Apr 25 09:22:48 2017
Quant Method : H:\SV2017\CHEM06\METHODS\SV_0424.M
Quant Title : Semivolatiles by GC/MS - EPA Method 625/8270
QLast Update : Mon Apr 24 12:54:51 2017
Response via : Initial Calibration

Compound	R.T.	QIon	Response	Conc	Units		Dev(Min)
54) Dibenzofuran	5.186	168	408618	27.912	ng		100
55) 2,4-Dinitrotoluene	5.257	165	105403	30.461	ng		98
56) 4-Nitrophenol	5.227	65	57849	29.150	ng		98
58) Diethyl phthalate	5.468	149	340703	29.090	ng		99
59) Fluorene	5.480	166	349248	28.791	ng		99
60) 4-Chlorophenyl phenyl ...	5.492	204	165299	28.726	ng		98
61) 2-Nitroaniline	5.568	108	59086	25.589	ng		95
62) 4,6-Dinitro-2-methylph...	5.597	198	27721	13.294	ng		96
63) N-Nitrosodiphenylamine	5.609	169	251939	31.763	ng		99
64) Azobenzene	5.627	77	327034	28.175	ng		99
67) 4-Bromophenyl phenyl e...	5.903	248	94043	29.010	ng		97
68) Hexachlorobenzene	6.014	142	42925	29.097	ng		97
69) Pentachlorophenol	6.191	266	37855	21.385	ng		99
70) Pentachloronitrobenzene	6.250	214	33650	28.802	ng		98
72) Phenanthrene	6.291	178	484383	28.349	ng		99
73) Anthracene	6.326	178	510443	29.790	ng		99
74) Carbazole	6.490	167	463816	29.297	ng		100
75) Di-n-butylphthalate	6.855	149	578519	30.080	ng		100
77) Fluoranthene	7.307	202	565524	29.339	ng		99
78) Benzidine	7.460	184	20162	4.412	ng	#	89
79) Pyrene	7.495	202	596779	30.155	ng		100
82) Benzyl butyl phthalate	8.130	149	260298	29.912	ng		98
83) Bis(2-ethylhexyl)phtha...	8.700	149	362603	29.283	ng		99
84) Benz(a)anthracene	8.559	228	527819	29.034	ng		99
85) Chrysene	8.600	228	511755	30.512	ng		99
86) Di-n-octylphthalate	9.446	149	601631	29.563	ng		100
87) 3,3'-dichlorobenzidine	8.576	252	146474	23.289	ng		99
89) Benzo(b)fluoranthene	9.875	252	503144	29.187	ng		100
90) Benzo(k)fluoranthene	9.910	252	466176	30.150	ng		99
91) Benzo(a)pyrene	10.368	252	443371	27.835	ng		99
92) Indeno(1,2,3-cd)pyrene	12.531	276	418331	29.493	ng		98
93) Dibenz(a,h)anthracene	12.607	278	423123	29.713	ng		98
94) Benzo(ghi)perylene	13.089	276	455119	30.128	ng		99

(#)out of range (m)manual integration reviewed by analyst (+)signals summed

Quantitation Report (QT Reviewed)

Data Path : H:\SV2017\CHEM06\04APR\24\
Data File : 0424_15.D
Acq On : 24 Apr 2017 10:12 pm
Operator :
Client ID : BY06962 LCSD
Lab ID : BY06962 LCSD
ALS Vial : 5 Sample Multiplier: 1

Quant Time: Apr 25 09:22:48 2017
Quant Method : H:\SV2017\CHEM06\METHODS\SV_0424.M
Quant Title : Semivolatiles by GC/MS - EPA Method 625/8270
QLast Update : Mon Apr 24 12:54:51 2017
Response via : Initial Calibration



CLIENT ID

SEMIVOLATILE ORGANICS ANALYSIS DATA SHEET

B3-2 S-2 MS

Client: NETC Lab: Phoenix Env. Labs

SDG No.: GBY06958 Lab Sample ID: BY06962 MS

Sample wt/vol: 15.31 (g/mL) g Lab File ID: 0424_16.D

Concentrated Extract Volume: 1000 (uL) Date Received: 04/19/17

% Moisture: 24 Date Extracted: 04/24/17

Instrument: CHEM06 Inj. Vol. 1.0 (uL) Date Analyzed: 04/24/17

GPC Cleanup:(Y/N) N pH: Dilution Factor: 1

Matrix: (soil/water) Soil CONCENTRATION UNITS:(ug/L or ug/Kg) ug/Kg

CAS NO.	COMPOUND	CONC.	Q	MDL	PQL	R
62-75-9	N-Nitrosodimethylamine	1677		120	120	r
110-86-1	Pyridine	1199		110	110	r
108-95-2	Phenol	2629		140	140	r
111-44-4	Bis(2-chloroethyl)ether	1703		120	120	r
62-53-3	Aniline	2134		340	340	r
95-57-8	2-Chlorophenol	2273		120	120	r
541-73-1	1,3-Dichlorobenzene	1735		130	130	r
106-46-7	1,4-Dichlorobenzene	1780		130	130	r
95-50-1	1,2-Dichlorobenzene	1821		120	120	r
95-48-7	2-Methylphenol (o-cresol)	2536		200	200	r
39638-32-9	Bis(2-chloroisopropyl)ether	1899		120	120	r
621-64-7	N-Nitrosodi-n-propylamine	2384		140	140	r
HNX - M&P CRESOL	3&4-Methylphenol (m&p-cresol)	3104		170	170	r
98-86-2	Acetophenone	2223		130	130	r
67-72-1	Hexachloroethane	1580		130	130	r
98-95-3	Nitrobenzene	2015		150	150	r
78-59-1	Isophorone	2197		120	120	r
88-75-5	2-Nitrophenol	1985		270	270	r
105-67-9	2,4-Dimethylphenol	2473		110	110	r
111-91-1	Bis(2-chloroethoxy)methane	2389		120	120	r
65-85-0	Benzoic Acid	860	U	860	860	r
120-83-2	2,4-Dichlorophenol	2465		150	150	r
120-82-1	1,2,4-Trichlorobenzene	2057		130	130	r
91-20-3	Naphthalene	2165		120	120	r
106-47-8	4-Chloroaniline	2334		200	200	r
87-68-3	Hexachlorobutadiene	1970		160	160	r
59-50-7	4-Chloro-3-methylphenol	2680		150	150	r
91-57-6	2-Methylnaphthalene	2190		130	130	r
77-47-4	Hexachlorocyclopentadiene	130	U	130	130	r
95-94-3	1,2,4,5-Tetrachlorobenzene	2189		150	150	r
88-06-2	2,4,6-Trichlorophenol	2586		140	140	r
95-95-4	2,4,5-Trichlorophenol	2735		240	240	r
91-58-7	2-Chloronaphthalene	2358		120	120	r
100-01-6	4-Nitroaniline	2664		140	140	r
131-11-3	Dimethylphthalate	2684		130	130	r
606-20-2	2,6-Dinitrotoluene	2356		140	140	r

FORM I SV

r=Result Reported U=Not Detected D=Reported Dilution E/J=Estimated Value X=Not Used S=Lab Solvent

CLIENT ID

SEMIVOLATILE ORGANICS ANALYSIS DATA SHEET

B3-2 S-2 MS

Client: NETC Lab: Phoenix Env. Labs

SDG No.: GBY06958 Lab Sample ID: BY06962 MS

Sample wt/vol: 15.31 (g/mL) g Lab File ID: 0424_16.D

Concentrated Extract Volume: 1000 (uL) Date Received: 04/19/17

% Moisture: 24 Date Extracted: 04/24/17

Instrument: CHEM06 Inj. Vol. 1.0 (uL) Date Analyzed: 04/24/17

GPC Cleanup:(Y/N) N pH: Dilution Factor: 1

Matrix: (soil/water) Soil CONCENTRATION UNITS:(ug/L or ug/Kg) ug/Kg

CAS NO.	COMPOUND	CONC.	Q	MDL	PQL	R
208-96-8	Acenaphthylene	2316		120	120	r
99-09-2	3-Nitroaniline	2340		860	860	r
83-32-9	Acenaphthene	2552		130	130	r
51-28-5	2,4-Dinitrophenol	1646		300	300	r
132-64-9	Dibenzofuran	2448		130	130	r
121-14-2	2,4-Dinitrotoluene	2602		170	170	r
100-02-7	4-Nitrophenol	2697		190	190	r
84-66-2	Diethyl phthalate	2715		140	140	r
86-73-7	Fluorene	2581		140	140	r
7005-72-3	4-Chlorophenyl phenyl ether	2669		140	140	r
88-74-4	2-Nitroaniline	2739		300	300	r
534-52-1	4,6-Dinitro-2-methylphenol	2431		86	86	r
86-30-6	N-Nitrosodiphenylamine	2960		170	170	r
122-66-7	Azobenzene	2627		140	140	r
101-55-3	4-Bromophenyl phenyl ether	2663		130	130	r
118-74-1	Hexachlorobenzene	2697		130	130	r
87-86-5	Pentachlorophenol	2661		160	160	r
82-68-8	Pentachloronitrobenzene	2594		160	160	r
85-01-8	Phenanthrene	2701		120	120	r
120-12-7	Anthracene	2698		140	140	r
86-74-8	Carbazole	2657		170	170	r
84-74-2	Di-n-butylphthalate	2773		110	110	r
206-44-0	Fluoranthene	2760		140	140	r
92-87-5	Benzidine	594.1		250	250	r
129-00-0	Pyrene	2719		150	150	r
85-68-7	Benzyl butyl phthalate	2839		110	110	r
117-81-7	Bis(2-ethylhexyl)phthalate	2779		120	120	r
56-55-3	Benz(a)anthracene	2677		140	140	r
218-01-9	Chrysene	2849		140	140	r
117-84-0	Di-n-octylphthalate	2889		110	110	r
91-94-1	3,3'-dichlorobenzidine	2471		200	200	r
205-99-2	Benzo(b)fluoranthene	2520		150	150	r
207-08-9	Benzo(k)fluoranthene	2737		140	140	r
50-32-8	Benzo(a)pyrene	2439		140	140	r
193-39-5	Indeno(1,2,3-cd)pyrene	2388		140	140	r
53-70-3	Dibenz(a,h)anthracene	2525		140	140	r

FORM I SV

r=Result Reported U=Not Detected D=Reported Dilution E/J=Estimated Value X=Not Used S=Lab Solvent

CLIENT ID

SEMIVOLATILE ORGANICS ANALYSIS DATA SHEET

B3-2 S-2 MS

Client: NETC Lab: Phoenix Env. Labs

SDG No.: GBY06958 Lab Sample ID: BY06962 MS

Sample wt/vol: 15.31 (g/mL) g Lab File ID: 0424_16.D

Concentrated Extract Volume: 1000 (uL) Date Received: 04/19/17

% Moisture: 24 Date Extracted: 04/24/17

Instrument: CHEM06 Inj. Vol. 1.0 (uL) Date Analyzed: 04/24/17

GPC Cleanup:(Y/N) N pH: Dilution Factor: 1

Matrix: (soil/water) Soil CONCENTRATION UNITS:(ug/L or ug/Kg) ug/Kg

CAS NO.	COMPOUND	CONC.	Q	MDL	PQL	R
191-24-2	Benzo(ghi)perylene	2450		140	140	r

FORM I SV

r=Result Reported U=Not Detected D=Reported Dilution E/J=Estimated Value X=Not Used S=Lab Solvent

Quantitation Report (QT Reviewed)

Data Path : H:\SV2017\CHEM06\04APR\24\
Data File : 0424_16.D
Acq On : 24 Apr 2017 10:36 pm
Operator :
Client ID : B3-2 S-2 MS
Lab ID : BY06962 MS
ALS Vial : 6 Sample Multiplier: 1

Quant Time: Apr 25 09:23:02 2017
Quant Method : H:\SV2017\CHEM06\METHODS\SV_0424.M
Quant Title : Semivolatiles by GC/MS - EPA Method 625/8270
QLast Update : Mon Apr 24 12:54:51 2017
Response via : Initial Calibration

Compound	R.T.	QIon	Response	Conc	Units		Dev(Min)
Internal Standards							
1) 1,4-Dichlorobenzene-d4	2.583	152	193074	40.000	ng		0.00
23) Naphthalene-d8	3.553	136	714474	40.000	ng		0.00
41) Acenaphthene-d10	5.028	164	407113	40.000	ng		0.00
65) Phenanthrene-d10	6.273	188	751492	40.000	ng	#	0.00
81) Chrysene-d12	8.576	240	781257	40.000	ng		0.00
88) Perylene-d12	10.474	264	710831	40.000	ng		0.00
System Monitoring Compounds							
5) % 2-Fluorophenol	1.814	112	179738	38.253	ng		0.02
Spiked Amount 75.000	Range 30 - 130		Recovery =	51.00%			
6) % Phenol-d5	2.395	99	250428	42.838	ng		0.00
Spiked Amount 75.000	Range 30 - 130		Recovery =	57.12%			
21) % Nitrobenzene-d5	3.018	82	120143	24.273	ng		0.00
Spiked Amount 50.000	Range 30 - 130		Recovery =	48.54%			
44) % 2-Fluorobiphenyl	4.469	172	328562	27.342	ng		0.00
Spiked Amount 50.000	Range 30 - 130		Recovery =	54.68%			
66) % 2,4,6-Tribromophenol	5.709	62	49390	47.572	ng		0.00
Spiked Amount 75.000	Range 30 - 130		Recovery =	63.43%			
80) % Terphenyl-d14	7.666	244	398788	31.434	ng		0.00
Spiked Amount 50.000			Recovery =	62.86%			
Target Compounds							Qvalue
2) N-Nitrosodimethylamine	1.185	74	51908	19.507	ng		86
3) Pyridine	1.179	79	69394	13.950	ng		93
7) Phenol	2.401	94	204074	30.594	ng		97
8) Bis(2-chloroethyl)ether	2.431	93	91589	19.810	ng		89
9) Aniline	2.395	93	182508	24.830	ng		83
10) 2-Chlorophenol	2.466	128	147177	26.443	ng		98
11) 1,3-Dichlorobenzene	2.554	146	125796	20.187	ng		99
12) 1,4-Dichlorobenzene	2.595	146	132765	20.712	ng		96
14) 1,2-Dichlorobenzene	2.730	146	127263	21.194	ng		97
15) 2-Methylphenol (o-cresol)	2.818	107	123053	29.512	ng		96
16) Bis(2-chloroisopropyl)...	2.818	45	117644	22.092	ng		86
17) N-Nitrosodi-n-propylamine	2.924	70	89843	27.743	ng	#	80
18) 3&4-Methylphenol (m&p-...	2.930	107	215620	36.114	ng		99
19) Acetophenone	2.901	105	179526	25.863	ng		100
20) Hexachloroethane	2.948	117	47321	18.389	ng		97
22) Nitrobenzene	3.030	77	120330	23.450	ng		96
24) Isophorone	3.206	82	235277	25.567	ng		99
25) 2-Nitrophenol	3.277	81	27667	23.099	ng		97
26) 2,4-Dimethylphenol	3.330	107	153450	28.779	ng		98
27) Bis(2-chloroethoxy)met...	3.400	93	146221	27.801	ng		98
28) Benzoic Acid	3.418	105	13239m	3.711	ng		
29) 2,4-Dichlorophenol	3.471	162	137294	28.680	ng		99
30) 1,2,4-Trichlorobenzene	3.523	180	127520	23.932	ng		100
33) Naphthalene	3.571	128	415869	25.187	ng		100
34) 4-Chloroaniline	3.653	65	49403	27.162	ng		98
36) Hexachlorobutadiene	3.723	225	74369	22.926	ng		98
37) 4-Chloro-3-methylphenol	4.082	107	137753	31.185	ng		97
38) 2-Methylnaphthalene	4.135	142	287338	25.485	ng		99
40) 1,2,4,5-Tetrachloroben...	4.311	216	146169	25.466	ng		99
42) 2,4,6-Trichlorophenol	4.417	196	105167	30.084	ng		100
43) 2,4,5-Trichlorophenol	4.452	196	115812	31.821	ng		97
45) 2-Chloronaphthalene	4.540	162	299899	27.432	ng		98
46) 4-Nitroaniline	4.681	65	85567	30.995	ng		98
48) Dimethylphthalate	4.869	163	368540	31.232	ng		99
49) 2,6-Dinitrotoluene	4.928	165	74238	27.416	ng		96
50) Acenaphthylene	4.893	152	438447	26.946	ng		99
51) 3-Nitroaniline	5.039	138	83591	27.227	ng		97
52) Acenaphthene	5.051	154	295538	29.690	ng		99
53) 2,4-Dinitrophenol	5.128	184	24715	19.147	ng		96
54) Dibenzofuran	5.186	168	430358	28.485	ng		99

Quantitation Report (QT Reviewed)

Data Path : H:\SV2017\CHEM06\04APR\24\
Data File : 0424_16.D
Acq On : 24 Apr 2017 10:36 pm
Operator :
Client ID : B3-2 S-2 MS
Lab ID : BY06962 MS
ALS Vial : 6 Sample Multiplier: 1

Quant Time: Apr 25 09:23:02 2017
Quant Method : H:\SV2017\CHEM06\METHODS\SV_0424.M
Quant Title : Semivolatiles by GC/MS - EPA Method 625/8270
QLast Update : Mon Apr 24 12:54:51 2017
Response via : Initial Calibration

Compound	R.T.	QIon	Response	Conc	Units	Dev(Min)
55) 2,4-Dinitrotoluene	5.257	165	108113	30.274	ng	99
56) 4-Nitrophenol	5.227	65	64263	31.377	ng	96
58) Diethyl phthalate	5.468	149	381879	31.594	ng	99
59) Fluorene	5.480	166	376009	30.036	ng	99
60) 4-Chlorophenyl phenyl ...	5.492	204	184448	31.059	ng	99
61) 2-Nitroaniline	5.568	108	75937	31.866	ng	95
62) 4,6-Dinitro-2-methylph...	5.603	198	60870	28.285	ng	98
63) N-Nitrosodiphenylamine	5.615	169	281918	34.440	ng	100
64) Azobenzene	5.627	77	366100	30.562	ng	99
67) 4-Bromophenyl phenyl e...	5.903	248	105650	30.991	ng	97
68) Hexachlorobenzene	6.021	142	48681	31.380	ng	96
69) Pentachlorophenol	6.191	266	57630	30.958	ng	99
70) Pentachloronitrobenzene	6.250	214	37088	30.187	ng	99
72) Phenanthrene	6.291	178	564620	31.423	ng	100
73) Anthracene	6.332	178	565691	31.394	ng	99
74) Carbazole	6.491	167	514660	30.913	ng	99
75) Di-n-butylphthalate	6.861	149	652461	32.260	ng	99
77) Fluoranthene	7.313	202	651064	32.119	ng	99
78) Benzidine	7.460	184	33218	6.912	ng	100
79) Pyrene	7.501	202	658511	31.642	ng	100
82) Benzyl butyl phthalate	8.130	149	295832	33.034	ng	98
83) Bis(2-ethylhexyl)phtha...	8.700	149	412122	32.341	ng	99
84) Benz(a)anthracene	8.559	228	582824	31.154	ng	99
85) Chrysene	8.600	228	572085	33.145	ng	100
86) Di-n-octylphthalate	9.446	149	704115	33.620	ng	100
87) 3,3'-dichlorobenzidine	8.576	252	186083	28.750	ng	99
89) Benzo(b)fluoranthene	9.875	252	541931	29.323	ng	100
90) Benzo(k)fluoranthene	9.916	252	527847	31.842	ng	99
91) Benzo(a)pyrene	10.369	252	484541	28.374	ng	100
92) Indeno(1,2,3-cd)pyrene	12.531	276	422599	27.789	ng	98
93) Dibenz(a,h)anthracene	12.607	278	448466	29.374	ng	99
94) Benzo(ghi)perylene	13.089	276	461756	28.511	ng	99

(#)out of range (m)manual integration reviewed by analyst (+)signals summed

Quantitation Report (QT Reviewed)

Data Path : H:\SV2017\CHEM06\04APR\24\
Data File : 0424_16.D
Acq On : 24 Apr 2017 10:36 pm
Operator :
Client ID : B3-2 S-2 MS
Lab ID : BY06962 MS
ALS Vial : 6 Sample Multiplier: 1

Quant Time: Apr 25 09:23:02 2017
Quant Method : H:\SV2017\CHEM06\METHODS\SV_0424.M
Quant Title : Semivolatiles by GC/MS - EPA Method 625/8270
QLast Update : Mon Apr 24 12:54:51 2017
Response via : Initial Calibration

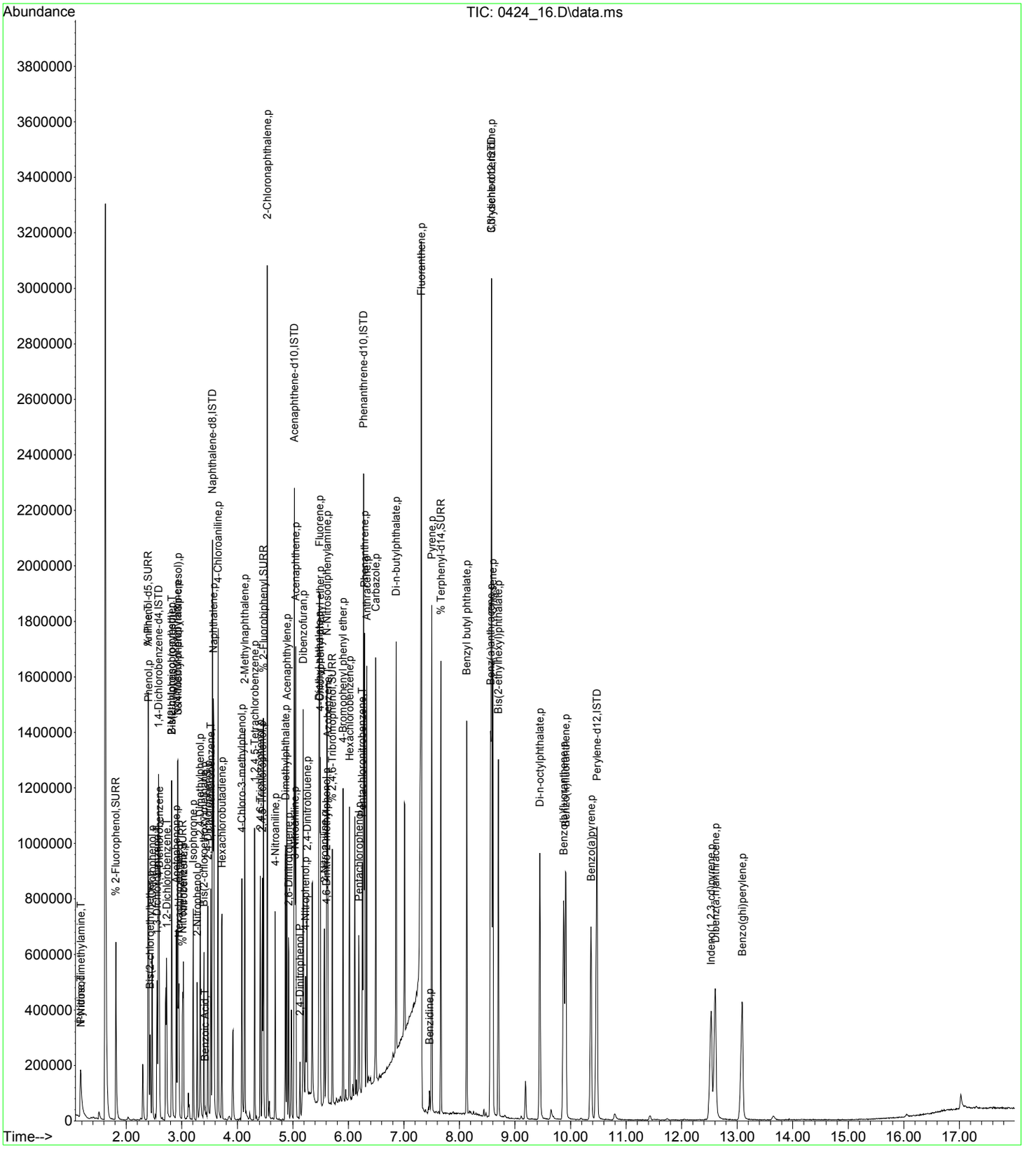

CLIENT ID

SEMIVOLATILE ORGANICS ANALYSIS DATA SHEET

B3-2 S-2 MSD

Client: NETC Lab: Phoenix Env. Labs

SDG No.: GBY06958 Lab Sample ID: BY06962 MSD

Sample wt/vol: 15.07 (g/mL) g Lab File ID: 0424_17.D

Concentrated Extract Volume: 1000 (uL) Date Received: 04/19/17

% Moisture: 24 Date Extracted: 04/24/17

Instrument: CHEM06 Inj. Vol. 1.0 (uL) Date Analyzed: 04/24/17

GPC Cleanup:(Y/N) N pH: Dilution Factor: 1

Matrix: (soil/water) Soil CONCENTRATION UNITS:(ug/L or ug/Kg) ug/Kg

CAS NO.	COMPOUND	CONC.	Q	MDL	PQL	R
62-75-9	N-Nitrosodimethylamine	1847		120	120	r
110-86-1	Pyridine	1469		110	110	r
108-95-2	Phenol	2685		140	140	r
111-44-4	Bis(2-chloroethyl)ether	1790		120	120	r
62-53-3	Aniline	2133		350	350	r
95-57-8	2-Chlorophenol	2351		120	120	r
541-73-1	1,3-Dichlorobenzene	1962		130	130	r
106-46-7	1,4-Dichlorobenzene	1997		130	130	r
95-50-1	1,2-Dichlorobenzene	2032		120	120	r
95-48-7	2-Methylphenol (o-cresol)	2630		210	210	r
39638-32-9	Bis(2-chloroisopropyl)ether	2094		120	120	r
621-64-7	N-Nitrosodi-n-propylamine	2505		140	140	r
HNX - M&P CRESOL	3&4-Methylphenol (m&p-cresol)	3047		170	170	r
98-86-2	Acetophenone	2305		140	140	r
67-72-1	Hexachloroethane	1931		130	130	r
98-95-3	Nitrobenzene	2304		150	150	r
78-59-1	Isophorone	2332		120	120	r
88-75-5	2-Nitrophenol	2321		280	280	r
105-67-9	2,4-Dimethylphenol	2526		110	110	r
111-91-1	Bis(2-chloroethoxy)methane	2593		120	120	r
65-85-0	Benzoic Acid	870	U	870	870	r
120-83-2	2,4-Dichlorophenol	2547		150	150	r
120-82-1	1,2,4-Trichlorobenzene	2256		130	130	r
91-20-3	Naphthalene	2350		130	130	r
106-47-8	4-Chloroaniline	2500		200	200	r
87-68-3	Hexachlorobutadiene	2177		160	160	r
59-50-7	4-Chloro-3-methylphenol	2738		150	150	r
91-57-6	2-Methylnaphthalene	2326		130	130	r
77-47-4	Hexachlorocyclopentadiene	130	U	130	130	r
95-94-3	1,2,4,5-Tetrachlorobenzene	2307		150	150	r
88-06-2	2,4,6-Trichlorophenol	2594		140	140	r
95-95-4	2,4,5-Trichlorophenol	2653		240	240	r
91-58-7	2-Chloronaphthalene	2500		120	120	r
100-01-6	4-Nitroaniline	2809		150	150	r
131-11-3	Dimethylphthalate	2679		140	140	r
606-20-2	2,6-Dinitrotoluene	2635		140	140	r

FORM I SV

r=Result Reported U=Not Detected D=Reported Dilution E/J=Estimated Value X=Not Used S=Lab Solvent

CLIENT ID

SEMIVOLATILE ORGANICS ANALYSIS DATA SHEET

B3-2 S-2 MSD

Client: NETC Lab: Phoenix Env. Labs

SDG No.: GBY06958 Lab Sample ID: BY06962 MSD

Sample wt/vol: 15.07 (g/mL) g Lab File ID: 0424_17.D

Concentrated Extract Volume: 1000 (uL) Date Received: 04/19/17

% Moisture: 24 Date Extracted: 04/24/17

Instrument: CHEM06 Inj. Vol. 1.0 (uL) Date Analyzed: 04/24/17

GPC Cleanup:(Y/N) N pH: Dilution Factor: 1

Matrix: (soil/water) Soil CONCENTRATION UNITS:(ug/L or ug/Kg) ug/Kg

CAS NO.	COMPOUND	CONC.	Q	MDL	PQL	R
208-96-8	Acenaphthylene	2449		120	120	r
99-09-2	3-Nitroaniline	2531		870	870	r
83-32-9	Acenaphthene	2614		130	130	r
51-28-5	2,4-Dinitrophenol	1781		310	310	r
132-64-9	Dibenzofuran	2548		130	130	r
121-14-2	2,4-Dinitrotoluene	2756		170	170	r
100-02-7	4-Nitrophenol	2751		200	200	r
84-66-2	Diethyl phthalate	2667		140	140	r
86-73-7	Fluorene	2699		140	140	r
7005-72-3	4-Chlorophenyl phenyl ether	2659		150	150	r
88-74-4	2-Nitroaniline	2667		310	310	r
534-52-1	4,6-Dinitro-2-methylphenol	2479		87	87	r
86-30-6	N-Nitrosodiphenylamine	2953		170	170	r
122-66-7	Azobenzene	2679		140	140	r
101-55-3	4-Bromophenyl phenyl ether	2700		130	130	r
118-74-1	Hexachlorobenzene	2605		130	130	r
87-86-5	Pentachlorophenol	2710		170	170	r
82-68-8	Pentachloronitrobenzene	2688		160	160	r
85-01-8	Phenanthrene	2715		120	120	r
120-12-7	Anthracene	2782		140	140	r
86-74-8	Carbazole	2727		170	170	r
84-74-2	Di-n-butylphthalate	2800		120	120	r
206-44-0	Fluoranthene	2757		140	140	r
92-87-5	Benzidine	472.6		260	260	r
129-00-0	Pyrene	2759		150	150	r
85-68-7	Benzyl butyl phthalate	2791		110	110	r
117-81-7	Bis(2-ethylhexyl)phthalate	2758		130	130	r
56-55-3	Benz(a)anthracene	2738		150	150	r
218-01-9	Chrysene	2876		150	150	r
117-84-0	Di-n-octylphthalate	2814		110	110	r
91-94-1	3,3'-dichlorobenzidine	2284		210	210	r
205-99-2	Benzo(b)fluoranthene	2650		150	150	r
207-08-9	Benzo(k)fluoranthene	2703		140	140	r
50-32-8	Benzo(a)pyrene	2505		140	140	r
193-39-5	Indeno(1,2,3-cd)pyrene	2586		140	140	r
53-70-3	Dibenz(a,h)anthracene	2607		140	140	r

FORM I SV

r=Result Reported U=Not Detected D=Reported Dilution E/J=Estimated Value X=Not Used S=Lab Solvent

CLIENT ID

SEMIVOLATILE ORGANICS ANALYSIS DATA SHEET

B3-2 S-2 MSD

Client: NETC Lab: Phoenix Env. Labs

SDG No.: GBY06958 Lab Sample ID: BY06962 MSD

Sample wt/vol: 15.07 (g/mL) g Lab File ID: 0424_17.D

Concentrated Extract Volume: 1000 (uL) Date Received: 04/19/17

% Moisture: 24 Date Extracted: 04/24/17

Instrument: CHEM06 Inj. Vol. 1.0 (uL) Date Analyzed: 04/24/17

GPC Cleanup:(Y/N) N pH: Dilution Factor: 1

Matrix: (soil/water) Soil CONCENTRATION UNITS:(ug/L or ug/Kg) ug/Kg

CAS NO.	COMPOUND	CONC.	Q	MDL	PQL	R
191-24-2	Benzo(ghi)perylene	2620		140	140	r

FORM I SV

r=Result Reported U=Not Detected D=Reported Dilution E/J=Estimated Value X=Not Used S=Lab Solvent

Quantitation Report (QT Reviewed)

Data Path : H:\SV2017\CHEM06\04APR\24\
Data File : 0424_17.D
Acq On : 24 Apr 2017 10:59 pm
Operator :
Client ID : B3-2 S-2 MSD
Lab ID : BY06962 MSD
ALS Vial : 7 Sample Multiplier: 1

Quant Time: Apr 25 09:23:12 2017
Quant Method : H:\SV2017\CHEM06\METHODS\SV_0424.M
Quant Title : Semivolatiles by GC/MS - EPA Method 625/8270
QLast Update : Mon Apr 24 12:54:51 2017
Response via : Initial Calibration

Compound	R.T.	QIon	Response	Conc	Units	Dev(Min)
Internal Standards						
1) 1,4-Dichlorobenzene-d4	2.577	152	174420	40.000	ng	0.00
23) Naphthalene-d8	3.553	136	631196	40.000	ng	0.00
41) Acenaphthene-d10	5.028	164	362770	40.000	ng	0.00
65) Phenanthrene-d10	6.273	188	669426	40.000	ng	# 0.00
81) Chrysene-d12	8.576	240	697797	40.000	ng	0.00
88) Perylene-d12	10.474	264	633874	40.000	ng	0.00
System Monitoring Compounds						
5) % 2-Fluorophenol	1.814	112	168551	39.709	ng	0.02
Spiked Amount 75.000	Range 30 - 130		Recovery =	52.95%		
6) % Phenol-d5	2.395	99	226449	42.879	ng	0.00
Spiked Amount 75.000	Range 30 - 130		Recovery =	57.17%		
21) % Nitrobenzene-d5	3.012	82	124077	27.749	ng	0.00
Spiked Amount 50.000	Range 30 - 130		Recovery =	55.50%		
44) % 2-Fluorobiphenyl	4.469	172	307237	28.693	ng	0.00
Spiked Amount 50.000	Range 30 - 130		Recovery =	57.38%		
66) % 2,4,6-Tribromophenol	5.709	62	42301	45.739	ng	0.00
Spiked Amount 75.000	Range 30 - 130		Recovery =	60.99%		
80) % Terphenyl-d14	7.666	244	349353	30.914	ng	0.00
Spiked Amount 50.000			Recovery =	61.82%		
Target Compounds						Qvalue
2) N-Nitrosodimethylamine	1.173	74	50855	21.155	ng	91
3) Pyridine	1.173	79	75601	16.823	ng	91
7) Phenol	2.401	94	185335	30.756	ng	96
8) Bis(2-chloroethyl)ether	2.431	93	85621	20.500	ng	91
9) Aniline	2.389	93	162248	24.435	ng	82
10) 2-Chlorophenol	2.466	128	135372	26.924	ng	97
11) 1,3-Dichlorobenzene	2.554	146	126487	22.468	ng	99
12) 1,4-Dichlorobenzene	2.589	146	132439	22.870	ng	98
14) 1,2-Dichlorobenzene	2.724	146	126272	23.278	ng	99
15) 2-Methylphenol (o-cresol)	2.818	107	113467	30.123	ng	95
16) Bis(2-chloroisopropyl)...	2.818	45	115366	23.981	ng	87
17) N-Nitrosodi-n-propylamine	2.924	70	83931	28.690	ng	83
18) 3&4-Methylphenol (m&p-...	2.930	107	188208	34.894	ng	100
19) Acetophenone	2.901	105	165523	26.396	ng	99
20) Hexachloroethane	2.948	117	51418	22.118	ng	100
22) Nitrobenzene	3.030	77	122344	26.392	ng	95
24) Isophorone	3.206	82	217185	26.714	ng	99
25) 2-Nitrophenol	3.277	81	28124	26.578	ng	97
26) 2,4-Dimethylphenol	3.329	107	136262	28.927	ng	97
27) Bis(2-chloroethoxy)met...	3.400	93	137981	29.696	ng	98
28) Benzoic Acid	3.418	105	13109m	4.159	ng	
29) 2,4-Dichlorophenol	3.470	162	123363	29.170	ng	99
30) 1,2,4-Trichlorobenzene	3.523	180	121639	25.840	ng	98
33) Naphthalene	3.570	128	392522	26.910	ng	100
34) 4-Chloroaniline	3.653	65	46009	28.633	ng	99
36) Hexachlorobutadiene	3.723	225	71441	24.929	ng	97
37) 4-Chloro-3-methylphenol	4.082	107	122397	31.364	ng	97
38) 2-Methylnaphthalene	4.134	142	265333	26.638	ng	99
39) Hexachlorocyclopentadiene	4.328	237	2215	0.850	ng	89
40) 1,2,4,5-Tetrachloroben...	4.311	216	133988	26.424	ng	99
42) 2,4,6-Trichlorophenol	4.416	196	92559	29.714	ng	99
43) 2,4,5-Trichlorophenol	4.452	196	98558	30.391	ng	98
45) 2-Chloronaphthalene	4.540	162	278931	28.633	ng	99
46) 4-Nitroaniline	4.681	65	79153	32.176	ng	96
48) Dimethylphthalate	4.869	163	322635	30.684	ng	99
49) 2,6-Dinitrotoluene	4.928	165	72817	30.179	ng	95
50) Acenaphthylene	4.892	152	406669	28.048	ng	99
51) 3-Nitroaniline	5.039	138	79290	28.983	ng	97
52) Acenaphthene	5.051	154	265528	29.936	ng	99
53) 2,4-Dinitrophenol	5.127	184	23464	20.400	ng	97

Quantitation Report (QT Reviewed)

Data Path : H:\SV2017\CHEM06\04APR\24\
Data File : 0424_17.D
Acq On : 24 Apr 2017 10:59 pm
Operator :
Client ID : B3-2 S-2 MSD
Lab ID : BY06962 MSD
ALS Vial : 7 Sample Multiplier: 1

Quant Time: Apr 25 09:23:12 2017
Quant Method : H:\SV2017\CHEM06\METHODS\SV_0424.M
Quant Title : Semivolatiles by GC/MS - EPA Method 625/8270
QLast Update : Mon Apr 24 12:54:51 2017
Response via : Initial Calibration

Compound	R.T.	QIon	Response	Conc	Units		Dev(Min)
54) Dibenzofuran	5.186	168	392859	29.181	ng		100
55) 2,4-Dinitrotoluene	5.257	165	100439	31.563	ng		97
56) 4-Nitrophenol	5.227	65	57496	31.504	ng		97
58) Diethyl phthalate	5.468	149	328956	30.542	ng		99
59) Fluorene	5.480	166	344805	30.910	ng		99
60) 4-Chlorophenyl phenyl ...	5.492	204	161129	30.449	ng		98
61) 2-Nitroaniline	5.568	108	64851	30.541	ng		98
62) 4,6-Dinitro-2-methylph...	5.597	198	54435	28.387	ng		98
63) N-Nitrosodiphenylamine	5.615	169	246678	33.818	ng		98
64) Azobenzene	5.627	77	327575	30.688	ng		99
67) 4-Bromophenyl phenyl e...	5.903	248	93914	30.925	ng		99
68) Hexachlorobenzene	6.015	142	41224	29.830	ng		97
69) Pentachlorophenol	6.191	266	51467	31.037	ng		99
70) Pentachloronitrobenzene	6.250	214	33697	30.789	ng		99
72) Phenanthrene	6.291	178	497632	31.091	ng		99
73) Anthracene	6.332	178	511512	31.867	ng		99
74) Carbazole	6.491	167	463120	31.228	ng		100
75) Di-n-butylphthalate	6.861	149	577695	32.065	ng		100
77) Fluoranthene	7.313	202	570212	31.579	ng		99
78) Benzidine	7.460	184	23173	5.413	ng	#	86
79) Pyrene	7.495	202	585777	31.597	ng		100
82) Benzyl butyl phthalate	8.130	149	255705	31.968	ng		97
83) Bis(2-ethylhexyl)phtha...	8.700	149	359580	31.593	ng		98
84) Benz(a)anthracene	8.559	228	523936	31.356	ng		100
85) Chrysene	8.600	228	507832	32.941	ng		99
86) Di-n-octylphthalate	9.446	149	602784	32.224	ng		100
87) 3,3'-dichlorobenzidine	8.576	252	151217	26.158	ng		98
89) Benzo(b)fluoranthene	9.875	252	500225	30.352	ng		100
90) Benzo(k)fluoranthene	9.910	252	457662	30.960	ng		99
91) Benzo(a)pyrene	10.368	252	436964	28.694	ng		99
92) Indeno(1,2,3-cd)pyrene	12.531	276	401649	29.618	ng		99
93) Dibenz(a,h)anthracene	12.607	278	406553	29.862	ng		99
94) Benzo(ghi)perylene	13.089	276	433415	30.010	ng		99

(#)out of range (m)manual integration reviewed by analyst (+)signals summed

Quantitation Report (QT Reviewed)

Data Path : H:\SV2017\CHEM06\04APR\24\
Data File : 0424_17.D
Acq On : 24 Apr 2017 10:59 pm
Operator :
Client ID : B3-2 S-2 MSD
Lab ID : BY06962 MSD
ALS Vial : 7 Sample Multiplier: 1

Quant Time: Apr 25 09:23:12 2017
Quant Method : H:\SV2017\CHEM06\METHODS\SV_0424.M
Quant Title : Semivolatiles by GC/MS - EPA Method 625/8270
QLast Update : Mon Apr 24 12:54:51 2017
Response via : Initial Calibration



CLIENT ID

SEMIVOLATILE ORGANICS ANALYSIS DATA SHEET

BY06962 BLANK

Client: NETC Lab: Phoenix Env. Labs

SDG No.: GBY06958 Lab Sample ID: BY06962 BL

Sample wt/vol: 15.00 (g/mL) g Lab File ID: 0424_13.D

Concentrated Extract Volume: 1000 (uL) Date Received: 04/19/17

% Moisture: n.a. Date Extracted: 04/24/17

Instrument: CHEM06 Inj. Vol. 1.0 (uL) Date Analyzed: 04/24/17

GPC Cleanup:(Y/N) N pH: Dilution Factor: 1

Matrix: (soil/water) Soil CONCENTRATION UNITS:(ug/L or ug/Kg) ug/Kg

CAS NO.	COMPOUND	CONC.	Q	MDL	PQL	R
62-75-9	N-Nitrosodimethylamine	230	U	94	230	r
110-86-1	Pyridine	230	U	82	230	r
108-95-2	Phenol	230	U	110	230	r
111-44-4	Bis(2-chloroethyl)ether	130	U	90	130	r
62-53-3	Aniline	330	U	330	330	r
95-57-8	2-Chlorophenol	230	U	95	230	r
541-73-1	1,3-Dichlorobenzene	230	U	99	230	r
106-46-7	1,4-Dichlorobenzene	230	U	99	230	r
95-50-1	1,2-Dichlorobenzene	180	U	94	180	r
95-48-7	2-Methylphenol (o-cresol)	230	U	160	230	r
39638-32-9	Bis(2-chloroisopropyl)ether	230	U	93	230	r
621-64-7	N-Nitrosodi-n-propylamine	130	U	110	130	r
HNX - M&P CRESOL	3&4-Methylphenol (m&p-cresol)	230	U	130	230	r
98-86-2	Acetophenone	230	U	100	230	r
67-72-1	Hexachloroethane	130	U	100	130	r
98-95-3	Nitrobenzene	130	U	120	130	r
78-59-1	Isophorone	130	U	93	130	r
88-75-5	2-Nitrophenol	230	U	210	230	r
105-67-9	2,4-Dimethylphenol	230	U	83	230	r
111-91-1	Bis(2-chloroethoxy)methane	230	U	92	230	r
65-85-0	Benzoic Acid	330	U	670	330	r
120-83-2	2,4-Dichlorophenol	130	U	120	130	r
120-82-1	1,2,4-Trichlorobenzene	230	U	100	230	r
91-20-3	Naphthalene	230	U	96	230	r
106-47-8	4-Chloroaniline	230	U	160	230	r
87-68-3	Hexachlorobutadiene	230	U	120	230	r
59-50-7	4-Chloro-3-methylphenol	230	U	120	230	r
91-57-6	2-Methylnaphthalene	230	U	99	230	r
77-47-4	Hexachlorocyclopentadiene	230	U	100	230	r
95-94-3	1,2,4,5-Tetrachlorobenzene	230	U	120	230	r
88-06-2	2,4,6-Trichlorophenol	130	U	110	130	r
95-95-4	2,4,5-Trichlorophenol	230	U	180	230	r
91-58-7	2-Chloronaphthalene	230	U	95	230	r
100-01-6	4-Nitroaniline	230	U	110	230	r
131-11-3	Dimethylphthalate	230	U	100	230	r
606-20-2	2,6-Dinitrotoluene	130	U	110	130	r

FORM I SV

r=Result Reported U=Not Detected D=Reported Dilution E/J=Estimated Value X=Not Used S=Lab Solvent

CLIENT ID

SEMIVOLATILE ORGANICS ANALYSIS DATA SHEET

BY06962 BLANK

Client: NETC Lab: Phoenix Env. Labs

SDG No.: GBY06958 Lab Sample ID: BY06962 BL

Sample wt/vol: 15.00 (g/mL) g Lab File ID: 0424_13.D

Concentrated Extract Volume: 1000 (uL) Date Received: 04/19/17

% Moisture: n.a. Date Extracted: 04/24/17

Instrument: CHEM06 Inj. Vol. 1.0 (uL) Date Analyzed: 04/24/17

GPC Cleanup:(Y/N) N pH: Dilution Factor: 1

Matrix: (soil/water) Soil CONCENTRATION UNITS:(ug/L or ug/Kg) ug/Kg

CAS NO.	COMPOUND	CONC.	Q	MDL	PQL	R
208-96-8	Acenaphthylene	130	U	93	130	r
99-09-2	3-Nitroaniline	330	U	330	330	r
83-32-9	Acenaphthene	230	U	100	230	r
51-28-5	2,4-Dinitrophenol	230	U	230	230	r
132-64-9	Dibenzofuran	230	U	97	230	r
121-14-2	2,4-Dinitrotoluene	130	U	130	130	r
100-02-7	4-Nitrophenol	230	U	150	230	r
84-66-2	Diethyl phthalate	230	U	110	230	r
86-73-7	Fluorene	230	U	110	230	r
7005-72-3	4-Chlorophenyl phenyl ether	230	U	110	230	r
88-74-4	2-Nitroaniline	330	U	330	330	r
534-52-1	4,6-Dinitro-2-methylphenol	230	U	170	230	r
86-30-6	N-Nitrosodiphenylamine	130	U	130	130	r
122-66-7	Azobenzene	230	U	110	230	r
101-55-3	4-Bromophenyl phenyl ether	230	U	98	230	r
118-74-1	Hexachlorobenzene	130	U	97	130	r
87-86-5	Pentachlorophenol	230	U	130	230	r
82-68-8	Pentachloronitrobenzene	230	U	120	230	r
85-01-8	Phenanthrene	130	U	95	130	r
120-12-7	Anthracene	230	U	110	230	r
86-74-8	Carbazole	230	U	230	230	r
84-74-2	Di-n-butylphthalate	230	U	89	230	r
206-44-0	Fluoranthene	230	U	110	230	r
92-87-5	Benzidine	330	U	200	330	r
129-00-0	Pyrene	230	U	110	230	r
85-68-7	Benzyl butyl phthalate	230	U	86	230	r
117-81-7	Bis(2-ethylhexyl)phthalate	230	U	96	230	r
56-55-3	Benz(a)anthracene	230	U	110	230	r
218-01-9	Chrysene	230	U	110	230	r
117-84-0	Di-n-octylphthalate	230	U	86	230	r
91-94-1	3,3'-dichlorobenzidine	130	U	130	130	r
205-99-2	Benzo(b)fluoranthene	160	U	110	160	r
207-08-9	Benzo(k)fluoranthene	230	U	110	230	r
50-32-8	Benzo(a)pyrene	130	U	110	130	r
193-39-5	Indeno(1,2,3-cd)pyrene	230	U	110	230	r
53-70-3	Dibenz(a,h)anthracene	130	U	110	130	r

FORM I SV

r=Result Reported U=Not Detected D=Reported Dilution E/J=Estimated Value X=Not Used S=Lab Solvent

CLIENT ID

SEMIVOLATILE ORGANICS ANALYSIS DATA SHEET

BY06962 BLANK

Client: NETC Lab: Phoenix Env. Labs

SDG No.: GBY06958 Lab Sample ID: BY06962 BL

Sample wt/vol: 15.00 (g/mL) g Lab File ID: 0424_13.D

Concentrated Extract Volume: 1000 (uL) Date Received: 04/19/17

% Moisture: n.a. Date Extracted: 04/24/17

Instrument: CHEM06 Inj. Vol. 1.0 (uL) Date Analyzed: 04/24/17

GPC Cleanup:(Y/N) N pH: Dilution Factor: 1

Matrix: (soil/water) Soil CONCENTRATION UNITS:(ug/L or ug/Kg) ug/Kg

CAS NO.	COMPOUND	CONC.	Q	MDL	PQL	R
191-24-2	Benzo(ghi)perylene	230	U	110	230	r

FORM I SV

r=Result Reported U=Not Detected D=Reported Dilution E/J=Estimated Value X=Not Used S=Lab Solvent

Quantitation Report (QT/LSC Reviewed)

Data Path : H:\SV2017\CHEM06\04APR\24\
Data File : 0424_13.D
Acq On : 24 Apr 2017 9:26 pm
Operator :
Client ID : BY06962 BLANK
Lab ID : BY06962 BLANK
ALS Vial : 3 Sample Multiplier: 1

Quant Time: Apr 25 09:20:16 2017
Quant Method : H:\SV2017\CHEM06\METHODS\SV_0424.M
Quant Title : Semivolatiles by GC/MS - EPA Method 625/8270
QLast Update : Mon Apr 24 12:54:51 2017
Response via : Initial Calibration

Compound	R.T.	QIon	Response	Conc	Units	Dev(Min)
Internal Standards						
1) 1,4-Dichlorobenzene-d4	2.583	152	166187	40.000	ng	0.00
23) Naphthalene-d8	3.553	136	599518	40.000	ng	0.00
41) Acenaphthene-d10	5.027	164	339311	40.000	ng	0.00
65) Phenanthrene-d10	6.273	188	629741	40.000	ng	0.00
81) Chrysene-d12	8.570	240	615070	40.000	ng	-0.01
88) Perylene-d12	10.468	264	571949	40.000	ng	-0.01
System Monitoring Compounds						
5) % 2-Fluorophenol	1.814	112	153043	37.842	ng	0.02
Spiked Amount 75.000	Range 30 - 130		Recovery =	50.45%		
6) % Phenol-d5	2.395	99	201355	40.016	ng	0.00
Spiked Amount 75.000	Range 30 - 130		Recovery =	53.36%		
21) % Nitrobenzene-d5	3.012	82	113405	26.619	ng	0.00
Spiked Amount 50.000	Range 30 - 130		Recovery =	53.24%		
44) % 2-Fluorobiphenyl	4.469	172	276427	27.600	ng	0.00
Spiked Amount 50.000	Range 30 - 130		Recovery =	55.20%		
66) % 2,4,6-Tribromophenol	5.703	62	35980	41.356	ng	0.00
Spiked Amount 75.000	Range 30 - 130		Recovery =	55.15%		
80) % Terphenyl-d14	7.666	244	324948	30.566	ng	0.00
Spiked Amount 50.000			Recovery =	61.14%		
Target Compounds						Qvalue

(#)out of range (m)manual integration reviewed by analyst (+)signals summed

Quantitation Report (QT/LSC Reviewed)

Data Path : H:\SV2017\CHEM06\04APR\24\
Data File : 0424_13.D
Acq On : 24 Apr 2017 9:26 pm
Operator :
Client ID : BY06962 BLANK
Lab ID : BY06962 BLANK
ALS Vial : 3 Sample Multiplier: 1

Quant Time: Apr 25 09:20:16 2017
Quant Method : H:\SV2017\CHEM06\METHODS\SV_0424.M
Quant Title : Semivolatiles by GC/MS - EPA Method 625/8270
QLast Update : Mon Apr 24 12:54:51 2017
Response via : Initial Calibration



Injection Log

Data Directory: H:\SV2017\CHEM06\04APR\24\

Line	Vl	FileName	SampleName	MiscInfo	Injection Time
1)	0	0424_10.D	*** No MS or GC data present ***		N/A
2)	1	0424_01.D	DFTPP TUNE	50PPM DFTPP;11X	04/24/17 8:47
3)	2	0424_02.D	ICAL 30	30PPM 8270;12T	04/24/17 9:11
4)	3	0424_03.D	ICAL 100	100PPM 8270	04/24/17 9:48
5)	4	0424_04.D	ICAL 70	70PPM 8270	04/24/17 10:12
6)	5	0424_05.D	ICAL 50	50PPM 8270	04/24/17 10:35
7)	6	0424_06.D	ICAL 20	20PPM 8270	04/24/17 10:58
8)	7	0424_07.D	10PPM 8270		04/24/17 11:21
9)	8	0424_08.D	ICAL 3.5	3.5PPM 8270	04/24/17 11:45
10)	9	0424_09.D	ICAL 1	1.0PPM 8270	04/24/17 12:08
11)	7	0424_07A.D	ICAL 10	10PPM 8270	04/24/17 12:32
12)	1	0424_11.D	DFTPP TUNE	50PPM DFTPP;11X	04/24/17 20:39
13)	2	0424_12.D	CCAL 30	30PPM 8270;12T	04/24/17 21:02
14)	3	0424_13.D	BY06962 BLANK	BY06962 BLANK	04/24/17 21:26
15)	4	0424_14.D	BY06962 LCS	BY06962 LCS	04/24/17 21:49
16)	5	0424_15.D	BY06962 LCSD	BY06962 LCSD	04/24/17 22:12
17)	6	0424_16.D	B3-2 S-2 MS	BY06962 MS	04/24/17 22:36
18)	7	0424_17.D	B3-2 S-2 MSD	BY06962 MSD	04/24/17 22:59
19)	8	0424_18.D	B3-2 S-2	BY06962	04/24/17 23:22
20)	2	0424_19.D	30PPM 8270;12T		04/24/17 23:45
21)	9	0424_20.D	08601 A SV 4/24		04/25/17 0:09
22)	10	0424_21.D	08602 A SV 4/24		04/25/17 0:32
23)	11	0424_22.D	B3-2 S-1	BY06961	04/25/17 0:55
24)	12	0424_23.D	06966 A SV 4/24		04/25/17 1:19
25)	13	0424_24.D	SW-1 S-3	BY06969	04/25/17 1:42
26)	14	0424_25.D	MW-6 S-1	BY06970	04/25/17 2:05
27)	15	0424_26.D	FD-4 S-1	BY06975	04/25/17 2:28
28)	16	0424_27.D	FD-1	BY06980	04/25/17 2:51
29)	17	0424_28.D	08634 A SV 4/24		04/25/17 3:15
30)	18	0424_29.D	08637 A SV 4/24		04/25/17 3:38
31)	19	0424_30.D	08641 A SV 4/24		04/25/17 4:01
32)	20	0424_31.D	08642 A SV 4/24		04/25/17 4:24
33)	21	0424_32.D	08643 A SV 4/24		04/25/17 4:48
34)	22	0424_33.D	08646 A SV 4/24		04/25/17 5:11
35)	23	0424_34.D	08613 A SV 4/24		04/25/17 5:34
36)	24	0424_35.D	08665 A SV 4/24		04/25/17 5:57
37)	25	0424_36.D	08711 A SV 4/24		04/25/17 6:20
38)	26	0424_37.D	08716 A SV 4/24		04/25/17 6:43
39)	27	0424_38.D	B4-1 S-1	BY06958	04/25/17 7:07
40)	28	0424_39.D	B4-1 S-2	BY06959	04/25/17 7:30
41)	29	0424_40.D	08315 A SV 4/24 REPREP 90		04/25/17 7:53
42)	30	0424_41.D	CCAL 30	30PPM 8270;12T	04/25/17 8:16

Injection Log

Data Directory: H:\SV2017\CHEM27\04APR\19\

Line	Vl	FileName	SampleName	MiscInfo	Injection Time
1)	1	0419_01.D	50PPM DFTPP;11X		04/19/17 8:48
2)	2	0419_02.D	30PPM 8270;12T		04/19/17 9:11
3)	1	0419_01A.D	50PPM DFTPP;11X		04/19/17 9:33
4)	1	0419_01B.D	DFTPP TUNE	50PPM DFTPP;11X	04/19/17 10:21
5)	2	0419_02B.D	ICAL 30	30PPM 8270;12T	04/19/17 10:44
6)	3	0419_03.D	ICAL 100	100PPM 8270;	04/19/17 11:34
7)	4	0419_04.D	ICAL 70	70PPM 8270;	04/19/17 11:56
8)	5	0419_05.D	ICAL 50	50PPM 8270;	04/19/17 12:18
9)	6	0419_06.D	ICAL 20	20PPM 8270;	04/19/17 12:41
10)	7	0419_07.D	ICAL 10	10PPM 8270;	04/19/17 13:03
11)	8	0419_08.D	ICAL 3.5	3.5PPM 8270;	04/19/17 13:26
12)	9	0419_09.D	ICAL 1	1.0PPM 8270;	04/19/17 13:48
13)	10	0419_10.D	50PPM CVS		04/19/17 14:11

Injection Log

Data Directory: H:\SV2017\CHEM27\04APR\25\

Line	Vl	FileName	SampleName	MiscInfo	Injection Time
1)	1	0425_01.D	DFTPP TUNE	50PPM DFTPP;11X	04/25/17 8:06
2)	2	0425_02.D	CCAL 30	30PPM 8270;12T	04/25/17 8:30
3)	3	0425_03.D	BLK T SV 4/24 1ST RUN		04/25/17 8:53
4)	4	0425_04.D	LCS 04919 W SIM 4/14 2ND		04/25/17 9:16
5)	5	0425_05.D	LCSD 04919 W SIM 4/14 2ND		04/25/17 9:39
6)	6	0425_06.D	07516 W SIM DP 4/20 SCAN	DUE TODAY	04/25/17 10:01
7)	7	0425_07.D	07517 W SIM DP 4/20 SCAN	DUE TODAY	04/25/17 10:24
8)	8	0425_08.D	04477 A SV DP 4/24 1ST RU		04/25/17 10:47
9)	9	0425_09.D	04478 A SV DP 4/24 1ST RU		04/25/17 11:09
10)	10	0425_10.D	04479 A SV DP 4/24 1ST RU		04/25/17 11:32
11)	7	0425_11.D	07517 W SIM DP 4/20 SCAN	DUE TODAY	04/25/17 11:54
12)	8	0425_12.D	04477 A SV DP 4/24 2ND RU		04/25/17 12:17
13)	11	0425_13.D	06811 W SIM 4/20 SCAN		04/25/17 12:39
14)	12	0425_14.D	06882 W SIM 4/20 SCAN		04/25/17 13:01
15)	13	0425_15.D	06883 W SIM 4/20 SCAN		04/25/17 13:24
16)	14	0425_16.D	06878 W SIM 4/20 SCAN		04/25/17 13:46
17)	15	0425_17.D	06879 W SIM 4/20 SCAN		04/25/17 14:09
18)	16	0425_18.D	06865 W SIM 4/20 SCAN		04/25/17 14:31
19)	17	0425_19.D	06867 W SIM 4/20 SCAN		04/25/17 14:53
20)	18	0425_20.D	06868 W SIM 4/20 SCAN		04/25/17 15:16
21)	19	0425_21.D	06870 W SIM 4/20 SCAN		04/25/17 15:38
22)	20	0425_22.D	06871 W SIM 4/20 SCAN		04/25/17 16:00
23)	21	0425_23.D	B2-1 S-1 10X	BY06966 10X	04/25/17 16:23
24)	22	0425_24.D	08600 A SV 4/24 2ND RUN	1ST RUN WAS OVERDILU	04/25/17 16:45
25)	23	0425_25.D	BLK A SV 4/24 1ST RUN		04/25/17 17:08
26)	24	0425_26.D	BLK A SV ENV 4/25 1ST RUN		04/25/17 17:30
27)	31	0425_31.D	CCAL 30	30PPM 8270;12T	04/25/17 17:53
28)	1	0425_32.D	50PPM DFTPP;11X		04/25/17 21:15
29)	1	0425_32A.D	50PPM DFTPP;11X		04/25/17 21:38
30)	2	0425_33.D	30PPM 8270;12T		04/25/17 22:00
31)	3	0425_34.D	BLK 09759 A SV 4/25 DP		04/25/17 22:23
32)	4	0425_35.D	LCS 09759 A SV 4/25 DP		04/25/17 22:45
33)	5	0425_36.D	LCSD 09759 A SV 4/25 DP		04/25/17 23:08
34)	6	0425_37.D	MS 09759 A SV 4/25 DP		04/25/17 23:30
35)	7	0425_38.D	MSD 09759 A SV 4/25 DP		04/25/17 23:52
36)	8	0425_39.D	09759 A SV 4/25 DP		04/26/17 0:15
37)	9	0425_40.D	09760 A SV 4/25 DP		04/26/17 0:37
38)	10	0425_41.D	09761 A SV 4/25 DP		04/26/17 1:00
39)	11	0425_42.D	09762 A SV 4/25 DP		04/26/17 1:22
40)	12	0425_43.D	09763 A SV 4/25 DP		04/26/17 1:45
41)	13	0425_44.D	09764 A SV 4/25 DP		04/26/17 2:07
42)	14	0425_45.D	09765 A SV 4/25 DP		04/26/17 2:29
43)	15	0425_46.D	09773 A SV 4/25 DP		04/26/17 2:52
44)	16	0425_47.D	09774 A SV 4/25 DP		04/26/17 3:14
45)	17	0425_48.D	04479 A SV 4/25 DP REPREP		04/26/17 3:37
46)	18	0425_49.D	09775 A SV 4/25 DP		04/26/17 3:59
47)	19	0425_50.D	09782 A SV 4/25 DP		04/26/17 4:22
48)	20	0425_51.D	09783 A SV 4/25 DP		04/26/17 4:44
49)	21	0425_52.D	09784 A SV 4/25 DP		04/26/17 5:07
50)	22	0425_53.D	09785 A SV 4/25 DP		04/26/17 5:29
51)	23	0425_54.D	09786 A SV 4/25 DP		04/26/17 5:52
52)	24	0425_55.D	09787 A SV 4/25 DP		04/26/17 6:14
53)	25	0425_56.D	09788 A SV 4/25 DP		04/26/17 6:37
54)	26	0425_57.D	09781 10X A SV 4/25 DP		04/26/17 6:59
55)	27	0425_58.D	09780 10X A SV 4/25 DP		04/26/17 7:21
56)	28	0425_59.D	30PPM 8270;12T		04/26/17 7:44

ASE **Soil Ext. for Semi- Vol**

ASESV-383938 **QAQC Code** #Q$8270S **QAQC Sample #** BY06962 04/24/17 2:15 PM

Sample / C#	Acode	Analysis/ ASE Id	Initial Vol(mL)	Surrogate Vol (ml)	Final Vol (ml)	Cell #	Comments	Start Date	Finish Date	Initials
BY06962 **	BLK	ASE #7	15	0.5	1	P257		04/24	04/24	JJ/CKV
BY06962 **	LCS	ASE #8	15	0.5	1	P270	1 ML SPK	04/24	04/24	JJ/CKV
BY06962 **	LCSD	ASE #9	15	0.5	1	P247	1 ML SPK	04/24	04/24	JJ/CKV
BY06962 ** - 6	MS	ASE #8	15.31	0.5	1	P227	1 ML SPK	04/24	04/24	BJ/CKV
BY06962 ** - 6	MSD	ASE #9	15.07	0.5	1	P262	1 ML SPK	04/24	04/24	BJ/CKV
BY06958 ** - 2	ASESV	ASE #6 VOA	15.17	0.5	1	P237		04/24	04/24	BJ/CKV
BY06959 ** - 1	ASESV	ASE #7 VOA	15.34	0.5	1	P271		04/24	04/24	BJ/CKV
BY06961 ** - 1	ASESV	ASE #8 VOA	15.04	0.5	1	P255		04/24	04/24	BJ/CKV
BY06962 ** - 6	ASESV	ASE #9 VOA	15.26	0.5	1	P272		04/24	04/24	BJ/CKV
BY06966 ** - 4	ASESV	ASE #6 VOA	15.07	0.5	1	P242		04/24	04/24	BJ/CKV
BY06969 ** - 4	ASESV	ASE #7 VOA	15.02	0.5	1	P285		04/24	04/24	BJ/CKV
BY06970 ** - 4	ASESV	ASE #7 VOA	15.25	0.5	1	P232		04/24	04/24	BJ/CKV
BY06975 ** - 2	ASESV	ASE #9 VOA	15.13	0.5	1	P274		04/24	04/24	BJ/CKV
BY06980 ** - 3	ASESV	ASE #6 VOA	15.31	0.5	1	P282		04/24	04/24	BJ/CKV
BY08634 - 1	ASESV	ASE #9 VOA	15.22	0.5	1	P225		04/24	04/24	BJ/CKV
BY08637 - 1	ASESV	ASE #6 VOA	15.22	0.5	1	P219		04/24	04/24	BJ/CKV
BY08641 - 6	ASESV	ASE #7 VOA	15.06	0.5	1	P213		04/24	04/24	BJ/CKV
BY08642 - 6	ASESV	ASE #8 VOA	15.36	0.5	1	P240		04/24	04/24	BJ/CKV
BY08643 - 6	ASESV	ASE #9 VOA	15.11	0.5	1	P261		04/24	04/24	BJ/CKV
BY08646 - 6	ASESV	ASE #6 VOA	15.40	0.5	1	P294		04/24	04/24	BJ/CKV
BY04477 - 1	ASESV	ASE #9	15.48	0.5	1	D52		04/24	04/24	BJ/CKV
BY04478 - 1	ASESV	ASE #6	15.42	0.5	1	D8		04/24	04/24	BJ/CKV
BY04479 - 1	ASESV	ASE #7	15.01	0.5	1	D49		04/24	04/24	BJ/CKV
BY07287 ** - 3	ASESV	ASE #6 VOA	15.19	0.5	1	P283	0425BLK	04/25	04/25	BJ/CKV
BY09034 - 1	ASESV	ASE #7 VOA	15.18	0.5	1	P209		04/25	04/25	BJ/CKV
BY04479 - 1	ASESV	ASE #8	15.27	0.5	1	P215	REPREP	04/25	04/25	BJ/CKV

QC Rpt Cmnt

Prep Comment

Post Comment

Surrogate Id # ultra (CUS-8804) **Tracking #** **Time In**

Spike # **Tracking #** **Time Out**

LCSID # **Tracking #** **Temp**

Time Basic

Standards

Vendor Id	Item ID	Phoenix Lot Number	Vendor Lot Number	Expiration Date
Brand-Nu	Acetone	S#6EX	166054	10/13/17
Brand-Nu	Dcm	S#6F4	DR769	10/15/17
Phoenix	SVOA - SV Spike	SVOA12U	----------	03/02/18
Ultra	Semi-volatile Sm Surrogate W/o Color Ind. Cus-8804	S#5BZ	CR-0245	02/28/19

PHOENIX
Environmental Laboratories, Inc.

587 East Middle Turnpike, P.O. Box 370, Manchester, CT 06040
Telephone: 860.645.1102 • Fax: 860.645.0823

NY ANALYTICAL SERVICES PROTOCOL
DATA PACKAGE

Client: NETC

125 BATH STREET

Laboratory Project: GBY06958

Volatiles (Soil)
Ver 1

Organic Data Flags

LOD(MDL): Limit of Detection or Method Detection Limit
The minimum reportable concentration that can be measured with confidence.

PQL(RL): Practical Quantitation Level or Reporting Level
This value is at or above the MDL and is supported by the lowest calibration standard.

· Q Qualifiers:

U - The compound was analyzed for but not detected at or above the MDL. The number immediately preceding the “U” represents the PQL reporting level corrected for percent solids, weight and/or volume calculations, and dilution factors.

J - Indicates an estimated value, may indicate one of the following, depending on the situation:
a) The reported value is estimated and below the MDL
b) Used when estimating a concentration for TIC where a 1:1 response is assumed or when the result indicates the presence of a compound that meets the indentification criteria, but the results is less than the quantitation limit, but greater than zero.
c) QC associated with this analyte is within warning limits.

X - The concentration is not reported. This quantitation file was not evaluated for this compound at this dilution; a volatile purging or related issue may be the cause.

L - Biased Low

N - The concentration is based on the response of the nearest internal. This flag is used on the TIC form for all compounds identified.

S - This compound is a solvent that is used in the laboratory. Laboratory contamination is suspected if concentration is less than five times the reporting level.

B - This compound was also present in the method blank

D - The reported concentration is the result of a diluted analysis.

E - The reported value is estimated because the concentration exceeded the calibration range.

A - Indicates that the tentatively identified compound is a suspected aldol condensation product. Aldol condensation products are produced during the extraction process.

Q - For TICS, this compound was quantitated using a calibration curve. This compound is part of the instrument method, but not part of the client target list.

P- Percent difference is greater than 25% between the two GC columns and the lower result is reported.

PHOENIX
Environmental Laboratories, Inc.
587 East Middle Turnpike, P.O.Box 370, Manchester, CT 06040
Tel. (860) 645-1102 Fax (860) 645-0823

ACCREDITED IN ACCORDANCE WITH nelac NY # 11301

SDG: GBY06958

Volatile Soil Conformance / Non-Conformance Summary

Project ID / Client ID: 125 BATH STREET, NETC

Form 1 (Analysis):

No observations noted.

Form 2 (Surrogates):

All surrogates met criteria with the following exceptions: None.

Form 3 (Laboratory Control/Matrix Spike):

Sample: BY06962 LCS
All LCS recoveries met criteria with the following exceptions: None.
All LCSD recoveries met criteria with the following exceptions: None.
All LCS/LCSD RPDs met criteria with the following exceptions: None.

Sample: BY06962 MS
All MS recoveries met criteria with the following exceptions: Trichlorofluoromethane 68%
All MSD recoveries met criteria with the following exceptions: Trichlorofluoromethane 69%, Acetone 64%
All MS/MSD RPDs met criteria with the following exceptions: None.

Sample: BY08831 LCS
All LCS recoveries met criteria with the following exceptions: None.
All LCSD recoveries met criteria with the following exceptions: None.
All LCS/LCSD RPDs met criteria with the following exceptions: None.

Sample: BY08831 MS
All MS recoveries met criteria with the following exceptions: None.
All MSD recoveries met criteria with the following exceptions: None.
All MS/MSD RPDs met criteria with the following exceptions: None.

Sample: BY09784 LCS
All LCS recoveries met criteria with the following exceptions: None.
All LCSD recoveries met criteria with the following exceptions: None.
All LCS/LCSD RPDs met criteria with the following exceptions: None.

Sample: BY09784 MS
All MS recoveries met criteria with the following exceptions: None.
All MSD recoveries met criteria with the following exceptions: None.
All MS/MSD RPDs met criteria with the following exceptions: None.

Form 4 (Method Blank):

File: CHEM18 0424M17.D
All compounds were non-detect with the following exceptions: None.

File: CHEM18 0425M07.D
All compounds were non-detect with the following exceptions: None.

File: CHEM18 0426M07.D
All compounds were non-detect with the following exceptions: None.

Form 5 (Tune):

PHOENIX
Environmental Laboratories, Inc.
587 East Middle Turnpike, P.O.Box 370, Manchester, CT 06040
Tel. (860) 645-1102 Fax (860) 645-0823

ACCREDITED IN ACCORDANCE WITH nelac NY # 11301

SDG: GBY06958

Volatile Soil Conformance / Non-Conformance Summary

Project ID / Client ID: 125 BATH STREET, NETC

File: CHEM18 0421M07.D
All Tune criteria was met with the following exceptions: None.

File: CHEM18 0424M11.D
All Tune criteria was met with the following exceptions: None.

File: CHEM18 0425M02.D
All Tune criteria was met with the following exceptions: None.

File: CHEM18 0426M02.D
All Tune criteria was met with the following exceptions: None.

Form 6 (Initial Calibration):

Calibration: CHEM18 04/21/17 - 04/21/17
99% of method compounds met criteria.
The following compounds did not meet % deviation criteria: Methylene Chloride 23.7% (20)
The following compounds did not meet maximum % deviations: None.
The following compounds did not meet recommended response factors: None.
The following compounds did not meet minimum response factors: None.

Form 7 (Continuing Calibration):

File: CHEM18 0424M11.D (Opening)
99% of method compounds met criteria.
Internal standard areas were within 50 to 200% of the initial calibration with the following exceptions: None.
The following compounds did not meet % deviation criteria: Methylene Chloride 24.3% (20) , 1,2,4-Trichlorobenzene 20.3% (20)
The following compounds did not meet maximum % deviations: None.
The following compounds did not meet recommended response factors: None.
The following compounds did not meet minimum response factors: None.

File: CHEM18 0424M40.D (Closing)
The following compounds did not meet maximum % deviations: None.
The following compounds did not meet minimum response factors: None.

File: CHEM18 0425M02.D (Opening)
91% of method compounds met criteria.
Internal standard areas were within 50 to 200% of the initial calibration with the following exceptions: None.
The following compounds did not meet % deviation criteria: Methylene Chloride 25.6% (20) , Acetone 24.4% (20) , Tetrahydrofuran (THF) 22.5% (20) , Methyl Ethyl Ketone 29.1% (20) , 1,2,3-Trichloropropane 20.9% (20)
The following compounds did not meet maximum % deviations: None.
The following compounds did not meet recommended response factors: Acetone 0.093 (0.1) , Bromoform 0.098 (0.1)
The following compounds did not meet minimum response factors: None.

File: CHEM18 0425M32.D (Closing)
The following compounds did not meet maximum % deviations: None.
The following compounds did not meet minimum response factors: None.

File: CHEM18 0426M02.D (Opening)
100% of method compounds met criteria.
Internal standard areas were within 50 to 200% of the initial calibration with the following exceptions: None.

PHOENIX
Environmental Laboratories, Inc.
587 East Middle Turnpike, P.O.Box 370, Manchester, CT 06040
Tel. (860) 645-1102 Fax (860) 645-0823

ACCREDITED IN ACCORDANCE WITH nelac NY # 11301

SDG: GBY06958

Volatile Soil Conformance / Non-Conformance Summary

Project ID / Client ID: 125 BATH STREET, NETC

The following compounds did not meet % deviation criteria: None.
The following compounds did not meet maximum % deviations: None.
The following compounds did not meet recommended response factors: None.
The following compounds did not meet minimum response factors: None.

File: CHEM18 0426M29.D (Closing)
The following compounds did not meet maximum % deviations: None.
The following compounds did not meet minimum response factors: None.

Form 8 (Internal Standard and Retention Time):

File: CHEM18 - 0421M12.D
All samples met internal standard area and retention time critieria with the following exceptions: None.

File: CHEM18 - 0424M11.D
All samples met internal standard area and retention time critieria with the following exceptions:
0424M22.D - B3-2 S-2 LL: 1,4-Dichlorobenzene-d4; Area 82520 (83939 - 347625)
0424M25.D - B3-2 S-1 LL: 1,4-Dichlorobenzene-d4; Area 79049 (83939 - 347625)
0424M29.D - FD-4 S-1 LL: 1,4-Dichlorobenzene-d4; Area 75475 (83939 - 347625)
-There is no impact to the data because all compounds reported from 1,4-Dichlorobenzene-d4 were reported from the HL analyses, which were within criteria.

File: CHEM18 - 0425M02.D
All samples met internal standard area and retention time critieria with the following exceptions: None.

File: CHEM18 - 0426M02.D
All samples met internal standard area and retention time critieria with the following exceptions: None.

Observations: The client requested the 8260 compound list for this delivery group.
Sample(s) required a dilution for volatiles due to the presence of target and/or non-target compounds. This resulted in elevated reporting limits that exceed the requested criteria for one or more analytes.

07/10/17

Jon Carlson
Project Manager

2C
Soil VOLATILE SYSTEM MONITORING COMPOUND RECOVERY

Lab Name: Phoenix Environmental Labs Client: NETC

Lab Code: Phoenix Case No.: SDG: GBY06958

QC Batch Id: 384030 QC Sample Id: BY06962

	CLIENT ID	LAB ID	SMC1 DBFM #	SMC2 TOL #	SMC3 BFB #	SMC4 DCB #	TOT OUT
01	BY06962 LCS	BY06962 LCS	95	103	99	101	0
02	BY06962 LCSD	BY06962 LCSD	102	102	99	102	0
03	BY06962 BLANK	BY06962 BLANK	105	88	102	93	0
04	B3-2 S-2 HL	BY06962 50X	96	90	101	94	0
05	B3-2 S-2 LL	BY06962	110	84	80	127	0
06	B4-1 S-1 LL	BY06958	102	85	85	87	0
07	B4-1 S-2	BY06959	104	88	101	93	0
08	B3-2 S-1 LL	BY06961	104	82	81	94	0
09	MW-6 S-1	BY06970	108	89	86	110	0
10	FD-4 S-1 LL	BY06975	104	84	78	97	0
11	FD-1 LL	BY06980	107	86	89	95	0
12	B3-2 S-2 MS	BY06962 MS 50X	95	106	100	100	0
13	B3-2 S-2 MSD	BY06962 MSD 50X	99	104	96	103	0
14							
15							
16							
17							
18							
19							
20							
21							
22							
23							
24							
25							
26							
27							
28							
29							
30							

			QC LIMITS
SMC1	DBFM	Dibromofluoromethane	(70-130)
SMC2	TOL	Toluene-d8	(70-130)
SMC3	BFB	Bromofluorobenzene	(70-130)
SMC4	DCB	1,2-dichlorobenzene-d4	(70-130)

Column to be used to flag recovery values
* Values outside of contract required QC limits
D Surrogate diluted out

FORM II VOA

2C
Soil VOLATILE SYSTEM MONITORING COMPOUND RECOVERY

Lab Name: Phoenix Environmental Labs Client: NETC

Lab Code: Phoenix Case No.: SDG: GBY06958

QC Batch Id: 384212 QC Sample Id: BY08831

	CLIENT ID	LAB ID	SMC1 DBFM #	SMC2 TOL #	SMC3 BFB #	SMC4 DCB #	TOT OUT
01	BY08831 LCS	BY08831 LCS	97	103	98	103	0
02	BY08831 LCSD	BY08831 LCSD	101	103	95	101	0
03	BY08831 BLANK	BY08831 BLANK	102	86	101	92	0
04	B4-1 S-1 HL	BY06958 50X	99	88	100	93	0
05	B3-2 S-1 HL	BY06961 50X	97	88	101	95	0
06	B2-1 S-1 LL	BY06966	105	85	90	94	0
07	SW-1 S-3	BY06969 50X	94	87	101	93	0
08	FD-4 S-1 HL	BY06975 50X	98	89	101	94	0
09	FD-1 HL	BY06980 50X	98	88	102	102	0
10	BY08831 MS	BY08831 MS	98	100	99	102	0
11	BY08831 MSD	BY08831 MSD	94	104	99	103	0
12							
13							
14							
15							
16							
17							
18							
19							
20							
21							
22							
23							
24							
25							
26							
27							
28							
29							
30							

			QC LIMITS
SMC1	DBFM	Dibromofluoromethane	(70-130)
SMC2	TOL	Toluene-d8	(70-130)
SMC3	BFB	Bromofluorobenzene	(70-130)
SMC4	DCB	1,2-dichlorobenzene-d4	(70-130)

Column to be used to flag recovery values
* Values outside of contract required QC limits
D Surrogate diluted out

FORM II VOA

2C
Soil VOLATILE SYSTEM MONITORING COMPOUND RECOVERY

Lab Name: Phoenix Environmental Labs Client: NETC

Lab Code: Phoenix Case No.: SDG: GBY06958

QC Batch Id: 384401 QC Sample Id: BY09784

	CLIENT ID	LAB ID	SMC1 DBFM #	SMC2 TOL #	SMC3 BFB #	SMC4 DCB #	TOT OUT
01	BY09784 LCS	BY09784 LCS	98	103	99	103	0
02	BY09784 LCSD	BY09784 LCSD	99	103	101	103	0
03	BY09784 BLANK	BY09784 BLANK	105	88	101	94	0
04	BY09784 QC	BY09784 50X	100	89	97	95	0
05	B2-1 S-1 HL	BY06966 50X	98	88	102	94	0
06	BY09784 MS	BY09784 MS 50X	97	102	97	102	0
07	BY09784 MSD	BY09784 MSD 50X	93	103	96	103	0
08							
09							
10							
11							
12							
13							
14							
15							
16							
17							
18							
19							
20							
21							
22							
23							
24							
25							
26							
27							
28							
29							
30							

			QC LIMITS
SMC1	DBFM	Dibromofluoromethane	(70-130)
SMC2	TOL	Toluene-d8	(70-130)
SMC3	BFB	Bromofluorobenzene	(70-130)
SMC4	DCB	1,2-dichlorobenzene-d4	(70-130)

Column to be used to flag recovery values
* Values outside of contract required QC limits
D Surrogate diluted out

FORM II VOA

3D

Soil VOLATILE LCS SPIKE / LCS SPIKE DUPLICATE RECOVERY

Lab Name: Phoenix Environmental Labs Client: NETC

Lab Code: Phoenix Case No: SAS No: SDG No GBY06958

LCS Spike - Client Id: BY06962 LCS Level:(low/med) Low

COMPOUND	SPIKE ADDED (ug/Kg)	SAMPLE CONCENTRATION (ug/Kg)	LCS CONCENTRATION (ug/Kg)	LCS % REC #	QC. LIMITS REC.	
Dichlorodifluoromethane	50	0.0	64.25	128	70	130
Chloromethane	50	0.0	57.76	116	70	130
Vinyl Chloride	50	0.0	58.85	118	70	130
Bromomethane	50	0.0	57.49	115	70	130
Chloroethane	50	0.0	57.59	115	70	130
Trichlorofluoromethane	50	0.0	55.93	112	70	130
1,1-Dichloroethene	50	0.0	53.23	106	70	130
Trichlorotrifluoroethane	50	0.0	48.91	98	70	130
Carbon Disulfide	50	0.0	53.83	108	70	130
Methylene Chloride	50	0.0	42.64	85	70	130
Acetone	50	0.0	39.89	80	70	130
Trans-1,2-Dichloroethene	50	0.0	50.21	100	70	130
Methyl t-Butyl Ether (MTBE)	50	0.0	49.80	100	70	130
1,1-Dichloroethane	50	0.0	52.16	104	70	130
Acrylonitrile	50	0.0	42.24	84	70	130
Cis-1,2-Dichloroethene	50	0.0	50.72	101	70	130
2,2-Dichloropropane	50	0.0	51.17	102	70	130
Bromochloromethane	50	0.0	48.46	97	70	130
Chloroform	50	0.0	48.30	97	70	130

COMPOUND	SPIKE ADDED (ug/Kg)	LCSD CONCENTRATION (ug/Kg)	LCSD % REC #	% RPD #	QC LIMITS RPD	QC LIMITS REC.	
Dichlorodifluoromethane	50	63.52	127	0.8	30	70	130
Chloromethane	50	57.64	115	0.9	30	70	130
Vinyl Chloride	50	58.85	118	0.0	30	70	130
Bromomethane	50	59.07	118	2.6	30	70	130
Chloroethane	50	57.94	116	0.9	30	70	130
Trichlorofluoromethane	50	56.73	113	0.9	30	70	130
1,1-Dichloroethene	50	53.65	107	0.9	30	70	130
Trichlorotrifluoroethane	50	49.05	98	0.0	30	70	130
Carbon Disulfide	50	53.28	107	0.9	30	70	130
Methylene Chloride	50	44.21	88	3.5	30	70	130
Acetone	50	40.78	82	2.5	30	70	130
Trans-1,2-Dichloroethene	50	50.26	101	1.0	30	70	130
Methyl t-Butyl Ether (MTBE)	50	50.15	100	0.0	30	70	130
1,1-Dichloroethane	50	53.37	107	2.8	30	70	130
Acrylonitrile	50	43.37	87	3.5	30	70	130
Cis-1,2-Dichloroethene	50	52.85	106	4.8	30	70	130
2,2-Dichloropropane	50	51.64	103	1.0	30	70	130
Bromochloromethane	50	49.58	99	2.0	30	70	130
Chloroform	50	49.94	100	3.0	30	70	130

FORM III VOA

3D

Soil VOLATILE LCS SPIKE / LCS SPIKE DUPLICATE RECOVERY

Lab Name: Phoenix Environmental Labs Client: NETC

Lab Code: Phoenix Case No: SAS No: SDG No GBY06958

LCS Spike - Client Id: BY06962 LCS Level:(low/med) Low

COMPOUND	SPIKE ADDED (ug/Kg)	SAMPLE CONCENTRATION (ug/Kg)	LCS CONCENTRATION (ug/Kg)	LCS % REC #	QC. LIMITS REC.	
Carbon Tetrachloride	50	0.0	53.00	106	70	130
Tetrahydrofuran (THF)	125	0.0	115.6	92	70	130
1,1,1-Trichloroethane	50	0.0	50.60	101	70	130
Methyl Ethyl Ketone	50	0.0	39.78	80	70	130
1,1-Dichloropropene	50	0.0	51.43	103	70	130
Benzene	50	0.0	51.56	103	70	130
1,2-Dichloroethane	50	0.0	51.54	103	70	130
Trichloroethene	50	0.0	51.83	104	70	130
Dibromomethane	50	0.0	53.15	106	70	130
1,2-dichloropropane	50	0.0	53.60	107	70	130
Bromodichloromethane	50	0.0	53.58	107	70	130
cis-1,3-Dichloropropene	50	0.0	53.95	108	70	130
Toluene	50	0.0	52.88	106	70	130
4-Methyl-2-Pentanone	50	0.0	47.96	96	70	130
Tetrachloroethene	50	0.0	51.82	104	70	130
trans-1,3-Dichloropropene	50	0.0	52.10	104	70	130
1,1,2-Trichloroethane	50	0.0	51.51	103	70	130
Dibromochloromethane	50	0.0	56.72	113	70	130
1,3-Dichloropropane	50	0.0	48.64	97	70	130

COMPOUND	SPIKE ADDED (ug/Kg)	LCSD CONCENTRATION (ug/Kg)	LCSD % REC #	% RPD #	QC LIMITS RPD	QC LIMITS REC.	
Carbon Tetrachloride	50	55.17	110	3.7	30	70	130
Tetrahydrofuran (THF)	125	114.3	91	1.1	30	70	130
1,1,1-Trichloroethane	50	50.96	102	1.0	30	70	130
Methyl Ethyl Ketone	50	40.88	82	2.5	30	70	130
1,1-Dichloropropene	50	50.90	102	1.0	30	70	130
Benzene	50	50.54	101	2.0	30	70	130
1,2-Dichloroethane	50	51.41	103	0.0	30	70	130
Trichloroethene	50	51.24	102	1.9	30	70	130
Dibromomethane	50	51.35	103	2.9	30	70	130
1,2-dichloropropane	50	51.35	103	3.8	30	70	130
Bromodichloromethane	50	53.15	106	0.9	30	70	130
cis-1,3-Dichloropropene	50	52.31	105	2.8	30	70	130
Toluene	50	52.32	105	0.9	30	70	130
4-Methyl-2-Pentanone	50	46.59	93	3.2	30	70	130
Tetrachloroethene	50	51.06	102	1.9	30	70	130
trans-1,3-Dichloropropene	50	50.69	101	2.9	30	70	130
1,1,2-Trichloroethane	50	50.38	101	2.0	30	70	130
Dibromochloromethane	50	57.07	114	0.9	30	70	130
1,3-Dichloropropane	50	48.54	97	0.0	30	70	130

FORM III VOA

3D

Soil VOLATILE LCS SPIKE / LCS SPIKE DUPLICATE RECOVERY

Lab Name: Phoenix Environmental Labs Client: NETC

Lab Code: Phoenix Case No: SAS No: SDG No GBY06958

LCS Spike - Client Id: BY06962 LCS Level:(low/med) Low

COMPOUND	SPIKE ADDED (ug/Kg)	SAMPLE CONCENTRATION (ug/Kg)	LCS CONCENTRATION (ug/Kg)	LCS % REC #	QC. LIMITS REC.	
1,2-Dibromoethane	50	0.0	51.23	102	70	130
2-Hexanone	50	0.0	41.45	83	70	130
Chlorobenzene	50	0.0	49.54	99	70	130
Ethylbenzene	50	0.0	50.00	100	70	130
1,1,1,2-Tetrachloroethane	50	0.0	51.25	102	70	130
m&p-Xylene	100	0.0	95.91	96	70	130
o-Xylene	50	0.0	51.13	102	70	130
Styrene	50	0.0	46.89	94	70	130
Bromoform	50	0.0	52.34	105	70	130
Isopropylbenzene	50	0.0	50.95	102	70	130
Bromobenzene	50	0.0	52.49	105	70	130
n-Propylbenzene	50	0.0	49.77	100	70	130
1,1,2,2-Tetrachloroethane	50	0.0	52.38	105	70	130
2-Chlorotoluene	50	0.0	48.87	98	70	130
1,3,5-Trimethylbenzene	50	0.0	48.95	98	70	130
1,2,3-Trichloropropane	50	0.0	47.99	96	70	130
trans-1,4-Dichloro-2-butene	250	0.0	244.2	98	70	130
4-Chlorotoluene	50	0.0	47.14	94	70	130
tert-Butylbenzene	50	0.0	51.77	104	70	130

COMPOUND	SPIKE ADDED (ug/Kg)	LCSD CONCENTRATION (ug/Kg)	LCSD % REC #	% RPD #	QC LIMITS RPD	QC LIMITS REC.	
1,2-Dibromoethane	50	51.37	103	1.0	30	70	130
2-Hexanone	50	41.66	83	0.0	30	70	130
Chlorobenzene	50	49.16	98	1.0	30	70	130
Ethylbenzene	50	48.38	97	3.0	30	70	130
1,1,1,2-Tetrachloroethane	50	52.07	104	1.9	30	70	130
m&p-Xylene	100	94.90	95	1.0	30	70	130
o-Xylene	50	50.20	100	2.0	30	70	130
Styrene	50	47.22	94	0.0	30	70	130
Bromoform	50	52.74	105	0.0	30	70	130
Isopropylbenzene	50	50.75	102	0.0	30	70	130
Bromobenzene	50	52.14	104	1.0	30	70	130
n-Propylbenzene	50	49.62	99	1.0	30	70	130
1,1,2,2-Tetrachloroethane	50	52.84	106	0.9	30	70	130
2-Chlorotoluene	50	48.74	97	1.0	30	70	130
1,3,5-Trimethylbenzene	50	49.81	100	2.0	30	70	130
1,2,3-Trichloropropane	50	48.24	96	0.0	30	70	130
trans-1,4-Dichloro-2-butene	250	241.4	97	1.0	30	70	130
4-Chlorotoluene	50	47.78	96	2.1	30	70	130
tert-Butylbenzene	50	51.60	103	1.0	30	70	130

FORM III VOA

3D

Soil VOLATILE LCS SPIKE / LCS SPIKE DUPLICATE RECOVERY

Lab Name: Phoenix Environmental Labs Client: NETC

Lab Code: Phoenix Case No: SAS No: SDG No GBY06958

LCS Spike - Client Id: BY06962 LCS Level:(low/med) Low

COMPOUND	SPIKE ADDED (ug/Kg)	SAMPLE CONCENTRATION (ug/Kg)	LCS CONCENTRATION (ug/Kg)	LCS % REC #	QC. LIMITS REC.	
1,2,4-Trimethylbenzene	50	0.0	48.66	97	70	130
sec-Butylbenzene	50	0.0	51.08	102	70	130
p-Isopropyltoluene	50	0.0	50.04	100	70	130
1,3-Dichlorobenzene	50	0.0	47.83	96	30	130
1,4-Dichlorobenzene	50	0.0	47.92	96	30	130
2-Isopropyltoluene	50	0.0	48.86	98	70	130
n-Butylbenzene	50	0.0	49.42	99	70	130
1,2-Dichlorobenzene	50	0.0	50.49	101	30	130
1,2-Dibromo-3-Chloropropane	50	0.0	52.77	106	70	130
Hexachlorobutadiene	50	0.0	49.26	99	30	130
1,2,4-Trichlorobenzene	50	0.0	41.93	84	30	130
Naphthalene	50	0.0	49.47	99	30	130
1,2,3-Trichlorobenzene	50	0.0	48.04	96	70	130

COMPOUND	SPIKE ADDED (ug/Kg)	LCSD CONCENTRATION (ug/Kg)	LCSD % REC #	% RPD #	QC LIMITS RPD	QC LIMITS REC.	
1,2,4-Trimethylbenzene	50	49.21	98	1.0	30	70	130
sec-Butylbenzene	50	51.39	103	1.0	30	70	130
p-Isopropyltoluene	50	50.03	100	0.0	30	70	130
1,3-Dichlorobenzene	50	47.91	96	0.0	30	30	130
1,4-Dichlorobenzene	50	48.15	96	0.0	30	30	130
2-Isopropyltoluene	50	49.06	98	0.0	30	70	130
n-Butylbenzene	50	49.96	100	1.0	30	70	130
1,2-Dichlorobenzene	50	50.65	101	0.0	30	30	130
1,2-Dibromo-3-Chloropropane	50	56.24	112	5.5	30	70	130
Hexachlorobutadiene	50	50.98	102	3.0	30	30	130
1,2,4-Trichlorobenzene	50	42.64	85	1.2	30	30	130
Naphthalene	50	50.67	101	2.0	30	30	130
1,2,3-Trichlorobenzene	50	47.87	96	0.0	30	70	130

FORM III VOA

3D

Soil VOLATILE MATRIX SPIKE / MATRIX SPIKE DUPLICATE RECOVERY

Lab Name: Phoenix Environmental Labs Client: NETC

Lab Code: Phoenix Case No: SAS No: SDG No GBY06958

Matrix Spike - Client Id: BY06962 / B3-2 S-2 MS Level:(low/med) Meth

COMPOUND	SPIKE ADDED (ug/Kg)	SAMPLE CONCENTRATION (ug/Kg)	MS CONCENTRATION (ug/Kg)	MS % REC #	QC. LIMITS REC.	
Dichlorodifluoromethane	3807	0.0	4676	123	70	130
Chloromethane	3807	0.0	4425	116	70	130
Vinyl Chloride	3807	0.0	4447	117	70	130
Bromomethane	3807	0.0	3983	105	70	130
Chloroethane	3807	0.0	2911	76	70	130
Trichlorofluoromethane	3807	0.0	2592	68 *	70	130
1,1-Dichloroethene	3807	0.0	3807	100	59	172
Trichlorotrifluoroethane	3807	0.0	3642	96	70	130
Carbon Disulfide	3807	0.0	3854	101	70	130
Methylene Chloride	3807	0.0	3283	86	70	130
Acetone	3807	0.0	2749	72	70	130
Trans-1,2-Dichloroethene	3807	0.0	3852	101	70	130
Methyl t-Butyl Ether (MTBE)	3807	0.0	3778	99	70	130
1,1-Dichloroethane	3807	0.0	3989	105	70	130
Acrylonitrile	3807	0.0	3189	84	70	130
Cis-1,2-Dichloroethene	3807	0.0	3930	103	70	130
2,2-Dichloropropane	3807	0.0	3927	103	70	130
Bromochloromethane	3807	0.0	3590	94	70	130
Chloroform	3807	0.0	3731	98	70	130

COMPOUND	SPIKE ADDED (ug/Kg)	MSD CONCENTRATION (ug/Kg)	MSD % REC #	% RPD #	QC LIMITS RPD	QC LIMITS REC.	
Dichlorodifluoromethane	3807	4704	124	0.8	30	70	130
Chloromethane	3807	4312	113	2.6	30	70	130
Vinyl Chloride	3807	4414	116	0.9	30	70	130
Bromomethane	3807	4303	113	7.3	30	70	130
Chloroethane	3807	2796	73	4.0	30	70	130
Trichlorofluoromethane	3807	2636	69 *	1.5	30	70	130
1,1-Dichloroethene	3807	3780	99	1.0	30	59	172
Trichlorotrifluoroethane	3807	3638	96	0.0	30	70	130
Carbon Disulfide	3807	3838	101	0.0	30	70	130
Methylene Chloride	3807	3348	88	2.3	30	70	130
Acetone	3807	2419	64 *	11.8	30	70	130
Trans-1,2-Dichloroethene	3807	3840	101	0.0	30	70	130
Methyl t-Butyl Ether (MTBE)	3807	3716	98	1.0	30	70	130
1,1-Dichloroethane	3807	3921	103	1.9	30	70	130
Acrylonitrile	3807	3251	85	1.2	30	70	130
Cis-1,2-Dichloroethene	3807	3874	102	1.0	30	70	130
2,2-Dichloropropane	3807	3936	103	0.0	30	70	130
Bromochloromethane	3807	3723	98	4.2	30	70	130
Chloroform	3807	3707	97	1.0	30	70	130

FORM III VOA

3D

Soil VOLATILE MATRIX SPIKE / MATRIX SPIKE DUPLICATE RECOVERY

Lab Name: Phoenix Environmental Labs Client: NETC

Lab Code: Phoenix Case No: SAS No: SDG No GBY06958

Matrix Spike - Client Id: BY06962 / B3-2 S-2 MS Level:(low/med) Meth

COMPOUND	SPIKE ADDED (ug/Kg)	SAMPLE CONCENTRATION (ug/Kg)	MS CONCENTRATION (ug/Kg)	MS % REC #	QC. LIMITS REC.	
Carbon Tetrachloride	3807	0.0	3684	97	70	130
Tetrahydrofuran (THF)	9518	0.0	8803	92	70	130
1,1,1-Trichloroethane	3807	0.0	3912	103	70	130
Methyl Ethyl Ketone	3807	0.0	3057	80	70	130
1,1-Dichloropropene	3807	0.0	4045	106	70	130
Benzene	3807	0.0	4011	105	66	142
1,2-Dichloroethane	3807	0.0	3936	103	70	130
Trichloroethene	3807	0.0	4031	106	62	137
Dibromomethane	3807	0.0	4000	105	70	130
1,2-dichloropropane	3807	0.0	4109	108	70	130
Bromodichloromethane	3807	0.0	3979	105	70	130
cis-1,3-Dichloropropene	3807	0.0	3998	105	70	130
Toluene	3807	0.0	4172	110	59	139
4-Methyl-2-Pentanone	3807	0.0	3534	93	70	130
Tetrachloroethene	3807	0.0	4257	112	70	130
trans-1,3-Dichloropropene	3807	0.0	3839	101	70	130
1,1,2-Trichloroethane	3807	0.0	3728	98	70	130
Dibromochloromethane	3807	0.0	3890	102	70	130
1,3-Dichloropropane	3807	0.0	3734	98	70	130

COMPOUND	SPIKE ADDED (ug/Kg)	MSD CONCENTRATION (ug/Kg)	MSD % REC #	% RPD #	QC LIMITS RPD	QC LIMITS REC.	
Carbon Tetrachloride	3807	3942	104	7.0	30	70	130
Tetrahydrofuran (THF)	9518	8238	87	5.6	30	70	130
1,1,1-Trichloroethane	3807	3868	102	1.0	30	70	130
Methyl Ethyl Ketone	3807	2847	75	6.5	30	70	130
1,1-Dichloropropene	3807	4005	105	0.9	30	70	130
Benzene	3807	3940	103	1.9	30	66	142
1,2-Dichloroethane	3807	3865	102	1.0	30	70	130
Trichloroethene	3807	3932	103	2.9	30	62	137
Dibromomethane	3807	3766	99	5.9	30	70	130
1,2-dichloropropane	3807	3999	105	2.8	30	70	130
Bromodichloromethane	3807	3924	103	1.9	30	70	130
cis-1,3-Dichloropropene	3807	3841	101	3.9	30	70	130
Toluene	3807	4099	108	1.8	30	59	139
4-Methyl-2-Pentanone	3807	3346	88	5.5	30	70	130
Tetrachloroethene	3807	4076	107	4.6	30	70	130
trans-1,3-Dichloropropene	3807	3728	98	3.0	30	70	130
1,1,2-Trichloroethane	3807	3730	98	0.0	30	70	130
Dibromochloromethane	3807	3857	101	1.0	30	70	130
1,3-Dichloropropane	3807	3658	96	2.1	30	70	130

FORM III VOA

3D

Soil VOLATILE MATRIX SPIKE / MATRIX SPIKE DUPLICATE RECOVERY

Lab Name: Phoenix Environmental Labs Client: NETC

Lab Code: Phoenix Case No: SAS No: SDG No GBY06958

Matrix Spike - Client Id: BY06962 / B3-2 S-2 MS Level:(low/med) Meth

COMPOUND	SPIKE ADDED (ug/Kg)	SAMPLE CONCENTRATION (ug/Kg)	MS CONCENTRATION (ug/Kg)	MS % REC #	QC. LIMITS REC.	
1,2-Dibromoethane	3807	0.0	4058	107	70	130
2-Hexanone	3807	0.0	3078	81	70	130
Chlorobenzene	3807	0.0	3901	102	60	133
Ethylbenzene	3807	0.0	3994	105	70	130
1,1,1,2-Tetrachloroethane	3807	0.0	3815	100	70	130
m&p-Xylene	7614	0.0	7648	100	70	130
o-Xylene	3807	0.0	3935	103	70	130
Styrene	3807	0.0	3663	96	70	130
Bromoform	3807	0.0	3473	91	70	130
Isopropylbenzene	3807	0.0	3919	103	70	130
Bromobenzene	3807	0.0	3924	103	70	130
n-Propylbenzene	3807	0.0	3947	104	70	130
1,1,2,2-Tetrachloroethane	3807	0.0	3952	104	70	130
2-Chlorotoluene	3807	0.0	3853	101	70	130
1,3,5-Trimethylbenzene	3807	0.0	3933	103	70	130
1,2,3-Trichloropropane	3807	0.0	3519	92	70	130
trans-1,4-Dichloro-2-butene	19040	0.0	16620	87	70	130
4-Chlorotoluene	3807	0.0	3724	98	70	130
tert-Butylbenzene	3807	0.0	4068	107	70	130

COMPOUND	SPIKE ADDED (ug/Kg)	MSD CONCENTRATION (ug/Kg)	MSD % REC #	% RPD #	QC LIMITS RPD	QC LIMITS REC.	
1,2-Dibromoethane	3807	3766	99	7.8	30	70	130
2-Hexanone	3807	3058	80	1.2	30	70	130
Chlorobenzene	3807	3826	100	2.0	30	60	133
Ethylbenzene	3807	3916	103	1.9	30	70	130
1,1,1,2-Tetrachloroethane	3807	3793	100	0.0	30	70	130
m&p-Xylene	7614	7491	98	2.0	30	70	130
o-Xylene	3807	3978	104	1.0	30	70	130
Styrene	3807	3652	96	0.0	30	70	130
Bromoform	3807	3496	92	1.1	30	70	130
Isopropylbenzene	3807	3982	105	1.9	30	70	130
Bromobenzene	3807	4029	106	2.9	30	70	130
n-Propylbenzene	3807	3907	103	1.0	30	70	130
1,1,2,2-Tetrachloroethane	3807	3871	102	1.9	30	70	130
2-Chlorotoluene	3807	3914	103	2.0	30	70	130
1,3,5-Trimethylbenzene	3807	3899	102	1.0	30	70	130
1,2,3-Trichloropropane	3807	3473	91	1.1	30	70	130
trans-1,4-Dichloro-2-butene	19040	16630	87	0.0	30	70	130
4-Chlorotoluene	3807	3722	98	0.0	30	70	130
tert-Butylbenzene	3807	4077	107	0.0	30	70	130

FORM III VOA

3D

Soil VOLATILE MATRIX SPIKE / MATRIX SPIKE DUPLICATE RECOVERY

Lab Name: Phoenix Environmental Labs Client: NETC

Lab Code: Phoenix Case No: SAS No: SDG No GBY06958

Matrix Spike - Client Id: BY06962 / B3-2 S-2 MS Level:(low/med) Meth

COMPOUND	SPIKE ADDED (ug/Kg)	SAMPLE CONCENTRATION (ug/Kg)	MS CONCENTRATION (ug/Kg)	MS % REC #	QC. LIMITS REC.	
1,2,4-Trimethylbenzene	3807	0.0	3894	102	70	130
sec-Butylbenzene	3807	0.0	4108	108	70	130
p-Isopropyltoluene	3807	0.0	3995	105	70	130
1,3-Dichlorobenzene	3807	0.0	3752	99	30	130
1,4-Dichlorobenzene	3807	0.0	3800	100	30	130
2-Isopropyltoluene	3807	0.0	3868	102	70	130
n-Butylbenzene	3807	0.0	4091	107	70	130
1,2-Dichlorobenzene	3807	0.0	3827	101	30	130
1,2-Dibromo-3-Chloropropane	3807	0.0	3863	101	70	130
Hexachlorobutadiene	3807	0.0	3966	104	30	130
1,2,4-Trichlorobenzene	3807	0.0	3368	88	30	130
Naphthalene	3807	0.0	3653	96	30	130
1,2,3-Trichlorobenzene	3807	0.0	3594	94	70	130

COMPOUND	SPIKE ADDED (ug/Kg)	MSD CONCENTRATION (ug/Kg)	MSD % REC #	% RPD #	QC LIMITS RPD	QC LIMITS REC.	
1,2,4-Trimethylbenzene	3807	3886	102	0.0	30	70	130
sec-Butylbenzene	3807	4092	107	0.9	30	70	130
p-Isopropyltoluene	3807	4004	105	0.0	30	70	130
1,3-Dichlorobenzene	3807	3816	100	1.0	30	30	130
1,4-Dichlorobenzene	3807	3809	100	0.0	30	30	130
2-Isopropyltoluene	3807	3892	102	0.0	30	70	130
n-Butylbenzene	3807	4066	107	0.0	30	70	130
1,2-Dichlorobenzene	3807	3933	103	2.0	30	30	130
1,2-Dibromo-3-Chloropropane	3807	3932	103	2.0	30	70	130
Hexachlorobutadiene	3807	4093	108	3.8	30	30	130
1,2,4-Trichlorobenzene	3807	3449	91	3.4	30	30	130
Naphthalene	3807	3816	100	4.1	30	30	130
1,2,3-Trichlorobenzene	3807	3747	98	4.2	30	70	130

FORM III VOA

3D

Soil VOLATILE LCS SPIKE / LCS SPIKE DUPLICATE RECOVERY

Lab Name: Phoenix Environmental Labs Client: NETC

Lab Code: Phoenix Case No: SAS No: SDG No GBY06958

LCS Spike - Client Id: BY08831 LCS Level:(low/med) Low

COMPOUND	SPIKE ADDED (ug/Kg)	SAMPLE CONCENTRATION (ug/Kg)	LCS CONCENTRATION (ug/Kg)	LCS % REC #	QC. LIMITS REC.	
Dichlorodifluoromethane	50	0.0	52.79	106	70	130
Chloromethane	50	0.0	51.42	103	70	130
Vinyl Chloride	50	0.0	53.35	107	70	130
Bromomethane	50	0.0	50.97	102	70	130
Chloroethane	50	0.0	53.32	107	70	130
Trichlorofluoromethane	50	0.0	54.59	109	70	130
1,1-Dichloroethene	50	0.0	50.28	101	70	130
Trichlorotrifluoroethane	50	0.0	46.65	93	70	130
Carbon Disulfide	50	0.0	50.03	100	70	130
Methylene Chloride	50	0.0	42.89	86	70	130
Acetone	50	0.0	36.92	74	70	130
Trans-1,2-Dichloroethene	50	0.0	48.04	96	70	130
Methyl t-Butyl Ether (MTBE)	50	0.0	47.23	94	70	130
1,1-Dichloroethane	50	0.0	50.29	101	70	130
Acrylonitrile	50	0.0	41.83	84	70	130
Cis-1,2-Dichloroethene	50	0.0	48.71	97	70	130
2,2-Dichloropropane	50	0.0	50.68	101	70	130
Bromochloromethane	50	0.0	45.80	92	70	130
Chloroform	50	0.0	46.70	93	70	130

COMPOUND	SPIKE ADDED (ug/Kg)	LCSD CONCENTRATION (ug/Kg)	LCSD % REC #	% RPD #	QC LIMITS RPD	QC LIMITS REC.	
Dichlorodifluoromethane	50	57.24	114	7.3	30	70	130
Chloromethane	50	56.17	112	8.4	30	70	130
Vinyl Chloride	50	57.04	114	6.3	30	70	130
Bromomethane	50	54.05	108	5.7	30	70	130
Chloroethane	50	56.57	113	5.5	30	70	130
Trichlorofluoromethane	50	57.79	116	6.2	30	70	130
1,1-Dichloroethene	50	54.00	108	6.7	30	70	130
Trichlorotrifluoroethane	50	49.00	98	5.2	30	70	130
Carbon Disulfide	50	54.02	108	7.7	30	70	130
Methylene Chloride	50	44.04	88	2.3	30	70	130
Acetone	50	37.44	75	1.3	30	70	130
Trans-1,2-Dichloroethene	50	51.15	102	6.1	30	70	130
Methyl t-Butyl Ether (MTBE)	50	50.15	100	6.2	30	70	130
1,1-Dichloroethane	50	53.15	106	4.8	30	70	130
Acrylonitrile	50	42.55	85	1.2	30	70	130
Cis-1,2-Dichloroethene	50	51.24	102	5.0	30	70	130
2,2-Dichloropropane	50	52.65	105	3.9	30	70	130
Bromochloromethane	50	49.43	99	7.3	30	70	130
Chloroform	50	48.44	97	4.2	30	70	130

FORM III VOA

3D

Soil VOLATILE LCS SPIKE / LCS SPIKE DUPLICATE RECOVERY

Lab Name: Phoenix Environmental Labs Client: NETC

Lab Code: Phoenix Case No: SAS No: SDG No GBY06958

LCS Spike - Client Id: BY08831 LCS Level:(low/med) Low

COMPOUND	SPIKE ADDED (ug/Kg)	SAMPLE CONCENTRATION (ug/Kg)	LCS CONCENTRATION (ug/Kg)	LCS % REC #	QC. LIMITS REC.	
Carbon Tetrachloride	50	0.0	51.49	103	70	130
Tetrahydrofuran (THF)	125	0.0	102.5	82	70	130
1,1,1-Trichloroethane	50	0.0	48.76	98	70	130
Methyl Ethyl Ketone	50	0.0	38.62	77	70	130
1,1-Dichloropropene	50	0.0	48.23	96	70	130
Benzene	50	0.0	48.89	98	70	130
1,2-Dichloroethane	50	0.0	48.05	96	70	130
Trichloroethene	50	0.0	49.07	98	70	130
Dibromomethane	50	0.0	48.84	98	70	130
1,2-dichloropropane	50	0.0	49.56	99	70	130
Bromodichloromethane	50	0.0	49.74	99	70	130
cis-1,3-Dichloropropene	50	0.0	51.24	102	70	130
Toluene	50	0.0	50.27	101	70	130
4-Methyl-2-Pentanone	50	0.0	44.45	89	70	130
Tetrachloroethene	50	0.0	49.52	99	70	130
trans-1,3-Dichloropropene	50	0.0	49.00	98	70	130
1,1,2-Trichloroethane	50	0.0	46.59	93	70	130
Dibromochloromethane	50	0.0	52.18	104	70	130
1,3-Dichloropropane	50	0.0	45.67	91	70	130

COMPOUND	SPIKE ADDED (ug/Kg)	LCSD CONCENTRATION (ug/Kg)	LCSD % REC #	% RPD #	QC LIMITS RPD	QC LIMITS REC.	
Carbon Tetrachloride	50	56.94	114	10.1	30	70	130
Tetrahydrofuran (THF)	125	107.3	86	4.8	30	70	130
1,1,1-Trichloroethane	50	50.36	101	3.0	30	70	130
Methyl Ethyl Ketone	50	40.04	80	3.8	30	70	130
1,1-Dichloropropene	50	52.42	105	9.0	30	70	130
Benzene	50	51.82	104	5.9	30	70	130
1,2-Dichloroethane	50	50.34	101	5.1	30	70	130
Trichloroethene	50	52.58	105	6.9	30	70	130
Dibromomethane	50	51.51	103	5.0	30	70	130
1,2-dichloropropane	50	52.73	105	5.9	30	70	130
Bromodichloromethane	50	53.02	106	6.8	30	70	130
cis-1,3-Dichloropropene	50	53.87	108	5.7	30	70	130
Toluene	50	53.88	108	6.7	30	70	130
4-Methyl-2-Pentanone	50	44.54	89	0.0	30	70	130
Tetrachloroethene	50	54.41	109	9.6	30	70	130
trans-1,3-Dichloropropene	50	50.33	101	3.0	30	70	130
1,1,2-Trichloroethane	50	48.72	97	4.2	30	70	130
Dibromochloromethane	50	55.56	111	6.5	30	70	130
1,3-Dichloropropane	50	48.12	96	5.3	30	70	130

FORM III VOA

3D

Soil VOLATILE LCS SPIKE / LCS SPIKE DUPLICATE RECOVERY

Lab Name: Phoenix Environmental Labs Client: NETC

Lab Code: Phoenix Case No: SAS No: SDG No GBY06958

LCS Spike - Client Id: BY08831 LCS Level:(low/med) Low

COMPOUND	SPIKE ADDED (ug/Kg)	SAMPLE CONCENTRATION (ug/Kg)	LCS CONCENTRATION (ug/Kg)	LCS % REC #	QC. LIMITS REC.	
1,2-Dibromoethane	50	0.0	47.76	96	70	130
2-Hexanone	50	0.0	39.10	78	70	130
Chlorobenzene	50	0.0	47.91	96	70	130
Ethylbenzene	50	0.0	47.93	96	70	130
1,1,1,2-Tetrachloroethane	50	0.0	48.19	96	70	130
m&p-Xylene	100	0.0	93.32	93	70	130
o-Xylene	50	0.0	48.55	97	70	130
Styrene	50	0.0	45.01	90	70	130
Bromoform	50	0.0	48.55	97	70	130
Isopropylbenzene	50	0.0	49.83	100	70	130
Bromobenzene	50	0.0	50.27	101	70	130
n-Propylbenzene	50	0.0	50.18	100	70	130
1,1,2,2-Tetrachloroethane	50	0.0	50.03	100	70	130
2-Chlorotoluene	50	0.0	49.28	99	70	130
1,3,5-Trimethylbenzene	50	0.0	49.50	99	70	130
1,2,3-Trichloropropane	50	0.0	44.42	89	70	130
trans-1,4-Dichloro-2-butene	250	0.0	237.4	95	70	130
4-Chlorotoluene	50	0.0	47.53	95	70	130
tert-Butylbenzene	50	0.0	50.28	101	70	130

COMPOUND	SPIKE ADDED (ug/Kg)	LCSD CONCENTRATION (ug/Kg)	LCSD % REC #	% RPD #	QC LIMITS RPD	QC LIMITS REC.	
1,2-Dibromoethane	50	51.03	102	6.1	30	70	130
2-Hexanone	50	40.79	82	5.0	30	70	130
Chlorobenzene	50	51.78	104	8.0	30	70	130
Ethylbenzene	50	51.18	102	6.1	30	70	130
1,1,1,2-Tetrachloroethane	50	51.26	103	7.0	30	70	130
m&p-Xylene	100	98.55	99	6.3	30	70	130
o-Xylene	50	51.72	103	6.0	30	70	130
Styrene	50	47.90	96	6.5	30	70	130
Bromoform	50	50.85	102	5.0	30	70	130
Isopropylbenzene	50	53.63	107	6.8	30	70	130
Bromobenzene	50	54.97	110	8.5	30	70	130
n-Propylbenzene	50	54.37	109	8.6	30	70	130
1,1,2,2-Tetrachloroethane	50	53.49	107	6.8	30	70	130
2-Chlorotoluene	50	53.02	106	6.8	30	70	130
1,3,5-Trimethylbenzene	50	53.85	108	8.7	30	70	130
1,2,3-Trichloropropane	50	48.42	97	8.6	30	70	130
trans-1,4-Dichloro-2-butene	250	255.4	102	7.1	30	70	130
4-Chlorotoluene	50	52.54	105	10.0	30	70	130
tert-Butylbenzene	50	54.25	109	7.6	30	70	130

FORM III VOA

3D

Soil VOLATILE LCS SPIKE / LCS SPIKE DUPLICATE RECOVERY

Lab Name: Phoenix Environmental Labs Client: NETC

Lab Code: Phoenix Case No: SAS No: SDG No GBY06958

LCS Spike - Client Id: BY08831 LCS Level:(low/med) Low

COMPOUND	SPIKE ADDED (ug/Kg)	SAMPLE CONCENTRATION (ug/Kg)	LCS CONCENTRATION (ug/Kg)	LCS % REC #	QC. LIMITS REC.	
1,2,4-Trimethylbenzene	50	0.0	49.30	99	70	130
sec-Butylbenzene	50	0.0	50.83	102	70	130
p-Isopropyltoluene	50	0.0	49.86	100	70	130
1,3-Dichlorobenzene	50	0.0	49.32	99	70	130
1,4-Dichlorobenzene	50	0.0	49.68	99	70	130
2-Isopropyltoluene	50	0.0	48.25	96	70	130
n-Butylbenzene	50	0.0	51.50	103	70	130
1,2-Dichlorobenzene	50	0.0	49.58	99	70	130
1,2-Dibromo-3-Chloropropane	50	0.0	52.17	104	70	130
Hexachlorobutadiene	50	0.0	52.54	105	70	130
1,2,4-Trichlorobenzene	50	0.0	47.08	94	70	130
Naphthalene	50	0.0	47.76	96	70	130
1,2,3-Trichlorobenzene	50	0.0	49.69	99	70	130

COMPOUND	SPIKE ADDED (ug/Kg)	LCSD CONCENTRATION (ug/Kg)	LCSD % REC #	% RPD #	QC LIMITS RPD	QC LIMITS REC.	
1,2,4-Trimethylbenzene	50	52.96	106	6.8	30	70	130
sec-Butylbenzene	50	55.81	112	9.3	30	70	130
p-Isopropyltoluene	50	54.28	109	8.6	30	70	130
1,3-Dichlorobenzene	50	52.29	105	5.9	30	70	130
1,4-Dichlorobenzene	50	53.37	107	7.8	30	70	130
2-Isopropyltoluene	50	52.50	105	9.0	30	70	130
n-Butylbenzene	50	56.36	113	9.3	30	70	130
1,2-Dichlorobenzene	50	54.28	109	9.6	30	70	130
1,2-Dibromo-3-Chloropropane	50	54.71	109	4.7	30	70	130
Hexachlorobutadiene	50	55.28	111	5.6	30	70	130
1,2,4-Trichlorobenzene	50	50.45	101	7.2	30	70	130
Naphthalene	50	52.08	104	8.0	30	70	130
1,2,3-Trichlorobenzene	50	53.20	106	6.8	30	70	130

FORM III VOA

3D

Soil VOLATILE MATRIX SPIKE / MATRIX SPIKE DUPLICATE RECOVERY

Lab Name: Phoenix Environmental Labs Client: NETC

Lab Code: Phoenix Case No: SAS No: SDG No GBY06958

Matrix Spike - Client Id: BY08831 MS Level:(low/med) Low

COMPOUND	SPIKE ADDED (ug/Kg)	SAMPLE CONCENTRATION (ug/Kg)	MS CONCENTRATION (ug/Kg)	MS % REC #	QC. LIMITS REC.	
Dichlorodifluoromethane	53.76	0.0	66.06	123	70	130
Chloromethane	53.76	0.0	60.61	113	70	130
Vinyl Chloride	53.76	0.0	61.29	114	70	130
Bromomethane	53.76	0.0	60.92	113	70	130
Chloroethane	53.76	0.0	59.66	111	70	130
Trichlorofluoromethane	53.76	0.0	60.41	112	70	130
1,1-Dichloroethene	53.76	0.0	56.78	106	59	172
Trichlorotrifluoroethane	53.76	0.0	51.02	95	70	130
Carbon Disulfide	53.76	0.0	57.87	108	70	130
Methylene Chloride	53.76	0.0	48.03	89	70	130
Acetone	53.76	0.0	44.82	83	70	130
Trans-1,2-Dichloroethene	53.76	0.0	54.58	102	70	130
Methyl t-Butyl Ether (MTBE)	53.76	0.0	54.76	102	70	130
1,1-Dichloroethane	53.76	0.0	56.79	106	70	130
Acrylonitrile	53.76	0.0	48.80	91	70	130
Cis-1,2-Dichloroethene	53.76	0.0	55.33	103	70	130
2,2-Dichloropropane	53.76	0.0	53.79	100	70	130
Bromochloromethane	53.76	0.0	53.27	99	70	130
Chloroform	53.76	0.0	52.76	98	70	130

COMPOUND	SPIKE ADDED (ug/Kg)	MSD CONCENTRATION (ug/Kg)	MSD % REC #	% RPD #	QC LIMITS RPD	QC LIMITS REC.	
Dichlorodifluoromethane	53.76	66.50	124	0.8	30	70	130
Chloromethane	53.76	59.21	110	2.7	30	70	130
Vinyl Chloride	53.76	62.04	115	0.9	30	70	130
Bromomethane	53.76	61.38	114	0.9	30	70	130
Chloroethane	53.76	61.10	114	2.7	30	70	130
Trichlorofluoromethane	53.76	60.33	112	0.0	30	70	130
1,1-Dichloroethene	53.76	58.71	109	2.8	30	59	172
Trichlorotrifluoroethane	53.76	51.81	96	1.0	30	70	130
Carbon Disulfide	53.76	57.40	107	0.9	30	70	130
Methylene Chloride	53.76	47.60	89	0.0	30	70	130
Acetone	53.76	41.40	77	7.5	30	70	130
Trans-1,2-Dichloroethene	53.76	55.66	104	1.9	30	70	130
Methyl t-Butyl Ether (MTBE)	53.76	53.76	100	2.0	30	70	130
1,1-Dichloroethane	53.76	57.08	106	0.0	30	70	130
Acrylonitrile	53.76	48.27	90	1.1	30	70	130
Cis-1,2-Dichloroethene	53.76	54.04	101	2.0	30	70	130
2,2-Dichloropropane	53.76	55.41	103	3.0	30	70	130
Bromochloromethane	53.76	52.72	98	1.0	30	70	130
Chloroform	53.76	53.74	100	2.0	30	70	130

FORM III VOA

3D

Soil VOLATILE MATRIX SPIKE / MATRIX SPIKE DUPLICATE RECOVERY

Lab Name: Phoenix Environmental Labs Client: NETC

Lab Code: Phoenix Case No: SAS No: SDG No GBY06958

Matrix Spike - Client Id: BY08831 MS Level:(low/med) Low

COMPOUND	SPIKE ADDED (ug/Kg)	SAMPLE CONCENTRATION (ug/Kg)	MS CONCENTRATION (ug/Kg)	MS % REC #	QC. LIMITS REC.	
Carbon Tetrachloride	53.76	0.0	56.41	105	70	130
Tetrahydrofuran (THF)	134.4	0.0	125.0	93	70	130
1,1,1-Trichloroethane	53.76	0.0	54.21	101	70	130
Methyl Ethyl Ketone	53.76	0.0	45.26	84	70	130
1,1-Dichloropropene	53.76	0.0	52.80	98	70	130
Benzene	53.76	0.0	53.86	100	66	142
1,2-Dichloroethane	53.76	0.0	55.14	103	70	130
Trichloroethene	53.76	0.0	53.53	100	62	137
Dibromomethane	53.76	0.0	54.24	101	70	130
1,2-dichloropropane	53.76	0.0	55.08	102	70	130
Bromodichloromethane	53.76	0.0	55.19	103	70	130
cis-1,3-Dichloropropene	53.76	0.0	56.33	105	70	130
Toluene	53.76	0.0	53.86	100	59	139
4-Methyl-2-Pentanone	53.76	0.0	51.39	96	70	130
Tetrachloroethene	53.76	0.0	52.66	98	70	130
trans-1,3-Dichloropropene	53.76	0.0	52.85	98	70	130
1,1,2-Trichloroethane	53.76	0.0	54.12	101	70	130
Dibromochloromethane	53.76	0.0	54.82	102	70	130
1,3-Dichloropropane	53.76	0.0	51.59	96	70	130

COMPOUND	SPIKE ADDED (ug/Kg)	MSD CONCENTRATION (ug/Kg)	MSD % REC #	% RPD #	QC LIMITS RPD	QC LIMITS REC.	
Carbon Tetrachloride	53.76	57.10	106	0.9	30	70	130
Tetrahydrofuran (THF)	134.4	119.2	89	4.4	30	70	130
1,1,1-Trichloroethane	53.76	53.41	99	2.0	30	70	130
Methyl Ethyl Ketone	53.76	43.31	81	3.6	30	70	130
1,1-Dichloropropene	53.76	55.31	103	5.0	30	70	130
Benzene	53.76	53.96	100	0.0	30	66	142
1,2-Dichloroethane	53.76	54.83	102	1.0	30	70	130
Trichloroethene	53.76	55.41	103	3.0	30	62	137
Dibromomethane	53.76	55.24	103	2.0	30	70	130
1,2-dichloropropane	53.76	55.67	104	1.9	30	70	130
Bromodichloromethane	53.76	56.34	105	1.9	30	70	130
cis-1,3-Dichloropropene	53.76	55.77	104	1.0	30	70	130
Toluene	53.76	55.66	104	3.9	30	59	139
4-Methyl-2-Pentanone	53.76	50.91	95	1.0	30	70	130
Tetrachloroethene	53.76	55.83	104	5.9	30	70	130
trans-1,3-Dichloropropene	53.76	53.08	99	1.0	30	70	130
1,1,2-Trichloroethane	53.76	52.89	98	3.0	30	70	130
Dibromochloromethane	53.76	57.01	106	3.8	30	70	130
1,3-Dichloropropane	53.76	51.10	95	1.0	30	70	130

FORM III VOA

3D

Soil VOLATILE MATRIX SPIKE / MATRIX SPIKE DUPLICATE RECOVERY

Lab Name: Phoenix Environmental Labs Client: NETC

Lab Code: Phoenix Case No: SAS No: SDG No GBY06958

Matrix Spike - Client Id: BY08831 MS Level:(low/med) Low

COMPOUND	SPIKE ADDED (ug/Kg)	SAMPLE CONCENTRATION (ug/Kg)	MS CONCENTRATION (ug/Kg)	MS % REC #	QC. LIMITS REC.	
1,2-Dibromoethane	53.76	0.0	54.68	102	70	130
2-Hexanone	53.76	0.0	43.62	81	70	130
Chlorobenzene	53.76	0.0	51.88	97	60	133
Ethylbenzene	53.76	0.0	51.19	95	70	130
1,1,1,2-Tetrachloroethane	53.76	0.0	51.99	97	70	130
m&p-Xylene	107.5	0.0	100.3	93	70	130
o-Xylene	53.76	0.0	53.35	99	70	130
Styrene	53.76	0.0	49.31	92	70	130
Bromoform	53.76	0.0	50.90	95	70	130
Isopropylbenzene	53.76	0.0	54.92	102	70	130
Bromobenzene	53.76	0.0	56.26	105	70	130
n-Propylbenzene	53.76	0.0	53.75	100	70	130
1,1,2,2-Tetrachloroethane	53.76	0.0	57.20	106	70	130
2-Chlorotoluene	53.76	0.0	53.92	100	70	130
1,3,5-Trimethylbenzene	53.76	0.0	53.37	99	70	130
1,2,3-Trichloropropane	53.76	0.0	51.78	96	70	130
trans-1,4-Dichloro-2-butene	268.8	0.0	248.6	92	70	130
4-Chlorotoluene	53.76	0.0	51.36	96	70	130
tert-Butylbenzene	53.76	0.0	55.21	103	70	130

COMPOUND	SPIKE ADDED (ug/Kg)	MSD CONCENTRATION (ug/Kg)	MSD % REC #	% RPD #	QC LIMITS RPD	QC LIMITS REC.	
1,2-Dibromoethane	53.76	53.45	99	3.0	30	70	130
2-Hexanone	53.76	43.07	80	1.2	30	70	130
Chlorobenzene	53.76	53.02	99	2.0	30	60	133
Ethylbenzene	53.76	53.54	100	5.1	30	70	130
1,1,1,2-Tetrachloroethane	53.76	53.61	100	3.0	30	70	130
m&p-Xylene	107.5	102.2	95	2.1	30	70	130
o-Xylene	53.76	53.57	100	1.0	30	70	130
Styrene	53.76	49.68	92	0.0	30	70	130
Bromoform	53.76	52.60	98	3.1	30	70	130
Isopropylbenzene	53.76	54.79	102	0.0	30	70	130
Bromobenzene	53.76	57.11	106	0.9	30	70	130
n-Propylbenzene	53.76	54.88	102	2.0	30	70	130
1,1,2,2-Tetrachloroethane	53.76	56.19	105	0.9	30	70	130
2-Chlorotoluene	53.76	54.19	101	1.0	30	70	130
1,3,5-Trimethylbenzene	53.76	54.10	101	2.0	30	70	130
1,2,3-Trichloropropane	53.76	50.40	94	2.1	30	70	130
trans-1,4-Dichloro-2-butene	268.8	248.7	93	1.1	30	70	130
4-Chlorotoluene	53.76	52.17	97	1.0	30	70	130
tert-Butylbenzene	53.76	55.90	104	1.0	30	70	130

FORM III VOA

3D

Soil VOLATILE MATRIX SPIKE / MATRIX SPIKE DUPLICATE RECOVERY

Lab Name: Phoenix Environmental Labs Client: NETC

Lab Code: Phoenix Case No: SAS No: SDG No GBY06958

Matrix Spike - Client Id: BY08831 MS Level:(low/med) Low

COMPOUND	SPIKE ADDED (ug/Kg)	SAMPLE CONCENTRATION (ug/Kg)	MS CONCENTRATION (ug/Kg)	MS % REC #	QC. LIMITS REC.	
1,2,4-Trimethylbenzene	53.76	0.0	53.08	99	70	130
sec-Butylbenzene	53.76	0.0	54.87	102	70	130
p-Isopropyltoluene	53.76	0.0	53.01	99	70	130
1,3-Dichlorobenzene	53.76	0.0	51.20	95	70	130
1,4-Dichlorobenzene	53.76	0.0	51.26	95	70	130
2-Isopropyltoluene	53.76	0.0	52.80	98	70	130
n-Butylbenzene	53.76	0.0	52.95	98	70	130
1,2-Dichlorobenzene	53.76	0.0	53.64	100	70	130
1,2-Dibromo-3-Chloropropane	53.76	0.0	58.10	108	70	130
Hexachlorobutadiene	53.76	0.0	54.29	101	70	130
1,2,4-Trichlorobenzene	53.76	0.0	43.56	81	70	130
Naphthalene	53.76	0.0	53.52	100	70	130
1,2,3-Trichlorobenzene	53.76	0.0	50.83	95	70	130

COMPOUND	SPIKE ADDED (ug/Kg)	MSD CONCENTRATION (ug/Kg)	MSD % REC #	% RPD #	QC LIMITS RPD	QC LIMITS REC.	
1,2,4-Trimethylbenzene	53.76	53.08	99	0.0	30	70	130
sec-Butylbenzene	53.76	56.17	104	1.9	30	70	130
p-Isopropyltoluene	53.76	53.56	100	1.0	30	70	130
1,3-Dichlorobenzene	53.76	51.60	96	1.0	30	70	130
1,4-Dichlorobenzene	53.76	51.35	96	1.0	30	70	130
2-Isopropyltoluene	53.76	53.59	100	2.0	30	70	130
n-Butylbenzene	53.76	53.93	100	2.0	30	70	130
1,2-Dichlorobenzene	53.76	54.14	101	1.0	30	70	130
1,2-Dibromo-3-Chloropropane	53.76	54.39	101	6.7	30	70	130
Hexachlorobutadiene	53.76	54.82	102	1.0	30	70	130
1,2,4-Trichlorobenzene	53.76	46.74	87	7.1	30	70	130
Naphthalene	53.76	53.91	100	0.0	30	70	130
1,2,3-Trichlorobenzene	53.76	52.97	99	4.1	30	70	130

FORM III VOA

3D

Soil VOLATILE LCS SPIKE / LCS SPIKE DUPLICATE RECOVERY

Lab Name: Phoenix Environmental Labs Client: NETC

Lab Code: Phoenix Case No: SAS No: SDG No GBY06958

LCS Spike - Client Id: BY09784 LCS Level:(low/med) Low

COMPOUND	SPIKE ADDED (ug/Kg)	SAMPLE CONCENTRATION (ug/Kg)	LCS CONCENTRATION (ug/Kg)	LCS % REC #	QC. LIMITS REC.	
Naphthalene	50	0.0	52.38	105	70	130

COMPOUND	SPIKE ADDED (ug/Kg)	LCSD CONCENTRATION (ug/Kg)	LCSD % REC #	% RPD #	QC LIMITS RPD	QC LIMITS REC.	
Naphthalene	50	51.46	103	1.9	30	70	130

FORM III VOA

3D

Soil VOLATILE MATRIX SPIKE / MATRIX SPIKE DUPLICATE RECOVERY

Lab Name: Phoenix Environmental Labs Client: NETC

Lab Code: Phoenix Case No: SAS No: SDG No GBY06958

Matrix Spike - Client Id: BY09784 MS Level:(low/med) Meth

COMPOUND	SPIKE ADDED (ug/Kg)	SAMPLE CONCENTRATION (ug/Kg)	MS CONCENTRATION (ug/Kg)	MS % REC #	QC. LIMITS REC.	
Naphthalene	3247	500	3358	88	70	130

COMPOUND	SPIKE ADDED (ug/Kg)	MSD CONCENTRATION (ug/Kg)	MSD % REC #	% RPD #	QC LIMITS RPD	QC LIMITS REC.	
Naphthalene	3247	3940	106	18.6	30	70	130

FORM III VOA

4A

VOLATILE METHOD BLANK SUMMARY

Client ID: BY06962 BLANK

Lab Name: Phoenix Environmental Labs Client:

Lab Code: Phoenix Case No.: SAS No.: SDG No.: GBY06958

Lab File ID: 0424M17.D Lab Sample ID: BY06962 BLK

Date Analyzed: 04/24/2017 Time Analyzed: 22:22

GC Column: rtx-vms Lab Batch ID: 384030

Instrument ID: CHEM18 Heated Purge:(Y/N) Y

THIS METHOD BLANK APPLIES TO THE FOLLOWING SAMPLES, MS AND MSD:

	CLIENT SAMPLE NO.	LAB SAMPLE ID	LAB FILE ID	TIME ANALYZED
01	BY06962 LCS	BY06962 LCS	0424M12.D	20:27
02	BY06962 LCSD	BY06962 LCSD	0424M13.D	20:49
03	B3-2 S-2 HL	BY06962 50X	0424M21.D	23:55
04	B3-2 S-2 LL	BY06962	0424M22.D	00:17
05	B4-1 S-1 LL	BY06958	0424M23.D	00:39
06	B4-1 S-2	BY06959	0424M24.D	01:02
07	B3-2 S-1 LL	BY06961	0424M25.D	01:24
08	MW-6 S-1	BY06970	0424M28.D	02:31
09	FD-4 S-1 LL	BY06975	0424M29.D	02:53
10	FD-1 LL	BY06980	0424M30.D	03:16
11	B3-2 S-2 MS	BY06962 MS 50X	0424M36.D	05:29
12	B3-2 S-2 MSD	BY06962 MSD 50X	0424M37.D	05:52
13				
14				
15				
16				
17				
18				
19				
20				

COMMENTS:

FORM IV VOA

4A

VOLATILE METHOD BLANK SUMMARY

Client ID: BY08831 BLANK

Lab Name: Phoenix Environmental Labs Client:

Lab Code: Phoenix Case No.: SAS No.: SDG No.: GBY06958

Lab File ID: 0425M07.D Lab Sample ID: BY08831 BLK

Date Analyzed: 04/25/2017 Time Analyzed: 11:07

GC Column: rtx-vms Lab Batch ID: 384212

Instrument ID: CHEM18 Heated Purge:(Y/N) Y

THIS METHOD BLANK APPLIES TO THE FOLLOWING SAMPLES, MS AND MSD:

	CLIENT SAMPLE NO.	LAB SAMPLE ID	LAB FILE ID	TIME ANALYZED
01	BY08831 LCS	BY08831 LCS	0425M03.D	09:32
02	BY08831 LCSD	BY08831 LCSD	0425M04.D	10:00
03	B4-1 S-1 HL	BY06958 50X	0425M11.D	12:53
04	B3-2 S-1 HL	BY06961 50X	0425M12.D	13:16
05	B2-1 S-1 LL	BY06966	0425M13.D	13:38
06	SW-1 S-3	BY06969 50X	0425M14.D	14:00
07	FD-4 S-1 HL	BY06975 50X	0425M18.D	15:29
08	FD-1 HL	BY06980 50X	0425M19.D	15:52
09	BY08831 MS	BY08831 MS	0425M30.D	19:57
10	BY08831 MSD	BY08831 MSD	0425M31.D	20:20
11				
12				
13				
14				
15				
16				
17				
18				
19				
20				

COMMENTS:

FORM IV VOA

4A

VOLATILE METHOD BLANK SUMMARY

Client ID: BY09784 BLANK

Lab Name: Phoenix Environmental Labs Client:

Lab Code: Phoenix Case No.: SAS No.: SDG No.: GBY06958

Lab File ID: 0426M07.D Lab Sample ID: BY09784 BLK

Date Analyzed: 04/26/2017 Time Analyzed: 11:13

GC Column: rtx-vms Lab Batch ID: 384401

Instrument ID: CHEM18 Heated Purge:(Y/N) Y

THIS METHOD BLANK APPLIES TO THE FOLLOWING SAMPLES, MS AND MSD:

	CLIENT SAMPLE NO.	LAB SAMPLE ID	LAB FILE ID	TIME ANALYZED
01	BY09784 LCS	BY09784 LCS	0426M03.D	09:38
02	BY09784 LCSD	BY09784 LCSD	0426M04.D	10:06
03	BY09784 QC	BY09784 50X	0426M11.D	12:48
04	B2-1 S-1 HL	BY06966 50X	0426M19.D	15:47
05	BY09784 MS	BY09784 MS 50X	0426M25.D	18:01
06	BY09784 MSD	BY09784 MSD 50X	0426M26.D	18:24
07				
08				
09				
10				
11				
12				
13				
14				
15				
16				
17				
18				
19				
20				

COMMENTS:

FORM IV VOA

5B

VOLATILE ORGANICS INSTRUMENT PERFORMANCE CHECK
BROMOFLUOROBENZENE (BFB)

Lab Name: Phoenix Environmental Labs Client:

Lab Code: Phoenix Case No.: SAS No.: SDG No.: GBY06958

Lab File ID: 0421M07.D BFB Injection Date: 04/21/17

Instrument ID: CHEM18 BFB Injection Time: 11:02

GC Column: rtx-vms Heated Purge: (Y/N) Y

AutoFind: Scans 1153, 1154, 1155; Background Corrected with Scan 1145

m/e	ION ABUNDANCE CRITERIA	% RELATIVE ABUNDANCE			
50	15.0 - 40.0% of mass 95	20.3			
75	30.0 - 60.0% of mass 95	43.4			
95	Base Peak, 100% relative abundance	100.0			
96	5.0 - 9.0% of mass 95	6.7			
173	Less than 2.0% of mass 174	0.0	(	0.0	)1
174	Greater than 50.0% of mass 95	91.8			
175	5.0 - 9.0% of mass 174	7.5	(	6.8	)1
176	95.0 - 101.0% of mass 174	97.0	(	89.0	)1
177	5.0 - 9.0% of mass 176	6.7	(	6.0	)1

1-Value is % mass 95

THIS CHECK APPLIES TO THE FOLLOWING SAMPLES, MS, MSD, BLANKS, AND STANDARDS:

	CLIENT ID	LAB SAMPLE ID	LAB FILE ID	DATE ANALYZED	TIME ANALYZED	
01	ICAL 2	VOA-2 PPB STD.	0421M07.D	04/21/17	11:02	
02	ICAL 5	VOA-5 PPB STD.	0421M09.D	04/21/17	11:47	
03	ICAL 10	VOA-10 PPB STD.	0421M10.D	04/21/17	12:09	
04	ICAL 20	VOA-20 PPB STD.	0421M11.D	04/21/17	12:31	
05	ICAL 50	VOA-50 PPB STD.	0421M12.D	04/21/17	12:54	
06	ICAL 100	VOA-100 PPB STD.	0421M13.D	04/21/17	13:16	
07	ICAL 200	VOA-200 PPB STD.	0421M14.D	04/21/17	13:38	
08						
09						
10						
11						
12						
13						
14						
15						
16						
17						
18						
19						
20						
21						
22						
23						
24						
25						

(*) Outside 12 hr clock

FORM V

Data Path : H:\V2017\CHEM18\04APR\042117\
Data File : 0421M07.D
Acq On : 21 Apr 2017 11:02 am
Operator :
Sample : VOA-2 PPB STD.
Misc : VOA40U II 04/21 E
ALS Vial : 1 Sample Multiplier: 1

Integration File: rteint.p

Method : H:\V2017\CHEM18\METHODS\VT-M0421.M
Title : VOA Standards for 5 point calibration
Last Update : Fri Apr 21 13:55:43 2017

AutoFind: Scans 1153, 1154, 1155; Background Corrected with Scan 1145

Target Mass	Rel. to Mass	Lower Limit%	Upper Limit%	Rel. Abn%	Raw Abn	Result Pass/Fail
50	95	15	40	20.3	22179	PASS
75	95	30	60	43.4	47397	PASS
95	95	100	100	100.0	109144	PASS
96	95	5	9	6.7	7317	PASS
173	174	0.00	2	0.0	0	PASS
174	95	50	100	91.8	100235	PASS
175	174	5	9	7.4	7467	PASS
176	174	95	101	97.0	97184	PASS
177	176	5	9	6.7	6527	PASS

VT-M0421.M Fri Apr 21 13:57:19 2017

5B
VOLATILE ORGANICS INSTRUMENT PERFORMANCE CHECK
BROMOFLUOROBENZENE (BFB)

Lab Name: Phoenix Environmental Labs Client:

Lab Code: Phoenix Case No.: SAS No.: SDG No.: GBY06958

Lab File ID: 0424M11.D BFB Injection Date: 04/24/17

Instrument ID: CHEM18 BFB Injection Time: 19:59

GC Column: rtx-vms Heated Purge: (Y/N) Y

AutoFind: Scans 1153, 1154, 1155; Background Corrected with Scan 1145

m/e	ION ABUNDANCE CRITERIA	% RELATIVE ABUNDANCE			
50	15.0 - 40.0% of mass 95	21.0			
75	30.0 - 60.0% of mass 95	46.0			
95	Base Peak, 100% relative abundance	100.0			
96	5.0 - 9.0% of mass 95	6.4			
173	Less than 2.0% of mass 174	0.2	(	0.2	)1
174	Greater than 50.0% of mass 95	94.0			
175	5.0 - 9.0% of mass 174	7.2	(	6.8	)1
176	95.0 - 101.0% of mass 174	99.7	(	93.7	)1
177	5.0 - 9.0% of mass 176	6.0	(	5.7	)1

1-Value is % mass 95

THIS CHECK APPLIES TO THE FOLLOWING SAMPLES, MS, MSD, BLANKS, AND STANDARDS:

	CLIENT ID	LAB SAMPLE ID	LAB FILE ID	DATE ANALYZED	TIME ANALYZED	
01	CCAL 50	VOA-50 PPB STD. VOA40X I	0424M11.D	04/24/17	19:59	
02	BY06962 LCS	BY06962 LCS	0424M12.D	04/24/17	20:27	
03	BY06962 LCSD	BY06962 LCSD	0424M13.D	04/24/17	20:49	
04	BY06962 BLANK	BY06962 BLANK	0424M17.D	04/24/17	22:22	
05	B3-2 S-2 HL	BY06962 50X	0424M21.D	04/24/17	23:55	
06	B3-2 S-2 LL	BY06962	0424M22.D	04/25/17	00:17	
07	B4-1 S-1 LL	BY06958	0424M23.D	04/25/17	00:39	
08	B4-1 S-2	BY06959	0424M24.D	04/25/17	01:02	
09	B3-2 S-1 LL	BY06961	0424M25.D	04/25/17	01:24	
10	MW-6 S-1	BY06970	0424M28.D	04/25/17	02:31	
11	FD-4 S-1 LL	BY06975	0424M29.D	04/25/17	02:53	
12	FD-1 LL	BY06980	0424M30.D	04/25/17	03:16	
13	B3-2 S-2 MS	BY06962 MS 50X	0424M36.D	04/25/17	05:29	
14	B3-2 S-2 MSD	BY06962 MSD 50X	0424M37.D	04/25/17	05:52	
15	CCAL 50	VOA-50 PPB STD. VOA40X I	0424M40.D	04/25/17	06:59	
16						
17						
18						
19						
20						
21						
22						
23						
24						
25						

(*) Outside 12 hr clock

FORM V

Data Path : H:\V2017\CHEM18\04APR\042417\
Data File : 0424M11.D
Acq On : 24 Apr 2017 7:59 pm
Operator :
Sample : VOA-50 PPB STD.
Misc : VOA40X I 04/24 AS
ALS Vial : 1 Sample Multiplier: 1

Integration File: rteint.p

Method : H:\V2017\CHEM18\METHODS\VT-M0421.M
Title : VOA Standards for 5 point calibration
Last Update : Fri Apr 21 13:57:27 2017

AutoFind: Scans 1153, 1154, 1155; Background Corrected with Scan 1145

Target Mass	Rel. to Mass	Lower Limit%	Upper Limit%	Rel. Abn%	Raw Abn	Result Pass/Fail
50	95	15	40	21.0	22776	PASS
75	95	30	60	46.0	49891	PASS
95	95	100	100	100.0	108488	PASS
96	95	5	9	6.4	6929	PASS
173	174	0.00	2	0.2	245	PASS
174	95	50	100	94.0	102019	PASS
175	174	5	9	7.2	7374	PASS
176	174	95	101	99.7	101696	PASS
177	176	5	9	6.0	6146	PASS

VT-M0421.M Mon Apr 24 20:13:09 2017

5B
VOLATILE ORGANICS INSTRUMENT PERFORMANCE CHECK
BROMOFLUOROBENZENE (BFB)

Lab Name: Phoenix Environmental Labs Client:

Lab Code: Phoenix Case No.: SAS No.: SDG No.: GBY06958

Lab File ID: 0425M02.D BFB Injection Date: 04/25/17

Instrument ID: CHEM18 BFB Injection Time: 09:10

GC Column: rtx-vms Heated Purge: (Y/N) Y

AutoFind: Scans 1153, 1154, 1155; Background Corrected with Scan 1145

m/e	ION ABUNDANCE CRITERIA	% RELATIVE ABUNDANCE			
50	15.0 - 40.0% of mass 95	21.0			
75	30.0 - 60.0% of mass 95	44.0			
95	Base Peak, 100% relative abundance	100.0			
96	5.0 - 9.0% of mass 95	6.9			
173	Less than 2.0% of mass 174	0.0	(	0.0	)1
174	Greater than 50.0% of mass 95	94.9			
175	5.0 - 9.0% of mass 174	7.1	(	6.8	)1
176	95.0 - 101.0% of mass 174	97.5	(	92.5	)1
177	5.0 - 9.0% of mass 176	6.7	(	6.2	)1

1-Value is % mass 95

THIS CHECK APPLIES TO THE FOLLOWING SAMPLES, MS, MSD, BLANKS, AND STANDARDS:

	CLIENT ID	LAB SAMPLE ID	LAB FILE ID	DATE ANALYZED	TIME ANALYZED	
01	CCAL 50	VOA-50 PPB STD. VOA40X II	0425M02.D	04/25/17	09:10	
02	BY08831 LCS	BY08831 LCS	0425M03.D	04/25/17	09:32	
03	BY08831 LCSD	BY08831 LCSD	0425M04.D	04/25/17	10:00	
04	BY08831 BLANK	BY08831 BLANK	0425M07.D	04/25/17	11:07	
05	B4-1 S-1 HL	BY06958 50X	0425M11.D	04/25/17	12:53	
06	B3-2 S-1 HL	BY06961 50X	0425M12.D	04/25/17	13:16	
07	B2-1 S-1 LL	BY06966	0425M13.D	04/25/17	13:38	
08	SW-1 S-3	BY06969 50X	0425M14.D	04/25/17	14:00	
09	FD-4 S-1 HL	BY06975 50X	0425M18.D	04/25/17	15:29	
10	FD-1 HL	BY06980 50X	0425M19.D	04/25/17	15:52	
11	BY08831 MS	BY08831 MS	0425M30.D	04/25/17	19:57	
12	BY08831 MSD	BY08831 MSD	0425M31.D	04/25/17	20:20	
13	CCAL 50	VOA-50 PPB STD. VOA40X II	0425M32.D	04/25/17	20:42	
14						
15						
16						
17						
18						
19						
20						
21						
22						
23						
24						
25						

(*) Outside 12 hr clock

FORM V

Data Path : H:\V2017\CHEM18\04APR\042517\
Data File : 0425M02.D
Acq On : 25 Apr 2017 9:10 am
Operator :
Sample : VOA-50 PPB STD.
Misc : VOA40X II 04/25 AO
ALS Vial : 1 Sample Multiplier: 1

Integration File: rteint.p

Method : H:\V2017\CHEM18\METHODS\VT-M0421.M
Title : VOA Standards for 5 point calibration
Last Update : Fri Apr 21 13:57:27 2017

AutoFind: Scans 1153, 1154, 1155; Background Corrected with Scan 1145

Target Mass	Rel. to Mass	Lower Limit%	Upper Limit%	Rel. Abn%	Raw Abn	Result Pass/Fail
50	95	15	40	21.0	20768	PASS
75	95	30	60	44.0	43557	PASS
95	95	100	100	100.0	99053	PASS
96	95	5	9	6.9	6815	PASS
173	174	0.00	2	0.0	0	PASS
174	95	50	100	94.9	93957	PASS
175	174	5	9	7.1	6706	PASS
176	174	95	101	97.5	91640	PASS
177	176	5	9	6.7	6109	PASS

VT-M0421.M Tue Apr 25 09:32:42 2017

5B

VOLATILE ORGANICS INSTRUMENT PERFORMANCE CHECK
BROMOFLUOROBENZENE (BFB)

Lab Name: Phoenix Environmental Labs Client:

Lab Code: Phoenix Case No.: SAS No.: SDG No.: GBY06958

Lab File ID: 0426M02.D BFB Injection Date: 04/26/17

Instrument ID: CHEM18 BFB Injection Time: 09:15

GC Column: rtx-vms Heated Purge: (Y/N) Y

AutoFind: Scans 1153, 1154, 1155; Background Corrected with Scan 1145

m/e	ION ABUNDANCE CRITERIA	% RELATIVE ABUNDANCE			
50	15.0 - 40.0% of mass 95	22.4			
75	30.0 - 60.0% of mass 95	46.3			
95	Base Peak, 100% relative abundance	100.0			
96	5.0 - 9.0% of mass 95	6.5			
173	Less than 2.0% of mass 174	0.0	(	0.0	)1
174	Greater than 50.0% of mass 95	93.3			
175	5.0 - 9.0% of mass 174	7.1	(	6.7	)1
176	95.0 - 101.0% of mass 174	101.0	(	94.2	)1
177	5.0 - 9.0% of mass 176	6.3	(	5.9	)1

1-Value is % mass 95

THIS CHECK APPLIES TO THE FOLLOWING SAMPLES, MS, MSD, BLANKS, AND STANDARDS:

	CLIENT ID	LAB SAMPLE ID	LAB FILE ID	DATE ANALYZED	TIME ANALYZED	
01	CCAL 50	VOA-50 PPB STD. VOA41i I 0	0426M02.D	04/26/17	09:15	
02	BY09784 LCS	BY09784 LCS	0426M03.D	04/26/17	09:38	
03	BY09784 LCSD	BY09784 LCSD	0426M04.D	04/26/17	10:06	
04	BY09784 BLANK	BY09784 BLANK	0426M07.D	04/26/17	11:13	
05	BY09784 QC	BY09784 50X	0426M11.D	04/26/17	12:48	
06	B2-1 S-1 HL	BY06966 50X	0426M19.D	04/26/17	15:47	
07	BY09784 MS	BY09784 MS 50X	0426M25.D	04/26/17	18:01	
08	BY09784 MSD	BY09784 MSD 50X	0426M26.D	04/26/17	18:24	
09	CCAL 50	VOA-50 PPB STD. VOA41i I 0	0426M29.D	04/26/17	19:31	
10						
11						
12						
13						
14						
15						
16						
17						
18						
19						
20						
21						
22						
23						
24						
25						

(*) Outside 12 hr clock

FORM V

Data Path : H:\V2017\CHEM18\04APR\042617\
Data File : 0426M02.D
Acq On : 26 Apr 2017 9:15 am
Operator :
Sample : VOA-50 PPB STD.
Misc : VOA41i I 04/26 AO
ALS Vial : 1 Sample Multiplier: 1

Integration File: rteint.p

Method : H:\V2017\CHEM18\METHODS\VT-M0421.M
Title : VOA Standards for 5 point calibration
Last Update : Fri Apr 21 13:57:27 2017

AutoFind: Scans 1153, 1154, 1155; Background Corrected with Scan 1145

Target Mass	Rel. to Mass	Lower Limit%	Upper Limit%	Rel. Abn%	Raw Abn	Result Pass/Fail
50	95	15	40	22.4	22219	PASS
75	95	30	60	46.3	45936	PASS
95	95	100	100	100.0	99157	PASS
96	95	5	9	6.5	6458	PASS
173	174	0.00	2	0.0	0	PASS
174	95	50	100	93.3	92512	PASS
175	174	5	9	7.1	6589	PASS
176	174	95	101	101.0	93392	PASS
177	176	5	9	6.3	5879	PASS

VT-M0421.M Wed Apr 26 09:30:30 2017

8A
VOLATILE INTERNAL STANDARD AREA AND RT SUMMARY

Lab Name: Phoenix Environmental Labs Client:

Lab Code: Phoenix Case No.: SAS No.: SDG No.: GBY06958

Lab File Id: 0421M12.D Date Analyzed: 04/21/17

Instrument ID: CHEM18 Time Analyzed: 12:54

GC Column: rtx-vms ID: 0.18 (mm) Heated Purge:(Y/N) Y

		IS1 (PFB) AREA	#	RT	#	IS2 (DFB) AREA	#	RT	#	IS3 (CBZ) AREA	#	RT	#	IS4 (DCB) AREA	#	RT	#	FILE
	12 HOUR STD	246253		3.48		341424		3.82		351399		5.94		162859		7.99		0421M12.D
	UPPER LIMIT	504819		3.98		699919		4.32		720368		6.44		333861		8.49		0421M12.D
	LOWER LIMIT	121895		2.98		169005		3.32		173943		5.44		80615		7.49		0421M12.D
	CLIENT ID																	
01	ICAL 2	307996		3.48		419700		3.82		376042		5.94		189015		7.99		0421M07.D
02	ICAL 5	318707		3.48		435537		3.82		395577		5.94		193560		7.99		0421M09.D
03	ICAL 10	282407		3.48		390930		3.82		367377		5.93		178337		7.99		0421M10.D
04	ICAL 20	284278		3.48		396948		3.82		381899		5.94		182530		7.99		0421M11.D
05	ICAL 100	235410		3.48		313304		3.82		353815		5.93		158116		7.99		0421M13.D
06	ICAL 200	191000		3.48		255565		3.82		302277		5.94		139129		7.99		0421M14.D
07																		
08																		
09																		
10																		
11																		
12																		
13																		
14																		
15																		
16																		
17																		
18																		
19																		
20																		
21																		
22																		

IS1 (PFB) = Pentafluorobenzene
IS2 (DFB) = 1,4-Difluorobenzene
IS3 (CBZ) = Chlorobenzene-d5
IS4 (DCB) = 1,4-Dichlorobenzene-d4

AREA UPPER LIMIT = +100% of internal standard area
AREA LOWER LIMIT = - 50% of internal standard area
RT UPPER LIMIT = +0.50 minutes of internal standard RT
RT LOWER LIMIT = -0.50 minutes of internal standard RT

Column used to flag values outside QC limits with an asterisk.
* Values outside of QC limits.

FORM VIII VOA

8A
VOLATILE INTERNAL STANDARD AREA AND RT SUMMARY

Lab Name: Phoenix Environmental Labs Client:

Lab Code: Phoenix Case No.: SAS No.: SDG No.: GBY06958

Lab File Id: 0421M12.D Date Analyzed: 04/21/17

Instrument ID: CHEM18 Time Analyzed: 12:54

GC Column: rtx-vms ID: 0.18 (mm) Heated Purge:(Y/N) Y

	IS5 (DXN) AREA #	RT #							FILE
12 HOUR STD	8657	4.31							0421M12.D
UPPER LIMIT	NA	NA							0421M12.D
LOWER LIMIT	NA	NA							0421M12.D
CLIENT ID									
01 ICAL 2	9301	4.31							0421M07.D
02 ICAL 5	9375	4.31							0421M09.D
03 ICAL 10	9109	4.31							0421M10.D
04 ICAL 20	9695	4.30							0421M11.D
05 ICAL 100	7946	4.31							0421M13.D
06 ICAL 200	7708	4.31							0421M14.D
07									
08									
09									
10									
11									
12									
13									
14									
15									
16									
17									
18									
19									
20									
21									
22									

IS5 (DXN) = 1,4-Dioxane*D8

Due to the poor response for certain compounds, 1,4-Dioxane-d8 is used as the internal standard for this delivery group.
Note, there are no recovery ranges for this internal standard.

AREA UPPER LIMIT = +100% of internal standard area
AREA LOWER LIMIT = - 50% of internal standard area
RT UPPER LIMIT = +0.50 minutes of internal standard RT
RT LOWER LIMIT = -0.50 minutes of internal standard RT

Column used to flag values outside QC limits with an asterisk.
* Values outside of QC limits.

FORM VIII VOA

8A

VOLATILE INTERNAL STANDARD AREA AND RT SUMMARY

Lab Name: Phoenix Environmental Labs Client:

Lab Code: Phoenix Case No.: SAS No.: SDG No.: GBY06958

Lab File Id: 0424M11.D Date Analyzed: 04/24/17

Instrument ID: CHEM18 Time Analyzed: 19:59

GC Column: rtx-vms ID: 0.18 (mm) Heated Purge:(Y/N) Y

		IS1 (PFB) AREA	#	RT	#	IS2 (DFB) AREA	#	RT	#	IS3 (CBZ) AREA	#	RT	#	IS4 (DCB) AREA	#	RT	#	FILE
	12 HOUR STD	269065		3.48		359985		3.82		370346		5.93		169573		7.99		0424M11.D
	UPPER LIMIT	551583		3.98		737969		4.32		759209		6.43		347625		8.49		0424M11.D
	LOWER LIMIT	133187		2.98		178193		3.32		183321		5.43		83939		7.49		0424M11.D
	CLIENT ID																	
01	BY06962 LCS	261611		3.48		347264		3.82		361726		5.93		165843		7.99		0424M12.D
02	BY06962 LCSD	262783		3.48		359309		3.82		370582		5.94		169810		7.99		0424M13.D
03	BY06962 BLANK	340304		3.48		468461		3.82		412598		5.93		211842		7.99		0424M17.D
04	B3-2 S-2 HL	310878		3.48		416604		3.82		373799		5.93		194872		7.99		0424M21.D
05	B3-2 S-2 LL	273895		3.48		399865		3.82		284252		5.93		82520	*	7.99		0424M22.D
06	B4-1 S-1 LL	274903		3.48		384988		3.82		297734		5.93		105228		7.99		0424M23.D
07	B4-1 S-2	336214		3.48		459438		3.82		406640		5.93		210030		7.99		0424M24.D
08	B3-2 S-1 LL	254495		3.48		358355		3.82		248572		5.94		79049	*	7.99		0424M25.D
09	MW-6 S-1	318698		3.48		440742		3.82		346470		5.93		119799		7.99		0424M28.D
10	FD-4 S-1 LL	303807		3.48		399088		3.82		263218		5.94		75475	*	7.99		0424M29.D
11	FD-1 LL	303599		3.48		422468		3.82		335866		5.94		117122		7.99		0424M30.D
12	B3-2 S-2 MS	242078		3.48		326362		3.82		337817		5.93		159148		7.99		0424M36.D
13	B3-2 S-2 MSD	246969		3.48		334769		3.82		347444		5.93		159558		7.99		0424M37.D
14	CCAL 50	259911		3.48		352826		3.82		366386		5.94		166794		7.99		0424M40.D
15																		
16																		
17																		
18																		
19																		
20																		
21																		
22																		

IS1 (PFB) = Pentafluorobenzene
IS2 (DFB) = 1,4-Difluorobenzene
IS3 (CBZ) = Chlorobenzene-d5
IS4 (DCB) = 1,4-Dichlorobenzene-d4

AREA UPPER LIMIT = +100% of internal standard area
AREA LOWER LIMIT = - 50% of internal standard area
RT UPPER LIMIT = +0.50 minutes of internal standard RT
RT LOWER LIMIT = -0.50 minutes of internal standard RT

Column used to flag values outside QC limits with an asterisk.
* Values outside of QC limits.

FORM VIII VOA

8A
VOLATILE INTERNAL STANDARD AREA AND RT SUMMARY

Lab Name: Phoenix Environmental Labs Client:

Lab Code: Phoenix Case No.: SAS No.: SDG No.: GBY06958

Lab File Id: 0424M11.D Date Analyzed: 04/24/17

Instrument ID: CHEM18 Time Analyzed: 19:59

GC Column: rtx-vms ID: 0.18 (mm) Heated Purge:(Y/N) Y

	IS5 (DXN) AREA #	RT #							FILE
12 HOUR STD	9448	4.31							0424M11.D
UPPER LIMIT	NA	NA							0424M11.D
LOWER LIMIT	NA	NA							0424M11.D
CLIENT ID									
01 BY06962 LCS	8744	4.30							0424M12.D
02 BY06962 LCSD	8605	4.31							0424M13.D
03 BY06962 BLANK	9621	4.31							0424M17.D
04 B3-2 S-2 HL	9068	4.31							0424M21.D
05 B3-2 S-2 LL	7285	4.31							0424M22.D
06 B4-1 S-1 LL	7112	4.31							0424M23.D
07 B4-1 S-2	8642	4.30							0424M24.D
08 B3-2 S-1 LL	5936	4.30							0424M25.D
09 MW-6 S-1	7685	4.31							0424M28.D
10 FD-4 S-1 LL	5678	4.31							0424M29.D
11 FD-1 LL	5108	4.31							0424M30.D
12 B3-2 S-2 MS	9146	4.31							0424M36.D
13 B3-2 S-2 MSD	8295	4.31							0424M37.D
14 CCAL 50	8352	4.31							0424M40.D
15									
16									
17									
18									
19									
20									
21									
22									

IS5 (DXN) = 1,4-Dioxane*D8

Due to the poor response for certain compounds, 1,4-Dioxane-d8 is used as the internal standard for this delivery group.
Note, there are no recovery ranges for this internal standard.

AREA UPPER LIMIT = +100% of internal standard area
AREA LOWER LIMIT = - 50% of internal standard area
RT UPPER LIMIT = +0.50 minutes of internal standard RT
RT LOWER LIMIT = -0.50 minutes of internal standard RT

Column used to flag values outside QC limits with an asterisk.
* Values outside of QC limits.

FORM VIII VOA

8A

VOLATILE INTERNAL STANDARD AREA AND RT SUMMARY

Lab Name: Phoenix Environmental Labs Client:

Lab Code: Phoenix Case No.: SAS No.: SDG No.: GBY06958

Lab File Id: 0425M02.D Date Analyzed: 04/25/17

Instrument ID: CHEM18 Time Analyzed: 9:10

GC Column: rtx-vms ID: 0.18 (mm) Heated Purge:(Y/N) Y

	IS1 (PFB) AREA #	RT #	IS2 (DFB) AREA #	RT #	IS3 (CBZ) AREA #	RT #	IS4 (DCB) AREA #	RT #	FILE
12 HOUR STD	258936	3.48	347913	3.82	352802	5.93	156347	7.99	0425M02.D
UPPER LIMIT	530819	3.98	713222	4.32	723244	6.43	320511	8.49	0425M02.D
LOWER LIMIT	128173	2.98	172217	3.32	174637	5.43	77392	7.49	0425M02.D
CLIENT ID									
01 BY08831 LCS	267358	3.48	362027	3.83	376411	5.94	169975	7.99	0425M03.D
02 BY08831 LCSD	256510	3.48	346606	3.82	356157	5.93	158596	7.99	0425M04.D
03 BY08831 BLANK	345055	3.48	471675	3.82	416167	5.93	216392	7.99	0425M07.D
04 B4-1 S-1 HL	299941	3.48	410330	3.82	366649	5.93	191632	7.99	0425M11.D
05 B3-2 S-1 HL	303612	3.48	413107	3.82	365137	5.93	191687	7.99	0425M12.D
06 B2-1 S-1 LL	280697	3.48	388844	3.82	290854	5.94	105937	7.99	0425M13.D
07 SW-1 S-3	310600	3.48	424983	3.82	371557	5.93	193959	7.99	0425M14.D
08 FD-4 S-1 HL	308011	3.48	419261	3.82	372974	5.93	192333	7.99	0425M18.D
09 FD-1 HL	303220	3.48	413863	3.82	361535	5.93	171082	7.99	0425M19.D
10 BY08831 MS	252833	3.48	349988	3.82	360137	5.93	160798	7.99	0425M30.D
11 BY08831 MSD	252697	3.48	342900	3.82	357032	5.93	161378	7.99	0425M31.D
12 CCAL 50	255492	3.48	343436	3.82	358216	5.93	162573	7.99	0425M32.D
13									
14									
15									
16									
17									
18									
19									
20									
21									
22									

IS1 (PFB) = Pentafluorobenzene
IS2 (DFB) = 1,4-Difluorobenzene
IS3 (CBZ) = Chlorobenzene-d5
IS4 (DCB) = 1,4-Dichlorobenzene-d4

AREA UPPER LIMIT = +100% of internal standard area
AREA LOWER LIMIT = - 50% of internal standard area
RT UPPER LIMIT = +0.50 minutes of internal standard RT
RT LOWER LIMIT = -0.50 minutes of internal standard RT

Column used to flag values outside QC limits with an asterisk.
* Values outside of QC limits.

FORM VIII VOA

8A
VOLATILE INTERNAL STANDARD AREA AND RT SUMMARY

Lab Name: Phoenix Environmental Labs Client:

Lab Code: Phoenix Case No.: SAS No.: SDG No.: GBY06958

Lab File Id: 0425M02.D Date Analyzed: 04/25/17

Instrument ID: CHEM18 Time Analyzed: 9:10

GC Column: rtx-vms ID: 0.18 (mm) Heated Purge:(Y/N) Y

	IS5 (DXN) AREA #	RT #							FILE
12 HOUR STD	7387	4.30							0425M02.D
UPPER LIMIT	NA	NA							0425M02.D
LOWER LIMIT	NA	NA							0425M02.D
CLIENT ID									
01 BY08831 LCS	8369	4.31							0425M03.D
02 BY08831 LCSD	7630	4.31							0425M04.D
03 BY08831 BLANK	9740	4.30							0425M07.D
04 B4-1 S-1 HL	8016	4.30							0425M11.D
05 B3-2 S-1 HL	8726	4.31							0425M12.D
06 B2-1 S-1 LL	8081	4.30							0425M13.D
07 SW-1 S-3	9546	4.30							0425M14.D
08 FD-4 S-1 HL	9450	4.31							0425M18.D
09 FD-1 HL	9094	4.30							0425M19.D
10 BY08831 MS	8583	4.31							0425M30.D
11 BY08831 MSD	7381	4.31							0425M31.D
12 CCAL 50	8524	4.30							0425M32.D
13									
14									
15									
16									
17									
18									
19									
20									
21									
22									

IS5 (DXN) = 1,4-Dioxane*D8

Due to the poor response for certain compounds, 1,4-Dioxane-d8 is used as the internal standard for this delivery group.
Note, there are no recovery ranges for this internal standard.

AREA UPPER LIMIT = +100% of internal standard area
AREA LOWER LIMIT = - 50% of internal standard area
RT UPPER LIMIT = +0.50 minutes of internal standard RT
RT LOWER LIMIT = -0.50 minutes of internal standard RT

Column used to flag values outside QC limits with an asterisk.
* Values outside of QC limits.

FORM VIII VOA

8A

VOLATILE INTERNAL STANDARD AREA AND RT SUMMARY

Lab Name: Phoenix Environmental Labs Client:

Lab Code: Phoenix Case No.: SAS No.: SDG No.: GBY06958

Lab File Id: 0426M02.D Date Analyzed: 04/26/17

Instrument ID: CHEM18 Time Analyzed: 9:15

GC Column: rtx-vms ID: 0.18 (mm) Heated Purge:(Y/N) Y

		IS1 (PFB) AREA	#	RT	#	IS2 (DFB) AREA	#	RT	#	IS3 (CBZ) AREA	#	RT	#	IS4 (DCB) AREA	#	RT	#	FILE
	12 HOUR STD	245801		3.48		337403		3.82		346634		5.93		159112		7.99		0426M02.D
	UPPER LIMIT	503892		3.98		691676		4.32		710600		6.43		326180		8.49		0426M02.D
	LOWER LIMIT	121671		2.98		167014		3.32		171584		5.43		78760		7.49		0426M02.D
	CLIENT ID																	
01	BY09784 LCS	250197		3.48		341833		3.82		355782		5.93		161557		7.99		0426M03.D
02	BY09784 LCSD	247224		3.48		331865		3.82		344487		5.94		156141		7.99		0426M04.D
03	BY09784 BLANK	332428		3.48		454233		3.82		399172		5.93		208504		7.99		0426M07.D
04	BY09784 QC	288767		3.48		395659		3.82		351257		5.93		182378		7.99		0426M11.D
05	B2-1 S-1 HL	290799		3.48		390618		3.82		348099		5.93		183593		7.99		0426M19.D
06	BY09784 MS	227498		3.48		306620		3.82		314745		5.93		146797		7.99		0426M25.D
07	BY09784 MSD	227566		3.48		308287		3.82		320643		5.94		148878		7.99		0426M26.D
08	CCAL 50	241279		3.48		326630		3.82		341224		5.94		161920		7.99		0426M29.D
09																		
10																		
11																		
12																		
13																		
14																		
15																		
16																		
17																		
18																		
19																		
20																		
21																		
22																		

IS1 (PFB) = Pentafluorobenzene
IS2 (DFB) = 1,4-Difluorobenzene
IS3 (CBZ) = Chlorobenzene-d5
IS4 (DCB) = 1,4-Dichlorobenzene-d4

AREA UPPER LIMIT = +100% of internal standard area
AREA LOWER LIMIT = - 50% of internal standard area
RT UPPER LIMIT = +0.50 minutes of internal standard RT
RT LOWER LIMIT = -0.50 minutes of internal standard RT

Column used to flag values outside QC limits with an asterisk.
* Values outside of QC limits.

FORM VIII VOA

8A
VOLATILE INTERNAL STANDARD AREA AND RT SUMMARY

Lab Name: Phoenix Environmental Labs Client:

Lab Code: Phoenix Case No.: SAS No.: SDG No.: GBY06958

Lab File Id: 0426M02.D Date Analyzed: 04/26/17

Instrument ID: CHEM18 Time Analyzed: 9:15

GC Column: rtx-vms ID: 0.18 (mm) Heated Purge:(Y/N) Y

	IS5 (DXN) AREA #	RT #							FILE
12 HOUR STD	8033	4.31							0426M02.D
UPPER LIMIT	NA	NA							0426M02.D
LOWER LIMIT	NA	NA							0426M02.D
CLIENT ID									
01 BY09784 LCS	7984	4.31							0426M03.D
02 BY09784 LCSD	7961	4.30							0426M04.D
03 BY09784 BLANK	9701	4.31							0426M07.D
04 BY09784 QC	7777	4.30							0426M11.D
05 B2-1 S-1 HL	8872	4.30							0426M19.D
06 BY09784 MS	7159	4.31							0426M25.D
07 BY09784 MSD	8755	4.31							0426M26.D
08 CCAL 50	7922	4.31							0426M29.D
09									
10									
11									
12									
13									
14									
15									
16									
17									
18									
19									
20									
21									
22									

IS5 (DXN) = 1,4-Dioxane*D8

Due to the poor response for certain compounds, 1,4-Dioxane-d8 is used as the internal standard for this delivery group.
Note, there are no recovery ranges for this internal standard.

AREA UPPER LIMIT = +100% of internal standard area
AREA LOWER LIMIT = - 50% of internal standard area
RT UPPER LIMIT = +0.50 minutes of internal standard RT
RT LOWER LIMIT = -0.50 minutes of internal standard RT

Column used to flag values outside QC limits with an asterisk.
* Values outside of QC limits.

FORM VIII VOA

1

VOLATILE ORGANICS ANALYSIS DATA SHEET

CLIENT ID: B4-1 S-1 LL

Client: NETC Lab: Phoenix Env. Labs

SDG No.: GBY06958 Lab Sample ID: BY06958

Sample wt/vol: 3.88 (g/mL) g Lab File ID: 0424M23.D

Level: (low/med/meth): Low Date Received: 04/19/17

% Moisture: 21 Date Analyzed: 04/25/17

Instrument: CHEM18 Column: rtx-vms Dilution Factor: 1

Purge Volume 5000 (uL) pH: n.a. Soil Aliquot Vol: 5000 (uL)

Matrix: (soil/water) Soil CONCENTRATION UNITS: (ug/L or ug/Kg) ug/Kg

CAS NO.	COMPOUND	CONC.	Q	MDL/LOD	RL/PQL	R
75-71-8	Dichlorodifluoromethane	2.0	J	0.82	8.2	r
74-87-3	Chloromethane	8.2	U	1.6	8.2	r
75-01-4	Vinyl Chloride	8.2	U	0.82	8.2	r
74-83-9	Bromomethane	8.2	U	3.3	8.2	r
75-00-3	Chloroethane	8.2	U	0.82	8.2	r
75-69-4	Trichlorofluoromethane	53	X	1.6	8.2	
75-35-4	1,1-Dichloroethene	8.2	U	0.82	8.2	r
76-13-1	Trichlorotrifluoroethane	8.2	U	0.82	8.2	r
75-15-0	Carbon Disulfide	8.2	U	1.6	8.2	r
75-09-2	Methylene Chloride	8.2	U	8.2	8.2	r
67-64-1	Acetone	68	S	8.2	41	r
156-60-5	Trans-1,2-Dichloroethene	8.2	U	0.82	8.2	r
1634-04-4	Methyl t-Butyl Ether (MTBE)	16	U	1.6	16	r
75-34-3	1,1-Dichloroethane	8.2	U	1.6	8.2	r
107-13-1	Acrylonitrile	16	U	1.6	16	r
156-59-2	Cis-1,2-Dichloroethene	8.2	U	0.82	8.2	r
594-20-7	2,2-Dichloropropane	8.2	U	0.82	8.2	r
74-97-5	Bromochloromethane	8.2	U	0.82	8.2	r
67-66-3	Chloroform	8.2	U	0.82	8.2	r
56-23-5	Carbon Tetrachloride	8.2	U	1.6	8.2	r
109-99-9	Tetrahydrofuran (THF)	16	U	4.1	16	r
71-55-6	1,1,1-Trichloroethane	8.2	U	0.82	8.2	r
78-93-3	Methyl Ethyl Ketone	49	U	8.2	49	r
563-58-6	1,1-Dichloropropene	8.2	U	0.82	8.2	r
71-43-2	Benzene	8.2	U	0.82	8.2	r
107-06-2	1,2-Dichloroethane	8.2	U	0.82	8.2	r
79-01-6	Trichloroethene	8.2	U	0.82	8.2	r
74-95-3	Dibromomethane	8.2	U	1.6	8.2	r
78-87-5	1,2-dichloropropane	8.2	U	1.6	8.2	r
75-27-4	Bromodichloromethane	8.2	U	1.6	8.2	r
10061-01-5	cis-1,3-Dichloropropene	8.2	U	0.82	8.2	r
108-88-3	Toluene	8.2	U	0.82	8.2	r
108-10-1	4-Methyl-2-Pentanone	41	U	8.2	41	r
127-18-4	Tetrachloroethene	8.2	U	1.6	8.2	r
10061-02-6	trans-1,3-Dichloropropene	8.2	U	0.82	8.2	r
79-00-5	1,1,2-Trichloroethane	8.2	U	1.6	8.2	r

FORM I VOA

r=Result Reported U=Not Detected D=Reported Dilution E/J=Estimated Value X=Not Used S=Lab Solvent

1

VOLATILE ORGANICS ANALYSIS DATA SHEET

CLIENT ID: B4-1 S-1 LL

Client: NETC Lab: Phoenix Env. Labs

SDG No.: GBY06958 Lab Sample ID: BY06958

Sample wt/vol: 3.88 (g/mL) g Lab File ID: 0424M23.D

Level: (low/med/meth): Low Date Received: 04/19/17

% Moisture: 21 Date Analyzed: 04/25/17

Instrument: CHEM18 Column: rtx-vms Dilution Factor: 1

Purge Volume 5000 (uL) pH: n.a. Soil Aliquot Vol: 5000 (uL)

Matrix: (soil/water) Soil CONCENTRATION UNITS: (ug/L or ug/Kg) ug/Kg

CAS NO.	COMPOUND	CONC.	Q	MDL/LOD	RL/PQL	R
124-48-1	Dibromochloromethane	8.2	U	1.6	8.2	r
142-28-9	1,3-Dichloropropane	8.2	U	1.6	8.2	r
106-93-4	1,2-Dibromoethane	8.2	U	0.82	8.2	r
591-78-6	2-Hexanone	41	U	8.2	41	r
108-90-7	Chlorobenzene	8.2	U	0.82	8.2	r
100-41-4	Ethylbenzene	1.3	JX	0.82	8.2	
630-20-6	1,1,1,2-Tetrachloroethane	8.2	U	1.6	8.2	r
179601-23-1	m&p-Xylene	8.2	U	1.6	8.2	r
95-47-6	o-Xylene	8.2	U	1.6	8.2	r
100-42-5	Styrene	8.2	U	0.82	8.2	
75-25-2	Bromoform	8.2	U	1.6	8.2	r
98-82-8	Isopropylbenzene	8.2	U	0.82	8.2	r
108-86-1	Bromobenzene	8.2	U	0.82	8.2	r
103-65-1	n-Propylbenzene	8.2	U	1.6	8.2	r
79-34-5	1,1,2,2-Tetrachloroethane	8.2	U	1.6	8.2	r
95-49-8	2-Chlorotoluene	8.2	U	1.6	8.2	r
108-67-8	1,3,5-Trimethylbenzene	8.2	U	0.82	8.2	r
96-18-4	1,2,3-Trichloropropane	8.2	U	0.82	8.2	r
110-57-6	trans-1,4-Dichloro-2-butene	16	U	4.1	16	r
106-43-4	4-Chlorotoluene	8.2	U	0.82	8.2	r
98-06-6	tert-Butylbenzene	8.2	U	0.82	8.2	r
95-63-6	1,2,4-Trimethylbenzene	8.2	U	0.82	8.2	r
135-98-8	sec-Butylbenzene	8.2	U	0.82	8.2	r
99-87-6	p-Isopropyltoluene	1.5	J	0.82	8.2	r
541-73-1	1,3-Dichlorobenzene	8.2	U	0.82	8.2	r
106-46-7	1,4-Dichlorobenzene	8.2	U	0.82	8.2	r
527-84-4	2-Isopropyltoluene	8.2	U	0.82	8.2	r
104-51-8	n-Butylbenzene	8.2	U	0.82	8.2	r
95-50-1	1,2-Dichlorobenzene	8.2	U	0.82	8.2	r
96-12-8	1,2-Dibromo-3-Chloropropane	8.2	U	1.6	8.2	r
87-68-3	Hexachlorobutadiene	8.2	U	0.82	8.2	r
120-82-1	1,2,4-Trichlorobenzene	8.2	U	1.6	8.2	r
91-20-3	Naphthalene	5.5	JX	1.6	8.2	
87-61-6	1,2,3-Trichlorobenzene	8.2	U	1.6	8.2	r

FORM I VOA

r=Result Reported U=Not Detected D=Reported Dilution E/J=Estimated Value X=Not Used S=Lab Solvent

Quantitation Report (QT Reviewed)

Data Path : H:\V2017\CHEM18\04APR\042417\
Data File : 0424M23.D
Acq On : 25 Apr 2017 12:39 am
Operator :
Client ID : B4-1 S-1 LL
Lab ID : BY06958
ALS Vial : 1 Sample Multiplier: 1

Quant Time: Apr 25 07:51:41 2017
Quant Method : H:\V2017\CHEM18\Methods\VT-M0421.M
Quant Title : VOA Standards for 5 point calibration
QLast Update : Fri Apr 21 13:57:31 2017
Response via : Initial Calibration

Compound	R.T.	QIon	Response	Conc	Units	Dev(Min)
Internal Standards						
1) Pentafluorobenzene	3.485	168	274903	50.000	ug/l	0.00
29) 1,4-Difluorobenzene	3.824	114	384988	50.000	ug/l	0.00
45) Chlorobenzene-d5	5.932	117	297734	50.000	ug/l	0.00
58) 1,4-Dichlorobenzene-d4	7.988	152	105228	50.000	ug/l	0.00
83) 1,4-Dioxane d8	4.306	96	7112	500.000	ug/l	0.00
System Monitoring Compounds						
27) % Dibromofluoromethane	3.218	192	25661	50.991	ug/l	0.00
Spiked Amount 50.000	Range 70 - 130		Recovery = 101.98%			
40) % Toluene-d8	4.750	98	416011	42.345	ug/l	0.00
Spiked Amount 50.000	Range 70 - 130		Recovery = 84.70%			
57) % Bromofluorobenzene	6.968	95	117000	42.622	ug/l	0.00
Spiked Amount 50.000	Range 70 - 130		Recovery = 85.24%			
59) % 1,2-dichlorobenzene-d4	8.390	152	84376	43.634	ug/l	0.00
Spiked Amount 50.000	Range 70 - 130		Recovery = 87.26%			
Target Compounds						Qvalue
2) Dichlorodifluoromethane	1.173	85	3071	1.209	ug/l	98
7) Trichlorofluoromethane	1.664	101	113452	32.216	ug/l	97
13) Acetone	2.282	43	28449	41.901	ug/l	88
51) Ethylbenzene	5.969	106	1919	0.815	ug/l#	68
72) p-Isopropyltoluene	7.867	119	5355	0.935	ug/l	86
81) Naphthalene	10.101	128	12179	3.392	ug/l	98

(#)out of range (m)manual integration reviewed by analyst (+)signals summed

Quantitation Report (QT Reviewed)

Data Path : H:\V2017\CHEM18\04APR\042417\
Data File : 0424M23.D
Acq On : 25 Apr 2017 12:39 am
Operator :
Client ID : B4-1 S-1 LL
Lab ID : BY06958
ALS Vial : 1 Sample Multiplier: 1

Quant Time: Apr 25 07:51:41 2017
Quant Method : H:\V2017\CHEM18\Methods\VT-M0421.M
Quant Title : VOA Standards for 5 point calibration
QLast Update : Fri Apr 21 13:57:31 2017
Response via : Initial Calibration

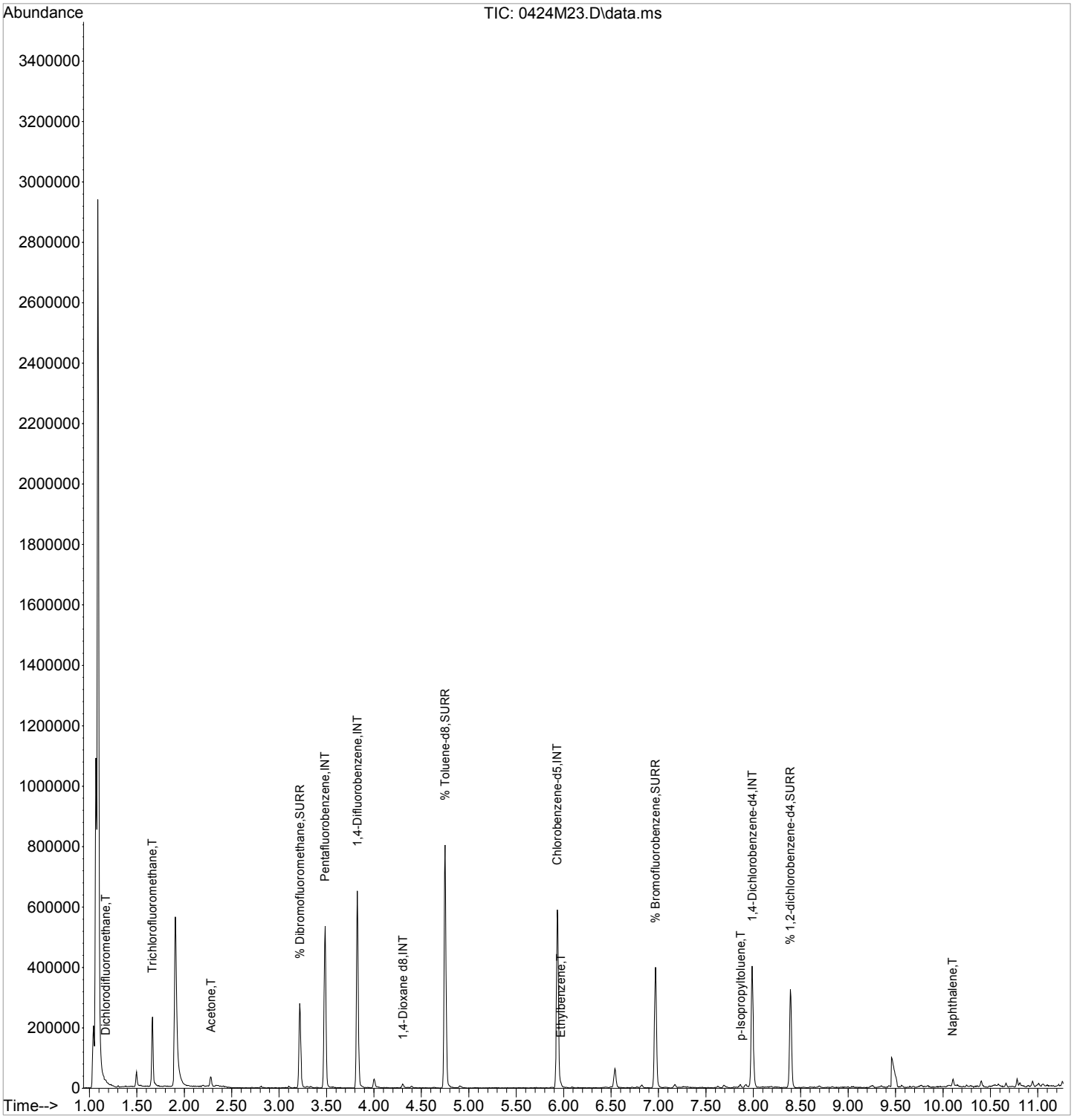

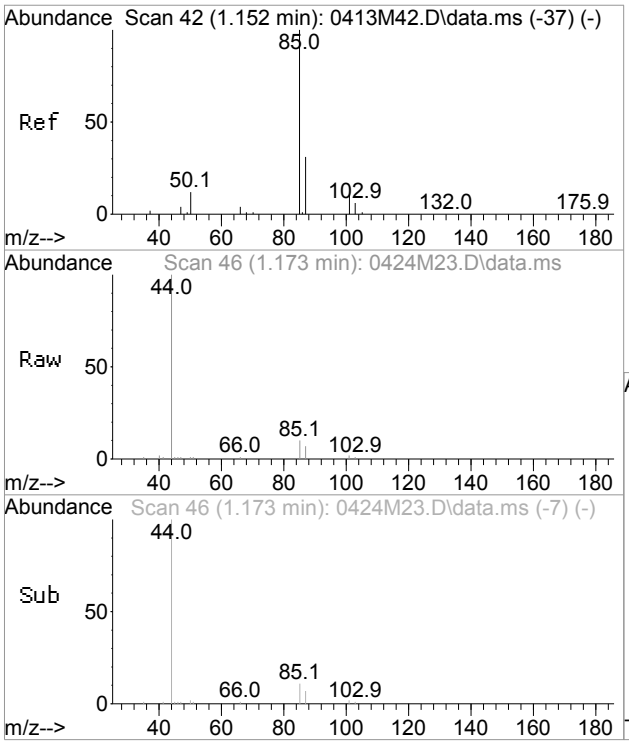

#2
Dichlorodifluoromethane
Concen: 1.21 ug/l
RT: 1.173 min Scan# 46
Delta R.T. 0.005 min
Lab File: 0424M23.D
Acq: 25 Apr 2017 12:39 am

Tgt Ion: 85 Resp: 3071

Ion	Ratio	Lower	Upper
85	100		
87	34.1	3.0	63.0

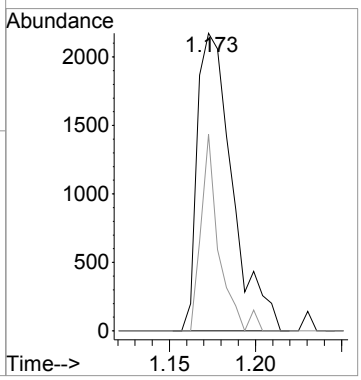

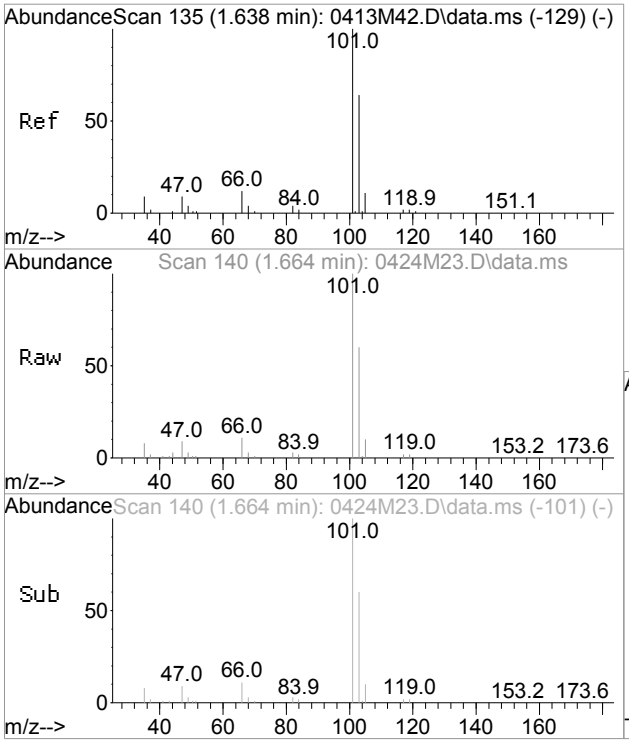

#7
Trichlorofluoromethane
Concen: 32.22 ug/l
RT: 1.664 min Scan# 140
Delta R.T. 0.005 min
Lab File: 0424M23.D
Acq: 25 Apr 2017 12:39 am

Tgt Ion:101 Resp: 113452

Ion	Ratio	Lower	Upper
101	100		
103	62.6	35.3	95.3

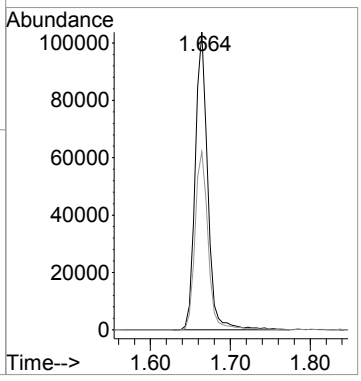

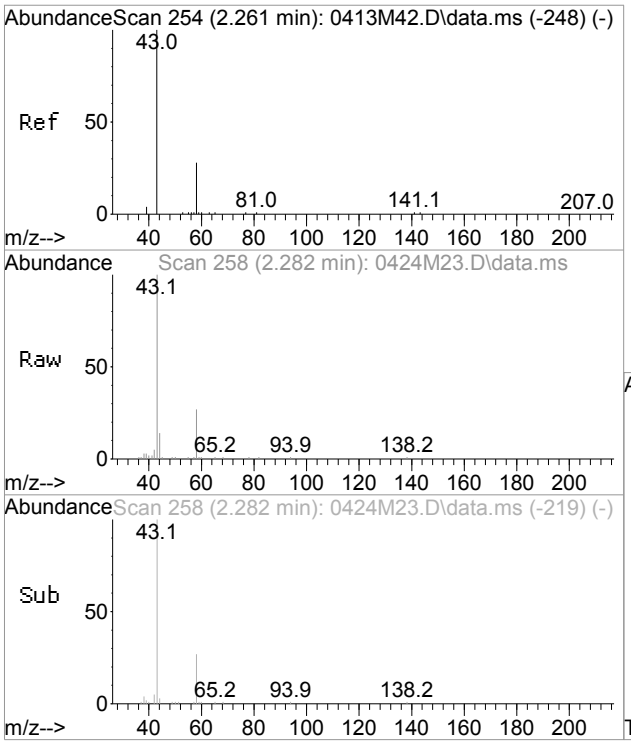

#13
Acetone
Concen: 41.90 ug/l
RT: 2.282 min Scan# 258
Delta R.T. 0.005 min
Lab File: 0424M23.D
Acq: 25 Apr 2017 12:39 am

Tgt Ion: 43 Resp: 28449

Ion	Ratio	Lower	Upper
43	100		
58	29.8	7.2	67.2

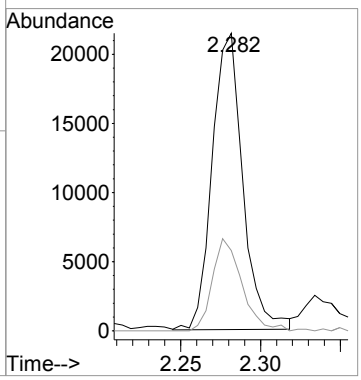

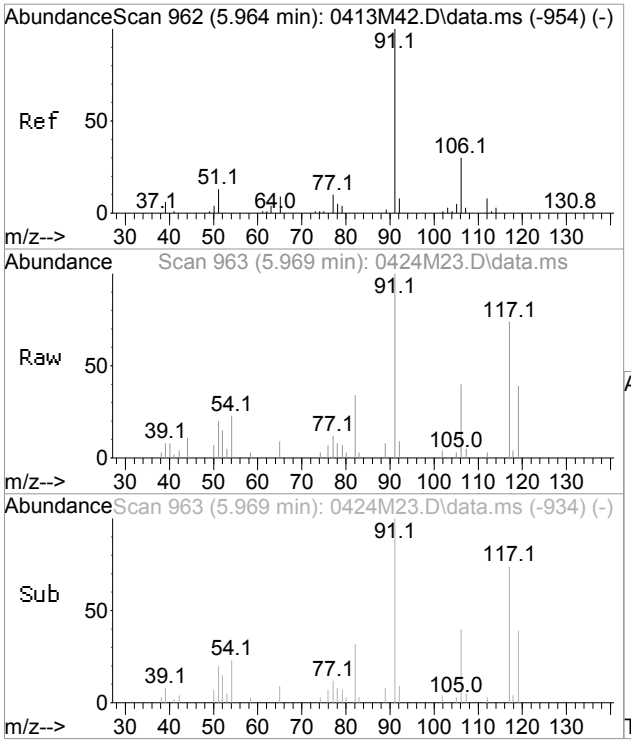

#51
Ethylbenzene
Concen: 0.82 ug/l
RT: 5.969 min Scan# 963
Delta R.T. 0.000 min
Lab File: 0424M23.D
Acq: 25 Apr 2017 12:39 am

Tgt Ion:106 Resp: 1919

Ion	Ratio	Lower	Upper
106	100		
91	236.9	270.7	330.7#

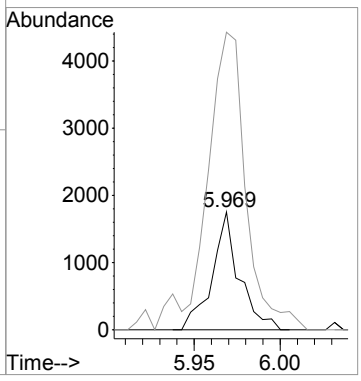

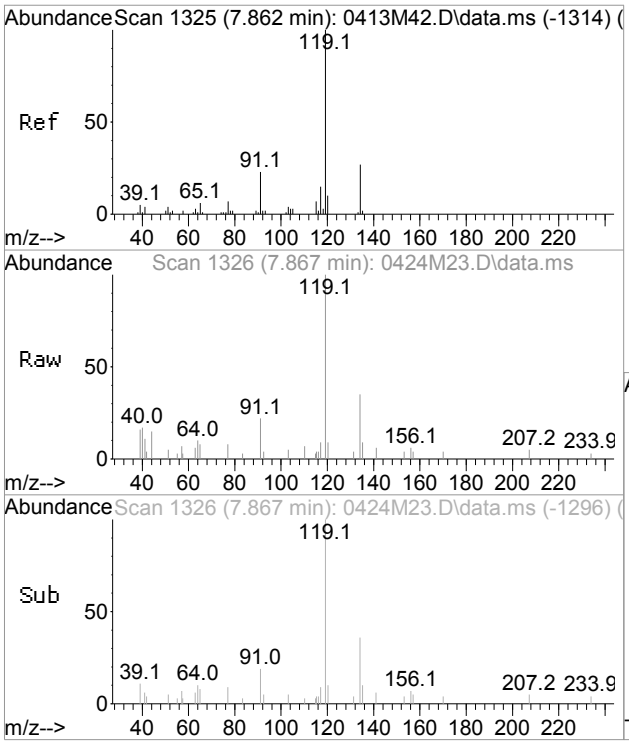

#72
p-Isopropyltoluene
Concen: 0.93 ug/l
RT: 7.867 min Scan# 1326
Delta R.T. 0.005 min
Lab File: 0424M23.D
Acq: 25 Apr 2017 12:39 am

Tgt Ion:119 Resp: 5355

Ion	Ratio	Lower	Upper
119	100		
134	35.1	0.0	58.8
91	27.3	0.0	49.9

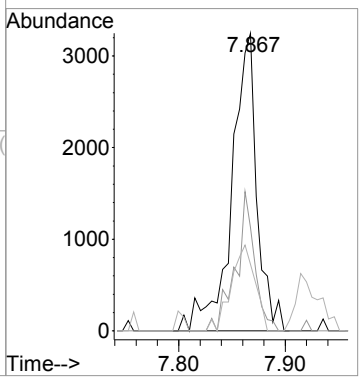

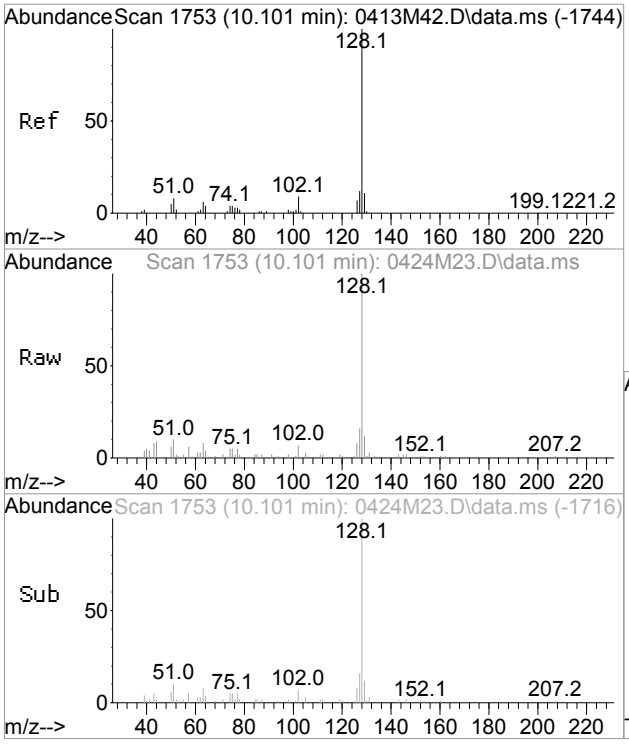

#81
Naphthalene
Concen: 3.39 ug/l
RT: 10.101 min Scan# 1753
Delta R.T. -0.005 min
Lab File: 0424M23.D
Acq: 25 Apr 2017 12:39 am

Tgt Ion:128 Resp: 12179

Ion	Ratio	Lower	Upper
128	100		
102	7.8	0.0	37.1

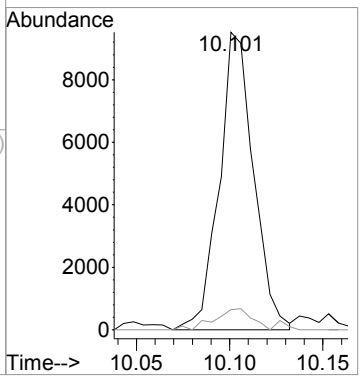

CLIENT ID

VOLATILE ORGANICS ANALYSIS DATA SHEET

B4-1 S-1 HL

Client: NETC Lab: Phoenix Env. Labs

SDG No.: GBY06958 Lab Sample ID: BY06958 50X

Sample wt/vol: 8.21 (g/mL) g Lab File ID: 0425M11.D

Level: (low/med/meth): Meth Date Received: 04/19/17

% Moisture: 21 Date Analyzed: 04/25/17

Instrument: CHEM18 Column: rtx-vms Dilution Factor: 50

Soil Extract Volume 11724 (uL) pH: n.a. Soil Aliquot Vol: 100 (uL)

Matrix: (soil/water) Soil CONCENTRATION UNITS: (ug/L or ug/Kg) ug/Kg

CAS NO.	COMPOUND	CONC.	Q	MDL/LOD	RL/PQL	R
75-71-8	Dichlorodifluoromethane	450	U	45	450	
74-87-3	Chloromethane	450	U	90	450	
75-01-4	Vinyl Chloride	450	U	45	450	
74-83-9	Bromomethane	450	U	180	450	
75-00-3	Chloroethane	450	U	45	450	
75-69-4	Trichlorofluoromethane	810		90	450	r
75-35-4	1,1-Dichloroethene	450	U	45	450	
76-13-1	Trichlorotrifluoroethane	450	U	45	450	
75-15-0	Carbon Disulfide	450	U	90	450	
75-09-2	Methylene Chloride	450	U	450	450	
67-64-1	Acetone	620	JX	450	2300	
156-60-5	Trans-1,2-Dichloroethene	450	U	45	450	
1634-04-4	Methyl t-Butyl Ether (MTBE)	900	U	90	900	
75-34-3	1,1-Dichloroethane	450	U	90	450	
107-13-1	Acrylonitrile	900	U	90	900	
156-59-2	Cis-1,2-Dichloroethene	450	U	45	450	
594-20-7	2,2-Dichloropropane	450	U	45	450	
74-97-5	Bromochloromethane	450	U	45	450	
67-66-3	Chloroform	450	U	45	450	
56-23-5	Carbon Tetrachloride	450	U	90	450	
109-99-9	Tetrahydrofuran (THF)	900	U	230	900	
71-55-6	1,1,1-Trichloroethane	450	U	45	450	
78-93-3	Methyl Ethyl Ketone	2700	U	450	2700	
563-58-6	1,1-Dichloropropene	450	U	45	450	
71-43-2	Benzene	450	U	45	450	
107-06-2	1,2-Dichloroethane	450	U	45	450	
79-01-6	Trichloroethene	450	U	45	450	
74-95-3	Dibromomethane	450	U	90	450	
78-87-5	1,2-dichloropropane	450	U	90	450	
75-27-4	Bromodichloromethane	450	U	90	450	
10061-01-5	cis-1,3-Dichloropropene	450	U	45	450	
108-88-3	Toluene	450	U	45	450	
108-10-1	4-Methyl-2-Pentanone	2300	U	450	2300	
127-18-4	Tetrachloroethene	450	U	90	450	
10061-02-6	trans-1,3-Dichloropropene	450	U	45	450	
79-00-5	1,1,2-Trichloroethane	450	U	90	450	

FORM I VOA

r=Result Reported U=Not Detected D=Reported Dilution E/J=Estimated Value X=Not Used S=Lab Solvent

CLIENT ID

VOLATILE ORGANICS ANALYSIS DATA SHEET

B4-1 S-1 HL

Client: NETC Lab: Phoenix Env. Labs

SDG No.: GBY06958 Lab Sample ID: BY06958 50X

Sample wt/vol: 8.21 (g/mL) g Lab File ID: 0425M11.D

Level: (low/med/meth): Meth Date Received: 04/19/17

% Moisture: 21 Date Analyzed: 04/25/17

Instrument: CHEM18 Column: rtx-vms Dilution Factor: 50

Soil Extract Volume 11724 (uL) pH: n.a. Soil Aliquot Vol: 100 (uL)

Matrix: (soil/water) Soil CONCENTRATION UNITS: (ug/L or ug/Kg) ug/Kg

CAS NO.	COMPOUND	CONC.	Q	MDL/LOD	RL/PQL	R
124-48-1	Dibromochloromethane	450	U	90	450	
142-28-9	1,3-Dichloropropane	450	U	90	450	
106-93-4	1,2-Dibromoethane	450	U	45	450	
591-78-6	2-Hexanone	2300	U	450	2300	
108-90-7	Chlorobenzene	450	U	45	450	
100-41-4	Ethylbenzene	93	J	45	450	r
630-20-6	1,1,1,2-Tetrachloroethane	450	U	90	450	
179601-23-1	m&p-Xylene	450	U	90	450	
95-47-6	o-Xylene	450	U	90	450	
100-42-5	Styrene	120	J	45	450	r
75-25-2	Bromoform	450	U	90	450	
98-82-8	Isopropylbenzene	450	U	45	450	
108-86-1	Bromobenzene	450	U	45	450	
103-65-1	n-Propylbenzene	450	U	90	450	
79-34-5	1,1,2,2-Tetrachloroethane	450	U	90	450	
95-49-8	2-Chlorotoluene	450	U	90	450	
108-67-8	1,3,5-Trimethylbenzene	450	U	45	450	
96-18-4	1,2,3-Trichloropropane	450	U	45	450	
110-57-6	trans-1,4-Dichloro-2-butene	900	U	230	900	
106-43-4	4-Chlorotoluene	450	U	45	450	
98-06-6	tert-Butylbenzene	450	U	45	450	
95-63-6	1,2,4-Trimethylbenzene	450	U	45	450	
135-98-8	sec-Butylbenzene	450	U	45	450	
99-87-6	p-Isopropyltoluene	450	U	45	450	
541-73-1	1,3-Dichlorobenzene	450	U	45	450	
106-46-7	1,4-Dichlorobenzene	450	U	45	450	
527-84-4	2-Isopropyltoluene	450	U	45	450	
104-51-8	n-Butylbenzene	450	U	45	450	
95-50-1	1,2-Dichlorobenzene	450	U	45	450	
96-12-8	1,2-Dibromo-3-Chloropropane	450	U	90	450	
87-68-3	Hexachlorobutadiene	450	U	45	450	
120-82-1	1,2,4-Trichlorobenzene	450	U	90	450	
91-20-3	Naphthalene	150	J	90	450	r
87-61-6	1,2,3-Trichlorobenzene	450	U	90	450	

FORM I VOA

r=Result Reported U=Not Detected D=Reported Dilution E/J=Estimated Value X=Not Used S=Lab Solvent

Quantitation Report (QT Reviewed)

Data Path : H:\V2017\CHEM18\04APR\042517\
Data File : 0425M11.D
Acq On : 25 Apr 2017 12:53 pm
Operator :
Client ID : B4-1 S-1 HL
Lab ID : BY06958 50X
ALS Vial : 1 Sample Multiplier: 1

Quant Time: Apr 25 15:00:30 2017
Quant Method : H:\V2017\CHEM18\Methods\VT-M0421.M
Quant Title : VOA Standards for 5 point calibration
QLast Update : Fri Apr 21 13:57:31 2017
Response via : Initial Calibration

Compound	R.T.	QIon	Response	Conc	Units	Dev(Min)
Internal Standards						
1) Pentafluorobenzene	3.484	168	299941	50.000	ug/l	0.00
29) 1,4-Difluorobenzene	3.824	114	410330	50.000	ug/l	0.00
45) Chlorobenzene-d5	5.932	117	366649	50.000	ug/l	0.00
58) 1,4-Dichlorobenzene-d4	7.988	152	191632	50.000	ug/l	0.00
83) 1,4-Dioxane d8	4.300	96	8016	500.000	ug/l	0.00
System Monitoring Compounds						
27) % Dibromofluoromethane	3.218	192	27298	49.716	ug/l	0.00
Spiked Amount 50.000	Range 70 - 130		Recovery =	99.44%		
40) % Toluene-d8	4.750	98	462661	44.185	ug/l	0.00
Spiked Amount 50.000	Range 70 - 130		Recovery =	88.38%		
57) % Bromofluorobenzene	6.968	95	168899	49.964	ug/l	0.00
Spiked Amount 50.000	Range 70 - 130		Recovery =	99.92%		
59) % 1,2-dichlorobenzene-d4	8.390	152	163747	46.499	ug/l	0.00
Spiked Amount 50.000	Range 70 - 130		Recovery =	93.00%		
Target Compounds						Qvalue
7) Trichlorofluoromethane	1.638	101	34310	8.929	ug/l	99
13) Acetone	2.276	43	5081	6.859	ug/l	91
51) Ethylbenzene	5.969	106	2975	1.026	ug/l	99
55) Styrene	6.497	104	7770	1.325	ug/l	96
81) Naphthalene	10.101	128	11186	1.711	ug/l	95

(#)out of range (m)manual integration reviewed by analyst (+)signals summed

Data Path : H:\V2017\CHEM18\04APR\042517\
Data File : 0425M11.D
Acq On : 25 Apr 2017 12:53 pm
Operator :
Client ID : B4-1 S-1 HL
Lab ID : BY06958 50X
ALS Vial : 1 Sample Multiplier: 1

Quant Time: Apr 25 15:00:30 2017
Quant Method : H:\V2017\CHEM18\Methods\VT-M0421.M
Quant Title : VOA Standards for 5 point calibration
QLast Update : Fri Apr 21 13:57:31 2017
Response via : Initial Calibration

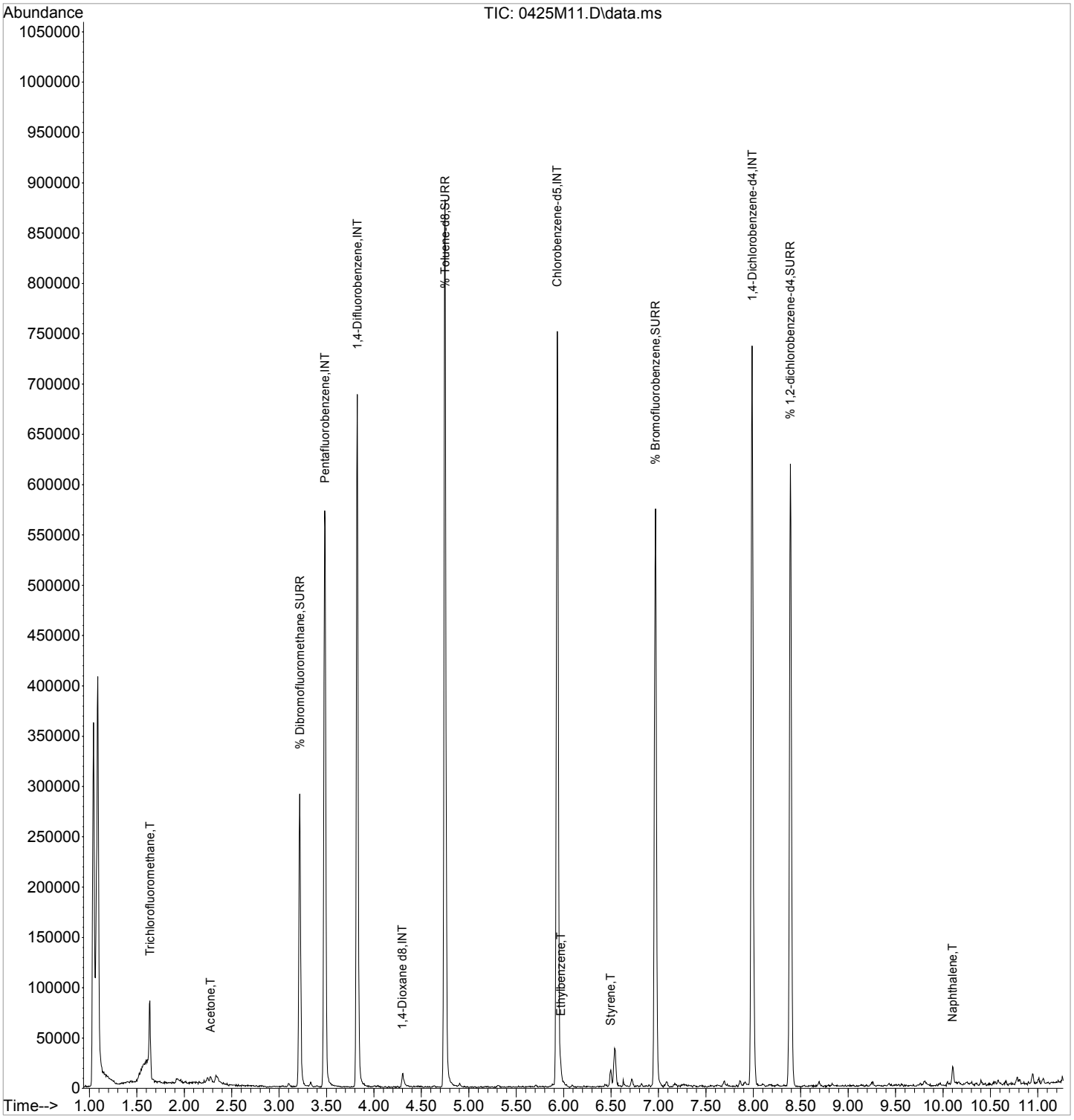

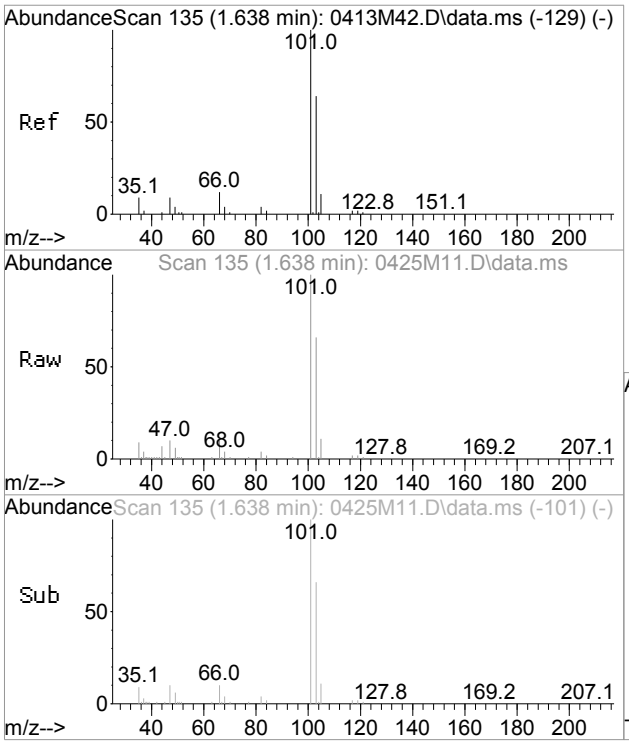

#7
Trichlorofluoromethane
Concen: 8.93 ug/l
RT: 1.638 min Scan# 135
Delta R.T. -0.021 min
Lab File: 0425M11.D
Acq: 25 Apr 2017 12:53 pm

Tgt Ion:101 Resp: 34310

Ion	Ratio	Lower	Upper
101	100		
103	66.1	35.3	95.3

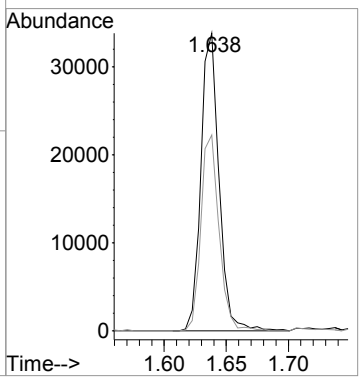

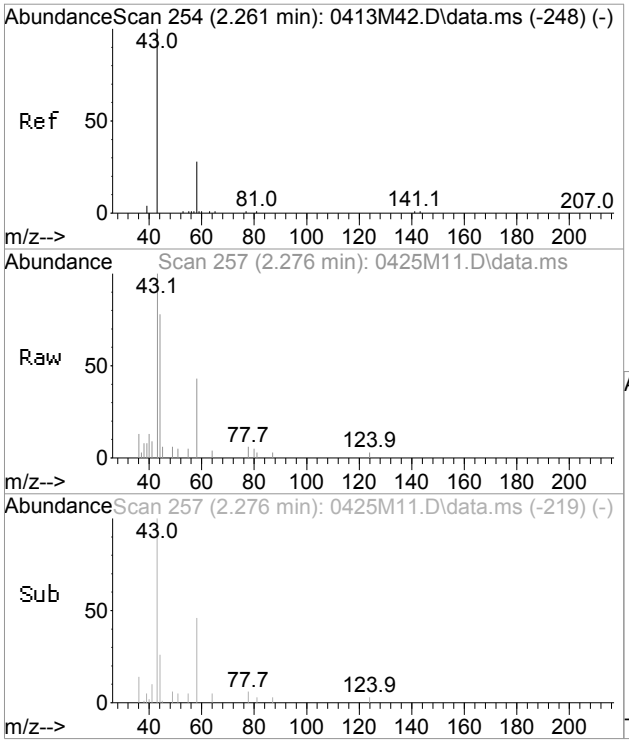

#13
Acetone
Concen: 6.86 ug/l
RT: 2.276 min Scan# 257
Delta R.T. 0.000 min
Lab File: 0425M11.D
Acq: 25 Apr 2017 12:53 pm

Tgt Ion: 43 Resp: 5081

Ion	Ratio	Lower	Upper
43	100		
58	32.1	7.2	67.2

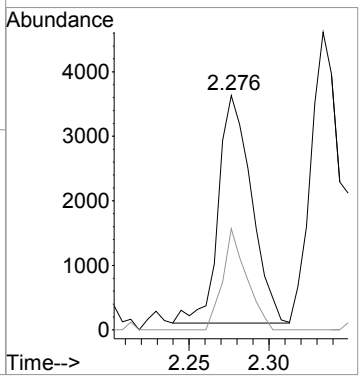



#51
Ethylbenzene
Concen: 1.03 ug/l
RT: 5.969 min Scan# 963
Delta R.T. 0.000 min
Lab File: 0425M11.D
Acq: 25 Apr 2017 12:53 pm

Tgt Ion:106 Resp: 2975

Ion	Ratio	Lower	Upper
106	100		
91	303.6	270.7	330.7

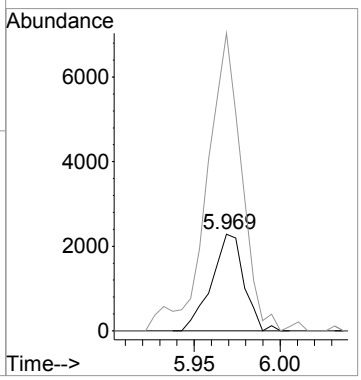

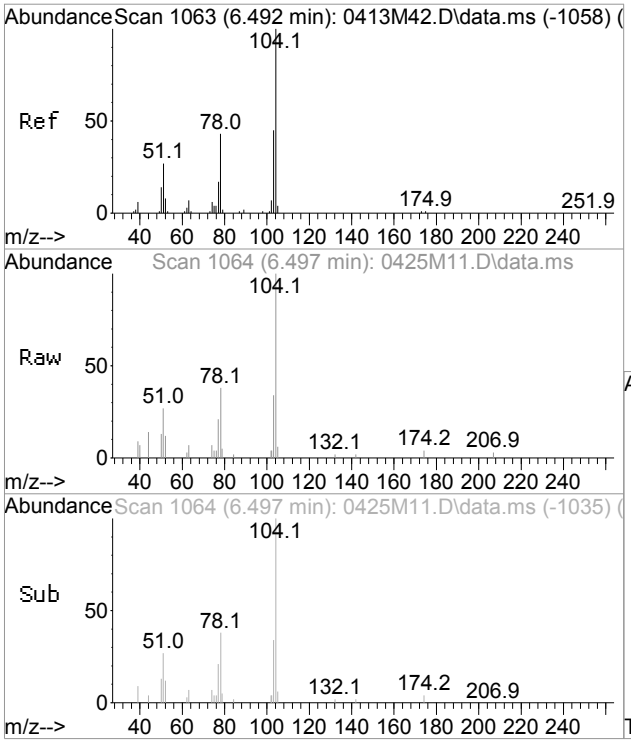

#55
Styrene
Concen: 1.32 ug/l
RT: 6.497 min Scan# 1064
Delta R.T. 0.000 min
Lab File: 0425M11.D
Acq: 25 Apr 2017 12:53 pm

Tgt Ion:104 Resp: 7770

Ion	Ratio	Lower	Upper
104	100		
78	40.0	7.9	67.9

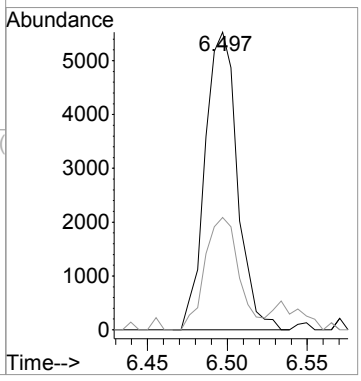

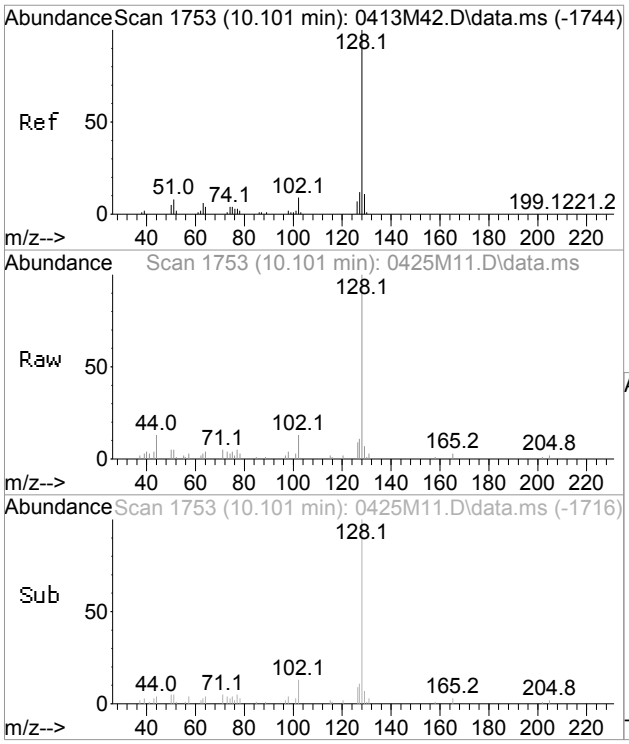

#81
Naphthalene
Concen: 1.71 ug/l
RT: 10.101 min Scan# 1753
Delta R.T. -0.005 min
Lab File: 0425M11.D
Acq: 25 Apr 2017 12:53 pm

Tgt Ion:128 Resp: 11186

Ion	Ratio	Lower	Upper
128	100		
102	9.0	0.0	37.1

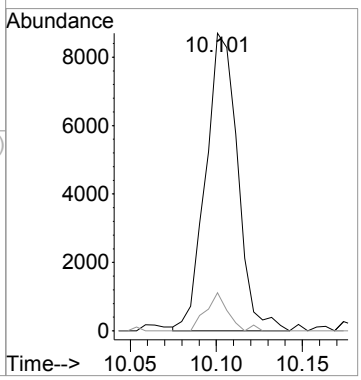

1

VOLATILE ORGANICS ANALYSIS DATA SHEET

CLIENT ID: B4-1 S-2

Client: NETC Lab: Phoenix Env. Labs

SDG No.: GBY06958 Lab Sample ID: BY06959

Sample wt/vol: 4.91 (g/mL) g Lab File ID: 0424M24.D

Level: (low/med/meth): Low Date Received: 04/19/17

% Moisture: 21 Date Analyzed: 04/25/17

Instrument: CHEM18 Column: rtx-vms Dilution Factor: 1

Purge Volume 5000 (uL) pH: n.a. Soil Aliquot Vol: 5000 (uL)

Matrix: (soil/water) Soil CONCENTRATION UNITS: (ug/L or ug/Kg) ug/Kg

CAS NO.	COMPOUND	CONC.	Q	MDL/LOD	RL/PQL	R
75-71-8	Dichlorodifluoromethane	6.5	U	0.65	6.5	r
74-87-3	Chloromethane	6.5	U	1.3	6.5	r
75-01-4	Vinyl Chloride	6.5	U	0.65	6.5	r
74-83-9	Bromomethane	6.5	U	2.6	6.5	r
75-00-3	Chloroethane	6.5	U	0.65	6.5	r
75-69-4	Trichlorofluoromethane	6.5	U	1.3	6.5	r
75-35-4	1,1-Dichloroethene	6.5	U	0.65	6.5	r
76-13-1	Trichlorotrifluoroethane	6.5	U	0.65	6.5	r
75-15-0	Carbon Disulfide	1.4	J	1.3	6.5	r
75-09-2	Methylene Chloride	6.5	U	6.5	6.5	r
67-64-1	Acetone	20	JS	6.5	32	r
156-60-5	Trans-1,2-Dichloroethene	6.5	U	0.65	6.5	r
1634-04-4	Methyl t-Butyl Ether (MTBE)	13	U	1.3	13	r
75-34-3	1,1-Dichloroethane	6.5	U	1.3	6.5	r
107-13-1	Acrylonitrile	13	U	1.3	13	r
156-59-2	Cis-1,2-Dichloroethene	6.5	U	0.65	6.5	r
594-20-7	2,2-Dichloropropane	6.5	U	0.65	6.5	r
74-97-5	Bromochloromethane	6.5	U	0.65	6.5	r
67-66-3	Chloroform	6.5	U	0.65	6.5	r
56-23-5	Carbon Tetrachloride	6.5	U	1.3	6.5	r
109-99-9	Tetrahydrofuran (THF)	13	U	3.2	13	r
71-55-6	1,1,1-Trichloroethane	6.5	U	0.65	6.5	r
78-93-3	Methyl Ethyl Ketone	39	U	6.5	39	r
563-58-6	1,1-Dichloropropene	6.5	U	0.65	6.5	r
71-43-2	Benzene	6.5	U	0.65	6.5	r
107-06-2	1,2-Dichloroethane	6.5	U	0.65	6.5	r
79-01-6	Trichloroethene	6.5	U	0.65	6.5	r
74-95-3	Dibromomethane	6.5	U	1.3	6.5	r
78-87-5	1,2-dichloropropane	6.5	U	1.3	6.5	r
75-27-4	Bromodichloromethane	6.5	U	1.3	6.5	r
10061-01-5	cis-1,3-Dichloropropene	6.5	U	0.65	6.5	r
108-88-3	Toluene	6.5	U	0.65	6.5	r
108-10-1	4-Methyl-2-Pentanone	32	U	6.5	32	r
127-18-4	Tetrachloroethene	6.5	U	1.3	6.5	r
10061-02-6	trans-1,3-Dichloropropene	6.5	U	0.65	6.5	r
79-00-5	1,1,2-Trichloroethane	6.5	U	1.3	6.5	r

FORM I VOA

r=Result Reported U=Not Detected D=Reported Dilution E/J=Estimated Value X=Not Used S=Lab Solvent

1

CLIENT ID

VOLATILE ORGANICS ANALYSIS DATA SHEET

B4-1 S-2

Client: NETC Lab: Phoenix Env. Labs

SDG No.: GBY06958 Lab Sample ID: BY06959

Sample wt/vol: 4.91 (g/mL) g Lab File ID: 0424M24.D

Level: (low/med/meth): Low Date Received: 04/19/17

% Moisture: 21 Date Analyzed: 04/25/17

Instrument: CHEM18 Column: rtx-vms Dilution Factor: 1

Purge Volume 5000 (uL) pH: n.a. Soil Aliquot Vol: 5000 (uL)

Matrix: (soil/water) Soil CONCENTRATION UNITS: (ug/L or ug/Kg) ug/Kg

CAS NO.	COMPOUND	CONC.	Q	MDL/LOD	RL/PQL	R
124-48-1	Dibromochloromethane	6.5	U	1.3	6.5	r
142-28-9	1,3-Dichloropropane	6.5	U	1.3	6.5	r
106-93-4	1,2-Dibromoethane	6.5	U	0.65	6.5	r
591-78-6	2-Hexanone	32	U	6.5	32	r
108-90-7	Chlorobenzene	6.5	U	0.65	6.5	r
100-41-4	Ethylbenzene	6.5	U	0.65	6.5	r
630-20-6	1,1,1,2-Tetrachloroethane	6.5	U	1.3	6.5	r
179601-23-1	m&p-Xylene	6.5	U	1.3	6.5	r
95-47-6	o-Xylene	6.5	U	1.3	6.5	r
100-42-5	Styrene	6.5	U	0.65	6.5	r
75-25-2	Bromoform	6.5	U	1.3	6.5	r
98-82-8	Isopropylbenzene	6.5	U	0.65	6.5	r
108-86-1	Bromobenzene	6.5	U	0.65	6.5	r
103-65-1	n-Propylbenzene	6.5	U	1.3	6.5	r
79-34-5	1,1,2,2-Tetrachloroethane	6.5	U	1.3	6.5	r
95-49-8	2-Chlorotoluene	6.5	U	1.3	6.5	r
108-67-8	1,3,5-Trimethylbenzene	6.5	U	0.65	6.5	r
96-18-4	1,2,3-Trichloropropane	6.5	U	0.65	6.5	r
110-57-6	trans-1,4-Dichloro-2-butene	13	U	3.2	13	r
106-43-4	4-Chlorotoluene	6.5	U	0.65	6.5	r
98-06-6	tert-Butylbenzene	6.5	U	0.65	6.5	r
95-63-6	1,2,4-Trimethylbenzene	6.5	U	0.65	6.5	r
135-98-8	sec-Butylbenzene	6.5	U	0.65	6.5	r
99-87-6	p-Isopropyltoluene	6.5	U	0.65	6.5	r
541-73-1	1,3-Dichlorobenzene	6.5	U	0.65	6.5	r
106-46-7	1,4-Dichlorobenzene	6.5	U	0.65	6.5	r
527-84-4	2-Isopropyltoluene	6.5	U	0.65	6.5	r
104-51-8	n-Butylbenzene	6.5	U	0.65	6.5	r
95-50-1	1,2-Dichlorobenzene	6.5	U	0.65	6.5	r
96-12-8	1,2-Dibromo-3-Chloropropane	6.5	U	1.3	6.5	r
87-68-3	Hexachlorobutadiene	6.5	U	0.65	6.5	r
120-82-1	1,2,4-Trichlorobenzene	6.5	U	1.3	6.5	r
91-20-3	Naphthalene	6.5	U	1.3	6.5	r
87-61-6	1,2,3-Trichlorobenzene	6.5	U	1.3	6.5	r

FORM I VOA

r=Result Reported U=Not Detected D=Reported Dilution E/J=Estimated Value X=Not Used S=Lab Solvent

Quantitation Report (QT Reviewed)

Data Path : H:\V2017\CHEM18\04APR\042417\
Data File : 0424M24.D
Acq On : 25 Apr 2017 1:02 am
Operator :
Client ID : B4-1 S-2
Lab ID : BY06959
ALS Vial : 1 Sample Multiplier: 1

Quant Time: Apr 25 07:51:43 2017
Quant Method : H:\V2017\CHEM18\Methods\VT-M0421.M
Quant Title : VOA Standards for 5 point calibration
QLast Update : Fri Apr 21 13:57:31 2017
Response via : Initial Calibration

Compound	R.T.	QIon	Response	Conc	Units	Dev(Min)
Internal Standards						
1) Pentafluorobenzene	3.485	168	336214	50.000	ug/l	0.00
29) 1,4-Difluorobenzene	3.825	114	459438	50.000	ug/l	0.00
45) Chlorobenzene-d5	5.932	117	406640	50.000	ug/l	0.00
58) 1,4-Dichlorobenzene-d4	7.988	152	210030	50.000	ug/l	0.00
83) 1,4-Dioxane d8	4.300	96	8642	500.000	ug/l	0.00
System Monitoring Compounds						
27) % Dibromofluoromethane	3.218	192	32100	52.154	ug/l	0.00
Spiked Amount 50.000	Range 70 - 130		Recovery = 104.30%			
40) % Toluene-d8	4.750	98	514614	43.894	ug/l	0.00
Spiked Amount 50.000	Range 70 - 130		Recovery = 87.78%			
57) % Bromofluorobenzene	6.968	95	189695	50.597	ug/l	0.00
Spiked Amount 50.000	Range 70 - 130		Recovery = 101.20%			
59) % 1,2-dichlorobenzene-d4	8.391	152	180168	46.680	ug/l	0.00
Spiked Amount 50.000	Range 70 - 130		Recovery = 93.36%			
Target Compounds						Qvalue
10) Carbon Disulfide	1.968	76	7633	1.064	ug/l	94
13) Acetone	2.276	43	13180	15.872	ug/l	91

(#)out of range (m)manual integration reviewed by analyst (+)signals summed

Quantitation Report (QT Reviewed)

Data Path : H:\V2017\CHEM18\04APR\042417\
Data File : 0424M24.D
Acq On : 25 Apr 2017 1:02 am
Operator :
Client ID : B4-1 S-2
Lab ID : BY06959
ALS Vial : 1 Sample Multiplier: 1

Quant Time: Apr 25 07:51:43 2017
Quant Method : H:\V2017\CHEM18\Methods\VT-M0421.M
Quant Title : VOA Standards for 5 point calibration
QLast Update : Fri Apr 21 13:57:31 2017
Response via : Initial Calibration



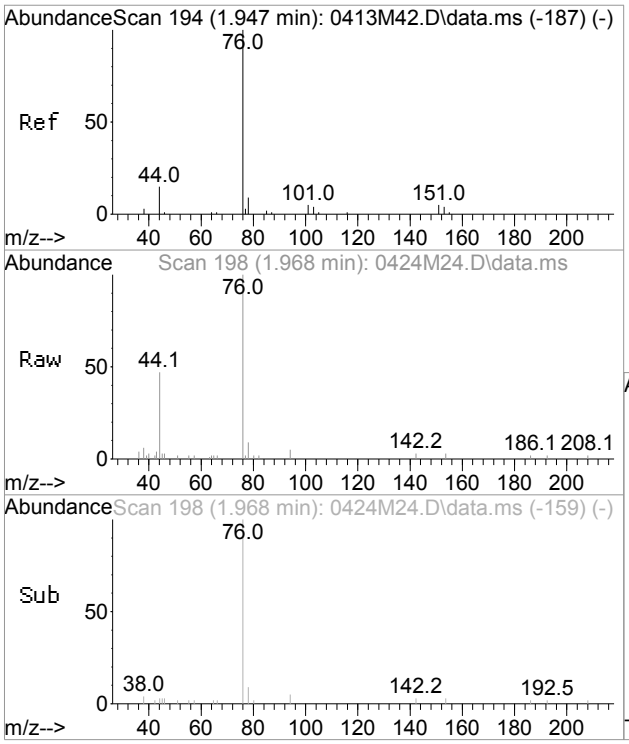

#10
Carbon Disulfide
Concen: 1.06 ug/l
RT: 1.968 min Scan# 198
Delta R.T. 0.005 min
Lab File: 0424M24.D
Acq: 25 Apr 2017 1:02 am

Tgt Ion: 76 Resp: 7633

Ion	Ratio	Lower	Upper
76	100		
78	12.2	0.0	40.1

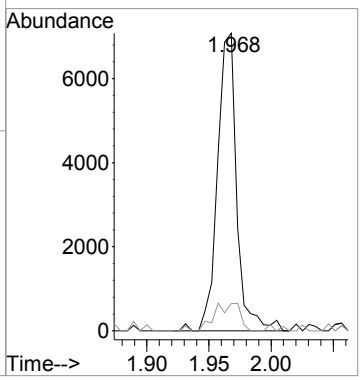

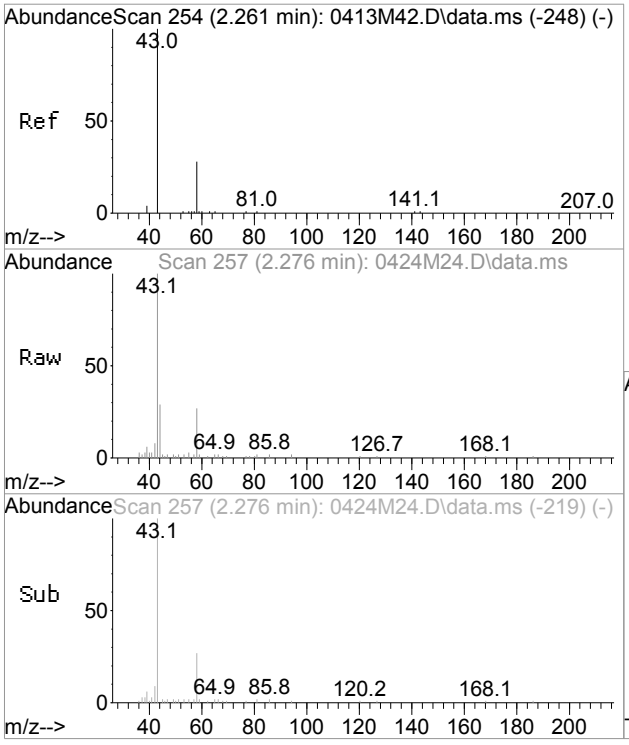

#13
Acetone
Concen: 15.87 ug/l
RT: 2.276 min Scan# 257
Delta R.T. 0.000 min
Lab File: 0424M24.D
Acq: 25 Apr 2017 1:02 am

Tgt Ion: 43 Resp: 13180

Ion	Ratio	Lower	Upper
43	100		
58	31.6	7.2	67.2

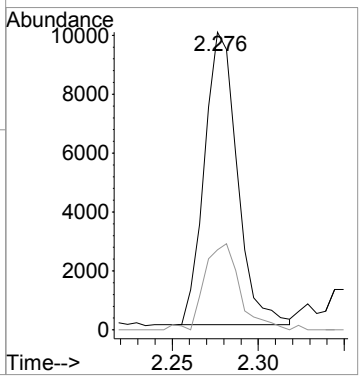

1

VOLATILE ORGANICS ANALYSIS DATA SHEET

CLIENT ID: B3-2 S-1 LL

Client: NETC Lab: Phoenix Env. Labs

SDG No.: GBY06958 Lab Sample ID: BY06961

Sample wt/vol: 3.67 (g/mL) g Lab File ID: 0424M25.D

Level: (low/med/meth): Low Date Received: 04/19/17

% Moisture: 22 Date Analyzed: 04/25/17

Instrument: CHEM18 Column: rtx-vms Dilution Factor: 1

Purge Volume 5000 (uL) pH: n.a. Soil Aliquot Vol: 5000 (uL)

Matrix: (soil/water) Soil CONCENTRATION UNITS: (ug/L or ug/Kg) ug/Kg

CAS NO.	COMPOUND	CONC.	Q	MDL/LOD	RL/PQL	R
75-71-8	Dichlorodifluoromethane	3.3	J	0.87	8.7	r
74-87-3	Chloromethane	8.7	U	1.7	8.7	r
75-01-4	Vinyl Chloride	8.7	U	0.87	8.7	r
74-83-9	Bromomethane	8.7	U	3.5	8.7	r
75-00-3	Chloroethane	8.7	U	0.87	8.7	r
75-69-4	Trichlorofluoromethane	440	X	1.7	8.7	
75-35-4	1,1-Dichloroethene	8.7	U	0.87	8.7	r
76-13-1	Trichlorotrifluoroethane	8.7	U	0.87	8.7	r
75-15-0	Carbon Disulfide	8.7	U	1.7	8.7	r
75-09-2	Methylene Chloride	8.7	U	8.7	8.7	r
67-64-1	Acetone	75	S	8.7	44	r
156-60-5	Trans-1,2-Dichloroethene	8.7	U	0.87	8.7	r
1634-04-4	Methyl t-Butyl Ether (MTBE)	17	U	1.7	17	r
75-34-3	1,1-Dichloroethane	8.7	U	1.7	8.7	r
107-13-1	Acrylonitrile	17	U	1.7	17	r
156-59-2	Cis-1,2-Dichloroethene	8.7	U	0.87	8.7	r
594-20-7	2,2-Dichloropropane	8.7	U	0.87	8.7	r
74-97-5	Bromochloromethane	8.7	U	0.87	8.7	r
67-66-3	Chloroform	8.7	U	0.87	8.7	r
56-23-5	Carbon Tetrachloride	8.7	U	1.7	8.7	
109-99-9	Tetrahydrofuran (THF)	17	U	4.4	17	r
71-55-6	1,1,1-Trichloroethane	8.7	U	0.87	8.7	r
78-93-3	Methyl Ethyl Ketone	11	J	8.7	52	r
563-58-6	1,1-Dichloropropene	8.7	U	0.87	8.7	r
71-43-2	Benzene	8.7	U	0.87	8.7	r
107-06-2	1,2-Dichloroethane	2.0	J	0.87	8.7	r
79-01-6	Trichloroethene	8.7	U	0.87	8.7	r
74-95-3	Dibromomethane	8.7	U	1.7	8.7	r
78-87-5	1,2-dichloropropane	8.7	U	1.7	8.7	r
75-27-4	Bromodichloromethane	8.7	U	1.7	8.7	r
10061-01-5	cis-1,3-Dichloropropene	8.7	U	0.87	8.7	r
108-88-3	Toluene	8.7	U	0.87	8.7	r
108-10-1	4-Methyl-2-Pentanone	44	U	8.7	44	r
127-18-4	Tetrachloroethene	8.7	U	1.7	8.7	r
10061-02-6	trans-1,3-Dichloropropene	8.7	U	0.87	8.7	r
79-00-5	1,1,2-Trichloroethane	8.7	U	1.7	8.7	r

FORM I VOA

r=Result Reported U=Not Detected D=Reported Dilution E/J=Estimated Value X=Not Used S=Lab Solvent

VOLATILE ORGANICS ANALYSIS DATA SHEET

CLIENT ID: B3-2 S-1 LL

Client: NETC Lab: Phoenix Env. Labs

SDG No.: GBY06958 Lab Sample ID: BY06961

Sample wt/vol: 3.67 (g/mL) g Lab File ID: 0424M25.D

Level: (low/med/meth): Low Date Received: 04/19/17

% Moisture: 22 Date Analyzed: 04/25/17

Instrument: CHEM18 Column: rtx-vms Dilution Factor: 1

Purge Volume 5000 (uL) pH: n.a. Soil Aliquot Vol: 5000 (uL)

Matrix: (soil/water) Soil CONCENTRATION UNITS: (ug/L or ug/Kg) ug/Kg

CAS NO.	COMPOUND	CONC.	Q	MDL/LOD	RL/PQL	R
124-48-1	Dibromochloromethane	8.7	U	1.7	8.7	r
142-28-9	1,3-Dichloropropane	8.7	U	1.7	8.7	r
106-93-4	1,2-Dibromoethane	8.7	U	0.87	8.7	r
591-78-6	2-Hexanone	44	U	8.7	44	r
108-90-7	Chlorobenzene	8.7	U	0.87	8.7	
100-41-4	Ethylbenzene	1.5	J	0.87	8.7	r
630-20-6	1,1,1,2-Tetrachloroethane	8.7	U	1.7	8.7	r
179601-23-1	m&p-Xylene	8.7	U	1.7	8.7	r
95-47-6	o-Xylene	8.7	U	1.7	8.7	r
100-42-5	Styrene	1.1	J	0.87	8.7	r
75-25-2	Bromoform	8.7	U	1.7	8.7	r
98-82-8	Isopropylbenzene	8.7	U	0.87	8.7	
108-86-1	Bromobenzene	8.7	U	0.87	8.7	
103-65-1	n-Propylbenzene	8.7	U	1.7	8.7	
79-34-5	1,1,2,2-Tetrachloroethane	8.7	U	1.7	8.7	
95-49-8	2-Chlorotoluene	8.7	U	1.7	8.7	
108-67-8	1,3,5-Trimethylbenzene	8.7	U	0.87	8.7	
96-18-4	1,2,3-Trichloropropane	8.7	U	0.87	8.7	
110-57-6	trans-1,4-Dichloro-2-butene	17	U	4.4	17	
106-43-4	4-Chlorotoluene	8.7	U	0.87	8.7	
98-06-6	tert-Butylbenzene	8.7	U	0.87	8.7	
95-63-6	1,2,4-Trimethylbenzene	8.7	U	0.87	8.7	
135-98-8	sec-Butylbenzene	8.7	U	0.87	8.7	
99-87-6	p-Isopropyltoluene	8.7	U	0.87	8.7	
541-73-1	1,3-Dichlorobenzene	8.7	U	0.87	8.7	
106-46-7	1,4-Dichlorobenzene	8.7	U	0.87	8.7	
527-84-4	2-Isopropyltoluene	8.7	U	0.87	8.7	
104-51-8	n-Butylbenzene	8.7	U	0.87	8.7	
95-50-1	1,2-Dichlorobenzene	8.7	U	0.87	8.7	
96-12-8	1,2-Dibromo-3-Chloropropane	8.7	U	1.7	8.7	
87-68-3	Hexachlorobutadiene	8.7	U	0.87	8.7	
120-82-1	1,2,4-Trichlorobenzene	8.7	U	1.7	8.7	
91-20-3	Naphthalene	2.4	JX	1.7	8.7	
87-61-6	1,2,3-Trichlorobenzene	8.7	U	1.7	8.7	

FORM I VOA

r=Result Reported U=Not Detected D=Reported Dilution E/J=Estimated Value X=Not Used S=Lab Solvent

Quantitation Report (QT Reviewed)

Data Path : H:\V2017\CHEM18\04APR\042417\
Data File : 0424M25.D
Acq On : 25 Apr 2017 1:24 am
Operator :
Client ID : B3-2 S-1 LL
Lab ID : BY06961
ALS Vial : 1 Sample Multiplier: 1

Quant Time: Apr 25 07:51:45 2017
Quant Method : H:\V2017\CHEM18\Methods\VT-M0421.M
Quant Title : VOA Standards for 5 point calibration
QLast Update : Fri Apr 21 13:57:31 2017
Response via : Initial Calibration

Compound	R.T.	QIon	Response	Conc	Units	Dev(Min)
Internal Standards						
1) Pentafluorobenzene	3.485	168	254495	50.000	ug/l	0.00
29) 1,4-Difluorobenzene	3.824	114	358355	50.000	ug/l	0.00
45) Chlorobenzene-d5	5.938	117	248572	50.000	ug/l	0.00
58) 1,4-Dichlorobenzene-d4	7.993	152	79049	50.000	ug/l	0.00
83) 1,4-Dioxane d8	4.300	96	5936	500.000	ug/l	0.00
System Monitoring Compounds						
27) % Dibromofluoromethane	3.218	192	24321	52.204	ug/l	0.00
Spiked Amount 50.000	Range 70 - 130		Recovery = 104.40%			
40) % Toluene-d8	4.750	98	373176	40.808	ug/l	0.00
Spiked Amount 50.000	Range 70 - 130		Recovery = 81.62%			
57) % Bromofluorobenzene	6.968	95	93321	40.720	ug/l	0.00
Spiked Amount 50.000	Range 70 - 130		Recovery = 81.44%			
59) % 1,2-dichlorobenzene-d4	8.390	152	68270	46.997	ug/l	0.00
Spiked Amount 50.000	Range 70 - 130		Recovery = 94.00%			
Target Compounds						Qvalue
2) Dichlorodifluoromethane	1.173	85	4412	1.875	ug/l	91
7) Trichlorofluoromethane	1.664	101	822634	252.325	ug/l	99
13) Acetone	2.276	43	27109	43.129	ug/l	89
28) Methyl Ethyl Ketone	3.301	43	4880	6.369	ug/l	72
32) 1,2-Dichloroethane	3.584	62	2910	1.144	ug/l	72
51) Ethylbenzene	5.969	106	1662	0.846	ug/l#	46
55) Styrene	6.497	104	2519	0.633	ug/l	95
81) Naphthalene	10.106	128	3654	1.355	ug/l	97

(#)out of range (m)manual integration reviewed by analyst (+)signals summed

Quantitation Report (QT Reviewed)

Data Path : H:\V2017\CHEM18\04APR\042417\
Data File : 0424M25.D
Acq On : 25 Apr 2017 1:24 am
Operator :
Client ID : B3-2 S-1 LL
Lab ID : BY06961
ALS Vial : 1 Sample Multiplier: 1

Quant Time: Apr 25 07:51:45 2017
Quant Method : H:\V2017\CHEM18\Methods\VT-M0421.M
Quant Title : VOA Standards for 5 point calibration
QLast Update : Fri Apr 21 13:57:31 2017
Response via : Initial Calibration

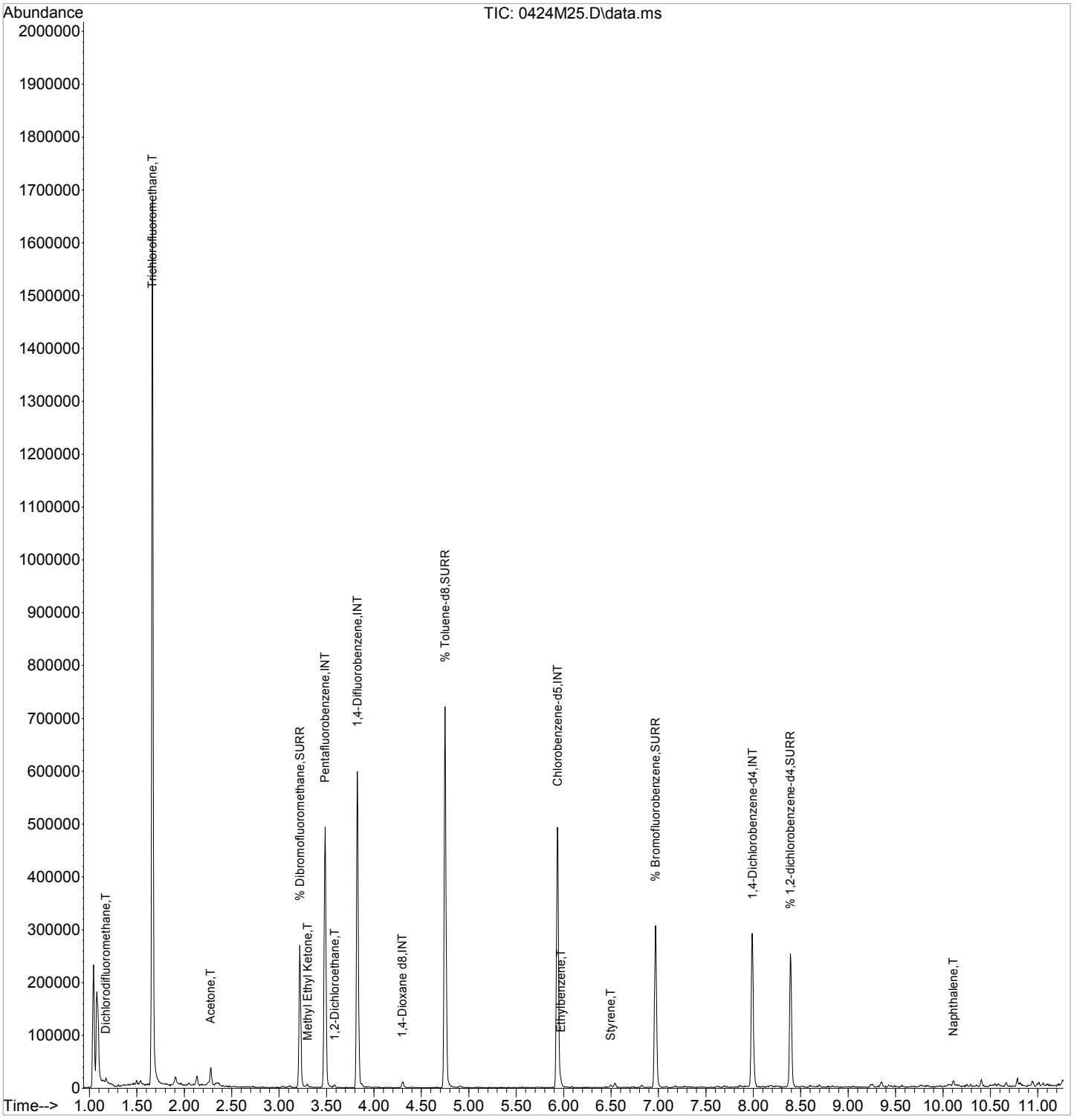

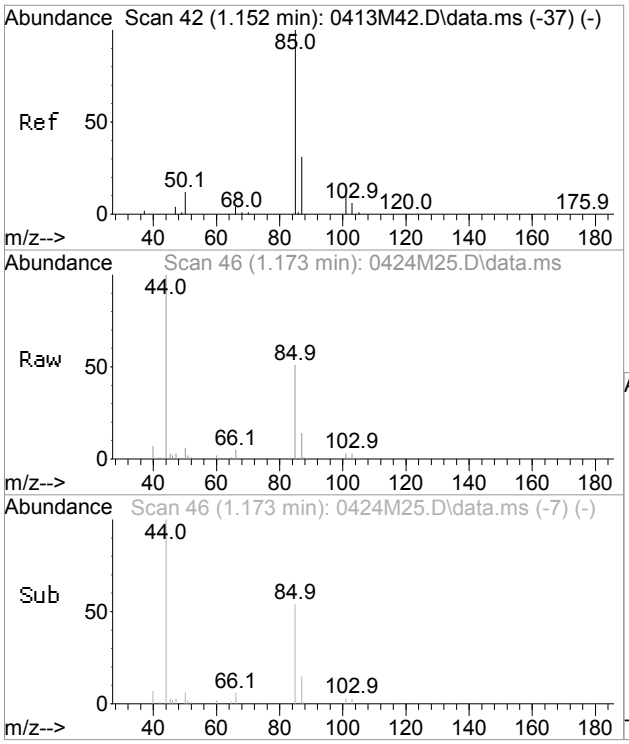

#2
Dichlorodifluoromethane
Concen: 1.88 ug/l
RT: 1.173 min Scan# 46
Delta R.T. 0.005 min
Lab File: 0424M25.D
Acq: 25 Apr 2017 1:24 am

Tgt Ion: 85 Resp: 4412

Ion	Ratio	Lower	Upper
85	100		
87	38.3	3.0	63.0

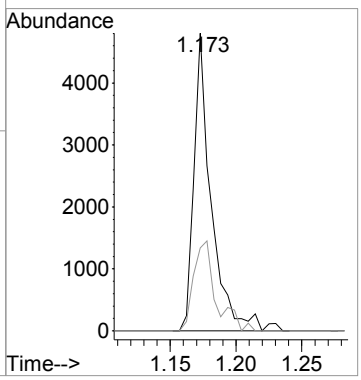

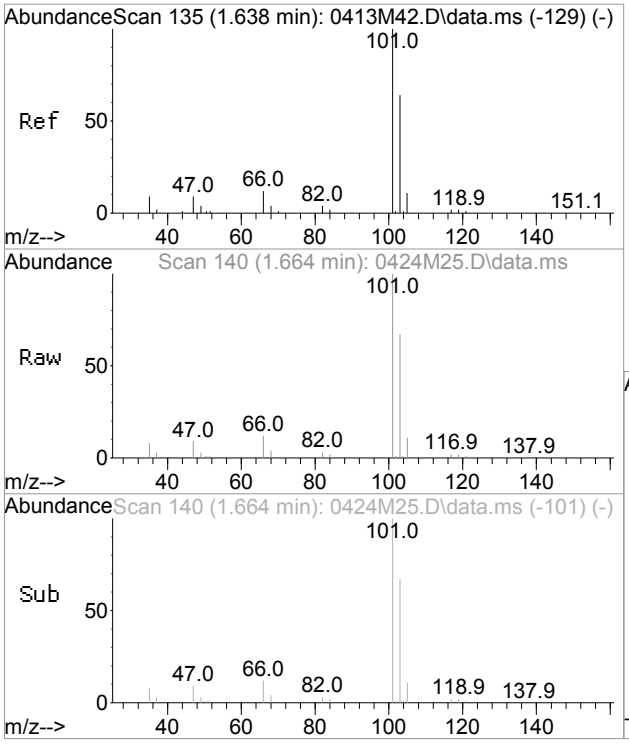

#7
Trichlorofluoromethane
Concen: 252.33 ug/l
RT: 1.664 min Scan# 140
Delta R.T. 0.005 min
Lab File: 0424M25.D
Acq: 25 Apr 2017 1:24 am

Tgt Ion:101 Resp: 822634

Ion	Ratio	Lower	Upper
101	100		
103	65.9	35.3	95.3

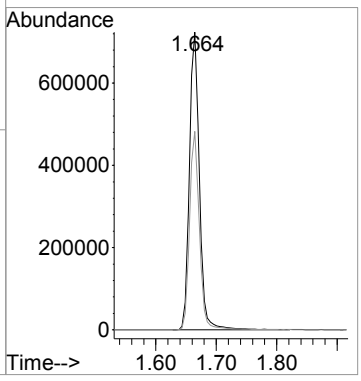

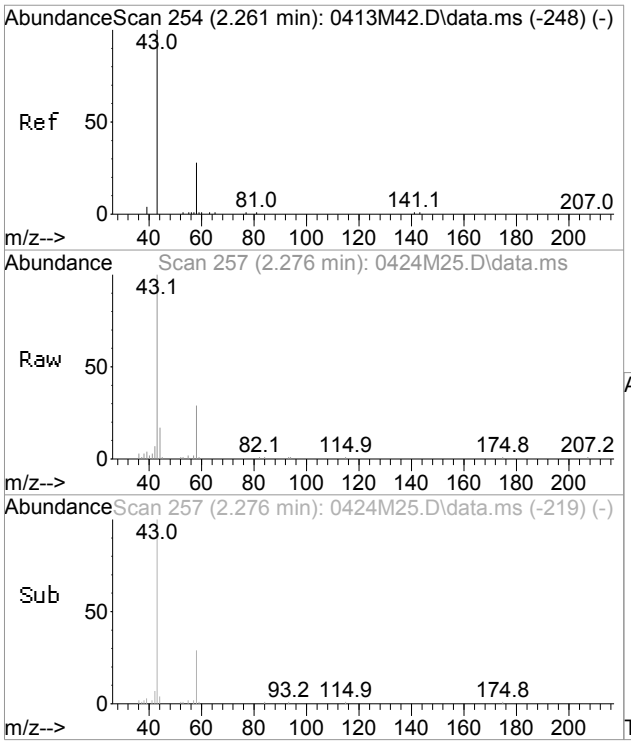

#13
Acetone
Concen: 43.13 ug/l
RT: 2.276 min Scan# 257
Delta R.T. 0.000 min
Lab File: 0424M25.D
Acq: 25 Apr 2017 1:24 am

Tgt Ion: 43 Resp: 27109

Ion	Ratio	Lower	Upper
43	100		
58	30.7	7.2	67.2

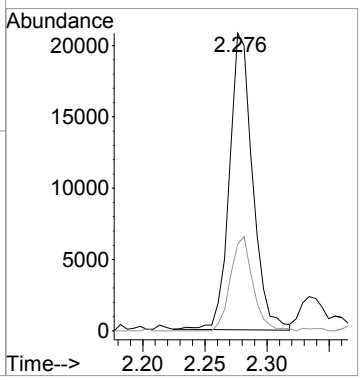

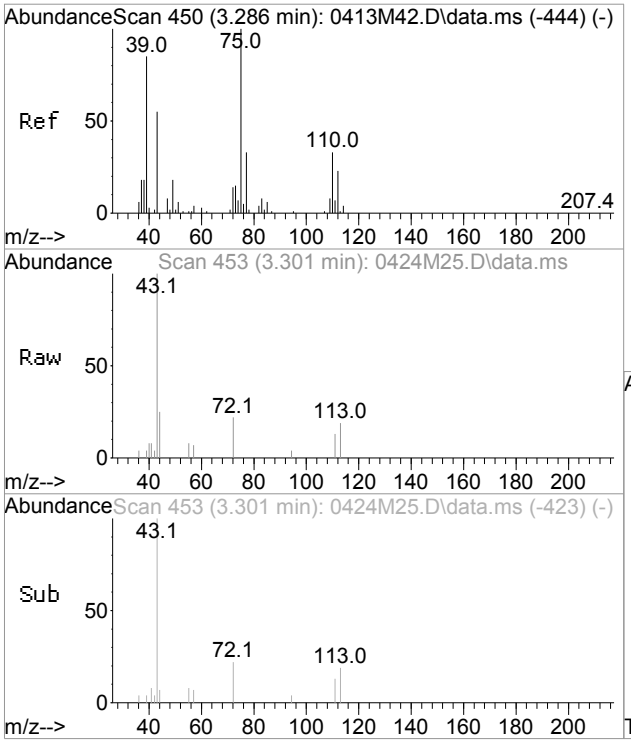

#28
Methyl Ethyl Ketone
Concen: 6.37 ug/l
RT: 3.301 min Scan# 453
Delta R.T. 0.005 min
Lab File: 0424M25.D
Acq: 25 Apr 2017 1:24 am

Tgt Ion: 43 Resp: 4880

Ion	Ratio	Lower	Upper
43	100		
72	18.9	5.4	65.4

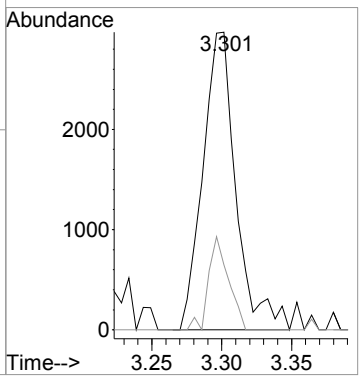

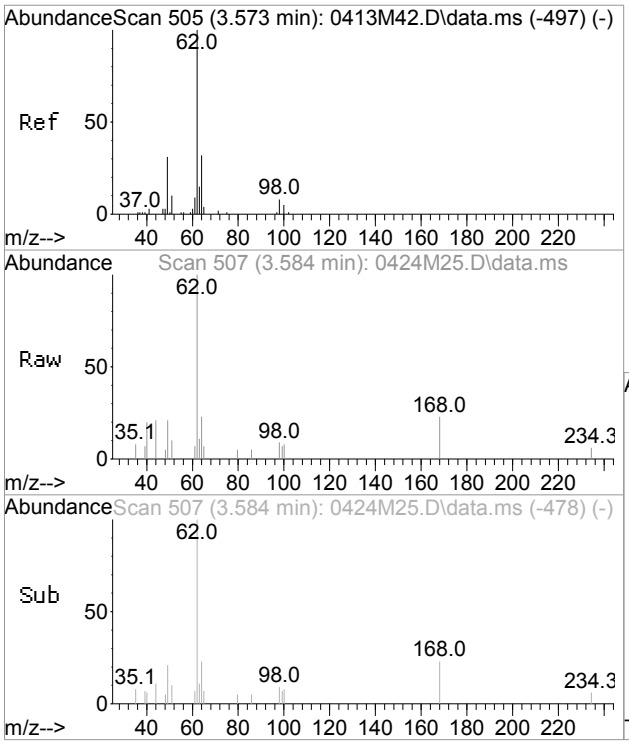

#32
1,2-Dichloroethane
Concen: 1.14 ug/l
RT: 3.584 min Scan# 507
Delta R.T. 0.000 min
Lab File: 0424M25.D
Acq: 25 Apr 2017 1:24 am

Tgt Ion: 62 Resp: 2910

Ion	Ratio	Lower	Upper
62	100		
98	0.0	0.0	40.3

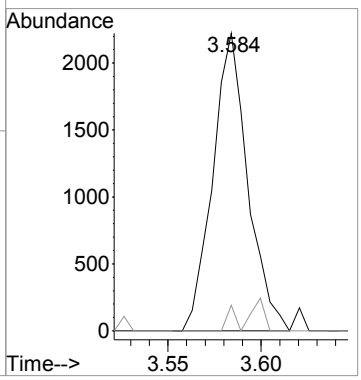

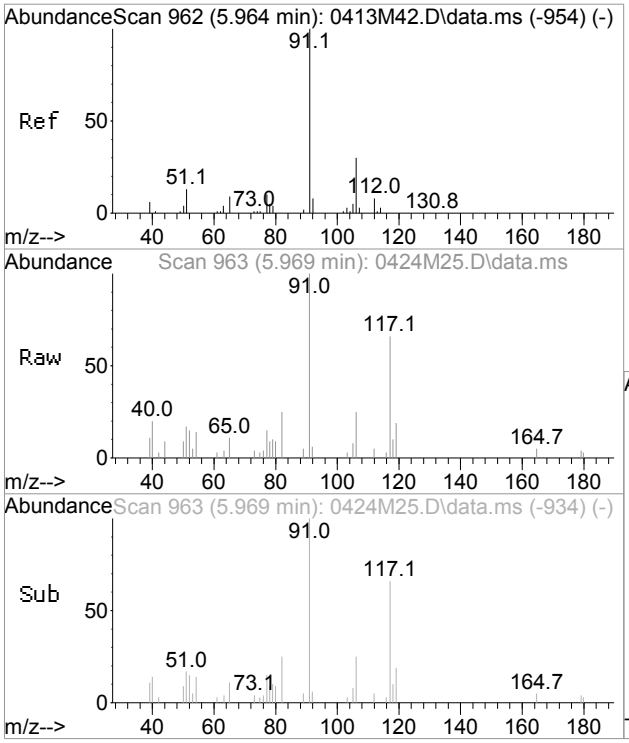

#51
Ethylbenzene
Concen: 0.85 ug/l
RT: 5.969 min Scan# 963
Delta R.T. 0.000 min
Lab File: 0424M25.D
Acq: 25 Apr 2017 1:24 am

Tgt Ion:106 Resp: 1662

Ion	Ratio	Lower	Upper
106	100		
91	406.1	270.7	330.7#

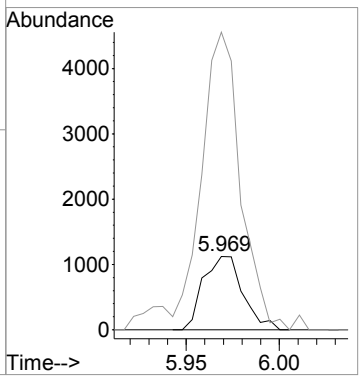

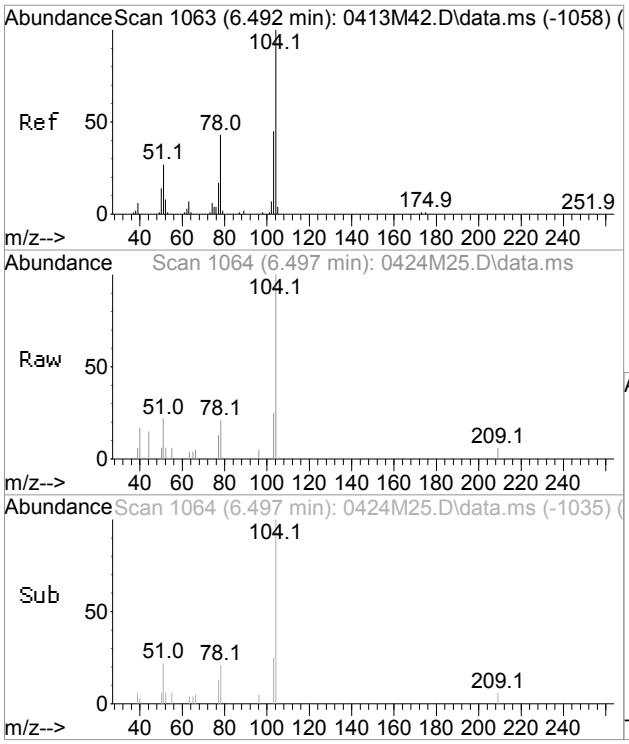

#55
Styrene
Concen: 0.63 ug/l
RT: 6.497 min Scan# 1064
Delta R.T. 0.000 min
Lab File: 0424M25.D
Acq: 25 Apr 2017 1:24 am

Tgt Ion:104 Resp: 2519

Ion	Ratio	Lower	Upper
104	100		
78	35.1	7.9	67.9

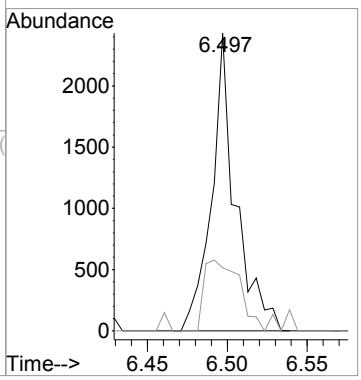

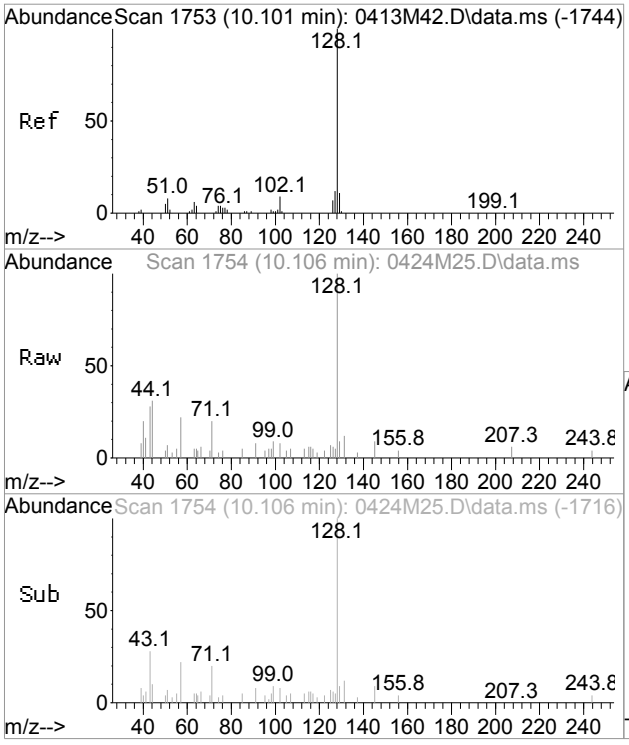

#81
Naphthalene
Concen: 1.35 ug/l
RT: 10.106 min Scan# 1754
Delta R.T. 0.000 min
Lab File: 0424M25.D
Acq: 25 Apr 2017 1:24 am

Tgt Ion:128 Resp: 3654

Ion	Ratio	Lower	Upper
128	100		
102	8.3	0.0	37.1

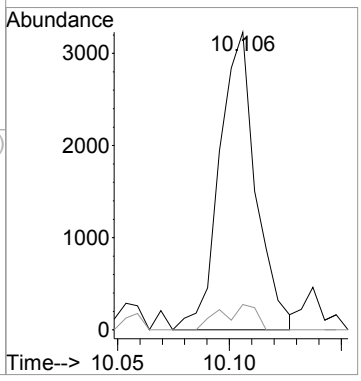

CLIENT ID

VOLATILE ORGANICS ANALYSIS DATA SHEET

B3-2 S-1 HL

Client: NETC Lab: Phoenix Env. Labs

SDG No.: GBY06958 Lab Sample ID: BY06961 50X

Sample wt/vol: 6.62 (g/mL) g Lab File ID: 0425M12.D

Level: (low/med/meth): Meth Date Received: 04/19/17

% Moisture: 22 Date Analyzed: 04/25/17

Instrument: CHEM18 Column: rtx-vms Dilution Factor: 50

Soil Extract Volume 11456 (uL) pH: n.a. Soil Aliquot Vol: 100 (uL)

Matrix: (soil/water) Soil CONCENTRATION UNITS: (ug/L or ug/Kg) ug/Kg

CAS NO.	COMPOUND	CONC.	Q	MDL/LOD	RL/PQL	R
75-71-8	Dichlorodifluoromethane	550	U	55	550	
74-87-3	Chloromethane	550	U	110	550	
75-01-4	Vinyl Chloride	550	U	55	550	
74-83-9	Bromomethane	550	U	220	550	
75-00-3	Chloroethane	550	U	55	550	
75-69-4	Trichlorofluoromethane	10000		110	550	r
75-35-4	1,1-Dichloroethene	550	U	55	550	
76-13-1	Trichlorotrifluoroethane	550	U	55	550	
75-15-0	Carbon Disulfide	550	U	110	550	
75-09-2	Methylene Chloride	550	U	550	550	
67-64-1	Acetone	900	JX	550	2800	
156-60-5	Trans-1,2-Dichloroethene	550	U	55	550	
1634-04-4	Methyl t-Butyl Ether (MTBE)	1100	U	110	1100	
75-34-3	1,1-Dichloroethane	550	U	110	550	
107-13-1	Acrylonitrile	1100	U	110	1100	
156-59-2	Cis-1,2-Dichloroethene	550	U	55	550	
594-20-7	2,2-Dichloropropane	550	U	55	550	
74-97-5	Bromochloromethane	550	U	55	550	
67-66-3	Chloroform	550	U	55	550	
56-23-5	Carbon Tetrachloride	640		110	550	r
109-99-9	Tetrahydrofuran (THF)	1100	U	280	1100	
71-55-6	1,1,1-Trichloroethane	550	U	55	550	
78-93-3	Methyl Ethyl Ketone	3300	U	550	3300	
563-58-6	1,1-Dichloropropene	550	U	55	550	
71-43-2	Benzene	550	U	55	550	
107-06-2	1,2-Dichloroethane	550	U	55	550	
79-01-6	Trichloroethene	550	U	55	550	
74-95-3	Dibromomethane	550	U	110	550	
78-87-5	1,2-dichloropropane	550	U	110	550	
75-27-4	Bromodichloromethane	550	U	110	550	
10061-01-5	cis-1,3-Dichloropropene	550	U	55	550	
108-88-3	Toluene	550	U	55	550	
108-10-1	4-Methyl-2-Pentanone	2800	U	550	2800	
127-18-4	Tetrachloroethene	550	U	110	550	
10061-02-6	trans-1,3-Dichloropropene	550	U	55	550	
79-00-5	1,1,2-Trichloroethane	550	U	110	550	

FORM I VOA

r=Result Reported U=Not Detected D=Reported Dilution E/J=Estimated Value X=Not Used S=Lab Solvent

CLIENT ID

VOLATILE ORGANICS ANALYSIS DATA SHEET

B3-2 S-1 HL

Client: NETC Lab: Phoenix Env. Labs

SDG No.: GBY06958 Lab Sample ID: BY06961 50X

Sample wt/vol: 6.62 (g/mL) g Lab File ID: 0425M12.D

Level: (low/med/meth): Meth Date Received: 04/19/17

% Moisture: 22 Date Analyzed: 04/25/17

Instrument: CHEM18 Column: rtx-vms Dilution Factor: 50

Soil Extract Volume 11456 (uL) pH: n.a. Soil Aliquot Vol: 100 (uL)

Matrix: (soil/water) Soil CONCENTRATION UNITS: (ug/L or ug/Kg) ug/Kg

CAS NO.	COMPOUND	CONC.	Q	MDL/LOD	RL/PQL	R
124-48-1	Dibromochloromethane	550	U	110	550	
142-28-9	1,3-Dichloropropane	550	U	110	550	
106-93-4	1,2-Dibromoethane	550	U	55	550	
591-78-6	2-Hexanone	2800	U	550	2800	
108-90-7	Chlorobenzene	92	J	55	550	r
100-41-4	Ethylbenzene	550	U	55	550	
630-20-6	1,1,1,2-Tetrachloroethane	550	U	110	550	
179601-23-1	m&p-Xylene	550	U	110	550	
95-47-6	o-Xylene	550	U	110	550	
100-42-5	Styrene	550	U	55	550	
75-25-2	Bromoform	550	U	110	550	
98-82-8	Isopropylbenzene	550	U	55	550	r
108-86-1	Bromobenzene	550	U	55	550	r
103-65-1	n-Propylbenzene	550	U	110	550	r
79-34-5	1,1,2,2-Tetrachloroethane	550	U	110	550	r
95-49-8	2-Chlorotoluene	550	U	110	550	r
108-67-8	1,3,5-Trimethylbenzene	550	U	55	550	r
96-18-4	1,2,3-Trichloropropane	550	U	55	550	r
110-57-6	trans-1,4-Dichloro-2-butene	1100	U	280	1100	r
106-43-4	4-Chlorotoluene	550	U	55	550	r
98-06-6	tert-Butylbenzene	550	U	55	550	r
95-63-6	1,2,4-Trimethylbenzene	550	U	55	550	r
135-98-8	sec-Butylbenzene	550	U	55	550	r
99-87-6	p-Isopropyltoluene	550	U	55	550	r
541-73-1	1,3-Dichlorobenzene	550	U	55	550	r
106-46-7	1,4-Dichlorobenzene	550	U	55	550	r
527-84-4	2-Isopropyltoluene	550	U	55	550	r
104-51-8	n-Butylbenzene	550	U	55	550	r
95-50-1	1,2-Dichlorobenzene	550	U	55	550	r
96-12-8	1,2-Dibromo-3-Chloropropane	550	U	110	550	r
87-68-3	Hexachlorobutadiene	91	J	55	550	r
120-82-1	1,2,4-Trichlorobenzene	550	U	110	550	r
91-20-3	Naphthalene	230	J	110	550	r
87-61-6	1,2,3-Trichlorobenzene	550	U	110	550	r

FORM I VOA

r=Result Reported U=Not Detected D=Reported Dilution E/J=Estimated Value X=Not Used S=Lab Solvent

Quantitation Report (QT Reviewed)

Data Path : H:\V2017\CHEM18\04APR\042517\
Data File : 0425M12.D
Acq On : 25 Apr 2017 1:16 pm
Operator :
Client ID : B3-2 S-1 HL
Lab ID : BY06961 50X
ALS Vial : 1 Sample Multiplier: 1

Quant Time: Apr 25 15:01:12 2017
Quant Method : H:\V2017\CHEM18\Methods\VT-M0421.M
Quant Title : VOA Standards for 5 point calibration
QLast Update : Fri Apr 21 13:57:31 2017
Response via : Initial Calibration

Compound	R.T.	QIon	Response	Conc	Units	Dev(Min)
Internal Standards						
1) Pentafluorobenzene	3.484	168	303612	50.000	ug/l	0.00
29) 1,4-Difluorobenzene	3.824	114	413107	50.000	ug/l	0.00
45) Chlorobenzene-d5	5.932	117	365137	50.000	ug/l	0.00
58) 1,4-Dichlorobenzene-d4	7.988	152	191687	50.000	ug/l	0.00
83) 1,4-Dioxane d8	4.306	96	8726	500.000	ug/l	0.00
System Monitoring Compounds						
27) % Dibromofluoromethane	3.218	192	26840	48.291	ug/l	0.00
Spiked Amount 50.000	Range 70 - 130		Recovery = 96.58%			
40) % Toluene-d8	4.750	98	465163	44.125	ug/l	0.00
Spiked Amount 50.000	Range 70 - 130		Recovery = 88.26%			
57) % Bromofluorobenzene	6.968	95	170807	50.738	ug/l	0.00
Spiked Amount 50.000	Range 70 - 130		Recovery = 101.48%			
59) % 1,2-dichlorobenzene-d4	8.390	152	166860	47.369	ug/l	0.00
Spiked Amount 50.000	Range 70 - 130		Recovery = 94.74%			
Target Compounds						Qvalue
7) Trichlorofluoromethane	1.638	101	362350	93.163	ug/l	100
13) Acetone	2.282	43	6085	8.115	ug/l	86
24) Carbon Tetrachloride	3.197	117	14813	5.743	ug/l	99
50) Chlorobenzene	5.948	112	4553	0.825	ug/l	69
79) Hexachlorobutadiene	9.808	225	1646	0.821	ug/l	81
81) Naphthalene	10.106	128	13720	2.097	ug/l	96

(#)out of range (m)manual integration reviewed by analyst (+)signals summed

Data Path : H:\V2017\CHEM18\04APR\042517\
Data File : 0425M12.D
Acq On : 25 Apr 2017 1:16 pm
Operator :
Client ID : B3-2 S-1 HL
Lab ID : BY06961 50X
ALS Vial : 1 Sample Multiplier: 1

Quant Time: Apr 25 15:01:12 2017
Quant Method : H:\V2017\CHEM18\Methods\VT-M0421.M
Quant Title : VOA Standards for 5 point calibration
QLast Update : Fri Apr 21 13:57:31 2017
Response via : Initial Calibration

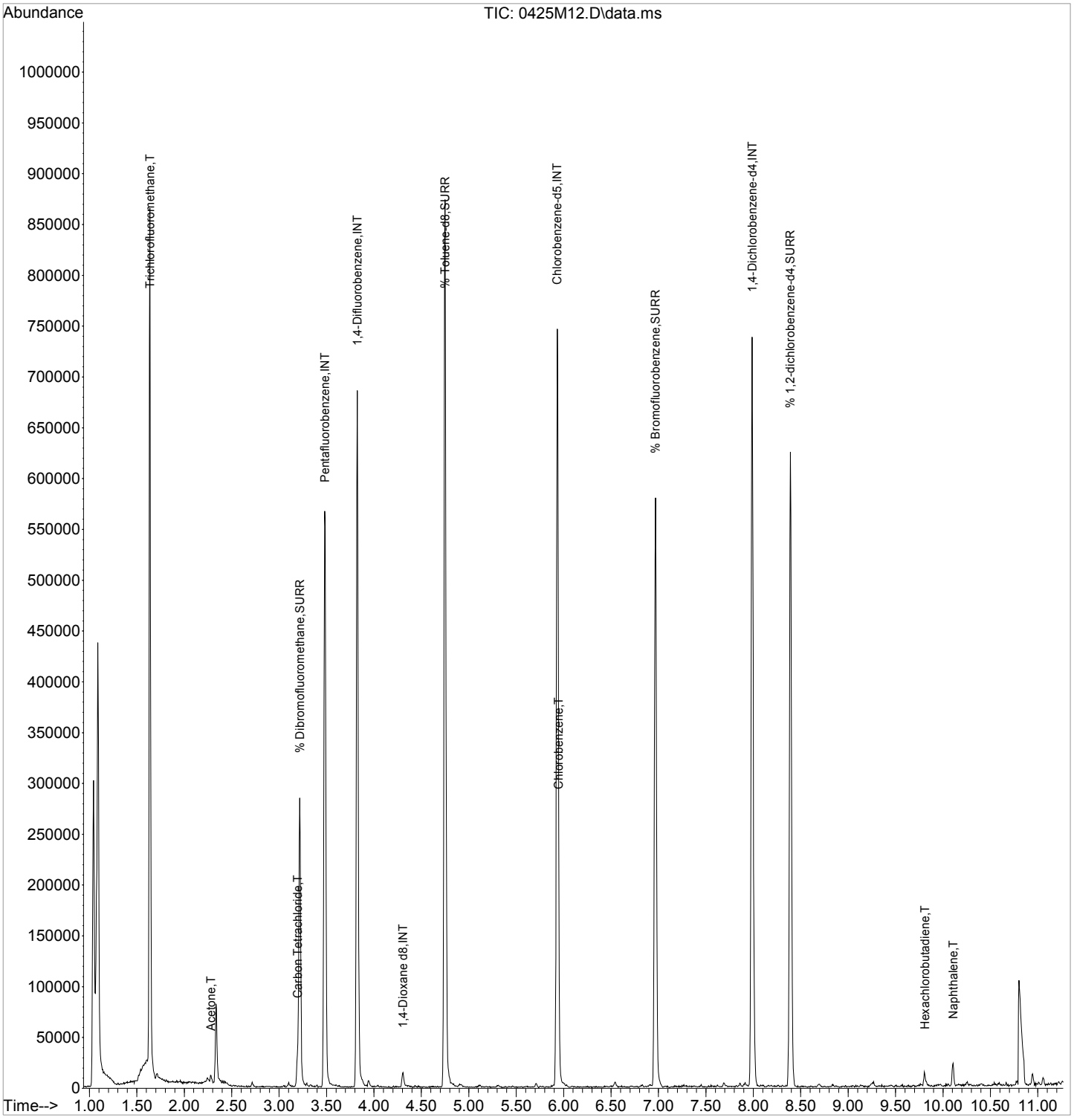

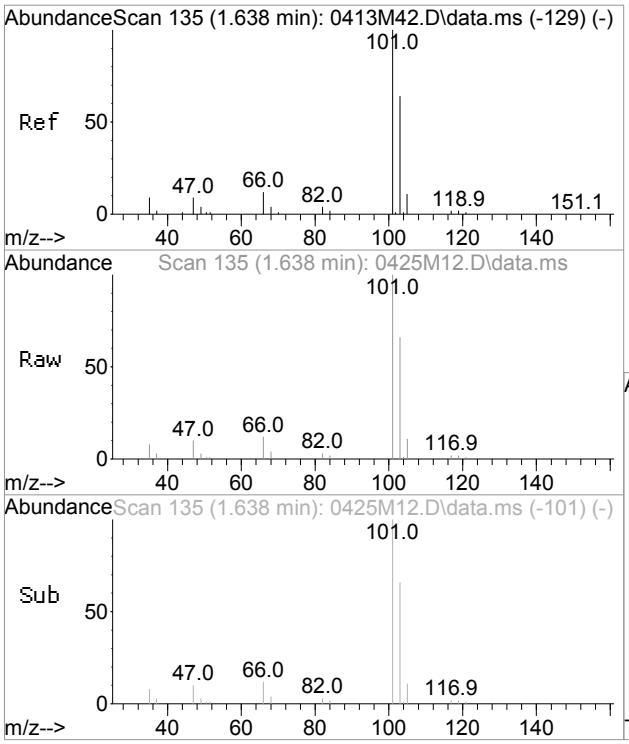

#7
Trichlorofluoromethane
Concen: 93.16 ug/l
RT: 1.638 min Scan# 135
Delta R.T. -0.021 min
Lab File: 0425M12.D
Acq: 25 Apr 2017 1:16 pm

Tgt Ion:101 Resp: 362350

Ion	Ratio	Lower	Upper
101	100		
103	65.6	35.3	95.3

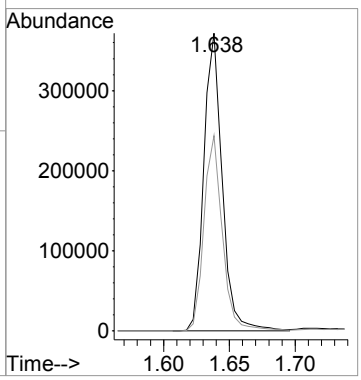

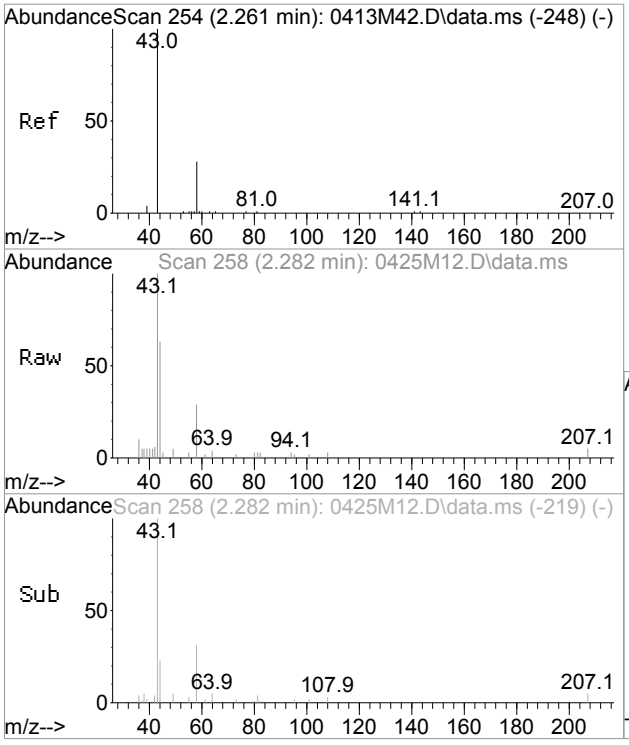

#13
Acetone
Concen: 8.11 ug/l
RT: 2.282 min Scan# 258
Delta R.T. 0.005 min
Lab File: 0425M12.D
Acq: 25 Apr 2017 1:16 pm

Tgt Ion: 43 Resp: 6085

Ion	Ratio	Lower	Upper
43	100		
58	28.8	7.2	67.2

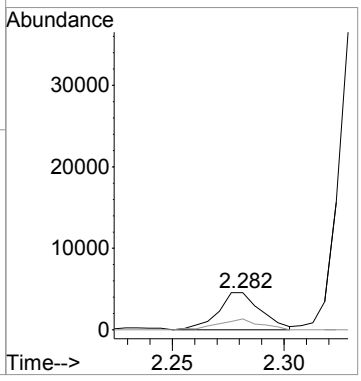

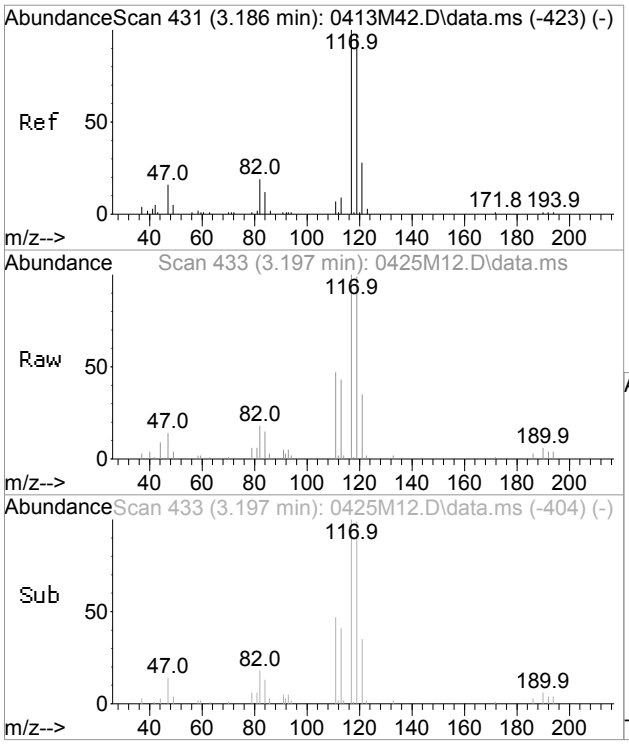

#24
Carbon Tetrachloride
Concen: 5.74 ug/l
RT: 3.197 min Scan# 433
Delta R.T. 0.000 min
Lab File: 0425M12.D
Acq: 25 Apr 2017 1:16 pm

Tgt Ion:117 Resp: 14813

Ion	Ratio	Lower	Upper
117	100		
119	95.2	66.2	126.2

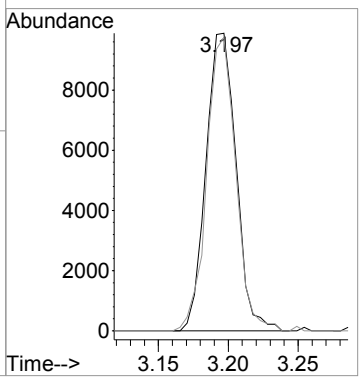

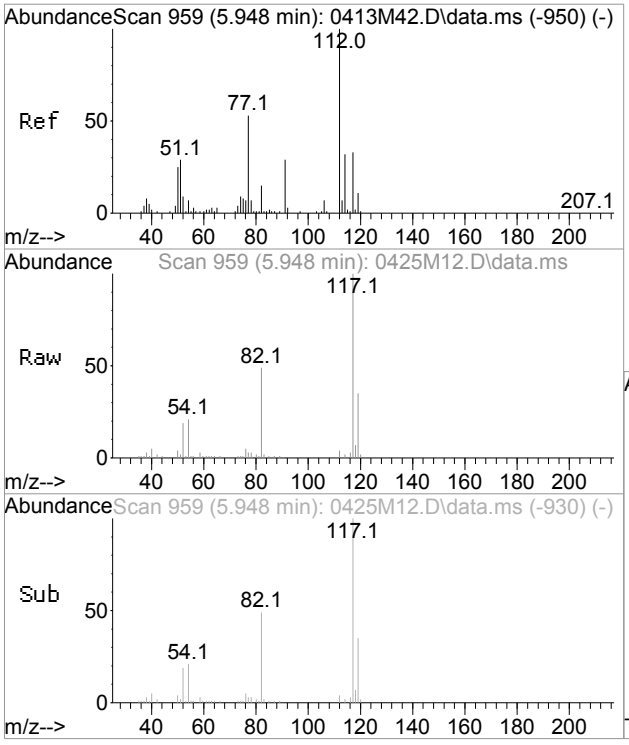

#50
Chlorobenzene
Concen: 0.82 ug/l
RT: 5.948 min Scan# 959
Delta R.T. 0.000 min
Lab File: 0425M12.D
Acq: 25 Apr 2017 1:16 pm

Tgt Ion:112 Resp: 4553

Ion	Ratio	Lower	Upper
112	100		
114	40.1	2.6	62.6
77	80.9	21.2	81.2

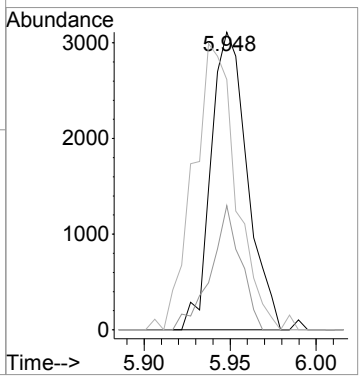

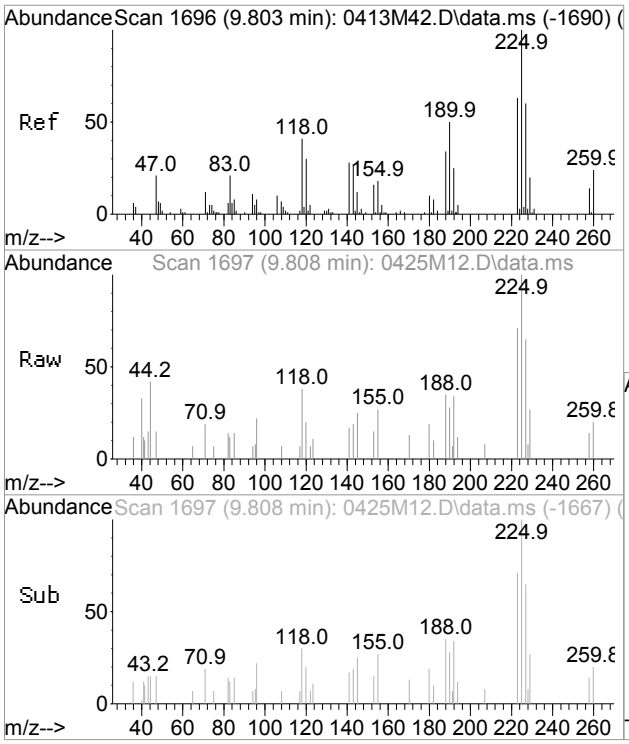

#79
Hexachlorobutadiene
Concen: 0.82 ug/l
RT: 9.808 min Scan# 1697
Delta R.T. 0.005 min
Lab File: 0425M12.D
Acq: 25 Apr 2017 1:16 pm

Tgt Ion:225 Resp: 1646

Ion	Ratio	Lower	Upper
225	100		
223	78.9	32.5	92.5
227	76.4	33.6	93.6

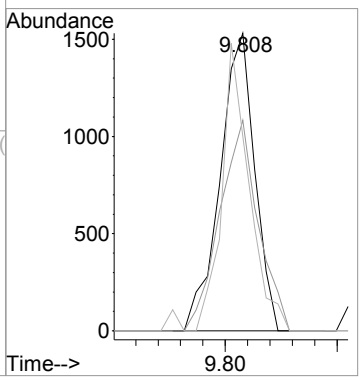

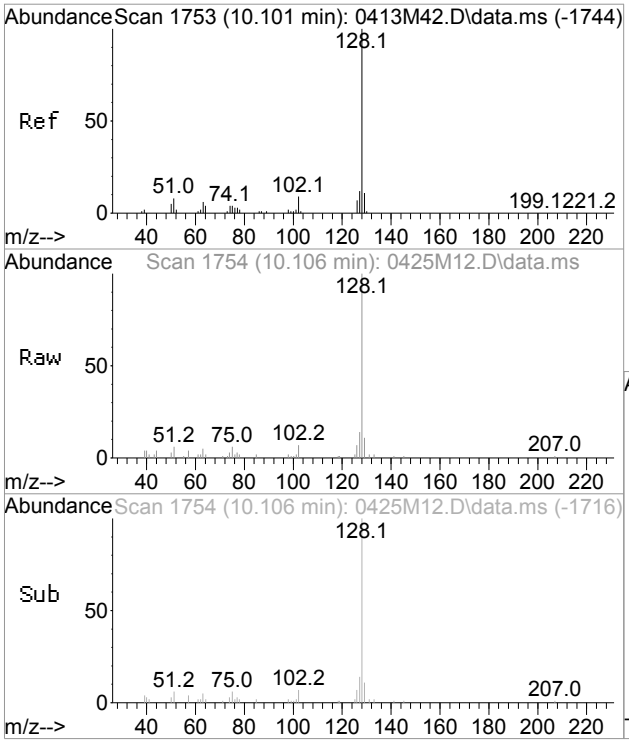

#81
Naphthalene
Concen: 2.10 ug/l
RT: 10.106 min Scan# 1754
Delta R.T. 0.000 min
Lab File: 0425M12.D
Acq: 25 Apr 2017 1:16 pm

Tgt Ion:128 Resp: 13720

Ion	Ratio	Lower	Upper
128	100		
102	8.5	0.0	37.1

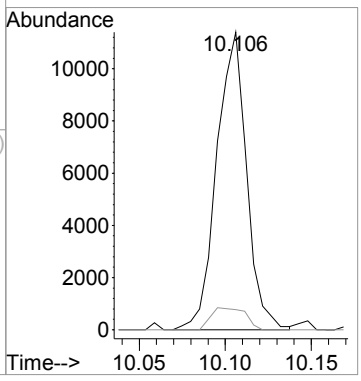

CLIENT ID

VOLATILE ORGANICS ANALYSIS DATA SHEET

B3-2 S-2 LL

Client: NETC Lab: Phoenix Env. Labs

SDG No.: GBY06958 Lab Sample ID: BY06962

Sample wt/vol: 4.57 (g/mL) g Lab File ID: 0424M22.D

Level: (low/med/meth): Low Date Received: 04/19/17

% Moisture: 24 Date Analyzed: 04/25/17

Instrument: CHEM18 Column: rtx-vms Dilution Factor: 1

Purge Volume 5000 (uL) pH: n.a. Soil Aliquot Vol: 5000 (uL)

Matrix: (soil/water) Soil CONCENTRATION UNITS: (ug/L or ug/Kg) ug/Kg

CAS NO.	COMPOUND	CONC.	Q	MDL/LOD	RL/PQL	R
75-71-8	Dichlorodifluoromethane	7.2	U	0.72	7.2	r
74-87-3	Chloromethane	7.2	U	1.4	7.2	r
75-01-4	Vinyl Chloride	7.2	U	0.72	7.2	r
74-83-9	Bromomethane	7.2	U	2.9	7.2	r
75-00-3	Chloroethane	7.2	U	0.72	7.2	r
75-69-4	Trichlorofluoromethane	7.2	U	1.4	7.2	r
75-35-4	1,1-Dichloroethene	7.2	U	0.72	7.2	r
76-13-1	Trichlorotrifluoroethane	7.2	U	0.72	7.2	r
75-15-0	Carbon Disulfide	1.5	J	1.4	7.2	r
75-09-2	Methylene Chloride	7.2	U	7.2	7.2	r
67-64-1	Acetone	19	JS	7.2	36	r
156-60-5	Trans-1,2-Dichloroethene	7.2	U	0.72	7.2	r
1634-04-4	Methyl t-Butyl Ether (MTBE)	14	U	1.4	14	r
75-34-3	1,1-Dichloroethane	7.2	U	1.4	7.2	r
107-13-1	Acrylonitrile	14	U	1.4	14	r
156-59-2	Cis-1,2-Dichloroethene	7.2	U	0.72	7.2	r
594-20-7	2,2-Dichloropropane	7.2	U	0.72	7.2	r
74-97-5	Bromochloromethane	7.2	U	0.72	7.2	r
67-66-3	Chloroform	7.2	U	0.72	7.2	r
56-23-5	Carbon Tetrachloride	7.2	U	1.4	7.2	r
109-99-9	Tetrahydrofuran (THF)	14	U	3.6	14	r
71-55-6	1,1,1-Trichloroethane	7.2	U	0.72	7.2	r
78-93-3	Methyl Ethyl Ketone	43	U	7.2	43	r
563-58-6	1,1-Dichloropropene	7.2	U	0.72	7.2	r
71-43-2	Benzene	7.2	U	0.72	7.2	r
107-06-2	1,2-Dichloroethane	7.2	U	0.72	7.2	r
79-01-6	Trichloroethene	7.2	U	0.72	7.2	r
74-95-3	Dibromomethane	7.2	U	1.4	7.2	r
78-87-5	1,2-dichloropropane	7.2	U	1.4	7.2	r
75-27-4	Bromodichloromethane	7.2	U	1.4	7.2	r
10061-01-5	cis-1,3-Dichloropropene	7.2	U	0.72	7.2	r
108-88-3	Toluene	7.2	U	0.72	7.2	r
108-10-1	4-Methyl-2-Pentanone	36	U	7.2	36	r
127-18-4	Tetrachloroethene	7.2	U	1.4	7.2	r
10061-02-6	trans-1,3-Dichloropropene	7.2	U	0.72	7.2	r
79-00-5	1,1,2-Trichloroethane	7.2	U	1.4	7.2	r

FORM I VOA

r=Result Reported U=Not Detected D=Reported Dilution E/J=Estimated Value X=Not Used S=Lab Solvent

CLIENT ID

VOLATILE ORGANICS ANALYSIS DATA SHEET

B3-2 S-2 LL

Client: NETC Lab: Phoenix Env. Labs

SDG No.: GBY06958 Lab Sample ID: BY06962

Sample wt/vol: 4.57 (g/mL) g Lab File ID: 0424M22.D

Level: (low/med/meth): Low Date Received: 04/19/17

% Moisture: 24 Date Analyzed: 04/25/17

Instrument: CHEM18 Column: rtx-vms Dilution Factor: 1

Purge Volume 5000 (uL) pH: n.a. Soil Aliquot Vol: 5000 (uL)

Matrix: (soil/water) Soil CONCENTRATION UNITS: (ug/L or ug/Kg) ug/Kg

CAS NO.	COMPOUND	CONC.	Q	MDL/LOD	RL/PQL	R
124-48-1	Dibromochloromethane	7.2	U	1.4	7.2	r
142-28-9	1,3-Dichloropropane	7.2	U	1.4	7.2	r
106-93-4	1,2-Dibromoethane	7.2	U	0.72	7.2	r
591-78-6	2-Hexanone	36	U	7.2	36	r
108-90-7	Chlorobenzene	7.2	U	0.72	7.2	r
100-41-4	Ethylbenzene	7.2	U	0.72	7.2	r
630-20-6	1,1,1,2-Tetrachloroethane	7.2	U	1.4	7.2	r
179601-23-1	m&p-Xylene	7.2	U	1.4	7.2	r
95-47-6	o-Xylene	7.2	U	1.4	7.2	r
100-42-5	Styrene	7.2	U	0.72	7.2	r
75-25-2	Bromoform	7.2	U	1.4	7.2	r
98-82-8	Isopropylbenzene	7.2	U	0.72	7.2	
108-86-1	Bromobenzene	7.2	U	0.72	7.2	
103-65-1	n-Propylbenzene	7.2	U	1.4	7.2	
79-34-5	1,1,2,2-Tetrachloroethane	7.2	U	1.4	7.2	
95-49-8	2-Chlorotoluene	7.2	U	1.4	7.2	
108-67-8	1,3,5-Trimethylbenzene	7.2	U	0.72	7.2	
96-18-4	1,2,3-Trichloropropane	7.2	U	0.72	7.2	
110-57-6	trans-1,4-Dichloro-2-butene	14	U	3.6	14	
106-43-4	4-Chlorotoluene	7.2	U	0.72	7.2	
98-06-6	tert-Butylbenzene	7.2	U	0.72	7.2	
95-63-6	1,2,4-Trimethylbenzene	0.97	JX	0.72	7.2	
135-98-8	sec-Butylbenzene	7.2	U	0.72	7.2	
99-87-6	p-Isopropyltoluene	7.2	U	0.72	7.2	
541-73-1	1,3-Dichlorobenzene	7.2	U	0.72	7.2	
106-46-7	1,4-Dichlorobenzene	7.2	U	0.72	7.2	
527-84-4	2-Isopropyltoluene	7.2	U	0.72	7.2	
104-51-8	n-Butylbenzene	7.2	U	0.72	7.2	
95-50-1	1,2-Dichlorobenzene	7.2	U	0.72	7.2	
96-12-8	1,2-Dibromo-3-Chloropropane	7.2	U	1.4	7.2	
87-68-3	Hexachlorobutadiene	7.2	U	0.72	7.2	
120-82-1	1,2,4-Trichlorobenzene	7.2	U	1.4	7.2	
91-20-3	Naphthalene	7.2	U	1.4	7.2	
87-61-6	1,2,3-Trichlorobenzene	7.2	U	1.4	7.2	

FORM I VOA

r=Result Reported U=Not Detected D=Reported Dilution E/J=Estimated Value X=Not Used S=Lab Solvent

Quantitation Report (QT Reviewed)

Data Path : H:\V2017\CHEM18\04APR\042417\
Data File : 0424M22.D
Acq On : 25 Apr 2017 12:17 am
Operator :
Client ID : B3-2 S-2 LL
Lab ID : BY06962
ALS Vial : 1 Sample Multiplier: 1

Quant Time: Apr 25 07:51:38 2017
Quant Method : H:\V2017\CHEM18\Methods\VT-M0421.M
Quant Title : VOA Standards for 5 point calibration
QLast Update : Fri Apr 21 13:57:31 2017
Response via : Initial Calibration

Compound	R.T.	QIon	Response	Conc	Units	Dev(Min)
Internal Standards						
1) Pentafluorobenzene	3.484	168	273895	50.000	ug/l	0.00
29) 1,4-Difluorobenzene	3.824	114	399865	50.000	ug/l	0.00
45) Chlorobenzene-d5	5.932	117	284252	50.000	ug/l	0.00
58) 1,4-Dichlorobenzene-d4	7.988	152	82520	50.000	ug/l	0.00
83) 1,4-Dioxane d8	4.306	96	7285	500.000	ug/l	0.00
System Monitoring Compounds						
27) % Dibromofluoromethane	3.223	192	27694	55.234	ug/l	0.00
Spiked Amount 50.000	Range 70 - 130		Recovery = 110.46%			
40) % Toluene-d8	4.750	98	429369	42.079	ug/l	0.00
Spiked Amount 50.000	Range 70 - 130		Recovery = 84.16%			
57) % Bromofluorobenzene	6.968	95	104333	39.811	ug/l	0.00
Spiked Amount 50.000	Range 70 - 130		Recovery = 79.62%			
59) % 1,2-dichlorobenzene-d4	8.396	152	96357	63.542	ug/l	0.00
Spiked Amount 50.000	Range 70 - 130		Recovery = 127.08%			
Target Compounds						Qvalue
10) Carbon Disulfide	1.962	76	5942	1.017	ug/l	90
13) Acetone	2.281	43	8739	12.919	ug/l	81
70) 1,2,4-Trimethylbenzene	7.627	105	2462	0.678	ug/l	93

(#)out of range (m)manual integration reviewed by analyst (+)signals summed

Quantitation Report (QT Reviewed)

Data Path : H:\V2017\CHEM18\04APR\042417\
Data File : 0424M22.D
Acq On : 25 Apr 2017 12:17 am
Operator :
Client ID : B3-2 S-2 LL
Lab ID : BY06962
ALS Vial : 1 Sample Multiplier: 1

Quant Time: Apr 25 07:51:38 2017
Quant Method : H:\V2017\CHEM18\Methods\VT-M0421.M
Quant Title : VOA Standards for 5 point calibration
QLast Update : Fri Apr 21 13:57:31 2017
Response via : Initial Calibration



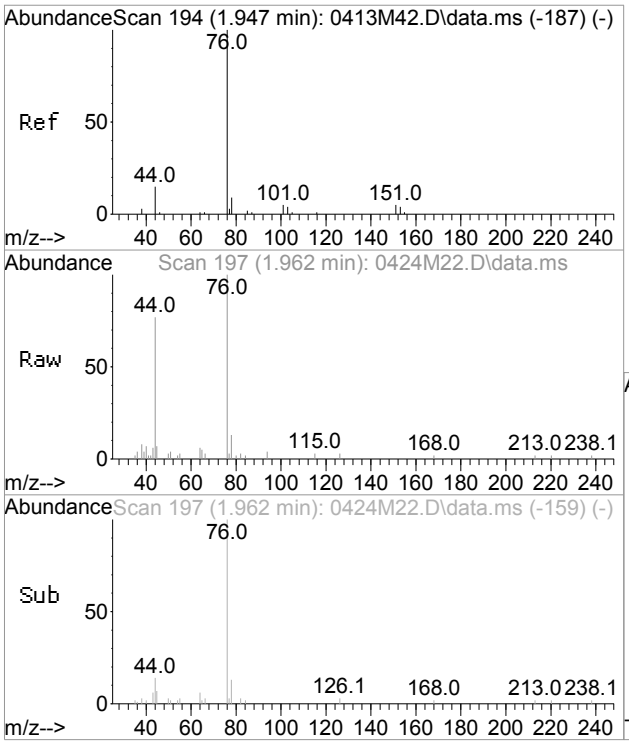

#10
Carbon Disulfide
Concen: 1.02 ug/l
RT: 1.962 min Scan# 197
Delta R.T. -0.000 min
Lab File: 0424M22.D
Acq: 25 Apr 2017 12:17 am

Tgt Ion: 76 Resp: 5942

Ion	Ratio	Lower	Upper
76	100		
78	13.7	0.0	40.1

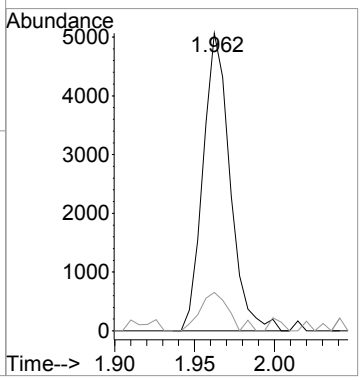

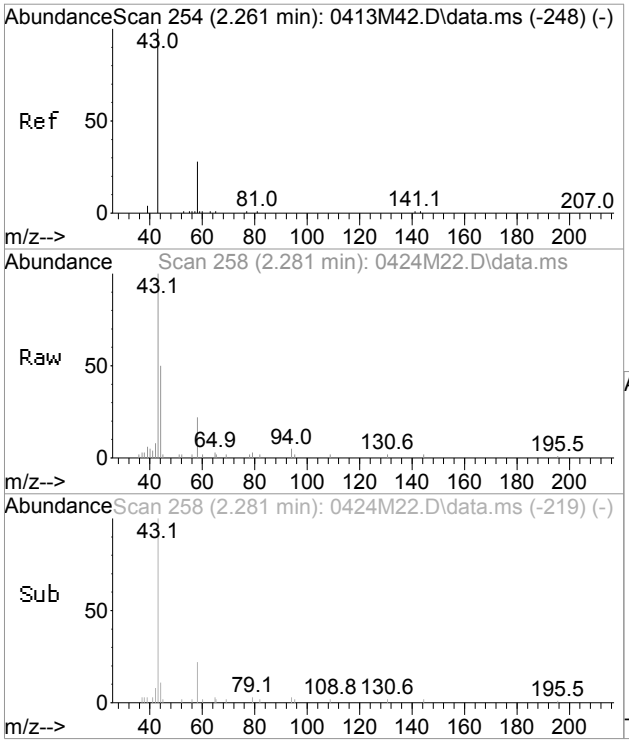

#13
Acetone
Concen: 12.92 ug/l
RT: 2.281 min Scan# 258
Delta R.T. 0.005 min
Lab File: 0424M22.D
Acq: 25 Apr 2017 12:17 am

Tgt Ion: 43 Resp: 8739

Ion	Ratio	Lower	Upper
43	100		
58	26.1	7.2	67.2

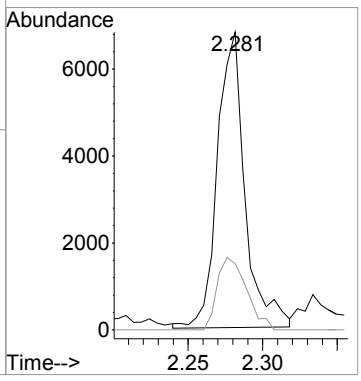

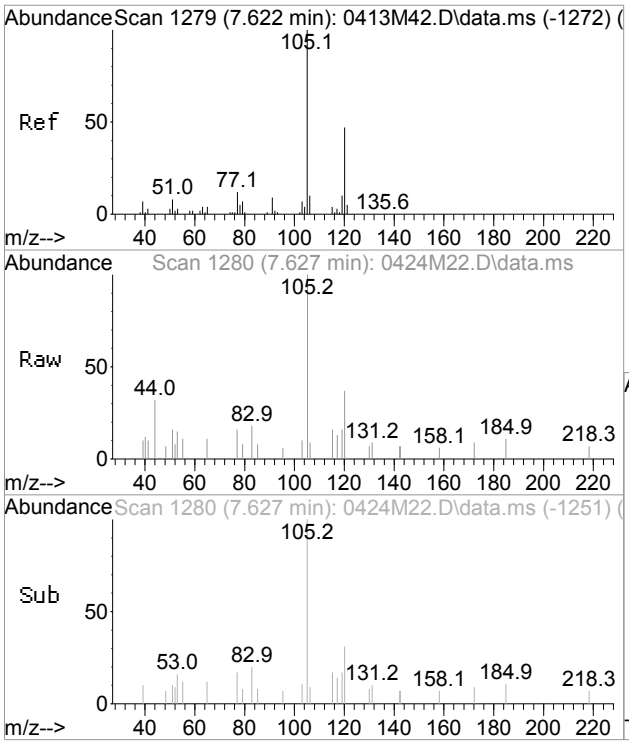

#70
1,2,4-Trimethylbenzene
Concen: 0.68 ug/l
RT: 7.627 min Scan# 1280
Delta R.T. -0.000 min
Lab File: 0424M22.D
Acq: 25 Apr 2017 12:17 am

Tgt Ion:105 Resp: 2462

Ion	Ratio	Lower	Upper
105	100		
120	45.8	20.9	80.9

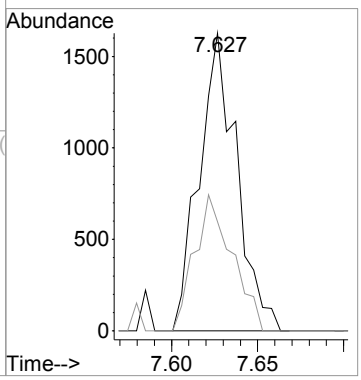

CLIENT ID

VOLATILE ORGANICS ANALYSIS DATA SHEET

B3-2 S-2 HL

Client: NETC Lab: Phoenix Env. Labs

SDG No.: GBY06958 Lab Sample ID: BY06962 50X

Sample wt/vol: 10.9 (g/mL) g Lab File ID: 0424M21.D

Level: (low/med/meth): Meth Date Received: 04/19/17

% Moisture: 24 Date Analyzed: 04/24/17

Instrument: CHEM18 Column: rtx-vms Dilution Factor: 50

Soil Extract Volume 12616 (uL) pH: n.a. Soil Aliquot Vol: 100 (uL)

Matrix: (soil/water) Soil CONCENTRATION UNITS: (ug/L or ug/Kg) ug/Kg

CAS NO.	COMPOUND	CONC.	Q	MDL/LOD	RL/PQL	R
75-71-8	Dichlorodifluoromethane	380	U	38	380	
74-87-3	Chloromethane	380	U	76	380	
75-01-4	Vinyl Chloride	380	U	38	380	
74-83-9	Bromomethane	380	U	150	380	
75-00-3	Chloroethane	380	U	38	380	
75-69-4	Trichlorofluoromethane	380	U	76	380	
75-35-4	1,1-Dichloroethene	380	U	38	380	
76-13-1	Trichlorotrifluoroethane	380	U	38	380	
75-15-0	Carbon Disulfide	380	U	76	380	
75-09-2	Methylene Chloride	380	U	380	380	
67-64-1	Acetone	1900	U	380	1900	
156-60-5	Trans-1,2-Dichloroethene	380	U	38	380	
1634-04-4	Methyl t-Butyl Ether (MTBE)	760	U	76	760	
75-34-3	1,1-Dichloroethane	380	U	76	380	
107-13-1	Acrylonitrile	760	U	76	760	
156-59-2	Cis-1,2-Dichloroethene	380	U	38	380	
594-20-7	2,2-Dichloropropane	380	U	38	380	
74-97-5	Bromochloromethane	380	U	38	380	
67-66-3	Chloroform	380	U	38	380	
56-23-5	Carbon Tetrachloride	380	U	76	380	
109-99-9	Tetrahydrofuran (THF)	760	U	190	760	
71-55-6	1,1,1-Trichloroethane	380	U	38	380	
78-93-3	Methyl Ethyl Ketone	2300	U	380	2300	
563-58-6	1,1-Dichloropropene	380	U	38	380	
71-43-2	Benzene	380	U	38	380	
107-06-2	1,2-Dichloroethane	380	U	38	380	
79-01-6	Trichloroethene	380	U	38	380	
74-95-3	Dibromomethane	380	U	76	380	
78-87-5	1,2-dichloropropane	380	U	76	380	
75-27-4	Bromodichloromethane	380	U	76	380	
10061-01-5	cis-1,3-Dichloropropene	380	U	38	380	
108-88-3	Toluene	380	U	38	380	
108-10-1	4-Methyl-2-Pentanone	1900	U	380	1900	
127-18-4	Tetrachloroethene	380	U	76	380	
10061-02-6	trans-1,3-Dichloropropene	380	U	38	380	
79-00-5	1,1,2-Trichloroethane	380	U	76	380	

FORM I VOA

r=Result Reported U=Not Detected D=Reported Dilution E/J=Estimated Value X=Not Used S=Lab Solvent

CLIENT ID

VOLATILE ORGANICS ANALYSIS DATA SHEET

B3-2 S-2 HL

Client: NETC Lab: Phoenix Env. Labs

SDG No.: GBY06958 Lab Sample ID: BY06962 50X

Sample wt/vol: 10.9 (g/mL) g Lab File ID: 0424M21.D

Level: (low/med/meth): Meth Date Received: 04/19/17

% Moisture: 24 Date Analyzed: 04/24/17

Instrument: CHEM18 Column: rtx-vms Dilution Factor: 50

Soil Extract Volume 12616 (uL) pH: n.a. Soil Aliquot Vol: 100 (uL)

Matrix: (soil/water) Soil CONCENTRATION UNITS: (ug/L or ug/Kg) ug/Kg

CAS NO.	COMPOUND	CONC.	Q	MDL/LOD	RL/PQL	R
124-48-1	Dibromochloromethane	380	U	76	380	
142-28-9	1,3-Dichloropropane	380	U	76	380	
106-93-4	1,2-Dibromoethane	380	U	38	380	
591-78-6	2-Hexanone	1900	U	380	1900	
108-90-7	Chlorobenzene	380	U	38	380	
100-41-4	Ethylbenzene	380	U	38	380	
630-20-6	1,1,1,2-Tetrachloroethane	380	U	76	380	
179601-23-1	m&p-Xylene	380	U	76	380	
95-47-6	o-Xylene	380	U	76	380	
100-42-5	Styrene	380	U	38	380	
75-25-2	Bromoform	380	U	76	380	
98-82-8	Isopropylbenzene	380	U	38	380	r
108-86-1	Bromobenzene	380	U	38	380	r
103-65-1	n-Propylbenzene	380	U	76	380	r
79-34-5	1,1,2,2-Tetrachloroethane	380	U	76	380	r
95-49-8	2-Chlorotoluene	380	U	76	380	r
108-67-8	1,3,5-Trimethylbenzene	380	U	38	380	r
96-18-4	1,2,3-Trichloropropane	380	U	38	380	r
110-57-6	trans-1,4-Dichloro-2-butene	760	U	190	760	r
106-43-4	4-Chlorotoluene	380	U	38	380	r
98-06-6	tert-Butylbenzene	380	U	38	380	r
95-63-6	1,2,4-Trimethylbenzene	380	U	38	380	r
135-98-8	sec-Butylbenzene	380	U	38	380	r
99-87-6	p-Isopropyltoluene	380	U	38	380	r
541-73-1	1,3-Dichlorobenzene	380	U	38	380	r
106-46-7	1,4-Dichlorobenzene	380	U	38	380	r
527-84-4	2-Isopropyltoluene	380	U	38	380	r
104-51-8	n-Butylbenzene	380	U	38	380	r
95-50-1	1,2-Dichlorobenzene	380	U	38	380	r
96-12-8	1,2-Dibromo-3-Chloropropane	380	U	76	380	r
87-68-3	Hexachlorobutadiene	380	U	38	380	r
120-82-1	1,2,4-Trichlorobenzene	380	U	76	380	r
91-20-3	Naphthalene	380	U	76	380	r
87-61-6	1,2,3-Trichlorobenzene	380	U	76	380	r

FORM I VOA

r=Result Reported U=Not Detected D=Reported Dilution E/J=Estimated Value X=Not Used S=Lab Solvent

Quantitation Report (QT Reviewed)

Data Path : H:\V2017\CHEM18\04APR\042417\
Data File : 0424M21.D
Acq On : 24 Apr 2017 11:55 pm
Operator :
Client ID : B3-2 S-2 HL
Lab ID : BY06962 50X
ALS Vial : 1 Sample Multiplier: 1

Quant Time: Apr 25 07:51:35 2017
Quant Method : H:\V2017\CHEM18\Methods\VT-M0421.M
Quant Title : VOA Standards for 5 point calibration
QLast Update : Fri Apr 21 13:57:31 2017
Response via : Initial Calibration

Compound	R.T.	QIon	Response	Conc	Units	Dev(Min)
Internal Standards						
1) Pentafluorobenzene	3.485	168	310878	50.000	ug/l	0.00
29) 1,4-Difluorobenzene	3.824	114	416604	50.000	ug/l	0.00
45) Chlorobenzene-d5	5.932	117	373799	50.000	ug/l	0.00
58) 1,4-Dichlorobenzene-d4	7.988	152	194872	50.000	ug/l	0.00
83) 1,4-Dioxane d8	4.306	96	9068	500.000	ug/l	0.00
System Monitoring Compounds						
27) % Dibromofluoromethane	3.218	192	27383	48.116	ug/l	0.00
Spiked Amount 50.000	Range 70 - 130		Recovery = 96.24%			
40) % Toluene-d8	4.750	98	478507	45.010	ug/l	0.00
Spiked Amount 50.000	Range 70 - 130		Recovery = 90.02%			
57) % Bromofluorobenzene	6.968	95	174554	50.649	ug/l	0.00
Spiked Amount 50.000	Range 70 - 130		Recovery = 101.30%			
59) % 1,2-dichlorobenzene-d4	8.390	152	168958	47.181	ug/l	0.00
Spiked Amount 50.000	Range 70 - 130		Recovery = 94.36%			
Target Compounds						Qvalue

(#)out of range (m)manual integration reviewed by analyst (+)signals summed

Quantitation Report (QT Reviewed)

Data Path : H:\V2017\CHEM18\04APR\042417\
Data File : 0424M21.D
Acq On : 24 Apr 2017 11:55 pm
Operator :
Client ID : B3-2 S-2 HL
Lab ID : BY06962 50X
ALS Vial : 1 Sample Multiplier: 1

Quant Time: Apr 25 07:51:35 2017
Quant Method : H:\V2017\CHEM18\Methods\VT-M0421.M
Quant Title : VOA Standards for 5 point calibration
QLast Update : Fri Apr 21 13:57:31 2017
Response via : Initial Calibration

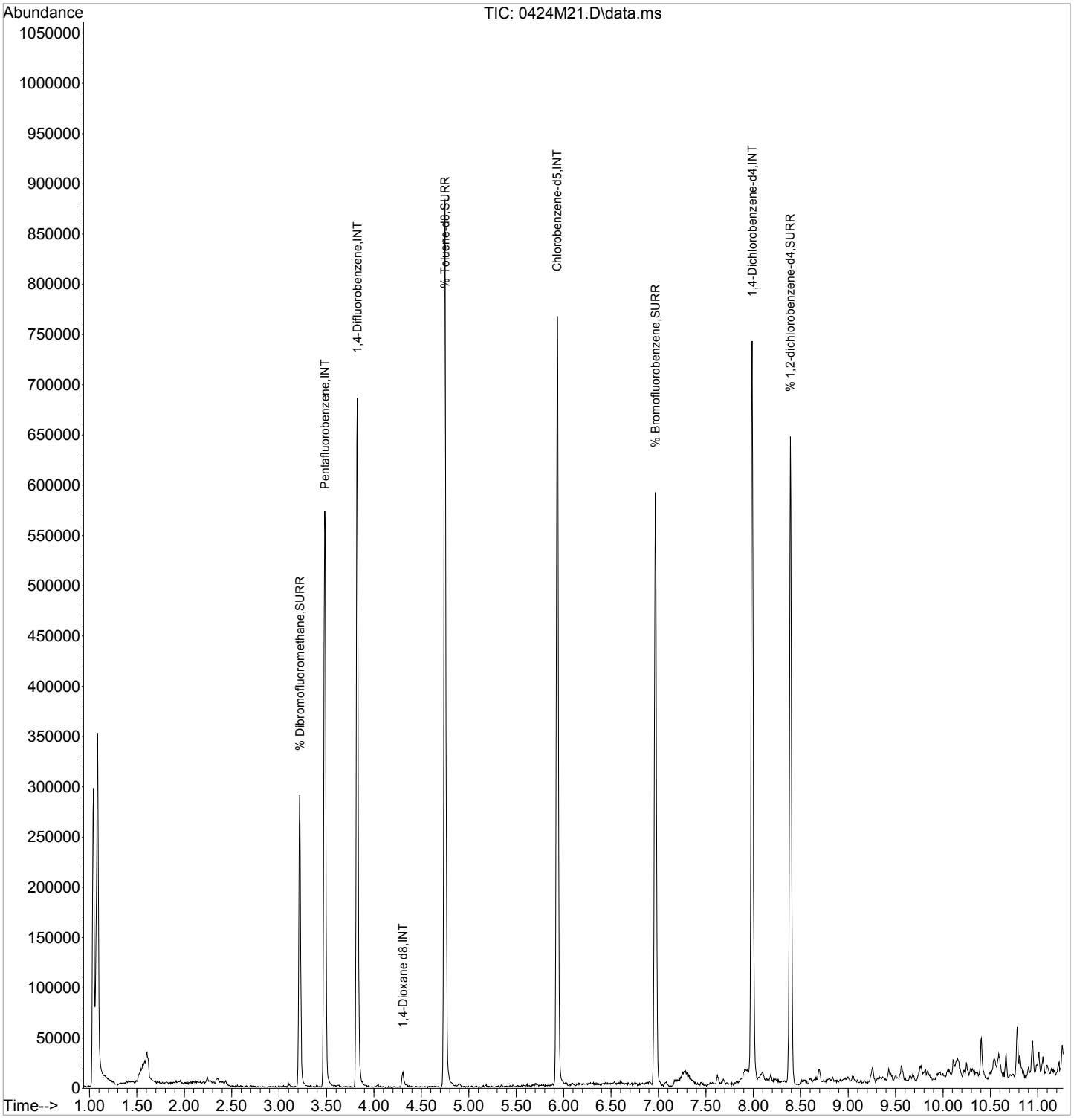

CLIENT ID

VOLATILE ORGANICS ANALYSIS DATA SHEET

B2-1 S-1 LL

Client: NETC Lab: Phoenix Env. Labs

SDG No.: GBY06958 Lab Sample ID: BY06966

Sample wt/vol: 4.39 (g/mL) g Lab File ID: 0425M13.D

Level: (low/med/meth): Low Date Received: 04/19/17

% Moisture: 17 Date Analyzed: 04/25/17

Instrument: CHEM18 Column: rtx-vms Dilution Factor: 1

Purge Volume 5000 (uL) pH: n.a. Soil Aliquot Vol: 5000 (uL)

Matrix: (soil/water) Soil CONCENTRATION UNITS: (ug/L or ug/Kg) ug/Kg

CAS NO.	COMPOUND	CONC.	Q	MDL/LOD	RL/PQL	R
75-71-8	Dichlorodifluoromethane	6.9	U	0.69	6.9	r
74-87-3	Chloromethane	6.9	U	1.4	6.9	r
75-01-4	Vinyl Chloride	6.9	U	0.69	6.9	r
74-83-9	Bromomethane	6.9	U	2.7	6.9	r
75-00-3	Chloroethane	6.9	U	0.69	6.9	r
75-69-4	Trichlorofluoromethane	2.2	J	1.4	6.9	r
75-35-4	1,1-Dichloroethene	6.9	U	0.69	6.9	r
76-13-1	Trichlorotrifluoroethane	6.9	U	0.69	6.9	r
75-15-0	Carbon Disulfide	6.9	U	1.4	6.9	r
75-09-2	Methylene Chloride	6.9	U	6.9	6.9	r
67-64-1	Acetone	16	JS	6.9	34	r
156-60-5	Trans-1,2-Dichloroethene	6.9	U	0.69	6.9	r
1634-04-4	Methyl t-Butyl Ether (MTBE)	14	U	1.4	14	r
75-34-3	1,1-Dichloroethane	6.9	U	1.4	6.9	r
107-13-1	Acrylonitrile	14	U	1.4	14	r
156-59-2	Cis-1,2-Dichloroethene	6.9	U	0.69	6.9	r
594-20-7	2,2-Dichloropropane	6.9	U	0.69	6.9	r
74-97-5	Bromochloromethane	6.9	U	0.69	6.9	r
67-66-3	Chloroform	6.9	U	0.69	6.9	r
56-23-5	Carbon Tetrachloride	6.9	U	1.4	6.9	r
109-99-9	Tetrahydrofuran (THF)	14	U	3.4	14	r
71-55-6	1,1,1-Trichloroethane	6.9	U	0.69	6.9	r
78-93-3	Methyl Ethyl Ketone	41	U	6.9	41	r
563-58-6	1,1-Dichloropropene	6.9	U	0.69	6.9	r
71-43-2	Benzene	6.9	U	0.69	6.9	r
107-06-2	1,2-Dichloroethane	6.9	U	0.69	6.9	r
79-01-6	Trichloroethene	6.9	U	0.69	6.9	r
74-95-3	Dibromomethane	6.9	U	1.4	6.9	r
78-87-5	1,2-dichloropropane	6.9	U	1.4	6.9	r
75-27-4	Bromodichloromethane	6.9	U	1.4	6.9	r
10061-01-5	cis-1,3-Dichloropropene	6.9	U	0.69	6.9	r
108-88-3	Toluene	6.9	U	0.69	6.9	r
108-10-1	4-Methyl-2-Pentanone	34	U	6.9	34	r
127-18-4	Tetrachloroethene	6.9	U	1.4	6.9	r
10061-02-6	trans-1,3-Dichloropropene	6.9	U	0.69	6.9	r
79-00-5	1,1,2-Trichloroethane	6.9	U	1.4	6.9	r

FORM I VOA

r=Result Reported U=Not Detected D=Reported Dilution E/J=Estimated Value X=Not Used S=Lab Solvent

CLIENT ID

VOLATILE ORGANICS ANALYSIS DATA SHEET

B2-1 S-1 LL

Client: NETC Lab: Phoenix Env. Labs

SDG No.: GBY06958 Lab Sample ID: BY06966

Sample wt/vol: 4.39 (g/mL) g Lab File ID: 0425M13.D

Level: (low/med/meth): Low Date Received: 04/19/17

% Moisture: 17 Date Analyzed: 04/25/17

Instrument: CHEM18 Column: rtx-vms Dilution Factor: 1

Purge Volume 5000 (uL) pH: n.a. Soil Aliquot Vol: 5000 (uL)

Matrix: (soil/water) Soil CONCENTRATION UNITS: (ug/L or ug/Kg) ug/Kg

CAS NO.	COMPOUND	CONC.	Q	MDL/LOD	RL/PQL	R
124-48-1	Dibromochloromethane	6.9	U	1.4	6.9	r
142-28-9	1,3-Dichloropropane	6.9	U	1.4	6.9	r
106-93-4	1,2-Dibromoethane	6.9	U	0.69	6.9	r
591-78-6	2-Hexanone	34	U	6.9	34	r
108-90-7	Chlorobenzene	6.9	U	0.69	6.9	r
100-41-4	Ethylbenzene	6.9	U	0.69	6.9	r
630-20-6	1,1,1,2-Tetrachloroethane	6.9	U	1.4	6.9	r
179601-23-1	m&p-Xylene	6.9	U	1.4	6.9	r
95-47-6	o-Xylene	6.9	U	1.4	6.9	r
100-42-5	Styrene	6.9	U	0.69	6.9	r
75-25-2	Bromoform	6.9	U	1.4	6.9	r
98-82-8	Isopropylbenzene	6.9	U	0.69	6.9	r
108-86-1	Bromobenzene	6.9	U	0.69	6.9	r
103-65-1	n-Propylbenzene	6.9	U	1.4	6.9	r
79-34-5	1,1,2,2-Tetrachloroethane	6.9	U	1.4	6.9	r
95-49-8	2-Chlorotoluene	6.9	U	1.4	6.9	r
108-67-8	1,3,5-Trimethylbenzene	6.9	U	0.69	6.9	r
96-18-4	1,2,3-Trichloropropane	6.9	U	0.69	6.9	r
110-57-6	trans-1,4-Dichloro-2-butene	14	U	3.4	14	r
106-43-4	4-Chlorotoluene	6.9	U	0.69	6.9	r
98-06-6	tert-Butylbenzene	6.9	U	0.69	6.9	r
95-63-6	1,2,4-Trimethylbenzene	6.9	U	0.69	6.9	r
135-98-8	sec-Butylbenzene	6.9	U	0.69	6.9	r
99-87-6	p-Isopropyltoluene	6.9	U	0.69	6.9	r
541-73-1	1,3-Dichlorobenzene	6.9	U	0.69	6.9	r
106-46-7	1,4-Dichlorobenzene	6.9	U	0.69	6.9	r
527-84-4	2-Isopropyltoluene	6.9	U	0.69	6.9	r
104-51-8	n-Butylbenzene	6.9	U	0.69	6.9	r
95-50-1	1,2-Dichlorobenzene	6.9	U	0.69	6.9	r
96-12-8	1,2-Dibromo-3-Chloropropane	6.9	U	1.4	6.9	r
87-68-3	Hexachlorobutadiene	6.9	U	0.69	6.9	r
120-82-1	1,2,4-Trichlorobenzene	6.9	U	1.4	6.9	r
91-20-3	Naphthalene	14	X	1.4	6.9	
87-61-6	1,2,3-Trichlorobenzene	6.9	U	1.4	6.9	r

FORM I VOA

r=Result Reported U=Not Detected D=Reported Dilution E/J=Estimated Value X=Not Used S=Lab Solvent

Quantitation Report (QT Reviewed)

Data Path : H:\V2017\CHEM18\04APR\042517\
Data File : 0425M13.D
Acq On : 25 Apr 2017 1:38 pm
Operator :
Client ID : B2-1 S-1 LL
Lab ID : BY06966
ALS Vial : 1 Sample Multiplier: 1

Quant Time: Apr 25 15:01:22 2017
Quant Method : H:\V2017\CHEM18\Methods\VT-M0421.M
Quant Title : VOA Standards for 5 point calibration
QLast Update : Fri Apr 21 13:57:31 2017
Response via : Initial Calibration

Compound	R.T.	QIon	Response	Conc	Units	Dev(Min)
Internal Standards						
1) Pentafluorobenzene	3.484	168	280697	50.000	ug/l	0.00
29) 1,4-Difluorobenzene	3.824	114	388844	50.000	ug/l	0.00
45) Chlorobenzene-d5	5.937	117	290854	50.000	ug/l	0.00
58) 1,4-Dichlorobenzene-d4	7.988	152	105937	50.000	ug/l	0.00
83) 1,4-Dioxane d8	4.300	96	8081	500.000	ug/l	0.00
System Monitoring Compounds						
27) % Dibromofluoromethane	3.218	192	26998	52.541	ug/l	0.00
Spiked Amount 50.000	Range 70 - 130		Recovery = 105.08%			
40) % Toluene-d8	4.750	98	419416	42.268	ug/l	0.00
Spiked Amount 50.000	Range 70 - 130		Recovery = 84.54%			
57) % Bromofluorobenzene	6.968	95	120709	45.014	ug/l	0.00
Spiked Amount 50.000	Range 70 - 130		Recovery = 90.02%			
59) % 1,2-dichlorobenzene-d4	8.390	152	91153	46.823	ug/l	0.00
Spiked Amount 50.000	Range 70 - 130		Recovery = 93.64%			
Target Compounds						Qvalue
7) Trichlorofluoromethane	1.664	101	5781	1.608	ug/l	96
13) Acetone	2.276	43	8289	11.956	ug/l	91
81) Naphthalene	10.101	128	36920	10.213	ug/l	97

(#)out of range (m)manual integration reviewed by analyst (+)signals summed

Data Path : H:\V2017\CHEM18\04APR\042517\
Data File : 0425M13.D
Acq On : 25 Apr 2017 1:38 pm
Operator :
Client ID : B2-1 S-1 LL
Lab ID : BY06966
ALS Vial : 1 Sample Multiplier: 1

Quant Time: Apr 25 15:01:22 2017
Quant Method : H:\V2017\CHEM18\Methods\VT-M0421.M
Quant Title : VOA Standards for 5 point calibration
QLast Update : Fri Apr 21 13:57:31 2017
Response via : Initial Calibration

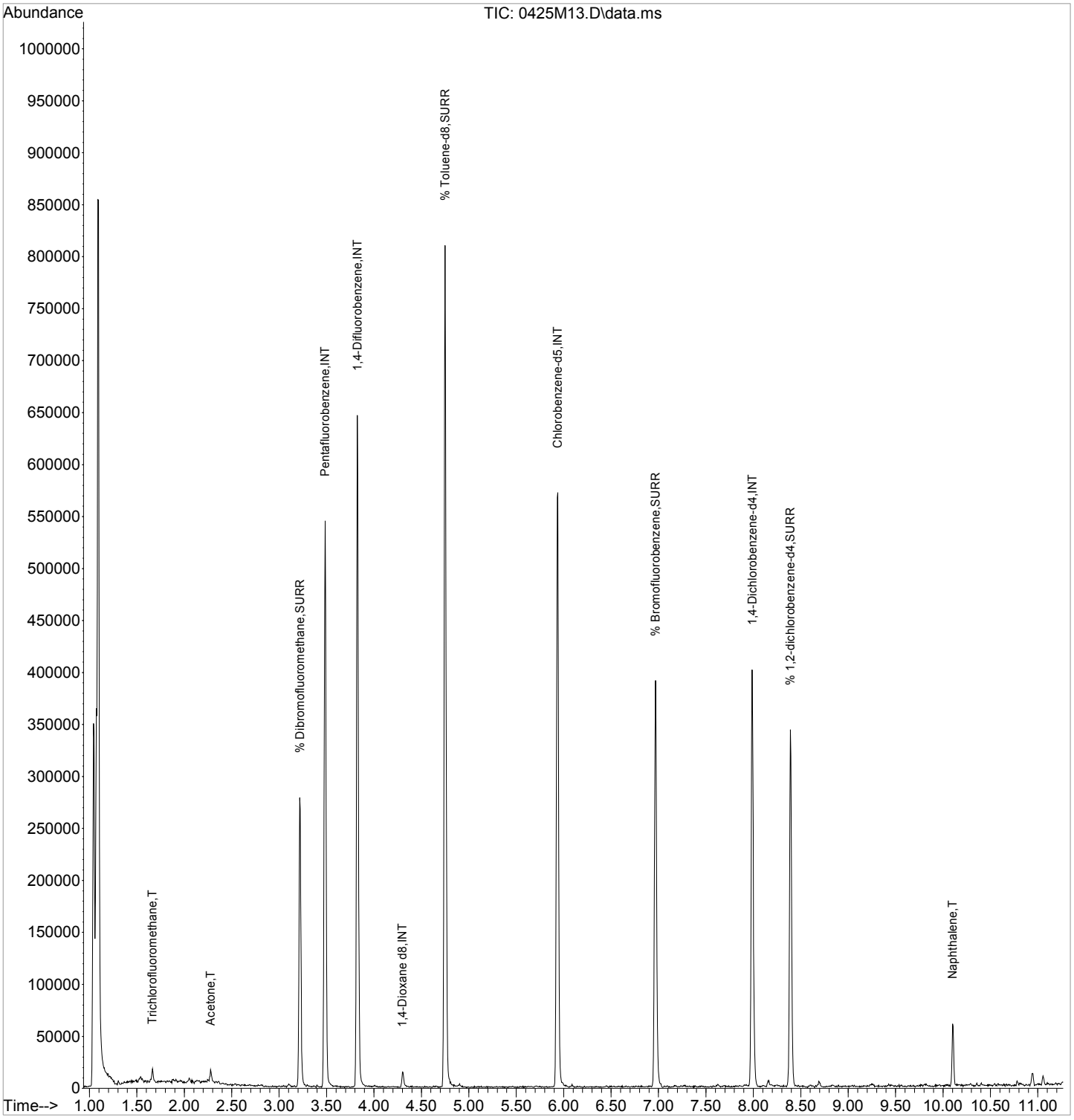

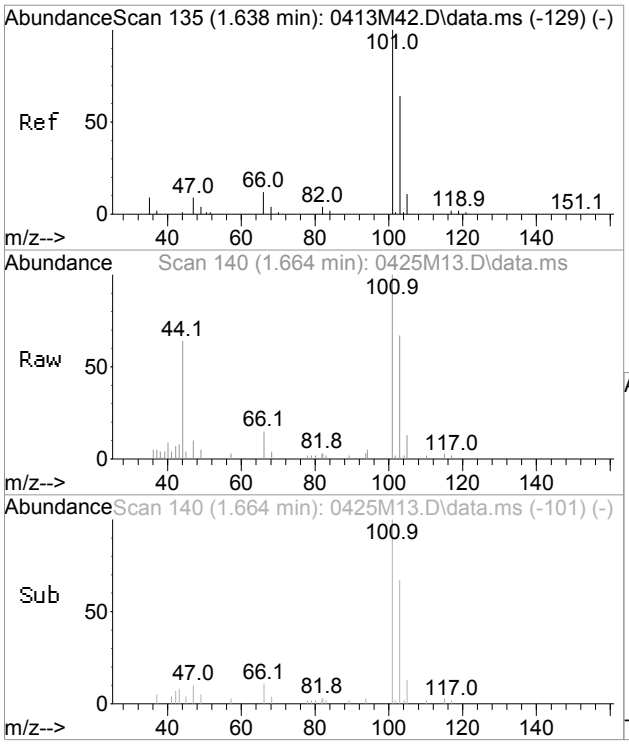

#7
Trichlorofluoromethane
Concen: 1.61 ug/l
RT: 1.664 min Scan# 140
Delta R.T. 0.005 min
Lab File: 0425M13.D
Acq: 25 Apr 2017 1:38 pm

Tgt Ion:101 Resp: 5781

Ion	Ratio	Lower	Upper
101	100		
103	62.0	35.3	95.3

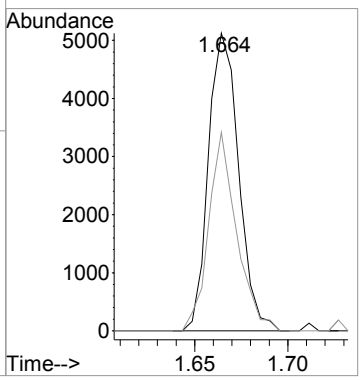

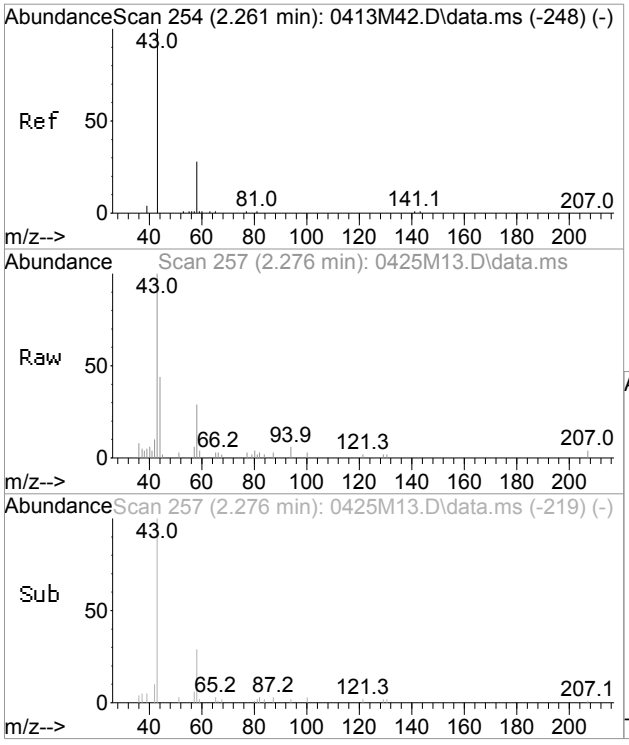

#13
Acetone
Concen: 11.96 ug/l
RT: 2.276 min Scan# 257
Delta R.T. -0.000 min
Lab File: 0425M13.D
Acq: 25 Apr 2017 1:38 pm

Tgt Ion: 43 Resp: 8289

Ion	Ratio	Lower	Upper
43	100		
58	31.5	7.2	67.2

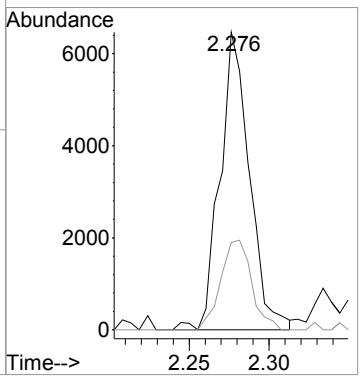



#81
Naphthalene
Concen: 10.21 ug/l
RT: 10.101 min Scan# 1753
Delta R.T. -0.005 min
Lab File: 0425M13.D
Acq: 25 Apr 2017 1:38 pm

Tgt Ion:128 Resp: 36920

Ion	Ratio	Lower	Upper
128	100		
102	8.1	0.0	37.1

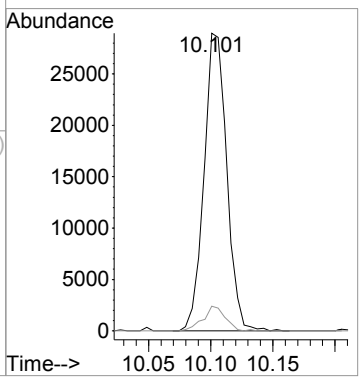

VOLATILE ORGANICS ANALYSIS DATA SHEET

CLIENT ID: B2-1 S-1 HL

Client: NETC Lab: Phoenix Env. Labs

SDG No.: GBY06958 Lab Sample ID: BY06966 50X

Sample wt/vol: 5.66 (g/mL) g Lab File ID: 0426M19.D

Level: (low/med/meth): Meth Date Received: 04/19/17

% Moisture: 17 Date Analyzed: 04/26/17

Instrument: CHEM18 Column: rtx-vms Dilution Factor: 50

Soil Extract Volume 10962 (uL) pH: n.a. Soil Aliquot Vol: 100 (uL)

Matrix: (soil/water) Soil CONCENTRATION UNITS: (ug/L or ug/Kg) ug/Kg

CAS NO.	COMPOUND	CONC.	Q	MDL/LOD	RL/PQL	R
75-71-8	Dichlorodifluoromethane	580	U	58	580	
74-87-3	Chloromethane	580	U	120	580	
75-01-4	Vinyl Chloride	580	U	58	580	
74-83-9	Bromomethane	580	U	230	580	
75-00-3	Chloroethane	580	U	58	580	
75-69-4	Trichlorofluoromethane	580	U	120	580	
75-35-4	1,1-Dichloroethene	580	U	58	580	
76-13-1	Trichlorotrifluoroethane	580	U	58	580	
75-15-0	Carbon Disulfide	580	U	120	580	
75-09-2	Methylene Chloride	580	U	580	580	
67-64-1	Acetone	2900	U	580	2900	
156-60-5	Trans-1,2-Dichloroethene	580	U	58	580	
1634-04-4	Methyl t-Butyl Ether (MTBE)	1200	U	120	1200	
75-34-3	1,1-Dichloroethane	580	U	120	580	
107-13-1	Acrylonitrile	1200	U	120	1200	
156-59-2	Cis-1,2-Dichloroethene	580	U	58	580	
594-20-7	2,2-Dichloropropane	580	U	58	580	
74-97-5	Bromochloromethane	580	U	58	580	
67-66-3	Chloroform	580	U	58	580	
56-23-5	Carbon Tetrachloride	580	U	120	580	
109-99-9	Tetrahydrofuran (THF)	1200	U	290	1200	
71-55-6	1,1,1-Trichloroethane	580	U	58	580	
78-93-3	Methyl Ethyl Ketone	3500	U	580	3500	
563-58-6	1,1-Dichloropropene	580	U	58	580	
71-43-2	Benzene	580	U	58	580	
107-06-2	1,2-Dichloroethane	580	U	58	580	
79-01-6	Trichloroethene	580	U	58	580	
74-95-3	Dibromomethane	580	U	120	580	
78-87-5	1,2-dichloropropane	580	U	120	580	
75-27-4	Bromodichloromethane	580	U	120	580	
10061-01-5	cis-1,3-Dichloropropene	580	U	58	580	
108-88-3	Toluene	580	U	58	580	
108-10-1	4-Methyl-2-Pentanone	2900	U	580	2900	
127-18-4	Tetrachloroethene	580	U	120	580	
10061-02-6	trans-1,3-Dichloropropene	580	U	58	580	
79-00-5	1,1,2-Trichloroethane	580	U	120	580	

FORM I VOA

r=Result Reported U=Not Detected D=Reported Dilution E/J=Estimated Value X=Not Used S=Lab Solvent

CLIENT ID

VOLATILE ORGANICS ANALYSIS DATA SHEET

B2-1 S-1 HL

Client: NETC Lab: Phoenix Env. Labs

SDG No.: GBY06958 Lab Sample ID: BY06966 50X

Sample wt/vol: 5.66 (g/mL) g Lab File ID: 0426M19.D

Level: (low/med/meth): Meth Date Received: 04/19/17

% Moisture: 17 Date Analyzed: 04/26/17

Instrument: CHEM18 Column: rtx-vms Dilution Factor: 50

Soil Extract Volume 10962 (uL) pH: n.a. Soil Aliquot Vol: 100 (uL)

Matrix: (soil/water) Soil CONCENTRATION UNITS: (ug/L or ug/Kg) ug/Kg

CAS NO.	COMPOUND	CONC.	Q	MDL/LOD	RL/PQL	R
124-48-1	Dibromochloromethane	580	U	120	580	
142-28-9	1,3-Dichloropropane	580	U	120	580	
106-93-4	1,2-Dibromoethane	580	U	58	580	
591-78-6	2-Hexanone	2900	U	580	2900	
108-90-7	Chlorobenzene	580	U	58	580	
100-41-4	Ethylbenzene	580	U	58	580	
630-20-6	1,1,1,2-Tetrachloroethane	580	U	120	580	
179601-23-1	m&p-Xylene	580	U	120	580	
95-47-6	o-Xylene	580	U	120	580	
100-42-5	Styrene	580	U	58	580	
75-25-2	Bromoform	580	U	120	580	
98-82-8	Isopropylbenzene	580	U	58	580	
108-86-1	Bromobenzene	580	U	58	580	
103-65-1	n-Propylbenzene	580	U	120	580	
79-34-5	1,1,2,2-Tetrachloroethane	580	U	120	580	
95-49-8	2-Chlorotoluene	580	U	120	580	
108-67-8	1,3,5-Trimethylbenzene	580	U	58	580	
96-18-4	1,2,3-Trichloropropane	580	U	58	580	
110-57-6	trans-1,4-Dichloro-2-butene	1200	U	290	1200	
106-43-4	4-Chlorotoluene	580	U	58	580	
98-06-6	tert-Butylbenzene	580	U	58	580	
95-63-6	1,2,4-Trimethylbenzene	580	U	58	580	
135-98-8	sec-Butylbenzene	580	U	58	580	
99-87-6	p-Isopropyltoluene	580	U	58	580	
541-73-1	1,3-Dichlorobenzene	580	U	58	580	
106-46-7	1,4-Dichlorobenzene	580	U	58	580	
527-84-4	2-Isopropyltoluene	580	U	58	580	
104-51-8	n-Butylbenzene	580	U	58	580	
95-50-1	1,2-Dichlorobenzene	580	U	58	580	
96-12-8	1,2-Dibromo-3-Chloropropane	580	U	120	580	
87-68-3	Hexachlorobutadiene	580	U	58	580	
120-82-1	1,2,4-Trichlorobenzene	580	U	120	580	
91-20-3	Naphthalene	870		120	580	r
87-61-6	1,2,3-Trichlorobenzene	580	U	120	580	

FORM I VOA

r=Result Reported U=Not Detected D=Reported Dilution E/J=Estimated Value X=Not Used S=Lab Solvent

Quantitation Report (QT Reviewed)

Data Path : H:\V2017\CHEM18\04APR\042617\
Data File : 0426M19.D
Acq On : 26 Apr 2017 3:47 pm
Operator :
Client ID : B2-1 S-1 HL
Lab ID : BY06966 50X
ALS Vial : 1 Sample Multiplier: 1

Quant Time: Apr 27 10:07:05 2017
Quant Method : H:\V2017\CHEM18\Methods\VT-M0421.M
Quant Title : VOA Standards for 5 point calibration
QLast Update : Fri Apr 21 13:57:31 2017
Response via : Initial Calibration

Compound	R.T.	QIon	Response	Conc	Units	Dev(Min)
Internal Standards						
1) Pentafluorobenzene	3.485	168	290799	50.000	ug/l	0.00
29) 1,4-Difluorobenzene	3.824	114	390618	50.000	ug/l	0.00
45) Chlorobenzene-d5	5.932	117	348099	50.000	ug/l	0.00
58) 1,4-Dichlorobenzene-d4	7.988	152	183593	50.000	ug/l	0.00
83) 1,4-Dioxane d8	4.300	96	8872	500.000	ug/l	0.00
System Monitoring Compounds						
27) % Dibromofluoromethane	3.223	192	26158	49.138	ug/l	0.00
Spiked Amount 50.000	Range 70 - 130		Recovery = 98.28%			
40) % Toluene-d8	4.750	98	439014	44.042	ug/l	0.00
Spiked Amount 50.000	Range 70 - 130		Recovery = 88.08%			
57) % Bromofluorobenzene	6.968	95	163172	50.842	ug/l	0.00
Spiked Amount 50.000	Range 70 - 130		Recovery = 101.68%			
59) % 1,2-dichlorobenzene-d4	8.396	152	158031	46.841	ug/l	0.00
Spiked Amount 50.000	Range 70 - 130		Recovery = 93.68%			
Target Compounds						Qvalue
81) Naphthalene	10.106	128	46597	7.438	ug/l	96

(#)out of range (m)manual integration reviewed by analyst (+)signals summed

Data Path : H:\V2017\CHEM18\04APR\042617\
Data File : 0426M19.D
Acq On : 26 Apr 2017 3:47 pm
Operator :
Client ID : B2-1 S-1 HL
Lab ID : BY06966 50X
ALS Vial : 1 Sample Multiplier: 1

Quant Time: Apr 27 10:07:05 2017
Quant Method : H:\V2017\CHEM18\Methods\VT-M0421.M
Quant Title : VOA Standards for 5 point calibration
QLast Update : Fri Apr 21 13:57:31 2017
Response via : Initial Calibration

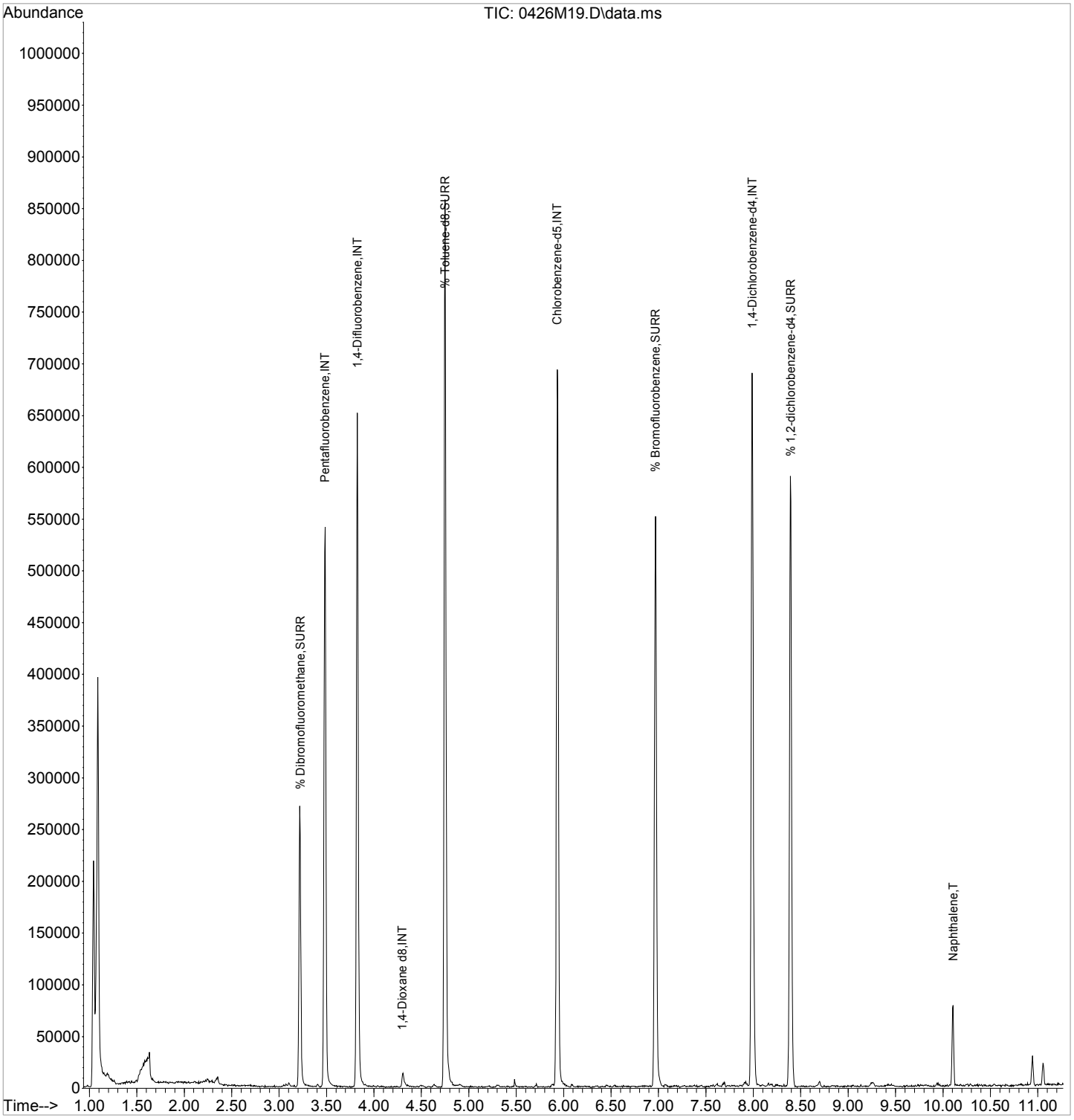



#81
Naphthalene
Concen: 7.44 ug/l
RT: 10.106 min Scan# 1754
Delta R.T. 0.000 min
Lab File: 0426M19.D
Acq: 26 Apr 2017 3:47 pm

Tgt Ion:128 Resp: 46597

Ion	Ratio	Lower	Upper
128	100		
102	8.5	0.0	37.1

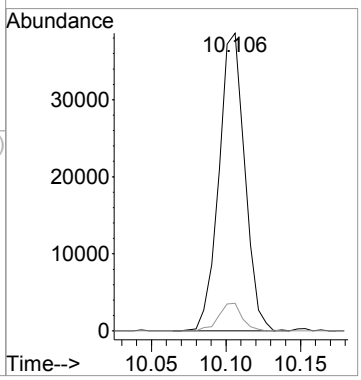

CLIENT ID

VOLATILE ORGANICS ANALYSIS DATA SHEET

Client:	NETC		Lab:	Phoenix Env. Labs	SW-1 S-3
SDG No.:	GBY06958			Lab Sample ID:	BY06969 50X
Sample wt/vol:	9.97 (g/mL) g			Lab File ID:	0425M14.D
Level: (low/med/meth):	Meth			Date Received:	04/19/17
% Moisture:	19			Date Analyzed:	04/25/17
Instrument:	CHEM18	Column: rtx-vms		Dilution Factor:	50
Soil Extract Volume	11894 (uL)	pH: n.a.		Soil Aliquot Vol:	100 (uL)
Matrix: (soil/water)	Soil			CONCENTRATION UNITS: (ug/L or ug/Kg)	ug/Kg

CAS NO.	COMPOUND	CONC.	Q	MDL/LOD	RL/PQL	R
75-71-8	Dichlorodifluoromethane	370	U	37	370	r
74-87-3	Chloromethane	370	U	74	370	r
75-01-4	Vinyl Chloride	37	U	37	37	r
74-83-9	Bromomethane	370	U	150	370	r
75-00-3	Chloroethane	370	U	37	370	r
75-69-4	Trichlorofluoromethane	370	U	74	370	r
75-35-4	1,1-Dichloroethene	330	U	37	330	r
76-13-1	Trichlorotrifluoroethane	370	U	37	370	r
75-15-0	Carbon Disulfide	370	U	74	370	r
75-09-2	Methylene Chloride	370	U	370	370	r
67-64-1	Acetone	370	U	370	370	r
156-60-5	Trans-1,2-Dichloroethene	190	U	37	190	r
1634-04-4	Methyl t-Butyl Ether (MTBE)	740	U	74	740	r
75-34-3	1,1-Dichloroethane	270	U	74	270	r
107-13-1	Acrylonitrile	740	U	74	740	r
156-59-2	Cis-1,2-Dichloroethene	250	U	37	250	r
594-20-7	2,2-Dichloropropane	370	U	37	370	r
74-97-5	Bromochloromethane	370	U	37	370	r
67-66-3	Chloroform	370	U	37	370	r
56-23-5	Carbon Tetrachloride	370	U	74	370	r
109-99-9	Tetrahydrofuran (THF)	740	U	180	740	r
71-55-6	1,1,1-Trichloroethane	370	U	37	370	r
78-93-3	Methyl Ethyl Ketone	370	U	370	370	r
563-58-6	1,1-Dichloropropene	370	U	37	370	r
71-43-2	Benzene	60	U	37	60	r
107-06-2	1,2-Dichloroethane	37	U	37	37	r
79-01-6	Trichloroethene	370	U	37	370	r
74-95-3	Dibromomethane	370	U	74	370	r
78-87-5	1,2-dichloropropane	370	U	74	370	r
75-27-4	Bromodichloromethane	370	U	74	370	r
10061-01-5	cis-1,3-Dichloropropene	370	U	37	370	r
108-88-3	Toluene	370	U	37	370	r
108-10-1	4-Methyl-2-Pentanone	1800	U	370	1800	r
127-18-4	Tetrachloroethene	370	U	74	370	r
10061-02-6	trans-1,3-Dichloropropene	370	U	37	370	r
79-00-5	1,1,2-Trichloroethane	370	U	74	370	r

FORM I VOA

r=Result Reported U=Not Detected D=Reported Dilution E/J=Estimated Value X=Not Used S=Lab Solvent

CLIENT ID

VOLATILE ORGANICS ANALYSIS DATA SHEET

SW-1 S-3

Client: NETC Lab: Phoenix Env. Labs

SDG No.: GBY06958 Lab Sample ID: BY06969 50X

Sample wt/vol: 9.97 (g/mL) g Lab File ID: 0425M14.D

Level: (low/med/meth): Meth Date Received: 04/19/17

% Moisture: 19 Date Analyzed: 04/25/17

Instrument: CHEM18 Column: rtx-vms Dilution Factor: 50

Soil Extract Volume 11894 (uL) pH: n.a. Soil Aliquot Vol: 100 (uL)

Matrix: (soil/water) Soil CONCENTRATION UNITS: (ug/L or ug/Kg) ug/Kg

CAS NO.	COMPOUND	CONC.	Q	MDL/LOD	RL/PQL	R
124-48-1	Dibromochloromethane	370	U	74	370	r
142-28-9	1,3-Dichloropropane	370	U	74	370	r
106-93-4	1,2-Dibromoethane	370	U	37	370	r
591-78-6	2-Hexanone	1800	U	370	1800	r
108-90-7	Chlorobenzene	370	U	37	370	r
100-41-4	Ethylbenzene	370	U	37	370	r
630-20-6	1,1,1,2-Tetrachloroethane	370	U	74	370	r
179601-23-1	m&p-Xylene	370	U	74	370	r
95-47-6	o-Xylene	370	U	74	370	r
100-42-5	Styrene	370	U	37	370	r
75-25-2	Bromoform	370	U	74	370	r
98-82-8	Isopropylbenzene	370	U	37	370	r
108-86-1	Bromobenzene	370	U	37	370	r
103-65-1	n-Propylbenzene	370	U	74	370	r
79-34-5	1,1,2,2-Tetrachloroethane	370	U	74	370	r
95-49-8	2-Chlorotoluene	370	U	74	370	r
108-67-8	1,3,5-Trimethylbenzene	370	U	37	370	r
96-18-4	1,2,3-Trichloropropane	370	U	37	370	r
110-57-6	trans-1,4-Dichloro-2-butene	740	U	180	740	r
106-43-4	4-Chlorotoluene	370	U	37	370	r
98-06-6	tert-Butylbenzene	370	U	37	370	r
95-63-6	1,2,4-Trimethylbenzene	370	U	37	370	r
135-98-8	sec-Butylbenzene	370	U	37	370	r
99-87-6	p-Isopropyltoluene	370	U	37	370	r
541-73-1	1,3-Dichlorobenzene	370	U	37	370	r
106-46-7	1,4-Dichlorobenzene	370	U	37	370	r
527-84-4	2-Isopropyltoluene	370	U	37	370	r
104-51-8	n-Butylbenzene	370	U	37	370	r
95-50-1	1,2-Dichlorobenzene	370	U	37	370	r
96-12-8	1,2-Dibromo-3-Chloropropane	370	U	74	370	r
87-68-3	Hexachlorobutadiene	370	U	37	370	r
120-82-1	1,2,4-Trichlorobenzene	370	U	74	370	r
91-20-3	Naphthalene	370	U	74	370	r
87-61-6	1,2,3-Trichlorobenzene	370	U	74	370	r

FORM I VOA

r=Result Reported U=Not Detected D=Reported Dilution E/J=Estimated Value X=Not Used S=Lab Solvent

Quantitation Report (QT Reviewed)

Data Path : H:\V2017\CHEM18\04APR\042517\
Data File : 0425M14.D
Acq On : 25 Apr 2017 2:00 pm
Operator :
Client ID : SW-1 S-3
Lab ID : BY06969 50X
ALS Vial : 1 Sample Multiplier: 1

Quant Time: Apr 25 15:01:55 2017
Quant Method : H:\V2017\CHEM18\Methods\VT-M0421.M
Quant Title : VOA Standards for 5 point calibration
QLast Update : Fri Apr 21 13:57:31 2017
Response via : Initial Calibration

Compound	R.T.	QIon	Response	Conc	Units	Dev(Min)
Internal Standards						
1) Pentafluorobenzene	3.485	168	310600	50.000	ug/l	0.00
29) 1,4-Difluorobenzene	3.824	114	424983	50.000	ug/l	0.00
45) Chlorobenzene-d5	5.932	117	371557	50.000	ug/l	0.00
58) 1,4-Dichlorobenzene-d4	7.988	152	193959	50.000	ug/l	0.00
83) 1,4-Dioxane d8	4.300	96	9546	500.000	ug/l	0.00
System Monitoring Compounds						
27) % Dibromofluoromethane	3.223	192	26692	46.944	ug/l	0.00
Spiked Amount 50.000	Range 70 - 130		Recovery = 93.88%			
40) % Toluene-d8	4.750	98	471967	43.520	ug/l	0.00
Spiked Amount 50.000	Range 70 - 130		Recovery = 87.04%			
57) % Bromofluorobenzene	6.968	95	173564	50.666	ug/l	0.00
Spiked Amount 50.000	Range 70 - 130		Recovery = 101.34%			
59) % 1,2-dichlorobenzene-d4	8.390	152	166115	46.605	ug/l	0.00
Spiked Amount 50.000	Range 70 - 130		Recovery = 93.22%			
Target Compounds						Qvalue

(#)out of range (m)manual integration reviewed by analyst (+)signals summed

Quantitation Report (QT Reviewed)

Data Path : H:\V2017\CHEM18\04APR\042517\
Data File : 0425M14.D
Acq On : 25 Apr 2017 2:00 pm
Operator :
Client ID : SW-1 S-3
Lab ID : BY06969 50X
ALS Vial : 1 Sample Multiplier: 1

Quant Time: Apr 25 15:01:55 2017
Quant Method : H:\V2017\CHEM18\Methods\VT-M0421.M
Quant Title : VOA Standards for 5 point calibration
QLast Update : Fri Apr 21 13:57:31 2017
Response via : Initial Calibration

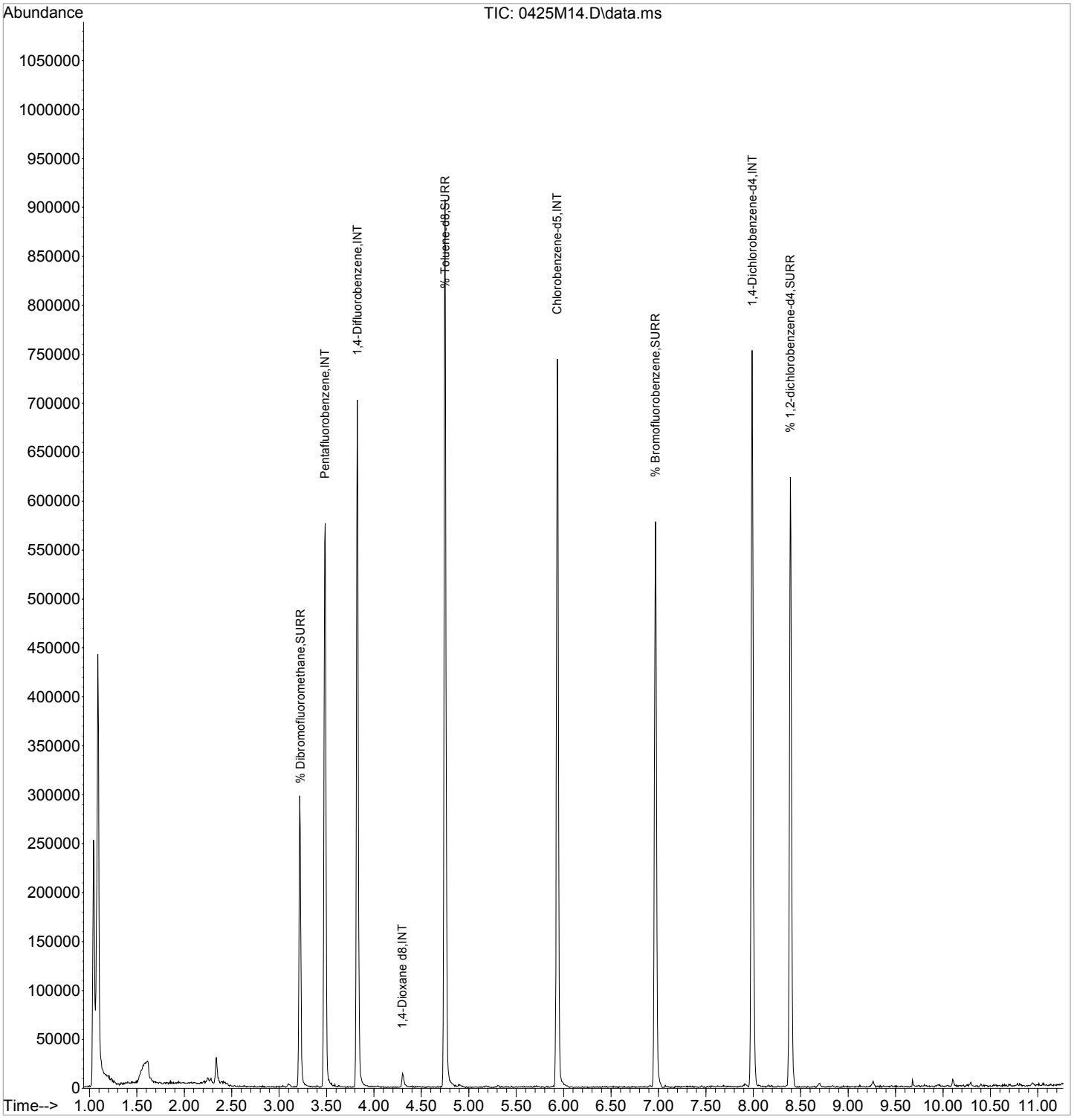

CLIENT ID

VOLATILE ORGANICS ANALYSIS DATA SHEET

MW-6 S-1

Client: NETC Lab: Phoenix Env. Labs

SDG No.: GBY06958 Lab Sample ID: BY06970

Sample wt/vol: 4.12 (g/mL) g Lab File ID: 0424M28.D

Level: (low/med/meth): Low Date Received: 04/19/17

% Moisture: 16 Date Analyzed: 04/25/17

Instrument: CHEM18 Column: rtx-vms Dilution Factor: 1

Purge Volume 5000 (uL) pH: n.a. Soil Aliquot Vol: 5000 (uL)

Matrix: (soil/water) Soil CONCENTRATION UNITS: (ug/L or ug/Kg) ug/Kg

CAS NO.	COMPOUND	CONC.	Q	MDL/LOD	RL/PQL	R
75-71-8	Dichlorodifluoromethane	7.2	U	0.72	7.2	r
74-87-3	Chloromethane	7.2	U	1.4	7.2	r
75-01-4	Vinyl Chloride	7.2	U	0.72	7.2	r
74-83-9	Bromomethane	7.2	U	2.9	7.2	r
75-00-3	Chloroethane	7.2	U	0.72	7.2	r
75-69-4	Trichlorofluoromethane	7.2	U	1.4	7.2	r
75-35-4	1,1-Dichloroethene	7.2	U	0.72	7.2	r
76-13-1	Trichlorotrifluoroethane	7.2	U	0.72	7.2	r
75-15-0	Carbon Disulfide	7.2	U	1.4	7.2	r
75-09-2	Methylene Chloride	7.2	U	7.2	7.2	r
67-64-1	Acetone	12	JS	7.2	36	r
156-60-5	Trans-1,2-Dichloroethene	7.2	U	0.72	7.2	r
1634-04-4	Methyl t-Butyl Ether (MTBE)	14	U	1.4	14	r
75-34-3	1,1-Dichloroethane	7.2	U	1.4	7.2	r
107-13-1	Acrylonitrile	14	U	1.4	14	r
156-59-2	Cis-1,2-Dichloroethene	7.2	U	0.72	7.2	r
594-20-7	2,2-Dichloropropane	7.2	U	0.72	7.2	r
74-97-5	Bromochloromethane	7.2	U	0.72	7.2	r
67-66-3	Chloroform	7.2	U	0.72	7.2	r
56-23-5	Carbon Tetrachloride	7.2	U	1.4	7.2	r
109-99-9	Tetrahydrofuran (THF)	14	U	3.6	14	r
71-55-6	1,1,1-Trichloroethane	7.2	U	0.72	7.2	r
78-93-3	Methyl Ethyl Ketone	43	U	7.2	43	r
563-58-6	1,1-Dichloropropene	7.2	U	0.72	7.2	r
71-43-2	Benzene	7.2	U	0.72	7.2	r
107-06-2	1,2-Dichloroethane	7.2	U	0.72	7.2	r
79-01-6	Trichloroethene	7.2	U	0.72	7.2	r
74-95-3	Dibromomethane	7.2	U	1.4	7.2	r
78-87-5	1,2-dichloropropane	7.2	U	1.4	7.2	r
75-27-4	Bromodichloromethane	7.2	U	1.4	7.2	r
10061-01-5	cis-1,3-Dichloropropene	7.2	U	0.72	7.2	r
108-88-3	Toluene	7.2	U	0.72	7.2	r
108-10-1	4-Methyl-2-Pentanone	36	U	7.2	36	r
127-18-4	Tetrachloroethene	7.2	U	1.4	7.2	r
10061-02-6	trans-1,3-Dichloropropene	7.2	U	0.72	7.2	r
79-00-5	1,1,2-Trichloroethane	7.2	U	1.4	7.2	r

FORM I VOA

r=Result Reported U=Not Detected D=Reported Dilution E/J=Estimated Value X=Not Used S=Lab Solvent

1

VOLATILE ORGANICS ANALYSIS DATA SHEET

CLIENT ID: MW-6 S-1

Client: NETC Lab: Phoenix Env. Labs

SDG No.: GBY06958 Lab Sample ID: BY06970

Sample wt/vol: 4.12 (g/mL) g Lab File ID: 0424M28.D

Level: (low/med/meth): Low Date Received: 04/19/17

% Moisture: 16 Date Analyzed: 04/25/17

Instrument: CHEM18 Column: rtx-vms Dilution Factor: 1

Purge Volume 5000 (uL) pH: n.a. Soil Aliquot Vol: 5000 (uL)

Matrix: (soil/water) Soil CONCENTRATION UNITS: (ug/L or ug/Kg) ug/Kg

CAS NO.	COMPOUND	CONC.	Q	MDL/LOD	RL/PQL	R
124-48-1	Dibromochloromethane	7.2	U	1.4	7.2	r
142-28-9	1,3-Dichloropropane	7.2	U	1.4	7.2	r
106-93-4	1,2-Dibromoethane	7.2	U	0.72	7.2	r
591-78-6	2-Hexanone	36	U	7.2	36	r
108-90-7	Chlorobenzene	7.2	U	0.72	7.2	r
100-41-4	Ethylbenzene	7.2	U	0.72	7.2	r
630-20-6	1,1,1,2-Tetrachloroethane	7.2	U	1.4	7.2	r
179601-23-1	m&p-Xylene	7.2	U	1.4	7.2	r
95-47-6	o-Xylene	7.2	U	1.4	7.2	r
100-42-5	Styrene	7.2	U	0.72	7.2	r
75-25-2	Bromoform	7.2	U	1.4	7.2	r
98-82-8	Isopropylbenzene	7.2	U	0.72	7.2	r
108-86-1	Bromobenzene	7.2	U	0.72	7.2	r
103-65-1	n-Propylbenzene	7.2	U	1.4	7.2	r
79-34-5	1,1,2,2-Tetrachloroethane	7.2	U	1.4	7.2	r
95-49-8	2-Chlorotoluene	7.2	U	1.4	7.2	r
108-67-8	1,3,5-Trimethylbenzene	7.2	U	0.72	7.2	r
96-18-4	1,2,3-Trichloropropane	7.2	U	0.72	7.2	r
110-57-6	trans-1,4-Dichloro-2-butene	14	U	3.6	14	r
106-43-4	4-Chlorotoluene	7.2	U	0.72	7.2	r
98-06-6	tert-Butylbenzene	7.2	U	0.72	7.2	r
95-63-6	1,2,4-Trimethylbenzene	7.2	U	0.72	7.2	r
135-98-8	sec-Butylbenzene	7.2	U	0.72	7.2	r
99-87-6	p-Isopropyltoluene	7.2	U	0.72	7.2	r
541-73-1	1,3-Dichlorobenzene	7.2	U	0.72	7.2	r
106-46-7	1,4-Dichlorobenzene	7.2	U	0.72	7.2	r
527-84-4	2-Isopropyltoluene	7.2	U	0.72	7.2	r
104-51-8	n-Butylbenzene	7.2	U	0.72	7.2	r
95-50-1	1,2-Dichlorobenzene	7.2	U	0.72	7.2	r
96-12-8	1,2-Dibromo-3-Chloropropane	7.2	U	1.4	7.2	r
87-68-3	Hexachlorobutadiene	7.2	U	0.72	7.2	r
120-82-1	1,2,4-Trichlorobenzene	7.2	U	1.4	7.2	r
91-20-3	Naphthalene	7.2	U	1.4	7.2	r
87-61-6	1,2,3-Trichlorobenzene	7.2	U	1.4	7.2	r

FORM I VOA

r=Result Reported U=Not Detected D=Reported Dilution E/J=Estimated Value X=Not Used S=Lab Solvent

Quantitation Report (QT Reviewed)

Data Path : H:\V2017\CHEM18\04APR\042417\
Data File : 0424M28.D
Acq On : 25 Apr 2017 2:31 am
Operator :
Client ID : MW-6 S-1
Lab ID : BY06970
ALS Vial : 1 Sample Multiplier: 1

Quant Time: Apr 25 07:51:52 2017
Quant Method : H:\V2017\CHEM18\Methods\VT-M0421.M
Quant Title : VOA Standards for 5 point calibration
QLast Update : Fri Apr 21 13:57:31 2017
Response via : Initial Calibration

Compound	R.T.	QIon	Response	Conc	Units	Dev(Min)
Internal Standards						
1) Pentafluorobenzene	3.484	168	318698	50.000	ug/l	0.00
29) 1,4-Difluorobenzene	3.824	114	440742	50.000	ug/l	0.00
45) Chlorobenzene-d5	5.932	117	346470	50.000	ug/l	0.00
58) 1,4-Dichlorobenzene-d4	7.988	152	119799	50.000	ug/l	0.00
83) 1,4-Dioxane d8	4.306	96	7685	500.000	ug/l	0.00
System Monitoring Compounds						
27) % Dibromofluoromethane	3.218	192	31643	54.238	ug/l	0.00
Spiked Amount 50.000	Range 70 - 130		Recovery = 108.48%			
40) % Toluene-d8	4.750	98	502493	44.678	ug/l	0.00
Spiked Amount 50.000	Range 70 - 130		Recovery = 89.36%			
57) % Bromofluorobenzene	6.968	95	136728	42.803	ug/l	0.00
Spiked Amount 50.000	Range 70 - 130		Recovery = 85.60%			
59) % 1,2-dichlorobenzene-d4	8.390	152	121111	55.013	ug/l	0.00
Spiked Amount 50.000	Range 70 - 130		Recovery = 110.02%			
Target Compounds						Qvalue
13) Acetone	2.276	43	6657	8.457	ug/l	83

(#)out of range (m)manual integration reviewed by analyst (+)signals summed

Quantitation Report (QT Reviewed)

Data Path : H:\V2017\CHEM18\04APR\042417\
Data File : 0424M28.D
Acq On : 25 Apr 2017 2:31 am
Operator :
Client ID : MW-6 S-1
Lab ID : BY06970
ALS Vial : 1 Sample Multiplier: 1

Quant Time: Apr 25 07:51:52 2017
Quant Method : H:\V2017\CHEM18\Methods\VT-M0421.M
Quant Title : VOA Standards for 5 point calibration
QLast Update : Fri Apr 21 13:57:31 2017
Response via : Initial Calibration



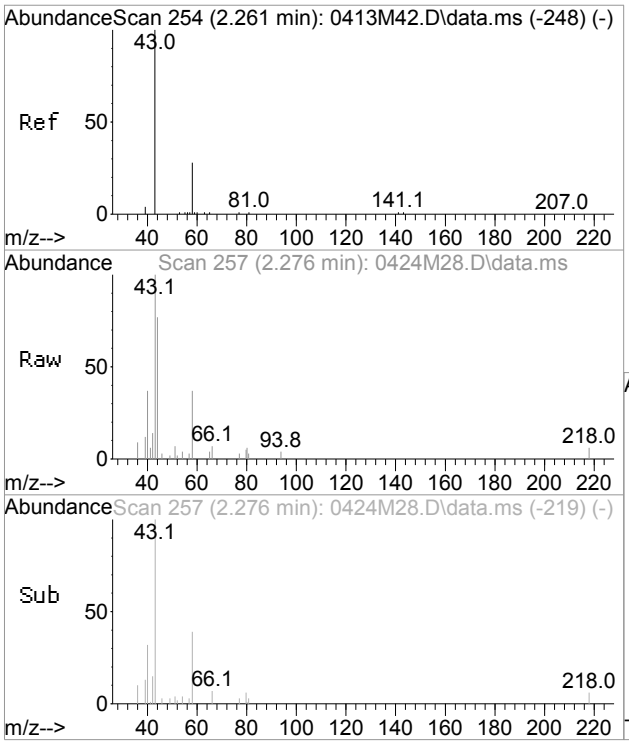

#13
Acetone
Concen: 8.46 ug/l
RT: 2.276 min Scan# 257
Delta R.T. -0.000 min
Lab File: 0424M28.D
Acq: 25 Apr 2017 2:31 am

Tgt Ion: 43 Resp: 6657

Ion	Ratio	Lower	Upper
43	100		
58	26.8	7.2	67.2

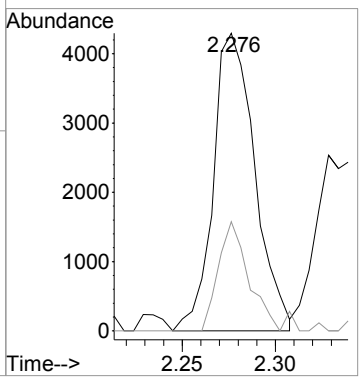

VOLATILE ORGANICS ANALYSIS DATA SHEET

CLIENT ID: FD-4 S-1 LL

Client: NETC Lab: Phoenix Env. Labs

SDG No.: GBY06958 Lab Sample ID: BY06975

Sample wt/vol: 2.51 (g/mL) g Lab File ID: 0424M29.D

Level: (low/med/meth): Low Date Received: 04/19/17

% Moisture: 31 Date Analyzed: 04/25/17

Instrument: CHEM18 Column: rtx-vms Dilution Factor: 1

Purge Volume 5000 (uL) pH: n.a. Soil Aliquot Vol: 5000 (uL)

Matrix: (soil/water) Soil CONCENTRATION UNITS: (ug/L or ug/Kg) ug/Kg

CAS NO.	COMPOUND	CONC.	Q	MDL/LOD	RL/PQL	R
75-71-8	Dichlorodifluoromethane	4.3	J	1.4	14	r
74-87-3	Chloromethane	14	U	2.9	14	r
75-01-4	Vinyl Chloride	14	U	1.4	14	r
74-83-9	Bromomethane	14	U	5.8	14	r
75-00-3	Chloroethane	14	U	1.4	14	r
75-69-4	Trichlorofluoromethane	200	X	2.9	14	
75-35-4	1,1-Dichloroethene	14	U	1.4	14	r
76-13-1	Trichlorotrifluoroethane	14	U	1.4	14	r
75-15-0	Carbon Disulfide	14	U	2.9	14	r
75-09-2	Methylene Chloride	14	U	14	14	r
67-64-1	Acetone	21	JS	14	50	r
156-60-5	Trans-1,2-Dichloroethene	14	U	1.4	14	r
1634-04-4	Methyl t-Butyl Ether (MTBE)	29	U	2.9	29	r
75-34-3	1,1-Dichloroethane	14	U	2.9	14	r
107-13-1	Acrylonitrile	29	U	2.9	29	r
156-59-2	Cis-1,2-Dichloroethene	14	U	1.4	14	r
594-20-7	2,2-Dichloropropane	14	U	1.4	14	r
74-97-5	Bromochloromethane	14	U	1.4	14	r
67-66-3	Chloroform	14	U	1.4	14	r
56-23-5	Carbon Tetrachloride	14	U	2.9	14	r
109-99-9	Tetrahydrofuran (THF)	29	U	7.2	29	r
71-55-6	1,1,1-Trichloroethane	14	U	1.4	14	r
78-93-3	Methyl Ethyl Ketone	87	U	14	87	r
563-58-6	1,1-Dichloropropene	14	U	1.4	14	r
71-43-2	Benzene	14	U	1.4	14	r
107-06-2	1,2-Dichloroethane	3.2	J	1.4	14	r
79-01-6	Trichloroethene	14	U	1.4	14	r
74-95-3	Dibromomethane	14	U	2.9	14	r
78-87-5	1,2-dichloropropane	14	U	2.9	14	r
75-27-4	Bromodichloromethane	14	U	2.9	14	r
10061-01-5	cis-1,3-Dichloropropene	14	U	1.4	14	r
108-88-3	Toluene	14	U	1.4	14	r
108-10-1	4-Methyl-2-Pentanone	72	U	14	72	r
127-18-4	Tetrachloroethene	14	U	2.9	14	r
10061-02-6	trans-1,3-Dichloropropene	14	U	1.4	14	r
79-00-5	1,1,2-Trichloroethane	14	U	2.9	14	r

FORM I VOA

r=Result Reported U=Not Detected D=Reported Dilution E/J=Estimated Value X=Not Used S=Lab Solvent

CLIENT ID

VOLATILE ORGANICS ANALYSIS DATA SHEET

FD-4 S-1 LL

Client: NETC Lab: Phoenix Env. Labs

SDG No.: GBY06958 Lab Sample ID: BY06975

Sample wt/vol: 2.51 (g/mL) g Lab File ID: 0424M29.D

Level: (low/med/meth): Low Date Received: 04/19/17

% Moisture: 31 Date Analyzed: 04/25/17

Instrument: CHEM18 Column: rtx-vms Dilution Factor: 1

Purge Volume 5000 (uL) pH: n.a. Soil Aliquot Vol: 5000 (uL)

Matrix: (soil/water) Soil CONCENTRATION UNITS: (ug/L or ug/Kg) ug/Kg

CAS NO.	COMPOUND	CONC.	Q	MDL/LOD	RL/PQL	R
124-48-1	Dibromochloromethane	14	U	2.9	14	r
142-28-9	1,3-Dichloropropane	14	U	2.9	14	r
106-93-4	1,2-Dibromoethane	14	U	1.4	14	r
591-78-6	2-Hexanone	72	U	14	72	r
108-90-7	Chlorobenzene	14	U	1.4	14	
100-41-4	Ethylbenzene	14	U	1.4	14	r
630-20-6	1,1,1,2-Tetrachloroethane	14	U	2.9	14	r
179601-23-1	m&p-Xylene	14	U	2.9	14	r
95-47-6	o-Xylene	14	U	2.9	14	r
100-42-5	Styrene	14	U	1.4	14	r
75-25-2	Bromoform	14	U	2.9	14	r
98-82-8	Isopropylbenzene	14	U	1.4	14	
108-86-1	Bromobenzene	14	U	1.4	14	
103-65-1	n-Propylbenzene	14	U	2.9	14	
79-34-5	1,1,2,2-Tetrachloroethane	14	U	2.9	14	
95-49-8	2-Chlorotoluene	14	U	2.9	14	
108-67-8	1,3,5-Trimethylbenzene	14	U	1.4	14	
96-18-4	1,2,3-Trichloropropane	14	U	1.4	14	
110-57-6	trans-1,4-Dichloro-2-butene	29	U	7.2	29	
106-43-4	4-Chlorotoluene	14	U	1.4	14	
98-06-6	tert-Butylbenzene	14	U	1.4	14	
95-63-6	1,2,4-Trimethylbenzene	14	U	1.4	14	
135-98-8	sec-Butylbenzene	14	U	1.4	14	
99-87-6	p-Isopropyltoluene	14	U	1.4	14	
541-73-1	1,3-Dichlorobenzene	14	U	1.4	14	
106-46-7	1,4-Dichlorobenzene	14	U	1.4	14	
527-84-4	2-Isopropyltoluene	14	U	1.4	14	
104-51-8	n-Butylbenzene	14	U	1.4	14	
95-50-1	1,2-Dichlorobenzene	14	U	1.4	14	
96-12-8	1,2-Dibromo-3-Chloropropane	14	U	2.9	14	
87-68-3	Hexachlorobutadiene	14	U	1.4	14	
120-82-1	1,2,4-Trichlorobenzene	14	U	2.9	14	
91-20-3	Naphthalene	14	U	2.9	14	
87-61-6	1,2,3-Trichlorobenzene	14	U	2.9	14	

FORM I VOA

r=Result Reported U=Not Detected D=Reported Dilution E/J=Estimated Value X=Not Used S=Lab Solvent

Quantitation Report (QT Reviewed)

Data Path : H:\V2017\CHEM18\04APR\042417\
Data File : 0424M29.D
Acq On : 25 Apr 2017 2:53 am
Operator :
Client ID : FD-4 S-1 LL
Lab ID : BY06975
ALS Vial : 1 Sample Multiplier: 1

Quant Time: Apr 25 07:51:54 2017
Quant Method : H:\V2017\CHEM18\Methods\VT-M0421.M
Quant Title : VOA Standards for 5 point calibration
QLast Update : Fri Apr 21 13:57:31 2017
Response via : Initial Calibration

Compound	R.T.	QIon	Response	Conc	Units	Dev(Min)
Internal Standards						
1) Pentafluorobenzene	3.485	168	303807	50.000	ug/l	0.00
29) 1,4-Difluorobenzene	3.825	114	399088	50.000	ug/l	0.00
45) Chlorobenzene-d5	5.938	117	263218	50.000	ug/l	0.00
58) 1,4-Dichlorobenzene-d4	7.993	152	75475	50.000	ug/l	0.00
83) 1,4-Dioxane d8	4.306	96	5678	500.000	ug/l	0.00
System Monitoring Compounds						
27) % Dibromofluoromethane	3.218	192	29016	52.173	ug/l	0.00
Spiked Amount 50.000	Range 70 - 130		Recovery = 104.34%			
40) % Toluene-d8	4.750	98	428645	42.090	ug/l	0.00
Spiked Amount 50.000	Range 70 - 130		Recovery = 84.18%			
57) % Bromofluorobenzene	6.968	95	94216	38.823	ug/l	0.00
Spiked Amount 50.000	Range 70 - 130		Recovery = 77.64%			
59) % 1,2-dichlorobenzene-d4	8.391	152	67229	48.472	ug/l	0.00
Spiked Amount 50.000	Range 70 - 130		Recovery = 96.94%			
Target Compounds						Qvalue
2) Dichlorodifluoromethane	1.173	85	4209	1.499	ug/l	99
7) Trichlorofluoromethane	1.665	101	269445	69.232	ug/l	99
13) Acetone	2.276	43	5408	7.207	ug/l	77
32) 1,2-Dichloroethane	3.579	62	3167	1.118	ug/l	72

(#)out of range (m)manual integration reviewed by analyst (+)signals summed

Data Path : H:\V2017\CHEM18\04APR\042417\
Data File : 0424M29.D
Acq On : 25 Apr 2017 2:53 am
Operator :
Client ID : FD-4 S-1 LL
Lab ID : BY06975
ALS Vial : 1 Sample Multiplier: 1

Quant Time: Apr 25 07:51:54 2017
Quant Method : H:\V2017\CHEM18\Methods\VT-M0421.M
Quant Title : VOA Standards for 5 point calibration
QLast Update : Fri Apr 21 13:57:31 2017
Response via : Initial Calibration

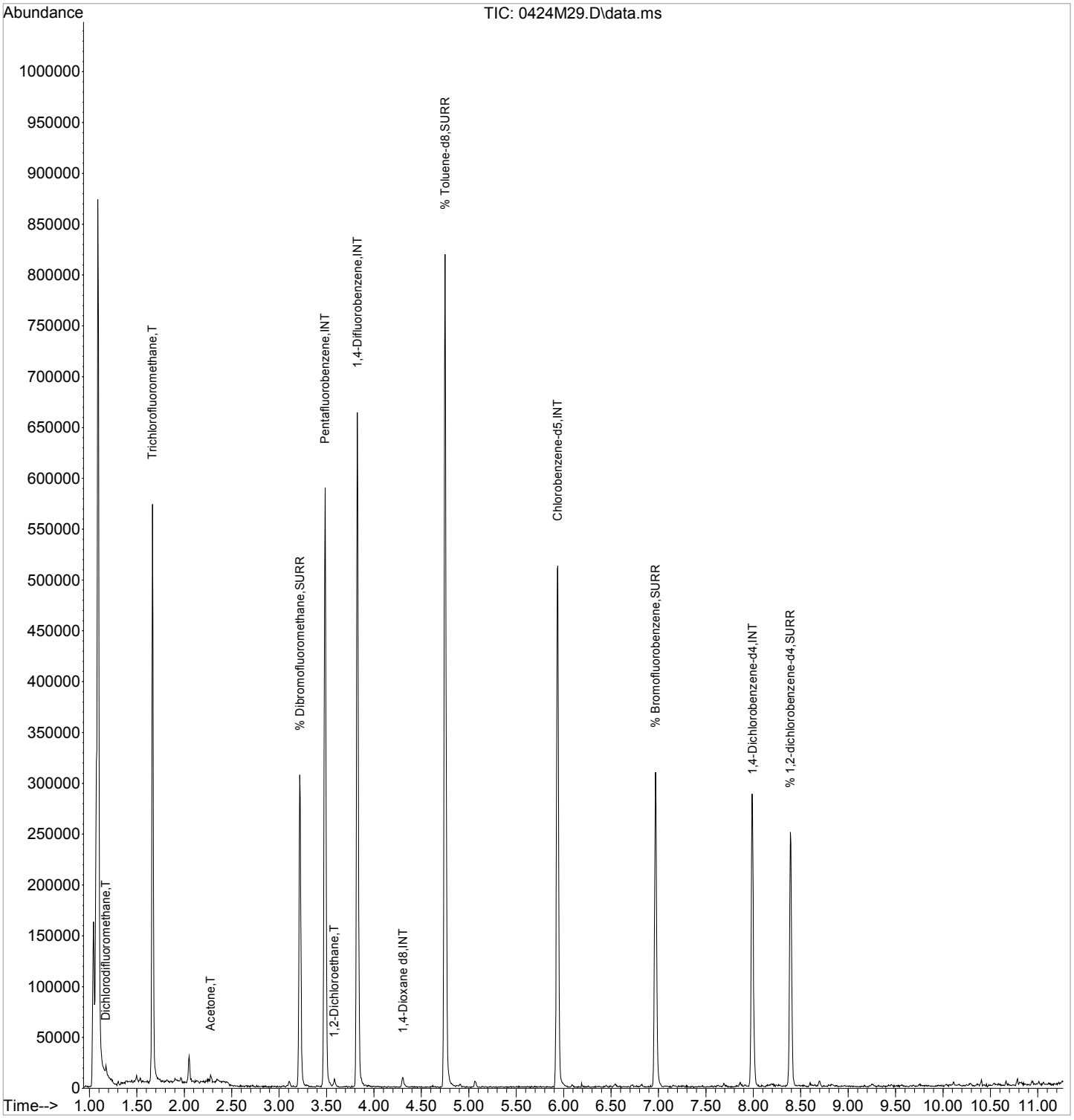

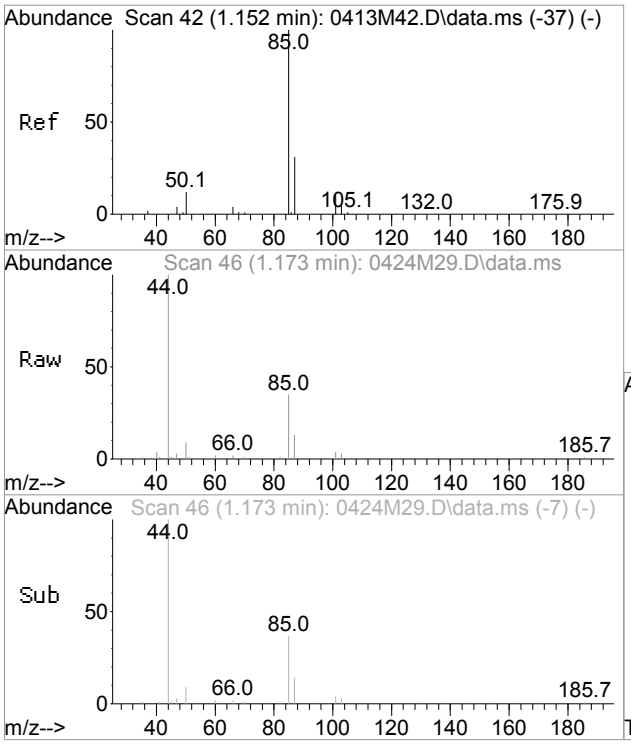

#2
Dichlorodifluoromethane
Concen: 1.50 ug/l
RT: 1.173 min Scan# 46
Delta R.T. 0.005 min
Lab File: 0424M29.D
Acq: 25 Apr 2017 2:53 am

Tgt Ion: 85 Resp: 4209

Ion	Ratio	Lower	Upper
85	100		
87	32.4	3.0	63.0

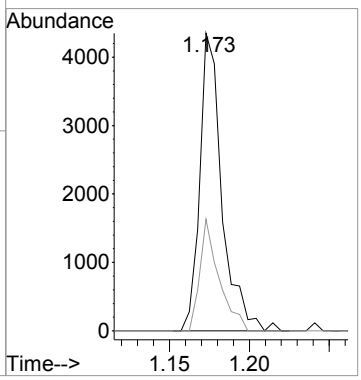

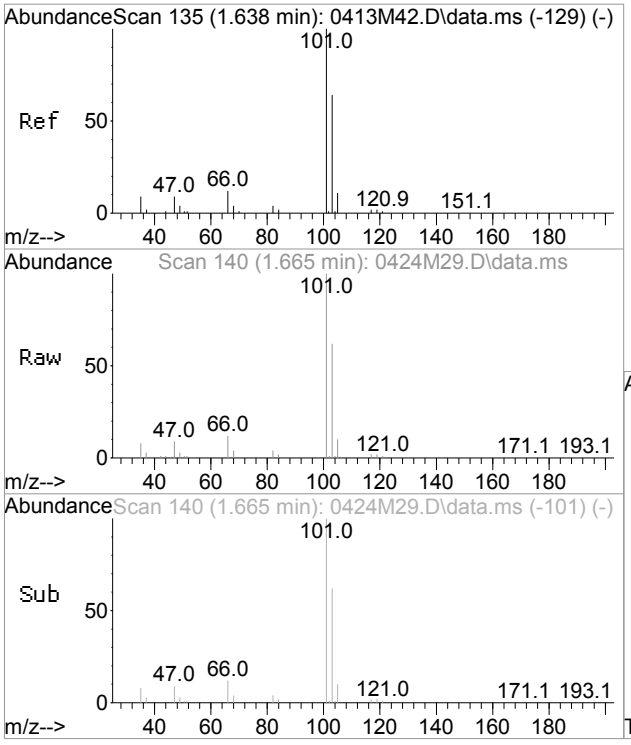

#7
Trichlorofluoromethane
Concen: 69.23 ug/l
RT: 1.665 min Scan# 140
Delta R.T. 0.005 min
Lab File: 0424M29.D
Acq: 25 Apr 2017 2:53 am

Tgt Ion:101 Resp: 269445

Ion	Ratio	Lower	Upper
101	100		
103	64.4	35.3	95.3

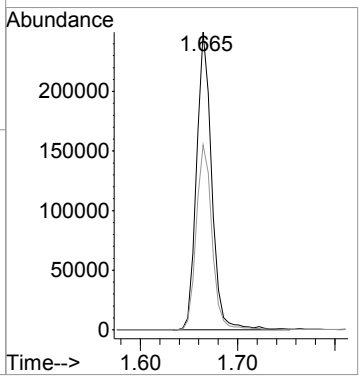

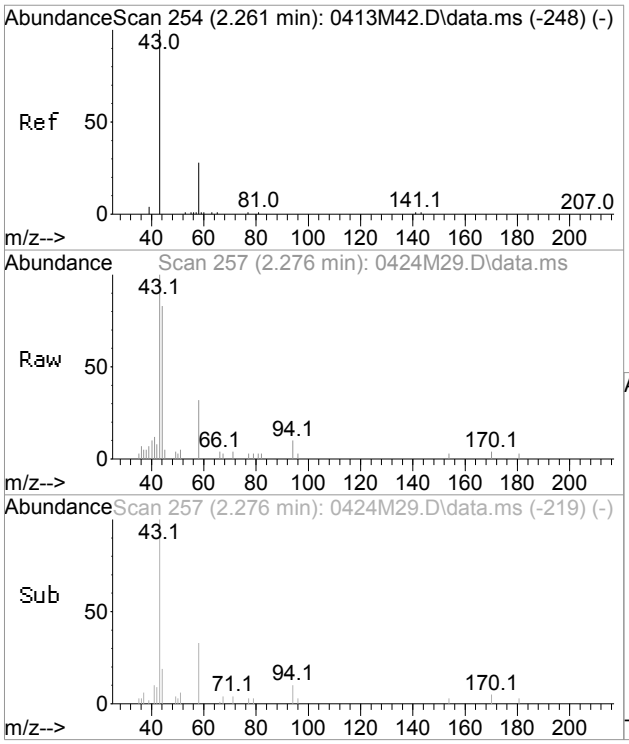

#13
Acetone
Concen: 7.21 ug/l
RT: 2.276 min Scan# 257
Delta R.T. 0.000 min
Lab File: 0424M29.D
Acq: 25 Apr 2017 2:53 am

Tgt Ion: 43 Resp: 5408

Ion	Ratio	Lower	Upper
43	100		
58	23.2	7.2	67.2

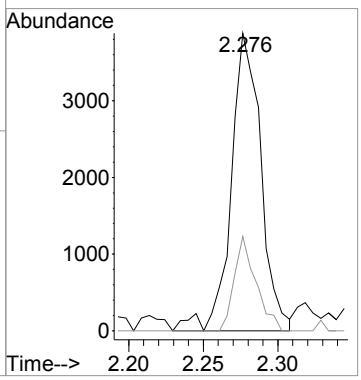

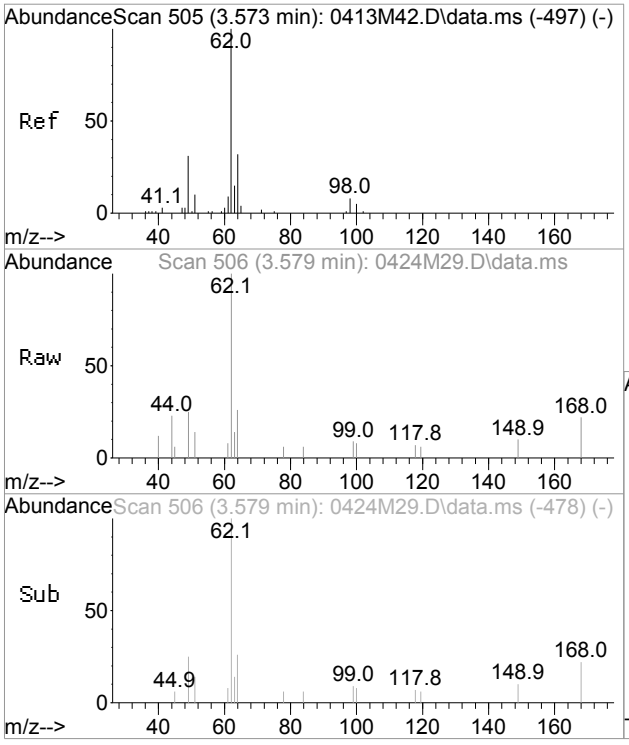

#32
1,2-Dichloroethane
Concen: 1.12 ug/l
RT: 3.579 min Scan# 506
Delta R.T. -0.005 min
Lab File: 0424M29.D
Acq: 25 Apr 2017 2:53 am

Tgt Ion: 62 Resp: 3167

Ion	Ratio	Lower	Upper
62	100		
98	0.0	0.0	40.3

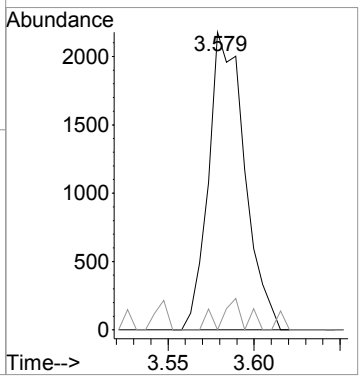

CLIENT ID

VOLATILE ORGANICS ANALYSIS DATA SHEET

FD-4 S-1 HL

Client: NETC Lab: Phoenix Env. Labs

SDG No.: GBY06958 Lab Sample ID: BY06975 50X

Sample wt/vol: 5.49 (g/mL) g Lab File ID: 0425M18.D

Level: (low/med/meth): Meth Date Received: 04/19/17

% Moisture: 31 Date Analyzed: 04/25/17

Instrument: CHEM18 Column: rtx-vms Dilution Factor: 50

Soil Extract Volume 11702 (uL) pH: n.a. Soil Aliquot Vol: 100 (uL)

Matrix: (soil/water) Soil CONCENTRATION UNITS: (ug/L or ug/Kg) ug/Kg

CAS NO.	COMPOUND	CONC.	Q	MDL/LOD	RL/PQL	R
75-71-8	Dichlorodifluoromethane	770	U	77	770	
74-87-3	Chloromethane	770	U	150	770	
75-01-4	Vinyl Chloride	770	U	77	770	
74-83-9	Bromomethane	770	U	310	770	
75-00-3	Chloroethane	770	U	77	770	
75-69-4	Trichlorofluoromethane	11000		150	770	r
75-35-4	1,1-Dichloroethene	770	U	77	770	
76-13-1	Trichlorotrifluoroethane	770	U	77	770	
75-15-0	Carbon Disulfide	770	U	150	770	
75-09-2	Methylene Chloride	770	U	770	770	
67-64-1	Acetone	3900	U	770	3900	
156-60-5	Trans-1,2-Dichloroethene	770	U	77	770	
1634-04-4	Methyl t-Butyl Ether (MTBE)	1500	U	150	1500	
75-34-3	1,1-Dichloroethane	770	U	150	770	
107-13-1	Acrylonitrile	1500	U	150	1500	
156-59-2	Cis-1,2-Dichloroethene	770	U	77	770	
594-20-7	2,2-Dichloropropane	770	U	77	770	
74-97-5	Bromochloromethane	770	U	77	770	
67-66-3	Chloroform	770	U	77	770	
56-23-5	Carbon Tetrachloride	770	U	150	770	
109-99-9	Tetrahydrofuran (THF)	1500	U	390	1500	
71-55-6	1,1,1-Trichloroethane	770	U	77	770	
78-93-3	Methyl Ethyl Ketone	4600	U	770	4600	
563-58-6	1,1-Dichloropropene	770	U	77	770	
71-43-2	Benzene	770	U	77	770	
107-06-2	1,2-Dichloroethane	770	U	77	770	
79-01-6	Trichloroethene	770	U	77	770	
74-95-3	Dibromomethane	770	U	150	770	
78-87-5	1,2-dichloropropane	770	U	150	770	
75-27-4	Bromodichloromethane	770	U	150	770	
10061-01-5	cis-1,3-Dichloropropene	770	U	77	770	
108-88-3	Toluene	770	U	77	770	
108-10-1	4-Methyl-2-Pentanone	3900	U	770	3900	
127-18-4	Tetrachloroethene	770	U	150	770	
10061-02-6	trans-1,3-Dichloropropene	770	U	77	770	
79-00-5	1,1,2-Trichloroethane	770	U	150	770	

FORM I VOA

r=Result Reported U=Not Detected D=Reported Dilution E/J=Estimated Value X=Not Used S=Lab Solvent

CLIENT ID

VOLATILE ORGANICS ANALYSIS DATA SHEET

FD-4 S-1 HL

Client: NETC Lab: Phoenix Env. Labs

SDG No.: GBY06958 Lab Sample ID: BY06975 50X

Sample wt/vol: 5.49 (g/mL) g Lab File ID: 0425M18.D

Level: (low/med/meth): Meth Date Received: 04/19/17

% Moisture: 31 Date Analyzed: 04/25/17

Instrument: CHEM18 Column: rtx-vms Dilution Factor: 50

Soil Extract Volume 11702 (uL) pH: n.a. Soil Aliquot Vol: 100 (uL)

Matrix: (soil/water) Soil CONCENTRATION UNITS: (ug/L or ug/Kg) ug/Kg

CAS NO.	COMPOUND	CONC.	Q	MDL/LOD	RL/PQL	R
124-48-1	Dibromochloromethane	770	U	150	770	
142-28-9	1,3-Dichloropropane	770	U	150	770	
106-93-4	1,2-Dibromoethane	770	U	77	770	
591-78-6	2-Hexanone	3900	U	770	3900	
108-90-7	Chlorobenzene	400	J	77	770	r
100-41-4	Ethylbenzene	770	U	77	770	
630-20-6	1,1,1,2-Tetrachloroethane	770	U	150	770	
179601-23-1	m&p-Xylene	770	U	150	770	
95-47-6	o-Xylene	770	U	150	770	
100-42-5	Styrene	770	U	77	770	
75-25-2	Bromoform	770	U	150	770	
98-82-8	Isopropylbenzene	770	U	77	770	r
108-86-1	Bromobenzene	770	U	77	770	r
103-65-1	n-Propylbenzene	770	U	150	770	r
79-34-5	1,1,2,2-Tetrachloroethane	770	U	150	770	r
95-49-8	2-Chlorotoluene	770	U	150	770	r
108-67-8	1,3,5-Trimethylbenzene	770	U	77	770	r
96-18-4	1,2,3-Trichloropropane	770	U	77	770	r
110-57-6	trans-1,4-Dichloro-2-butene	1500	U	390	1500	r
106-43-4	4-Chlorotoluene	770	U	77	770	r
98-06-6	tert-Butylbenzene	770	U	77	770	r
95-63-6	1,2,4-Trimethylbenzene	770	U	77	770	r
135-98-8	sec-Butylbenzene	770	U	77	770	r
99-87-6	p-Isopropyltoluene	770	U	77	770	r
541-73-1	1,3-Dichlorobenzene	770	U	77	770	r
106-46-7	1,4-Dichlorobenzene	770	U	77	770	r
527-84-4	2-Isopropyltoluene	770	U	77	770	r
104-51-8	n-Butylbenzene	770	U	77	770	r
95-50-1	1,2-Dichlorobenzene	770	U	77	770	r
96-12-8	1,2-Dibromo-3-Chloropropane	770	U	150	770	r
87-68-3	Hexachlorobutadiene	370	J	77	770	r
120-82-1	1,2,4-Trichlorobenzene	770	U	150	770	r
91-20-3	Naphthalene	770	U	150	770	r
87-61-6	1,2,3-Trichlorobenzene	770	U	150	770	r

FORM I VOA

r=Result Reported U=Not Detected D=Reported Dilution E/J=Estimated Value X=Not Used S=Lab Solvent

Quantitation Report (QT Reviewed)

Data Path : H:\V2017\CHEM18\04APR\042517\
Data File : 0425M18.D
Acq On : 25 Apr 2017 3:29 pm
Operator :
Client ID : FD-4 S-1 HL
Lab ID : BY06975 50X
ALS Vial : 1 Sample Multiplier: 1

Quant Time: Apr 26 09:53:32 2017
Quant Method : H:\V2017\CHEM18\Methods\VT-M0421.M
Quant Title : VOA Standards for 5 point calibration
QLast Update : Fri Apr 21 13:57:31 2017
Response via : Initial Calibration

Compound	R.T.	QIon	Response	Conc	Units	Dev(Min)
Internal Standards						
1) Pentafluorobenzene	3.484	168	308011	50.000	ug/l	0.00
29) 1,4-Difluorobenzene	3.824	114	419261	50.000	ug/l	0.00
45) Chlorobenzene-d5	5.932	117	372974	50.000	ug/l	0.00
58) 1,4-Dichlorobenzene-d4	7.988	152	192333	50.000	ug/l	0.00
83) 1,4-Dioxane d8	4.306	96	9450	500.000	ug/l	0.00
System Monitoring Compounds						
27) % Dibromofluoromethane	3.218	192	27520	48.807	ug/l	0.00
Spiked Amount 50.000	Range 70 - 130		Recovery = 97.62%			
40) % Toluene-d8	4.750	98	475530	44.447	ug/l	0.00
Spiked Amount 50.000	Range 70 - 130		Recovery = 88.90%			
57) % Bromofluorobenzene	6.968	95	173812	50.545	ug/l	0.00
Spiked Amount 50.000	Range 70 - 130		Recovery = 101.10%			
59) % 1,2-dichlorobenzene-d4	8.390	152	166451	47.095	ug/l	0.00
Spiked Amount 50.000	Range 70 - 130		Recovery = 94.18%			
Target Compounds						Qvalue
7) Trichlorofluoromethane	1.638	101	269974	68.421	ug/l	99
50) Chlorobenzene	5.953	112	14438	2.560	ug/l	93
79) Hexachlorobutadiene	9.808	225	4756	2.364	ug/l	93

(#)out of range (m)manual integration reviewed by analyst (+)signals summed

Quantitation Report (QT Reviewed)

Data Path : H:\V2017\CHEM18\04APR\042517\
Data File : 0425M18.D
Acq On : 25 Apr 2017 3:29 pm
Operator :
Client ID : FD-4 S-1 HL
Lab ID : BY06975 50X
ALS Vial : 1 Sample Multiplier: 1

Quant Time: Apr 26 09:53:32 2017
Quant Method : H:\V2017\CHEM18\Methods\VT-M0421.M
Quant Title : VOA Standards for 5 point calibration
QLast Update : Fri Apr 21 13:57:31 2017
Response via : Initial Calibration

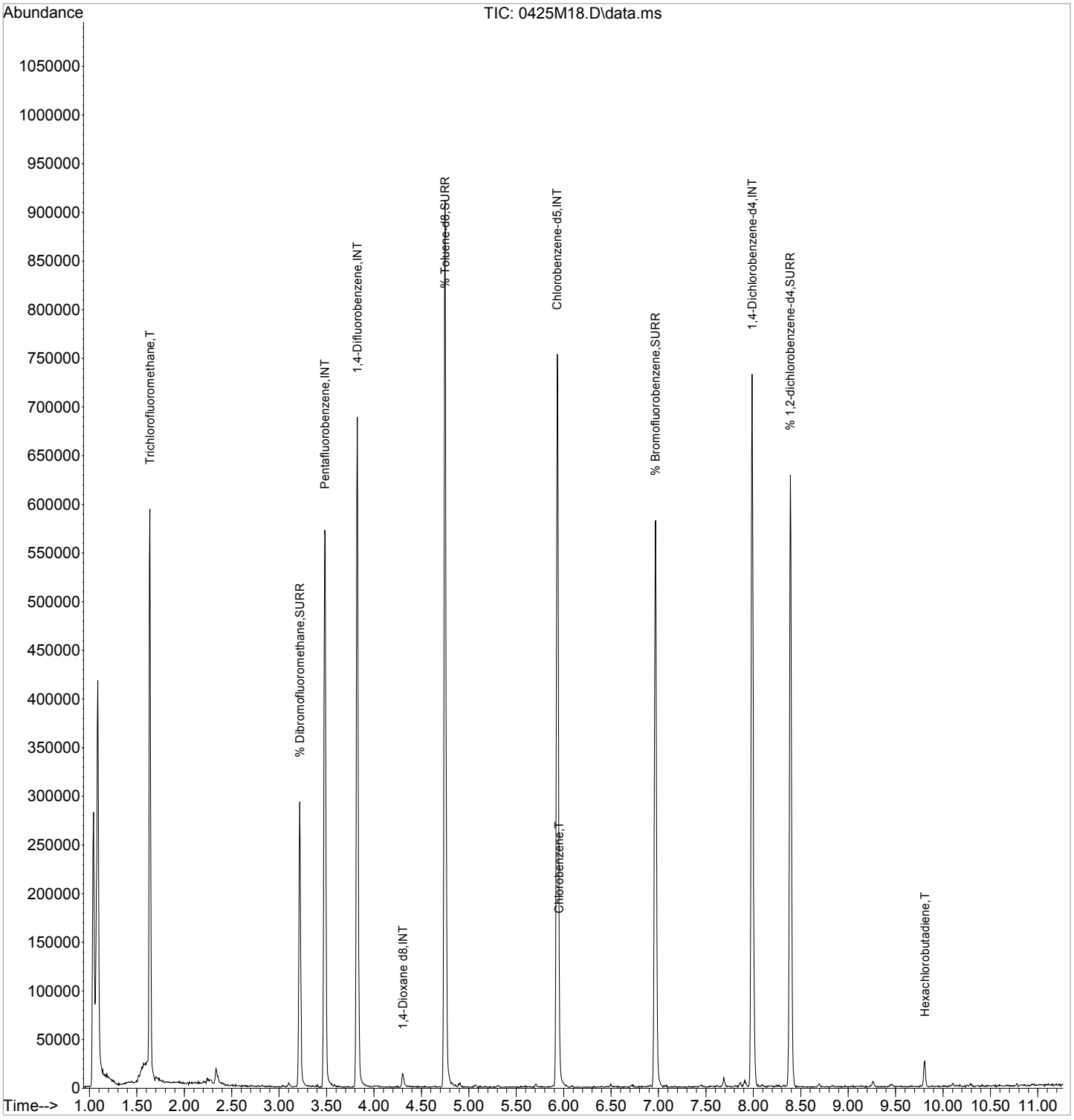

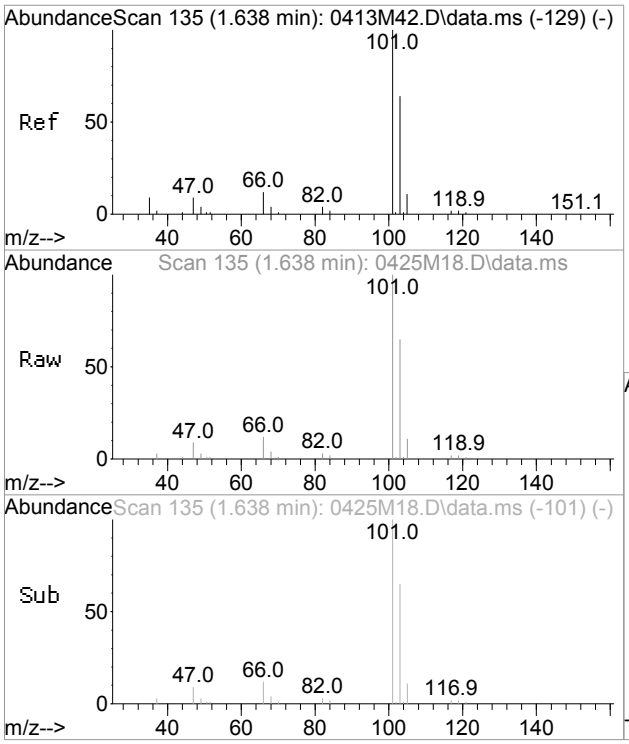

#7
Trichlorofluoromethane
Concen: 68.42 ug/l
RT: 1.638 min Scan# 135
Delta R.T. -0.021 min
Lab File: 0425M18.D
Acq: 25 Apr 2017 3:29 pm

Tgt Ion:101 Resp: 269974

Ion	Ratio	Lower	Upper
101	100		
103	64.8	35.3	95.3

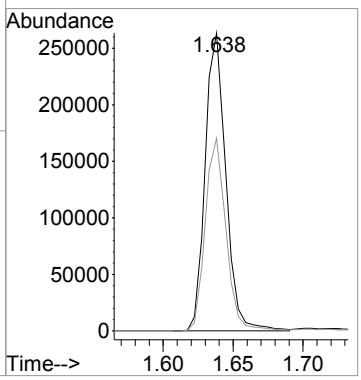

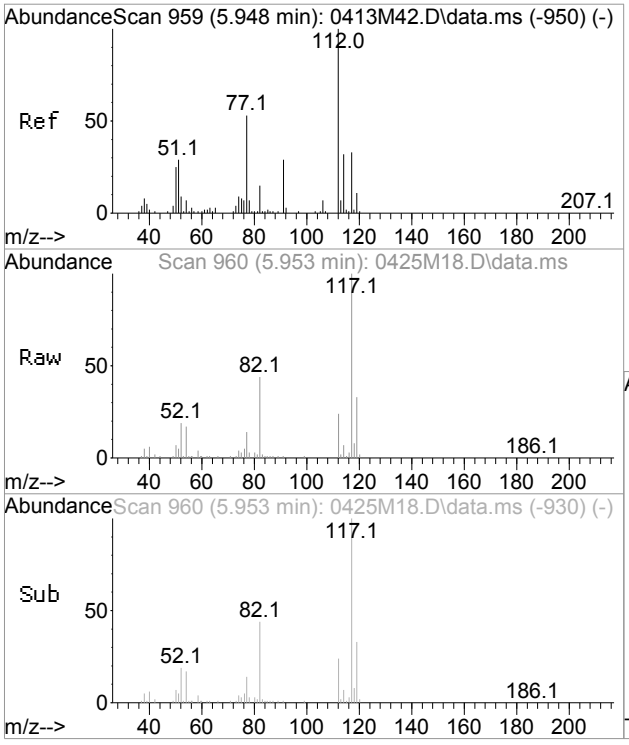

#50
Chlorobenzene
Concen: 2.56 ug/l
RT: 5.953 min Scan# 960
Delta R.T. 0.005 min
Lab File: 0425M18.D
Acq: 25 Apr 2017 3:29 pm

Tgt Ion:112 Resp: 14438

Ion	Ratio	Lower	Upper
112	100		
114	29.5	2.6	62.6
77	56.8	21.2	81.2

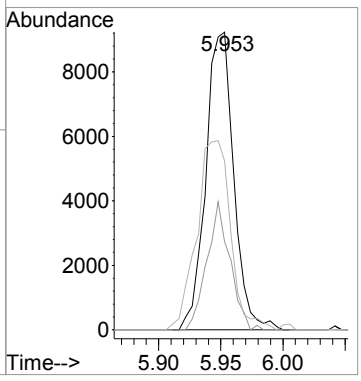

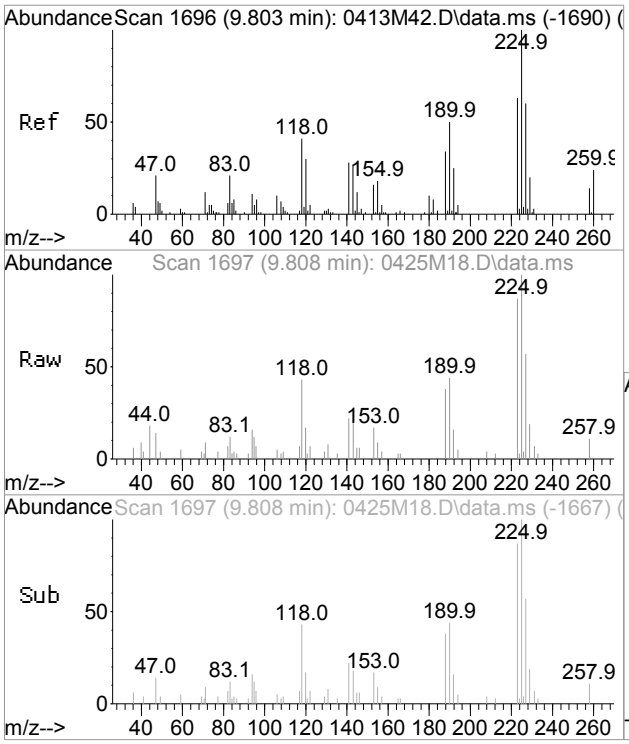

#79
Hexachlorobutadiene
Concen: 2.36 ug/l
RT: 9.808 min Scan# 1697
Delta R.T. 0.005 min
Lab File: 0425M18.D
Acq: 25 Apr 2017 3:29 pm

Tgt Ion:225 Resp: 4756

Ion	Ratio	Lower	Upper
225	100		
223	65.4	32.5	92.5
227	56.2	33.6	93.6

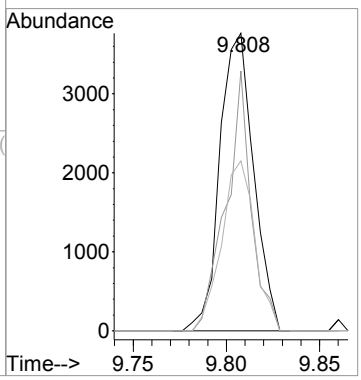

1

CLIENT ID

VOLATILE ORGANICS ANALYSIS DATA SHEET

FD-1 LL

Client: NETC Lab: Phoenix Env. Labs

SDG No.: GBY06958 Lab Sample ID: BY06980

Sample wt/vol: 3.27 (g/mL) g Lab File ID: 0424M30.D

Level: (low/med/meth): Low Date Received: 04/19/17

% Moisture: 31 Date Analyzed: 04/25/17

Instrument: CHEM18 Column: rtx-vms Dilution Factor: 1

Purge Volume 5000 (uL) pH: n.a. Soil Aliquot Vol: 5000 (uL)

Matrix: (soil/water) Soil CONCENTRATION UNITS: (ug/L or ug/Kg) ug/Kg

CAS NO.	COMPOUND	CONC.	Q	MDL/LOD	RL/PQL	R
75-71-8	Dichlorodifluoromethane	11	U	1.1	11	r
74-87-3	Chloromethane	11	U	2.2	11	r
75-01-4	Vinyl Chloride	11	U	1.1	11	r
74-83-9	Bromomethane	11	U	4.4	11	r
75-00-3	Chloroethane	11	U	1.1	11	r
75-69-4	Trichlorofluoromethane	1000	X	2.2	11	
75-35-4	1,1-Dichloroethene	11	U	1.1	11	r
76-13-1	Trichlorotrifluoroethane	11	U	1.1	11	r
75-15-0	Carbon Disulfide	20		2.2	11	r
75-09-2	Methylene Chloride	11	U	11	11	r
67-64-1	Acetone	43	JS	11	50	r
156-60-5	Trans-1,2-Dichloroethene	11	U	1.1	11	r
1634-04-4	Methyl t-Butyl Ether (MTBE)	22	U	2.2	22	r
75-34-3	1,1-Dichloroethane	11	U	2.2	11	r
107-13-1	Acrylonitrile	22	U	2.2	22	r
156-59-2	Cis-1,2-Dichloroethene	11	U	1.1	11	r
594-20-7	2,2-Dichloropropane	11	U	1.1	11	r
74-97-5	Bromochloromethane	11	U	1.1	11	r
67-66-3	Chloroform	11	U	1.1	11	r
56-23-5	Carbon Tetrachloride	11	U	2.2	11	r
109-99-9	Tetrahydrofuran (THF)	22	U	5.5	22	r
71-55-6	1,1,1-Trichloroethane	11	U	1.1	11	r
78-93-3	Methyl Ethyl Ketone	67	U	11	67	r
563-58-6	1,1-Dichloropropene	11	U	1.1	11	r
71-43-2	Benzene	11	U	1.1	11	r
107-06-2	1,2-Dichloroethane	11	U	1.1	11	r
79-01-6	Trichloroethene	11	U	1.1	11	r
74-95-3	Dibromomethane	11	U	2.2	11	r
78-87-5	1,2-dichloropropane	11	U	2.2	11	r
75-27-4	Bromodichloromethane	11	U	2.2	11	r
10061-01-5	cis-1,3-Dichloropropene	11	U	1.1	11	r
108-88-3	Toluene	1.2	J	1.1	11	r
108-10-1	4-Methyl-2-Pentanone	55	U	11	55	r
127-18-4	Tetrachloroethene	11	U	2.2	11	r
10061-02-6	trans-1,3-Dichloropropene	11	U	1.1	11	r
79-00-5	1,1,2-Trichloroethane	11	U	2.2	11	r

FORM I VOA

r=Result Reported U=Not Detected D=Reported Dilution E/J=Estimated Value X=Not Used S=Lab Solvent

CLIENT ID

VOLATILE ORGANICS ANALYSIS DATA SHEET

FD-1 LL

Client: NETC Lab: Phoenix Env. Labs

SDG No.: GBY06958 Lab Sample ID: BY06980

Sample wt/vol: 3.27 (g/mL) g Lab File ID: 0424M30.D

Level: (low/med/meth): Low Date Received: 04/19/17

% Moisture: 31 Date Analyzed: 04/25/17

Instrument: CHEM18 Column: rtx-vms Dilution Factor: 1

Purge Volume 5000 (uL) pH: n.a. Soil Aliquot Vol: 5000 (uL)

Matrix: (soil/water) Soil CONCENTRATION UNITS: (ug/L or ug/Kg) ug/Kg

CAS NO.	COMPOUND	CONC.	Q	MDL/LOD	RL/PQL	R
124-48-1	Dibromochloromethane	11	U	2.2	11	r
142-28-9	1,3-Dichloropropane	11	U	2.2	11	r
106-93-4	1,2-Dibromoethane	11	U	1.1	11	r
591-78-6	2-Hexanone	55	U	11	55	r
108-90-7	Chlorobenzene	5.3	J	1.1	11	r
100-41-4	Ethylbenzene	11	U	1.1	11	r
630-20-6	1,1,1,2-Tetrachloroethane	11	U	2.2	11	r
179601-23-1	m&p-Xylene	11	U	2.2	11	r
95-47-6	o-Xylene	11	U	2.2	11	r
100-42-5	Styrene	11	U	1.1	11	r
75-25-2	Bromoform	11	U	2.2	11	r
98-82-8	Isopropylbenzene	11	U	1.1	11	r
108-86-1	Bromobenzene	11	U	1.1	11	r
103-65-1	n-Propylbenzene	11	U	2.2	11	r
79-34-5	1,1,2,2-Tetrachloroethane	11	U	2.2	11	r
95-49-8	2-Chlorotoluene	11	U	2.2	11	r
108-67-8	1,3,5-Trimethylbenzene	11	U	1.1	11	r
96-18-4	1,2,3-Trichloropropane	11	U	1.1	11	r
110-57-6	trans-1,4-Dichloro-2-butene	22	U	5.5	22	r
106-43-4	4-Chlorotoluene	11	U	1.1	11	r
98-06-6	tert-Butylbenzene	11	U	1.1	11	r
95-63-6	1,2,4-Trimethylbenzene	11	U	1.1	11	r
135-98-8	sec-Butylbenzene	11	U	1.1	11	r
99-87-6	p-Isopropyltoluene	34	X	1.1	11	
541-73-1	1,3-Dichlorobenzene	11	U	1.1	11	r
106-46-7	1,4-Dichlorobenzene	11	U	1.1	11	r
527-84-4	2-Isopropyltoluene	11	U	1.1	11	r
104-51-8	n-Butylbenzene	11	U	1.1	11	r
95-50-1	1,2-Dichlorobenzene	11	U	1.1	11	r
96-12-8	1,2-Dibromo-3-Chloropropane	11	U	2.2	11	r
87-68-3	Hexachlorobutadiene	11	U	1.1	11	r
120-82-1	1,2,4-Trichlorobenzene	11	U	2.2	11	r
91-20-3	Naphthalene	11	U	2.2	11	r
87-61-6	1,2,3-Trichlorobenzene	11	U	2.2	11	r

FORM I VOA

r=Result Reported U=Not Detected D=Reported Dilution E/J=Estimated Value X=Not Used S=Lab Solvent

Quantitation Report (QT Reviewed)

Data Path : H:\V2017\CHEM18\04APR\042417\
Data File : 0424M30.D
Acq On : 25 Apr 2017 3:16 am
Operator :
Client ID : FD-1 LL
Lab ID : BY06980
ALS Vial : 1 Sample Multiplier: 1

Quant Time: Apr 25 07:51:56 2017
Quant Method : H:\V2017\CHEM18\Methods\VT-M0421.M
Quant Title : VOA Standards for 5 point calibration
QLast Update : Fri Apr 21 13:57:31 2017
Response via : Initial Calibration

Compound	R.T.	QIon	Response	Conc	Units	Dev(Min)
Internal Standards						
1) Pentafluorobenzene	3.485	168	303599	50.000	ug/l	0.00
29) 1,4-Difluorobenzene	3.824	114	422468	50.000	ug/l	0.00
45) Chlorobenzene-d5	5.937	117	335866	50.000	ug/l	0.00
58) 1,4-Dichlorobenzene-d4	7.988	152	117122	50.000	ug/l	0.00
83) 1,4-Dioxane d8	4.306	96	5108	500.000	ug/l	0.00
System Monitoring Compounds						
27) % Dibromofluoromethane	3.223	192	29817	53.650	ug/l	0.00
Spiked Amount 50.000	Range 70 - 130		Recovery = 107.30%			
40) % Toluene-d8	4.750	98	461825	42.838	ug/l	0.00
Spiked Amount 50.000	Range 70 - 130		Recovery = 85.68%			
57) % Bromofluorobenzene	6.968	95	137696	44.467	ug/l	0.00
Spiked Amount 50.000	Range 70 - 130		Recovery = 88.94%			
59) % 1,2-dichlorobenzene-d4	8.390	152	102196	47.482	ug/l	0.00
Spiked Amount 50.000	Range 70 - 130		Recovery = 94.96%			
Target Compounds						Qvalue
7) Trichlorofluoromethane	1.664	101	1813686	466.332	ug/l	98
10) Carbon Disulfide	1.962	76	59204	9.138	ug/l	100
13) Acetone	2.276	43	14510	19.351	ug/l	89
39) Toluene	4.782	92	2937	0.524	ug/l	98
50) Chlorobenzene	5.948	112	12067	2.376	ug/l	94
72) p-Isopropyltoluene	7.862	119	98906	15.515	ug/l	98

(#)out of range (m)manual integration reviewed by analyst (+)signals summed

Data Path : H:\V2017\CHEM18\04APR\042417\
Data File : 0424M30.D
Acq On : 25 Apr 2017 3:16 am
Operator :
Client ID : FD-1 LL
Lab ID : BY06980
ALS Vial : 1 Sample Multiplier: 1

Quant Time: Apr 25 07:51:56 2017
Quant Method : H:\V2017\CHEM18\Methods\VT-M0421.M
Quant Title : VOA Standards for 5 point calibration
QLast Update : Fri Apr 21 13:57:31 2017
Response via : Initial Calibration

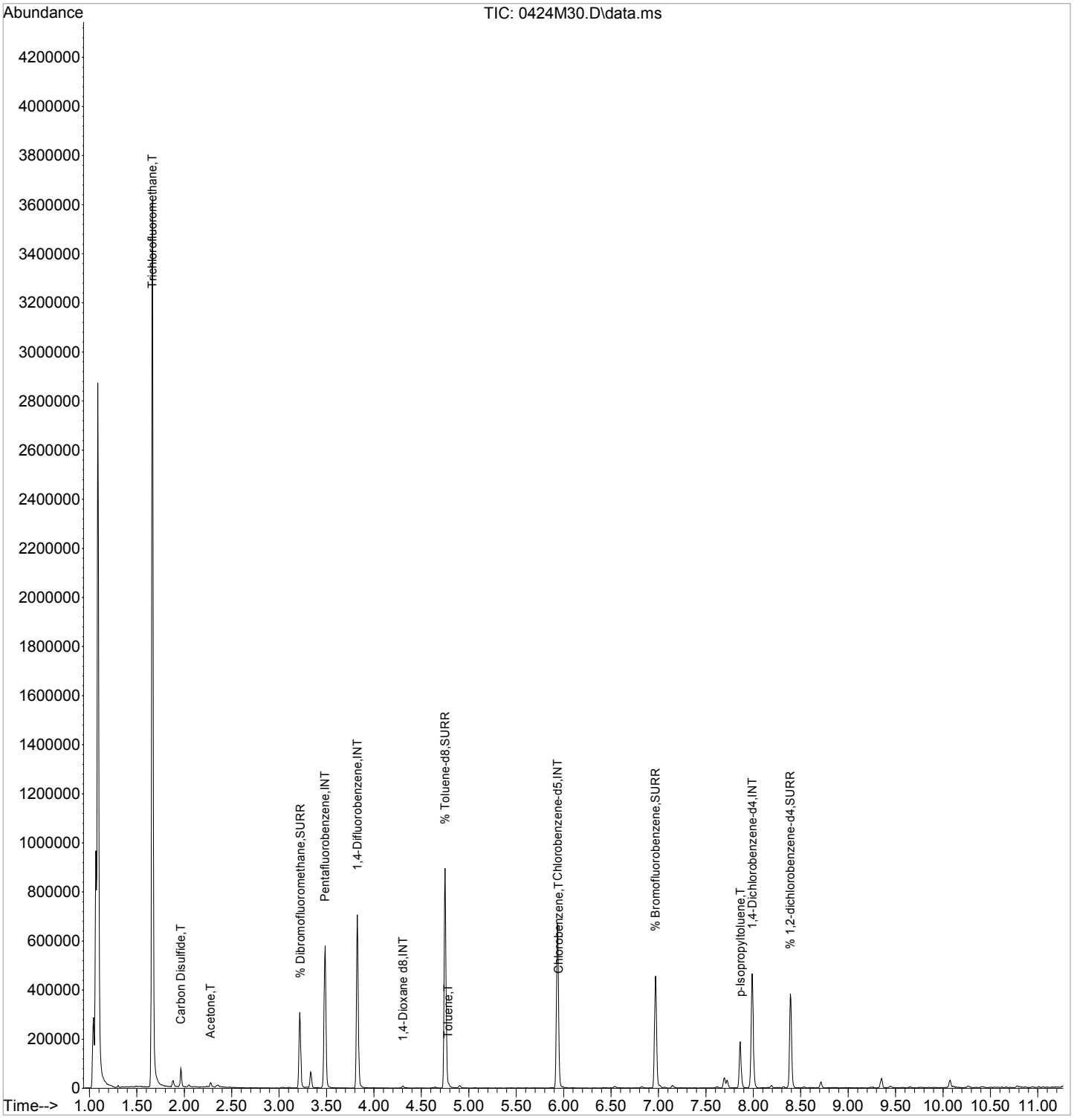

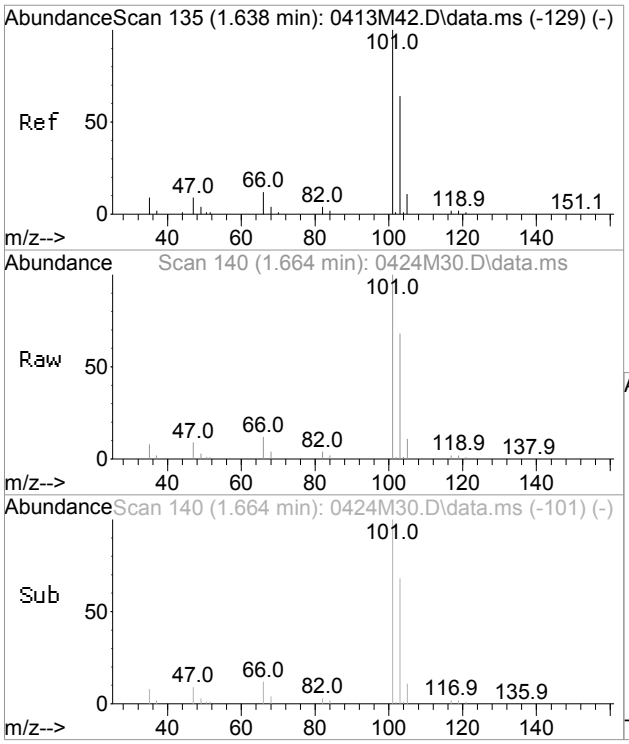

#7
Trichlorofluoromethane
Concen: 466.33 ug/l
RT: 1.664 min Scan# 140
Delta R.T. 0.005 min
Lab File: 0424M30.D
Acq: 25 Apr 2017 3:16 am

Tgt Ion:101 Resp: 1813686

Ion	Ratio	Lower	Upper
101	100		
103	66.9	35.3	95.3

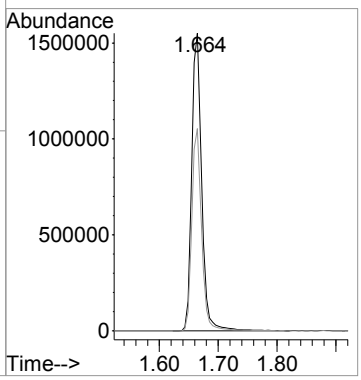

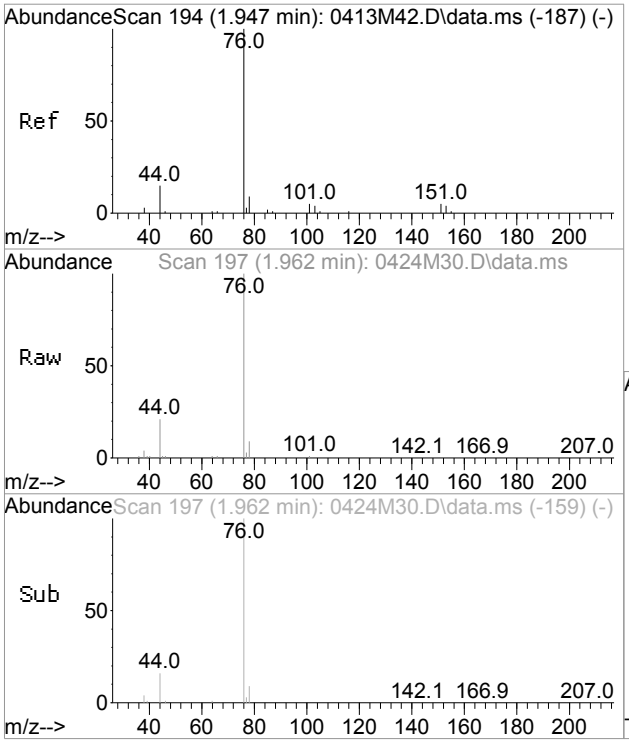

#10
Carbon Disulfide
Concen: 9.14 ug/l
RT: 1.962 min Scan# 197
Delta R.T. 0.000 min
Lab File: 0424M30.D
Acq: 25 Apr 2017 3:16 am

Tgt Ion: 76 Resp: 59204

Ion	Ratio	Lower	Upper
76	100		
78	9.9	0.0	40.1

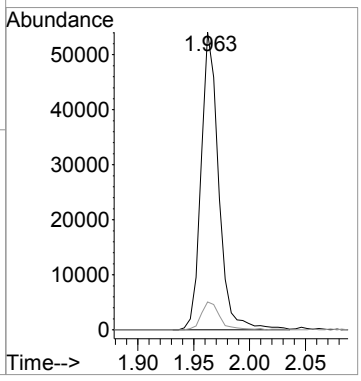

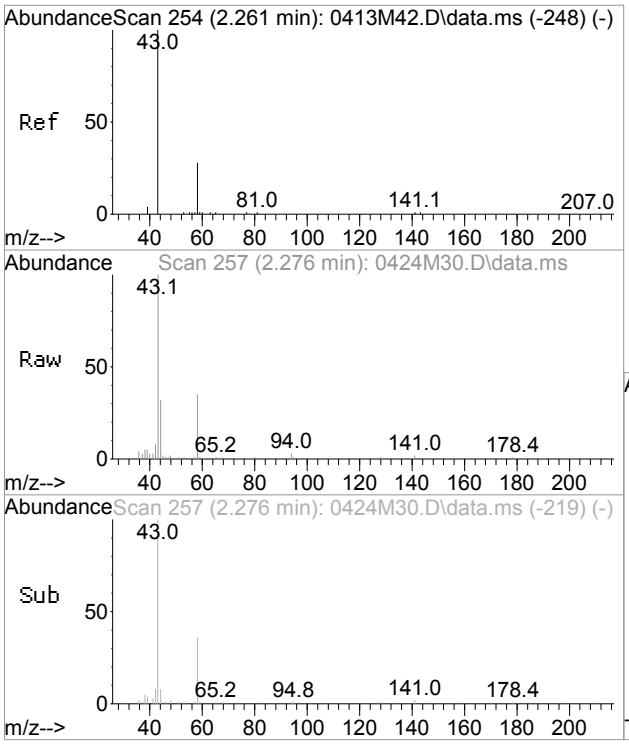

#13
Acetone
Concen: 19.35 ug/l
RT: 2.276 min Scan# 257
Delta R.T. 0.000 min
Lab File: 0424M30.D
Acq: 25 Apr 2017 3:16 am

Tgt Ion: 43 Resp: 14510

Ion	Ratio	Lower	Upper
43	100		
58	30.7	7.2	67.2

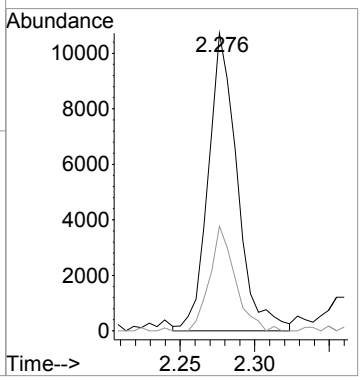

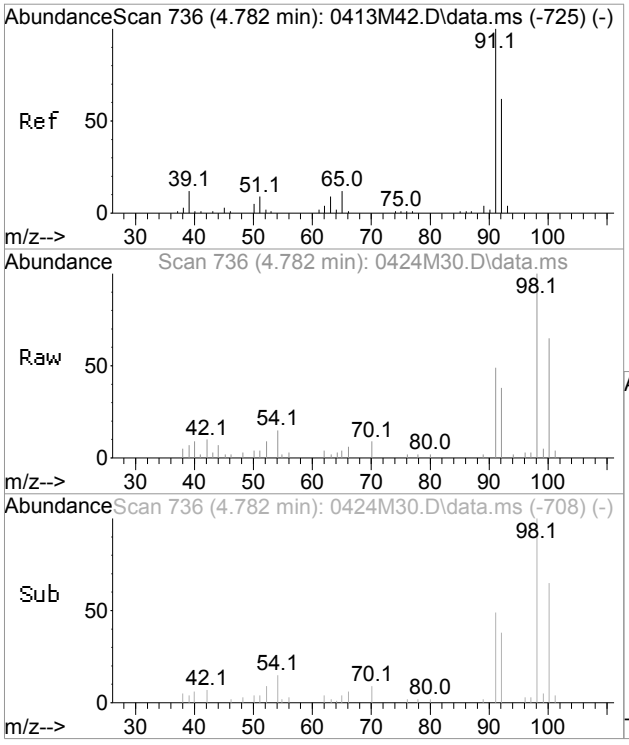

#39
Toluene
Concen: 0.52 ug/l
RT: 4.782 min Scan# 736
Delta R.T. -0.005 min
Lab File: 0424M30.D
Acq: 25 Apr 2017 3:16 am

Tgt Ion: 92 Resp: 2937

Ion	Ratio	Lower	Upper
92	100		
91	161.7	134.9	194.9

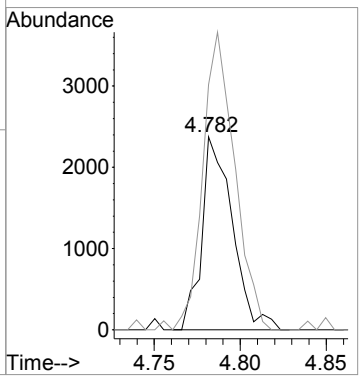

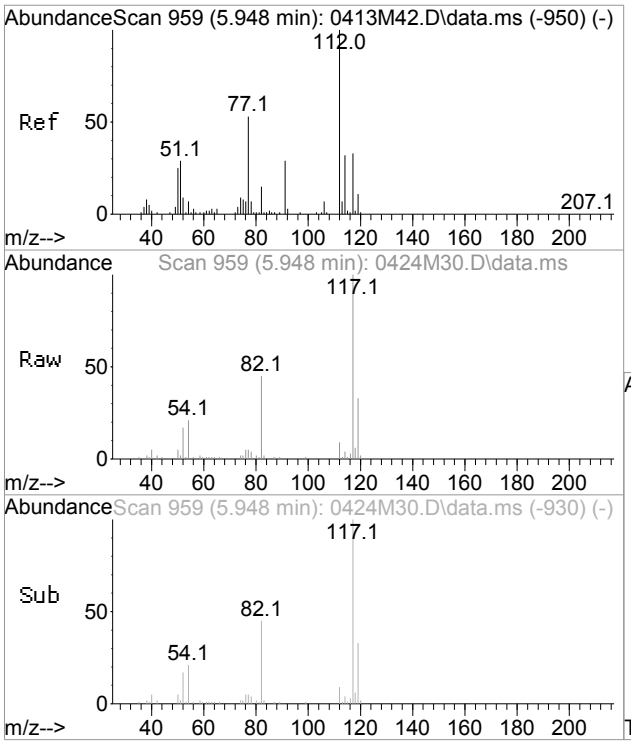

#50
Chlorobenzene
Concen: 2.38 ug/l
RT: 5.948 min Scan# 959
Delta R.T. 0.000 min
Lab File: 0424M30.D
Acq: 25 Apr 2017 3:16 am

Tgt Ion:112 Resp: 12067

Ion	Ratio	Lower	Upper
112	100		
114	39.5	2.6	62.6
77	52.4	21.2	81.2

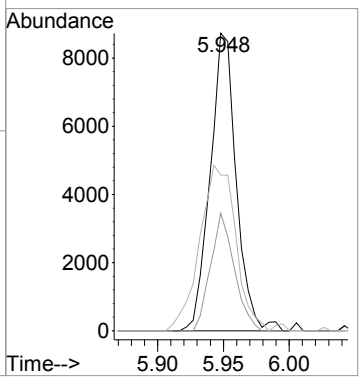

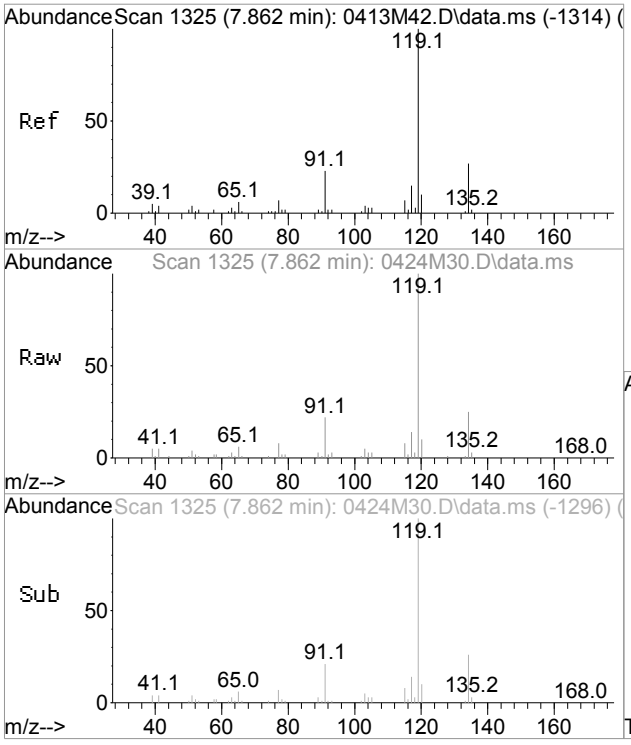

#72
p-Isopropyltoluene
Concen: 15.51 ug/l
RT: 7.862 min Scan# 1325
Delta R.T. 0.000 min
Lab File: 0424M30.D
Acq: 25 Apr 2017 3:16 am

Tgt Ion:119 Resp: 98906

Ion	Ratio	Lower	Upper
119	100		
134	27.9	0.0	58.8
91	21.5	0.0	49.9

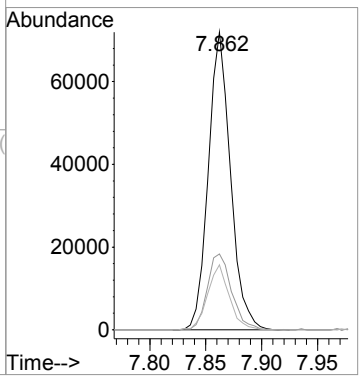

CLIENT ID

VOLATILE ORGANICS ANALYSIS DATA SHEET

FD-1 HL

Client: NETC Lab: Phoenix Env. Labs

SDG No.: GBY06958 Lab Sample ID: BY06980 50X

Sample wt/vol: 9.24 (g/mL) g Lab File ID: 0425M19.D

Level: (low/med/meth): Meth Date Received: 04/19/17

% Moisture: 31 Date Analyzed: 04/25/17

Instrument: CHEM18 Column: rtx-vms Dilution Factor: 50

Soil Extract Volume 12864 (uL) pH: n.a. Soil Aliquot Vol: 100 (uL)

Matrix: (soil/water) Soil CONCENTRATION UNITS: (ug/L or ug/Kg) ug/Kg

CAS NO.	COMPOUND	CONC.	Q	MDL/LOD	RL/PQL	R
75-71-8	Dichlorodifluoromethane	500	U	50	500	
74-87-3	Chloromethane	500	U	100	500	
75-01-4	Vinyl Chloride	500	U	50	500	
74-83-9	Bromomethane	500	U	200	500	
75-00-3	Chloroethane	500	U	50	500	
75-69-4	Trichlorofluoromethane	780		100	500	r
75-35-4	1,1-Dichloroethene	500	U	50	500	
76-13-1	Trichlorotrifluoroethane	500	U	50	500	
75-15-0	Carbon Disulfide	500	U	100	500	
75-09-2	Methylene Chloride	500	U	500	500	
67-64-1	Acetone	2500	U	500	2500	
156-60-5	Trans-1,2-Dichloroethene	500	U	50	500	
1634-04-4	Methyl t-Butyl Ether (MTBE)	1000	U	100	1000	
75-34-3	1,1-Dichloroethane	500	U	100	500	
107-13-1	Acrylonitrile	1000	U	100	1000	
156-59-2	Cis-1,2-Dichloroethene	500	U	50	500	
594-20-7	2,2-Dichloropropane	500	U	50	500	
74-97-5	Bromochloromethane	500	U	50	500	
67-66-3	Chloroform	500	U	50	500	
56-23-5	Carbon Tetrachloride	500	U	100	500	
109-99-9	Tetrahydrofuran (THF)	1000	U	250	1000	
71-55-6	1,1,1-Trichloroethane	500	U	50	500	
78-93-3	Methyl Ethyl Ketone	3000	U	500	3000	
563-58-6	1,1-Dichloropropene	500	U	50	500	
71-43-2	Benzene	500	U	50	500	
107-06-2	1,2-Dichloroethane	500	U	50	500	
79-01-6	Trichloroethene	500	U	50	500	
74-95-3	Dibromomethane	500	U	100	500	
78-87-5	1,2-dichloropropane	500	U	100	500	
75-27-4	Bromodichloromethane	500	U	100	500	
10061-01-5	cis-1,3-Dichloropropene	500	U	50	500	
108-88-3	Toluene	500	U	50	500	
108-10-1	4-Methyl-2-Pentanone	2500	U	500	2500	
127-18-4	Tetrachloroethene	500	U	100	500	
10061-02-6	trans-1,3-Dichloropropene	500	U	50	500	
79-00-5	1,1,2-Trichloroethane	500	U	100	500	

FORM I VOA

r=Result Reported U=Not Detected D=Reported Dilution E/J=Estimated Value X=Not Used S=Lab Solvent

CLIENT ID

VOLATILE ORGANICS ANALYSIS DATA SHEET

FD-1 HL

Client: NETC Lab: Phoenix Env. Labs

SDG No.: GBY06958 Lab Sample ID: BY06980 50X

Sample wt/vol: 9.24 (g/mL) g Lab File ID: 0425M19.D

Level: (low/med/meth): Meth Date Received: 04/19/17

% Moisture: 31 Date Analyzed: 04/25/17

Instrument: CHEM18 Column: rtx-vms Dilution Factor: 50

Soil Extract Volume 12864 (uL) pH: n.a. Soil Aliquot Vol: 100 (uL)

Matrix: (soil/water) Soil CONCENTRATION UNITS: (ug/L or ug/Kg) ug/Kg

CAS NO.	COMPOUND	CONC.	Q	MDL/LOD	RL/PQL	R
124-48-1	Dibromochloromethane	500	U	100	500	
142-28-9	1,3-Dichloropropane	500	U	100	500	
106-93-4	1,2-Dibromoethane	500	U	50	500	
591-78-6	2-Hexanone	2500	U	500	2500	
108-90-7	Chlorobenzene	500	U	50	500	
100-41-4	Ethylbenzene	500	U	50	500	
630-20-6	1,1,1,2-Tetrachloroethane	500	U	100	500	
179601-23-1	m&p-Xylene	500	U	100	500	
95-47-6	o-Xylene	500	U	100	500	
100-42-5	Styrene	500	U	50	500	
75-25-2	Bromoform	500	U	100	500	
98-82-8	Isopropylbenzene	500	U	50	500	
108-86-1	Bromobenzene	500	U	50	500	
103-65-1	n-Propylbenzene	500	U	100	500	
79-34-5	1,1,2,2-Tetrachloroethane	500	U	100	500	
95-49-8	2-Chlorotoluene	500	U	100	500	
108-67-8	1,3,5-Trimethylbenzene	500	U	50	500	
96-18-4	1,2,3-Trichloropropane	500	U	50	500	
110-57-6	trans-1,4-Dichloro-2-butene	1000	U	250	1000	
106-43-4	4-Chlorotoluene	500	U	50	500	
98-06-6	tert-Butylbenzene	500	U	50	500	
95-63-6	1,2,4-Trimethylbenzene	500	U	50	500	
135-98-8	sec-Butylbenzene	500	U	50	500	
99-87-6	p-Isopropyltoluene	2300		50	500	r
541-73-1	1,3-Dichlorobenzene	500	U	50	500	
106-46-7	1,4-Dichlorobenzene	500	U	50	500	
527-84-4	2-Isopropyltoluene	500	U	50	500	
104-51-8	n-Butylbenzene	500	U	50	500	
95-50-1	1,2-Dichlorobenzene	500	U	50	500	
96-12-8	1,2-Dibromo-3-Chloropropane	500	U	100	500	
87-68-3	Hexachlorobutadiene	500	U	50	500	
120-82-1	1,2,4-Trichlorobenzene	500	U	100	500	
91-20-3	Naphthalene	500	U	100	500	
87-61-6	1,2,3-Trichlorobenzene	500	U	100	500	

FORM I VOA

r=Result Reported U=Not Detected D=Reported Dilution E/J=Estimated Value X=Not Used S=Lab Solvent

Quantitation Report (QT Reviewed)

Data Path : H:\V2017\CHEM18\04APR\042517\
Data File : 0425M19.D
Acq On : 25 Apr 2017 3:52 pm
Operator :
Client ID : FD-1 HL
Lab ID : BY06980 50X
ALS Vial : 1 Sample Multiplier: 1

Quant Time: Apr 26 09:58:16 2017
Quant Method : H:\V2017\CHEM18\Methods\VT-M0421.M
Quant Title : VOA Standards for 5 point calibration
QLast Update : Fri Apr 21 13:57:31 2017
Response via : Initial Calibration

Compound	R.T.	QIon	Response	Conc	Units	Dev(Min)
Internal Standards						
1) Pentafluorobenzene	3.484	168	303220	50.000	ug/l	0.00
29) 1,4-Difluorobenzene	3.824	114	413863	50.000	ug/l	0.00
45) Chlorobenzene-d5	5.932	117	361535	50.000	ug/l	0.00
58) 1,4-Dichlorobenzene-d4	7.988	152	171082	50.000	ug/l	0.00
83) 1,4-Dioxane d8	4.300	96	9094	500.000	ug/l	0.00
System Monitoring Compounds						
27) % Dibromofluoromethane	3.223	192	27202	49.006	ug/l	0.00
Spiked Amount 50.000	Range 70 - 130		Recovery = 98.02%			
40) % Toluene-d8	4.750	98	465165	44.045	ug/l	0.00
Spiked Amount 50.000	Range 70 - 130		Recovery = 88.08%			
57) % Bromofluorobenzene	6.968	95	170076	51.024	ug/l	0.00
Spiked Amount 50.000	Range 70 - 130		Recovery = 102.04%			
59) % 1,2-dichlorobenzene-d4	8.390	152	160613	51.087	ug/l	0.00
Spiked Amount 50.000	Range 70 - 130		Recovery = 102.18%			
Target Compounds						Qvalue
7) Trichlorofluoromethane	1.638	101	30089	7.746	ug/l	96
72) p-Isopropyltoluene	7.862	119	207787	22.314	ug/l	97

(#)out of range (m)manual integration reviewed by analyst (+)signals summed

Quantitation Report (QT Reviewed)

Data Path : H:\V2017\CHEM18\04APR\042517\
Data File : 0425M19.D
Acq On : 25 Apr 2017 3:52 pm
Operator :
Client ID : FD-1 HL
Lab ID : BY06980 50X
ALS Vial : 1 Sample Multiplier: 1

Quant Time: Apr 26 09:58:16 2017
Quant Method : H:\V2017\CHEM18\Methods\VT-M0421.M
Quant Title : VOA Standards for 5 point calibration
QLast Update : Fri Apr 21 13:57:31 2017
Response via : Initial Calibration

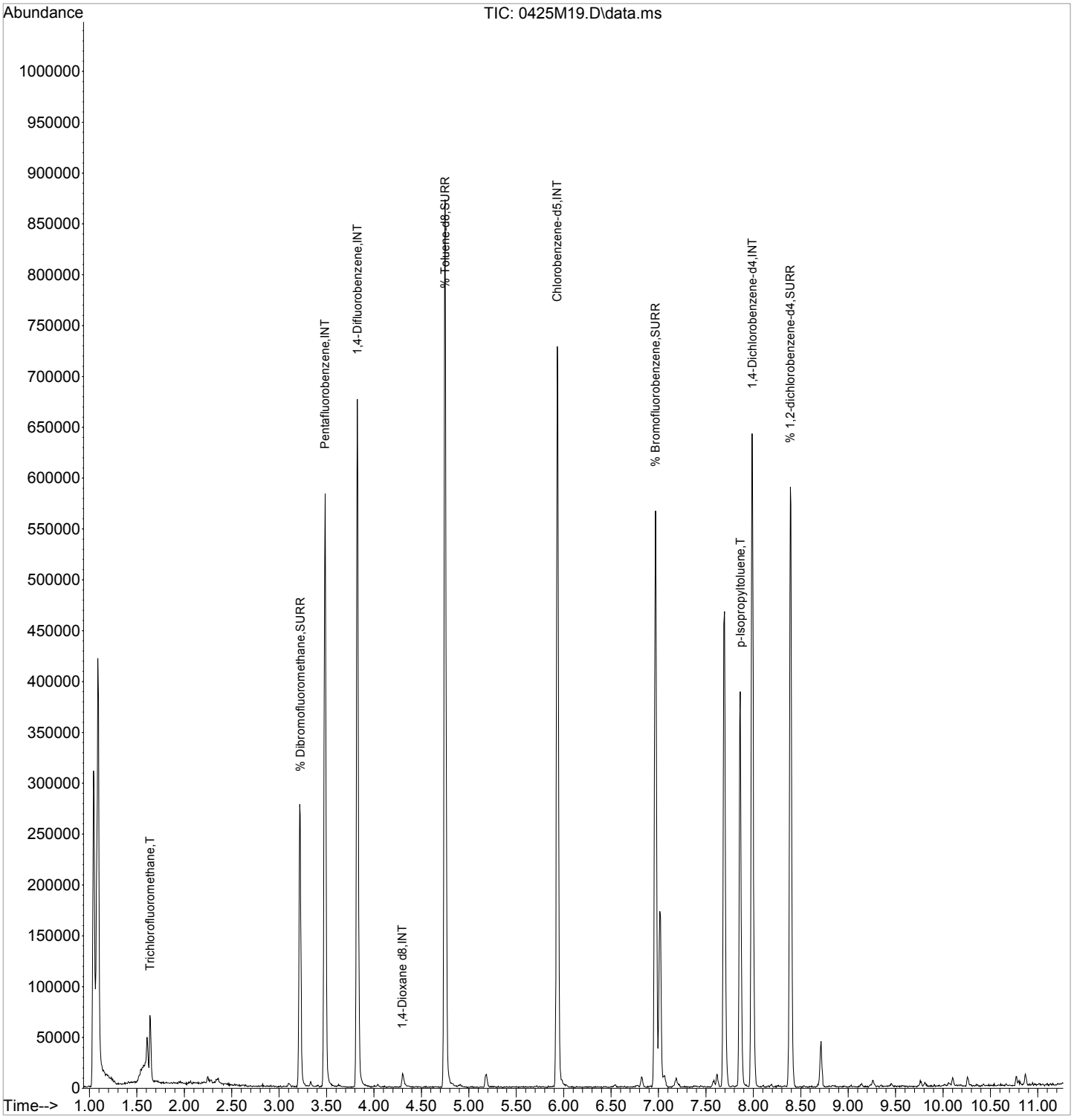

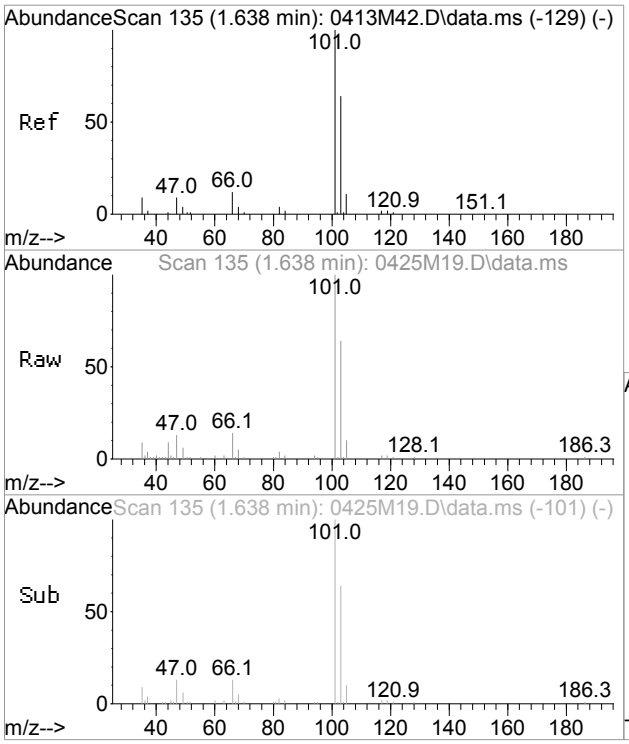

#7
Trichlorofluoromethane
Concen: 7.75 ug/l
RT: 1.638 min Scan# 135
Delta R.T. -0.021 min
Lab File: 0425M19.D
Acq: 25 Apr 2017 3:52 pm

Tgt Ion:101 Resp: 30089

Ion	Ratio	Lower	Upper
101	100		
103	62.0	35.3	95.3

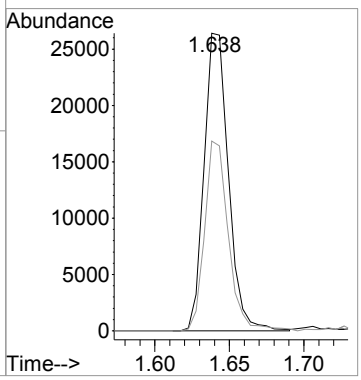

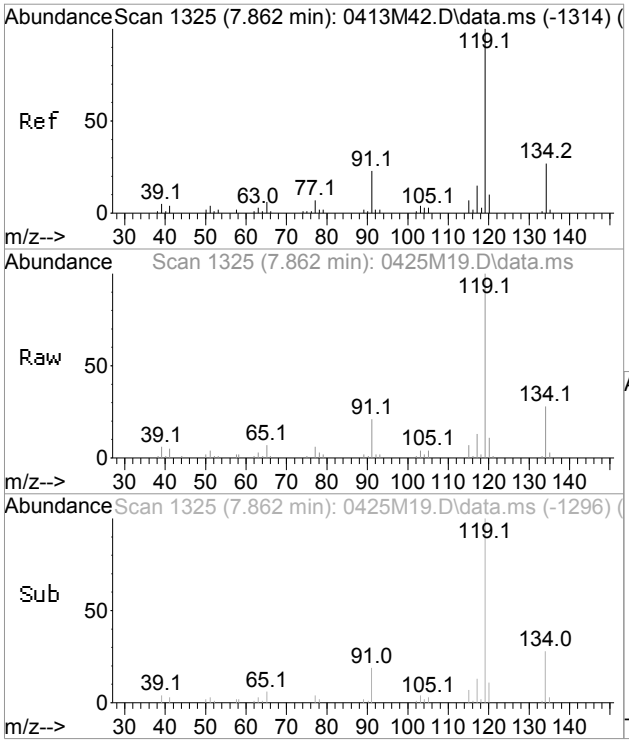

#72
p-Isopropyltoluene
Concen: 22.31 ug/l
RT: 7.862 min Scan# 1325
Delta R.T. -0.000 min
Lab File: 0425M19.D
Acq: 25 Apr 2017 3:52 pm

Tgt Ion:119 Resp: 207787

Ion	Ratio	Lower	Upper
119	100		
134	27.6	0.0	58.8
91	21.7	0.0	49.9

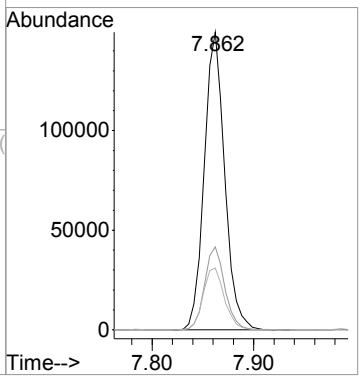

VOLATILE ORGANICS INITIAL CALIBRATION DATA

Lab Name: Phoenix Environmental Labs Client:

Lab Code: Phoenix Case No.: SAS No.: SDG No.: GBY06958

Instrument ID: CHEM18 Calibration Date(s): 04/21/17 04/21/17

Heated Purge (Y/N): Y Calibration Time(s): 11:02 13:38

GC Column: rtx-vms Method File: VT-M0421.M

LAB FILE ID:

RRF 2	0421M07.D	RRF 5	0421M09.D	RRF 10	0421M10.D	RRF 20	0421M11.D
RRF 50	0421M12.D	RRF 100	0421M13.D	RRF 200	0421M14.D		

COMPOUND		RRF 2	RRF 5	RRF 10	RRF 20	RRF 50	RRF 100	RRF 200		$\overline{RRF}$	% RSD	% RSD LIMITS
Dichlorodifluoromethane		0.401	0.353	0.479	0.438	0.463	0.503	0.598		0.462	16.9	20 (40)
Chloromethane		0.572	0.564	0.698	0.667	0.729	0.714	0.799		0.678	12.6	20 (40)
Vinyl Chloride		0.480	0.442	0.590	0.555	0.590	0.575	0.639		0.553	12.4	20 (30)
Bromomethane		0.263	0.193	0.260	0.249	0.258	0.259	0.291		0.253	11.7	20 (40)
Chloroethane		0.249	0.263	0.311	0.275	0.297	0.278	0.285		0.280	7.4	20 (40)
Trichlorofluoromethane		0.563	0.524	0.707	0.660	0.648	0.666	0.716		0.641	11.2	20 (40)
1,1-Dichloroethene		0.370	0.309	0.422	0.380	0.396	0.391	0.425		0.385	10.2	20 (30)
Trichlorotrifluoroethane		0.316	0.341	0.393	0.351	0.332	0.350	0.378		0.352	7.5	20 (40)
Carbon Disulfide		0.981	0.890	1.162	1.112	1.096	1.067	1.161		1.067	9.3	20 (40)
Methylene Chloride		0.621	0.402	0.383	0.361	0.355	0.347	0.379		0.407	23.7 +	20 (40)
Acetone			0.155	0.142	0.124	0.112	0.104	0.104		0.123	17.0	20 (40)
Trans-1,2-Dichloroethene		0.404	0.341	0.462	0.427	0.413	0.397	0.432		0.411	9.1	20 (40)
Methyl t-Butyl Ether (MTBE)		0.808	0.774	0.927	0.840	0.855	0.803	0.844		0.836	5.9	20 (40)
1,1-Dichloroethane		0.720	0.728	0.904	0.836	0.866	0.866	0.932		0.836	9.9	20 (40)
Acrylonitrile		0.129	0.103	0.139	0.118	0.118	0.117	0.129		0.122	9.6	20 (40)
Cis-1,2-Dichloroethene		0.423	0.370	0.484	0.449	0.454	0.450	0.484		0.445	8.9	20 (40)
2,2-Dichloropropane		0.610	0.556	0.651	0.597	0.589	0.554	0.635		0.599	6.2	20 (40)
Bromochloromethane		0.219	0.165	0.201	0.184	0.178	0.168	0.172		0.184	10.6	20 (40)
Chloroform		0.688	0.623	0.728	0.668	0.642	0.616	0.652		0.660	6.0	20 (30)
Carbon Tetrachloride		0.348	0.339	0.484	0.444	0.436	0.426	0.498		0.425	14.5	20 (40)
Tetrahydrofuran (THF)		0.085	0.086	0.101	0.086	0.089	0.085	0.093		0.089	6.6	20 (40)
1,1,1-Trichloroethane		0.629	0.554	0.670	0.611	0.616	0.591	0.679		0.621	7.0	20 (40)
Methyl Ethyl Ketone		0.204	0.157	0.165	0.133	0.135	0.123	0.137		0.151	18.4	20 (40)
1,1-Dichloropropene		0.390	0.360	0.432	0.383	0.378	0.403	0.435		0.397	7.1	20 (40)
Benzene		0.960	0.946	1.135	1.028	1.047	1.074	1.169		1.051	7.9	20 (40)
1,2-Dichloroethane		0.320	0.324	0.362	0.345	0.360	0.370	0.403		0.355	8.0	20 (40)
Trichloroethene		0.312	0.286	0.354	0.325	0.319	0.327	0.347		0.324	7.0	20 (40)
Dibromomethane		0.115	0.120	0.141	0.136	0.144	0.148	0.150		0.136	10.0	20 (40)
1,2-dichloropropane		0.260	0.265	0.307	0.282	0.307	0.312	0.327		0.294	8.7	20 (30)
Bromodichloromethane		0.308	0.258	0.327	0.313	0.327	0.332	0.354		0.317	9.4	20 (40)
cis-1,3-Dichloropropene		0.371	0.336	0.440	0.405	0.433	0.460	0.475		0.417	12.0	20 (40)
Toluene		0.586	0.560	0.700	0.626	0.676	0.712	0.783		0.663	11.7	20 (30)
4-Methyl-2-Pentanone		0.237	0.195	0.241	0.225	0.242	0.241	0.257		0.234	8.4	20 (40)
Tetrachloroethene		0.250	0.249	0.324	0.289	0.286	0.308	0.337		0.292	11.7	20 (40)
trans-1,3-Dichloropropene		0.271	0.280	0.336	0.311	0.335	0.333	0.343		0.316	9.3	20 (40)
1,1,2-Trichloroethane		0.192	0.174	0.212	0.191	0.209	0.207	0.225		0.201	8.3	20 (40)
Dibromochloromethane		0.193	0.203	0.242	0.232	0.236	0.231	0.244		0.226	8.8	20 (40)
1,3-Dichloropropane		0.352	0.323	0.391	0.341	0.329	0.303	0.299		0.334	9.5	20 (40)
1,2-Dibromoethane		0.191	0.188	0.219	0.197	0.198	0.185	0.173		0.193	7.4	20 (40)
2-Hexanone		0.261	0.192	0.203	0.188	0.183	0.173	0.190		0.199	14.5	20 (40)
Chlorobenzene		0.793	0.707	0.846	0.754	0.738	0.716	0.738		0.756	6.4	20 (40)
Ethylbenzene		0.404	0.386	0.453	0.406	0.384	0.360	0.373		0.395	7.7	20 (30)
1,1,1,2-Tetrachloroethane		0.251	0.221	0.249	0.229	0.224	0.215	0.226		0.231	6.0	20 (40)
m&p-Xylene		0.519	0.487	0.575	0.511	0.460	0.434	0.447		0.490	10.0	20 (40)
o-Xylene		0.543	0.479	0.567	0.533	0.515	0.490	0.503		0.519	6.0	20 (40)
Styrene		0.890	0.827	0.918	0.809	0.755	0.700	0.701		0.800	10.8	20 (40)
Bromoform		0.119	0.105	0.128	0.115	0.117	0.113	0.121		0.117	5.9	20 (40)
Isopropylbenzene		0.852	0.783	0.941	0.846	0.812	0.837	0.832		0.843	5.8	20 (40)
Bromobenzene		0.702	0.644	0.756	0.699	0.726	0.722	0.720		0.710	4.9	20 (40)

(*) Recommended RRF not met (+) %D exceeds criteria % (#) %D exceeds (maximum) %
%D: 10% of target compounds are allowed to be above criteria %, but must be less than the (maximum) %

FORM VI VOA

VOLATILE ORGANICS INITIAL CALIBRATION DATA

Lab Name: Phoenix Environmental Labs Client:

Lab Code: Phoenix Case No.: SAS No.: SDG No.: GBY06958

Instrument ID: CHEM18 Calibration Date(s): 04/21/17 04/21/17

Heated Purge (Y/N): Y Calibration Time(s): 11:02 13:38

GC Column: rtx-vms Method File: VT-M0421.M

LAB FILE ID:

RRF 2	0421M07.D	RRF 5	0421M09.D	RRF 10	0421M10.D	RRF 20	0421M11.D
RRF 50	0421M12.D	RRF 100	0421M13.D	RRF 200	0421M14.D		

COMPOUND		RRF 2	RRF 5	RRF 10	RRF 20	RRF 50	RRF 100	RRF 200		$\overline{RRF}$	% RSD	% RSD LIMITS
n-Propylbenzene		0.804	0.764	0.930	0.805	0.763	0.777	0.770		0.802	7.4	20 (40)
1,1,2,2-Tetrachloroethane		0.400	0.391	0.445	0.394	0.401	0.397	0.397		0.403	4.6	20 (40)
2-Chlorotoluene		0.734	0.616	0.748	0.686	0.649	0.646	0.653		0.676	7.3	20 (40)
1,3,5-Trimethylbenzene		2.188	2.182	2.497	2.287	2.108	2.113	2.071		2.207	6.6	20 (40)
1,2,3-Trichloropropane		0.373	0.351	0.398	0.341	0.322	0.301	0.294		0.340	11.1	20 (40)
trans-1,4-Dichloro-2-butene		0.103	0.086	0.117	0.101	0.109	0.109	0.115		0.105	10.0	20 (40)
4-Chlorotoluene		0.707	0.631	0.767	0.691	0.633	0.627	0.630		0.669	8.1	20 (40)
tert-Butylbenzene		2.141	2.093	2.478	2.197	2.168	2.175	2.171		2.203	5.7	20 (40)
1,2,4-Trimethylbenzene		2.116	2.096	2.532	2.250	2.149	2.144	2.120		2.201	7.0	20 (40)
sec-Butylbenzene		2.937	2.912	3.290	2.931	2.714	2.794	2.806		2.912	6.4	20 (40)
p-Isopropyltoluene		2.721	2.611	3.067	2.760	2.565	2.663	2.664		2.721	6.1	20 (40)
1,3-Dichlorobenzene		1.375	1.330	1.495	1.324	1.213	1.226	1.207		1.310	8.0	20 (40)
1,4-Dichlorobenzene		1.242	1.155	1.289	1.189	1.138	1.174	1.183		1.196	4.4	20 (40)
2-Isopropyltoluene		2.297	2.216	2.622	2.447	2.388	2.439	2.454		2.409	5.4	20 (40)
n-Butylbenzene		2.198	2.137	2.484	2.336	2.108	2.288	2.298		2.264	5.7	20 (40)
1,2-Dichlorobenzene		1.113	0.995	1.207	1.065	1.108	1.109	1.106		1.101	5.8	20 (40)
1,2-Dibromo-3-Chloropropane		0.075	0.073	0.096	0.091	0.093	0.099	0.113		0.091	15.2	20 (40)
Hexachlorobutadiene		0.546	0.521	0.608	0.530	0.493	0.497	0.467		0.523	8.7	20 (40)
1,2,4-Trichlorobenzene		1.010	0.838	0.943	0.796	0.717	0.691	0.645		0.806	16.7	20 (40)
Naphthalene		1.950	1.555	1.720	1.627	1.675	1.682	1.735		1.706	7.2	20 (40)
1,2,3-Trichlorobenzene		0.859	0.761	0.834	0.749	0.721	0.734	0.718		0.768	7.3	20 (40)
% Dibromofluoromethane		0.094	0.090	0.096	0.091	0.088	0.093	0.090		0.092	3.2	20 (40)
% Toluene-d8		1.147	1.159	1.198	1.224	1.305	1.414	1.485		1.276	10.2	20 (40)
% Bromofluorobenzene		0.471	0.469	0.423	0.457	0.464	0.461	0.484		0.461	4.1	20 (40)
% 1,2-dichlorobenzene-d4		0.877	0.911	0.900	0.921	0.940	0.944	0.938		0.919	2.7	20 (40)

(*) Recommended RRF not met (+) %D exceeds criteria % (#) %D exceeds (maximum) %
%D: 10% of target compounds are allowed to be above criteria %, but must be less than the (maximum) %

FORM VI VOA

Response Factor Report Chem18

Method Path : H:\V2017\CHEM18\Methods\
Method File : VT-M0421.M
Title : VOA Standards for 5 point calibration
Last Update : Fri Apr 28 14:46:12 2017
Response Via : Initial Calibration

Calibration Files (Note: Curves (l,lf,q,qf) display calculated conc and corr. coefficient.)
002 =0421M07.D 005 =0421M09.D 010 =0421M10.D 020 =0421M11.D 050 =0421M12.D 100 =0421M13.D 200 =0421M14.D

	Compound	002	005	010	020	050	100	200	Avg	%RSD
1)	INT Pentafluorobenzene	----------ISTD----------								
2)	T Dichlorodifluo...	0.401	0.353	0.479	0.438	0.463	0.503	0.598	0.462	16.87#
3)	T Chloromethane	0.572	0.564	0.698	0.667	0.729	0.714	0.799	0.678	12.55
4)	T Vinyl Chloride	0.480	0.442	0.590	0.555	0.590	0.575	0.639	0.553	12.40
5)	T Bromomethane	0.263	0.193	0.260	0.249	0.258	0.259	0.291	0.253	11.73
6)	T Chloroethane	0.249	0.263	0.311	0.275	0.297	0.278	0.285	0.280	7.36
7)	T Trichlorofluor...	0.563	0.524	0.707	0.660	0.648	0.666	0.716	0.641	11.19
8)	T 1,1-Dichloroet...	0.370	0.309	0.422	0.380	0.396	0.391	0.425	0.385	10.18
9)	T Trichlorotrifl...	0.316	0.341	0.393	0.351	0.332	0.350	0.378	0.352	7.52
10)	T Carbon Disulfide	0.981	0.890	1.162	1.112	1.096	1.067	1.161	1.067	9.32
12)	T Methylene Chlo...	0.621	0.402	0.383	0.361	0.355	0.347	0.379	0.407	23.66#
13)	T Acetone		0.155	0.142	0.124	0.112	0.104	0.104	0.123	17.01#
14)	T Trans-1,2-Dich...	0.404	0.341	0.462	0.427	0.413	0.397	0.432	0.411	9.14
16)	T Methyl t-Butyl...	0.808	0.774	0.927	0.840	0.855	0.803	0.844	0.836	5.89
17)	T 1,1-Dichloroet...	0.720	0.728	0.904	0.836	0.866	0.866	0.932	0.836	9.85
18)	T Acrylonitrile	0.129	0.103	0.139	0.118	0.118	0.117	0.129	0.122	9.55
19)	T Cis-1,2-Dichlo...	0.423	0.370	0.484	0.449	0.454	0.450	0.484	0.445	8.88
20)	T 2,2-Dichloropr...	0.610	0.556	0.651	0.597	0.589	0.554	0.635	0.599	6.19
21)	T Bromochloromet...	0.219	0.165	0.201	0.184	0.178	0.168	0.172	0.184	10.63
23)	T Chloroform	0.688	0.623	0.728	0.668	0.642	0.616	0.652	0.660	5.95
24)	T Carbon Tetrach...	0.348	0.339	0.484	0.444	0.436	0.426	0.498	0.425	14.46
25)	T Tetrahydrofura...	0.085	0.086	0.101	0.086	0.089	0.085	0.093	0.089#	6.59
26)	T 1,1,1-Trichlor...	0.629	0.554	0.670	0.611	0.616	0.591	0.679	0.621	7.00
27)	SURR% Dibromofluor...	0.094	0.090	0.096	0.091	0.088	0.093	0.090	0.092	3.17
28)	T Methyl Ethyl K...	0.204	0.157	0.165	0.133	0.135	0.123	0.137	0.151	18.38#
29)	INT 1,4-Difluorobenzene	----------ISTD----------								
30)	T 1,1-Dichloropr...	0.390	0.360	0.432	0.383	0.378	0.403	0.435	0.397	7.09
31)	T Benzene	0.960	0.946	1.135	1.028	1.047	1.074	1.169	1.051	7.90
32)	T 1,2-Dichloroet...	0.320	0.324	0.362	0.345	0.360	0.370	0.403	0.355	8.04
34)	T Trichloroethene	0.312	0.286	0.354	0.325	0.319	0.327	0.347	0.324	6.96
35)	T Dibromomethane	0.115	0.120	0.141	0.136	0.144	0.148	0.150	0.136	10.01
36)	T 1,2-dichloropr...	0.260	0.265	0.307	0.282	0.307	0.312	0.327	0.294	8.69
37)	T Bromodichlorom...	0.308	0.258	0.327	0.313	0.327	0.332	0.354	0.317	9.44
38)	T cis-1,3-Dichlo...	0.371	0.336	0.440	0.405	0.433	0.460	0.475	0.417	11.98
39)	T Toluene	0.586	0.560	0.700	0.626	0.676	0.712	0.783	0.663	11.72
40)	SURR% Toluene-d8	1.147	1.159	1.198	1.224	1.305	1.414	1.485	1.276	10.24
41)	T 4-Methyl-2-Pen...	0.237	0.195	0.241	0.225	0.242	0.241	0.257	0.234	8.35
42)	T Tetrachloroethene	0.250	0.249	0.324	0.289	0.286	0.308	0.337	0.292	11.70
43)	T trans-1,3-Dich...	0.271	0.280	0.336	0.311	0.335	0.333	0.343	0.316	9.31
44)	T 1,1,2-Trichlor...	0.192	0.174	0.212	0.191	0.209	0.207	0.225	0.201	8.32

Method Path : H:\V2017\CHEM18\Methods\
Method File : VT-M0421.M

45)	INT	Chlorobenzene-d5	----------ISTD----------								
46)	T	Dibromochlorom...	0.193	0.203	0.242	0.232	0.236	0.231	0.244	0.226	8.81
47)	T	1,3-Dichloropr...	0.352	0.323	0.391	0.341	0.329	0.303	0.299	0.334	9.45
48)	T	1,2-Dibromoethane	0.191	0.188	0.219	0.197	0.198	0.185	0.173	0.193	7.35
49)	T	2-Hexanone	0.261	0.192	0.203	0.188	0.183	0.173	0.190	0.199	14.46
50)	T	Chlorobenzene	0.793	0.707	0.846	0.754	0.738	0.716	0.738	0.756	6.39
51)	T	Ethylbenzene	0.404	0.386	0.453	0.406	0.384	0.360	0.373	0.395	7.67
52)	T	1,1,1,2-Tetrac...	0.251	0.221	0.249	0.229	0.224	0.215	0.226	0.231	5.95
53)	T	m&p-Xylene	0.519	0.487	0.575	0.511	0.460	0.434	0.447	0.490	9.95
54)	T	o-Xylene	0.543	0.479	0.567	0.533	0.515	0.490	0.503	0.519	5.96
55)	T	Styrene	0.890	0.827	0.918	0.809	0.755	0.700	0.701	0.800	10.75
56)	T	Bromoform	0.119	0.105	0.128	0.115	0.117	0.113	0.121	0.117	5.88
57)	SURR%	Bromofluorob...	0.471	0.469	0.423	0.457	0.464	0.461	0.484	0.461	4.12
58)	INT	1,4-Dichlorobenzen...	----------ISTD----------								
59)	SURR%	1,2-dichloro...	0.877	0.911	0.900	0.921	0.940	0.944	0.938	0.919	2.69
60)	T	Isopropylbenzene	0.852	0.783	0.941	0.846	0.812	0.837	0.832	0.843	5.80
61)	T	Bromobenzene	0.702	0.644	0.756	0.699	0.726	0.722	0.720	0.710	4.89
62)	T	n-Propylbenzene	0.804	0.764	0.930	0.805	0.763	0.777	0.770	0.802	7.38
63)	T	1,1,2,2-Tetrac...	0.400	0.391	0.445	0.394	0.401	0.397	0.397	0.403	4.58
64)	T	2-Chlorotoluene	0.734	0.616	0.748	0.686	0.649	0.646	0.653	0.676	7.25
65)	T	1,3,5-Trimethy...	2.188	2.182	2.497	2.287	2.108	2.113	2.071	2.207	6.63
66)	T	1,2,3-Trichlor...	0.373	0.351	0.398	0.341	0.322	0.301	0.294	0.340	11.08
67)	T	trans-1,4-Dich...	0.103	0.086	0.117	0.101	0.109	0.109	0.115	0.105	9.96
68)	T	4-Chlorotoluene	0.707	0.631	0.767	0.691	0.633	0.627	0.630	0.669	8.08
69)	T	tert-Butylbenzene	2.141	2.093	2.478	2.197	2.168	2.175	2.171	2.203	5.71
70)	T	1,2,4-Trimethy...	2.116	2.096	2.532	2.250	2.149	2.144	2.120	2.201	7.00
71)	T	sec-Butylbenzene	2.937	2.912	3.290	2.931	2.714	2.794	2.806	2.912	6.39
72)	T	p-Isopropyltol...	2.721	2.611	3.067	2.760	2.565	2.663	2.664	2.721	6.08
73)	T	1,3-Dichlorobe...	1.375	1.330	1.495	1.324	1.213	1.226	1.207	1.310	8.01
74)	T	1,4-Dichlorobe...	1.242	1.155	1.289	1.189	1.138	1.174	1.183	1.196	4.39
75)	T	2-Isopropyltol...	2.297	2.216	2.622	2.447	2.388	2.439	2.454	2.409	5.35
76)	T	n-Butylbenzene	2.198	2.137	2.484	2.336	2.108	2.288	2.298	2.264	5.71
77)	T	1,2-Dichlorobe...	1.113	0.995	1.207	1.065	1.108	1.109	1.106	1.101	5.78
78)	T	1,2-Dibromo-3-...	0.075	0.073	0.096	0.091	0.093	0.099	0.113	0.091	15.17#
79)	T	Hexachlorobuta...	0.546	0.521	0.608	0.530	0.493	0.497	0.467	0.523	8.73
80)	T	1,2,4-Trichlor...	1.010	0.838	0.943	0.796	0.717	0.691	0.645	0.806	16.69#
81)	T	Naphthalene	1.950	1.555	1.720	1.627	1.675	1.682	1.735	1.706	7.22
82)	T	1,2,3-Trichlor...	0.859	0.761	0.834	0.749	0.721	0.734	0.718	0.768	7.33
83)	INT	1,4-Dioxane d8	----------ISTD----------								

(#,$,@)=Out of Range l=linear lf=linear(0,0) q=Quadratic qf=Quadratic(0,0)

Quantitation Report (QT Reviewed)

Data Path : H:\V2017\CHEM18\04APR\042117\
Data File : 0421M07.D
Acq On : 21 Apr 2017 11:02 am
Operator :
Client ID : BFB TUNE
Lab ID : VOA-2 PPB STD. VOA40U II 04/21 E
ALS Vial : 1 Sample Multiplier: 1

Quant Time: Apr 21 13:56:47 2017
Quant Method : H:\V2017\CHEM18\METHODS\VT-M0421.M
Quant Title : VOA Standards for 5 point calibration
QLast Update : Fri Apr 21 13:51:17 2017
Response via : Initial Calibration

Compound	R.T.	QIon	Response	Conc	Units	Dev(Min)
Internal Standards						
1) Pentafluorobenzene	3.485	168	307996	50.000	ug/l	0.00
29) 1,4-Difluorobenzene	3.825	114	419700	50.000	ug/l	0.00
45) Chlorobenzene-d5	5.938	117	376042	50.000	ug/l	0.00
58) 1,4-Dichlorobenzene-d4	7.988	152	189015	50.000	ug/l	0.00
83) 1,4-Dioxane d8	4.306	96	9301	500.000	ug/l	0.00
System Monitoring Compounds						
27) % Dibromofluoromethane	3.223	192	28817	51.896	ug/l	0.00
Spiked Amount 50.000	Range 70 - 130		Recovery = 103.80%			
40) % Toluene-d8	4.750	98	481524	40.941	ug/l	0.00
Spiked Amount 50.000	Range 70 - 130		Recovery = 81.88%			
57) % Bromofluorobenzene	6.968	95	176940	50.134	ug/l	0.00
Spiked Amount 50.000	Range 70 - 130		Recovery = 100.26%			
59) % 1,2-dichlorobenzene-d4	8.396	152	165722	46.586	ug/l	0.00
Spiked Amount 50.000	Range 70 - 130		Recovery = 93.18%			
Target Compounds						Qvalue
2) Dichlorodifluoromethane	1.168	85	4943	1.539	ug/l	98
3) Chloromethane	1.293	50	7049	1.531	ug/l	99
4) Vinyl Chloride	1.335	62	5913	1.597	ug/l	95
5) Bromomethane	1.518	94	3236	1.950	ug/l	86
6) Chloroethane	1.591	64	3068	1.737	ug/l	95
7) Trichlorofluoromethane	1.659	101	6933	1.663	ug/l	96
8) 1,1-Dichloroethene	1.936	96	4560	1.833	ug/l	94
9) Trichlorotrifluoroethane	1.947	151	3896	1.790	ug/l	91
10) Carbon Disulfide	1.963	76	12090	1.771	ug/l	97
12) Methylene Chloride	2.250	84	7650	3.449	ug/l	92
13) Acetone	2.276	43	3626	5.519	ug/l	84
14) Trans-1,2-Dichloroethene	2.329	96	4980	1.953	ug/l	97
16) Methyl t-Butyl Ether (...	2.381	73	9950	1.936	ug/l	89
17) 1,1-Dichloroethane	2.664	63	8871	1.622	ug/l	96
18) Acrylonitrile	2.700	53	1592	2.132	ug/l	96
19) Cis-1,2-Dichloroethene	2.962	96	5214	1.830	ug/l	97
20) 2,2-Dichloropropane	3.024	77	7521	2.060	ug/l	93
21) Bromochloromethane	3.082	128	2698	2.536	ug/l	94
23) Chloroform	3.108	83	8479	2.162	ug/l	95
24) Carbon Tetrachloride	3.197	117	4285	1.535	ug/l	100
25) Tetrahydrofuran (THF)	3.218	42	2607	4.767	ug/l	78
26) 1,1,1-Trichloroethane	3.239	97	7744	1.999	ug/l	94
28) Methyl Ethyl Ketone	3.302	43	2509	3.099	ug/l	79
30) 1,1-Dichloropropene	3.307	75	6547	1.924	ug/l	96
31) Benzene	3.458	78	16120	1.751	ug/l	94
32) 1,2-Dichloroethane	3.584	62	5372	1.694	ug/l	98
34) Trichloroethene	3.809	130	5243	1.888	ug/l#	1
35) Dibromomethane	4.086	93	1926	1.558	ug/l	88
36) 1,2-dichloropropane	4.149	63	4366	1.649	ug/l	100
37) Bromodichloromethane	4.186	83	5176	1.826	ug/l	98
38) cis-1,3-Dichloropropene	4.620	75	6221	1.624	ug/l	89
39) Toluene	4.787	92	9846	1.621	ug/l	99
41) 4-Methyl-2-Pentanone	5.064	43	3982	1.923	ug/l	88
42) Tetrachloroethene	5.069	164	4200	1.613	ug/l	91
43) trans-1,3-Dichloropropene	5.090	75	4545	1.607	ug/l	94
44) 1,1,2-Trichloroethane	5.211	97	3217	1.796	ug/l	88
46) Dibromochloromethane	5.352	129	2902	1.628	ug/l	99

Data Path : H:\V2017\CHEM18\04APR\042117\
Data File : 0421M07.D
Acq On : 21 Apr 2017 11:02 am
Operator :
Client ID : BFB TUNE
Lab ID : VOA-2 PPB STD. VOA40U II 04/21 E
ALS Vial : 1 Sample Multiplier: 1

Quant Time: Apr 21 13:56:47 2017
Quant Method : H:\V2017\CHEM18\METHODS\VT-M0421.M
Quant Title : VOA Standards for 5 point calibration
QLast Update : Fri Apr 21 13:51:17 2017
Response via : Initial Calibration

Compound	R.T.	QIon	Response	Conc Units	Dev(Min)
47) 1,3-Dichloropropane	5.425	76	5296	2.268 ug/l	95
48) 1,2-Dibromoethane	5.540	107	2874	2.063 ug/l	91
49) 2-Hexanone	5.707	43	3920	2.858 ug/l	89
50) Chlorobenzene	5.948	112	11925	2.169 ug/l	94
51) Ethylbenzene	5.964	106	6081	2.171 ug/l#	83
52) 1,1,1,2-Tetrachloroethane	5.995	131	3770	2.262 ug/l#	61
53) m&p-Xylene	6.089	106	15604	4.641 ug/l	90
54) o-Xylene	6.455	106	8174	2.161 ug/l	92
55) Styrene	6.492	104	13385	2.476 ug/l	92
56) Bromoform	6.523	173	1796	2.035 ug/l	97
60) Isopropylbenzene	6.722	120	6439	2.060 ug/l	97
61) Bromobenzene	7.057	156	5304	1.942 ug/l	98
62) n-Propylbenzene	7.088	120	6081	2.090 ug/l	91
63) 1,1,2,2-Tetrachloroethane	7.156	83	3024	2.009 ug/l	93
64) 2-Chlorotoluene	7.229	126	5551	2.262 ug/l	100
65) 1,3,5-Trimethylbenzene	7.271	105	16546	2.087 ug/l	90
66) 1,2,3-Trichloropropane	7.271	75	2822	2.442 ug/l	89
67) trans-1,4-Dichloro-2-b...	7.318	75	3885	9.278 ug/l	78
68) 4-Chlorotoluene	7.376	126	5346	2.245 ug/l	99
69) tert-Butylbenzene	7.559	119	16186	1.972 ug/l	93
70) 1,2,4-Trimethylbenzene	7.622	105	15996	1.979 ug/l	96
71) sec-Butylbenzene	7.721	105	22207	2.119 ug/l	100
72) p-Isopropyltoluene	7.862	119	20569	2.068 ug/l	95
73) 1,3-Dichlorobenzene	7.920	146	10395	2.262 ug/l	98
74) 1,4-Dichlorobenzene	7.998	146	9390	2.132 ug/l	78
75) 2-Isopropyltoluene	8.098	119	17367	1.893 ug/l	95
76) n-Butylbenzene	8.265	91	16620	1.970 ug/l	96
77) 1,2-Dichlorobenzene	8.401	146	8418	2.010 ug/l	84
78) 1,2-Dibromo-3-Chloropr...	9.191	155	564	1.468 ug/l#	80
79) Hexachlorobutadiene	9.808	225	4130	2.250 ug/l	91
80) 1,2,4-Trichlorobenzene	9.829	180	7633	2.951 ug/l	99
81) Naphthalene	10.106	128	14742	2.298 ug/l	100
82) 1,2,3-Trichlorobenzene	10.258	180	6497	2.373 ug/l	97

(#)out of range (m)manual integration reviewed by analyst (+)signals summed

Quantitation Report (QT Reviewed)

Data Path : H:\V2017\CHEM18\04APR\042117\
Data File : 0421M07.D
Acq On : 21 Apr 2017 11:02 am
Operator :
Client ID : BFB TUNE
Lab ID : VOA-2 PPB STD, VOA40U II 04/21 E
ALS Vial : 1 Sample Multiplier: 1

Quant Time: Apr 21 13:56:47 2017
Quant Method : H:\V2017\CHEM18\METHODS\VT-M0421.M
Quant Title : VOA Standards for 5 point calibration
QLast Update : Fri Apr 21 13:51:17 2017
Response via : Initial Calibration

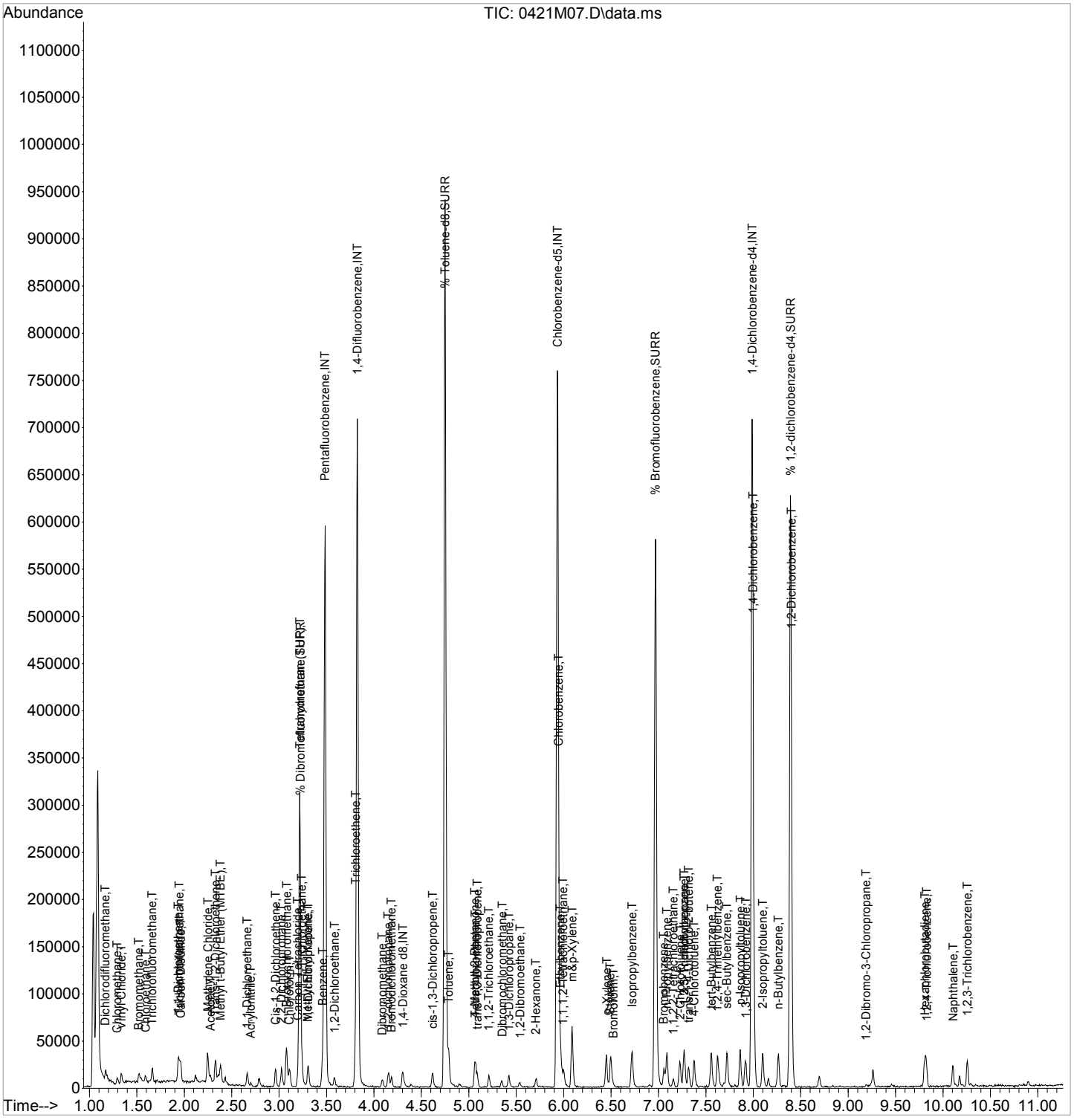

Quantitation Report (QT Reviewed)

Data Path : H:\V2017\CHEM18\04APR\042117\
Data File : 0421M09.D
Acq On : 21 Apr 2017 11:47 am
Operator :
Client ID : ICAL 5
Lab ID : VOA-5 PPB STD.
ALS Vial : 1 Sample Multiplier: 1

Quant Time: Apr 21 13:53:44 2017
Quant Method : H:\V2017\CHEM18\METHODS\VT-M0421.M
Quant Title : VOA Standards for 5 point calibration
QLast Update : Fri Apr 21 13:53:13 2017
Response via : Initial Calibration

Compound	R.T.	QIon	Response	Conc	Units	Dev(Min)
Internal Standards						
1) Pentafluorobenzene	3.485	168	318707	50.000	ug/l	0.00
29) 1,4-Difluorobenzene	3.825	114	435537	50.000	ug/l	0.00
45) Chlorobenzene-d5	5.938	117	395577	50.000	ug/l	0.00
58) 1,4-Dichlorobenzene-d4	7.988	152	193560	50.000	ug/l	0.00
83) 1,4-Dioxane d8	4.306	96	9375	500.000	ug/l	0.00
System Monitoring Compounds						
27) % Dibromofluoromethane	3.218	192	28586	49.537	ug/l	0.00
Spiked Amount 50.000	Range 70 - 130		Recovery =	99.08%		
40) % Toluene-d8	4.750	98	504693	43.480	ug/l	0.00
Spiked Amount 50.000	Range 70 - 130		Recovery =	86.96%		
57) % Bromofluorobenzene	6.968	95	185625	49.962	ug/l	0.00
Spiked Amount 50.000	Range 70 - 130		Recovery =	99.92%		
59) % 1,2-dichlorobenzene-d4	8.391	152	176279	49.325	ug/l	0.00
Spiked Amount 50.000	Range 70 - 130		Recovery =	98.66%		
Target Compounds						Qvalue
2) Dichlorodifluoromethane	1.173	85	11260	3.730	ug/l	95
3) Chloromethane	1.293	50	17973	3.862	ug/l	91
4) Vinyl Chloride	1.335	62	14096	3.825	ug/l	91
5) Bromomethane	1.523	94	6138	3.628	ug/l	96
6) Chloroethane	1.586	64	8391	4.686	ug/l	86
7) Trichlorofluoromethane	1.664	101	16705	4.018	ug/l	94
8) 1,1-Dichloroethene	1.936	96	9836	3.915	ug/l	87
9) Trichlorotrifluoroethane	1.952	151	10859	5.020	ug/l	92
10) Carbon Disulfide	1.963	76	28365	4.122	ug/l	97
12) Methylene Chloride	2.250	84	12806	4.773	ug/l	91
13) Acetone	2.276	43	4935	7.259	ug/l	98
14) Trans-1,2-Dichloroethene	2.329	96	10858	4.153	ug/l	90
16) Methyl t-Butyl Ether (...	2.386	73	24661	4.606	ug/l	88
17) 1,1-Dichloroethane	2.663	63	23196	4.207	ug/l	98
18) Acrylonitrile	2.700	53	3281	4.164	ug/l	89
19) Cis-1,2-Dichloroethene	2.962	96	11777	4.105	ug/l	83
20) 2,2-Dichloropropane	3.024	77	17708	4.706	ug/l	95
21) Bromochloromethane	3.077	128	5273	4.740	ug/l	94
23) Chloroform	3.108	83	19860	4.884	ug/l	92
24) Carbon Tetrachloride	3.197	117	10790	3.904	ug/l	88
25) Tetrahydrofuran (THF)	3.218	42	6822	11.346	ug/l	89
26) 1,1,1-Trichloroethane	3.239	97	17661	4.472	ug/l	97
28) Methyl Ethyl Ketone	3.296	43	5013	5.164	ug/l	89
30) 1,1-Dichloropropene	3.307	75	15663	4.484	ug/l	96
31) Benzene	3.458	78	41190	4.416	ug/l	95
32) 1,2-Dichloroethane	3.579	62	14102	4.412	ug/l	94
34) Trichloroethene	3.809	130	12446	4.328	ug/l#	51
35) Dibromomethane	4.086	93	5246	4.150	ug/l	94
36) 1,2-dichloropropane	4.154	63	11530	4.383	ug/l	99
37) Bromodichloromethane	4.185	83	11230	4.052	ug/l	99
38) cis-1,3-Dichloropropene	4.620	75	14625	3.939	ug/l	89
39) Toluene	4.787	92	24387	4.057	ug/l	99
41) 4-Methyl-2-Pentanone	5.059	43	8511	4.004	ug/l	98
42) Tetrachloroethene	5.069	164	10840	4.153	ug/l	95
43) trans-1,3-Dichloropropene	5.090	75	12176	4.287	ug/l	83
44) 1,1,2-Trichloroethane	5.211	97	7586	4.253	ug/l	97
46) Dibromochloromethane	5.347	129	8024	4.513	ug/l	100

Data Path : H:\V2017\CHEM18\04APR\042117\
Data File : 0421M09.D
Acq On : 21 Apr 2017 11:47 am
Operator :
Client ID : ICAL 5
Lab ID : VOA-5 PPB STD.
ALS Vial : 1 Sample Multiplier: 1

Quant Time: Apr 21 13:53:44 2017
Quant Method : H:\V2017\CHEM18\METHODS\VT-M0421.M
Quant Title : VOA Standards for 5 point calibration
QLast Update : Fri Apr 21 13:53:13 2017
Response via : Initial Calibration

Compound	R.T.	QIon	Response	Conc	Units	Dev(Min)
47) 1,3-Dichloropropane	5.425	76	12788	4.872	ug/l	96
48) 1,2-Dibromoethane	5.535	107	7436	4.887	ug/l	98
49) 2-Hexanone	5.707	43	7578	4.641	ug/l	92
50) Chlorobenzene	5.948	112	27979	4.818	ug/l	94
51) Ethylbenzene	5.969	106	15283	5.120	ug/l	93
52) 1,1,1,2-Tetrachloroethane	6.000	131	8746	4.833	ug/l	94
53) m&p-Xylene	6.089	106	38560	10.520	ug/l	88
54) o-Xylene	6.450	106	18959	4.752	ug/l	86
55) Styrene	6.497	104	32704	5.444	ug/l	93
56) Bromoform	6.518	173	4172	4.556	ug/l	95
60) Isopropylbenzene	6.717	120	15158	4.858	ug/l	90
61) Bromobenzene	7.062	156	12460	4.513	ug/l	99
62) n-Propylbenzene	7.088	120	14779	5.078	ug/l	95
63) 1,1,2,2-Tetrachloroethane	7.156	83	7560	4.893	ug/l	99
64) 2-Chlorotoluene	7.224	126	11923	4.746	ug/l	92
65) 1,3,5-Trimethylbenzene	7.271	105	42229	5.168	ug/l	94
66) 1,2,3-Trichloropropane	7.276	75	6797	5.471	ug/l	92
67) trans-1,4-Dichloro-2-b...	7.318	75	8285	20.060	ug/l#	72
68) 4-Chlorotoluene	7.376	126	12213	4.943	ug/l	87
69) tert-Butylbenzene	7.559	119	40503	4.829	ug/l	93
70) 1,2,4-Trimethylbenzene	7.627	105	40565	4.952	ug/l	97
71) sec-Butylbenzene	7.726	105	56367	5.197	ug/l	97
72) p-Isopropyltoluene	7.862	119	50533	4.982	ug/l	98
73) 1,3-Dichlorobenzene	7.920	146	25742	5.226	ug/l	97
74) 1,4-Dichlorobenzene	8.009	146	22360	4.863	ug/l	92
75) 2-Isopropyltoluene	8.098	119	42892	4.642	ug/l	98
76) n-Butylbenzene	8.260	91	41360	4.860	ug/l	97
77) 1,2-Dichlorobenzene	8.396	146	19251	4.514	ug/l	90
78) 1,2-Dibromo-3-Chloropr...	9.196	155	1415	3.986	ug/l	90
79) Hexachlorobutadiene	9.803	225	10076	5.312	ug/l	98
80) 1,2,4-Trichlorobenzene	9.824	180	16226	5.525	ug/l	97
81) Naphthalene	10.101	128	30104	4.379	ug/l	100
82) 1,2,3-Trichlorobenzene	10.258	180	14732	5.035	ug/l	96

(#)out of range (m)manual integration reviewed by analyst (+)signals summed

Quantitation Report (QT Reviewed)

Data Path : H:\V2017\CHEM18\04APR\042117\
Data File : 0421M09.D
Acq On : 21 Apr 2017 11:47 am
Operator :
Client ID : ICAL 5
Lab ID : VOA-5 PPB STD.
ALS Vial : 1 Sample Multiplier: 1

Quant Time: Apr 21 13:53:44 2017
Quant Method : H:\V2017\CHEM18\METHODS\VT-M0421.M
Quant Title : VOA Standards for 5 point calibration
QLast Update : Fri Apr 21 13:53:13 2017
Response via : Initial Calibration



Quantitation Report (QT Reviewed)

Data Path : H:\V2017\CHEM18\04APR\042117\
Data File : 0421M10.D
Acq On : 21 Apr 2017 12:09 pm
Operator :
Client ID : ICAL 10
Lab ID : VOA-10 PPB STD.
ALS Vial : 1 Sample Multiplier: 1

Quant Time: Apr 21 13:54:37 2017
Quant Method : H:\V2017\CHEM18\METHODS\VT-M0421.M
Quant Title : VOA Standards for 5 point calibration
QLast Update : Fri Apr 21 13:54:29 2017
Response via : Initial Calibration

Compound	R.T.	QIon	Response	Conc	Units	Dev(Min)
Internal Standards						
1) Pentafluorobenzene	3.485	168	282407	50.000	ug/l	0.00
29) 1,4-Difluorobenzene	3.825	114	390930	50.000	ug/l	0.00
45) Chlorobenzene-d5	5.932	117	367377	50.000	ug/l	0.00
58) 1,4-Dichlorobenzene-d4	7.988	152	178337	50.000	ug/l	0.00
83) 1,4-Dioxane d8	4.306	96	9109	500.000	ug/l	0.00
System Monitoring Compounds						
27) % Dibromofluoromethane	3.218	192	27252	53.394	ug/l	0.00
Spiked Amount 50.000	Range 70 - 130		Recovery = 106.78%			
40) % Toluene-d8	4.750	98	468146	46.136	ug/l	0.00
Spiked Amount 50.000	Range 70 - 130		Recovery = 92.28%			
57) % Bromofluorobenzene	6.968	95	155239	44.998	ug/l	0.00
Spiked Amount 50.000	Range 70 - 130		Recovery = 90.00%			
59) % 1,2-dichlorobenzene-d4	8.391	152	160587	48.902	ug/l	0.00
Spiked Amount 50.000	Range 70 - 130		Recovery = 97.80%			
Target Compounds						Qvalue
2) Dichlorodifluoromethane	1.173	85	27051	10.654	ug/l	98
3) Chloromethane	1.298	50	39441	10.020	ug/l	95
4) Vinyl Chloride	1.335	62	33334	10.711	ug/l	99
5) Bromomethane	1.518	94	14678	10.359	ug/l	91
6) Chloroethane	1.586	64	17572	11.216	ug/l	95
7) Trichlorofluoromethane	1.659	101	39957	11.289	ug/l	99
8) 1,1-Dichloroethene	1.936	96	23861	11.204	ug/l	88
9) Trichlorotrifluoroethane	1.952	151	22190	11.567	ug/l	97
10) Carbon Disulfide	1.963	76	65635	11.155	ug/l	96
12) Methylene Chloride	2.245	84	21640	9.186	ug/l	92
13) Acetone	2.276	43	8004	11.938	ug/l	92
14) Trans-1,2-Dichloroethene	2.329	96	26090	11.656	ug/l	94
16) Methyl t-Butyl Ether (...	2.381	73	52375	11.217	ug/l	98
17) 1,1-Dichloroethane	2.663	63	51061	10.794	ug/l	98
18) Acrylonitrile	2.705	53	7847	11.627	ug/l	95
19) Cis-1,2-Dichloroethene	2.962	96	27363	11.164	ug/l	88
20) 2,2-Dichloropropane	3.024	77	36795	11.166	ug/l	95
21) Bromochloromethane	3.077	128	11360	11.646	ug/l	98
23) Chloroform	3.108	83	41143	11.471	ug/l	98
24) Carbon Tetrachloride	3.197	117	27315	11.666	ug/l	98
25) Tetrahydrofuran (THF)	3.218	42	14206	27.165	ug/l	91
26) 1,1,1-Trichloroethane	3.239	97	37861	11.053	ug/l	97
28) Methyl Ethyl Ketone	3.296	43	9327	10.772	ug/l	96
30) 1,1-Dichloropropene	3.307	75	33772	10.998	ug/l	95
31) Benzene	3.458	78	88703	10.848	ug/l	98
32) 1,2-Dichloroethane	3.584	62	28297	10.101	ug/l	93
34) Trichloroethene	3.809	130	27700	11.028	ug/l#	83
35) Dibromomethane	4.086	93	11061	10.093	ug/l	96
36) 1,2-dichloropropane	4.154	63	23978	10.411	ug/l	98
37) Bromodichloromethane	4.185	83	25579	10.688	ug/l	98
38) cis-1,3-Dichloropropene	4.614	75	34437	10.792	ug/l	94
39) Toluene	4.787	92	54756	10.546	ug/l	100
41) 4-Methyl-2-Pentanone	5.064	43	18841	10.284	ug/l	99
42) Tetrachloroethene	5.069	164	25351	11.200	ug/l	96
43) trans-1,3-Dichloropropene	5.090	75	26287	10.614	ug/l	97
44) 1,1,2-Trichloroethane	5.211	97	16575	10.672	ug/l	93
46) Dibromochloromethane	5.347	129	17781	10.982	ug/l	97

Quantitation Report (QT Reviewed)

Data Path : H:\V2017\CHEM18\04APR\042117\
Data File : 0421M10.D
Acq On : 21 Apr 2017 12:09 pm
Operator :
Client ID : ICAL 10
Lab ID : VOA-10 PPB STD.
ALS Vial : 1 Sample Multiplier: 1

Quant Time: Apr 21 13:54:37 2017
Quant Method : H:\V2017\CHEM18\METHODS\VT-M0421.M
Quant Title : VOA Standards for 5 point calibration
QLast Update : Fri Apr 21 13:54:29 2017
Response via : Initial Calibration

Compound	R.T.	QIon	Response	Conc	Units	Dev(Min)
47) 1,3-Dichloropropane	5.420	76	28760	11.859	ug/l	100
48) 1,2-Dibromoethane	5.535	107	16105	11.448	ug/l	92
49) 2-Hexanone	5.707	43	14940	9.996	ug/l	100
50) Chlorobenzene	5.948	112	62165	11.611	ug/l	93
51) Ethylbenzene	5.969	106	33321	11.962	ug/l	96
52) 1,1,1,2-Tetrachloroethane	6.000	131	18262	10.939	ug/l	97
53) m&p-Xylene	6.089	106	84442	24.551	ug/l	93
54) o-Xylene	6.450	106	41642	11.352	ug/l	84
55) Styrene	6.497	104	67424	11.874	ug/l	94
56) Bromoform	6.518	173	9375	11.223	ug/l	99
60) Isopropylbenzene	6.722	120	33550	11.737	ug/l	91
61) Bromobenzene	7.057	156	26978	10.816	ug/l	98
62) n-Propylbenzene	7.088	120	33161	12.329	ug/l	99
63) 1,1,2,2-Tetrachloroethane	7.156	83	15859	11.189	ug/l	98
64) 2-Chlorotoluene	7.224	126	26672	11.640	ug/l	95
65) 1,3,5-Trimethylbenzene	7.271	105	89049	11.749	ug/l	94
66) 1,2,3-Trichloropropane	7.271	75	14180	12.159	ug/l	87
67) trans-1,4-Dichloro-2-b...	7.318	75	20861	57.077	ug/l	84
68) 4-Chlorotoluene	7.376	126	27350	12.042	ug/l	99
69) tert-Butylbenzene	7.559	119	88386	11.515	ug/l	96
70) 1,2,4-Trimethylbenzene	7.627	105	90302	11.988	ug/l	94
71) sec-Butylbenzene	7.721	105	117337	11.650	ug/l	99
72) p-Isopropyltoluene	7.862	119	109392	11.713	ug/l	95
73) 1,3-Dichlorobenzene	7.920	146	53322	11.644	ug/l	100
74) 1,4-Dichlorobenzene	8.004	146	45969	10.911	ug/l	95
75) 2-Isopropyltoluene	8.098	119	93503	11.142	ug/l	97
76) n-Butylbenzene	8.260	91	88613	11.365	ug/l	99
77) 1,2-Dichlorobenzene	8.401	146	43068	11.179	ug/l	98
78) 1,2-Dibromo-3-Chloropr...	9.191	155	3415	10.882	ug/l	93
79) Hexachlorobutadiene	9.803	225	21683	12.254	ug/l	97
80) 1,2,4-Trichlorobenzene	9.824	180	33628	12.173	ug/l	97
81) Naphthalene	10.101	128	61344	9.932	ug/l	100
82) 1,2,3-Trichlorobenzene	10.258	180	29760	11.023	ug/l	97

(#)out of range (m)manual integration reviewed by analyst (+)signals summed

Quantitation Report (QT Reviewed)

Data Path : H:\V2017\CHEM18\04APR\042117\
Data File : 0421M10.D
Acq On : 21 Apr 2017 12:09 pm
Operator :
Client ID : ICAL 10
Lab ID : VOA-10 PPB STD.
ALS Vial : 1 Sample Multiplier: 1

Quant Time: Apr 21 13:54:37 2017
Quant Method : H:\V2017\CHEM18\METHODS\VT-M0421.M
Quant Title : VOA Standards for 5 point calibration
QLast Update : Fri Apr 21 13:54:29 2017
Response via : Initial Calibration

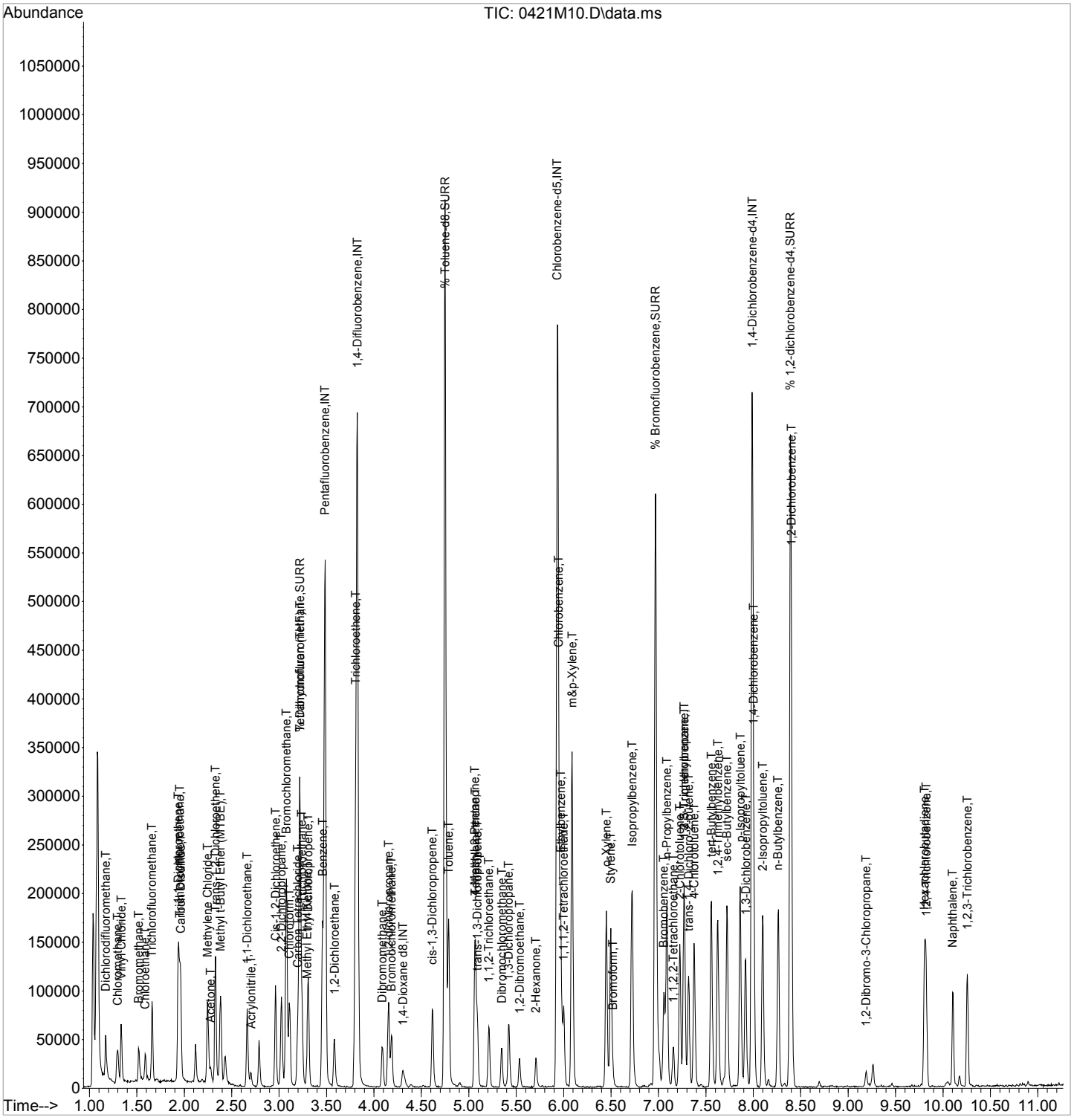

Quantitation Report (QT Reviewed)

Data Path : H:\V2017\CHEM18\04APR\042117\
Data File : 0421M11.D
Acq On : 21 Apr 2017 12:31 pm
Operator :
Client ID : ICAL 20
Lab ID : VOA-20 PPB STD.
ALS Vial : 1 Sample Multiplier: 1

Quant Time: Apr 21 13:55:21 2017
Quant Method : H:\V2017\CHEM18\METHODS\VT-M0421.M
Quant Title : VOA Standards for 5 point calibration
QLast Update : Fri Apr 21 13:55:12 2017
Response via : Initial Calibration

Compound	R.T.	QIon	Response	Conc	Units	Dev(Min)
Internal Standards						
1) Pentafluorobenzene	3.485	168	284278	50.000	ug/l	0.00
29) 1,4-Difluorobenzene	3.825	114	396948	50.000	ug/l	0.00
45) Chlorobenzene-d5	5.938	117	381899	50.000	ug/l	0.00
58) 1,4-Dichlorobenzene-d4	7.988	152	182530	50.000	ug/l	0.00
83) 1,4-Dioxane d8	4.300	96	9695	500.000	ug/l	0.00
System Monitoring Compounds						
27) % Dibromofluoromethane	3.223	192	25735	49.530	ug/l	0.00
Spiked Amount 50.000	Range 70 - 130		Recovery = 99.06%			
40) % Toluene-d8	4.750	98	486009	47.786	ug/l	0.00
Spiked Amount 50.000	Range 70 - 130		Recovery = 95.58%			
57) % Bromofluorobenzene	6.968	95	174428	49.462	ug/l	0.00
Spiked Amount 50.000	Range 70 - 130		Recovery = 98.92%			
59) % 1,2-dichlorobenzene-d4	8.391	152	168069	50.188	ug/l	0.00
Spiked Amount 50.000	Range 70 - 130		Recovery = 100.38%			
Target Compounds						Qvalue
2) Dichlorodifluoromethane	1.173	85	49791	19.272	ug/l	96
3) Chloromethane	1.293	50	75878	19.144	ug/l	97
4) Vinyl Chloride	1.335	62	63166	19.927	ug/l	90
5) Bromomethane	1.523	94	28341	19.752	ug/l	91
6) Chloroethane	1.586	64	31217	19.401	ug/l	97
7) Trichlorofluoromethane	1.659	101	75001	20.608	ug/l	100
8) 1,1-Dichloroethene	1.936	96	43227	19.767	ug/l	86
9) Trichlorotrifluoroethane	1.947	151	39883	20.128	ug/l	100
10) Carbon Disulfide	1.963	76	126390	20.937	ug/l	99
12) Methylene Chloride	2.245	84	41091	17.566	ug/l	97
13) Acetone	2.276	43	14147	20.179	ug/l	84
14) Trans-1,2-Dichloroethene	2.329	96	48528	20.959	ug/l	98
16) Methyl t-Butyl Ether (...	2.381	73	95486	19.912	ug/l	100
17) 1,1-Dichloroethane	2.663	63	95097	19.710	ug/l	99
18) Acrylonitrile	2.700	53	13448	19.272	ug/l	93
19) Cis-1,2-Dichloroethene	2.962	96	51042	20.295	ug/l	90
20) 2,2-Dichloropropane	3.024	77	67933	20.090	ug/l	96
21) Bromochloromethane	3.077	128	20874	20.691	ug/l	92
23) Chloroform	3.108	83	75926	20.527	ug/l	100
24) Carbon Tetrachloride	3.197	117	50467	20.833	ug/l	98
25) Tetrahydrofuran (THF)	3.218	42	24324	45.550	ug/l	87
26) 1,1,1-Trichloroethane	3.239	97	69430	19.789	ug/l	97
28) Methyl Ethyl Ketone	3.296	43	15167	17.181	ug/l	98
30) 1,1-Dichloropropene	3.307	75	60756	19.167	ug/l	98
31) Benzene	3.458	78	163191	19.382	ug/l	98
32) 1,2-Dichloroethane	3.584	62	54816	19.238	ug/l	94
34) Trichloroethene	3.809	130	51573	19.880	ug/l	93
35) Dibromomethane	4.086	93	21604	19.384	ug/l	96
36) 1,2-dichloropropane	4.154	63	44736	19.000	ug/l	100
37) Bromodichloromethane	4.185	83	49740	20.236	ug/l	99
38) cis-1,3-Dichloropropene	4.620	75	64270	19.578	ug/l	93
39) Toluene	4.787	92	99366	18.678	ug/l	95
41) 4-Methyl-2-Pentanone	5.064	43	35678	19.089	ug/l	97
42) Tetrachloroethene	5.069	164	45857	19.562	ug/l	98
43) trans-1,3-Dichloropropene	5.090	75	49419	19.453	ug/l	99
44) 1,1,2-Trichloroethane	5.211	97	30320	19.012	ug/l	95
46) Dibromochloromethane	5.347	129	35455	20.726	ug/l	94

Quantitation Report (QT Reviewed)

Data Path : H:\V2017\CHEM18\04APR\042117\
Data File : 0421M11.D
Acq On : 21 Apr 2017 12:31 pm
Operator :
Client ID : ICAL 20
Lab ID : VOA-20 PPB STD.
ALS Vial : 1 Sample Multiplier: 1

Quant Time: Apr 21 13:55:21 2017
Quant Method : H:\V2017\CHEM18\METHODS\VT-M0421.M
Quant Title : VOA Standards for 5 point calibration
QLast Update : Fri Apr 21 13:55:12 2017
Response via : Initial Calibration

Compound	R.T.	QIon	Response	Conc	Units	Dev(Min)
47) 1,3-Dichloropropane	5.425	76	52149	20.063	ug/l	99
48) 1,2-Dibromoethane	5.535	107	30137	20.122	ug/l	99
49) 2-Hexanone	5.707	43	28787	18.529	ug/l	85
50) Chlorobenzene	5.948	112	115111	20.142	ug/l	92
51) Ethylbenzene	5.969	106	62026	20.742	ug/l	96
52) 1,1,1,2-Tetrachloroethane	6.000	131	35035	19.877	ug/l	97
53) m&p-Xylene	6.089	106	156128	42.071	ug/l	92
54) o-Xylene	6.450	106	81360	20.866	ug/l	89
55) Styrene	6.497	104	123555	20.297	ug/l	92
56) Bromoform	6.513	173	17621	19.887	ug/l	97
60) Isopropylbenzene	6.722	120	61764	20.517	ug/l	90
61) Bromobenzene	7.057	156	51004	19.711	ug/l	98
62) n-Propylbenzene	7.088	120	58782	20.555	ug/l	94
63) 1,1,2,2-Tetrachloroethane	7.156	83	28795	19.464	ug/l	99
64) 2-Chlorotoluene	7.224	126	50111	20.799	ug/l	91
65) 1,3,5-Trimethylbenzene	7.271	105	166994	20.918	ug/l	96
66) 1,2,3-Trichloropropane	7.271	75	24901	20.138	ug/l	90
67) trans-1,4-Dichloro-2-b...	7.318	75	36773	96.037	ug/l#	79
68) 4-Chlorotoluene	7.376	126	50472	20.997	ug/l	100
69) tert-Butylbenzene	7.559	119	160411	19.916	ug/l	95
70) 1,2,4-Trimethylbenzene	7.627	105	164252	20.622	ug/l	96
71) sec-Butylbenzene	7.721	105	214004	20.205	ug/l	100
72) p-Isopropyltoluene	7.862	119	201516	20.497	ug/l	96
73) 1,3-Dichlorobenzene	7.920	146	96644	20.070	ug/l	99
74) 1,4-Dichlorobenzene	8.003	146	86817	19.833	ug/l	97
75) 2-Isopropyltoluene	8.098	119	178632	20.409	ug/l	98
76) n-Butylbenzene	8.265	91	170546	20.895	ug/l	98
77) 1,2-Dichlorobenzene	8.401	146	77771	19.342	ug/l	96
78) 1,2-Dibromo-3-Chloropr...	9.186	155	6616	20.300	ug/l	97
79) Hexachlorobutadiene	9.808	225	38669	20.578	ug/l	98
80) 1,2,4-Trichlorobenzene	9.824	180	58099	19.830	ug/l	98
81) Naphthalene	10.106	128	118822	18.817	ug/l	96
82) 1,2,3-Trichlorobenzene	10.258	180	54722	19.472	ug/l	98

(#)out of range (m)manual integration reviewed by analyst (+)signals summed

Quantitation Report (QT Reviewed)

Data Path : H:\V2017\CHEM18\04APR\042117\
Data File : 0421M11.D
Acq On : 21 Apr 2017 12:31 pm
Operator :
Client ID : ICAL 20
Lab ID : VOA-20 PPB STD.
ALS Vial : 1 Sample Multiplier: 1

Quant Time: Apr 21 13:55:21 2017
Quant Method : H:\V2017\CHEM18\METHODS\VT-M0421.M
Quant Title : VOA Standards for 5 point calibration
QLast Update : Fri Apr 21 13:55:12 2017
Response via : Initial Calibration

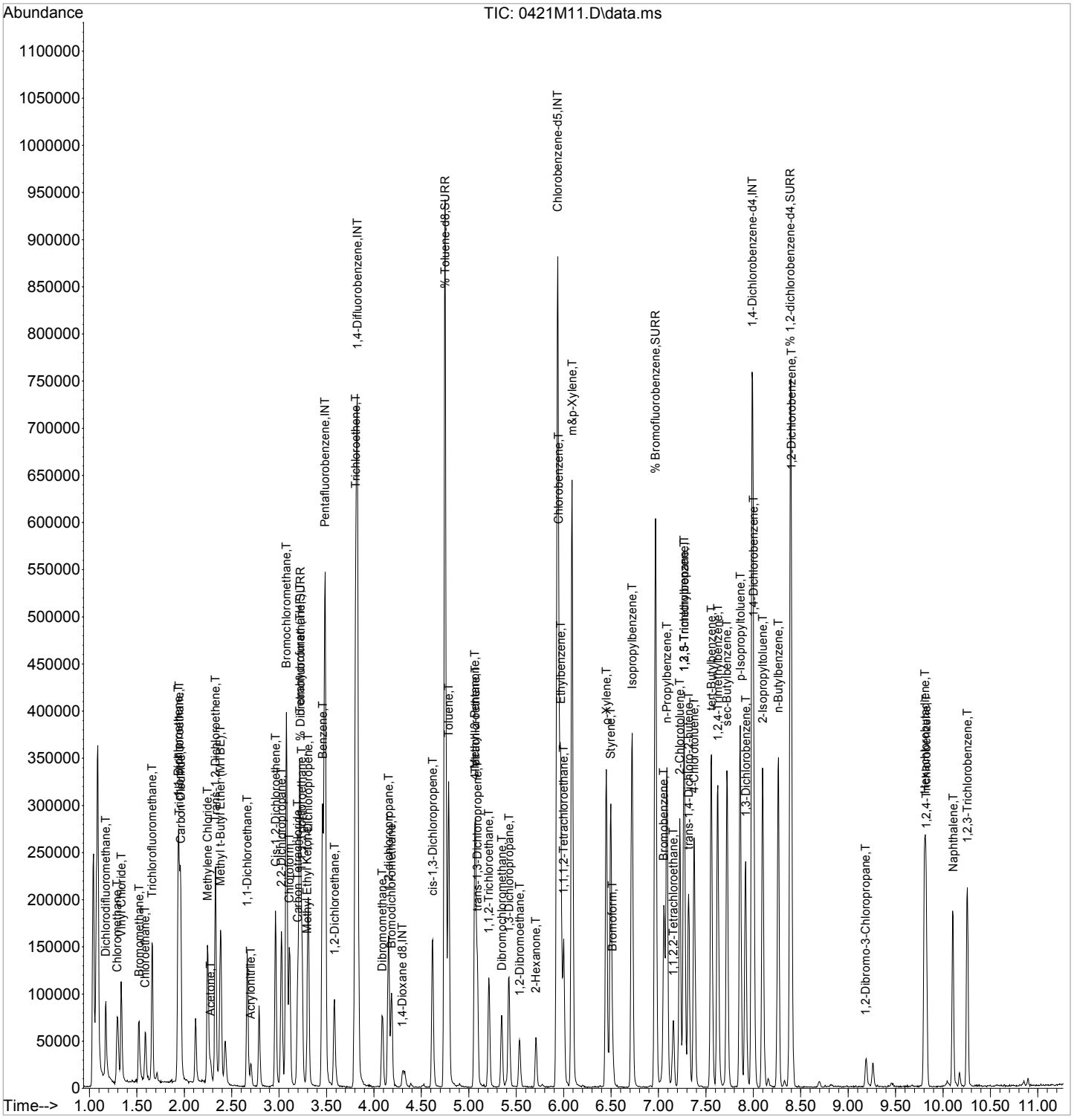

Quantitation Report (QT Reviewed)

Data Path : H:\V2017\CHEM18\04APR\042117\
Data File : 0421M12.D
Acq On : 21 Apr 2017 12:54 pm
Operator :
Client ID : ICAL 50
Lab ID : VOA-50 PPB STD.
ALS Vial : 1 Sample Multiplier: 1

Quant Time: Apr 21 13:49:35 2017
Quant Method : H:\V2017\CHEM18\METHODS\VT-M0421.M
Quant Title : VOA Standards for 5 point calibration
QLast Update : Fri Apr 21 13:49:23 2017
Response via : Initial Calibration

Compound	R.T.	QIon	Response	Conc	Units	Dev(Min)
Internal Standards						
1) Pentafluorobenzene	3.484	168	246253	50.000	ug/l	0.00
29) 1,4-Difluorobenzene	3.824	114	341424	50.000	ug/l	0.00
45) Chlorobenzene-d5	5.937	117	351399	50.000	ug/l	0.00
58) 1,4-Dichlorobenzene-d4	7.988	152	162859	50.000	ug/l	0.00
83) 1,4-Dioxane d8	4.306	96	8657	500.000	ug/l	0.00
System Monitoring Compounds						
27) % Dibromofluoromethane	3.218	192	21644	50.000	ug/l	0.00
Spiked Amount 50.000	Range 70 - 130		Recovery = 100.00%			
40) % Toluene-d8	4.750	98	445570	50.000	ug/l	0.00
Spiked Amount 50.000	Range 70 - 130		Recovery = 100.00%			
57) % Bromofluorobenzene	6.968	95	162891	50.000	ug/l	0.00
Spiked Amount 50.000	Range 70 - 130		Recovery = 100.00%			
59) % 1,2-dichlorobenzene-d4	8.390	152	153163	50.000	ug/l	0.00
Spiked Amount 50.000	Range 70 - 130		Recovery = 100.00%			
Target Compounds						Qvalue
2) Dichlorodifluoromethane	1.167	85	114027	50.000	ug/l	99
3) Chloromethane	1.293	50	179620	50.000	ug/l	99
4) Vinyl Chloride	1.335	62	145199	50.000	ug/l	100
5) Bromomethane	1.518	94	63651	50.000	ug/l	99
6) Chloroethane	1.586	64	73054	50.000	ug/l	98
7) Trichlorofluoromethane	1.659	101	159604	50.000	ug/l	99
8) 1,1-Dichloroethene	1.936	96	97613	50.000	ug/l	90
9) Trichlorotrifluoroethane	1.947	151	81695	50.000	ug/l	97
10) Carbon Disulfide	1.962	76	269947	50.000	ug/l	99
12) Methylene Chloride	2.245	84	87377	50.000	ug/l	96
13) Acetone	2.276	43	27549	50.000	ug/l	93
14) Trans-1,2-Dichloroethene	2.329	96	101688	50.000	ug/l	95
16) Methyl t-Butyl Ether (...	2.381	73	210643	50.000	ug/l	98
17) 1,1-Dichloroethane	2.663	63	213301	50.000	ug/l	98
18) Acrylonitrile	2.700	53	29055	50.000	ug/l	94
19) Cis-1,2-Dichloroethene	2.961	96	111834	50.000	ug/l	90
20) 2,2-Dichloropropane	3.024	77	145066	50.000	ug/l	94
21) Bromochloromethane	3.076	128	43782	50.000	ug/l	91
23) Chloroform	3.108	83	158099	50.000	ug/l	92
24) Carbon Tetrachloride	3.197	117	107436	50.000	ug/l	99
25) Tetrahydrofuran (THF)	3.212	42	54667	125.000	ug/l	85
26) 1,1,1-Trichloroethane	3.239	97	151670	50.000	ug/l	98
28) Methyl Ethyl Ketone	3.296	43	33203	50.000	ug/l	91
30) 1,1-Dichloropropene	3.307	75	129011	50.000	ug/l	97
31) Benzene	3.458	78	357455	50.000	ug/l	100
32) 1,2-Dichloroethane	3.584	62	123059	50.000	ug/l	93
34) Trichloroethene	3.809	130	109015	50.000	ug/l	98
35) Dibromomethane	4.086	93	49273	50.000	ug/l	97
36) 1,2-dichloropropane	4.154	63	104726	50.000	ug/l	98
37) Bromodichloromethane	4.185	83	111601	50.000	ug/l	98
38) cis-1,3-Dichloropropene	4.619	75	147977	50.000	ug/l	98
39) Toluene	4.787	92	230956	50.000	ug/l	100
41) 4-Methyl-2-Pentanone	5.064	43	82485	50.000	ug/l	95
42) Tetrachloroethene	5.069	164	97506	50.000	ug/l	98
43) trans-1,3-Dichloropropene	5.090	75	114241	50.000	ug/l	99
44) 1,1,2-Trichloroethane	5.210	97	71368	50.000	ug/l	94
46) Dibromochloromethane	5.346	129	82796	50.000	ug/l	99

Quantitation Report (QT Reviewed)

Data Path : H:\V2017\CHEM18\04APR\042117\
Data File : 0421M12.D
Acq On : 21 Apr 2017 12:54 pm
Operator :
Client ID : ICAL 50
Lab ID : VOA-50 PPB STD.
ALS Vial : 1 Sample Multiplier: 1

Quant Time: Apr 21 13:49:35 2017
Quant Method : H:\V2017\CHEM18\METHODS\VT-M0421.M
Quant Title : VOA Standards for 5 point calibration
QLast Update : Fri Apr 21 13:49:23 2017
Response via : Initial Calibration

Compound	R.T.	QIon	Response	Conc	Units	Dev(Min)
47) 1,3-Dichloropropane	5.425	76	115698	50.000	ug/l	99
48) 1,2-Dibromoethane	5.535	107	69409	50.000	ug/l	92
49) 2-Hexanone	5.707	43	64385	50.000	ug/l	89
50) Chlorobenzene	5.948	112	259489	50.000	ug/l	99
51) Ethylbenzene	5.969	106	134816	50.000	ug/l	89
52) 1,1,1,2-Tetrachloroethane	6.000	131	78846	50.000	ug/l	96
53) m&p-Xylene	6.089	106	323349	100.000	ug/l	91
54) o-Xylene	6.450	106	181109	50.000	ug/l	91
55) Styrene	6.497	104	265295	50.000	ug/l	93
56) Bromoform	6.518	173	41201	50.000	ug/l	99
60) Isopropylbenzene	6.722	120	132197	50.000	ug/l	88
61) Bromobenzene	7.057	156	118160	50.000	ug/l	99
62) n-Propylbenzene	7.088	120	124228	50.000	ug/l	99
63) 1,1,2,2-Tetrachloroethane	7.156	83	65345	50.000	ug/l	97
64) 2-Chlorotoluene	7.224	126	105664	50.000	ug/l	90
65) 1,3,5-Trimethylbenzene	7.271	105	343236	50.000	ug/l	97
66) 1,2,3-Trichloropropane	7.276	75	52506	50.000	ug/l	87
67) trans-1,4-Dichloro-2-b...	7.318	75	88810	250.000	ug/l	86
68) 4-Chlorotoluene	7.376	126	103171	50.000	ug/l	96
69) tert-Butylbenzene	7.559	119	353040	50.000	ug/l	96
70) 1,2,4-Trimethylbenzene	7.627	105	349980	50.000	ug/l	95
71) sec-Butylbenzene	7.721	105	442078	50.000	ug/l	100
72) p-Isopropyltoluene	7.862	119	417707	50.000	ug/l	98
73) 1,3-Dichlorobenzene	7.920	146	197482	50.000	ug/l	99
74) 1,4-Dichlorobenzene	8.003	146	185279	50.000	ug/l	98
75) 2-Isopropyltoluene	8.098	119	388886	50.000	ug/l	98
76) n-Butylbenzene	8.260	91	343282	50.000	ug/l	100
77) 1,2-Dichlorobenzene	8.401	146	180522	50.000	ug/l	98
78) 1,2-Dibromo-3-Chloropr...	9.191	155	15223	50.000	ug/l	87
79) Hexachlorobutadiene	9.803	225	80233	50.000	ug/l	98
80) 1,2,4-Trichlorobenzene	9.823	180	116704	50.000	ug/l	99
81) Naphthalene	10.106	128	272740	50.000	ug/l	97
82) 1,2,3-Trichlorobenzene	10.258	180	117356	50.000	ug/l	99

(#)out of range (m)manual integration reviewed by analyst (+)signals summed

Quantitation Report (QT Reviewed)

Data Path : H:\V2017\CHEM18\04APR\042117\
Data File : 0421M12.D
Acq On : 21 Apr 2017 12:54 pm
Operator :
Client ID : ICAL 50
Lab ID : VOA-50 PPB STD.
ALS Vial : 1 Sample Multiplier: 1

Quant Time: Apr 21 13:49:35 2017
Quant Method : H:\V2017\CHEM18\METHODS\VT-M0421.M
Quant Title : VOA Standards for 5 point calibration
QLast Update : Fri Apr 21 13:49:23 2017
Response via : Initial Calibration

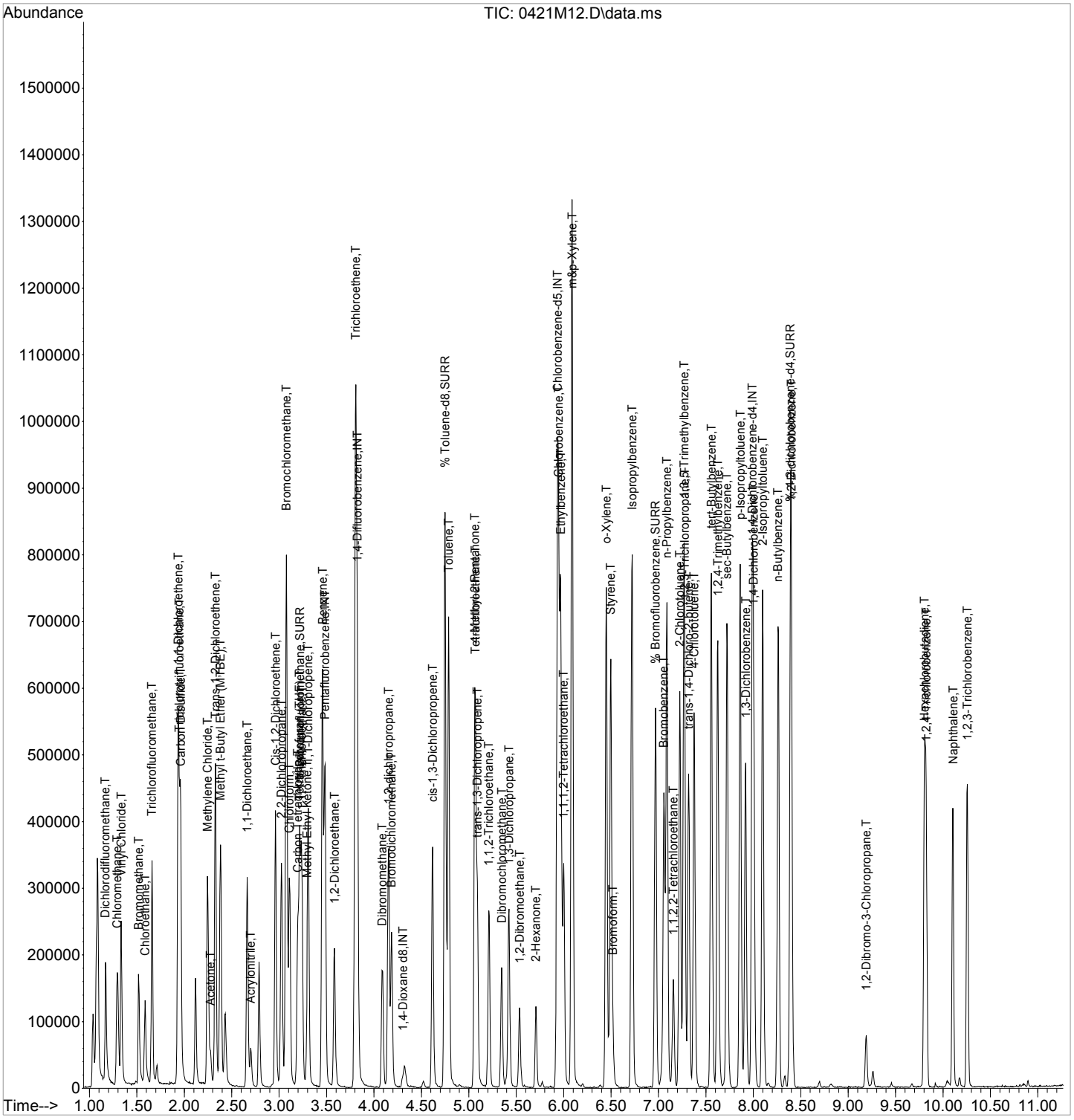

Quantitation Report (QT Reviewed)

Data Path : H:\V2017\CHEM18\04APR\042117\
Data File : 0421M13.D
Acq On : 21 Apr 2017 1:16 pm
Operator :
Client ID : ICAL 100
Lab ID : VOA-100 PPB STD.
ALS Vial : 1 Sample Multiplier: 1

Quant Time: Apr 21 13:50:14 2017
Quant Method : H:\V2017\CHEM18\METHODS\VT-M0421.M
Quant Title : VOA Standards for 5 point calibration
QLast Update : Fri Apr 21 13:50:02 2017
Response via : Initial Calibration

Compound	R.T.	QIon	Response	Conc	Units	Dev(Min)
Internal Standards						
1) Pentafluorobenzene	3.485	168	235410	50.000	ug/l	0.00
29) 1,4-Difluorobenzene	3.825	114	313304	50.000	ug/l	0.00
45) Chlorobenzene-d5	5.932	117	353815	50.000	ug/l	0.00
58) 1,4-Dichlorobenzene-d4	7.993	152	158116	50.000	ug/l	0.00
83) 1,4-Dioxane d8	4.306	96	7946	500.000	ug/l	0.00
System Monitoring Compounds						
27) % Dibromofluoromethane	3.223	192	21818	52.723	ug/l	0.00
Spiked Amount 50.000	Range 70 - 130		Recovery = 105.44%			
40) % Toluene-d8	4.750	98	442924	54.164	ug/l	0.00
Spiked Amount 50.000	Range 70 - 130		Recovery = 108.32%			
57) % Bromofluorobenzene	6.968	95	163028	49.700	ug/l	0.00
Spiked Amount 50.000	Range 70 - 130		Recovery = 99.40%			
59) % 1,2-dichlorobenzene-d4	8.391	152	149277	50.193	ug/l	0.00
Spiked Amount 50.000	Range 70 - 130		Recovery = 100.38%			
Target Compounds						Qvalue
2) Dichlorodifluoromethane	1.173	85	237026	108.721	ug/l	99
3) Chloromethane	1.293	50	336098	97.867	ug/l	98
4) Vinyl Chloride	1.335	62	270596	97.473	ug/l	100
5) Bromomethane	1.518	94	121983	100.235	ug/l	99
6) Chloroethane	1.586	64	131051	93.826	ug/l	99
7) Trichlorofluoromethane	1.659	101	313440	102.716	ug/l	98
8) 1,1-Dichloroethene	1.936	96	184042	98.613	ug/l	92
9) Trichlorotrifluoroethane	1.952	151	164694	105.441	ug/l	96
10) Carbon Disulfide	1.963	76	502401	97.342	ug/l	100
12) Methylene Chloride	2.245	84	163358	97.784	ug/l	97
13) Acetone	2.276	43	48809	92.666	ug/l	88
14) Trans-1,2-Dichloroethene	2.329	96	186929	96.147	ug/l	94
16) Methyl t-Butyl Ether (...	2.381	73	378178	93.902	ug/l	98
17) 1,1-Dichloroethane	2.663	63	407620	99.951	ug/l	99
18) Acrylonitrile	2.705	53	54883	98.797	ug/l	96
19) Cis-1,2-Dichloroethene	2.962	96	211782	99.047	ug/l	93
20) 2,2-Dichloropropane	3.024	77	260691	93.991	ug/l	95
21) Bromochloromethane	3.082	128	79319	94.756	ug/l	92
23) Chloroform	3.113	83	289818	95.879	ug/l	100
24) Carbon Tetrachloride	3.197	117	200386	97.554	ug/l	98
25) Tetrahydrofuran (THF)	3.218	42	100019	239.235	ug/l	92
26) 1,1,1-Trichloroethane	3.239	97	278446	96.021	ug/l	97
28) Methyl Ethyl Ketone	3.296	43	57691	90.878	ug/l	99
30) 1,1-Dichloropropene	3.307	75	252498	106.642	ug/l	98
31) Benzene	3.458	78	672902	102.572	ug/l	99
32) 1,2-Dichloroethane	3.584	62	232045	102.744	ug/l	93
34) Trichloroethene	3.809	130	204690	102.308	ug/l	97
35) Dibromomethane	4.086	93	92628	102.431	ug/l	97
36) 1,2-dichloropropane	4.154	63	195387	101.657	ug/l	99
37) Bromodichloromethane	4.185	83	208139	101.621	ug/l	98
38) cis-1,3-Dichloropropene	4.620	75	288521	106.238	ug/l	100
39) Toluene	4.787	92	446082	105.241	ug/l	99
41) 4-Methyl-2-Pentanone	5.064	43	151097	99.811	ug/l	95
42) Tetrachloroethene	5.069	164	193021	107.863	ug/l	99
43) trans-1,3-Dichloropropene	5.090	75	208702	99.541	ug/l	99
44) 1,1,2-Trichloroethane	5.211	97	129475	98.851	ug/l	99
46) Dibromochloromethane	5.347	129	163750	98.212	ug/l	98

Quantitation Report (QT Reviewed)

Data Path : H:\V2017\CHEM18\04APR\042117\
Data File : 0421M13.D
Acq On : 21 Apr 2017 1:16 pm
Operator :
Client ID : ICAL 100
Lab ID : VOA-100 PPB STD.
ALS Vial : 1 Sample Multiplier: 1

Quant Time: Apr 21 13:50:14 2017
Quant Method : H:\V2017\CHEM18\METHODS\VT-M0421.M
Quant Title : VOA Standards for 5 point calibration
QLast Update : Fri Apr 21 13:50:02 2017
Response via : Initial Calibration

Compound	R.T.	QIon	Response	Conc	Units	Dev(Min)
47) 1,3-Dichloropropane	5.425	76	214563	92.092	ug/l	98
48) 1,2-Dibromoethane	5.535	107	130858	93.622	ug/l	99
49) 2-Hexanone	5.707	43	122768	94.688	ug/l	91
50) Chlorobenzene	5.948	112	507012	97.027	ug/l	98
51) Ethylbenzene	5.969	106	254913	93.896	ug/l	96
52) 1,1,1,2-Tetrachloroethane	6.000	131	152019	95.744	ug/l	97
53) m&p-Xylene	6.089	106	614465	188.734	ug/l	93
54) o-Xylene	6.450	106	346915	95.121	ug/l	91
55) Styrene	6.497	104	495535	92.755	ug/l	93
56) Bromoform	6.518	173	80277	96.756	ug/l	99
60) Isopropylbenzene	6.722	120	264597	103.079	ug/l	95
61) Bromobenzene	7.057	156	228316	99.511	ug/l	98
62) n-Propylbenzene	7.088	120	245692	101.854	ug/l	99
63) 1,1,2,2-Tetrachloroethane	7.156	83	125453	98.872	ug/l	99
64) 2-Chlorotoluene	7.224	126	204296	99.572	ug/l	93
65) 1,3,5-Trimethylbenzene	7.271	105	668353	100.281	ug/l	96
66) 1,2,3-Trichloropropane	7.277	75	95206	93.382	ug/l	86
67) trans-1,4-Dichloro-2-b...	7.318	75	171885	498.370	ug/l	89
68) 4-Chlorotoluene	7.381	126	198193	98.932	ug/l	94
69) tert-Butylbenzene	7.559	119	687704	100.319	ug/l	96
70) 1,2,4-Trimethylbenzene	7.627	105	678141	99.789	ug/l	98
71) sec-Butylbenzene	7.721	105	883646	102.940	ug/l	100
72) p-Isopropyltoluene	7.862	119	842229	103.840	ug/l	98
73) 1,3-Dichlorobenzene	7.920	146	387819	101.136	ug/l	99
74) 1,4-Dichlorobenzene	8.004	146	371102	103.151	ug/l	99
75) 2-Isopropyltoluene	8.098	119	771208	102.130	ug/l	98
76) n-Butylbenzene	8.265	91	723663	108.565	ug/l	99
77) 1,2-Dichlorobenzene	8.401	146	350750	100.063	ug/l	100
78) 1,2-Dibromo-3-Chloropr...	9.191	155	31193	105.527	ug/l	92
79) Hexachlorobutadiene	9.803	225	157113	100.847	ug/l	98
80) 1,2,4-Trichlorobenzene	9.824	180	218431	96.391	ug/l	99
81) Naphthalene	10.101	128	531761	100.409	ug/l	98
82) 1,2,3-Trichlorobenzene	10.258	180	232228	101.910	ug/l	100

(#)out of range (m)manual integration reviewed by analyst (+)signals summed

Quantitation Report (QT Reviewed)

Data Path : H:\V2017\CHEM18\04APR\042117\
Data File : 0421M13.D
Acq On : 21 Apr 2017 1:16 pm
Operator :
Client ID : ICAL 100
Lab ID : VOA-100 PPB STD.
ALS Vial : 1 Sample Multiplier: 1

Quant Time: Apr 21 13:50:14 2017
Quant Method : H:\V2017\CHEM18\METHODS\VT-M0421.M
Quant Title : VOA Standards for 5 point calibration
QLast Update : Fri Apr 21 13:50:02 2017
Response via : Initial Calibration

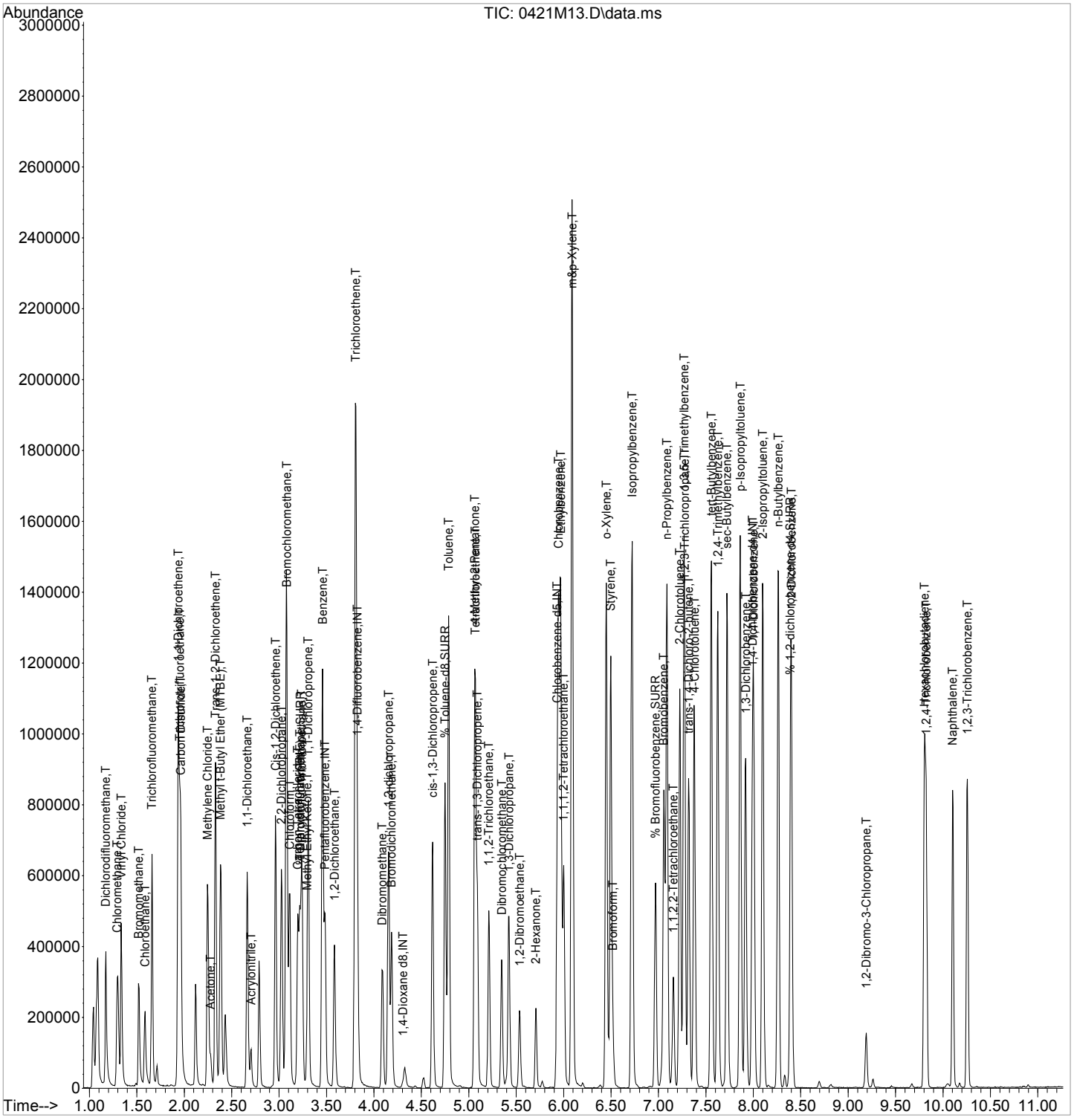

Quantitation Report (QT Reviewed)

Data Path : H:\V2017\CHEM18\04APR\042117\
Data File : 0421M14.D
Acq On : 21 Apr 2017 1:38 pm
Operator :
Client ID : ICAL 200
Lab ID : VOA-200 PPB STD.
ALS Vial : 1 Sample Multiplier: 1

Quant Time: Apr 21 13:50:49 2017
Quant Method : H:\V2017\CHEM18\METHODS\VT-M0421.M
Quant Title : VOA Standards for 5 point calibration
QLast Update : Fri Apr 21 13:50:39 2017
Response via : Initial Calibration

Compound	R.T.	QIon	Response	Conc	Units		Dev(Min)
Internal Standards							
1) Pentafluorobenzene	3.484	168	191000	50.000	ug/l		0.00
29) 1,4-Difluorobenzene	3.824	114	255565	50.000	ug/l		0.00
45) Chlorobenzene-d5	5.937	117	302277	50.000	ug/l		0.00
58) 1,4-Dichlorobenzene-d4	7.993	152	139129	50.000	ug/l	#	0.00
83) 1,4-Dioxane d8	4.311	96	7708	500.000	ug/l		0.00
System Monitoring Compounds							
27) % Dibromofluoromethane	3.223	192	17163	49.763	ug/l		0.00
Spiked Amount 50.000	Range 70 - 130		Recovery = 99.52%				
40) % Toluene-d8	4.750	98	379445	54.611	ug/l		0.00
Spiked Amount 50.000	Range 70 - 130		Recovery = 109.22%				
57) % Bromofluorobenzene	6.968	95	146155	52.310	ug/l		0.00
Spiked Amount 50.000	Range 70 - 130		Recovery = 104.62%				
59) % 1,2-dichlorobenzene-d4	8.396	152	130569	49.798	ug/l		0.00
Spiked Amount 50.000	Range 70 - 130		Recovery = 99.60%				
Target Compounds							Qvalue
2) Dichlorodifluoromethane	1.173	85	456515	247.303	ug/l		99
3) Chloromethane	1.298	50	610670	221.527	ug/l		99
4) Vinyl Chloride	1.335	62	488418	219.618	ug/l		100
5) Bromomethane	1.518	94	222140	224.713	ug/l		99
6) Chloroethane	1.581	64	217832	198.342	ug/l		99
7) Trichlorofluoromethane	1.654	101	546955	217.956	ug/l		100
8) 1,1-Dichloroethene	1.936	96	324376	215.715	ug/l		90
9) Trichlorotrifluoroethane	1.947	151	289090	222.075	ug/l		96
10) Carbon Disulfide	1.962	76	886980	214.667	ug/l		100
12) Methylene Chloride	2.245	84	289234	215.779	ug/l		97
13) Acetone	2.282	43	79788	193.809	ug/l		91
14) Trans-1,2-Dichloroethene	2.329	96	329908	213.251	ug/l		95
16) Methyl t-Butyl Ether (...	2.386	73	644970	203.591	ug/l		96
17) 1,1-Dichloroethane	2.663	63	711783	215.168	ug/l		100
18) Acrylonitrile	2.705	53	98663	220.228	ug/l		97
19) Cis-1,2-Dichloroethene	2.961	96	369593	214.063	ug/l		93
20) 2,2-Dichloropropane	3.024	77	485440	222.401	ug/l		95
21) Bromochloromethane	3.077	128	131267	198.480	ug/l		97
23) Chloroform	3.108	83	498400	207.496	ug/l		100
24) Carbon Tetrachloride	3.197	117	380278	231.001	ug/l		98
25) Tetrahydrofuran (THF)	3.218	42	176836	532.791	ug/l		91
26) 1,1,1-Trichloroethane	3.239	97	518816	224.988	ug/l		100
28) Methyl Ethyl Ketone	3.296	43	104601	212.790	ug/l		97
30) 1,1-Dichloropropene	3.307	75	445136	223.069	ug/l		98
31) Benzene	3.458	78	1195486	220.565	ug/l		100
32) 1,2-Dichloroethane	3.584	62	411714	220.458	ug/l		93
34) Trichloroethene	3.809	130	354329	214.635	ug/l		96
35) Dibromomethane	4.086	93	152933	204.837	ug/l		95
36) 1,2-dichloropropane	4.154	63	334755	211.763	ug/l		98
37) Bromodichloromethane	4.185	83	361694	214.748	ug/l		100
38) cis-1,3-Dichloropropene	4.619	75	485796	212.659	ug/l		100
39) Toluene	4.787	92	800567	225.630	ug/l		99
41) 4-Methyl-2-Pentanone	5.064	43	263126	213.286	ug/l		97
42) Tetrachloroethene	5.069	164	344632	227.164	ug/l		98
43) trans-1,3-Dichloropropene	5.090	75	350793	205.584	ug/l		99
44) 1,1,2-Trichloroethane	5.210	97	229664	216.199	ug/l		99
46) Dibromochloromethane	5.346	129	295274	209.161	ug/l		97

Quantitation Report (QT Reviewed)

Data Path : H:\V2017\CHEM18\04APR\042117\
Data File : 0421M14.D
Acq On : 21 Apr 2017 1:38 pm
Operator :
Client ID : ICAL 200
Lab ID : VOA-200 PPB STD.
ALS Vial : 1 Sample Multiplier: 1

Quant Time: Apr 21 13:50:49 2017
Quant Method : H:\V2017\CHEM18\METHODS\VT-M0421.M
Quant Title : VOA Standards for 5 point calibration
QLast Update : Fri Apr 21 13:50:39 2017
Response via : Initial Calibration

Compound	R.T.	QIon	Response	Conc	Units	Dev(Min)
47) 1,3-Dichloropropane	5.425	76	361505	189.092	ug/l	99
48) 1,2-Dibromoethane	5.535	107	209509	181.229	ug/l	99
49) 2-Hexanone	5.707	43	230191	213.481	ug/l	92
50) Chlorobenzene	5.948	112	892705	202.982	ug/l	97
51) Ethylbenzene	5.969	106	451410	200.751	ug/l	97
52) 1,1,1,2-Tetrachloroethane	6.000	131	272766	205.455	ug/l	95
53) m&p-Xylene	6.089	106	1080987	399.900	ug/l	96
54) o-Xylene	6.450	106	608395	200.141	ug/l	93
55) Styrene	6.497	104	848024	192.783	ug/l	93
56) Bromoform	6.518	173	146632	210.275	ug/l	98
60) Isopropylbenzene	6.722	120	462849	201.812	ug/l	94
61) Bromobenzene	7.057	156	400751	198.990	ug/l	99
62) n-Propylbenzene	7.088	120	428303	199.935	ug/l	99
63) 1,1,2,2-Tetrachloroethane	7.156	83	220865	198.946	ug/l	98
64) 2-Chlorotoluene	7.224	126	363293	201.662	ug/l	95
65) 1,3,5-Trimethylbenzene	7.271	105	1152584	196.261	ug/l	97
66) 1,2,3-Trichloropropane	7.276	75	163439	188.419	ug/l	86
67) trans-1,4-Dichloro-2-b...	7.318	75	318651	1051.710	ug/l	90
68) 4-Chlorotoluene	7.381	126	350477	199.890	ug/l	97
69) tert-Butylbenzene	7.559	119	1208398	200.013	ug/l	97
70) 1,2,4-Trimethylbenzene	7.627	105	1179899	197.526	ug/l	97
71) sec-Butylbenzene	7.726	105	1561773	203.772	ug/l	99
72) p-Isopropyltoluene	7.862	119	1482528	203.815	ug/l	98
73) 1,3-Dichlorobenzene	7.920	146	671885	198.003	ug/l	98
74) 1,4-Dichlorobenzene	8.003	146	658635	204.830	ug/l	99
75) 2-Isopropyltoluene	8.098	119	1365968	203.414	ug/l	98
76) n-Butylbenzene	8.265	91	1279054	209.117	ug/l	99
77) 1,2-Dichlorobenzene	8.401	146	615439	199.472	ug/l	99
78) 1,2-Dibromo-3-Chloropr...	9.191	155	62763	234.817	ug/l	94
79) Hexachlorobutadiene	9.808	225	260069	188.914	ug/l	99
80) 1,2,4-Trichlorobenzene	9.824	180	359103	183.403	ug/l	99
81) Naphthalene	10.106	128	965558	206.779	ug/l	98
82) 1,2,3-Trichlorobenzene	10.258	180	399622	197.415	ug/l	100

(#)out of range (m)manual integration reviewed by analyst (+)signals summed

Quantitation Report (QT Reviewed)

Data Path : H:\V2017\CHEM18\04APR\042117\
Data File : 0421M14.D
Acq On : 21 Apr 2017 1:38 pm
Operator :
Client ID : ICAL 200
Lab ID : VOA-200 PPB STD.
ALS Vial : 1 Sample Multiplier: 1

Quant Time: Apr 21 13:50:49 2017
Quant Method : H:\V2017\CHEM18\METHODS\VT-M0421.M
Quant Title : VOA Standards for 5 point calibration
QLast Update : Fri Apr 21 13:50:39 2017
Response via : Initial Calibration

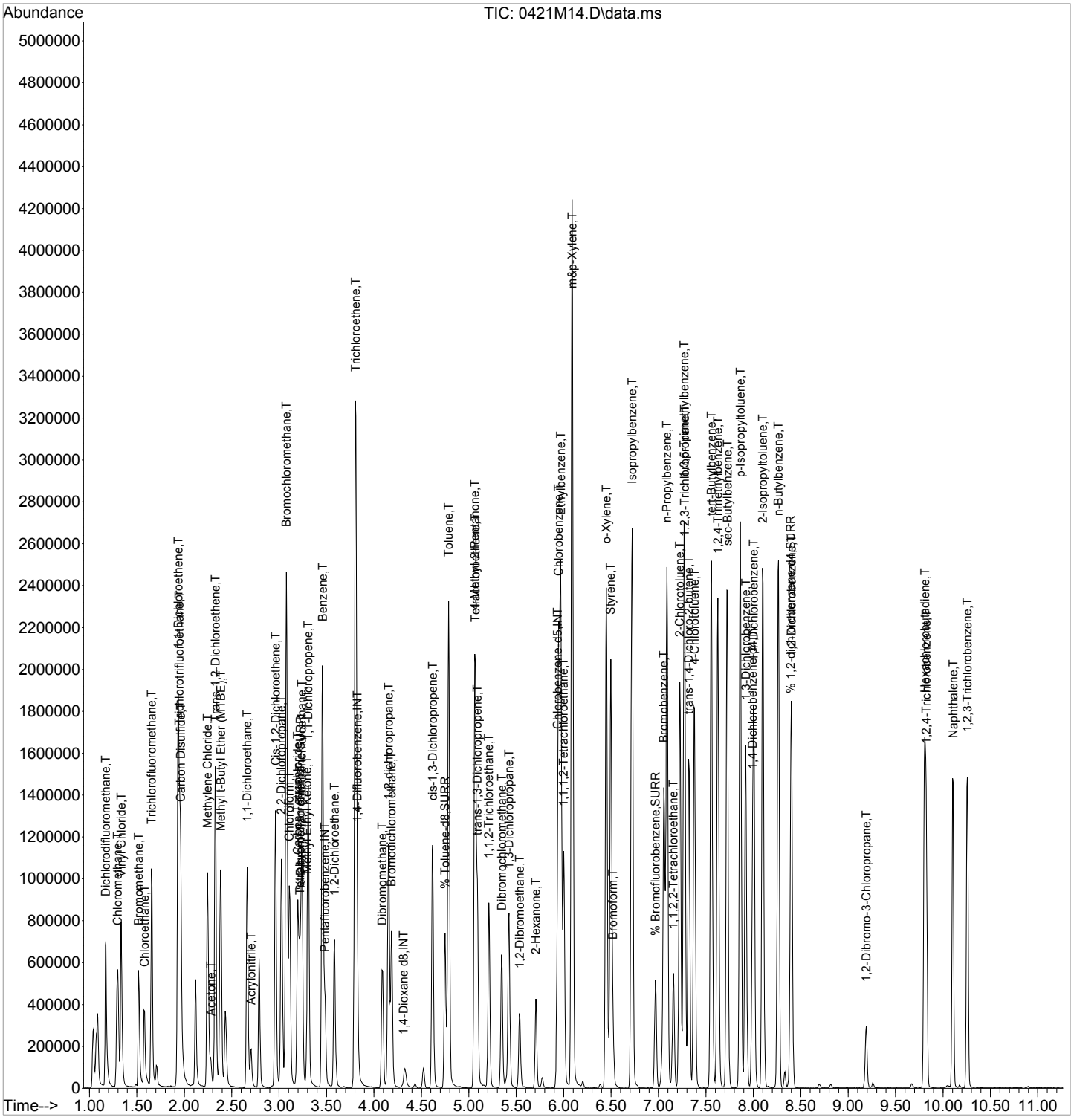

7A
VOLATILE CONTINUING CALIBRATION CHECK

Lab Name: Phoenix Environmental Labs Client:

Lab Code: Phoenix Case No.: SAS No.: SDG No.: GBY06958

Instrument: CHEM18 Calibration Date: 04/24/17 Time: 19:59

Lab File Id: 0424M11.D Init. Calib. Date(s): 04/21/17 04/21/17

Heated Purge (Y/N): Y Init. Calib. Times: 11:02 13:38

GC Column: rtx-vms Method File: VT-M0421.M

COMPOUND		RRF	RRF50	RRF MIN	%D	% D LIMITS
Pentafluorobenzene	(IS Area/Area%)	246253	269065	n.a.	109.3	50-200
1,4-Difluorobenzene	(IS Area/Area%)	341424	359985	n.a.	105.4	50-200
Chlorobenzene-d5	(IS Area/Area%)	351399	370346	n.a.	105.4	50-200
1,4-Dichlorobenzene-d4	(IS Area/Area%)	162859	169573	n.a.	104.1	50-200
1,4-Dioxane d8	(IS Area/Area%)	8657	9448	n.a.	109.1	n.a.
Dichlorodifluoromethane		0.462	0.432	0.100	6.5	20 (60)
Chloromethane		0.678	0.725	0.100	-6.9	20 (60)
Vinyl Chloride		0.553	0.608	0.100	-9.9	20 (40)
Bromomethane		0.253	0.267	0.100	-5.5	20 (60)
Chloroethane		0.280	0.309	0.100	-10.4	20 (40)
Trichlorofluoromethane		0.641	0.719	0.100	-12.2	20 (40)
1,1-Dichloroethene		0.385	0.345	0.100	10.4	20 (40)
Trichlorotrifluoroethane		0.352	0.332	0.050	5.7	20 (40)
Carbon Disulfide		1.067	0.990	0.100	7.2	20 (40)
Methylene Chloride		0.407	0.308	0.100	24.3 +	20 (40)
Acetone		0.123	0.113	0.100	8.1	20 (60)
Trans-1,2-Dichloroethene		0.411	0.361	0.100	12.2	20 (40)
Methyl t-Butyl Ether (MTBE)		0.836	0.828	0.100	1.0	20 (40)
1,1-Dichloroethane		0.836	0.755	0.200	9.7	20 (40)
Acrylonitrile		0.122	0.111	0.050	9.0	20 (40)
Cis-1,2-Dichloroethene		0.445	0.406	0.100	8.8	20 (40)
2,2-Dichloropropane		0.599	0.521	0.050	13.0	20 (40)
Bromochloromethane		0.184	0.157	0.050	14.7	20 (40)
Chloroform		0.660	0.588	0.200	10.9	20 (40)
Carbon Tetrachloride		0.425	0.363	0.100	14.6	20 (40)
Tetrahydrofuran (THF)		0.089	0.083	0.050	6.7	20 (40)
1,1,1-Trichloroethane		0.621	0.546	0.100	12.1	20 (40)
Methyl Ethyl Ketone		0.151	0.126	0.100	16.6	20 (60)
1,1-Dichloropropene		0.397	0.357	0.050	10.1	20 (40)
Benzene		1.051	0.952	0.500	9.4	20 (40)
1,2-Dichloroethane		0.355	0.334	0.100	5.9	20 (40)
Trichloroethene		0.324	0.296	0.200	8.6	20 (40)
Dibromomethane		0.136	0.126	0.050	7.4	20 (40)
1,2-dichloropropane		0.294	0.272	0.100	7.5	20 (40)
Bromodichloromethane		0.317	0.299	0.200	5.7	20 (40)
cis-1,3-Dichloropropene		0.417	0.408	0.200	2.2	20 (40)

(*) Recommended RRF not met (+) %D exceeds criteria % (#) %D exceeds (maximum) criteria
%D: 10% of target compounds are allowed to be above criteria %, but must be less than the (maximum) %D

FORM VII VOA

7B
VOLATILE CONTINUING CALIBRATION CHECK

Lab Name: Phoenix Environmental Labs Client:

Lab Code: Phoenix Case No.: SAS No.: SDG No.: GBY06958

Instrument: CHEM18 Calibration Date: 04/24/17 Time: 19:59

Lab File Id: 0424M11.D Init. Calib. Date(s): 04/21/17 04/21/17

Heated Purge (Y/N): Y Init. Calib. Times: 11:02 13:38

GC Column: rtx-vms Method File: VT-M0421.M

COMPOUND	RRF	RRF50	RRF MIN	%D	% D LIMITS
Toluene	0.663	0.625	0.400	5.7	20 (40)
4-Methyl-2-Pentanone	0.234	0.238	0.100	-1.7	20 (60)
Tetrachloroethene	0.292	0.270	0.200	7.5	20 (40)
trans-1,3-Dichloropropene	0.316	0.308	0.100	2.5	20 (40)
1,1,2-Trichloroethane	0.201	0.191	0.100	5.0	20 (40)
Dibromochloromethane	0.226	0.217	0.100	4.0	20 (40)
1,3-Dichloropropane	0.334	0.303	0.050	9.3	20 (40)
1,2-Dibromoethane	0.193	0.188	0.100	2.6	20 (40)
2-Hexanone	0.199	0.183	0.100	8.0	20 (60)
Chlorobenzene	0.756	0.681	0.500	9.9	20 (40)
Ethylbenzene	0.395	0.359	0.100	9.1	20 (40)
1,1,1,2-Tetrachloroethane	0.231	0.212	0.050	8.2	20 (40)
m&p-Xylene	0.490	0.429	0.100	12.4	20 (40)
o-Xylene	0.519	0.472	0.300	9.1	20 (40)
Styrene	0.800	0.691	0.300	13.6	20 (40)
Bromoform	0.117	0.113	0.100	3.4	20 (40)
Isopropylbenzene	0.843	0.776	0.100	7.9	20 (40)
Bromobenzene	0.710	0.670	0.050	5.6	20 (40)
n-Propylbenzene	0.802	0.716	0.050	10.7	20 (40)
1,1,2,2-Tetrachloroethane	0.403	0.375	0.300	6.9	20 (40)
2-Chlorotoluene	0.676	0.615	0.050	9.0	20 (40)
1,3,5-Trimethylbenzene	2.207	2.023	0.050	8.3	20 (40)
1,2,3-Trichloropropane	0.340	0.299	0.050	12.1	20 (40)
trans-1,4-Dichloro-2-butene	0.105	0.106	0.050	-1.0	20 (40)
4-Chlorotoluene	0.669	0.588	0.050	12.1	20 (40)
tert-Butylbenzene	2.203	2.072	0.050	5.9	20 (40)
1,2,4-Trimethylbenzene	2.201	2.016	0.050	8.4	20 (40)
sec-Butylbenzene	2.912	2.633	0.050	9.6	20 (40)
p-Isopropyltoluene	2.721	2.499	0.050	8.2	20 (40)
1,3-Dichlorobenzene	1.310	1.137	0.600	13.2	20 (40)
1,4-Dichlorobenzene	1.196	1.047	0.500	12.5	20 (40)
2-Isopropyltoluene	2.409	2.355	0.050	2.2	20 (40)
n-Butylbenzene	2.264	2.071	0.050	8.5	20 (40)
1,2-Dichlorobenzene	1.101	1.004	0.400	8.8	20 (40)
1,2-Dibromo-3-Chloropropane	0.091	0.090	0.050	1.1	20 (40)
Hexachlorobutadiene	0.523	0.464	0.050	11.3	20 (40)

(*) Recommended RRF not met (+) %D exceeds criteria % (#) %D exceeds (maximum) criteria
%D: 10% of target compounds are allowed to be above criteria %, but must be less than the (maximum) %D

FORM VII VOA

7B
VOLATILE CONTINUING CALIBRATION CHECK

Lab Name: Phoenix Environmental Labs Client:

Lab Code: Phoenix Case No.: SAS No.: SDG No.: GBY06958

Instrument: CHEM18 Calibration Date: 04/24/17 Time: 19:59

Lab File Id: 0424M11.D Init. Calib. Date(s): 04/21/17 04/21/17

Heated Purge (Y/N): Y Init. Calib. Times: 11:02 13:38

GC Column: rtx-vms Method File: VT-M0421.M

COMPOUND	RRF	RRF50	RRF MIN	%D	% D LIMITS
1,2,4-Trichlorobenzene	0.806	0.642	0.200	20.3 +	20 (40)
Naphthalene	1.706	1.506	0.050	11.7	20 (40)
1,2,3-Trichlorobenzene	0.768	0.660	0.050	14.1	20 (40)
% Dibromofluoromethane	0.092	0.088	0.050	4.3	20 (40)
% Toluene-d8	1.276	1.301	0.050	-2.0	20 (40)
% Bromofluorobenzene	0.461	0.459	0.050	0.4	20 (40)
% 1,2-dichlorobenzene-d4	0.919	0.930	0.050	-1.2	20 (40)

(*) Recommended RRF not met (+) %D exceeds criteria % (#) %D exceeds (maximum) criteria
%D: 10% of target compounds are allowed to be above criteria %, but must be less than the (maximum) %D

FORM VII VOA

Evaluate Continuing Calibration Report

Data Path : H:\V2017\CHEM18\04APR\042417\
Data File : 0424M11.D
Acq On : 24 Apr 2017 7:59 pm
Operator :
Client ID : BFB TUNE - CCAL 50
Lab ID : VOA-50 PPB STD. VOA40X I 04/24 AS - VOA-50 PPB STD. VOA40X I 04/24 AS
ALS Vial : 1 Sample Multiplier: 1

Quant Time: Apr 24 20:13:04 2017
Quant Method : H:\V2017\CHEM18\METHODS\VT-M0421.M
Quant Title : VOA Standards for 5 point calibration
QLast Update : Fri Apr 21 13:57:31 2017
Response via : Initial Calibration

Note: Curves (l,lf,q,qf) display calculated concentration.
Min. RRF : 0.000 Min. Rel. Area : 50% Max. R.T. Dev 0.20min
Max. RRF Dev : 30% Max. Rel. Area : 200%

		Compound	AvgRF	CCRF	%Dev	Area%	
1	INT	Pentafluorobenzene	1.000	1.000	0.0	109	
2	T	Dichlorodifluoromethane	0.462	0.432	6.5		
3	T	Chloromethane	0.678	0.725	-6.9		
4	T	Vinyl Chloride	0.553	0.608	-9.9		
5	T	Bromomethane	0.253	0.267	-5.5		
6	T	Chloroethane	0.280	0.309	-10.4		
7	T	Trichlorofluoromethane	0.641	0.719	-12.2		
8	T	1,1-Dichloroethene	0.385	0.345	10.4		
9	T	Trichlorotrifluoroethane	0.352	0.332	5.7		
10	T	Carbon Disulfide	1.067	0.990	7.2		
12	T	Methylene Chloride	0.407	0.308	24.3		
13	T	Acetone	0.123	0.113	8.1		
14	T	Trans-1,2-Dichloroethene	0.411	0.361	12.2		
16	T	Methyl t-Butyl Ether (MTBE)	0.836	0.828	1.0		
17	T	1,1-Dichloroethane	0.836	0.755	9.7		
18	T	Acrylonitrile	0.122	0.111	9.0		
19	T	Cis-1,2-Dichloroethene	0.445	0.406	8.8		
20	T	2,2-Dichloropropane	0.599	0.521	13.0		
21	T	Bromochloromethane	0.184	0.157	14.7		
23	T	Chloroform	0.660	0.588	10.9		
24	T	Carbon Tetrachloride	0.425	0.363	14.6		
25	T	Tetrahydrofuran (THF)	0.089	0.083	6.7		
26	T	1,1,1-Trichloroethane	0.621	0.546	12.1		
27	SURR	% Dibromofluoromethane	0.092	0.088	4.3		
28	T	Methyl Ethyl Ketone	0.151	0.126	16.6		
29	INT	1,4-Difluorobenzene	1.000	1.000	0.0	105	
30	T	1,1-Dichloropropene	0.397	0.357	10.1		
31	T	Benzene	1.051	0.952	9.4		
32	T	1,2-Dichloroethane	0.355	0.334	5.9		
34	T	Trichloroethene	0.324	0.296	8.6		
35	T	Dibromomethane	0.136	0.126	7.4		
36	T	1,2-dichloropropane	0.294	0.272	7.5		
37	T	Bromodichloromethane	0.317	0.299	5.7		
38	T	cis-1,3-Dichloropropene	0.417	0.408	2.2		
39	T	Toluene	0.663	0.625	5.7		
40	SURR	% Toluene-d8	1.276	1.301	-2.0		
41	T	4-Methyl-2-Pentanone	0.234	0.238	-1.7		
42	T	Tetrachloroethene	0.292	0.270	7.5		
43	T	trans-1,3-Dichloropropene	0.316	0.308	2.5		
44	T	1,1,2-Trichloroethane	0.201	0.191	5.0		
45	INT	Chlorobenzene-d5	1.000	1.000	0.0	105	
46	T	Dibromochloromethane	0.226	0.217	4.0		
47	T	1,3-Dichloropropane	0.334	0.303	9.3		
48	T	1,2-Dibromoethane	0.193	0.188	2.6		
49	T	2-Hexanone	0.199	0.183	8.0		
50	T	Chlorobenzene	0.756	0.681	9.9		
51	T	Ethylbenzene	0.395	0.359	9.1		
52	T	1,1,1,2-Tetrachloroethane	0.231	0.212	8.2		
53	T	m&p-Xylene	0.490	0.429	12.4		

Evaluate Continuing Calibration Report

Data Path : H:\V2017\CHEM18\04APR\042417\
Data File : 0424M11.D
Acq On : 24 Apr 2017 7:59 pm
Operator :
Client ID : BFB TUNE - CCAL 50
Lab ID : VOA-50 PPB STD. VOA40X I 04/24 AS - VOA-50 PPB STD. VOA40X I 04/24 AS
ALS Vial : 1 Sample Multiplier: 1

Quant Time: Apr 24 20:13:04 2017
Quant Method : H:\V2017\CHEM18\METHODS\VT-M0421.M
Quant Title : VOA Standards for 5 point calibration
QLast Update : Fri Apr 21 13:57:31 2017
Response via : Initial Calibration

Note: Curves (l,lf,q,qf) display calculated concentration.
Min. RRF : 0.000 Min. Rel. Area : 50% Max. R.T. Dev 0.20min
Max. RRF Dev : 30% Max. Rel. Area : 200%

		Compound	AvgRF	CCRF	%Dev	Area%	
54	T	o-Xylene	0.519	0.472	9.1		
55	T	Styrene	0.800	0.691	13.6		
56	T	Bromoform	0.117	0.113	3.4		
57	SURR	% Bromofluorobenzene	0.461	0.459	0.4		
58	INT	1,4-Dichlorobenzene-d4	1.000	1.000	0.0	104	
59	SURR	% 1,2-dichlorobenzene-d4	0.919	0.930	-1.2		
60	T	Isopropylbenzene	0.843	0.776	7.9		
61	T	Bromobenzene	0.710	0.670	5.6		
62	T	n-Propylbenzene	0.802	0.716	10.7		
63	T	1,1,2,2-Tetrachloroethane	0.403	0.375	6.9		
64	T	2-Chlorotoluene	0.676	0.615	9.0		
65	T	1,3,5-Trimethylbenzene	2.207	2.023	8.3		
66	T	1,2,3-Trichloropropane	0.340	0.299	12.1		
67	T	trans-1,4-Dichloro-2-butene	0.105	0.106	-1.0		
68	T	4-Chlorotoluene	0.669	0.588	12.1		
69	T	tert-Butylbenzene	2.203	2.072	5.9		
70	T	1,2,4-Trimethylbenzene	2.201	2.016	8.4		
71	T	sec-Butylbenzene	2.912	2.633	9.6		
72	T	p-Isopropyltoluene	2.721	2.499	8.2		
73	T	1,3-Dichlorobenzene	1.310	1.137	13.2		
74	T	1,4-Dichlorobenzene	1.196	1.047	12.5		
75	T	2-Isopropyltoluene	2.409	2.355	2.2		
76	T	n-Butylbenzene	2.264	2.071	8.5		
77	T	1,2-Dichlorobenzene	1.101	1.004	8.8		
78	T	1,2-Dibromo-3-Chloropropane	0.091	0.090	1.1		
79	T	Hexachlorobutadiene	0.523	0.464	11.3		
80	T	1,2,4-Trichlorobenzene	0.806	0.642	20.3		
81	T	Naphthalene	1.706	1.506	11.7		
82	T	1,2,3-Trichlorobenzene	0.768	0.660	14.1		
83	INT	1,4-Dioxane d8	1.000	1.000	0.0	109	

(#)=Out of Range l=linear, lf=liner(0,0), q=quadratic, qf=quadratic(0,0)
Laboratory Warning Limits Out = 0

Quantitation Report (QT Reviewed)

Data Path : H:\V2017\CHEM18\04APR\042417\
Data File : 0424M11.D
Acq On : 24 Apr 2017 7:59 pm
Operator :
Client ID : BFB TUNE - CCAL 50
Lab ID : VOA-50 PPB STD. VOA40X I 04/24 AS - VOA-50 PPB STD. VOA40X I 04/24 AS
ALS Vial : 1 Sample Multiplier: 1

Quant Time: Apr 24 20:13:04 2017
Quant Method : H:\V2017\CHEM18\METHODS\VT-M0421.M
Quant Title : VOA Standards for 5 point calibration
QLast Update : Fri Apr 21 13:57:31 2017
Response via : Initial Calibration

Compound	R.T.	QIon	Response	Conc	Units	Dev(Min)
Internal Standards						
1) Pentafluorobenzene	3.484	168	269065	50.000	ug/l	0.00
29) 1,4-Difluorobenzene	3.824	114	359985	50.000	ug/l	0.00
45) Chlorobenzene-d5	5.932	117	370346	50.000	ug/l	0.00
58) 1,4-Dichlorobenzene-d4	7.988	152	169573	50.000	ug/l	0.00
83) 1,4-Dioxane d8	4.306	96	9448	500.000	ug/l	0.00
System Monitoring Compounds						
27) % Dibromofluoromethane	3.218	192	23565	47.842	ug/l	0.00
Spiked Amount 50.000	Range 70 - 130		Recovery = 95.68%			
40) % Toluene-d8	4.750	98	468275	50.976	ug/l	0.00
Spiked Amount 50.000	Range 70 - 130		Recovery = 101.96%			
57) % Bromofluorobenzene	6.968	95	170038	49.799	ug/l	0.00
Spiked Amount 50.000	Range 70 - 130		Recovery = 99.60%			
59) % 1,2-dichlorobenzene-d4	8.390	152	157637	50.587	ug/l	0.00
Spiked Amount 50.000	Range 70 - 130		Recovery = 101.18%			
Target Compounds						Qvalue
2) Dichlorodifluoromethane	1.167	85	116201	46.720	ug/l	99
3) Chloromethane	1.293	50	195098	53.493	ug/l	98
4) Vinyl Chloride	1.335	62	163567	54.956	ug/l	100
5) Bromomethane	1.518	94	71937	52.787	ug/l	97
6) Chloroethane	1.586	64	83061	55.179	ug/l	100
7) Trichlorofluoromethane	1.659	101	193351	56.095	ug/l	98
8) 1,1-Dichloroethene	1.936	96	92807	44.825	ug/l	87
9) Trichlorotrifluoroethane	1.947	151	89222	47.169	ug/l	96
10) Carbon Disulfide	1.962	76	266380	46.392	ug/l	100
12) Methylene Chloride	2.245	84	82908	37.873	ug/l	96
13) Acetone	2.276	43	30432	45.794	ug/l	86
14) Trans-1,2-Dichloroethene	2.328	96	97163	43.956	ug/l	93
16) Methyl t-Butyl Ether (...	2.381	73	222760	49.522	ug/l	99
17) 1,1-Dichloroethane	2.663	63	203120	45.152	ug/l	99
18) Acrylonitrile	2.700	53	29892	45.581	ug/l	97
19) Cis-1,2-Dichloroethene	2.961	96	109205	45.621	ug/l	93
20) 2,2-Dichloropropane	3.024	77	140226	43.501	ug/l	94
21) Bromochloromethane	3.076	128	42361	42.808	ug/l	92
23) Chloroform	3.108	83	158094	44.537	ug/l	100
24) Carbon Tetrachloride	3.197	117	97731	42.755	ug/l	98
25) Tetrahydrofuran (THF)	3.218	42	56114	117.203	ug/l	89
26) 1,1,1-Trichloroethane	3.239	97	146848	43.912	ug/l	97
28) Methyl Ethyl Ketone	3.296	43	33835	41.768	ug/l	97
30) 1,1-Dichloropropene	3.307	75	128365	44.886	ug/l	98
31) Benzene	3.458	78	342799	45.293	ug/l	99
32) 1,2-Dichloroethane	3.579	62	120263	47.064	ug/l	92
34) Trichloroethene	3.809	130	106497	45.619	ug/l	98
35) Dibromomethane	4.086	93	45504	46.353	ug/l	93
36) 1,2-dichloropropane	4.154	63	97895	46.221	ug/l	98
37) Bromodichloromethane	4.185	83	107488	47.087	ug/l	98
38) cis-1,3-Dichloropropene	4.619	75	146832	48.879	ug/l	98
39) Toluene	4.787	92	224991	47.103	ug/l	100
41) 4-Methyl-2-Pentanone	5.064	43	85740	50.880	ug/l	95
42) Tetrachloroethene	5.069	164	97103	46.214	ug/l	98
43) trans-1,3-Dichloropropene	5.090	75	110708	48.736	ug/l	100
44) 1,1,2-Trichloroethane	5.210	97	68669	47.382	ug/l	93
46) Dibromochloromethane	5.346	129	80245	47.964	ug/l	100

Quantitation Report (QT Reviewed)

Data Path : H:\V2017\CHEM18\04APR\042417\
Data File : 0424M11.D
Acq On : 24 Apr 2017 7:59 pm
Operator :
Client ID : BFB TUNE - CCAL 50
Lab ID : VOA-50 PPB STD. VOA40X I 04/24 AS - VOA-50 PPB STD. VOA40X I 04/24 AS
ALS Vial : 1 Sample Multiplier: 1

Quant Time: Apr 24 20:13:04 2017
Quant Method : H:\V2017\CHEM18\METHODS\VT-M0421.M
Quant Title : VOA Standards for 5 point calibration
QLast Update : Fri Apr 21 13:57:31 2017
Response via : Initial Calibration

Compound	R.T.	QIon	Response	Conc	Units	Dev(Min)
47) 1,3-Dichloropropane	5.420	76	112164	45.307	ug/l	100
48) 1,2-Dibromoethane	5.535	107	69480	48.594	ug/l	98
49) 2-Hexanone	5.707	43	67699	45.994	ug/l	93
50) Chlorobenzene	5.948	112	252223	45.035	ug/l	95
51) Ethylbenzene	5.969	106	133042	45.434	ug/l	99
52) 1,1,1,2-Tetrachloroethane	6.000	131	78583	46.001	ug/l	97
53) m&p-Xylene	6.089	106	317852	87.500	ug/l	92
54) o-Xylene	6.450	106	174920	45.529	ug/l	91
55) Styrene	6.497	104	256064	43.216	ug/l	92
56) Bromoform	6.518	173	41835	48.228	ug/l	95
60) Isopropylbenzene	6.722	120	131569	46.015	ug/l	91
61) Bromobenzene	7.057	156	113618	47.205	ug/l	98
62) n-Propylbenzene	7.088	120	121471	44.675	ug/l	95
63) 1,1,2,2-Tetrachloroethane	7.156	83	63537	46.432	ug/l	96
64) 2-Chlorotoluene	7.224	126	104349	45.515	ug/l	94
65) 1,3,5-Trimethylbenzene	7.271	105	342977	45.831	ug/l	95
66) 1,2,3-Trichloropropane	7.276	75	50622	43.898	ug/l	84
67) trans-1,4-Dichloro-2-b...	7.318	75	90088	251.828	ug/l	86
68) 4-Chlorotoluene	7.376	126	99667	43.898	ug/l	97
69) tert-Butylbenzene	7.559	119	351374	47.025	ug/l	96
70) 1,2,4-Trimethylbenzene	7.627	105	341844	45.797	ug/l	97
71) sec-Butylbenzene	7.721	105	446522	45.210	ug/l	100
72) p-Isopropyltoluene	7.862	119	423716	45.907	ug/l	97
73) 1,3-Dichlorobenzene	7.920	146	192879	43.415	ug/l	99
74) 1,4-Dichlorobenzene	8.003	146	177563	43.788	ug/l	98
75) 2-Isopropyltoluene	8.097	119	399278	48.873	ug/l	98
76) n-Butylbenzene	8.260	91	351208	45.735	ug/l	100
77) 1,2-Dichlorobenzene	8.401	146	170261	45.614	ug/l	99
78) 1,2-Dibromo-3-Chloropr...	9.191	155	15191	49.071	ug/l	91
79) Hexachlorobutadiene	9.803	225	78761	44.402	ug/l	98
80) 1,2,4-Trichlorobenzene	9.823	180	108876	39.851	ug/l	100
81) Naphthalene	10.106	128	255425	44.140	ug/l	98
82) 1,2,3-Trichlorobenzene	10.258	180	111864	42.937	ug/l	98

(#)out of range (m)manual integration reviewed by analyst (+)signals summed

Quantitation Report (QT Reviewed)

Data Path : H:\V2017\CHEM18\04APR\042417\
Data File : 0424M11.D
Acq On : 24 Apr 2017 7:59 pm
Operator :
Client ID : BFB TUNE - CCAL 50
Lab ID : VOA-50 PPB STD, VOA40X I 04/24 AS - VOA-50 PPB STD, VOA40X I 04/24 AS
ALS Vial : 1 Sample Multiplier: 1

Quant Time: Apr 24 20:13:04 2017
Quant Method : H:\V2017\CHEM18\METHODS\VT-M0421.M
Quant Title : VOA Standards for 5 point calibration
QLast Update : Fri Apr 21 13:57:31 2017
Response via : Initial Calibration

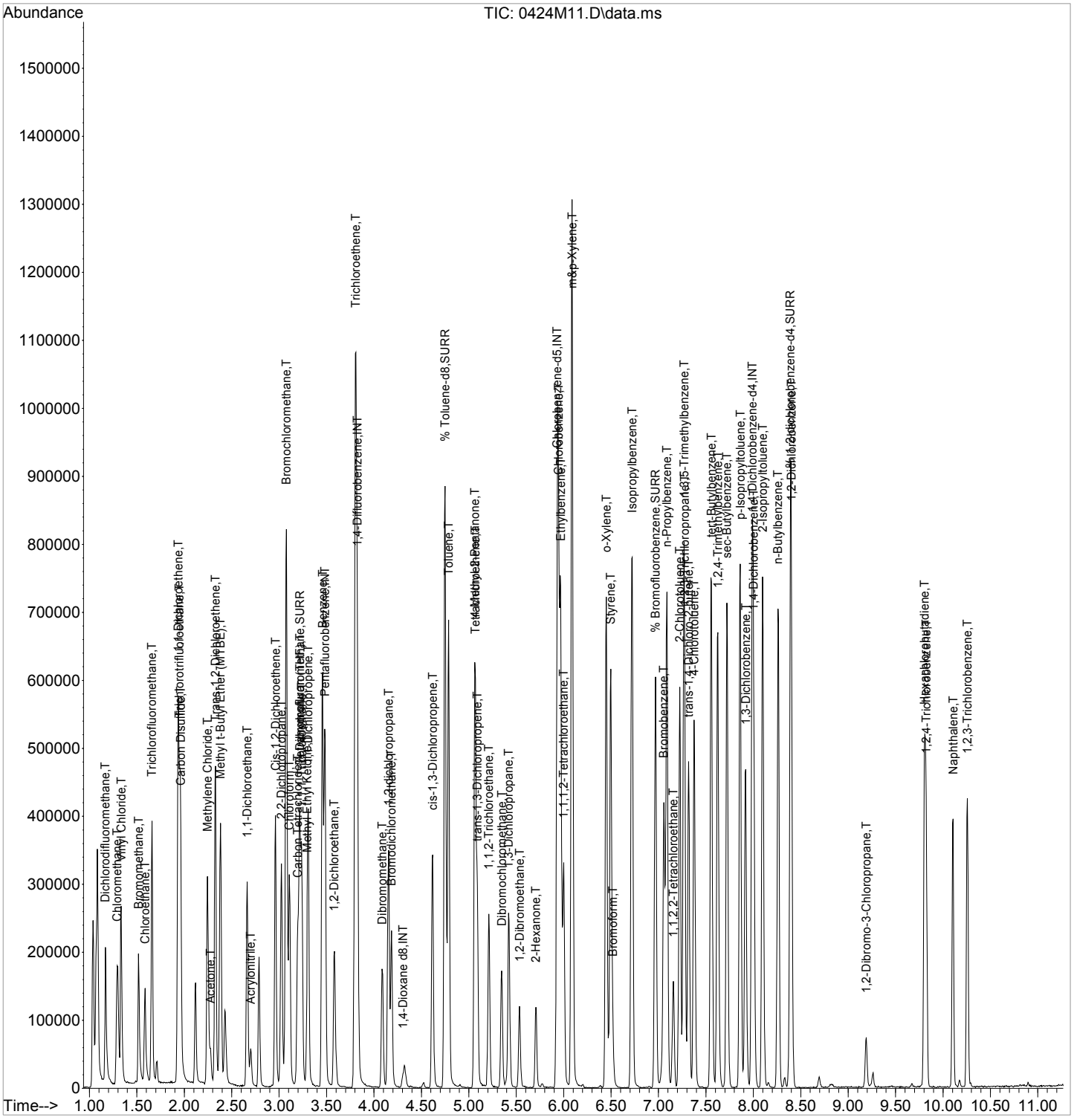

7A
VOLATILE CONTINUING CALIBRATION CHECK

Lab Name: Phoenix Environmental Labs Client:

Lab Code: Phoenix Case No.: SAS No.: SDG No.: GBY06958

Instrument: CHEM18 Calibration Date: 04/25/17 Time: 06:59

Lab File Id: 0424M40.D Init. Calib. Date(s): 04/21/17 04/21/17

Heated Purge (Y/N): Y Init. Calib. Times: 11:02 13:38

GC Column: rtx-vms Method File: VT-M0421.M

COMPOUND	RRF	RRF50	RRF MIN	%D	% D LIMITS
Dichlorodifluoromethane	0.462	0.451	0.010	2.4	50
Chloromethane	0.678	0.731	0.010	-7.8	50
Vinyl Chloride	0.553	0.632	0.010	-14.3	50
Bromomethane	0.253	0.280	0.010	-10.7	50
Chloroethane	0.280	0.314	0.010	-12.1	50
Trichlorofluoromethane	0.641	0.746	0.010	-16.4	50
1,1-Dichloroethene	0.385	0.357	0.010	7.3	50
Trichlorotrifluoroethane	0.352	0.342	0.010	2.8	50
Carbon Disulfide	1.067	1.006	0.010	5.7	50
Methylene Chloride	0.407	0.324	0.010	20.4	50
Acetone	0.123	0.099	0.010	19.5	50
Trans-1,2-Dichloroethene	0.411	0.376	0.010	8.5	50
Methyl t-Butyl Ether (MTBE)	0.836	0.854	0.010	-2.2	50
1,1-Dichloroethane	0.836	0.794	0.010	5.0	50
Acrylonitrile	0.122	0.108	0.010	11.5	50
Cis-1,2-Dichloroethene	0.445	0.420	0.010	5.6	50
2,2-Dichloropropane	0.599	0.509	0.010	15.0	50
Bromochloromethane	0.184	0.165	0.010	10.3	50
Chloroform	0.660	0.590	0.010	10.6	50
Carbon Tetrachloride	0.425	0.404	0.010	4.9	50
Tetrahydrofuran (THF)	0.089	0.078	0.010	12.4	50
1,1,1-Trichloroethane	0.621	0.559	0.010	10.0	50
Methyl Ethyl Ketone	0.151	0.118	0.010	21.9	50
1,1-Dichloropropene	0.397	0.360	0.010	9.3	50
Benzene	1.051	0.974	0.010	7.3	50
1,2-Dichloroethane	0.355	0.323	0.010	9.0	50
Trichloroethene	0.324	0.295	0.010	9.0	50
Dibromomethane	0.136	0.125	0.010	8.1	50
1,2-dichloropropane	0.294	0.281	0.010	4.4	50
Bromodichloromethane	0.317	0.302	0.010	4.7	50
cis-1,3-Dichloropropene	0.417	0.377	0.010	9.6	50
Toluene	0.663	0.628	0.010	5.3	50
4-Methyl-2-Pentanone	0.234	0.233	0.010	0.4	50
Tetrachloroethene	0.292	0.271	0.010	7.2	50
trans-1,3-Dichloropropene	0.316	0.284	0.010	10.1	50
1,1,2-Trichloroethane	0.201	0.186	0.010	7.5	50

(*) Recommended RRF not met. (#) Maximum %D not met.

FORM VII VOA

7B
VOLATILE CONTINUING CALIBRATION CHECK

Lab Name: Phoenix Environmental Labs Client:

Lab Code: Phoenix Case No.: SAS No.: SDG No.: GBY06958

Instrument: CHEM18 Calibration Date: 04/25/17 Time: 06:59

Lab File Id: 0424M40.D Init. Calib. Date(s): 04/21/17 04/21/17

Heated Purge (Y/N): Y Init. Calib. Times: 11:02 13:38

GC Column: rtx-vms Method File: VT-M0421.M

COMPOUND	RRF	RRF50	RRF MIN	%D	% D LIMITS
Dibromochloromethane	0.226	0.222	0.010	1.8	50
1,3-Dichloropropane	0.334	0.297	0.010	11.1	50
1,2-Dibromoethane	0.193	0.176	0.010	8.8	50
2-Hexanone	0.199	0.171	0.010	14.1	50
Chlorobenzene	0.756	0.668	0.010	11.6	50
Ethylbenzene	0.395	0.345	0.010	12.7	50
1,1,1,2-Tetrachloroethane	0.231	0.215	0.010	6.9	50
m&p-Xylene	0.490	0.423	0.010	13.7	50
o-Xylene	0.519	0.466	0.010	10.2	50
Styrene	0.800	0.674	0.010	15.8	50
Bromoform	0.117	0.108	0.010	7.7	50
Isopropylbenzene	0.843	0.779	0.010	7.6	50
Bromobenzene	0.710	0.655	0.010	7.7	50
n-Propylbenzene	0.802	0.709	0.010	11.6	50
1,1,2,2-Tetrachloroethane	0.403	0.364	0.010	9.7	50
2-Chlorotoluene	0.676	0.600	0.010	11.2	50
1,3,5-Trimethylbenzene	2.207	1.978	0.010	10.4	50
1,2,3-Trichloropropane	0.340	0.297	0.010	12.6	50
trans-1,4-Dichloro-2-butene	0.105	0.091	0.010	13.3	50
4-Chlorotoluene	0.669	0.561	0.010	16.1	50
tert-Butylbenzene	2.203	2.098	0.010	4.8	50
1,2,4-Trimethylbenzene	2.201	1.938	0.010	11.9	50
sec-Butylbenzene	2.912	2.628	0.010	9.8	50
p-Isopropyltoluene	2.721	2.388	0.010	12.2	50
1,3-Dichlorobenzene	1.310	1.063	0.010	18.9	50
1,4-Dichlorobenzene	1.196	0.965	0.010	19.3	50
2-Isopropyltoluene	2.409	2.372	0.010	1.5	50
n-Butylbenzene	2.264	1.947	0.010	14.0	50
1,2-Dichlorobenzene	1.101	0.975	0.010	11.4	50
1,2-Dibromo-3-Chloropropane	0.091	0.088	0.010	3.3	50
Hexachlorobutadiene	0.523	0.458	0.010	12.4	50
1,2,4-Trichlorobenzene	0.806	0.529	0.010	34.4	50
Naphthalene	1.706	1.419	0.010	16.8	50
1,2,3-Trichlorobenzene	0.768	0.597	0.010	22.3	50
% Dibromofluoromethane	0.092	0.088	0.010	4.3	50
% Toluene-d8	1.276	1.324	0.010	-3.8	50

(*) Recommended RRF not met. (#) Maximum %D not met.

FORM VII VOA

7B
VOLATILE CONTINUING CALIBRATION CHECK

Lab Name: Phoenix Environmental Labs Client:

Lab Code: Phoenix Case No.: SAS No.: SDG No.: GBY06958

Instrument: CHEM18 Calibration Date: 04/25/17 Time: 06:59

Lab File Id: 0424M40.D Init. Calib. Date(s): 04/21/17 04/21/17

Heated Purge (Y/N): Y Init. Calib. Times: 11:02 13:38

GC Column: rtx-vms Method File: VT-M0421.M

COMPOUND	RRF	RRF50	RRF MIN	%D	% D LIMITS
% Bromofluorobenzene	0.461	0.450	0.010	2.4	50
% 1,2-dichlorobenzene-d4	0.919	0.943	0.010	-2.6	50

(*) Recommended RRF not met. (#) Maximum %D not met.

FORM VII VOA

Evaluate Continuing Calibration Report

Data Path : H:\V2017\CHEM18\04APR\042417\
Data File : 0424M40.D
Acq On : 25 Apr 2017 6:59 am
Operator :
Client ID : CCAL 50
Lab ID : VOA-50 PPB STD. VOA40X I 04/24 AS
ALS Vial : 1 Sample Multiplier: 1

Quant Time: Apr 25 07:52:19 2017
Quant Method : H:\V2017\CHEM18\Methods\VT-M0421.M
Quant Title : VOA Standards for 5 point calibration
QLast Update : Fri Apr 21 13:57:31 2017
Response via : Initial Calibration

Note: Curves (l,lf,q,qf) display calculated concentration.
Min. RRF : 0.000 Min. Rel. Area : 50% Max. R.T. Dev 0.20min
Max. RRF Dev : 30% Max. Rel. Area : 200%

		Compound	AvgRF	CCRF	%Dev	Area%	
1	INT	Pentafluorobenzene	1.000	1.000	0.0	106	
2	T	Dichlorodifluoromethane	0.462	0.451	2.4		
3	T	Chloromethane	0.678	0.731	-7.8		
4	T	Vinyl Chloride	0.553	0.632	-14.3		
5	T	Bromomethane	0.253	0.280	-10.7		
6	T	Chloroethane	0.280	0.314	-12.1		
7	T	Trichlorofluoromethane	0.641	0.746	-16.4		
8	T	1,1-Dichloroethene	0.385	0.357	7.3		
9	T	Trichlorotrifluoroethane	0.352	0.342	2.8		
10	T	Carbon Disulfide	1.067	1.006	5.7		
12	T	Methylene Chloride	0.407	0.324	20.4		
13	T	Acetone	0.123	0.099	19.5		
14	T	Trans-1,2-Dichloroethene	0.411	0.376	8.5		
16	T	Methyl t-Butyl Ether (MTBE)	0.836	0.854	-2.2		
17	T	1,1-Dichloroethane	0.836	0.794	5.0		
18	T	Acrylonitrile	0.122	0.108	11.5		
19	T	Cis-1,2-Dichloroethene	0.445	0.420	5.6		
20	T	2,2-Dichloropropane	0.599	0.509	15.0		
21	T	Bromochloromethane	0.184	0.165	10.3		
23	T	Chloroform	0.660	0.590	10.6		
24	T	Carbon Tetrachloride	0.425	0.404	4.9		
25	T	Tetrahydrofuran (THF)	0.089	0.078	12.4		
26	T	1,1,1-Trichloroethane	0.621	0.559	10.0		
27	SURR	% Dibromofluoromethane	0.092	0.088	4.3		
28	T	Methyl Ethyl Ketone	0.151	0.118	21.9		
29	INT	1,4-Difluorobenzene	1.000	1.000	0.0	103	
30	T	1,1-Dichloropropene	0.397	0.360	9.3		
31	T	Benzene	1.051	0.974	7.3		
32	T	1,2-Dichloroethane	0.355	0.323	9.0		
34	T	Trichloroethene	0.324	0.295	9.0		
35	T	Dibromomethane	0.136	0.125	8.1		
36	T	1,2-dichloropropane	0.294	0.281	4.4		
37	T	Bromodichloromethane	0.317	0.302	4.7		
38	T	cis-1,3-Dichloropropene	0.417	0.377	9.6		
39	T	Toluene	0.663	0.628	5.3		
40	SURR	% Toluene-d8	1.276	1.324	-3.8		
41	T	4-Methyl-2-Pentanone	0.234	0.233	0.4		
42	T	Tetrachloroethene	0.292	0.271	7.2		
43	T	trans-1,3-Dichloropropene	0.316	0.284	10.1		
44	T	1,1,2-Trichloroethane	0.201	0.186	7.5		
45	INT	Chlorobenzene-d5	1.000	1.000	0.0	104	
46	T	Dibromochloromethane	0.226	0.222	1.8		
47	T	1,3-Dichloropropane	0.334	0.297	11.1		
48	T	1,2-Dibromoethane	0.193	0.176	8.8		
49	T	2-Hexanone	0.199	0.171	14.1		
50	T	Chlorobenzene	0.756	0.668	11.6		
51	T	Ethylbenzene	0.395	0.345	12.7		
52	T	1,1,1,2-Tetrachloroethane	0.231	0.215	6.9		
53	T	m&p-Xylene	0.490	0.423	13.7		

Evaluate Continuing Calibration Report

Data Path : H:\V2017\CHEM18\04APR\042417\
Data File : 0424M40.D
Acq On : 25 Apr 2017 6:59 am
Operator :
Client ID : CCAL 50
Lab ID : VOA-50 PPB STD. VOA40X I 04/24 AS
ALS Vial : 1 Sample Multiplier: 1

Quant Time: Apr 25 07:52:19 2017
Quant Method : H:\V2017\CHEM18\Methods\VT-M0421.M
Quant Title : VOA Standards for 5 point calibration
QLast Update : Fri Apr 21 13:57:31 2017
Response via : Initial Calibration

Note: Curves (l,lf,q,qf) display calculated concentration.
Min. RRF : 0.000 Min. Rel. Area : 50% Max. R.T. Dev 0.20min
Max. RRF Dev : 30% Max. Rel. Area : 200%

		Compound	AvgRF	CCRF	%Dev	Area%	
54	T	o-Xylene	0.519	0.466	10.2		
55	T	Styrene	0.800	0.674	15.8		
56	T	Bromoform	0.117	0.108	7.7		
57	SURR	% Bromofluorobenzene	0.461	0.450	2.4		
58	INT	1,4-Dichlorobenzene-d4	1.000	1.000	0.0	102	
59	SURR	% 1,2-dichlorobenzene-d4	0.919	0.943	-2.6		
60	T	Isopropylbenzene	0.843	0.779	7.6		
61	T	Bromobenzene	0.710	0.655	7.7		
62	T	n-Propylbenzene	0.802	0.709	11.6		
63	T	1,1,2,2-Tetrachloroethane	0.403	0.364	9.7		
64	T	2-Chlorotoluene	0.676	0.600	11.2		
65	T	1,3,5-Trimethylbenzene	2.207	1.978	10.4		
66	T	1,2,3-Trichloropropane	0.340	0.297	12.6		
67	T	trans-1,4-Dichloro-2-butene	0.105	0.091	13.3		
68	T	4-Chlorotoluene	0.669	0.561	16.1		
69	T	tert-Butylbenzene	2.203	2.098	4.8		
70	T	1,2,4-Trimethylbenzene	2.201	1.938	11.9		
71	T	sec-Butylbenzene	2.912	2.628	9.8		
72	T	p-Isopropyltoluene	2.721	2.388	12.2		
73	T	1,3-Dichlorobenzene	1.310	1.063	18.9		
74	T	1,4-Dichlorobenzene	1.196	0.965	19.3		
75	T	2-Isopropyltoluene	2.409	2.372	1.5		
76	T	n-Butylbenzene	2.264	1.947	14.0		
77	T	1,2-Dichlorobenzene	1.101	0.975	11.4		
78	T	1,2-Dibromo-3-Chloropropane	0.091	0.088	3.3		
79	T	Hexachlorobutadiene	0.523	0.458	12.4		
80	T	1,2,4-Trichlorobenzene	0.806	0.529	34.4#		
81	T	Naphthalene	1.706	1.419	16.8		
82	T	1,2,3-Trichlorobenzene	0.768	0.597	22.3		
83	INT	1,4-Dioxane d8	1.000	1.000	0.0	96	

(#)=Out of Range l=linear, lf=liner(0,0), q=quadratic, qf=quadratic(0,0)
Laboratory Warning Limits Out = 0

Quantitation Report (QT Reviewed)

Data Path : H:\V2017\CHEM18\04APR\042417\
Data File : 0424M40.D
Acq On : 25 Apr 2017 6:59 am
Operator :
Client ID : CCAL 50
Lab ID : VOA-50 PPB STD. VOA40X I 04/24 AS
ALS Vial : 1 Sample Multiplier: 1

Quant Time: Apr 25 07:52:19 2017
Quant Method : H:\V2017\CHEM18\Methods\VT-M0421.M
Quant Title : VOA Standards for 5 point calibration
QLast Update : Fri Apr 21 13:57:31 2017
Response via : Initial Calibration

Compound	R.T.	QIon	Response	Conc	Units	Dev(Min)
Internal Standards						
1) Pentafluorobenzene	3.484	168	259911	50.000	ug/l	0.00
29) 1,4-Difluorobenzene	3.824	114	352826	50.000	ug/l	0.00
45) Chlorobenzene-d5	5.937	117	366386	50.000	ug/l	0.00
58) 1,4-Dichlorobenzene-d4	7.988	152	166794	50.000	ug/l	0.00
83) 1,4-Dioxane d8	4.306	96	8352	500.000	ug/l	0.00
System Monitoring Compounds						
27) % Dibromofluoromethane	3.223	192	22900	48.130	ug/l	0.00
Spiked Amount 50.000	Range 70 - 130		Recovery = 96.26%			
40) % Toluene-d8	4.750	98	467002	51.869	ug/l	0.00
Spiked Amount 50.000	Range 70 - 130		Recovery = 103.74%			
57) % Bromofluorobenzene	6.968	95	164908	48.818	ug/l	0.00
Spiked Amount 50.000	Range 70 - 130		Recovery = 97.64%			
59) % 1,2-dichlorobenzene-d4	8.390	152	157213	51.292	ug/l	0.00
Spiked Amount 50.000	Range 70 - 130		Recovery = 102.58%			
Target Compounds						Qvalue
2) Dichlorodifluoromethane	1.173	85	117201	48.781	ug/l	99
3) Chloromethane	1.293	50	189924	53.908	ug/l	97
4) Vinyl Chloride	1.335	62	164266	57.135	ug/l	96
5) Bromomethane	1.523	94	72743	55.259	ug/l	98
6) Chloroethane	1.586	64	81593	56.113	ug/l	98
7) Trichlorofluoromethane	1.664	101	193911	58.239	ug/l	100
8) 1,1-Dichloroethene	1.936	96	92873	46.437	ug/l	87
9) Trichlorotrifluoroethane	1.952	151	88818	48.609	ug/l	98
10) Carbon Disulfide	1.962	76	261475	47.141	ug/l	100
12) Methylene Chloride	2.250	84	84282	39.856	ug/l	96
13) Acetone	2.276	43	25840	40.254	ug/l	91
14) Trans-1,2-Dichloroethene	2.329	96	97796	45.800	ug/l	96
16) Methyl t-Butyl Ether (...	2.386	73	221876	51.063	ug/l	97
17) 1,1-Dichloroethane	2.663	63	206317	47.478	ug/l	97
18) Acrylonitrile	2.700	53	27981	44.170	ug/l	94
19) Cis-1,2-Dichloroethene	2.961	96	109280	47.260	ug/l	93
20) 2,2-Dichloropropane	3.024	77	132213	42.460	ug/l	94
21) Bromochloromethane	3.082	128	42996	44.980	ug/l	89
23) Chloroform	3.113	83	153348	44.722	ug/l	100
24) Carbon Tetrachloride	3.197	117	104921	47.517	ug/l	97
25) Tetrahydrofuran (THF)	3.218	42	50796	109.832	ug/l	94
26) 1,1,1-Trichloroethane	3.239	97	145302	44.980	ug/l	97
28) Methyl Ethyl Ketone	3.296	43	30790	39.348	ug/l	98
30) 1,1-Dichloropropene	3.307	75	127091	45.343	ug/l	98
31) Benzene	3.458	78	343503	46.307	ug/l	99
32) 1,2-Dichloroethane	3.584	62	114117	45.565	ug/l	93
34) Trichloroethene	3.809	130	103983	45.446	ug/l	97
35) Dibromomethane	4.091	93	44097	45.831	ug/l	95
36) 1,2-dichloropropane	4.154	63	99294	47.833	ug/l	99
37) Bromodichloromethane	4.185	83	106549	47.623	ug/l	97
38) cis-1,3-Dichloropropene	4.619	75	132848	45.121	ug/l	95
39) Toluene	4.787	92	221526	47.319	ug/l	98
41) 4-Methyl-2-Pentanone	5.064	43	82127	49.725	ug/l	94
42) Tetrachloroethene	5.069	164	95514	46.380	ug/l	98
43) trans-1,3-Dichloropropene	5.090	75	100049	44.938	ug/l	97
44) 1,1,2-Trichloroethane	5.210	97	65782	46.311	ug/l	97
46) Dibromochloromethane	5.346	129	81356	49.154	ug/l	97

Quantitation Report (QT Reviewed)

Data Path : H:\V2017\CHEM18\04APR\042417\
Data File : 0424M40.D
Acq On : 25 Apr 2017 6:59 am
Operator :
Client ID : CCAL 50
Lab ID : VOA-50 PPB STD. VOA40X I 04/24 AS
ALS Vial : 1 Sample Multiplier: 1

Quant Time: Apr 25 07:52:19 2017
Quant Method : H:\V2017\CHEM18\Methods\VT-M0421.M
Quant Title : VOA Standards for 5 point calibration
QLast Update : Fri Apr 21 13:57:31 2017
Response via : Initial Calibration

Compound	R.T.	QIon	Response	Conc Units	Dev(Min)
47) 1,3-Dichloropropane	5.425	76	108985	44.499 ug/l	99
48) 1,2-Dibromoethane	5.535	107	64426	45.547 ug/l	99
49) 2-Hexanone	5.707	43	62760	43.099 ug/l	87
50) Chlorobenzene	5.948	112	244893	44.198 ug/l	98
51) Ethylbenzene	5.969	106	126466	43.655 ug/l	93
52) 1,1,1,2-Tetrachloroethane	6.000	131	78898	46.685 ug/l	96
53) m&p-Xylene	6.089	106	310005	86.263 ug/l	94
54) o-Xylene	6.450	106	170665	44.902 ug/l	89
55) Styrene	6.497	104	246916	42.123 ug/l	93
56) Bromoform	6.518	173	39584	46.127 ug/l	98
60) Isopropylbenzene	6.722	120	129935	46.201 ug/l	90
61) Bromobenzene	7.057	156	109180	46.117 ug/l	99
62) n-Propylbenzene	7.088	120	118282	44.227 ug/l	97
63) 1,1,2,2-Tetrachloroethane	7.156	83	60751	45.135 ug/l	97
64) 2-Chlorotoluene	7.224	126	100085	44.383 ug/l	94
65) 1,3,5-Trimethylbenzene	7.271	105	329982	44.829 ug/l	96
66) 1,2,3-Trichloropropane	7.276	75	49462	43.606 ug/l	90
67) trans-1,4-Dichloro-2-b...	7.318	75	75629	214.932 ug/l	86
68) 4-Chlorotoluene	7.376	126	93614	41.919 ug/l	95
69) tert-Butylbenzene	7.559	119	349858	47.603 ug/l	97
70) 1,2,4-Trimethylbenzene	7.627	105	323309	44.036 ug/l	96
71) sec-Butylbenzene	7.721	105	438391	45.127 ug/l	100
72) p-Isopropyltoluene	7.862	119	398361	43.879 ug/l	98
73) 1,3-Dichlorobenzene	7.920	146	177315	40.577 ug/l	99
74) 1,4-Dichlorobenzene	8.003	146	160889	40.337 ug/l	98
75) 2-Isopropyltoluene	8.098	119	395567	49.226 ug/l	98
76) n-Butylbenzene	8.260	91	324699	42.987 ug/l	99
77) 1,2-Dichlorobenzene	8.401	146	162667	44.306 ug/l	99
78) 1,2-Dibromo-3-Chloropr...	9.191	155	14752	48.447 ug/l	97
79) Hexachlorobutadiene	9.803	225	76406	43.792 ug/l	98
80) 1,2,4-Trichlorobenzene	9.824	180	88316	32.864 ug/l	100
81) Naphthalene	10.106	128	236614	41.571 ug/l	96
82) 1,2,3-Trichlorobenzene	10.258	180	99611	38.871 ug/l	98

(#)out of range (m)manual integration reviewed by analyst (+)signals summed

Quantitation Report (QT Reviewed)

Data Path : H:\V2017\CHEM18\04APR\042417\
Data File : 0424M40.D
Acq On : 25 Apr 2017 6:59 am
Operator :
Client ID : CCAL 50
Lab ID : VOA-50 PPB STD, VOA40X I 04/24 AS
ALS Vial : 1 Sample Multiplier: 1

Quant Time: Apr 25 07:52:19 2017
Quant Method : H:\V2017\CHEM18\Methods\VT-M0421.M
Quant Title : VOA Standards for 5 point calibration
QLast Update : Fri Apr 21 13:57:31 2017
Response via : Initial Calibration

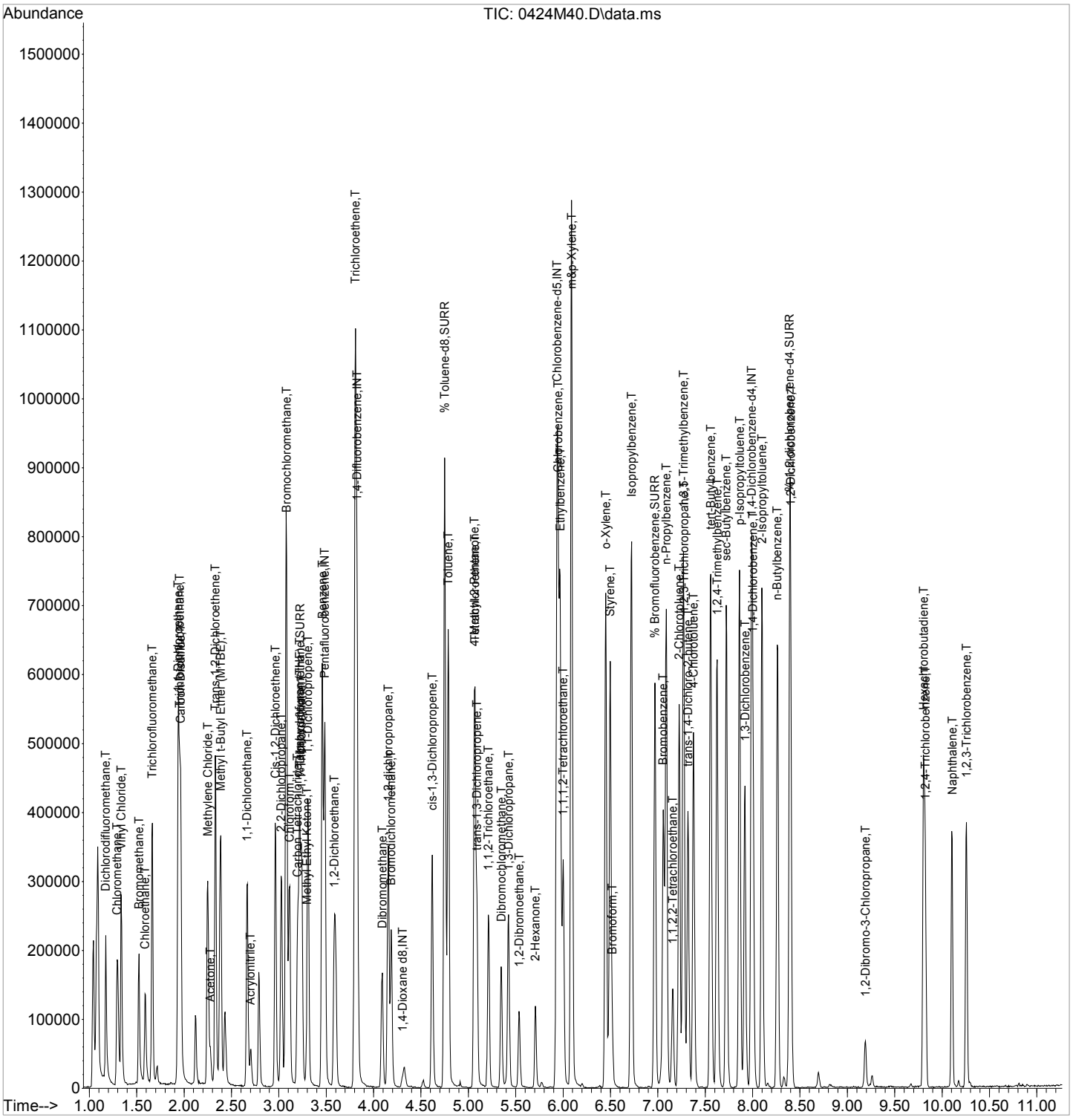

7A
VOLATILE CONTINUING CALIBRATION CHECK

Lab Name: Phoenix Environmental Labs Client:

Lab Code: Phoenix Case No.: SAS No.: SDG No.: GBY06958

Instrument: CHEM18 Calibration Date: 04/25/17 Time: 09:10

Lab File Id: 0425M02.D Init. Calib. Date(s): 04/21/17 04/21/17

Heated Purge (Y/N): Y Init. Calib. Times: 11:02 13:38

GC Column: rtx-vms Method File: VT-M0421.M

COMPOUND		RRF	RRF50	RRF MIN	%D	% D LIMITS
Pentafluorobenzene	(IS Area/Area%)	246253	258936	n.a.	105.2	50-200
1,4-Difluorobenzene	(IS Area/Area%)	341424	347913	n.a.	101.9	50-200
Chlorobenzene-d5	(IS Area/Area%)	351399	352802	n.a.	100.4	50-200
1,4-Dichlorobenzene-d4	(IS Area/Area%)	162859	156347	n.a.	96.0	50-200
1,4-Dioxane d8	(IS Area/Area%)	8657	7387	n.a.	85.3	n.a.
Dichlorodifluoromethane		0.462	0.549	0.100	-18.8	20 (60)
Chloromethane		0.678	0.770	0.100	-13.6	20 (60)
Vinyl Chloride		0.553	0.633	0.100	-14.5	20 (40)
Bromomethane		0.253	0.280	0.100	-10.7	20 (60)
Chloroethane		0.280	0.315	0.100	-12.5	20 (40)
Trichlorofluoromethane		0.641	0.756	0.100	-17.9	20 (40)
1,1-Dichloroethene		0.385	0.354	0.100	8.1	20 (40)
Trichlorotrifluoroethane		0.352	0.347	0.050	1.4	20 (40)
Carbon Disulfide		1.067	1.026	0.100	3.8	20 (40)
Methylene Chloride		0.407	0.303	0.100	25.6 +	20 (40)
Acetone		0.123	0.093	* 0.100	24.4 +	20 (60)
Trans-1,2-Dichloroethene		0.411	0.363	0.100	11.7	20 (40)
Methyl t-Butyl Ether (MTBE)		0.836	0.762	0.100	8.9	20 (40)
1,1-Dichloroethane		0.836	0.734	0.200	12.2	20 (40)
Acrylonitrile		0.122	0.099	0.050	18.9	20 (40)
Cis-1,2-Dichloroethene		0.445	0.391	0.100	12.1	20 (40)
2,2-Dichloropropane		0.599	0.545	0.050	9.0	20 (40)
Bromochloromethane		0.184	0.149	0.050	19.0	20 (40)
Chloroform		0.660	0.546	0.200	17.3	20 (40)
Carbon Tetrachloride		0.425	0.408	0.100	4.0	20 (40)
Tetrahydrofuran (THF)		0.089	0.069	0.050	22.5 +	20 (40)
1,1,1-Trichloroethane		0.621	0.535	0.100	13.8	20 (40)
Methyl Ethyl Ketone		0.151	0.107	0.100	29.1 +	20 (60)
1,1-Dichloropropene		0.397	0.354	0.050	10.8	20 (40)
Benzene		1.051	0.931	0.500	11.4	20 (40)
1,2-Dichloroethane		0.355	0.301	0.100	15.2	20 (40)
Trichloroethene		0.324	0.283	0.200	12.7	20 (40)
Dibromomethane		0.136	0.114	0.050	16.2	20 (40)
1,2-dichloropropane		0.294	0.260	0.100	11.6	20 (40)
Bromodichloromethane		0.317	0.283	0.200	10.7	20 (40)
cis-1,3-Dichloropropene		0.417	0.373	0.200	10.6	20 (40)

(*) Recommended RRF not met (+) %D exceeds criteria % (#) %D exceeds (maximum) criteria
%D: 10% of target compounds are allowed to be above criteria %, but must be less than the (maximum) %D

FORM VII VOA

7B
VOLATILE CONTINUING CALIBRATION CHECK

Lab Name: Phoenix Environmental Labs Client:

Lab Code: Phoenix Case No.: SAS No.: SDG No.: GBY06958

Instrument: CHEM18 Calibration Date: 04/25/17 Time: 09:10

Lab File Id: 0425M02.D Init. Calib. Date(s): 04/21/17 04/21/17

Heated Purge (Y/N): Y Init. Calib. Times: 11:02 13:38

GC Column: rtx-vms Method File: VT-M0421.M

COMPOUND	RRF	RRF50	RRF MIN	%D	% D LIMITS
Toluene	0.663	0.609	0.400	8.1	20 (40)
4-Methyl-2-Pentanone	0.234	0.207	0.100	11.5	20 (60)
Tetrachloroethene	0.292	0.275	0.200	5.8	20 (40)
trans-1,3-Dichloropropene	0.316	0.281	0.100	11.1	20 (40)
1,1,2-Trichloroethane	0.201	0.165	0.100	17.9	20 (40)
Dibromochloromethane	0.226	0.200	0.100	11.5	20 (40)
1,3-Dichloropropane	0.334	0.274	0.050	18.0	20 (40)
1,2-Dibromoethane	0.193	0.167	0.100	13.5	20 (40)
2-Hexanone	0.199	0.162	0.100	18.6	20 (60)
Chlorobenzene	0.756	0.666	0.500	11.9	20 (40)
Ethylbenzene	0.395	0.357	0.100	9.6	20 (40)
1,1,1,2-Tetrachloroethane	0.231	0.200	0.050	13.4	20 (40)
m&p-Xylene	0.490	0.425	0.100	13.3	20 (40)
o-Xylene	0.519	0.464	0.300	10.6	20 (40)
Styrene	0.800	0.670	0.300	16.3	20 (40)
Bromoform	0.117	0.098	* 0.100	16.2	20 (40)
Isopropylbenzene	0.843	0.801	0.100	5.0	20 (40)
Bromobenzene	0.710	0.670	0.050	5.6	20 (40)
n-Propylbenzene	0.802	0.769	0.050	4.1	20 (40)
1,1,2,2-Tetrachloroethane	0.403	0.349	0.300	13.4	20 (40)
2-Chlorotoluene	0.676	0.635	0.050	6.1	20 (40)
1,3,5-Trimethylbenzene	2.207	2.086	0.050	5.5	20 (40)
1,2,3-Trichloropropane	0.340	0.269	0.050	20.9 +	20 (40)
trans-1,4-Dichloro-2-butene	0.105	0.101	0.050	3.8	20 (40)
4-Chlorotoluene	0.669	0.628	0.050	6.1	20 (40)
tert-Butylbenzene	2.203	2.086	0.050	5.3	20 (40)
1,2,4-Trimethylbenzene	2.201	2.079	0.050	5.5	20 (40)
sec-Butylbenzene	2.912	2.741	0.050	5.9	20 (40)
p-Isopropyltoluene	2.721	2.647	0.050	2.7	20 (40)
1,3-Dichlorobenzene	1.310	1.192	0.600	9.0	20 (40)
1,4-Dichlorobenzene	1.196	1.110	0.500	7.2	20 (40)
2-Isopropyltoluene	2.409	2.433	0.050	-1.0	20 (40)
n-Butylbenzene	2.264	2.257	0.050	0.3	20 (40)
1,2-Dichlorobenzene	1.101	1.016	0.400	7.7	20 (40)
1,2-Dibromo-3-Chloropropane	0.091	0.080	0.050	12.1	20 (40)
Hexachlorobutadiene	0.523	0.515	0.050	1.5	20 (40)

(*) Recommended RRF not met (+) %D exceeds criteria % (#) %D exceeds (maximum) criteria
%D: 10% of target compounds are allowed to be above criteria %, but must be less than the (maximum) %D

FORM VII VOA

7B
VOLATILE CONTINUING CALIBRATION CHECK

Lab Name: Phoenix Environmental Labs Client:

Lab Code: Phoenix Case No.: SAS No.: SDG No.: GBY06958

Instrument: CHEM18 Calibration Date: 04/25/17 Time: 09:10

Lab File Id: 0425M02.D Init. Calib. Date(s): 04/21/17 04/21/17

Heated Purge (Y/N): Y Init. Calib. Times: 11:02 13:38

GC Column: rtx-vms Method File: VT-M0421.M

COMPOUND	RRF	RRF50	RRF MIN	%D	% D LIMITS
1,2,4-Trichlorobenzene	0.806	0.705	0.200	12.5	20 (40)
Naphthalene	1.706	1.434	0.050	15.9	20 (40)
1,2,3-Trichlorobenzene	0.768	0.685	0.050	10.8	20 (40)
% Dibromofluoromethane	0.092	0.087	0.050	5.4	20 (40)
% Toluene-d8	1.276	1.302	0.050	-2.0	20 (40)
% Bromofluorobenzene	0.461	0.448	0.050	2.8	20 (40)
% 1,2-dichlorobenzene-d4	0.919	0.939	0.050	-2.2	20 (40)

(*) Recommended RRF not met (+) %D exceeds criteria % (#) %D exceeds (maximum) criteria
%D: 10% of target compounds are allowed to be above criteria %, but must be less than the (maximum) %D

FORM VII VOA

Evaluate Continuing Calibration Report

Data Path : H:\V2017\CHEM18\04APR\042517\
Data File : 0425M02.D
Acq On : 25 Apr 2017 9:10 am
Operator :
Client ID : BFB TUNE - CCAL 50
Lab ID : VOA-50 PPB STD. VOA40X II 04/25 AO - VOA-50 PPB STD. VOA40X II 04/25 AO
ALS Vial : 1 Sample Multiplier: 1

Quant Time: Apr 25 09:31:58 2017
Quant Method : H:\V2017\CHEM18\METHODS\VT-M0421.M
Quant Title : VOA Standards for 5 point calibration
QLast Update : Fri Apr 21 13:57:31 2017
Response via : Initial Calibration

Note: Curves (l,lf,q,qf) display calculated concentration.
Min. RRF : 0.000 Min. Rel. Area : 50% Max. R.T. Dev 0.20min
Max. RRF Dev : 30% Max. Rel. Area : 200%

		Compound	AvgRF	CCRF	%Dev	Area%
1	INT	Pentafluorobenzene	1.000	1.000	0.0	105
2	T	Dichlorodifluoromethane	0.462	0.549	-18.8	
3	T	Chloromethane	0.678	0.770	-13.6	
4	T	Vinyl Chloride	0.553	0.633	-14.5	
5	T	Bromomethane	0.253	0.280	-10.7	
6	T	Chloroethane	0.280	0.315	-12.5	
7	T	Trichlorofluoromethane	0.641	0.756	-17.9	
8	T	1,1-Dichloroethene	0.385	0.354	8.1	
9	T	Trichlorotrifluoroethane	0.352	0.347	1.4	
10	T	Carbon Disulfide	1.067	1.026	3.8	
12	T	Methylene Chloride	0.407	0.303	25.6	
13	T	Acetone	0.123	0.093	24.4	
14	T	Trans-1,2-Dichloroethene	0.411	0.363	11.7	
16	T	Methyl t-Butyl Ether (MTBE)	0.836	0.762	8.9	
17	T	1,1-Dichloroethane	0.836	0.734	12.2	
18	T	Acrylonitrile	0.122	0.099	18.9	
19	T	Cis-1,2-Dichloroethene	0.445	0.391	12.1	
20	T	2,2-Dichloropropane	0.599	0.545	9.0	
21	T	Bromochloromethane	0.184	0.149	19.0	
23	T	Chloroform	0.660	0.546	17.3	
24	T	Carbon Tetrachloride	0.425	0.408	4.0	
25	T	Tetrahydrofuran (THF)	0.089	0.069	22.5	
26	T	1,1,1-Trichloroethane	0.621	0.535	13.8	
27	SURR	% Dibromofluoromethane	0.092	0.087	5.4	
28	T	Methyl Ethyl Ketone	0.151	0.107	29.1	
29	INT	1,4-Difluorobenzene	1.000	1.000	0.0	102
30	T	1,1-Dichloropropene	0.397	0.354	10.8	
31	T	Benzene	1.051	0.931	11.4	
32	T	1,2-Dichloroethane	0.355	0.301	15.2	
34	T	Trichloroethene	0.324	0.283	12.7	
35	T	Dibromomethane	0.136	0.114	16.2	
36	T	1,2-dichloropropane	0.294	0.260	11.6	
37	T	Bromodichloromethane	0.317	0.283	10.7	
38	T	cis-1,3-Dichloropropene	0.417	0.373	10.6	
39	T	Toluene	0.663	0.609	8.1	
40	SURR	% Toluene-d8	1.276	1.302	-2.0	
41	T	4-Methyl-2-Pentanone	0.234	0.207	11.5	
42	T	Tetrachloroethene	0.292	0.275	5.8	
43	T	trans-1,3-Dichloropropene	0.316	0.281	11.1	
44	T	1,1,2-Trichloroethane	0.201	0.165	17.9	
45	INT	Chlorobenzene-d5	1.000	1.000	0.0	100
46	T	Dibromochloromethane	0.226	0.200	11.5	
47	T	1,3-Dichloropropane	0.334	0.274	18.0	
48	T	1,2-Dibromoethane	0.193	0.167	13.5	
49	T	2-Hexanone	0.199	0.162	18.6	
50	T	Chlorobenzene	0.756	0.666	11.9	
51	T	Ethylbenzene	0.395	0.357	9.6	
52	T	1,1,1,2-Tetrachloroethane	0.231	0.200	13.4	
53	T	m&p-Xylene	0.490	0.425	13.3	

Data Path : H:\V2017\CHEM18\04APR\042517\
Data File : 0425M02.D
Acq On : 25 Apr 2017 9:10 am
Operator :
Client ID : BFB TUNE - CCAL 50
Lab ID : VOA-50 PPB STD. VOA40X II 04/25 AO - VOA-50 PPB STD. VOA40X II 04/25 AO
ALS Vial : 1 Sample Multiplier: 1

Quant Time: Apr 25 09:31:58 2017
Quant Method : H:\V2017\CHEM18\METHODS\VT-M0421.M
Quant Title : VOA Standards for 5 point calibration
QLast Update : Fri Apr 21 13:57:31 2017
Response via : Initial Calibration

Note: Curves (l,lf,q,qf) display calculated concentration.
Min. RRF : 0.000 Min. Rel. Area : 50% Max. R.T. Dev 0.20min
Max. RRF Dev : 30% Max. Rel. Area : 200%

		Compound	AvgRF	CCRF	%Dev	Area%	
54	T	o-Xylene	0.519	0.464	10.6		
55	T	Styrene	0.800	0.670	16.3		
56	T	Bromoform	0.117	0.098	16.2		
57	SURR	% Bromofluorobenzene	0.461	0.448	2.8		
58	INT	1,4-Dichlorobenzene-d4	1.000	1.000	0.0	96	
59	SURR	% 1,2-dichlorobenzene-d4	0.919	0.939	-2.2		
60	T	Isopropylbenzene	0.843	0.801	5.0		
61	T	Bromobenzene	0.710	0.670	5.6		
62	T	n-Propylbenzene	0.802	0.769	4.1		
63	T	1,1,2,2-Tetrachloroethane	0.403	0.349	13.4		
64	T	2-Chlorotoluene	0.676	0.635	6.1		
65	T	1,3,5-Trimethylbenzene	2.207	2.086	5.5		
66	T	1,2,3-Trichloropropane	0.340	0.269	20.9		
67	T	trans-1,4-Dichloro-2-butene	0.105	0.101	3.8		
68	T	4-Chlorotoluene	0.669	0.628	6.1		
69	T	tert-Butylbenzene	2.203	2.086	5.3		
70	T	1,2,4-Trimethylbenzene	2.201	2.079	5.5		
71	T	sec-Butylbenzene	2.912	2.741	5.9		
72	T	p-Isopropyltoluene	2.721	2.647	2.7		
73	T	1,3-Dichlorobenzene	1.310	1.192	9.0		
74	T	1,4-Dichlorobenzene	1.196	1.110	7.2		
75	T	2-Isopropyltoluene	2.409	2.433	-1.0		
76	T	n-Butylbenzene	2.264	2.257	0.3		
77	T	1,2-Dichlorobenzene	1.101	1.016	7.7		
78	T	1,2-Dibromo-3-Chloropropane	0.091	0.080	12.1		
79	T	Hexachlorobutadiene	0.523	0.515	1.5		
80	T	1,2,4-Trichlorobenzene	0.806	0.705	12.5		
81	T	Naphthalene	1.706	1.434	15.9		
82	T	1,2,3-Trichlorobenzene	0.768	0.685	10.8		
83	INT	1,4-Dioxane d8	1.000	1.000	0.0	85	

(#)=Out of Range l=linear, lf=liner(0,0), q=quadratic, qf=quadratic(0,0)
Laboratory Warning Limits Out = 0

Quantitation Report (Not Reviewed)

Data Path : H:\V2017\CHEM18\04APR\042517\
Data File : 0425M02.D
Acq On : 25 Apr 2017 9:10 am
Operator :
Client ID : BFB TUNE - CCAL 50
Lab ID : VOA-50 PPB STD. VOA40X II 04/25 AO - VOA-50 PPB STD. VOA40X II 04/25 AO
ALS Vial : 1 Sample Multiplier: 1

Quant Time: Apr 25 09:31:58 2017
Quant Method : H:\V2017\CHEM18\METHODS\VT-M0421.M
Quant Title : VOA Standards for 5 point calibration
QLast Update : Fri Apr 21 13:57:31 2017
Response via : Initial Calibration

Compound	R.T.	QIon	Response	Conc	Units	Dev(Min)
Internal Standards						
1) Pentafluorobenzene	3.485	168	258936	50.000	ug/l	0.00
29) 1,4-Difluorobenzene	3.825	114	347913	50.000	ug/l	0.00
45) Chlorobenzene-d5	5.932	117	352802	50.000	ug/l	0.00
58) 1,4-Dichlorobenzene-d4	7.988	152	156347	50.000	ug/l	0.00
83) 1,4-Dioxane d8	4.300	96	7387	500.000	ug/l	0.00
System Monitoring Compounds						
27) % Dibromofluoromethane	3.218	192	22490	47.446	ug/l	0.00
Spiked Amount 50.000	Range 70 - 130		Recovery = 94.90%			
40) % Toluene-d8	4.750	98	453057	51.030	ug/l	0.00
Spiked Amount 50.000	Range 70 - 130		Recovery = 102.06%			
57) % Bromofluorobenzene	6.968	95	158212	48.639	ug/l	0.00
Spiked Amount 50.000	Range 70 - 130		Recovery = 97.28%			
59) % 1,2-dichlorobenzene-d4	8.391	152	146807	51.097	ug/l	0.00
Spiked Amount 50.000	Range 70 - 130		Recovery = 102.20%			
Target Compounds						Qvalue
2) Dichlorodifluoromethane	1.173	85	142071	59.355	ug/l	99
3) Chloromethane	1.293	50	199343	56.795	ug/l	99
4) Vinyl Chloride	1.340	62	163818	57.194	ug/l	100
5) Bromomethane	1.523	94	72398	55.204	ug/l	97
6) Chloroethane	1.591	64	81486	56.251	ug/l	98
7) Trichlorofluoromethane	1.664	101	195810	59.030	ug/l	99
8) 1,1-Dichloroethene	1.942	96	91678	46.012	ug/l	89
9) Trichlorotrifluoroethane	1.952	151	89807	49.336	ug/l	96
10) Carbon Disulfide	1.968	76	265785	48.099	ug/l	100
12) Methylene Chloride	2.250	84	78538	37.280	ug/l	97
13) Acetone	2.282	43	24077	37.648	ug/l	89
14) Trans-1,2-Dichloroethene	2.329	96	94060	44.216	ug/l	93
16) Methyl t-Butyl Ether (...	2.386	73	197243	45.565	ug/l	97
17) 1,1-Dichloroethane	2.669	63	190135	43.918	ug/l	98
18) Acrylonitrile	2.700	53	25516	40.430	ug/l	98
19) Cis-1,2-Dichloroethene	2.962	96	101214	43.937	ug/l	91
20) 2,2-Dichloropropane	3.024	77	141014	45.457	ug/l	94
21) Bromochloromethane	3.077	128	38565	40.496	ug/l	92
23) Chloroform	3.113	83	141404	41.394	ug/l	99
24) Carbon Tetrachloride	3.197	117	105743	48.069	ug/l	98
25) Tetrahydrofuran (THF)	3.218	42	44458	96.490	ug/l	88
26) 1,1,1-Trichloroethane	3.239	97	138622	43.074	ug/l	98
28) Methyl Ethyl Ketone	3.296	43	27728	35.568	ug/l	99
30) 1,1-Dichloropropene	3.307	75	123239	44.589	ug/l	98
31) Benzene	3.458	78	323869	44.277	ug/l	99
32) 1,2-Dichloroethane	3.584	62	104645	42.373	ug/l	92
34) Trichloroethene	3.809	130	98555	43.682	ug/l	98
35) Dibromomethane	4.086	93	39521	41.655	ug/l	94
36) 1,2-dichloropropane	4.154	63	90362	44.144	ug/l	100
37) Bromodichloromethane	4.185	83	98309	44.560	ug/l	98
38) cis-1,3-Dichloropropene	4.620	75	129697	44.673	ug/l	98
39) Toluene	4.787	92	211881	45.898	ug/l	100
41) 4-Methyl-2-Pentanone	5.064	43	72080	44.258	ug/l	94
42) Tetrachloroethene	5.064	164	95589	47.072	ug/l	98
43) trans-1,3-Dichloropropene	5.090	75	97810	44.552	ug/l	100
44) 1,1,2-Trichloroethane	5.211	97	57236	40.863	ug/l	96
46) Dibromochloromethane	5.347	129	70430	44.191	ug/l	99

Data Path : H:\V2017\CHEM18\04APR\042517\
Data File : 0425M02.D
Acq On : 25 Apr 2017 9:10 am
Operator :
Client ID : BFB TUNE - CCAL 50
Lab ID : VOA-50 PPB STD. VOA40X II 04/25 AO - VOA-50 PPB STD. VOA40X II 04/25 AO
ALS Vial : 1 Sample Multiplier: 1

Quant Time: Apr 25 09:31:58 2017
Quant Method : H:\V2017\CHEM18\METHODS\VT-M0421.M
Quant Title : VOA Standards for 5 point calibration
QLast Update : Fri Apr 21 13:57:31 2017
Response via : Initial Calibration

Compound	R.T.	QIon	Response	Conc	Units	Dev(Min)
47) 1,3-Dichloropropane	5.425	76	96643	40.979	ug/l	100
48) 1,2-Dibromoethane	5.535	107	58853	43.209	ug/l	97
49) 2-Hexanone	5.707	43	57192	40.788	ug/l	88
50) Chlorobenzene	5.948	112	235106	44.066	ug/l	97
51) Ethylbenzene	5.969	106	126033	45.180	ug/l	97
52) 1,1,1,2-Tetrachloroethane	6.000	131	70521	43.335	ug/l	97
53) m&p-Xylene	6.089	106	299772	86.627	ug/l	92
54) o-Xylene	6.450	106	163765	44.745	ug/l	91
55) Styrene	6.497	104	236531	41.905	ug/l	92
56) Bromoform	6.518	173	34727	42.025	ug/l	99
60) Isopropylbenzene	6.717	120	125211	47.496	ug/l	92
61) Bromobenzene	7.057	156	104720	47.189	ug/l	99
62) n-Propylbenzene	7.088	120	120216	47.954	ug/l	98
63) 1,1,2,2-Tetrachloroethane	7.156	83	54529	43.220	ug/l	98
64) 2-Chlorotoluene	7.224	126	99216	46.937	ug/l	93
65) 1,3,5-Trimethylbenzene	7.266	105	326164	47.271	ug/l	97
66) 1,2,3-Trichloropropane	7.271	75	41987	39.490	ug/l	78
67) trans-1,4-Dichloro-2-b...	7.318	75	78967	239.414	ug/l	87
68) 4-Chlorotoluene	7.376	126	98229	46.925	ug/l	99
69) tert-Butylbenzene	7.554	119	326217	47.352	ug/l	96
70) 1,2,4-Trimethylbenzene	7.622	105	325034	47.229	ug/l	96
71) sec-Butylbenzene	7.721	105	428520	47.058	ug/l	100
72) p-Isopropyltoluene	7.862	119	413834	48.630	ug/l	97
73) 1,3-Dichlorobenzene	7.915	146	186346	45.493	ug/l	100
74) 1,4-Dichlorobenzene	8.003	146	173549	46.418	ug/l	98
75) 2-Isopropyltoluene	8.098	119	380439	50.507	ug/l	98
76) n-Butylbenzene	8.260	91	352829	49.833	ug/l	98
77) 1,2-Dichlorobenzene	8.401	146	158865	46.162	ug/l	98
78) 1,2-Dibromo-3-Chloropr...	9.196	155	12557	43.994	ug/l	90
79) Hexachlorobutadiene	9.808	225	80493	49.217	ug/l	99
80) 1,2,4-Trichlorobenzene	9.824	180	110272	43.776	ug/l	99
81) Naphthalene	10.101	128	224225	42.027	ug/l	97
82) 1,2,3-Trichlorobenzene	10.258	180	107042	44.562	ug/l	100

(#)out of range (m)manual integration reviewed by analyst (+)signals summed

Quantitation Report (Not Reviewed)

Data Path : H:\V2017\CHEM18\04APR\042517\
Data File : 0425M02.D
Acq On : 25 Apr 2017 9:10 am
Operator :
Client ID : BFB TUNE - CCAL 50
Lab ID : VOA-50 PPB STD, VOA40X II 04/25 AO - VOA-50 PPB STD, VOA40X II 04/25 AO
ALS Vial : 1 Sample Multiplier: 1

Quant Time: Apr 25 09:31:58 2017
Quant Method : H:\V2017\CHEM18\METHODS\VT-M0421.M
Quant Title : VOA Standards for 5 point calibration
QLast Update : Fri Apr 21 13:57:31 2017
Response via : Initial Calibration

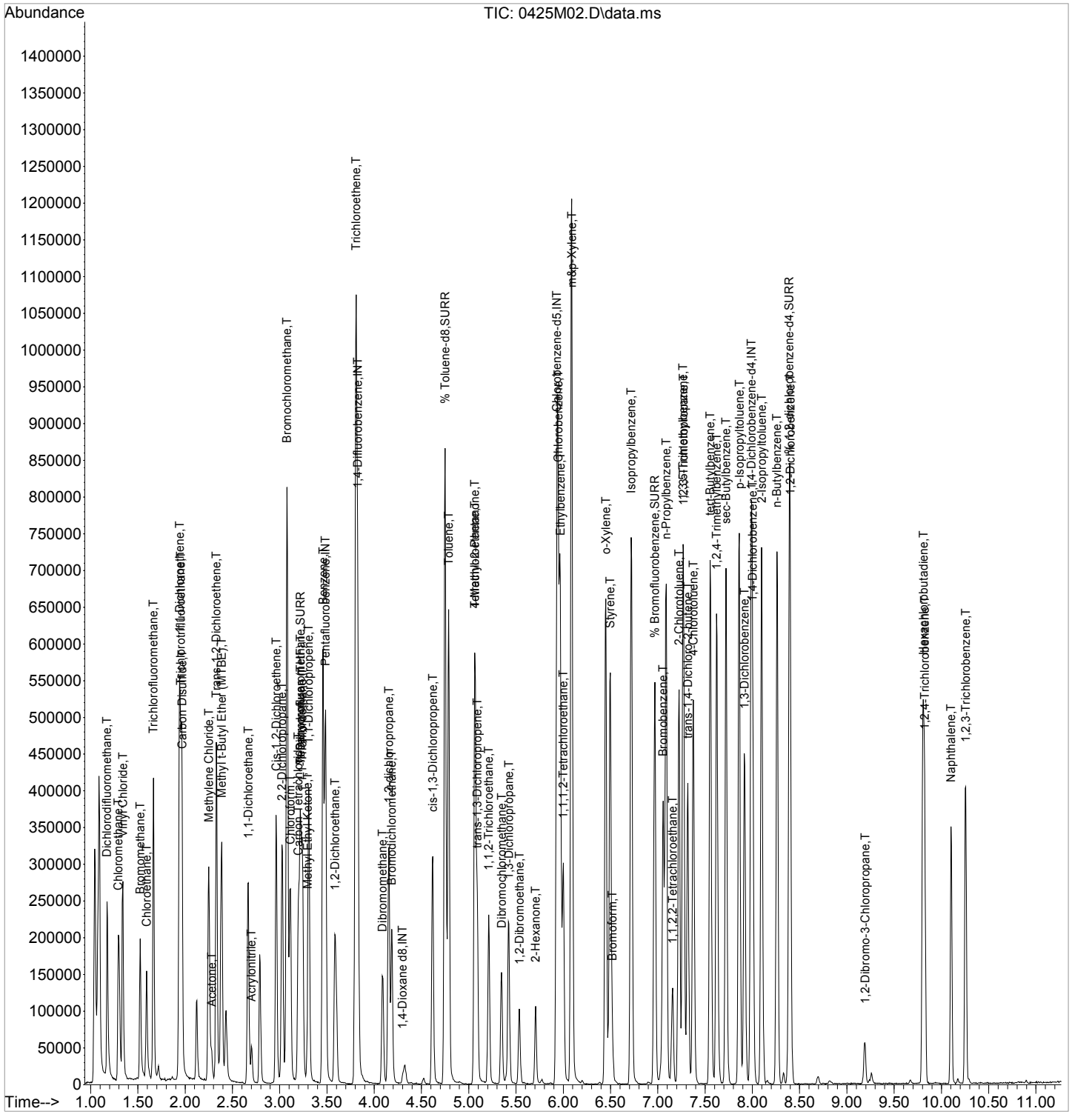

7A
VOLATILE CONTINUING CALIBRATION CHECK

Lab Name: Phoenix Environmental Labs Client:

Lab Code: Phoenix Case No.: SAS No.: SDG No.: GBY06958

Instrument: CHEM18 Calibration Date: 04/25/17 Time: 20:42

Lab File Id: 0425M32.D Init. Calib. Date(s): 04/21/17 04/21/17

Heated Purge (Y/N): Y Init. Calib. Times: 11:02 13:38

GC Column: rtx-vms Method File: VT-M0421.M

COMPOUND	RRF	RRF50	RRF MIN	%D	% D LIMITS
Dichlorodifluoromethane	0.462	0.604	0.010	-30.7	50
Chloromethane	0.678	0.837	0.010	-23.5	50
Vinyl Chloride	0.553	0.687	0.010	-24.2	50
Bromomethane	0.253	0.313	0.010	-23.7	50
Chloroethane	0.280	0.339	0.010	-21.1	50
Trichlorofluoromethane	0.641	0.805	0.010	-25.6	50
1,1-Dichloroethene	0.385	0.384	0.010	0.3	50
Trichlorotrifluoroethane	0.352	0.368	0.010	-4.5	50
Carbon Disulfide	1.067	1.083	0.010	-1.5	50
Methylene Chloride	0.407	0.332	0.010	18.4	50
Acetone	0.123	0.109	0.010	11.4	50
Trans-1,2-Dichloroethene	0.411	0.395	0.010	3.9	50
Methyl t-Butyl Ether (MTBE)	0.836	0.861	0.010	-3.0	50
1,1-Dichloroethane	0.836	0.821	0.010	1.8	50
Acrylonitrile	0.122	0.111	0.010	9.0	50
Cis-1,2-Dichloroethene	0.445	0.421	0.010	5.4	50
2,2-Dichloropropane	0.599	0.572	0.010	4.5	50
Bromochloromethane	0.184	0.170	0.010	7.6	50
Chloroform	0.660	0.607	0.010	8.0	50
Carbon Tetrachloride	0.425	0.433	0.010	-1.9	50
Tetrahydrofuran (THF)	0.089	0.082	0.010	7.9	50
1,1,1-Trichloroethane	0.621	0.583	0.010	6.1	50
Methyl Ethyl Ketone	0.151	0.123	0.010	18.5	50
1,1-Dichloropropene	0.397	0.379	0.010	4.5	50
Benzene	1.051	1.015	0.010	3.4	50
1,2-Dichloroethane	0.355	0.343	0.010	3.4	50
Trichloroethene	0.324	0.313	0.010	3.4	50
Dibromomethane	0.136	0.131	0.010	3.7	50
1,2-dichloropropane	0.294	0.288	0.010	2.0	50
Bromodichloromethane	0.317	0.314	0.010	0.9	50
cis-1,3-Dichloropropene	0.417	0.424	0.010	-1.7	50
Toluene	0.663	0.664	0.010	-0.2	50
4-Methyl-2-Pentanone	0.234	0.232	0.010	0.9	50
Tetrachloroethene	0.292	0.294	0.010	-0.7	50
trans-1,3-Dichloropropene	0.316	0.308	0.010	2.5	50
1,1,2-Trichloroethane	0.201	0.186	0.010	7.5	50

(*) Recommended RRF not met. (#) Maximum %D not met.

FORM VII VOA

7B
VOLATILE CONTINUING CALIBRATION CHECK

Lab Name: Phoenix Environmental Labs Client:

Lab Code: Phoenix Case No.: SAS No.: SDG No.: GBY06958

Instrument: CHEM18 Calibration Date: 04/25/17 Time: 20:42

Lab File Id: 0425M32.D Init. Calib. Date(s): 04/21/17 04/21/17

Heated Purge (Y/N): Y Init. Calib. Times: 11:02 13:38

GC Column: rtx-vms Method File: VT-M0421.M

COMPOUND	RRF	RRF50	RRF MIN	%D	% D LIMITS
Dibromochloromethane	0.226	0.221	0.010	2.2	50
1,3-Dichloropropane	0.334	0.304	0.010	9.0	50
1,2-Dibromoethane	0.193	0.178	0.010	7.8	50
2-Hexanone	0.199	0.179	0.010	10.1	50
Chlorobenzene	0.756	0.718	0.010	5.0	50
Ethylbenzene	0.395	0.374	0.010	5.3	50
1,1,1,2-Tetrachloroethane	0.231	0.217	0.010	6.1	50
m&p-Xylene	0.490	0.453	0.010	7.6	50
o-Xylene	0.519	0.502	0.010	3.3	50
Styrene	0.800	0.727	0.010	9.1	50
Bromoform	0.117	0.109	0.010	6.8	50
Isopropylbenzene	0.843	0.847	0.010	-0.5	50
Bromobenzene	0.710	0.702	0.010	1.1	50
n-Propylbenzene	0.802	0.784	0.010	2.2	50
1,1,2,2-Tetrachloroethane	0.403	0.387	0.010	4.0	50
2-Chlorotoluene	0.676	0.653	0.010	3.4	50
1,3,5-Trimethylbenzene	2.207	2.152	0.010	2.5	50
1,2,3-Trichloropropane	0.340	0.311	0.010	8.5	50
trans-1,4-Dichloro-2-butene	0.105	0.105	0.010	0.0	50
4-Chlorotoluene	0.669	0.631	0.010	5.7	50
tert-Butylbenzene	2.203	2.237	0.010	-1.5	50
1,2,4-Trimethylbenzene	2.201	2.133	0.010	3.1	50
sec-Butylbenzene	2.912	2.835	0.010	2.6	50
p-Isopropyltoluene	2.721	2.652	0.010	2.5	50
1,3-Dichlorobenzene	1.310	1.229	0.010	6.2	50
1,4-Dichlorobenzene	1.196	1.151	0.010	3.8	50
2-Isopropyltoluene	2.409	2.520	0.010	-4.6	50
n-Butylbenzene	2.264	2.233	0.010	1.4	50
1,2-Dichlorobenzene	1.101	1.086	0.010	1.4	50
1,2-Dibromo-3-Chloropropane	0.091	0.090	0.010	1.1	50
Hexachlorobutadiene	0.523	0.512	0.010	2.1	50
1,2,4-Trichlorobenzene	0.806	0.706	0.010	12.4	50
Naphthalene	1.706	1.627	0.010	4.6	50
1,2,3-Trichlorobenzene	0.768	0.735	0.010	4.3	50
% Dibromofluoromethane	0.092	0.090	0.010	2.2	50
% Toluene-d8	1.276	1.313	0.010	-2.9	50

(*) Recommended RRF not met. (#) Maximum %D not met.

FORM VII VOA

7B
VOLATILE CONTINUING CALIBRATION CHECK

Lab Name: Phoenix Environmental Labs Client:

Lab Code: Phoenix Case No.: SAS No.: SDG No.: GBY06958

Instrument: CHEM18 Calibration Date: 04/25/17 Time: 20:42

Lab File Id: 0425M32.D Init. Calib. Date(s): 04/21/17 04/21/17

Heated Purge (Y/N): Y Init. Calib. Times: 11:02 13:38

GC Column: rtx-vms Method File: VT-M0421.M

COMPOUND	RRF	RRF50	RRF MIN	%D	% D LIMITS
% Bromofluorobenzene	0.461	0.447	0.010	3.0	50
% 1,2-dichlorobenzene-d4	0.919	0.931	0.010	-1.3	50

(*) Recommended RRF not met. (#) Maximum %D not met.

FORM VII VOA

Evaluate Continuing Calibration Report

Data Path : H:\V2017\CHEM18\04APR\042517\
Data File : 0425M32.D
Acq On : 25 Apr 2017 8:42 pm
Operator :
Client ID : CCAL 50
Lab ID : VOA-50 PPB STD. VOA40X II 04/25 AS
ALS Vial : 1 Sample Multiplier: 1

Quant Time: Apr 26 09:54:09 2017
Quant Method : H:\V2017\CHEM18\Methods\VT-M0421.M
Quant Title : VOA Standards for 5 point calibration
QLast Update : Fri Apr 21 13:57:31 2017
Response via : Initial Calibration

Note: Curves (l,lf,q,qf) display calculated concentration.
Min. RRF : 0.000 Min. Rel. Area : 50% Max. R.T. Dev 0.20min
Max. RRF Dev : 30% Max. Rel. Area : 200%

		Compound	AvgRF	CCRF	%Dev	Area%	
1	INT	Pentafluorobenzene	1.000	1.000	0.0	104	
2	T	Dichlorodifluoromethane	0.462	0.604	-30.7#		
3	T	Chloromethane	0.678	0.837	-23.5		
4	T	Vinyl Chloride	0.553	0.687	-24.2		
5	T	Bromomethane	0.253	0.313	-23.7		
6	T	Chloroethane	0.280	0.339	-21.1		
7	T	Trichlorofluoromethane	0.641	0.805	-25.6		
8	T	1,1-Dichloroethene	0.385	0.384	0.3		
9	T	Trichlorotrifluoroethane	0.352	0.368	-4.5		
10	T	Carbon Disulfide	1.067	1.083	-1.5		
12	T	Methylene Chloride	0.407	0.332	18.4		
13	T	Acetone	0.123	0.109	11.4		
14	T	Trans-1,2-Dichloroethene	0.411	0.395	3.9		
16	T	Methyl t-Butyl Ether (MTBE)	0.836	0.861	-3.0		
17	T	1,1-Dichloroethane	0.836	0.821	1.8		
18	T	Acrylonitrile	0.122	0.111	9.0		
19	T	Cis-1,2-Dichloroethene	0.445	0.421	5.4		
20	T	2,2-Dichloropropane	0.599	0.572	4.5		
21	T	Bromochloromethane	0.184	0.170	7.6		
23	T	Chloroform	0.660	0.607	8.0		
24	T	Carbon Tetrachloride	0.425	0.433	-1.9		
25	T	Tetrahydrofuran (THF)	0.089	0.082	7.9		
26	T	1,1,1-Trichloroethane	0.621	0.583	6.1		
27	SURR	% Dibromofluoromethane	0.092	0.090	2.2		
28	T	Methyl Ethyl Ketone	0.151	0.123	18.5		
29	INT	1,4-Difluorobenzene	1.000	1.000	0.0	101	
30	T	1,1-Dichloropropene	0.397	0.379	4.5		
31	T	Benzene	1.051	1.015	3.4		
32	T	1,2-Dichloroethane	0.355	0.343	3.4		
34	T	Trichloroethene	0.324	0.313	3.4		
35	T	Dibromomethane	0.136	0.131	3.7		
36	T	1,2-dichloropropane	0.294	0.288	2.0		
37	T	Bromodichloromethane	0.317	0.314	0.9		
38	T	cis-1,3-Dichloropropene	0.417	0.424	-1.7		
39	T	Toluene	0.663	0.664	-0.2		
40	SURR	% Toluene-d8	1.276	1.313	-2.9		
41	T	4-Methyl-2-Pentanone	0.234	0.232	0.9		
42	T	Tetrachloroethene	0.292	0.294	-0.7		
43	T	trans-1,3-Dichloropropene	0.316	0.308	2.5		
44	T	1,1,2-Trichloroethane	0.201	0.186	7.5		
45	INT	Chlorobenzene-d5	1.000	1.000	0.0	102	
46	T	Dibromochloromethane	0.226	0.221	2.2		
47	T	1,3-Dichloropropane	0.334	0.304	9.0		
48	T	1,2-Dibromoethane	0.193	0.178	7.8		
49	T	2-Hexanone	0.199	0.179	10.1		
50	T	Chlorobenzene	0.756	0.718	5.0		
51	T	Ethylbenzene	0.395	0.374	5.3		
52	T	1,1,1,2-Tetrachloroethane	0.231	0.217	6.1		
53	T	m&p-Xylene	0.490	0.453	7.6		

Evaluate Continuing Calibration Report

Data Path : H:\V2017\CHEM18\04APR\042517\
Data File : 0425M32.D
Acq On : 25 Apr 2017 8:42 pm
Operator :
Client ID : CCAL 50
Lab ID : VOA-50 PPB STD. VOA40X II 04/25 AS
ALS Vial : 1 Sample Multiplier: 1

Quant Time: Apr 26 09:54:09 2017
Quant Method : H:\V2017\CHEM18\Methods\VT-M0421.M
Quant Title : VOA Standards for 5 point calibration
QLast Update : Fri Apr 21 13:57:31 2017
Response via : Initial Calibration

Note: Curves (l,lf,q,qf) display calculated concentration.
Min. RRF : 0.000 Min. Rel. Area : 50% Max. R.T. Dev 0.20min
Max. RRF Dev : 30% Max. Rel. Area : 200%

		Compound	AvgRF	CCRF	%Dev	Area%	
54	T	o-Xylene	0.519	0.502	3.3		
55	T	Styrene	0.800	0.727	9.1		
56	T	Bromoform	0.117	0.109	6.8		
57	SURR	% Bromofluorobenzene	0.461	0.447	3.0		
58	INT	1,4-Dichlorobenzene-d4	1.000	1.000	0.0	100	
59	SURR	% 1,2-dichlorobenzene-d4	0.919	0.931	-1.3		
60	T	Isopropylbenzene	0.843	0.847	-0.5		
61	T	Bromobenzene	0.710	0.702	1.1		
62	T	n-Propylbenzene	0.802	0.784	2.2		
63	T	1,1,2,2-Tetrachloroethane	0.403	0.387	4.0		
64	T	2-Chlorotoluene	0.676	0.653	3.4		
65	T	1,3,5-Trimethylbenzene	2.207	2.152	2.5		
66	T	1,2,3-Trichloropropane	0.340	0.311	8.5		
67	T	trans-1,4-Dichloro-2-butene	0.105	0.105	0.0		
68	T	4-Chlorotoluene	0.669	0.631	5.7		
69	T	tert-Butylbenzene	2.203	2.237	-1.5		
70	T	1,2,4-Trimethylbenzene	2.201	2.133	3.1		
71	T	sec-Butylbenzene	2.912	2.835	2.6		
72	T	p-Isopropyltoluene	2.721	2.652	2.5		
73	T	1,3-Dichlorobenzene	1.310	1.229	6.2		
74	T	1,4-Dichlorobenzene	1.196	1.151	3.8		
75	T	2-Isopropyltoluene	2.409	2.520	-4.6		
76	T	n-Butylbenzene	2.264	2.233	1.4		
77	T	1,2-Dichlorobenzene	1.101	1.086	1.4		
78	T	1,2-Dibromo-3-Chloropropane	0.091	0.090	1.1		
79	T	Hexachlorobutadiene	0.523	0.512	2.1		
80	T	1,2,4-Trichlorobenzene	0.806	0.706	12.4		
81	T	Naphthalene	1.706	1.627	4.6		
82	T	1,2,3-Trichlorobenzene	0.768	0.735	4.3		
83	INT	1,4-Dioxane d8	1.000	1.000	0.0	98	

(#)=Out of Range l=linear, lf=liner(0,0), q=quadratic, qf=quadratic(0,0)
Laboratory Warning Limits Out = 0

Quantitation Report (QT Reviewed)

Data Path : H:\V2017\CHEM18\04APR\042517\
Data File : 0425M32.D
Acq On : 25 Apr 2017 8:42 pm
Operator :
Client ID : CCAL 50
Lab ID : VOA-50 PPB STD. VOA40X II 04/25 AS
ALS Vial : 1 Sample Multiplier: 1

Quant Time: Apr 26 09:54:09 2017
Quant Method : H:\V2017\CHEM18\Methods\VT-M0421.M
Quant Title : VOA Standards for 5 point calibration
QLast Update : Fri Apr 21 13:57:31 2017
Response via : Initial Calibration

Compound	R.T.	QIon	Response	Conc	Units	Dev(Min)
Internal Standards						
1) Pentafluorobenzene	3.484	168	255492	50.000	ug/l	0.00
29) 1,4-Difluorobenzene	3.824	114	343436	50.000	ug/l	0.00
45) Chlorobenzene-d5	5.932	117	358216	50.000	ug/l	0.00
58) 1,4-Dichlorobenzene-d4	7.988	152	162573	50.000	ug/l	0.00
83) 1,4-Dioxane d8	4.300	96	8524	500.000	ug/l	0.00
System Monitoring Compounds						
27) % Dibromofluoromethane	3.218	192	22960	49.090	ug/l	0.00
Spiked Amount 50.000	Range 70 - 130		Recovery = 98.18%			
40) % Toluene-d8	4.750	98	451066	51.468	ug/l	0.00
Spiked Amount 50.000	Range 70 - 130		Recovery = 102.94%			
57) % Bromofluorobenzene	6.968	95	160296	48.535	ug/l	0.00
Spiked Amount 50.000	Range 70 - 130		Recovery = 97.08%			
59) % 1,2-dichlorobenzene-d4	8.390	152	151301	50.644	ug/l	0.00
Spiked Amount 50.000	Range 70 - 130		Recovery = 101.28%			
Target Compounds						Qvalue
2) Dichlorodifluoromethane	1.167	85	154301	65.334	ug/l	100
3) Chloromethane	1.293	50	213946	61.777	ug/l	96
4) Vinyl Chloride	1.335	62	175587	62.129	ug/l	97
5) Bromomethane	1.518	94	80012	61.832	ug/l	96
6) Chloroethane	1.586	64	86656	60.626	ug/l	100
7) Trichlorofluoromethane	1.659	101	205666	62.837	ug/l	99
8) 1,1-Dichloroethene	1.936	96	98057	49.877	ug/l	89
9) Trichlorotrifluoroethane	1.947	151	94031	52.352	ug/l	96
10) Carbon Disulfide	1.962	76	276780	50.764	ug/l	99
12) Methylene Chloride	2.245	84	84798	40.794	ug/l	95
13) Acetone	2.276	43	27842	44.123	ug/l	87
14) Trans-1,2-Dichloroethene	2.329	96	101017	48.127	ug/l	94
16) Methyl t-Butyl Ether (...	2.381	73	219888	51.480	ug/l	97
17) 1,1-Dichloroethane	2.663	63	209793	49.112	ug/l	97
18) Acrylonitrile	2.700	53	28374	45.565	ug/l	97
19) Cis-1,2-Dichloroethene	2.961	96	107475	47.283	ug/l	89
20) 2,2-Dichloropropane	3.024	77	146175	47.755	ug/l	95
21) Bromochloromethane	3.076	128	43481	46.274	ug/l	96
23) Chloroform	3.108	83	155010	45.988	ug/l	91
24) Carbon Tetrachloride	3.197	117	110603	50.956	ug/l	98
25) Tetrahydrofuran (THF)	3.218	42	52290	115.018	ug/l	91
26) 1,1,1-Trichloroethane	3.239	97	148903	46.892	ug/l	98
28) Methyl Ethyl Ketone	3.296	43	31393	40.812	ug/l	99
30) 1,1-Dichloropropene	3.307	75	130021	47.656	ug/l	97
31) Benzene	3.458	78	348522	48.268	ug/l	98
32) 1,2-Dichloroethane	3.584	62	117938	48.378	ug/l	94
34) Trichloroethene	3.809	130	107622	48.322	ug/l	99
35) Dibromomethane	4.086	93	44860	47.899	ug/l	94
36) 1,2-dichloropropane	4.154	63	98738	48.865	ug/l	99
37) Bromodichloromethane	4.185	83	107799	49.499	ug/l	98
38) cis-1,3-Dichloropropene	4.619	75	145631	50.815	ug/l	99
39) Toluene	4.787	92	228121	50.060	ug/l	100
41) 4-Methyl-2-Pentanone	5.064	43	79798	49.635	ug/l	97
42) Tetrachloroethene	5.069	164	100800	50.285	ug/l	99
43) trans-1,3-Dichloropropene	5.090	75	105935	48.882	ug/l	100
44) 1,1,2-Trichloroethane	5.210	97	63749	46.106	ug/l	97
46) Dibromochloromethane	5.346	129	79081	48.869	ug/l	100

Quantitation Report (QT Reviewed)

Data Path : H:\V2017\CHEM18\04APR\042517\
Data File : 0425M32.D
Acq On : 25 Apr 2017 8:42 pm
Operator :
Client ID : CCAL 50
Lab ID : VOA-50 PPB STD. VOA40X II 04/25 AS
ALS Vial : 1 Sample Multiplier: 1

Quant Time: Apr 26 09:54:09 2017
Quant Method : H:\V2017\CHEM18\Methods\VT-M0421.M
Quant Title : VOA Standards for 5 point calibration
QLast Update : Fri Apr 21 13:57:31 2017
Response via : Initial Calibration

	Compound	R.T.	QIon	Response	Conc	Units	Dev(Min)
47)	1,3-Dichloropropane	5.425	76	108939	45.495	ug/l	100
48)	1,2-Dibromoethane	5.535	107	63656	46.029	ug/l	98
49)	2-Hexanone	5.707	43	64159	45.065	ug/l	88
50)	Chlorobenzene	5.948	112	257279	47.493	ug/l	97
51)	Ethylbenzene	5.969	106	134010	47.314	ug/l	93
52)	1,1,1,2-Tetrachloroethane	6.000	131	77784	47.076	ug/l	98
53)	m&p-Xylene	6.089	106	324746	92.425	ug/l	92
54)	o-Xylene	6.450	106	179689	48.354	ug/l	92
55)	Styrene	6.497	104	260293	45.418	ug/l	92
56)	Bromoform	6.518	173	39120	46.626	ug/l	96
60)	Isopropylbenzene	6.722	120	137740	50.248	ug/l	94
61)	Bromobenzene	7.057	156	114195	49.488	ug/l	98
62)	n-Propylbenzene	7.088	120	127526	48.922	ug/l	98
63)	1,1,2,2-Tetrachloroethane	7.156	83	62942	47.977	ug/l	99
64)	2-Chlorotoluene	7.224	126	106100	48.272	ug/l	94
65)	1,3,5-Trimethylbenzene	7.271	105	349881	48.766	ug/l	96
66)	1,2,3-Trichloropropane	7.276	75	50493	45.671	ug/l	88
67)	trans-1,4-Dichloro-2-b...	7.318	75	85481	249.238	ug/l	85
68)	4-Chlorotoluene	7.376	126	102656	47.162	ug/l	94
69)	tert-Butylbenzene	7.554	119	363598	50.757	ug/l	97
70)	1,2,4-Trimethylbenzene	7.627	105	346829	48.465	ug/l	97
71)	sec-Butylbenzene	7.721	105	460835	48.669	ug/l	99
72)	p-Isopropyltoluene	7.862	119	431176	48.727	ug/l	97
73)	1,3-Dichlorobenzene	7.920	146	199793	46.908	ug/l	99
74)	1,4-Dichlorobenzene	8.003	146	187076	48.120	ug/l	99
75)	2-Isopropyltoluene	8.098	119	409605	52.296	ug/l	98
76)	n-Butylbenzene	8.260	91	363039	49.311	ug/l	100
77)	1,2-Dichlorobenzene	8.401	146	176512	49.325	ug/l	99
78)	1,2-Dibromo-3-Chloropr...	9.191	155	14689	49.493	ug/l	95
79)	Hexachlorobutadiene	9.808	225	83157	48.899	ug/l	99
80)	1,2,4-Trichlorobenzene	9.823	180	114724	43.800	ug/l	99
81)	Naphthalene	10.106	128	264502	47.677	ug/l	96
82)	1,2,3-Trichlorobenzene	10.258	180	119429	47.815	ug/l	100

(#)out of range (m)manual integration reviewed by analyst (+)signals summed

Quantitation Report (QT Reviewed)

Data Path : H:\V2017\CHEM18\04APR\042517\
Data File : 0425M32.D
Acq On : 25 Apr 2017 8:42 pm
Operator :
Client ID : CCAL 50
Lab ID : VOA-50 PPB STD, VOA40X II 04/25 AS
ALS Vial : 1 Sample Multiplier: 1

Quant Time: Apr 26 09:54:09 2017
Quant Method : H:\V2017\CHEM18\Methods\VT-M0421.M
Quant Title : VOA Standards for 5 point calibration
QLast Update : Fri Apr 21 13:57:31 2017
Response via : Initial Calibration

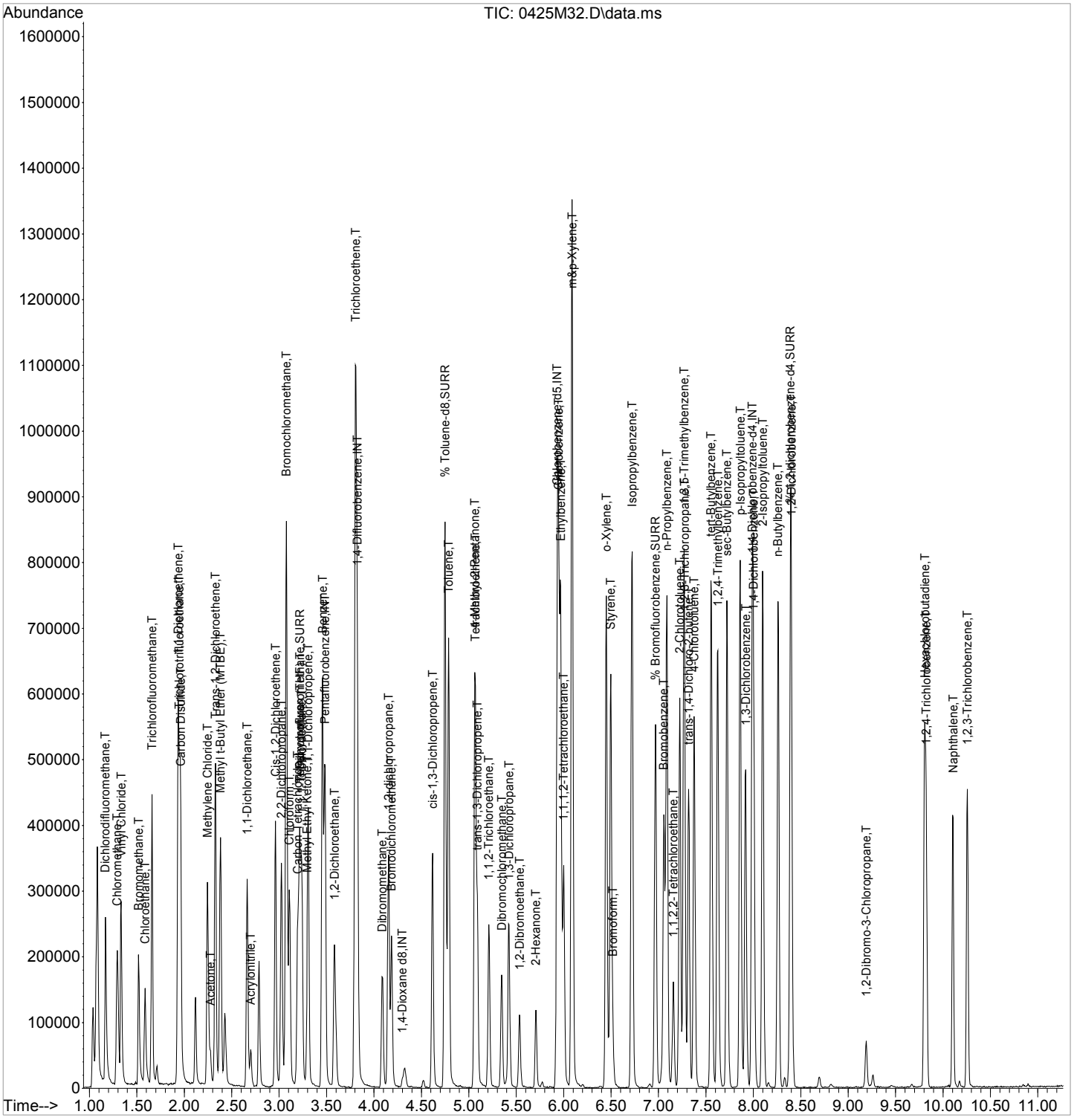

7A
VOLATILE CONTINUING CALIBRATION CHECK

Lab Name: Phoenix Environmental Labs Client:

Lab Code: Phoenix Case No.: SAS No.: SDG No.: GBY06958

Instrument: CHEM18 Calibration Date: 04/26/17 Time: 09:15

Lab File Id: 0426M02.D Init. Calib. Date(s): 04/21/17 04/21/17

Heated Purge (Y/N): Y Init. Calib. Times: 11:02 13:38

GC Column: rtx-vms Method File: VT-M0421.M

COMPOUND		RRF	RRF50	RRF MIN	%D	% D LIMITS
Pentafluorobenzene	(IS Area/Area%)	246253	245801	n.a.	99.8	50-200
1,4-Difluorobenzene	(IS Area/Area%)	341424	337403	n.a.	98.8	50-200
Chlorobenzene-d5	(IS Area/Area%)	351399	346634	n.a.	98.6	50-200
1,4-Dichlorobenzene-d4	(IS Area/Area%)	162859	159112	n.a.	97.7	50-200
1,4-Dioxane d8	(IS Area/Area%)	8657	8033	n.a.	92.8	n.a.
Dichlorodifluoromethane		0.462	0.543	0.100	-17.5	20 (60)
Chloromethane		0.678	0.790	0.100	-16.5	20 (60)
Vinyl Chloride		0.553	0.648	0.100	-17.2	20 (40)
Bromomethane		0.253	0.283	0.100	-11.9	20 (60)
Chloroethane		0.280	0.320	0.100	-14.3	20 (40)
Trichlorofluoromethane		0.641	0.746	0.100	-16.4	20 (40)
1,1-Dichloroethene		0.385	0.439	0.100	-14.0	20 (40)
Trichlorotrifluoroethane		0.352	0.353	0.050	-0.3	20 (40)
Carbon Disulfide		1.067	1.145	0.100	-7.3	20 (40)
Methylene Chloride		0.407	0.387	0.100	4.9	20 (40)
Acetone		0.123	0.117	0.100	4.9	20 (60)
Trans-1,2-Dichloroethene		0.411	0.440	0.100	-7.1	20 (40)
Methyl t-Butyl Ether (MTBE)		0.836	0.883	0.100	-5.6	20 (40)
1,1-Dichloroethane		0.836	0.936	0.200	-12.0	20 (40)
Acrylonitrile		0.122	0.119	0.050	2.5	20 (40)
Cis-1,2-Dichloroethene		0.445	0.491	0.100	-10.3	20 (40)
2,2-Dichloropropane		0.599	0.644	0.050	-7.5	20 (40)
Bromochloromethane		0.184	0.194	0.050	-5.4	20 (40)
Chloroform		0.660	0.695	0.200	-5.3	20 (40)
Carbon Tetrachloride		0.425	0.506	0.100	-19.1	20 (40)
Tetrahydrofuran (THF)		0.089	0.085	0.050	4.5	20 (40)
1,1,1-Trichloroethane		0.621	0.689	0.100	-11.0	20 (40)
Methyl Ethyl Ketone		0.151	0.140	0.100	7.3	20 (60)
1,1-Dichloropropene		0.397	0.417	0.050	-5.0	20 (40)
Benzene		1.051	1.126	0.500	-7.1	20 (40)
1,2-Dichloroethane		0.355	0.385	0.100	-8.5	20 (40)
Trichloroethene		0.324	0.347	0.200	-7.1	20 (40)
Dibromomethane		0.136	0.152	0.050	-11.8	20 (40)
1,2-dichloropropane		0.294	0.315	0.100	-7.1	20 (40)
Bromodichloromethane		0.317	0.356	0.200	-12.3	20 (40)
cis-1,3-Dichloropropene		0.417	0.472	0.200	-13.2	20 (40)

(*) Recommended RRF not met (+) %D exceeds criteria % (#) %D exceeds (maximum) criteria
%D: 10% of target compounds are allowed to be above criteria %, but must be less than the (maximum) %D

FORM VII VOA

7B
VOLATILE CONTINUING CALIBRATION CHECK

Lab Name: Phoenix Environmental Labs Client:

Lab Code: Phoenix Case No.: SAS No.: SDG No.: GBY06958

Instrument: CHEM18 Calibration Date: 04/26/17 Time: 09:15

Lab File Id: 0426M02.D Init. Calib. Date(s): 04/21/17 04/21/17

Heated Purge (Y/N): Y Init. Calib. Times: 11:02 13:38

GC Column: rtx-vms Method File: VT-M0421.M

COMPOUND	RRF	RRF50	RRF MIN	%D	% D LIMITS
Toluene	0.663	0.739	0.400	-11.5	20 (40)
4-Methyl-2-Pentanone	0.234	0.253	0.100	-8.1	20 (60)
Tetrachloroethene	0.292	0.318	0.200	-8.9	20 (40)
trans-1,3-Dichloropropene	0.316	0.361	0.100	-14.2	20 (40)
1,1,2-Trichloroethane	0.201	0.216	0.100	-7.5	20 (40)
Dibromochloromethane	0.226	0.263	0.100	-16.4	20 (40)
1,3-Dichloropropane	0.334	0.344	0.050	-3.0	20 (40)
1,2-Dibromoethane	0.193	0.212	0.100	-9.8	20 (40)
2-Hexanone	0.199	0.193	0.100	3.0	20 (60)
Chlorobenzene	0.756	0.803	0.500	-6.2	20 (40)
Ethylbenzene	0.395	0.412	0.100	-4.3	20 (40)
1,1,1,2-Tetrachloroethane	0.231	0.258	0.050	-11.7	20 (40)
m&p-Xylene	0.490	0.502	0.100	-2.4	20 (40)
o-Xylene	0.519	0.558	0.300	-7.5	20 (40)
Styrene	0.800	0.811	0.300	-1.4	20 (40)
Bromoform	0.117	0.134	0.100	-14.5	20 (40)
Isopropylbenzene	0.843	0.929	0.100	-10.2	20 (40)
Bromobenzene	0.710	0.804	0.050	-13.2	20 (40)
n-Propylbenzene	0.802	0.864	0.050	-7.7	20 (40)
1,1,2,2-Tetrachloroethane	0.403	0.428	0.300	-6.2	20 (40)
2-Chlorotoluene	0.676	0.735	0.050	-8.7	20 (40)
1,3,5-Trimethylbenzene	2.207	2.367	0.050	-7.2	20 (40)
1,2,3-Trichloropropane	0.340	0.338	0.050	0.6	20 (40)
trans-1,4-Dichloro-2-butene	0.105	0.111	0.050	-5.7	20 (40)
4-Chlorotoluene	0.669	0.709	0.050	-6.0	20 (40)
tert-Butylbenzene	2.203	2.405	0.050	-9.2	20 (40)
1,2,4-Trimethylbenzene	2.201	2.387	0.050	-8.5	20 (40)
sec-Butylbenzene	2.912	3.069	0.050	-5.4	20 (40)
p-Isopropyltoluene	2.721	2.933	0.050	-7.8	20 (40)
1,3-Dichlorobenzene	1.310	1.382	0.600	-5.5	20 (40)
1,4-Dichlorobenzene	1.196	1.279	0.500	-6.9	20 (40)
2-Isopropyltoluene	2.409	2.450	0.050	-1.7	20 (40)
n-Butylbenzene	2.264	2.476	0.050	-9.4	20 (40)
1,2-Dichlorobenzene	1.101	1.200	0.400	-9.0	20 (40)
1,2-Dibromo-3-Chloropropane	0.091	0.106	0.050	-16.5	20 (40)
Hexachlorobutadiene	0.523	0.585	0.050	-11.9	20 (40)

(*) Recommended RRF not met (+) %D exceeds criteria % (#) %D exceeds (maximum) criteria
%D: 10% of target compounds are allowed to be above criteria %, but must be less than the (maximum) %D

FORM VII VOA

7B
VOLATILE CONTINUING CALIBRATION CHECK

Lab Name: Phoenix Environmental Labs Client:

Lab Code: Phoenix Case No.: SAS No.: SDG No.: GBY06958

Instrument: CHEM18 Calibration Date: 04/26/17 Time: 09:15

Lab File Id: 0426M02.D Init. Calib. Date(s): 04/21/17 04/21/17

Heated Purge (Y/N): Y Init. Calib. Times: 11:02 13:38

GC Column: rtx-vms Method File: VT-M0421.M

COMPOUND	RRF	RRF50	RRF MIN	%D	% D LIMITS
1,2,4-Trichlorobenzene	0.806	0.791	0.200	1.9	20 (40)
Naphthalene	1.706	1.785	0.050	-4.6	20 (40)
1,2,3-Trichlorobenzene	0.768	0.821	0.050	-6.9	20 (40)
% Dibromofluoromethane	0.092	0.092	0.050	0.0	20 (40)
% Toluene-d8	1.276	1.317	0.050	-3.2	20 (40)
% Bromofluorobenzene	0.461	0.457	0.050	0.9	20 (40)
% 1,2-dichlorobenzene-d4	0.919	0.940	0.050	-2.3	20 (40)

(*) Recommended RRF not met (+) %D exceeds criteria % (#) %D exceeds (maximum) criteria
%D: 10% of target compounds are allowed to be above criteria %, but must be less than the (maximum) %D

FORM VII VOA

Evaluate Continuing Calibration Report

Data Path : H:\V2017\CHEM18\04APR\042617\
Data File : 0426M02.D
Acq On : 26 Apr 2017 9:15 am
Operator :
Client ID : BFB TUNE - CCAL 50
Lab ID : VOA-50 PPB STD. VOA41i I 04/26 AO - VOA-50 PPB STD. VOA41i I 04/26 AO
ALS Vial : 1 Sample Multiplier: 1

Quant Time: Apr 26 09:30:03 2017
Quant Method : H:\V2017\CHEM18\METHODS\VT-M0421.M
Quant Title : VOA Standards for 5 point calibration
QLast Update : Fri Apr 21 13:57:31 2017
Response via : Initial Calibration

Note: Curves (l,lf,q,qf) display calculated concentration.
Min. RRF : 0.000 Min. Rel. Area : 50% Max. R.T. Dev 0.20min
Max. RRF Dev : 30% Max. Rel. Area : 200%

		Compound	AvgRF	CCRF	%Dev	Area%
1	INT	Pentafluorobenzene	1.000	1.000	0.0	100
2	T	Dichlorodifluoromethane	0.462	0.543	-17.5	
3	T	Chloromethane	0.678	0.790	-16.5	
4	T	Vinyl Chloride	0.553	0.648	-17.2	
5	T	Bromomethane	0.253	0.283	-11.9	
6	T	Chloroethane	0.280	0.320	-14.3	
7	T	Trichlorofluoromethane	0.641	0.746	-16.4	
8	T	1,1-Dichloroethene	0.385	0.439	-14.0	
9	T	Trichlorotrifluoroethane	0.352	0.353	-0.3	
10	T	Carbon Disulfide	1.067	1.145	-7.3	
12	T	Methylene Chloride	0.407	0.387	4.9	
13	T	Acetone	0.123	0.117	4.9	
14	T	Trans-1,2-Dichloroethene	0.411	0.440	-7.1	
16	T	Methyl t-Butyl Ether (MTBE)	0.836	0.883	-5.6	
17	T	1,1-Dichloroethane	0.836	0.936	-12.0	
18	T	Acrylonitrile	0.122	0.119	2.5	
19	T	Cis-1,2-Dichloroethene	0.445	0.491	-10.3	
20	T	2,2-Dichloropropane	0.599	0.644	-7.5	
21	T	Bromochloromethane	0.184	0.194	-5.4	
23	T	Chloroform	0.660	0.695	-5.3	
24	T	Carbon Tetrachloride	0.425	0.506	-19.1	
25	T	Tetrahydrofuran (THF)	0.089	0.085	4.5	
26	T	1,1,1-Trichloroethane	0.621	0.689	-11.0	
27	SURR	% Dibromofluoromethane	0.092	0.092	0.0	
28	T	Methyl Ethyl Ketone	0.151	0.140	7.3	
29	INT	1,4-Difluorobenzene	1.000	1.000	0.0	99
30	T	1,1-Dichloropropene	0.397	0.417	-5.0	
31	T	Benzene	1.051	1.126	-7.1	
32	T	1,2-Dichloroethane	0.355	0.385	-8.5	
34	T	Trichloroethene	0.324	0.347	-7.1	
35	T	Dibromomethane	0.136	0.152	-11.8	
36	T	1,2-dichloropropane	0.294	0.315	-7.1	
37	T	Bromodichloromethane	0.317	0.356	-12.3	
38	T	cis-1,3-Dichloropropene	0.417	0.472	-13.2	
39	T	Toluene	0.663	0.739	-11.5	
40	SURR	% Toluene-d8	1.276	1.317	-3.2	
41	T	4-Methyl-2-Pentanone	0.234	0.253	-8.1	
42	T	Tetrachloroethene	0.292	0.318	-8.9	
43	T	trans-1,3-Dichloropropene	0.316	0.361	-14.2	
44	T	1,1,2-Trichloroethane	0.201	0.216	-7.5	
45	INT	Chlorobenzene-d5	1.000	1.000	0.0	99
46	T	Dibromochloromethane	0.226	0.263	-16.4	
47	T	1,3-Dichloropropane	0.334	0.344	-3.0	
48	T	1,2-Dibromoethane	0.193	0.212	-9.8	
49	T	2-Hexanone	0.199	0.193	3.0	
50	T	Chlorobenzene	0.756	0.803	-6.2	
51	T	Ethylbenzene	0.395	0.412	-4.3	
52	T	1,1,1,2-Tetrachloroethane	0.231	0.258	-11.7	
53	T	m&p-Xylene	0.490	0.502	-2.4	

Evaluate Continuing Calibration Report

Data Path : H:\V2017\CHEM18\04APR\042617\
Data File : 0426M02.D
Acq On : 26 Apr 2017 9:15 am
Operator :
Client ID : BFB TUNE - CCAL 50
Lab ID : VOA-50 PPB STD. VOA41i I 04/26 AO - VOA-50 PPB STD. VOA41i I 04/26 AO
ALS Vial : 1 Sample Multiplier: 1

Quant Time: Apr 26 09:30:03 2017
Quant Method : H:\V2017\CHEM18\METHODS\VT-M0421.M
Quant Title : VOA Standards for 5 point calibration
QLast Update : Fri Apr 21 13:57:31 2017
Response via : Initial Calibration

Note: Curves (l,lf,q,qf) display calculated concentration.
Min. RRF : 0.000 Min. Rel. Area : 50% Max. R.T. Dev 0.20min
Max. RRF Dev : 30% Max. Rel. Area : 200%

		Compound	AvgRF	CCRF	%Dev	Area%	
54	T	o-Xylene	0.519	0.558	-7.5		
55	T	Styrene	0.800	0.811	-1.4		
56	T	Bromoform	0.117	0.134	-14.5		
57	SURR	% Bromofluorobenzene	0.461	0.457	0.9		
58	INT	1,4-Dichlorobenzene-d4	1.000	1.000	0.0	98	
59	SURR	% 1,2-dichlorobenzene-d4	0.919	0.940	-2.3		
60	T	Isopropylbenzene	0.843	0.929	-10.2		
61	T	Bromobenzene	0.710	0.804	-13.2		
62	T	n-Propylbenzene	0.802	0.864	-7.7		
63	T	1,1,2,2-Tetrachloroethane	0.403	0.428	-6.2		
64	T	2-Chlorotoluene	0.676	0.735	-8.7		
65	T	1,3,5-Trimethylbenzene	2.207	2.367	-7.2		
66	T	1,2,3-Trichloropropane	0.340	0.338	0.6		
67	T	trans-1,4-Dichloro-2-butene	0.105	0.111	-5.7		
68	T	4-Chlorotoluene	0.669	0.709	-6.0		
69	T	tert-Butylbenzene	2.203	2.405	-9.2		
70	T	1,2,4-Trimethylbenzene	2.201	2.387	-8.5		
71	T	sec-Butylbenzene	2.912	3.069	-5.4		
72	T	p-Isopropyltoluene	2.721	2.933	-7.8		
73	T	1,3-Dichlorobenzene	1.310	1.382	-5.5		
74	T	1,4-Dichlorobenzene	1.196	1.279	-6.9		
75	T	2-Isopropyltoluene	2.409	2.450	-1.7		
76	T	n-Butylbenzene	2.264	2.476	-9.4		
77	T	1,2-Dichlorobenzene	1.101	1.200	-9.0		
78	T	1,2-Dibromo-3-Chloropropane	0.091	0.106	-16.5		
79	T	Hexachlorobutadiene	0.523	0.585	-11.9		
80	T	1,2,4-Trichlorobenzene	0.806	0.791	1.9		
81	T	Naphthalene	1.706	1.785	-4.6		
82	T	1,2,3-Trichlorobenzene	0.768	0.821	-6.9		
83	INT	1,4-Dioxane d8	1.000	1.000	0.0	93	

(#)=Out of Range l=linear, lf=liner(0,0), q=quadratic, qf=quadratic(0,0)
Laboratory Warning Limits Out = 0

Quantitation Report (Not Reviewed)

Data Path : H:\V2017\CHEM18\04APR\042617\
Data File : 0426M02.D
Acq On : 26 Apr 2017 9:15 am
Operator :
Client ID : BFB TUNE - CCAL 50
Lab ID : VOA-50 PPB STD. VOA41i I 04/26 AO - VOA-50 PPB STD. VOA41i I 04/26 AO
ALS Vial : 1 Sample Multiplier: 1

Quant Time: Apr 26 09:30:03 2017
Quant Method : H:\V2017\CHEM18\METHODS\VT-M0421.M
Quant Title : VOA Standards for 5 point calibration
QLast Update : Fri Apr 21 13:57:31 2017
Response via : Initial Calibration

Compound	R.T.	QIon	Response	Conc	Units	Dev(Min)
Internal Standards						
1) Pentafluorobenzene	3.485	168	245801	50.000	ug/l	0.00
29) 1,4-Difluorobenzene	3.825	114	337403	50.000	ug/l	0.00
45) Chlorobenzene-d5	5.932	117	346634	50.000	ug/l	0.00
58) 1,4-Dichlorobenzene-d4	7.988	152	159112	50.000	ug/l	0.00
83) 1,4-Dioxane d8	4.306	96	8033	500.000	ug/l	0.00
System Monitoring Compounds						
27) % Dibromofluoromethane	3.218	192	22573	50.166	ug/l	0.00
Spiked Amount 50.000	Range 70 - 130		Recovery = 100.34%			
40) % Toluene-d8	4.750	98	444243	51.596	ug/l	0.00
Spiked Amount 50.000	Range 70 - 130		Recovery = 103.20%			
57) % Bromofluorobenzene	6.968	95	158443	49.577	ug/l	0.00
Spiked Amount 50.000	Range 70 - 130		Recovery = 99.16%			
59) % 1,2-dichlorobenzene-d4	8.391	152	149507	51.132	ug/l	0.00
Spiked Amount 50.000	Range 70 - 130		Recovery = 102.26%			
Target Compounds						Qvalue
2) Dichlorodifluoromethane	1.168	85	133465	58.740	ug/l	99
3) Chloromethane	1.293	50	194091	58.253	ug/l	99
4) Vinyl Chloride	1.335	62	159157	58.536	ug/l	96
5) Bromomethane	1.518	94	69519	55.841	ug/l	99
6) Chloroethane	1.586	64	78666	57.206	ug/l	100
7) Trichlorofluoromethane	1.659	101	183403	58.245	ug/l	100
8) 1,1-Dichloroethene	1.936	96	107963	57.080	ug/l	89
9) Trichlorotrifluoroethane	1.947	151	86823	50.245	ug/l	97
10) Carbon Disulfide	1.963	76	281412	53.648	ug/l	100
12) Methylene Chloride	2.245	84	95115	47.561	ug/l	95
13) Acetone	2.276	43	28652	47.196	ug/l	88
14) Trans-1,2-Dichloroethene	2.329	96	108081	53.523	ug/l	92
16) Methyl t-Butyl Ether (...	2.381	73	217122	52.837	ug/l	97
17) 1,1-Dichloroethane	2.663	63	230014	55.969	ug/l	99
18) Acrylonitrile	2.700	53	29193	48.728	ug/l	97
19) Cis-1,2-Dichloroethene	2.962	96	120583	55.142	ug/l	91
20) 2,2-Dichloropropane	3.024	77	158302	53.756	ug/l	96
21) Bromochloromethane	3.077	128	47600	52.655	ug/l	87
23) Chloroform	3.108	83	170869	52.692	ug/l	100
24) Carbon Tetrachloride	3.197	117	124300	59.525	ug/l	99
25) Tetrahydrofuran (THF)	3.218	42	52520	120.079	ug/l	91
26) 1,1,1-Trichloroethane	3.239	97	169363	55.438	ug/l	99
28) Methyl Ethyl Ketone	3.296	43	34390	46.471	ug/l	94
30) 1,1-Dichloropropene	3.307	75	140779	52.522	ug/l	99
31) Benzene	3.458	78	379932	53.559	ug/l	100
32) 1,2-Dichloroethane	3.584	62	129740	54.171	ug/l	93
34) Trichloroethene	3.809	130	117189	53.559	ug/l	98
35) Dibromomethane	4.086	93	51169	55.613	ug/l	96
36) 1,2-dichloropropane	4.154	63	106155	53.475	ug/l	98
37) Bromodichloromethane	4.185	83	120063	56.116	ug/l	98
38) cis-1,3-Dichloropropene	4.620	75	159331	56.590	ug/l	99
39) Toluene	4.787	92	249426	55.714	ug/l	100
41) 4-Methyl-2-Pentanone	5.064	43	85274	53.990	ug/l	95
42) Tetrachloroethene	5.069	164	107131	54.399	ug/l	99
43) trans-1,3-Dichloropropene	5.090	75	121747	57.183	ug/l	99
44) 1,1,2-Trichloroethane	5.211	97	72939	53.696	ug/l	92
46) Dibromochloromethane	5.347	129	91223	58.256	ug/l	98

Data Path : H:\V2017\CHEM18\04APR\042617\
Data File : 0426M02.D
Acq On : 26 Apr 2017 9:15 am
Operator :
Client ID : BFB TUNE - CCAL 50
Lab ID : VOA-50 PPB STD. VOA41i I 04/26 AO - VOA-50 PPB STD. VOA41i I 04/26 AO
ALS Vial : 1 Sample Multiplier: 1

Quant Time: Apr 26 09:30:03 2017
Quant Method : H:\V2017\CHEM18\METHODS\VT-M0421.M
Quant Title : VOA Standards for 5 point calibration
QLast Update : Fri Apr 21 13:57:31 2017
Response via : Initial Calibration

Compound	R.T.	QIon	Response	Conc Units	Dev(Min)
47) 1,3-Dichloropropane	5.425	76	119188	51.438 ug/l	99
48) 1,2-Dibromoethane	5.535	107	73424	54.866 ug/l	96
49) 2-Hexanone	5.707	43	66730	48.437 ug/l	93
50) Chlorobenzene	5.948	112	278260	53.082 ug/l	98
51) Ethylbenzene	5.969	106	142788	52.098 ug/l	89
52) 1,1,1,2-Tetrachloroethane	6.000	131	89354	55.885 ug/l	95
53) m&p-Xylene	6.089	106	348007	102.355 ug/l	92
54) o-Xylene	6.450	106	193300	53.755 ug/l	91
55) Styrene	6.497	104	281036	50.675 ug/l	92
56) Bromoform	6.518	173	46297	57.023 ug/l	97
60) Isopropylbenzene	6.722	120	147764	55.077 ug/l	96
61) Bromobenzene	7.057	156	128000	56.677 ug/l	96
62) n-Propylbenzene	7.088	120	137445	53.874 ug/l	98
63) 1,1,2,2-Tetrachloroethane	7.156	83	68156	53.082 ug/l	99
64) 2-Chlorotoluene	7.224	126	116875	54.331 ug/l	99
65) 1,3,5-Trimethylbenzene	7.271	105	376550	53.625 ug/l	96
66) 1,2,3-Trichloropropane	7.277	75	53857	49.774 ug/l	85
67) trans-1,4-Dichloro-2-b...	7.318	75	88304	263.070 ug/l	86
68) 4-Chlorotoluene	7.376	126	112886	52.989 ug/l	97
69) tert-Butylbenzene	7.559	119	382743	54.591 ug/l	96
70) 1,2,4-Trimethylbenzene	7.622	105	379722	54.216 ug/l	97
71) sec-Butylbenzene	7.721	105	488256	52.686 ug/l	100
72) p-Isopropyltoluene	7.862	119	466654	53.883 ug/l	97
73) 1,3-Dichlorobenzene	7.920	146	219972	52.769 ug/l	99
74) 1,4-Dichlorobenzene	8.004	146	203538	53.493 ug/l	99
75) 2-Isopropyltoluene	8.098	119	389830	50.854 ug/l	98
76) n-Butylbenzene	8.260	91	394030	54.685 ug/l	100
77) 1,2-Dichlorobenzene	8.401	146	191003	54.536 ug/l	98
78) 1,2-Dibromo-3-Chloropr...	9.191	155	16829	57.937 ug/l	93
79) Hexachlorobutadiene	9.808	225	93130	55.955 ug/l	98
80) 1,2,4-Trichlorobenzene	9.824	180	125850	49.092 ug/l	99
81) Naphthalene	10.106	128	284012	52.307 ug/l	97
82) 1,2,3-Trichlorobenzene	10.258	180	130563	53.409 ug/l	99

(#)out of range (m)manual integration reviewed by analyst (+)signals summed

Quantitation Report (Not Reviewed)

Data Path : H:\V2017\CHEM18\04APR\042617\
Data File : 0426M02.D
Acq On : 26 Apr 2017 9:15 am
Operator :
Client ID : BFB TUNE - CCAL 50
Lab ID : VOA-50 PPB STD. VOA41i I 04/26 AO - VOA-50 PPB STD. VOA41i I 04/26 AO
ALS Vial : 1 Sample Multiplier: 1

Quant Time: Apr 26 09:30:03 2017
Quant Method : H:\V2017\CHEM18\METHODS\VT-M0421.M
Quant Title : VOA Standards for 5 point calibration
QLast Update : Fri Apr 21 13:57:31 2017
Response via : Initial Calibration

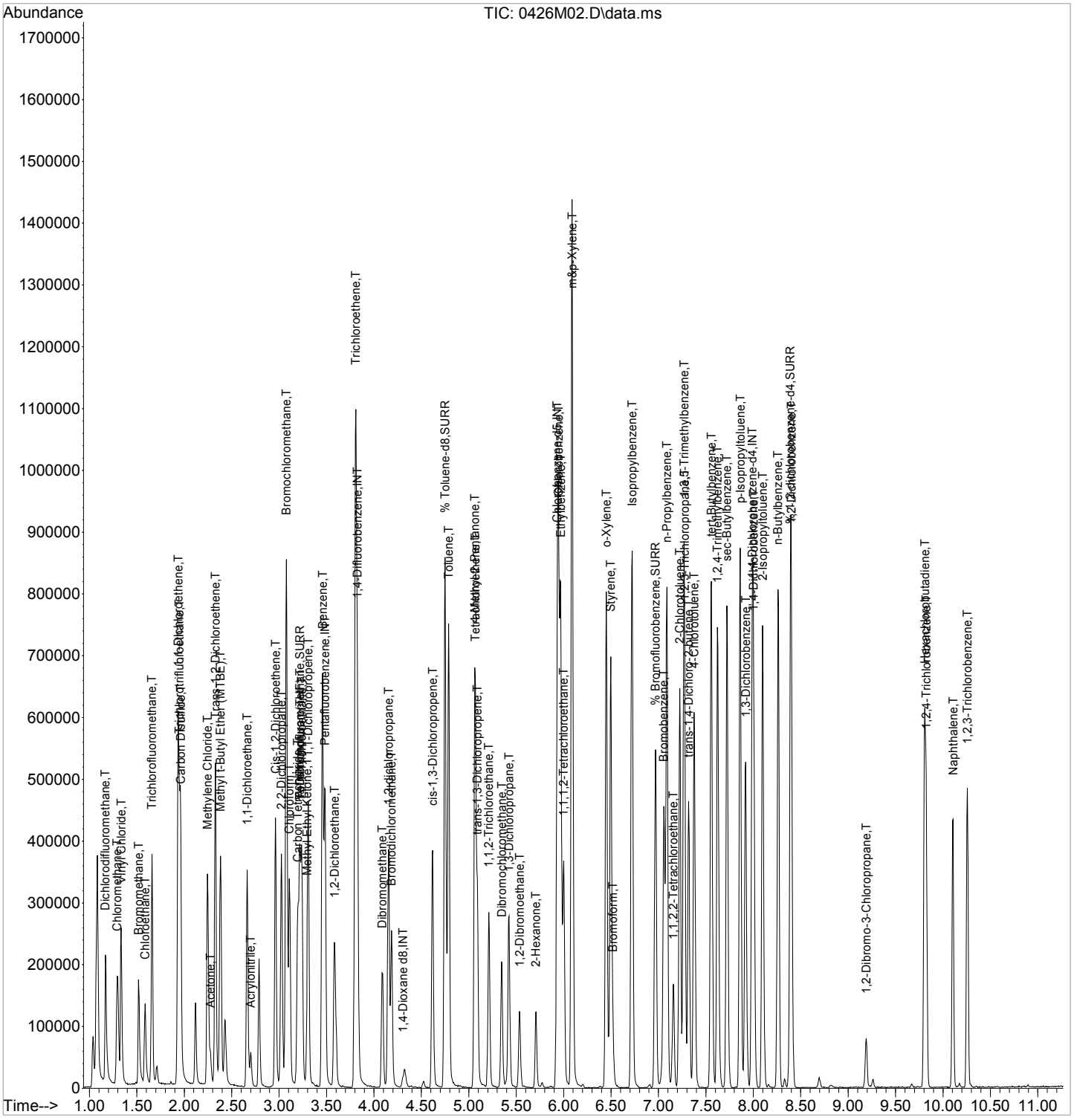

7A
VOLATILE CONTINUING CALIBRATION CHECK

Lab Name: Phoenix Environmental Labs Client:

Lab Code: Phoenix Case No.: SAS No.: SDG No.: GBY06958

Instrument: CHEM18 Calibration Date: 04/26/17 Time: 19:31

Lab File Id: 0426M29.D Init. Calib. Date(s): 04/21/17 04/21/17

Heated Purge (Y/N): Y Init. Calib. Times: 11:02 13:38

GC Column: rtx-vms Method File: VT-M0421.M

COMPOUND	RRF	RRF50	RRF MIN	%D	% D LIMITS
Dichlorodifluoromethane	0.462	0.510	0.010	-10.4	50
Chloromethane	0.678	0.771	0.010	-13.7	50
Vinyl Chloride	0.553	0.620	0.010	-12.1	50
Bromomethane	0.253	0.276	0.010	-9.1	50
Chloroethane	0.280	0.305	0.010	-8.9	50
Trichlorofluoromethane	0.641	0.720	0.010	-12.3	50
1,1-Dichloroethene	0.385	0.430	0.010	-11.7	50
Trichlorotrifluoroethane	0.352	0.340	0.010	3.4	50
Carbon Disulfide	1.067	1.096	0.010	-2.7	50
Methylene Chloride	0.407	0.366	0.010	10.1	50
Acetone	0.123	0.116	0.010	5.7	50
Trans-1,2-Dichloroethene	0.411	0.429	0.010	-4.4	50
Methyl t-Butyl Ether (MTBE)	0.836	0.886	0.010	-6.0	50
1,1-Dichloroethane	0.836	0.926	0.010	-10.8	50
Acrylonitrile	0.122	0.115	0.010	5.7	50
Cis-1,2-Dichloroethene	0.445	0.470	0.010	-5.6	50
2,2-Dichloropropane	0.599	0.606	0.010	-1.2	50
Bromochloromethane	0.184	0.186	0.010	-1.1	50
Chloroform	0.660	0.683	0.010	-3.5	50
Carbon Tetrachloride	0.425	0.462	0.010	-8.7	50
Tetrahydrofuran (THF)	0.089	0.082	0.010	7.9	50
1,1,1-Trichloroethane	0.621	0.664	0.010	-6.9	50
Methyl Ethyl Ketone	0.151	0.133	0.010	11.9	50
1,1-Dichloropropene	0.397	0.414	0.010	-4.3	50
Benzene	1.051	1.094	0.010	-4.1	50
1,2-Dichloroethane	0.355	0.394	0.010	-11.0	50
Trichloroethene	0.324	0.351	0.010	-8.3	50
Dibromomethane	0.136	0.147	0.010	-8.1	50
1,2-dichloropropane	0.294	0.320	0.010	-8.8	50
Bromodichloromethane	0.317	0.346	0.010	-9.1	50
cis-1,3-Dichloropropene	0.417	0.458	0.010	-9.8	50
Toluene	0.663	0.711	0.010	-7.2	50
4-Methyl-2-Pentanone	0.234	0.251	0.010	-7.3	50
Tetrachloroethene	0.292	0.310	0.010	-6.2	50
trans-1,3-Dichloropropene	0.316	0.336	0.010	-6.3	50
1,1,2-Trichloroethane	0.201	0.211	0.010	-5.0	50

(*) Recommended RRF not met. (#) Maximum %D not met.

7B
VOLATILE CONTINUING CALIBRATION CHECK

Lab Name: Phoenix Environmental Labs Client:

Lab Code: Phoenix Case No.: SAS No.: SDG No.: GBY06958

Instrument: CHEM18 Calibration Date: 04/26/17 Time: 19:31

Lab File Id: 0426M29.D Init. Calib. Date(s): 04/21/17 04/21/17

Heated Purge (Y/N): Y Init. Calib. Times: 11:02 13:38

GC Column: rtx-vms Method File: VT-M0421.M

COMPOUND	RRF	RRF50	RRF MIN	%D	% D LIMITS
Dibromochloromethane	0.226	0.249	0.010	-10.2	50
1,3-Dichloropropane	0.334	0.340	0.010	-1.8	50
1,2-Dibromoethane	0.193	0.203	0.010	-5.2	50
2-Hexanone	0.199	0.192	0.010	3.5	50
Chlorobenzene	0.756	0.765	0.010	-1.2	50
Ethylbenzene	0.395	0.401	0.010	-1.5	50
1,1,1,2-Tetrachloroethane	0.231	0.243	0.010	-5.2	50
m&p-Xylene	0.490	0.483	0.010	1.4	50
o-Xylene	0.519	0.539	0.010	-3.9	50
Styrene	0.800	0.766	0.010	4.3	50
Bromoform	0.117	0.125	0.010	-6.8	50
Isopropylbenzene	0.843	0.854	0.010	-1.3	50
Bromobenzene	0.710	0.733	0.010	-3.2	50
n-Propylbenzene	0.802	0.793	0.010	1.1	50
1,1,2,2-Tetrachloroethane	0.403	0.397	0.010	1.5	50
2-Chlorotoluene	0.676	0.667	0.010	1.3	50
1,3,5-Trimethylbenzene	2.207	2.189	0.010	0.8	50
1,2,3-Trichloropropane	0.340	0.335	0.010	1.5	50
trans-1,4-Dichloro-2-butene	0.105	0.095	0.010	9.5	50
4-Chlorotoluene	0.669	0.632	0.010	5.5	50
tert-Butylbenzene	2.203	2.280	0.010	-3.5	50
1,2,4-Trimethylbenzene	2.201	2.163	0.010	1.7	50
sec-Butylbenzene	2.912	2.867	0.010	1.5	50
p-Isopropyltoluene	2.721	2.684	0.010	1.4	50
1,3-Dichlorobenzene	1.310	1.219	0.010	6.9	50
1,4-Dichlorobenzene	1.196	1.134	0.010	5.2	50
2-Isopropyltoluene	2.409	2.301	0.010	4.5	50
n-Butylbenzene	2.264	2.198	0.010	2.9	50
1,2-Dichlorobenzene	1.101	1.110	0.010	-0.8	50
1,2-Dibromo-3-Chloropropane	0.091	0.103	0.010	-13.2	50
Hexachlorobutadiene	0.523	0.511	0.010	2.3	50
1,2,4-Trichlorobenzene	0.806	0.655	0.010	18.7	50
Naphthalene	1.706	1.730	0.010	-1.4	50
1,2,3-Trichlorobenzene	0.768	0.695	0.010	9.5	50
% Dibromofluoromethane	0.092	0.089	0.010	3.3	50
% Toluene-d8	1.276	1.331	0.010	-4.3	50

(*) Recommended RRF not met. (#) Maximum %D not met.

FORM VII VOA

7B
VOLATILE CONTINUING CALIBRATION CHECK

Lab Name: Phoenix Environmental Labs Client:

Lab Code: Phoenix Case No.: SAS No.: SDG No.: GBY06958

Instrument: CHEM18 Calibration Date: 04/26/17 Time: 19:31

Lab File Id: 0426M29.D Init. Calib. Date(s): 04/21/17 04/21/17

Heated Purge (Y/N): Y Init. Calib. Times: 11:02 13:38

GC Column: rtx-vms Method File: VT-M0421.M

COMPOUND	RRF	RRF50	RRF MIN	%D	% D LIMITS
% Bromofluorobenzene	0.461	0.463	0.010	-0.4	50
% 1,2-dichlorobenzene-d4	0.919	0.925	0.010	-0.7	50

(*) Recommended RRF not met. (#) Maximum %D not met.

FORM VII VOA

Evaluate Continuing Calibration Report

Data Path : H:\V2017\CHEM18\04APR\042617\
Data File : 0426M29.D
Acq On : 26 Apr 2017 7:31 pm
Operator :
Client ID : CCAL 50
Lab ID : VOA-50 PPB STD. VOA41i I 04/26 E
ALS Vial : 1 Sample Multiplier: 1

Quant Time: Apr 27 10:01:32 2017
Quant Method : H:\V2017\CHEM18\Methods\VT-M0421.M
Quant Title : VOA Standards for 5 point calibration
QLast Update : Fri Apr 21 13:57:31 2017
Response via : Initial Calibration

Note: Curves (l,lf,q,qf) display calculated concentration.
Min. RRF : 0.000 Min. Rel. Area : 50% Max. R.T. Dev 0.20min
Max. RRF Dev : 30% Max. Rel. Area : 200%

		Compound	AvgRF	CCRF	%Dev	Area%
1	INT	Pentafluorobenzene	1.000	1.000	0.0	98
2	T	Dichlorodifluoromethane	0.462	0.510	-10.4	
3	T	Chloromethane	0.678	0.771	-13.7	
4	T	Vinyl Chloride	0.553	0.620	-12.1	
5	T	Bromomethane	0.253	0.276	-9.1	
6	T	Chloroethane	0.280	0.305	-8.9	
7	T	Trichlorofluoromethane	0.641	0.720	-12.3	
8	T	1,1-Dichloroethene	0.385	0.430	-11.7	
9	T	Trichlorotrifluoroethane	0.352	0.340	3.4	
10	T	Carbon Disulfide	1.067	1.096	-2.7	
12	T	Methylene Chloride	0.407	0.366	10.1	
13	T	Acetone	0.123	0.116	5.7	
14	T	Trans-1,2-Dichloroethene	0.411	0.429	-4.4	
16	T	Methyl t-Butyl Ether (MTBE)	0.836	0.886	-6.0	
17	T	1,1-Dichloroethane	0.836	0.926	-10.8	
18	T	Acrylonitrile	0.122	0.115	5.7	
19	T	Cis-1,2-Dichloroethene	0.445	0.470	-5.6	
20	T	2,2-Dichloropropane	0.599	0.606	-1.2	
21	T	Bromochloromethane	0.184	0.186	-1.1	
23	T	Chloroform	0.660	0.683	-3.5	
24	T	Carbon Tetrachloride	0.425	0.462	-8.7	
25	T	Tetrahydrofuran (THF)	0.089	0.082	7.9	
26	T	1,1,1-Trichloroethane	0.621	0.664	-6.9	
27	SURR	% Dibromofluoromethane	0.092	0.089	3.3	
28	T	Methyl Ethyl Ketone	0.151	0.133	11.9	
29	INT	1,4-Difluorobenzene	1.000	1.000	0.0	96
30	T	1,1-Dichloropropene	0.397	0.414	-4.3	
31	T	Benzene	1.051	1.094	-4.1	
32	T	1,2-Dichloroethane	0.355	0.394	-11.0	
34	T	Trichloroethene	0.324	0.351	-8.3	
35	T	Dibromomethane	0.136	0.147	-8.1	
36	T	1,2-dichloropropane	0.294	0.320	-8.8	
37	T	Bromodichloromethane	0.317	0.346	-9.1	
38	T	cis-1,3-Dichloropropene	0.417	0.458	-9.8	
39	T	Toluene	0.663	0.711	-7.2	
40	SURR	% Toluene-d8	1.276	1.331	-4.3	
41	T	4-Methyl-2-Pentanone	0.234	0.251	-7.3	
42	T	Tetrachloroethene	0.292	0.310	-6.2	
43	T	trans-1,3-Dichloropropene	0.316	0.336	-6.3	
44	T	1,1,2-Trichloroethane	0.201	0.211	-5.0	
45	INT	Chlorobenzene-d5	1.000	1.000	0.0	97
46	T	Dibromochloromethane	0.226	0.249	-10.2	
47	T	1,3-Dichloropropane	0.334	0.340	-1.8	
48	T	1,2-Dibromoethane	0.193	0.203	-5.2	
49	T	2-Hexanone	0.199	0.192	3.5	
50	T	Chlorobenzene	0.756	0.765	-1.2	
51	T	Ethylbenzene	0.395	0.401	-1.5	
52	T	1,1,1,2-Tetrachloroethane	0.231	0.243	-5.2	
53	T	m&p-Xylene	0.490	0.483	1.4	

Evaluate Continuing Calibration Report

Data Path : H:\V2017\CHEM18\04APR\042617\
Data File : 0426M29.D
Acq On : 26 Apr 2017 7:31 pm
Operator :
Client ID : CCAL 50
Lab ID : VOA-50 PPB STD. VOA41i I 04/26 E
ALS Vial : 1 Sample Multiplier: 1

Quant Time: Apr 27 10:01:32 2017
Quant Method : H:\V2017\CHEM18\Methods\VT-M0421.M
Quant Title : VOA Standards for 5 point calibration
QLast Update : Fri Apr 21 13:57:31 2017
Response via : Initial Calibration

Note: Curves (l,lf,q,qf) display calculated concentration.
Min. RRF : 0.000 Min. Rel. Area : 50% Max. R.T. Dev 0.20min
Max. RRF Dev : 30% Max. Rel. Area : 200%

		Compound	AvgRF	CCRF	%Dev	Area%	
54	T	o-Xylene	0.519	0.539	-3.9		
55	T	Styrene	0.800	0.766	4.3		
56	T	Bromoform	0.117	0.125	-6.8		
57	SURR	% Bromofluorobenzene	0.461	0.463	-0.4		
58	INT	1,4-Dichlorobenzene-d4	1.000	1.000	0.0	99	
59	SURR	% 1,2-dichlorobenzene-d4	0.919	0.925	-0.7		
60	T	Isopropylbenzene	0.843	0.854	-1.3		
61	T	Bromobenzene	0.710	0.733	-3.2		
62	T	n-Propylbenzene	0.802	0.793	1.1		
63	T	1,1,2,2-Tetrachloroethane	0.403	0.397	1.5		
64	T	2-Chlorotoluene	0.676	0.667	1.3		
65	T	1,3,5-Trimethylbenzene	2.207	2.189	0.8		
66	T	1,2,3-Trichloropropane	0.340	0.335	1.5		
67	T	trans-1,4-Dichloro-2-butene	0.105	0.095	9.5		
68	T	4-Chlorotoluene	0.669	0.632	5.5		
69	T	tert-Butylbenzene	2.203	2.280	-3.5		
70	T	1,2,4-Trimethylbenzene	2.201	2.163	1.7		
71	T	sec-Butylbenzene	2.912	2.867	1.5		
72	T	p-Isopropyltoluene	2.721	2.684	1.4		
73	T	1,3-Dichlorobenzene	1.310	1.219	6.9		
74	T	1,4-Dichlorobenzene	1.196	1.134	5.2		
75	T	2-Isopropyltoluene	2.409	2.301	4.5		
76	T	n-Butylbenzene	2.264	2.198	2.9		
77	T	1,2-Dichlorobenzene	1.101	1.110	-0.8		
78	T	1,2-Dibromo-3-Chloropropane	0.091	0.103	-13.2		
79	T	Hexachlorobutadiene	0.523	0.511	2.3		
80	T	1,2,4-Trichlorobenzene	0.806	0.655	18.7		
81	T	Naphthalene	1.706	1.730	-1.4		
82	T	1,2,3-Trichlorobenzene	0.768	0.695	9.5		
83	INT	1,4-Dioxane d8	1.000	1.000	0.0	92	

(#)=Out of Range l=linear, lf=liner(0,0), q=quadratic, qf=quadratic(0,0)
Laboratory Warning Limits Out = 0

Quantitation Report (QT Reviewed)

Data Path : H:\V2017\CHEM18\04APR\042617\
Data File : 0426M29.D
Acq On : 26 Apr 2017 7:31 pm
Operator :
Client ID : CCAL 50
Lab ID : VOA-50 PPB STD. VOA41i I 04/26 E
ALS Vial : 1 Sample Multiplier: 1

Quant Time: Apr 27 10:01:32 2017
Quant Method : H:\V2017\CHEM18\Methods\VT-M0421.M
Quant Title : VOA Standards for 5 point calibration
QLast Update : Fri Apr 21 13:57:31 2017
Response via : Initial Calibration

Compound	R.T.	QIon	Response	Conc	Units	Dev(Min)
Internal Standards						
1) Pentafluorobenzene	3.485	168	241279	50.000	ug/l	0.00
29) 1,4-Difluorobenzene	3.825	114	326630	50.000	ug/l	0.00
45) Chlorobenzene-d5	5.938	117	341224	50.000	ug/l	0.00
58) 1,4-Dichlorobenzene-d4	7.988	152	161920	50.000	ug/l	0.00
83) 1,4-Dioxane d8	4.306	96	7922	500.000	ug/l	0.00
System Monitoring Compounds						
27) % Dibromofluoromethane	3.223	192	21512	48.704	ug/l	0.00
Spiked Amount 50.000	Range 70 - 130		Recovery = 97.40%			
40) % Toluene-d8	4.750	98	434704	52.153	ug/l	0.00
Spiked Amount 50.000	Range 70 - 130		Recovery = 104.30%			
57) % Bromofluorobenzene	6.968	95	158065	50.243	ug/l	0.00
Spiked Amount 50.000	Range 70 - 130		Recovery = 100.48%			
59) % 1,2-dichlorobenzene-d4	8.391	152	149820	50.351	ug/l	0.00
Spiked Amount 50.000	Range 70 - 130		Recovery = 100.70%			
Target Compounds						Qvalue
2) Dichlorodifluoromethane	1.173	85	122987	55.143	ug/l	99
3) Chloromethane	1.293	50	185933	56.851	ug/l	95
4) Vinyl Chloride	1.335	62	149544	56.031	ug/l	98
5) Bromomethane	1.518	94	66594	54.494	ug/l	99
6) Chloroethane	1.586	64	73584	54.513	ug/l	99
7) Trichlorofluoromethane	1.659	101	173818	56.235	ug/l	100
8) 1,1-Dichloroethene	1.936	96	103740	55.876	ug/l	89
9) Trichlorotrifluoroethane	1.952	151	82116	48.412	ug/l	97
10) Carbon Disulfide	1.963	76	264494	51.368	ug/l	100
12) Methylene Chloride	2.245	84	88346	45.004	ug/l	94
13) Acetone	2.276	43	28074	47.111	ug/l	89
14) Trans-1,2-Dichloroethene	2.329	96	103490	52.210	ug/l	92
16) Methyl t-Butyl Ether (...	2.381	73	213707	52.981	ug/l	99
17) 1,1-Dichloroethane	2.663	63	223430	55.386	ug/l	98
18) Acrylonitrile	2.700	53	27776	47.232	ug/l	96
19) Cis-1,2-Dichloroethene	2.962	96	113471	52.862	ug/l	89
20) 2,2-Dichloropropane	3.024	77	146120	50.550	ug/l	95
21) Bromochloromethane	3.077	128	44884	50.581	ug/l	93
23) Chloroform	3.108	83	164708	51.744	ug/l	92
24) Carbon Tetrachloride	3.197	117	111435	54.364	ug/l	100
25) Tetrahydrofuran (THF)	3.218	42	49347	114.939	ug/l	91
26) 1,1,1-Trichloroethane	3.239	97	160299	53.455	ug/l	99
28) Methyl Ethyl Ketone	3.296	43	32200	44.327	ug/l	97
30) 1,1-Dichloropropene	3.307	75	135207	52.107	ug/l	97
31) Benzene	3.458	78	357215	52.018	ug/l	99
32) 1,2-Dichloroethane	3.584	62	128845	55.572	ug/l	92
34) Trichloroethene	3.809	130	114659	54.131	ug/l	98
35) Dibromomethane	4.086	93	48106	54.008	ug/l	96
36) 1,2-dichloropropane	4.154	63	104425	54.339	ug/l	99
37) Bromodichloromethane	4.185	83	113045	54.578	ug/l	98
38) cis-1,3-Dichloropropene	4.620	75	149571	54.876	ug/l	98
39) Toluene	4.787	92	232126	53.560	ug/l	98
41) 4-Methyl-2-Pentanone	5.064	43	81909	53.570	ug/l	94
42) Tetrachloroethene	5.069	164	101333	53.152	ug/l	97
43) trans-1,3-Dichloropropene	5.090	75	109722	53.235	ug/l	98
44) 1,1,2-Trichloroethane	5.211	97	68866	52.370	ug/l	97
46) Dibromochloromethane	5.347	129	85079	55.194	ug/l	98

Quantitation Report (QT Reviewed)

Data Path : H:\V2017\CHEM18\04APR\042617\
Data File : 0426M29.D
Acq On : 26 Apr 2017 7:31 pm
Operator :
Client ID : CCAL 50
Lab ID : VOA-50 PPB STD. VOA41i I 04/26 E
ALS Vial : 1 Sample Multiplier: 1

Quant Time: Apr 27 10:01:32 2017
Quant Method : H:\V2017\CHEM18\Methods\VT-M0421.M
Quant Title : VOA Standards for 5 point calibration
QLast Update : Fri Apr 21 13:57:31 2017
Response via : Initial Calibration

Compound	R.T.	QIon	Response	Conc Units	Dev(Min)
47) 1,3-Dichloropropane	5.425	76	115901	50.813 ug/l	99
48) 1,2-Dibromoethane	5.535	107	69180	52.514 ug/l	95
49) 2-Hexanone	5.707	43	65399	48.223 ug/l	92
50) Chlorobenzene	5.948	112	261112	50.601 ug/l	97
51) Ethylbenzene	5.969	106	136817	50.711 ug/l	91
52) 1,1,1,2-Tetrachloroethane	6.000	131	82794	52.603 ug/l	96
53) m&p-Xylene	6.089	106	329294	98.387 ug/l	92
54) o-Xylene	6.450	106	184041	51.992 ug/l	91
55) Styrene	6.497	104	261472	47.895 ug/l	91
56) Bromoform	6.518	173	42647	53.361 ug/l	99
60) Isopropylbenzene	6.722	120	138242	50.634 ug/l	89
61) Bromobenzene	7.057	156	118607	51.607 ug/l	97
62) n-Propylbenzene	7.088	120	128330	49.428 ug/l	99
63) 1,1,2,2-Tetrachloroethane	7.156	83	64288	49.201 ug/l	99
64) 2-Chlorotoluene	7.224	126	107992	49.331 ug/l	95
65) 1,3,5-Trimethylbenzene	7.271	105	354459	49.604 ug/l	97
66) 1,2,3-Trichloropropane	7.277	75	54292	49.305 ug/l	88
67) trans-1,4-Dichloro-2-b...	7.318	75	77248	226.141 ug/l	83
68) 4-Chlorotoluene	7.376	126	102388	47.228 ug/l	95
69) tert-Butylbenzene	7.559	119	369211	51.748 ug/l	96
70) 1,2,4-Trimethylbenzene	7.627	105	350157	49.128 ug/l	96
71) sec-Butylbenzene	7.721	105	464176	49.219 ug/l	99
72) p-Isopropyltoluene	7.862	119	434647	49.317 ug/l	97
73) 1,3-Dichlorobenzene	7.920	146	197328	46.516 ug/l	99
74) 1,4-Dichlorobenzene	8.004	146	183592	47.414 ug/l	99
75) 2-Isopropyltoluene	8.098	119	372556	47.758 ug/l	97
76) n-Butylbenzene	8.260	91	355966	48.546 ug/l	99
77) 1,2-Dichlorobenzene	8.401	146	179710	50.422 ug/l	98
78) 1,2-Dibromo-3-Chloropr...	9.191	155	16627	56.249 ug/l	93
79) Hexachlorobutadiene	9.803	225	82688	48.819 ug/l	99
80) 1,2,4-Trichlorobenzene	9.824	180	106125	40.680 ug/l	98
81) Naphthalene	10.106	128	280099	50.692 ug/l	97
82) 1,2,3-Trichlorobenzene	10.258	180	112529	45.234 ug/l	99

(#)out of range (m)manual integration reviewed by analyst (+)signals summed

Quantitation Report (QT Reviewed)

Data Path : H:\V2017\CHEM18\04APR\042617\
Data File : 0426M29.D
Acq On : 26 Apr 2017 7:31 pm
Operator :
Client ID : CCAL 50
Lab ID : VOA-50 PPB STD, VOA41i I 04/26 E
ALS Vial : 1 Sample Multiplier: 1

Quant Time: Apr 27 10:01:32 2017
Quant Method : H:\V2017\CHEM18\Methods\VT-M0421.M
Quant Title : VOA Standards for 5 point calibration
QLast Update : Fri Apr 21 13:57:31 2017
Response via : Initial Calibration

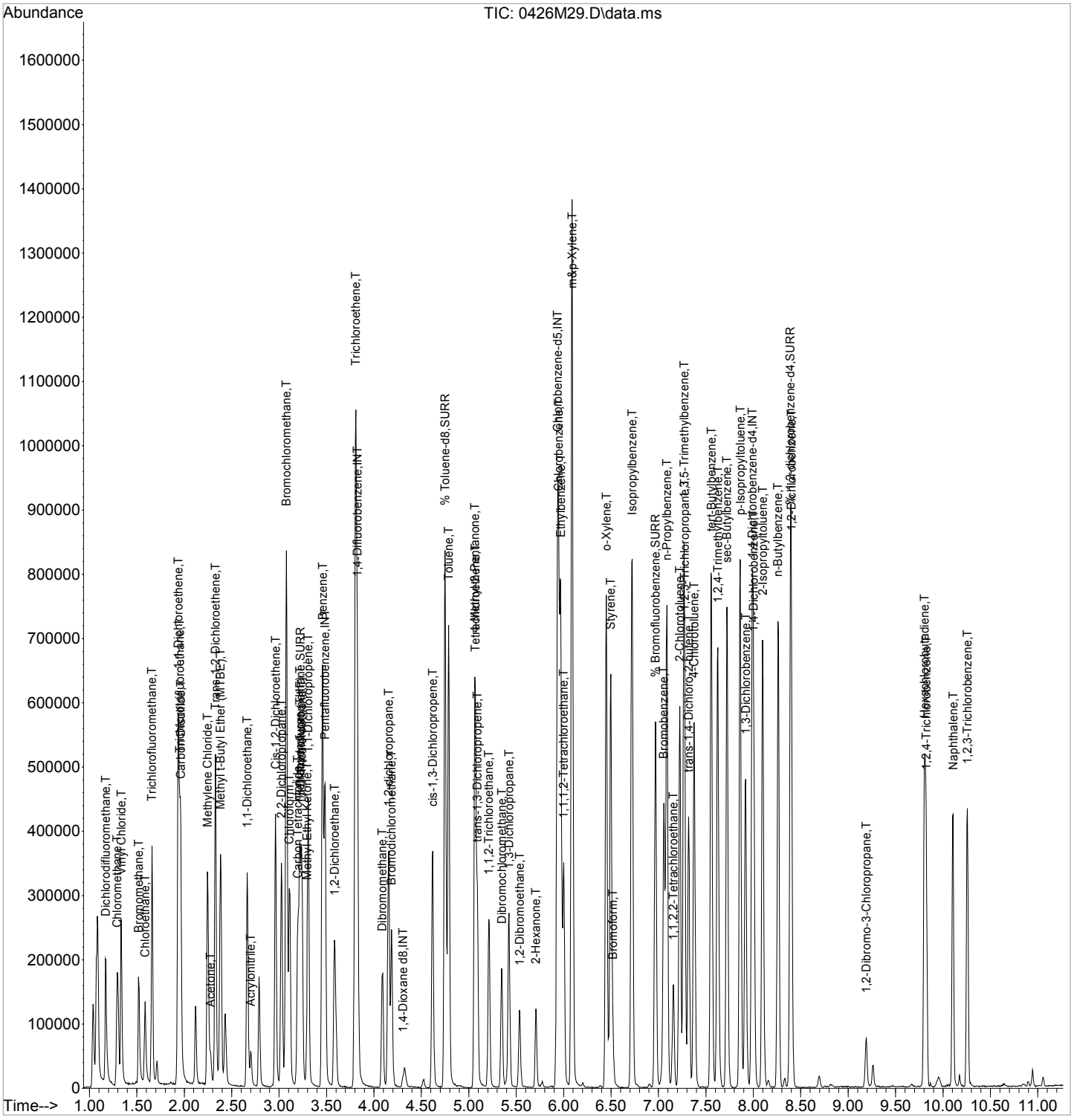

CLIENT ID

VOLATILE ORGANICS ANALYSIS DATA SHEET

BY06962 LCS

Client: NETC Lab: Phoenix Env. Labs

SDG No.: GBY06958 Lab Sample ID: BY06962 LCS

Sample wt/vol: 5 (g/mL) g Lab File ID: 0424M12.D

Level: (low/med/meth): Low Date Received: 04/19/17

% Moisture: n.a. Date Analyzed: 04/24/17

Instrument: CHEM18 Column: rtx-vms Dilution Factor: 1

Purge Volume 5000 (uL) pH: n.a. Soil Aliquot Vol: 5000 (uL)

Matrix: (soil/water) Soil CONCENTRATION UNITS: (ug/L or ug/Kg) ug/Kg

CAS NO.	COMPOUND	CONC.	Q	MDL/LOD	RL/PQL	R
75-71-8	Dichlorodifluoromethane	64		0.50	0.50	r
74-87-3	Chloromethane	58		1.0	1.0	r
75-01-4	Vinyl Chloride	59		0.50	0.50	r
74-83-9	Bromomethane	57		2.0	2.0	r
75-00-3	Chloroethane	58		0.50	0.50	r
75-69-4	Trichlorofluoromethane	56		1.0	1.0	r
75-35-4	1,1-Dichloroethene	53		0.50	0.50	r
76-13-1	Trichlorotrifluoroethane	49		0.50	0.50	r
75-15-0	Carbon Disulfide	54		1.0	1.0	r
75-09-2	Methylene Chloride	43		5.0	5.0	r
67-64-1	Acetone	40		5.0	5.0	r
156-60-5	Trans-1,2-Dichloroethene	50		0.50	0.50	r
1634-04-4	Methyl t-Butyl Ether (MTBE)	50		1.0	1.0	r
75-34-3	1,1-Dichloroethane	52		1.0	1.0	r
107-13-1	Acrylonitrile	42		1.0	1.0	r
156-59-2	Cis-1,2-Dichloroethene	51		0.50	0.50	r
594-20-7	2,2-Dichloropropane	51		0.50	0.50	r
74-97-5	Bromochloromethane	48		0.50	0.50	r
67-66-3	Chloroform	48		0.50	0.50	r
56-23-5	Carbon Tetrachloride	53		1.0	1.0	r
109-99-9	Tetrahydrofuran (THF)	120		2.5	2.5	r
71-55-6	1,1,1-Trichloroethane	51		0.50	0.50	r
78-93-3	Methyl Ethyl Ketone	40		5.0	5.0	r
563-58-6	1,1-Dichloropropene	51		0.50	0.50	r
71-43-2	Benzene	52		0.50	0.50	r
107-06-2	1,2-Dichloroethane	52		0.50	0.50	r
79-01-6	Trichloroethene	52		0.50	0.50	r
74-95-3	Dibromomethane	53		1.0	1.0	r
78-87-5	1,2-dichloropropane	54		1.0	1.0	r
75-27-4	Bromodichloromethane	54		1.0	1.0	r
10061-01-5	cis-1,3-Dichloropropene	54		0.50	0.50	r
108-88-3	Toluene	53		0.50	0.50	r
108-10-1	4-Methyl-2-Pentanone	48		5.0	5.0	r
127-18-4	Tetrachloroethene	52		1.0	1.0	r
10061-02-6	trans-1,3-Dichloropropene	52		0.50	0.50	r
79-00-5	1,1,2-Trichloroethane	52		1.0	1.0	r

FORM I VOA

r=Result Reported U=Not Detected D=Reported Dilution E/J=Estimated Value X=Not Used S=Lab Solvent

CLIENT ID

VOLATILE ORGANICS ANALYSIS DATA SHEET

BY06962 LCS

Client: NETC Lab: Phoenix Env. Labs

SDG No.: GBY06958 Lab Sample ID: BY06962 LCS

Sample wt/vol: 5 (g/mL) g Lab File ID: 0424M12.D

Level: (low/med/meth): Low Date Received: 04/19/17

% Moisture: n.a. Date Analyzed: 04/24/17

Instrument: CHEM18 Column: rtx-vms Dilution Factor: 1

Purge Volume 5000 (uL) pH: n.a. Soil Aliquot Vol: 5000 (uL)

Matrix: (soil/water) Soil CONCENTRATION UNITS: (ug/L or ug/Kg) ug/Kg

CAS NO.	COMPOUND	CONC.	Q	MDL/LOD	RL/PQL	R
124-48-1	Dibromochloromethane	57		1.0	1.0	r
142-28-9	1,3-Dichloropropane	49		1.0	1.0	r
106-93-4	1,2-Dibromoethane	51		0.50	0.50	r
591-78-6	2-Hexanone	41		5.0	5.0	r
108-90-7	Chlorobenzene	50		0.50	0.50	r
100-41-4	Ethylbenzene	50		0.50	0.50	r
630-20-6	1,1,1,2-Tetrachloroethane	51		1.0	1.0	r
179601-23-1	m&p-Xylene	96		1.0	1.0	r
95-47-6	o-Xylene	51		1.0	1.0	r
100-42-5	Styrene	47		0.50	0.50	r
75-25-2	Bromoform	52		1.0	1.0	r
98-82-8	Isopropylbenzene	51		0.50	0.50	r
108-86-1	Bromobenzene	52		0.50	0.50	r
103-65-1	n-Propylbenzene	50		1.0	1.0	r
79-34-5	1,1,2,2-Tetrachloroethane	52		1.0	1.0	r
95-49-8	2-Chlorotoluene	49		1.0	1.0	r
108-67-8	1,3,5-Trimethylbenzene	49		0.50	0.50	r
96-18-4	1,2,3-Trichloropropane	48		0.50	0.50	r
110-57-6	trans-1,4-Dichloro-2-butene	240		2.5	2.5	r
106-43-4	4-Chlorotoluene	47		0.50	0.50	r
98-06-6	tert-Butylbenzene	52		0.50	0.50	r
95-63-6	1,2,4-Trimethylbenzene	49		0.50	0.50	r
135-98-8	sec-Butylbenzene	51		0.50	0.50	r
99-87-6	p-Isopropyltoluene	50		0.50	0.50	r
541-73-1	1,3-Dichlorobenzene	48		0.50	0.50	r
106-46-7	1,4-Dichlorobenzene	48		0.50	0.50	r
527-84-4	2-Isopropyltoluene	49		0.50	0.50	r
104-51-8	n-Butylbenzene	49		0.50	0.50	r
95-50-1	1,2-Dichlorobenzene	50		0.50	0.50	r
96-12-8	1,2-Dibromo-3-Chloropropane	53		1.0	1.0	r
87-68-3	Hexachlorobutadiene	49		0.50	0.50	r
120-82-1	1,2,4-Trichlorobenzene	42		1.0	1.0	r
91-20-3	Naphthalene	49		1.0	1.0	r
87-61-6	1,2,3-Trichlorobenzene	48		1.0	1.0	r

FORM I VOA

r=Result Reported U=Not Detected D=Reported Dilution E/J=Estimated Value X=Not Used S=Lab Solvent

Quantitation Report (QT Reviewed)

Data Path : H:\V2017\CHEM18\04APR\042417\
Data File : 0424M12.D
Acq On : 24 Apr 2017 8:27 pm
Operator :
Client ID : BY06962 LCS
Lab ID : BY06962 LCS
ALS Vial : 1 Sample Multiplier: 1

Quant Time: Apr 24 20:39:35 2017
Quant Method : H:\V2017\CHEM18\METHODS\VT-M0421.M
Quant Title : VOA Standards for 5 point calibration
QLast Update : Fri Apr 21 13:57:31 2017
Response via : Initial Calibration

Compound	R.T.	QIon	Response	Conc	Units	Dev(Min)
Internal Standards						
1) Pentafluorobenzene	3.484	168	261611	50.000	ug/l	0.00
29) 1,4-Difluorobenzene	3.824	114	347264	50.000	ug/l	0.00
45) Chlorobenzene-d5	5.932	117	361726	50.000	ug/l	0.00
58) 1,4-Dichlorobenzene-d4	7.988	152	165843	50.000	ug/l	0.00
83) 1,4-Dioxane d8	4.300	96	8744	500.000	ug/l	0.00
System Monitoring Compounds						
27) % Dibromofluoromethane	3.218	192	22796	47.600	ug/l	0.00
Spiked Amount 50.000	Range 70 - 130		Recovery = 95.20%			
40) % Toluene-d8	4.750	98	456901	51.559	ug/l	0.00
Spiked Amount 50.000	Range 70 - 130		Recovery = 103.12%			
57) % Bromofluorobenzene	6.968	95	164457	49.312	ug/l	0.00
Spiked Amount 50.000	Range 70 - 130		Recovery = 98.62%			
59) % 1,2-dichlorobenzene-d4	8.390	152	154208	50.600	ug/l	0.00
Spiked Amount 50.000	Range 70 - 130		Recovery = 101.20%			
Target Compounds						Qvalue
2) Dichlorodifluoromethane	1.173	85	155365	64.246	ug/l	98
3) Chloromethane	1.293	50	204842	57.765	ug/l	97
4) Vinyl Chloride	1.335	62	170305	58.851	ug/l	99
5) Bromomethane	1.518	94	76169	57.485	ug/l	98
6) Chloroethane	1.586	64	84284	57.587	ug/l	98
7) Trichlorofluoromethane	1.659	101	187432	55.927	ug/l	99
8) 1,1-Dichloroethene	1.936	96	107151	53.227	ug/l	90
9) Trichlorotrifluoroethane	1.947	151	89952	48.910	ug/l	95
10) Carbon Disulfide	1.962	76	300503	53.826	ug/l	99
12) Methylene Chloride	2.245	84	90757	42.639	ug/l	95
13) Acetone	2.276	43	25776	39.893	ug/l	89
14) Trans-1,2-Dichloroethene	2.329	96	107906	50.207	ug/l	96
16) Methyl t-Butyl Ether (...	2.381	73	217789	49.796	ug/l	98
17) 1,1-Dichloroethane	2.663	63	228145	52.159	ug/l	99
18) Acrylonitrile	2.700	53	26931	42.236	ug/l	95
19) Cis-1,2-Dichloroethene	2.961	96	118040	50.717	ug/l	91
20) 2,2-Dichloropropane	3.024	77	160386	51.173	ug/l	94
21) Bromochloromethane	3.077	128	46622	48.456	ug/l	97
23) Chloroform	3.108	83	166716	48.304	ug/l	99
24) Carbon Tetrachloride	3.197	117	117794	53.000	ug/l	97
25) Tetrahydrofuran (THF)	3.218	42	53799	115.569	ug/l	92
26) 1,1,1-Trichloroethane	3.239	97	164529	50.601	ug/l	99
28) Methyl Ethyl Ketone	3.296	43	31329	39.776	ug/l	97
30) 1,1-Dichloropropene	3.307	75	141882	51.430	ug/l	98
31) Benzene	3.458	78	376472	51.564	ug/l	98
32) 1,2-Dichloroethane	3.584	62	127036	51.536	ug/l	94
34) Trichloroethene	3.809	130	116713	51.827	ug/l	98
35) Dibromomethane	4.086	93	50330	53.147	ug/l	97
36) 1,2-dichloropropane	4.154	63	109522	53.605	ug/l	98
37) Bromodichloromethane	4.185	83	117978	53.576	ug/l	100
38) cis-1,3-Dichloropropene	4.614	75	156334	53.949	ug/l	97
39) Toluene	4.787	92	243638	52.876	ug/l	99
41) 4-Methyl-2-Pentanone	5.064	43	77969	47.963	ug/l	96
42) Tetrachloroethene	5.064	164	105044	51.825	ug/l	99
43) trans-1,3-Dichloropropene	5.090	75	114169	52.101	ug/l	99
44) 1,1,2-Trichloroethane	5.210	97	72009	51.506	ug/l	97
46) Dibromochloromethane	5.346	129	92684	56.720	ug/l	97

Quantitation Report (QT Reviewed)

Data Path : H:\V2017\CHEM18\04APR\042417\
Data File : 0424M12.D
Acq On : 24 Apr 2017 8:27 pm
Operator :
Client ID : BY06962 LCS
Lab ID : BY06962 LCS
ALS Vial : 1 Sample Multiplier: 1

Quant Time: Apr 24 20:39:35 2017
Quant Method : H:\V2017\CHEM18\METHODS\VT-M0421.M
Quant Title : VOA Standards for 5 point calibration
QLast Update : Fri Apr 21 13:57:31 2017
Response via : Initial Calibration

Compound	R.T.	QIon	Response	Conc	Units	Dev(Min)
47) 1,3-Dichloropropane	5.425	76	117609	48.639	ug/l	100
48) 1,2-Dibromoethane	5.535	107	71544	51.230	ug/l	100
49) 2-Hexanone	5.707	43	59584	41.445	ug/l	96
50) Chlorobenzene	5.948	112	271012	49.543	ug/l	97
51) Ethylbenzene	5.969	106	143000	49.998	ug/l	96
52) 1,1,1,2-Tetrachloroethane	6.000	131	85511	51.250	ug/l	98
53) m&p-Xylene	6.089	106	340302	95.913	ug/l	93
54) o-Xylene	6.450	106	191847	51.125	ug/l	91
55) Styrene	6.497	104	271342	46.886	ug/l	94
56) Bromoform	6.518	173	44341	52.336	ug/l	99
60) Isopropylbenzene	6.722	120	142469	50.948	ug/l	93
61) Bromobenzene	7.057	156	123553	52.488	ug/l	97
62) n-Propylbenzene	7.088	120	132348	49.770	ug/l	99
63) 1,1,2,2-Tetrachloroethane	7.156	83	70099	52.379	ug/l	98
64) 2-Chlorotoluene	7.224	126	109569	48.867	ug/l	90
65) 1,3,5-Trimethylbenzene	7.271	105	358248	48.948	ug/l	96
66) 1,2,3-Trichloropropane	7.276	75	54122	47.988	ug/l	88
67) trans-1,4-Dichloro-2-b...	7.318	75	85423	244.158	ug/l	86
68) 4-Chlorotoluene	7.376	126	104682	47.144	ug/l	93
69) tert-Butylbenzene	7.554	119	378315	51.770	ug/l	97
70) 1,2,4-Trimethylbenzene	7.622	105	355237	48.662	ug/l	96
71) sec-Butylbenzene	7.721	105	493432	51.084	ug/l	100
72) p-Isopropyltoluene	7.862	119	451669	50.036	ug/l	97
73) 1,3-Dichlorobenzene	7.920	146	207814	47.829	ug/l	100
74) 1,4-Dichlorobenzene	8.003	146	190051	47.921	ug/l	99
75) 2-Isopropyltoluene	8.098	119	390402	48.862	ug/l	98
76) n-Butylbenzene	8.260	91	371181	49.423	ug/l	100
77) 1,2-Dichlorobenzene	8.401	146	184298	50.486	ug/l	98
78) 1,2-Dibromo-3-Chloropr...	9.191	155	15978	52.774	ug/l	89
79) Hexachlorobutadiene	9.803	225	85448	49.255	ug/l	99
80) 1,2,4-Trichlorobenzene	9.824	180	112038	41.931	ug/l	99
81) Naphthalene	10.106	128	279976	49.471	ug/l	97
82) 1,2,3-Trichlorobenzene	10.258	180	122417	48.045	ug/l	98

(#)out of range (m)manual integration reviewed by analyst (+)signals summed

Quantitation Report (QT Reviewed)

Data Path : H:\V2017\CHEM18\04APR\042417\
Data File : 0424M12.D
Acq On : 24 Apr 2017 8:27 pm
Operator :
Client ID : BY06962 LCS
Lab ID : BY06962 LCS
ALS Vial : 1 Sample Multiplier: 1

Quant Time: Apr 24 20:39:35 2017
Quant Method : H:\V2017\CHEM18\METHODS\VT-M0421.M
Quant Title : VOA Standards for 5 point calibration
QLast Update : Fri Apr 21 13:57:31 2017
Response via : Initial Calibration

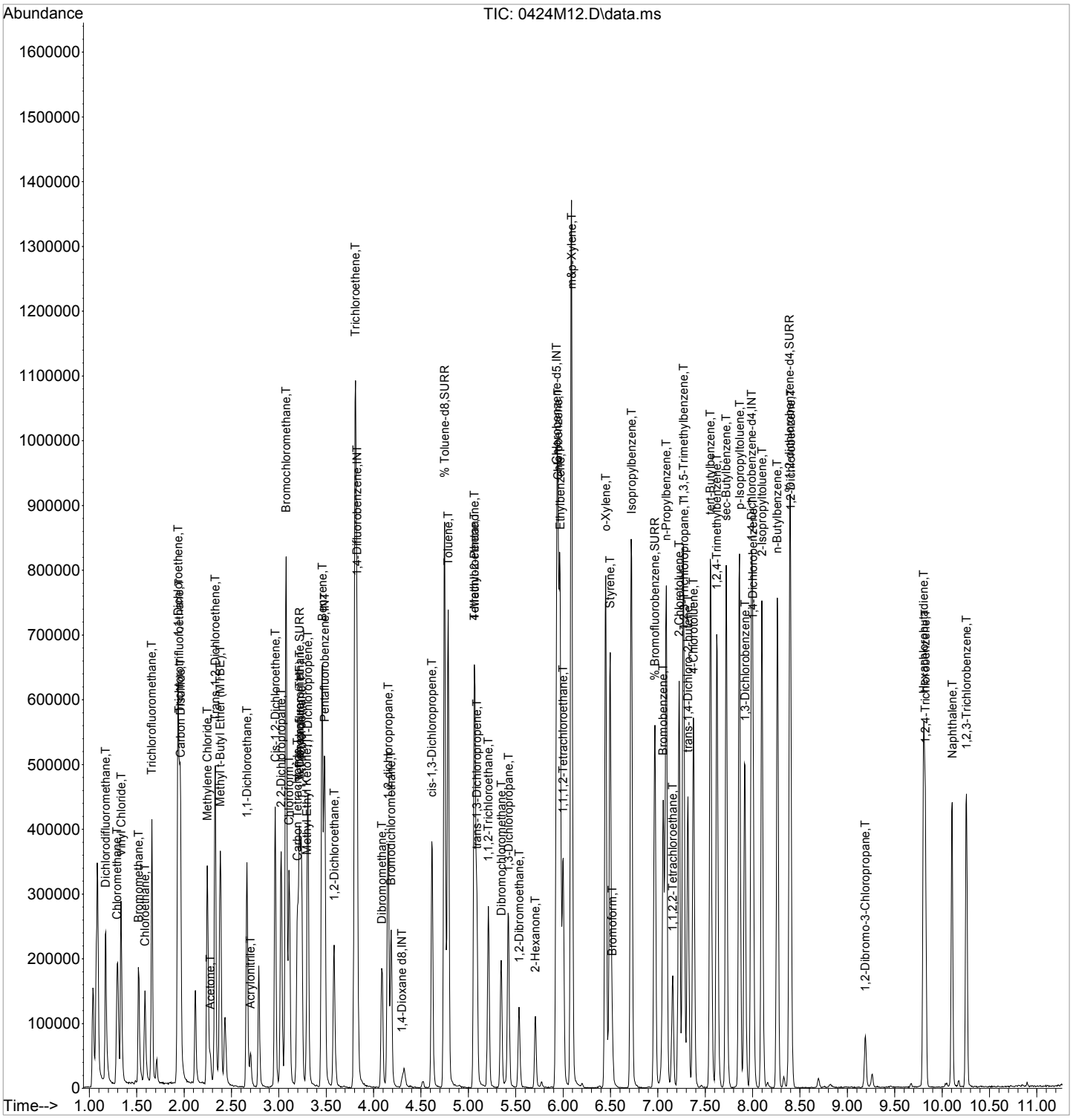

CLIENT ID

VOLATILE ORGANICS ANALYSIS DATA SHEET

BY06962 LCSD

Client: NETC Lab: Phoenix Env. Labs

SDG No.: GBY06958 Lab Sample ID: BY06962 LCSD

Sample wt/vol: 5 (g/mL) g Lab File ID: 0424M13.D

Level: (low/med/meth): Low Date Received: 04/19/17

% Moisture: n.a. Date Analyzed: 04/24/17

Instrument: CHEM18 Column: rtx-vms Dilution Factor: 1

Purge Volume 5000 (uL) pH: n.a. Soil Aliquot Vol: 5000 (uL)

Matrix: (soil/water) Soil CONCENTRATION UNITS: (ug/L or ug/Kg) ug/Kg

CAS NO.	COMPOUND	CONC.	Q	MDL/LOD	RL/PQL	R
75-71-8	Dichlorodifluoromethane	64		0.50	0.50	r
74-87-3	Chloromethane	58		1.0	1.0	r
75-01-4	Vinyl Chloride	59		0.50	0.50	r
74-83-9	Bromomethane	59		2.0	2.0	r
75-00-3	Chloroethane	58		0.50	0.50	r
75-69-4	Trichlorofluoromethane	57		1.0	1.0	r
75-35-4	1,1-Dichloroethene	54		0.50	0.50	r
76-13-1	Trichlorotrifluoroethane	49		0.50	0.50	r
75-15-0	Carbon Disulfide	53		1.0	1.0	r
75-09-2	Methylene Chloride	44		5.0	5.0	r
67-64-1	Acetone	41		5.0	5.0	r
156-60-5	Trans-1,2-Dichloroethene	50		0.50	0.50	r
1634-04-4	Methyl t-Butyl Ether (MTBE)	50		1.0	1.0	r
75-34-3	1,1-Dichloroethane	53		1.0	1.0	r
107-13-1	Acrylonitrile	43		1.0	1.0	r
156-59-2	Cis-1,2-Dichloroethene	53		0.50	0.50	r
594-20-7	2,2-Dichloropropane	52		0.50	0.50	r
74-97-5	Bromochloromethane	50		0.50	0.50	r
67-66-3	Chloroform	50		0.50	0.50	r
56-23-5	Carbon Tetrachloride	55		1.0	1.0	r
109-99-9	Tetrahydrofuran (THF)	110		2.5	2.5	r
71-55-6	1,1,1-Trichloroethane	51		0.50	0.50	r
78-93-3	Methyl Ethyl Ketone	41		5.0	5.0	r
563-58-6	1,1-Dichloropropene	51		0.50	0.50	r
71-43-2	Benzene	51		0.50	0.50	r
107-06-2	1,2-Dichloroethane	51		0.50	0.50	r
79-01-6	Trichloroethene	51		0.50	0.50	r
74-95-3	Dibromomethane	51		1.0	1.0	r
78-87-5	1,2-dichloropropane	51		1.0	1.0	r
75-27-4	Bromodichloromethane	53		1.0	1.0	r
10061-01-5	cis-1,3-Dichloropropene	52		0.50	0.50	r
108-88-3	Toluene	52		0.50	0.50	r
108-10-1	4-Methyl-2-Pentanone	47		5.0	5.0	r
127-18-4	Tetrachloroethene	51		1.0	1.0	r
10061-02-6	trans-1,3-Dichloropropene	51		0.50	0.50	r
79-00-5	1,1,2-Trichloroethane	50		1.0	1.0	r

FORM I VOA

r=Result Reported U=Not Detected D=Reported Dilution E/J=Estimated Value X=Not Used S=Lab Solvent

CLIENT ID

VOLATILE ORGANICS ANALYSIS DATA SHEET

BY06962 LCSD

Client: NETC Lab: Phoenix Env. Labs

SDG No.: GBY06958 Lab Sample ID: BY06962 LCSD

Sample wt/vol: 5 (g/mL) g Lab File ID: 0424M13.D

Level: (low/med/meth): Low Date Received: 04/19/17

% Moisture: n.a. Date Analyzed: 04/24/17

Instrument: CHEM18 Column: rtx-vms Dilution Factor: 1

Purge Volume 5000 (uL) pH: n.a. Soil Aliquot Vol: 5000 (uL)

Matrix: (soil/water) Soil CONCENTRATION UNITS: (ug/L or ug/Kg) ug/Kg

CAS NO.	COMPOUND	CONC.	Q	MDL/LOD	RL/PQL	R
124-48-1	Dibromochloromethane	57		1.0	1.0	r
142-28-9	1,3-Dichloropropane	49		1.0	1.0	r
106-93-4	1,2-Dibromoethane	51		0.50	0.50	r
591-78-6	2-Hexanone	42		5.0	5.0	r
108-90-7	Chlorobenzene	49		0.50	0.50	r
100-41-4	Ethylbenzene	48		0.50	0.50	r
630-20-6	1,1,1,2-Tetrachloroethane	52		1.0	1.0	r
179601-23-1	m&p-Xylene	95		1.0	1.0	r
95-47-6	o-Xylene	50		1.0	1.0	r
100-42-5	Styrene	47		0.50	0.50	r
75-25-2	Bromoform	53		1.0	1.0	r
98-82-8	Isopropylbenzene	51		0.50	0.50	r
108-86-1	Bromobenzene	52		0.50	0.50	r
103-65-1	n-Propylbenzene	50		1.0	1.0	r
79-34-5	1,1,2,2-Tetrachloroethane	53		1.0	1.0	r
95-49-8	2-Chlorotoluene	49		1.0	1.0	r
108-67-8	1,3,5-Trimethylbenzene	50		0.50	0.50	r
96-18-4	1,2,3-Trichloropropane	48		0.50	0.50	r
110-57-6	trans-1,4-Dichloro-2-butene	240		2.5	2.5	r
106-43-4	4-Chlorotoluene	48		0.50	0.50	r
98-06-6	tert-Butylbenzene	52		0.50	0.50	r
95-63-6	1,2,4-Trimethylbenzene	49		0.50	0.50	r
135-98-8	sec-Butylbenzene	51		0.50	0.50	r
99-87-6	p-Isopropyltoluene	50		0.50	0.50	r
541-73-1	1,3-Dichlorobenzene	48		0.50	0.50	r
106-46-7	1,4-Dichlorobenzene	48		0.50	0.50	r
527-84-4	2-Isopropyltoluene	49		0.50	0.50	r
104-51-8	n-Butylbenzene	50		0.50	0.50	r
95-50-1	1,2-Dichlorobenzene	51		0.50	0.50	r
96-12-8	1,2-Dibromo-3-Chloropropane	56		1.0	1.0	r
87-68-3	Hexachlorobutadiene	51		0.50	0.50	r
120-82-1	1,2,4-Trichlorobenzene	43		1.0	1.0	r
91-20-3	Naphthalene	51		1.0	1.0	r
87-61-6	1,2,3-Trichlorobenzene	48		1.0	1.0	r

FORM I VOA

r=Result Reported U=Not Detected D=Reported Dilution E/J=Estimated Value X=Not Used S=Lab Solvent

Quantitation Report (QT Reviewed)

Data Path : H:\V2017\CHEM18\04APR\042417\
Data File : 0424M13.D
Acq On : 24 Apr 2017 8:49 pm
Operator :
Client ID : BY06962 LCSD
Lab ID : BY06962 LCSD
ALS Vial : 1 Sample Multiplier: 1

Quant Time: Apr 25 07:51:13 2017
Quant Method : H:\V2017\CHEM18\Methods\VT-M0421.M
Quant Title : VOA Standards for 5 point calibration
QLast Update : Fri Apr 21 13:57:27 2017
Response via : Initial Calibration

Compound	R.T.	QIon	Response	Conc	Units	Dev(Min)
Internal Standards						
1) Pentafluorobenzene	3.484	168	262783	50.000	ug/l	0.00
29) 1,4-Difluorobenzene	3.824	114	359309	50.000	ug/l	0.00
45) Chlorobenzene-d5	5.937	117	370582	50.000	ug/l	0.00
58) 1,4-Dichlorobenzene-d4	7.988	152	169810	50.000	ug/l	0.00
83) 1,4-Dioxane d8	4.306	96	8605	500.000	ug/l	0.00
System Monitoring Compounds						
27) % Dibromofluoromethane	3.218	192	24446	50.817	ug/l	0.00
Spiked Amount 50.000	Range 70 - 130		Recovery = 101.64%			
40) % Toluene-d8	4.750	98	467975	51.039	ug/l	0.00
Spiked Amount 50.000	Range 70 - 130		Recovery = 102.08%			
57) % Bromofluorobenzene	6.968	95	169807	49.699	ug/l	0.00
Spiked Amount 50.000	Range 70 - 130		Recovery = 99.40%			
59) % 1,2-dichlorobenzene-d4	8.390	152	159245	51.032	ug/l	0.00
Spiked Amount 50.000	Range 70 - 130		Recovery = 102.06%			
Target Compounds						Qvalue
2) Dichlorodifluoromethane	1.167	85	154296	63.519	ug/l	100
3) Chloromethane	1.293	50	205312	57.639	ug/l	96
4) Vinyl Chloride	1.335	62	171076	58.854	ug/l	98
5) Bromomethane	1.518	94	78617	59.068	ug/l	95
6) Chloroethane	1.586	64	85174	57.936	ug/l	97
7) Trichlorofluoromethane	1.659	101	190970	56.728	ug/l	100
8) 1,1-Dichloroethene	1.936	96	108488	53.651	ug/l	90
9) Trichlorotrifluoroethane	1.952	151	90613	49.050	ug/l	96
10) Carbon Disulfide	1.962	76	298802	53.282	ug/l	100
12) Methylene Chloride	2.245	84	94522	44.210	ug/l	98
13) Acetone	2.276	43	26464	40.775	ug/l	91
14) Trans-1,2-Dichloroethene	2.328	96	108502	50.259	ug/l	93
16) Methyl t-Butyl Ether (...	2.381	73	220319	50.150	ug/l	97
17) 1,1-Dichloroethane	2.663	63	234499	53.373	ug/l	99
18) Acrylonitrile	2.700	53	27780	43.373	ug/l	94
19) Cis-1,2-Dichloroethene	2.961	96	123557	52.850	ug/l	92
20) 2,2-Dichloropropane	3.024	77	162583	51.642	ug/l	94
21) Bromochloromethane	3.076	128	47921	49.584	ug/l	96
23) Chloroform	3.108	83	173122	49.937	ug/l	94
24) Carbon Tetrachloride	3.197	117	123157	55.166	ug/l	99
25) Tetrahydrofuran (THF)	3.218	42	53461	114.331	ug/l	90
26) 1,1,1-Trichloroethane	3.239	97	166426	50.957	ug/l	99
28) Methyl Ethyl Ketone	3.291	43	32344	40.882	ug/l	100
30) 1,1-Dichloropropene	3.307	75	145285	50.898	ug/l	97
31) Benzene	3.458	78	381763	50.536	ug/l	99
32) 1,2-Dichloroethane	3.584	62	131120	51.409	ug/l	94
34) Trichloroethene	3.809	130	119400	51.242	ug/l	99
35) Dibromomethane	4.086	93	50311	51.346	ug/l	96
36) 1,2-dichloropropane	4.154	63	108557	51.351	ug/l	98
37) Bromodichloromethane	4.185	83	121091	53.146	ug/l	97
38) cis-1,3-Dichloropropene	4.619	75	156831	52.306	ug/l	100
39) Toluene	4.787	92	249426	52.317	ug/l	99
41) 4-Methyl-2-Pentanone	5.064	43	78365	46.591	ug/l	95
42) Tetrachloroethene	5.069	164	107074	51.056	ug/l	99
43) trans-1,3-Dichloropropene	5.090	75	114919	50.685	ug/l	94
44) 1,1,2-Trichloroethane	5.210	97	72873	50.377	ug/l	96
46) Dibromochloromethane	5.346	129	95542	57.071	ug/l	97

Data Path : H:\V2017\CHEM18\04APR\042417\
Data File : 0424M13.D
Acq On : 24 Apr 2017 8:49 pm
Operator :
Client ID : BY06962 LCSD
Lab ID : BY06962 LCSD
ALS Vial : 1 Sample Multiplier: 1

Quant Time: Apr 25 07:51:13 2017
Quant Method : H:\V2017\CHEM18\Methods\VT-M0421.M
Quant Title : VOA Standards for 5 point calibration
QLast Update : Fri Apr 21 13:57:27 2017
Response via : Initial Calibration

Compound	R.T.	QIon	Response	Conc Units	Dev(Min)
47) 1,3-Dichloropropane	5.420	76	120252	48.544 ug/l	99
48) 1,2-Dibromoethane	5.535	107	73492	51.368 ug/l	98
49) 2-Hexanone	5.707	43	61358	41.659 ug/l	89
50) Chlorobenzene	5.948	112	275480	49.156 ug/l	93
51) Ethylbenzene	5.969	106	141757	48.379 ug/l	92
52) 1,1,1,2-Tetrachloroethane	6.000	131	89013	52.074 ug/l	96
53) m&p-Xylene	6.089	106	344955	94.901 ug/l	91
54) o-Xylene	6.450	106	193001	50.203 ug/l	89
55) Styrene	6.497	104	279971	47.221 ug/l	94
56) Bromoform	6.518	173	45774	52.736 ug/l	97
60) Isopropylbenzene	6.722	120	145314	50.752 ug/l	93
61) Bromobenzene	7.057	156	125660	52.136 ug/l	98
62) n-Propylbenzene	7.088	120	135091	49.615 ug/l	99
63) 1,1,2,2-Tetrachloroethane	7.156	83	72407	52.840 ug/l	99
64) 2-Chlorotoluene	7.224	126	111887	48.735 ug/l	91
65) 1,3,5-Trimethylbenzene	7.271	105	373266	49.808 ug/l	97
66) 1,2,3-Trichloropropane	7.271	75	55708	48.241 ug/l	89
67) trans-1,4-Dichloro-2-b...	7.318	75	86463	241.357 ug/l	84
68) 4-Chlorotoluene	7.376	126	108629	47.779 ug/l	95
69) tert-Butylbenzene	7.559	119	386130	51.605 ug/l	96
70) 1,2,4-Trimethylbenzene	7.627	105	367822	49.208 ug/l	96
71) sec-Butylbenzene	7.721	105	508261	51.390 ug/l	100
72) p-Isopropyltoluene	7.862	119	462374	50.026 ug/l	97
73) 1,3-Dichlorobenzene	7.920	146	213138	47.908 ug/l	99
74) 1,4-Dichlorobenzene	8.003	146	195514	48.147 ug/l	98
75) 2-Isopropyltoluene	8.097	119	401324	49.055 ug/l	98
76) n-Butylbenzene	8.260	91	384159	49.956 ug/l	99
77) 1,2-Dichlorobenzene	8.401	146	189313	50.648 ug/l	99
78) 1,2-Dibromo-3-Chloropr...	9.191	155	17436	56.245 ug/l	96
79) Hexachlorobutadiene	9.808	225	90562	50.984 ug/l	98
80) 1,2,4-Trichlorobenzene	9.823	180	116654	42.638 ug/l	99
81) Naphthalene	10.106	128	293606	50.668 ug/l	96
82) 1,2,3-Trichlorobenzene	10.258	180	124881	47.867 ug/l	100

(#)out of range (m)manual integration reviewed by analyst (+)signals summed

Quantitation Report (QT Reviewed)

Data Path : H:\V2017\CHEM18\04APR\042417\
Data File : 0424M13.D
Acq On : 24 Apr 2017 8:49 pm
Operator :
Client ID : BY06962 LCSD
Lab ID : BY06962 LCSD
ALS Vial : 1 Sample Multiplier: 1

Quant Time: Apr 25 07:51:13 2017
Quant Method : H:\V2017\CHEM18\Methods\VT-M0421.M
Quant Title : VOA Standards for 5 point calibration
QLast Update : Fri Apr 21 13:57:27 2017
Response via : Initial Calibration

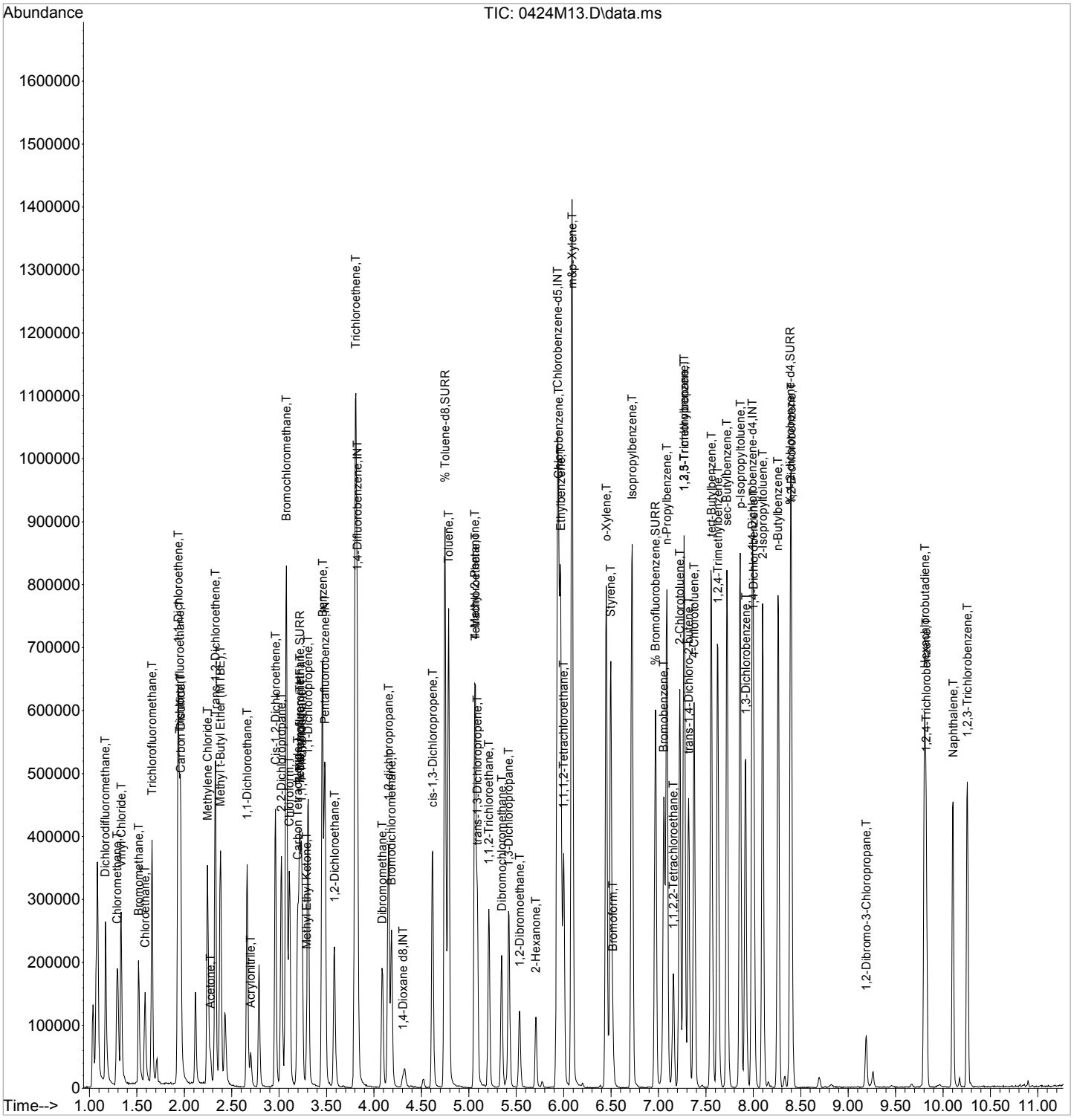

CLIENT ID

VOLATILE ORGANICS ANALYSIS DATA SHEET

B3-2 S-2 MS

Client: NETC Lab: Phoenix Env. Labs

SDG No.: GBY06958 Lab Sample ID: BY06962 MS 50X

Sample wt/vol: 10.9 (g/mL) g Lab File ID: 0424M36.D

Level: (low/med/meth): Meth Date Received: 04/19/17

% Moisture: 24 Date Analyzed: 04/25/17

Instrument: CHEM18 Column: rtx-vms Dilution Factor: 50

Soil Extract Volume 12616 (uL) pH: n.a. Soil Aliquot Vol: 100 (uL)

Matrix: (soil/water) Soil CONCENTRATION UNITS: (ug/L or ug/Kg) ug/Kg

CAS NO.	COMPOUND	CONC.	Q	MDL/LOD	RL/PQL	R
75-71-8	Dichlorodifluoromethane	4700		38	38	r
74-87-3	Chloromethane	4400		76	76	r
75-01-4	Vinyl Chloride	4400		38	38	r
74-83-9	Bromomethane	4000		150	150	r
75-00-3	Chloroethane	2900		38	38	r
75-69-4	Trichlorofluoromethane	2600		76	76	r
75-35-4	1,1-Dichloroethene	3800		38	38	r
76-13-1	Trichlorotrifluoroethane	3600		38	38	r
75-15-0	Carbon Disulfide	3900		76	76	r
75-09-2	Methylene Chloride	3300		380	380	r
67-64-1	Acetone	2700		380	380	r
156-60-5	Trans-1,2-Dichloroethene	3900		38	38	r
1634-04-4	Methyl t-Butyl Ether (MTBE)	3800		76	76	r
75-34-3	1,1-Dichloroethane	4000		76	76	r
107-13-1	Acrylonitrile	3200		76	76	r
156-59-2	Cis-1,2-Dichloroethene	3900		38	38	r
594-20-7	2,2-Dichloropropane	3900		38	38	r
74-97-5	Bromochloromethane	3600		38	38	r
67-66-3	Chloroform	3700		38	38	r
56-23-5	Carbon Tetrachloride	3700		76	76	r
109-99-9	Tetrahydrofuran (THF)	8800		190	190	r
71-55-6	1,1,1-Trichloroethane	3900		38	38	r
78-93-3	Methyl Ethyl Ketone	3100		380	380	r
563-58-6	1,1-Dichloropropene	4000		38	38	r
71-43-2	Benzene	4000		38	38	r
107-06-2	1,2-Dichloroethane	3900		38	38	r
79-01-6	Trichloroethene	4000		38	38	r
74-95-3	Dibromomethane	4000		76	76	r
78-87-5	1,2-dichloropropane	4100		76	76	r
75-27-4	Bromodichloromethane	4000		76	76	r
10061-01-5	cis-1,3-Dichloropropene	4000		38	38	r
108-88-3	Toluene	4200		38	38	r
108-10-1	4-Methyl-2-Pentanone	3500		380	380	r
127-18-4	Tetrachloroethene	4300		76	76	r
10061-02-6	trans-1,3-Dichloropropene	3800		38	38	r
79-00-5	1,1,2-Trichloroethane	3700		76	76	r

FORM I VOA

r=Result Reported U=Not Detected D=Reported Dilution E/J=Estimated Value X=Not Used S=Lab Solvent

VOLATILE ORGANICS ANALYSIS DATA SHEET

CLIENT ID: B3-2 S-2 MS

Client: NETC Lab: Phoenix Env. Labs

SDG No.: GBY06958 Lab Sample ID: BY06962 MS 50X

Sample wt/vol: 10.9 (g/mL) g Lab File ID: 0424M36.D

Level: (low/med/meth): Meth Date Received: 04/19/17

% Moisture: 24 Date Analyzed: 04/25/17

Instrument: CHEM18 Column: rtx-vms Dilution Factor: 50

Soil Extract Volume 12616 (uL) pH: n.a. Soil Aliquot Vol: 100 (uL)

Matrix: (soil/water) Soil CONCENTRATION UNITS: (ug/L or ug/Kg) ug/Kg

CAS NO.	COMPOUND	CONC.	Q	MDL/LOD	RL/PQL	R
124-48-1	Dibromochloromethane	3900		76	76	r
142-28-9	1,3-Dichloropropane	3700		76	76	r
106-93-4	1,2-Dibromoethane	4100		38	38	r
591-78-6	2-Hexanone	3100		380	380	r
108-90-7	Chlorobenzene	3900		38	38	r
100-41-4	Ethylbenzene	4000		38	38	r
630-20-6	1,1,1,2-Tetrachloroethane	3800		76	76	r
179601-23-1	m&p-Xylene	7600		76	76	r
95-47-6	o-Xylene	3900		76	76	r
100-42-5	Styrene	3700		38	38	r
75-25-2	Bromoform	3500		76	76	r
98-82-8	Isopropylbenzene	3900		38	38	r
108-86-1	Bromobenzene	3900		38	38	r
103-65-1	n-Propylbenzene	3900		76	76	r
79-34-5	1,1,2,2-Tetrachloroethane	4000		76	76	r
95-49-8	2-Chlorotoluene	3900		76	76	r
108-67-8	1,3,5-Trimethylbenzene	3900		38	38	r
96-18-4	1,2,3-Trichloropropane	3500		38	38	r
110-57-6	trans-1,4-Dichloro-2-butene	17000		190	190	r
106-43-4	4-Chlorotoluene	3700		38	38	r
98-06-6	tert-Butylbenzene	4100		38	38	r
95-63-6	1,2,4-Trimethylbenzene	3900		38	38	r
135-98-8	sec-Butylbenzene	4100		38	38	r
99-87-6	p-Isopropyltoluene	4000		38	38	r
541-73-1	1,3-Dichlorobenzene	3800		38	38	r
106-46-7	1,4-Dichlorobenzene	3800		38	38	r
527-84-4	2-Isopropyltoluene	3900		38	38	r
104-51-8	n-Butylbenzene	4100		38	38	r
95-50-1	1,2-Dichlorobenzene	3800		38	38	r
96-12-8	1,2-Dibromo-3-Chloropropane	3900		76	76	r
87-68-3	Hexachlorobutadiene	4000		38	38	r
120-82-1	1,2,4-Trichlorobenzene	3400		76	76	r
91-20-3	Naphthalene	3700		76	76	r
87-61-6	1,2,3-Trichlorobenzene	3600		76	76	r

FORM I VOA

r=Result Reported U=Not Detected D=Reported Dilution E/J=Estimated Value X=Not Used S=Lab Solvent

Quantitation Report (QT Reviewed)

Data Path : H:\V2017\CHEM18\04APR\042417\
Data File : 0424M36.D
Acq On : 25 Apr 2017 5:29 am
Operator :
Client ID : B3-2 S-2 MS
Lab ID : BY06962 MS 50X
ALS Vial : 1 Sample Multiplier: 1

Quant Time: Apr 25 07:52:11 2017
Quant Method : H:\V2017\CHEM18\Methods\VT-M0421.M
Quant Title : VOA Standards for 5 point calibration
QLast Update : Fri Apr 21 13:57:31 2017
Response via : Initial Calibration

Compound	R.T.	QIon	Response	Conc	Units	Dev(Min)
Internal Standards						
1) Pentafluorobenzene	3.485	168	242078	50.000	ug/l	0.00
29) 1,4-Difluorobenzene	3.825	114	326362	50.000	ug/l	0.00
45) Chlorobenzene-d5	5.932	117	337817	50.000	ug/l	0.00
58) 1,4-Dichlorobenzene-d4	7.988	152	159148	50.000	ug/l	0.00
83) 1,4-Dioxane d8	4.306	96	9146	500.000	ug/l	0.00
System Monitoring Compounds						
27) % Dibromofluoromethane	3.218	192	21102	47.618	ug/l	0.00
Spiked Amount 50.000	Range 70 - 130		Recovery = 95.24%			
40) % Toluene-d8	4.750	98	439777	52.805	ug/l	0.00
Spiked Amount 50.000	Range 70 - 130		Recovery = 105.62%			
57) % Bromofluorobenzene	6.968	95	154980	49.759	ug/l	0.00
Spiked Amount 50.000	Range 70 - 130		Recovery = 99.52%			
59) % 1,2-dichlorobenzene-d4	8.391	152	145956	49.907	ug/l	0.00
Spiked Amount 50.000	Range 70 - 130		Recovery = 99.82%			
Target Compounds						Qvalue
2) Dichlorodifluoromethane	1.173	85	137417	61.409	ug/l	99
3) Chloromethane	1.298	50	190707	58.118	ug/l	96
4) Vinyl Chloride	1.335	62	156386	58.401	ug/l	99
5) Bromomethane	1.518	94	64127	52.302	ug/l	99
6) Chloroethane	1.576	64	51769	38.225	ug/l	96
7) Trichlorofluoromethane	1.633	101	105549	34.035	ug/l	99
8) 1,1-Dichloroethene	1.926	96	93134	49.997	ug/l	86
9) Trichlorotrifluoroethane	1.942	151	81403	47.833	ug/l	98
10) Carbon Disulfide	1.952	76	261484	50.616	ug/l	99
12) Methylene Chloride	2.245	84	84925	43.119	ug/l	98
13) Acetone	2.282	43	21588	36.107	ug/l	91
14) Trans-1,2-Dichloroethene	2.324	96	100620	50.594	ug/l	95
16) Methyl t-Butyl Ether (...	2.386	73	200780	49.612	ug/l	99
17) 1,1-Dichloroethane	2.663	63	212018	52.384	ug/l	97
18) Acrylonitrile	2.700	53	24711	41.882	ug/l	95
19) Cis-1,2-Dichloroethene	2.962	96	111159	51.614	ug/l	92
20) 2,2-Dichloropropane	3.024	77	149589	51.579	ug/l	94
21) Bromochloromethane	3.077	128	41971	47.142	ug/l	94
23) Chloroform	3.108	83	156507	49.005	ug/l	100
24) Carbon Tetrachloride	3.197	117	99500	48.381	ug/l	96
25) Tetrahydrofuran (THF)	3.218	42	49800	115.611	ug/l	93
26) 1,1,1-Trichloroethane	3.239	97	154572	51.375	ug/l	98
28) Methyl Ethyl Ketone	3.296	43	29259	40.146	ug/l	99
30) 1,1-Dichloropropene	3.307	75	137738	53.126	ug/l	98
31) Benzene	3.453	78	361462	52.679	ug/l	100
32) 1,2-Dichloroethane	3.579	62	119765	51.698	ug/l	93
34) Trichloroethene	3.809	130	112033	52.935	ug/l	99
35) Dibromomethane	4.086	93	46749	52.528	ug/l	97
36) 1,2-dichloropropane	4.154	63	103618	53.963	ug/l	98
37) Bromodichloromethane	4.185	83	108135	52.251	ug/l	97
38) cis-1,3-Dichloropropene	4.620	75	143004	52.509	ug/l	97
39) Toluene	4.787	92	237285	54.795	ug/l	98
41) 4-Methyl-2-Pentanone	5.064	43	70913	46.416	ug/l	94
42) Tetrachloroethene	5.064	164	106498	55.907	ug/l	98
43) trans-1,3-Dichloropropene	5.090	75	103838	50.421	ug/l	99
44) 1,1,2-Trichloroethane	5.211	97	64329	48.960	ug/l	98
46) Dibromochloromethane	5.347	129	77957	51.084	ug/l	100

Quantitation Report (QT Reviewed)

Data Path : H:\V2017\CHEM18\04APR\042417\
Data File : 0424M36.D
Acq On : 25 Apr 2017 5:29 am
Operator :
Client ID : B3-2 S-2 MS
Lab ID : BY06962 MS 50X
ALS Vial : 1 Sample Multiplier: 1

Quant Time: Apr 25 07:52:11 2017
Quant Method : H:\V2017\CHEM18\Methods\VT-M0421.M
Quant Title : VOA Standards for 5 point calibration
QLast Update : Fri Apr 21 13:57:31 2017
Response via : Initial Calibration

Compound	R.T.	QIon	Response	Conc	Units	Dev(Min)
47) 1,3-Dichloropropane	5.420	76	110751	49.044	ug/l	98
48) 1,2-Dibromoethane	5.535	107	69505	53.293	ug/l	99
49) 2-Hexanone	5.707	43	54279	40.427	ug/l	88
50) Chlorobenzene	5.948	112	261710	51.228	ug/l	97
51) Ethylbenzene	5.969	106	140105	52.453	ug/l	90
52) 1,1,1,2-Tetrachloroethane	6.000	131	78070	50.102	ug/l	98
53) m&p-Xylene	6.089	106	332830	100.446	ug/l	91
54) o-Xylene	6.450	106	181094	51.675	ug/l	90
55) Styrene	6.497	104	260007	48.107	ug/l	91
56) Bromoform	6.518	173	36092	45.614	ug/l	97
60) Isopropylbenzene	6.722	120	138117	51.470	ug/l	89
61) Bromobenzene	7.057	156	116423	51.539	ug/l	99
62) n-Propylbenzene	7.088	120	132293	51.842	ug/l	97
63) 1,1,2,2-Tetrachloroethane	7.156	83	66649	51.896	ug/l	97
64) 2-Chlorotoluene	7.224	126	108882	50.604	ug/l	93
65) 1,3,5-Trimethylbenzene	7.271	105	362742	51.647	ug/l	96
66) 1,2,3-Trichloropropane	7.277	75	50018	46.215	ug/l	85
67) trans-1,4-Dichloro-2-b...	7.318	75	73277	218.253	ug/l	85
68) 4-Chlorotoluene	7.376	126	104201	48.902	ug/l	94
69) tert-Butylbenzene	7.559	119	374610	53.419	ug/l	97
70) 1,2,4-Trimethylbenzene	7.627	105	358287	51.144	ug/l	96
71) sec-Butylbenzene	7.721	105	500052	53.947	ug/l	99
72) p-Isopropyltoluene	7.862	119	454530	52.472	ug/l	97
73) 1,3-Dichlorobenzene	7.920	146	205428	49.269	ug/l	100
74) 1,4-Dichlorobenzene	8.004	146	189930	49.906	ug/l	98
75) 2-Isopropyltoluene	8.098	119	389446	50.792	ug/l	98
76) n-Butylbenzene	8.260	91	387203	53.725	ug/l	99
77) 1,2-Dichlorobenzene	8.401	146	176048	50.254	ug/l	97
78) 1,2-Dibromo-3-Chloropr...	9.191	155	14740	50.734	ug/l	97
79) Hexachlorobutadiene	9.808	225	86708	52.084	ug/l	99
80) 1,2,4-Trichlorobenzene	9.824	180	113415	44.232	ug/l	98
81) Naphthalene	10.106	128	260570	47.979	ug/l	99
82) 1,2,3-Trichlorobenzene	10.258	180	115400	47.196	ug/l	98

(#)out of range (m)manual integration reviewed by analyst (+)signals summed

Quantitation Report (QT Reviewed)

Data Path : H:\V2017\CHEM18\04APR\042417\
Data File : 0424M36.D
Acq On : 25 Apr 2017 5:29 am
Operator :
Client ID : B3-2 S-2 MS
Lab ID : BY06962 MS 50X
ALS Vial : 1 Sample Multiplier: 1

Quant Time: Apr 25 07:52:11 2017
Quant Method : H:\V2017\CHEM18\Methods\VT-M0421.M
Quant Title : VOA Standards for 5 point calibration
QLast Update : Fri Apr 21 13:57:31 2017
Response via : Initial Calibration

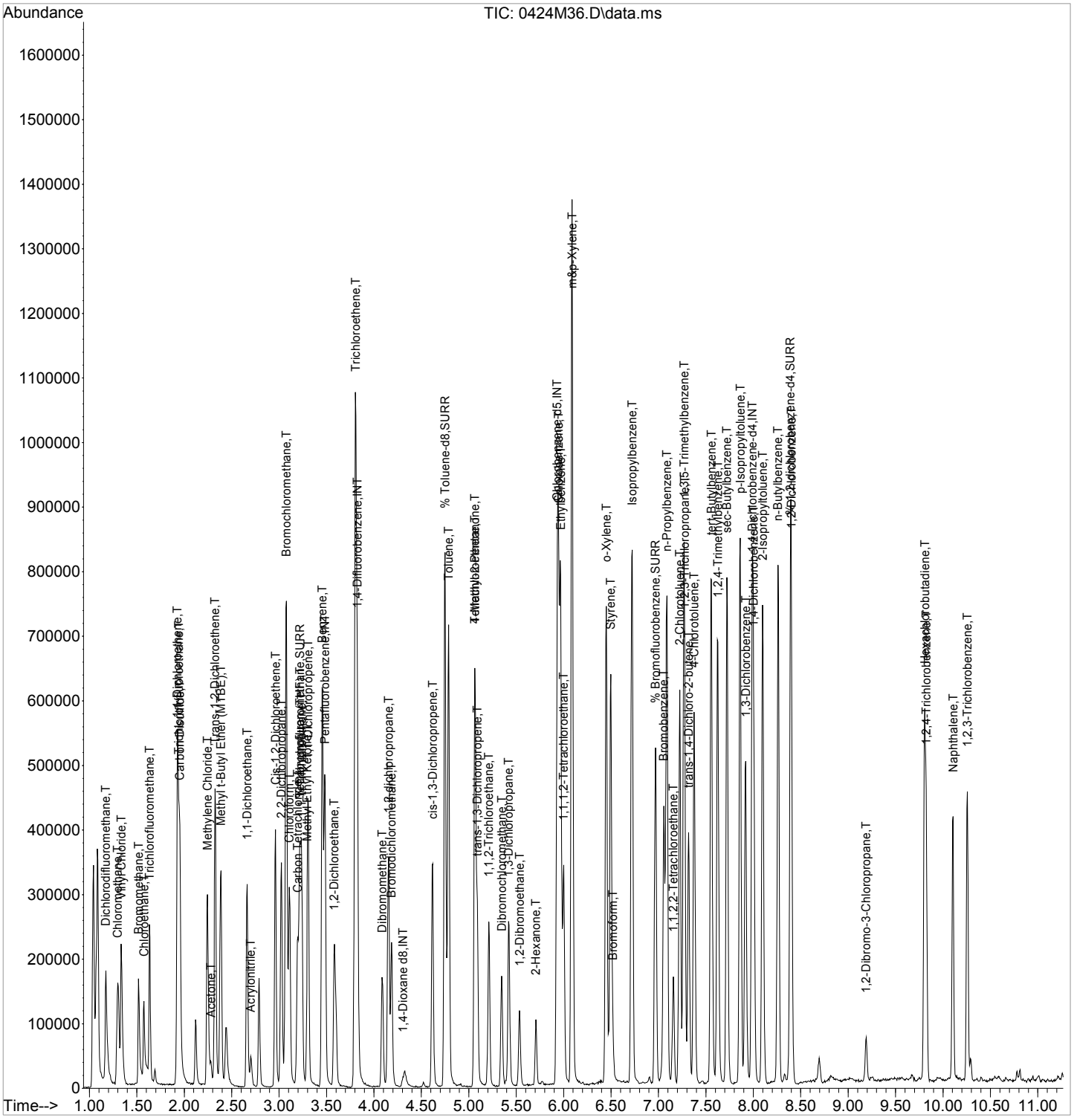

CLIENT ID

VOLATILE ORGANICS ANALYSIS DATA SHEET

B3-2 S-2 MSD

Client: NETC Lab: Phoenix Env. Labs

SDG No.: GBY06958 Lab Sample ID: BY06962 MSD 50X

Sample wt/vol: 10.9 (g/mL) g Lab File ID: 0424M37.D

Level: (low/med/meth): Meth Date Received: 04/19/17

% Moisture: 24 Date Analyzed: 04/25/17

Instrument: CHEM18 Column: rtx-vms Dilution Factor: 50

Soil Extract Volume 12616 (uL) pH: n.a. Soil Aliquot Vol: 100 (uL)

Matrix: (soil/water) Soil CONCENTRATION UNITS: (ug/L or ug/Kg) ug/Kg

CAS NO.	COMPOUND	CONC.	Q	MDL/LOD	RL/PQL	R
75-71-8	Dichlorodifluoromethane	4700		38	38	r
74-87-3	Chloromethane	4300		76	76	r
75-01-4	Vinyl Chloride	4400		38	38	r
74-83-9	Bromomethane	4300		150	150	r
75-00-3	Chloroethane	2800		38	38	r
75-69-4	Trichlorofluoromethane	2600		76	76	r
75-35-4	1,1-Dichloroethene	3800		38	38	r
76-13-1	Trichlorotrifluoroethane	3600		38	38	r
75-15-0	Carbon Disulfide	3800		76	76	r
75-09-2	Methylene Chloride	3300		380	380	r
67-64-1	Acetone	2400		380	380	r
156-60-5	Trans-1,2-Dichloroethene	3800		38	38	r
1634-04-4	Methyl t-Butyl Ether (MTBE)	3700		76	76	r
75-34-3	1,1-Dichloroethane	3900		76	76	r
107-13-1	Acrylonitrile	3300		76	76	r
156-59-2	Cis-1,2-Dichloroethene	3900		38	38	r
594-20-7	2,2-Dichloropropane	3900		38	38	r
74-97-5	Bromochloromethane	3700		38	38	r
67-66-3	Chloroform	3700		38	38	r
56-23-5	Carbon Tetrachloride	3900		76	76	r
109-99-9	Tetrahydrofuran (THF)	8200		190	190	r
71-55-6	1,1,1-Trichloroethane	3900		38	38	r
78-93-3	Methyl Ethyl Ketone	2800		380	380	r
563-58-6	1,1-Dichloropropene	4000		38	38	r
71-43-2	Benzene	3900		38	38	r
107-06-2	1,2-Dichloroethane	3900		38	38	r
79-01-6	Trichloroethene	3900		38	38	r
74-95-3	Dibromomethane	3800		76	76	r
78-87-5	1,2-dichloropropane	4000		76	76	r
75-27-4	Bromodichloromethane	3900		76	76	r
10061-01-5	cis-1,3-Dichloropropene	3800		38	38	r
108-88-3	Toluene	4100		38	38	r
108-10-1	4-Methyl-2-Pentanone	3300		380	380	r
127-18-4	Tetrachloroethene	4100		76	76	r
10061-02-6	trans-1,3-Dichloropropene	3700		38	38	r
79-00-5	1,1,2-Trichloroethane	3700		76	76	r

FORM I VOA

r=Result Reported U=Not Detected D=Reported Dilution E/J=Estimated Value X=Not Used S=Lab Solvent

CLIENT ID

VOLATILE ORGANICS ANALYSIS DATA SHEET

B3-2 S-2 MSD

Client: NETC Lab: Phoenix Env. Labs

SDG No.: GBY06958 Lab Sample ID: BY06962 MSD 50X

Sample wt/vol: 10.9 (g/mL) g Lab File ID: 0424M37.D

Level: (low/med/meth): Meth Date Received: 04/19/17

% Moisture: 24 Date Analyzed: 04/25/17

Instrument: CHEM18 Column: rtx-vms Dilution Factor: 50

Soil Extract Volume 12616 (uL) pH: n.a. Soil Aliquot Vol: 100 (uL)

Matrix: (soil/water) Soil CONCENTRATION UNITS: (ug/L or ug/Kg) ug/Kg

CAS NO.	COMPOUND	CONC.	Q	MDL/LOD	RL/PQL	R
124-48-1	Dibromochloromethane	3900		76	76	r
142-28-9	1,3-Dichloropropane	3700		76	76	r
106-93-4	1,2-Dibromoethane	3800		38	38	r
591-78-6	2-Hexanone	3100		380	380	r
108-90-7	Chlorobenzene	3800		38	38	r
100-41-4	Ethylbenzene	3900		38	38	r
630-20-6	1,1,1,2-Tetrachloroethane	3800		76	76	r
179601-23-1	m&p-Xylene	7500		76	76	r
95-47-6	o-Xylene	4000		76	76	r
100-42-5	Styrene	3700		38	38	r
75-25-2	Bromoform	3500		76	76	r
98-82-8	Isopropylbenzene	4000		38	38	r
108-86-1	Bromobenzene	4000		38	38	r
103-65-1	n-Propylbenzene	3900		76	76	r
79-34-5	1,1,2,2-Tetrachloroethane	3900		76	76	r
95-49-8	2-Chlorotoluene	3900		76	76	r
108-67-8	1,3,5-Trimethylbenzene	3900		38	38	r
96-18-4	1,2,3-Trichloropropane	3500		38	38	r
110-57-6	trans-1,4-Dichloro-2-butene	17000		190	190	r
106-43-4	4-Chlorotoluene	3700		38	38	r
98-06-6	tert-Butylbenzene	4100		38	38	r
95-63-6	1,2,4-Trimethylbenzene	3900		38	38	r
135-98-8	sec-Butylbenzene	4100		38	38	r
99-87-6	p-Isopropyltoluene	4000		38	38	r
541-73-1	1,3-Dichlorobenzene	3800		38	38	r
106-46-7	1,4-Dichlorobenzene	3800		38	38	r
527-84-4	2-Isopropyltoluene	3900		38	38	r
104-51-8	n-Butylbenzene	4100		38	38	r
95-50-1	1,2-Dichlorobenzene	3900		38	38	r
96-12-8	1,2-Dibromo-3-Chloropropane	3900		76	76	r
87-68-3	Hexachlorobutadiene	4100		38	38	r
120-82-1	1,2,4-Trichlorobenzene	3400		76	76	r
91-20-3	Naphthalene	3800		76	76	r
87-61-6	1,2,3-Trichlorobenzene	3700		76	76	r

FORM I VOA

r=Result Reported U=Not Detected D=Reported Dilution E/J=Estimated Value X=Not Used S=Lab Solvent

Quantitation Report (QT Reviewed)

Data Path : H:\V2017\CHEM18\04APR\042417\
Data File : 0424M37.D
Acq On : 25 Apr 2017 5:52 am
Operator :
Client ID : B3-2 S-2 MSD
Lab ID : BY06962 MSD 50X
ALS Vial : 1 Sample Multiplier: 1

Quant Time: Apr 25 07:52:13 2017
Quant Method : H:\V2017\CHEM18\Methods\VT-M0421.M
Quant Title : VOA Standards for 5 point calibration
QLast Update : Fri Apr 21 13:57:31 2017
Response via : Initial Calibration

Compound	R.T.	QIon	Response	Conc	Units	Dev(Min)
Internal Standards						
1) Pentafluorobenzene	3.485	168	246969	50.000	ug/l	0.00
29) 1,4-Difluorobenzene	3.825	114	334769	50.000	ug/l	0.00
45) Chlorobenzene-d5	5.932	117	347444	50.000	ug/l	0.00
58) 1,4-Dichlorobenzene-d4	7.988	152	159558	50.000	ug/l	0.00
83) 1,4-Dioxane d8	4.306	96	8295	500.000	ug/l	0.00
System Monitoring Compounds						
27) % Dibromofluoromethane	3.218	192	22439	49.632	ug/l	0.00
Spiked Amount 50.000	Range 70 - 130		Recovery = 99.26%			
40) % Toluene-d8	4.750	98	444920	52.081	ug/l	0.00
Spiked Amount 50.000	Range 70 - 130		Recovery = 104.16%			
57) % Bromofluorobenzene	6.968	95	153972	48.066	ug/l	0.00
Spiked Amount 50.000	Range 70 - 130		Recovery = 96.14%			
59) % 1,2-dichlorobenzene-d4	8.391	152	150558	51.348	ug/l	0.00
Spiked Amount 50.000	Range 70 - 130		Recovery = 102.70%			
Target Compounds						Qvalue
2) Dichlorodifluoromethane	1.173	85	141044	61.782	ug/l	99
3) Chloromethane	1.298	50	189571	56.628	ug/l	97
4) Vinyl Chloride	1.335	62	158374	57.972	ug/l	100
5) Bromomethane	1.518	94	70686	56.510	ug/l	93
6) Chloroethane	1.576	64	50729	36.716	ug/l	96
7) Trichlorofluoromethane	1.638	101	109528	34.619	ug/l	100
8) 1,1-Dichloroethene	1.931	96	94347	49.646	ug/l	89
9) Trichlorotrifluoroethane	1.942	151	82949	47.776	ug/l	96
10) Carbon Disulfide	1.957	76	265619	50.398	ug/l	99
12) Methylene Chloride	2.245	84	88362	43.975	ug/l	99
13) Acetone	2.282	43	19381	31.774	ug/l	98
14) Trans-1,2-Dichloroethene	2.323	96	102322	50.431	ug/l	96
16) Methyl t-Butyl Ether (...	2.386	73	201478	48.798	ug/l	97
17) 1,1-Dichloroethane	2.663	63	212630	51.494	ug/l	99
18) Acrylonitrile	2.705	53	25701	42.697	ug/l	98
19) Cis-1,2-Dichloroethene	2.962	96	111791	50.879	ug/l	91
20) 2,2-Dichloropropane	3.024	77	152938	51.689	ug/l	93
21) Bromochloromethane	3.077	128	44411	48.895	ug/l#	84
23) Chloroform	3.108	83	158630	48.686	ug/l	99
24) Carbon Tetrachloride	3.197	117	108609	51.765	ug/l	100
25) Tetrahydrofuran (THF)	3.218	42	47543	108.185	ug/l	93
26) 1,1,1-Trichloroethane	3.239	97	155940	50.803	ug/l	98
28) Methyl Ethyl Ketone	3.296	43	27804	37.394	ug/l	96
30) 1,1-Dichloropropene	3.307	75	139875	52.595	ug/l	97
31) Benzene	3.458	78	364159	51.740	ug/l	99
32) 1,2-Dichloroethane	3.584	62	120619	50.759	ug/l	94
34) Trichloroethene	3.809	130	112095	51.634	ug/l	98
35) Dibromomethane	4.086	93	45156	49.463	ug/l	94
36) 1,2-dichloropropane	4.154	63	103451	52.523	ug/l	98
37) Bromodichloromethane	4.185	83	109409	51.539	ug/l	97
38) cis-1,3-Dichloropropene	4.614	75	140929	50.448	ug/l	97
39) Toluene	4.787	92	239098	53.827	ug/l	98
41) 4-Methyl-2-Pentanone	5.064	43	68861	43.941	ug/l	96
42) Tetrachloroethene	5.064	164	104589	53.526	ug/l	98
43) trans-1,3-Dichloropropene	5.090	75	103423	48.959	ug/l	99
44) 1,1,2-Trichloroethane	5.211	97	66017	48.983	ug/l	99
46) Dibromochloromethane	5.347	129	79507	50.656	ug/l	98

Data Path : H:\V2017\CHEM18\04APR\042417\
Data File : 0424M37.D
Acq On : 25 Apr 2017 5:52 am
Operator :
Client ID : B3-2 S-2 MSD
Lab ID : BY06962 MSD 50X
ALS Vial : 1 Sample Multiplier: 1

Quant Time: Apr 25 07:52:13 2017
Quant Method : H:\V2017\CHEM18\Methods\VT-M0421.M
Quant Title : VOA Standards for 5 point calibration
QLast Update : Fri Apr 21 13:57:31 2017
Response via : Initial Calibration

Compound	R.T.	QIon	Response	Conc Units	Dev(Min)
47) 1,3-Dichloropropane	5.425	76	111587	48.045 ug/l	98
48) 1,2-Dibromoethane	5.535	107	66339	49.456 ug/l	96
49) 2-Hexanone	5.707	43	55453	40.157 ug/l	84
50) Chlorobenzene	5.948	112	264025	50.249 ug/l	96
51) Ethylbenzene	5.969	106	141280	51.427 ug/l	94
52) 1,1,1,2-Tetrachloroethane	6.000	131	79827	49.810 ug/l	96
53) m&p-Xylene	6.089	106	335253	98.374 ug/l	93
54) o-Xylene	6.450	106	188279	52.237 ug/l	91
55) Styrene	6.497	104	266642	47.968 ug/l	92
56) Bromoform	6.518	173	37362	45.911 ug/l	99
60) Isopropylbenzene	6.722	120	140710	52.301 ug/l	91
61) Bromobenzene	7.057	156	119830	52.911 ug/l	98
62) n-Propylbenzene	7.088	120	131284	51.315 ug/l	96
63) 1,1,2,2-Tetrachloroethane	7.156	83	65451	50.833 ug/l	98
64) 2-Chlorotoluene	7.224	126	110885	51.402 ug/l	94
65) 1,3,5-Trimethylbenzene	7.271	105	360580	51.207 ug/l	97
66) 1,2,3-Trichloropropane	7.276	75	49492	45.612 ug/l	83
67) trans-1,4-Dichloro-2-b...	7.318	75	73500	218.355 ug/l	85
68) 4-Chlorotoluene	7.376	126	104436	48.886 ug/l	92
69) tert-Butylbenzene	7.554	119	376451	53.544 ug/l	95
70) 1,2,4-Trimethylbenzene	7.622	105	358415	51.031 ug/l	96
71) sec-Butylbenzene	7.721	105	499451	53.743 ug/l	99
72) p-Isopropyltoluene	7.862	119	456652	52.581 ug/l	96
73) 1,3-Dichlorobenzene	7.920	146	209510	50.118 ug/l	100
74) 1,4-Dichlorobenzene	8.003	146	190883	50.027 ug/l	100
75) 2-Isopropyltoluene	8.098	119	392952	51.118 ug/l	98
76) n-Butylbenzene	8.260	91	385820	53.396 ug/l	99
77) 1,2-Dichlorobenzene	8.401	146	181403	51.650 ug/l	99
78) 1,2-Dibromo-3-Chloropr...	9.191	155	15041	51.637 ug/l	91
79) Hexachlorobutadiene	9.803	225	89714	53.752 ug/l	98
80) 1,2,4-Trichlorobenzene	9.824	180	116437	45.294 ug/l	98
81) Naphthalene	10.101	128	272877	50.116 ug/l	97
82) 1,2,3-Trichlorobenzene	10.258	180	120625	49.206 ug/l	99

(#)out of range (m)manual integration reviewed by analyst (+)signals summed

Quantitation Report (QT Reviewed)

Data Path : H:\V2017\CHEM18\04APR\042417\
Data File : 0424M37.D
Acq On : 25 Apr 2017 5:52 am
Operator :
Client ID : B3-2 S-2 MSD
Lab ID : BY06962 MSD 50X
ALS Vial : 1 Sample Multiplier: 1

Quant Time: Apr 25 07:52:13 2017
Quant Method : H:\V2017\CHEM18\Methods\VT-M0421.M
Quant Title : VOA Standards for 5 point calibration
QLast Update : Fri Apr 21 13:57:31 2017
Response via : Initial Calibration

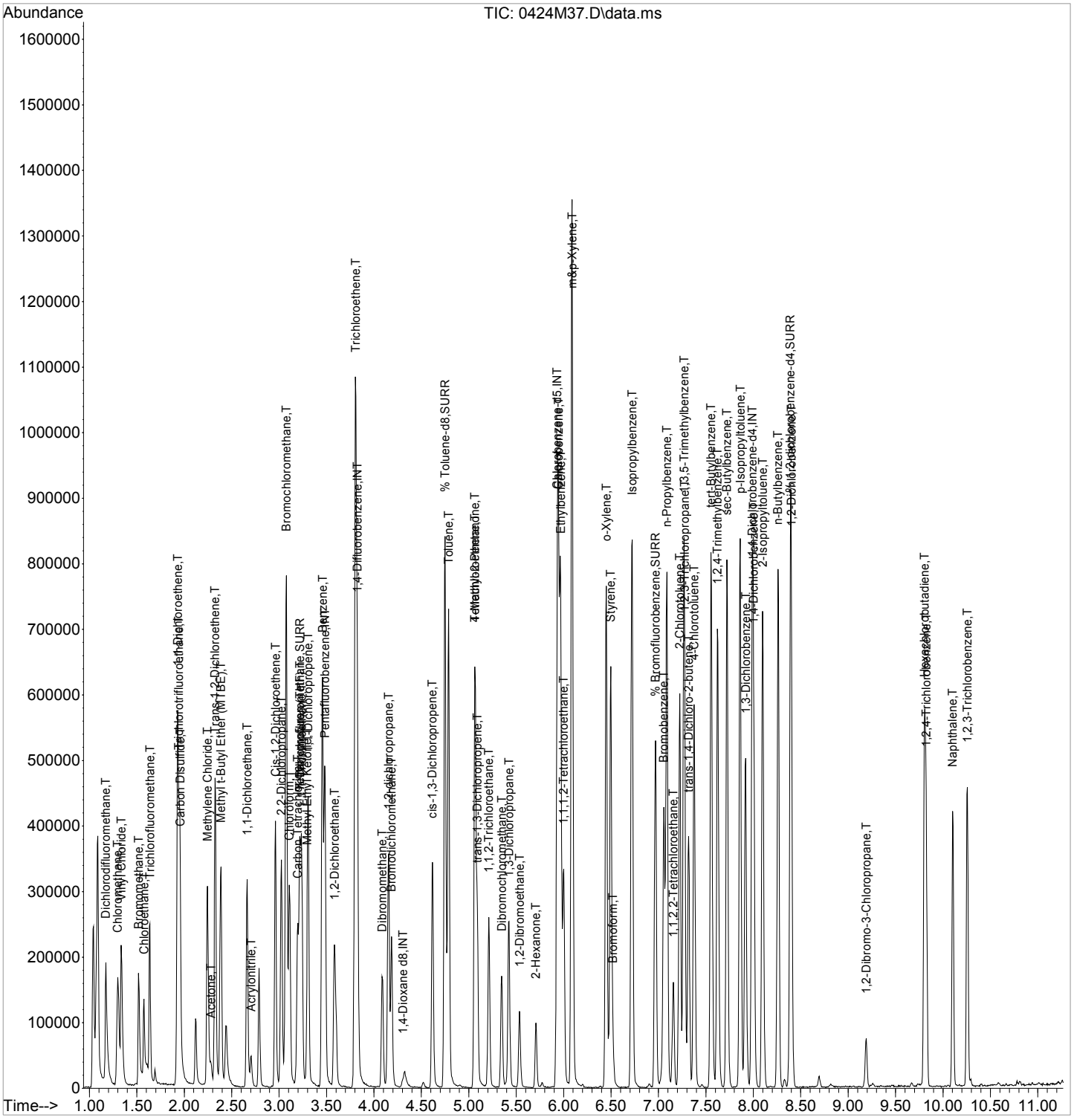

CLIENT ID

VOLATILE ORGANICS ANALYSIS DATA SHEET

BY06962 BLANK

Client: NETC Lab: Phoenix Env. Labs

SDG No.: GBY06958 Lab Sample ID: BY06962 BL

Sample wt/vol: 5 (g/mL) g Lab File ID: 0424M17.D

Level: (low/med/meth): Low Date Received: 04/19/17

% Moisture: n.a. Date Analyzed: 04/24/17

Instrument: CHEM18 Column: rtx-vms Dilution Factor: 1

Purge Volume 5000 (uL) pH: n.a. Soil Aliquot Vol: 5000 (uL)

Matrix: (soil/water) Soil CONCENTRATION UNITS: (ug/L or ug/Kg) ug/Kg

CAS NO.	COMPOUND	CONC.	Q	MDL/LOD	RL/PQL	R
75-71-8	Dichlorodifluoromethane	5.0	U	0.50	5.0	r
74-87-3	Chloromethane	5.0	U	1.0	5.0	r
75-01-4	Vinyl Chloride	5.0	U	0.50	5.0	r
74-83-9	Bromomethane	5.0	U	2.0	5.0	r
75-00-3	Chloroethane	5.0	U	0.50	5.0	r
75-69-4	Trichlorofluoromethane	5.0	U	1.0	5.0	r
75-35-4	1,1-Dichloroethene	5.0	U	0.50	5.0	r
76-13-1	Trichlorotrifluoroethane	5.0	U	0.50	5.0	r
75-15-0	Carbon Disulfide	5.0	U	1.0	5.0	r
75-09-2	Methylene Chloride	5.0	U	5.0	5.0	r
67-64-1	Acetone	10	U	5.0	10	r
156-60-5	Trans-1,2-Dichloroethene	5.0	U	0.50	5.0	r
1634-04-4	Methyl t-Butyl Ether (MTBE)	1.0	U	1.0	1.0	r
75-34-3	1,1-Dichloroethane	5.0	U	1.0	5.0	r
107-13-1	Acrylonitrile	5.0	U	0.50	5.0	r
156-59-2	Cis-1,2-Dichloroethene	5.0	U	0.50	5.0	r
594-20-7	2,2-Dichloropropane	5.0	U	0.50	5.0	r
74-97-5	Bromochloromethane	5.0	U	0.50	5.0	r
67-66-3	Chloroform	5.0	U	0.50	5.0	r
56-23-5	Carbon Tetrachloride	5.0	U	1.0	5.0	r
109-99-9	Tetrahydrofuran (THF)	5.0	U	2.5	5.0	r
71-55-6	1,1,1-Trichloroethane	5.0	U	0.50	5.0	r
78-93-3	Methyl Ethyl Ketone	5.0	U	5.0	5.0	r
563-58-6	1,1-Dichloropropene	5.0	U	0.50	5.0	r
71-43-2	Benzene	1.0	U	0.50	1.0	r
107-06-2	1,2-Dichloroethane	5.0	U	0.50	5.0	r
79-01-6	Trichloroethene	5.0	U	0.50	5.0	r
74-95-3	Dibromomethane	5.0	U	1.0	5.0	r
78-87-5	1,2-dichloropropane	5.0	U	1.0	5.0	r
75-27-4	Bromodichloromethane	5.0	U	1.0	5.0	r
10061-01-5	cis-1,3-Dichloropropene	5.0	U	0.50	5.0	r
108-88-3	Toluene	1.0	U	0.50	1.0	r
108-10-1	4-Methyl-2-Pentanone	25	U	5.0	25	r
127-18-4	Tetrachloroethene	5.0	U	1.0	5.0	r
10061-02-6	trans-1,3-Dichloropropene	5.0	U	0.50	5.0	r
79-00-5	1,1,2-Trichloroethane	5.0	U	1.0	5.0	r

FORM I VOA

r=Result Reported U=Not Detected D=Reported Dilution E/J=Estimated Value X=Not Used S=Lab Solvent

CLIENT ID

VOLATILE ORGANICS ANALYSIS DATA SHEET

BY06962 BLANK

Client: NETC Lab: Phoenix Env. Labs

SDG No.: GBY06958 Lab Sample ID: BY06962 BL

Sample wt/vol: 5 (g/mL) g Lab File ID: 0424M17.D

Level: (low/med/meth): Low Date Received: 04/19/17

% Moisture: n.a. Date Analyzed: 04/24/17

Instrument: CHEM18 Column: rtx-vms Dilution Factor: 1

Purge Volume 5000 (uL) pH: n.a. Soil Aliquot Vol: 5000 (uL)

Matrix: (soil/water) Soil CONCENTRATION UNITS: (ug/L or ug/Kg) ug/Kg

CAS NO.	COMPOUND	CONC.	Q	MDL/LOD	RL/PQL	R
124-48-1	Dibromochloromethane	3.0	U	1.0	3.0	r
142-28-9	1,3-Dichloropropane	5.0	U	1.0	5.0	r
106-93-4	1,2-Dibromoethane	5.0	U	0.50	5.0	r
591-78-6	2-Hexanone	25	U	5.0	25	r
108-90-7	Chlorobenzene	5.0	U	0.50	5.0	r
100-41-4	Ethylbenzene	1.0	U	0.50	1.0	r
630-20-6	1,1,1,2-Tetrachloroethane	5.0	U	1.0	5.0	r
179601-23-1	m&p-Xylene	2.0	U	1.0	2.0	r
95-47-6	o-Xylene	2.0	U	1.0	2.0	r
100-42-5	Styrene	5.0	U	0.50	5.0	r
75-25-2	Bromoform	5.0	U	1.0	5.0	r
98-82-8	Isopropylbenzene	1.0	U	0.50	1.0	r
108-86-1	Bromobenzene	5.0	U	0.50	5.0	r
103-65-1	n-Propylbenzene	1.0	U	0.90	1.0	r
79-34-5	1,1,2,2-Tetrachloroethane	3.0	U	1.0	3.0	r
95-49-8	2-Chlorotoluene	5.0	U	1.0	5.0	r
108-67-8	1,3,5-Trimethylbenzene	1.0	U	0.50	1.0	r
96-18-4	1,2,3-Trichloropropane	5.0	U	0.50	5.0	r
110-57-6	trans-1,4-Dichloro-2-butene	5.0	U	2.5	5.0	r
106-43-4	4-Chlorotoluene	5.0	U	0.50	5.0	r
98-06-6	tert-Butylbenzene	1.0	U	0.50	1.0	r
95-63-6	1,2,4-Trimethylbenzene	1.0	U	0.50	1.0	r
135-98-8	sec-Butylbenzene	1.0	U	0.50	1.0	r
99-87-6	p-Isopropyltoluene	1.0	U	0.50	1.0	r
541-73-1	1,3-Dichlorobenzene	5.0	U	0.50	5.0	r
106-46-7	1,4-Dichlorobenzene	5.0	U	0.50	5.0	r
527-84-4	2-Isopropyltoluene	5.0	U	0.50	5.0	r
104-51-8	n-Butylbenzene	1.0	U	0.50	1.0	r
95-50-1	1,2-Dichlorobenzene	5.0	U	0.50	5.0	r
96-12-8	1,2-Dibromo-3-Chloropropane	5.0	U	1.0	5.0	r
87-68-3	Hexachlorobutadiene	5.0	U	0.50	5.0	r
120-82-1	1,2,4-Trichlorobenzene	5.0	U	1.0	5.0	r
91-20-3	Naphthalene	5.0	U	1.0	5.0	r
87-61-6	1,2,3-Trichlorobenzene	5.0	U	1.0	5.0	r

FORM I VOA

r=Result Reported U=Not Detected D=Reported Dilution E/J=Estimated Value X=Not Used S=Lab Solvent

Quantitation Report (QT/LSC Reviewed)

Data Path : H:\V2017\CHEM18\04APR\042417\
Data File : 0424M17.D
Acq On : 24 Apr 2017 10:22 pm
Operator :
Client ID : BY06962 BLANK
Lab ID : BY06962 BLANK
ALS Vial : 1 Sample Multiplier: 1

Quant Time: Apr 25 07:51:23 2017
Quant Method : H:\V2017\CHEM18\Methods\VT-M0421.M
Quant Title : VOA Standards for 5 point calibration
QLast Update : Fri Apr 21 13:57:31 2017
Response via : Initial Calibration

Compound	R.T.	QIon	Response	Conc	Units	Dev(Min)
Internal Standards						
1) Pentafluorobenzene	3.484	168	340304	50.000	ug/l	0.00
29) 1,4-Difluorobenzene	3.824	114	468461	50.000	ug/l	0.00
45) Chlorobenzene-d5	5.932	117	412598	50.000	ug/l	0.00
58) 1,4-Dichlorobenzene-d4	7.988	152	211842	50.000	ug/l	0.00
83) 1,4-Dioxane d8	4.306	96	9621	500.000	ug/l	0.00
System Monitoring Compounds						
27) % Dibromofluoromethane	3.218	192	32710	52.507	ug/l	0.00
Spiked Amount 50.000	Range 70 - 130		Recovery = 105.02%			
40) % Toluene-d8	4.750	98	527063	44.089	ug/l	0.00
Spiked Amount 50.000	Range 70 - 130		Recovery = 88.18%			
57) % Bromofluorobenzene	6.968	95	193612	50.896	ug/l	0.00
Spiked Amount 50.000	Range 70 - 130		Recovery = 101.80%			
59) % 1,2-dichlorobenzene-d4	8.390	152	181370	46.590	ug/l	0.00
Spiked Amount 50.000	Range 70 - 130		Recovery = 93.18%			
Target Compounds						Qvalue

(#)out of range (m)manual integration reviewed by analyst (+)signals summed

Data Path : H:\V2017\CHEM18\04APR\042417\
Data File : 0424M17.D
Acq On : 24 Apr 2017 10:22 pm
Operator :
Client ID : BY06962 BLANK
Lab ID : BY06962 BLANK
ALS Vial : 1 Sample Multiplier: 1

Quant Time: Apr 25 07:51:23 2017
Quant Method : H:\V2017\CHEM18\Methods\VT-M0421.M
Quant Title : VOA Standards for 5 point calibration
QLast Update : Fri Apr 21 13:57:31 2017
Response via : Initial Calibration



CLIENT ID

VOLATILE ORGANICS ANALYSIS DATA SHEET

BY08831 LCS

Client: NETC Lab: Phoenix Env. Labs

SDG No.: GBY06958 Lab Sample ID: BY08831 LCS

Sample wt/vol: 5 (g/mL) g Lab File ID: 0425M03.D

Level: (low/med/meth): Low Date Received: 04/24/17

% Moisture: n.a. Date Analyzed: 04/25/17

Instrument: CHEM18 Column: rtx-vms Dilution Factor: 1

Purge Volume 5000 (uL) pH: n.a. Soil Aliquot Vol: 5000 (uL)

Matrix: (soil/water) Soil CONCENTRATION UNITS: (ug/L or ug/Kg) ug/Kg

CAS NO.	COMPOUND	CONC.	Q	MDL/LOD	RL/PQL	R
75-71-8	Dichlorodifluoromethane	53		0.50	0.50	r
74-87-3	Chloromethane	51		1.0	1.0	r
75-01-4	Vinyl Chloride	53		0.50	0.50	r
74-83-9	Bromomethane	51		2.0	2.0	r
75-00-3	Chloroethane	53		0.50	0.50	r
75-69-4	Trichlorofluoromethane	55		1.0	1.0	r
75-35-4	1,1-Dichloroethene	50		0.50	0.50	r
76-13-1	Trichlorotrifluoroethane	47		0.50	0.50	r
75-15-0	Carbon Disulfide	50		1.0	1.0	r
75-09-2	Methylene Chloride	43		5.0	5.0	r
67-64-1	Acetone	37		5.0	5.0	r
156-60-5	Trans-1,2-Dichloroethene	48		0.50	0.50	r
1634-04-4	Methyl t-Butyl Ether (MTBE)	47		1.0	1.0	r
75-34-3	1,1-Dichloroethane	50		1.0	1.0	r
107-13-1	Acrylonitrile	42		1.0	1.0	r
156-59-2	Cis-1,2-Dichloroethene	49		0.50	0.50	r
594-20-7	2,2-Dichloropropane	51		0.50	0.50	r
74-97-5	Bromochloromethane	46		0.50	0.50	r
67-66-3	Chloroform	47		0.50	0.50	r
56-23-5	Carbon Tetrachloride	51		1.0	1.0	r
109-99-9	Tetrahydrofuran (THF)	100		2.5	2.5	r
71-55-6	1,1,1-Trichloroethane	49		0.50	0.50	r
78-93-3	Methyl Ethyl Ketone	39		5.0	5.0	r
563-58-6	1,1-Dichloropropene	48		0.50	0.50	r
71-43-2	Benzene	49		0.50	0.50	r
107-06-2	1,2-Dichloroethane	48		0.50	0.50	r
79-01-6	Trichloroethene	49		0.50	0.50	r
74-95-3	Dibromomethane	49		1.0	1.0	r
78-87-5	1,2-dichloropropane	50		1.0	1.0	r
75-27-4	Bromodichloromethane	50		1.0	1.0	r
10061-01-5	cis-1,3-Dichloropropene	51		0.50	0.50	r
108-88-3	Toluene	50		0.50	0.50	r
108-10-1	4-Methyl-2-Pentanone	44		5.0	5.0	r
127-18-4	Tetrachloroethene	50		1.0	1.0	r
10061-02-6	trans-1,3-Dichloropropene	49		0.50	0.50	r
79-00-5	1,1,2-Trichloroethane	47		1.0	1.0	r

FORM I VOA

r=Result Reported U=Not Detected D=Reported Dilution E/J=Estimated Value X=Not Used S=Lab Solvent

CLIENT ID

VOLATILE ORGANICS ANALYSIS DATA SHEET

BY08831 LCS

Client: NETC Lab: Phoenix Env. Labs

SDG No.: GBY06958 Lab Sample ID: BY08831 LCS

Sample wt/vol: 5 (g/mL) g Lab File ID: 0425M03.D

Level: (low/med/meth): Low Date Received: 04/24/17

% Moisture: n.a. Date Analyzed: 04/25/17

Instrument: CHEM18 Column: rtx-vms Dilution Factor: 1

Purge Volume 5000 (uL) pH: n.a. Soil Aliquot Vol: 5000 (uL)

Matrix: (soil/water) Soil CONCENTRATION UNITS: (ug/L or ug/Kg) ug/Kg

CAS NO.	COMPOUND	CONC.	Q	MDL/LOD	RL/PQL	R
124-48-1	Dibromochloromethane	52		1.0	1.0	r
142-28-9	1,3-Dichloropropane	46		1.0	1.0	r
106-93-4	1,2-Dibromoethane	48		0.50	0.50	r
591-78-6	2-Hexanone	39		5.0	5.0	r
108-90-7	Chlorobenzene	48		0.50	0.50	r
100-41-4	Ethylbenzene	48		0.50	0.50	r
630-20-6	1,1,1,2-Tetrachloroethane	48		1.0	1.0	r
179601-23-1	m&p-Xylene	93		1.0	1.0	r
95-47-6	o-Xylene	49		1.0	1.0	r
100-42-5	Styrene	45		0.50	0.50	r
75-25-2	Bromoform	49		1.0	1.0	r
98-82-8	Isopropylbenzene	50		0.50	0.50	r
108-86-1	Bromobenzene	50		0.50	0.50	r
103-65-1	n-Propylbenzene	50		1.0	1.0	r
79-34-5	1,1,2,2-Tetrachloroethane	50		1.0	1.0	r
95-49-8	2-Chlorotoluene	49		1.0	1.0	r
108-67-8	1,3,5-Trimethylbenzene	50		0.50	0.50	r
96-18-4	1,2,3-Trichloropropane	44		0.50	0.50	r
110-57-6	trans-1,4-Dichloro-2-butene	240		2.5	2.5	r
106-43-4	4-Chlorotoluene	48		0.50	0.50	r
98-06-6	tert-Butylbenzene	50		0.50	0.50	r
95-63-6	1,2,4-Trimethylbenzene	49		0.50	0.50	r
135-98-8	sec-Butylbenzene	51		0.50	0.50	r
99-87-6	p-Isopropyltoluene	50		0.50	0.50	r
541-73-1	1,3-Dichlorobenzene	49		0.50	0.50	r
106-46-7	1,4-Dichlorobenzene	50		0.50	0.50	r
527-84-4	2-Isopropyltoluene	48		0.50	0.50	r
104-51-8	n-Butylbenzene	52		0.50	0.50	r
95-50-1	1,2-Dichlorobenzene	50		0.50	0.50	r
96-12-8	1,2-Dibromo-3-Chloropropane	52		1.0	1.0	r
87-68-3	Hexachlorobutadiene	53		0.50	0.50	r
120-82-1	1,2,4-Trichlorobenzene	47		1.0	1.0	r
91-20-3	Naphthalene	48		1.0	1.0	r
87-61-6	1,2,3-Trichlorobenzene	50		1.0	1.0	r

FORM I VOA

r=Result Reported U=Not Detected D=Reported Dilution E/J=Estimated Value X=Not Used S=Lab Solvent

Quantitation Report (Not Reviewed)

Data Path : H:\V2017\CHEM18\04APR\042517\
Data File : 0425M03.D
Acq On : 25 Apr 2017 9:32 am
Operator :
Client ID : BY08831 LCS
Lab ID : BY08831 LCS
ALS Vial : 1 Sample Multiplier: 1

Quant Time: Apr 25 11:04:11 2017
Quant Method : H:\V2017\CHEM18\METHODS\VT-M0421.M
Quant Title : VOA Standards for 5 point calibration
QLast Update : Fri Apr 21 13:57:31 2017
Response via : Initial Calibration

Compound	R.T.	QIon	Response	Conc	Units	Dev(Min)
Internal Standards						
1) Pentafluorobenzene	3.485	168	267358	50.000	ug/l	0.00
29) 1,4-Difluorobenzene	3.830	114	362027	50.000	ug/l	0.00
45) Chlorobenzene-d5	5.938	117	376411	50.000	ug/l	0.00
58) 1,4-Dichlorobenzene-d4	7.988	152	169975	50.000	ug/l	0.00
83) 1,4-Dioxane d8	4.311	96	8369	500.000	ug/l	0.00
System Monitoring Compounds						
27) % Dibromofluoromethane	3.223	192	23682	48.387	ug/l	0.00
Spiked Amount 50.000	Range 70 - 130		Recovery = 96.78%			
40) % Toluene-d8	4.750	98	475518	51.472	ug/l	0.00
Spiked Amount 50.000	Range 70 - 130		Recovery = 102.94%			
57) % Bromofluorobenzene	6.968	95	169473	48.834	ug/l	0.00
Spiked Amount 50.000	Range 70 - 130		Recovery = 97.66%			
59) % 1,2-dichlorobenzene-d4	8.391	152	160818	51.486	ug/l	0.00
Spiked Amount 50.000	Range 70 - 130		Recovery = 102.98%			
Target Compounds						Qvalue
2) Dichlorodifluoromethane	1.178	85	130473	52.793	ug/l	99
3) Chloromethane	1.298	50	186364	51.424	ug/l	97
4) Vinyl Chloride	1.340	62	157777	53.350	ug/l	99
5) Bromomethane	1.523	94	69024	50.973	ug/l	98
6) Chloroethane	1.591	64	79750	53.318	ug/l	98
7) Trichlorofluoromethane	1.665	101	186976	54.592	ug/l	99
8) 1,1-Dichloroethene	1.942	96	103450	50.284	ug/l	90
9) Trichlorotrifluoroethane	1.952	151	87680	46.650	ug/l	96
10) Carbon Disulfide	1.968	76	285423	50.025	ug/l	100
12) Methylene Chloride	2.250	84	93298	42.891	ug/l	97
13) Acetone	2.282	43	24382	36.924	ug/l	91
14) Trans-1,2-Dichloroethene	2.334	96	105521	48.042	ug/l	95
16) Methyl t-Butyl Ether (...	2.386	73	211121	47.234	ug/l	98
17) 1,1-Dichloroethane	2.669	63	224787	50.287	ug/l	98
18) Acrylonitrile	2.705	53	27257	41.828	ug/l	98
19) Cis-1,2-Dichloroethene	2.967	96	115858	48.709	ug/l	92
20) 2,2-Dichloropropane	3.030	77	162323	50.677	ug/l	94
21) Bromochloromethane	3.082	128	45034	45.800	ug/l	92
23) Chloroform	3.113	83	164723	46.701	ug/l	93
24) Carbon Tetrachloride	3.197	117	116955	51.491	ug/l	99
25) Tetrahydrofuran (THF)	3.218	42	48771	102.516	ug/l	90
26) 1,1,1-Trichloroethane	3.239	97	162016	48.757	ug/l	99
28) Methyl Ethyl Ketone	3.296	43	31088	38.622	ug/l	100
30) 1,1-Dichloropropene	3.307	75	138701	48.227	ug/l	98
31) Benzene	3.458	78	372147	48.893	ug/l	99
32) 1,2-Dichloroethane	3.584	62	123486	48.053	ug/l	93
34) Trichloroethene	3.809	130	115213	49.074	ug/l	98
35) Dibromomethane	4.091	93	48217	48.840	ug/l	97
36) 1,2-dichloropropane	4.154	63	105554	49.556	ug/l	98
37) Bromodichloromethane	4.185	83	114189	49.740	ug/l	98
38) cis-1,3-Dichloropropene	4.620	75	154809	51.244	ug/l	99
39) Toluene	4.787	92	241486	50.272	ug/l	99
41) 4-Methyl-2-Pentanone	5.064	43	75329	44.450	ug/l	95
42) Tetrachloroethene	5.069	164	104638	49.519	ug/l	99
43) trans-1,3-Dichloropropene	5.090	75	111947	49.004	ug/l	98
44) 1,1,2-Trichloroethane	5.211	97	67904	46.590	ug/l	93
46) Dibromochloromethane	5.347	129	88730	52.181	ug/l	98

Quantitation Report (Not Reviewed)

Data Path : H:\V2017\CHEM18\04APR\042517\
Data File : 0425M03.D
Acq On : 25 Apr 2017 9:32 am
Operator :
Client ID : BY08831 LCS
Lab ID : BY08831 LCS
ALS Vial : 1 Sample Multiplier: 1

Quant Time: Apr 25 11:04:11 2017
Quant Method : H:\V2017\CHEM18\METHODS\VT-M0421.M
Quant Title : VOA Standards for 5 point calibration
QLast Update : Fri Apr 21 13:57:31 2017
Response via : Initial Calibration

Compound	R.T.	QIon	Response	Conc	Units	Dev(Min)
47) 1,3-Dichloropropane	5.425	76	114920	45.673	ug/l	100
48) 1,2-Dibromoethane	5.535	107	69402	47.758	ug/l	97
49) 2-Hexanone	5.707	43	58496	39.101	ug/l	89
50) Chlorobenzene	5.948	112	272697	47.906	ug/l	97
51) Ethylbenzene	5.969	106	142643	47.928	ug/l	99
52) 1,1,1,2-Tetrachloroethane	6.000	131	83677	48.194	ug/l	97
53) m&p-Xylene	6.089	106	344557	93.324	ug/l	93
54) o-Xylene	6.450	106	189578	48.549	ug/l	91
55) Styrene	6.497	104	271086	45.014	ug/l	92
56) Bromoform	6.518	173	42801	48.547	ug/l	100
60) Isopropylbenzene	6.722	120	142823	49.833	ug/l	92
61) Bromobenzene	7.057	156	121276	50.268	ug/l	100
62) n-Propylbenzene	7.088	120	136759	50.179	ug/l	99
63) 1,1,2,2-Tetrachloroethane	7.156	83	68629	50.034	ug/l	98
64) 2-Chlorotoluene	7.224	126	113244	49.278	ug/l	94
65) 1,3,5-Trimethylbenzene	7.266	105	371295	49.497	ug/l	96
66) 1,2,3-Trichloropropane	7.277	75	51342	44.417	ug/l	84
67) trans-1,4-Dichloro-2-b...	7.318	75	85124	237.389	ug/l	84
68) 4-Chlorotoluene	7.376	126	108172	47.532	ug/l	92
69) tert-Butylbenzene	7.554	119	376590	50.281	ug/l	97
70) 1,2,4-Trimethylbenzene	7.622	105	368886	49.303	ug/l	97
71) sec-Butylbenzene	7.721	105	503177	50.826	ug/l	100
72) p-Isopropyltoluene	7.862	119	461298	49.861	ug/l	97
73) 1,3-Dichlorobenzene	7.920	146	219637	49.321	ug/l	100
74) 1,4-Dichlorobenzene	8.004	146	201943	49.682	ug/l	99
75) 2-Isopropyltoluene	8.098	119	395093	48.247	ug/l	98
76) n-Butylbenzene	8.260	91	396393	51.497	ug/l	99
77) 1,2-Dichlorobenzene	8.401	146	185483	49.575	ug/l	99
78) 1,2-Dibromo-3-Chloropr...	9.191	155	16187	52.165	ug/l	98
79) Hexachlorobutadiene	9.803	225	93422	52.543	ug/l	99
80) 1,2,4-Trichlorobenzene	9.824	180	128923	47.077	ug/l	99
81) Naphthalene	10.101	128	277051	47.764	ug/l	97
82) 1,2,3-Trichlorobenzene	10.258	180	129770	49.692	ug/l	100

(#)out of range (m)manual integration reviewed by analyst (+)signals summed

Quantitation Report (Not Reviewed)

Data Path : H:\V2017\CHEM18\04APR\042517\
Data File : 0425M03.D
Acq On : 25 Apr 2017 9:32 am
Operator :
Client ID : BY08831 LCS
Lab ID : BY08831 LCS
ALS Vial : 1 Sample Multiplier: 1

Quant Time: Apr 25 11:04:11 2017
Quant Method : H:\V2017\CHEM18\METHODS\VT-M0421.M
Quant Title : VOA Standards for 5 point calibration
QLast Update : Fri Apr 21 13:57:31 2017
Response via : Initial Calibration

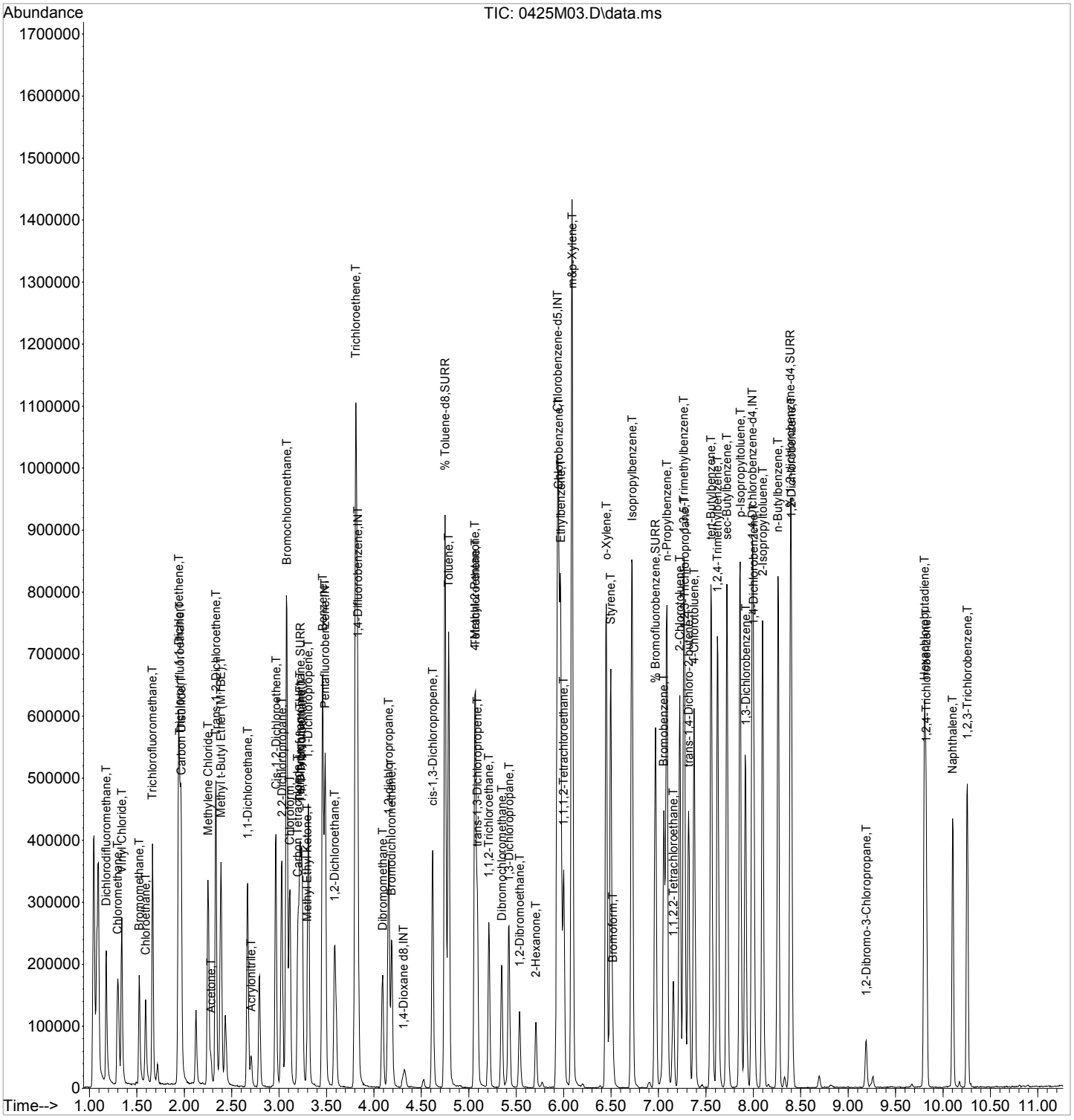

CLIENT ID

VOLATILE ORGANICS ANALYSIS DATA SHEET

BY08831 LCSD

Client: NETC Lab: Phoenix Env. Labs

SDG No.: GBY06958 Lab Sample ID: BY08831 LCSD

Sample wt/vol: 5 (g/mL) g Lab File ID: 0425M04.D

Level: (low/med/meth): Low Date Received: 04/24/17

% Moisture: n.a. Date Analyzed: 04/25/17

Instrument: CHEM18 Column: rtx-vms Dilution Factor: 1

Purge Volume 5000 (uL) pH: n.a. Soil Aliquot Vol: 5000 (uL)

Matrix: (soil/water) Soil CONCENTRATION UNITS: (ug/L or ug/Kg) ug/Kg

CAS NO.	COMPOUND	CONC.	Q	MDL/LOD	RL/PQL	R
75-71-8	Dichlorodifluoromethane	57		0.50	0.50	r
74-87-3	Chloromethane	56		1.0	1.0	r
75-01-4	Vinyl Chloride	57		0.50	0.50	r
74-83-9	Bromomethane	54		2.0	2.0	r
75-00-3	Chloroethane	57		0.50	0.50	r
75-69-4	Trichlorofluoromethane	58		1.0	1.0	r
75-35-4	1,1-Dichloroethene	54		0.50	0.50	r
76-13-1	Trichlorotrifluoroethane	49		0.50	0.50	r
75-15-0	Carbon Disulfide	54		1.0	1.0	r
75-09-2	Methylene Chloride	44		5.0	5.0	r
67-64-1	Acetone	37		5.0	5.0	r
156-60-5	Trans-1,2-Dichloroethene	51		0.50	0.50	r
1634-04-4	Methyl t-Butyl Ether (MTBE)	50		1.0	1.0	r
75-34-3	1,1-Dichloroethane	53		1.0	1.0	r
107-13-1	Acrylonitrile	43		1.0	1.0	r
156-59-2	Cis-1,2-Dichloroethene	51		0.50	0.50	r
594-20-7	2,2-Dichloropropane	53		0.50	0.50	r
74-97-5	Bromochloromethane	49		0.50	0.50	r
67-66-3	Chloroform	48		0.50	0.50	r
56-23-5	Carbon Tetrachloride	57		1.0	1.0	r
109-99-9	Tetrahydrofuran (THF)	110		2.5	2.5	r
71-55-6	1,1,1-Trichloroethane	50		0.50	0.50	r
78-93-3	Methyl Ethyl Ketone	40		5.0	5.0	r
563-58-6	1,1-Dichloropropene	52		0.50	0.50	r
71-43-2	Benzene	52		0.50	0.50	r
107-06-2	1,2-Dichloroethane	50		0.50	0.50	r
79-01-6	Trichloroethene	53		0.50	0.50	r
74-95-3	Dibromomethane	52		1.0	1.0	r
78-87-5	1,2-dichloropropane	53		1.0	1.0	r
75-27-4	Bromodichloromethane	53		1.0	1.0	r
10061-01-5	cis-1,3-Dichloropropene	54		0.50	0.50	r
108-88-3	Toluene	54		0.50	0.50	r
108-10-1	4-Methyl-2-Pentanone	45		5.0	5.0	r
127-18-4	Tetrachloroethene	54		1.0	1.0	r
10061-02-6	trans-1,3-Dichloropropene	50		0.50	0.50	r
79-00-5	1,1,2-Trichloroethane	49		1.0	1.0	r

FORM I VOA

r=Result Reported U=Not Detected D=Reported Dilution E/J=Estimated Value X=Not Used S=Lab Solvent

CLIENT ID

VOLATILE ORGANICS ANALYSIS DATA SHEET

BY08831 LCSD

Client: NETC Lab: Phoenix Env. Labs

SDG No.: GBY06958 Lab Sample ID: BY08831 LCSD

Sample wt/vol: 5 (g/mL) g Lab File ID: 0425M04.D

Level: (low/med/meth): Low Date Received: 04/24/17

% Moisture: n.a. Date Analyzed: 04/25/17

Instrument: CHEM18 Column: rtx-vms Dilution Factor: 1

Purge Volume 5000 (uL) pH: n.a. Soil Aliquot Vol: 5000 (uL)

Matrix: (soil/water) Soil CONCENTRATION UNITS: (ug/L or ug/Kg) ug/Kg

CAS NO.	COMPOUND	CONC.	Q	MDL/LOD	RL/PQL	R
124-48-1	Dibromochloromethane	56		1.0	1.0	r
142-28-9	1,3-Dichloropropane	48		1.0	1.0	r
106-93-4	1,2-Dibromoethane	51		0.50	0.50	r
591-78-6	2-Hexanone	41		5.0	5.0	r
108-90-7	Chlorobenzene	52		0.50	0.50	r
100-41-4	Ethylbenzene	51		0.50	0.50	r
630-20-6	1,1,1,2-Tetrachloroethane	51		1.0	1.0	r
179601-23-1	m&p-Xylene	99		1.0	1.0	r
95-47-6	o-Xylene	52		1.0	1.0	r
100-42-5	Styrene	48		0.50	0.50	r
75-25-2	Bromoform	51		1.0	1.0	r
98-82-8	Isopropylbenzene	54		0.50	0.50	r
108-86-1	Bromobenzene	55		0.50	0.50	r
103-65-1	n-Propylbenzene	54		1.0	1.0	r
79-34-5	1,1,2,2-Tetrachloroethane	53		1.0	1.0	r
95-49-8	2-Chlorotoluene	53		1.0	1.0	r
108-67-8	1,3,5-Trimethylbenzene	54		0.50	0.50	r
96-18-4	1,2,3-Trichloropropane	48		0.50	0.50	r
110-57-6	trans-1,4-Dichloro-2-butene	260		2.5	2.5	r
106-43-4	4-Chlorotoluene	53		0.50	0.50	r
98-06-6	tert-Butylbenzene	54		0.50	0.50	r
95-63-6	1,2,4-Trimethylbenzene	53		0.50	0.50	r
135-98-8	sec-Butylbenzene	56		0.50	0.50	r
99-87-6	p-Isopropyltoluene	54		0.50	0.50	r
541-73-1	1,3-Dichlorobenzene	52		0.50	0.50	r
106-46-7	1,4-Dichlorobenzene	53		0.50	0.50	r
527-84-4	2-Isopropyltoluene	53		0.50	0.50	r
104-51-8	n-Butylbenzene	56		0.50	0.50	r
95-50-1	1,2-Dichlorobenzene	54		0.50	0.50	r
96-12-8	1,2-Dibromo-3-Chloropropane	55		1.0	1.0	r
87-68-3	Hexachlorobutadiene	55		0.50	0.50	r
120-82-1	1,2,4-Trichlorobenzene	50		1.0	1.0	r
91-20-3	Naphthalene	52		1.0	1.0	r
87-61-6	1,2,3-Trichlorobenzene	53		1.0	1.0	r

FORM I VOA

r=Result Reported U=Not Detected D=Reported Dilution E/J=Estimated Value X=Not Used S=Lab Solvent

Quantitation Report (Not Reviewed)

Data Path : H:\V2017\CHEM18\04APR\042517\
Data File : 0425M04.D
Acq On : 25 Apr 2017 10:00 am
Operator :
Client ID : BY08831 LCSD
Lab ID : BY08831 LCSD
ALS Vial : 1 Sample Multiplier: 1

Quant Time: Apr 25 11:03:17 2017
Quant Method : H:\V2017\CHEM18\METHODS\VT-M0421.M
Quant Title : VOA Standards for 5 point calibration
QLast Update : Fri Apr 21 13:57:31 2017
Response via : Initial Calibration

Compound	R.T.	QIon	Response	Conc	Units	Dev(Min)
Internal Standards						
1) Pentafluorobenzene	3.485	168	256510	50.000	ug/l	0.00
29) 1,4-Difluorobenzene	3.825	114	346606	50.000	ug/l	0.00
45) Chlorobenzene-d5	5.932	117	356157	50.000	ug/l	0.00
58) 1,4-Dichlorobenzene-d4	7.988	152	158596	50.000	ug/l	0.00
83) 1,4-Dioxane d8	4.306	96	7630	500.000	ug/l	0.00
System Monitoring Compounds						
27) % Dibromofluoromethane	3.223	192	23609	50.278	ug/l	0.00
Spiked Amount 50.000	Range 70 - 130		Recovery = 100.56%			
40) % Toluene-d8	4.750	98	454042	51.334	ug/l	0.00
Spiked Amount 50.000	Range 70 - 130		Recovery = 102.66%			
57) % Bromofluorobenzene	6.968	95	155296	47.293	ug/l	0.00
Spiked Amount 50.000	Range 70 - 130		Recovery = 94.58%			
59) % 1,2-dichlorobenzene-d4	8.391	152	147525	50.619	ug/l	0.00
Spiked Amount 50.000	Range 70 - 130		Recovery = 101.24%			
Target Compounds						Qvalue
2) Dichlorodifluoromethane	1.178	85	135720	57.238	ug/l	99
3) Chloromethane	1.298	50	195313	56.173	ug/l	99
4) Vinyl Chloride	1.340	62	161859	57.044	ug/l	97
5) Bromomethane	1.523	94	70220	54.050	ug/l	99
6) Chloroethane	1.591	64	81175	56.566	ug/l	100
7) Trichlorofluoromethane	1.664	101	189900	57.790	ug/l	99
8) 1,1-Dichloroethene	1.942	96	106587	54.000	ug/l	89
9) Trichlorotrifluoroethane	1.952	151	88364	49.002	ug/l	98
10) Carbon Disulfide	1.968	76	295727	54.023	ug/l	100
12) Methylene Chloride	2.250	84	91918	44.043	ug/l	97
13) Acetone	2.282	43	23720	37.441	ug/l	91
14) Trans-1,2-Dichloroethene	2.329	96	107799	51.154	ug/l	94
16) Methyl t-Butyl Ether (...	2.386	73	215043	50.146	ug/l	99
17) 1,1-Dichloroethane	2.669	63	227952	53.152	ug/l	98
18) Acrylonitrile	2.705	53	26605	42.555	ug/l	94
19) Cis-1,2-Dichloroethene	2.967	96	116928	51.238	ug/l	91
20) 2,2-Dichloropropane	3.030	77	161788	52.647	ug/l	95
21) Bromochloromethane	3.082	128	46634	49.433	ug/l#	87
23) Chloroform	3.113	83	163938	48.444	ug/l	98
24) Carbon Tetrachloride	3.197	117	124091	56.944	ug/l	100
25) Tetrahydrofuran (THF)	3.218	42	48969	107.286	ug/l	94
26) 1,1,1-Trichloroethane	3.239	97	160553	50.360	ug/l	98
28) Methyl Ethyl Ketone	3.296	43	30924	40.043	ug/l	100
30) 1,1-Dichloropropene	3.307	75	144328	52.416	ug/l	98
31) Benzene	3.458	78	377638	51.822	ug/l	99
32) 1,2-Dichloroethane	3.584	62	123845	50.337	ug/l	93
34) Trichloroethene	3.809	130	118185	52.580	ug/l	97
35) Dibromomethane	4.091	93	48684	51.507	ug/l	95
36) 1,2-dichloropropane	4.154	63	107523	52.726	ug/l	97
37) Bromodichloromethane	4.185	83	116526	53.017	ug/l	95
38) cis-1,3-Dichloropropene	4.620	75	155815	53.872	ug/l	98
39) Toluene	4.787	92	247776	53.876	ug/l	98
41) 4-Methyl-2-Pentanone	5.064	43	72274	44.544	ug/l	97
42) Tetrachloroethene	5.069	164	110065	54.405	ug/l	98
43) trans-1,3-Dichloropropene	5.090	75	110069	50.325	ug/l	99
44) 1,1,2-Trichloroethane	5.211	97	67988	48.723	ug/l	98
46) Dibromochloromethane	5.347	129	89391	55.560	ug/l	98

Quantitation Report (Not Reviewed)

Data Path : H:\V2017\CHEM18\04APR\042517\
Data File : 0425M04.D
Acq On : 25 Apr 2017 10:00 am
Operator :
Client ID : BY08831 LCSD
Lab ID : BY08831 LCSD
ALS Vial : 1 Sample Multiplier: 1

Quant Time: Apr 25 11:03:17 2017
Quant Method : H:\V2017\CHEM18\METHODS\VT-M0421.M
Quant Title : VOA Standards for 5 point calibration
QLast Update : Fri Apr 21 13:57:31 2017
Response via : Initial Calibration

Compound	R.T.	QIon	Response	Conc	Units	Dev(Min)
47) 1,3-Dichloropropane	5.425	76	114572	48.124	ug/l	99
48) 1,2-Dibromoethane	5.535	107	70162	51.026	ug/l	100
49) 2-Hexanone	5.707	43	57746	40.795	ug/l	86
50) Chlorobenzene	5.948	112	278874	51.777	ug/l	98
51) Ethylbenzene	5.969	106	144117	51.177	ug/l	98
52) 1,1,1,2-Tetrachloroethane	6.000	131	84206	51.257	ug/l	96
53) m&p-Xylene	6.089	106	344279	98.551	ug/l	92
54) o-Xylene	6.450	106	191092	51.720	ug/l	91
55) Styrene	6.497	104	272938	47.899	ug/l	93
56) Bromoform	6.518	173	42419	50.850	ug/l	98
60) Isopropylbenzene	6.722	120	143410	53.628	ug/l	89
61) Bromobenzene	7.057	156	123753	54.975	ug/l	98
62) n-Propylbenzene	7.088	120	138265	54.371	ug/l	99
63) 1,1,2,2-Tetrachloroethane	7.156	83	68458	53.490	ug/l	99
64) 2-Chlorotoluene	7.224	126	113678	53.017	ug/l	92
65) 1,3,5-Trimethylbenzene	7.271	105	376936	53.855	ug/l	96
66) 1,2,3-Trichloropropane	7.277	75	52218	48.416	ug/l	87
67) trans-1,4-Dichloro-2-b...	7.318	75	85448	255.390	ug/l	87
68) 4-Chlorotoluene	7.376	126	111556	52.536	ug/l	98
69) tert-Butylbenzene	7.554	119	379128	54.252	ug/l	96
70) 1,2,4-Trimethylbenzene	7.627	105	369751	52.964	ug/l	96
71) sec-Butylbenzene	7.721	105	515554	55.813	ug/l	100
72) p-Isopropyltoluene	7.862	119	468555	54.279	ug/l	97
73) 1,3-Dichlorobenzene	7.920	146	217250	52.285	ug/l	99
74) 1,4-Dichlorobenzene	8.004	146	202414	53.371	ug/l	99
75) 2-Isopropyltoluene	8.098	119	401113	52.496	ug/l	98
76) n-Butylbenzene	8.260	91	404806	56.363	ug/l	99
77) 1,2-Dichlorobenzene	8.401	146	189506	54.284	ug/l	99
78) 1,2-Dibromo-3-Chloropr...	9.196	155	15841	54.713	ug/l	95
79) Hexachlorobutadiene	9.803	225	91713	55.283	ug/l	98
80) 1,2,4-Trichlorobenzene	9.824	180	128917	50.452	ug/l	99
81) Naphthalene	10.101	128	281837	52.076	ug/l	99
82) 1,2,3-Trichlorobenzene	10.258	180	129633	53.202	ug/l	99

(#)out of range (m)manual integration reviewed by analyst (+)signals summed

Quantitation Report (Not Reviewed)

Data Path : H:\V2017\CHEM18\04APR\042517\
Data File : 0425M04.D
Acq On : 25 Apr 2017 10:00 am
Operator :
Client ID : BY08831 LCSD
Lab ID : BY08831 LCSD
ALS Vial : 1 Sample Multiplier: 1

Quant Time: Apr 25 11:03:17 2017
Quant Method : H:\V2017\CHEM18\METHODS\VT-M0421.M
Quant Title : VOA Standards for 5 point calibration
QLast Update : Fri Apr 21 13:57:31 2017
Response via : Initial Calibration

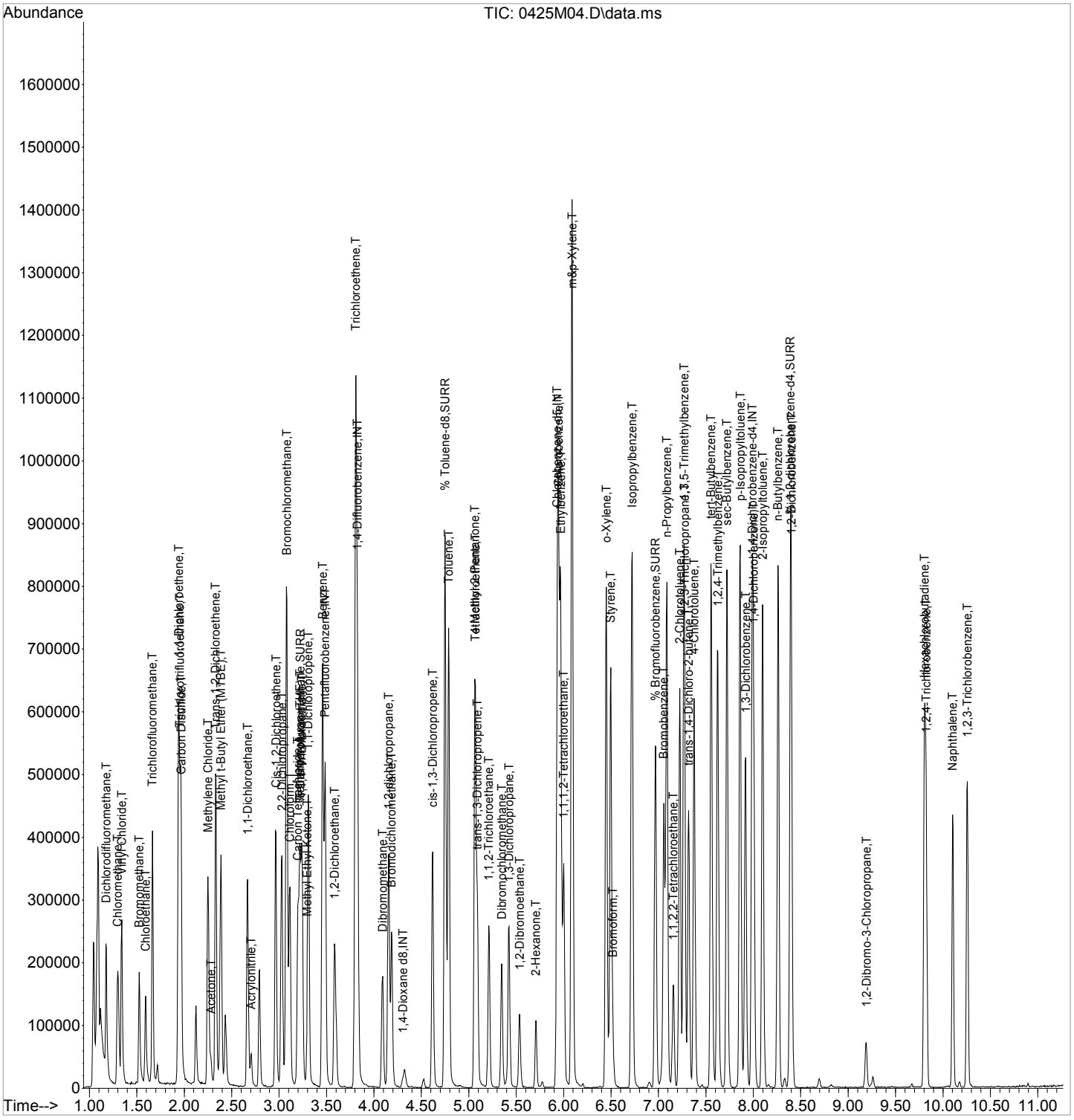

CLIENT ID

VOLATILE ORGANICS ANALYSIS DATA SHEET

BY08831 MS

Client: NETC Lab: Phoenix Env. Labs

SDG No.: GBY06958 Lab Sample ID: BY08831 MS

Sample wt/vol: 5 (g/mL) g Lab File ID: 0425M30.D

Level: (low/med/meth): Low Date Received: 04/24/17

% Moisture: n.a. Date Analyzed: 04/25/17

Instrument: CHEM18 Column: rtx-vms Dilution Factor: 1

Purge Volume 5000 (uL) pH: n.a. Soil Aliquot Vol: 5000 (uL)

Matrix: (soil/water) Soil CONCENTRATION UNITS: (ug/L or ug/Kg) ug/Kg

CAS NO.	COMPOUND	CONC.	Q	MDL/LOD	RL/PQL	R
75-71-8	Dichlorodifluoromethane	66		0.54	0.54	r
74-87-3	Chloromethane	61		1.1	1.1	r
75-01-4	Vinyl Chloride	61		0.54	0.54	r
74-83-9	Bromomethane	61		2.2	2.2	r
75-00-3	Chloroethane	60		0.54	0.54	r
75-69-4	Trichlorofluoromethane	60		1.1	1.1	r
75-35-4	1,1-Dichloroethene	57		0.54	0.54	r
76-13-1	Trichlorotrifluoroethane	51		0.54	0.54	r
75-15-0	Carbon Disulfide	58		1.1	1.1	r
75-09-2	Methylene Chloride	48		5.4	5.4	r
67-64-1	Acetone	45		5.4	5.4	r
156-60-5	Trans-1,2-Dichloroethene	55		0.54	0.54	r
1634-04-4	Methyl t-Butyl Ether (MTBE)	55		1.1	1.1	r
75-34-3	1,1-Dichloroethane	57		1.1	1.1	r
107-13-1	Acrylonitrile	49		1.1	1.1	r
156-59-2	Cis-1,2-Dichloroethene	55		0.54	0.54	r
594-20-7	2,2-Dichloropropane	54		0.54	0.54	r
74-97-5	Bromochloromethane	53		0.54	0.54	r
67-66-3	Chloroform	53		0.54	0.54	r
56-23-5	Carbon Tetrachloride	56		1.1	1.1	r
109-99-9	Tetrahydrofuran (THF)	130		2.7	2.7	r
71-55-6	1,1,1-Trichloroethane	54		0.54	0.54	r
78-93-3	Methyl Ethyl Ketone	45		5.4	5.4	r
563-58-6	1,1-Dichloropropene	53		0.54	0.54	r
71-43-2	Benzene	54		0.54	0.54	r
107-06-2	1,2-Dichloroethane	55		0.54	0.54	r
79-01-6	Trichloroethene	54		0.54	0.54	r
74-95-3	Dibromomethane	54		1.1	1.1	r
78-87-5	1,2-dichloropropane	55		1.1	1.1	r
75-27-4	Bromodichloromethane	55		1.1	1.1	r
10061-01-5	cis-1,3-Dichloropropene	56		0.54	0.54	r
108-88-3	Toluene	54		0.54	0.54	r
108-10-1	4-Methyl-2-Pentanone	51		5.4	5.4	r
127-18-4	Tetrachloroethene	53		1.1	1.1	r
10061-02-6	trans-1,3-Dichloropropene	53		0.54	0.54	r
79-00-5	1,1,2-Trichloroethane	54		1.1	1.1	r

FORM I VOA

r=Result Reported U=Not Detected D=Reported Dilution E/J=Estimated Value X=Not Used S=Lab Solvent

CLIENT ID

VOLATILE ORGANICS ANALYSIS DATA SHEET

BY08831 MS

Client: NETC Lab: Phoenix Env. Labs

SDG No.: GBY06958 Lab Sample ID: BY08831 MS

Sample wt/vol: 5 (g/mL) g Lab File ID: 0425M30.D

Level: (low/med/meth): Low Date Received: 04/24/17

% Moisture: n.a. Date Analyzed: 04/25/17

Instrument: CHEM18 Column: rtx-vms Dilution Factor: 1

Purge Volume 5000 (uL) pH: n.a. Soil Aliquot Vol: 5000 (uL)

Matrix: (soil/water) Soil CONCENTRATION UNITS: (ug/L or ug/Kg) ug/Kg

CAS NO.	COMPOUND	CONC.	Q	MDL/LOD	RL/PQL	R
124-48-1	Dibromochloromethane	55		1.1	1.1	r
142-28-9	1,3-Dichloropropane	52		1.1	1.1	r
106-93-4	1,2-Dibromoethane	55		0.54	0.54	r
591-78-6	2-Hexanone	44		5.4	5.4	r
108-90-7	Chlorobenzene	52		0.54	0.54	r
100-41-4	Ethylbenzene	51		0.54	0.54	r
630-20-6	1,1,1,2-Tetrachloroethane	52		1.1	1.1	r
179601-23-1	m&p-Xylene	100		1.1	1.1	r
95-47-6	o-Xylene	53		1.1	1.1	r
100-42-5	Styrene	49		0.54	0.54	r
75-25-2	Bromoform	51		1.1	1.1	r
98-82-8	Isopropylbenzene	55		0.54	0.54	r
108-86-1	Bromobenzene	56		0.54	0.54	r
103-65-1	n-Propylbenzene	54		1.1	1.1	r
79-34-5	1,1,2,2-Tetrachloroethane	57		1.1	1.1	r
95-49-8	2-Chlorotoluene	54		1.1	1.1	r
108-67-8	1,3,5-Trimethylbenzene	53		0.54	0.54	r
96-18-4	1,2,3-Trichloropropane	52		0.54	0.54	r
110-57-6	trans-1,4-Dichloro-2-butene	250		2.7	2.7	r
106-43-4	4-Chlorotoluene	51		0.54	0.54	r
98-06-6	tert-Butylbenzene	55		0.54	0.54	r
95-63-6	1,2,4-Trimethylbenzene	53		0.54	0.54	r
135-98-8	sec-Butylbenzene	55		0.54	0.54	r
99-87-6	p-Isopropyltoluene	53		0.54	0.54	r
541-73-1	1,3-Dichlorobenzene	51		0.54	0.54	r
106-46-7	1,4-Dichlorobenzene	51		0.54	0.54	r
527-84-4	2-Isopropyltoluene	53		0.54	0.54	r
104-51-8	n-Butylbenzene	53		0.54	0.54	r
95-50-1	1,2-Dichlorobenzene	54		0.54	0.54	r
96-12-8	1,2-Dibromo-3-Chloropropane	58		1.1	1.1	r
87-68-3	Hexachlorobutadiene	54		0.54	0.54	r
120-82-1	1,2,4-Trichlorobenzene	44		1.1	1.1	r
91-20-3	Naphthalene	54		1.1	1.1	r
87-61-6	1,2,3-Trichlorobenzene	51		1.1	1.1	r

FORM I VOA

r=Result Reported U=Not Detected D=Reported Dilution E/J=Estimated Value X=Not Used S=Lab Solvent

Quantitation Report (QT Reviewed)

Data Path : H:\V2017\CHEM18\04APR\042517\
Data File : 0425M30.D
Acq On : 25 Apr 2017 7:57 pm
Operator :
Client ID : BY08831 MS
Lab ID : BY08831 MS
ALS Vial : 1 Sample Multiplier: 1

Quant Time: Apr 26 09:54:05 2017
Quant Method : H:\V2017\CHEM18\Methods\VT-M0421.M
Quant Title : VOA Standards for 5 point calibration
QLast Update : Fri Apr 21 13:57:31 2017
Response via : Initial Calibration

Compound	R.T.	QIon	Response	Conc	Units	Dev(Min)
Internal Standards						
1) Pentafluorobenzene	3.479	168	252833	50.000	ug/l	0.00
29) 1,4-Difluorobenzene	3.824	114	349988	50.000	ug/l	0.00
45) Chlorobenzene-d5	5.932	117	360137	50.000	ug/l	0.00
58) 1,4-Dichlorobenzene-d4	7.988	152	160798	50.000	ug/l	0.00
83) 1,4-Dioxane d8	4.306	96	8583	500.000	ug/l	0.00
System Monitoring Compounds						
27) % Dibromofluoromethane	3.218	192	22711	49.069	ug/l	0.00
Spiked Amount 50.000	Range 70 - 130		Recovery = 98.14%			
40) % Toluene-d8	4.750	98	448767	50.247	ug/l	0.00
Spiked Amount 50.000	Range 70 - 130		Recovery = 100.50%			
57) % Bromofluorobenzene	6.968	95	164448	49.527	ug/l	0.00
Spiked Amount 50.000	Range 70 - 130		Recovery = 99.06%			
59) % 1,2-dichlorobenzene-d4	8.390	152	150679	50.993	ug/l	0.00
Spiked Amount 50.000	Range 70 - 130		Recovery = 101.98%			
Target Compounds						Qvalue
2) Dichlorodifluoromethane	1.168	85	143594	61.440	ug/l	99
3) Chloromethane	1.293	50	193189	56.370	ug/l	97
4) Vinyl Chloride	1.330	62	159411	56.999	ug/l	100
5) Bromomethane	1.518	94	72547	56.653	ug/l	97
6) Chloroethane	1.581	64	78487	55.488	ug/l	98
7) Trichlorofluoromethane	1.659	101	181961	56.179	ug/l	98
8) 1,1-Dichloroethene	1.931	96	102740	52.808	ug/l	88
9) Trichlorotrifluoroethane	1.947	151	84330	47.445	ug/l	98
10) Carbon Disulfide	1.957	76	290367	53.816	ug/l	100
12) Methylene Chloride	2.245	84	91889	44.670	ug/l	98
13) Acetone	2.276	43	26031	41.686	ug/l	90
14) Trans-1,2-Dichloroethene	2.323	96	105432	50.759	ug/l	95
16) Methyl t-Butyl Ether (...	2.381	73	215264	50.928	ug/l	97
17) 1,1-Dichloroethane	2.663	63	223269	52.817	ug/l	99
18) Acrylonitrile	2.700	53	27967	45.384	ug/l	96
19) Cis-1,2-Dichloroethene	2.961	96	115747	51.458	ug/l	90
20) 2,2-Dichloropropane	3.024	77	151534	50.027	ug/l	97
21) Bromochloromethane	3.077	128	46066	49.541	ug/l	90
23) Chloroform	3.108	83	163660	49.065	ug/l	99
24) Carbon Tetrachloride	3.197	117	112690	52.464	ug/l	99
25) Tetrahydrofuran (THF)	3.213	42	52313	116.279	ug/l	90
26) 1,1,1-Trichloroethane	3.239	97	158420	50.414	ug/l	99
28) Methyl Ethyl Ketone	3.291	43	32039	42.090	ug/l	96
30) 1,1-Dichloropropene	3.307	75	136537	49.108	ug/l	98
31) Benzene	3.458	78	368578	50.090	ug/l	100
32) 1,2-Dichloroethane	3.579	62	127386	51.276	ug/l	93
34) Trichloroethene	3.809	130	112994	49.785	ug/l	99
35) Dibromomethane	4.086	93	48141	50.440	ug/l	94
36) 1,2-dichloropropane	4.154	63	105478	51.224	ug/l	99
37) Bromodichloromethane	4.185	83	113922	51.331	ug/l	93
38) cis-1,3-Dichloropropene	4.614	75	153005	52.389	ug/l	99
39) Toluene	4.787	92	232597	50.087	ug/l	97
41) 4-Methyl-2-Pentanone	5.064	43	78294	47.788	ug/l	93
42) Tetrachloroethene	5.064	164	100038	48.971	ug/l	97
43) trans-1,3-Dichloropropene	5.090	75	108540	49.147	ug/l	98
44) 1,1,2-Trichloroethane	5.210	97	70916	50.330	ug/l	99
46) Dibromochloromethane	5.346	129	82949	50.986	ug/l	99

Quantitation Report (QT Reviewed)

Data Path : H:\V2017\CHEM18\04APR\042517\
Data File : 0425M30.D
Acq On : 25 Apr 2017 7:57 pm
Operator :
Client ID : BY08831 MS
Lab ID : BY08831 MS
ALS Vial : 1 Sample Multiplier: 1

Quant Time: Apr 26 09:54:05 2017
Quant Method : H:\V2017\CHEM18\Methods\VT-M0421.M
Quant Title : VOA Standards for 5 point calibration
QLast Update : Fri Apr 21 13:57:31 2017
Response via : Initial Calibration

Compound	R.T.	QIon	Response	Conc Units	Dev(Min)
47) 1,3-Dichloropropane	5.425	76	115499	47.977 ug/l	100
48) 1,2-Dibromoethane	5.535	107	70703	50.852 ug/l	99
49) 2-Hexanone	5.707	43	58062	40.565 ug/l	85
50) Chlorobenzene	5.948	112	262794	48.252 ug/l	100
51) Ethylbenzene	5.969	106	135563	47.607 ug/l	97
52) 1,1,1,2-Tetrachloroethane	6.000	131	80323	48.353 ug/l	97
53) m&p-Xylene	6.089	106	329390	93.247 ug/l	92
54) o-Xylene	6.450	106	185372	49.617 ug/l	91
55) Styrene	6.497	104	264247	45.861 ug/l	94
56) Bromoform	6.518	173	39927	47.334 ug/l	100
60) Isopropylbenzene	6.717	120	138475	51.074 ug/l	93
61) Bromobenzene	7.057	156	119406	52.317 ug/l	99
62) n-Propylbenzene	7.088	120	128876	49.985 ug/l	100
63) 1,1,2,2-Tetrachloroethane	7.156	83	69032	53.200 ug/l	97
64) 2-Chlorotoluene	7.224	126	109005	50.141 ug/l	95
65) 1,3,5-Trimethylbenzene	7.271	105	352242	49.637 ug/l	97
66) 1,2,3-Trichloropropane	7.276	75	52661	48.158 ug/l	90
67) trans-1,4-Dichloro-2-b...	7.318	75	78440	231.233 ug/l	81
68) 4-Chlorotoluene	7.376	126	102840	47.768 ug/l	97
69) tert-Butylbenzene	7.559	119	363831	51.350 ug/l	96
70) 1,2,4-Trimethylbenzene	7.627	105	349412	49.365 ug/l	97
71) sec-Butylbenzene	7.721	105	477878	51.026 ug/l	99
72) p-Isopropyltoluene	7.862	119	431439	49.295 ug/l	97
73) 1,3-Dichlorobenzene	7.920	146	200603	47.618 ug/l	98
74) 1,4-Dichlorobenzene	8.003	146	183309	47.672 ug/l	99
75) 2-Isopropyltoluene	8.098	119	380410	49.105 ug/l	98
76) n-Butylbenzene	8.260	91	358586	49.244 ug/l	99
77) 1,2-Dichlorobenzene	8.401	146	176571	49.886 ug/l	99
78) 1,2-Dibromo-3-Chloropr...	9.191	155	15861	54.032 ug/l	94
79) Hexachlorobutadiene	9.808	225	84927	50.491 ug/l	99
80) 1,2,4-Trichlorobenzene	9.824	180	104941	40.507 ug/l	95
81) Naphthalene	10.101	128	273117	49.773 ug/l	97
82) 1,2,3-Trichlorobenzene	10.258	180	116780	47.270 ug/l	100

(#)out of range (m)manual integration reviewed by analyst (+)signals summed

Quantitation Report (QT Reviewed)

Data Path : H:\V2017\CHEM18\04APR\042517\
Data File : 0425M30.D
Acq On : 25 Apr 2017 7:57 pm
Operator :
Client ID : BY08831 MS
Lab ID : BY08831 MS
ALS Vial : 1 Sample Multiplier: 1

Quant Time: Apr 26 09:54:05 2017
Quant Method : H:\V2017\CHEM18\Methods\VT-M0421.M
Quant Title : VOA Standards for 5 point calibration
QLast Update : Fri Apr 21 13:57:31 2017
Response via : Initial Calibration

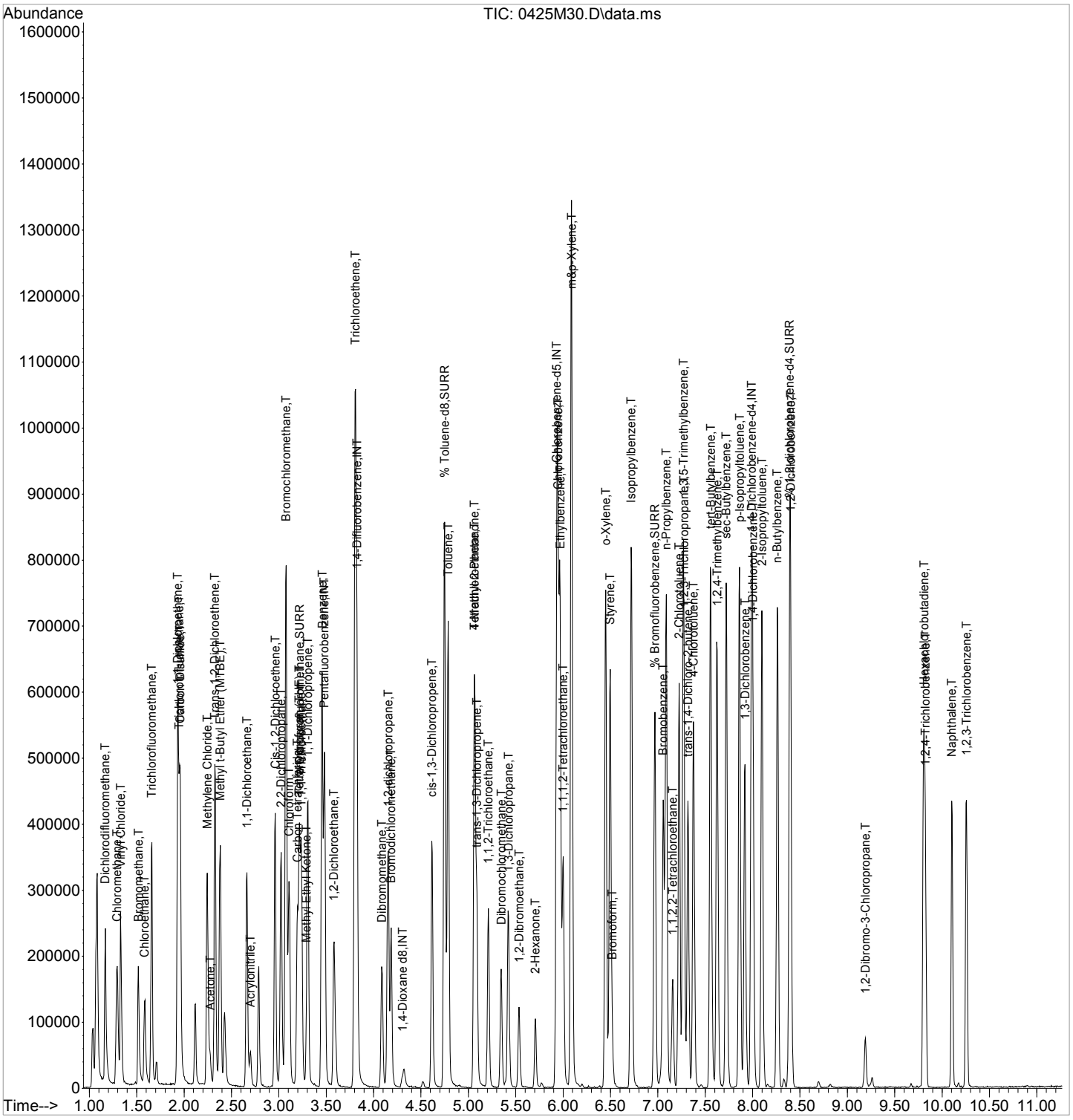

CLIENT ID

VOLATILE ORGANICS ANALYSIS DATA SHEET

BY08831 MSD

Client: NETC Lab: Phoenix Env. Labs

SDG No.: GBY06958 Lab Sample ID: BY08831 MSD

Sample wt/vol: 5 (g/mL) g Lab File ID: 0425M31.D

Level: (low/med/meth): Low Date Received: 04/24/17

% Moisture: n.a. Date Analyzed: 04/25/17

Instrument: CHEM18 Column: rtx-vms Dilution Factor: 1

Purge Volume 5000 (uL) pH: n.a. Soil Aliquot Vol: 5000 (uL)

Matrix: (soil/water) Soil CONCENTRATION UNITS: (ug/L or ug/Kg) ug/Kg

CAS NO.	COMPOUND	CONC.	Q	MDL/LOD	RL/PQL	R
75-71-8	Dichlorodifluoromethane	67		0.54	0.54	r
74-87-3	Chloromethane	59		1.1	1.1	r
75-01-4	Vinyl Chloride	62		0.54	0.54	r
74-83-9	Bromomethane	61		2.2	2.2	r
75-00-3	Chloroethane	61		0.54	0.54	r
75-69-4	Trichlorofluoromethane	60		1.1	1.1	r
75-35-4	1,1-Dichloroethene	59		0.54	0.54	r
76-13-1	Trichlorotrifluoroethane	52		0.54	0.54	r
75-15-0	Carbon Disulfide	57		1.1	1.1	r
75-09-2	Methylene Chloride	48		5.4	5.4	r
67-64-1	Acetone	41		5.4	5.4	r
156-60-5	Trans-1,2-Dichloroethene	56		0.54	0.54	r
1634-04-4	Methyl t-Butyl Ether (MTBE)	54		1.1	1.1	r
75-34-3	1,1-Dichloroethane	57		1.1	1.1	r
107-13-1	Acrylonitrile	48		1.1	1.1	r
156-59-2	Cis-1,2-Dichloroethene	54		0.54	0.54	r
594-20-7	2,2-Dichloropropane	55		0.54	0.54	r
74-97-5	Bromochloromethane	53		0.54	0.54	r
67-66-3	Chloroform	54		0.54	0.54	r
56-23-5	Carbon Tetrachloride	57		1.1	1.1	r
109-99-9	Tetrahydrofuran (THF)	120		2.7	2.7	r
71-55-6	1,1,1-Trichloroethane	53		0.54	0.54	r
78-93-3	Methyl Ethyl Ketone	43		5.4	5.4	r
563-58-6	1,1-Dichloropropene	55		0.54	0.54	r
71-43-2	Benzene	54		0.54	0.54	r
107-06-2	1,2-Dichloroethane	55		0.54	0.54	r
79-01-6	Trichloroethene	55		0.54	0.54	r
74-95-3	Dibromomethane	55		1.1	1.1	r
78-87-5	1,2-dichloropropane	56		1.1	1.1	r
75-27-4	Bromodichloromethane	56		1.1	1.1	r
10061-01-5	cis-1,3-Dichloropropene	56		0.54	0.54	r
108-88-3	Toluene	56		0.54	0.54	r
108-10-1	4-Methyl-2-Pentanone	51		5.4	5.4	r
127-18-4	Tetrachloroethene	56		1.1	1.1	r
10061-02-6	trans-1,3-Dichloropropene	53		0.54	0.54	r
79-00-5	1,1,2-Trichloroethane	53		1.1	1.1	r

FORM I VOA

r=Result Reported U=Not Detected D=Reported Dilution E/J=Estimated Value X=Not Used S=Lab Solvent

CLIENT ID

VOLATILE ORGANICS ANALYSIS DATA SHEET

BY08831 MSD

Client: NETC Lab: Phoenix Env. Labs

SDG No.: GBY06958 Lab Sample ID: BY08831 MSD

Sample wt/vol: 5 (g/mL) g Lab File ID: 0425M31.D

Level: (low/med/meth): Low Date Received: 04/24/17

% Moisture: n.a. Date Analyzed: 04/25/17

Instrument: CHEM18 Column: rtx-vms Dilution Factor: 1

Purge Volume 5000 (uL) pH: n.a. Soil Aliquot Vol: 5000 (uL)

Matrix: (soil/water) Soil CONCENTRATION UNITS: (ug/L or ug/Kg) ug/Kg

CAS NO.	COMPOUND	CONC.	Q	MDL/LOD	RL/PQL	R
124-48-1	Dibromochloromethane	57		1.1	1.1	r
142-28-9	1,3-Dichloropropane	51		1.1	1.1	r
106-93-4	1,2-Dibromoethane	53		0.54	0.54	r
591-78-6	2-Hexanone	43		5.4	5.4	r
108-90-7	Chlorobenzene	53		0.54	0.54	r
100-41-4	Ethylbenzene	54		0.54	0.54	r
630-20-6	1,1,1,2-Tetrachloroethane	54		1.1	1.1	r
179601-23-1	m&p-Xylene	100		1.1	1.1	r
95-47-6	o-Xylene	54		1.1	1.1	r
100-42-5	Styrene	50		0.54	0.54	r
75-25-2	Bromoform	53		1.1	1.1	r
98-82-8	Isopropylbenzene	55		0.54	0.54	r
108-86-1	Bromobenzene	57		0.54	0.54	r
103-65-1	n-Propylbenzene	55		1.1	1.1	r
79-34-5	1,1,2,2-Tetrachloroethane	56		1.1	1.1	r
95-49-8	2-Chlorotoluene	54		1.1	1.1	r
108-67-8	1,3,5-Trimethylbenzene	54		0.54	0.54	r
96-18-4	1,2,3-Trichloropropane	50		0.54	0.54	r
110-57-6	trans-1,4-Dichloro-2-butene	250		2.7	2.7	r
106-43-4	4-Chlorotoluene	52		0.54	0.54	r
98-06-6	tert-Butylbenzene	56		0.54	0.54	r
95-63-6	1,2,4-Trimethylbenzene	53		0.54	0.54	r
135-98-8	sec-Butylbenzene	56		0.54	0.54	r
99-87-6	p-Isopropyltoluene	54		0.54	0.54	r
541-73-1	1,3-Dichlorobenzene	52		0.54	0.54	r
106-46-7	1,4-Dichlorobenzene	51		0.54	0.54	r
527-84-4	2-Isopropyltoluene	54		0.54	0.54	r
104-51-8	n-Butylbenzene	54		0.54	0.54	r
95-50-1	1,2-Dichlorobenzene	54		0.54	0.54	r
96-12-8	1,2-Dibromo-3-Chloropropane	54		1.1	1.1	r
87-68-3	Hexachlorobutadiene	55		0.54	0.54	r
120-82-1	1,2,4-Trichlorobenzene	47		1.1	1.1	r
91-20-3	Naphthalene	54		1.1	1.1	r
87-61-6	1,2,3-Trichlorobenzene	53		1.1	1.1	r

FORM I VOA

r=Result Reported U=Not Detected D=Reported Dilution E/J=Estimated Value X=Not Used S=Lab Solvent

Quantitation Report (QT Reviewed)

Data Path : H:\V2017\CHEM18\04APR\042517\
Data File : 0425M31.D
Acq On : 25 Apr 2017 8:20 pm
Operator :
Client ID : BY08831 MSD
Lab ID : BY08831 MSD
ALS Vial : 1 Sample Multiplier: 1

Quant Time: Apr 26 09:54:07 2017
Quant Method : H:\V2017\CHEM18\Methods\VT-M0421.M
Quant Title : VOA Standards for 5 point calibration
QLast Update : Fri Apr 21 13:57:31 2017
Response via : Initial Calibration

Compound	R.T.	QIon	Response	Conc	Units	Dev(Min)
Internal Standards						
1) Pentafluorobenzene	3.485	168	252697	50.000	ug/l	0.00
29) 1,4-Difluorobenzene	3.825	114	342900	50.000	ug/l	0.00
45) Chlorobenzene-d5	5.932	117	357032	50.000	ug/l	0.00
58) 1,4-Dichlorobenzene-d4	7.988	152	161378	50.000	ug/l	0.00
83) 1,4-Dioxane d8	4.306	96	7381	500.000	ug/l	0.00
System Monitoring Compounds						
27) % Dibromofluoromethane	3.218	192	21806	47.139	ug/l	0.00
Spiked Amount 50.000	Range 70 - 130		Recovery = 94.28%			
40) % Toluene-d8	4.750	98	453163	51.788	ug/l	0.00
Spiked Amount 50.000	Range 70 - 130		Recovery = 103.58%			
57) % Bromofluorobenzene	6.968	95	162238	49.286	ug/l	0.00
Spiked Amount 50.000	Range 70 - 130		Recovery = 98.58%			
59) % 1,2-dichlorobenzene-d4	8.391	152	152061	51.276	ug/l	0.00
Spiked Amount 50.000	Range 70 - 130		Recovery = 102.56%			
Target Compounds						Qvalue
2) Dichlorodifluoromethane	1.168	85	144474	61.850	ug/l	99
3) Chloromethane	1.293	50	188613	55.064	ug/l	97
4) Vinyl Chloride	1.330	62	161266	57.693	ug/l	96
5) Bromomethane	1.518	94	73059	57.083	ug/l	98
6) Chloroethane	1.586	64	80331	56.823	ug/l	99
7) Trichlorofluoromethane	1.659	101	181637	56.110	ug/l	98
8) 1,1-Dichloroethene	1.936	96	106176	54.604	ug/l	91
9) Trichlorotrifluoroethane	1.947	151	85600	48.185	ug/l	97
10) Carbon Disulfide	1.963	76	287851	53.378	ug/l	99
12) Methylene Chloride	2.245	84	91021	44.272	ug/l	98
13) Acetone	2.276	43	24028	38.499	ug/l	90
14) Trans-1,2-Dichloroethene	2.329	96	107467	51.766	ug/l	97
16) Methyl t-Butyl Ether (...	2.381	73	211210	49.996	ug/l	96
17) 1,1-Dichloroethane	2.663	63	224270	53.082	ug/l	98
18) Acrylonitrile	2.700	53	27651	44.895	ug/l	95
19) Cis-1,2-Dichloroethene	2.962	96	112977	50.254	ug/l	90
20) 2,2-Dichloropropane	3.024	77	155996	51.528	ug/l	92
21) Bromochloromethane	3.077	128	45568	49.031	ug/l	91
23) Chloroform	3.108	83	166609	49.976	ug/l	94
24) Carbon Tetrachloride	3.197	117	113996	53.101	ug/l	99
25) Tetrahydrofuran (THF)	3.213	42	49834	110.828	ug/l	94
26) 1,1,1-Trichloroethane	3.239	97	156012	49.675	ug/l	98
28) Methyl Ethyl Ketone	3.291	43	30645	40.280	ug/l	99
30) 1,1-Dichloropropene	3.301	75	140130	51.442	ug/l	97
31) Benzene	3.458	78	361787	50.184	ug/l	98
32) 1,2-Dichloroethane	3.579	62	124125	50.996	ug/l	93
34) Trichloroethene	3.809	130	114587	51.530	ug/l	98
35) Dibromomethane	4.091	93	48041	51.376	ug/l	96
36) 1,2-dichloropropane	4.154	63	104455	51.775	ug/l	98
37) Bromodichloromethane	4.185	83	113933	52.397	ug/l	98
38) cis-1,3-Dichloropropene	4.620	75	148421	51.870	ug/l	99
39) Toluene	4.787	92	235530	51.767	ug/l	98
41) 4-Methyl-2-Pentanone	5.064	43	75998	47.346	ug/l	94
42) Tetrachloroethene	5.069	164	103912	51.919	ug/l	98
43) trans-1,3-Dichloropropene	5.090	75	106820	49.368	ug/l	98
44) 1,1,2-Trichloroethane	5.211	97	67904	49.188	ug/l	99
46) Dibromochloromethane	5.346	129	85512	53.019	ug/l	96

Data Path : H:\V2017\CHEM18\04APR\042517\
Data File : 0425M31.D
Acq On : 25 Apr 2017 8:20 pm
Operator :
Client ID : BY08831 MSD
Lab ID : BY08831 MSD
ALS Vial : 1 Sample Multiplier: 1

Quant Time: Apr 26 09:54:07 2017
Quant Method : H:\V2017\CHEM18\Methods\VT-M0421.M
Quant Title : VOA Standards for 5 point calibration
QLast Update : Fri Apr 21 13:57:31 2017
Response via : Initial Calibration

	Compound	R.T.	QIon	Response	Conc	Units	Dev(Min)
47)	1,3-Dichloropropane	5.420	76	113428	47.527	ug/l	99
48)	1,2-Dibromoethane	5.535	107	68513	49.705	ug/l	99
49)	2-Hexanone	5.707	43	56842	40.058	ug/l	96
50)	Chlorobenzene	5.948	112	266235	49.309	ug/l	97
51)	Ethylbenzene	5.969	106	140563	49.792	ug/l	99
52)	1,1,1,2-Tetrachloroethane	6.000	131	82108	49.857	ug/l	98
53)	m&p-Xylene	6.089	106	332705	95.005	ug/l	91
54)	o-Xylene	6.450	106	184520	49.819	ug/l	87
55)	Styrene	6.497	104	263921	46.203	ug/l	92
56)	Bromoform	6.518	173	40905	48.915	ug/l	99
60)	Isopropylbenzene	6.722	120	138657	50.957	ug/l	90
61)	Bromobenzene	7.057	156	121661	53.114	ug/l	97
62)	n-Propylbenzene	7.088	120	132068	51.039	ug/l	98
63)	1,1,2,2-Tetrachloroethane	7.156	83	68048	52.253	ug/l	99
64)	2-Chlorotoluene	7.224	126	109959	50.398	ug/l	95
65)	1,3,5-Trimethylbenzene	7.271	105	358306	50.310	ug/l	97
66)	1,2,3-Trichloropropane	7.276	75	51444	46.876	ug/l	86
67)	trans-1,4-Dichloro-2-b...	7.318	75	78742	231.289	ug/l	81
68)	4-Chlorotoluene	7.376	126	104824	48.514	ug/l	95
69)	tert-Butylbenzene	7.559	119	369707	51.992	ug/l	96
70)	1,2,4-Trimethylbenzene	7.622	105	350659	49.364	ug/l	97
71)	sec-Butylbenzene	7.721	105	490984	52.237	ug/l	99
72)	p-Isopropyltoluene	7.862	119	437557	49.814	ug/l	98
73)	1,3-Dichlorobenzene	7.920	146	202873	47.983	ug/l	98
74)	1,4-Dichlorobenzene	8.003	146	184298	47.756	ug/l	98
75)	2-Isopropyltoluene	8.098	119	387469	49.836	ug/l	98
76)	n-Butylbenzene	8.260	91	366525	50.153	ug/l	99
77)	1,2-Dichlorobenzene	8.401	146	178859	50.351	ug/l	98
78)	1,2-Dibromo-3-Chloropr...	9.191	155	14901	50.579	ug/l	87
79)	Hexachlorobutadiene	9.808	225	86062	50.982	ug/l	100
80)	1,2,4-Trichlorobenzene	9.824	180	113023	43.470	ug/l	99
81)	Naphthalene	10.106	128	276116	50.139	ug/l	97
82)	1,2,3-Trichlorobenzene	10.258	180	122147	49.265	ug/l	99

(#)out of range (m)manual integration reviewed by analyst (+)signals summed

Quantitation Report (QT Reviewed)

Data Path : H:\V2017\CHEM18\04APR\042517\
Data File : 0425M31.D
Acq On : 25 Apr 2017 8:20 pm
Operator :
Client ID : BY08831 MSD
Lab ID : BY08831 MSD
ALS Vial : 1 Sample Multiplier: 1

Quant Time: Apr 26 09:54:07 2017
Quant Method : H:\V2017\CHEM18\Methods\VT-M0421.M
Quant Title : VOA Standards for 5 point calibration
QLast Update : Fri Apr 21 13:57:31 2017
Response via : Initial Calibration

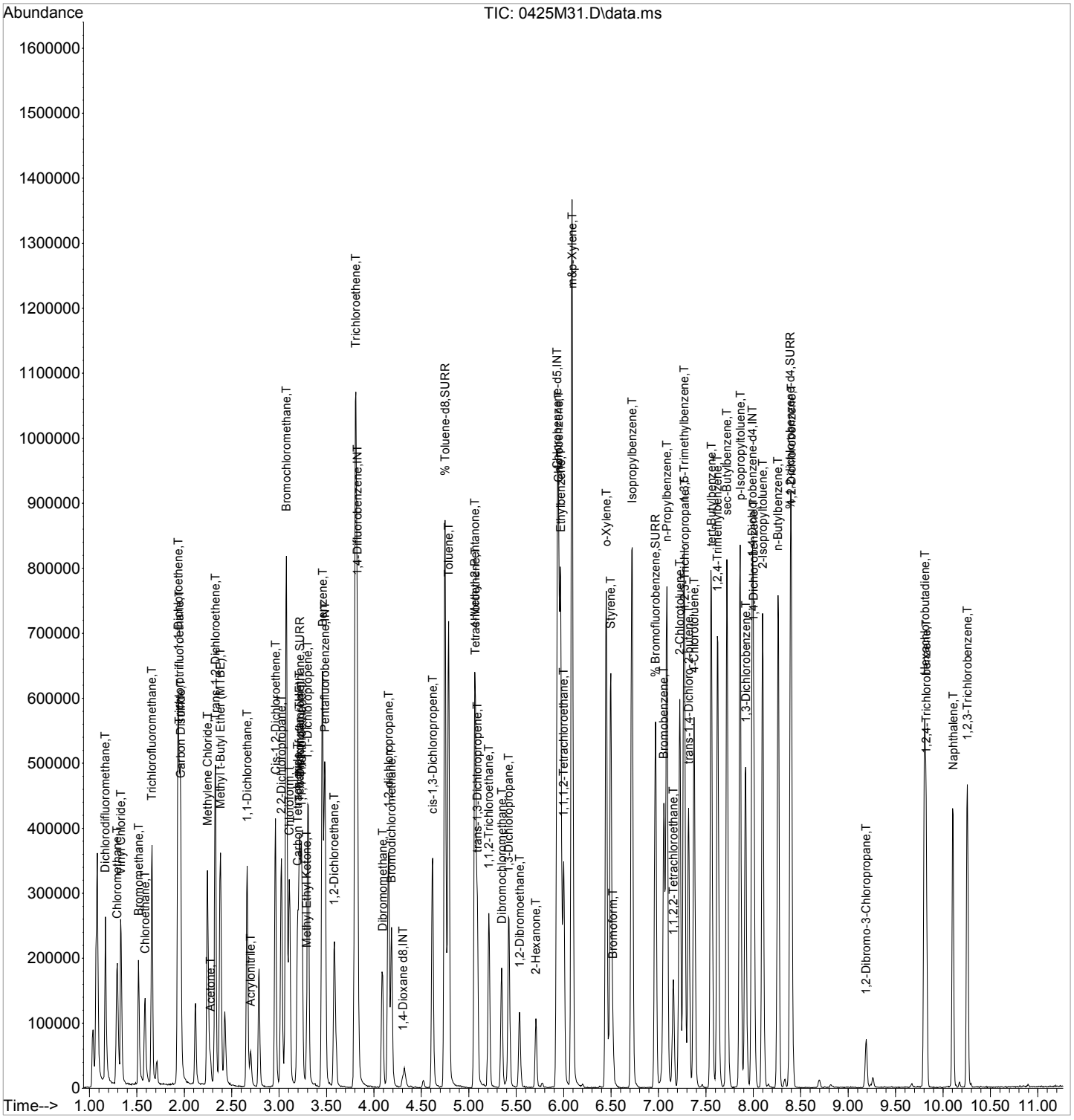

CLIENT ID

VOLATILE ORGANICS ANALYSIS DATA SHEET

BY08831 BLANK

Client: NETC Lab: Phoenix Env. Labs

SDG No.: GBY06958 Lab Sample ID: BY08831 BL

Sample wt/vol: 5 (g/mL) g Lab File ID: 0425M07.D

Level: (low/med/meth): Low Date Received: 04/24/17

% Moisture: n.a. Date Analyzed: 04/25/17

Instrument: CHEM18 Column: rtx-vms Dilution Factor: 1

Purge Volume 5000 (uL) pH: n.a. Soil Aliquot Vol: 5000 (uL)

Matrix: (soil/water) Soil CONCENTRATION UNITS: (ug/L or ug/Kg) ug/Kg

CAS NO.	COMPOUND	CONC.	Q	MDL/LOD	RL/PQL	R
75-71-8	Dichlorodifluoromethane	5.0	U	0.50	5.0	r
74-87-3	Chloromethane	5.0	U	1.0	5.0	r
75-01-4	Vinyl Chloride	5.0	U	0.50	5.0	r
74-83-9	Bromomethane	5.0	U	2.0	5.0	r
75-00-3	Chloroethane	5.0	U	0.50	5.0	r
75-69-4	Trichlorofluoromethane	5.0	U	1.0	5.0	r
75-35-4	1,1-Dichloroethene	5.0	U	0.50	5.0	r
76-13-1	Trichlorotrifluoroethane	5.0	U	0.50	5.0	r
75-15-0	Carbon Disulfide	5.0	U	1.0	5.0	r
75-09-2	Methylene Chloride	5.0	U	5.0	5.0	r
67-64-1	Acetone	10	U	5.0	10	r
156-60-5	Trans-1,2-Dichloroethene	5.0	U	0.50	5.0	r
1634-04-4	Methyl t-Butyl Ether (MTBE)	1.0	U	1.0	1.0	r
75-34-3	1,1-Dichloroethane	5.0	U	1.0	5.0	r
107-13-1	Acrylonitrile	5.0	U	0.50	5.0	r
156-59-2	Cis-1,2-Dichloroethene	5.0	U	0.50	5.0	r
594-20-7	2,2-Dichloropropane	5.0	U	0.50	5.0	r
74-97-5	Bromochloromethane	5.0	U	0.50	5.0	r
67-66-3	Chloroform	5.0	U	0.50	5.0	r
56-23-5	Carbon Tetrachloride	5.0	U	1.0	5.0	r
109-99-9	Tetrahydrofuran (THF)	5.0	U	2.5	5.0	r
71-55-6	1,1,1-Trichloroethane	5.0	U	0.50	5.0	r
78-93-3	Methyl Ethyl Ketone	5.0	U	5.0	5.0	r
563-58-6	1,1-Dichloropropene	5.0	U	0.50	5.0	r
71-43-2	Benzene	1.0	U	0.50	1.0	r
107-06-2	1,2-Dichloroethane	5.0	U	0.50	5.0	r
79-01-6	Trichloroethene	5.0	U	0.50	5.0	r
74-95-3	Dibromomethane	5.0	U	1.0	5.0	r
78-87-5	1,2-dichloropropane	5.0	U	1.0	5.0	r
75-27-4	Bromodichloromethane	5.0	U	1.0	5.0	r
10061-01-5	cis-1,3-Dichloropropene	5.0	U	0.50	5.0	r
108-88-3	Toluene	1.0	U	0.50	1.0	r
108-10-1	4-Methyl-2-Pentanone	25	U	5.0	25	r
127-18-4	Tetrachloroethene	5.0	U	1.0	5.0	r
10061-02-6	trans-1,3-Dichloropropene	5.0	U	0.50	5.0	r
79-00-5	1,1,2-Trichloroethane	5.0	U	1.0	5.0	r

FORM I VOA

r=Result Reported U=Not Detected D=Reported Dilution E/J=Estimated Value X=Not Used S=Lab Solvent

CLIENT ID

VOLATILE ORGANICS ANALYSIS DATA SHEET

BY08831 BLANK

Client: NETC Lab: Phoenix Env. Labs

SDG No.: GBY06958 Lab Sample ID: BY08831 BL

Sample wt/vol: 5 (g/mL) g Lab File ID: 0425M07.D

Level: (low/med/meth): Low Date Received: 04/24/17

% Moisture: n.a. Date Analyzed: 04/25/17

Instrument: CHEM18 Column: rtx-vms Dilution Factor: 1

Purge Volume 5000 (uL) pH: n.a. Soil Aliquot Vol: 5000 (uL)

Matrix: (soil/water) Soil CONCENTRATION UNITS: (ug/L or ug/Kg) ug/Kg

CAS NO.	COMPOUND	CONC.	Q	MDL/LOD	RL/PQL	R
124-48-1	Dibromochloromethane	3.0	U	1.0	3.0	r
142-28-9	1,3-Dichloropropane	5.0	U	1.0	5.0	r
106-93-4	1,2-Dibromoethane	5.0	U	0.50	5.0	r
591-78-6	2-Hexanone	25	U	5.0	25	r
108-90-7	Chlorobenzene	5.0	U	0.50	5.0	r
100-41-4	Ethylbenzene	1.0	U	0.50	1.0	r
630-20-6	1,1,1,2-Tetrachloroethane	5.0	U	1.0	5.0	r
179601-23-1	m&p-Xylene	2.0	U	1.0	2.0	r
95-47-6	o-Xylene	2.0	U	1.0	2.0	r
100-42-5	Styrene	5.0	U	0.50	5.0	r
75-25-2	Bromoform	5.0	U	1.0	5.0	r
98-82-8	Isopropylbenzene	1.0	U	0.50	1.0	r
108-86-1	Bromobenzene	5.0	U	0.50	5.0	r
103-65-1	n-Propylbenzene	1.0	U	0.90	1.0	r
79-34-5	1,1,2,2-Tetrachloroethane	3.0	U	1.0	3.0	r
95-49-8	2-Chlorotoluene	5.0	U	1.0	5.0	r
108-67-8	1,3,5-Trimethylbenzene	1.0	U	0.50	1.0	r
96-18-4	1,2,3-Trichloropropane	5.0	U	0.50	5.0	r
110-57-6	trans-1,4-Dichloro-2-butene	5.0	U	2.5	5.0	r
106-43-4	4-Chlorotoluene	5.0	U	0.50	5.0	r
98-06-6	tert-Butylbenzene	1.0	U	0.50	1.0	r
95-63-6	1,2,4-Trimethylbenzene	1.0	U	0.50	1.0	r
135-98-8	sec-Butylbenzene	1.0	U	0.50	1.0	r
99-87-6	p-Isopropyltoluene	1.0	U	0.50	1.0	r
541-73-1	1,3-Dichlorobenzene	5.0	U	0.50	5.0	r
106-46-7	1,4-Dichlorobenzene	5.0	U	0.50	5.0	r
527-84-4	2-Isopropyltoluene	5.0	U	0.50	5.0	r
104-51-8	n-Butylbenzene	1.0	U	0.50	1.0	r
95-50-1	1,2-Dichlorobenzene	5.0	U	0.50	5.0	r
96-12-8	1,2-Dibromo-3-Chloropropane	5.0	U	1.0	5.0	r
87-68-3	Hexachlorobutadiene	5.0	U	0.50	5.0	r
120-82-1	1,2,4-Trichlorobenzene	5.0	U	1.0	5.0	r
91-20-3	Naphthalene	5.0	U	1.0	5.0	r
87-61-6	1,2,3-Trichlorobenzene	5.0	U	1.0	5.0	r

FORM I VOA

r=Result Reported U=Not Detected D=Reported Dilution E/J=Estimated Value X=Not Used S=Lab Solvent

Quantitation Report (Not Reviewed)

Data Path : H:\V2017\CHEM18\04APR\042517\
Data File : 0425M07.D
Acq On : 25 Apr 2017 11:07 am
Operator :
Client ID : BY08831 BLANK
Lab ID : BY08831 BLANK
ALS Vial : 1 Sample Multiplier: 1

Quant Time: Apr 25 11:45:02 2017
Quant Method : H:\V2017\CHEM18\METHODS\VT-M0421.M
Quant Title : VOA Standards for 5 point calibration
QLast Update : Fri Apr 21 13:57:31 2017
Response via : Initial Calibration

Compound	R.T.	QIon	Response	Conc	Units	Dev(Min)
Internal Standards						
1) Pentafluorobenzene	3.485	168	345055	50.000	ug/l	0.00
29) 1,4-Difluorobenzene	3.825	114	471675	50.000	ug/l	0.00
45) Chlorobenzene-d5	5.932	117	416167	50.000	ug/l	0.00
58) 1,4-Dichlorobenzene-d4	7.988	152	216392	50.000	ug/l	0.00
83) 1,4-Dioxane d8	4.301	96	9740	500.000	ug/l	0.00
System Monitoring Compounds						
27) % Dibromofluoromethane	3.223	192	32127	50.861	ug/l	0.00
Spiked Amount 50.000	Range 70 - 130		Recovery = 101.72%			
40) % Toluene-d8	4.750	98	519640	43.172	ug/l	0.00
Spiked Amount 50.000	Range 70 - 130		Recovery = 86.34%			
57) % Bromofluorobenzene	6.968	95	194615	50.721	ug/l	0.00
Spiked Amount 50.000	Range 70 - 130		Recovery = 101.44%			
59) % 1,2-dichlorobenzene-d4	8.391	152	183183	46.066	ug/l	0.00
Spiked Amount 50.000	Range 70 - 130		Recovery = 92.14%			
Target Compounds						Qvalue

(#)out of range (m)manual integration reviewed by analyst (+)signals summed

Quantitation Report (Not Reviewed)

Data Path : H:\V2017\CHEM18\04APR\042517\
Data File : 0425M07.D
Acq On : 25 Apr 2017 11:07 am
Operator :
Client ID : BY08831 BLANK
Lab ID : BY08831 BLANK
ALS Vial : 1 Sample Multiplier: 1

Quant Time: Apr 25 11:45:02 2017
Quant Method : H:\V2017\CHEM18\METHODS\VT-M0421.M
Quant Title : VOA Standards for 5 point calibration
QLast Update : Fri Apr 21 13:57:31 2017
Response via : Initial Calibration

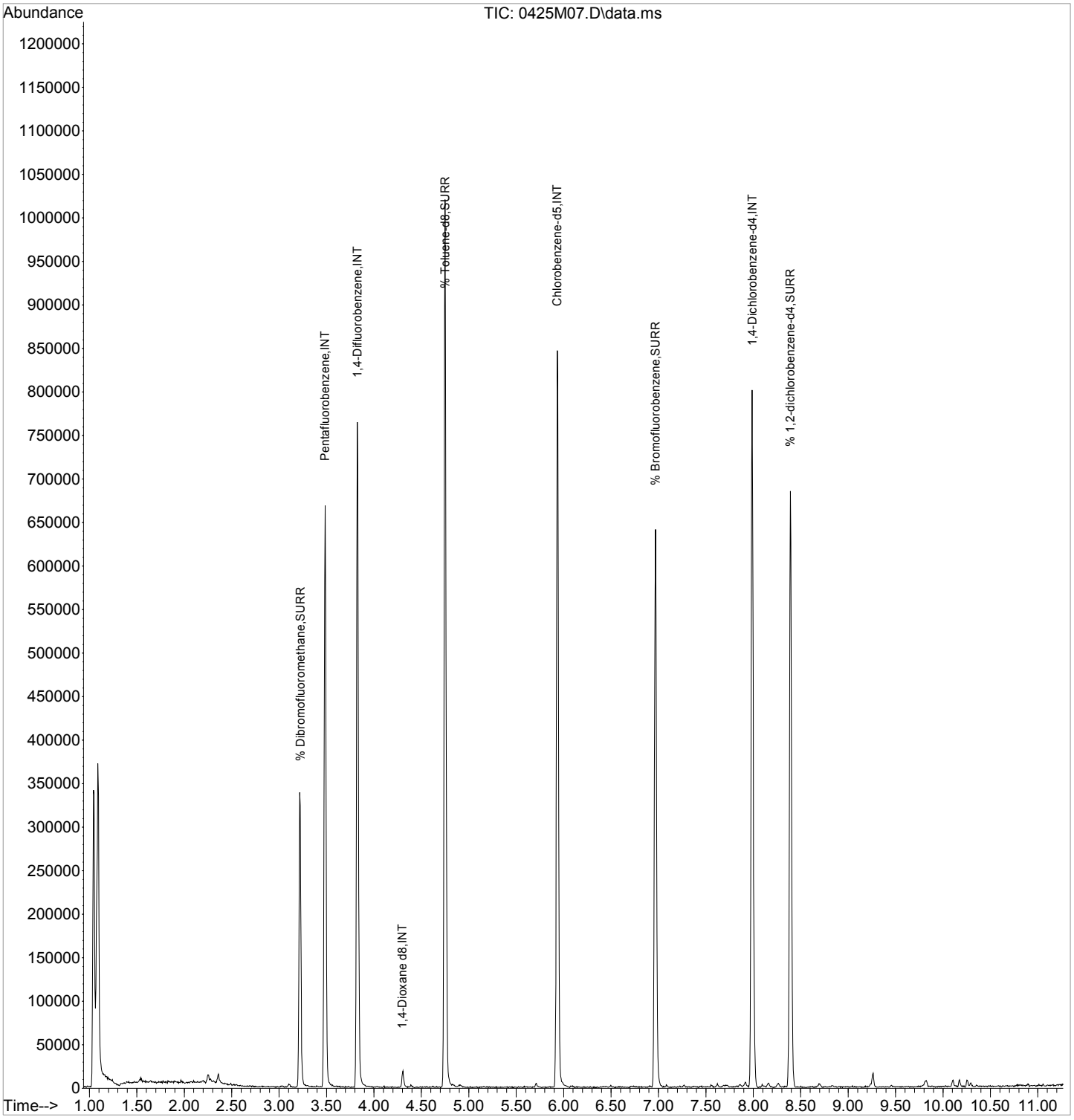

CLIENT ID

VOLATILE ORGANICS ANALYSIS DATA SHEET

BY09784 LCS

Client: NETC Lab: Phoenix Env. Labs

SDG No.: GBY06958 Lab Sample ID: BY09784 LCS

Sample wt/vol: 5 (g/mL) g Lab File ID: 0426M03.D

Level: (low/med/meth): Low Date Received: 04/25/17

% Moisture: n.a. Date Analyzed: 04/26/17

Instrument: CHEM18 Column: rtx-vms Dilution Factor: 1

Purge Volume 5000 (uL) pH: n.a. Soil Aliquot Vol: 5000 (uL)

Matrix: (soil/water) Soil CONCENTRATION UNITS: (ug/L or ug/Kg) ug/Kg

CAS NO.	COMPOUND	CONC.	Q	MDL/LOD	RL/PQL	R
75-71-8	Dichlorodifluoromethane	63		0.50	0.50	
74-87-3	Chloromethane	59		1.0	1.0	
75-01-4	Vinyl Chloride	60		0.50	0.50	
74-83-9	Bromomethane	59		2.0	2.0	
75-00-3	Chloroethane	60		0.50	0.50	
75-69-4	Trichlorofluoromethane	59		1.0	1.0	
75-35-4	1,1-Dichloroethene	55		0.50	0.50	
76-13-1	Trichlorotrifluoroethane	48		0.50	0.50	
75-15-0	Carbon Disulfide	55		1.0	1.0	
75-09-2	Methylene Chloride	46		5.0	5.0	
67-64-1	Acetone	43		5.0	5.0	
156-60-5	Trans-1,2-Dichloroethene	52		0.50	0.50	
1634-04-4	Methyl t-Butyl Ether (MTBE)	50		1.0	1.0	
75-34-3	1,1-Dichloroethane	53		1.0	1.0	
107-13-1	Acrylonitrile	46		1.0	1.0	
156-59-2	Cis-1,2-Dichloroethene	52		0.50	0.50	
594-20-7	2,2-Dichloropropane	54		0.50	0.50	
74-97-5	Bromochloromethane	50		0.50	0.50	
67-66-3	Chloroform	50		0.50	0.50	
56-23-5	Carbon Tetrachloride	59		1.0	1.0	
109-99-9	Tetrahydrofuran (THF)	110		2.5	2.5	
71-55-6	1,1,1-Trichloroethane	52		0.50	0.50	
78-93-3	Methyl Ethyl Ketone	43		5.0	5.0	
563-58-6	1,1-Dichloropropene	51		0.50	0.50	
71-43-2	Benzene	51		0.50	0.50	
107-06-2	1,2-Dichloroethane	54		0.50	0.50	
79-01-6	Trichloroethene	51		0.50	0.50	
74-95-3	Dibromomethane	51		1.0	1.0	
78-87-5	1,2-dichloropropane	52		1.0	1.0	
75-27-4	Bromodichloromethane	55		1.0	1.0	
10061-01-5	cis-1,3-Dichloropropene	54		0.50	0.50	
108-88-3	Toluene	53		0.50	0.50	
108-10-1	4-Methyl-2-Pentanone	48		5.0	5.0	
127-18-4	Tetrachloroethene	54		1.0	1.0	
10061-02-6	trans-1,3-Dichloropropene	52		0.50	0.50	
79-00-5	1,1,2-Trichloroethane	51		1.0	1.0	

FORM I VOA

r=Result Reported U=Not Detected D=Reported Dilution E/J=Estimated Value X=Not Used S=Lab Solvent

CLIENT ID

VOLATILE ORGANICS ANALYSIS DATA SHEET

BY09784 LCS

Client: NETC Lab: Phoenix Env. Labs

SDG No.: GBY06958 Lab Sample ID: BY09784 LCS

Sample wt/vol: 5 (g/mL) g Lab File ID: 0426M03.D

Level: (low/med/meth): Low Date Received: 04/25/17

% Moisture: n.a. Date Analyzed: 04/26/17

Instrument: CHEM18 Column: rtx-vms Dilution Factor: 1

Purge Volume 5000 (uL) pH: n.a. Soil Aliquot Vol: 5000 (uL)

Matrix: (soil/water) Soil CONCENTRATION UNITS: (ug/L or ug/Kg) ug/Kg

CAS NO.	COMPOUND	CONC.	Q	MDL/LOD	RL/PQL	R
124-48-1	Dibromochloromethane	57		1.0	1.0	
142-28-9	1,3-Dichloropropane	49		1.0	1.0	
106-93-4	1,2-Dibromoethane	51		0.50	0.50	
591-78-6	2-Hexanone	43		5.0	5.0	
108-90-7	Chlorobenzene	50		0.50	0.50	
100-41-4	Ethylbenzene	50		0.50	0.50	
630-20-6	1,1,1,2-Tetrachloroethane	53		1.0	1.0	
179601-23-1	m&p-Xylene	97		1.0	1.0	
95-47-6	o-Xylene	51		1.0	1.0	
100-42-5	Styrene	48		0.50	0.50	
75-25-2	Bromoform	54		1.0	1.0	
98-82-8	Isopropylbenzene	53		0.50	0.50	
108-86-1	Bromobenzene	55		0.50	0.50	
103-65-1	n-Propylbenzene	51		1.0	1.0	
79-34-5	1,1,2,2-Tetrachloroethane	54		1.0	1.0	
95-49-8	2-Chlorotoluene	52		1.0	1.0	
108-67-8	1,3,5-Trimethylbenzene	51		0.50	0.50	
96-18-4	1,2,3-Trichloropropane	48		0.50	0.50	
110-57-6	trans-1,4-Dichloro-2-butene	260		2.5	2.5	
106-43-4	4-Chlorotoluene	50		0.50	0.50	
98-06-6	tert-Butylbenzene	52		0.50	0.50	
95-63-6	1,2,4-Trimethylbenzene	51		0.50	0.50	
135-98-8	sec-Butylbenzene	53		0.50	0.50	
99-87-6	p-Isopropyltoluene	52		0.50	0.50	
541-73-1	1,3-Dichlorobenzene	51		0.50	0.50	
106-46-7	1,4-Dichlorobenzene	51		0.50	0.50	
527-84-4	2-Isopropyltoluene	50		0.50	0.50	
104-51-8	n-Butylbenzene	52		0.50	0.50	
95-50-1	1,2-Dichlorobenzene	53		0.50	0.50	
96-12-8	1,2-Dibromo-3-Chloropropane	59		1.0	1.0	
87-68-3	Hexachlorobutadiene	53		0.50	0.50	
120-82-1	1,2,4-Trichlorobenzene	48		1.0	1.0	
91-20-3	Naphthalene	52		1.0	1.0	r
87-61-6	1,2,3-Trichlorobenzene	51		1.0	1.0	

FORM I VOA

r=Result Reported U=Not Detected D=Reported Dilution E/J=Estimated Value X=Not Used S=Lab Solvent

Quantitation Report (Not Reviewed)

Data Path : H:\V2017\CHEM18\04APR\042617\
Data File : 0426M03.D
Acq On : 26 Apr 2017 9:38 am
Operator :
Client ID : BY09784 LCS
Lab ID : BY09784 LCS
ALS Vial : 1 Sample Multiplier: 1

Quant Time: Apr 26 09:52:33 2017
Quant Method : H:\V2017\CHEM18\METHODS\VT-M0421.M
Quant Title : VOA Standards for 5 point calibration
QLast Update : Fri Apr 21 13:57:31 2017
Response via : Initial Calibration

Compound	R.T.	QIon	Response	Conc	Units	Dev(Min)
Internal Standards						
1) Pentafluorobenzene	3.485	168	250197	50.000	ug/l	0.00
29) 1,4-Difluorobenzene	3.824	114	341833	50.000	ug/l	0.00
45) Chlorobenzene-d5	5.932	117	355782	50.000	ug/l	0.00
58) 1,4-Dichlorobenzene-d4	7.988	152	161557	50.000	ug/l	0.00
83) 1,4-Dioxane d8	4.306	96	7984	500.000	ug/l	0.00
System Monitoring Compounds						
27) % Dibromofluoromethane	3.218	192	22348	48.793	ug/l	0.00
Spiked Amount 50.000	Range 70 - 130		Recovery = 97.58%			
40) % Toluene-d8	4.750	98	448148	51.375	ug/l	0.00
Spiked Amount 50.000	Range 70 - 130		Recovery = 102.76%			
57) % Bromofluorobenzene	6.968	95	161557	49.252	ug/l	0.00
Spiked Amount 50.000	Range 70 - 130		Recovery = 98.50%			
59) % 1,2-dichlorobenzene-d4	8.396	152	153336	51.648	ug/l	0.00
Spiked Amount 50.000	Range 70 - 130		Recovery = 103.30%			
Target Compounds						Qvalue
2) Dichlorodifluoromethane	1.168	85	145517	62.919	ug/l	99
3) Chloromethane	1.293	50	199240	58.748	ug/l	95
4) Vinyl Chloride	1.335	62	166381	60.118	ug/l	98
5) Bromomethane	1.518	94	74920	59.122	ug/l	97
6) Chloroethane	1.586	64	83646	59.759	ug/l	100
7) Trichlorofluoromethane	1.659	101	190253	59.358	ug/l	98
8) 1,1-Dichloroethene	1.936	96	105896	55.004	ug/l	89
9) Trichlorotrifluoroethane	1.947	151	85001	48.326	ug/l	97
10) Carbon Disulfide	1.963	76	293847	55.034	ug/l	99
12) Methylene Chloride	2.245	84	93490	45.927	ug/l	96
13) Acetone	2.276	43	26595	43.038	ug/l	88
14) Trans-1,2-Dichloroethene	2.329	96	106583	51.853	ug/l	95
16) Methyl t-Butyl Ether (...	2.381	73	209208	50.017	ug/l	99
17) 1,1-Dichloroethane	2.663	63	222812	53.264	ug/l	98
18) Acrylonitrile	2.700	53	28002	45.919	ug/l	97
19) Cis-1,2-Dichloroethene	2.962	96	114912	51.625	ug/l	90
20) 2,2-Dichloropropane	3.024	77	161529	53.888	ug/l	94
21) Bromochloromethane	3.077	128	45637	49.596	ug/l	94
23) Chloroform	3.108	83	163824	49.632	ug/l	92
24) Carbon Tetrachloride	3.197	117	125135	58.872	ug/l	99
25) Tetrahydrofuran (THF)	3.218	42	50312	113.009	ug/l	95
26) 1,1,1-Trichloroethane	3.239	97	162119	52.135	ug/l	98
28) Methyl Ethyl Ketone	3.296	43	32755	43.484	ug/l	99
30) 1,1-Dichloropropene	3.307	75	139541	51.385	ug/l	98
31) Benzene	3.458	78	367671	51.159	ug/l	97
32) 1,2-Dichloroethane	3.584	62	129978	53.567	ug/l	90
34) Trichloroethene	3.809	130	113134	51.035	ug/l	99
35) Dibromomethane	4.086	93	48000	51.492	ug/l	92
36) 1,2-dichloropropane	4.154	63	103963	51.692	ug/l	99
37) Bromodichloromethane	4.185	83	118431	54.636	ug/l	99
38) cis-1,3-Dichloropropene	4.619	75	154630	54.208	ug/l	97
39) Toluene	4.787	92	241444	53.232	ug/l	99
41) 4-Methyl-2-Pentanone	5.064	43	76858	48.031	ug/l	96
42) Tetrachloroethene	5.069	164	107104	53.681	ug/l	99
43) trans-1,3-Dichloropropene	5.090	75	112087	51.963	ug/l	96
44) 1,1,2-Trichloroethane	5.210	97	70056	50.906	ug/l	99
46) Dibromochloromethane	5.346	129	90802	56.496	ug/l	99

Quantitation Report (Not Reviewed)

Data Path : H:\V2017\CHEM18\04APR\042617\
Data File : 0426M03.D
Acq On : 26 Apr 2017 9:38 am
Operator :
Client ID : BY09784 LCS
Lab ID : BY09784 LCS
ALS Vial : 1 Sample Multiplier: 1

Quant Time: Apr 26 09:52:33 2017
Quant Method : H:\V2017\CHEM18\METHODS\VT-M0421.M
Quant Title : VOA Standards for 5 point calibration
QLast Update : Fri Apr 21 13:57:31 2017
Response via : Initial Calibration

Compound	R.T.	QIon	Response	Conc	Units	Dev(Min)
47) 1,3-Dichloropropane	5.425	76	116488	48.980	ug/l	99
48) 1,2-Dibromoethane	5.535	107	69984	50.951	ug/l	98
49) 2-Hexanone	5.707	43	60951	43.104	ug/l	86
50) Chlorobenzene	5.948	112	269744	50.135	ug/l	96
51) Ethylbenzene	5.969	106	141467	50.289	ug/l	99
52) 1,1,1,2-Tetrachloroethane	6.000	131	86359	52.623	ug/l	97
53) m&p-Xylene	6.089	106	339553	97.301	ug/l	92
54) o-Xylene	6.450	106	187656	50.844	ug/l	89
55) Styrene	6.497	104	273357	48.023	ug/l	92
56) Bromoform	6.518	173	45327	54.393	ug/l	100
60) Isopropylbenzene	6.722	120	143642	52.731	ug/l	93
61) Bromobenzene	7.057	156	125641	54.791	ug/l	96
62) n-Propylbenzene	7.088	120	132277	51.063	ug/l	98
63) 1,1,2,2-Tetrachloroethane	7.156	83	69809	53.546	ug/l	98
64) 2-Chlorotoluene	7.224	126	112739	51.615	ug/l	94
65) 1,3,5-Trimethylbenzene	7.271	105	363224	50.944	ug/l	96
66) 1,2,3-Trichloropropane	7.271	75	52974	48.217	ug/l	86
67) trans-1,4-Dichloro-2-b...	7.318	75	88018	258.249	ug/l	86
68) 4-Chlorotoluene	7.376	126	109094	50.434	ug/l	96
69) tert-Butylbenzene	7.559	119	371571	52.196	ug/l	95
70) 1,2,4-Trimethylbenzene	7.627	105	365041	51.331	ug/l	95
71) sec-Butylbenzene	7.721	105	494796	52.584	ug/l	99
72) p-Isopropyltoluene	7.862	119	453592	51.583	ug/l	97
73) 1,3-Dichlorobenzene	7.920	146	217370	51.355	ug/l	100
74) 1,4-Dichlorobenzene	8.003	146	198366	51.345	ug/l	99
75) 2-Isopropyltoluene	8.098	119	391783	50.335	ug/l	97
76) n-Butylbenzene	8.265	91	383117	52.366	ug/l	99
77) 1,2-Dichlorobenzene	8.401	146	188530	53.015	ug/l	98
78) 1,2-Dibromo-3-Chloropr...	9.185	155	17407	59.020	ug/l	95
79) Hexachlorobutadiene	9.808	225	89024	52.678	ug/l	99
80) 1,2,4-Trichlorobenzene	9.824	180	124706	47.910	ug/l	99
81) Naphthalene	10.101	128	288788	52.382	ug/l	98
82) 1,2,3-Trichlorobenzene	10.258	180	127282	51.279	ug/l	99

(#)out of range (m)manual integration reviewed by analyst (+)signals summed

Quantitation Report (Not Reviewed)

Data Path : H:\V2017\CHEM18\04APR\042617\
Data File : 0426M03.D
Acq On : 26 Apr 2017 9:38 am
Operator :
Client ID : BY09784 LCS
Lab ID : BY09784 LCS
ALS Vial : 1 Sample Multiplier: 1

Quant Time: Apr 26 09:52:33 2017
Quant Method : H:\V2017\CHEM18\METHODS\VT-M0421.M
Quant Title : VOA Standards for 5 point calibration
QLast Update : Fri Apr 21 13:57:31 2017
Response via : Initial Calibration

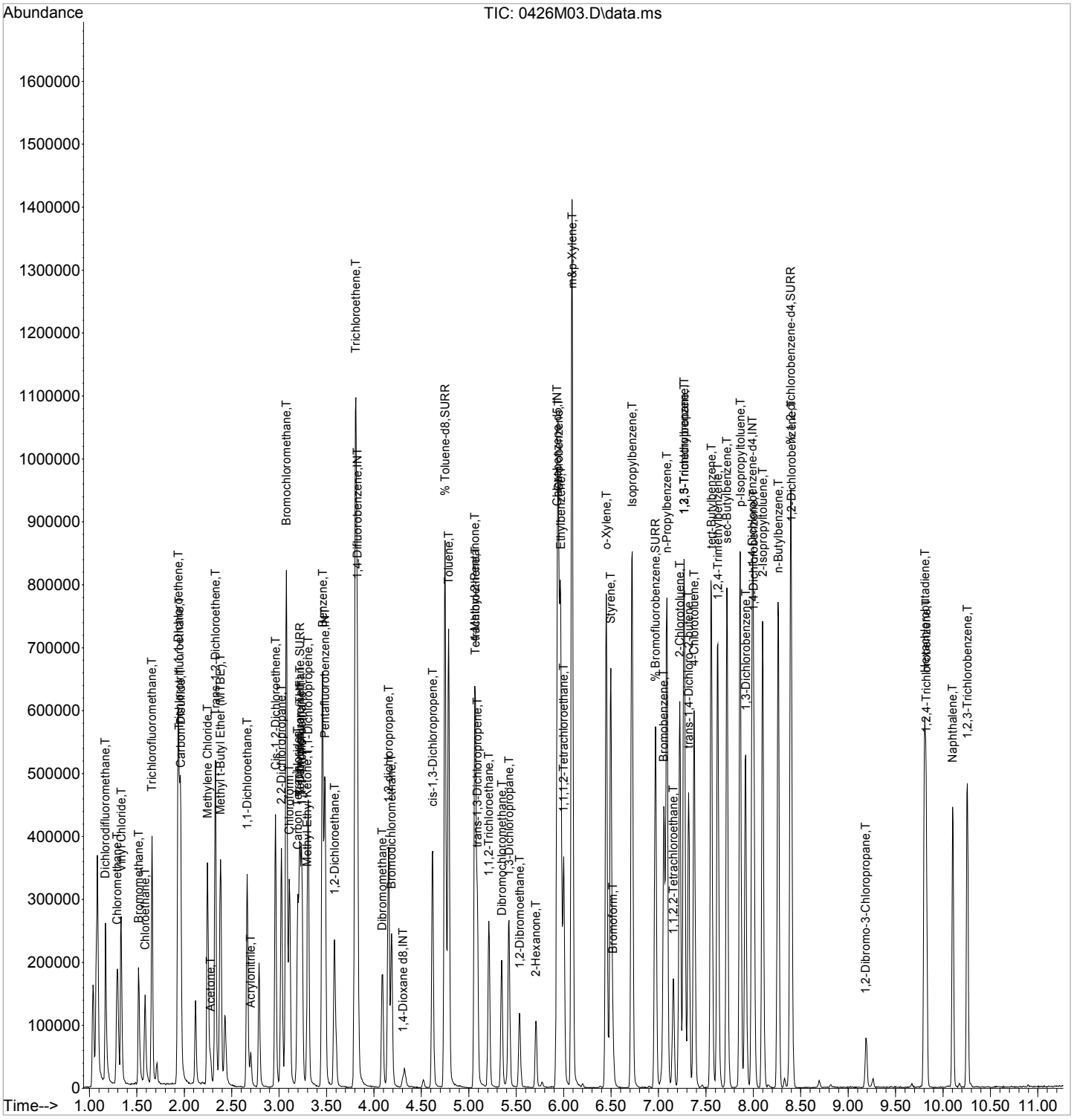

CLIENT ID

VOLATILE ORGANICS ANALYSIS DATA SHEET

BY09784 LCSD

Client: NETC Lab: Phoenix Env. Labs

SDG No.: GBY06958 Lab Sample ID: BY09784 LCSD

Sample wt/vol: 5 (g/mL) g Lab File ID: 0426M04.D

Level: (low/med/meth): Low Date Received: 04/25/17

% Moisture: n.a. Date Analyzed: 04/26/17

Instrument: CHEM18 Column: rtx-vms Dilution Factor: 1

Purge Volume 5000 (uL) pH: n.a. Soil Aliquot Vol: 5000 (uL)

Matrix: (soil/water) Soil CONCENTRATION UNITS: (ug/L or ug/Kg) ug/Kg

CAS NO.	COMPOUND	CONC.	Q	MDL/LOD	RL/PQL	R
75-71-8	Dichlorodifluoromethane	63		0.50	0.50	
74-87-3	Chloromethane	60		1.0	1.0	
75-01-4	Vinyl Chloride	60		0.50	0.50	
74-83-9	Bromomethane	61		2.0	2.0	
75-00-3	Chloroethane	58		0.50	0.50	
75-69-4	Trichlorofluoromethane	60		1.0	1.0	
75-35-4	1,1-Dichloroethene	53		0.50	0.50	
76-13-1	Trichlorotrifluoroethane	50		0.50	0.50	
75-15-0	Carbon Disulfide	55		1.0	1.0	
75-09-2	Methylene Chloride	45		5.0	5.0	
67-64-1	Acetone	41		5.0	5.0	
156-60-5	Trans-1,2-Dichloroethene	51		0.50	0.50	
1634-04-4	Methyl t-Butyl Ether (MTBE)	49		1.0	1.0	
75-34-3	1,1-Dichloroethane	53		1.0	1.0	
107-13-1	Acrylonitrile	44		1.0	1.0	
156-59-2	Cis-1,2-Dichloroethene	51		0.50	0.50	
594-20-7	2,2-Dichloropropane	55		0.50	0.50	
74-97-5	Bromochloromethane	49		0.50	0.50	
67-66-3	Chloroform	50		0.50	0.50	
56-23-5	Carbon Tetrachloride	59		1.0	1.0	
109-99-9	Tetrahydrofuran (THF)	120		2.5	2.5	
71-55-6	1,1,1-Trichloroethane	52		0.50	0.50	
78-93-3	Methyl Ethyl Ketone	42		5.0	5.0	
563-58-6	1,1-Dichloropropene	51		0.50	0.50	
71-43-2	Benzene	52		0.50	0.50	
107-06-2	1,2-Dichloroethane	52		0.50	0.50	
79-01-6	Trichloroethene	51		0.50	0.50	
74-95-3	Dibromomethane	52		1.0	1.0	
78-87-5	1,2-dichloropropane	53		1.0	1.0	
75-27-4	Bromodichloromethane	54		1.0	1.0	
10061-01-5	cis-1,3-Dichloropropene	55		0.50	0.50	
108-88-3	Toluene	53		0.50	0.50	
108-10-1	4-Methyl-2-Pentanone	49		5.0	5.0	
127-18-4	Tetrachloroethene	53		1.0	1.0	
10061-02-6	trans-1,3-Dichloropropene	52		0.50	0.50	
79-00-5	1,1,2-Trichloroethane	51		1.0	1.0	

FORM I VOA

r=Result Reported U=Not Detected D=Reported Dilution E/J=Estimated Value X=Not Used S=Lab Solvent

CLIENT ID

VOLATILE ORGANICS ANALYSIS DATA SHEET

BY09784 LCSD

Client: NETC Lab: Phoenix Env. Labs

SDG No.: GBY06958 Lab Sample ID: BY09784 LCSD

Sample wt/vol: 5 (g/mL) g Lab File ID: 0426M04.D

Level: (low/med/meth): Low Date Received: 04/25/17

% Moisture: n.a. Date Analyzed: 04/26/17

Instrument: CHEM18 Column: rtx-vms Dilution Factor: 1

Purge Volume 5000 (uL) pH: n.a. Soil Aliquot Vol: 5000 (uL)

Matrix: (soil/water) Soil CONCENTRATION UNITS: (ug/L or ug/Kg) ug/Kg

CAS NO.	COMPOUND	CONC.	Q	MDL/LOD	RL/PQL	R
124-48-1	Dibromochloromethane	57		1.0	1.0	
142-28-9	1,3-Dichloropropane	49		1.0	1.0	
106-93-4	1,2-Dibromoethane	51		0.50	0.50	
591-78-6	2-Hexanone	42		5.0	5.0	
108-90-7	Chlorobenzene	51		0.50	0.50	
100-41-4	Ethylbenzene	50		0.50	0.50	
630-20-6	1,1,1,2-Tetrachloroethane	53		1.0	1.0	
179601-23-1	m&p-Xylene	97		1.0	1.0	
95-47-6	o-Xylene	52		1.0	1.0	
100-42-5	Styrene	48		0.50	0.50	
75-25-2	Bromoform	53		1.0	1.0	
98-82-8	Isopropylbenzene	53		0.50	0.50	
108-86-1	Bromobenzene	54		0.50	0.50	
103-65-1	n-Propylbenzene	52		1.0	1.0	
79-34-5	1,1,2,2-Tetrachloroethane	53		1.0	1.0	
95-49-8	2-Chlorotoluene	53		1.0	1.0	
108-67-8	1,3,5-Trimethylbenzene	51		0.50	0.50	
96-18-4	1,2,3-Trichloropropane	47		0.50	0.50	
110-57-6	trans-1,4-Dichloro-2-butene	260		2.5	2.5	
106-43-4	4-Chlorotoluene	49		0.50	0.50	
98-06-6	tert-Butylbenzene	53		0.50	0.50	
95-63-6	1,2,4-Trimethylbenzene	51		0.50	0.50	
135-98-8	sec-Butylbenzene	53		0.50	0.50	
99-87-6	p-Isopropyltoluene	52		0.50	0.50	
541-73-1	1,3-Dichlorobenzene	50		0.50	0.50	
106-46-7	1,4-Dichlorobenzene	51		0.50	0.50	
527-84-4	2-Isopropyltoluene	51		0.50	0.50	
104-51-8	n-Butylbenzene	52		0.50	0.50	
95-50-1	1,2-Dichlorobenzene	53		0.50	0.50	
96-12-8	1,2-Dibromo-3-Chloropropane	58		1.0	1.0	
87-68-3	Hexachlorobutadiene	54		0.50	0.50	
120-82-1	1,2,4-Trichlorobenzene	47		1.0	1.0	
91-20-3	Naphthalene	51		1.0	1.0	r
87-61-6	1,2,3-Trichlorobenzene	51		1.0	1.0	

FORM I VOA

r=Result Reported U=Not Detected D=Reported Dilution E/J=Estimated Value X=Not Used S=Lab Solvent

Quantitation Report (Not Reviewed)

Data Path : H:\V2017\CHEM18\04APR\042617\
Data File : 0426M04.D
Acq On : 26 Apr 2017 10:06 am
Operator :
Client ID : BY09784 LCSD
Lab ID : BY09784 LCSD
ALS Vial : 1 Sample Multiplier: 1

Quant Time: Apr 26 10:23:39 2017
Quant Method : H:\V2017\CHEM18\METHODS\VT-M0421.M
Quant Title : VOA Standards for 5 point calibration
QLast Update : Fri Apr 21 13:57:31 2017
Response via : Initial Calibration

Compound	R.T.	QIon	Response	Conc	Units	Dev(Min)
Internal Standards						
1) Pentafluorobenzene	3.484	168	247224	50.000	ug/l	0.00
29) 1,4-Difluorobenzene	3.824	114	331865	50.000	ug/l	0.00
45) Chlorobenzene-d5	5.937	117	344487	50.000	ug/l	0.00
58) 1,4-Dichlorobenzene-d4	7.988	152	156141	50.000	ug/l	0.00
83) 1,4-Dioxane d8	4.300	96	7961	500.000	ug/l	0.00
System Monitoring Compounds						
27) % Dibromofluoromethane	3.223	192	22426	49.552	ug/l	0.00
Spiked Amount 50.000	Range 70 - 130		Recovery = 99.10%			
40) % Toluene-d8	4.750	98	434892	51.353	ug/l	0.00
Spiked Amount 50.000	Range 70 - 130		Recovery = 102.70%			
57) % Bromofluorobenzene	6.968	95	160182	50.434	ug/l	0.00
Spiked Amount 50.000	Range 70 - 130		Recovery = 100.86%			
59) % 1,2-dichlorobenzene-d4	8.396	152	148140	51.629	ug/l	0.00
Spiked Amount 50.000	Range 70 - 130		Recovery = 103.26%			
Target Compounds						Qvalue
2) Dichlorodifluoromethane	1.173	85	144807	63.365	ug/l	100
3) Chloromethane	1.298	50	201112	60.013	ug/l	99
4) Vinyl Chloride	1.335	62	163508	59.790	ug/l	99
5) Bromomethane	1.523	94	75807	60.542	ug/l	96
6) Chloroethane	1.586	64	80287	58.049	ug/l	99
7) Trichlorofluoromethane	1.659	101	189982	59.987	ug/l	98
8) 1,1-Dichloroethene	1.936	96	101652	53.434	ug/l	86
9) Trichlorotrifluoroethane	1.952	151	86571	49.811	ug/l	95
10) Carbon Disulfide	1.962	76	291106	55.177	ug/l	99
12) Methylene Chloride	2.245	84	89666	44.578	ug/l	93
13) Acetone	2.276	43	24826	40.659	ug/l	84
14) Trans-1,2-Dichloroethene	2.329	96	103665	51.040	ug/l	95
16) Methyl t-Butyl Ether (...	2.381	73	202294	48.945	ug/l	99
17) 1,1-Dichloroethane	2.663	63	219380	53.074	ug/l	99
18) Acrylonitrile	2.700	53	26409	43.828	ug/l	96
19) Cis-1,2-Dichloroethene	2.961	96	113095	51.420	ug/l	91
20) 2,2-Dichloropropane	3.024	77	161531	54.537	ug/l	94
21) Bromochloromethane	3.076	128	44766	49.235	ug/l	94
23) Chloroform	3.108	83	161493	49.514	ug/l	100
24) Carbon Tetrachloride	3.197	117	124123	59.098	ug/l	99
25) Tetrahydrofuran (THF)	3.218	42	50992	115.914	ug/l	93
26) 1,1,1-Trichloroethane	3.239	97	160808	52.335	ug/l	98
28) Methyl Ethyl Ketone	3.296	43	31048	41.714	ug/l	99
30) 1,1-Dichloropropene	3.307	75	134602	51.055	ug/l	98
31) Benzene	3.458	78	359971	51.592	ug/l	98
32) 1,2-Dichloroethane	3.584	62	123173	52.287	ug/l	94
34) Trichloroethene	3.809	130	110013	51.118	ug/l	99
35) Dibromomethane	4.086	93	47117	52.063	ug/l	96
36) 1,2-dichloropropane	4.154	63	103610	53.064	ug/l	98
37) Bromodichloromethane	4.185	83	113007	53.699	ug/l	99
38) cis-1,3-Dichloropropene	4.619	75	153092	55.281	ug/l	97
39) Toluene	4.787	92	235320	53.440	ug/l	100
41) 4-Methyl-2-Pentanone	5.064	43	75864	48.834	ug/l	95
42) Tetrachloroethene	5.064	164	102876	53.110	ug/l	98
43) trans-1,3-Dichloropropene	5.090	75	108532	51.827	ug/l	99
44) 1,1,2-Trichloroethane	5.210	97	67793	50.741	ug/l	97
46) Dibromochloromethane	5.346	129	88367	56.784	ug/l	99

Quantitation Report (Not Reviewed)

Data Path : H:\V2017\CHEM18\04APR\042617\
Data File : 0426M04.D
Acq On : 26 Apr 2017 10:06 am
Operator :
Client ID : BY09784 LCSD
Lab ID : BY09784 LCSD
ALS Vial : 1 Sample Multiplier: 1

Quant Time: Apr 26 10:23:39 2017
Quant Method : H:\V2017\CHEM18\METHODS\VT-M0421.M
Quant Title : VOA Standards for 5 point calibration
QLast Update : Fri Apr 21 13:57:31 2017
Response via : Initial Calibration

Compound	R.T.	QIon	Response	Conc Units	Dev(Min)
47) 1,3-Dichloropropane	5.425	76	113086	49.109 ug/l	99
48) 1,2-Dibromoethane	5.535	107	68305	51.359 ug/l	97
49) 2-Hexanone	5.707	43	57098	41.703 ug/l	86
50) Chlorobenzene	5.948	112	265514	50.966 ug/l	96
51) Ethylbenzene	5.969	106	135481	49.740 ug/l	94
52) 1,1,1,2-Tetrachloroethane	6.000	131	83799	52.737 ug/l	97
53) m&p-Xylene	6.089	106	328914	97.342 ug/l	93
54) o-Xylene	6.450	106	184720	51.689 ug/l	91
55) Styrene	6.497	104	261924	47.523 ug/l	92
56) Bromoform	6.518	173	42435	52.592 ug/l	98
60) Isopropylbenzene	6.722	120	139179	52.864 ug/l	94
61) Bromobenzene	7.057	156	120086	54.185 ug/l	97
62) n-Propylbenzene	7.088	120	129577	51.756 ug/l	99
63) 1,1,2,2-Tetrachloroethane	7.156	83	66741	52.969 ug/l	97
64) 2-Chlorotoluene	7.224	126	110978	52.571 ug/l	95
65) 1,3,5-Trimethylbenzene	7.271	105	354395	51.430 ug/l	96
66) 1,2,3-Trichloropropane	7.276	75	49871	46.967 ug/l	83
67) trans-1,4-Dichloro-2-b...	7.318	75	84201	255.619 ug/l	85
68) 4-Chlorotoluene	7.376	126	103341	49.432 ug/l	93
69) tert-Butylbenzene	7.559	119	367756	53.452 ug/l	96
70) 1,2,4-Trimethylbenzene	7.627	105	349410	50.837 ug/l	96
71) sec-Butylbenzene	7.721	105	479860	52.765 ug/l	99
72) p-Isopropyltoluene	7.862	119	438171	51.557 ug/l	97
73) 1,3-Dichlorobenzene	7.920	146	203863	49.835 ug/l	98
74) 1,4-Dichlorobenzene	8.003	146	189143	50.656 ug/l	98
75) 2-Isopropyltoluene	8.098	119	380129	50.532 ug/l	98
76) n-Butylbenzene	8.260	91	365798	51.733 ug/l	100
77) 1,2-Dichlorobenzene	8.401	146	183317	53.337 ug/l	98
78) 1,2-Dibromo-3-Chloropr...	9.196	155	16530	57.990 ug/l	97
79) Hexachlorobutadiene	9.803	225	88253	54.033 ug/l	98
80) 1,2,4-Trichlorobenzene	9.823	180	117880	46.858 ug/l	99
81) Naphthalene	10.106	128	274167	51.455 ug/l	97
82) 1,2,3-Trichlorobenzene	10.258	180	122104	50.900 ug/l	99

(#)out of range (m)manual integration reviewed by analyst (+)signals summed

Quantitation Report (Not Reviewed)

Data Path : H:\V2017\CHEM18\04APR\042617\
Data File : 0426M04.D
Acq On : 26 Apr 2017 10:06 am
Operator :
Client ID : BY09784 LCSD
Lab ID : BY09784 LCSD
ALS Vial : 1 Sample Multiplier: 1

Quant Time: Apr 26 10:23:39 2017
Quant Method : H:\V2017\CHEM18\METHODS\VT-M0421.M
Quant Title : VOA Standards for 5 point calibration
QLast Update : Fri Apr 21 13:57:31 2017
Response via : Initial Calibration

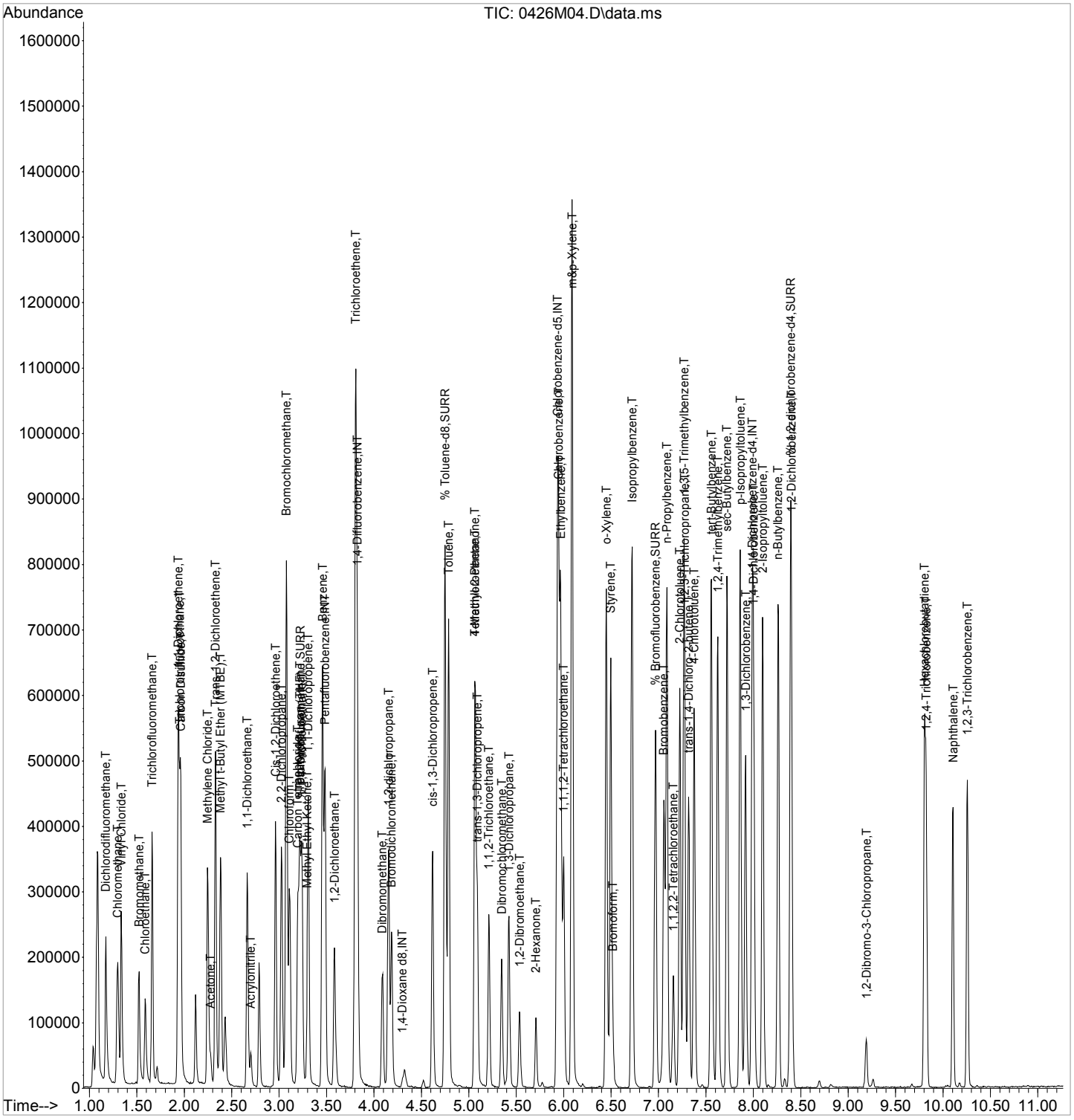

CLIENT ID

VOLATILE ORGANICS ANALYSIS DATA SHEET

BY09784 MS

Client: NETC Lab: Phoenix Env. Labs

SDG No.: GBY06958 Lab Sample ID: BY09784 MS 50X

Sample wt/vol: 10 (g/mL) g Lab File ID: 0426M25.D

Level: (low/med/meth): Meth Date Received: 04/25/17

% Moisture: 13 Date Analyzed: 04/26/17

Instrument: CHEM18 Column: rtx-vms Dilution Factor: 50

Soil Extract Volume 10000 (uL) pH: n.a. Soil Aliquot Vol: 100 (uL)

Matrix: (soil/water) Soil CONCENTRATION UNITS: (ug/L or ug/Kg) ug/Kg

CAS NO.	COMPOUND	CONC.	Q	MDL/LOD	RL/PQL	R
75-71-8	Dichlorodifluoromethane	3900		32	32	
74-87-3	Chloromethane	3600		65	65	
75-01-4	Vinyl Chloride	3600		32	32	
74-83-9	Bromomethane	3100		130	130	
75-00-3	Chloroethane	2400		32	32	
75-69-4	Trichlorofluoromethane	1500		65	65	
75-35-4	1,1-Dichloroethene	3000		32	32	
76-13-1	Trichlorotrifluoroethane	2900		32	32	
75-15-0	Carbon Disulfide	3000		65	65	
75-09-2	Methylene Chloride	2600		320	320	
67-64-1	Acetone	2600		320	320	
156-60-5	Trans-1,2-Dichloroethene	3100		32	32	
1634-04-4	Methyl t-Butyl Ether (MTBE)	2900		65	65	
75-34-3	1,1-Dichloroethane	3200		65	65	
107-13-1	Acrylonitrile	2700		65	65	
156-59-2	Cis-1,2-Dichloroethene	3000		32	32	
594-20-7	2,2-Dichloropropane	3000		32	32	
74-97-5	Bromochloromethane	2800		32	32	
67-66-3	Chloroform	3000		32	32	
56-23-5	Carbon Tetrachloride	2900		65	65	
109-99-9	Tetrahydrofuran (THF)	7300		160	160	
71-55-6	1,1,1-Trichloroethane	3100		32	32	
78-93-3	Methyl Ethyl Ketone	2600		320	320	
563-58-6	1,1-Dichloropropene	3200		32	32	
71-43-2	Benzene	3100		32	32	
107-06-2	1,2-Dichloroethane	3200		32	32	
79-01-6	Trichloroethene	3100		32	32	
74-95-3	Dibromomethane	3100		65	65	
78-87-5	1,2-dichloropropane	3100		65	65	
75-27-4	Bromodichloromethane	3000		65	65	
10061-01-5	cis-1,3-Dichloropropene	3100		32	32	
108-88-3	Toluene	3300		32	32	
108-10-1	4-Methyl-2-Pentanone	2800		320	320	
127-18-4	Tetrachloroethene	3400		65	65	
10061-02-6	trans-1,3-Dichloropropene	2900		32	32	
79-00-5	1,1,2-Trichloroethane	2900		65	65	

FORM I VOA

r=Result Reported U=Not Detected D=Reported Dilution E/J=Estimated Value X=Not Used S=Lab Solvent

CLIENT ID

VOLATILE ORGANICS ANALYSIS DATA SHEET

BY09784 MS

Client: NETC Lab: Phoenix Env. Labs

SDG No.: GBY06958 Lab Sample ID: BY09784 MS 50X

Sample wt/vol: 10 (g/mL) g Lab File ID: 0426M25.D

Level: (low/med/meth): Meth Date Received: 04/25/17

% Moisture: 13 Date Analyzed: 04/26/17

Instrument: CHEM18 Column: rtx-vms Dilution Factor: 50

Soil Extract Volume 10000 (uL) pH: n.a. Soil Aliquot Vol: 100 (uL)

Matrix: (soil/water) Soil CONCENTRATION UNITS: (ug/L or ug/Kg) ug/Kg

CAS NO.	COMPOUND	CONC.	Q	MDL/LOD	RL/PQL	R
124-48-1	Dibromochloromethane	2900		65	65	
142-28-9	1,3-Dichloropropane	2900		65	65	
106-93-4	1,2-Dibromoethane	3100		32	32	
591-78-6	2-Hexanone	2500		320	320	
108-90-7	Chlorobenzene	3100		32	32	
100-41-4	Ethylbenzene	3200		32	32	
630-20-6	1,1,1,2-Tetrachloroethane	2900		65	65	
179601-23-1	m&p-Xylene	6100		65	65	
95-47-6	o-Xylene	3200		65	65	
100-42-5	Styrene	2900		32	32	
75-25-2	Bromoform	2700		65	65	
98-82-8	Isopropylbenzene	3200		32	32	
108-86-1	Bromobenzene	3200		32	32	
103-65-1	n-Propylbenzene	3300		65	65	
79-34-5	1,1,2,2-Tetrachloroethane	3000		65	65	
95-49-8	2-Chlorotoluene	3100		65	65	
108-67-8	1,3,5-Trimethylbenzene	3200		32	32	
96-18-4	1,2,3-Trichloropropane	2900		32	32	
110-57-6	trans-1,4-Dichloro-2-butene	13000		160	160	
106-43-4	4-Chlorotoluene	3000		32	32	
98-06-6	tert-Butylbenzene	3200		32	32	
95-63-6	1,2,4-Trimethylbenzene	3100		32	32	
135-98-8	sec-Butylbenzene	3300		32	32	
99-87-6	p-Isopropyltoluene	3200		32	32	
541-73-1	1,3-Dichlorobenzene	3000		32	32	
106-46-7	1,4-Dichlorobenzene	3100		32	32	
527-84-4	2-Isopropyltoluene	3100		32	32	
104-51-8	n-Butylbenzene	3300		32	32	
95-50-1	1,2-Dichlorobenzene	3100		32	32	
96-12-8	1,2-Dibromo-3-Chloropropane	3200		65	65	
87-68-3	Hexachlorobutadiene	3300		32	32	
120-82-1	1,2,4-Trichlorobenzene	2900		65	65	
91-20-3	Naphthalene	3400		65	65	r
87-61-6	1,2,3-Trichlorobenzene	3000		65	65	

FORM I VOA

r=Result Reported U=Not Detected D=Reported Dilution E/J=Estimated Value X=Not Used S=Lab Solvent

Quantitation Report (QT Reviewed)

Data Path : H:\V2017\CHEM18\04APR\042617\
Data File : 0426M25.D
Acq On : 26 Apr 2017 6:01 pm
Operator :
Client ID : BY09784 MS
Lab ID : BY09784 MS 50X
ALS Vial : 1 Sample Multiplier: 1

Quant Time: Apr 27 10:01:24 2017
Quant Method : H:\V2017\CHEM18\Methods\VT-M0421.M
Quant Title : VOA Standards for 5 point calibration
QLast Update : Fri Apr 21 13:57:31 2017
Response via : Initial Calibration

Compound	R.T.	QIon	Response	Conc	Units	Dev(Min)
Internal Standards						
1) Pentafluorobenzene	3.479	168	227498	50.000	ug/l	0.00
29) 1,4-Difluorobenzene	3.824	114	306620	50.000	ug/l	0.00
45) Chlorobenzene-d5	5.932	117	314745	50.000	ug/l	0.00
58) 1,4-Dichlorobenzene-d4	7.988	152	146797	50.000	ug/l	0.00
83) 1,4-Dioxane d8	4.311	96	7159	500.000	ug/l	0.00
System Monitoring Compounds						
27) % Dibromofluoromethane	3.218	192	20213	48.535	ug/l	0.00
Spiked Amount 50.000	Range 70 - 130		Recovery = 97.08%			
40) % Toluene-d8	4.750	98	398044	50.872	ug/l	0.00
Spiked Amount 50.000	Range 70 - 130		Recovery = 101.74%			
57) % Bromofluorobenzene	6.968	95	141097	48.623	ug/l	0.00
Spiked Amount 50.000	Range 70 - 130		Recovery = 97.24%			
59) % 1,2-dichlorobenzene-d4	8.390	152	137138	50.837	ug/l	0.00
Spiked Amount 50.000	Range 70 - 130		Recovery = 101.68%			
Target Compounds						Qvalue
2) Dichlorodifluoromethane	1.168	85	125383	59.622	ug/l	98
3) Chloromethane	1.298	50	172440	55.919	ug/l	100
4) Vinyl Chloride	1.335	62	140553	55.853	ug/l	98
5) Bromomethane	1.518	94	55524	48.188	ug/l	99
6) Chloroethane	1.570	64	47086	36.996	ug/l	94
7) Trichlorofluoromethane	1.628	101	69167	23.733	ug/l	97
8) 1,1-Dichloroethene	1.921	96	81748	46.698	ug/l	90
9) Trichlorotrifluoroethane	1.936	151	70335	43.978	ug/l	96
10) Carbon Disulfide	1.947	76	227866	46.935	ug/l	100
12) Methylene Chloride	2.240	84	73218	39.557	ug/l	95
13) Acetone	2.282	43	22175	39.466	ug/l	94
14) Trans-1,2-Dichloroethene	2.323	96	90192	48.257	ug/l	95
16) Methyl t-Butyl Ether (...	2.381	73	170475	44.823	ug/l	98
17) 1,1-Dichloroethane	2.658	63	184540	48.517	ug/l	99
18) Acrylonitrile	2.700	53	22873	41.251	ug/l	97
19) Cis-1,2-Dichloroethene	2.961	96	94153	46.519	ug/l	90
20) 2,2-Dichloropropane	3.019	77	126981	46.590	ug/l	94
21) Bromochloromethane	3.077	128	36063	43.102	ug/l	94
23) Chloroform	3.108	83	137256	45.732	ug/l	99
24) Carbon Tetrachloride	3.192	117	84912	43.934	ug/l	99
25) Tetrahydrofuran (THF)	3.218	42	45695	112.880	ug/l	89
26) 1,1,1-Trichloroethane	3.233	97	135451	47.905	ug/l	98
28) Methyl Ethyl Ketone	3.296	43	27211	39.728	ug/l	99
30) 1,1-Dichloropropene	3.301	75	120769	49.580	ug/l	97
31) Benzene	3.453	78	311327	48.294	ug/l	99
32) 1,2-Dichloroethane	3.579	62	105905	48.658	ug/l	93
34) Trichloroethene	3.809	130	96413	48.487	ug/l	97
35) Dibromomethane	4.086	93	39569	47.323	ug/l	96
36) 1,2-dichloropropane	4.149	63	85606	47.453	ug/l	98
37) Bromodichloromethane	4.185	83	89745	46.157	ug/l	99
38) cis-1,3-Dichloropropene	4.614	75	122672	47.944	ug/l	99
39) Toluene	4.787	92	206885	50.851	ug/l	99
41) 4-Methyl-2-Pentanone	5.064	43	61350	42.743	ug/l	95
42) Tetrachloroethene	5.064	164	92731	51.815	ug/l	98
43) trans-1,3-Dichloropropene	5.090	75	87570	45.260	ug/l	98
44) 1,1,2-Trichloroethane	5.210	97	55214	44.728	ug/l	94
46) Dibromochloromethane	5.346	129	63917	44.954	ug/l	100

Quantitation Report (QT Reviewed)

Data Path : H:\V2017\CHEM18\04APR\042617\
Data File : 0426M25.D
Acq On : 26 Apr 2017 6:01 pm
Operator :
Client ID : BY09784 MS
Lab ID : BY09784 MS 50X
ALS Vial : 1 Sample Multiplier: 1

Quant Time: Apr 27 10:01:24 2017
Quant Method : H:\V2017\CHEM18\Methods\VT-M0421.M
Quant Title : VOA Standards for 5 point calibration
QLast Update : Fri Apr 21 13:57:31 2017
Response via : Initial Calibration

Compound	R.T.	QIon	Response	Conc Units	Dev(Min)
47) 1,3-Dichloropropane	5.420	76	94742	45.031 ug/l	99
48) 1,2-Dibromoethane	5.535	107	58065	47.785 ug/l	99
49) 2-Hexanone	5.707	43	48928	39.113 ug/l	81
50) Chlorobenzene	5.948	112	224218	47.107 ug/l	97
51) Ethylbenzene	5.969	106	121148	48.681 ug/l	100
52) 1,1,1,2-Tetrachloroethane	6.000	131	65336	45.003 ug/l	96
53) m&p-Xylene	6.089	106	291377	94.382 ug/l	92
54) o-Xylene	6.450	106	158538	48.555 ug/l	91
55) Styrene	6.497	104	221585	44.004 ug/l	90
56) Bromoform	6.513	173	30238	41.017 ug/l	99
60) Isopropylbenzene	6.722	120	120967	48.872 ug/l	90
61) Bromobenzene	7.057	156	102376	49.134 ug/l	98
62) n-Propylbenzene	7.088	120	117978	50.123 ug/l	100
63) 1,1,2,2-Tetrachloroethane	7.156	83	54549	46.048 ug/l	98
64) 2-Chlorotoluene	7.224	126	93771	47.247 ug/l	93
65) 1,3,5-Trimethylbenzene	7.271	105	314753	48.585 ug/l	96
66) 1,2,3-Trichloropropane	7.276	75	44849	44.926 ug/l	88
67) trans-1,4-Dichloro-2-b...	7.318	75	61587	198.868 ug/l#	77
68) 4-Chlorotoluene	7.376	126	92080	46.849 ug/l	95
69) tert-Butylbenzene	7.554	119	320018	49.474 ug/l	96
70) 1,2,4-Trimethylbenzene	7.622	105	312715	48.395 ug/l	96
71) sec-Butylbenzene	7.721	105	429531	50.238 ug/l	100
72) p-Isopropyltoluene	7.862	119	395921	49.551 ug/l	97
73) 1,3-Dichlorobenzene	7.920	146	178479	46.407 ug/l	99
74) 1,4-Dichlorobenzene	8.003	146	165177	47.053 ug/l	98
75) 2-Isopropyltoluene	8.098	119	334713	47.327 ug/l	98
76) n-Butylbenzene	8.260	91	337050	50.701 ug/l	99
77) 1,2-Dichlorobenzene	8.401	146	156559	48.451 ug/l	99
78) 1,2-Dibromo-3-Chloropr...	9.191	155	13108	48.912 ug/l	96
79) Hexachlorobutadiene	9.803	225	78276	50.975 ug/l	98
80) 1,2,4-Trichlorobenzene	9.824	180	105068	44.424 ug/l	99
81) Naphthalene	10.106	128	258997	51.702 ug/l	97
82) 1,2,3-Trichlorobenzene	10.258	180	103261	45.785 ug/l	98

(#)out of range (m)manual integration reviewed by analyst (+)signals summed

Quantitation Report (QT Reviewed)

Data Path : H:\V2017\CHEM18\04APR\042617\
Data File : 0426M25.D
Acq On : 26 Apr 2017 6:01 pm
Operator :
Client ID : BY09784 MS
Lab ID : BY09784 MS 50X
ALS Vial : 1 Sample Multiplier: 1

Quant Time: Apr 27 10:01:24 2017
Quant Method : H:\V2017\CHEM18\Methods\VT-M0421.M
Quant Title : VOA Standards for 5 point calibration
QLast Update : Fri Apr 21 13:57:31 2017
Response via : Initial Calibration

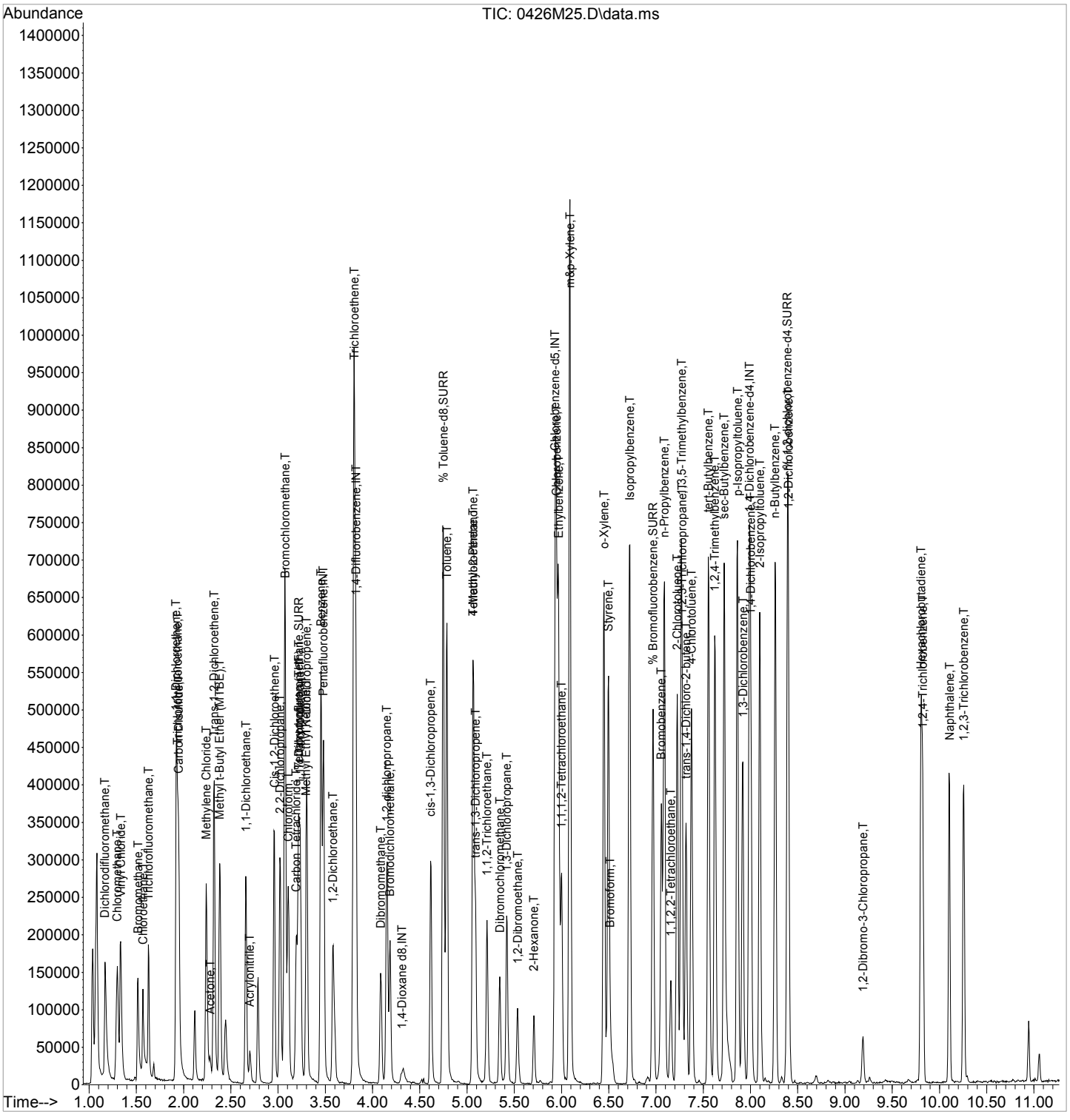

CLIENT ID

VOLATILE ORGANICS ANALYSIS DATA SHEET

BY09784 MSD

Client: NETC Lab: Phoenix Env. Labs

SDG No.: GBY06958 Lab Sample ID: BY09784 MSD 50X

Sample wt/vol: 10 (g/mL) g Lab File ID: 0426M26.D

Level: (low/med/meth): Meth Date Received: 04/25/17

% Moisture: 13 Date Analyzed: 04/26/17

Instrument: CHEM18 Column: rtx-vms Dilution Factor: 50

Soil Extract Volume 10000 (uL) pH: n.a. Soil Aliquot Vol: 100 (uL)

Matrix: (soil/water) Soil CONCENTRATION UNITS: (ug/L or ug/Kg) ug/Kg

CAS NO.	COMPOUND	CONC.	Q	MDL/LOD	RL/PQL	R
75-71-8	Dichlorodifluoromethane	4300		32	32	
74-87-3	Chloromethane	4000		65	65	
75-01-4	Vinyl Chloride	4000		32	32	
74-83-9	Bromomethane	3800		130	130	
75-00-3	Chloroethane	2600		32	32	
75-69-4	Trichlorofluoromethane	1600		65	65	
75-35-4	1,1-Dichloroethene	3200		32	32	
76-13-1	Trichlorotrifluoroethane	3100		32	32	
75-15-0	Carbon Disulfide	3300		65	65	
75-09-2	Methylene Chloride	2800		320	320	
67-64-1	Acetone	2800		320	320	
156-60-5	Trans-1,2-Dichloroethene	3300		32	32	
1634-04-4	Methyl t-Butyl Ether (MTBE)	3300		65	65	
75-34-3	1,1-Dichloroethane	3500		65	65	
107-13-1	Acrylonitrile	3000		65	65	
156-59-2	Cis-1,2-Dichloroethene	3400		32	32	
594-20-7	2,2-Dichloropropane	3400		32	32	
74-97-5	Bromochloromethane	3000		32	32	
67-66-3	Chloroform	3100		32	32	
56-23-5	Carbon Tetrachloride	3200		65	65	
109-99-9	Tetrahydrofuran (THF)	7700		160	160	
71-55-6	1,1,1-Trichloroethane	3400		32	32	
78-93-3	Methyl Ethyl Ketone	2900		320	320	
563-58-6	1,1-Dichloropropene	3500		32	32	
71-43-2	Benzene	3400		32	32	
107-06-2	1,2-Dichloroethane	3500		32	32	
79-01-6	Trichloroethene	3500		32	32	
74-95-3	Dibromomethane	3400		65	65	
78-87-5	1,2-dichloropropane	3400		65	65	
75-27-4	Bromodichloromethane	3300		65	65	
10061-01-5	cis-1,3-Dichloropropene	3400		32	32	
108-88-3	Toluene	3600		32	32	
108-10-1	4-Methyl-2-Pentanone	3200		320	320	
127-18-4	Tetrachloroethene	3600		65	65	
10061-02-6	trans-1,3-Dichloropropene	3300		32	32	
79-00-5	1,1,2-Trichloroethane	3400		65	65	

FORM I VOA

r=Result Reported U=Not Detected D=Reported Dilution E/J=Estimated Value X=Not Used S=Lab Solvent

CLIENT ID

VOLATILE ORGANICS ANALYSIS DATA SHEET

BY09784 MSD

Client: NETC Lab: Phoenix Env. Labs

SDG No.: GBY06958 Lab Sample ID: BY09784 MSD 50X

Sample wt/vol: 10 (g/mL) g Lab File ID: 0426M26.D

Level: (low/med/meth): Meth Date Received: 04/25/17

% Moisture: 13 Date Analyzed: 04/26/17

Instrument: CHEM18 Column: rtx-vms Dilution Factor: 50

Soil Extract Volume 10000 (uL) pH: n.a. Soil Aliquot Vol: 100 (uL)

Matrix: (soil/water) Soil CONCENTRATION UNITS: (ug/L or ug/Kg) ug/Kg

CAS NO.	COMPOUND	CONC.	Q	MDL/LOD	RL/PQL	R
124-48-1	Dibromochloromethane	3400		65	65	
142-28-9	1,3-Dichloropropane	3200		65	65	
106-93-4	1,2-Dibromoethane	3400		32	32	
591-78-6	2-Hexanone	2800		320	320	
108-90-7	Chlorobenzene	3300		32	32	
100-41-4	Ethylbenzene	3400		32	32	
630-20-6	1,1,1,2-Tetrachloroethane	3300		65	65	
179601-23-1	m&p-Xylene	6500		65	65	
95-47-6	o-Xylene	3400		65	65	
100-42-5	Styrene	3200		32	32	
75-25-2	Bromoform	3000		65	65	
98-82-8	Isopropylbenzene	3500		32	32	
108-86-1	Bromobenzene	3500		32	32	
103-65-1	n-Propylbenzene	3500		65	65	
79-34-5	1,1,2,2-Tetrachloroethane	3300		65	65	
95-49-8	2-Chlorotoluene	3400		65	65	
108-67-8	1,3,5-Trimethylbenzene	3400		32	32	
96-18-4	1,2,3-Trichloropropane	3100		32	32	
110-57-6	trans-1,4-Dichloro-2-butene	14000		160	160	
106-43-4	4-Chlorotoluene	3400		32	32	
98-06-6	tert-Butylbenzene	3500		32	32	
95-63-6	1,2,4-Trimethylbenzene	3400		32	32	
135-98-8	sec-Butylbenzene	3500		32	32	
99-87-6	p-Isopropyltoluene	3500		32	32	
541-73-1	1,3-Dichlorobenzene	3300		32	32	
106-46-7	1,4-Dichlorobenzene	3300		32	32	
527-84-4	2-Isopropyltoluene	3300		32	32	
104-51-8	n-Butylbenzene	3600		32	32	
95-50-1	1,2-Dichlorobenzene	3400		32	32	
96-12-8	1,2-Dibromo-3-Chloropropane	3600		65	65	
87-68-3	Hexachlorobutadiene	3600		32	32	
120-82-1	1,2,4-Trichlorobenzene	3100		65	65	
91-20-3	Naphthalene	3900		65	65	r
87-61-6	1,2,3-Trichlorobenzene	3400		65	65	

FORM I VOA

r=Result Reported U=Not Detected D=Reported Dilution E/J=Estimated Value X=Not Used S=Lab Solvent

Quantitation Report (QT Reviewed)

Data Path : H:\V2017\CHEM18\04APR\042617\
Data File : 0426M26.D
Acq On : 26 Apr 2017 6:24 pm
Operator :
Client ID : BY09784 MSD
Lab ID : BY09784 MSD 50X
ALS Vial : 1 Sample Multiplier: 1

Quant Time: Apr 27 10:01:26 2017
Quant Method : H:\V2017\CHEM18\Methods\VT-M0421.M
Quant Title : VOA Standards for 5 point calibration
QLast Update : Fri Apr 21 13:57:31 2017
Response via : Initial Calibration

Compound	R.T.	QIon	Response	Conc	Units	Dev(Min)
Internal Standards						
1) Pentafluorobenzene	3.484	168	227566	50.000	ug/l	0.00
29) 1,4-Difluorobenzene	3.824	114	308287	50.000	ug/l	0.00
45) Chlorobenzene-d5	5.937	117	320643	50.000	ug/l	0.00
58) 1,4-Dichlorobenzene-d4	7.988	152	148878	50.000	ug/l	0.00
83) 1,4-Dioxane d8	4.306	96	8755	500.000	ug/l	0.00
System Monitoring Compounds						
27) % Dibromofluoromethane	3.218	192	19410	46.593	ug/l	0.00
Spiked Amount 50.000	Range 70 - 130		Recovery = 93.18%			
40) % Toluene-d8	4.750	98	406343	51.652	ug/l	0.00
Spiked Amount 50.000	Range 70 - 130		Recovery = 103.30%			
57) % Bromofluorobenzene	6.968	95	142488	48.199	ug/l	0.00
Spiked Amount 50.000	Range 70 - 130		Recovery = 96.40%			
59) % 1,2-dichlorobenzene-d4	8.390	152	140409	51.322	ug/l	0.00
Spiked Amount 50.000	Range 70 - 130		Recovery = 102.64%			
Target Compounds						Qvalue
2) Dichlorodifluoromethane	1.173	85	138465	65.823	ug/l	97
3) Chloromethane	1.303	50	187711	60.853	ug/l	96
4) Vinyl Chloride	1.335	62	154960	61.559	ug/l	99
5) Bromomethane	1.518	94	66772	57.933	ug/l	97
6) Chloroethane	1.570	64	51686	40.598	ug/l	99
7) Trichlorofluoromethane	1.633	101	71432	24.503	ug/l	98
8) 1,1-Dichloroethene	1.926	96	87283	49.845	ug/l	86
9) Trichlorotrifluoroethane	1.936	151	75808	47.386	ug/l	97
10) Carbon Disulfide	1.952	76	246263	50.709	ug/l	99
12) Methylene Chloride	2.245	84	80909	43.699	ug/l	97
13) Acetone	2.287	43	24067	42.820	ug/l	90
14) Trans-1,2-Dichloroethene	2.323	96	95706	51.192	ug/l	94
16) Methyl t-Butyl Ether (...	2.386	73	193646	50.900	ug/l	100
17) 1,1-Dichloroethane	2.663	63	202922	53.333	ug/l	98
18) Acrylonitrile	2.705	53	25939	46.766	ug/l	94
19) Cis-1,2-Dichloroethene	2.961	96	105250	51.987	ug/l	92
20) 2,2-Dichloropropane	3.024	77	143432	52.610	ug/l	92
21) Bromochloromethane	3.076	128	39016	46.618	ug/l	90
23) Chloroform	3.108	83	141654	47.183	ug/l	96
24) Carbon Tetrachloride	3.192	117	95945	49.628	ug/l	99
25) Tetrahydrofuran (THF)	3.218	42	48308	119.299	ug/l	91
26) 1,1,1-Trichloroethane	3.239	97	148896	52.644	ug/l	99
28) Methyl Ethyl Ketone	3.296	43	30705	44.816	ug/l	98
30) 1,1-Dichloropropene	3.301	75	132401	54.061	ug/l	97
31) Benzene	3.453	78	336090	51.853	ug/l	99
32) 1,2-Dichloroethane	3.584	62	117084	53.504	ug/l	92
34) Trichloroethene	3.809	130	108193	54.117	ug/l	98
35) Dibromomethane	4.086	93	43474	51.712	ug/l	96
36) 1,2-dichloropropane	4.154	63	93776	51.701	ug/l	98
37) Bromodichloromethane	4.185	83	100466	51.391	ug/l	97
38) cis-1,3-Dichloropropene	4.619	75	135807	52.790	ug/l	98
39) Toluene	4.787	92	226442	55.357	ug/l	100
41) 4-Methyl-2-Pentanone	5.064	43	71750	49.718	ug/l	94
42) Tetrachloroethene	5.064	164	100266	55.722	ug/l	99
43) trans-1,3-Dichloropropene	5.090	75	97393	50.064	ug/l	98
44) 1,1,2-Trichloroethane	5.210	97	64481	51.953	ug/l	95
46) Dibromochloromethane	5.346	129	74744	51.602	ug/l	98

Quantitation Report (QT Reviewed)

Data Path : H:\V2017\CHEM18\04APR\042617\
Data File : 0426M26.D
Acq On : 26 Apr 2017 6:24 pm
Operator :
Client ID : BY09784 MSD
Lab ID : BY09784 MSD 50X
ALS Vial : 1 Sample Multiplier: 1

Quant Time: Apr 27 10:01:26 2017
Quant Method : H:\V2017\CHEM18\Methods\VT-M0421.M
Quant Title : VOA Standards for 5 point calibration
QLast Update : Fri Apr 21 13:57:31 2017
Response via : Initial Calibration

Compound	R.T.	QIon	Response	Conc	Units	Dev(Min)
47) 1,3-Dichloropropane	5.425	76	106053	49.479	ug/l	100
48) 1,2-Dibromoethane	5.535	107	64353	51.985	ug/l	99
49) 2-Hexanone	5.707	43	55394	43.468	ug/l	89
50) Chlorobenzene	5.948	112	248527	51.253	ug/l	96
51) Ethylbenzene	5.969	106	132765	52.367	ug/l	95
52) 1,1,1,2-Tetrachloroethane	6.000	131	74534	50.395	ug/l	96
53) m&p-Xylene	6.089	106	316511	100.637	ug/l	92
54) o-Xylene	6.450	106	174258	52.388	ug/l	90
55) Styrene	6.497	104	249057	48.549	ug/l	89
56) Bromoform	6.518	173	34379	45.777	ug/l	99
60) Isopropylbenzene	6.722	120	134902	53.740	ug/l	94
61) Bromobenzene	7.057	156	113777	53.842	ug/l	97
62) n-Propylbenzene	7.088	120	128979	54.030	ug/l	98
63) 1,1,2,2-Tetrachloroethane	7.156	83	60999	50.773	ug/l	99
64) 2-Chlorotoluene	7.224	126	105482	52.405	ug/l	94
65) 1,3,5-Trimethylbenzene	7.271	105	343228	52.240	ug/l	97
66) 1,2,3-Trichloropropane	7.276	75	47979	47.389	ug/l	82
67) trans-1,4-Dichloro-2-b...	7.318	75	69319	220.707	ug/l	82
68) 4-Chlorotoluene	7.376	126	103121	51.733	ug/l	98
69) tert-Butylbenzene	7.559	119	352059	53.667	ug/l	96
70) 1,2,4-Trimethylbenzene	7.627	105	344392	52.552	ug/l	97
71) sec-Butylbenzene	7.721	105	472149	54.450	ug/l	99
72) p-Isopropyltoluene	7.862	119	439554	54.243	ug/l	97
73) 1,3-Dichlorobenzene	7.920	146	199334	51.105	ug/l	98
74) 1,4-Dichlorobenzene	8.003	146	183444	51.526	ug/l	98
75) 2-Isopropyltoluene	8.098	119	369485	51.513	ug/l	98
76) n-Butylbenzene	8.260	91	373196	55.354	ug/l	100
77) 1,2-Dichlorobenzene	8.401	146	173682	52.999	ug/l	99
78) 1,2-Dibromo-3-Chloropr...	9.191	155	14895	54.804	ug/l	99
79) Hexachlorobutadiene	9.808	225	85878	55.144	ug/l	99
80) 1,2,4-Trichlorobenzene	9.823	180	116281	48.478	ug/l	99
81) Naphthalene	10.106	128	308203	60.665	ug/l	96
82) 1,2,3-Trichlorobenzene	10.258	180	119092	52.066	ug/l	98

(#)out of range (m)manual integration reviewed by analyst (+)signals summed

Quantitation Report (QT Reviewed)

Data Path : H:\V2017\CHEM18\04APR\042617\
Data File : 0426M26.D
Acq On : 26 Apr 2017 6:24 pm
Operator :
Client ID : BY09784 MSD
Lab ID : BY09784 MSD 50X
ALS Vial : 1 Sample Multiplier: 1

Quant Time: Apr 27 10:01:26 2017
Quant Method : H:\V2017\CHEM18\Methods\VT-M0421.M
Quant Title : VOA Standards for 5 point calibration
QLast Update : Fri Apr 21 13:57:31 2017
Response via : Initial Calibration

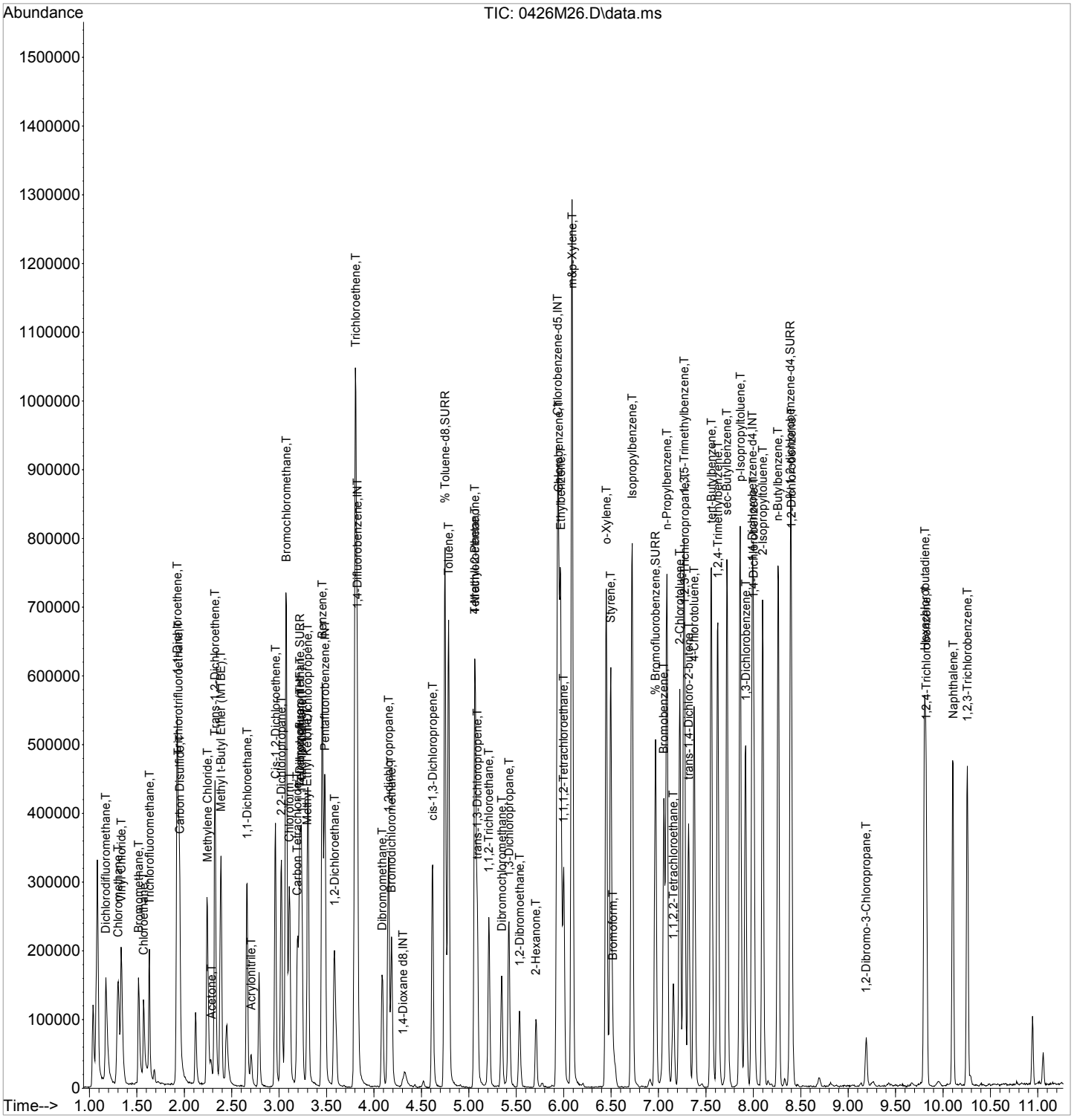

CLIENT ID

VOLATILE ORGANICS ANALYSIS DATA SHEET

BY09784 QC

Client: NETC Lab: Phoenix Env. Labs

SDG No.: GBY06958 Lab Sample ID: BY09784 50X

Sample wt/vol: 10 (g/mL) g Lab File ID: 0426M11.D

Level: (low/med/meth): Meth Date Received: 04/25/17

% Moisture: 13 Date Analyzed: 04/26/17

Instrument: CHEM18 Column: rtx-vms Dilution Factor: 50

Soil Extract Volume 11300 (uL) pH: n.a. Soil Aliquot Vol: 100 (uL)

Matrix: (soil/water) Soil CONCENTRATION UNITS: (ug/L or ug/Kg) ug/Kg

CAS NO.	COMPOUND	CONC.	Q	MDL/LOD	RL/PQL	R
75-71-8	Dichlorodifluoromethane	320	U	32	320	r
74-87-3	Chloromethane	320	U	65	320	r
75-01-4	Vinyl Chloride	320	U	32	320	r
74-83-9	Bromomethane	320	U	130	320	r
75-00-3	Chloroethane	320	U	32	320	r
75-69-4	Trichlorofluoromethane	320	U	65	320	r
75-35-4	1,1-Dichloroethene	320	U	32	320	r
76-13-1	Trichlorotrifluoroethane	320	U	32	320	r
75-15-0	Carbon Disulfide	320	U	65	320	r
75-09-2	Methylene Chloride	320	U	320	320	r
67-64-1	Acetone	1600	U	320	1600	r
156-60-5	Trans-1,2-Dichloroethene	320	U	32	320	r
1634-04-4	Methyl t-Butyl Ether (MTBE)	650	U	65	650	r
75-34-3	1,1-Dichloroethane	320	U	65	320	r
107-13-1	Acrylonitrile	650	U	65	650	r
156-59-2	Cis-1,2-Dichloroethene	320	U	32	320	r
594-20-7	2,2-Dichloropropane	320	U	32	320	r
74-97-5	Bromochloromethane	320	U	32	320	r
67-66-3	Chloroform	320	U	32	320	r
56-23-5	Carbon Tetrachloride	320	U	65	320	r
109-99-9	Tetrahydrofuran (THF)	650	U	160	650	r
71-55-6	1,1,1-Trichloroethane	320	U	32	320	r
78-93-3	Methyl Ethyl Ketone	1900	U	320	1900	r
563-58-6	1,1-Dichloropropene	320	U	32	320	r
71-43-2	Benzene	320	U	32	320	r
107-06-2	1,2-Dichloroethane	320	U	32	320	r
79-01-6	Trichloroethene	320	U	32	320	r
74-95-3	Dibromomethane	320	U	65	320	r
78-87-5	1,2-dichloropropane	320	U	65	320	r
75-27-4	Bromodichloromethane	320	U	65	320	r
10061-01-5	cis-1,3-Dichloropropene	320	U	32	320	r
108-88-3	Toluene	320	U	32	320	r
108-10-1	4-Methyl-2-Pentanone	1600	U	320	1600	r
127-18-4	Tetrachloroethene	320	U	65	320	r
10061-02-6	trans-1,3-Dichloropropene	320	U	32	320	r
79-00-5	1,1,2-Trichloroethane	320	U	65	320	r

FORM I VOA

r=Result Reported U=Not Detected D=Reported Dilution E/J=Estimated Value X=Not Used S=Lab Solvent

CLIENT ID

VOLATILE ORGANICS ANALYSIS DATA SHEET

BY09784 QC

Client: NETC Lab: Phoenix Env. Labs

SDG No.: GBY06958 Lab Sample ID: BY09784 50X

Sample wt/vol: 10 (g/mL) g Lab File ID: 0426M11.D

Level: (low/med/meth): Meth Date Received: 04/25/17

% Moisture: 13 Date Analyzed: 04/26/17

Instrument: CHEM18 Column: rtx-vms Dilution Factor: 50

Soil Extract Volume 11300 (uL) pH: n.a. Soil Aliquot Vol: 100 (uL)

Matrix: (soil/water) Soil CONCENTRATION UNITS: (ug/L or ug/Kg) ug/Kg

CAS NO.	COMPOUND	CONC.	Q	MDL/LOD	RL/PQL	R
124-48-1	Dibromochloromethane	320	U	65	320	r
142-28-9	1,3-Dichloropropane	320	U	65	320	r
106-93-4	1,2-Dibromoethane	320	U	32	320	r
591-78-6	2-Hexanone	1600	U	320	1600	r
108-90-7	Chlorobenzene	320	U	32	320	r
100-41-4	Ethylbenzene	320	U	32	320	r
630-20-6	1,1,1,2-Tetrachloroethane	320	U	65	320	r
179601-23-1	m&p-Xylene	320	U	65	320	r
95-47-6	o-Xylene	320	U	65	320	r
100-42-5	Styrene	320	U	32	320	r
75-25-2	Bromoform	320	U	65	320	r
98-82-8	Isopropylbenzene	320	U	32	320	r
108-86-1	Bromobenzene	320	U	32	320	r
103-65-1	n-Propylbenzene	320	U	65	320	r
79-34-5	1,1,2,2-Tetrachloroethane	320	U	65	320	r
95-49-8	2-Chlorotoluene	320	U	65	320	r
108-67-8	1,3,5-Trimethylbenzene	320	U	32	320	r
96-18-4	1,2,3-Trichloropropane	320	U	32	320	r
110-57-6	trans-1,4-Dichloro-2-butene	650	U	160	650	r
106-43-4	4-Chlorotoluene	320	U	32	320	r
98-06-6	tert-Butylbenzene	320	U	32	320	r
95-63-6	1,2,4-Trimethylbenzene	320	U	32	320	r
135-98-8	sec-Butylbenzene	320	U	32	320	r
99-87-6	p-Isopropyltoluene	48	J	32	320	r
541-73-1	1,3-Dichlorobenzene	320	U	32	320	r
106-46-7	1,4-Dichlorobenzene	320	U	32	320	r
527-84-4	2-Isopropyltoluene	320	U	32	320	r
104-51-8	n-Butylbenzene	320	U	32	320	r
95-50-1	1,2-Dichlorobenzene	320	U	32	320	r
96-12-8	1,2-Dibromo-3-Chloropropane	320	U	65	320	r
87-68-3	Hexachlorobutadiene	320	U	32	320	r
120-82-1	1,2,4-Trichlorobenzene	320	U	65	320	r
91-20-3	Naphthalene	500		65	320	r
87-61-6	1,2,3-Trichlorobenzene	320	U	65	320	r

FORM I VOA

r=Result Reported U=Not Detected D=Reported Dilution E/J=Estimated Value X=Not Used S=Lab Solvent

Quantitation Report (QT Reviewed)

Data Path : H:\V2017\CHEM18\04APR\042617\
Data File : 0426M11.D
Acq On : 26 Apr 2017 12:48 pm
Operator :
Client ID : BY09784 QC
Lab ID : BY09784 50X
ALS Vial : 1 Sample Multiplier: 1

Quant Time: Apr 26 13:06:56 2017
Quant Method : H:\V2017\CHEM18\Methods\VT-M0421.M
Quant Title : VOA Standards for 5 point calibration
QLast Update : Fri Apr 21 13:57:31 2017
Response via : Initial Calibration

Compound	R.T.	QIon	Response	Conc	Units	Dev(Min)
Internal Standards						
1) Pentafluorobenzene	3.479	168	288767	50.000	ug/l	0.00
29) 1,4-Difluorobenzene	3.824	114	395659	50.000	ug/l	0.00
45) Chlorobenzene-d5	5.932	117	351257	50.000	ug/l	0.00
58) 1,4-Dichlorobenzene-d4	7.988	152	182378	50.000	ug/l	0.00
83) 1,4-Dioxane d8	4.300	96	7777	500.000	ug/l	0.00
System Monitoring Compounds						
27) % Dibromofluoromethane	3.218	192	26482	50.096	ug/l	0.00
Spiked Amount 50.000	Range 70 - 130		Recovery = 100.20%			
40) % Toluene-d8	4.750	98	448952	44.466	ug/l	0.00
Spiked Amount 50.000	Range 70 - 130		Recovery = 88.94%			
57) % Bromofluorobenzene	6.968	95	157268	48.562	ug/l	0.00
Spiked Amount 50.000	Range 70 - 130		Recovery = 97.12%			
59) % 1,2-dichlorobenzene-d4	8.390	152	158408	47.265	ug/l	0.00
Spiked Amount 50.000	Range 70 - 130		Recovery = 94.54%			
Target Compounds						Qvalue
72) p-Isopropyltoluene	7.862	119	7376	0.743	ug/l	92
81) Naphthalene	10.106	128	47487	7.630	ug/l	98

(#)out of range (m)manual integration reviewed by analyst (+)signals summed

Quantitation Report (QT Reviewed)

Data Path : H:\V2017\CHEM18\04APR\042617\
Data File : 0426M11.D
Acq On : 26 Apr 2017 12:48 pm
Operator :
Client ID : BY09784 QC
Lab ID : BY09784 50X
ALS Vial : 1 Sample Multiplier: 1

Quant Time: Apr 26 13:06:56 2017
Quant Method : H:\V2017\CHEM18\Methods\VT-M0421.M
Quant Title : VOA Standards for 5 point calibration
QLast Update : Fri Apr 21 13:57:31 2017
Response via : Initial Calibration

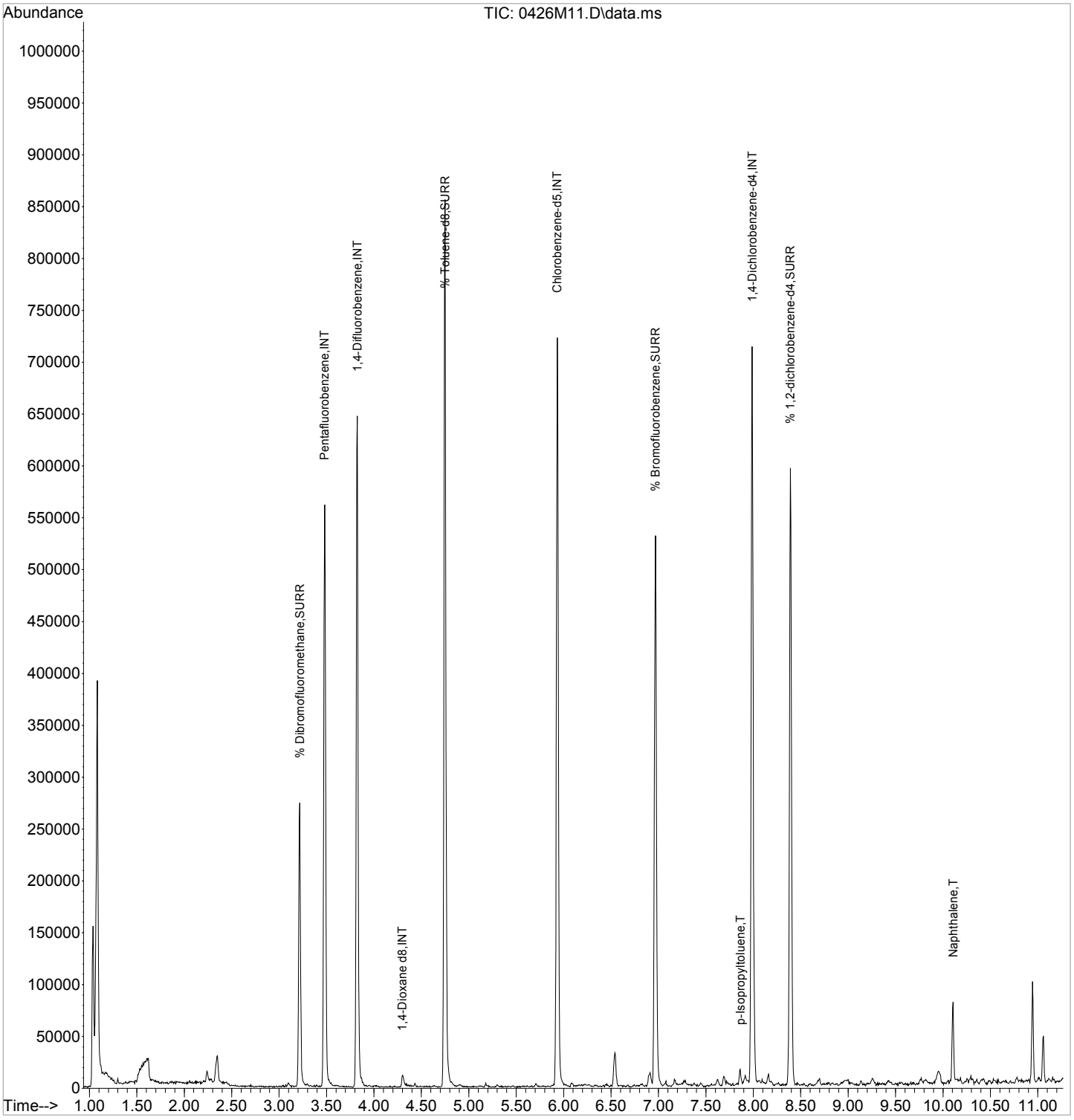

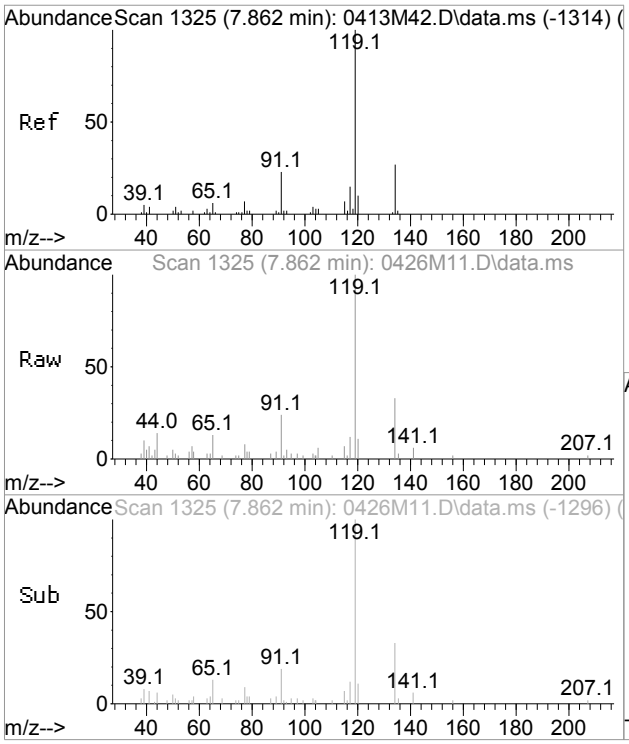

#72
p-Isopropyltoluene
Concen: 0.74 ug/l
RT: 7.862 min Scan# 1325
Delta R.T. 0.000 min
Lab File: 0426M11.D
Acq: 26 Apr 2017 12:48 pm

Tgt Ion:119 Resp: 7376

Ion	Ratio	Lower	Upper
119	100		
134	32.1	0.0	58.8
91	25.1	0.0	49.9

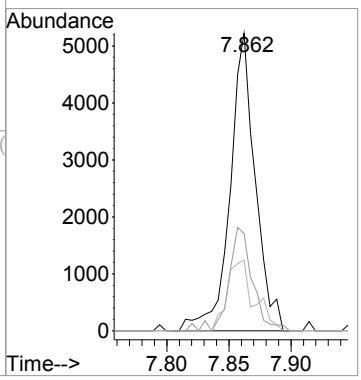



#81
Naphthalene
Concen: 7.63 ug/l
RT: 10.106 min Scan# 1754
Delta R.T. 0.000 min
Lab File: 0426M11.D
Acq: 26 Apr 2017 12:48 pm

Tgt Ion:128 Resp: 47487

Ion	Ratio	Lower	Upper
128	100		
102	7.8	0.0	37.1

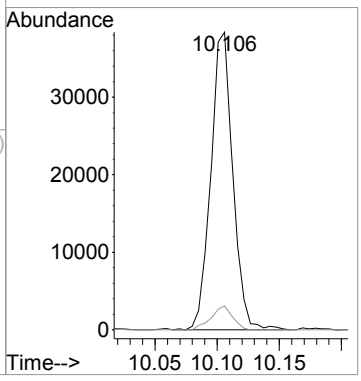

CLIENT ID

VOLATILE ORGANICS ANALYSIS DATA SHEET

BY09784 BLANK

Client: NETC Lab: Phoenix Env. Labs

SDG No.: GBY06958 Lab Sample ID: BY09784 BL

Sample wt/vol: 5 (g/mL) g Lab File ID: 0426M07.D

Level: (low/med/meth): Low Date Received: 04/25/17

% Moisture: n.a. Date Analyzed: 04/26/17

Instrument: CHEM18 Column: rtx-vms Dilution Factor: 1

Purge Volume 5000 (uL) pH: n.a. Soil Aliquot Vol: 5000 (uL)

Matrix: (soil/water) Soil CONCENTRATION UNITS: (ug/L or ug/Kg) ug/Kg

CAS NO.	COMPOUND	CONC.	Q	MDL/LOD	RL/PQL	R
75-71-8	Dichlorodifluoromethane	5.0	U	0.50	5.0	r
74-87-3	Chloromethane	5.0	U	1.0	5.0	r
75-01-4	Vinyl Chloride	5.0	U	0.50	5.0	r
74-83-9	Bromomethane	5.0	U	2.0	5.0	r
75-00-3	Chloroethane	5.0	U	0.50	5.0	r
75-69-4	Trichlorofluoromethane	5.0	U	1.0	5.0	r
75-35-4	1,1-Dichloroethene	5.0	U	0.50	5.0	r
76-13-1	Trichlorotrifluoroethane	5.0	U	0.50	5.0	r
75-15-0	Carbon Disulfide	5.0	U	1.0	5.0	r
75-09-2	Methylene Chloride	5.0	U	5.0	5.0	r
67-64-1	Acetone	25	U	5.0	25	r
156-60-5	Trans-1,2-Dichloroethene	5.0	U	0.50	5.0	r
1634-04-4	Methyl t-Butyl Ether (MTBE)	10	U	1.0	10	r
75-34-3	1,1-Dichloroethane	5.0	U	1.0	5.0	r
107-13-1	Acrylonitrile	10	U	1.0	10	r
156-59-2	Cis-1,2-Dichloroethene	5.0	U	0.50	5.0	r
594-20-7	2,2-Dichloropropane	5.0	U	0.50	5.0	r
74-97-5	Bromochloromethane	5.0	U	0.50	5.0	r
67-66-3	Chloroform	5.0	U	0.50	5.0	r
56-23-5	Carbon Tetrachloride	5.0	U	1.0	5.0	r
109-99-9	Tetrahydrofuran (THF)	10	U	2.5	10	r
71-55-6	1,1,1-Trichloroethane	5.0	U	0.50	5.0	r
78-93-3	Methyl Ethyl Ketone	30	U	5.0	30	r
563-58-6	1,1-Dichloropropene	5.0	U	0.50	5.0	r
71-43-2	Benzene	5.0	U	0.50	5.0	r
107-06-2	1,2-Dichloroethane	5.0	U	0.50	5.0	r
79-01-6	Trichloroethene	5.0	U	0.50	5.0	r
74-95-3	Dibromomethane	5.0	U	1.0	5.0	r
78-87-5	1,2-dichloropropane	5.0	U	1.0	5.0	r
75-27-4	Bromodichloromethane	5.0	U	1.0	5.0	r
10061-01-5	cis-1,3-Dichloropropene	5.0	U	0.50	5.0	r
108-88-3	Toluene	5.0	U	0.50	5.0	r
108-10-1	4-Methyl-2-Pentanone	25	U	5.0	25	r
127-18-4	Tetrachloroethene	5.0	U	1.0	5.0	r
10061-02-6	trans-1,3-Dichloropropene	5.0	U	0.50	5.0	r
79-00-5	1,1,2-Trichloroethane	5.0	U	1.0	5.0	r

FORM I VOA

r=Result Reported U=Not Detected D=Reported Dilution E/J=Estimated Value X=Not Used S=Lab Solvent

CLIENT ID

VOLATILE ORGANICS ANALYSIS DATA SHEET

BY09784 BLANK

Client: NETC Lab: Phoenix Env. Labs

SDG No.: GBY06958 Lab Sample ID: BY09784 BL

Sample wt/vol: 5 (g/mL) g Lab File ID: 0426M07.D

Level: (low/med/meth): Low Date Received: 04/25/17

% Moisture: n.a. Date Analyzed: 04/26/17

Instrument: CHEM18 Column: rtx-vms Dilution Factor: 1

Purge Volume 5000 (uL) pH: n.a. Soil Aliquot Vol: 5000 (uL)

Matrix: (soil/water) Soil CONCENTRATION UNITS: (ug/L or ug/Kg) ug/Kg

CAS NO.	COMPOUND	CONC.	Q	MDL/LOD	RL/PQL	R
124-48-1	Dibromochloromethane	5.0	U	1.0	5.0	r
142-28-9	1,3-Dichloropropane	5.0	U	1.0	5.0	r
106-93-4	1,2-Dibromoethane	5.0	U	0.50	5.0	r
591-78-6	2-Hexanone	25	U	5.0	25	r
108-90-7	Chlorobenzene	5.0	U	0.50	5.0	r
100-41-4	Ethylbenzene	5.0	U	0.50	5.0	r
630-20-6	1,1,1,2-Tetrachloroethane	5.0	U	1.0	5.0	r
179601-23-1	m&p-Xylene	5.0	U	1.0	5.0	r
95-47-6	o-Xylene	5.0	U	1.0	5.0	r
100-42-5	Styrene	5.0	U	0.50	5.0	r
75-25-2	Bromoform	5.0	U	1.0	5.0	r
98-82-8	Isopropylbenzene	5.0	U	0.50	5.0	r
108-86-1	Bromobenzene	5.0	U	0.50	5.0	r
103-65-1	n-Propylbenzene	5.0	U	1.0	5.0	r
79-34-5	1,1,2,2-Tetrachloroethane	5.0	U	1.0	5.0	r
95-49-8	2-Chlorotoluene	5.0	U	1.0	5.0	r
108-67-8	1,3,5-Trimethylbenzene	5.0	U	0.50	5.0	r
96-18-4	1,2,3-Trichloropropane	5.0	U	0.50	5.0	r
110-57-6	trans-1,4-Dichloro-2-butene	10	U	2.5	10	r
106-43-4	4-Chlorotoluene	5.0	U	0.50	5.0	r
98-06-6	tert-Butylbenzene	5.0	U	0.50	5.0	r
95-63-6	1,2,4-Trimethylbenzene	5.0	U	0.50	5.0	r
135-98-8	sec-Butylbenzene	5.0	U	0.50	5.0	r
99-87-6	p-Isopropyltoluene	5.0	U	0.50	5.0	r
541-73-1	1,3-Dichlorobenzene	5.0	U	0.50	5.0	r
106-46-7	1,4-Dichlorobenzene	5.0	U	0.50	5.0	r
527-84-4	2-Isopropyltoluene	5.0	U	0.50	5.0	r
104-51-8	n-Butylbenzene	5.0	U	0.50	5.0	r
95-50-1	1,2-Dichlorobenzene	5.0	U	0.50	5.0	r
96-12-8	1,2-Dibromo-3-Chloropropane	5.0	U	1.0	5.0	r
87-68-3	Hexachlorobutadiene	5.0	U	0.50	5.0	r
120-82-1	1,2,4-Trichlorobenzene	5.0	U	1.0	5.0	r
91-20-3	Naphthalene	5.0	U	1.0	5.0	r
87-61-6	1,2,3-Trichlorobenzene	5.0	U	1.0	5.0	r

FORM I VOA

r=Result Reported U=Not Detected D=Reported Dilution E/J=Estimated Value X=Not Used S=Lab Solvent

Quantitation Report (QT/LSC Reviewed)

Data Path : H:\V2017\CHEM18\04APR\042617\
Data File : 0426M07.D
Acq On : 26 Apr 2017 11:13 am
Operator :
Client ID : BY09784 BLANK
Lab ID : BY09784 BLANK
ALS Vial : 1 Sample Multiplier: 1

Quant Time: Apr 26 11:27:02 2017
Quant Method : H:\V2017\CHEM18\METHODS\VT-M0421.M
Quant Title : VOA Standards for 5 point calibration
QLast Update : Fri Apr 21 13:57:31 2017
Response via : Initial Calibration

Compound	R.T.	QIon	Response	Conc	Units	Dev(Min)
Internal Standards						
1) Pentafluorobenzene	3.485	168	332428	50.000	ug/l	0.00
29) 1,4-Difluorobenzene	3.825	114	454233	50.000	ug/l	0.00
45) Chlorobenzene-d5	5.932	117	399172	50.000	ug/l	0.00
58) 1,4-Dichlorobenzene-d4	7.988	152	208504	50.000	ug/l	0.00
83) 1,4-Dioxane d8	4.306	96	9701	500.000	ug/l	0.00
System Monitoring Compounds						
27) % Dibromofluoromethane	3.218	192	31848	52.334	ug/l	0.00
Spiked Amount 50.000	Range 70 - 130		Recovery = 104.66%			
40) % Toluene-d8	4.750	98	511286	44.109	ug/l	0.00
Spiked Amount 50.000	Range 70 - 130		Recovery = 88.22%			
57) % Bromofluorobenzene	6.968	95	185999	50.539	ug/l	0.00
Spiked Amount 50.000	Range 70 - 130		Recovery = 101.08%			
59) % 1,2-dichlorobenzene-d4	8.390	152	179427	46.829	ug/l	0.00
Spiked Amount 50.000	Range 70 - 130		Recovery = 93.66%			
Target Compounds						Qvalue

(#)out of range (m)manual integration reviewed by analyst (+)signals summed

Quantitation Report (QT/LSC Reviewed)

Data Path : H:\V2017\CHEM18\04APR\042617\
Data File : 0426M07.D
Acq On : 26 Apr 2017 11:13 am
Operator :
Client ID : BY09784 BLANK
Lab ID : BY09784 BLANK
ALS Vial : 1 Sample Multiplier: 1

Quant Time: Apr 26 11:27:02 2017
Quant Method : H:\V2017\CHEM18\METHODS\VT-M0421.M
Quant Title : VOA Standards for 5 point calibration
QLast Update : Fri Apr 21 13:57:31 2017
Response via : Initial Calibration

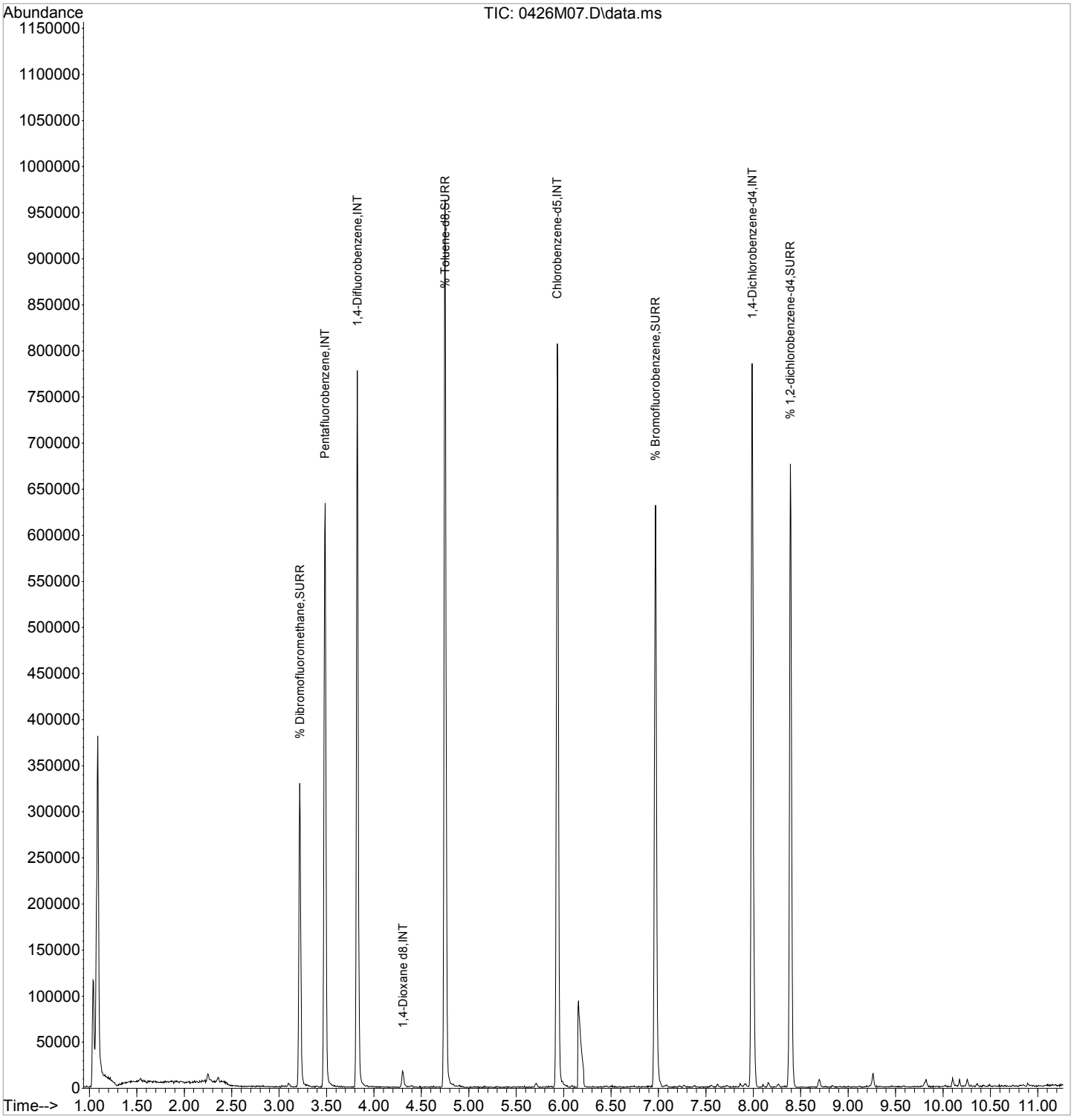

Injection Log

Data Directory: H:\V2017\CHEM18\04APR\042117\

Line	Vl	FileName	SampleName	MiscInfo	Injection Time
1)	1	0421M01.D	BLANK		04/21/17 8:00
2)	1	0421M02.D	VOA-50 PPB STD.	VOA40U II 40/21 AO	04/21/17 8:22
3)	1	0421M03.D	LCS-50 PPB STD.	VOA40T II 04/21 AO	04/21/17 8:44
4)	1	0421M04.D	BLANK		04/21/17 9:31
5)	1	0421M05.D	BLANK		04/21/17 9:53
6)	1	0421M06.D	BLANK		04/21/17 10:40
7)	1	0421M07.D	BFB TUNE	VOA-2 PPB STD. VOA40	04/21/17 11:02
8)	1	0421M08.D	VOA-2 PPB STD.	VOA40U II 04/21 E	04/21/17 11:24
9)	1	0421M09.D	ICAL 5	VOA-5 PPB STD.	04/21/17 11:47
10)	1	0421M10.D	ICAL 10	VOA-10 PPB STD.	04/21/17 12:09
11)	1	0421M11.D	ICAL 20	VOA-20 PPB STD.	04/21/17 12:31
12)	1	0421M12.D	ICAL 50	VOA-50 PPB STD.	04/21/17 12:54
13)	1	0421M13.D	ICAL 100	VOA-100 PPB STD.	04/21/17 13:16
14)	1	0421M14.D	ICAL 200	VOA-200 PPB STD.	04/21/17 13:38
15)	1	0421M15.D	BLANK		04/21/17 14:01
16)	1	0421M16.D	BLANK		04/21/17 14:45
17)	1	0421M17.D	VOA-50 PPB STD.	VOA40U II 04/21 E	04/21/17 15:07
18)	1	0421M18.D	LCS-50 PPB STD.	VOA40T II 04/21 E	04/21/17 15:30
19)	1	0421M19.D	LCSD-50 PPB STD.	VOA40T II 04/21 E	04/21/17 15:52
20)	1	0421M20.D	BLANK		04/21/17 16:14
21)	1	0421M21.D	BLANK		04/21/17 16:37
22)	1	0421M22.D	MEOH BLANK		04/21/17 16:59
23)	1	0421M23.D	SAND BLANK		04/21/17 17:21
24)	1	0421M24.D	BY07523 #4 1X 5.00g LL	$8260MADPR ASP ($NJ	04/21/17 17:47
25)	1	0421M25.D	BY07067 #3 0.73X 6.84g	$DP8260_TCLSMR NJRD	04/21/17 18:09
26)	1	0421M26.D	BLANK	Rinse Blank	04/21/17 18:31
27)	1	0421M27.D	BY07519 #5 51.65X 9.68g	$8260MADPR ASP ($NJ	04/21/17 18:54
28)	1	0421M28.D	BY07519 #4 0.91X 5.52g	$8260MADPR ASP ($DI	04/21/17 19:16
29)	1	0421M29.D	BLANK	Rinse Blank	04/21/17 19:38
30)	1	0421M30.D	BY07520 #4 1.34X 3.72g	$8260MADPR ASP ($NJ	04/21/17 20:00
31)	1	0421M31.D	BY07521 #4 45.62X 10.96	$8260MADPR ASP ($NJ	04/21/17 20:23
32)	1	0421M32.D	BY08059 #1 0.99X 5.06g	$8021SSR (24Hr) 04/2	04/21/17 20:45
33)	1	0421M33.D	BY08060 #1 0.98X 5.08g	$8021SSR (24Hr) 04/2	04/21/17 21:07
34)	1	0421M34.D	BY08061 #1 1X 4.99g PPL	$8021SSR (24Hr) 04/2	04/21/17 21:30
35)	1	0421M35.D	BY08063 #1 1.01X 4.93g	$8021SSR (24Hr) 04/2	04/21/17 21:52
36)	1	0421M36.D	BY08064 #1 1X 5.00g PPL	$8021SSR (24Hr) 04/2	04/21/17 22:14
37)	1	0421M37.D	BY08062 #1 49.7X 10.06g	$8021SSR (24Hr) 04/2	04/21/17 22:37
38)	1	0421M38.D	BY08065 #1 49.26X 10.15	$8021SSR (24Hr) 04/2	04/21/17 22:59
39)	1	0421M39.D	BY08066 #1 49.9X 10.02g	$8021SSR (24Hr) 04/2	04/21/17 23:21
40)	1	0421M40.D	BY08468 #1 50X 10.00g P	$8021SSR (24Hr) 04/2	04/21/17 23:44
41)	1	0421M41.D	BY08469 #1 49.5X 10.10g	$8021SSR (24Hr) 04/2	04/22/17 0:06
42)	1	0421M42.D	MS BY07519 50PPB STD	51.65X VOA40T II 04/	04/22/17 0:28
43)	1	0421M43.D	MSD BY07519 50PPB STD	51.65X VOA40T II 04/	04/22/17 0:50
44)	1	0421M44.D	MS BY07519 50PPB STD	5G LL V6 VOA40T II 0	04/22/17 1:13
45)	1	0421M45.D	MSD BY07519 50PPB STD	5G LL V13 VOA40T II	04/22/17 1:35
46)	1	0421M46.D	VOA-50 PPB STD.	VOA40U II 04/21 AS	04/22/17 1:57
47)	1	0421M47.D	VOA-50 PPB STD.	VOA40U II 04/21 AS	04/22/17 2:19

Injection Log

Data Directory: H:\V2017\CHEM18\04APR\042417\

Line	Vl	FileName	SampleName	MiscInfo	Injection Time
1)	1	0424M01.D	BLANK	IS FILLED	04/24/17 6:53
2)	1	0424M02.D	VOA-50 PPB STD.	VOA40X I 04/24 E	04/24/17 7:15
3)	1	0424M03.D	LCS-50 PPB STD	VOA40Y I 04/24 E	04/24/17 7:37
4)	1	0424M04.D	LCSD-50 PPB STD	VOA40Y I 04/24 E	04/24/17 8:24
5)	1	0424M05.D	BLANK		04/24/17 8:46
6)	1	0424M06.D	MEOH BLANK		04/24/17 9:08
7)	1	0424M07.D	SAND BLANK		04/24/17 9:31
8)	1	0424M08.D	MEOH BLANK		04/24/17 9:53
9)	1	0424M09.D	MEOH BLANK		04/24/17 10:35
10)	1	0424M10.D	BLANK		04/24/17 19:37
11)	1	0424M11.D	BFB TUNE - CCAL 50	VOA-50 PPB STD. VOA4	04/24/17 19:59
12)	1	0424M12.D	BY06962 LCS	BY06962 LCS	04/24/17 20:27
13)	1	0424M13.D	BY06962 LCSD	BY06962 LCSD	04/24/17 20:49
14)	1	0424M14.D	BLANK		04/24/17 21:15
15)	1	0424M15.D	BLANK		04/24/17 21:37
16)	1	0424M16.D	BLANK 5ML 1:50 MeOH		04/24/17 22:00
17)	1	0424M17.D	BY06962 BLANK	BY06962 BLANK	04/24/17 22:22
18)	1	0424M18.D	BY08818 #1 73.53X 6.80g	$8021SS_MAR (24Hr) 0	04/24/17 22:48
19)	1	0424M19.D	BY08819 #1 108.23X 4.62	$8021SS_MAR (24Hr) 0	04/24/17 23:10
20)	1	0424M20.D	BY08866 #1 10,000X 1.00	$8260OSMR (24Hr) 04/	04/24/17 23:32
21)	1	0424M21.D	B3-2 S-2 HL	BY06962 50X	04/24/17 23:55
22)	1	0424M22.D	B3-2 S-2 LL	BY06962	04/25/17 0:17
23)	1	0424M23.D	B4-1 S-1 LL	BY06958	04/25/17 0:39
24)	1	0424M24.D	B4-1 S-2	BY06959	04/25/17 1:02
25)	1	0424M25.D	B3-2 S-1 LL	BY06961	04/25/17 1:24
26)	1	0424M26.D	BY06966 #1 1.88X 2.66g	$8260MADPR (72Hr) 04	04/25/17 1:46
27)	1	0424M27.D	BY06969 #1 0.94X 5.33g	$8260MADPR (72Hr) 04	04/25/17 2:09
28)	1	0424M28.D	MW-6 S-1	BY06970	04/25/17 2:31
29)	1	0424M29.D	FD-4 S-1 LL	BY06975	04/25/17 2:53
30)	1	0424M30.D	FD-1 LL	BY06980	04/25/17 3:16
31)	1	0424M31.D	BY08830 #1 0.89X 5.61g	$8020-MAR RCP (72Hr)	04/25/17 3:38
32)	1	0424M32.D	BY08831 #1 0.89X 5.63g	$8020-MAR RCP (72Hr)	04/25/17 4:00
33)	1	0424M33.D	BY08832 #1 1.05X 4.77g	$8020-MAR RCP (72Hr)	04/25/17 4:22
34)	1	0424M34.D	BY08833 #1 0.64X 7.87g	$8020-MAR RCP (72Hr)	04/25/17 4:45
35)	1	0424M35.D	BY08809 #1 1.01X 4.97g	$8260SMRNY 04/27	04/25/17 5:07
36)	1	0424M36.D	B3-2 S-2 MS	BY06962 MS 50X	04/25/17 5:29
37)	1	0424M37.D	B3-2 S-2 MSD	BY06962 MSD 50X	04/25/17 5:52
38)	1	0424M38.D	MS BY06962 50PPB STD	03.84G V3 LL VOA40Y	04/25/17 6:14
39)	1	0424M39.D	MSD BY06962 50PPB STD	05.24G V5 LL VOA40Y	04/25/17 6:36
40)	1	0424M40.D	CCAL 50	VOA-50 PPB STD. VOA4	04/25/17 6:59
41)	1	0424M41.D	VOA-50 PPB STD.	VOA40X I 04/24 AS	04/25/17 7:21

Injection Log

Data Directory: H:\V2017\CHEM18\04APR\042517\

Line	Vl	FileName	SampleName	MiscInfo	Injection Time
1)	0	0425M54.D	*** No MS or GC data present ***		N/A
2)	1	0425M01.D	BLANK		04/25/17 8:21
3)	1	0425M02.D	BFB TUNE - CCAL 50	VOA-50 PPB STD. VOA4	04/25/17 9:10
4)	1	0425M03.D	BY08831 LCS	BY08831 LCS	04/25/17 9:32
5)	1	0425M04.D	BY08831 LCSD	BY08831 LCSD	04/25/17 10:00
6)	1	0425M05.D	BLANK		04/25/17 10:23
7)	1	0425M06.D	MEOH BLANK		04/25/17 10:45
8)	1	0425M07.D	BY08831 BLANK	BY08831 BLANK	04/25/17 11:07
9)	1	0425M08.D	MEOH BLANK		04/25/17 11:30
10)	1	0425M09.D	BY08819 #2 1082.25X 4.6	$8021SS_MAR (24Hr) 0	04/25/17 12:09
11)	1	0425M10.D	BY08866 #2 10000X 1.00g	$8260OSMR (24Hr) 04/	04/25/17 12:31
12)	1	0425M11.D	B4-1 S-1 HL	BY06958 50X	04/25/17 12:53
13)	1	0425M12.D	B3-2 S-1 HL	BY06961 50X	04/25/17 13:16
14)	1	0425M13.D	B2-1 S-1 LL	BY06966	04/25/17 13:38
15)	1	0425M14.D	SW-1 S-3	BY06969 50X	04/25/17 14:00
16)	1	0425M15.D	BY08866 #3 1000X 1.00g	$8260OSMR (24Hr) 04/	04/25/17 14:23
17)	1	0425M16.D	BLANK	Rinse Blank	04/25/17 14:45
18)	1	0425M17.D	BY06969 #3 0.76X 6.62g	$8260MADPR (72Hr) 04	04/25/17 15:07
19)	1	0425M18.D	FD-4 S-1 HL	BY06975 50X	04/25/17 15:29
20)	1	0425M19.D	FD-1 HL	BY06980 50X	04/25/17 15:52
21)	1	0425M20.D	BY08831 #3 54X 9.26g HL	$8020-MAR RCP (72Hr)	04/25/17 16:14
22)	1	0425M21.D	BY08831 #2 0.89X 5.62g	$8020-MAR RCP (72Hr)	04/25/17 16:36
23)	1	0425M22.D	BY08821 #1 50X 10.00g H	$8260_TCL_SMR ($DIO	04/25/17 16:59
24)	1	0425M23.D	BY08644 #1 1X 5.00g LL	$8260_TCL_SMR ($DIO	04/25/17 17:21
25)	1	0425M24.D	BY08641 #1 0.39X 12.98g	$8260_TCL_SMR ($DIO	04/25/17 17:43
26)	1	0425M25.D	BY08642 #1 1X 5.00g PPL	$8260_TCL_SMR ($DIO	04/25/17 18:06
27)	1	0425M26.D	BY08646 #1 0.47X 10.64g	$8260_TCL_SMR ($DIO	04/25/17 18:28
28)	1	0425M27.D	BY08643 #1 40.06X 12.48	$8260_TCL_SMR ($DIO	04/25/17 18:50
29)	1	0425M28.D	SPIKE-50 PPB STD.	50X VOA40Y II 04/25	04/25/17 19:13
30)	1	0425M29.D	SPIKED-50 PPB STD.	50X VOA40Y II 04/25	04/25/17 19:35
31)	1	0425M30.D	BY08831 MS	BY08831 MS	04/25/17 19:57
32)	1	0425M31.D	BY08831 MSD	BY08831 MSD	04/25/17 20:20
33)	1	0425M32.D	CCAL 50	VOA-50 PPB STD. VOA4	04/25/17 20:42
34)	1	0425M33.D	VOA-50 PPB STD.	VOA40X II 04/25 AS	04/25/17 21:14
35)	1	0425M34.D	VOA-50 PPB STD.	VOA41i I 04/25 AS	04/25/17 21:43
36)	1	0425M35.D	LCS-VOA-50 PPB STD.	VOA40Y I 04/25 AS	04/25/17 22:12
37)	1	0425M36.D	LCSD-VOA-50 PPB STD.	VOA40Y I 04/25 AS	04/25/17 22:35
38)	1	0425M37.D	BLANK		04/25/17 23:01
39)	1	0425M38.D	BLANK		04/25/17 23:24
40)	1	0425M39.D	BLANK 5ML 1:50 MeOH		04/25/17 23:46
41)	1	0425M40.D	BLANK 5G SAND		04/26/17 0:08
42)	1	0425M41.D	BY09790 #1 1X 5.00g LL	$8260MADPR ASP ($DI	04/26/17 0:34
43)	1	0425M42.D	BY09777 #1 1X 5.00g LL	$8260MADPR ASP ($DI	04/26/17 0:59
44)	1	0425M43.D	BY09789 #1 50X 10.00g H	$8260MADPR ASP ($DI	04/26/17 1:21
45)	1	0425M44.D	BY09776 #1 50X 10.00g H	$8260MADPR ASP ($DI	04/26/17 1:43
46)	1	0425M45.D	BY09782 #1 0.95X 5.24g	$8260MADPR ASP ($DI	04/26/17 2:06
47)	1	0425M46.D	BY09783 #1 0.81X 6.15g	$8260MADPR ASP ($DI	04/26/17 2:28
48)	1	0425M47.D	BY09784 #1 0.85X 5.90g	$8260MADPR ASP ($DI	04/26/17 2:50
49)	1	0425M48.D	BY09785 #1 0.68X 7.35g	$8260MADPR ASP ($DI	04/26/17 3:12
50)	1	0425M49.D	BY09786 #1 0.65X 7.68g	$8260MADPR ASP ($DI	04/26/17 3:35
51)	1	0425M50.D	BY09787 #1 0.78X 6.38g	$8260MADPR ASP ($DI	04/26/17 3:57
52)	1	0425M51.D	BY09788 #1 0.95X 5.24g	$8260MADPR ASP ($DI	04/26/17 4:19
53)	1	0425M52.D	BY09773 #4 71.84X 6.96g	$8260MADPR ASP ($NJ	04/26/17 4:42
54)	1	0425M53.D	BY09773 #1 1.1X 4.54g L	$8260MADPR ASP ($DI	04/26/17 5:04
55)	1	0425M55.D	BLANK CENTURION STOPPED		04/26/17 6:06
56)	1	0425M56.D	MS BY09773 50PPB STD	71.84X VOA40Y II 04/	04/26/17 6:29
57)	1	0425M57.D	MSD BY09773 50PPB STD	71.84X VOA40Y II 04/	04/26/17 6:51
58)	1	0425M58.D	MS BY09773 50PPB STD	05.02G VOA40Y II 04/	04/26/17 7:13
59)	1	0425M59.D	MSD BY09773 50PPB STD	05.07G VOA40Y II 04/	04/26/17 7:36
60)	1	0425M60.D	VOA-50 PPB STD.	VOA41i I 04/25 AS	04/26/17 7:58
61)	1	0425M61.D	VOA-50 PPB STD.	VOA41i I 04/25 AS	04/26/17 8:20

Injection Log

Data Directory: H:\V2017\CHEM18\04APR\042617\

Line	Vl	FileName	SampleName	MiscInfo	Injection Time
1)	1	0426M01.D	BLANK		04/26/17 8:53
2)	1	0426M02.D	BFB TUNE - CCAL 50	VOA-50 PPB STD. VOA4	04/26/17 9:15
3)	1	0426M03.D	BY09784 LCS	BY09784 LCS	04/26/17 9:38
4)	1	0426M04.D	BY09784 LCSD	BY09784 LCSD	04/26/17 10:06
5)	1	0426M05.D	BLANK		04/26/17 10:29
6)	1	0426M06.D	MEOH BLANK		04/26/17 10:51
7)	1	0426M07.D	BY09784 BLANK	BY09784 BLANK	04/26/17 11:13
8)	1	0426M08.D	MEOH BLANK		04/26/17 11:36
9)	1	0426M09.D	BY09785 #4 0.77X 6.51g	$8260MADPR ASP ($NJ	04/26/17 12:04
10)	1	0426M10.D	BY09783 #4 52.36X 9.55g	$8260MADPR ASP ($NJ	04/26/17 12:26
11)	1	0426M11.D	BY09784 QC	BY09784 50X	04/26/17 12:48
12)	1	0426M12.D	BY09784 #5 0.86X 5.80g	$8260MADPR ASP ($NJ	04/26/17 13:11
13)	1	0426M13.D	VOA-50 PPB STD.	VOA41i I 04/26 AO	04/26/17 13:33
14)	1	0426M14.D	BLANK		04/26/17 13:55
15)	1	0426M15.D	BLANK		04/26/17 14:18
16)	1	0426M16.D	BY08644 #5 1X 5.00g LL	METHYACE ($8260_TCL	04/26/17 14:40
17)	1	0426M17.D	BY06958 #3 60.9X 8.21g	$8260MADPR (72Hr) 04	04/26/17 15:02
18)	1	0426M18.D	BY06961 #3 75.53X 6.62g	$8260MADPR (72Hr) 04	04/26/17 15:25
19)	1	0426M19.D	B2-1 S-1 HL	BY06966 50X	04/26/17 15:47
20)	1	0426M20.D	BY08641 #9 31.35X 15.95	$8260SMRNY_SOUND (M	04/26/17 16:09
21)	1	0426M21.D	BY08641 #8 1X 5.01g PPL	$8260SMRNY_SOUND (M	04/26/17 16:32
22)	1	0426M22.D	BY08643 #8 0.49X 10.20g	$8260SMRNY_SOUND (M	04/26/17 16:54
23)	1	0426M23.D	BY08646 #9 36.42X 13.73	$8260SMRNY_SOUND (M	04/26/17 17:16
24)	1	0426M24.D	BY08646 #8 0.44X 11.46g	$8260SMRNY_SOUND (M	04/26/17 17:39
25)	1	0426M25.D	BY09784 MS	BY09784 MS 50X	04/26/17 18:01
26)	1	0426M26.D	BY09784 MSD	BY09784 MSD 50X	04/26/17 18:24
27)	1	0426M27.D	5G MS BY09784 50PPB STD	VOA41J I 04/26 E	04/26/17 18:46
28)	1	0426M28.D	5G MSD BY09784 50PPB STD	VOA41J I 04/26 E	04/26/17 19:08
29)	1	0426M29.D	CCAL 50	VOA-50 PPB STD. VOA4	04/26/17 19:31
30)	1	0426M30.D	LCS-VOA-50 PPB STD.	VOA41J I 04/26 AS	04/26/17 19:58
31)	1	0426M31.D	LCSD-VOA-50 PPB STD.	VOA41J I 04/26 AS	04/26/17 20:21
32)	1	0426M32.D	BLANK		04/26/17 20:47
33)	1	0426M33.D	BLANK		04/26/17 21:09
34)	1	0426M34.D	BLANK 5ML 1:50 MeOH		04/26/17 21:32
35)	1	0426M35.D	BLANK 5G SAND		04/26/17 21:54
36)	1	0426M36.D	BY10599 #3 0.81X 6.17g	$DPVOA_NJTCLSMR NJRD	04/26/17 22:20
37)	1	0426M37.D	BY10601 #3 0.65X 7.68g	$DPVOA_NJTCLSMR NJRD	04/26/17 22:42
38)	1	0426M38.D	BY10603 #3 0.63X 7.89g	$DPVOA_NJTCLSMR NJRD	04/26/17 23:04
39)	1	0426M39.D	BY10605 #3 0.56X 8.92g	$DPVOA_NJTCLSMR NJRD	04/26/17 23:27
40)	1	0426M40.D	BY10607 #3 0.6X 8.27g L	$DPVOA_NJTCLSMR NJRD	04/26/17 23:49
41)	1	0426M41.D	BY10373 #1 26.46X 18.90	$8021SS_MAR (72Hr) 0	04/27/17 0:11
42)	1	0426M42.D	BY10374 #1 37.37X 13.38	$8021SS_MAR (72Hr) 0	04/27/17 0:34
43)	1	0426M43.D	BY10375 #1 87.72X 5.70g	$8021SS_MAR (72Hr) 0	04/27/17 0:56
44)	1	0426M44.D	BY10377 #1 86.06X 5.81g	$8021SS_MAR (72Hr) 0	04/27/17 1:19
45)	1	0426M45.D	BY10378 #1 86.96X 5.75g	$8021SS_MAR (72Hr) 0	04/27/17 1:41
46)	1	0426M46.D	BY10376 #2 31.08X 16.09	$8021SS_MAR (72Hr) 0	04/27/17 2:03
47)	1	0426M47.D	BY10376 #1 0.8X 6.27g L	$8021SS_MAR (72Hr) 0	04/27/17 2:26
48)	1	0426M48.D	BY10597 #3 1X 4.99g ENL	$DPVOA_NJTCLSMR MDL	04/27/17 2:48
49)	1	0426M49.D	BY10598 #3 0.84X 5.98g	$DPVOA_NJTCLSMR NJRD	04/27/17 3:10
50)	1	0426M50.D	BY10833 #1 0.67X 7.50g	$8260MAR RCP (72Hr)	04/27/17 3:33
51)	1	0426M51.D	BY10834 #1 0.93X 5.35g	$8260MAR RCP (72Hr)	04/27/17 3:55
52)	1	0426M52.D	BY10835 #1 0.78X 6.39g	$8260MAR RCP (72Hr)	04/27/17 4:17
53)	1	0426M53.D	BY10836 #1 0.8X 6.28g L	$8260MAR RCP (72Hr)	04/27/17 4:39
54)	1	0426M54.D	BY10838 #1 0.76X 6.55g	$8260MAR RCP (72Hr)	04/27/17 5:02
55)	1	0426M55.D	MS BY10376 50PPB STD	31.08X VOA41J I 04/2	04/27/17 5:24
56)	1	0426M56.D	MSD BY10376 50PPB STD	31.08X VOA41J I 04/2	04/27/17 5:46
57)	1	0426M57.D	MS BY10376 50PPB STD	05.09G VOA41J I 04/2	04/27/17 6:09
58)	1	0426M58.D	MSD BY10376 50PPB STD	05.06G VOA41J I 04/2	04/27/17 6:31
59)	1	0426M59.D	BLANK		04/27/17 6:53

PHOENIX
Environmental Laboratories, Inc.

587 East Middle Turnpike, P.O. Box 370, Manchester, CT 06040
Telephone: 860.645.1102 • Fax: 860.645.0823

NY ANALYTICAL SERVICES PROTOCOL
DATA PACKAGE

Client: NETC

125 BATH STREET

Laboratory Project: GBY06958

PCBs (Soil)
Ver 1

Organic Data Flags

LOD(MDL): Limit of Detection or Method Detection Limit
The minimum reportable concentration that can be measured with confidence.

PQL(RL): Practical Quantitation Level or Reporting Level
This value is at or above the MDL and is supported by the lowest calibration standard.

· Q Qualifiers:

U - The compound was analyzed for but not detected at or above the MDL. The number immediately preceding the “U” represents the PQL reporting level corrected for percent solids, weight and/or volume calculations, and dilution factors.

J - Indicates an estimated value, may indicate one of the following, depending on the situation:
a) The reported value is estimated and below the MDL
b) Used when estimating a concentration for TIC where a 1:1 response is assumed or when the result indicates the presence of a compound that meets the indentification criteria, but the results is less than the quantitation limit, but greater than zero.
c) QC associated with this analyte is within warning limits.

X - The concentration is not reported. This quantitation file was not evaluated for this compound at this dilution; a volatile purging or related issue may be the cause.

L - Biased Low

N - The concentration is based on the response of the nearest internal. This flag is used on the TIC form for all compounds identified.

S - This compound is a solvent that is used in the laboratory. Laboratory contamination is suspected if concentration is less than five times the reporting level.

B - This compound was also present in the method blank

D - The reported concentration is the result of a diluted analysis.

E - The reported value is estimated because the concentration exceeded the calibration range.

A - Indicates that the tentatively identified compound is a suspected aldol condensation product. Aldol condensation products are produced during the extraction process.

Q - For TICS, this compound was quantitated using a calibration curve. This compound is part of the instrument method, but not part of the client target list.

P- Percent difference is greater than 25% between the two GC columns and the lower result is reported.

PHOENIX
Environmental Laboratories, Inc.
587 East Middle Turnpike, P.O.Box 370, Manchester, CT 06040
Tel. (860) 645-1102 Fax (860) 645-0823

ACCREDITED IN ACCORDANCE WITH nelac NY # 11301

SDG: GBY06958

PCBs Soil Conformance / Non-Conformance Summary

Project ID / Client ID: 125 BATH STREET, NETC

General Comments:

The samples were analyzed using a dual column ECD GC. Data files are labeled date-seq-A for the “A” channel and date-seq-B for the “B” channel. An acid cleanup was performed on all extracts.
The reporting levels (PQL) are supported by the lowest calibration standard. The laboratory defines the LOD/MDL as equivalent to the PQL/RL. It is part of Phoenix Lab's procedure to dilute all soil extracts prior to analysis.

Calibration:

As per the method, a five-point calibration of aroclors 1016 and 1260 is used to verify the linearity of all the aroclors. Aroclor 1254 was also analyzed as part of this run for verification. If any other aroclors had been detected, the samples would have been reanalyzed with that aroclor.

Form 2 (Surrogates):

All surrogates met criteria with the following exceptions: DCB recoveries for Sample: BY06958 were not reported due to interference. TCMX recoveries for Sample: BY06961 (10X) for confirmation channel below the acceptance criteria. Surrogate recoveries for Sample By06975 were diluted out. TCMX recoveries for Sample: BY06966 slightly above the acceptance criteria.

Form 3 (Laboratory Control/Matrix Spike):

Sample: BY06962 LCS
All LCS recoveries met criteria with the following exceptions: None.
All LCSD recoveries met criteria with the following exceptions: None.
All LCS/LCSD RPDs met criteria with the following exceptions: None.

Sample: BY06962 MS
All MS recoveries met criteria with the following exceptions: None.
All MSD recoveries met criteria with the following exceptions: None.
All MS/MSD RPDs met criteria with the following exceptions: None.

Form 4 (Method Blank):

File: ECD1 425A010 / 425B010 (BY06962)
All compounds were non-detect with the following exceptions: None.

Form 6 (Initial Calibration Factors):

Method: ECD1 PC315AI
All compounds met crieria with the following exceptions: None.

Method: ECD1 PC315BI
All compounds met crieria with the following exceptions: None.

Method: ECD3 PC405AI
All compounds met crieria with the following exceptions: None.

Method: ECD3 PC405BI
All compounds met crieria with the following exceptions: None.

Method: ECD6 PC406AI
All compounds met crieria with the following exceptions: None.

PHOENIX
Environmental Laboratories, Inc.
587 East Middle Turnpike, P.O.Box 370, Manchester, CT 06040
Tel. (860) 645-1102 Fax (860) 645-0823

ACCREDITED IN ACCORDANCE WITH nelac NY # 11301

SDG: GBY06958

PCBs Soil Conformance / Non-Conformance Summary

Project ID / Client ID: 125 BATH STREET, NETC

Method: ECD6 PC406BI
All compounds met crieria with the following exceptions: None.

Form 7 (Calibration Verification):

All Calibration Blanks were non-detect with the following exceptions: None.

All Continuing Calibrations met criteria with the following exceptions: The continuing calibration check standard File: ECD6 425A006, check standard File: ECD1 427B025, check standard File: ECD1 501B015, check standard File: ECD1 501B030, check standard File: ECD1 427A025 and check standard File: ECD1 427B003 had one peak of Aroclor 1016; check standard File: ECD1 425A021, check standard File: ECD1 425A033 and check standard File: ECD1 425A042 had one peak of Aroclor 1260; check standard File: ECD1 425B009, check standard File: ECD1 425B021 and check standard File: ECD1 425B033 had two peaks of Aroclor 1016; check standard File: ECD3 426A013 had two peaks of Aroclor 1260 and check standard File: ECD1 427A003 had two peaks of Aroclor 1016 and one peak of Aroclor 1260 outside of the acceptance criteria. The average of Aroclor 1016 and 1260 was within the criteria and no further action was requried.

Form 8 (Internal Standard and Retention Time):

All Internal Standards / Retention Times met criteria with the following exceptions: None.

Form 10 (Confirmation Summary):

All Confirmation Summaries met %RPD criteria (40%) with the following exceptions: None.

07/07/17

Anil Makol
Project Manager

2F
SOIL PCB SURROGATE RECOVERY

Lab Name: Phoenix Environmental Client: NETC

Lab Code: Phoenix Case No.: SAS No.: SDG No.: GBY06958

GC Column(1): RTX-440 ID: 0.32 (mm) GC Column(2): Rxi-Sil MS ID: 0.32 (mm)

	LAB ID	TCX 1 %REC	#	TCX 2 %REC	#	DCB 1 %REC	#	DCB 2 %REC	#	TOT OUT	FILE ID
01	BY06958 (2X)	97		88		Int		Int		0	ECD1 501A019 | 501B019
02	BY06959 (2X)	69		62		77		72		0	ECD1 427A010 | 427B010
03	BY06961 (10X)	29	*	38		117		123		1	ECD3 426A014 | 426B014
04	BY06962 BL	87		88		85		98		0	ECD1 425A010 | 425B010
05	BY06962 LCS	90		84		90		95		0	ECD1 425A011 | 425B011
06	BY06962 LCSD	92		87		89		93		0	ECD1 425A012 | 425B012
07	BY06962 MS	79		74		79		81		0	ECD1 425A013 | 425B013
08	BY06962 MSD	93		87		90		89		0	ECD1 425A014 | 425B014
09	BY06962 (2X)	79		76		76		90		0	ECD1 427A007 | 427B007
10	BY06966 (20X)	154	*	104		98		136		1	ECD6 425A008 | 425B008
11	BY06969 (2X)	75		75		70		81		0	ECD1 425A039 | 425B039
12	BY06970 (2X)	87		82		72		87		0	ECD1 425A040 | 425B040
13	BY06975 (100X)	D		D		D		D		0	ECD1 425A038_1 | 425B038_1
14	BY06980 (2X)	73		77		99		128		0	ECD1 501A020 | 501B020
15											
16											
17											
18											
19											
20											
21											
22											
23											
24											
25											
26											
27											
28											
29											
30											

	ADVISORY QC LIMITS
TCX = Tetrachloro-m-xylene	30 - 150
DCB = Decachlorobiphenyl	30 - 150

\# = Column to be used to flag recovery values
* = Values outside of contract required QC limits
D = Surrogate diluted out
Int = Surrogate not reported due to Interference

3F

SOIL PCB LCS SPIKE/LCS SPIKE DUPLICATE RECOVERY

Lab Name: Phoenix Environmental Client: NETC

Lab Code: Phoenix Case No.: SAS No.: SDG No.: GBY06958

LCS Spike - Client Id.: BY06962 LCS Lab Id: BY06962 LCS

COMPOUND	SPIKE ADDED (ug/Kg)		LCS CONC (ug/Kg)	LCS % REC	#	QC. LIMITS REC.
Aroclor-1016	1670		1200	72		40 - 140
Aroclor-1260	1670		1520	91		40 - 140

COMPOUND	SPIKE ADDED (ug/Kg)	LCSD CONC (ug/Kg)	LCSD % REC	#	% RPD	#	QC LIMITS RPD	QC LIMITS REC.
Aroclor-1016	1670	1240	74		2.7		30	40 - 140
Aroclor-1260	1670	1550	93		2.2		30	40 - 140

FORM III PCB

3F

SOIL PCB MATRIX SPIKE/MATRIX SPIKE DUPLICATE RECOVERY

Lab Name: Phoenix Environmental Client: NETC

Lab Code: Phoenix Case No.: SAS No.: SDG No.: GBY06958

Matrix Spike - Client Id.: B3-2 S-2 MS Lab Id: BY06962 MS

COMPOUND	SPIKE ADDED (ug/Kg)	SAMPLE CONCENTRATION (ug/Kg)	MS CONC (ug/Kg)	MS % REC	#	QC. LIMITS REC.
Aroclor-1016	2190	0	1280	58		40 - 140
Aroclor-1260	2190	0	1410	65		40 - 140

COMPOUND	SPIKE ADDED (ug/Kg)	MSD CONC (ug/Kg)	MSD % REC	#	% RPD	#	QC LIMITS RPD	QC LIMITS REC.
Aroclor-1016	2170	1560	72		21.5		30	40 - 140
Aroclor-1260	2170	1630	75		14.3		30	40 - 140

FORM III PCB

4C

PCB METHOD BLANK SUMMARY

CLIENT SAMPLE NO

BY06962 BL

Lab Name: Phoenix Environmental Client: NETC

Lab Code: Phoenix Case No.: SAS No.: SDG No.: GBY06958

Lab Sample ID: BY06962 BL Lab File ID: 425A010

Matrix: (soil/water) SOIL Extraction:(SepF/Cont/Sonc) 3545

Sulfur Cleanup:(Y/N) N Date Extracted: 04/24/17

Date Analyzed (1): 04/25/17 Date Analyzed (2): 04/25/17

Time Analyzed (1): 14:47 Time Analyzed (2): 14:47

Instrument ID (1): ECD1 Instrument ID (2): ECD1

GC Col.(1): RTX-440 ID: 0.32 (mm) GC Col.(2): Rxi-Sil MS ID: 0.32 (mm)

THIS METHOD BLANK APPLIES TO THE FOLLOWING SAMPLES, MS AND MSD:

	CLIENT SAMPLE NO.	LAB SAMPLE ID	DATE ANALYZED 1	DATE ANALYZED 2
01	B2-1 S-1 (20X)	BY06966 (20X)	04/25/17	04/25/17
02	BY06962 LCS	BY06962 LCS	04/25/17	04/25/17
03	BY06962 LCSD	BY06962 LCSD	04/25/17	04/25/17
04	B3-2 S-2 MS	BY06962 MS	04/25/17	04/25/17
05	B3-2 S-2 MSD	BY06962 MSD	04/25/17	04/25/17
06	FD-4 S-1 (100X)	BY06975 (100X)	04/26/17	04/26/17
07	SW-1 S-3 (2X)	BY06969 (2X)	04/26/17	04/26/17
08	MW-6 S-1 (2X)	BY06970 (2X)	04/26/17	04/26/17
09	B3-2 S-1 (10X)	BY06961 (10X)	04/26/17	04/26/17
10	B3-2 S-2 (2X)	BY06962 (2X)	04/27/17	04/27/17
11	B4-1 S-2 (2X)	BY06959 (2X)	04/27/17	04/27/17
12	B4-1 S-1 (2X)	BY06958 (2X)	05/01/17	05/01/17
13	FD-1 (2X)	BY06980 (2X)	05/01/17	05/01/17
14				
15				
16				
17				
18				
19				
20				
21				
22				
23				
24				
25				

COMMENTS:

FORM IV PCB

8B
PCB ANALYTICAL SEQUENCE

Lab Name: Phoenix Environmental Labs Client: NETC

Lab Code: Phoenix Case No.: SAS No.: SDG No.: GBY06958

Lab File Id: 315A022 Date Analyzed: 03/15/17

Instrument ID: ECD1 Time Analyzed: 19:25

GC Col A: RTX-440 ID: 0.32

1-Bromo-2-Nitrobenze	INTERNAL STD AREA #	RT #
12 HOUR STD	978077	2.79
UPPER LIMIT	2005059	3.29
LOWER LIMIT	484148	2.29

	CLIENT ID	LAB ID	FILE ID	INTERNAL STD AREA	RT	DATE ANALYZED	TIME ANALYZED
01	mix 1200;10z	mix 1200;10z	315A019	937925	2.79	03/15/17	19:25
02	mix 1000;11a	mix 1000;11a	315A020	948537	2.79	03/15/17	19:47
03	mix 800;11b	mix 800;11b	315A021	981204	2.79	03/15/17	20:10
04	mix 600;11c	mix 600;11c	315A022	978077	2.79	03/15/17	20:32
05	mix 400;11d	mix 400;11d	315A023	947987	2.79	03/15/17	20:54
06	mix 200;11e	mix 200;11e	315A024	966025	2.79	03/15/17	21:16
07	mix 100;11f	mix 100;11f	315A025	953392	2.80	03/15/17	21:39
08	mix 50;11g	mix 50;11g	315A026	1002936	2.79	03/15/17	22:01
09							
10							
11							
12							
13							
14							
15							
16							
17							
18							
19							
20							
21							
22							
23							
24							
25							
26							

AREA UPPER LIMIT = +100% of internal standard area
AREA LOWER LIMIT = - 50% of internal standard area
RT UPPER LIMIT = +0.50 minutes of internal standard RT
RT LOWER LIMIT = -0.50 minutes of internal standard RT

Column used to flag internal standard area values with an asterisk.
* Values outside of QC limits.

FORM VIII PCB

8B
PCB ANALYTICAL SEQUENCE

Lab Name: Phoenix Environmental Labs Client: NETC

Lab Code: Phoenix Case No.: SAS No.: SDG No.: GBY06958

Lab File Id: 315B022 Date Analyzed: 03/15/17

Instrument ID: ECD1 Time Analyzed: 19:25

GC Col B: Rxi-Sil MS ID: 0.32

1-Bromo-2-Nitrobenze	INTERNAL STD AREA #	RT #
12 HOUR STD	1022610	3.29
UPPER LIMIT	2096351	3.79
LOWER LIMIT	506192	2.79

	CLIENT ID	LAB ID	FILE ID	INTERNAL STD AREA	RT	DATE ANALYZED	TIME ANALYZED
01	mix 1200;10z	mix 1200;10z	315B019	1000156	3.29	03/15/17	19:25
02	mix 1000;11a	mix 1000;11a	315B020	1001337	3.29	03/15/17	19:47
03	mix 800;11b	mix 800;11b	315B021	1048556	3.29	03/15/17	20:10
04	mix 600;11c	mix 600;11c	315B022	1022610	3.29	03/15/17	20:32
05	mix 400;11d	mix 400;11d	315B023	983508	3.29	03/15/17	20:54
06	mix 200;11e	mix 200;11e	315B024	1002445	3.29	03/15/17	21:16
07	mix 100;11f	mix 100;11f	315B025	992203	3.29	03/15/17	21:39
08	mix 50;11g	mix 50;11g	315B026	1046321	3.29	03/15/17	22:01
09							
10							
11							
12							
13							
14							
15							
16							
17							
18							
19							
20							
21							
22							
23							
24							
25							
26							

AREA UPPER LIMIT = +100% of internal standard area
AREA LOWER LIMIT = - 50% of internal standard area
RT UPPER LIMIT = +0.50 minutes of internal standard RT
RT LOWER LIMIT = -0.50 minutes of internal standard RT

Column used to flag internal standard area values with an asterisk.
* Values outside of QC limits.

FORM VIII PCB

8B
PCB ANALYTICAL SEQUENCE

Lab Name: Phoenix Environmental Labs Client: NETC

Lab Code: Phoenix Case No.: SAS No.: SDG No.: GBY06958

Lab File Id: 425A009 Date Analyzed: 04/25/17

Instrument ID: ECD1 Time Analyzed: 14:47

GC Col A: RTX-440 ID: 0.32

1-Bromo-2-Nitrobenze	INTERNAL STD AREA #	RT #
12 HOUR STD	932350	2.76
UPPER LIMIT	1911318	3.26
LOWER LIMIT	461513	2.26

	CLIENT ID	LAB ID	FILE ID	INTERNAL STD AREA	RT	DATE ANALYZED	TIME ANALYZED
01	HEX	HEX	425A008	948058	2.76	04/25/17	14:03
02	MIX 600;12I	MIX 600;12I	425A009	932350	2.76	04/25/17	14:25
03	BY06962 BL	BY06962 BL	425A010	994135	2.77	04/25/17	14:47
04	BY06962 LCS	BY06962 LCS	425A011	985346	2.77	04/25/17	15:10
05	BY06962 LCSD	BY06962 LCSD	425A012	1002710	2.77	04/25/17	15:32
06	B3-2 S-2 MS	BY06962 MS	425A013	995360	2.77	04/25/17	15:54
07	B3-2 S-2 MSD	BY06962 MSD	425A014	938887	2.77	04/25/17	16:17
08	HEX	HEX	425A020	955918	2.77	04/25/17	18:31
09	MIX 600;12I	MIX 600;12I	425A021	999716	2.77	04/25/17	18:53
10							
11							
12							
13							
14							
15							
16							
17							
18							
19							
20							
21							
22							
23							
24							
25							
26							

AREA UPPER LIMIT = +100% of internal standard area
AREA LOWER LIMIT = - 50% of internal standard area
RT UPPER LIMIT = +0.50 minutes of internal standard RT
RT LOWER LIMIT = -0.50 minutes of internal standard RT

Column used to flag internal standard area values with an asterisk.
* Values outside of QC limits.

FORM VIII PCB

8B
PCB ANALYTICAL SEQUENCE

Lab Name: Phoenix Environmental Labs Client: NETC

Lab Code: Phoenix Case No.: SAS No.: SDG No.: GBY06958

Lab File Id: 425B009 Date Analyzed: 04/25/17

Instrument ID: ECD1 Time Analyzed: 14:47

GC Col B: Rxi-Sil MS ID: 0.32

1-Bromo-2-Nitrobenze	INTERNAL STD AREA #	RT #
12 HOUR STD	864892	3.25
UPPER LIMIT	1773029	3.75
LOWER LIMIT	428122	2.75

	CLIENT ID	LAB ID	FILE ID	INTERNAL STD AREA	RT	DATE ANALYZED	TIME ANALYZED
01	HEX	HEX	425B008	869794	3.25	04/25/17	14:03
02	MIX 600;12I	MIX 600;12I	425B009	864892	3.25	04/25/17	14:25
03	BY06962 BL	BY06962 BL	425B010	899195	3.26	04/25/17	14:47
04	BY06962 LCS	BY06962 LCS	425B011	891453	3.26	04/25/17	15:10
05	BY06962 LCSD	BY06962 LCSD	425B012	903619	3.26	04/25/17	15:32
06	B3-2 S-2 MS	BY06962 MS	425B013	903272	3.26	04/25/17	15:54
07	B3-2 S-2 MSD	BY06962 MSD	425B014	895634	3.26	04/25/17	16:17
08	HEX	HEX	425B020	857986	3.26	04/25/17	18:31
09	MIX 600;12I	MIX 600;12I	425B021	878145	3.26	04/25/17	18:53
10							
11							
12							
13							
14							
15							
16							
17							
18							
19							
20							
21							
22							
23							
24							
25							
26							

AREA UPPER LIMIT = +100% of internal standard area
AREA LOWER LIMIT = - 50% of internal standard area
RT UPPER LIMIT = +0.50 minutes of internal standard RT
RT LOWER LIMIT = -0.50 minutes of internal standard RT

Column used to flag internal standard area values with an asterisk.
* Values outside of QC limits.

FORM VIII PCB

8B
PCB ANALYTICAL SEQUENCE

Lab Name: Phoenix Environmental Labs Client: NETC

Lab Code: Phoenix Case No.: SAS No.: SDG No.: GBY06958

Lab File Id: 425A033 Date Analyzed: 04/26/17

Instrument ID: ECD1 Time Analyzed: 01:16

GC Col A: RTX-440 ID: 0.32

1-Bromo-2-Nitrobenze	INTERNAL STD AREA #	RT #
12 HOUR STD	1079434	2.77
UPPER LIMIT	2212839	3.27
LOWER LIMIT	534320	2.27

	CLIENT ID	LAB ID	FILE ID	INTERNAL STD AREA	RT	DATE ANALYZED	TIME ANALYZED
01	HEX	HEX	425A032	1050444	2.77	04/25/17	23:00
02	MIX 600;12I	MIX 600;12I	425A033	1079434	2.77	04/25/17	23:24
03	FD-4 S-1 (100X)	BY06975 (100X)	425A038_1	1051336	2.77	04/26/17	01:16
04	SW-1 S-3 (2X)	BY06969 (2X)	425A039	1323399	2.77	04/26/17	01:39
05	MW-6 S-1 (2X)	BY06970 (2X)	425A040	1378721	2.77	04/26/17	02:01
06	HEX	HEX	425A041	1073678	2.77	04/26/17	02:24
07	MIX 600;12I	MIX 600;12I	425A042	1030240	2.77	04/26/17	02:46
08							
09							
10							
11							
12							
13							
14							
15							
16							
17							
18							
19							
20							
21							
22							
23							
24							
25							
26							

AREA UPPER LIMIT = +100% of internal standard area
AREA LOWER LIMIT = - 50% of internal standard area
RT UPPER LIMIT = +0.50 minutes of internal standard RT
RT LOWER LIMIT = -0.50 minutes of internal standard RT

Column used to flag internal standard area values with an asterisk.
* Values outside of QC limits.

FORM VIII PCB

8B
PCB ANALYTICAL SEQUENCE

Lab Name: Phoenix Environmental Labs Client: NETC

Lab Code: Phoenix Case No.: SAS No.: SDG No.: GBY06958

Lab File Id: 425B033 Date Analyzed: 04/26/17

Instrument ID: ECD1 Time Analyzed: 01:16

GC Col B: Rxi-Sil MS ID: 0.32

1-Bromo-2-Nitrobenze	INTERNAL STD AREA #	RT #
12 HOUR STD	919486	3.26
UPPER LIMIT	1884947	3.76
LOWER LIMIT	455146	2.76

	CLIENT ID	LAB ID	FILE ID	INTERNAL STD AREA	RT	DATE ANALYZED	TIME ANALYZED
01	HEX	HEX	425B032	900646	3.26	04/25/17	23:00
02	MIX 600;12I	MIX 600;12I	425B033	919486	3.26	04/25/17	23:24
03	FD-4 S-1 (100X)	BY06975 (100X)	425B038_1	952860	3.26	04/26/17	01:16
04	SW-1 S-3 (2X)	BY06969 (2X)	425B039	1186871	3.26	04/26/17	01:39
05	MW-6 S-1 (2X)	BY06970 (2X)	425B040	1234045	3.26	04/26/17	02:01
06	HEX	HEX	425B041	909652	3.26	04/26/17	02:24
07	MIX 600;12I	MIX 600;12I	425B042	890490	3.26	04/26/17	02:46
08							
09							
10							
11							
12							
13							
14							
15							
16							
17							
18							
19							
20							
21							
22							
23							
24							
25							
26							

AREA UPPER LIMIT = +100% of internal standard area
AREA LOWER LIMIT = - 50% of internal standard area
RT UPPER LIMIT = +0.50 minutes of internal standard RT
RT LOWER LIMIT = -0.50 minutes of internal standard RT

Column used to flag internal standard area values with an asterisk.
* Values outside of QC limits.

FORM VIII PCB

8B
PCB ANALYTICAL SEQUENCE

Lab Name: Phoenix Environmental Labs Client: NETC

Lab Code: Phoenix Case No.: SAS No.: SDG No.: GBY06958

Lab File Id: 427A003 Date Analyzed: 04/27/17

Instrument ID: ECD1 Time Analyzed: 11:47

GC Col A: RTX-440 ID: 0.32

1-Bromo-2-Nitrobenze	INTERNAL STD AREA #	RT #
12 HOUR STD	1040877	2.77
UPPER LIMIT	2133797	3.27
LOWER LIMIT	515234	2.27

	CLIENT ID	LAB ID	FILE ID	INTERNAL STD AREA	RT	DATE ANALYZED	TIME ANALYZED
01	HEX	HEX	427A002	1004532	2.77	04/27/17	06:12
02	MIX 600;11S	MIX 600;11S	427A003	1040877	2.77	04/27/17	06:35
03	B3-2 S-2 (2X)	BY06962 (2X)	427A007	1221383	2.77	04/27/17	11:47
04	B4-1 S-2 (2X)	BY06959 (2X)	427A010	1051126	2.77	04/27/17	12:55
05	HEX	HEX	427A012	1005389	2.77	04/27/17	13:44
06	MIX 600;12N	MIX 600;12N	427A025	973942	2.77	04/27/17	18:34
07							
08							
09							
10							
11							
12							
13							
14							
15							
16							
17							
18							
19							
20							
21							
22							
23							
24							
25							
26							

AREA UPPER LIMIT = +100% of internal standard area
AREA LOWER LIMIT = - 50% of internal standard area
RT UPPER LIMIT = +0.50 minutes of internal standard RT
RT LOWER LIMIT = -0.50 minutes of internal standard RT

Column used to flag internal standard area values with an asterisk.
* Values outside of QC limits.

FORM VIII PCB

8B
PCB ANALYTICAL SEQUENCE

Lab Name: Phoenix Environmental Labs Client: NETC

Lab Code: Phoenix Case No.: SAS No.: SDG No.: GBY06958

Lab File Id: 427B003 Date Analyzed: 04/27/17

Instrument ID: ECD1 Time Analyzed: 11:47

GC Col B: Rxi-Sil MS ID: 0.32

1-Bromo-2-Nitrobenze	INTERNAL STD AREA #	RT #
12 HOUR STD	881995	3.26
UPPER LIMIT	1808090	3.76
LOWER LIMIT	436588	2.76

	CLIENT ID	LAB ID	FILE ID	INTERNAL STD AREA	RT	DATE ANALYZED	TIME ANALYZED
01	HEX	HEX	427B002	871788	3.26	04/27/17	06:12
02	MIX 600;11S	MIX 600;11S	427B003	881995	3.26	04/27/17	06:35
03	B3-2 S-2 (2X)	BY06962 (2X)	427B007	1120140	3.26	04/27/17	11:47
04	B4-1 S-2 (2X)	BY06959 (2X)	427B010	997873	3.26	04/27/17	12:55
05	HEX	HEX	427B012	885327	3.26	04/27/17	13:44
06	MIX 600;12N	MIX 600;12N	427B025	834660	3.26	04/27/17	18:34
07							
08							
09							
10							
11							
12							
13							
14							
15							
16							
17							
18							
19							
20							
21							
22							
23							
24							
25							
26							

AREA UPPER LIMIT = +100% of internal standard area
AREA LOWER LIMIT = - 50% of internal standard area
RT UPPER LIMIT = +0.50 minutes of internal standard RT
RT LOWER LIMIT = -0.50 minutes of internal standard RT

Column used to flag internal standard area values with an asterisk.
* Values outside of QC limits.

FORM VIII PCB

8B
PCB ANALYTICAL SEQUENCE

Lab Name: Phoenix Environmental Labs Client: NETC

Lab Code: Phoenix Case No.: SAS No.: SDG No.: GBY06958

Lab File Id: 501A015 Date Analyzed: 05/01/17

Instrument ID: ECD1 Time Analyzed: 14:17

GC Col A: RTX-440 ID: 0.32

1-Bromo-2-Nitrobenze	INTERNAL STD AREA #	RT #
12 HOUR STD	980295	2.74
UPPER LIMIT	2009606	3.24
LOWER LIMIT	485246	2.24

	CLIENT ID	LAB ID	FILE ID	INTERNAL STD AREA	RT	DATE ANALYZED	TIME ANALYZED
01	hex	hex	501A014	931044	2.74	05/01/17	12:25
02	mix 600;12n	mix 600;12n	501A015	980295	2.74	05/01/17	12:47
03	B4-1 S-1 (2X)	BY06958 (2X)	501A019	956744	2.75	05/01/17	14:17
04	FD-1 (2X)	BY06980 (2X)	501A020	1133277	2.74	05/01/17	14:39
05	hex	hex	501A029	1091665	2.73	05/01/17	18:00
06	mix 600;12n	mix 600;12n	501A030	1050936	2.74	05/01/17	18:23
07							
08							
09							
10							
11							
12							
13							
14							
15							
16							
17							
18							
19							
20							
21							
22							
23							
24							
25							
26							

AREA UPPER LIMIT = +100% of internal standard area
AREA LOWER LIMIT = - 50% of internal standard area
RT UPPER LIMIT = +0.50 minutes of internal standard RT
RT LOWER LIMIT = -0.50 minutes of internal standard RT

Column used to flag internal standard area values with an asterisk.
* Values outside of QC limits.

FORM VIII PCB

8B
PCB ANALYTICAL SEQUENCE

Lab Name: Phoenix Environmental Labs Client: NETC

Lab Code: Phoenix Case No.: SAS No.: SDG No.: GBY06958

Lab File Id: 501B015 Date Analyzed: 05/01/17

Instrument ID: ECD1 Time Analyzed: 14:17

GC Col B: Rxi-Sil MS ID: 0.32

1-Bromo-2-Nitrobenze	INTERNAL STD AREA #	RT #
12 HOUR STD	892283	3.23
UPPER LIMIT	1829180	3.73
LOWER LIMIT	441680	2.73

	CLIENT ID	LAB ID	FILE ID	INTERNAL STD AREA	RT	DATE ANALYZED	TIME ANALYZED
01	hex	hex	501B014	855351	3.24	05/01/17	12:25
02	mix 600;12n	mix 600;12n	501B015	892283	3.23	05/01/17	12:47
03	B4-1 S-1 (2X)	BY06958 (2X)	501B019	901787	3.24	05/01/17	14:17
04	FD-1 (2X)	BY06980 (2X)	501B020	1024059	3.23	05/01/17	14:39
05	hex	hex	501B029	920145	3.22	05/01/17	18:00
06	mix 600;12n	mix 600;12n	501B030	922636	3.23	05/01/17	18:23
07							
08							
09							
10							
11							
12							
13							
14							
15							
16							
17							
18							
19							
20							
21							
22							
23							
24							
25							
26							

AREA UPPER LIMIT = +100% of internal standard area
AREA LOWER LIMIT = - 50% of internal standard area
RT UPPER LIMIT = +0.50 minutes of internal standard RT
RT LOWER LIMIT = -0.50 minutes of internal standard RT

Column used to flag internal standard area values with an asterisk.
* Values outside of QC limits.

FORM VIII PCB

8B
PCB ANALYTICAL SEQUENCE

Lab Name: Phoenix Environmental Labs Client: NETC

Lab Code: Phoenix Case No.: SAS No.: SDG No.: GBY06958

Lab File Id: 405A016 Date Analyzed: 04/05/17

Instrument ID: ECD3 Time Analyzed: 17:36

GC Col A: RTX-440 ID: 0.32

1-Bromo-2-Nitrobenze	INTERNAL STD AREA #	RT #
12 HOUR STD	2172812	1.93
UPPER LIMIT	4454264	2.43
LOWER LIMIT	1075542	1.43

	CLIENT ID	LAB ID	FILE ID	INTERNAL STD AREA	RT	DATE ANALYZED	TIME ANALYZED
01	mix 1200;10z	mix 1200;10z	405A013	2200005	1.92	04/05/17	17:36
02	mix 1000;11a	mix 1000;11a	405A014	2231084	1.92	04/05/17	17:59
03	mix 800;11b	mix 800;11b	405A015	2229811	1.92	04/05/17	18:23
04	mix 600;11p	mix 600;11p	405A016	2172812	1.93	04/05/17	18:46
05	mix 400;11d	mix 400;11d	405A017	2188482	1.93	04/05/17	19:10
06	mix 200;11e	mix 200;11e	405A018	2267510	1.93	04/05/17	19:33
07	mix 100;11f	mix 100;11f	405A019	2184726	1.93	04/05/17	19:57
08	mix 50;11g	mix 50;11g	405A020	2205161	1.93	04/05/17	20:20
09							
10							
11							
12							
13							
14							
15							
16							
17							
18							
19							
20							
21							
22							
23							
24							
25							
26							

AREA UPPER LIMIT = +100% of internal standard area
AREA LOWER LIMIT = - 50% of internal standard area
RT UPPER LIMIT = +0.50 minutes of internal standard RT
RT LOWER LIMIT = -0.50 minutes of internal standard RT

Column used to flag internal standard area values with an asterisk.
* Values outside of QC limits.

FORM VIII PCB

8B
PCB ANALYTICAL SEQUENCE

Lab Name: Phoenix Environmental Labs Client: NETC

Lab Code: Phoenix Case No.: SAS No.: SDG No.: GBY06958

Lab File Id: 405B016 Date Analyzed: 04/05/17

Instrument ID: ECD3 Time Analyzed: 17:36

GC Col B: Rxi-35sil ms ID: 0.32

1-Bromo-2-Nitrobenze	INTERNAL STD AREA #	RT #
12 HOUR STD	2269545	2.52
UPPER LIMIT	4652568	3.02
LOWER LIMIT	1123425	2.02

	CLIENT ID	LAB ID	FILE ID	INTERNAL STD AREA	RT	DATE ANALYZED	TIME ANALYZED
01	mix 1200;10z	mix 1200;10z	405B013	2301796	2.51	04/05/17	17:36
02	mix 1000;11a	mix 1000;11a	405B014	2332443	2.51	04/05/17	17:59
03	mix 800;11b	mix 800;11b	405B015	2333915	2.51	04/05/17	18:23
04	mix 600;11p	mix 600;11p	405B016	2269545	2.52	04/05/17	18:46
05	mix 400;11d	mix 400;11d	405B017	2245489	2.52	04/05/17	19:10
06	mix 200;11e	mix 200;11e	405B018	2390522	2.52	04/05/17	19:33
07	mix 100;11f	mix 100;11f	405B019	2264739	2.52	04/05/17	19:57
08	mix 50;11g	mix 50;11g	405B020	2272472	2.51	04/05/17	20:20
09							
10							
11							
12							
13							
14							
15							
16							
17							
18							
19							
20							
21							
22							
23							
24							
25							
26							

AREA UPPER LIMIT = +100% of internal standard area
AREA LOWER LIMIT = - 50% of internal standard area
RT UPPER LIMIT = +0.50 minutes of internal standard RT
RT LOWER LIMIT = -0.50 minutes of internal standard RT

Column used to flag internal standard area values with an asterisk.
* Values outside of QC limits.

FORM VIII PCB

8B
PCB ANALYTICAL SEQUENCE

Lab Name: Phoenix Environmental Labs Client: NETC

Lab Code: Phoenix Case No.: SAS No.: SDG No.: GBY06958

Lab File Id: 426A013 Date Analyzed: 04/26/17

Instrument ID: ECD3 Time Analyzed: 14:22

GC Col A: RTX-440 ID: 0.32

1-Bromo-2-Nitrobenze	INTERNAL STD AREA #	RT #
12 HOUR STD	2633348	1.93
UPPER LIMIT	5398363	2.43
LOWER LIMIT	1303507	1.43

	CLIENT ID	LAB ID	FILE ID	INTERNAL STD AREA	RT	DATE ANALYZED	TIME ANALYZED
01	HEX	HEX	426A012	2631333	1.93	04/26/17	13:35
02	MIX 600;12N	MIX 600;12N	426A013	2633348	1.93	04/26/17	13:59
03	B3-2 S-1 (10X)	BY06961 (10X)	426A014	2759280	1.93	04/26/17	14:22
04	HEX	HEX	426A024	2579538	1.93	04/26/17	18:17
05	MIX 600;11S	MIX 600;11S	426A025	2590145	1.93	04/26/17	18:41
06							
07							
08							
09							
10							
11							
12							
13							
14							
15							
16							
17							
18							
19							
20							
21							
22							
23							
24							
25							
26							

AREA UPPER LIMIT = +100% of internal standard area
AREA LOWER LIMIT = - 50% of internal standard area
RT UPPER LIMIT = +0.50 minutes of internal standard RT
RT LOWER LIMIT = -0.50 minutes of internal standard RT

Column used to flag internal standard area values with an asterisk.
* Values outside of QC limits.

FORM VIII PCB

8B
PCB ANALYTICAL SEQUENCE

Lab Name: Phoenix Environmental Labs Client: NETC

Lab Code: Phoenix Case No.: SAS No.: SDG No.: GBY06958

Lab File Id: 426B013 Date Analyzed: 04/26/17

Instrument ID: ECD3 Time Analyzed: 14:22

GC Col B: Rxi-35sil ms ID: 0.32

1-Bromo-2-Nitrobenze	INTERNAL STD AREA #	RT #
12 HOUR STD	2620744	2.52
UPPER LIMIT	5372525	3.02
LOWER LIMIT	1297268	2.02

	CLIENT ID	LAB ID	FILE ID	INTERNAL STD AREA	RT	DATE ANALYZED	TIME ANALYZED
01	HEX	HEX	426B012	2660247	2.52	04/26/17	13:35
02	MIX 600;12N	MIX 600;12N	426B013	2620744	2.52	04/26/17	13:59
03	B3-2 S-1 (10X)	BY06961 (10X)	426B014	2751770	2.52	04/26/17	14:22
04	HEX	HEX	426B024	2534012	2.52	04/26/17	18:17
05	MIX 600;11S	MIX 600;11S	426B025	2575268	2.52	04/26/17	18:41
06							
07							
08							
09							
10							
11							
12							
13							
14							
15							
16							
17							
18							
19							
20							
21							
22							
23							
24							
25							
26							

AREA UPPER LIMIT = +100% of internal standard area
AREA LOWER LIMIT = - 50% of internal standard area
RT UPPER LIMIT = +0.50 minutes of internal standard RT
RT LOWER LIMIT = -0.50 minutes of internal standard RT

Column used to flag internal standard area values with an asterisk.
* Values outside of QC limits.

FORM VIII PCB

8B
PCB ANALYTICAL SEQUENCE

Lab Name: Phoenix Environmental Labs Client: NETC

Lab Code: Phoenix Case No.: SAS No.: SDG No.: GBY06958

Lab File Id: 406A017 Date Analyzed: 04/06/17

Instrument ID: ECD6 Time Analyzed: 19:11

GC Col A: RTX-440 ID: 0.32

1-Bromo-2-Nitrobenze	INTERNAL STD AREA #	RT #
12 HOUR STD	1371589	2.73
UPPER LIMIT	2811758	3.23
LOWER LIMIT	678937	2.23

	CLIENT ID	LAB ID	FILE ID	INTERNAL STD AREA	RT	DATE ANALYZED	TIME ANALYZED
01	mix 1200;10z	mix 1200;10z	406A014	1363846	2.74	04/06/17	19:11
02	mix 1000;11a	mix 1000;11a	406A015	1337011	2.73	04/06/17	19:33
03	mix 800;11b	mix 800;11b	406A016	1424872	2.74	04/06/17	19:55
04	mix 600;11q	mix 600;11q	406A017	1371589	2.73	04/06/17	20:17
05	mix 400;11d	mix 400;11d	406A018	1354264	2.74	04/06/17	20:39
06	mix 200;11e	mix 200;11e	406A019	1352875	2.74	04/06/17	21:02
07	mix 100;11f	mix 100;11f	406A020	1360801	2.74	04/06/17	21:24
08	mix 50;11g	mix 50;11g	406A021	1336160	2.73	04/06/17	21:46
09							
10							
11							
12							
13							
14							
15							
16							
17							
18							
19							
20							
21							
22							
23							
24							
25							
26							

AREA UPPER LIMIT = +100% of internal standard area
AREA LOWER LIMIT = - 50% of internal standard area
RT UPPER LIMIT = +0.50 minutes of internal standard RT
RT LOWER LIMIT = -0.50 minutes of internal standard RT

Column used to flag internal standard area values with an asterisk.
* Values outside of QC limits.

FORM VIII PCB

8B
PCB ANALYTICAL SEQUENCE

Lab Name: Phoenix Environmental Labs Client: NETC

Lab Code: Phoenix Case No.: SAS No.: SDG No.: GBY06958

Lab File Id: 406B017 Date Analyzed: 04/06/17

Instrument ID: ECD6 Time Analyzed: 19:11

GC Col B: CLP ID: 0.32

1-Bromo-2-Nitrobenze	INTERNAL STD AREA #	RT #
12 HOUR STD	1334194	2.96
UPPER LIMIT	2735097	3.46
LOWER LIMIT	660426	2.46

	CLIENT ID	LAB ID	FILE ID	INTERNAL STD AREA	RT	DATE ANALYZED	TIME ANALYZED
01	mix 1200;10z	mix 1200;10z	406B014	1317367	2.96	04/06/17	19:11
02	mix 1000;11a	mix 1000;11a	406B015	1299865	2.96	04/06/17	19:33
03	mix 800;11b	mix 800;11b	406B016	1370524	2.96	04/06/17	19:55
04	mix 600;11q	mix 600;11q	406B017	1334194	2.96	04/06/17	20:17
05	mix 400;11d	mix 400;11d	406B018	1316458	2.96	04/06/17	20:39
06	mix 200;11e	mix 200;11e	406B019	1318933	2.96	04/06/17	21:02
07	mix 100;11f	mix 100;11f	406B020	1340886	2.96	04/06/17	21:24
08	mix 50;11g	mix 50;11g	406B021	1302152	2.95	04/06/17	21:46
09							
10							
11							
12							
13							
14							
15							
16							
17							
18							
19							
20							
21							
22							
23							
24							
25							
26							

AREA UPPER LIMIT = +100% of internal standard area
AREA LOWER LIMIT = - 50% of internal standard area
RT UPPER LIMIT = +0.50 minutes of internal standard RT
RT LOWER LIMIT = -0.50 minutes of internal standard RT

Column used to flag internal standard area values with an asterisk.
* Values outside of QC limits.

FORM VIII PCB

8B
PCB ANALYTICAL SEQUENCE

Lab Name: Phoenix Environmental Labs Client: NETC

Lab Code: Phoenix Case No.: SAS No.: SDG No.: GBY06958

Lab File Id: 425A006 Date Analyzed: 04/25/17

Instrument ID: ECD6 Time Analyzed: 11:36

GC Col A: RTX-440 ID: 0.32

1-Bromo-2-Nitrobenze	INTERNAL STD AREA #	RT #
12 HOUR STD	2085372	2.74
UPPER LIMIT	4275012	3.24
LOWER LIMIT	1032259	2.24

	CLIENT ID	LAB ID	FILE ID	INTERNAL STD AREA	RT	DATE ANALYZED	TIME ANALYZED
01	hex	hex	425A002	1888905	2.77	04/25/17	06:46
02	mix 600;11s	mix 600;11s	425A006	2085372	2.74	04/25/17	10:12
03	B2-1 S-1 (20X)	BY06966 (20X)	425A008	1968508	2.75	04/25/17	11:36
04	hex	hex	425A010	1940857	2.74	04/25/17	13:28
05	mix 600;11t	mix 600;11t	425A011	2092473	2.74	04/25/17	13:50
06							
07							
08							
09							
10							
11							
12							
13							
14							
15							
16							
17							
18							
19							
20							
21							
22							
23							
24							
25							
26							

AREA UPPER LIMIT = +100% of internal standard area
AREA LOWER LIMIT = - 50% of internal standard area
RT UPPER LIMIT = +0.50 minutes of internal standard RT
RT LOWER LIMIT = -0.50 minutes of internal standard RT

Column used to flag internal standard area values with an asterisk.
* Values outside of QC limits.

FORM VIII PCB

8B
PCB ANALYTICAL SEQUENCE

Lab Name: Phoenix Environmental Labs Client: NETC

Lab Code: Phoenix Case No.: SAS No.: SDG No.: GBY06958

Lab File Id: 425B006 Date Analyzed: 04/25/17

Instrument ID: ECD6 Time Analyzed: 11:36

GC Col B: CLP ID: 0.32

1-Bromo-2-Nitrobenze	INTERNAL STD AREA #	RT #
12 HOUR STD	1428459	2.94
UPPER LIMIT	2928342	3.44
LOWER LIMIT	707087	2.44

	CLIENT ID	LAB ID	FILE ID	INTERNAL STD AREA	RT	DATE ANALYZED	TIME ANALYZED
01	hex	hex	425B002	1230488	2.97	04/25/17	06:46
02	mix 600;11s	mix 600;11s	425B006	1428459	2.94	04/25/17	10:12
03	B2-1 S-1 (20X)	BY06966 (20X)	425B008	1263782	2.95	04/25/17	11:36
04	hex	hex	425B010	1276609	2.93	04/25/17	13:28
05	mix 600;11t	mix 600;11t	425B011	1382812	2.94	04/25/17	13:50
06							
07							
08							
09							
10							
11							
12							
13							
14							
15							
16							
17							
18							
19							
20							
21							
22							
23							
24							
25							
26							

AREA UPPER LIMIT = +100% of internal standard area
AREA LOWER LIMIT = - 50% of internal standard area
RT UPPER LIMIT = +0.50 minutes of internal standard RT
RT LOWER LIMIT = -0.50 minutes of internal standard RT

Column used to flag internal standard area values with an asterisk.
* Values outside of QC limits.

FORM VIII PCB

1D

PCB ORGANICS ANALYSIS DATA SHEET

CLIENT SAMPLE NO.

B4-1 S-1

Lab Name: Phoenix Environmental Client: NETC

Lab Code: Phoenix Instr: ECD1 Column.: RTX-440 0.32 SDG No.: GBY06958

Matrix: (soil/water) SOIL Lab Sample ID: BY06958

Sample wt/vol: 15.3 (g/mL) g Lab File ID: 501A019

% Moisture: 21 decanted: (Y/N) N Date Received: 04/19/17

Extraction: (SepF/Cont/ASE) 3545 Date Extracted: 04/28/17

Concentrated Extract Volume: 5000 (uL) Date Analyzed: 05/01/17

Injection Volume: 1 (uL) Dilution Factor: 2

CONCENTRATION UNITS:
(mg/L or mg/Kg) ug/Kg

CAS NO.	COMPOUND	CF	CONC	P/C	Q	MDL	PQL
12674-11-2	Aroclor-1016	NA	83	C	U	83	83
11104-28-2	Aroclor-1221	NA	83	C	U	83	83
11141-16-5	Aroclor-1232	NA	83	C	U	83	83
53469-21-9	Aroclor-1242	NA	83	C	U	83	83
12672-29-6	Aroclor-1248	NA	83	C	U	83	83
11097-69-1	Aroclor-1254	MC	260	P		83	83
11096-82-5	Aroclor-1260	NA	83	C	U	83	83
37324-23-5	Aroclor-1262	NA	83	C	U	83	83
11100-14-4	Aroclor-1268	NA	83	C	U	83	83
2051-24-3	Decachlorobiphenyl	NA	Interference	C		%	%
877-09-8	Tetrachloro-m-xylene	1.548	97	C		%	%

11097-69-1 Sample Result Calc: ((318.283raw * 2df * 5fv) / (15.30wt-vol * 0.79%sol) = 260

Both channels need to have the compound detected for a concentration to be reported on either channel.
U1=Due to matrix interference and/or the presence of a large amount of non-target material, the reporting level for this compound has been elevated.
U2=The presence of this compound was not confirmed by the analyst based on the characteristic pattern matching of multi-component parameters, retention time, and/or peak shape.

P/C: P=Primary Result C=Confirmation Result X=Not Used CF=Calculated Calibration/Response Factor MC=Multi-Component

1D

PCB ORGANICS ANALYSIS DATA SHEET

CLIENT SAMPLE NO.

B4-1 S-1

Lab Name: Phoenix Environmental Client: NETC

Lab Code: Phoenix Instr: ECD1 Column.: Rxi-Sil MS 0.32 SDG No.: GBY06958

Matrix: (soil/water) SOIL Lab Sample ID: BY06958

Sample wt/vol: 15.3 (g/mL) g Lab File ID: 501B019

% Moisture: 21 decanted: (Y/N) N Date Received: 04/19/17

Extraction: (SepF/Cont/ASE) 3545 Date Extracted: 04/28/17

Concentrated Extract Volume: 5000 (uL) Date Analyzed: 05/01/17

Injection Volume: 1 (uL) Dilution Factor: 2

CONCENTRATION UNITS:
(mg/L or mg/Kg) ug/Kg

CAS NO.	COMPOUND	CF	CONC	P/C	Q	MDL	PQL
12674-11-2	Aroclor-1016	NA	83	P	U	83	83
11104-28-2	Aroclor-1221	NA	83	P	U	83	83
11141-16-5	Aroclor-1232	NA	83	P	U	83	83
53469-21-9	Aroclor-1242	NA	83	P	U	83	83
12672-29-6	Aroclor-1248	NA	83	P	U	83	83
11097-69-1	Aroclor-1254	MC	210	C		83	83
11096-82-5	Aroclor-1260	NA	83	P	U	83	83
37324-23-5	Aroclor-1262	NA	83	P	U	83	83
11100-14-4	Aroclor-1268	NA	83	P	U	83	83
2051-24-3	Decachlorobiphenyl	NA	Interference	P		%	%
877-09-8	Tetrachloro-m-xylene	1.555	88	P		%	%

11097-69-1 Sample Result Calc: ((258.139raw * 2df * 5fv) / (15.30wt-vol * 0.79%sol) = 210

Both channels need to have the compound detected for a concentration to be reported on either channel.
U1=Due to matrix interference and/or the presence of a large amount of non-target material, the reporting level for this compound has been elevated.
U2=The presence of this compound was not confirmed by the analyst based on the characteristic pattern matching of multi-component parameters, retention time, and/or peak shape.

P/C: P=Primary Result C=Confirmation Result X=Not Used CF=Calculated Calibration/Response Factor MC=Multi-Component

CLIENT SAMPLE NO

B4-1 S-1

PCB IDENTIFICATION SUMMARY

Lab Name: Phoenix Environmental Labs Client: NETC

Lab Code: Phoenix Lab File ID: 501A019 | 501B019 SDG No.: GBY06958

Lab SampleID: BY06958 Instrument ID: ECD1 Date Analyzed: 5/1/17 14:17

GC Column(A): RTX-440 ID: 0.32 (mm) GC Column(B): Rxi-Sil MS ID: 0.32 (mm)

ANALYTE	COL	RT	RT WINDOW FROM	RT WINDOW TO	CALCULATED CONC	CF	%RPD	*
Aroclor 1254-1	A	9.45	9.40	9.50	230	0.061	NA	
	B	10.06	10.00	10.10	180	0.075		
Aroclor 1254-2	A	9.95	9.91	10.01	350	0.077	NA	
	B	10.36	10.31	10.41	160	0.074		
Aroclor 1254-3	A	10.68	10.61	10.71	Not Used		NA	
	B	11.26	11.21	11.31	300	0.119		
Aroclor 1254-4	A	11.27	11.22	11.32	270	0.091	NA	
	B	11.58	11.52	11.62	Not Used			
Aroclor 1254-5	A	12.12	12.07	12.17	210	0.119	NA	
	B	12.68	12.60	12.70	Not Used			
Aroclor-1254	A				260		21.3	
	B				210			

Client Id: B4-1 S-1

Software Version: 4.1<1L22>
Date: 5/1/2017 03:02 PM
Sample Name : 06958 2x cu
Data File : E:\TC2017\ECD1\05-MAY\501A019.RAW Date: 5/1/2017 02:17 PM
Sequence File: E:\TC2017\ECD1\05-MAY\PCBSEQ.SEQ Cycle: 19 Channel : A
Instrument : AUTO_ECD1 Rack/Vial: 0/16 Operator:
Sample Amount : 1.0000 Dilution Factor : 1.00

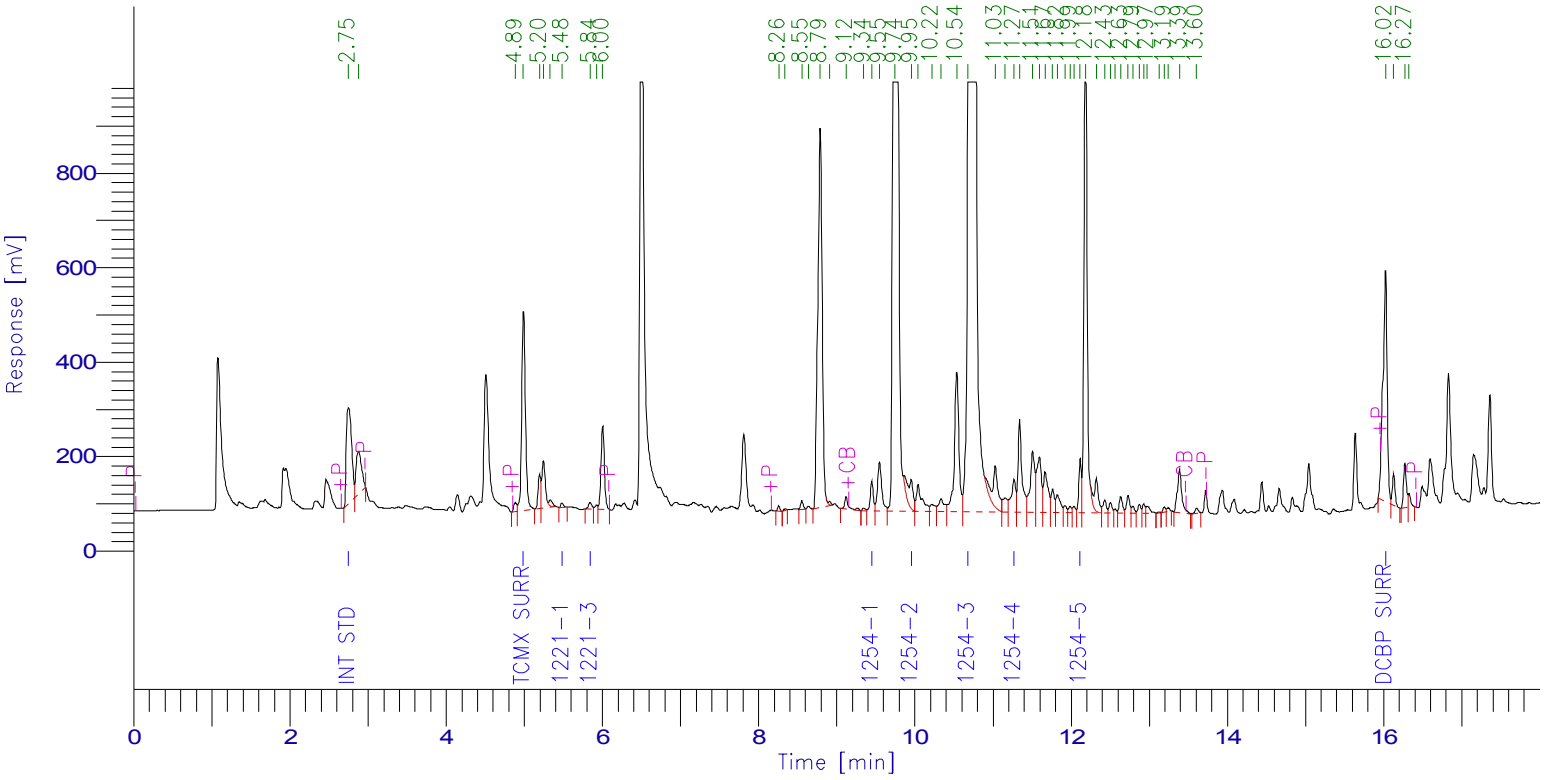

PCB Report

Time [min]	Component Name	Raw Amount	Area [µV·s]	Surrogate SM/WM	Surrogate QC / SL	Spike Rec Soils (%)	Spike Rec Water (%)
2.752	Int Std	100.0000	956744.12	250.0000	100.0000	40.0000	20.0000
4.989	TCMX SURR	97.1836	1439049.01	242.9590	97.1836	38.8734	19.4367
5.483	1221-1	91.5914	23753.38	228.9785	91.5914	36.6366	18.3183
5.703	1221-2	0.0000	0.00	0.0000	0.0000	0.0000	0.0000
5.843	1221-3	77.0351	42970.59	192.5876	77.0351	30.8140	15.4070
9.447	1254-1	281.7652	165667.86	704.4130	281.7652	112.7061	56.3530
9.953	1254-2	420.5001	310278.45	1051.2503	420.5001	168.2001	84.1000
10.680	1254-3	8426.0009	8613873.08	21065.0023	8426.0009	3370.4004	1685.2002
11.268	1254-4	320.3306	280346.74	800.8266	320.3306	128.1323	64.0661
12.115	1254-5	250.5370	284788.66	626.3425	250.5370	100.2148	50.1074
16.024	DCBP SURR	189.7319	1823780.01	474.3296	189.7319	75.8927	37.9464
		10254.6758	13941251.90				

Client Id: B4-1 S-1

Software Version: 4.1<1L22>
Date: 5/1/2017 03:03 PM
Sample Name : 06958 2x cu
Data File : E:\TC2017\ECD1\05-MAY\501B019.RAW Date: 5/1/2017 02:17 PM
Sequence File: E:\TC2017\ECD1\05-MAY\PCBSEQ.SEQ Cycle: 19 Channel : B
Instrument : AUTO_ECD1 Rack/Vial: 0/16 Operator:
Sample Amount : 1.0000 Dilution Factor : 1.00

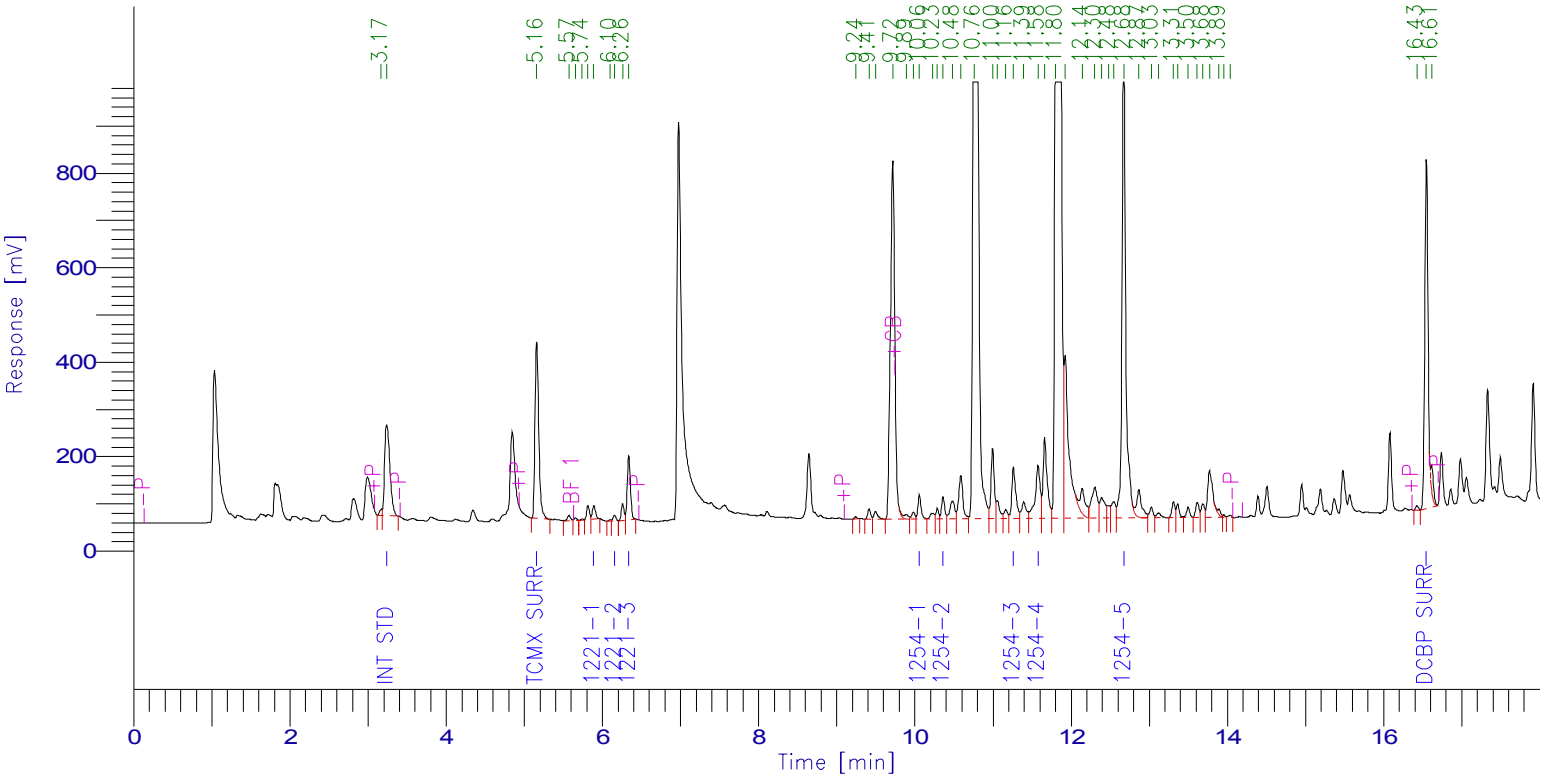

PCB Report

Time [min]	Component Name	Raw Amount	Area [µV·s]	Surrogate SM/WM	Surrogate QC / SL	Spike Rec Soils (%)	Spike Rec Water (%)
3.239	Int Std	100.0000	901786.98	250.0000	100.0000	40.0000	20.0000
5.159	TCMX SURR	88.0275	1234391.12	220.0688	88.0275	35.2110	17.6055
5.890	1221-1	340.1435	79463.80	850.3587	340.1435	136.0574	68.0287
6.155	1221-2	233.6374	32242.96	584.0936	233.6374	93.4550	46.7275
6.338	1221-3	643.5161	376849.51	1608.7903	643.5161	257.4065	128.7032
10.056	1254-1	217.0693	146070.60	542.6733	217.0693	86.8277	43.4139
10.359	1254-2	195.0646	130858.98	487.6615	195.0646	78.0258	39.0129
11.260	1254-3	362.2832	390196.00	905.7079	362.2832	144.9133	72.4566
11.575	1254-4	965.2728	504547.19	2413.1821	965.2728	386.1091	193.0546
12.675	1254-5	3654.6598	3417305.47	9136.6496	3654.6598	1461.8639	730.9320
16.546	DCBP SURR	228.6696	2231618.35	571.6740	228.6696	91.4678	45.7339
		7028.3439	9445330.95				

1D

PCB ORGANICS ANALYSIS DATA SHEET

CLIENT SAMPLE NO.

B4-1 S-2

Lab Name: Phoenix Environmental Client: NETC

Lab Code: Phoenix Instr: ECD1 Column.: RTX-440 0.32 SDG No.: GBY06958

Matrix: (soil/water) SOIL Lab Sample ID: BY06959

Sample wt/vol: 15.1 (g/mL) g Lab File ID: 427A010

% Moisture: 21 decanted: (Y/N) N Date Received: 04/19/17

Extraction: (SepF/Cont/ASE) 3545 Date Extracted: 04/24/17

Concentrated Extract Volume: 5000 (uL) Date Analyzed: 04/27/17

Injection Volume: 1 (uL) Dilution Factor: 2

CONCENTRATION UNITS:
(mg/L or mg/Kg) ug/Kg

CAS NO.	COMPOUND	CF	CONC	P/C	Q	MDL	PQL
12674-11-2	Aroclor-1016	NA	84	P	U	84	84
11104-28-2	Aroclor-1221	NA	84	P	U	84	84
11141-16-5	Aroclor-1232	NA	84	P	U	84	84
53469-21-9	Aroclor-1242	NA	84	P	U	84	84
12672-29-6	Aroclor-1248	NA	84	P	U	84	84
11097-69-1	Aroclor-1254	NA	84	P	U	84	84
11096-82-5	Aroclor-1260	NA	84	P	U	84	84
37324-23-5	Aroclor-1262	NA	84	P	U	84	84
11100-14-4	Aroclor-1268	NA	84	P	U	84	84
2051-24-3	Decachlorobiphenyl	1.005	77	P		%	%
877-09-8	Tetrachloro-m-xylene	1.548	69	P		%	%

11100-14-4 Sample PQL Calc: (100raw * 2df * 5fv) / (15.10wt-vol * 0.79%sol) = 84

Both channels need to have the compound detected for a concentration to be reported on either channel.
U1=Due to matrix interference and/or the presence of a large amount of non-target material, the reporting level for this compound has been elevated.
U2=The presence of this compound was not confirmed by the analyst based on the characteristic pattern matching of multi-component parameters, retention time, and/or peak shape.

P/C: P=Primary Result C=Confirmation Result X=Not Used CF=Calculated Calibration/Response Factor MC=Multi-Component

1D

PCB ORGANICS ANALYSIS DATA SHEET

CLIENT SAMPLE NO.

B4-1 S-2

Lab Name: Phoenix Environmental Client: NETC

Lab Code: Phoenix Instr: ECD1 Column.: Rxi-Sil MS 0.32 SDG No.: GBY06958

Matrix: (soil/water) SOIL Lab Sample ID: BY06959

Sample wt/vol: 15.1 (g/mL) g Lab File ID: 427B010

% Moisture: 21 decanted: (Y/N) N Date Received: 04/19/17

Extraction: (SepF/Cont/ASE) 3545 Date Extracted: 04/24/17

Concentrated Extract Volume: 5000 (uL) Date Analyzed: 04/27/17

Injection Volume: 1 (uL) Dilution Factor: 2

CONCENTRATION UNITS:
(mg/L or mg/Kg) ug/Kg

CAS NO.	COMPOUND	CF	CONC	P/C	Q	MDL	PQL
12674-11-2	Aroclor-1016	NA	84	C	U	84	84
11104-28-2	Aroclor-1221	NA	84	C	U	84	84
11141-16-5	Aroclor-1232	NA	84	C	U	84	84
53469-21-9	Aroclor-1242	NA	84	C	U	84	84
12672-29-6	Aroclor-1248	NA	84	C	U	84	84
11097-69-1	Aroclor-1254	NA	84	C	U	84	84
11096-82-5	Aroclor-1260	NA	84	C	U	84	84
37324-23-5	Aroclor-1262	NA	84	C	U	84	84
11100-14-4	Aroclor-1268	NA	84	C	U	84	84
2051-24-3	Decachlorobiphenyl	1.082	72	C		%	%
877-09-8	Tetrachloro-m-xylene	1.555	62	C		%	%

11100-14-4 Sample PQL Calc: (100raw * 2df * 5fv) / (15.10wt-vol * 0.79%sol) = 84

Both channels need to have the compound detected for a concentration to be reported on either channel.
U1=Due to matrix interference and/or the presence of a large amount of non-target material, the reporting level for this compound has been elevated.
U2=The presence of this compound was not confirmed by the analyst based on the characteristic pattern matching of multi-component parameters, retention time, and/or peak shape.

P/C: P=Primary Result C=Confirmation Result X=Not Used CF=Calculated Calibration/Response Factor MC=Multi-Component

Client Id: B4-1 S-2

Software Version: 4.1<1L22>
Date: 4/27/2017 03:37 PM
Sample Name : 06959 2X CU
Data File : E:\TC2017\ECD1\04-APR\427A010.RAW Date: 4/27/2017 12:55 PM
Sequence File: E:\TC2017\ECD1\04-APR\PCBSEQ.SEQ Cycle: 723 Channel : A
Instrument : AUTO_ECD1 Rack/Vial: 0/8 Operator:
Sample Amount : 1.0000 Dilution Factor : 1.00

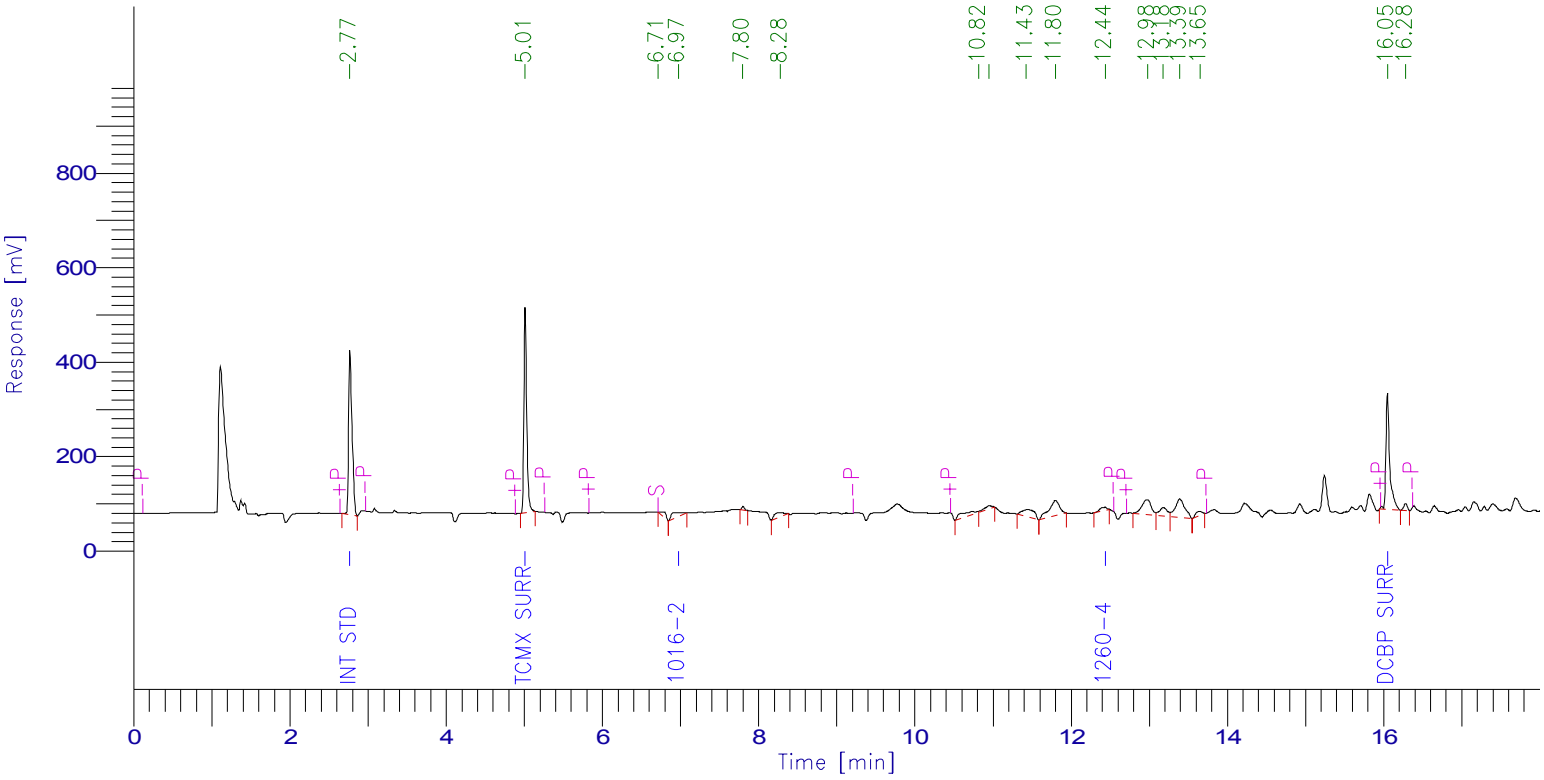

PCB Report

Time [min]	Component Name	Raw Amount	Area [µV·s]	Surrogate SM/WM	Surrogate QC / SL	Spike Rec Soils (%)	Spike Rec Water (%)
2.768	Int Std	100.0000	1051125.52	250.0000	100.0000	40.0000	20.0000
5.011	TCMX SURR	69.2753	1127034.49	173.1882	69.2753	27.7101	13.8551
5.877	1016-1	0.0000	0.00	0.0000	0.0000	0.0000	0.0000
6.973	1016-2	183.4434	100475.71	458.6084	183.4434	73.3773	36.6887
7.656	1016-3	0.0000	0.00	0.0000	0.0000	0.0000	0.0000
7.969	1016-4	0.0000	0.00	0.0000	0.0000	0.0000	0.0000
8.640	1016-5	0.0000	0.00	0.0000	0.0000	0.0000	0.0000
11.037	1260-1	0.0000	0.00	0.0000	0.0000	0.0000	0.0000
12.115	1260-2	0.0000	0.00	0.0000	0.0000	0.0000	0.0000
12.324	1260-3	0.0000	0.00	0.0000	0.0000	0.0000	0.0000
12.435	1260-4	110.9403	43240.71	277.3508	110.9403	44.3761	22.1881
12.729	1260-5	0.0000	0.00	0.0000	0.0000	0.0000	0.0000
16.047	DCBP SURR	77.3602	817026.69	193.4005	77.3602	30.9441	15.4720
		541.0192	3138903.12				

Client Id: B4-1 S-2

Software Version: 4.1<1L22>
Date: 4/27/2017 03:38 PM
Sample Name : 06959 2X CU
Data File : E:\TC2017\ECD1\04-APR\427B010.RAW Date: 4/27/2017 12:55 PM
Sequence File: E:\TC2017\ECD1\04-APR\PCBSEQ.SEQ Cycle: 723 Channel : B
Instrument : AUTO_ECD1 Rack/Vial: 0/8 Operator:
Sample Amount : 1.0000 Dilution Factor : 1.00

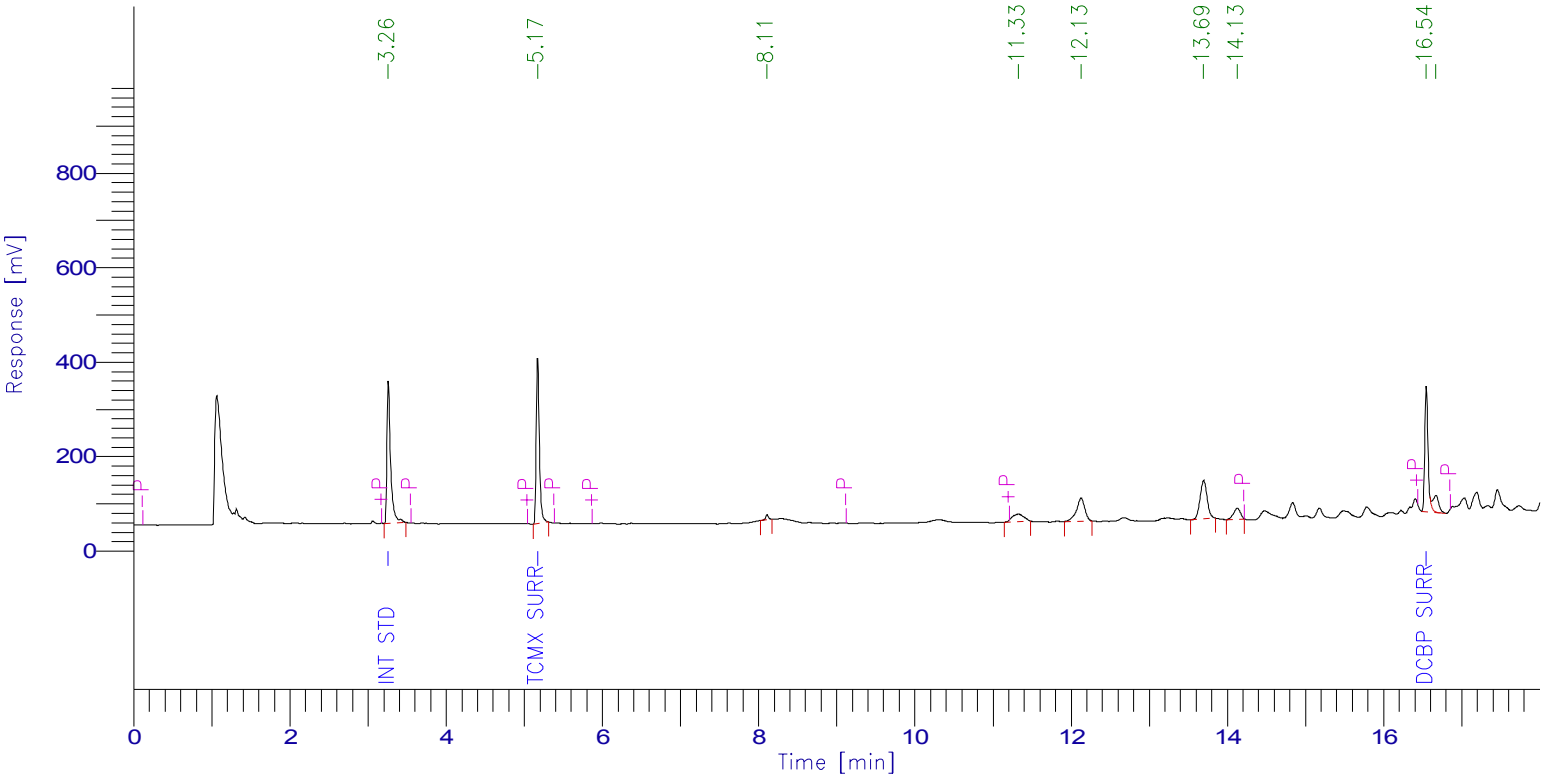

PCB Report

Time [min]	Component Name	Raw Amount	Area [µV·s]	Surrogate SM/WM	Surrogate QC / SL	Spike Rec Soils (%)	Spike Rec Water (%)
3.259	Int Std	100.0000	997872.63	250.0000	100.0000	40.0000	20.0000
5.171	TCMX SURR	62.3921	968149.42	155.9803	62.3921	24.9568	12.4784
6.345	1016-1	0.0000	0.00	0.0000	0.0000	0.0000	0.0000
7.165	1016-2	0.0000	0.00	0.0000	0.0000	0.0000	0.0000
8.309	1016-3	0.0000	0.00	0.0000	0.0000	0.0000	0.0000
8.577	1016-4	0.0000	0.00	0.0000	0.0000	0.0000	0.0000
8.724	1016-5	0.0000	0.00	0.0000	0.0000	0.0000	0.0000
11.592	1260-1	0.0000	0.00	0.0000	0.0000	0.0000	0.0000
11.950	1260-2	0.0000	0.00	0.0000	0.0000	0.0000	0.0000
12.761	1260-3	0.0000	0.00	0.0000	0.0000	0.0000	0.0000
12.866	1260-4	0.0000	0.00	0.0000	0.0000	0.0000	0.0000
13.327	1260-5	0.0000	0.00	0.0000	0.0000	0.0000	0.0000
16.543	DCBP SURR	71.7018	774368.83	179.2546	71.7018	28.6807	14.3404
		234.0940	2740390.88				

1D

PCB ORGANICS ANALYSIS DATA SHEET

CLIENT SAMPLE NO.

B3-2 S-1

Lab Name: Phoenix Environmental Client: NETC

Lab Code: Phoenix Instr: ECD3 Column.: RTX-440 0.32 SDG No.: GBY06958

Matrix: (soil/water) SOIL Lab Sample ID: BY06961

Sample wt/vol: 15.16 (g/mL) g Lab File ID: 426A014

% Moisture: 22 decanted: (Y/N) N Date Received: 04/19/17

Extraction: (SepF/Cont/ASE) 3545 Date Extracted: 04/24/17

Concentrated Extract Volume: 5000 (uL) Date Analyzed: 04/26/17

Injection Volume: 1 (uL) Dilution Factor: 10

CONCENTRATION UNITS:
(mg/L or mg/Kg) ug/Kg

CAS NO.	COMPOUND	CF	CONC	P/C	Q	MDL	PQL
12674-11-2	Aroclor-1016	NA	420	P	U	420	420
11104-28-2	Aroclor-1221	NA	420	P	U	420	420
11141-16-5	Aroclor-1232	NA	420	P	U	420	420
53469-21-9	Aroclor-1242	NA	420	P	U	420	420
12672-29-6	Aroclor-1248	NA	420	P	U	420	420
11097-69-1	Aroclor-1254	MC	840	P		420	420
11096-82-5	Aroclor-1260	NA	420	P	U	420	420
37324-23-5	Aroclor-1262	NA	420	P	U	420	420
11100-14-4	Aroclor-1268	NA	420	P	U	420	420
2051-24-3	Decachlorobiphenyl	1.403	117	P		%	%
877-09-8	Tetrachloro-m-xylene	1.384	29	C		%	%

11097-69-1 Sample Result Calc: ((199.014raw * 10df * 5fv) / (15.16wt-vol * 0.78%sol) = 840

Both channels need to have the compound detected for a concentration to be reported on either channel.
U1=Due to matrix interference and/or the presence of a large amount of non-target material, the reporting level for this compound has been elevated.
U2=The presence of this compound was not confirmed by the analyst based on the characteristic pattern matching of multi-component parameters, retention time, and/or peak shape.

P/C: P=Primary Result C=Confirmation Result X=Not Used CF=Calculated Calibration/Response Factor MC=Multi-Component

1D

PCB ORGANICS ANALYSIS DATA SHEET

CLIENT SAMPLE NO.

B3-2 S-1

Lab Name: Phoenix Environmental Client: NETC

Lab Code: Phoenix Instr: ECD3 Column.: Rxi-35sil ms 0.32 SDG No.: GBY06958

Matrix: (soil/water) SOIL Lab Sample ID: BY06961

Sample wt/vol: 15.16 (g/mL) g Lab File ID: 426B014

% Moisture: 22 decanted: (Y/N) N Date Received: 04/19/17

Extraction: (SepF/Cont/ASE) 3545 Date Extracted: 04/24/17

Concentrated Extract Volume: 5000 (uL) Date Analyzed: 04/26/17

Injection Volume: 1 (uL) Dilution Factor: 10

CONCENTRATION UNITS:
(mg/L or mg/Kg) ug/Kg

CAS NO.	COMPOUND	CF	CONC	P/C	Q	MDL	PQL
12674-11-2	Aroclor-1016	NA	420	C	U	420	420
11104-28-2	Aroclor-1221	NA	420	C	U	420	420
11141-16-5	Aroclor-1232	NA	420	C	U	420	420
53469-21-9	Aroclor-1242	NA	420	C	U	420	420
12672-29-6	Aroclor-1248	NA	420	C	U	420	420
11097-69-1	Aroclor-1254	MC	800	C		420	420
11096-82-5	Aroclor-1260	NA	420	C	U	420	420
37324-23-5	Aroclor-1262	NA	420	C	U	420	420
11100-14-4	Aroclor-1268	NA	420	C	U	420	420
2051-24-3	Decachlorobiphenyl	1.282	123	C		%	%
877-09-8	Tetrachloro-m-xylene	1.401	38	P		%	%

11097-69-1 Sample Result Calc: ((190.149raw * 10df * 5fv) / (15.16wt-vol * 0.78%sol) = 800

Both channels need to have the compound detected for a concentration to be reported on either channel.
U1=Due to matrix interference and/or the presence of a large amount of non-target material, the reporting level for this compound has been elevated.
U2=The presence of this compound was not confirmed by the analyst based on the characteristic pattern matching of multi-component parameters, retention time, and/or peak shape.

P/C: P=Primary Result C=Confirmation Result X=Not Used CF=Calculated Calibration/Response Factor MC=Multi-Component

CLIENT SAMPLE NO

B3-2 S-1

PCB IDENTIFICATION SUMMARY

Lab Name: Phoenix Environmental Labs Client: NETC

Lab Code: Phoenix Lab File ID: 426A014 | 426B014 SDG No.: GBY06958

Lab SampleID: BY06961 Instrument ID: ECD3 Date Analyzed: 4/26/17 14:22

GC Column(A): RTX-440 ID: 0.32 (mm) GC Column(B): Rxi-35sil ms ID: 0.32 (mm)

ANALYTE	COL	RT	RT WINDOW FROM	RT WINDOW TO	CALCULATED CONC	CF	%RPD	*
Aroclor 1254-1	A	8.26	8.21	8.31	710	0.047	NA	
	B	9.14	9.09	9.19	640	0.067		
Aroclor 1254-2	A	8.77	8.72	8.82	900	0.061	NA	
	B	9.46	9.41	9.51	910	0.064		
Aroclor 1254-3	A	9.44	9.42	9.52	Not Used		NA	
	B	10.33	10.29	10.39	660	0.103		
Aroclor 1254-4	A	10.06	10.01	10.11	1000	0.069	NA	
	B	10.84	10.74	10.84	Not Used			
Aroclor 1254-5	A	10.88	10.84	10.94	730	0.102	NA	
	B	11.72	11.67	11.77	1000	0.099		
Aroclor-1254	A				840		NC	
	B				800			

%RPD must be less than or equal to 40% (*) Criteria exceeded.

NC - (No Criteria) %RPD is not calculated when either result is less than 2 times the reporting level.

CF = Calculated Calibration/Response Factor

FORM X PCB

Client Id: B3-2 S-1

Software Version: 4.1<1L22>
Date: 4/26/2017 09:56 PM
Sample Name : 06961 10XF 5GF
Data File : E:\TC2017\ECD3\04-APR\426A014.RAW Date: 4/26/2017 02:22 PM
Sequence File: E:\TC2017\ECD3\04-APR\PCB.SEQ Cycle: 496 Channel : A
Instrument : AUTO_ECD3 Rack/Vial: 0/12 Operator:
Sample Amount : 1.0000 Dilution Factor : 1.00

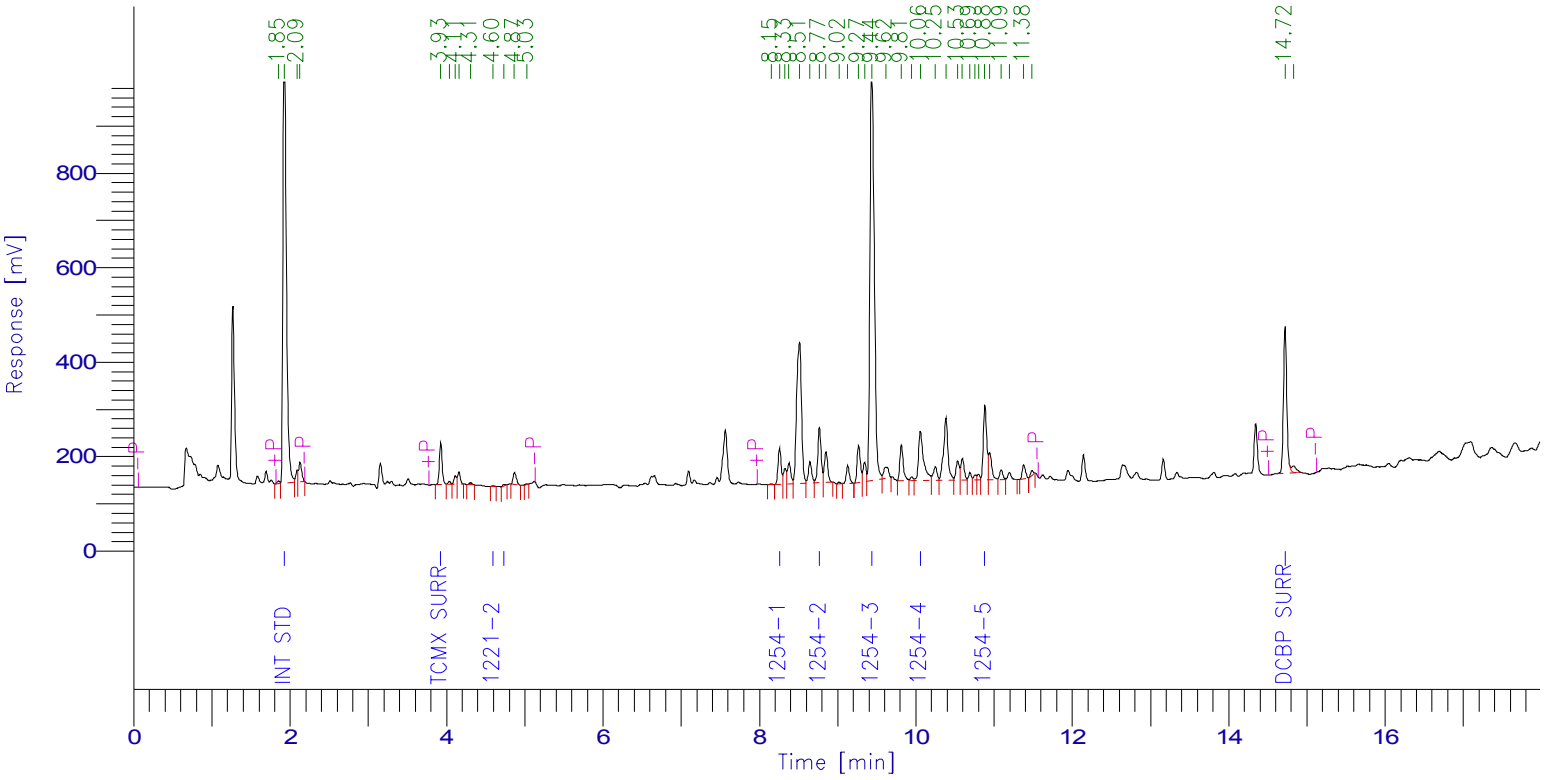

PCB Report

Time [min]	Component Name	Raw Amount	Area [µV·s]	Surrogate SM/WM	Surrogate QC / SL	Spike Rec Soils (%)	Spike Rec Water (%)
1.928	Int Std	100.0000	2759280.17	250.0000	100.0000	40.0000	20.0000
3.926	TCMX SURR	5.8196	222176.66	14.5490	5.8196	2.3278	1.1639
4.442	1221-1	0.0000	0.00	0.0000	0.0000	0.0000	0.0000
4.595	1221-2	9.2107	3832.14	23.0268	9.2107	3.6843	1.8421
4.738	1221-3	4.5091	6961.13	11.2728	4.5091	1.8037	0.9018
8.257	1254-1	167.6188	215293.61	419.0470	167.6188	67.0475	33.5238
8.767	1254-2	212.0141	359454.31	530.0353	212.0141	84.8056	42.4028
9.437	1254-3	1346.8819	3270605.86	3367.2047	1346.8819	538.7528	269.3764
10.056	1254-4	243.6982	466987.49	609.2456	243.6982	97.4793	48.7396
10.882	1254-5	172.7236	485003.80	431.8091	172.7236	69.0895	34.5447
14.720	DCBP SURR	23.3961	905982.96	58.4902	23.3961	9.3584	4.6792
		2285.8721	8695578.14				

Client Id: B3-2 S-1

Software Version: 4.1<1L22>
Date: 4/26/2017 09:55 PM
Sample Name : 06961 10XF 5GF
Data File : E:\TC2017\ECD3\04-APR\426B014.RAW Date: 4/26/2017 02:22 PM
Sequence File: E:\TC2017\ECD3\04-APR\PCB.SEQ Cycle: 496 Channel : B
Instrument : AUTO_ECD3 Rack/Vial: 0/12 Operator:
Sample Amount : 1.0000 Dilution Factor : 1.00

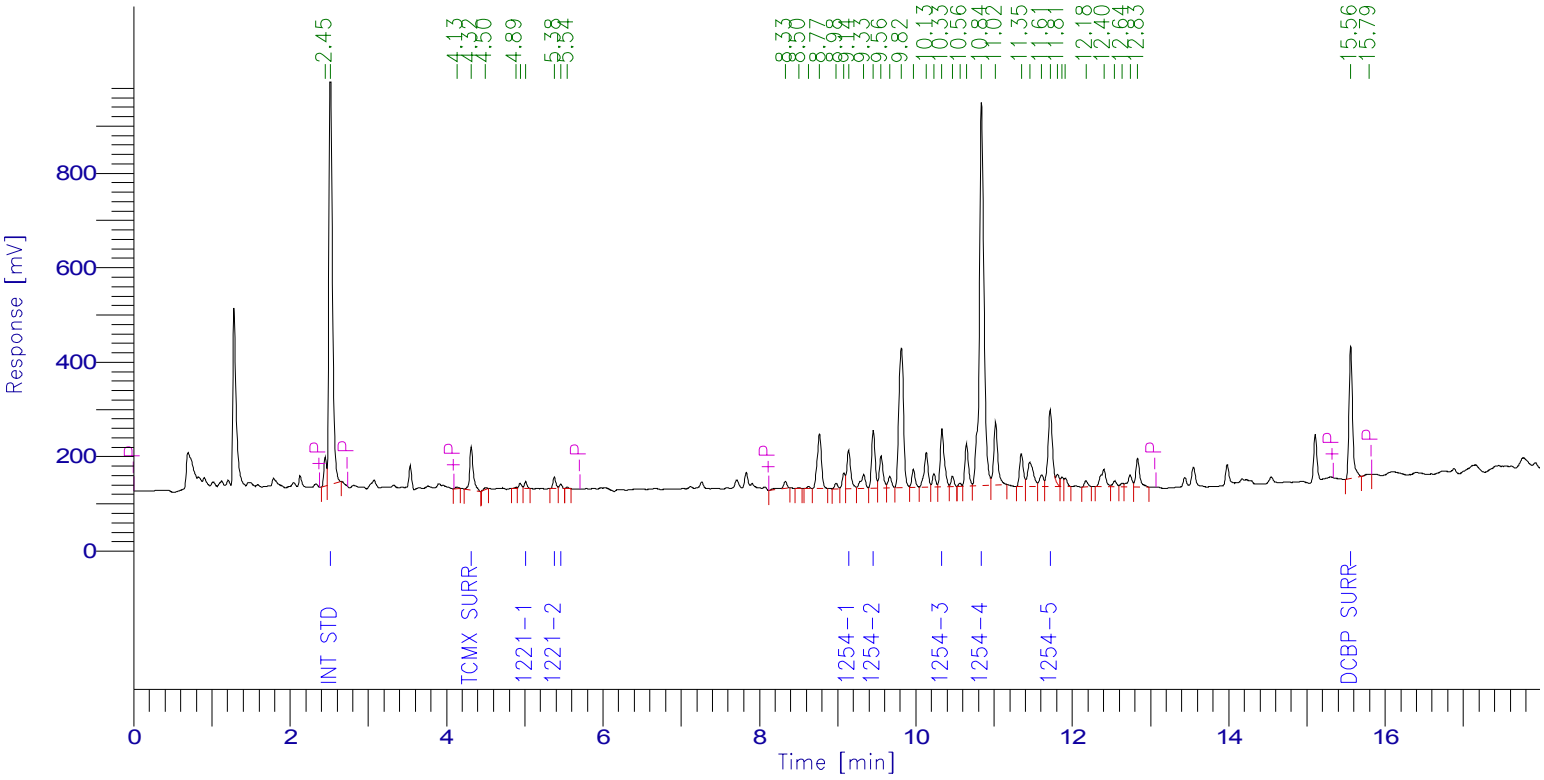

PCB Report

Time [min]	Component Name	Raw Amount	Area [µV·s]	Surrogate SM/WM	Surrogate QC / SL	Spike Rec Soils (%)	Spike Rec Water (%)
2.515	Int Std	100.0000	2751769.58	250.0000	100.0000	40.0000	20.0000
4.317	TCMX SURR	7.5419	290759.11	18.8549	7.5419	3.0168	1.5084
5.012	1221-1	52.6316	35200.96	131.5790	52.6316	21.0526	10.5263
5.379	1221-2	144.9395	66621.99	362.3488	144.9395	57.9758	28.9879
5.460	1221-3	12.8596	23596.68	32.1490	12.8596	5.1438	2.5719
9.141	1254-1	152.2928	280327.01	380.7319	152.2928	60.9171	30.4586
9.455	1254-2	214.8274	380001.53	537.0684	214.8274	85.9309	42.9655
10.334	1254-3	156.3158	443805.64	390.7895	156.3158	62.5263	31.2632
10.839	1254-4	1880.2942	3314537.85	4700.7355	1880.2942	752.1177	376.0588
11.717	1254-5	237.1587	646983.80	592.8967	237.1587	94.8635	47.4317
15.559	DCBP SURR	24.5299	865494.53	61.3249	24.5299	9.8120	4.9060
		2983.3914	9099098.66				

1D

PCB ORGANICS ANALYSIS DATA SHEET

CLIENT SAMPLE NO.

B3-2 S-2

Lab Name: Phoenix Environmental Client: NETC

Lab Code: Phoenix Instr: ECD1 Column.: RTX-440 0.32 SDG No.: GBY06958

Matrix: (soil/water) SOIL Lab Sample ID: BY06962

Sample wt/vol: 15.31 (g/mL) g Lab File ID: 427A007

% Moisture: 24 decanted: (Y/N) N Date Received: 04/19/17

Extraction: (SepF/Cont/ASE) 3545 Date Extracted: 04/24/17

Concentrated Extract Volume: 5000 (uL) Date Analyzed: 04/27/17

Injection Volume: 1 (uL) Dilution Factor: 2

CONCENTRATION UNITS:
(mg/L or mg/Kg) ug/Kg

CAS NO.	COMPOUND	CF	CONC	P/C	Q	MDL	PQL
12674-11-2	Aroclor-1016	NA	86	P	U	86	86
11104-28-2	Aroclor-1221	NA	86	P	U	86	86
11141-16-5	Aroclor-1232	NA	86	P	U	86	86
53469-21-9	Aroclor-1242	NA	86	P	U	86	86
12672-29-6	Aroclor-1248	NA	86	P	U	86	86
11097-69-1	Aroclor-1254	NA	86	P	U	86	86
11096-82-5	Aroclor-1260	NA	86	P	U	86	86
37324-23-5	Aroclor-1262	NA	86	P	U	86	86
11100-14-4	Aroclor-1268	NA	86	P	U	86	86
2051-24-3	Decachlorobiphenyl	1.005	76	P		%	%
877-09-8	Tetrachloro-m-xylene	1.548	79	P		%	%

11100-14-4 Sample PQL Calc: (100raw * 2df * 5fv) / (15.31wt-vol * 0.76%sol) = 86

Both channels need to have the compound detected for a concentration to be reported on either channel.
U1=Due to matrix interference and/or the presence of a large amount of non-target material, the reporting level for this compound has been elevated.
U2=The presence of this compound was not confirmed by the analyst based on the characteristic pattern matching of multi-component parameters, retention time, and/or peak shape.

P/C: P=Primary Result C=Confirmation Result X=Not Used CF=Calculated Calibration/Response Factor MC=Multi-Component

1D

PCB ORGANICS ANALYSIS DATA SHEET

CLIENT SAMPLE NO.

B3-2 S-2

Lab Name: Phoenix Environmental Client: NETC

Lab Code: Phoenix Instr: ECD1 Column.: Rxi-Sil MS 0.32 SDG No.: GBY06958

Matrix: (soil/water) SOIL Lab Sample ID: BY06962

Sample wt/vol: 15.31 (g/mL) g Lab File ID: 427B007

% Moisture: 24 decanted: (Y/N) N Date Received: 04/19/17

Extraction: (SepF/Cont/ASE) 3545 Date Extracted: 04/24/17

Concentrated Extract Volume: 5000 (uL) Date Analyzed: 04/27/17

Injection Volume: 1 (uL) Dilution Factor: 2

CONCENTRATION UNITS:
(mg/L or mg/Kg) ug/Kg

CAS NO.	COMPOUND	CF	CONC	P/C	Q	MDL	PQL
12674-11-2	Aroclor-1016	NA	86	C	U	86	86
11104-28-2	Aroclor-1221	NA	86	C	U	86	86
11141-16-5	Aroclor-1232	NA	86	C	U	86	86
53469-21-9	Aroclor-1242	NA	86	C	U	86	86
12672-29-6	Aroclor-1248	NA	86	C	U	86	86
11097-69-1	Aroclor-1254	NA	86	C	U	86	86
11096-82-5	Aroclor-1260	NA	86	C	U	86	86
37324-23-5	Aroclor-1262	NA	86	C	U	86	86
11100-14-4	Aroclor-1268	NA	86	C	U	86	86
2051-24-3	Decachlorobiphenyl	1.082	90	C		%	%
877-09-8	Tetrachloro-m-xylene	1.555	76	C		%	%

11100-14-4 Sample PQL Calc: (100raw * 2df * 5fv) / (15.31wt-vol * 0.76%sol) = 86

Both channels need to have the compound detected for a concentration to be reported on either channel.
U1=Due to matrix interference and/or the presence of a large amount of non-target material, the reporting level for this compound has been elevated.
U2=The presence of this compound was not confirmed by the analyst based on the characteristic pattern matching of multi-component parameters, retention time, and/or peak shape.

P/C: P=Primary Result C=Confirmation Result X=Not Used CF=Calculated Calibration/Response Factor MC=Multi-Component

Client Id: B3-2 S-2

Software Version: 4.1<1L22>
Date: 4/27/2017 12:14 PM
Sample Name : 06962 2X
Data File : E:\TC2017\ECD1\04-APR\427A007.RAW Date: 4/27/2017 11:47 AM
Sequence File: E:\TC2017\ECD1\04-APR\PCBSEQ.SEQ Cycle: 720 Channel : A
Instrument : AUTO_ECD1 Rack/Vial: 0/6 Operator:
Sample Amount : 1.0000 Dilution Factor : 1.00

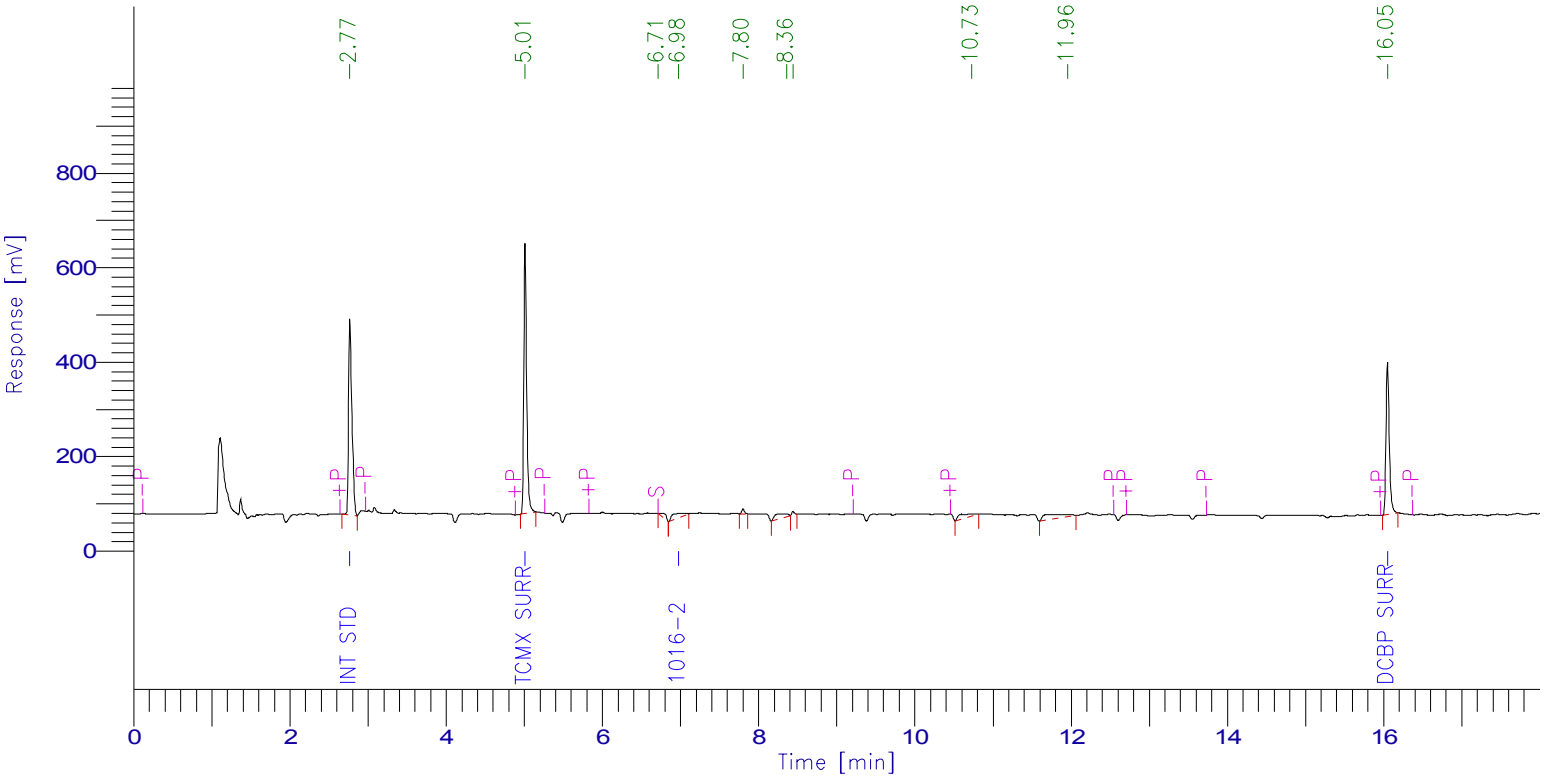

PCB Report

Time [min]	Component Name	Raw Amount	Area [µV·s]	Surrogate SM/WM	Surrogate QC / SL	Spike Rec Soils (%)	Spike Rec Water (%)
2.767	Int Std	100.0000	1221382.53	250.0000	100.0000	40.0000	20.0000
5.010	TCMX SURR	78.7771	1489209.13	196.9426	78.7771	31.5108	15.7554
5.877	1016-1	0.0000	0.00	0.0000	0.0000	0.0000	0.0000
6.977	1016-2	169.9808	108182.25	424.9520	169.9808	67.9923	33.9962
7.656	1016-3	0.0000	0.00	0.0000	0.0000	0.0000	0.0000
7.969	1016-4	0.0000	0.00	0.0000	0.0000	0.0000	0.0000
8.640	1016-5	0.0000	0.00	0.0000	0.0000	0.0000	0.0000
11.037	1260-1	0.0000	0.00	0.0000	0.0000	0.0000	0.0000
12.115	1260-2	0.0000	0.00	0.0000	0.0000	0.0000	0.0000
12.324	1260-3	0.0000	0.00	0.0000	0.0000	0.0000	0.0000
12.433	1260-4	0.0000	0.00	0.0000	0.0000	0.0000	0.0000
12.729	1260-5	0.0000	0.00	0.0000	0.0000	0.0000	0.0000
16.048	DCBP SURR	75.5114	926677.27	188.7786	75.5114	30.2046	15.1023
		424.2693	3745451.19				

Client Id: B3-2 S-2

Software Version: 4.1<1L22>
Date: 4/27/2017 12:14 PM
Sample Name : 06962 2X
Data File : E:\TC2017\ECD1\04-APR\427B007.RAW Date: 4/27/2017 11:47 AM
Sequence File: E:\TC2017\ECD1\04-APR\PCBSEQ.SEQ Cycle: 720 Channel : B
Instrument : AUTO_ECD1 Rack/Vial: 0/6 Operator:
Sample Amount : 1.0000 Dilution Factor : 1.00

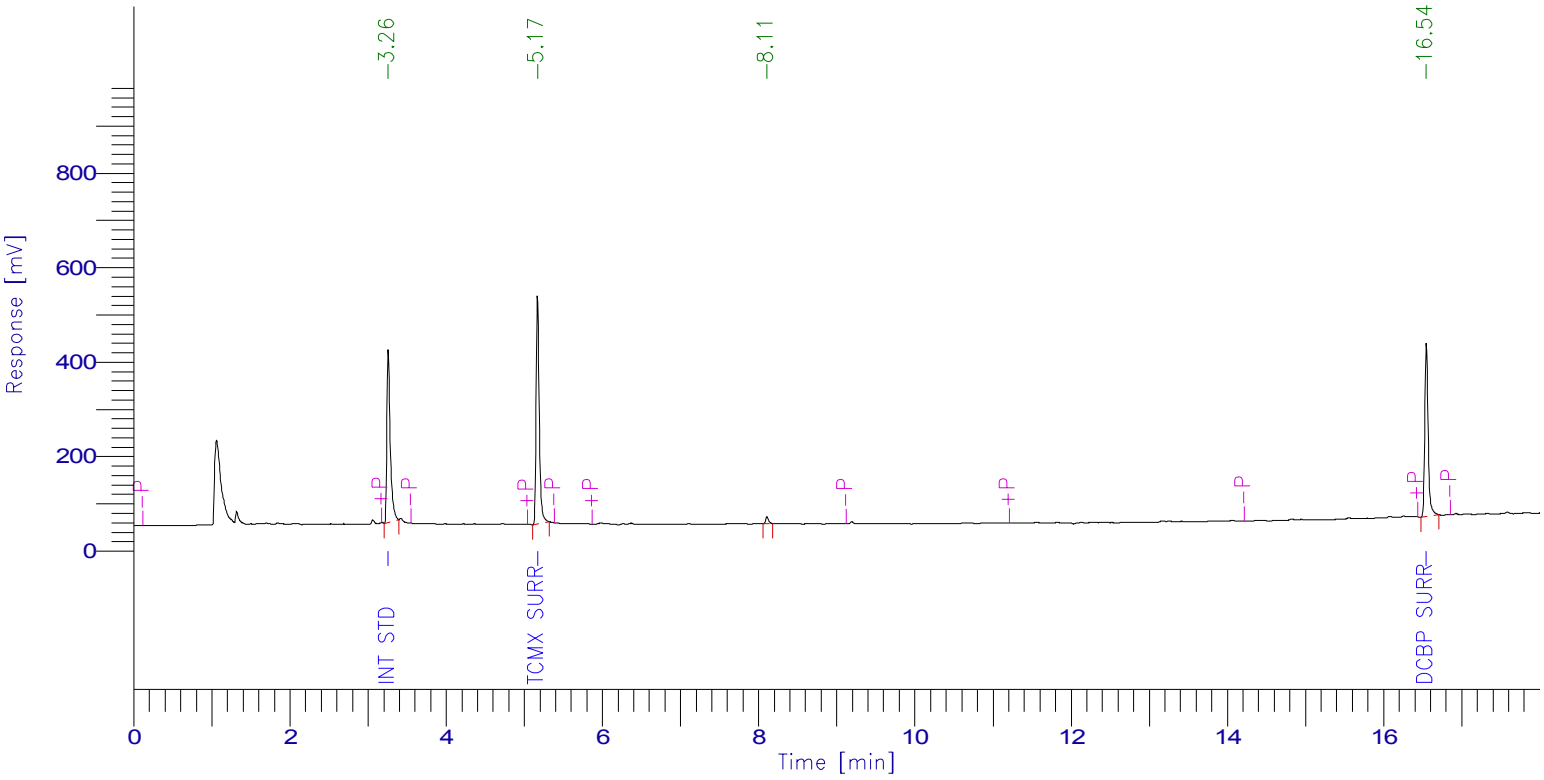

PCB Report

Time [min]	Component Name	Raw Amount	Area [µV·s]	Surrogate SM/WM	Surrogate QC / SL	Spike Rec Soils (%)	Spike Rec Water (%)
3.258	Int Std	100.0000	1120140.35	250.0000	100.0000	40.0000	20.0000
5.169	TCMX SURR	75.6342	1317432.58	189.0856	75.6342	30.2537	15.1268
6.345	1016-1	0.0000	0.00	0.0000	0.0000	0.0000	0.0000
7.165	1016-2	0.0000	0.00	0.0000	0.0000	0.0000	0.0000
8.309	1016-3	0.0000	0.00	0.0000	0.0000	0.0000	0.0000
8.577	1016-4	0.0000	0.00	0.0000	0.0000	0.0000	0.0000
8.724	1016-5	0.0000	0.00	0.0000	0.0000	0.0000	0.0000
11.592	1260-1	0.0000	0.00	0.0000	0.0000	0.0000	0.0000
11.950	1260-2	0.0000	0.00	0.0000	0.0000	0.0000	0.0000
12.761	1260-3	0.0000	0.00	0.0000	0.0000	0.0000	0.0000
12.866	1260-4	0.0000	0.00	0.0000	0.0000	0.0000	0.0000
13.327	1260-5	0.0000	0.00	0.0000	0.0000	0.0000	0.0000
16.544	DCBP SURR	89.8194	1088892.23	224.5484	89.8194	35.9277	17.9639
		265.4536	3526465.16				

1D

PCB ORGANICS ANALYSIS DATA SHEET

CLIENT SAMPLE NO.

B2-1 S-1

Lab Name: Phoenix Environmental Client: NETC

Lab Code: Phoenix Instr: ECD6 Column.: RTX-440 0.32 SDG No.: GBY06958

Matrix: (soil/water) SOIL Lab Sample ID: BY06966

Sample wt/vol: 15.22 (g/mL) g Lab File ID: 425A008

% Moisture: 17 decanted: (Y/N) N Date Received: 04/19/17

Extraction: (SepF/Cont/ASE) 3545 Date Extracted: 04/24/17

Concentrated Extract Volume: 5000 (uL) Date Analyzed: 04/25/17

Injection Volume: 1 (uL) Dilution Factor: 20

CONCENTRATION UNITS:
(mg/L or mg/Kg) ug/Kg

CAS NO.	COMPOUND	CF	CONC	P/C	Q	MDL	PQL
12674-11-2	Aroclor-1016	NA	790	C	U	790	790
11104-28-2	Aroclor-1221	NA	790	C	U	790	790
11141-16-5	Aroclor-1232	NA	790	C	U	790	790
53469-21-9	Aroclor-1242	NA	790	C	U	790	790
12672-29-6	Aroclor-1248	NA	790	C	U	790	790
11097-69-1	Aroclor-1254	MC	1100	C		790	790
11096-82-5	Aroclor-1260	NA	790	C	U	790	790
37324-23-5	Aroclor-1262	NA	790	C	U	790	790
11100-14-4	Aroclor-1268	NA	790	C	U	790	790
2051-24-3	Decachlorobiphenyl	1.529	98	C		%	%
877-09-8	Tetrachloro-m-xylene	1.208	154	C		%	%

11097-69-1 Sample Result Calc: ((142.17raw * 20df * 5fv) / (15.22wt-vol * 0.83%sol) = 1100

Both channels need to have the compound detected for a concentration to be reported on either channel.
U1=Due to matrix interference and/or the presence of a large amount of non-target material, the reporting level for this compound has been elevated.
U2=The presence of this compound was not confirmed by the analyst based on the characteristic pattern matching of multi-component parameters, retention time, and/or peak shape.

P/C: P=Primary Result C=Confirmation Result X=Not Used CF=Calculated Calibration/Response Factor MC=Multi-Component

1D

PCB ORGANICS ANALYSIS DATA SHEET

CLIENT SAMPLE NO.

B2-1 S-1

Lab Name: Phoenix Environmental Client: NETC

Lab Code: Phoenix Instr: ECD6 Column.: CLP 0.32 SDG No.: GBY06958

Matrix: (soil/water) SOIL Lab Sample ID: BY06966

Sample wt/vol: 15.22 (g/mL) g Lab File ID: 425B008

% Moisture: 17 decanted: (Y/N) N Date Received: 04/19/17

Extraction: (SepF/Cont/ASE) 3545 Date Extracted: 04/24/17

Concentrated Extract Volume: 5000 (uL) Date Analyzed: 04/25/17

Injection Volume: 1 (uL) Dilution Factor: 20

CONCENTRATION UNITS:
(mg/L or mg/Kg) ug/Kg

CAS NO.	COMPOUND	CF	CONC	P/C	Q	MDL	PQL
12674-11-2	Aroclor-1016	NA	790	P	U	790	790
11104-28-2	Aroclor-1221	NA	790	P	U	790	790
11141-16-5	Aroclor-1232	NA	790	P	U	790	790
53469-21-9	Aroclor-1242	NA	790	P	U	790	790
12672-29-6	Aroclor-1248	NA	790	P	U	790	790
11097-69-1	Aroclor-1254	MC	1200	P		790	790
11096-82-5	Aroclor-1260	NA	790	P	U	790	790
37324-23-5	Aroclor-1262	NA	790	P	U	790	790
11100-14-4	Aroclor-1268	NA	790	P	U	790	790
2051-24-3	Decachlorobiphenyl	1.359	136	P		%	%
877-09-8	Tetrachloro-m-xylene	1.375	104	P		%	%

11097-69-1 Sample Result Calc: ((151.318raw * 20df * 5fv) / (15.22wt-vol * 0.83%sol) = 1200

Both channels need to have the compound detected for a concentration to be reported on either channel.
U1=Due to matrix interference and/or the presence of a large amount of non-target material, the reporting level for this compound has been elevated.
U2=The presence of this compound was not confirmed by the analyst based on the characteristic pattern matching of multi-component parameters, retention time, and/or peak shape.

P/C: P=Primary Result C=Confirmation Result X=Not Used CF=Calculated Calibration/Response Factor MC=Multi-Component

CLIENT SAMPLE NO

B2-1 S-1

PCB IDENTIFICATION SUMMARY

Lab Name: Phoenix Environmental Labs Client: NETC

Lab Code: Phoenix Lab File ID: 425A008 | 425B008 SDG No.: GBY06958

Lab SampleID: BY06966 Instrument ID: ECD6 Date Analyzed: 4/25/17 11:36

GC Column(A): RTX-440 ID: 0.32 (mm) GC Column(B): CLP ID: 0.32 (mm)

ANALYTE	COL	RT	RT WINDOW FROM	RT WINDOW TO	CALCULATED CONC	CF	%RPD	*
Aroclor 1254-1	A	9.42	9.40	9.50	970	0.045	NA	
	B	8.13	8.10	8.20	1100	0.048		
Aroclor 1254-2	A	9.93	9.90	10.00	930	0.057	NA	
	B	8.60	8.58	8.68	1300	0.064		
Aroclor 1254-3	A	10.62	10.60	10.70	1300	0.080	NA	
	B	9.08	9.06	9.16	990	0.054		
Aroclor 1254-4	A	11.22	11.20	11.30	1100	0.072	NA	
	B	9.78	9.76	9.86	1400	0.069		
Aroclor 1254-5	A	12.07	12.04	12.14	1400	0.068	NA	
	B	10.11	10.09	10.19	1200	0.064		
Aroclor-1254	A				1100		NC	
	B				1200			

%RPD must be less than or equal to 40% (*) Criteria exceeded.

NC - (No Criteria) %RPD is not calculated when either result is less than 2 times the reporting level.

CF = Calculated Calibration/Response Factor

FORM X PCB

Client Id: B2-1 S-1

Software Version: 4.1<1L22>
Date: 4/25/2017 01:06 PM
Sample Name : 06966 20x cu
Data File : E:\TC2017\ECD6\04-APR\425A008.RAW Date: 4/25/2017 11:36 AM
Sequence File: E:\TC2017\ECD6\04-APR\PCB_SEQ.SEQ Cycle: 314 Channel : A
Instrument : AUTO_ECD6 Rack/Vial: 0/6 Operator:
Sample Amount : 1.0000 Dilution Factor : 1.00

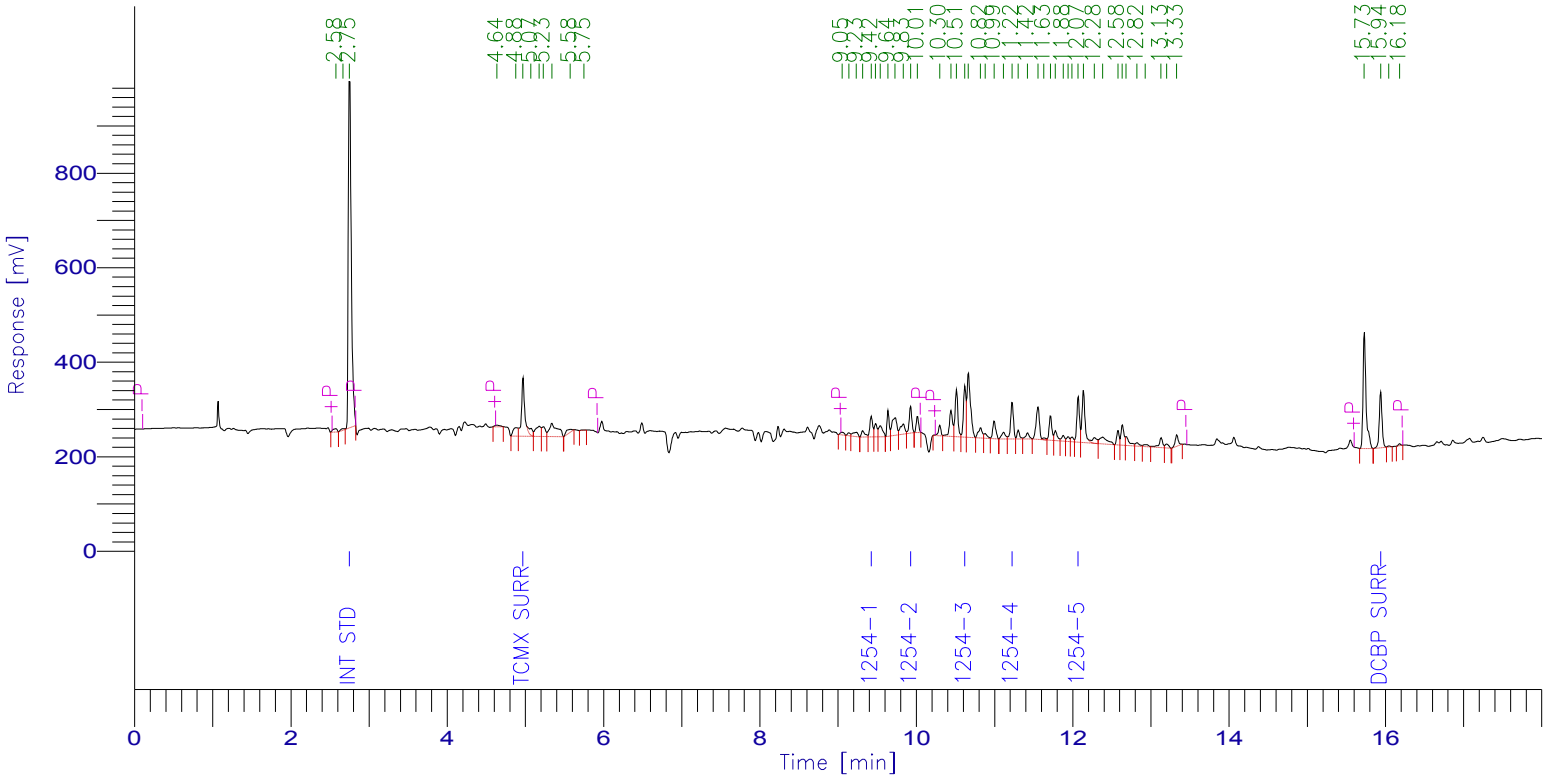

PCB Report

Time [min]	Component Name	Raw Amount	Area [µV·s]	Surrogate SM/WM	Surrogate QC / SL	Spike Rec Soils (%)	Spike Rec Water (%)
2.750	Int Std	100.0000	1968508.20	250.0000	100.0000	40.0000	20.0000
4.971	TCMX SURR	15.3577	365049.58	38.3944	15.3577	6.1431	3.0715
5.525	1221-1	0.0000	0.00	0.0000	0.0000	0.0000	0.0000
5.713	1221-2	0.0000	0.00	0.0000	0.0000	0.0000	0.0000
5.861	1221-3	0.0000	0.00	0.0000	0.0000	0.0000	0.0000
9.423	1254-1	123.0372	110157.92	307.5930	123.0372	49.2149	24.6074
9.926	1254-2	117.4945	131645.37	293.7362	117.4945	46.9978	23.4989
10.620	1254-3	159.8732	252848.40	399.6830	159.8732	63.9493	31.9746
11.224	1254-4	135.8449	192137.89	339.6122	135.8449	54.3379	27.1690
12.069	1254-5	174.6024	235225.62	436.5059	174.6024	69.8409	34.9205
15.937	DCBP SURR	9.8377	296061.31	24.5943	9.8377	3.9351	1.9675
		836.0476	3551634.30				

Client Id: B2-1 S-1

Software Version: 4.1<1L22>
Date: 4/25/2017 01:06 PM
Sample Name : 06966 20x cu
Data File : E:\TC2017\ECD6\04-APR\425B008.RAW Date: 4/25/2017 11:36 AM
Sequence File: E:\TC2017\ECD6\04-APR\PCB_SEQ.SEQ Cycle: 314 Channel : B
Instrument : AUTO_ECD6 Rack/Vial: 0/6 Operator:
Sample Amount : 1.0000 Dilution Factor : 1.00

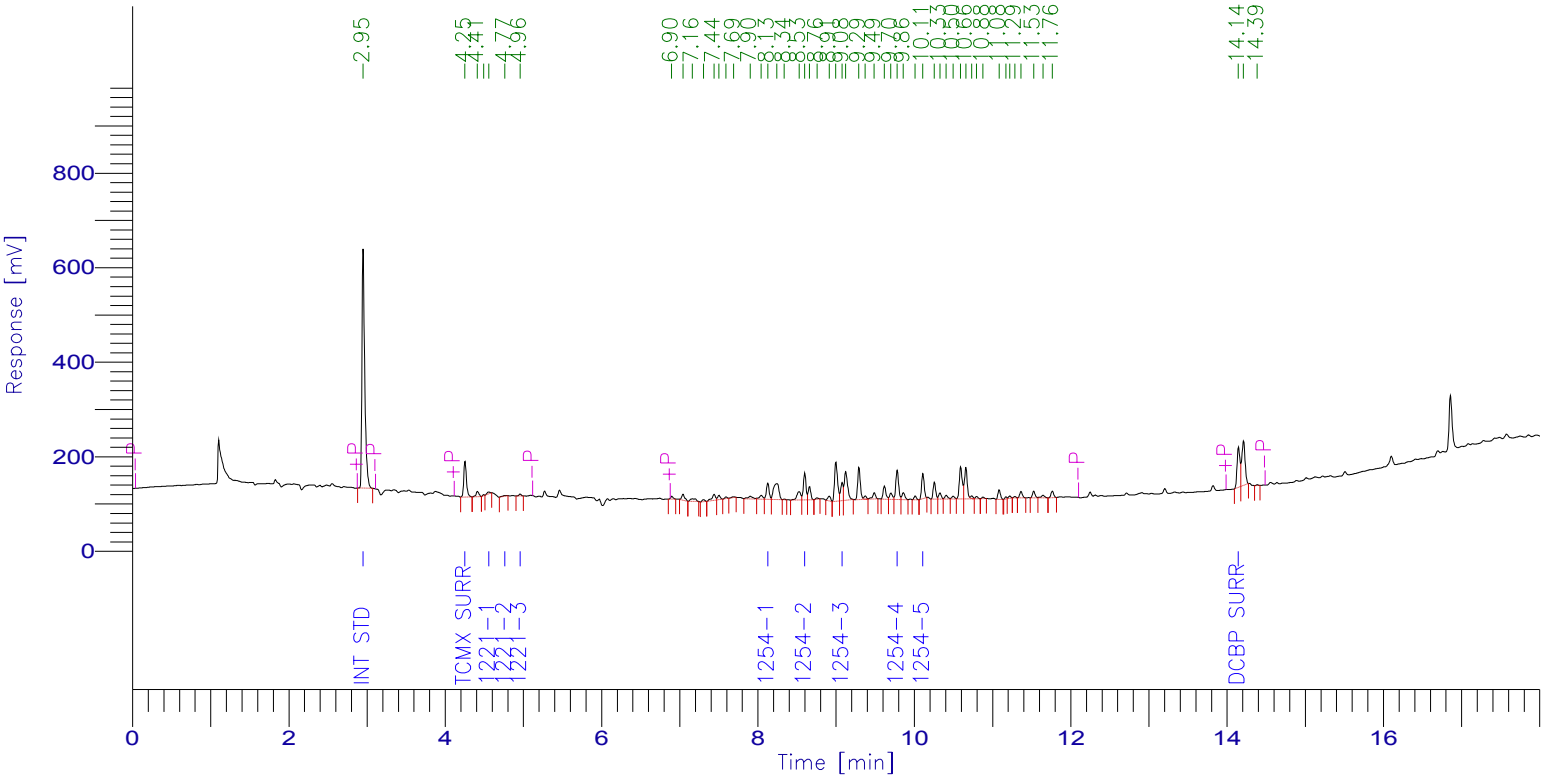

PCB Report

Time [min]	Component Name	Raw Amount	Area [µV·s]	Surrogate SM/WM	Surrogate QC / SL	Spike Rec Soils (%)	Spike Rec Water (%)
2.951	Int Std	100.0000	1263782.17	250.0000	100.0000	40.0000	20.0000
4.254	TCMX SURR	10.3652	180115.32	25.9129	10.3652	4.1461	2.0730
4.559	1221-1	26.5054	12085.11	66.2635	26.5054	10.6022	5.3011
4.766	1221-2	38.2919	7387.57	95.7296	38.2919	15.3167	7.6584
4.959	1221-3	10.6640	8034.59	26.6600	10.6640	4.2656	2.1328
8.126	1254-1	139.5616	84878.72	348.9041	139.5616	55.8246	27.9123
8.598	1254-2	165.7337	134284.72	414.3342	165.7337	66.2935	33.1467
9.076	1254-3	124.7161	85704.14	311.7903	124.7161	49.8864	24.9432
9.780	1254-4	174.4118	152729.89	436.0294	174.4118	69.7647	34.8824
10.109	1254-5	152.1662	122993.44	380.4155	152.1662	60.8665	30.4332
14.144	DCBP SURR	13.5837	233280.04	33.9592	13.5837	5.4335	2.7167
		955.9995	2285275.72				

1D

PCB ORGANICS ANALYSIS DATA SHEET

CLIENT SAMPLE NO.

SW-1 S-3

Lab Name: Phoenix Environmental Client: NETC

Lab Code: Phoenix Instr: ECD1 Column.: RTX-440 0.32 SDG No.: GBY06958

Matrix: (soil/water) SOIL Lab Sample ID: BY06969

Sample wt/vol: 15.06 (g/mL) g Lab File ID: 425A039

% Moisture: 19 decanted: (Y/N) N Date Received: 04/19/17

Extraction: (SepF/Cont/ASE) 3545 Date Extracted: 04/24/17

Concentrated Extract Volume: 5000 (uL) Date Analyzed: 04/26/17

Injection Volume: 1 (uL) Dilution Factor: 2

CONCENTRATION UNITS:
(mg/L or mg/Kg) ug/Kg

CAS NO.	COMPOUND	CF	CONC	P/C	Q	MDL	PQL
12674-11-2	Aroclor-1016	NA	82	C	U	82	82
11104-28-2	Aroclor-1221	NA	82	C	U	82	82
11141-16-5	Aroclor-1232	NA	82	C	U	82	82
53469-21-9	Aroclor-1242	NA	82	C	U	82	82
12672-29-6	Aroclor-1248	NA	82	C	U	82	82
11097-69-1	Aroclor-1254	NA	82	C	U	82	82
11096-82-5	Aroclor-1260	NA	82	C	U	82	82
37324-23-5	Aroclor-1262	NA	82	C	U	82	82
11100-14-4	Aroclor-1268	NA	82	C	U	82	82
2051-24-3	Decachlorobiphenyl	1.005	70	C		%	%
877-09-8	Tetrachloro-m-xylene	1.548	75	C		%	%

11100-14-4 Sample PQL Calc: (100raw * 2df * 5fv) / (15.06wt-vol * 0.81%sol) = 82

Both channels need to have the compound detected for a concentration to be reported on either channel.
U1=Due to matrix interference and/or the presence of a large amount of non-target material, the reporting level for this compound has been elevated.
U2=The presence of this compound was not confirmed by the analyst based on the characteristic pattern matching of multi-component parameters, retention time, and/or peak shape.

P/C: P=Primary Result C=Confirmation Result X=Not Used CF=Calculated Calibration/Response Factor MC=Multi-Component

1D

PCB ORGANICS ANALYSIS DATA SHEET

CLIENT SAMPLE NO.

SW-1 S-3

Lab Name: Phoenix Environmental Client: NETC

Lab Code: Phoenix Instr: ECD1 Column.: Rxi-Sil MS 0.32 SDG No.: GBY06958

Matrix: (soil/water) SOIL Lab Sample ID: BY06969

Sample wt/vol: 15.06 (g/mL) g Lab File ID: 425B039

% Moisture: 19 decanted: (Y/N) N Date Received: 04/19/17

Extraction: (SepF/Cont/ASE) 3545 Date Extracted: 04/24/17

Concentrated Extract Volume: 5000 (uL) Date Analyzed: 04/26/17

Injection Volume: 1 (uL) Dilution Factor: 2

CONCENTRATION UNITS:
(mg/L or mg/Kg) ug/Kg

CAS NO.	COMPOUND	CF	CONC	P/C	Q	MDL	PQL
12674-11-2	Aroclor-1016	NA	82	P	U	82	82
11104-28-2	Aroclor-1221	NA	82	P	U	82	82
11141-16-5	Aroclor-1232	NA	82	P	U	82	82
53469-21-9	Aroclor-1242	NA	82	P	U	82	82
12672-29-6	Aroclor-1248	NA	82	P	U	82	82
11097-69-1	Aroclor-1254	NA	82	P	U	82	82
11096-82-5	Aroclor-1260	NA	82	P	U	82	82
37324-23-5	Aroclor-1262	NA	82	P	U	82	82
11100-14-4	Aroclor-1268	NA	82	P	U	82	82
2051-24-3	Decachlorobiphenyl	1.082	81	P		%	%
877-09-8	Tetrachloro-m-xylene	1.555	75	P		%	%

11100-14-4 Sample PQL Calc: (100raw * 2df * 5fv) / (15.06wt-vol * 0.81%sol) = 82

Both channels need to have the compound detected for a concentration to be reported on either channel.
U1=Due to matrix interference and/or the presence of a large amount of non-target material, the reporting level for this compound has been elevated.
U2=The presence of this compound was not confirmed by the analyst based on the characteristic pattern matching of multi-component parameters, retention time, and/or peak shape.

P/C: P=Primary Result C=Confirmation Result X=Not Used CF=Calculated Calibration/Response Factor MC=Multi-Component

Client Id: SW-1 S-3

Software Version: 4.1<1L22>
Date: 4/26/2017 08:48 AM
Sample Name : 06969 2X
Data File : E:\TC2017\ECD1\04-APR\425A039.RAW Date: 4/26/2017 01:39 AM
Sequence File: E:\TC2017\ECD1\04-APR\PCBSEQ.SEQ Cycle: 656 Channel : A
Instrument : AUTO_ECD1 Rack/Vial: 0/35 Operator:
Sample Amount : 1.0000 Dilution Factor : 1.00

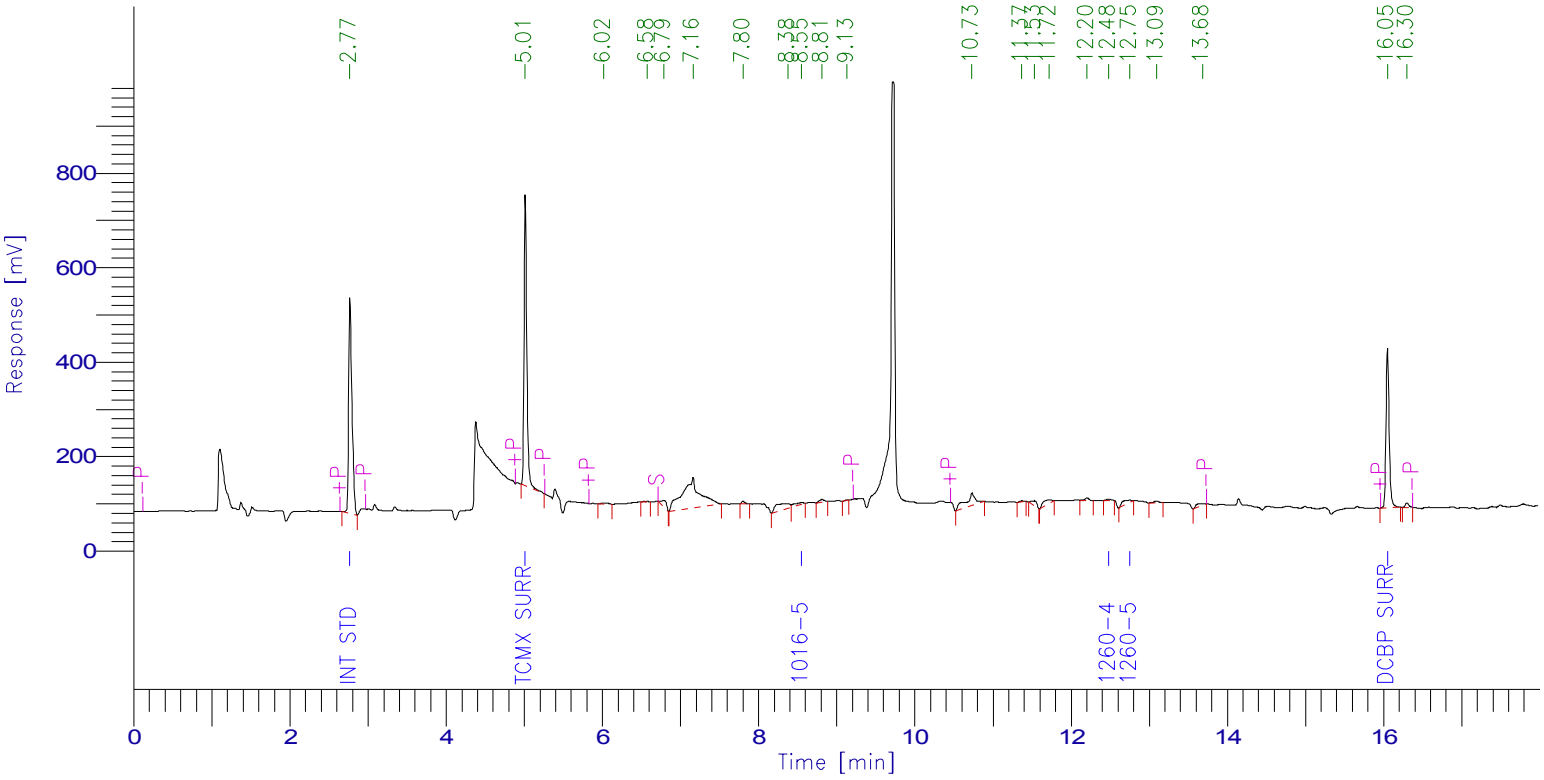

PCB Report

Time [min]	Component Name	Raw Amount	Area [µV·s]	Surrogate SM/WM	Surrogate QC / SL	Spike Rec Soils (%)	Spike Rec Water (%)
2.769	Int Std	100.0000	1323399.14	250.0000	100.0000	40.0000	20.0000
5.013	TCMX SURR	75.1354	1539004.88	187.8386	75.1354	30.0542	15.0271
5.877	1016-1	0.0000	0.00	0.0000	0.0000	0.0000	0.0000
7.014	1016-2	0.0000	0.00	0.0000	0.0000	0.0000	0.0000
7.656	1016-3	0.0000	0.00	0.0000	0.0000	0.0000	0.0000
7.969	1016-4	0.0000	0.00	0.0000	0.0000	0.0000	0.0000
8.551	1016-5	73.8297	41264.15	184.5741	73.8297	29.5319	14.7659
11.037	1260-1	0.0000	0.00	0.0000	0.0000	0.0000	0.0000
12.115	1260-2	0.0000	0.00	0.0000	0.0000	0.0000	0.0000
12.324	1260-3	0.0000	0.00	0.0000	0.0000	0.0000	0.0000
12.481	1260-4	22.6337	11106.96	56.5843	22.6337	9.0535	4.5267
12.748	1260-5	83.9781	68356.07	209.9452	83.9781	33.5912	16.7956
16.048	DCBP SURR	70.1383	932632.11	175.3459	70.1383	28.0553	14.0277
		425.7152	3915763.32				

Client Id: SW-1 S-3

Software Version: 4.1<1L22>
Date: 4/26/2017 08:51 AM
Sample Name : 06969 2X
Data File : E:\TC2017\ECD1\04-APR\425B039.RAW Date: 4/26/2017 01:39 AM
Sequence File: E:\TC2017\ECD1\04-APR\PCBSEQ.SEQ Cycle: 656 Channel : B
Instrument : AUTO_ECD1 Rack/Vial: 0/35 Operator:
Sample Amount : 1.0000 Dilution Factor : 1.00

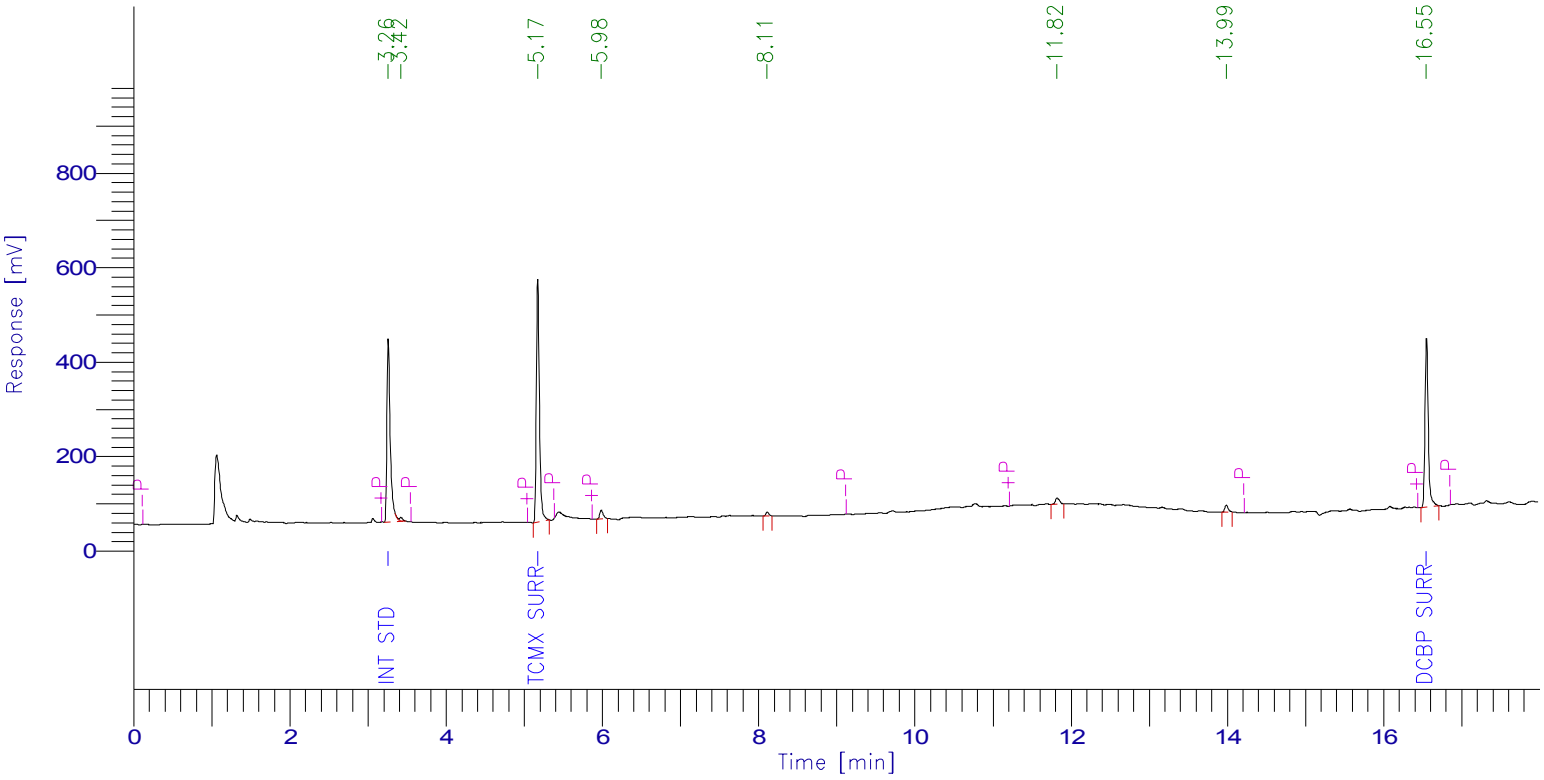

PCB Report

Time [min]	Component Name	Raw Amount	Area [µV·s]	Surrogate SM/WM	Surrogate QC / SL	Spike Rec Soils (%)	Spike Rec Water (%)
3.258	Int Std	100.0000	1186871.07	250.0000	100.0000	40.0000	20.0000
5.172	TCMX SURR	74.7622	1379822.37	186.9055	74.7622	29.9049	14.9524
6.345	1016-1	0.0000	0.00	0.0000	0.0000	0.0000	0.0000
7.165	1016-2	0.0000	0.00	0.0000	0.0000	0.0000	0.0000
8.309	1016-3	0.0000	0.00	0.0000	0.0000	0.0000	0.0000
8.577	1016-4	0.0000	0.00	0.0000	0.0000	0.0000	0.0000
8.724	1016-5	0.0000	0.00	0.0000	0.0000	0.0000	0.0000
11.592	1260-1	0.0000	0.00	0.0000	0.0000	0.0000	0.0000
11.950	1260-2	0.0000	0.00	0.0000	0.0000	0.0000	0.0000
12.761	1260-3	0.0000	0.00	0.0000	0.0000	0.0000	0.0000
12.866	1260-4	0.0000	0.00	0.0000	0.0000	0.0000	0.0000
13.327	1260-5	0.0000	0.00	0.0000	0.0000	0.0000	0.0000
16.547	DCBP SURR	81.1264	1042096.77	202.8159	81.1264	32.4505	16.2253
		255.8886	3608790.21				

1D

PCB ORGANICS ANALYSIS DATA SHEET

CLIENT SAMPLE NO.

MW-6 S-1

Lab Name: Phoenix Environmental Client: NETC

Lab Code: Phoenix Instr: ECD1 Column.: RTX-440 0.32 SDG No.: GBY06958

Matrix: (soil/water) SOIL Lab Sample ID: BY06970

Sample wt/vol: 15.49 (g/mL) g Lab File ID: 425A040

% Moisture: 16 decanted: (Y/N) N Date Received: 04/19/17

Extraction: (SepF/Cont/ASE) 3545 Date Extracted: 04/24/17

Concentrated Extract Volume: 5000 (uL) Date Analyzed: 04/26/17

Injection Volume: 1 (uL) Dilution Factor: 2

CONCENTRATION UNITS:
(mg/L or mg/Kg) ug/Kg

CAS NO.	COMPOUND	CF	CONC	P/C	Q	MDL	PQL
12674-11-2	Aroclor-1016	NA	77	C	U	77	77
11104-28-2	Aroclor-1221	NA	77	C	U	77	77
11141-16-5	Aroclor-1232	NA	77	C	U	77	77
53469-21-9	Aroclor-1242	NA	77	C	U	77	77
12672-29-6	Aroclor-1248	NA	77	C	U	77	77
11097-69-1	Aroclor-1254	NA	77	C	U	77	77
11096-82-5	Aroclor-1260	NA	77	C	U	77	77
37324-23-5	Aroclor-1262	NA	77	C	U	77	77
11100-14-4	Aroclor-1268	NA	77	C	U	77	77
2051-24-3	Decachlorobiphenyl	1.005	72	C		%	%
877-09-8	Tetrachloro-m-xylene	1.548	87	C		%	%

11100-14-4 Sample PQL Calc: (100raw * 2df * 5fv) / (15.49wt-vol * 0.84%sol) = 77

Both channels need to have the compound detected for a concentration to be reported on either channel.
U1=Due to matrix interference and/or the presence of a large amount of non-target material, the reporting level for this compound has been elevated.
U2=The presence of this compound was not confirmed by the analyst based on the characteristic pattern matching of multi-component parameters, retention time, and/or peak shape.

P/C: P=Primary Result C=Confirmation Result X=Not Used CF=Calculated Calibration/Response Factor MC=Multi-Component

1D

PCB ORGANICS ANALYSIS DATA SHEET

CLIENT SAMPLE NO.

MW-6 S-1

Lab Name: Phoenix Environmental Client: NETC

Lab Code: Phoenix Instr: ECD1 Column.: Rxi-Sil MS 0.32 SDG No.: GBY06958

Matrix: (soil/water) SOIL Lab Sample ID: BY06970

Sample wt/vol: 15.49 (g/mL) g Lab File ID: 425B040

% Moisture: 16 decanted: (Y/N) N Date Received: 04/19/17

Extraction: (SepF/Cont/ASE) 3545 Date Extracted: 04/24/17

Concentrated Extract Volume: 5000 (uL) Date Analyzed: 04/26/17

Injection Volume: 1 (uL) Dilution Factor: 2

CONCENTRATION UNITS:
(mg/L or mg/Kg) ug/Kg

CAS NO.	COMPOUND	CF	CONC	P/C	Q	MDL	PQL
12674-11-2	Aroclor-1016	NA	77	P	U	77	77
11104-28-2	Aroclor-1221	NA	77	P	U	77	77
11141-16-5	Aroclor-1232	NA	77	P	U	77	77
53469-21-9	Aroclor-1242	NA	77	P	U	77	77
12672-29-6	Aroclor-1248	NA	77	P	U	77	77
11097-69-1	Aroclor-1254	NA	77	P	U	77	77
11096-82-5	Aroclor-1260	NA	77	P	U	77	77
37324-23-5	Aroclor-1262	NA	77	P	U	77	77
11100-14-4	Aroclor-1268	NA	77	P	U	77	77
2051-24-3	Decachlorobiphenyl	1.082	87	P		%	%
877-09-8	Tetrachloro-m-xylene	1.555	82	P		%	%

11100-14-4 Sample PQL Calc: (100raw * 2df * 5fv) / (15.49wt-vol * 0.84%sol) = 77

Both channels need to have the compound detected for a concentration to be reported on either channel.
U1=Due to matrix interference and/or the presence of a large amount of non-target material, the reporting level for this compound has been elevated.
U2=The presence of this compound was not confirmed by the analyst based on the characteristic pattern matching of multi-component parameters, retention time, and/or peak shape.

P/C: P=Primary Result C=Confirmation Result X=Not Used CF=Calculated Calibration/Response Factor MC=Multi-Component

Client Id: MW-6 S-1

Software Version: 4.1<1L22>
Date: 4/26/2017 08:48 AM
Sample Name : 06970 2X
Data File : E:\TC2017\ECD1\04-APR\425A040.RAW Date: 4/26/2017 02:01 AM
Sequence File: E:\TC2017\ECD1\04-APR\PCBSEQ.SEQ Cycle: 657 Channel : A
Instrument : AUTO_ECD1 Rack/Vial: 0/36 Operator:
Sample Amount : 1.0000 Dilution Factor : 1.00

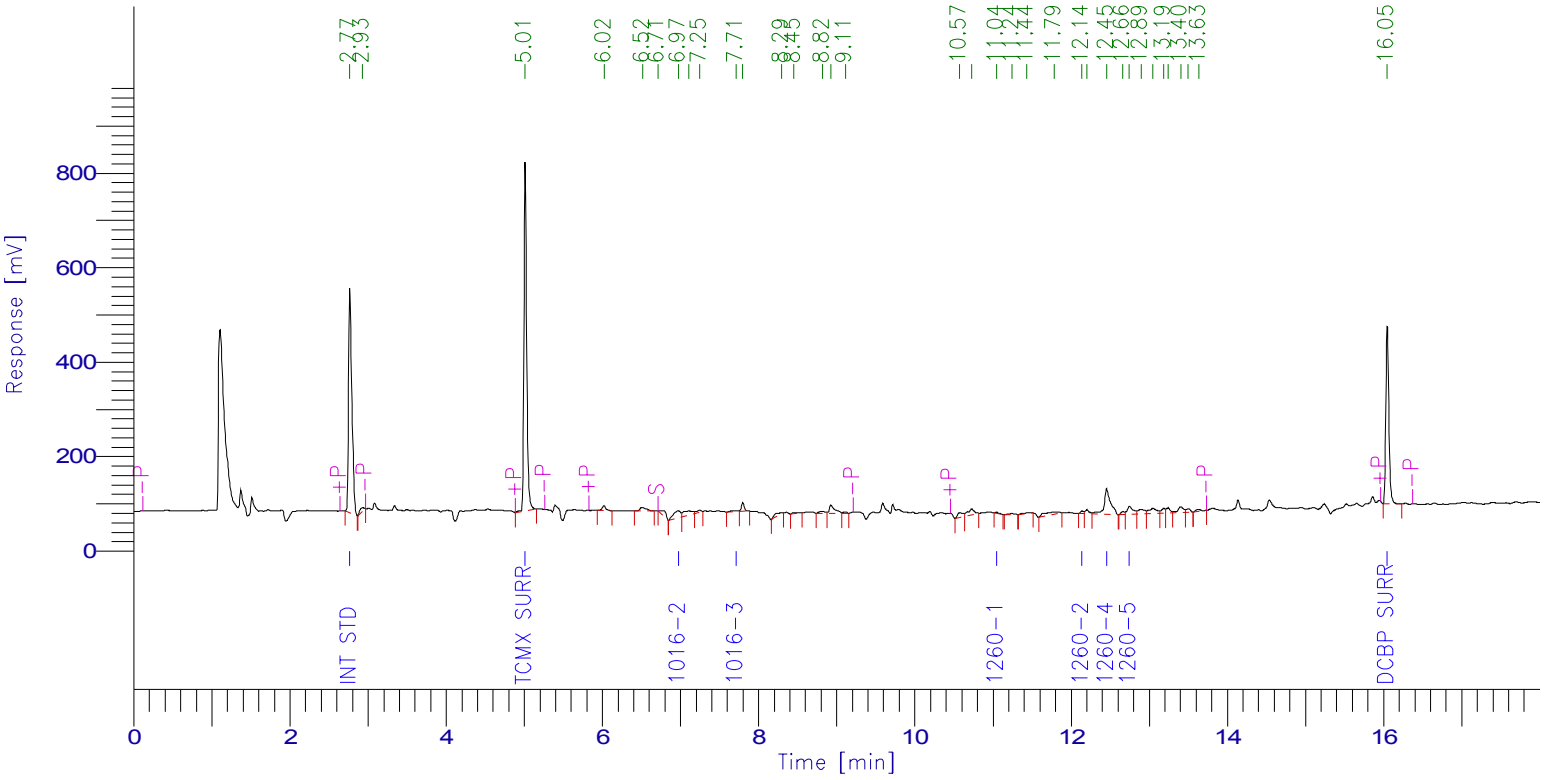

PCB Report

Time [min]	Component Name	Raw Amount	Area [µV·s]	Surrogate SM/WM	Surrogate QC / SL	Spike Rec Soils (%)	Spike Rec Water (%)
2.767	Int Std	100.0000	1378721.35	250.0000	100.0000	40.0000	20.0000
5.012	TCMX SURR	86.7659	1851526.58	216.9148	86.7659	34.7064	17.3532
5.877	1016-1	0.0000	0.00	0.0000	0.0000	0.0000	0.0000
6.974	1016-2	145.0705	104222.18	362.6763	145.0705	58.0282	29.0141
7.713	1016-3	8.1107	16719.77	20.2768	8.1107	3.2443	1.6221
7.969	1016-4	0.0000	0.00	0.0000	0.0000	0.0000	0.0000
8.640	1016-5	0.0000	0.00	0.0000	0.0000	0.0000	0.0000
11.044	1260-1	5.5924	5836.62	13.9811	5.5924	2.2370	1.1185
12.140	1260-2	9.0783	13610.46	22.6958	9.0783	3.6313	1.8157
12.324	1260-3	0.0000	0.00	0.0000	0.0000	0.0000	0.0000
12.452	1260-4	615.4748	314655.64	1538.6870	615.4748	246.1899	123.0950
12.746	1260-5	109.0843	92503.70	272.7107	109.0843	43.6337	21.8169
16.045	DCBP SURR	71.8660	995552.59	179.6651	71.8660	28.7464	14.3732
		1151.0430	4773348.88				

Client Id: MW-6 S-1

Software Version: 4.1<1L22>
Date: 4/26/2017 08:51 AM
Sample Name : 06970 2X
Data File : E:\TC2017\ECD1\04-APR\425B040.RAW Date: 4/26/2017 02:01 AM
Sequence File: E:\TC2017\ECD1\04-APR\PCBSEQ.SEQ Cycle: 657 Channel : B
Instrument : AUTO_ECD1 Rack/Vial: 0/36 Operator:
Sample Amount : 1.0000 Dilution Factor : 1.00

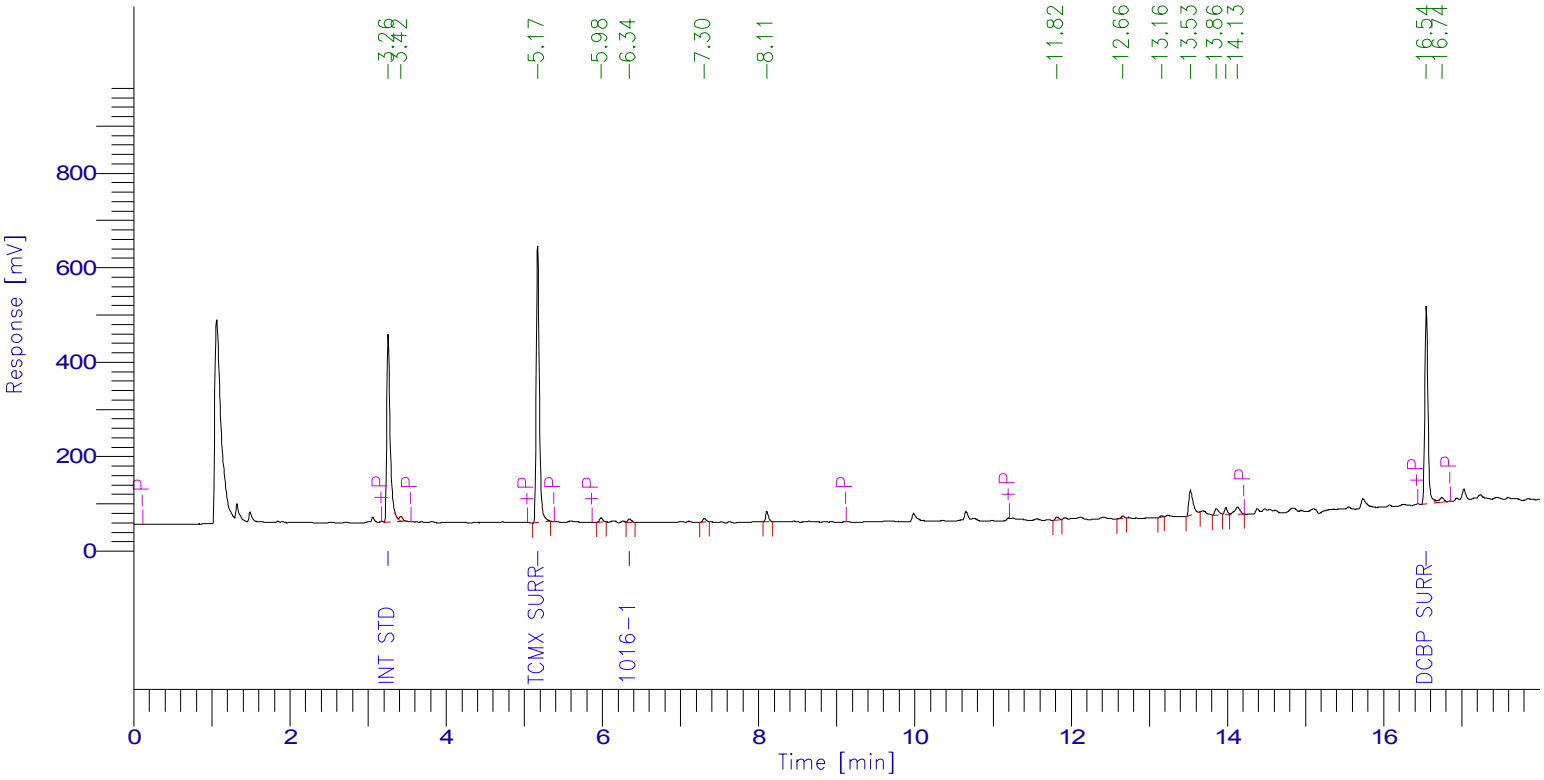

PCB Report

Time [min]	Component Name	Raw Amount	Area [µV·s]	Surrogate SM/WM	Surrogate QC / SL	Spike Rec Soils (%)	Spike Rec Water (%)
3.257	Int Std	100.0000	1234044.63	250.0000	100.0000	40.0000	20.0000
5.172	TCMX SURR	82.4253	1581716.94	206.0632	82.4253	32.9701	16.4851
6.344	1016-1	43.7216	21016.24	109.3039	43.7216	17.4886	8.7443
7.165	1016-2	0.0000	0.00	0.0000	0.0000	0.0000	0.0000
8.309	1016-3	0.0000	0.00	0.0000	0.0000	0.0000	0.0000
8.577	1016-4	0.0000	0.00	0.0000	0.0000	0.0000	0.0000
8.724	1016-5	0.0000	0.00	0.0000	0.0000	0.0000	0.0000
11.592	1260-1	0.0000	0.00	0.0000	0.0000	0.0000	0.0000
11.950	1260-2	0.0000	0.00	0.0000	0.0000	0.0000	0.0000
12.761	1260-3	0.0000	0.00	0.0000	0.0000	0.0000	0.0000
12.866	1260-4	0.0000	0.00	0.0000	0.0000	0.0000	0.0000
13.327	1260-5	0.0000	0.00	0.0000	0.0000	0.0000	0.0000
16.544	DCBP SURR	86.9768	1161653.37	217.4419	86.9768	34.7907	17.3954
		313.1236	3998431.17				

1D

PCB ORGANICS ANALYSIS DATA SHEET

CLIENT SAMPLE NO.

FD-4 S-1

Lab Name: Phoenix Environmental Client: NETC

Lab Code: Phoenix Instr: ECD1 Column.: RTX-440 0.32 SDG No.: GBY06958

Matrix: (soil/water) SOIL Lab Sample ID: BY06975

Sample wt/vol: 15.39 (g/mL) g Lab File ID: 425A038_1

% Moisture: 31 decanted: (Y/N) N Date Received: 04/19/17

Extraction: (SepF/Cont/ASE) 3545 Date Extracted: 04/24/17

Concentrated Extract Volume: 5000 (uL) Date Analyzed: 04/26/17

Injection Volume: 1 (uL) Dilution Factor: 100

CONCENTRATION UNITS:
(mg/L or mg/Kg) ug/Kg

CAS NO.	COMPOUND	CF	CONC	P/C	Q	MDL	PQL
12674-11-2	Aroclor-1016	NA	4700	C	U	4700	4700
11104-28-2	Aroclor-1221	NA	4700	C	U	4700	4700
11141-16-5	Aroclor-1232	NA	4700	C	U	4700	4700
53469-21-9	Aroclor-1242	NA	4700	C	U	4700	4700
12672-29-6	Aroclor-1248	NA	4700	C	U	4700	4700
11097-69-1	Aroclor-1254	MC	5500	C		4700	4700
11096-82-5	Aroclor-1260	NA	4700	C	U	4700	4700
37324-23-5	Aroclor-1262	NA	4700	C	U	4700	4700
11100-14-4	Aroclor-1268	NA	4700	C	U	4700	4700
2051-24-3	Decachlorobiphenyl	NA	Diluted Out	C		%	%
877-09-8	Tetrachloro-m-xylene	NA	Diluted Out	C		%	%

11097-69-1 Sample Result Calc: ((117.557raw * 100df * 5fv) / (15.39wt-vol * 0.69%sol) = 5500

Both channels need to have the compound detected for a concentration to be reported on either channel.
U1=Due to matrix interference and/or the presence of a large amount of non-target material, the reporting level for this compound has been elevated.
U2=The presence of this compound was not confirmed by the analyst based on the characteristic pattern matching of multi-component parameters, retention time, and/or peak shape.

P/C: P=Primary Result C=Confirmation Result X=Not Used CF=Calculated Calibration/Response Factor MC=Multi-Component

1D

PCB ORGANICS ANALYSIS DATA SHEET

CLIENT SAMPLE NO.

FD-4 S-1

Lab Name: Phoenix Environmental Client: NETC

Lab Code: Phoenix Instr: ECD1 Column.: Rxi-Sil MS 0.32 SDG No.: GBY06958

Matrix: (soil/water) SOIL Lab Sample ID: BY06975

Sample wt/vol: 15.39 (g/mL) g Lab File ID: 425B038_1

% Moisture: 31 decanted: (Y/N) N Date Received: 04/19/17

Extraction: (SepF/Cont/ASE) 3545 Date Extracted: 04/24/17

Concentrated Extract Volume: 5000 (uL) Date Analyzed: 04/26/17

Injection Volume: 1 (uL) Dilution Factor: 100

CONCENTRATION UNITS:
(mg/L or mg/Kg) ug/Kg

CAS NO.	COMPOUND	CF	CONC	P/C	Q	MDL	PQL
12674-11-2	Aroclor-1016	NA	4700	P	U	4700	4700
11104-28-2	Aroclor-1221	NA	4700	P	U	4700	4700
11141-16-5	Aroclor-1232	NA	4700	P	U	4700	4700
53469-21-9	Aroclor-1242	NA	4700	P	U	4700	4700
12672-29-6	Aroclor-1248	NA	4700	P	U	4700	4700
11097-69-1	Aroclor-1254	MC	8100	P		4700	4700
11096-82-5	Aroclor-1260	NA	4700	P	U	4700	4700
37324-23-5	Aroclor-1262	NA	4700	P	U	4700	4700
11100-14-4	Aroclor-1268	NA	4700	P	U	4700	4700
2051-24-3	Decachlorobiphenyl	NA	Diluted Out	P		%	%
877-09-8	Tetrachloro-m-xylene	NA	Diluted Out	P		%	%

11097-69-1 Sample Result Calc: ((172.379raw * 100df * 5fv) / (15.39wt-vol * 0.69%sol) = 8100

Both channels need to have the compound detected for a concentration to be reported on either channel.
U1=Due to matrix interference and/or the presence of a large amount of non-target material, the reporting level for this compound has been elevated.
U2=The presence of this compound was not confirmed by the analyst based on the characteristic pattern matching of multi-component parameters, retention time, and/or peak shape.

P/C: P=Primary Result C=Confirmation Result X=Not Used CF=Calculated Calibration/Response Factor MC=Multi-Component

CLIENT SAMPLE NO

FD-4 S-1

PCB IDENTIFICATION SUMMARY

Lab Name: Phoenix Environmental Labs Client: NETC

Lab Code: Phoenix Lab File ID: 425A038_1 | 425B038_1 SDG No.: GBY06958

Lab SampleID: BY06975 Instrument ID: ECD1 Date Analyzed: 4/26/17 1:16

GC Column(A): RTX-440 ID: 0.32 (mm) GC Column(B): Rxi-Sil MS ID: 0.32 (mm)

ANALYTE	COL	RT	RT WINDOW FROM	RT WINDOW TO	CALCULATED CONC	CF	%RPD	*
Aroclor 1254-1	A	9.48	9.42	9.52	5700	0.057	NA	
	B	10.06	10.00	10.10	7300	0.069		
Aroclor 1254-2	A	9.99	9.93	10.03	4500	0.065	NA	
	B	10.36	10.31	10.41	7900	0.069		
Aroclor 1254-3	A	10.74	10.63	10.73	Not Used		NA	
	B	11.27	11.21	11.31	9800	0.104		
Aroclor 1254-4	A	11.31	11.25	11.35	6400	0.059	NA	
	B	11.58	11.52	11.62	7500	0.052		
Aroclor 1254-5	A	12.15	12.09	12.19	Not Used		NA	
	B	12.66	12.60	12.70	Not Used			
Aroclor-1254	A				5500		NC	
	B				8100			

%RPD must be less than or equal to 40% (*) Criteria exceeded.

NC - (No Criteria) %RPD is not calculated when either result is less than 2 times the reporting level.

CF = Calculated Calibration/Response Factor

FORM X PCB

Client Id: FD-4 S-1

Software Version: 4.1<1L22>
Date: 4/27/2017 03:40 PM
Sample Name : 06975 100X
Data File : E:\TC2017\ECD1\04-APR\425A038.RAW Date: 4/26/2017 01:16 AM
Sequence File: E:\TC2017\ECD1\04-APR\PCBSEQ.SEQ Cycle: 655 Channel : A
Instrument : AUTO_ECD1 Rack/Vial: 0/34 Operator:
Sample Amount : 1.0000 Dilution Factor : 1.00

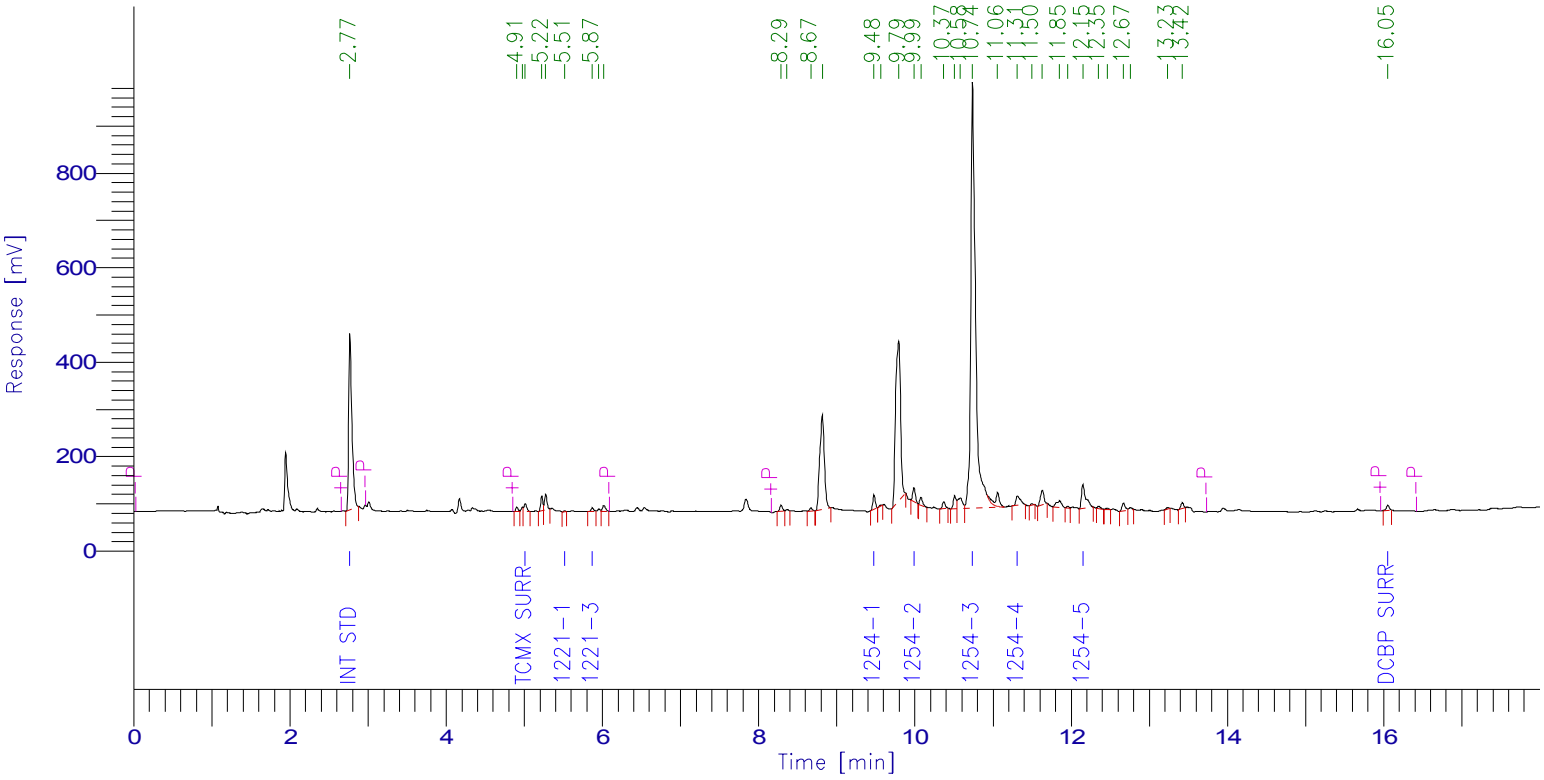

PCB Report

Time [min]	Component Name	Raw Amount	Area [µV·s]	Surrogate SM/WM	Surrogate QC / SL	Spike Rec Soils (%)	Spike Rec Water (%)
2.768	Int Std	100.0000	1051336.32	250.0000	100.0000	40.0000	20.0000
5.013	TCMX SURR	2.4248	39455.67	6.0621	2.4248	0.9699	0.4850
5.514	1221-1	11.9503	4235.74	29.8759	11.9503	4.7801	2.3901
5.734	1221-2	0.0000	0.00	0.0000	0.0000	0.0000	0.0000
5.871	1221-3	26.5007	17660.19	66.2518	26.5007	10.6003	5.3001
9.477	1254-1	120.3675	72014.11	300.9188	120.3675	48.1470	24.0735
9.987	1254-2	95.4899	65238.81	238.7249	95.4899	38.1960	19.0980
10.737	1254-3	4426.4643	3947127.21	11066.1607	4426.4643	1770.5857	885.2929
11.311	1254-4	136.8146	84785.03	342.0366	136.8146	54.7259	27.3629
12.150	1254-5	468.0844	193270.06	1170.2109	468.0844	187.2337	93.6169
16.052	DCBP SURR	2.5438	26869.46	6.3595	2.5438	1.0175	0.5088
		5390.6404	5501992.61				

Client Id: FD-4 S-1

Software Version: 4.1<1L22>
Date: 4/27/2017 03:40 PM
Sample Name : 06975 100X
Data File : E:\TC2017\ECD1\04-APR\425B038.RAW Date: 4/26/2017 01:16 AM
Sequence File: E:\TC2017\ECD1\04-APR\PCBSEQ.SEQ Cycle: 655 Channel : B
Instrument : AUTO_ECD1 Rack/Vial: 0/34 Operator:
Sample Amount : 1.0000 Dilution Factor : 1.00

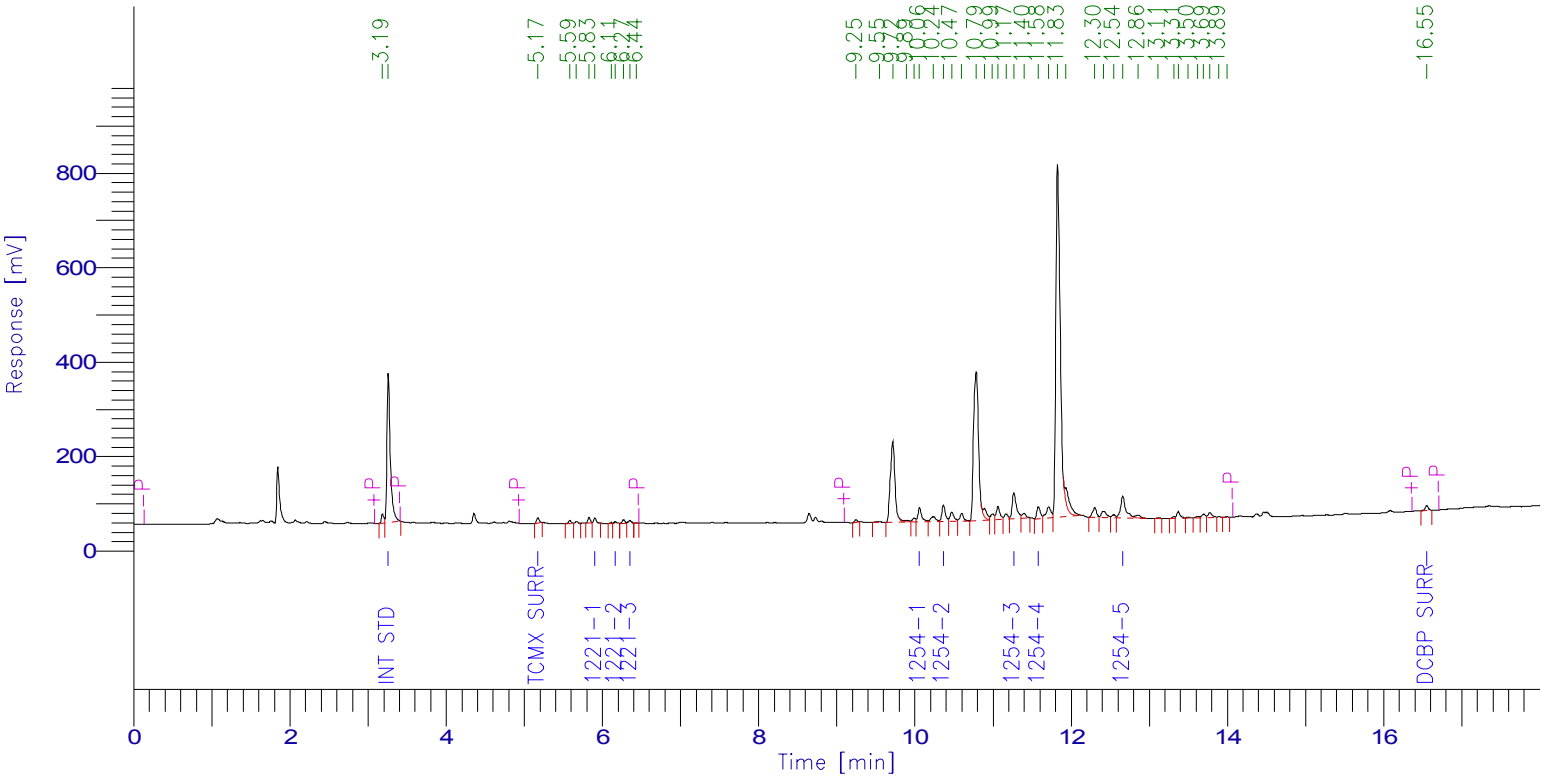

PCB Report

Time [min]	Component Name	Raw Amount	Area [µV·s]	Surrogate SM/WM	Surrogate QC / SL	Spike Rec Soils (%)	Spike Rec Water (%)
3.259	Int Std	100.0000	952859.56	250.0000	100.0000	40.0000	20.0000
5.174	TCMX SURR	1.6574	24557.96	4.1436	1.6574	0.6630	0.3315
5.903	1221-1	99.2628	26329.83	248.1569	99.2628	39.7051	19.8526
6.165	1221-2	46.3591	7964.62	115.8978	46.3591	18.5436	9.2718
6.352	1221-3	21.4058	14239.76	53.5146	21.4058	8.5623	4.2812
10.059	1254-1	154.1765	101492.82	385.4413	154.1765	61.6706	30.8353
10.364	1254-2	168.0784	110351.76	420.1960	168.0784	67.2314	33.6157
11.265	1254-3	208.3434	205535.42	520.8586	208.3434	83.3374	41.6687
11.580	1254-4	158.9172	78144.32	397.2929	158.9172	63.5669	31.7834
12.659	1254-5	355.5219	215502.50	888.8049	355.5219	142.2088	71.1044
16.549	DCBP SURR	2.5950	26759.62	6.4876	2.5950	1.0380	0.5190
		1316.3176	1763738.16				

1D

PCB ORGANICS ANALYSIS DATA SHEET

CLIENT SAMPLE NO.

FD-1

Lab Name: Phoenix Environmental Client: NETC

Lab Code: Phoenix Instr: ECD1 Column.: RTX-440 0.32 SDG No.: GBY06958

Matrix: (soil/water) SOIL Lab Sample ID: BY06980

Sample wt/vol: 15.05 (g/mL) g Lab File ID: 501A020

% Moisture: 31 decanted: (Y/N) N Date Received: 04/19/17

Extraction: (SepF/Cont/ASE) 3545 Date Extracted: 04/28/17

Concentrated Extract Volume: 5000 (uL) Date Analyzed: 05/01/17

Injection Volume: 1 (uL) Dilution Factor: 2

CONCENTRATION UNITS:
(mg/L or mg/Kg) ug/Kg

CAS NO.	COMPOUND	CF	CONC	P/C	Q	MDL	PQL
12674-11-2	Aroclor-1016	NA	96	C	U	96	96
11104-28-2	Aroclor-1221	NA	96	C	U	96	96
11141-16-5	Aroclor-1232	NA	96	C	U	96	96
53469-21-9	Aroclor-1242	NA	96	C	U	96	96
12672-29-6	Aroclor-1248	NA	96	C	U	96	96
11097-69-1	Aroclor-1254	MC	330	C		96	96
11096-82-5	Aroclor-1260	NA	96	C	U	96	96
37324-23-5	Aroclor-1262	NA	96	C	U	96	96
11100-14-4	Aroclor-1268	NA	96	C	U	96	96
2051-24-3	Decachlorobiphenyl	1.005	99	C		%	%
877-09-8	Tetrachloro-m-xylene	1.548	73	C		%	%

11097-69-1 Sample Result Calc: ((344.278raw * 2df * 5fv) / (15.05wt-vol * 0.69%sol) = 330

Both channels need to have the compound detected for a concentration to be reported on either channel.
U1=Due to matrix interference and/or the presence of a large amount of non-target material, the reporting level for this compound has been elevated.
U2=The presence of this compound was not confirmed by the analyst based on the characteristic pattern matching of multi-component parameters, retention time, and/or peak shape.

P/C: P=Primary Result C=Confirmation Result X=Not Used CF=Calculated Calibration/Response Factor MC=Multi-Component

1D

PCB ORGANICS ANALYSIS DATA SHEET

CLIENT SAMPLE NO.

FD-1

Lab Name: Phoenix Environmental Client: NETC

Lab Code: Phoenix Instr: ECD1 Column.: Rxi-Sil MS 0.32 SDG No.: GBY06958

Matrix: (soil/water) SOIL Lab Sample ID: BY06980

Sample wt/vol: 15.05 (g/mL) g Lab File ID: 501B020

% Moisture: 31 decanted: (Y/N) N Date Received: 04/19/17

Extraction: (SepF/Cont/ASE) 3545 Date Extracted: 04/28/17

Concentrated Extract Volume: 5000 (uL) Date Analyzed: 05/01/17

Injection Volume: 1 (uL) Dilution Factor: 2

CONCENTRATION UNITS:
(mg/L or mg/Kg) ug/Kg

CAS NO.	COMPOUND	CF	CONC	P/C	Q	MDL	PQL
12674-11-2	Aroclor-1016	NA	96	P	U	96	96
11104-28-2	Aroclor-1221	NA	96	P	U	96	96
11141-16-5	Aroclor-1232	NA	96	P	U	96	96
53469-21-9	Aroclor-1242	NA	96	P	U	96	96
12672-29-6	Aroclor-1248	NA	96	P	U	96	96
11097-69-1	Aroclor-1254	MC	340	P		96	96
11096-82-5	Aroclor-1260	NA	96	P	U	96	96
37324-23-5	Aroclor-1262	NA	96	P	U	96	96
11100-14-4	Aroclor-1268	NA	96	P	U	96	96
2051-24-3	Decachlorobiphenyl	1.082	128	P		%	%
877-09-8	Tetrachloro-m-xylene	1.555	77	P		%	%

11097-69-1 Sample Result Calc: ((349.228raw * 2df * 5fv) / (15.05wt-vol * 0.69%sol) = 340

Both channels need to have the compound detected for a concentration to be reported on either channel.
U1=Due to matrix interference and/or the presence of a large amount of non-target material, the reporting level for this compound has been elevated.
U2=The presence of this compound was not confirmed by the analyst based on the characteristic pattern matching of multi-component parameters, retention time, and/or peak shape.

P/C: P=Primary Result C=Confirmation Result X=Not Used CF=Calculated Calibration/Response Factor MC=Multi-Component

CLIENT SAMPLE NO

FD-1

PCB IDENTIFICATION SUMMARY

Lab Name: Phoenix Environmental Labs Client: NETC

Lab Code: Phoenix Lab File ID: 501A020 | 501B020 SDG No.: GBY06958

Lab SampleID: BY06980 Instrument ID: ECD1 Date Analyzed: 5/1/17 14:39

GC Column(A): RTX-440 ID: 0.32 (mm) GC Column(B): Rxi-Sil MS ID: 0.32 (mm)

ANALYTE	COL	RT	RT WINDOW FROM	RT WINDOW TO	CALCULATED CONC	CF	%RPD	*
Aroclor 1254-1	A	9.45	9.40	9.50	280	0.061	NA	
	B	10.05	10.00	10.10	220	0.075		
Aroclor 1254-2	A	9.95	9.91	10.01	480	0.077	NA	
	B	10.35	10.31	10.41	420	0.074		
Aroclor 1254-3	A	10.70	10.61	10.71	Not Used		NA	
	B	11.26	11.21	11.31	290	0.119		
Aroclor 1254-4	A	11.27	11.22	11.32	230	0.091	NA	
	B	11.58	11.52	11.62	420	0.058		
Aroclor 1254-5	A	12.18	12.07	12.17	Not Used		NA	
	B	12.67	12.60	12.70	Not Used			
Aroclor-1254	A				330		3.0	
	B				340			

Client Id: FD-1

Software Version: 4.1<1L22>
Date: 5/1/2017 03:05 PM
Sample Name : 06980 2x cu
Data File : E:\TC2017\ECD1\05-MAY\501A020.RAW Date: 5/1/2017 02:39 PM
Sequence File: E:\TC2017\ECD1\05-MAY\PCBSEQ.SEQ Cycle: 20 Channel : A
Instrument : AUTO_ECD1 Rack/Vial: 0/17 Operator:
Sample Amount : 1.0000 Dilution Factor : 1.00

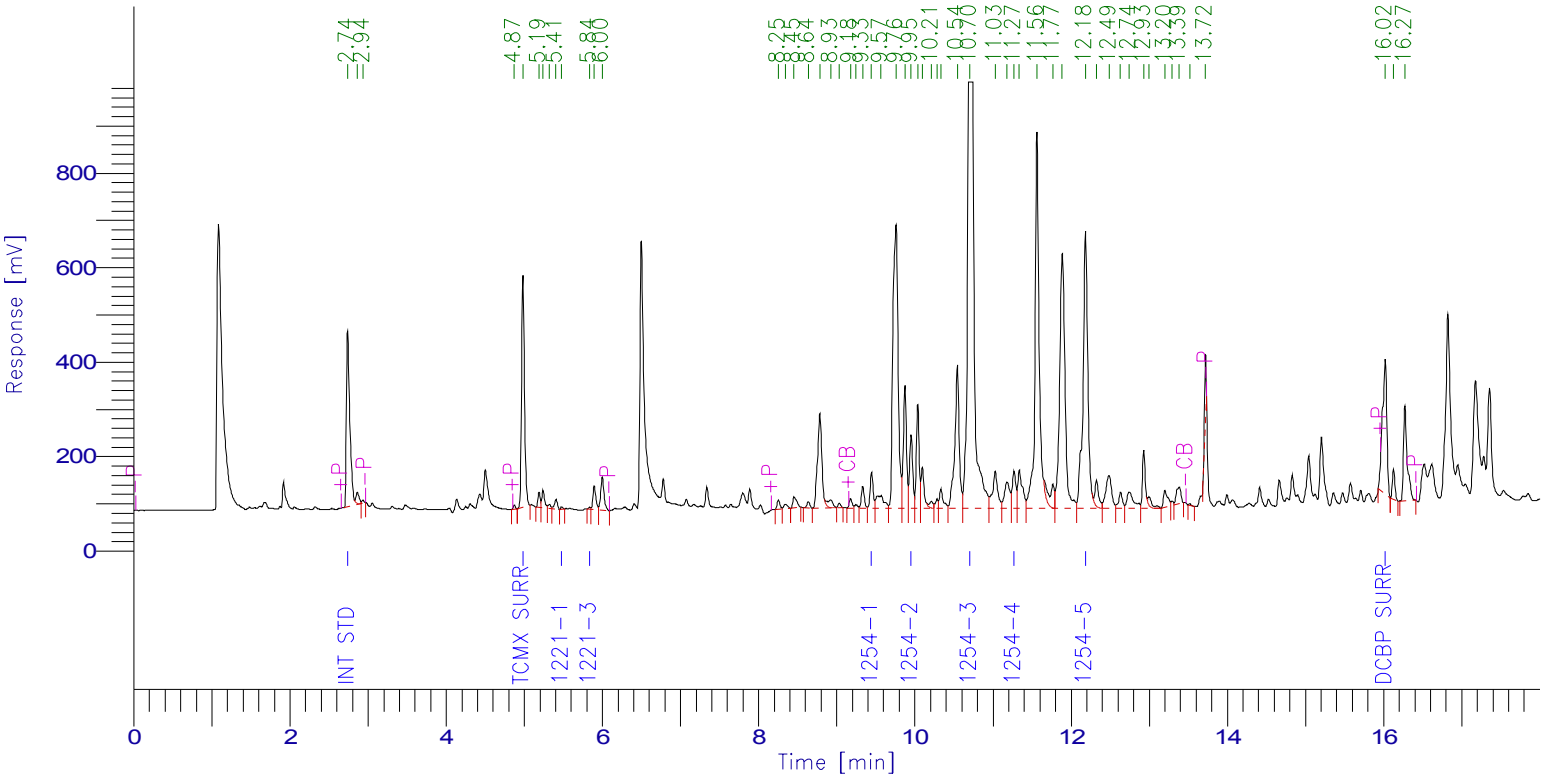

PCB Report

Time [min]	Component Name	Raw Amount	Area [µV·s]	Surrogate SM/WM	Surrogate QC / SL	Spike Rec Soils (%)	Spike Rec Water (%)
2.740	Int Std	100.0000	1133277.43	250.0000	100.0000	40.0000	20.0000
4.982	TCMX SURR	72.8251	1277333.81	182.0629	72.8251	29.1301	14.5650
5.479	1221-1	32.6970	10044.30	81.7426	32.6970	13.0788	6.5394
5.703	1221-2	0.0000	0.00	0.0000	0.0000	0.0000	0.0000
5.838	1221-3	14.6036	9649.03	36.5090	14.6036	5.8414	2.9207
9.445	1254-1	291.7349	203179.40	729.3372	291.7349	116.6939	58.3470
9.952	1254-2	499.6456	436704.78	1249.1139	499.6456	199.8582	99.9291
10.703	1254-3	4777.4552	5785142.05	11943.6380	4777.4552	1910.9821	955.4910
11.268	1254-4	241.4541	250306.46	603.6352	241.4541	96.5816	48.2908
12.182	1254-5	1885.9022	2539279.00	4714.7555	1885.9022	754.3609	377.1804
16.020	DCBP SURR	98.9243	1126356.27	247.3108	98.9243	39.5697	19.7849
		8015.2421	12771272.53				

Client Id: FD-1

Software Version: 4.1<1L22>
Date: 5/1/2017 03:03 PM
Sample Name : 06980 2x cu
Data File : E:\TC2017\ECD1\05-MAY\501B020.RAW Date: 5/1/2017 02:39 PM
Sequence File: E:\TC2017\ECD1\05-MAY\PCBSEQ.SEQ Cycle: 20 Channel : B
Instrument : AUTO_ECD1 Rack/Vial: 0/17 Operator:
Sample Amount : 1.0000 Dilution Factor : 1.00

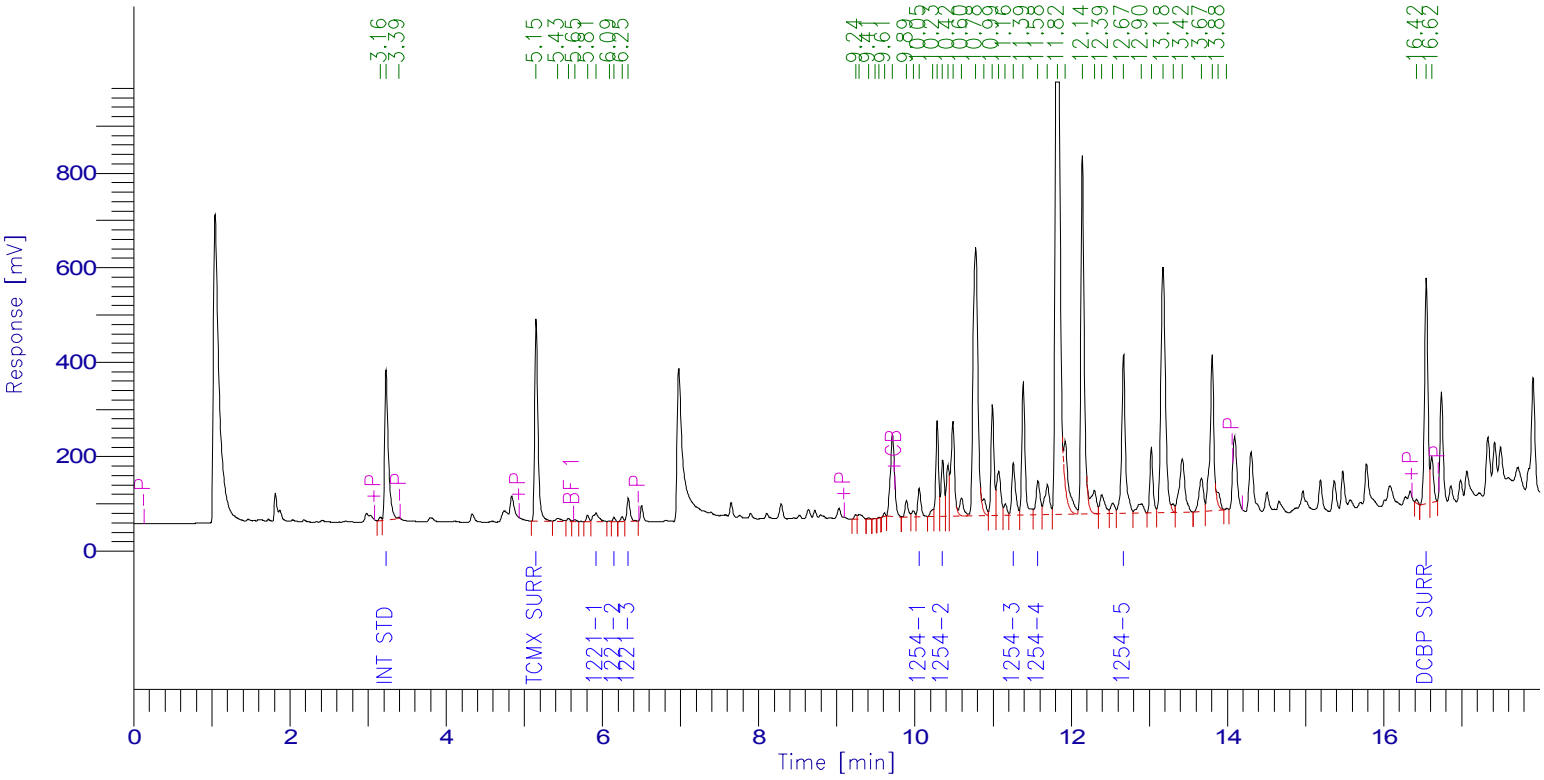

PCB Report

Time [min]	Component Name	Raw Amount	Area [µV·s]	Surrogate SM/WM	Surrogate QC / SL	Spike Rec Soils (%)	Spike Rec Water (%)
3.231	Int Std	100.0000	1024058.78	250.0000	100.0000	40.0000	20.0000
5.152	TCMX SURR	76.6768	1221009.55	191.6919	76.6768	30.6707	15.3354
5.919	1221-1	358.8100	95190.28	897.0249	358.8100	143.5240	71.7620
6.149	1221-2	133.7264	20957.08	334.3160	133.7264	53.4906	26.7453
6.332	1221-3	206.3717	137239.66	515.9293	206.3717	82.5487	41.2743
10.054	1254-1	231.4631	176875.24	578.6578	231.4631	92.5852	46.2926
10.354	1254-2	432.0174	329114.66	1080.0435	432.0174	172.8070	86.4035
11.259	1254-3	297.7830	364213.06	744.4576	297.7830	119.1132	59.5566
11.575	1254-4	435.6487	258588.41	1089.1217	435.6487	174.2595	87.1297
12.670	1254-5	1085.0380	1152133.27	2712.5950	1085.0380	434.0152	217.0076
16.543	DCBP SURR	127.9655	1418160.57	319.9138	127.9655	51.1862	25.5931
		3485.5006	6197540.56				

6D
PCB INITIAL CALIBRATION OF SINGLE COMPONENT ANALYTES

Lab Name: Phoenix Environmental Client: NETC

Lab Code: Phoenix Case No.: SAS No.: SDG No.: GBY06958

Instrument ID: ECD1

GC Col A: RTX-440 ID: 0.32 (mm) Date(s) Analyzed: 03/15/17 03/15/17

Method File: PC315AI

COMPOUND	RT OF STANDARDS			MEAN	RT WINDOW	
	LOW 315A024	MID 315A022	HIGH 315A020	RT	FROM	TO
Aroclor 1016-1	5.92	5.92	5.92	5.92	5.87	5.97
Aroclor 1016-2	7.06	7.06	7.06	7.06	7.01	7.11
Aroclor 1016-3	7.71	7.71	7.71	7.71	7.66	7.76
Aroclor 1016-4	8.02	8.03	8.02	8.02	7.97	8.07
Aroclor 1016-5	8.70	8.70	8.70	8.70	8.65	8.75
Aroclor 1260-1	11.10	11.10	11.09	11.10	11.02	11.16
Aroclor 1260-2	12.18	12.18	12.18	12.18	12.11	12.25
Aroclor 1260-3	12.39	12.39	12.39	12.39	12.32	12.46
Aroclor 1260-4	12.50	12.50	12.49	12.50	12.43	12.57
Aroclor 1260-5	12.80	12.80	12.79	12.80	12.73	12.87
Decachlorobiphenyl	16.10	16.10	16.09	16.10	16.00	16.20
Tetrachloro-m-xylene	5.04	5.05	5.04	5.04	4.99	5.09

Retention time windows are ± 0.05 minutes for all compounds that elute before Aroclor 1260-1, ± 0.07 minutes for all other compounds, except ± 0.10 minutes for Decachlorobiphenyl.

FORM VI PCB

6D
PCB INITIAL CALIBRATION OF SINGLE COMPONENT ANALYTES

Lab Name: Phoenix Environmental Client: NETC

Lab Code: Phoenix Case No.: SAS No.: SDG No.: GBY06958

Instrument ID: ECD1

GC Col B: Rxi-Sil MS ID: 0.32 (mm) Date(s) Analyzed: 03/15/17 03/15/17

Method File: PC315BI

COMPOUND	RT OF STANDARDS			MEAN	RT WINDOW	
	LOW 315B024	MID 315B022	HIGH 315B020	RT	FROM	TO
Aroclor 1016-1	6.38	6.38	6.37	6.38	6.33	6.43
Aroclor 1016-2	7.20	7.20	7.20	7.20	7.15	7.25
Aroclor 1016-3	8.35	8.35	8.35	8.35	8.30	8.40
Aroclor 1016-4	8.62	8.62	8.62	8.62	8.57	8.67
Aroclor 1016-5	8.77	8.77	8.76	8.77	8.72	8.82
Aroclor 1260-1	11.61	11.62	11.61	11.61	11.54	11.68
Aroclor 1260-2	11.97	11.97	11.97	11.97	11.90	12.04
Aroclor 1260-3	12.79	12.79	12.78	12.79	12.71	12.85
Aroclor 1260-4	12.89	12.89	12.89	12.89	12.82	12.96
Aroclor 1260-5	13.35	13.35	13.35	13.35	13.28	13.42
Decachlorobiphenyl	16.59	16.60	16.59	16.59	16.49	16.69
Tetrachloro-m-xylene	5.21	5.21	5.20	5.21	5.16	5.26

Retention time windows are ± 0.05 minutes for all compounds that elute before Aroclor 1260-1, ± 0.07 minutes for all other compounds, except ± 0.10 minutes for Decachlorobiphenyl.

FORM VI PCB

6E

PCB INITIAL CALIBRATION OF SINGLE COMPONENT ANALYTES (FACTORS)

Lab Name: Phoenix Environmental Client: NETC

Lab Code: Phoenix Case No.: _____ SAS No.: _____ SDG No.: GBY06958

Instr ID: ECD1 Levels: 8

GC Col A: _____ ID: _____ (mm) Analysis Dates: 03/15/17 - 03/15/17

Method File: PC315AI

CALIBRATION FACTORS

COMPOUND	Level 1 315A025	Level 2 315A024	Level 3 315A023	Level 4 315A022	Level 5 315A021	Level 6 315A020	Level 7 315A019	Level 8 315A026	MEAN	%RSD	*
Aroclor 1016-1	0.041	0.040	0.036	0.034	0.034	0.032	0.031	0.044	0.037	12.70	
Aroclor 1016-2	0.063	0.057	0.049	0.046	0.046	0.044	0.042	0.070	0.052	19.53	
Aroclor 1016-3	0.177	0.164	0.148	0.136	0.132	0.125	0.123	0.191	0.150	16.78	
Aroclor 1016-4	0.050	0.050	0.046	0.043	0.042	0.040	0.039	0.052	0.045	11.14	
Aroclor 1016-5	0.047	0.046	0.043	0.040	0.039	0.037	0.036	0.050	0.042	12.18	
Aroclor 1260-1	0.087	0.083	0.075	0.070	0.069	0.064	0.064	0.093	0.076	14.59	
Aroclor 1260-2	0.116	0.121	0.110	0.105	0.103	0.095	0.090	0.130	0.109	12.42	
Aroclor 1260-3	0.072	0.072	0.066	0.062	0.061	0.056	0.052	0.077	0.065	13.06	
Aroclor 1260-4	0.039	0.040	0.039	0.037	0.037	0.034	0.032	0.040	0.037	8.52	
Aroclor 1260-5	0.069	0.062	0.065	0.052	0.052	0.058	0.058	0.076	0.062	13.29	
Decachlorobiphenyl	1.101	1.061	0.969	0.952	0.943	0.881	0.891	1.240	1.005	12.12	
Tetrachloro-m-xylene	1.649	1.567	1.457	1.378	1.352			1.884	1.548	12.89	

%RSD must be less than or equal 20.0% for all compounds. (*) Criteria exceeded.

FORM VI PCB

6E

PCB INITIAL CALIBRATION OF SINGLE COMPONENT ANALYTES (FACTORS)

Lab Name: Phoenix Environmental Client: NETC

Lab Code: Phoenix Case No.: SAS No.: SDG No.: GBY06958

Instr ID: ECD1 Levels: 8

GC Col B: ID: (mm) Analysis Dates: 03/15/17 - 03/15/17

Method File: PC315BI

CALIBRATION FACTORS

COMPOUND	Level 1 315B025	Level 2 315B024	Level 3 315B023	Level 4 315B022	Level 5 315B021	Level 6 315B020	Level 7 315B019	Level 8 315B026	MEAN	%RSD	*
Aroclor 1016-1	0.045	0.043	0.039	0.036	0.035	0.033	0.032	0.048	0.039	14.96	
Aroclor 1016-2	0.094	0.087	0.077	0.071	0.068	0.066	0.064	0.102	0.079	18.22	
Aroclor 1016-3	0.073	0.069	0.060	0.055	0.058	0.056	0.055	0.078	0.063	14.23	
Aroclor 1016-4	0.042	0.039	0.036	0.034	0.035	0.034	0.033	0.042	0.037	9.84	
Aroclor 1016-5	0.035	0.032	0.032	0.026	0.033	0.032	0.031	0.043	0.033	14.26	
Aroclor 1260-1	0.087	0.101	0.072	0.074	0.070	0.066	0.066	0.096	0.079	17.47	
Aroclor 1260-2	0.094	0.089	0.086	0.081	0.072	0.067	0.072	0.097	0.082	13.35	
Aroclor 1260-3	0.083	0.078	0.069	0.065	0.063	0.059	0.059	0.095	0.071	17.90	
Aroclor 1260-4	0.048	0.045	0.040	0.038	0.037	0.034	0.035	0.057	0.042	18.82	
Aroclor 1260-5	0.084	0.080	0.076	0.070	0.068	0.063	0.064	0.079	0.073	10.53	
Decachlorobiphenyl	1.158	1.143	1.053	1.038	1.016	0.965	0.978	1.308	1.082	10.61	
Tetrachloro-m-xylene	1.623	1.591	1.498	1.427	1.389			1.802	1.555	9.72	

%RSD must be less than or equal 20.0% for all compounds. (*) Criteria exceeded.

FORM VI PCB

Turbochrom Method File : E:\TC2017\ECD1\03-MAR\PC315AI.MTH
Created by : AM on : 3/16/2017 09:03 AM
Edited by : god on : 3/16/2017 09:09 AM
Description :

Number of Times Edited : 4
Number of Times Calibrated : 5369

Instrument Conditions :
au-ECD1

Instrument Control Method:
Instrument name : AUTO_ECD1

Channel Parameters:
Data will be collected from both channels

Channel A signal source: DetA		Channel B signal source: DetB	
Analog Output	: INT	Analog Output	: INT
Attenuation	: -5	Attenuation	: -5
Offset	: 5.0 mV	Offset	: 5.0 mV

Delay Time : 0.00 min.
Run Time : 18.00 min.
Sampling Rate : 3.1250 pts/s

Autosampler Method:

Injection Volume	: 1.0 µl	Pre-Sequence Washes	: 0
Injection Speed	: NORM	Sample Washes	: 2
Viscosity Delay	: 0	Sample Pumps	: 4
Waste Vial	: 1	Solvent A Washes	: 4

Carriers Parameters:
Carrier A control : Press - PSIG
Initial Setpoint : 0.0 Initial Hold : 0.00 min

Carrier B control : NONE
Initial Setpoint : 0 Initial Hold : 0.00 min

Auxiliary Pneumatic 1 :
Auxiliary Pneumatic 1 setpoint : 0
Auxiliary Pneumatic 2 :
Auxiliary Pneumatic 2 setpoint : 0
Auxiliary Pneumatic 3 :
Auxiliary Pneumatic 3 setpoint : 0
Auxiliary Pneumatic 4 :
Auxiliary Pneumatic 4 setpoint : 0

Valve configuration and settings:

Valve 1	: NONE	Valve 2	: NONE
Valve 3	: NONE	Valve 4	: NONE
Valve 5	: NONE	Valve 6	: NONE

Detector Parameters:

Detector A : ECD		Detector B : ECD	
Range	: 1	Range	: 1
Time Constant	: 200	Time Constant	: 200

Autozero	: OFF	Autozero	: OFF
Ref Gas Flow	: 30.0 mL/m	Ref Gas Flow	: 30.0 mL/m
MkUp Gas Flow	: 0.0 mL/m	MkUp Gas Flow	: 0.0 mL/m

Heated Zones:

Injector A :
Injector A Setpoint : 250°
Injector B :
Injector B Setpoint : OFF
Detector A : 380°
Detector B : 380°
Auxiliary (NONE) : 0°

Oven Program:

Cryogenics : OFF
Initial Temp : 140° Maximum Temp : 350°
Initial Hold : 1.00 min Equilibration Time : 0.5 min
Ramp 1 : 10.5 °/min to 310°, hold for 0.81 min

Total Run Time : 18.00 min

Timed Events:

There are no timed events in the method

Real Time Plot Parameters :

Channel A -- Pages: 1 Offset: 0.000 mV Scale: 1000.000 mV
Channel B -- Pages: 1 Offset: 0.000 mV Scale: 1000.000 mV

Processing Parameters :

Bunch Factor : 2 points
Noise Threshold : 300 µV
Area Threshold : 1375.00 µV

Peak Separation Criteria
Width Ratio : 0.200
Valley-to-Peak Ratio : 0.010

Exponential Skim Criteria
Peak Height Ratio : 5.000
Adjusted Height Ratio : 4.000
Valley Height Ratio : 3.000

Baseline Timed Events :

Event #1 - -P at 0.122
Event #2 - +P at 2.642
Event #3 - -P at 2.971
Event #4 - +P at 4.885
Event #5 - -P at 5.262
Event #6 - +P at 5.828
Event #7 - S at 6.711
Event #8 - -P at 9.215
Event #9 - +P at 10.455
Event #10 - -P at 13.733
Event #11 - +P at 15.961
Event #12 - -P at 16.370

Annotated Replot Parameters :
No replot will be printed

Report Format files :
No report format files given

User Programs :
No user programs will be executed

Global Information :
Default Sample Volume : 1.000 uL
Quantitation Units :
Void Time : 0.000 min
Correct amounts during calibration : NO
Reject outliers during calibration : NO
An Internal Standard calibration will be used
Unknown peaks will be quantitated using a response factor of 1.000000

Component Information :
Int Std
Component Type : Single Peak Component
Retention Time : 2.791 min Search Window: 1.00 s, 1.00 %
Reference Component:
Find peak closest to expected RT in window
Internal Standard :
Use Average Calibration Factor (Area ratio / Amount ratio)
User Values:
Label :
Value 1: 0.000000
Value 2: 0.000000
Value 3: 0.000000
Value 4: 0.000000
Value 5: 0.000000
Calibration Levels:

Level Name	Amount	Area	Height	ISTD Resp.	ISTD Amt.	# Replicates
0.5	100.0000	1002935.64	415864.35	1.0000	1.0000	1
1	100.0000	953391.58	416924.85	1.0000	1.0000	1
2	100.0000	966024.52	409990.68	1.0000	1.0000	1
3	100.0000	947987.18	388875.45	1.0000	1.0000	1
4	100.0000	978077.48	375259.82	1.0000	1.0000	1
5	100.0000	981204.35	412853.14	1.0000	1.0000	1
6	100.0000	948537.26	350657.02	1.0000	1.0000	1
7	100.0000	937924.56	375431.03	1.0000	1.0000	1

Average Calibration Factor = 1.000000 (%RSD = 0.00)

TCMX SURR
Component Type : Single Peak Component
Retention Time : 5.044 min Search Window: 3.50 s, 1.00 %
Reference Component:
Find peak closest to expected RT in window
Internal Standard : Int Std
Use Average Calibration Factor (Area ratio / Amount ratio)
User Values:
Label :
Value 1: 0.000000
Value 2: 0.000000
Value 3: 0.000000

Value 4: 0.000000
Value 5: 0.000000

Calibration Levels:

Level Name	Amount	Area	Height	ISTD Resp.	ISTD Amt.	# Replicates
0.5	10.0000	188923.38	84466.17	0.1884	0.1000	1
1	20.0000	314480.02	141562.78	0.3299	0.2000	1
2	40.0000	605330.88	260290.49	0.6266	0.4000	1
3	60.0000	828909.00	346558.52	0.8744	0.6000	1
4	80.0000	1078315.89	445008.34	1.1025	0.8000	1
5	100.0000	1326223.29	556384.24	1.3516	1.0000	1

Average Calibration Factor = 1.547762 (%RSD = 12.89)

1016-1

Component Type : Single Peak Component
Retention Time : 5.919 min Search Window: 1.00 s, 1.00 %
Reference Component:
Find peak closest to expected RT in window
Internal Standard : Int Std
Use Average Calibration Factor (Area ratio / Amount ratio)
User Values:
Label :
Value 1: 0.000000
Value 2: 0.000000
Value 3: 0.000000
Value 4: 0.000000
Value 5: 0.000000

Calibration Levels:

Level Name	Amount	Area	Height	ISTD Resp.	ISTD Amt.	# Replicates
0.5	50.0000	22112.35	9913.12	0.0220	0.5000	1
1	100.0000	39372.31	17536.09	0.0413	1.0000	1
2	200.0000	76679.23	33279.84	0.0794	2.0000	1
3	400.0000	138347.68	58728.85	0.1459	4.0000	1
4	600.0000	198898.91	83998.41	0.2034	6.0000	1
5	800.0000	263778.99	110137.94	0.2688	8.0000	1
6	1000.0000	304392.76	123472.72	0.3209	10.0000	1
7	1200.0000	353937.85	144596.92	0.3774	12.0000	1

Average Calibration Factor = 0.036575 (%RSD = 12.70)

1016-2

Component Type : Single Peak Component
Retention Time : 7.063 min Search Window: 1.00 s, 1.00 %
Reference Component: 1016-1
Find peak closest to expected RT in window
Internal Standard : Int Std
Use Average Calibration Factor (Area ratio / Amount ratio)
User Values:
Label :
Value 1: 0.000000
Value 2: 0.000000
Value 3: 0.000000
Value 4: 0.000000
Value 5: 0.000000

Calibration Levels:

Level Name	Amount	Area	Height	ISTD Resp.	ISTD Amt.	# Replicates
0.5	50.0000	35194.00	9551.32	0.0351	0.5000	1
1	100.0000	60051.20	16367.66	0.0630	1.0000	1
2	200.0000	109954.02	30034.37	0.1138	2.0000	1
3	400.0000	186300.11	52198.65	0.1965	4.0000	1
4	600.0000	271355.33	74859.19	0.2774	6.0000	1
5	800.0000	359470.44	96988.76	0.3664	8.0000	1
6	1000.0000	413291.75	112840.63	0.4357	10.0000	1
7	1200.0000	473260.70	130066.39	0.5046	12.0000	1

Average Calibration Factor = 0.052108 (%RSD = 19.53)

1016-3

Component Type : Single Peak Component
Retention Time : 7.709 min Search Window: 1.00 s, 1.00 %
Reference Component: 1016-1
Find peak closest to expected RT in window
Internal Standard : Int Std
Use Average Calibration Factor (Area ratio / Amount ratio)
User Values:
Label :
Value 1: 0.000000
Value 2: 0.000000
Value 3: 0.000000
Value 4: 0.000000
Value 5: 0.000000
Calibration Levels:

Level Name	Amount	Area	Height	ISTD Resp.	ISTD Amt.	# Replicates
0.5	50.0000	95588.53	25326.21	0.0953	0.5000	1
1	100.0000	168801.61	43799.88	0.1771	1.0000	1
2	200.0000	316338.72	82325.20	0.3275	2.0000	1
3	400.0000	560062.46	145285.13	0.5908	4.0000	1
4	600.0000	799758.23	205755.93	0.8177	6.0000	1
5	800.0000	1039298.78	266062.30	1.0592	8.0000	1
6	1000.0000	1187600.69	301566.05	1.2520	10.0000	1
7	1200.0000	1386199.11	349412.46	1.4779	12.0000	1

Average Calibration Factor = 0.149519 (%RSD = 16.78)

1016-4

Component Type : Single Peak Component
Retention Time : 8.025 min Search Window: 1.00 s, 1.00 %
Reference Component: 1016-1
Find peak closest to expected RT in window
Internal Standard : Int Std
Use Average Calibration Factor (Area ratio / Amount ratio)
User Values:
Label :
Value 1: 0.000000
Value 2: 0.000000
Value 3: 0.000000
Value 4: 0.000000
Value 5: 0.000000
Calibration Levels:

Level Name	Amount	Area	Height	ISTD Resp.	ISTD Amt.	# Replicates
0.5	50.0000	26267.79	11715.75	0.0262	0.5000	1
1	100.0000	47702.70	20746.23	0.0500	1.0000	1
2	200.0000	95663.43	40402.47	0.0990	2.0000	1
3	400.0000	172708.13	72325.64	0.1822	4.0000	1
4	600.0000	251607.15	103928.18	0.2572	6.0000	1
5	800.0000	327965.67	135263.69	0.3342	8.0000	1
6	1000.0000	375635.85	154888.07	0.3960	10.0000	1
7	1200.0000	442229.39	179460.83	0.4715	12.0000	1

Average Calibration Factor = 0.045128 (%RSD = 11.14)

1016-5

Component Type : Single Peak Component
Retention Time : 8.701 min Search Window: 1.00 s, 1.00 %
Reference Component: 1016-1
Find peak closest to expected RT in window
Internal Standard : Int Std
Use Average Calibration Factor (Area ratio / Amount ratio)
User Values:

Label :
Value 1: 0.000000
Value 2: 0.000000
Value 3: 0.000000
Value 4: 0.000000
Value 5: 0.000000

Calibration Levels:

Level Name	Amount	Area	Height	ISTD Resp.	ISTD Amt.	# Replicates
0.5	50.0000	25306.55	10543.57	0.0252	0.5000	1
1	100.0000	44348.72	18529.74	0.0465	1.0000	1
2	200.0000	89568.48	36286.79	0.0927	2.0000	1
3	400.0000	161860.30	64535.55	0.1707	4.0000	1
4	600.0000	233169.44	92176.57	0.2384	6.0000	1
5	800.0000	307001.37	121911.79	0.3129	8.0000	1
6	1000.0000	347338.09	137854.16	0.3662	10.0000	1
7	1200.0000	409414.82	161256.93	0.4365	12.0000	1

Average Calibration Factor = 0.042233 (%RSD = 12.18)

1260-1

Component Type : Single Peak Component
Retention Time : 11.095 min Search Window: 0.50 s, 0.50 %
Reference Component:
Find peak closest to expected RT in window
Internal Standard : Int Std
Use Average Calibration Factor (Area ratio / Amount ratio)
User Values:
Label :
Value 1: 0.000000
Value 2: 0.000000
Value 3: 0.000000
Value 4: 0.000000
Value 5: 0.000000

Calibration Levels:

Level Name	Amount	Area	Height	ISTD Resp.	ISTD Amt.	# Replicates
0.5	50.0000	46682.34	19749.32	0.0465	0.5000	1
1	100.0000	83384.59	34793.67	0.0875	1.0000	1
2	200.0000	160933.50	65674.26	0.1666	2.0000	1
3	400.0000	283476.69	114418.77	0.2990	4.0000	1
4	600.0000	412531.16	163747.22	0.4218	6.0000	1
5	800.0000	541077.97	215348.55	0.5514	8.0000	1
6	1000.0000	605859.00	240000.95	0.6387	10.0000	1
7	1200.0000	718940.27	284536.58	0.7665	12.0000	1

Average Calibration Factor = 0.075698 (%RSD = 14.59)

1260-2

Component Type : Single Peak Component
Retention Time : 12.179 min Search Window: 0.50 s, 0.50 %
Reference Component: 1260-1
Find peak closest to expected RT in window
Internal Standard : Int Std
Use Average Calibration Factor (Area ratio / Amount ratio)
User Values:
Label :
Value 1: 0.000000
Value 2: 0.000000
Value 3: 0.000000
Value 4: 0.000000
Value 5: 0.000000

Calibration Levels:

Level Name	Amount	Area	Height	ISTD Resp.	ISTD Amt.	# Replicates
0.5	50.0000	65256.72	20691.61	0.0651	0.5000	1
1	100.0000	110798.63	37630.30	0.1162	1.0000	1

2	200.0000	234660.39	71208.96	0.2429	2.0000	1
3	400.0000	416961.79	127053.66	0.4398	4.0000	1
4	600.0000	614092.28	184231.97	0.6279	6.0000	1
5	800.0000	806755.24	243213.25	0.8222	8.0000	1
6	1000.0000	898840.39	267382.71	0.9476	10.0000	1
7	1200.0000	1012744.34	319784.93	1.0798	12.0000	1

Average Calibration Factor = 0.108740 (%RSD = 12.42)

1260-3

Component Type : Single Peak Component
Retention Time : 12.389 min Search Window: 0.50 s, 0.50 %
Reference Component: 1260-1
Find peak closest to expected RT in window
Internal Standard : Int Std
Use Average Calibration Factor (Area ratio / Amount ratio)
User Values:
Label :
Value 1: 0.000000
Value 2: 0.000000
Value 3: 0.000000
Value 4: 0.000000
Value 5: 0.000000
Calibration Levels:

Level Name	Amount	Area	Height	ISTD Resp.	ISTD Amt.	# Replicates
0.5	50.0000	38799.18	16424.92	0.0387	0.5000	1
1	100.0000	68478.00	28752.74	0.0718	1.0000	1
2	200.0000	138255.13	55922.04	0.1431	2.0000	1
3	400.0000	248477.54	97668.48	0.2621	4.0000	1
4	600.0000	365448.77	144601.82	0.3736	6.0000	1
5	800.0000	478199.41	189892.15	0.4874	8.0000	1
6	1000.0000	533207.43	209414.23	0.5621	10.0000	1
7	1200.0000	590365.73	245327.99	0.6294	12.0000	1

Average Calibration Factor = 0.064768 (%RSD = 13.06)

1260-4

Component Type : Single Peak Component
Retention Time : 12.498 min Search Window: 0.50 s, 0.70 %
Reference Component: 1260-1
Find peak closest to expected RT in window
Internal Standard : Int Std
Use Average Calibration Factor (Area ratio / Amount ratio)
User Values:
Label :
Value 1: 0.000000
Value 2: 0.000000
Value 3: 0.000000
Value 4: 0.000000
Value 5: 0.000000
Calibration Levels:

Level Name	Amount	Area	Height	ISTD Resp.	ISTD Amt.	# Replicates
0.5	50.0000	20303.68	8524.91	0.0202	0.5000	1
1	100.0000	37520.23	15698.92	0.0394	1.0000	1
2	200.0000	76572.08	31561.95	0.0793	2.0000	1
3	400.0000	146870.18	57123.99	0.1549	4.0000	1
4	600.0000	216267.89	83853.91	0.2211	6.0000	1
5	800.0000	286713.03	111923.05	0.2922	8.0000	1
6	1000.0000	318297.91	126912.06	0.3356	10.0000	1
7	1200.0000	354575.69	146359.22	0.3780	12.0000	1

Average Calibration Factor = 0.037081 (%RSD = 8.52)

1260-5

Component Type : Single Peak Component
Retention Time : 12.797 min Search Window: 0.50 s, 0.70 %

Reference Component: 1260-1
Find peak closest to expected RT in window
Internal Standard : Int Std
Use Average Calibration Factor (Area ratio / Amount ratio)
User Values:
Label :
Value 1: 0.000000
Value 2: 0.000000
Value 3: 0.000000
Value 4: 0.000000
Value 5: 0.000000
Calibration Levels:

Level Name	Amount	Area	Height	ISTD Resp.	ISTD Amt.	# Replicates
0.5	50.0000	37933.70	16266.97	0.0378	0.5000	1
1	100.0000	65402.63	28799.15	0.0686	1.0000	1
2	200.0000	120272.31	53071.51	0.1245	2.0000	1
3	400.0000	247855.55	97530.01	0.2615	4.0000	1
4	600.0000	307220.08	135466.76	0.3141	6.0000	1
5	800.0000	407047.15	178778.68	0.4148	8.0000	1
6	1000.0000	545597.03	207957.54	0.5752	10.0000	1
7	1200.0000	658026.87	250451.31	0.7016	12.0000	1

Average Calibration Factor = 0.061506 (%RSD = 13.29)

DCBP SURR
Component Type : Single Peak Component
Retention Time : 16.097 min Search Window: 1.00 s, 1.00 %
Reference Component:
Find peak closest to expected RT in window
Internal Standard : Int Std
Use Average Calibration Factor (Area ratio / Amount ratio)
User Values:
Label :
Value 1: 0.000000
Value 2: 0.000000
Value 3: 0.000000
Value 4: 0.000000
Value 5: 0.000000
Calibration Levels:

Level Name	Amount	Area	Height	ISTD Resp.	ISTD Amt.	# Replicates
0.5	10.0000	124399.40	50501.50	0.1240	0.1000	1
1	20.0000	209845.14	83232.35	0.2201	0.2000	1
2	40.0000	409855.85	157675.79	0.4243	0.4000	1
3	60.0000	551110.22	212540.52	0.5813	0.6000	1
4	80.0000	744822.21	282120.73	0.7615	0.8000	1
5	100.0000	925729.84	349701.96	0.9435	1.0000	1
6	120.0000	1002795.86	376485.15	1.0572	1.2000	1
7	140.0000	1170346.95	440571.22	1.2478	1.4000	1

Average Calibration Factor = 1.004764 (%RSD = 12.12)

Calibration Replicate Lists:
Component: Int Std
Level : 0.5

Area	Height	Vol Adj Amt	ISTD Response	ISTD Amount	Date/Time	File
1002935.64	415864.35	100.0000	1.0000	1.0000	3/16/2017 09:08 AM	GEDIT.RS

Level : 1

Area	Height	Vol Adj Amt	ISTD Response	ISTD Amount	Date/Time	File
953391.58	416924.85	100.0000	1.0000	1.0000	3/16/2017 09:08 AM	GEDIT.RS

Level : 2

Area	Height	Vol Adj Amt	ISTD Response	ISTD Amount	Date/Time		File
966024.52	409990.68	100.0000	1.0000	1.0000	3/16/2017	09:08 AM	GEDIT.RS

Level : 3

Area	Height	Vol Adj Amt	ISTD Response	ISTD Amount	Date/Time		File
947987.18	388875.45	100.0000	1.0000	1.0000	3/16/2017	09:08 AM	GEDIT.RS

Level : 4

Area	Height	Vol Adj Amt	ISTD Response	ISTD Amount	Date/Time		File
978077.48	375259.82	100.0000	1.0000	1.0000	3/16/2017	09:08 AM	GEDIT.RS

Level : 5

Area	Height	Vol Adj Amt	ISTD Response	ISTD Amount	Date/Time		File
981204.35	412853.14	100.0000	1.0000	1.0000	3/16/2017	09:08 AM	GEDIT.RS

Level : 6

Area	Height	Vol Adj Amt	ISTD Response	ISTD Amount	Date/Time		File
948537.26	350657.02	100.0000	1.0000	1.0000	3/16/2017	09:08 AM	GEDIT.RS

Level : 7

Area	Height	Vol Adj Amt	ISTD Response	ISTD Amount	Date/Time		File
937924.56	375431.03	100.0000	1.0000	1.0000	3/16/2017	09:08 AM	GEDIT.RS

Component: TCMX SURR

Level : 0.5

Area	Height	Vol Adj Amt	ISTD Response	ISTD Amount	Date/Time		File
188923.38	84466.17	10.0000	0.1884	0.1000	3/16/2017	09:08 AM	GEDIT.RS

Level : 1

Area	Height	Vol Adj Amt	ISTD Response	ISTD Amount	Date/Time		File
314480.02	141562.78	20.0000	0.3299	0.2000	3/16/2017	09:08 AM	GEDIT.RS

Level : 2

Area	Height	Vol Adj Amt	ISTD Response	ISTD Amount	Date/Time		File
605330.88	260290.49	40.0000	0.6266	0.4000	3/16/2017	09:08 AM	GEDIT.RS

Level : 3

Area	Height	Vol Adj Amt	ISTD Response	ISTD Amount	Date/Time		File
828909.00	346558.52	60.0000	0.8744	0.6000	3/16/2017	09:08 AM	GEDIT.RS

Level : 4

Area	Height	Vol Adj Amt	ISTD Response	ISTD Amount	Date/Time		File
1078315.89	445008.34	80.0000	1.1025	0.8000	3/16/2017	09:08 AM	GEDIT.RS

Level : 5

Area	Height	Vol Adj Amt	ISTD Response	ISTD Amount	Date/Time	File
1326223.29	556384.24	100.0000	1.3516	1.0000	3/16/2017 09:08 AM	GEDIT.RS

Component: 1016-1

Level : 0.5

Area	Height	Vol Adj Amt	ISTD Response	ISTD Amount	Date/Time	File
22112.35	9913.12	50.0000	0.0220	0.5000	3/16/2017 09:08 AM	GEDIT.RS

Level : 1

Area	Height	Vol Adj Amt	ISTD Response	ISTD Amount	Date/Time	File
39372.31	17536.09	100.0000	0.0413	1.0000	3/16/2017 09:08 AM	GEDIT.RS

Level : 2

Area	Height	Vol Adj Amt	ISTD Response	ISTD Amount	Date/Time	File
76679.23	33279.84	200.0000	0.0794	2.0000	3/16/2017 09:08 AM	GEDIT.RS

Level : 3

Area	Height	Vol Adj Amt	ISTD Response	ISTD Amount	Date/Time	File
138347.68	58728.85	400.0000	0.1459	4.0000	3/16/2017 09:08 AM	GEDIT.RS

Level : 4

Area	Height	Vol Adj Amt	ISTD Response	ISTD Amount	Date/Time	File
198898.91	83998.41	600.0000	0.2034	6.0000	3/16/2017 09:08 AM	GEDIT.RS

Level : 5

Area	Height	Vol Adj Amt	ISTD Response	ISTD Amount	Date/Time	File
263778.99	110137.94	800.0000	0.2688	8.0000	3/16/2017 09:08 AM	GEDIT.RS

Level : 6

Area	Height	Vol Adj Amt	ISTD Response	ISTD Amount	Date/Time	File
304392.76	123472.72	1000.0000	0.3209	10.0000	3/16/2017 09:08 AM	GEDIT.RS

Level : 7

Area	Height	Vol Adj Amt	ISTD Response	ISTD Amount	Date/Time	File
353937.85	144596.92	1200.0000	0.3774	12.0000	3/16/2017 09:08 AM	GEDIT.RS

Component: 1016-2

Level : 0.5

Area	Height	Vol Adj Amt	ISTD Response	ISTD Amount	Date/Time	File
35194.00	9551.32	50.0000	0.0351	0.5000	3/16/2017 09:08 AM	GEDIT.RS

Level : 1

Area	Height	Vol Adj Amt	ISTD Response	ISTD Amount	Date/Time	File
60051.20	16367.66	100.0000	0.0630	1.0000	3/16/2017 09:08 AM	GEDIT.RS

Level : 2

Area	Height	Vol Adj Amt	ISTD Response	ISTD Amount	Date/Time	File
109954.02	30034.37	200.0000	0.1138	2.0000	3/16/2017 09:08 AM	GEDIT.RS

Level : 3

Area	Height	Vol Adj Amt	ISTD Response	ISTD Amount	Date/Time	File
186300.11	52198.65	400.0000	0.1965	4.0000	3/16/2017 09:08 AM	GEDIT.RS

Level : 4

Area	Height	Vol Adj Amt	ISTD Response	ISTD Amount	Date/Time	File
271355.33	74859.19	600.0000	0.2774	6.0000	3/16/2017 09:08 AM	GEDIT.RS

Level : 5

Area	Height	Vol Adj Amt	ISTD Response	ISTD Amount	Date/Time	File
359470.44	96988.76	800.0000	0.3664	8.0000	3/16/2017 09:08 AM	GEDIT.RS

Level : 6

Area	Height	Vol Adj Amt	ISTD Response	ISTD Amount	Date/Time	File
413291.75	112840.63	1000.0000	0.4357	10.0000	3/16/2017 09:08 AM	GEDIT.RS

Level : 7

Area	Height	Vol Adj Amt	ISTD Response	ISTD Amount	Date/Time	File
473260.70	130066.39	1200.0000	0.5046	12.0000	3/16/2017 09:08 AM	GEDIT.RS

Component: 1016-3

Level : 0.5

Area	Height	Vol Adj Amt	ISTD Response	ISTD Amount	Date/Time	File
95588.53	25326.21	50.0000	0.0953	0.5000	3/16/2017 09:08 AM	GEDIT.RS

Level : 1

Area	Height	Vol Adj Amt	ISTD Response	ISTD Amount	Date/Time	File
168801.61	43799.88	100.0000	0.1771	1.0000	3/16/2017 09:08 AM	GEDIT.RS

Level : 2

Area	Height	Vol Adj Amt	ISTD Response	ISTD Amount	Date/Time	File
316338.72	82325.20	200.0000	0.3275	2.0000	3/16/2017 09:08 AM	GEDIT.RS

Level : 3

Area	Height	Vol Adj Amt	ISTD Response	ISTD Amount	Date/Time	File
560062.46	145285.13	400.0000	0.5908	4.0000	3/16/2017 09:08 AM	GEDIT.RS

Level : 4

Area	Height	Vol Adj Amt	ISTD Response	ISTD Amount	Date/Time	File
799758.23	205755.93	600.0000	0.8177	6.0000	3/16/2017 09:08 AM	GEDIT.RS

Level : 5

Area	Height	Vol Adj Amt	ISTD Response	ISTD Amount	Date/Time		File
1039298.78	266062.30	800.0000	1.0592	8.0000	3/16/2017	09:08 AM	GEDIT.RS

Level : 6

Area	Height	Vol Adj Amt	ISTD Response	ISTD Amount	Date/Time		File
1187600.69	301566.05	1000.0000	1.2520	10.0000	3/16/2017	09:08 AM	GEDIT.RS

Level : 7

Area	Height	Vol Adj Amt	ISTD Response	ISTD Amount	Date/Time		File
1386199.11	349412.46	1200.0000	1.4779	12.0000	3/16/2017	09:08 AM	GEDIT.RS

Component: 1016-4

Level : 0.5

Area	Height	Vol Adj Amt	ISTD Response	ISTD Amount	Date/Time		File
26267.79	11715.75	50.0000	0.0262	0.5000	3/16/2017	09:08 AM	GEDIT.RS

Level : 1

Area	Height	Vol Adj Amt	ISTD Response	ISTD Amount	Date/Time		File
47702.70	20746.23	100.0000	0.0500	1.0000	3/16/2017	09:08 AM	GEDIT.RS

Level : 2

Area	Height	Vol Adj Amt	ISTD Response	ISTD Amount	Date/Time		File
95663.43	40402.47	200.0000	0.0990	2.0000	3/16/2017	09:08 AM	GEDIT.RS

Level : 3

Area	Height	Vol Adj Amt	ISTD Response	ISTD Amount	Date/Time		File
172708.13	72325.64	400.0000	0.1822	4.0000	3/16/2017	09:08 AM	GEDIT.RS

Level : 4

Area	Height	Vol Adj Amt	ISTD Response	ISTD Amount	Date/Time		File
251607.15	103928.18	600.0000	0.2572	6.0000	3/16/2017	09:08 AM	GEDIT.RS

Level : 5

Area	Height	Vol Adj Amt	ISTD Response	ISTD Amount	Date/Time		File
327965.67	135263.69	800.0000	0.3342	8.0000	3/16/2017	09:08 AM	GEDIT.RS

Level : 6

Area	Height	Vol Adj Amt	ISTD Response	ISTD Amount	Date/Time		File
375635.85	154888.07	1000.0000	0.3960	10.0000	3/16/2017	09:08 AM	GEDIT.RS

Level : 7

Area	Height	Vol Adj Amt	ISTD Response	ISTD Amount	Date/Time		File
442229.39	179460.83	1200.0000	0.4715	12.0000	3/16/2017	09:08 AM	GEDIT.RS

Component: 1016-5

Level : 0.5

Area	Height	Vol Adj Amt	ISTD Response	ISTD Amount	Date/Time	File
25306.55	10543.57	50.0000	0.0252	0.5000	3/16/2017 09:08 AM	GEDIT.RS

Level : 1

Area	Height	Vol Adj Amt	ISTD Response	ISTD Amount	Date/Time	File
44348.72	18529.74	100.0000	0.0465	1.0000	3/16/2017 09:08 AM	GEDIT.RS

Level : 2

Area	Height	Vol Adj Amt	ISTD Response	ISTD Amount	Date/Time	File
89568.48	36286.79	200.0000	0.0927	2.0000	3/16/2017 09:08 AM	GEDIT.RS

Level : 3

Area	Height	Vol Adj Amt	ISTD Response	ISTD Amount	Date/Time	File
161860.30	64535.55	400.0000	0.1707	4.0000	3/16/2017 09:08 AM	GEDIT.RS

Level : 4

Area	Height	Vol Adj Amt	ISTD Response	ISTD Amount	Date/Time	File
233169.44	92176.57	600.0000	0.2384	6.0000	3/16/2017 09:08 AM	GEDIT.RS

Level : 5

Area	Height	Vol Adj Amt	ISTD Response	ISTD Amount	Date/Time	File
307001.37	121911.79	800.0000	0.3129	8.0000	3/16/2017 09:08 AM	GEDIT.RS

Level : 6

Area	Height	Vol Adj Amt	ISTD Response	ISTD Amount	Date/Time	File
347338.09	137854.16	1000.0000	0.3662	10.0000	3/16/2017 09:08 AM	GEDIT.RS

Level : 7

Area	Height	Vol Adj Amt	ISTD Response	ISTD Amount	Date/Time	File
409414.82	161256.93	1200.0000	0.4365	12.0000	3/16/2017 09:08 AM	GEDIT.RS

Component: 1260-1

Level : 0.5

Area	Height	Vol Adj Amt	ISTD Response	ISTD Amount	Date/Time	File
46682.34	19749.32	50.0000	0.0465	0.5000	3/16/2017 09:08 AM	GEDIT.RS

Level : 1

Area	Height	Vol Adj Amt	ISTD Response	ISTD Amount	Date/Time	File
83384.59	34793.67	100.0000	0.0875	1.0000	3/16/2017 09:08 AM	GEDIT.RS

Level : 2

Area	Height	Vol Adj Amt	ISTD Response	ISTD Amount	Date/Time	File
160933.50	65674.26	200.0000	0.1666	2.0000	3/16/2017 09:08 AM	GEDIT.RS

Level : 3

Area	Height	Vol Adj Amt	ISTD Response	ISTD Amount	Date/Time		File
283476.69	114418.77	400.0000	0.2990	4.0000	3/16/2017	09:08 AM	GEDIT.RS

Level : 4

Area	Height	Vol Adj Amt	ISTD Response	ISTD Amount	Date/Time		File
412531.16	163747.22	600.0000	0.4218	6.0000	3/16/2017	09:08 AM	GEDIT.RS

Level : 5

Area	Height	Vol Adj Amt	ISTD Response	ISTD Amount	Date/Time		File
541077.97	215348.55	800.0000	0.5514	8.0000	3/16/2017	09:08 AM	GEDIT.RS

Level : 6

Area	Height	Vol Adj Amt	ISTD Response	ISTD Amount	Date/Time		File
605859.00	240000.95	1000.0000	0.6387	10.0000	3/16/2017	09:08 AM	GEDIT.RS

Level : 7

Area	Height	Vol Adj Amt	ISTD Response	ISTD Amount	Date/Time		File
718940.27	284536.58	1200.0000	0.7665	12.0000	3/16/2017	09:08 AM	GEDIT.RS

Component: 1260-2

Level : 0.5

Area	Height	Vol Adj Amt	ISTD Response	ISTD Amount	Date/Time		File
65256.72	20691.61	50.0000	0.0651	0.5000	3/16/2017	09:08 AM	GEDIT.RS

Level : 1

Area	Height	Vol Adj Amt	ISTD Response	ISTD Amount	Date/Time		File
110796.63	37030.30	100.0000	0.1162	1.0000	3/16/2017	09:08 AM	GEDIT.RS

Level : 2

Area	Height	Vol Adj Amt	ISTD Response	ISTD Amount	Date/Time		File
234660.39	71208.96	200.0000	0.2429	2.0000	3/16/2017	09:08 AM	GEDIT.RS

Level : 3

Area	Height	Vol Adj Amt	ISTD Response	ISTD Amount	Date/Time		File
416961.79	127053.66	400.0000	0.4398	4.0000	3/16/2017	09:08 AM	GEDIT.RS

Level : 4

Area	Height	Vol Adj Amt	ISTD Response	ISTD Amount	Date/Time		File
614092.28	184231.97	600.0000	0.6279	6.0000	3/16/2017	09:08 AM	GEDIT.RS

Level : 5

Area	Height	Vol Adj Amt	ISTD Response	ISTD Amount	Date/Time		File
806755.24	243213.25	800.0000	0.8222	8.0000	3/16/2017	09:08 AM	GEDIT.RS

Level : 6

Area	Height	Vol Adj Amt	ISTD Response	ISTD Amount	Date/Time		File

898840.39	267382.71	1000.0000	0.9476	10.0000	3/16/2017	09:08 AM	GEDIT.RS

Level : 7

Area	Height	Vol Adj Amt	ISTD Response	ISTD Amount	Date/Time	File
1012744.34	319784.93	1200.0000	1.0798	12.0000	3/16/2017 09:08 AM	GEDIT.RS

Component: 1260-3

Level : 0.5

Area	Height	Vol Adj Amt	ISTD Response	ISTD Amount	Date/Time	File
38799.18	16424.92	50.0000	0.0387	0.5000	3/16/2017 09:08 AM	GEDIT.RS

Level : 1

Area	Height	Vol Adj Amt	ISTD Response	ISTD Amount	Date/Time	File
68478.00	28752.74	100.0000	0.0718	1.0000	3/16/2017 09:08 AM	GEDIT.RS

Level : 2

Area	Height	Vol Adj Amt	ISTD Response	ISTD Amount	Date/Time	File
138255.13	55922.04	200.0000	0.1431	2.0000	3/16/2017 09:08 AM	GEDIT.RS

Level : 3

Area	Height	Vol Adj Amt	ISTD Response	ISTD Amount	Date/Time	File
248477.54	97668.48	400.0000	0.2621	4.0000	3/16/2017 09:08 AM	GEDIT.RS

Level : 4

Area	Height	Vol Adj Amt	ISTD Response	ISTD Amount	Date/Time	File
365448.77	144601.82	600.0000	0.3736	6.0000	3/16/2017 09:08 AM	GEDIT.RS

Level : 5

Area	Height	Vol Adj Amt	ISTD Response	ISTD Amount	Date/Time	File
478199.41	189892.15	800.0000	0.4874	8.0000	3/16/2017 09:08 AM	GEDIT.RS

Level : 6

Area	Height	Vol Adj Amt	ISTD Response	ISTD Amount	Date/Time	File
533207.43	209414.23	1000.0000	0.5621	10.0000	3/16/2017 09:08 AM	GEDIT.RS

Level : 7

Area	Height	Vol Adj Amt	ISTD Response	ISTD Amount	Date/Time	File
590365.73	245327.99	1200.0000	0.6294	12.0000	3/16/2017 09:08 AM	GEDIT.RS

Component: 1260-4

Level : 0.5

Area	Height	Vol Adj Amt	ISTD Response	ISTD Amount	Date/Time	File
20303.68	8524.91	50.0000	0.0202	0.5000	3/16/2017 09:08 AM	GEDIT.RS

Level : 1

Area	Height	Vol Adj Amt	ISTD Response	ISTD Amount	Date/Time	File

Area	Height	Vol Adj Amt	ISTD Response	ISTD Amount	Date/Time		File
37520.23	15698.92	100.0000	0.0394	1.0000	3/16/2017	09:08 AM	GEDIT.RS

Level : 2

Area	Height	Vol Adj Amt	ISTD Response	ISTD Amount	Date/Time		File
76572.08	31561.95	200.0000	0.0793	2.0000	3/16/2017	09:08 AM	GEDIT.RS

Level : 3

Area	Height	Vol Adj Amt	ISTD Response	ISTD Amount	Date/Time		File
146870.18	57123.99	400.0000	0.1549	4.0000	3/16/2017	09:08 AM	GEDIT.RS

Level : 4

Area	Height	Vol Adj Amt	ISTD Response	ISTD Amount	Date/Time		File
216267.89	83853.91	600.0000	0.2211	6.0000	3/16/2017	09:08 AM	GEDIT.RS

Level : 5

Area	Height	Vol Adj Amt	ISTD Response	ISTD Amount	Date/Time		File
286713.03	111923.05	800.0000	0.2922	8.0000	3/16/2017	09:08 AM	GEDIT.RS

Level : 6

Area	Height	Vol Adj Amt	ISTD Response	ISTD Amount	Date/Time		File
318297.91	126912.06	1000.0000	0.3356	10.0000	3/16/2017	09:08 AM	GEDIT.RS

Level : 7

Area	Height	Vol Adj Amt	ISTD Response	ISTD Amount	Date/Time		File
354575.69	146359.22	1200.0000	0.3780	12.0000	3/16/2017	09:08 AM	GEDIT.RS

Component: 1260-5

Level : 0.5

Area	Height	Vol Adj Amt	ISTD Response	ISTD Amount	Date/Time		File
37933.70	16266.97	50.0000	0.0378	0.5000	3/16/2017	09:08 AM	GEDIT.RS

Level : 1

Area	Height	Vol Adj Amt	ISTD Response	ISTD Amount	Date/Time		File
65402.63	28799.15	100.0000	0.0686	1.0000	3/16/2017	09:08 AM	GEDIT.RS

Level : 2

Area	Height	Vol Adj Amt	ISTD Response	ISTD Amount	Date/Time		File
120272.31	53071.51	200.0000	0.1245	2.0000	3/16/2017	09:08 AM	GEDIT.RS

Level : 3

Area	Height	Vol Adj Amt	ISTD Response	ISTD Amount	Date/Time		File
247855.55	97530.01	400.0000	0.2615	4.0000	3/16/2017	09:08 AM	GEDIT.RS

Level : 4

Area	Height	Vol Adj Amt	ISTD Response	ISTD Amount	Date/Time		File
307220.06	135466.76	600.0000	0.3141	6.0000	3/16/2017	09:08 AM	GEDIT.RS

Level : 5

Area	Height	Vol Adj Amt	ISTD Response	ISTD Amount	Date/Time		File
407047.15	178778.68	800.0000	0.4148	8.0000	3/16/2017	09:08 AM	GEDIT.RS

Level : 6

Area	Height	Vol Adj Amt	ISTD Response	ISTD Amount	Date/Time		File
545597.03	207957.54	1000.0000	0.5752	10.0000	3/16/2017	09:08 AM	GEDIT.RS

Level : 7

Area	Height	Vol Adj Amt	ISTD Response	ISTD Amount	Date/Time		File
658026.87	250451.31	1200.0000	0.7016	12.0000	3/16/2017	09:08 AM	GEDIT.RS

Component: DCBP SURR

Level : 0.5

Area	Height	Vol Adj Amt	ISTD Response	ISTD Amount	Date/Time		File
124399.40	50501.50	10.0000	0.1240	0.1000	3/16/2017	09:08 AM	GEDIT.RS

Level : 1

Area	Height	Vol Adj Amt	ISTD Response	ISTD Amount	Date/Time		File
209845.14	83232.35	20.0000	0.2201	0.2000	3/16/2017	09:08 AM	GEDIT.RS

Level : 2

Area	Height	Vol Adj Amt	ISTD Response	ISTD Amount	Date/Time		File
409855.85	157675.79	40.0000	0.4243	0.4000	3/16/2017	09:08 AM	GEDIT.RS

Level : 3

Area	Height	Vol Adj Amt	ISTD Response	ISTD Amount	Date/Time		File
551110.22	212540.52	60.0000	0.5813	0.6000	3/16/2017	09:08 AM	GEDIT.RS

Level : 4

Area	Height	Vol Adj Amt	ISTD Response	ISTD Amount	Date/Time		File
744822.21	282120.73	80.0000	0.7615	0.8000	3/16/2017	09:08 AM	GEDIT.RS

Level : 5

Area	Height	Vol Adj Amt	ISTD Response	ISTD Amount	Date/Time		File
925729.84	349701.96	100.0000	0.9435	1.0000	3/16/2017	09:08 AM	GEDIT.RS

Level : 6

Area	Height	Vol Adj Amt	ISTD Response	ISTD Amount	Date/Time		File
1002795.86	376485.15	120.0000	1.0572	1.2000	3/16/2017	09:08 AM	GEDIT.RS

Level : 7

Area	Height	Vol Adj Amt	ISTD Response	ISTD Amount	Date/Time		File
1170346.95	440571.22	140.0000	1.2478	1.4000	3/16/2017	09:08 AM	GEDIT.RS

Turbochrom Method File : E:\TC2017\ECD1\03-MAR\PC315BI.MTH
Created by : AM on : 3/16/2017 09:09 AM
Edited by : god on : 3/16/2017 09:10 AM
Description :

Number of Times Edited : 2
Number of Times Calibrated : 5369

Instrument Conditions :
au-ECD1

Instrument Control Method:
Instrument name : AUTO_ECD1

Channel Parameters:
Data will be collected from both channels

Channel A signal source: DetA		Channel B signal source: DetB	
Analog Output	: INT	Analog Output	: INT
Attenuation	: -5	Attenuation	: -5
Offset	: 5.0 mV	Offset	: 5.0 mV

Delay Time : 0.00 min.
Run Time : 18.00 min.
Sampling Rate : 3.1250 pts/s

Autosampler Method:

Injection Volume	: 1.0 µl	Pre-Sequence Washes	: 0
Injection Speed	: NORM	Sample Washes	: 2
Viscosity Delay	: 0	Sample Pumps	: 4
Waste Vial	: 1	Solvent A Washes	: 4

Carriers Parameters:
Carrier A control : Press - PSIG
Initial Setpoint : 0.0 Initial Hold : 0.00 min

Carrier B control : NONE
Initial Setpoint : 0 Initial Hold : 0.00 min

Auxiliary Pneumatic 1 :
Auxiliary Pneumatic 1 setpoint : 0
Auxiliary Pneumatic 2 :
Auxiliary Pneumatic 2 setpoint : 0
Auxiliary Pneumatic 3 :
Auxiliary Pneumatic 3 setpoint : 0
Auxiliary Pneumatic 4 :
Auxiliary Pneumatic 4 setpoint : 0

Valve configuration and settings:

Valve 1	: NONE	Valve 2	: NONE
Valve 3	: NONE	Valve 4	: NONE
Valve 5	: NONE	Valve 6	: NONE

Detector Parameters:

Detector A : ECD		Detector B : ECD	
Range	: 1	Range	: 1
Time Constant	: 200	Time Constant	: 200

Autozero : OFF
Ref Gas Flow : 30.0 mL/m
MkUp Gas Flow : 0.0 mL/m

Autozero : OFF
Ref Gas Flow : 30.0 mL/m
MkUp Gas Flow : 0.0 mL/m

Heated Zones:

Injector A :
Injector A Setpoint : 250°
Injector B :
Injector B Setpoint : OFF
Detector A : 380°
Detector B : 380°
Auxiliary (NONE) : 0°

Oven Program:

Cryogenics : OFF
Initial Temp : 140°
Initial Hold : 1.00 min
Maximum Temp : 350°
Equilibration Time : 0.5 min
Ramp 1 : 10.5 °/min to 310°, hold for 0.81 min

Total Run Time : 18.00 min

Timed Events:

There are no timed events in the method

Real Time Plot Parameters :

Channel A -- Pages: 1 Offset: 0.000 mV Scale: 1000.000 mV
Channel B -- Pages: 1 Offset: 0.000 mV Scale: 1000.000 mV

Processing Parameters :

Bunch Factor : 2 points
Noise Threshold : 937 µV
Area Threshold : 4686.00 µV

Peak Separation Criteria
Width Ratio : 0.200
Valley-to-Peak Ratio : 0.010

Exponential Skim Criteria
Peak Height Ratio : 5.000
Adjusted Height Ratio : 4.000
Valley Height Ratio : 3.000

Baseline Timed Events :

Event #1 - -P at 0.122
Event #2 - +P at 3.176
Event #3 - -P at 3.552
Event #4 - +P at 5.042
Event #5 - -P at 5.388
Event #6 - +P at 5.873
Event #7 - -P at 9.121
Event #8 - +P at 11.207
Event #9 - -P at 14.219
Event #10 - +P at 16.433
Event #11 - -P at 16.856

Annotated Replot Parameters :
No replot will be printed

Report Format files :
No report format files given

User Programs :
No user programs will be executed

Global Information :
Default Sample Volume : 1.000 uL
Quantitation Units :
Void Time : 0.000 min
Correct amounts during calibration : NO
Reject outliers during calibration : NO
An Internal Standard calibration will be used
Unknown peaks will be quantitated using a response factor of 1.000000

Component Information :
Int Std
Component Type : Single Peak Component
Retention Time : 3.290 min Search Window: 1.00 s, 1.00 %
Reference Component:
Find peak closest to expected RT in window
Internal Standard :
Use Average Calibration Factor (Area ratio / Amount ratio)
User Values:
Label :
Value 1: 0.000000
Value 2: 0.000000
Value 3: 0.000000
Value 4: 0.000000
Value 5: 0.000000
Calibration Levels:

Level Name	Amount	Area	Height	ISTD Resp.	ISTD Amt.	# Replicates
0.5	100.0000	1046321.14	416218.41	1.0000	1.0000	1
1	100.0000	992202.61	409337.98	1.0000	1.0000	1
2	100.0000	1002445.42	398003.66	1.0000	1.0000	1
3	100.0000	983507.56	381769.13	1.0000	1.0000	1
4	100.0000	1022610.41	379913.05	1.0000	1.0000	1
5	100.0000	1048556.43	406423.88	1.0000	1.0000	1
6	100.0000	1001337.23	356675.42	1.0000	1.0000	1
7	100.0000	1000156.21	373696.63	1.0000	1.0000	1

Average Calibration Factor = 1.000000 (%RSD = 0.00)

TCMX SURR
Component Type : Single Peak Component
Retention Time : 5.206 min Search Window: 3.50 s, 1.00 %
Reference Component:
Find peak closest to expected RT in window
Internal Standard : Int Std
Use Average Calibration Factor (Area ratio / Amount ratio)
User Values:
Label :
Value 1: 0.000000
Value 2: 0.000000
Value 3: 0.000000
Value 4: 0.000000

Value 5: 0.000000

Calibration Levels:

Level Name	Amount	Area	Height	ISTD Resp.	ISTD Amt.	# Replicates
0.5	10.0000	188596.20	79748.64	0.1802	0.1000	1
1	20.0000	322015.48	135891.23	0.3245	0.2000	1
2	40.0000	638052.46	258215.87	0.6365	0.4000	1
3	60.0000	883711.12	346941.08	0.8985	0.6000	1
4	80.0000	1167381.43	458923.10	1.1416	0.8000	1
5	100.0000	1456655.88	573220.93	1.3892	1.0000	1

Average Calibration Factor = 1.555026 (%RSD = 9.72)

1016-1

Component Type : Single Peak Component

Retention Time : 6.377 min Search Window: 1.00 s, 1.00 %

Reference Component:

Find peak closest to expected RT in window

Internal Standard : Int Std

Use Average Calibration Factor (Area ratio / Amount ratio)

User Values:

Label :

Value 1: 0.000000

Value 2: 0.000000

Value 3: 0.000000

Value 4: 0.000000

Value 5: 0.000000

Calibration Levels:

Level Name	Amount	Area	Height	ISTD Resp.	ISTD Amt.	# Replicates
0.5	50.0000	24951.64	10181.56	0.0238	0.5000	1
1	100.0000	45064.66	18024.97	0.0454	1.0000	1
2	200.0000	86557.79	33518.07	0.0863	2.0000	1
3	400.0000	153509.14	57879.14	0.1561	4.0000	1
4	600.0000	220249.67	82790.55	0.2154	6.0000	1
5	800.0000	289850.20	107755.29	0.2764	8.0000	1
6	1000.0000	334131.66	122807.28	0.3337	10.0000	1
7	1200.0000	389934.18	143399.31	0.3899	12.0000	1

Average Calibration Factor = 0.038952 (%RSD = 14.96)

1016-2

Component Type : Single Peak Component

Retention Time : 7.200 min Search Window: 1.00 s, 1.00 %

Reference Component: 1016-1

Find peak closest to expected RT in window

Internal Standard : Int Std

Use Average Calibration Factor (Area ratio / Amount ratio)

User Values:

Label :

Value 1: 0.000000

Value 2: 0.000000

Value 3: 0.000000

Value 4: 0.000000

Value 5: 0.000000

Calibration Levels:

Level Name	Amount	Area	Height	ISTD Resp.	ISTD Amt.	# Replicates
0.5	50.0000	53558.77	16360.32	0.0512	0.5000	1
1	100.0000	93211.40	27917.66	0.0939	1.0000	1
2	200.0000	174315.41	51503.22	0.1739	2.0000	1
3	400.0000	304361.40	89320.21	0.3095	4.0000	1
4	600.0000	435058.55	125790.11	0.4254	6.0000	1
5	800.0000	569092.98	165439.90	0.5427	8.0000	1
6	1000.0000	656776.20	188656.07	0.6559	10.0000	1
7	1200.0000	765579.74	218923.02	0.7655	12.0000	1

Average Calibration Factor = 0.078595 (%RSD = 18.22)

1016-3

Component Type : Single Peak Component
Retention Time : 8.350 min Search Window: 1.00 s, 1.00 %
Reference Component: 1016-1
Find peak closest to expected RT in window
Internal Standard : Int Std
Use Average Calibration Factor (Area ratio / Amount ratio)
User Values:
Label :
Value 1: 0.000000
Value 2: 0.000000
Value 3: 0.000000
Value 4: 0.000000
Value 5: 0.000000
Calibration Levels:

Level Name	Amount	Area	Height	ISTD Resp.	ISTD Amt.	# Replicates
0.5	50.0000	41046.83	14572.47	0.0392	0.5000	1
1	100.0000	72320.21	25237.99	0.0729	1.0000	1
2	200.0000	138016.92	46962.45	0.1377	2.0000	1
3	400.0000	237141.00	82267.17	0.2411	4.0000	1
4	600.0000	340519.65	116312.78	0.3330	6.0000	1
5	800.0000	489814.87	156395.51	0.4671	8.0000	1
6	1000.0000	560232.30	179575.84	0.5595	10.0000	1
7	1200.0000	662449.01	209150.87	0.6623	12.0000	1

Average Calibration Factor = 0.063188 (%RSD = 14.23)

1016-4

Component Type : Single Peak Component
Retention Time : 8.619 min Search Window: 1.00 s, 1.00 %
Reference Component: 1016-1
Find peak closest to expected RT in window
Internal Standard : Int Std
Use Average Calibration Factor (Area ratio / Amount ratio)
User Values:
Label :
Value 1: 0.000000
Value 2: 0.000000
Value 3: 0.000000
Value 4: 0.000000
Value 5: 0.000000
Calibration Levels:

Level Name	Amount	Area	Height	ISTD Resp.	ISTD Amt.	# Replicates
0.5	50.0000	22053.95	9791.11	0.0211	0.5000	1
1	100.0000	41205.60	17743.87	0.0415	1.0000	1
2	200.0000	78767.36	33463.50	0.0786	2.0000	1
3	400.0000	142161.58	59953.68	0.1445	4.0000	1
4	600.0000	206255.91	87491.77	0.2017	6.0000	1
5	800.0000	295373.02	117532.23	0.2817	8.0000	1
6	1000.0000	336935.21	134557.80	0.3365	10.0000	1
7	1200.0000	400213.08	158472.00	0.4002	12.0000	1

Average Calibration Factor = 0.036866 (%RSD = 9.84)

1016-5

Component Type : Single Peak Component
Retention Time : 8.767 min Search Window: 1.00 s, 1.00 %
Reference Component: 1016-1
Find peak closest to expected RT in window
Internal Standard : Int Std
Use Average Calibration Factor (Area ratio / Amount ratio)
User Values:
Label :

Value 1: 0.000000
Value 2: 0.000000
Value 3: 0.000000
Value 4: 0.000000
Value 5: 0.000000

Calibration Levels:

Level Name	Amount	Area	Height	ISTD Resp.	ISTD Amt.	# Replicates
0.5	50.0000	22343.07	9540.25	0.0214	0.5000	1
1	100.0000	34703.89	15470.57	0.0350	1.0000	1
2	200.0000	64459.43	28672.19	0.0643	2.0000	1
3	400.0000	125192.28	52070.46	0.1273	4.0000	1
4	600.0000	158943.38	70031.40	0.1554	6.0000	1
5	800.0000	279647.19	106147.07	0.2667	8.0000	1
6	1000.0000	318328.42	120699.76	0.3179	10.0000	1
7	1200.0000	375599.20	141875.25	0.3755	12.0000	1

Average Calibration Factor = 0.032998 (%RSD = 14.26)

1260-1

Component Type : Single Peak Component
Retention Time : 11.614 min Search Window: 0.50 s, 0.50 %
Reference Component:
Find peak closest to expected RT in window
Internal Standard : Int Std
Use Average Calibration Factor (Area ratio / Amount ratio)
User Values:
Label :
Value 1: 0.000000
Value 2: 0.000000
Value 3: 0.000000
Value 4: 0.000000
Value 5: 0.000000

Calibration Levels:

Level Name	Amount	Area	Height	ISTD Resp.	ISTD Amt.	# Replicates
0.5	50.0000	50096.55	19687.44	0.0479	0.5000	1
1	100.0000	86749.31	34578.96	0.0874	1.0000	1
2	200.0000	202148.05	65217.42	0.2017	2.0000	1
3	400.0000	282947.65	108154.68	0.2877	4.0000	1
4	600.0000	454495.82	161038.94	0.4444	6.0000	1
5	800.0000	590518.06	210998.26	0.5632	8.0000	1
6	1000.0000	656698.05	234550.71	0.6558	10.0000	1
7	1200.0000	788898.22	282127.14	0.7888	12.0000	1

Average Calibration Factor = 0.078965 (%RSD = 17.47)

1260-2

Component Type : Single Peak Component
Retention Time : 11.973 min Search Window: 0.50 s, 0.50 %
Reference Component: 1260-1
Find peak closest to expected RT in window
Internal Standard : Int Std
Use Average Calibration Factor (Area ratio / Amount ratio)
User Values:
Label :
Value 1: 0.000000
Value 2: 0.000000
Value 3: 0.000000
Value 4: 0.000000
Value 5: 0.000000

Calibration Levels:

Level Name	Amount	Area	Height	ISTD Resp.	ISTD Amt.	# Replicates
0.5	50.0000	50639.38	20333.12	0.0484	0.5000	1
1	100.0000	93577.14	36264.23	0.0943	1.0000	1
2	200.0000	178904.99	66005.57	0.1785	2.0000	1
3	400.0000	339898.51	119499.53	0.3456	4.0000	1

4	600.0000	495650.75	172214.30	0.4847	6.0000	1
5	800.0000	604174.97	222056.69	0.5762	8.0000	1
6	1000.0000	675690.10	246230.23	0.6748	10.0000	1
7	1200.0000	867519.60	304093.64	0.8674	12.0000	1

Average Calibration Factor = 0.082414 (%RSD = 13.35)

1260-3

Component Type : Single Peak Component
Retention Time : 12.786 min Search Window: 0.50 s, 0.50 %
Reference Component: 1260-1
Find peak closest to expected RT in window
Internal Standard : Int Std
Use Average Calibration Factor (Area ratio / Amount ratio)
User Values:
Label :
Value 1: 0.000000
Value 2: 0.000000
Value 3: 0.000000
Value 4: 0.000000
Value 5: 0.000000
Calibration Levels:

Level Name	Amount	Area	Height	ISTD Resp.	ISTD Amt.	# Replicates
0.5	50.0000	49465.62	18695.80	0.0473	0.5000	1
1	100.0000	81984.18	31339.96	0.0826	1.0000	1
2	200.0000	155638.65	59153.32	0.1553	2.0000	1
3	400.0000	272843.41	101811.67	0.2774	4.0000	1
4	600.0000	396069.31	147539.24	0.3873	6.0000	1
5	800.0000	526065.79	195378.31	0.5017	8.0000	1
6	1000.0000	588731.76	215593.41	0.5879	10.0000	1
7	1200.0000	709811.69	262402.61	0.7097	12.0000	1

Average Calibration Factor = 0.071171 (%RSD = 17.90)

1260-4

Component Type : Single Peak Component
Retention Time : 12.891 min Search Window: 0.50 s, 0.70 %
Reference Component: 1260-1
Find peak closest to expected RT in window
Internal Standard : Int Std
Use Average Calibration Factor (Area ratio / Amount ratio)
User Values:
Label :
Value 1: 0.000000
Value 2: 0.000000
Value 3: 0.000000
Value 4: 0.000000
Value 5: 0.000000
Calibration Levels:

Level Name	Amount	Area	Height	ISTD Resp.	ISTD Amt.	# Replicates
0.5	50.0000	29653.48	10517.82	0.0283	0.5000	1
1	100.0000	47888.28	17576.99	0.0483	1.0000	1
2	200.0000	90539.49	32866.43	0.0903	2.0000	1
3	400.0000	156181.99	57211.46	0.1588	4.0000	1
4	600.0000	230209.30	84409.51	0.2251	6.0000	1
5	800.0000	307171.12	112307.18	0.2929	8.0000	1
6	1000.0000	344965.30	126405.36	0.3445	10.0000	1
7	1200.0000	415526.43	150724.78	0.4155	12.0000	1

Average Calibration Factor = 0.041627 (%RSD = 18.82)

1260-5

Component Type : Single Peak Component
Retention Time : 13.353 min Search Window: 0.50 s, 0.70 %
Reference Component: 1260-1

Find peak closest to expected RT in window
Internal Standard : Int Std
Use Average Calibration Factor (Area ratio / Amount ratio)
User Values:
Label :
Value 1: 0.000000
Value 2: 0.000000
Value 3: 0.000000
Value 4: 0.000000
Value 5: 0.000000
Calibration Levels:

Level Name	Amount	Area	Height	ISTD Resp.	ISTD Amt.	# Replicates
0.5	50.0000	41188.05	16091.80	0.0394	0.5000	1
1	100.0000	83029.77	29190.80	0.0837	1.0000	1
2	200.0000	159554.68	55535.38	0.1592	2.0000	1
3	400.0000	297236.48	98562.71	0.3022	4.0000	1
4	600.0000	431318.89	143965.33	0.4218	6.0000	1
5	800.0000	568807.21	190743.01	0.5425	8.0000	1
6	1000.0000	635721.40	214938.61	0.6349	10.0000	1
7	1200.0000	762216.01	257623.90	0.7621	12.0000	1

Average Calibration Factor = 0.072831 (%RSD = 10.53)

DCBP SURR
Component Type : Single Peak Component
Retention Time : 16.595 min Search Window: 1.00 s, 1.00 %
Reference Component:
Find peak closest to expected RT in window
Internal Standard : Int Std
Use Average Calibration Factor (Area ratio / Amount ratio)
User Values:
Label :
Value 1: 0.000000
Value 2: 0.000000
Value 3: 0.000000
Value 4: 0.000000
Value 5: 0.000000
Calibration Levels:

Level Name	Amount	Area	Height	ISTD Resp.	ISTD Amt.	# Replicates
0.5	10.0000	136844.97	52636.87	0.1308	0.1000	1
1	20.0000	229837.96	86440.71	0.2316	0.2000	1
2	40.0000	458166.51	166816.08	0.4570	0.4000	1
3	60.0000	621436.90	221338.22	0.6319	0.6000	1
4	80.0000	849073.51	302376.16	0.8303	0.8000	1
5	100.0000	1065255.79	375488.76	1.0159	1.0000	1
6	120.0000	1159630.38	408060.84	1.1581	1.2000	1
7	140.0000	1368882.70	481035.92	1.3687	1.4000	1

Average Calibration Factor = 1.082287 (%RSD = 10.61)

Calibration Replicate Lists:
Component: Int Std
Level : 0.5

Area	Height	Vol Adj Amt	ISTD Response	ISTD Amount	Date/Time	File
1046321.14	416218.41	100.0000	1.0000	1.0000	3/16/2017 09:10 AM	GEDIT.RS

Level : 1

Area	Height	Vol Adj Amt	ISTD Response	ISTD Amount	Date/Time	File
992202.61	409337.98	100.0000	1.0000	1.0000	3/16/2017 09:10 AM	GEDIT.RS

Level : 2

Area	Height	Vol Adj Amt	ISTD Response	ISTD Amount	Date/Time		File
1002445.42	398003.66	100.0000	1.0000	1.0000	3/16/2017	09:10 AM	GEDIT.RS

Level : 3

Area	Height	Vol Adj Amt	ISTD Response	ISTD Amount	Date/Time		File
983507.56	381769.13	100.0000	1.0000	1.0000	3/16/2017	09:10 AM	GEDIT.RS

Level : 4

Area	Height	Vol Adj Amt	ISTD Response	ISTD Amount	Date/Time		File
1022610.41	379913.05	100.0000	1.0000	1.0000	3/16/2017	09:10 AM	GEDIT.RS

Level : 5

Area	Height	Vol Adj Amt	ISTD Response	ISTD Amount	Date/Time		File
1048556.43	406423.88	100.0000	1.0000	1.0000	3/16/2017	09:10 AM	GEDIT.RS

Level : 6

Area	Height	Vol Adj Amt	ISTD Response	ISTD Amount	Date/Time		File
1001337.23	356675.42	100.0000	1.0000	1.0000	3/16/2017	09:10 AM	GEDIT.RS

Level : 7

Area	Height	Vol Adj Amt	ISTD Response	ISTD Amount	Date/Time		File
1000156.21	373696.63	100.0000	1.0000	1.0000	3/16/2017	09:10 AM	GEDIT.RS

Component: TCMX SURR

Level : 0.5

Area	Height	Vol Adj Amt	ISTD Response	ISTD Amount	Date/Time		File
188596.20	79748.64	10.0000	0.1802	0.1000	3/16/2017	09:10 AM	GEDIT.RS

Level : 1

Area	Height	Vol Adj Amt	ISTD Response	ISTD Amount	Date/Time		File
322015.48	135891.23	20.0000	0.3245	0.2000	3/16/2017	09:10 AM	GEDIT.RS

Level : 2

Area	Height	Vol Adj Amt	ISTD Response	ISTD Amount	Date/Time		File
638052.46	258215.87	40.0000	0.6365	0.4000	3/16/2017	09:10 AM	GEDIT.RS

Level : 3

Area	Height	Vol Adj Amt	ISTD Response	ISTD Amount	Date/Time		File
883711.12	346941.08	60.0000	0.8985	0.6000	3/16/2017	09:10 AM	GEDIT.RS

Level : 4

Area	Height	Vol Adj Amt	ISTD Response	ISTD Amount	Date/Time		File
1167381.43	458923.10	80.0000	1.1416	0.8000	3/16/2017	09:10 AM	GEDIT.RS

Level : 5

Area	Height	Vol Adj Amt	ISTD Response	ISTD Amount	Date/Time		File

1456655.88	573220.93	100.0000	1.3892	1.0000	3/16/2017	09:10 AM	GEDIT.RS

Component: 1016-1

Level : 0.5

Area	Height	Vol Adj Amt	ISTD Response	ISTD Amount	Date/Time	File
24951.64	10181.56	50.0000	0.0238	0.5000	3/16/2017 09:10 AM	GEDIT.RS

Level : 1

Area	Height	Vol Adj Amt	ISTD Response	ISTD Amount	Date/Time	File
45064.66	18024.97	100.0000	0.0454	1.0000	3/16/2017 09:10 AM	GEDIT.RS

Level : 2

Area	Height	Vol Adj Amt	ISTD Response	ISTD Amount	Date/Time	File
86557.79	33518.07	200.0000	0.0863	2.0000	3/16/2017 09:10 AM	GEDIT.RS

Level : 3

Area	Height	Vol Adj Amt	ISTD Response	ISTD Amount	Date/Time	File
153509.14	57879.14	400.0000	0.1561	4.0000	3/16/2017 09:10 AM	GEDIT.RS

Level : 4

Area	Height	Vol Adj Amt	ISTD Response	ISTD Amount	Date/Time	File
220249.67	82790.55	600.0000	0.2154	6.0000	3/16/2017 09:10 AM	GEDIT.RS

Level : 5

Area	Height	Vol Adj Amt	ISTD Response	ISTD Amount	Date/Time	File
289850.20	107755.29	800.0000	0.2764	8.0000	3/16/2017 09:10 AM	GEDIT.RS

Level : 6

Area	Height	Vol Adj Amt	ISTD Response	ISTD Amount	Date/Time	File
334131.66	122807.28	1000.0000	0.3337	10.0000	3/16/2017 09:10 AM	GEDIT.RS

Level : 7

Area	Height	Vol Adj Amt	ISTD Response	ISTD Amount	Date/Time	File
389934.18	143399.31	1200.0000	0.3899	12.0000	3/16/2017 09:10 AM	GEDIT.RS

Component: 1016-2

Level : 0.5

Area	Height	Vol Adj Amt	ISTD Response	ISTD Amount	Date/Time	File
53558.77	16360.32	50.0000	0.0512	0.5000	3/16/2017 09:10 AM	GEDIT.RS

Level : 1

Area	Height	Vol Adj Amt	ISTD Response	ISTD Amount	Date/Time	File
93211.40	27917.66	100.0000	0.0939	1.0000	3/16/2017 09:10 AM	GEDIT.RS

Level : 2

Area	Height	Vol Adj Amt	ISTD Response	ISTD Amount	Date/Time	File

Area	Height	Vol Adj Amt	ISTD Response	ISTD Amount	Date/Time		File
174315.41	51503.22	200.0000	0.1739	2.0000	3/16/2017	09:10 AM	GEDIT.RS

Level : 3

Area	Height	Vol Adj Amt	ISTD Response	ISTD Amount	Date/Time		File
304361.40	89320.21	400.0000	0.3095	4.0000	3/16/2017	09:10 AM	GEDIT.RS

Level : 4

Area	Height	Vol Adj Amt	ISTD Response	ISTD Amount	Date/Time		File
435058.55	125790.11	600.0000	0.4254	6.0000	3/16/2017	09:10 AM	GEDIT.RS

Level : 5

Area	Height	Vol Adj Amt	ISTD Response	ISTD Amount	Date/Time		File
569092.98	165439.90	800.0000	0.5427	8.0000	3/16/2017	09:10 AM	GEDIT.RS

Level : 6

Area	Height	Vol Adj Amt	ISTD Response	ISTD Amount	Date/Time		File
656776.20	188656.07	1000.0000	0.6559	10.0000	3/16/2017	09:10 AM	GEDIT.RS

Level : 7

Area	Height	Vol Adj Amt	ISTD Response	ISTD Amount	Date/Time		File
765579.74	218923.02	1200.0000	0.7655	12.0000	3/16/2017	09:10 AM	GEDIT.RS

Component: 1016-3

Level : 0.5

Area	Height	Vol Adj Amt	ISTD Response	ISTD Amount	Date/Time		File
41046.83	14572.47	50.0000	0.0392	0.5000	3/16/2017	09:10 AM	GEDIT.RS

Level : 1

Area	Height	Vol Adj Amt	ISTD Response	ISTD Amount	Date/Time		File
72320.21	25237.99	100.0000	0.0729	1.0000	3/16/2017	09:10 AM	GEDIT.RS

Level : 2

Area	Height	Vol Adj Amt	ISTD Response	ISTD Amount	Date/Time		File
138016.92	46962.45	200.0000	0.1377	2.0000	3/16/2017	09:10 AM	GEDIT.RS

Level : 3

Area	Height	Vol Adj Amt	ISTD Response	ISTD Amount	Date/Time		File
237141.00	82267.17	400.0000	0.2411	4.0000	3/16/2017	09:10 AM	GEDIT.RS

Level : 4

Area	Height	Vol Adj Amt	ISTD Response	ISTD Amount	Date/Time		File
340519.65	116312.78	600.0000	0.3330	6.0000	3/16/2017	09:10 AM	GEDIT.RS

Level : 5

Area	Height	Vol Adj Amt	ISTD Response	ISTD Amount	Date/Time		File
489814.87	156395.51	800.0000	0.4671	8.0000	3/16/2017	09:10 AM	GEDIT.RS

Level : 6

Area	Height	Vol Adj Amt	ISTD Response	ISTD Amount	Date/Time		File
560232.30	179575.84	1000.0000	0.5595	10.0000	3/16/2017	09:10 AM	GEDIT.RS

Level : 7

Area	Height	Vol Adj Amt	ISTD Response	ISTD Amount	Date/Time		File
662449.01	209150.87	1200.0000	0.6623	12.0000	3/16/2017	09:10 AM	GEDIT.RS

Component: 1016-4

Level : 0.5

Area	Height	Vol Adj Amt	ISTD Response	ISTD Amount	Date/Time		File
22053.95	9791.11	50.0000	0.0211	0.5000	3/16/2017	09:10 AM	GEDIT.RS

Level : 1

Area	Height	Vol Adj Amt	ISTD Response	ISTD Amount	Date/Time		File
41205.60	17743.87	100.0000	0.0415	1.0000	3/16/2017	09:10 AM	GEDIT.RS

Level : 2

Area	Height	Vol Adj Amt	ISTD Response	ISTD Amount	Date/Time		File
78767.36	33463.50	200.0000	0.0786	2.0000	3/16/2017	09:10 AM	GEDIT.RS

Level : 3

Area	Height	Vol Adj Amt	ISTD Response	ISTD Amount	Date/Time		File
142161.58	59953.68	400.0000	0.1445	4.0000	3/16/2017	09:10 AM	GEDIT.RS

Level : 4

Area	Height	Vol Adj Amt	ISTD Response	ISTD Amount	Date/Time		File
206255.91	87491.77	600.0000	0.2017	6.0000	3/16/2017	09:10 AM	GEDIT.RS

Level : 5

Area	Height	Vol Adj Amt	ISTD Response	ISTD Amount	Date/Time		File
295373.02	117532.23	800.0000	0.2817	8.0000	3/16/2017	09:10 AM	GEDIT.RS

Level : 6

Area	Height	Vol Adj Amt	ISTD Response	ISTD Amount	Date/Time		File
336935.21	134557.80	1000.0000	0.3365	10.0000	3/16/2017	09:10 AM	GEDIT.RS

Level : 7

Area	Height	Vol Adj Amt	ISTD Response	ISTD Amount	Date/Time		File
400213.08	158472.00	1200.0000	0.4002	12.0000	3/16/2017	09:10 AM	GEDIT.RS

Component: 1016-5

Level : 0.5

Area	Height	Vol Adj Amt	ISTD Response	ISTD Amount	Date/Time		File

22343.07	9540.25	50.0000	0.0214	0.5000	3/16/2017	09:10 AM	GEDIT.RS

Level : 1

Area	Height	Vol Adj Amt	ISTD Response	ISTD Amount	Date/Time	File
34703.89	15470.57	100.0000	0.0350	1.0000	3/16/2017 09:10 AM	GEDIT.RS

Level : 2

Area	Height	Vol Adj Amt	ISTD Response	ISTD Amount	Date/Time	File
64459.43	28672.19	200.0000	0.0643	2.0000	3/16/2017 09:10 AM	GEDIT.RS

Level : 3

Area	Height	Vol Adj Amt	ISTD Response	ISTD Amount	Date/Time	File
125192.28	52070.46	400.0000	0.1273	4.0000	3/16/2017 09:10 AM	GEDIT.RS

Level : 4

Area	Height	Vol Adj Amt	ISTD Response	ISTD Amount	Date/Time	File
158943.38	70031.40	600.0000	0.1554	6.0000	3/16/2017 09:10 AM	GEDIT.RS

Level : 5

Area	Height	Vol Adj Amt	ISTD Response	ISTD Amount	Date/Time	File
279647.19	106147.07	800.0000	0.2667	8.0000	3/16/2017 09:10 AM	GEDIT.RS

Level : 6

Area	Height	Vol Adj Amt	ISTD Response	ISTD Amount	Date/Time	File
318328.42	120699.76	1000.0000	0.3179	10.0000	3/16/2017 09:10 AM	GEDIT.RS

Level : 7

Area	Height	Vol Adj Amt	ISTD Response	ISTD Amount	Date/Time	File
375599.20	141875.25	1200.0000	0.3755	12.0000	3/16/2017 09:10 AM	GEDIT.RS

Component: 1260-1

Level : 0.5

Area	Height	Vol Adj Amt	ISTD Response	ISTD Amount	Date/Time	File
50096.55	19687.44	50.0000	0.0479	0.5000	3/16/2017 09:10 AM	GEDIT.RS

Level : 1

Area	Height	Vol Adj Amt	ISTD Response	ISTD Amount	Date/Time	File
86749.31	34578.96	100.0000	0.0874	1.0000	3/16/2017 09:10 AM	GEDIT.RS

Level : 2

Area	Height	Vol Adj Amt	ISTD Response	ISTD Amount	Date/Time	File
202148.05	65217.42	200.0000	0.2017	2.0000	3/16/2017 09:10 AM	GEDIT.RS

Level : 3

Area	Height	Vol Adj Amt	ISTD Response	ISTD Amount	Date/Time	File
282947.65	108154.68	400.0000	0.2877	4.0000	3/16/2017 09:10 AM	GEDIT.RS

Level : 4

Area	Height	Vol Adj Amt	ISTD Response	ISTD Amount	Date/Time	File
454495.82	161038.94	600.0000	0.4444	6.0000	3/16/2017 09:10 AM	GEDIT.RS

Level : 5

Area	Height	Vol Adj Amt	ISTD Response	ISTD Amount	Date/Time	File
590518.06	210998.26	800.0000	0.5632	8.0000	3/16/2017 09:10 AM	GEDIT.RS

Level : 6

Area	Height	Vol Adj Amt	ISTD Response	ISTD Amount	Date/Time	File
656698.05	234550.71	1000.0000	0.6558	10.0000	3/16/2017 09:10 AM	GEDIT.RS

Level : 7

Area	Height	Vol Adj Amt	ISTD Response	ISTD Amount	Date/Time	File
788898.22	282127.14	1200.0000	0.7888	12.0000	3/16/2017 09:10 AM	GEDIT.RS

Component: 1260-2

Level : 0.5

Area	Height	Vol Adj Amt	ISTD Response	ISTD Amount	Date/Time	File
50639.38	20333.12	50.0000	0.0484	0.5000	3/16/2017 09:10 AM	GEDIT.RS

Level : 1

Area	Height	Vol Adj Amt	ISTD Response	ISTD Amount	Date/Time	File
93577.14	36264.23	100.0000	0.0943	1.0000	3/16/2017 09:10 AM	GEDIT.RS

Level : 2

Area	Height	Vol Adj Amt	ISTD Response	ISTD Amount	Date/Time	File
178904.99	66995.57	200.0000	0.1785	2.0000	3/16/2017 09:10 AM	GEDIT.RS

Level : 3

Area	Height	Vol Adj Amt	ISTD Response	ISTD Amount	Date/Time	File
339898.51	119499.53	400.0000	0.3456	4.0000	3/16/2017 09:10 AM	GEDIT.RS

Level : 4

Area	Height	Vol Adj Amt	ISTD Response	ISTD Amount	Date/Time	File
495650.75	172214.30	600.0000	0.4847	6.0000	3/16/2017 09:10 AM	GEDIT.RS

Level : 5

Area	Height	Vol Adj Amt	ISTD Response	ISTD Amount	Date/Time	File
604174.97	222056.69	800.0000	0.5762	8.0000	3/16/2017 09:10 AM	GEDIT.RS

Level : 6

Area	Height	Vol Adj Amt	ISTD Response	ISTD Amount	Date/Time	File
675690.10	246230.23	1000.0000	0.6748	10.0000	3/16/2017 09:10 AM	GEDIT.RS

Level : 7

Area	Height	Vol Adj Amt	ISTD Response	ISTD Amount	Date/Time	File
867519.60	304093.64	1200.0000	0.8674	12.0000	3/16/2017 09:10 AM	GEDIT.RS

Component: 1260-3

Level : 0.5

Area	Height	Vol Adj Amt	ISTD Response	ISTD Amount	Date/Time	File
49465.62	18695.80	50.0000	0.0473	0.5000	3/16/2017 09:10 AM	GEDIT.RS

Level : 1

Area	Height	Vol Adj Amt	ISTD Response	ISTD Amount	Date/Time	File
81984.18	31339.96	100.0000	0.0826	1.0000	3/16/2017 09:10 AM	GEDIT.RS

Level : 2

Area	Height	Vol Adj Amt	ISTD Response	ISTD Amount	Date/Time	File
155638.65	59153.32	200.0000	0.1553	2.0000	3/16/2017 09:10 AM	GEDIT.RS

Level : 3

Area	Height	Vol Adj Amt	ISTD Response	ISTD Amount	Date/Time	File
272843.41	101811.67	400.0000	0.2774	4.0000	3/16/2017 09:10 AM	GEDIT.RS

Level : 4

Area	Height	Vol Adj Amt	ISTD Response	ISTD Amount	Date/Time	File
396069.31	147539.24	600.0000	0.3873	6.0000	3/16/2017 09:10 AM	GEDIT.RS

Level : 5

Area	Height	Vol Adj Amt	ISTD Response	ISTD Amount	Date/Time	File
526065.79	195378.31	800.0000	0.5017	8.0000	3/16/2017 09:10 AM	GEDIT.RS

Level : 6

Area	Height	Vol Adj Amt	ISTD Response	ISTD Amount	Date/Time	File
588731.76	215593.41	1000.0000	0.5879	10.0000	3/16/2017 09:10 AM	GEDIT.RS

Level : 7

Area	Height	Vol Adj Amt	ISTD Response	ISTD Amount	Date/Time	File
709811.69	262402.61	1200.0000	0.7097	12.0000	3/16/2017 09:10 AM	GEDIT.RS

Component: 1260-4

Level : 0.5

Area	Height	Vol Adj Amt	ISTD Response	ISTD Amount	Date/Time	File
29653.48	10517.82	50.0000	0.0283	0.5000	3/16/2017 09:10 AM	GEDIT.RS

Level : 1

Area	Height	Vol Adj Amt	ISTD Response	ISTD Amount	Date/Time	File
47888.28	17576.99	100.0000	0.0483	1.0000	3/16/2017 09:10 AM	GEDIT.RS

Level : 2

Area	Height	Vol Adj Amt	ISTD Response	ISTD Amount	Date/Time		File
90539.49	32866.43	200.0000	0.0903	2.0000	3/16/2017	09:10 AM	GEDIT.RS

Level : 3

Area	Height	Vol Adj Amt	ISTD Response	ISTD Amount	Date/Time		File
156181.99	57211.46	400.0000	0.1588	4.0000	3/16/2017	09:10 AM	GEDIT.RS

Level : 4

Area	Height	Vol Adj Amt	ISTD Response	ISTD Amount	Date/Time		File
230209.30	84409.51	600.0000	0.2251	6.0000	3/16/2017	09:10 AM	GEDIT.RS

Level : 5

Area	Height	Vol Adj Amt	ISTD Response	ISTD Amount	Date/Time		File
307171.12	112307.18	800.0000	0.2929	8.0000	3/16/2017	09:10 AM	GEDIT.RS

Level : 6

Area	Height	Vol Adj Amt	ISTD Response	ISTD Amount	Date/Time		File
344965.30	126405.36	1000.0000	0.3445	10.0000	3/16/2017	09:10 AM	GEDIT.RS

Level : 7

Area	Height	Vol Adj Amt	ISTD Response	ISTD Amount	Date/Time		File
415526.43	150724.78	1200.0000	0.4155	12.0000	3/16/2017	09:10 AM	GEDIT.RS

Component: 1260-5

Level : 0.5

Area	Height	Vol Adj Amt	ISTD Response	ISTD Amount	Date/Time		File
41188.05	16091.80	50.0000	0.0394	0.5000	3/16/2017	09:10 AM	GEDIT.RS

Level : 1

Area	Height	Vol Adj Amt	ISTD Response	ISTD Amount	Date/Time		File
83029.77	29190.80	100.0000	0.0837	1.0000	3/16/2017	09:10 AM	GEDIT.RS

Level : 2

Area	Height	Vol Adj Amt	ISTD Response	ISTD Amount	Date/Time		File
159554.68	55535.38	200.0000	0.1592	2.0000	3/16/2017	09:10 AM	GEDIT.RS

Level : 3

Area	Height	Vol Adj Amt	ISTD Response	ISTD Amount	Date/Time		File
297236.48	98562.71	400.0000	0.3022	4.0000	3/16/2017	09:10 AM	GEDIT.RS

Level : 4

Area	Height	Vol Adj Amt	ISTD Response	ISTD Amount	Date/Time		File
431318.89	143965.33	600.0000	0.4218	6.0000	3/16/2017	09:10 AM	GEDIT.RS

Level : 5

Area	Height	Vol Adj Amt	ISTD Response	ISTD Amount	Date/Time		File
568807.21	190743.01	800.0000	0.5425	8.0000	3/16/2017	09:10 AM	GEDIT.RS

Level : 6

Area	Height	Vol Adj Amt	ISTD Response	ISTD Amount	Date/Time		File
635721.40	214938.61	1000.0000	0.6349	10.0000	3/16/2017	09:10 AM	GEDIT.RS

Level : 7

Area	Height	Vol Adj Amt	ISTD Response	ISTD Amount	Date/Time		File
762216.01	257623.90	1200.0000	0.7621	12.0000	3/16/2017	09:10 AM	GEDIT.RS

Component: DCBP SURR

Level : 0.5

Area	Height	Vol Adj Amt	ISTD Response	ISTD Amount	Date/Time		File
136844.97	52636.87	10.0000	0.1308	0.1000	3/16/2017	09:10 AM	GEDIT.RS

Level : 1

Area	Height	Vol Adj Amt	ISTD Response	ISTD Amount	Date/Time		File
229837.96	86440.71	20.0000	0.2316	0.2000	3/16/2017	09:10 AM	GEDIT.RS

Level : 2

Area	Height	Vol Adj Amt	ISTD Response	ISTD Amount	Date/Time		File
458166.51	166816.08	40.0000	0.4570	0.4000	3/16/2017	09:10 AM	GEDIT.RS

Level : 3

Area	Height	Vol Adj Amt	ISTD Response	ISTD Amount	Date/Time		File
621436.90	221338.22	60.0000	0.6319	0.6000	3/16/2017	09:10 AM	GEDIT.RS

Level : 4

Area	Height	Vol Adj Amt	ISTD Response	ISTD Amount	Date/Time		File
849073.51	302376.16	80.0000	0.8303	0.8000	3/16/2017	09:10 AM	GEDIT.RS

Level : 5

Area	Height	Vol Adj Amt	ISTD Response	ISTD Amount	Date/Time		File
1065255.79	375488.76	100.0000	1.0159	1.0000	3/16/2017	09:10 AM	GEDIT.RS

Level : 6

Area	Height	Vol Adj Amt	ISTD Response	ISTD Amount	Date/Time		File
1159630.38	408060.84	120.0000	1.1581	1.2000	3/16/2017	09:10 AM	GEDIT.RS

Level : 7

Area	Height	Vol Adj Amt	ISTD Response	ISTD Amount	Date/Time		File
1368882.70	481035.92	140.0000	1.3687	1.4000	3/16/2017	09:10 AM	GEDIT.RS

Client Id: Initial Calibration

Software Version: 4.1<1L22>
Date: 3/16/2017 09:13 AM
Sample Name : mix 1200;10z
Data File : E:\TC2017\ECD1\03-MAR\315A019.RAW Date: 3/15/2017 07:25 PM
Sequence File: E:\TC2017\ECD1\03-MAR\PCBSEQ.SEQ Cycle: 377 Channel : A
Instrument : AUTO_ECD1 Rack/Vial: 0/5 Operator:
Sample Amount : 1.0000 Dilution Factor : 1.00

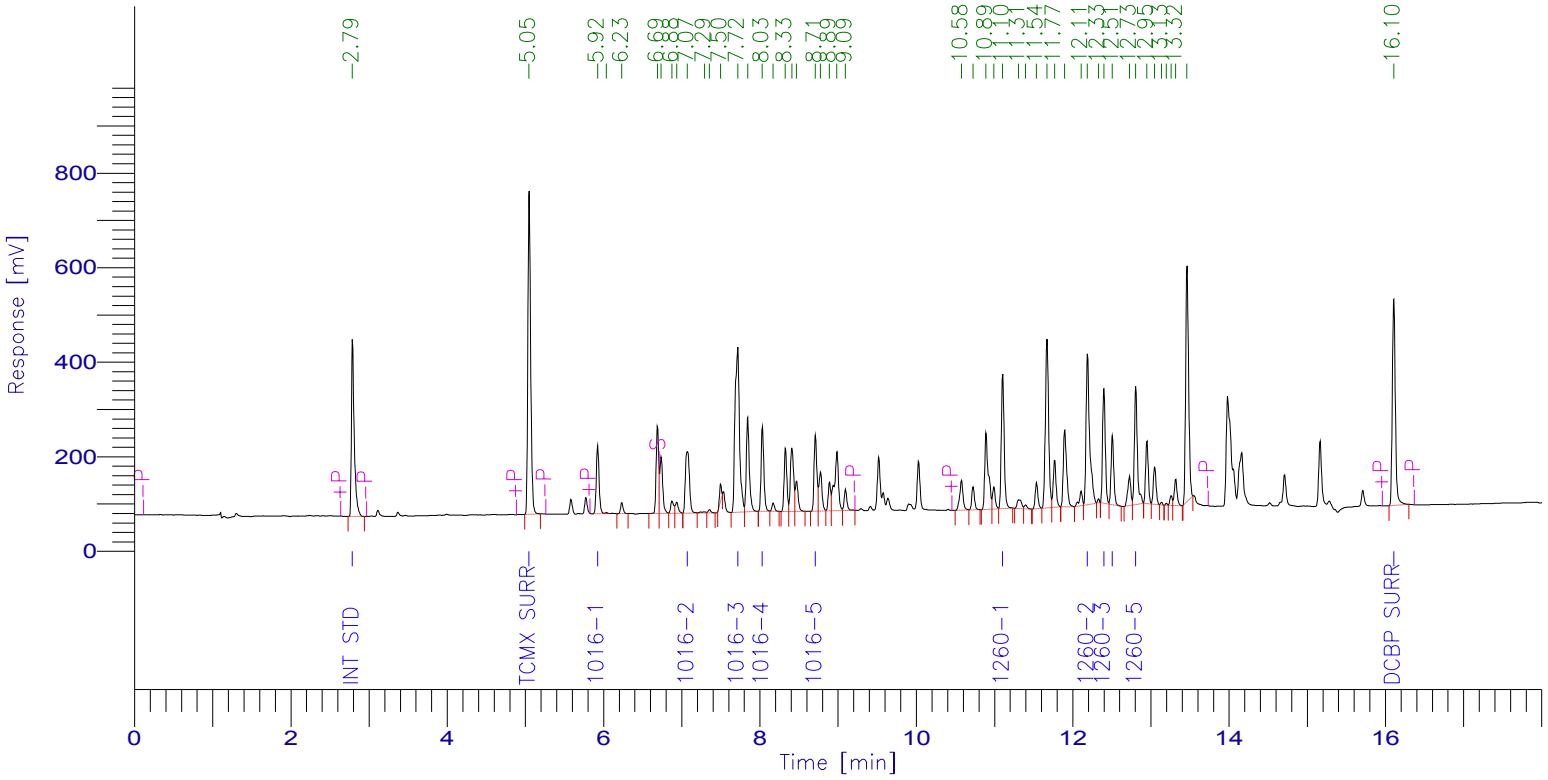

PCB Report

Time [min]	Component Name	Raw Amount	Area [µV·s]	Surrogate SM/WM	Surrogate QC / SL	Spike Rec Soils (%)	Spike Rec Water (%)
2.790	Int Std	100.0000	937924.56	250.0000	100.0000	40.0000	20.0000
5.049	TCMX SURR	117.1015	1699944.80	292.7539	117.1015	46.8406	23.4203
5.924	1016-1	1031.7526	353937.85	2579.3816	1031.7526	412.7011	206.3505
7.073	1016-2	968.3404	473260.70	2420.8509	968.3404	387.3361	193.6681
7.717	1016-3	988.4682	1386199.11	2471.1706	988.4682	395.3873	197.6936
8.032	1016-4	1044.7980	442229.39	2611.9950	1044.7980	417.9192	208.9596
8.709	1016-5	1033.5807	409414.82	2583.9518	1033.5807	413.4323	206.7161
11.103	1260-1	1012.6074	718940.27	2531.5184	1012.6074	405.0429	202.5215
12.188	1260-2	992.9829	1012744.34	2482.4573	992.9829	397.1932	198.5966
12.397	1260-3	971.8364	590365.73	2429.5909	971.8364	388.7345	194.3673
12.506	1260-4	1019.5119	354575.69	2548.7798	1019.5119	407.8048	203.9024
12.805	1260-5	1140.6577	658026.87	2851.6442	1140.6577	456.2631	228.1315
16.104	DCBP SURR	124.1889	1170346.95	310.4722	124.1889	49.6756	24.8378
		10545.8266	10207911.07				

Client Id: Initial Calibration

Software Version: 4.1<1L22>
Date: 3/16/2017 09:13 AM
Sample Name : mix 1200;10z
Data File : E:\TC2017\ECD1\03-MAR\315B019.RAW Date: 3/15/2017 07:25 PM
Sequence File: E:\TC2017\ECD1\03-MAR\PCBSEQ.SEQ Cycle: 377 Channel : B
Instrument : AUTO_ECD1 Rack/Vial: 0/5 Operator:
Sample Amount : 1.0000 Dilution Factor : 1.00

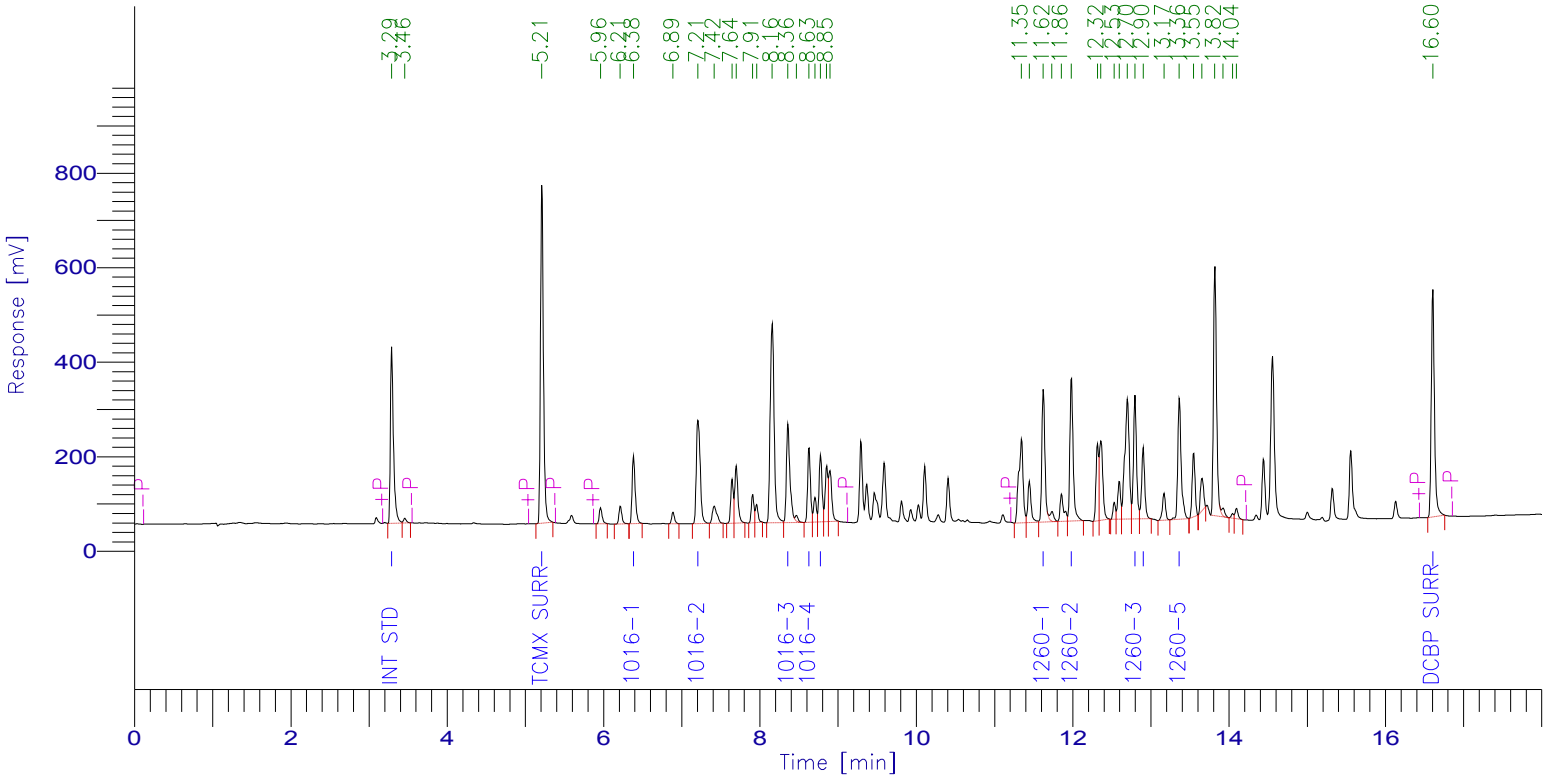

PCB Report

Time [min]	Component Name	Raw Amount	Area [µV·s]	Surrogate SM/WM	Surrogate QC / SL	Spike Rec Soils (%)	Spike Rec Water (%)
3.290	Int Std	100.0000	1000156.21	250.0000	100.0000	40.0000	20.0000
5.211	TCMX SURR	120.6090	1875793.79	301.5225	120.6090	48.2436	24.1218
6.383	1016-1	1000.9098	389934.18	2502.2745	1000.9098	400.3639	200.1820
7.207	1016-2	973.9330	765579.74	2434.8326	973.9330	389.5732	194.7866
8.357	1016-3	1048.2198	662449.01	2620.5494	1048.2198	419.2879	209.6440
8.627	1016-4	1085.4087	400213.08	2713.5217	1085.4087	434.1635	217.0817
8.774	1016-5	1138.0626	375599.20	2845.1564	1138.0626	455.2250	227.6125
11.623	1260-1	998.8864	788898.22	2497.2161	998.8864	399.5546	199.7773
11.982	1260-2	1052.4769	867519.60	2631.1922	1052.4769	420.9907	210.4954
12.795	1260-3	997.1813	709811.69	2492.9532	997.1813	398.8725	199.4363
12.900	1260-4	998.0576	415526.43	2495.1441	998.0576	399.2231	199.6115
13.362	1260-5	1046.3869	762216.01	2615.9673	1046.3869	418.5548	209.2774
16.603	DCBP SURR	126.4608	1368882.70	316.1520	126.4608	50.5843	25.2922
		10686.5928	10382579.87				

Client Id: Initial Calibration

Software Version: 4.1<1L22>
Date: 3/16/2017 09:13 AM
Sample Name : mix 1000;11a
Data File : E:\TC2017\ECD1\03-MAR\315A020.RAW Date: 3/15/2017 07:47 PM
Sequence File: E:\TC2017\ECD1\03-MAR\PCBSEQ.SEQ Cycle: 378 Channel : A
Instrument : AUTO_ECD1 Rack/Vial: 0/6 Operator:
Sample Amount : 1.0000 Dilution Factor : 1.00

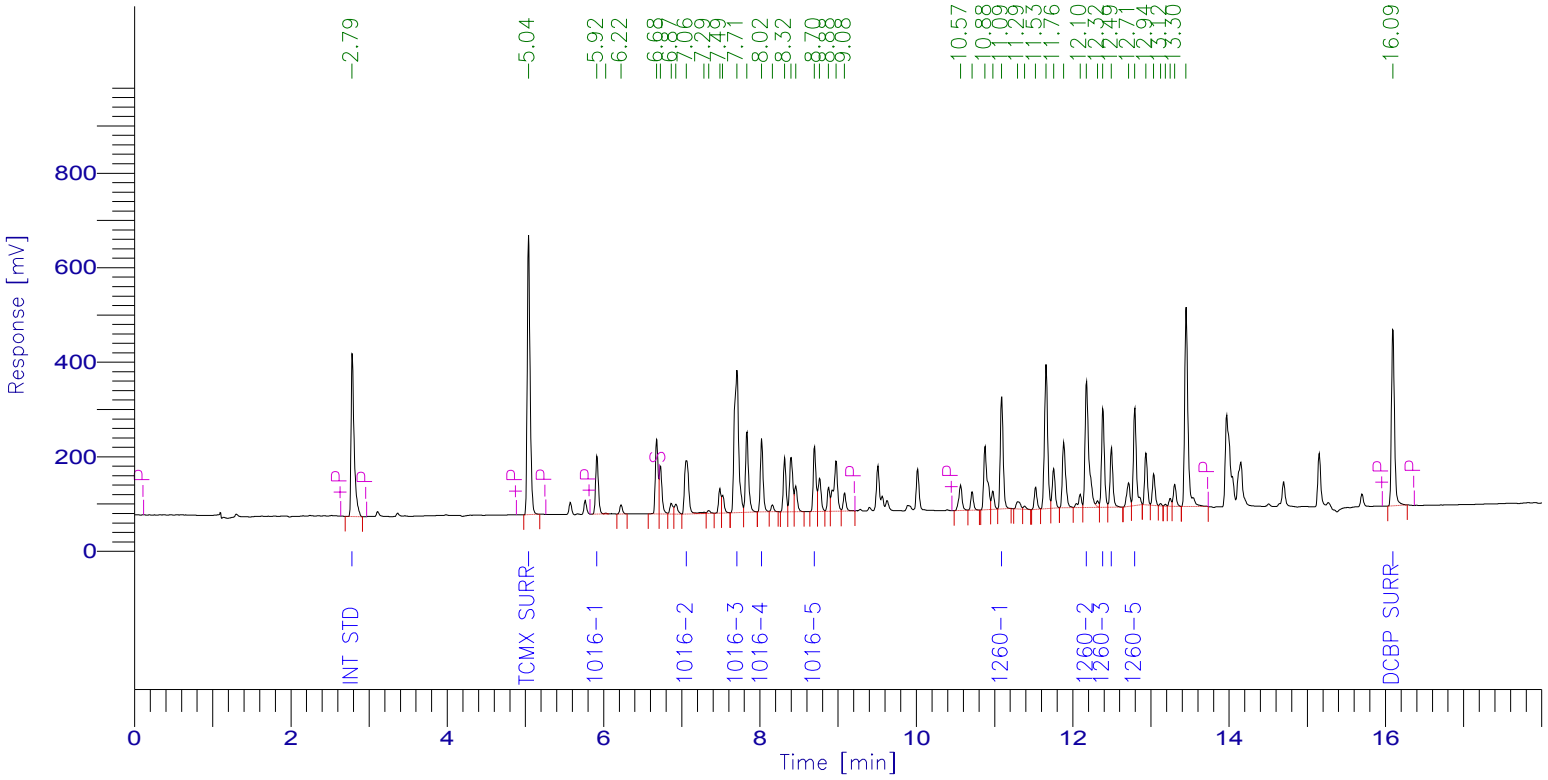

PCB Report

Time [min]	Component Name	Raw Amount	Area [µV·s]	Surrogate SM/WM	Surrogate QC / SL	Spike Rec Soils (%)	Spike Rec Water (%)
2.787	Int Std	100.0000	948537.26	250.0000	100.0000	40.0000	20.0000
5.041	TCMX SURR	102.2826	1501621.13	255.7065	102.2826	40.9130	20.4565
5.916	1016-1	877.3975	304392.76	2193.4938	877.3975	350.9590	175.4795
7.060	1016-2	836.1763	413291.75	2090.4407	836.1763	334.4705	167.2353
7.706	1016-3	837.3770	1187600.69	2093.4426	837.3770	334.9508	167.4754
8.022	1016-4	877.5367	375635.85	2193.8417	877.5367	351.0147	175.5073
8.698	1016-5	867.0553	347338.09	2167.6381	867.0553	346.8221	173.4111
11.091	1260-1	843.7880	605859.00	2109.4700	843.7880	337.5152	168.7576
12.175	1260-2	871.4411	898840.39	2178.6028	871.4411	348.5764	174.2882
12.385	1260-3	867.9240	533207.43	2169.8101	867.9240	347.1696	173.5848
12.494	1260-4	904.9627	318297.91	2262.4067	904.9627	361.9851	180.9925
12.793	1260-5	935.1843	545597.03	2337.9608	935.1843	374.0737	187.0369
16.093	DCBP SURR	105.2190	1002795.86	263.0475	105.2190	42.0876	21.0438
		9026.3445	8983015.16				

Client Id: Initial Calibration

Software Version: 4.1<1L22>
Date: 3/16/2017 09:13 AM
Sample Name : mix 1000;11a
Data File : E:\TC2017\ECD1\03-MAR\315B020.RAW Date: 3/15/2017 07:47 PM
Sequence File: E:\TC2017\ECD1\03-MAR\PCBSEQ.SEQ Cycle: 378 Channel : B
Instrument : AUTO_ECD1 Rack/Vial: 0/6 Operator:
Sample Amount : 1.0000 Dilution Factor : 1.00

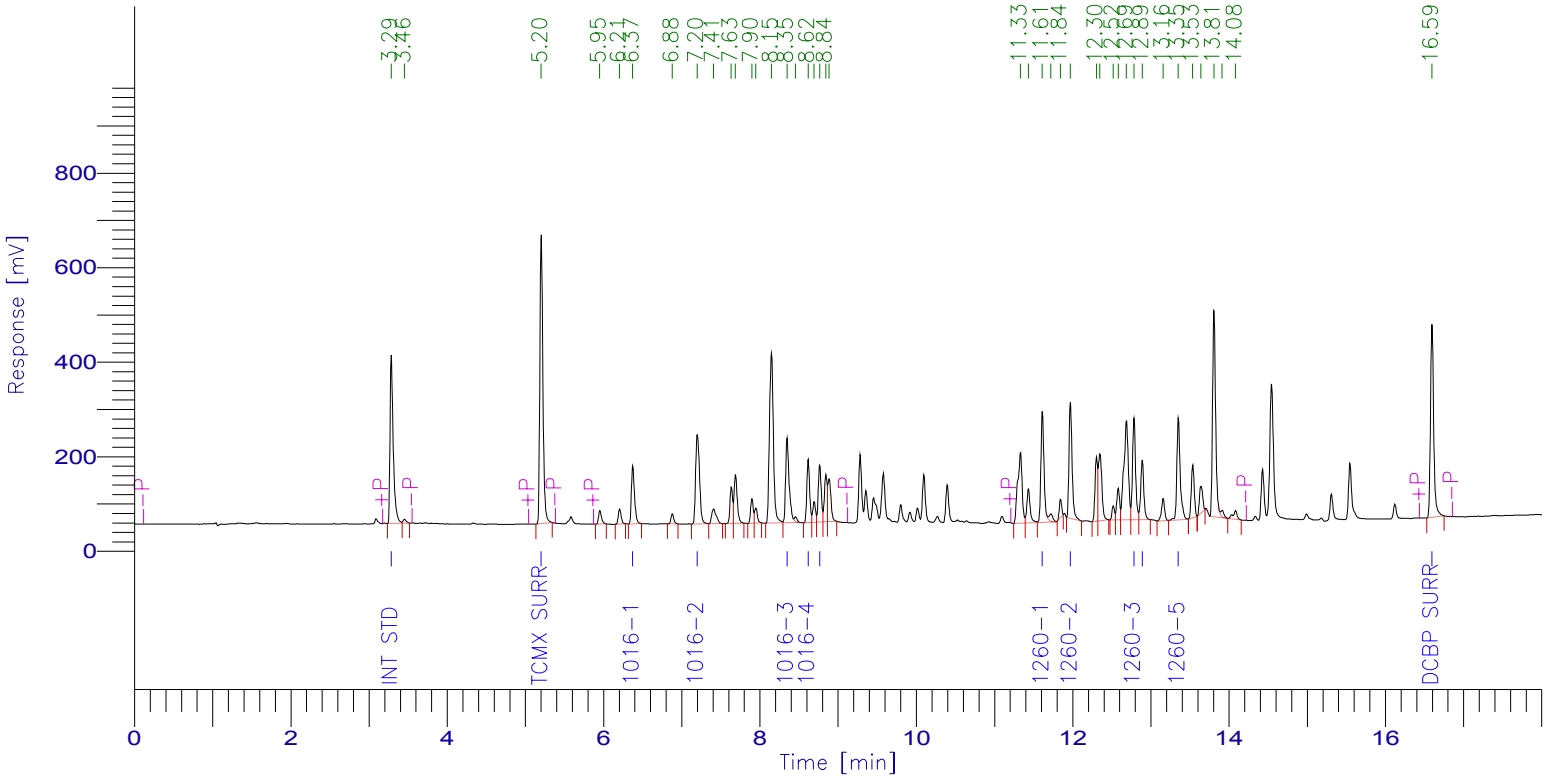

PCB Report

Time [min]	Component Name	Raw Amount	Area [µV·s]	Surrogate SM/WM	Surrogate QC / SL	Spike Rec Soils (%)	Spike Rec Water (%)
3.286	Int Std	100.0000	1001337.23	250.0000	100.0000	40.0000	20.0000
5.203	TCMX SURR	105.3522	1640444.01	263.3804	105.3522	42.1409	21.0704
6.374	1016-1	856.6605	334131.66	2141.6512	856.6605	342.6642	171.3321
7.198	1016-2	834.5331	656776.20	2086.3326	834.5331	333.8132	166.9066
8.347	1016-3	885.4326	560232.30	2213.5815	885.4326	354.1730	177.0865
8.617	1016-4	912.7165	336935.21	2281.7912	912.7165	365.0866	182.5433
8.764	1016-5	963.3950	318328.42	2408.4874	963.3950	385.3580	192.6790
11.611	1260-1	830.5166	656698.05	2076.2916	830.5166	332.2067	166.1033
11.969	1260-2	818.7820	675690.10	2046.9550	818.7820	327.5128	163.7564
12.782	1260-3	826.1063	588731.76	2065.2657	826.1063	330.4425	165.2213
12.888	1260-4	827.5988	344965.30	2068.9970	827.5988	331.0395	165.5198
13.350	1260-5	871.7030	635721.40	2179.2575	871.7030	348.6812	174.3406
16.593	DCBP SURR	107.0032	1159630.38	267.5080	107.0032	42.8013	21.4006
		8939.7997	8909622.02				

Client Id: Initial Calibration

Software Version: 4.1<1L22>
Date: 3/16/2017 09:14 AM
Sample Name : mix 800;11b
Data File : E:\TC2017\ECD1\03-MAR\315A021.RAW Date: 3/15/2017 08:10 PM
Sequence File: E:\TC2017\ECD1\03-MAR\PCBSEQ.SEQ Cycle: 379 Channel : A
Instrument : AUTO_ECD1 Rack/Vial: 0/7 Operator:
Sample Amount : 1.0000 Dilution Factor : 1.00

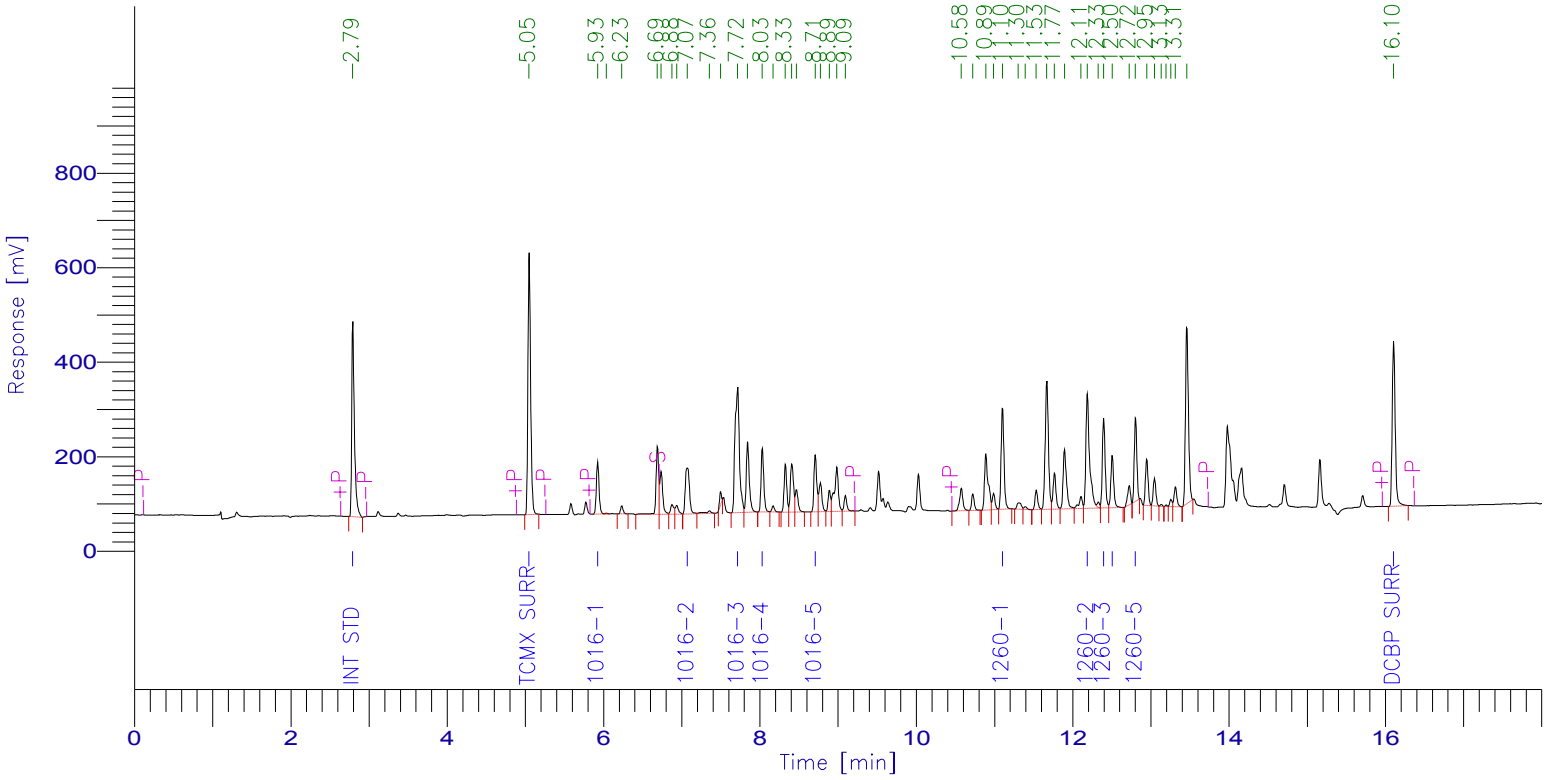

PCB Report

Time [min]	Component Name	Raw Amount	Area [µV·s]	Surrogate SM/WM	Surrogate QC / SL	Spike Rec Soils (%)	Spike Rec Water (%)
2.794	Int Std	100.0000	981204.35	250.0000	100.0000	40.0000	20.0000
5.049	TCMX SURR	87.3279	1326223.29	218.3197	87.3279	34.9312	17.4656
5.925	1016-1	735.0167	263778.99	1837.5418	735.0167	294.0067	147.0033
7.074	1016-2	703.0711	359470.44	1757.6776	703.0711	281.2284	140.6142
7.716	1016-3	708.4121	1039298.78	1771.0302	708.4121	283.3648	141.6824
8.031	1016-4	740.6645	327965.67	1851.6614	740.6645	296.2658	148.1329
8.707	1016-5	740.8488	307001.37	1852.1221	740.8488	296.3395	148.1698
11.101	1260-1	728.4782	541077.97	1821.1955	728.4782	291.3913	145.6956
12.185	1260-2	756.1226	806755.24	1890.3064	756.1226	302.4490	151.2245
12.395	1260-3	752.4705	478199.41	1881.1763	752.4705	300.9882	150.4941
12.504	1260-4	788.0236	286713.03	1970.0590	788.0236	315.2094	157.6047
12.802	1260-5	674.4735	407047.15	1686.1837	674.4735	269.7894	134.8947
16.103	DCBP SURR	93.8990	925729.84	234.7474	93.8990	37.5596	18.7798
		7608.8084	8050465.53				

Client Id: Initial Calibration

Software Version: 4.1<1L22>
Date: 3/16/2017 09:14 AM
Sample Name : mix 800;11b
Data File : E:\TC2017\ECD1\03-MAR\315B021.RAW Date: 3/15/2017 08:10 PM
Sequence File: E:\TC2017\ECD1\03-MAR\PCBSEQ.SEQ Cycle: 379 Channel : B
Instrument : AUTO_ECD1 Rack/Vial: 0/7 Operator:
Sample Amount : 1.0000 Dilution Factor : 1.00

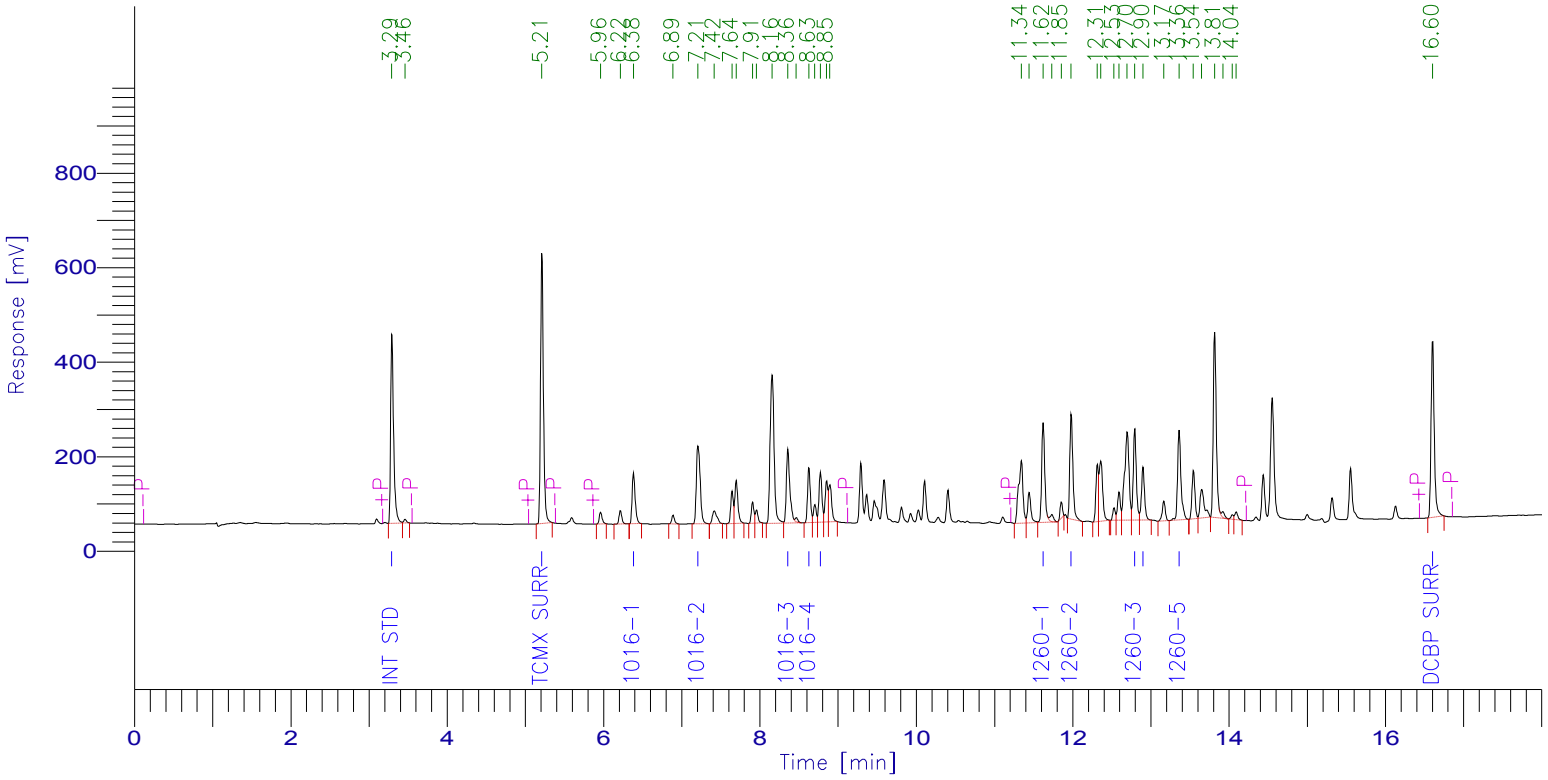

PCB Report

Time [min]	Component Name	Raw Amount	Area [µV·s]	Surrogate SM/WM	Surrogate QC / SL	Spike Rec Soils (%)	Spike Rec Water (%)
3.293	Int Std	100.0000	1048556.43	250.0000	100.0000	40.0000	20.0000
5.212	TCMX SURR	89.3362	1456655.88	223.3406	89.3362	35.7345	17.8672
6.383	1016-1	709.6648	289850.20	1774.1621	709.6648	283.8659	141.9330
7.207	1016-2	690.5544	569092.98	1726.3861	690.5544	276.2218	138.1109
8.356	1016-3	739.2782	489814.87	1848.1954	739.2782	295.7113	147.8556
8.626	1016-4	764.0977	295373.02	1910.2442	764.0977	305.6391	152.8195
8.773	1016-5	808.2170	279647.19	2020.5425	808.2170	323.2868	161.6434
11.621	1260-1	713.1885	590518.06	1782.9713	713.1885	285.2754	142.6377
11.980	1260-2	699.1527	604174.97	1747.8817	699.1527	279.6611	139.8305
12.792	1260-3	704.9317	526065.79	1762.3293	704.9317	281.9727	140.9863
12.898	1260-4	703.7418	307171.12	1759.3546	703.7418	281.4967	140.7484
13.360	1260-5	744.8269	568807.21	1862.0673	744.8269	297.9308	148.9654
16.600	DCBP SURR	93.8684	1065255.79	234.6711	93.8684	37.5474	18.7737
		7560.8584	8090983.52				

Client Id: Initial Calibration

Software Version: 4.1<1L22>
Date: 3/16/2017 09:14 AM
Sample Name : mix 600;11c
Data File : E:\TC2017\ECD1\03-MAR\315A022.RAW Date: 3/15/2017 08:32 PM
Sequence File: E:\TC2017\ECD1\03-MAR\PCBSEQ.SEQ Cycle: 380 Channel : A
Instrument : AUTO_ECD1 Rack/Vial: 0/8 Operator:
Sample Amount : 1.0000 Dilution Factor : 1.00

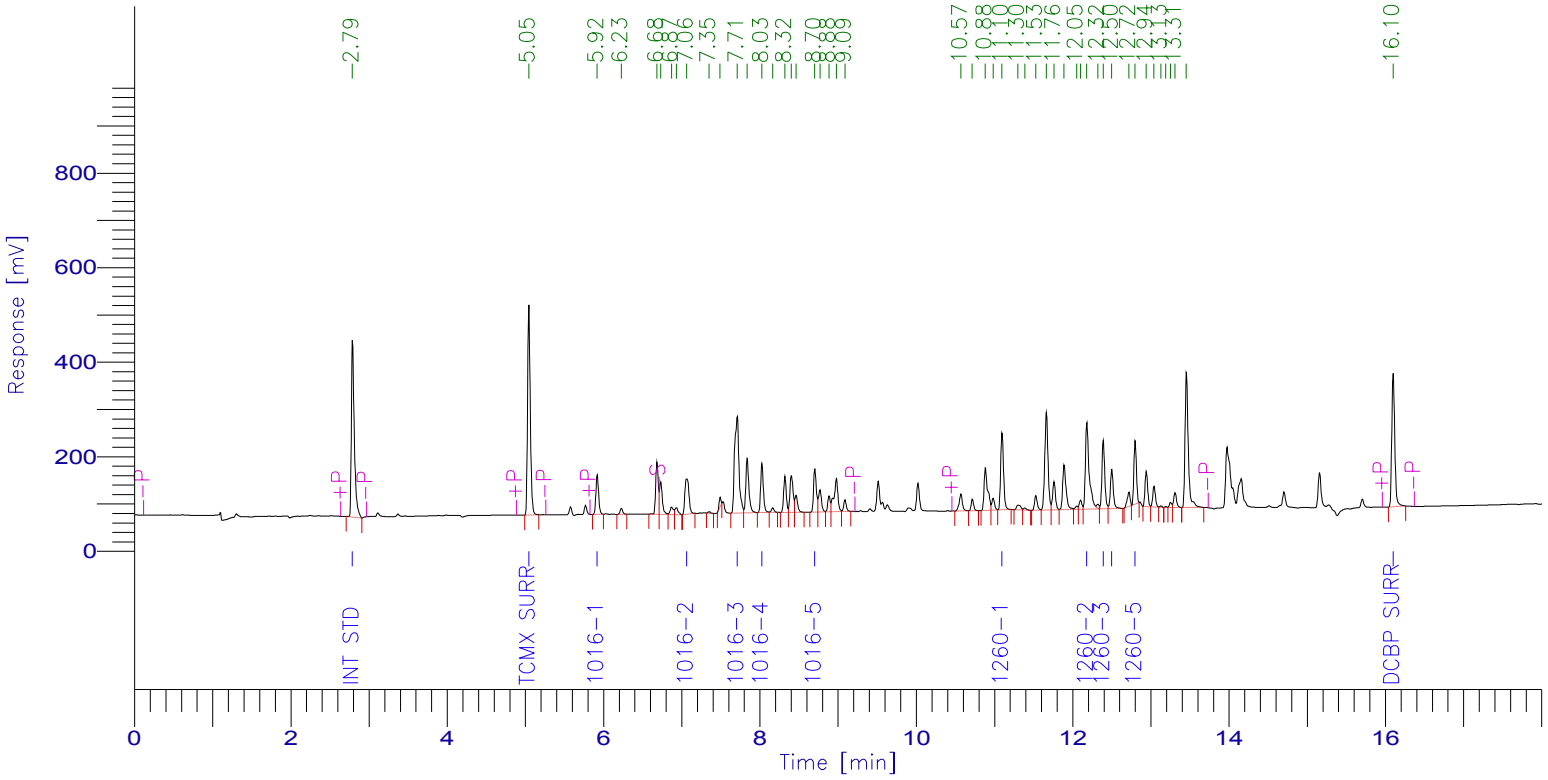

PCB Report

Time [min]	Component Name	Raw Amount	Area [µV·s]	Surrogate SM/WM	Surrogate QC / SL	Spike Rec Soils (%)	Spike Rec Water (%)
2.791	Int Std	100.0000	978077.48	250.0000	100.0000	40.0000	20.0000
5.045	TCMX SURR	71.2309	1078315.89	178.0773	71.2309	28.4924	14.2462
5.919	1016-1	556.0011	198898.91	1390.0026	556.0011	222.4004	111.2002
7.063	1016-2	532.4276	271355.33	1331.0691	532.4276	212.9711	106.4855
7.710	1016-3	546.8780	799758.23	1367.1950	546.8780	218.7512	109.3756
8.025	1016-4	570.0361	251607.15	1425.0902	570.0361	228.0144	114.0072
8.702	1016-5	564.4781	233169.44	1411.1953	564.4781	225.7913	112.8956
11.095	1260-1	557.1853	412531.16	1392.9633	557.1853	222.8741	111.4371
12.179	1260-2	577.3913	614092.28	1443.4783	577.3913	230.9565	115.4783
12.390	1260-3	576.8902	365448.77	1442.2255	576.8902	230.7561	115.3780
12.499	1260-4	596.3072	216267.89	1490.7680	596.3072	238.5229	119.2614
12.797	1260-5	510.6884	307220.08	1276.7209	510.6884	204.2753	102.1377
16.097	DCBP SURR	75.7906	744822.21	189.4765	75.7906	30.3162	15.1581
		5835.3048	6471564.83				

Client Id: Initial Calibration

Software Version: 4.1<1L22>
Date: 3/16/2017 09:14 AM
Sample Name : mix 600;11c
Data File : E:\TC2017\ECD1\03-MAR\315B022.RAW Date: 3/15/2017 08:32 PM
Sequence File: E:\TC2017\ECD1\03-MAR\PCBSEQ.SEQ Cycle: 380 Channel : B
Instrument : AUTO_ECD1 Rack/Vial: 0/8 Operator:
Sample Amount : 1.0000 Dilution Factor : 1.00

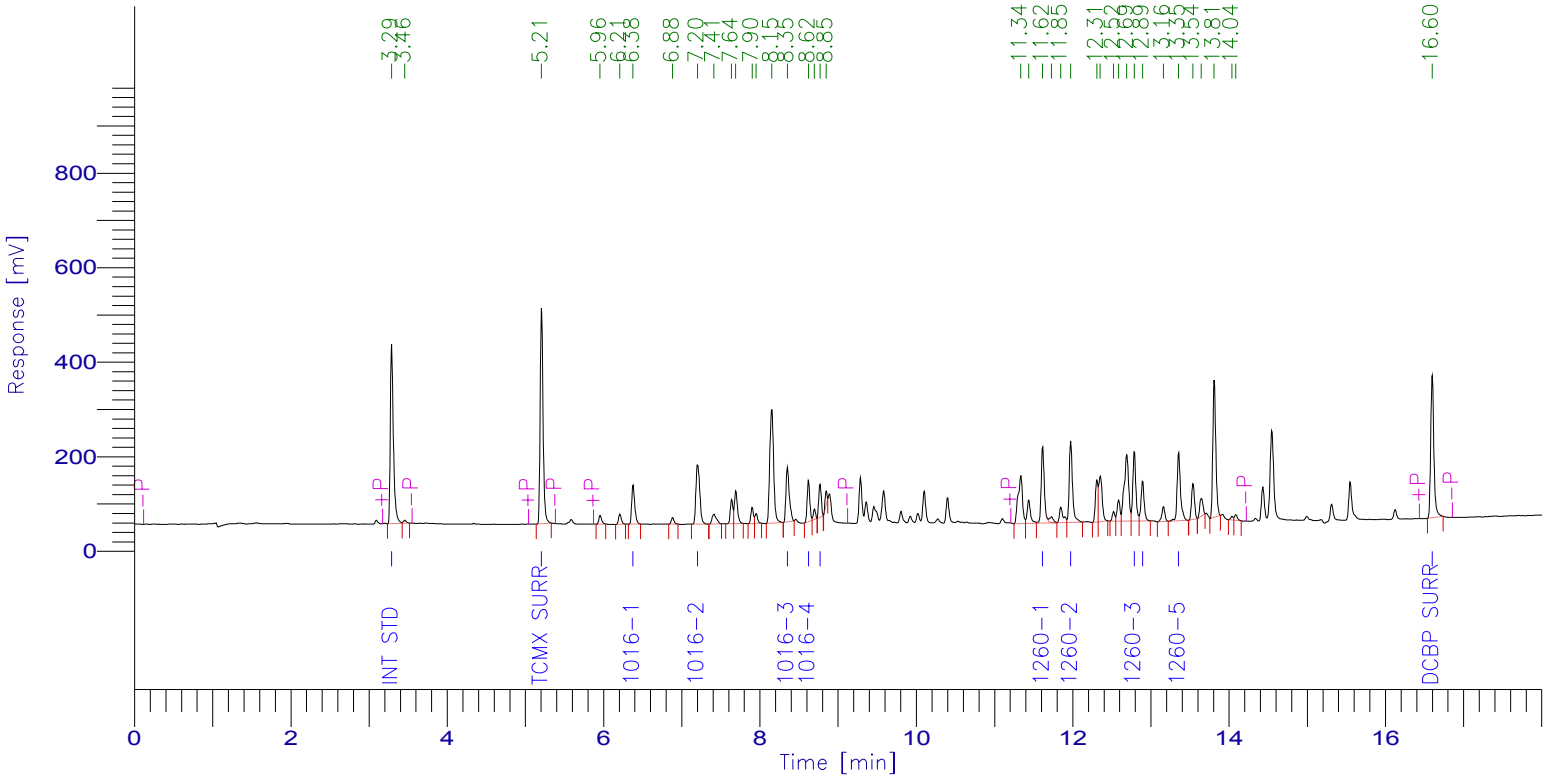

PCB Report

Time [min]	Component Name	Raw Amount	Area [µV·s]	Surrogate SM/WM	Surrogate QC / SL	Spike Rec Soils (%)	Spike Rec Water (%)
3.290	Int Std	100.0000	1022610.41	250.0000	100.0000	40.0000	20.0000
5.207	TCMX SURR	73.4117	1167381.43	183.5291	73.4117	29.3647	14.6823
6.378	1016-1	552.9381	220249.67	1382.3453	552.9381	221.1752	110.5876
7.202	1016-2	541.3074	435058.55	1353.2686	541.3074	216.5230	108.2615
8.351	1016-3	526.9867	340519.65	1317.4669	526.9867	210.7947	105.3973
8.620	1016-4	547.0992	206255.91	1367.7479	547.0992	218.8397	109.4198
8.768	1016-5	471.0224	158943.38	1177.5560	471.0224	188.4090	94.2045
11.615	1260-1	562.8370	454495.82	1407.0925	562.8370	225.1348	112.5674
11.973	1260-2	588.1210	495650.75	1470.3024	588.1210	235.2484	117.6242
12.786	1260-3	544.2016	396069.31	1360.5039	544.2016	217.6806	108.8403
12.892	1260-4	540.8010	230209.30	1352.0024	540.8010	216.3204	108.1602
13.354	1260-5	579.1224	431318.89	1447.8060	579.1224	231.6490	115.8245
16.596	DCBP SURR	76.7172	849073.51	191.7929	76.7172	30.6869	15.3434
		5704.5656	6407836.57				

Client Id: Initial Calibration

Software Version: 4.1<1L22>
Date: 3/16/2017 09:14 AM
Sample Name : mix 400;11d
Data File : E:\TC2017\ECD1\03-MAR\315A023.RAW Date: 3/15/2017 08:54 PM
Sequence File: E:\TC2017\ECD1\03-MAR\PCBSEQ.SEQ Cycle: 381 Channel : A
Instrument : AUTO_ECD1 Rack/Vial: 0/9 Operator:
Sample Amount : 1.0000 Dilution Factor : 1.00

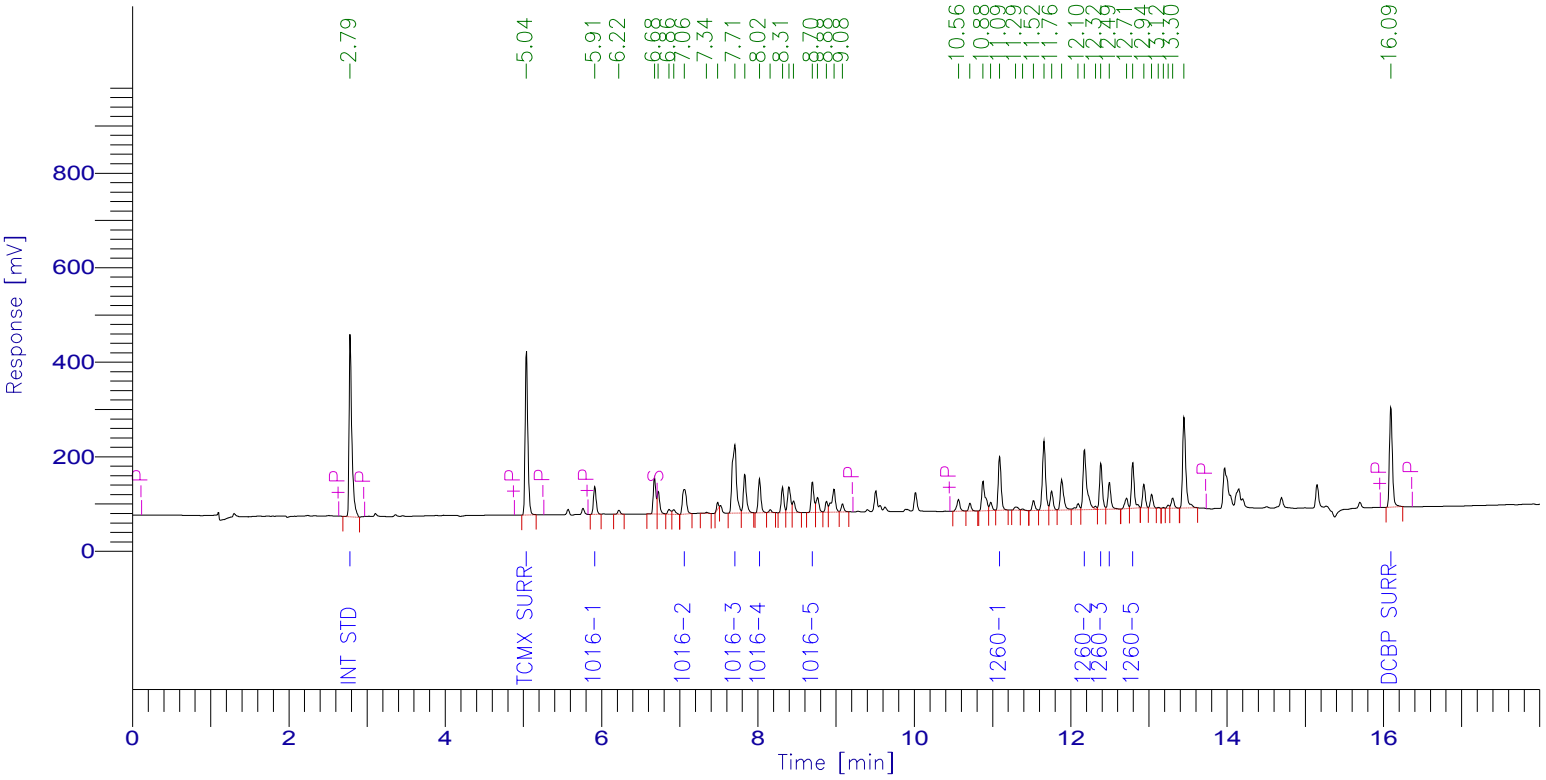

PCB Report

Time [min]	Component Name	Raw Amount	Area [µV·s]	Surrogate SM/WM	Surrogate QC / SL	Spike Rec Soils (%)	Spike Rec Water (%)
2.786	Int Std	100.0000	947987.18	250.0000	100.0000	40.0000	20.0000
5.039	TCMX SURR	56.4937	828909.00	141.2343	56.4937	22.5975	11.2987
5.914	1016-1	399.0119	138347.68	997.5299	399.0119	159.6048	79.8024
7.058	1016-2	377.1431	186300.11	942.8577	377.1431	150.8572	75.4286
7.705	1016-3	395.1291	560062.46	987.8227	395.1291	158.0516	79.0258
8.020	1016-4	403.7039	172708.13	1009.2598	403.7039	161.4816	80.7408
8.696	1016-5	404.2841	161860.30	1010.7102	404.2841	161.7136	80.8568
11.090	1260-1	395.0309	283476.69	987.5772	395.0309	158.0124	79.0062
12.174	1260-2	404.4861	416961.79	1011.2154	404.4861	161.7945	80.8972
12.384	1260-3	404.6920	248477.54	1011.7299	404.6920	161.8768	80.9384
12.494	1260-4	417.8135	146870.18	1044.5336	417.8135	167.1254	83.5627
12.792	1260-5	425.0850	247855.55	1062.7125	425.0850	170.0340	85.0170
16.092	DCBP SURR	57.8591	551110.22	144.6479	57.8591	23.1437	11.5718
		4240.7324	4890926.81				

Client Id: Initial Calibration

Software Version: 4.1<1L22>
Date: 3/16/2017 09:15 AM
Sample Name : mix 400;11d
Data File : E:\TC2017\ECD1\03-MAR\315B023.RAW Date: 3/15/2017 08:54 PM
Sequence File: E:\TC2017\ECD1\03-MAR\PCBSEQ.SEQ Cycle: 381 Channel : B
Instrument : AUTO_ECD1 Rack/Vial: 0/9 Operator:
Sample Amount : 1.0000 Dilution Factor : 1.00

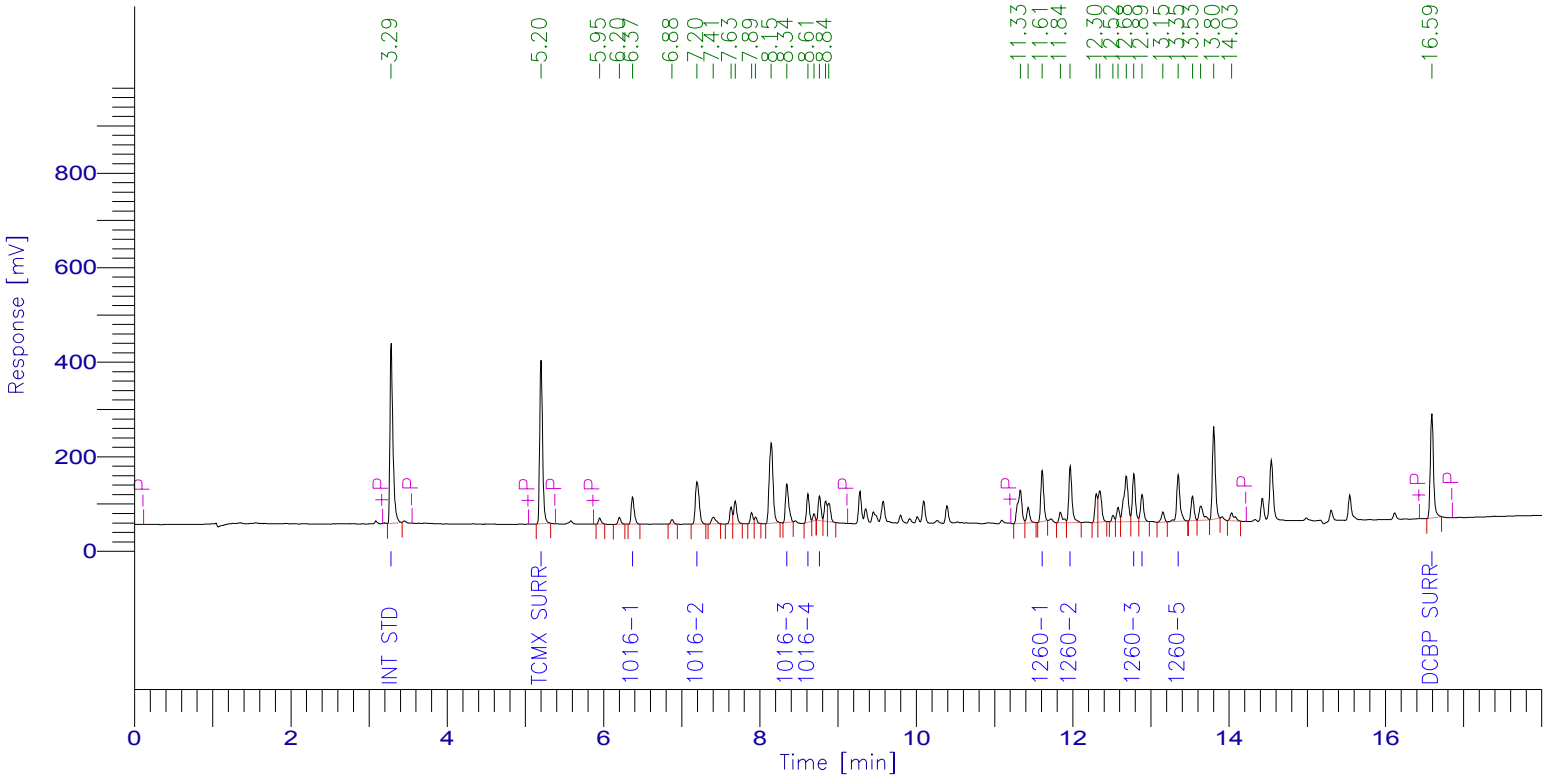

PCB Report

Time [min]	Component Name	Raw Amount	Area [µV·s]	Surrogate SM/WM	Surrogate QC / SL	Spike Rec Soils (%)	Spike Rec Water (%)
3.285	Int Std	100.0000	983507.56	250.0000	100.0000	40.0000	20.0000
5.201	TCMX SURR	57.7823	883711.12	144.4558	57.7823	23.1129	11.5565
6.371	1016-1	400.7080	153509.14	1001.7700	400.7080	160.2832	80.1416
7.195	1016-2	393.7480	304361.40	984.3700	393.7480	157.4992	78.7496
8.344	1016-3	381.5897	237141.00	953.9743	381.5897	152.6359	76.3179
8.614	1016-4	392.0797	142161.58	980.1993	392.0797	156.8319	78.4159
8.761	1016-5	385.7529	125192.28	964.3822	385.7529	154.3012	77.1506
11.609	1260-1	364.3270	282947.65	910.8175	364.3270	145.7308	72.8654
11.968	1260-2	419.3462	339898.51	1048.3654	419.3462	167.7385	83.8692
12.781	1260-3	389.7935	272843.41	974.4837	389.7935	155.9174	77.9587
12.886	1260-4	381.4855	156181.99	953.7138	381.4855	152.5942	76.2971
13.349	1260-5	414.9602	297236.48	1037.4006	414.9602	165.9841	82.9920
16.591	DCBP SURR	58.3817	621436.90	145.9543	58.3817	23.3527	11.6763
		4139.9548	4800129.03				

Client Id: Initial Calibration

Software Version: 4.1<1L22>
Date: 3/16/2017 09:15 AM
Sample Name : mix 200;11e
Data File : E:\TC2017\ECD1\03-MAR\315A024.RAW Date: 3/15/2017 09:16 PM
Sequence File: E:\TC2017\ECD1\03-MAR\PCBSEQ.SEQ Cycle: 382 Channel : A
Instrument : AUTO_ECD1 Rack/Vial: 0/10 Operator:
Sample Amount : 1.0000 Dilution Factor : 1.00

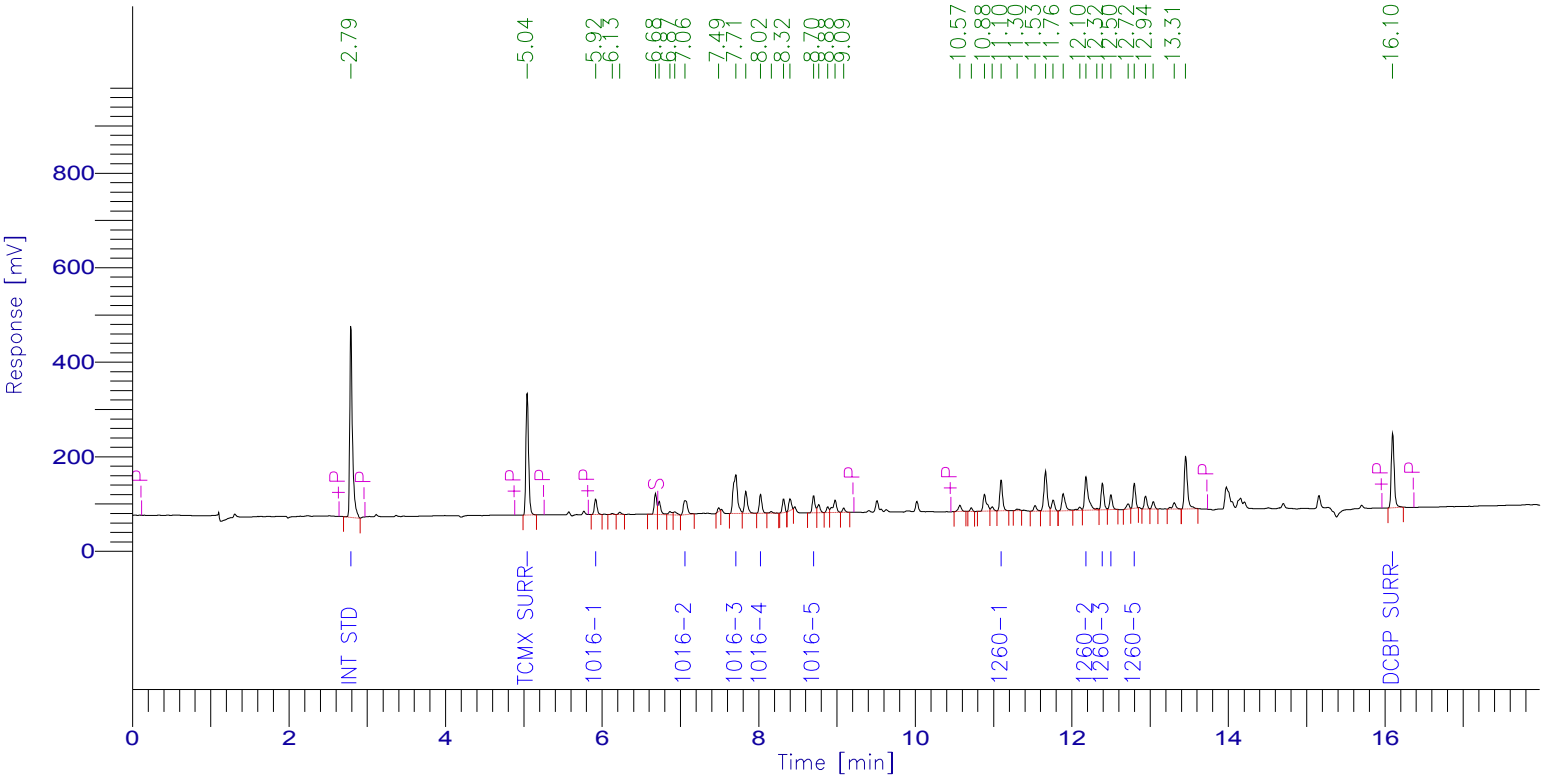

PCB Report

Time [min]	Component Name	Raw Amount	Area [µV·s]	Surrogate SM/WM	Surrogate QC / SL	Spike Rec Soils (%)	Spike Rec Water (%)
2.791	Int Std	100.0000	966024.52	250.0000	100.0000	40.0000	20.0000
5.043	TCMX SURR	40.4856	605330.88	101.2140	40.4856	16.1942	8.0971
5.918	1016-1	217.0232	76679.23	542.5579	217.0232	86.8093	43.4046
7.059	1016-2	218.4331	109954.02	546.0827	218.4331	87.3732	43.6866
7.708	1016-3	219.0127	316338.72	547.5316	219.0127	87.6051	43.8025
8.024	1016-4	219.4373	95663.43	548.5932	219.4373	87.7749	43.8875
8.701	1016-5	219.5411	89568.48	548.8527	219.5411	87.8164	43.9082
11.096	1260-1	220.0769	160933.50	550.1923	220.0769	88.0308	44.0154
12.180	1260-2	223.3889	234660.39	558.4721	223.3889	89.3555	44.6778
12.390	1260-3	220.9699	138255.13	552.4246	220.9699	88.3879	44.1940
12.499	1260-4	213.7635	76572.08	534.4088	213.7635	85.5054	42.7527
12.797	1260-5	202.4217	120272.31	506.0543	202.4217	80.9687	40.4843
16.097	DCBP SURR	42.2259	409855.85	105.5648	42.2259	16.8904	8.4452
		2356.7797	3400108.55				

Client Id: Initial Calibration

Software Version: 4.1<1L22>
Date: 3/16/2017 09:15 AM
Sample Name : mix 200;11e
Data File : E:\TC2017\ECD1\03-MAR\315B024.RAW Date: 3/15/2017 09:16 PM
Sequence File: E:\TC2017\ECD1\03-MAR\PCBSEQ.SEQ Cycle: 382 Channel : B
Instrument : AUTO_ECD1 Rack/Vial: 0/10 Operator:
Sample Amount : 1.0000 Dilution Factor : 1.00

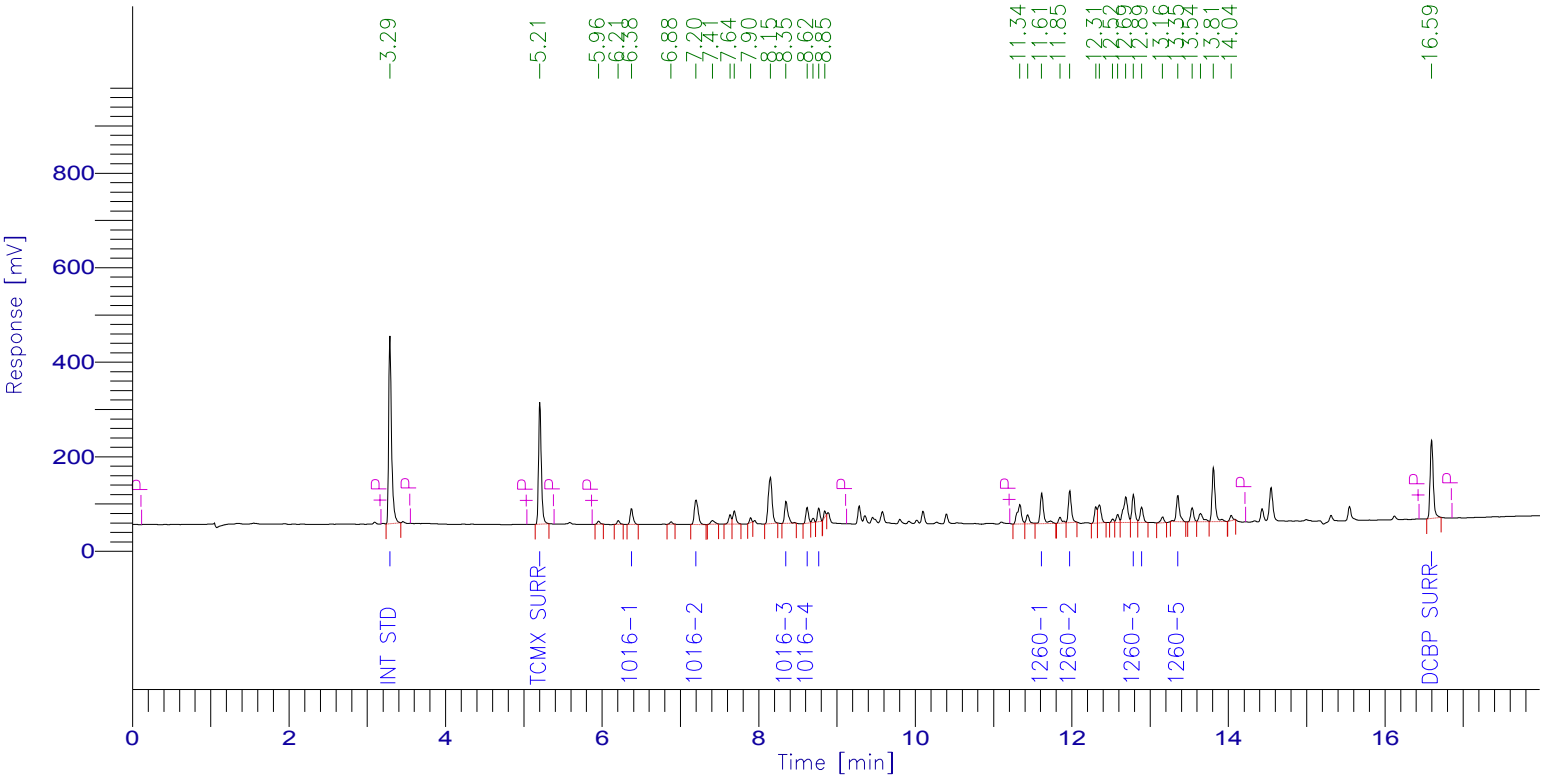

PCB Report

Time [min]	Component Name	Raw Amount	Area [µV·s]	Surrogate SM/WM	Surrogate QC / SL	Spike Rec Soils (%)	Spike Rec Water (%)
3.290	Int Std	100.0000	1002445.42	250.0000	100.0000	40.0000	20.0000
5.205	TCMX SURR	40.9315	638052.46	102.3289	40.9315	16.3726	8.1863
6.375	1016-1	221.6751	86557.79	554.1877	221.6751	88.6700	44.3350
7.199	1016-2	221.2491	174315.41	553.1228	221.2491	88.4996	44.2498
8.349	1016-3	217.8910	138016.92	544.7275	217.8910	87.1564	43.5782
8.619	1016-4	213.1353	78767.36	532.8383	213.1353	85.2541	42.6271
8.766	1016-5	194.8655	64459.43	487.1639	194.8655	77.9462	38.9731
11.614	1260-1	255.3711	202148.05	638.4278	255.3711	102.1485	51.0742
11.973	1260-2	216.5523	178904.99	541.3808	216.5523	86.6209	43.3105
12.785	1260-3	218.1502	155638.65	545.3754	218.1502	87.2601	43.6300
12.891	1260-4	216.9712	90539.49	542.4281	216.9712	86.7885	43.3942
13.353	1260-5	218.5400	159554.68	546.3499	218.5400	87.4160	43.7080
16.594	DCBP SURR	42.2299	458166.51	105.5748	42.2299	16.8920	8.4460
		2377.5623	3427567.17				

Client Id: Initial Calibration

Software Version: 4.1<1L22>
Date: 3/16/2017 09:15 AM
Sample Name : mix 100;11f
Data File : E:\TC2017\ECD1\03-MAR\315A025.RAW Date: 3/15/2017 09:39 PM
Sequence File: E:\TC2017\ECD1\03-MAR\PCBSEQ.SEQ Cycle: 383 Channel : A
Instrument : AUTO_ECD1 Rack/Vial: 0/11 Operator:
Sample Amount : 1.0000 Dilution Factor : 1.00

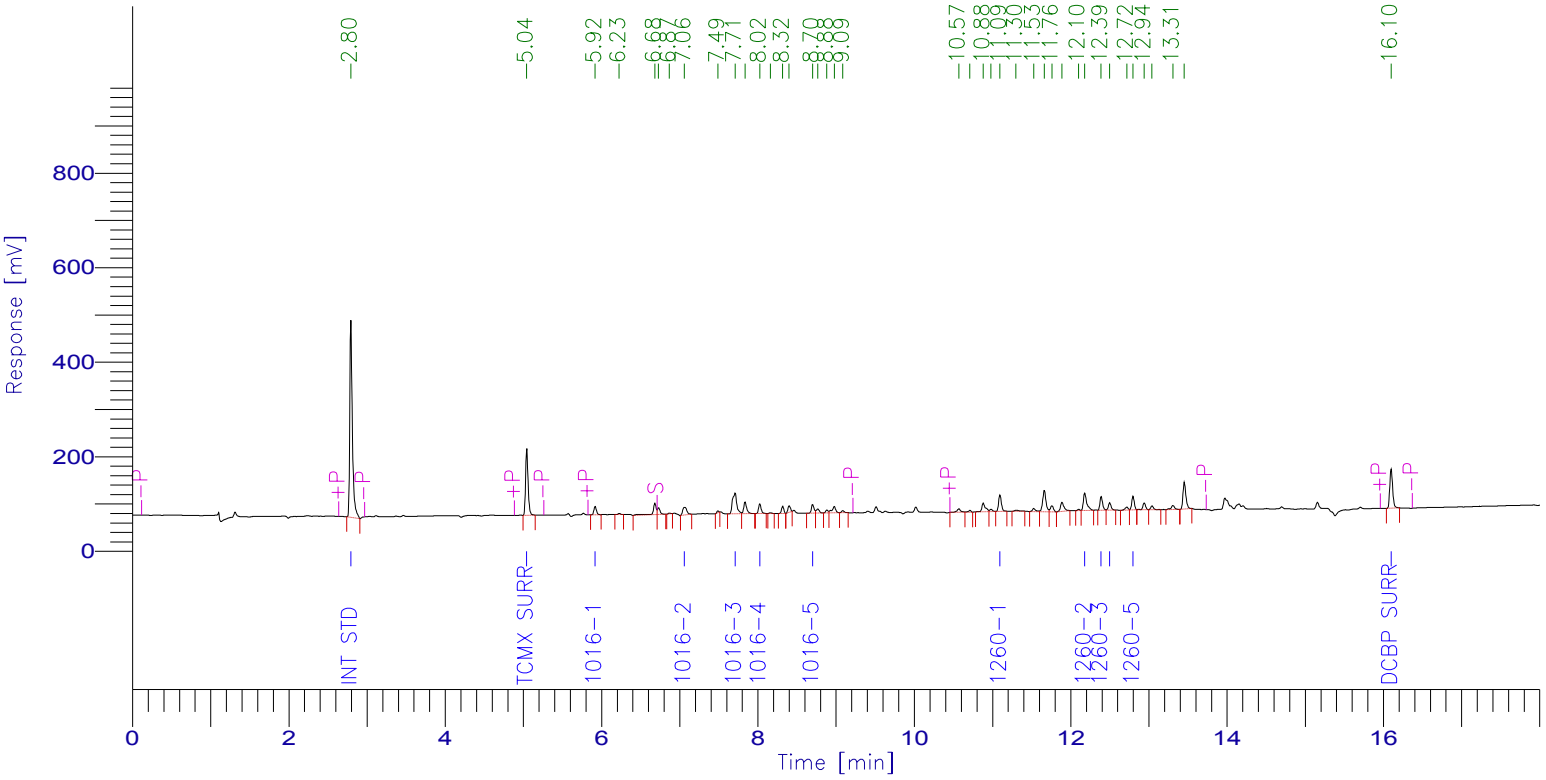

PCB Report

Time [min]	Component Name	Raw Amount	Area [µV·s]	Surrogate SM/WM	Surrogate QC / SL	Spike Rec Soils (%)	Spike Rec Water (%)
2.795	Int Std	100.0000	953391.58	250.0000	100.0000	40.0000	20.0000
5.044	TCMX SURR	21.3117	314480.02	53.2792	21.3117	8.5247	4.2623
5.918	1016-1	112.9110	39372.31	282.2774	112.9110	45.1644	22.5822
7.059	1016-2	120.8776	60051.20	302.1940	120.8776	48.3510	24.1755
7.708	1016-3	118.4160	168801.61	296.0399	118.4160	47.3664	23.6832
8.023	1016-4	110.8726	47702.70	277.1815	110.8726	44.3490	22.1745
8.699	1016-5	110.1434	44348.72	275.3586	110.1434	44.0574	22.0287
11.094	1260-1	115.5395	83384.59	288.8489	115.5395	46.2158	23.1079
12.178	1260-2	106.8723	110796.63	267.1807	106.8723	42.7489	21.3745
12.389	1260-3	110.8970	68478.00	277.2424	110.8970	44.3588	22.1794
12.497	1260-4	106.1318	37520.23	265.3294	106.1318	42.4527	21.2264
12.796	1260-5	111.5330	65402.63	278.8326	111.5330	44.6132	22.3066
16.096	DCBP SURR	21.9060	209845.14	54.7651	21.9060	8.7624	4.3812
		1267.4119	2203575.37				

Client Id: Initial Calibration

Software Version: 4.1<1L22>
Date: 3/16/2017 09:15 AM
Sample Name : mix 100;11f
Data File : E:\TC2017\ECD1\03-MAR\315B025.RAW Date: 3/15/2017 09:39 PM
Sequence File: E:\TC2017\ECD1\03-MAR\PCBSEQ.SEQ Cycle: 383 Channel : B
Instrument : AUTO_ECD1 Rack/Vial: 0/11 Operator:
Sample Amount : 1.0000 Dilution Factor : 1.00

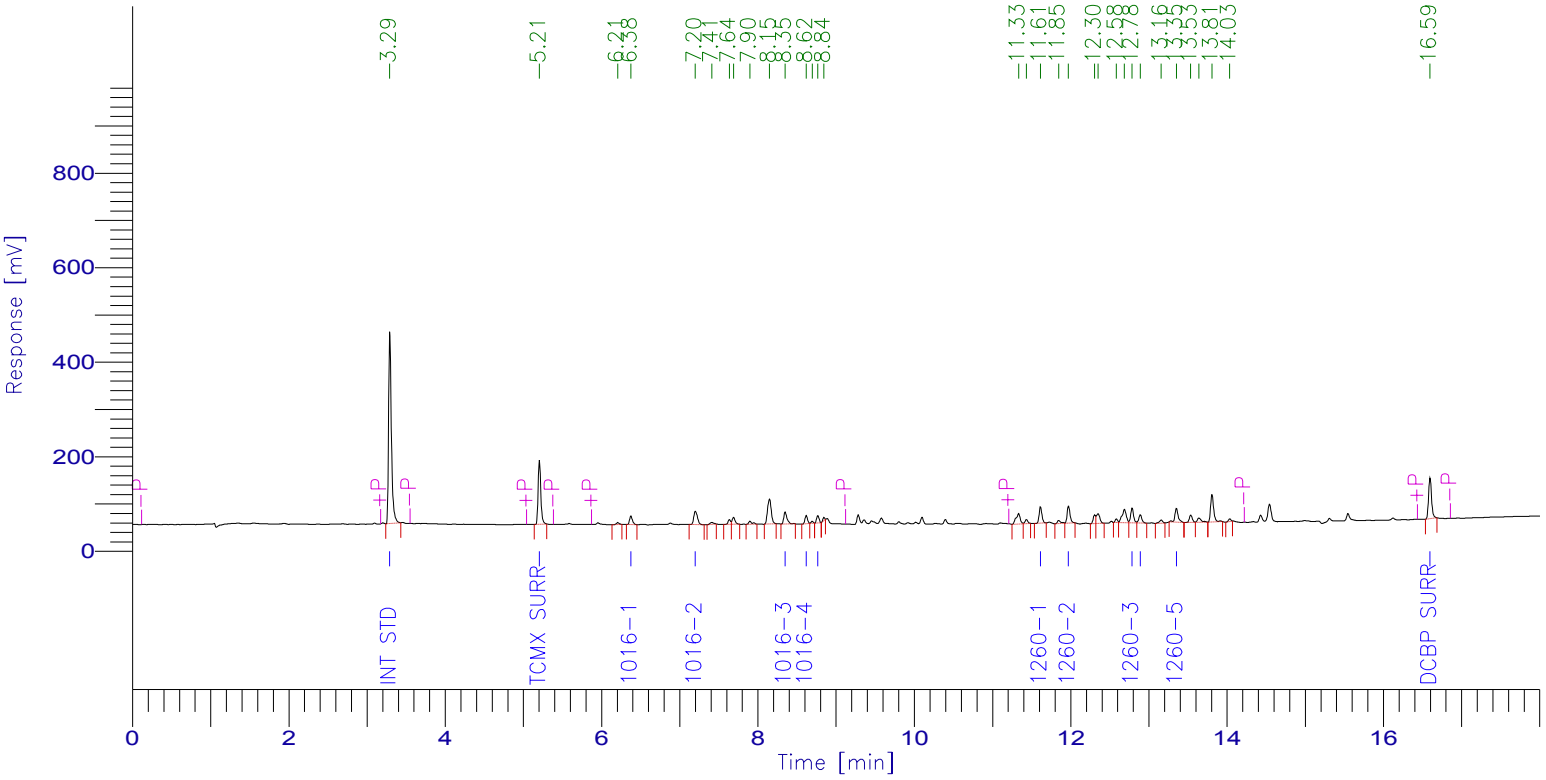

PCB Report

Time [min]	Component Name	Raw Amount	Area [µV·s]	Surrogate SM/WM	Surrogate QC / SL	Spike Rec Soils (%)	Spike Rec Water (%)
3.293	Int Std	100.0000	992202.61	250.0000	100.0000	40.0000	20.0000
5.205	TCMX SURR	20.8708	322015.48	52.1770	20.8708	8.3483	4.1742
6.375	1016-1	116.6023	45064.66	291.5058	116.6023	46.6409	23.3205
7.199	1016-2	119.5295	93211.40	298.8238	119.5295	47.8118	23.9059
8.348	1016-3	115.3525	72320.21	288.3812	115.3525	46.1410	23.0705
8.617	1016-4	112.6486	41205.60	281.6215	112.6486	45.0594	22.5297
8.765	1016-5	105.9954	34703.89	264.9885	105.9954	42.3982	21.1991
11.612	1260-1	110.7207	86749.31	276.8016	110.7207	44.2883	22.1441
11.971	1260-2	114.4381	93577.14	286.0952	114.4381	45.7752	22.8876
12.784	1260-3	116.0990	81984.18	290.2475	116.0990	46.4396	23.2198
12.889	1260-4	115.9454	47888.28	289.8636	115.9454	46.3782	23.1891
13.351	1260-5	114.8988	83029.77	287.2471	114.8988	45.9595	22.9798
16.593	DCBP SURR	21.4032	229837.96	53.5080	21.4032	8.5613	4.2806
		1284.5043	2223790.49				

Client Id: Initial Calibration

Software Version: 4.1<1L22>
Date: 3/16/2017 09:15 AM
Sample Name : mix 50;11g
Data File : E:\TC2017\ECD1\03-MAR\315A026.RAW Date: 3/15/2017 10:01 PM
Sequence File: E:\TC2017\ECD1\03-MAR\PCBSEQ.SEQ Cycle: 384 Channel : A
Instrument : AUTO_ECD1 Rack/Vial: 0/12 Operator:
Sample Amount : 1.0000 Dilution Factor : 1.00

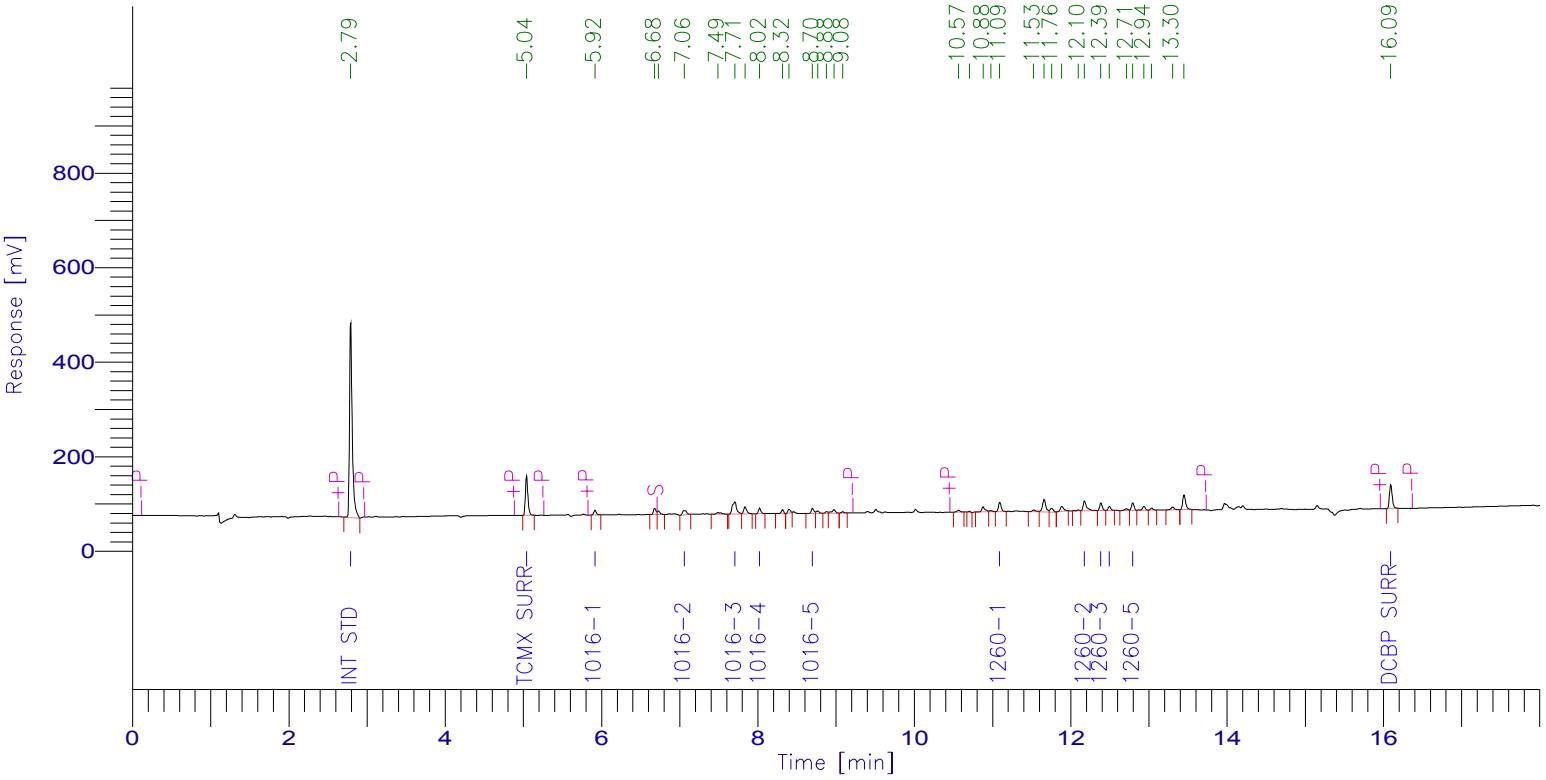

PCB Report

Time [min]	Component Name	Raw Amount	Area [µV·s]	Surrogate SM/WM	Surrogate QC / SL	Spike Rec Soils (%)	Spike Rec Water (%)
2.793	Int Std	100.0000	1002935.64	250.0000	100.0000	40.0000	20.0000
5.041	TCMX SURR	12.1705	188923.38	30.4262	12.1705	4.8682	2.4341
5.916	1016-1	60.2807	22112.35	150.7018	60.2807	24.1123	12.0561
7.058	1016-2	67.3428	35194.00	168.3570	67.3428	26.9371	13.4686
7.706	1016-3	63.7438	95588.53	159.3594	63.7438	25.4975	12.7488
8.021	1016-4	58.0368	26267.79	145.0919	58.0368	23.2147	11.6074
8.697	1016-5	59.7460	25306.55	149.3650	59.7460	23.8984	11.9492
11.092	1260-1	61.4888	46682.34	153.7219	61.4888	24.5955	12.2978
12.175	1260-2	59.8359	65256.72	149.5898	59.8359	23.9344	11.9672
12.385	1260-3	59.7296	38799.18	149.3239	59.7296	23.8918	11.9459
12.494	1260-4	54.5950	20303.68	136.4875	54.5950	21.8380	10.9190
12.793	1260-5	61.4939	37933.70	153.7346	61.4939	24.5975	12.2988
16.092	DCBP SURR	12.3447	124399.40	30.8618	12.3447	4.9379	2.4689
		730.8084	1729703.27				

Client Id: Initial Calibration

Software Version: 4.1<1L22>
Date: 3/16/2017 09:15 AM
Sample Name : mix 50;11g
Data File : E:\TC2017\ECD1\03-MAR\315B026.RAW Date: 3/15/2017 10:01 PM
Sequence File: E:\TC2017\ECD1\03-MAR\PCBSEQ.SEQ Cycle: 384 Channel : B
Instrument : AUTO_ECD1 Rack/Vial: 0/12 Operator:
Sample Amount : 1.0000 Dilution Factor : 1.00

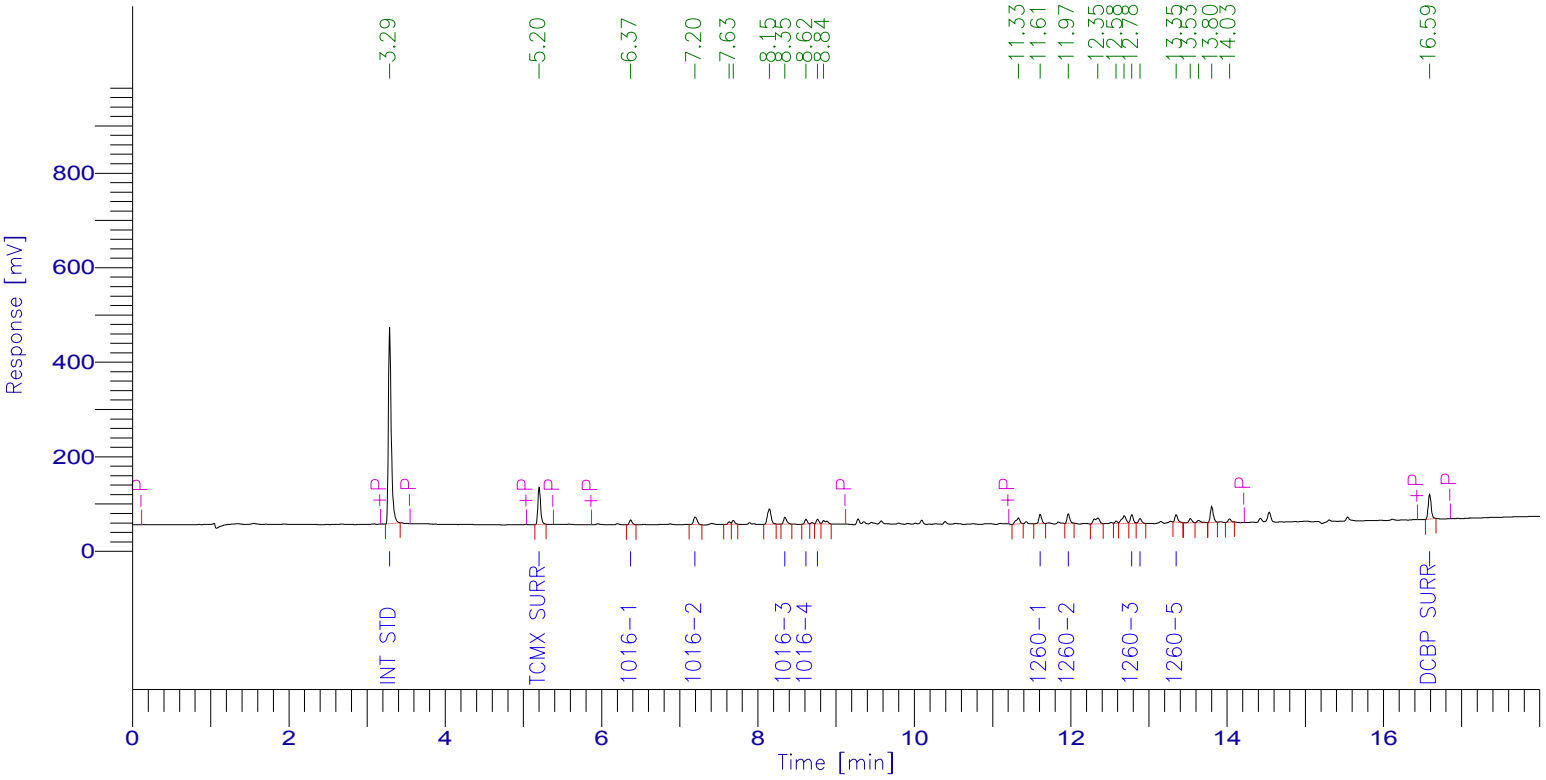

PCB Report

Time [min]	Component Name	Raw Amount	Area [µV·s]	Surrogate SM/WM	Surrogate QC / SL	Spike Rec Soils (%)	Spike Rec Water (%)
3.291	Int Std	100.0000	1046321.14	250.0000	100.0000	40.0000	20.0000
5.202	TCMX SURR	11.5913	188596.20	28.9781	11.5913	4.6365	2.3183
6.373	1016-1	61.2217	24951.64	153.0543	61.2217	24.4887	12.2443
7.196	1016-2	65.1287	53558.77	162.8216	65.1287	26.0515	13.0257
8.346	1016-3	62.0844	41046.83	155.2110	62.0844	24.8338	12.4169
8.615	1016-4	57.1730	22053.95	142.9326	57.1730	22.8692	11.4346
8.763	1016-5	64.7123	22343.07	161.7809	64.7123	25.8849	12.9425
11.609	1260-1	60.6325	50096.55	151.5814	60.6325	24.2530	12.1265
11.968	1260-2	58.7252	50639.38	146.8130	58.7252	23.4901	11.7450
12.780	1260-3	66.4259	49465.62	166.0647	66.4259	26.5703	13.2852
12.886	1260-4	68.0825	29653.48	170.2063	68.0825	27.2330	13.6165
13.348	1260-5	54.0491	41188.05	135.1227	54.0491	21.6196	10.8098
16.588	DCBP SURR	12.0843	136844.97	30.2107	12.0843	4.8337	2.4169
		741.9109	1756759.65				

6D
PCB INITIAL CALIBRATION OF SINGLE COMPONENT ANALYTES

Lab Name: Phoenix Environmental Client: NETC

Lab Code: Phoenix Case No.: SAS No.: SDG No.: GBY06958

Instrument ID: ECD3

GC Col A: RTX-440 ID: 0.32 (mm) Date(s) Analyzed: 04/05/17 04/05/17

Method File: PC405AI

COMPOUND	RT OF STANDARDS			MEAN	RT WINDOW	
	LOW 405A018	MID 405A016	HIGH 405A014	RT	FROM	TO
Aroclor 1016-1	4.77	4.77	4.76	4.77	4.72	4.82
Aroclor 1016-2	5.50	5.50	5.50	5.50	5.45	5.55
Aroclor 1016-3	5.86	5.86	5.86	5.86	5.81	5.91
Aroclor 1016-4	6.80	6.80	6.80	6.80	6.75	6.85
Aroclor 1016-5	7.74	7.73	7.73	7.73	7.68	7.78
Aroclor 1260-1	9.82	9.81	9.81	9.81	9.74	9.88
Aroclor 1260-2	10.39	10.38	10.38	10.38	10.31	10.45
Aroclor 1260-3	10.89	10.88	10.88	10.88	10.81	10.95
Aroclor 1260-4	11.09	11.09	11.09	11.09	11.02	11.16
Aroclor 1260-5	11.49	11.48	11.48	11.48	11.41	11.55
Decachlorobiphenyl	14.72	14.71	14.71	14.71	14.61	14.81
Tetrachloro-m-xylene	3.94	3.93	3.93	3.93	3.88	3.98

Retention time windows are ± 0.05 minutes for all compounds that elute before Aroclor 1260-1, ± 0.07 minutes for all other compounds, except ± 0.10 minutes for Decachlorobiphenyl.

FORM VI PCB

6D
PCB INITIAL CALIBRATION OF SINGLE COMPONENT ANALYTES

Lab Name: Phoenix Environmental Client: NETC

Lab Code: Phoenix Case No.: SAS No.: SDG No.: GBY06958

Instrument ID: ECD3

GC Col B: Rxi-35sil ms ID: 0.32 (mm) Date(s) Analyzed: 04/05/17 04/05/17

Method File: PC405BI

COMPOUND	RT OF STANDARDS			MEAN	RT WINDOW	
	LOW 405B018	MID 405B016	HIGH 405B014	RT	FROM	TO
Aroclor 1016-1	5.47	5.47	5.46	5.47	5.42	5.52
Aroclor 1016-2	6.28	6.27	6.27	6.27	6.22	6.32
Aroclor 1016-3	7.22	7.22	7.22	7.22	7.17	7.27
Aroclor 1016-4	7.41	7.41	7.41	7.41	7.36	7.46
Aroclor 1016-5	7.84	7.83	7.83	7.83	7.78	7.88
Aroclor 1260-1	10.65	10.64	10.65	10.65	10.58	10.72
Aroclor 1260-2	11.02	11.02	11.02	11.02	10.95	11.09
Aroclor 1260-3	11.82	11.81	11.81	11.81	11.74	11.88
Aroclor 1260-4	11.92	11.92	11.92	11.92	11.85	11.99
Aroclor 1260-5	12.36	12.36	12.36	12.36	12.29	12.43
Decachlorobiphenyl	15.56	15.56	15.57	15.56	15.46	15.66
Tetrachloro-m-xylene	4.33	4.32	4.31	4.32	4.27	4.37

Retention time windows are ± 0.05 minutes for all compounds that elute before Aroclor 1260-1, ± 0.07 minutes for all other compounds, except ± 0.10 minutes for Decachlorobiphenyl.

FORM VI PCB

6E

PCB INITIAL CALIBRATION OF SINGLE COMPONENT ANALYTES (FACTORS)

Lab Name: Phoenix Environmental Client: NETC

Lab Code: Phoenix Case No.: SAS No.: SDG No.: GBY06958

Instr ID: ECD3 Levels: 8

GC Col A: ID: (mm) Analysis Dates: 04/05/17 - 04/05/17

Method File: PC405AI

CALIBRATION FACTORS

COMPOUND	Level 1 405A019	Level 2 405A018	Level 3 405A017	Level 4 405A016	Level 5 405A015	Level 6 405A014	Level 7 405A013	Level 8 405A020	MEAN	%RSD	*
Aroclor 1016-1	0.036	0.035	0.034	0.032	0.030	0.029	0.029	0.037	0.033	10.30	
Aroclor 1016-2	0.049	0.041	0.043	0.038	0.036	0.035	0.033	0.056	0.041	19.13	
Aroclor 1016-3	0.048	0.047	0.045	0.044	0.039	0.038	0.037	0.050	0.043	11.64	
Aroclor 1016-4	0.042	0.041	0.041	0.040	0.038	0.037	0.036	0.044	0.040	7.02	
Aroclor 1016-5	0.024	0.028	0.027	0.028	0.026	0.027	0.025	0.018	0.025	13.21	
Aroclor 1260-1	0.086	0.079	0.073	0.069	0.065	0.062	0.059	0.092	0.073	16.04	
Aroclor 1260-2	0.094	0.086	0.079	0.110	0.104	0.098	0.095	0.100	0.096	10.30	
Aroclor 1260-3	0.110	0.109	0.106	0.110	0.102	0.097	0.096	0.123	0.107	8.13	
Aroclor 1260-4	0.082	0.078	0.080	0.075	0.070	0.067	0.064	0.089	0.076	11.16	
Aroclor 1260-5	0.084	0.081	0.076	0.074	0.070	0.061	0.062	0.069	0.072	11.36	
Decachlorobiphenyl	1.579	1.496	1.435	1.467	1.250	1.129	1.035	1.835	1.403	18.37	
Tetrachloro-m-xylene	1.459	1.398	1.335	1.349	1.170			1.592	1.384	10.14	

%RSD must be less than or equal 20.0% for all compounds. (*) Criteria exceeded.

FORM VI PCB

6E

PCB INITIAL CALIBRATION OF SINGLE COMPONENT ANALYTES (FACTORS)

Lab Name: Phoenix Environmental Client: NETC

Lab Code: Phoenix Case No.: _____ SAS No.: _____ SDG No.: GBY06958

Instr ID: ECD3 Levels: 8

GC Col B: _____ ID: _____ (mm) Analysis Dates: 04/05/17 - 04/05/17

Method File: PC405BI

CALIBRATION FACTORS

COMPOUND	Level 1 405B019	Level 2 405B018	Level 3 405B017	Level 4 405B016	Level 5 405B015	Level 6 405B014	Level 7 405B013	Level 8 405B020	MEAN	%RSD	*
Aroclor 1016-1	0.040	0.038	0.036	0.035	0.032	0.031	0.030	0.042	0.035	12.09	
Aroclor 1016-2	0.076	0.071	0.067	0.063	0.058	0.055	0.053	0.082	0.066	15.81	
Aroclor 1016-3	0.157	0.135	0.132	0.122	0.112	0.108	0.104	0.179	0.131	19.67	
Aroclor 1016-4	0.057	0.053	0.062	0.060	0.055	0.054	0.052	0.061	0.057	6.67	
Aroclor 1016-5	0.038	0.032	0.030	0.028	0.026	0.028	0.027	0.040	0.031	17.04	
Aroclor 1260-1	0.091	0.083	0.080	0.069	0.069	0.066	0.062	0.100	0.078	17.23	
Aroclor 1260-2	0.112	0.101	0.095	0.089	0.089	0.086	0.080	0.123	0.097	14.66	
Aroclor 1260-3	0.086	0.084	0.081	0.076	0.069	0.066	0.065	0.094	0.078	13.33	
Aroclor 1260-4	0.043	0.044	0.043	0.041	0.039	0.038	0.036	0.044	0.041	7.32	
Aroclor 1260-5	0.088	0.081	0.077	0.073	0.070	0.068	0.065	0.095	0.077	13.51	
Decachlorobiphenyl	1.435	1.315	1.297	1.305	1.183	1.074	0.978	1.669	1.282	16.69	
Tetrachloro-m-xylene	1.489	1.398	1.363	1.349	1.167			1.640	1.401	11.23	

%RSD must be less than or equal 20.0% for all compounds. (*) Criteria exceeded.

FORM VI PCB

Turbochrom Method File : E:\TC2017\ECD3\04-APR\PC405AI.MTH
Created by : AM on : 4/6/2017 09:05 AM
Edited by : god on : 4/6/2017 09:11 AM
Description :

Number of Times Edited : 2
Number of Times Calibrated : 4778

Instrument Conditions :
au-ECD1

Instrument Control Method:
Instrument name : AUTO_ECD1

Channel Parameters:
Data will be collected from both channels

Channel A signal source: DetA		Channel B signal source: DetB	
Analog Output	: INT	Analog Output	: INT
Attenuation	: -4	Attenuation	: -6
Offset	: 5.0 mV	Offset	: 5.0 mV

Delay Time : 0.00 min.
Run Time : 18.00 min.
Sampling Rate : 3.1250 pts/s

Autosampler Method:

Injection Volume	: 1.0 µl	Pre-Sequence Washes	: 0
Injection Speed	: NORM	Sample Washes	: 2
Viscosity Delay	: 0	Sample Pumps	: 4
Waste Vial	: 1	Solvent A Washes	: 4

Carriers Parameters:
Carrier A control : Press - PSIG
Initial Setpoint : 0.0 Initial Hold : 0.00 min

Carrier B control : NONE
Initial Setpoint : 0 Initial Hold : 0.00 min

Auxiliary Pneumatic 1 :
Auxiliary Pneumatic 1 setpoint : 0
Auxiliary Pneumatic 2 :
Auxiliary Pneumatic 2 setpoint : 0
Auxiliary Pneumatic 3 :
Auxiliary Pneumatic 3 setpoint : 0
Auxiliary Pneumatic 4 :
Auxiliary Pneumatic 4 setpoint : 0

Valve configuration and settings:

Valve 1	: NONE	Valve 2	: NONE
Valve 3	: NONE	Valve 4	: NONE
Valve 5	: NONE	Valve 6	: NONE

Detector Parameters:

Detector A : ECD		Detector B : ECD	
Range	: 1	Range	: 1
Time Constant	: 200	Time Constant	: 200

Autozero : OFF
Ref Gas Flow : 30.0 mL/m
MkUp Gas Flow : 0.0 mL/m

Autozero : OFF
Ref Gas Flow : 30.0 mL/m
MkUp Gas Flow : 0.0 mL/m

Heated Zones:

Injector A :
Injector A Setpoint : 250°
Injector B :
Injector B Setpoint : OFF
Detector A : 380°
Detector B : 380°
Auxiliary (NONE) : 0°

Oven Program:

Cryogenics : OFF
Initial Temp : 140°
Initial Hold : 1.00 min
Maximum Temp : 350°
Equilibration Time : 0.5 min
Ramp 1 : 10.5 °/min to 310°, hold for 0.81 min

Total Run Time : 18.00 min

Timed Events:

There are no timed events in the method

Real Time Plot Parameters :

Channel A -- Pages: 1 Offset: 0.000 mV Scale: 1000.000 mV
Channel B -- Pages: 1 Offset: 0.000 mV Scale: 1000.000 mV

Processing Parameters :

Bunch Factor : 2 points
Noise Threshold : 1492 µV
Area Threshold : 7459.00 µV

Peak Separation Criteria
Width Ratio : 0.200
Valley-to-Peak Ratio : 0.010

Exponential Skim Criteria
Peak Height Ratio : 5.000
Adjusted Height Ratio : 4.000
Valley Height Ratio : 3.000

Baseline Timed Events :

Event #1 - -P at 0.122
Event #2 - +P at 1.810
Event #3 - -P at 2.109
Event #4 - +P at 3.818
Event #5 - -P at 4.148
Event #6 - +P at 4.351
Event #7 - S at 5.524
Event #8 - S at 7.211
Event #9 - -P at 8.038
Event #10 - +P at 9.168
Event #11 - -P at 12.400
Event #12 - +P at 14.565

Event #13 - -P at 14.941

Annotated Replot Parameters :
No replot will be printed

Report Format files :
No report format files given

User Programs :
No user programs will be executed

Global Information :
Default Sample Volume : 1.000 uL
Quantitation Units :
Void Time : 0.000 min
Correct amounts during calibration : NO
Reject outliers during calibration : NO
An Internal Standard calibration will be used
Unknown peaks will be quantitated using a response factor of 1.000000

Component Information :
Int Std
Component Type : Single Peak Component
Retention Time : 1.927 min Search Window: 1.00 s, 1.00 %
Reference Component:
Find peak closest to expected RT in window
Internal Standard :
Use Average Calibration Factor (Area ratio / Amount ratio)
User Values:
Label :
Value 1: 0.000000
Value 2: 0.000000
Value 3: 0.000000
Value 4: 0.000000
Value 5: 0.000000
Calibration Levels:

Level Name	Amount	Area	Height	ISTD Resp.	ISTD Amt.	# Replicates
0.5	100.0000	2205160.70	763509.50	1.0000	1.0000	1
1	100.0000	2184725.78	757957.43	1.0000	1.0000	1
2	100.0000	2267509.87	734120.21	1.0000	1.0000	1
3	100.0000	2188482.14	779079.84	1.0000	1.0000	1
4	100.0000	2172811.87	762756.64	1.0000	1.0000	1
5	100.0000	2229811.02	789975.66	1.0000	1.0000	1
6	100.0000	2231084.16	793721.27	1.0000	1.0000	1
7	100.0000	2200005.08	757052.37	1.0000	1.0000	1

Average Calibration Factor = 1.000000 (%RSD = 0.00)

TCMX SURR
Component Type : Single Peak Component
Retention Time : 3.945 min Search Window: 3.50 s, 1.00 %
Reference Component:
Find peak closest to expected RT in window
Internal Standard : Int Std
Use Average Calibration Factor (Area ratio / Amount ratio)
User Values:
Label :
Value 1: 0.000000
Value 2: 0.000000

Value 3: 0.000000
Value 4: 0.000000
Value 5: 0.000000

Calibration Levels:

Level Name	Amount	Area	Height	ISTD Resp.	ISTD Amt.	# Replicates
0.5	10.0000	351051.00	136779.41	0.1592	0.1000	1
1	20.0000	637358.69	247506.31	0.2917	0.2000	1
2	40.0000	1267950.45	481123.87	0.5592	0.4000	1
3	60.0000	1752534.49	670711.27	0.8008	0.6000	1
4	80.0000	2344206.99	848771.77	1.0789	0.8000	1
5	100.0000	2609076.05	848064.08	1.1701	1.0000	1

Average Calibration Factor = 1.383655 (%RSD = 10.14)

1016-1

Component Type : Single Peak Component
Retention Time : 4.765 min Search Window: 1.00 s, 1.00 %
Reference Component:
Find peak closest to expected RT in window
Internal Standard : Int Std
Use Average Calibration Factor (Area ratio / Amount ratio)
User Values:
Label :
Value 1: 0.000000
Value 2: 0.000000
Value 3: 0.000000
Value 4: 0.000000
Value 5: 0.000000

Calibration Levels:

Level Name	Amount	Area	Height	ISTD Resp.	ISTD Amt.	# Replicates
0.5	50.0000	41308.15	15206.15	0.0187	0.5000	1
1	100.0000	79418.17	28919.00	0.0364	1.0000	1
2	200.0000	157559.73	56347.95	0.0695	2.0000	1
3	400.0000	294931.21	103823.02	0.1348	4.0000	1
4	600.0000	421971.13	149364.01	0.1942	6.0000	1
5	800.0000	528130.48	188471.59	0.2368	8.0000	1
6	1000.0000	653241.20	227358.01	0.2928	10.0000	1
7	1200.0000	754058.68	260468.57	0.3428	12.0000	1

Average Calibration Factor = 0.032758 (%RSD = 10.30)

1016-2

Component Type : Single Peak Component
Retention Time : 5.497 min Search Window: 1.00 s, 1.00 %
Reference Component: 1016-1
Find peak closest to expected RT in window
Internal Standard : Int Std
Use Average Calibration Factor (Area ratio / Amount ratio)
User Values:
Label :
Value 1: 0.000000
Value 2: 0.000000
Value 3: 0.000000
Value 4: 0.000000
Value 5: 0.000000

Calibration Levels:

Level Name	Amount	Area	Height	ISTD Resp.	ISTD Amt.	# Replicates
0.5	50.0000	61444.14	21175.91	0.0279	0.5000	1
1	100.0000	107457.55	39639.63	0.0492	1.0000	1
2	200.0000	185219.35	75801.58	0.0817	2.0000	1
3	400.0000	377422.47	131829.07	0.1725	4.0000	1
4	600.0000	489470.99	187166.88	0.2253	6.0000	1
5	800.0000	633451.10	230797.85	0.2841	8.0000	1
6	1000.0000	770132.84	279580.04	0.3452	10.0000	1
7	1200.0000	873466.84	316876.04	0.3970	12.0000	1

Average Calibration Factor = 0.041191 (%RSD = 19.13)

1016-3

Component Type : Single Peak Component
Retention Time : 5.854 min Search Window: 1.00 s, 1.00 %
Reference Component: 1016-1
Find peak closest to expected RT in window
Internal Standard : Int Std
Use Average Calibration Factor (Area ratio / Amount ratio)
User Values:
Label :
Value 1: 0.000000
Value 2: 0.000000
Value 3: 0.000000
Value 4: 0.000000
Value 5: 0.000000
Calibration Levels:

Level Name	Amount	Area	Height	ISTD Resp.	ISTD Amt.	# Replicates
0.5	50.0000	55638.15	14036.42	0.0252	0.5000	1
1	100.0000	104140.39	26334.16	0.0477	1.0000	1
2	200.0000	214734.29	52307.01	0.0947	2.0000	1
3	400.0000	393231.49	95078.98	0.1797	4.0000	1
4	600.0000	568523.64	136511.11	0.2617	6.0000	1
5	800.0000	699981.54	169145.27	0.3139	8.0000	1
6	1000.0000	840144.03	204327.05	0.3766	10.0000	1
7	1200.0000	972980.77	232378.75	0.4423	12.0000	1

Average Calibration Factor = 0.043470 (%RSD = 11.64)

1016-4

Component Type : Single Peak Component
Retention Time : 6.797 min Search Window: 1.00 s, 1.00 %
Reference Component: 1016-1
Find peak closest to expected RT in window
Internal Standard : Int Std
Use Average Calibration Factor (Area ratio / Amount ratio)
User Values:
Label :
Value 1: 0.000000
Value 2: 0.000000
Value 3: 0.000000
Value 4: 0.000000
Value 5: 0.000000
Calibration Levels:

Level Name	Amount	Area	Height	ISTD Resp.	ISTD Amt.	# Replicates
0.5	50.0000	47987.73	16312.90	0.0218	0.5000	1
1	100.0000	92049.13	31127.25	0.0421	1.0000	1
2	200.0000	185274.53	62306.60	0.0817	2.0000	1
3	400.0000	361937.14	115585.31	0.1654	4.0000	1
4	600.0000	524587.32	170911.83	0.2414	6.0000	1
5	800.0000	673569.05	219437.67	0.3021	8.0000	1
6	1000.0000	814577.36	264182.71	0.3651	10.0000	1
7	1200.0000	943432.47	310143.09	0.4288	12.0000	1

Average Calibration Factor = 0.039763 (%RSD = 7.02)

1016-5

Component Type : Single Peak Component
Retention Time : 7.729 min Search Window: 1.00 s, 1.00 %
Reference Component: 1016-1
Find peak closest to expected RT in window
Internal Standard : Int Std
Use Average Calibration Factor (Area ratio / Amount ratio)
User Values:

Label :
Value 1: 0.000000
Value 2: 0.000000
Value 3: 0.000000
Value 4: 0.000000
Value 5: 0.000000

Calibration Levels:

Level Name	Amount	Area	Height	ISTD Resp.	ISTD Amt.	# Replicates
0.5	50.0000	19528.50	8473.11	0.0089	0.5000	1
1	100.0000	53169.38	19821.42	0.0243	1.0000	1
2	200.0000	124727.12	42943.66	0.0550	2.0000	1
3	400.0000	239832.18	80192.19	0.1096	4.0000	1
4	600.0000	368826.31	119884.20	0.1697	6.0000	1
5	800.0000	468270.69	156042.43	0.2100	8.0000	1
6	1000.0000	591534.39	188875.83	0.2651	10.0000	1
7	1200.0000	670724.66	220092.91	0.3049	12.0000	1

Average Calibration Factor = 0.025426 (%RSD = 13.21)

1260-1

Component Type : Single Peak Component
Retention Time : 9.810 min Search Window: 0.50 s, 0.50 %
Reference Component:
Find peak closest to expected RT in window
Internal Standard : Int Std
Use Average Calibration Factor (Area ratio / Amount ratio)
User Values:
Label :
Value 1: 0.000000
Value 2: 0.000000
Value 3: 0.000000
Value 4: 0.000000
Value 5: 0.000000

Calibration Levels:

Level Name	Amount	Area	Height	ISTD Resp.	ISTD Amt.	# Replicates
0.5	50.0000	101944.40	36933.36	0.0462	0.5000	1
1	100.0000	188047.93	66790.52	0.0861	1.0000	1
2	200.0000	359684.63	125499.86	0.1586	2.0000	1
3	400.0000	635218.28	216801.52	0.2903	4.0000	1
4	600.0000	897052.79	300714.24	0.4129	6.0000	1
5	800.0000	1161934.91	383043.03	0.5211	8.0000	1
6	1000.0000	1389207.32	457399.84	0.6227	10.0000	1
7	1200.0000	1570045.27	520535.26	0.7137	12.0000	1

Average Calibration Factor = 0.073262 (%RSD = 16.04)

1260-2

Component Type : Single Peak Component
Retention Time : 10.382 min Search Window: 0.50 s, 0.50 %
Reference Component: 1260-1
Find peak closest to expected RT in window
Internal Standard : Int Std
Use Average Calibration Factor (Area ratio / Amount ratio)
User Values:
Label :
Value 1: 0.000000
Value 2: 0.000000
Value 3: 0.000000
Value 4: 0.000000
Value 5: 0.000000

Calibration Levels:

Level Name	Amount	Area	Height	ISTD Resp.	ISTD Amt.	# Replicates
0.5	50.0000	110248.26	36896.81	0.0500	0.5000	1
1	100.0000	204723.28	66820.45	0.0937	1.0000	1

2	200.0000	389355.48	125693.19	0.1717	2.0000	1
3	400.0000	688959.88	219285.62	0.3148	4.0000	1
4	600.0000	1430393.42	384246.02	0.6583	6.0000	1
5	800.0000	1856887.83	488646.43	0.8328	8.0000	1
6	1000.0000	2178693.52	584405.62	0.9765	10.0000	1
7	1200.0000	2512189.27	668194.79	1.1419	12.0000	1

Average Calibration Factor = 0.095610 (%RSD = 10.30)

1260-3

Component Type : Single Peak Component
Retention Time : 10.880 min Search Window: 0.50 s, 0.50 %
Reference Component: 1260-1
Find peak closest to expected RT in window
Internal Standard : Int Std
Use Average Calibration Factor (Area ratio / Amount ratio)
User Values:
Label :
Value 1: 0.000000
Value 2: 0.000000
Value 3: 0.000000
Value 4: 0.000000
Value 5: 0.000000
Calibration Levels:

Level Name	Amount	Area	Height	ISTD Resp.	ISTD Amt.	# Replicates
0.5	50.0000	135803.08	37409.18	0.0616	0.5000	1
1	100.0000	240476.15	67516.44	0.1101	1.0000	1
2	200.0000	492798.07	135210.73	0.2173	2.0000	1
3	400.0000	924004.97	240546.42	0.4222	4.0000	1
4	600.0000	1436692.13	358660.13	0.6612	6.0000	1
5	800.0000	1813473.21	456987.68	0.8133	8.0000	1
6	1000.0000	2167623.10	550965.09	0.9716	10.0000	1
7	1200.0000	2541181.62	633298.95	1.1551	12.0000	1

Average Calibration Factor = 0.106592 (%RSD = 8.13)

1260-4

Component Type : Single Peak Component
Retention Time : 11.087 min Search Window: 0.50 s, 0.70 %
Reference Component: 1260-1
Find peak closest to expected RT in window
Internal Standard : Int Std
Use Average Calibration Factor (Area ratio / Amount ratio)
User Values:
Label :
Value 1: 0.000000
Value 2: 0.000000
Value 3: 0.000000
Value 4: 0.000000
Value 5: 0.000000
Calibration Levels:

Level Name	Amount	Area	Height	ISTD Resp.	ISTD Amt.	# Replicates
0.5	50.0000	98673.93	36535.37	0.0447	0.5000	1
1	100.0000	179534.03	66464.95	0.0822	1.0000	1
2	200.0000	354270.13	127377.17	0.1562	2.0000	1
3	400.0000	699236.13	230927.61	0.3195	4.0000	1
4	600.0000	976403.93	333702.32	0.4494	6.0000	1
5	800.0000	1246571.04	425817.24	0.5590	8.0000	1
6	1000.0000	1493461.97	506246.44	0.6694	10.0000	1
7	1200.0000	1694145.04	577860.05	0.7701	12.0000	1

Average Calibration Factor = 0.075694 (%RSD = 11.16)

1260-5

Component Type : Single Peak Component
Retention Time : 11.479 min Search Window: 0.50 s, 0.70 %

Reference Component: 1260-1
Find peak closest to expected RT in window
Internal Standard : Int Std
Use Average Calibration Factor (Area ratio / Amount ratio)
User Values:
Label :
Value 1: 0.000000
Value 2: 0.000000
Value 3: 0.000000
Value 4: 0.000000
Value 5: 0.000000
Calibration Levels:

Level Name	Amount	Area	Height	ISTD Resp.	ISTD Amt.	# Replicates
0.5	50.0000	76558.07	30312.29	0.0347	0.5000	1
1	100.0000	182847.98	60272.82	0.0837	1.0000	1
2	200.0000	367035.26	116547.12	0.1619	2.0000	1
3	400.0000	663617.92	207910.50	0.3032	4.0000	1
4	600.0000	965414.45	299182.45	0.4443	6.0000	1
5	800.0000	1240232.94	380050.37	0.5562	8.0000	1
6	1000.0000	1351941.06	441554.72	0.6060	10.0000	1
7	1200.0000	1648799.52	516222.47	0.7495	12.0000	1

Average Calibration Factor = 0.072062 (%RSD = 11.36)

DCBP SURR
Component Type : Single Peak Component
Retention Time : 14.750 min Search Window: 1.00 s, 1.00 %
Reference Component:
Find peak closest to expected RT in window
Internal Standard : Int Std
Use Average Calibration Factor (Area ratio / Amount ratio)
User Values:
Label :
Value 1: 0.000000
Value 2: 0.000000
Value 3: 0.000000
Value 4: 0.000000
Value 5: 0.000000
Calibration Levels:

Level Name	Amount	Area	Height	ISTD Resp.	ISTD Amt.	# Replicates
0.5	10.0000	404665.40	144276.33	0.1835	0.1000	1
1	20.0000	690058.22	242949.42	0.3159	0.2000	1
2	40.0000	1357104.68	468709.54	0.5985	0.4000	1
3	60.0000	1884763.77	644829.37	0.8612	0.6000	1
4	80.0000	2550448.14	838399.79	1.1738	0.8000	1
5	100.0000	2786881.12	839577.01	1.2498	1.0000	1
6	120.0000	3023500.32	835245.41	1.3552	1.2000	1
7	140.0000	3187943.97	836359.47	1.4491	1.4000	1

Average Calibration Factor = 1.403426 (%RSD = 18.37)

Calibration Replicate Lists:
Component: Int Std
Level : 0.5

Area	Height	Vol Adj Amt	ISTD Response	ISTD Amount	Date/Time	File
2205160.70	763509.50	100.0000	1.0000	1.0000	4/6/2017 09:11 AM	GEDIT.RS

Level : 1

Area	Height	Vol Adj Amt	ISTD Response	ISTD Amount	Date/Time	File
2184725.78	757957.43	100.0000	1.0000	1.0000	4/6/2017 09:11 AM	GEDIT.RS

Level : 2

Area	Height	Vol Adj Amt	ISTD Response	ISTD Amount	Date/Time	File
2267509.87	734120.21	100.0000	1.0000	1.0000	4/6/2017 09:11 AM	GEDIT.RS

Level : 3

Area	Height	Vol Adj Amt	ISTD Response	ISTD Amount	Date/Time	File
2188482.14	779079.84	100.0000	1.0000	1.0000	4/6/2017 09:11 AM	GEDIT.RS

Level : 4

Area	Height	Vol Adj Amt	ISTD Response	ISTD Amount	Date/Time	File
2172811.87	762756.64	100.0000	1.0000	1.0000	4/6/2017 09:11 AM	GEDIT.RS

Level : 5

Area	Height	Vol Adj Amt	ISTD Response	ISTD Amount	Date/Time	File
2229811.02	789975.66	100.0000	1.0000	1.0000	4/6/2017 09:11 AM	GEDIT.RS

Level : 6

Area	Height	Vol Adj Amt	ISTD Response	ISTD Amount	Date/Time	File
2231084.16	793721.27	100.0000	1.0000	1.0000	4/6/2017 09:11 AM	GEDIT.RS

Level : 7

Area	Height	Vol Adj Amt	ISTD Response	ISTD Amount	Date/Time	File
2200005.08	757052.37	100.0000	1.0000	1.0000	4/6/2017 09:11 AM	GEDIT.RS

Component: TCMX SURR

Level : 0.5

Area	Height	Vol Adj Amt	ISTD Response	ISTD Amount	Date/Time	File
351051.00	136779.41	10.0000	0.1592	0.1000	4/6/2017 09:11 AM	GEDIT.RS

Level : 1

Area	Height	Vol Adj Amt	ISTD Response	ISTD Amount	Date/Time	File
637358.69	247506.31	20.0000	0.2917	0.2000	4/6/2017 09:11 AM	GEDIT.RS

Level : 2

Area	Height	Vol Adj Amt	ISTD Response	ISTD Amount	Date/Time	File
1267950.45	481123.87	40.0000	0.5592	0.4000	4/6/2017 09:11 AM	GEDIT.RS

Level : 3

Area	Height	Vol Adj Amt	ISTD Response	ISTD Amount	Date/Time	File
1752534.49	670711.27	60.0000	0.8008	0.6000	4/6/2017 09:11 AM	GEDIT.RS

Level : 4

Area	Height	Vol Adj Amt	ISTD Response	ISTD Amount	Date/Time	File
2344206.99	848771.77	80.0000	1.0789	0.8000	4/6/2017 09:11 AM	GEDIT.RS

Level : 5

Area	Height	Vol Adj Amt	ISTD Response	ISTD Amount	Date/Time	File
2609076.05	848064.08	100.0000	1.1701	1.0000	4/6/2017 09:11 AM	GEDIT.RS

Component: 1016-1

Level : 0.5

Area	Height	Vol Adj Amt	ISTD Response	ISTD Amount	Date/Time	File
41308.15	15206.15	50.0000	0.0187	0.5000	4/6/2017 09:11 AM	GEDIT.RS

Level : 1

Area	Height	Vol Adj Amt	ISTD Response	ISTD Amount	Date/Time	File
79418.17	28919.00	100.0000	0.0364	1.0000	4/6/2017 09:11 AM	GEDIT.RS

Level : 2

Area	Height	Vol Adj Amt	ISTD Response	ISTD Amount	Date/Time	File
157559.73	56347.95	200.0000	0.0695	2.0000	4/6/2017 09:11 AM	GEDIT.RS

Level : 3

Area	Height	Vol Adj Amt	ISTD Response	ISTD Amount	Date/Time	File
294931.21	103823.02	400.0000	0.1348	4.0000	4/6/2017 09:11 AM	GEDIT.RS

Level : 4

Area	Height	Vol Adj Amt	ISTD Response	ISTD Amount	Date/Time	File
421971.13	149364.01	600.0000	0.1942	6.0000	4/6/2017 09:11 AM	GEDIT.RS

Level : 5

Area	Height	Vol Adj Amt	ISTD Response	ISTD Amount	Date/Time	File
528130.48	188471.59	800.0000	0.2368	8.0000	4/6/2017 09:11 AM	GEDIT.RS

Level : 6

Area	Height	Vol Adj Amt	ISTD Response	ISTD Amount	Date/Time	File
653241.20	227358.01	1000.0000	0.2928	10.0000	4/6/2017 09:11 AM	GEDIT.RS

Level : 7

Area	Height	Vol Adj Amt	ISTD Response	ISTD Amount	Date/Time	File
754058.68	260468.57	1200.0000	0.3428	12.0000	4/6/2017 09:11 AM	GEDIT.RS

Component: 1016-2

Level : 0.5

Area	Height	Vol Adj Amt	ISTD Response	ISTD Amount	Date/Time	File
61444.14	21175.91	50.0000	0.0279	0.5000	4/6/2017 09:11 AM	GEDIT.RS

Level : 1

Area	Height	Vol Adj Amt	ISTD Response	ISTD Amount	Date/Time	File
107457.55	39639.63	100.0000	0.0492	1.0000	4/6/2017 09:11 AM	GEDIT.RS

Level : 2

Area	Height	Vol Adj Amt	ISTD Response	ISTD Amount	Date/Time	File
185219.35	75801.58	200.0000	0.0817	2.0000	4/6/2017 09:11 AM	GEDIT.RS

Level : 3

Area	Height	Vol Adj Amt	ISTD Response	ISTD Amount	Date/Time	File
377422.47	131829.07	400.0000	0.1725	4.0000	4/6/2017 09:11 AM	GEDIT.RS

Level : 4

Area	Height	Vol Adj Amt	ISTD Response	ISTD Amount	Date/Time	File
489470.99	187166.88	600.0000	0.2253	6.0000	4/6/2017 09:11 AM	GEDIT.RS

Level : 5

Area	Height	Vol Adj Amt	ISTD Response	ISTD Amount	Date/Time	File
633451.10	230797.85	800.0000	0.2841	8.0000	4/6/2017 09:11 AM	GEDIT.RS

Level : 6

Area	Height	Vol Adj Amt	ISTD Response	ISTD Amount	Date/Time	File
770132.84	279580.04	1000.0000	0.3452	10.0000	4/6/2017 09:11 AM	GEDIT.RS

Level : 7

Area	Height	Vol Adj Amt	ISTD Response	ISTD Amount	Date/Time	File
873466.84	316876.04	1200.0000	0.3970	12.0000	4/6/2017 09:11 AM	GEDIT.RS

Component: 1016-3

Level : 0.5

Area	Height	Vol Adj Amt	ISTD Response	ISTD Amount	Date/Time	File
55638.15	14036.42	50.0000	0.0252	0.5000	4/6/2017 09:11 AM	GEDIT.RS

Level : 1

Area	Height	Vol Adj Amt	ISTD Response	ISTD Amount	Date/Time	File
104140.39	26334.16	100.0000	0.0477	1.0000	4/6/2017 09:11 AM	GEDIT.RS

Level : 2

Area	Height	Vol Adj Amt	ISTD Response	ISTD Amount	Date/Time	File
214734.29	52307.01	200.0000	0.0947	2.0000	4/6/2017 09:11 AM	GEDIT.RS

Level : 3

Area	Height	Vol Adj Amt	ISTD Response	ISTD Amount	Date/Time	File
393231.49	95078.98	400.0000	0.1797	4.0000	4/6/2017 09:11 AM	GEDIT.RS

Level : 4

Area	Height	Vol Adj Amt	ISTD Response	ISTD Amount	Date/Time	File
568523.64	136511.11	600.0000	0.2617	6.0000	4/6/2017 09:11 AM	GEDIT.RS

Level : 5

Area	Height	Vol Adj Amt	ISTD Response	ISTD Amount	Date/Time		File
699981.54	169145.27	800.0000	0.3139	8.0000	4/6/2017	09:11 AM	GEDIT.RS

Level : 6

Area	Height	Vol Adj Amt	ISTD Response	ISTD Amount	Date/Time		File
840144.03	204327.05	1000.0000	0.3766	10.0000	4/6/2017	09:11 AM	GEDIT.RS

Level : 7

Area	Height	Vol Adj Amt	ISTD Response	ISTD Amount	Date/Time		File
972980.77	232378.75	1200.0000	0.4423	12.0000	4/6/2017	09:11 AM	GEDIT.RS

Component: 1016-4

Level : 0.5

Area	Height	Vol Adj Amt	ISTD Response	ISTD Amount	Date/Time		File
47987.73	16312.90	50.0000	0.0218	0.5000	4/6/2017	09:11 AM	GEDIT.RS

Level : 1

Area	Height	Vol Adj Amt	ISTD Response	ISTD Amount	Date/Time		File
92049.13	31127.25	100.0000	0.0421	1.0000	4/6/2017	09:11 AM	GEDIT.RS

Level : 2

Area	Height	Vol Adj Amt	ISTD Response	ISTD Amount	Date/Time		File
185274.53	62306.60	200.0000	0.0817	2.0000	4/6/2017	09:11 AM	GEDIT.RS

Level : 3

Area	Height	Vol Adj Amt	ISTD Response	ISTD Amount	Date/Time		File
361937.14	115585.31	400.0000	0.1654	4.0000	4/6/2017	09:11 AM	GEDIT.RS

Level : 4

Area	Height	Vol Adj Amt	ISTD Response	ISTD Amount	Date/Time		File
524587.32	170911.83	600.0000	0.2414	6.0000	4/6/2017	09:11 AM	GEDIT.RS

Level : 5

Area	Height	Vol Adj Amt	ISTD Response	ISTD Amount	Date/Time		File
673569.05	219437.67	800.0000	0.3021	8.0000	4/6/2017	09:11 AM	GEDIT.RS

Level : 6

Area	Height	Vol Adj Amt	ISTD Response	ISTD Amount	Date/Time		File
814577.36	264182.71	1000.0000	0.3651	10.0000	4/6/2017	09:11 AM	GEDIT.RS

Level : 7

Area	Height	Vol Adj Amt	ISTD Response	ISTD Amount	Date/Time		File
943432.47	310143.09	1200.0000	0.4288	12.0000	4/6/2017	09:11 AM	GEDIT.RS

Component: 1016-5

Level : 0.5

Area	Height	Vol Adj Amt	ISTD Response	ISTD Amount	Date/Time	File
19528.50	8473.11	50.0000	0.0089	0.5000	4/6/2017 09:11 AM	GEDIT.RS

Level : 1

Area	Height	Vol Adj Amt	ISTD Response	ISTD Amount	Date/Time	File
53169.38	19821.42	100.0000	0.0243	1.0000	4/6/2017 09:11 AM	GEDIT.RS

Level : 2

Area	Height	Vol Adj Amt	ISTD Response	ISTD Amount	Date/Time	File
124727.12	42943.66	200.0000	0.0550	2.0000	4/6/2017 09:11 AM	GEDIT.RS

Level : 3

Area	Height	Vol Adj Amt	ISTD Response	ISTD Amount	Date/Time	File
239832.18	80192.19	400.0000	0.1096	4.0000	4/6/2017 09:11 AM	GEDIT.RS

Level : 4

Area	Height	Vol Adj Amt	ISTD Response	ISTD Amount	Date/Time	File
368826.31	119884.20	600.0000	0.1697	6.0000	4/6/2017 09:11 AM	GEDIT.RS

Level : 5

Area	Height	Vol Adj Amt	ISTD Response	ISTD Amount	Date/Time	File
468270.69	156042.43	800.0000	0.2100	8.0000	4/6/2017 09:11 AM	GEDIT.RS

Level : 6

Area	Height	Vol Adj Amt	ISTD Response	ISTD Amount	Date/Time	File
591534.39	188875.83	1000.0000	0.2651	10.0000	4/6/2017 09:11 AM	GEDIT.RS

Level : 7

Area	Height	Vol Adj Amt	ISTD Response	ISTD Amount	Date/Time	File
670724.66	220092.91	1200.0000	0.3049	12.0000	4/6/2017 09:11 AM	GEDIT.RS

Component: 1260-1

Level : 0.5

Area	Height	Vol Adj Amt	ISTD Response	ISTD Amount	Date/Time	File
101944.40	36933.36	50.0000	0.0462	0.5000	4/6/2017 09:11 AM	GEDIT.RS

Level : 1

Area	Height	Vol Adj Amt	ISTD Response	ISTD Amount	Date/Time	File
188047.93	66790.52	100.0000	0.0861	1.0000	4/6/2017 09:11 AM	GEDIT.RS

Level : 2

Area	Height	Vol Adj Amt	ISTD Response	ISTD Amount	Date/Time	File
359684.63	125499.86	200.0000	0.1586	2.0000	4/6/2017 09:11 AM	GEDIT.RS

Level : 3

Area	Height	Vol Adj Amt	ISTD Response	ISTD Amount	Date/Time		File
635218.28	216801.52	400.0000	0.2903	4.0000	4/6/2017	09:11 AM	GEDIT.RS

Level : 4

Area	Height	Vol Adj Amt	ISTD Response	ISTD Amount	Date/Time		File
897052.79	300714.24	600.0000	0.4129	6.0000	4/6/2017	09:11 AM	GEDIT.RS

Level : 5

Area	Height	Vol Adj Amt	ISTD Response	ISTD Amount	Date/Time		File
1161934.91	383043.03	800.0000	0.5211	8.0000	4/6/2017	09:11 AM	GEDIT.RS

Level : 6

Area	Height	Vol Adj Amt	ISTD Response	ISTD Amount	Date/Time		File
1389207.32	457399.84	1000.0000	0.6227	10.0000	4/6/2017	09:11 AM	GEDIT.RS

Level : 7

Area	Height	Vol Adj Amt	ISTD Response	ISTD Amount	Date/Time		File
1570045.27	520535.26	1200.0000	0.7137	12.0000	4/6/2017	09:11 AM	GEDIT.RS

Component: 1260-2

Level : 0.5

Area	Height	Vol Adj Amt	ISTD Response	ISTD Amount	Date/Time		File
110248.26	36896.81	50.0000	0.0500	0.5000	4/6/2017	09:11 AM	GEDIT.RS

Level : 1

Area	Height	Vol Adj Amt	ISTD Response	ISTD Amount	Date/Time		File
204723.28	66020.45	100.0000	0.0937	1.0000	4/6/2017	09:11 AM	GEDIT.RS

Level : 2

Area	Height	Vol Adj Amt	ISTD Response	ISTD Amount	Date/Time		File
389355.48	125693.19	200.0000	0.1717	2.0000	4/6/2017	09:11 AM	GEDIT.RS

Level : 3

Area	Height	Vol Adj Amt	ISTD Response	ISTD Amount	Date/Time		File
688959.88	219285.62	400.0000	0.3148	4.0000	4/6/2017	09:11 AM	GEDIT.RS

Level : 4

Area	Height	Vol Adj Amt	ISTD Response	ISTD Amount	Date/Time		File
1430393.42	384246.02	600.0000	0.6583	6.0000	4/6/2017	09:11 AM	GEDIT.RS

Level : 5

Area	Height	Vol Adj Amt	ISTD Response	ISTD Amount	Date/Time		File
1856887.83	488646.43	800.0000	0.8328	8.0000	4/6/2017	09:11 AM	GEDIT.RS

Level : 6

Area	Height	Vol Adj Amt	ISTD Response	ISTD Amount	Date/Time		File

2178693.52	584405.62	1000.0000	0.9765	10.0000	4/6/2017 09:11 AM	GEDIT.RS

Level : 7

Area	Height	Vol Adj Amt	ISTD Response	ISTD Amount	Date/Time	File
2512189.27	668194.79	1200.0000	1.1419	12.0000	4/6/2017 09:11 AM	GEDIT.RS

Component: 1260-3

Level : 0.5

Area	Height	Vol Adj Amt	ISTD Response	ISTD Amount	Date/Time	File
135803.08	37409.18	50.0000	0.0616	0.5000	4/6/2017 09:11 AM	GEDIT.RS

Level : 1

Area	Height	Vol Adj Amt	ISTD Response	ISTD Amount	Date/Time	File
240476.15	67516.44	100.0000	0.1101	1.0000	4/6/2017 09:11 AM	GEDIT.RS

Level : 2

Area	Height	Vol Adj Amt	ISTD Response	ISTD Amount	Date/Time	File
492798.07	135210.73	200.0000	0.2173	2.0000	4/6/2017 09:11 AM	GEDIT.RS

Level : 3

Area	Height	Vol Adj Amt	ISTD Response	ISTD Amount	Date/Time	File
924004.97	240546.42	400.0000	0.4222	4.0000	4/6/2017 09:11 AM	GEDIT.RS

Level : 4

Area	Height	Vol Adj Amt	ISTD Response	ISTD Amount	Date/Time	File
1436692.13	358660.13	600.0000	0.6612	6.0000	4/6/2017 09:11 AM	GEDIT.RS

Level : 5

Area	Height	Vol Adj Amt	ISTD Response	ISTD Amount	Date/Time	File
1813473.21	456987.68	800.0000	0.8133	8.0000	4/6/2017 09:11 AM	GEDIT.RS

Level : 6

Area	Height	Vol Adj Amt	ISTD Response	ISTD Amount	Date/Time	File
2167623.10	550965.09	1000.0000	0.9716	10.0000	4/6/2017 09:11 AM	GEDIT.RS

Level : 7

Area	Height	Vol Adj Amt	ISTD Response	ISTD Amount	Date/Time	File
2541181.62	633298.95	1200.0000	1.1551	12.0000	4/6/2017 09:11 AM	GEDIT.RS

Component: 1260-4

Level : 0.5

Area	Height	Vol Adj Amt	ISTD Response	ISTD Amount	Date/Time	File
98673.93	36535.37	50.0000	0.0447	0.5000	4/6/2017 09:11 AM	GEDIT.RS

Level : 1

Area	Height	Vol Adj Amt	ISTD Response	ISTD Amount	Date/Time	File

Area	Height	Vol Adj Amt	ISTD Response	ISTD Amount	Date/Time		File
179534.03	66464.95	100.0000	0.0822	1.0000	4/6/2017	09:11 AM	GEDIT.RS

Level : 2

Area	Height	Vol Adj Amt	ISTD Response	ISTD Amount	Date/Time		File
354270.13	127377.17	200.0000	0.1562	2.0000	4/6/2017	09:11 AM	GEDIT.RS

Level : 3

Area	Height	Vol Adj Amt	ISTD Response	ISTD Amount	Date/Time		File
699236.13	230927.61	400.0000	0.3195	4.0000	4/6/2017	09:11 AM	GEDIT.RS

Level : 4

Area	Height	Vol Adj Amt	ISTD Response	ISTD Amount	Date/Time		File
976403.93	333702.32	600.0000	0.4494	6.0000	4/6/2017	09:11 AM	GEDIT.RS

Level : 5

Area	Height	Vol Adj Amt	ISTD Response	ISTD Amount	Date/Time		File
1246571.04	425817.24	800.0000	0.5590	8.0000	4/6/2017	09:11 AM	GEDIT.RS

Level : 6

Area	Height	Vol Adj Amt	ISTD Response	ISTD Amount	Date/Time		File
1493461.97	506246.44	1000.0000	0.6694	10.0000	4/6/2017	09:11 AM	GEDIT.RS

Level : 7

Area	Height	Vol Adj Amt	ISTD Response	ISTD Amount	Date/Time		File
1694145.04	577860.05	1200.0000	0.7701	12.0000	4/6/2017	09:11 AM	GEDIT.RS

Component: 1260-5

Level : 0.5

Area	Height	Vol Adj Amt	ISTD Response	ISTD Amount	Date/Time		File
76558.07	30312.29	50.0000	0.0347	0.5000	4/6/2017	09:11 AM	GEDIT.RS

Level : 1

Area	Height	Vol Adj Amt	ISTD Response	ISTD Amount	Date/Time		File
182847.98	60272.82	100.0000	0.0837	1.0000	4/6/2017	09:11 AM	GEDIT.RS

Level : 2

Area	Height	Vol Adj Amt	ISTD Response	ISTD Amount	Date/Time		File
367035.26	116547.12	200.0000	0.1619	2.0000	4/6/2017	09:11 AM	GEDIT.RS

Level : 3

Area	Height	Vol Adj Amt	ISTD Response	ISTD Amount	Date/Time		File
663617.92	207910.50	400.0000	0.3032	4.0000	4/6/2017	09:11 AM	GEDIT.RS

Level : 4

Area	Height	Vol Adj Amt	ISTD Response	ISTD Amount	Date/Time		File
965414.45	299182.45	600.0000	0.4415	6.0000	4/6/2017	09:11 AM	GEDIT.RS

Level : 5

Area	Height	Vol Adj Amt	ISTD Response	ISTD Amount	Date/Time		File
1240232.94	380050.37	800.0000	0.5562	8.0000	4/6/2017	09:11 AM	GEDIT.RS

Level : 6

Area	Height	Vol Adj Amt	ISTD Response	ISTD Amount	Date/Time		File
1351941.06	441554.72	1000.0000	0.6060	10.0000	4/6/2017	09:11 AM	GEDIT.RS

Level : 7

Area	Height	Vol Adj Amt	ISTD Response	ISTD Amount	Date/Time		File
1648799.52	516222.47	1200.0000	0.7495	12.0000	4/6/2017	09:11 AM	GEDIT.RS

Component: DCBP SURR

Level : 0.5

Area	Height	Vol Adj Amt	ISTD Response	ISTD Amount	Date/Time		File
404665.40	144276.33	10.0000	0.1835	0.1000	4/6/2017	09:11 AM	GEDIT.RS

Level : 1

Area	Height	Vol Adj Amt	ISTD Response	ISTD Amount	Date/Time		File
690058.22	242949.42	20.0000	0.3159	0.2000	4/6/2017	09:11 AM	GEDIT.RS

Level : 2

Area	Height	Vol Adj Amt	ISTD Response	ISTD Amount	Date/Time		File
1357104.68	468709.54	40.0000	0.5985	0.4000	4/6/2017	09:11 AM	GEDIT.RS

Level : 3

Area	Height	Vol Adj Amt	ISTD Response	ISTD Amount	Date/Time		File
1884763.77	644829.37	60.0000	0.8612	0.6000	4/6/2017	09:11 AM	GEDIT.RS

Level : 4

Area	Height	Vol Adj Amt	ISTD Response	ISTD Amount	Date/Time		File
2550448.14	838399.79	80.0000	1.1738	0.8000	4/6/2017	09:11 AM	GEDIT.RS

Level : 5

Area	Height	Vol Adj Amt	ISTD Response	ISTD Amount	Date/Time		File
2786881.12	839577.01	100.0000	1.2498	1.0000	4/6/2017	09:11 AM	GEDIT.RS

Level : 6

Area	Height	Vol Adj Amt	ISTD Response	ISTD Amount	Date/Time		File
3023500.32	835245.41	120.0000	1.3552	1.2000	4/6/2017	09:11 AM	GEDIT.RS

Level : 7

Area	Height	Vol Adj Amt	ISTD Response	ISTD Amount	Date/Time		File
3187943.97	836359.47	140.0000	1.4491	1.4000	4/6/2017	09:11 AM	GEDIT.RS

Turbochrom Method File : E:\TC2017\ECD3\04-APR\PC405BI.MTH
Created by : AM on : 4/6/2017 09:11 AM
Edited by : god on : 4/6/2017 09:14 AM
Description :

Number of Times Edited : 3
Number of Times Calibrated : 4794

Instrument Conditions :
au-ECD1

Instrument Control Method:
Instrument name : AUTO_ECD1

Channel Parameters:
Data will be collected from both channels

Channel A signal source: DetA		Channel B signal source: DetB	
Analog Output	: INT	Analog Output	: INT
Attenuation	: -4	Attenuation	: -6
Offset	: 5.0 mV	Offset	: 5.0 mV

Delay Time : 0.00 min.
Run Time : 18.00 min.
Sampling Rate : 3.1250 pts/s

Autosampler Method:

Injection Volume	: 1.0 µl	Pre-Sequence Washes	: 0
Injection Speed	: NORM	Sample Washes	: 2
Viscosity Delay	: 0	Sample Pumps	: 4
Waste Vial	: 1	Solvent A Washes	: 4

Carriers Parameters:
Carrier A control : Press - PSIG
Initial Setpoint : 0.0 Initial Hold : 0.00 min

Carrier B control : NONE
Initial Setpoint : 0 Initial Hold : 0.00 min

Auxiliary Pneumatic 1 :
Auxiliary Pneumatic 1 setpoint : 0
Auxiliary Pneumatic 2 :
Auxiliary Pneumatic 2 setpoint : 0
Auxiliary Pneumatic 3 :
Auxiliary Pneumatic 3 setpoint : 0
Auxiliary Pneumatic 4 :
Auxiliary Pneumatic 4 setpoint : 0

Valve configuration and settings:

Valve 1	: NONE	Valve 2	: NONE
Valve 3	: NONE	Valve 4	: NONE
Valve 5	: NONE	Valve 6	: NONE

Detector Parameters:

Detector A : ECD		Detector B : ECD	
Range	: 1	Range	: 1
Time Constant	: 200	Time Constant	: 200

Autozero	: OFF	Autozero	: OFF
Ref Gas Flow	: 30.0 mL/m	Ref Gas Flow	: 30.0 mL/m
MkUp Gas Flow	: 0.0 mL/m	MkUp Gas Flow	: 0.0 mL/m

Heated Zones:

Injector A :
Injector A Setpoint : 250°
Injector B :
Injector B Setpoint : OFF
Detector A : 380°
Detector B : 380°
Auxiliary (NONE) : 0°

Oven Program:

Cryogenics : OFF
Initial Temp : 140° Maximum Temp : 350°
Initial Hold : 1.00 min Equilibration Time : 0.5 min
Ramp 1 : 10.5 °/min to 310°, hold for 0.81 min

Total Run Time : 18.00 min

Timed Events:

There are no timed events in the method

Real Time Plot Parameters :

Channel A -- Pages: 1 Offset: 0.000 mV Scale: 1000.000 mV
Channel B -- Pages: 1 Offset: 0.000 mV Scale: 1000.000 mV

Processing Parameters :

Bunch Factor : 2 points
Noise Threshold : 1492 µV
Area Threshold : 7459.00 µV

Peak Separation Criteria
Width Ratio : 0.200
Valley-to-Peak Ratio : 0.010

Exponential Skim Criteria
Peak Height Ratio : 5.000
Adjusted Height Ratio : 4.000
Valley Height Ratio : 3.000

Baseline Timed Events :

Event #1 - -P at 0.122
Event #2 - +P at 2.422
Event #3 - -P at 2.768
Event #4 - +P at 4.194
Event #5 - -P at 4.509
Event #6 - +P at 4.963
Event #7 - -P at 8.195
Event #8 - +P at 9.953
Event #9 - -P at 13.231
Event #10 - +P at 15.366
Event #11 - -P at 15.805

Annotated Replot Parameters :
No replot will be printed

Report Format files :
No report format files given

User Programs :
No user programs will be executed

Global Information :
Default Sample Volume : 1.000 uL
Quantitation Units :
Void Time : 0.000 min
Correct amounts during calibration : NO
Reject outliers during calibration : NO
An Internal Standard calibration will be used
Unknown peaks will be quantitated using a response factor of 1.000000

Component Information :
Int Std
Component Type : Single Peak Component
Retention Time : 2.516 min Search Window: 1.00 s, 1.00 %
Reference Component:
Find peak closest to expected RT in window
Internal Standard :
Use Average Calibration Factor (Area ratio / Amount ratio)
User Values:
Label :
Value 1: 0.000000
Value 2: 0.000000
Value 3: 0.000000
Value 4: 0.000000
Value 5: 0.000000
Calibration Levels:

Level Name	Amount	Area	Height	ISTD Resp.	ISTD Amt.	# Replicates
0.5	100.0000	2272471.99	774199.06	1.0000	1.0000	1
1	100.0000	2264738.75	774395.06	1.0000	1.0000	1
2	100.0000	2390522.06	770002.25	1.0000	1.0000	1
3	100.0000	2245488.94	783062.60	1.0000	1.0000	1
4	100.0000	2269545.33	773578.91	1.0000	1.0000	1
5	100.0000	2333915.10	800838.99	1.0000	1.0000	1
6	100.0000	2332443.20	797205.56	1.0000	1.0000	1
7	100.0000	2301796.08	766185.26	1.0000	1.0000	1

Average Calibration Factor = 1.000000 (%RSD = 0.00)

TCMX SURR
Component Type : Single Peak Component
Retention Time : 4.319 min Search Window: 3.50 s, 1.00 %
Reference Component:
Find peak closest to expected RT in window
Internal Standard : Int Std
Use Average Calibration Factor (Area ratio / Amount ratio)
User Values:
Label :
Value 1: 0.000000
Value 2: 0.000000
Value 3: 0.000000
Value 4: 0.000000

Value 5: 0.000000

Calibration Levels:

Level Name	Amount	Area	Height	ISTD Resp.	ISTD Amt.	# Replicates
0.5	10.0000	372752.99	141449.78	0.1640	0.1000	1
1	20.0000	674511.89	255577.08	0.2978	0.2000	1
2	40.0000	1336954.21	490450.51	0.5593	0.4000	1
3	60.0000	1836121.48	683784.74	0.8177	0.6000	1
4	80.0000	2448932.36	850716.59	1.0790	0.8000	1
5	100.0000	2724163.91	849968.82	1.1672	1.0000	1

Average Calibration Factor = 1.401079 (%RSD = 11.23)

1016-1

Component Type : Single Peak Component

Retention Time : 5.463 min Search Window: 1.00 s, 1.00 %

Reference Component:

Find peak closest to expected RT in window

Internal Standard : Int Std

Use Average Calibration Factor (Area ratio / Amount ratio)

User Values:

Label :

Value 1: 0.000000

Value 2: 0.000000

Value 3: 0.000000

Value 4: 0.000000

Value 5: 0.000000

Calibration Levels:

Level Name	Amount	Area	Height	ISTD Resp.	ISTD Amt.	# Replicates
0.5	50.0000	47212.97	16316.14	0.0208	0.5000	1
1	100.0000	91037.10	30972.21	0.0402	1.0000	1
2	200.0000	181168.44	60326.23	0.0758	2.0000	1
3	400.0000	327088.25	107801.10	0.1457	4.0000	1
4	600.0000	473368.92	156176.32	0.2086	6.0000	1
5	800.0000	600888.78	196443.55	0.2575	8.0000	1
6	1000.0000	713584.18	235555.08	0.3059	10.0000	1
7	1200.0000	834673.28	270882.92	0.3626	12.0000	1

Average Calibration Factor = 0.035477 (%RSD = 12.09)

1016-2

Component Type : Single Peak Component

Retention Time : 6.272 min Search Window: 1.00 s, 1.00 %

Reference Component: 1016-1

Find peak closest to expected RT in window

Internal Standard : Int Std

Use Average Calibration Factor (Area ratio / Amount ratio)

User Values:

Label :

Value 1: 0.000000

Value 2: 0.000000

Value 3: 0.000000

Value 4: 0.000000

Value 5: 0.000000

Calibration Levels:

Level Name	Amount	Area	Height	ISTD Resp.	ISTD Amt.	# Replicates
0.5	50.0000	92909.19	28572.30	0.0409	0.5000	1
1	100.0000	172849.51	52427.38	0.0763	1.0000	1
2	200.0000	339583.09	99121.76	0.1421	2.0000	1
3	400.0000	598720.98	171583.07	0.2666	4.0000	1
4	600.0000	853575.98	242140.50	0.3761	6.0000	1
5	800.0000	1076522.41	301773.41	0.4613	8.0000	1
6	1000.0000	1278906.89	359669.99	0.5483	10.0000	1
7	1200.0000	1466778.30	409694.92	0.6372	12.0000	1

Average Calibration Factor = 0.065506 (%RSD = 15.81)

1016-3
Component Type : Single Peak Component
Retention Time : 7.215 min Search Window: 1.00 s, 1.00 %
Reference Component: 1016-1
Find peak closest to expected RT in window
Internal Standard : Int Std
Use Average Calibration Factor (Area ratio / Amount ratio)
User Values:
Label :
Value 1: 0.000000
Value 2: 0.000000
Value 3: 0.000000
Value 4: 0.000000
Value 5: 0.000000
Calibration Levels:

Level Name	Amount	Area	Height	ISTD Resp.	ISTD Amt.	# Replicates
0.5	50.0000	202958.73	48840.99	0.0893	0.5000	1
1	100.0000	354687.56	89164.34	0.1566	1.0000	1
2	200.0000	647438.09	169658.85	0.2708	2.0000	1
3	400.0000	1187834.63	304853.12	0.5290	4.0000	1
4	600.0000	1661033.80	431801.66	0.7319	6.0000	1
5	800.0000	2099206.63	544775.68	0.8994	8.0000	1
6	1000.0000	2514063.57	660295.02	1.0779	10.0000	1
7	1200.0000	2864266.81	764097.72	1.2444	12.0000	1

Average Calibration Factor = 0.131099 (%RSD = 19.67)

1016-4
Component Type : Single Peak Component
Retention Time : 7.407 min Search Window: 1.00 s, 1.00 %
Reference Component: 1016-1
Find peak closest to expected RT in window
Internal Standard : Int Std
Use Average Calibration Factor (Area ratio / Amount ratio)
User Values:
Label :
Value 1: 0.000000
Value 2: 0.000000
Value 3: 0.000000
Value 4: 0.000000
Value 5: 0.000000
Calibration Levels:

Level Name	Amount	Area	Height	ISTD Resp.	ISTD Amt.	# Replicates
0.5	50.0000	68974.30	21957.63	0.0304	0.5000	1
1	100.0000	128487.60	40563.89	0.0567	1.0000	1
2	200.0000	251051.72	78132.49	0.1050	2.0000	1
3	400.0000	559828.86	148799.64	0.2493	4.0000	1
4	600.0000	812124.64	212275.04	0.3578	6.0000	1
5	800.0000	1026796.62	271494.76	0.4399	8.0000	1
6	1000.0000	1268184.39	328426.43	0.5437	10.0000	1
7	1200.0000	1448705.21	372221.55	0.6294	12.0000	1

Average Calibration Factor = 0.056716 (%RSD = 6.67)

1016-5
Component Type : Single Peak Component
Retention Time : 7.830 min Search Window: 1.00 s, 1.00 %
Reference Component: 1016-1
Find peak closest to expected RT in window
Internal Standard : Int Std
Use Average Calibration Factor (Area ratio / Amount ratio)
User Values:
Label :

Value 1: 0.000000
Value 2: 0.000000
Value 3: 0.000000
Value 4: 0.000000
Value 5: 0.000000

Calibration Levels:

Level Name	Amount	Area	Height	ISTD Resp.	ISTD Amt.	# Replicates
0.5	50.0000	45450.26	16246.41	0.0200	0.5000	1
1	100.0000	85682.31	30494.15	0.0378	1.0000	1
2	200.0000	151392.95	55741.70	0.0633	2.0000	1
3	400.0000	273385.45	96182.29	0.1217	4.0000	1
4	600.0000	382569.78	135556.26	0.1686	6.0000	1
5	800.0000	480362.64	169409.13	0.2058	8.0000	1
6	1000.0000	645708.34	213661.20	0.2768	10.0000	1
7	1200.0000	734033.91	245969.42	0.3189	12.0000	1

Average Calibration Factor = 0.031002 (%RSD = 17.04)

1260-1

Component Type : Single Peak Component
Retention Time : 10.643 min Search Window: 0.50 s, 0.50 %
Reference Component:
Find peak closest to expected RT in window
Internal Standard : Int Std
Use Average Calibration Factor (Area ratio / Amount ratio)
User Values:
Label :
Value 1: 0.000000
Value 2: 0.000000
Value 3: 0.000000
Value 4: 0.000000
Value 5: 0.000000

Calibration Levels:

Level Name	Amount	Area	Height	ISTD Resp.	ISTD Amt.	# Replicates
0.5	50.0000	113268.79	39284.77	0.0498	0.5000	1
1	100.0000	206508.97	70509.21	0.0912	1.0000	1
2	200.0000	398325.19	131494.46	0.1666	2.0000	1
3	400.0000	722533.44	225504.31	0.3218	4.0000	1
4	600.0000	934307.79	311192.60	0.4117	6.0000	1
5	800.0000	1284368.75	403433.75	0.5503	8.0000	1
6	1000.0000	1538046.46	474057.20	0.6594	10.0000	1
7	1200.0000	1714393.55	540956.40	0.7448	12.0000	1

Average Calibration Factor = 0.077505 (%RSD = 17.23)

1260-2

Component Type : Single Peak Component
Retention Time : 11.016 min Search Window: 0.50 s, 0.50 %
Reference Component: 1260-1
Find peak closest to expected RT in window
Internal Standard : Int Std
Use Average Calibration Factor (Area ratio / Amount ratio)
User Values:
Label :
Value 1: 0.000000
Value 2: 0.000000
Value 3: 0.000000
Value 4: 0.000000
Value 5: 0.000000

Calibration Levels:

Level Name	Amount	Area	Height	ISTD Resp.	ISTD Amt.	# Replicates
0.5	50.0000	139287.76	45509.49	0.0613	0.5000	1
1	100.0000	252545.54	82408.27	0.1115	1.0000	1
2	200.0000	482288.98	153488.84	0.2018	2.0000	1
3	400.0000	852415.74	268210.38	0.3796	4.0000	1

4	600.0000	1214964.88	379477.09	0.5353	6.0000	1
5	800.0000	1666727.63	490397.20	0.7141	8.0000	1
6	1000.0000	1999278.23	587146.08	0.8572	10.0000	1
7	1200.0000	2219257.46	662771.20	0.9641	12.0000	1

Average Calibration Factor = 0.096803 (%RSD = 14.66)

1260-3

Component Type : Single Peak Component
Retention Time : 11.810 min Search Window: 0.50 s, 0.50 %
Reference Component: 1260-1
Find peak closest to expected RT in window
Internal Standard : Int Std
Use Average Calibration Factor (Area ratio / Amount ratio)
User Values:
Label :
Value 1: 0.000000
Value 2: 0.000000
Value 3: 0.000000
Value 4: 0.000000
Value 5: 0.000000
Calibration Levels:

Level Name	Amount	Area	Height	ISTD Resp.	ISTD Amt.	# Replicates
0.5	50.0000	106697.12	36055.62	0.0470	0.5000	1
1	100.0000	195761.39	66639.97	0.0864	1.0000	1
2	200.0000	399738.80	130139.83	0.1672	2.0000	1
3	400.0000	725665.76	231332.97	0.3232	4.0000	1
4	600.0000	1033133.16	325517.06	0.4552	6.0000	1
5	800.0000	1293578.44	418018.08	0.5543	8.0000	1
6	1000.0000	1550952.48	501095.91	0.6649	10.0000	1
7	1200.0000	1789292.82	562828.23	0.7773	12.0000	1

Average Calibration Factor = 0.077646 (%RSD = 13.33)

1260-4

Component Type : Single Peak Component
Retention Time : 11.913 min Search Window: 0.50 s, 0.70 %
Reference Component: 1260-1
Find peak closest to expected RT in window
Internal Standard : Int Std
Use Average Calibration Factor (Area ratio / Amount ratio)
User Values:
Label :
Value 1: 0.000000
Value 2: 0.000000
Value 3: 0.000000
Value 4: 0.000000
Value 5: 0.000000
Calibration Levels:

Level Name	Amount	Area	Height	ISTD Resp.	ISTD Amt.	# Replicates
0.5	50.0000	49976.80	18349.99	0.0220	0.5000	1
1	100.0000	98225.62	34296.29	0.0434	1.0000	1
2	200.0000	209730.78	70507.43	0.0877	2.0000	1
3	400.0000	384746.23	127720.68	0.1713	4.0000	1
4	600.0000	561162.65	184109.02	0.2473	6.0000	1
5	800.0000	732230.21	240100.82	0.3137	8.0000	1
6	1000.0000	879290.94	286462.67	0.3770	10.0000	1
7	1200.0000	999996.01	328086.36	0.4344	12.0000	1

Average Calibration Factor = 0.041048 (%RSD = 7.32)

1260-5

Component Type : Single Peak Component
Retention Time : 12.359 min Search Window: 0.50 s, 0.70 %
Reference Component: 1260-1

Find peak closest to expected RT in window
Internal Standard : Int Std
Use Average Calibration Factor (Area ratio / Amount ratio)
User Values:
Label :
Value 1: 0.000000
Value 2: 0.000000
Value 3: 0.000000
Value 4: 0.000000
Value 5: 0.000000
Calibration Levels:

Level Name	Amount	Area	Height	ISTD Resp.	ISTD Amt.	# Replicates
0.5	50.0000	107665.98	34554.49	0.0474	0.5000	1
1	100.0000	199983.40	63094.34	0.0883	1.0000	1
2	200.0000	388438.72	122472.19	0.1625	2.0000	1
3	400.0000	691820.24	213096.05	0.3081	4.0000	1
4	600.0000	1000049.01	306664.71	0.4406	6.0000	1
5	800.0000	1310610.10	393455.31	0.5616	8.0000	1
6	1000.0000	1575886.89	466650.73	0.6756	10.0000	1
7	1200.0000	1787275.36	528321.66	0.7765	12.0000	1

Average Calibration Factor = 0.077154 (%RSD = 13.51)

DCBP SURR
Component Type : Single Peak Component
Retention Time : 15.554 min Search Window: 1.00 s, 1.00 %
Reference Component:
Find peak closest to expected RT in window
Internal Standard : Int Std
Use Average Calibration Factor (Area ratio / Amount ratio)
User Values:
Label :
Value 1: 0.000000
Value 2: 0.000000
Value 3: 0.000000
Value 4: 0.000000
Value 5: 0.000000
Calibration Levels:

Level Name	Amount	Area	Height	ISTD Resp.	ISTD Amt.	# Replicates
0.5	10.0000	379364.57	129967.82	0.1669	0.1000	1
1	20.0000	650104.78	217771.80	0.2871	0.2000	1
2	40.0000	1257732.92	415129.06	0.5261	0.4000	1
3	60.0000	1747811.91	577146.46	0.7784	0.6000	1
4	80.0000	2368741.48	785498.01	1.0437	0.8000	1
5	100.0000	2761037.37	839631.86	1.1830	1.0000	1
6	120.0000	3006826.83	843634.66	1.2891	1.2000	1
7	140.0000	3153183.88	835888.76	1.3699	1.4000	1

Average Calibration Factor = 1.282210 (%RSD = 16.69)

Calibration Replicate Lists:
Component: Int Std
Level : 0.5

Area	Height	Vol Adj Amt	ISTD Response	ISTD Amount	Date/Time	File
2272471.99	774199.06	100.0000	1.0000	1.0000	4/6/2017 09:14 AM	GEDIT.RS

Level : 1

Area	Height	Vol Adj Amt	ISTD Response	ISTD Amount	Date/Time	File
2264738.75	774395.06	100.0000	1.0000	1.0000	4/6/2017 09:14 AM	GEDIT.RS

Level : 2

Area	Height	Vol Adj Amt	ISTD Response	ISTD Amount	Date/Time		File
2390522.06	770002.25	100.0000	1.0000	1.0000	4/6/2017	09:14 AM	GEDIT.RS

Level : 3

Area	Height	Vol Adj Amt	ISTD Response	ISTD Amount	Date/Time		File
2245488.94	783062.60	100.0000	1.0000	1.0000	4/6/2017	09:14 AM	GEDIT.RS

Level : 4

Area	Height	Vol Adj Amt	ISTD Response	ISTD Amount	Date/Time		File
2269545.33	773578.91	100.0000	1.0000	1.0000	4/6/2017	09:14 AM	GEDIT.RS

Level : 5

Area	Height	Vol Adj Amt	ISTD Response	ISTD Amount	Date/Time		File
2333915.10	800838.99	100.0000	1.0000	1.0000	4/6/2017	09:14 AM	GEDIT.RS

Level : 6

Area	Height	Vol Adj Amt	ISTD Response	ISTD Amount	Date/Time		File
2332443.20	797205.56	100.0000	1.0000	1.0000	4/6/2017	09:14 AM	GEDIT.RS

Level : 7

Area	Height	Vol Adj Amt	ISTD Response	ISTD Amount	Date/Time		File
2301796.08	766185.26	100.0000	1.0000	1.0000	4/6/2017	09:14 AM	GEDIT.RS

Component: TCMX SURR

Level : 0.5

Area	Height	Vol Adj Amt	ISTD Response	ISTD Amount	Date/Time		File
372752.99	141449.78	10.0000	0.1640	0.1000	4/6/2017	09:14 AM	GEDIT.RS

Level : 1

Area	Height	Vol Adj Amt	ISTD Response	ISTD Amount	Date/Time		File
674511.89	255577.08	20.0000	0.2978	0.2000	4/6/2017	09:14 AM	GEDIT.RS

Level : 2

Area	Height	Vol Adj Amt	ISTD Response	ISTD Amount	Date/Time		File
1336954.21	490450.51	40.0000	0.5593	0.4000	4/6/2017	09:14 AM	GEDIT.RS

Level : 3

Area	Height	Vol Adj Amt	ISTD Response	ISTD Amount	Date/Time		File
1836121.48	683784.74	60.0000	0.8177	0.6000	4/6/2017	09:14 AM	GEDIT.RS

Level : 4

Area	Height	Vol Adj Amt	ISTD Response	ISTD Amount	Date/Time		File
2448932.36	850716.59	80.0000	1.0790	0.8000	4/6/2017	09:14 AM	GEDIT.RS

Level : 5

Area	Height	Vol Adj Amt	ISTD Response	ISTD Amount	Date/Time		File

2724163.91	849968.82	100.0000	1.1672	1.0000	4/6/2017 09:14 AM	GEDIT.RS

Component: 1016-1

Level : 0.5

Area	Height	Vol Adj Amt	ISTD Response	ISTD Amount	Date/Time	File
47212.97	16316.14	50.0000	0.0208	0.5000	4/6/2017 09:14 AM	GEDIT.RS

Level : 1

Area	Height	Vol Adj Amt	ISTD Response	ISTD Amount	Date/Time	File
91037.10	30972.21	100.0000	0.0402	1.0000	4/6/2017 09:14 AM	GEDIT.RS

Level : 2

Area	Height	Vol Adj Amt	ISTD Response	ISTD Amount	Date/Time	File
181168.44	60326.23	200.0000	0.0758	2.0000	4/6/2017 09:14 AM	GEDIT.RS

Level : 3

Area	Height	Vol Adj Amt	ISTD Response	ISTD Amount	Date/Time	File
327088.25	107801.10	400.0000	0.1457	4.0000	4/6/2017 09:14 AM	GEDIT.RS

Level : 4

Area	Height	Vol Adj Amt	ISTD Response	ISTD Amount	Date/Time	File
473368.92	156176.32	600.0000	0.2086	6.0000	4/6/2017 09:14 AM	GEDIT.RS

Level : 5

Area	Height	Vol Adj Amt	ISTD Response	ISTD Amount	Date/Time	File
600888.78	196443.55	800.0000	0.2575	8.0000	4/6/2017 09:14 AM	GEDIT.RS

Level : 6

Area	Height	Vol Adj Amt	ISTD Response	ISTD Amount	Date/Time	File
713584.18	235555.08	1000.0000	0.3059	10.0000	4/6/2017 09:14 AM	GEDIT.RS

Level : 7

Area	Height	Vol Adj Amt	ISTD Response	ISTD Amount	Date/Time	File
834673.28	270882.92	1200.0000	0.3626	12.0000	4/6/2017 09:14 AM	GEDIT.RS

Component: 1016-2

Level : 0.5

Area	Height	Vol Adj Amt	ISTD Response	ISTD Amount	Date/Time	File
92909.19	28572.30	50.0000	0.0409	0.5000	4/6/2017 09:14 AM	GEDIT.RS

Level : 1

Area	Height	Vol Adj Amt	ISTD Response	ISTD Amount	Date/Time	File
172849.51	52427.38	100.0000	0.0763	1.0000	4/6/2017 09:14 AM	GEDIT.RS

Level : 2

Area	Height	Vol Adj Amt	ISTD Response	ISTD Amount	Date/Time	File

Area	Height	Vol Adj Amt	ISTD Response	ISTD Amount	Date/Time		File
339583.09	99121.76	200.0000	0.1421	2.0000	4/6/2017	09:14 AM	GEDIT.RS

Level : 3

Area	Height	Vol Adj Amt	ISTD Response	ISTD Amount	Date/Time		File
598720.98	171583.07	400.0000	0.2666	4.0000	4/6/2017	09:14 AM	GEDIT.RS

Level : 4

Area	Height	Vol Adj Amt	ISTD Response	ISTD Amount	Date/Time		File
853575.98	242140.50	600.0000	0.3761	6.0000	4/6/2017	09:14 AM	GEDIT.RS

Level : 5

Area	Height	Vol Adj Amt	ISTD Response	ISTD Amount	Date/Time		File
1076522.41	301773.41	800.0000	0.4613	8.0000	4/6/2017	09:14 AM	GEDIT.RS

Level : 6

Area	Height	Vol Adj Amt	ISTD Response	ISTD Amount	Date/Time		File
1278906.89	359669.99	1000.0000	0.5483	10.0000	4/6/2017	09:14 AM	GEDIT.RS

Level : 7

Area	Height	Vol Adj Amt	ISTD Response	ISTD Amount	Date/Time		File
1466778.30	409694.92	1200.0000	0.6372	12.0000	4/6/2017	09:14 AM	GEDIT.RS

Component: 1016-3

Level : 0.5

Area	Height	Vol Adj Amt	ISTD Response	ISTD Amount	Date/Time		File
202958.73	48840.99	50.0000	0.0893	0.5000	4/6/2017	09:14 AM	GEDIT.RS

Level : 1

Area	Height	Vol Adj Amt	ISTD Response	ISTD Amount	Date/Time		File
354687.56	89164.34	100.0000	0.1566	1.0000	4/6/2017	09:14 AM	GEDIT.RS

Level : 2

Area	Height	Vol Adj Amt	ISTD Response	ISTD Amount	Date/Time		File
647438.09	169658.85	200.0000	0.2708	2.0000	4/6/2017	09:14 AM	GEDIT.RS

Level : 3

Area	Height	Vol Adj Amt	ISTD Response	ISTD Amount	Date/Time		File
1187834.63	304853.12	400.0000	0.5290	4.0000	4/6/2017	09:14 AM	GEDIT.RS

Level : 4

Area	Height	Vol Adj Amt	ISTD Response	ISTD Amount	Date/Time		File
1661033.80	431801.66	600.0000	0.7319	6.0000	4/6/2017	09:14 AM	GEDIT.RS

Level : 5

Area	Height	Vol Adj Amt	ISTD Response	ISTD Amount	Date/Time		File
2099206.65	544775.68	800.0000	0.8994	8.0000	4/6/2017	09:14 AM	GEDIT.RS

Level : 6

Area	Height	Vol Adj Amt	ISTD Response	ISTD Amount	Date/Time		File
2514063.57	660295.02	1000.0000	1.0779	10.0000	4/6/2017	09:14 AM	GEDIT.RS

Level : 7

Area	Height	Vol Adj Amt	ISTD Response	ISTD Amount	Date/Time		File
2864266.81	764097.72	1200.0000	1.2444	12.0000	4/6/2017	09:14 AM	GEDIT.RS

Component: 1016-4

Level : 0.5

Area	Height	Vol Adj Amt	ISTD Response	ISTD Amount	Date/Time		File
68974.30	21957.63	50.0000	0.0304	0.5000	4/6/2017	09:14 AM	GEDIT.RS

Level : 1

Area	Height	Vol Adj Amt	ISTD Response	ISTD Amount	Date/Time		File
128487.60	40563.89	100.0000	0.0567	1.0000	4/6/2017	09:14 AM	GEDIT.RS

Level : 2

Area	Height	Vol Adj Amt	ISTD Response	ISTD Amount	Date/Time		File
251051.72	78132.49	200.0000	0.1050	2.0000	4/6/2017	09:14 AM	GEDIT.RS

Level : 3

Area	Height	Vol Adj Amt	ISTD Response	ISTD Amount	Date/Time		File
559828.86	148799.64	400.0000	0.2493	4.0000	4/6/2017	09:14 AM	GEDIT.RS

Level : 4

Area	Height	Vol Adj Amt	ISTD Response	ISTD Amount	Date/Time		File
812124.64	212275.04	600.0000	0.3578	6.0000	4/6/2017	09:14 AM	GEDIT.RS

Level : 5

Area	Height	Vol Adj Amt	ISTD Response	ISTD Amount	Date/Time		File
1026796.62	271494.76	800.0000	0.4399	8.0000	4/6/2017	09:14 AM	GEDIT.RS

Level : 6

Area	Height	Vol Adj Amt	ISTD Response	ISTD Amount	Date/Time		File
1268184.39	328426.43	1000.0000	0.5437	10.0000	4/6/2017	09:14 AM	GEDIT.RS

Level : 7

Area	Height	Vol Adj Amt	ISTD Response	ISTD Amount	Date/Time		File
1448705.21	372221.55	1200.0000	0.6294	12.0000	4/6/2017	09:14 AM	GEDIT.RS

Component: 1016-5

Level : 0.5

Area	Height	Vol Adj Amt	ISTD Response	ISTD Amount	Date/Time		File

45450.26	16246.41	50.0000	0.0200	0.5000	4/6/2017 09:14 AM	GEDIT.RS

Level : 1

Area	Height	Vol Adj Amt	ISTD Response	ISTD Amount	Date/Time	File
85682.31	30494.15	100.0000	0.0378	1.0000	4/6/2017 09:14 AM	GEDIT.RS

Level : 2

Area	Height	Vol Adj Amt	ISTD Response	ISTD Amount	Date/Time	File
151392.95	55741.70	200.0000	0.0633	2.0000	4/6/2017 09:14 AM	GEDIT.RS

Level : 3

Area	Height	Vol Adj Amt	ISTD Response	ISTD Amount	Date/Time	File
273385.45	96182.29	400.0000	0.1217	4.0000	4/6/2017 09:14 AM	GEDIT.RS

Level : 4

Area	Height	Vol Adj Amt	ISTD Response	ISTD Amount	Date/Time	File
382569.78	135556.26	600.0000	0.1686	6.0000	4/6/2017 09:14 AM	GEDIT.RS

Level : 5

Area	Height	Vol Adj Amt	ISTD Response	ISTD Amount	Date/Time	File
480362.64	169409.13	800.0000	0.2058	8.0000	4/6/2017 09:14 AM	GEDIT.RS

Level : 6

Area	Height	Vol Adj Amt	ISTD Response	ISTD Amount	Date/Time	File
645708.34	213661.20	1000.0000	0.2768	10.0000	4/6/2017 09:14 AM	GEDIT.RS

Level : 7

Area	Height	Vol Adj Amt	ISTD Response	ISTD Amount	Date/Time	File
734033.91	245969.42	1200.0000	0.3189	12.0000	4/6/2017 09:14 AM	GEDIT.RS

Component: 1260-1

Level : 0.5

Area	Height	Vol Adj Amt	ISTD Response	ISTD Amount	Date/Time	File
113268.79	39284.77	50.0000	0.0498	0.5000	4/6/2017 09:14 AM	GEDIT.RS

Level : 1

Area	Height	Vol Adj Amt	ISTD Response	ISTD Amount	Date/Time	File
206508.97	70509.21	100.0000	0.0912	1.0000	4/6/2017 09:14 AM	GEDIT.RS

Level : 2

Area	Height	Vol Adj Amt	ISTD Response	ISTD Amount	Date/Time	File
398325.19	131494.46	200.0000	0.1666	2.0000	4/6/2017 09:14 AM	GEDIT.RS

Level : 3

Area	Height	Vol Adj Amt	ISTD Response	ISTD Amount	Date/Time	File
722533.44	225504.31	400.0000	0.3218	4.0000	4/6/2017 09:14 AM	GEDIT.RS

Level : 4

Area	Height	Vol Adj Amt	ISTD Response	ISTD Amount	Date/Time	File
934307.79	311192.60	600.0000	0.4117	6.0000	4/6/2017 09:14 AM	GEDIT.RS

Level : 5

Area	Height	Vol Adj Amt	ISTD Response	ISTD Amount	Date/Time	File
1284368.75	403433.75	800.0000	0.5503	8.0000	4/6/2017 09:14 AM	GEDIT.RS

Level : 6

Area	Height	Vol Adj Amt	ISTD Response	ISTD Amount	Date/Time	File
1538046.46	474057.20	1000.0000	0.6594	10.0000	4/6/2017 09:14 AM	GEDIT.RS

Level : 7

Area	Height	Vol Adj Amt	ISTD Response	ISTD Amount	Date/Time	File
1714393.55	540956.40	1200.0000	0.7448	12.0000	4/6/2017 09:14 AM	GEDIT.RS

Component: 1260-2

Level : 0.5

Area	Height	Vol Adj Amt	ISTD Response	ISTD Amount	Date/Time	File
139287.76	45509.49	50.0000	0.0613	0.5000	4/6/2017 09:14 AM	GEDIT.RS

Level : 1

Area	Height	Vol Adj Amt	ISTD Response	ISTD Amount	Date/Time	File
252545.54	82408.27	100.0000	0.1115	1.0000	4/6/2017 09:14 AM	GEDIT.RS

Level : 2

Area	Height	Vol Adj Amt	ISTD Response	ISTD Amount	Date/Time	File
482288.98	153488.34	200.0000	0.2018	2.0000	4/6/2017 09:14 AM	GEDIT.RS

Level : 3

Area	Height	Vol Adj Amt	ISTD Response	ISTD Amount	Date/Time	File
852415.74	268210.38	400.0000	0.3796	4.0000	4/6/2017 09:14 AM	GEDIT.RS

Level : 4

Area	Height	Vol Adj Amt	ISTD Response	ISTD Amount	Date/Time	File
1214964.88	379477.09	600.0000	0.5353	6.0000	4/6/2017 09:14 AM	GEDIT.RS

Level : 5

Area	Height	Vol Adj Amt	ISTD Response	ISTD Amount	Date/Time	File
1666727.63	490397.20	800.0000	0.7141	8.0000	4/6/2017 09:14 AM	GEDIT.RS

Level : 6

Area	Height	Vol Adj Amt	ISTD Response	ISTD Amount	Date/Time	File
1999278.23	587146.08	1000.0000	0.8572	10.0000	4/6/2017 09:14 AM	GEDIT.RS

Level : 7

Area	Height	Vol Adj Amt	ISTD Response	ISTD Amount	Date/Time	File
2219257.46	662771.20	1200.0000	0.9641	12.0000	4/6/2017 09:14 AM	GEDIT.RS

Component: 1260-3

Level : 0.5

Area	Height	Vol Adj Amt	ISTD Response	ISTD Amount	Date/Time	File
106697.12	36055.62	50.0000	0.0470	0.5000	4/6/2017 09:14 AM	GEDIT.RS

Level : 1

Area	Height	Vol Adj Amt	ISTD Response	ISTD Amount	Date/Time	File
195761.39	66639.97	100.0000	0.0864	1.0000	4/6/2017 09:14 AM	GEDIT.RS

Level : 2

Area	Height	Vol Adj Amt	ISTD Response	ISTD Amount	Date/Time	File
399738.80	130139.83	200.0000	0.1672	2.0000	4/6/2017 09:14 AM	GEDIT.RS

Level : 3

Area	Height	Vol Adj Amt	ISTD Response	ISTD Amount	Date/Time	File
725665.76	231332.97	400.0000	0.3232	4.0000	4/6/2017 09:14 AM	GEDIT.RS

Level : 4

Area	Height	Vol Adj Amt	ISTD Response	ISTD Amount	Date/Time	File
1033133.16	325517.06	600.0000	0.4552	6.0000	4/6/2017 09:14 AM	GEDIT.RS

Level : 5

Area	Height	Vol Adj Amt	ISTD Response	ISTD Amount	Date/Time	File
1293578.44	418018.08	800.0000	0.5543	8.0000	4/6/2017 09:14 AM	GEDIT.RS

Level : 6

Area	Height	Vol Adj Amt	ISTD Response	ISTD Amount	Date/Time	File
1550952.48	501095.91	1000.0000	0.6649	10.0000	4/6/2017 09:14 AM	GEDIT.RS

Level : 7

Area	Height	Vol Adj Amt	ISTD Response	ISTD Amount	Date/Time	File
1789292.82	562828.23	1200.0000	0.7773	12.0000	4/6/2017 09:14 AM	GEDIT.RS

Component: 1260-4

Level : 0.5

Area	Height	Vol Adj Amt	ISTD Response	ISTD Amount	Date/Time	File
49976.80	18349.99	50.0000	0.0220	0.5000	4/6/2017 09:14 AM	GEDIT.RS

Level : 1

Area	Height	Vol Adj Amt	ISTD Response	ISTD Amount	Date/Time	File
98225.62	34296.29	100.0000	0.0434	1.0000	4/6/2017 09:14 AM	GEDIT.RS

Level : 2

Area	Height	Vol Adj Amt	ISTD Response	ISTD Amount	Date/Time	File
209730.78	70507.43	200.0000	0.0877	2.0000	4/6/2017 09:14 AM	GEDIT.RS

Level : 3

Area	Height	Vol Adj Amt	ISTD Response	ISTD Amount	Date/Time	File
384746.23	127720.68	400.0000	0.1713	4.0000	4/6/2017 09:14 AM	GEDIT.RS

Level : 4

Area	Height	Vol Adj Amt	ISTD Response	ISTD Amount	Date/Time	File
561162.65	184109.02	600.0000	0.2473	6.0000	4/6/2017 09:14 AM	GEDIT.RS

Level : 5

Area	Height	Vol Adj Amt	ISTD Response	ISTD Amount	Date/Time	File
732230.21	240100.82	800.0000	0.3137	8.0000	4/6/2017 09:14 AM	GEDIT.RS

Level : 6

Area	Height	Vol Adj Amt	ISTD Response	ISTD Amount	Date/Time	File
879290.94	286462.67	1000.0000	0.3770	10.0000	4/6/2017 09:14 AM	GEDIT.RS

Level : 7

Area	Height	Vol Adj Amt	ISTD Response	ISTD Amount	Date/Time	File
999996.01	328086.36	1200.0000	0.4344	12.0000	4/6/2017 09:14 AM	GEDIT.RS

Component: 1260-5

Level : 0.5

Area	Height	Vol Adj Amt	ISTD Response	ISTD Amount	Date/Time	File
107665.98	34554.49	50.0000	0.0474	0.5000	4/6/2017 09:14 AM	GEDIT.RS

Level : 1

Area	Height	Vol Adj Amt	ISTD Response	ISTD Amount	Date/Time	File
199983.40	63094.34	100.0000	0.0883	1.0000	4/6/2017 09:14 AM	GEDIT.RS

Level : 2

Area	Height	Vol Adj Amt	ISTD Response	ISTD Amount	Date/Time	File
388438.72	122472.19	200.0000	0.1625	2.0000	4/6/2017 09:14 AM	GEDIT.RS

Level : 3

Area	Height	Vol Adj Amt	ISTD Response	ISTD Amount	Date/Time	File
691820.24	213096.05	400.0000	0.3081	4.0000	4/6/2017 09:14 AM	GEDIT.RS

Level : 4

Area	Height	Vol Adj Amt	ISTD Response	ISTD Amount	Date/Time	File
1000049.01	306664.71	600.0000	0.4406	6.0000	4/6/2017 09:14 AM	GEDIT.RS

Level : 5

Area	Height	Vol Adj Amt	ISTD Response	ISTD Amount	Date/Time	File
1310610.10	393455.31	800.0000	0.5616	8.0000	4/6/2017 09:14 AM	GEDIT.RS

Level : 6

Area	Height	Vol Adj Amt	ISTD Response	ISTD Amount	Date/Time	File
1575886.89	466650.73	1000.0000	0.6756	10.0000	4/6/2017 09:14 AM	GEDIT.RS

Level : 7

Area	Height	Vol Adj Amt	ISTD Response	ISTD Amount	Date/Time	File
1787275.36	528321.66	1200.0000	0.7765	12.0000	4/6/2017 09:14 AM	GEDIT.RS

Component: DCBP SURR

Level : 0.5

Area	Height	Vol Adj Amt	ISTD Response	ISTD Amount	Date/Time	File
379364.57	129967.82	10.0000	0.1669	0.1000	4/6/2017 09:14 AM	GEDIT.RS

Level : 1

Area	Height	Vol Adj Amt	ISTD Response	ISTD Amount	Date/Time	File
650104.78	217771.80	20.0000	0.2871	0.2000	4/6/2017 09:14 AM	GEDIT.RS

Level : 2

Area	Height	Vol Adj Amt	ISTD Response	ISTD Amount	Date/Time	File
1257732.92	415129.06	40.0000	0.5261	0.4000	4/6/2017 09:14 AM	GEDIT.RS

Level : 3

Area	Height	Vol Adj Amt	ISTD Response	ISTD Amount	Date/Time	File
1747811.91	577146.46	60.0000	0.7784	0.6000	4/6/2017 09:14 AM	GEDIT.RS

Level : 4

Area	Height	Vol Adj Amt	ISTD Response	ISTD Amount	Date/Time	File
2368741.48	785498.01	80.0000	1.0437	0.8000	4/6/2017 09:14 AM	GEDIT.RS

Level : 5

Area	Height	Vol Adj Amt	ISTD Response	ISTD Amount	Date/Time	File
2761037.37	839631.86	100.0000	1.1830	1.0000	4/6/2017 09:14 AM	GEDIT.RS

Level : 6

Area	Height	Vol Adj Amt	ISTD Response	ISTD Amount	Date/Time	File
3006826.83	843634.66	120.0000	1.2891	1.2000	4/6/2017 09:14 AM	GEDIT.RS

Level : 7

Area	Height	Vol Adj Amt	ISTD Response	ISTD Amount	Date/Time	File
3153183.88	835888.76	140.0000	1.3699	1.4000	4/6/2017 09:14 AM	GEDIT.RS

Client Id: Initial Calibration

Software Version: 4.1<1L22>
Date: 4/6/2017 09:17 AM
Sample Name : mix 1200;10z
Data File : E:\TC2017\ECD3\04-APR\405A013.RAW Date: 4/5/2017 05:36 PM
Sequence File: E:\TC2017\ECD3\04-APR\PCB.SEQ Cycle: 80 Channel : A
Instrument : AUTO_ECD3 Rack/Vial: 0/5 Operator:
Sample Amount : 1.0000 Dilution Factor : 1.00

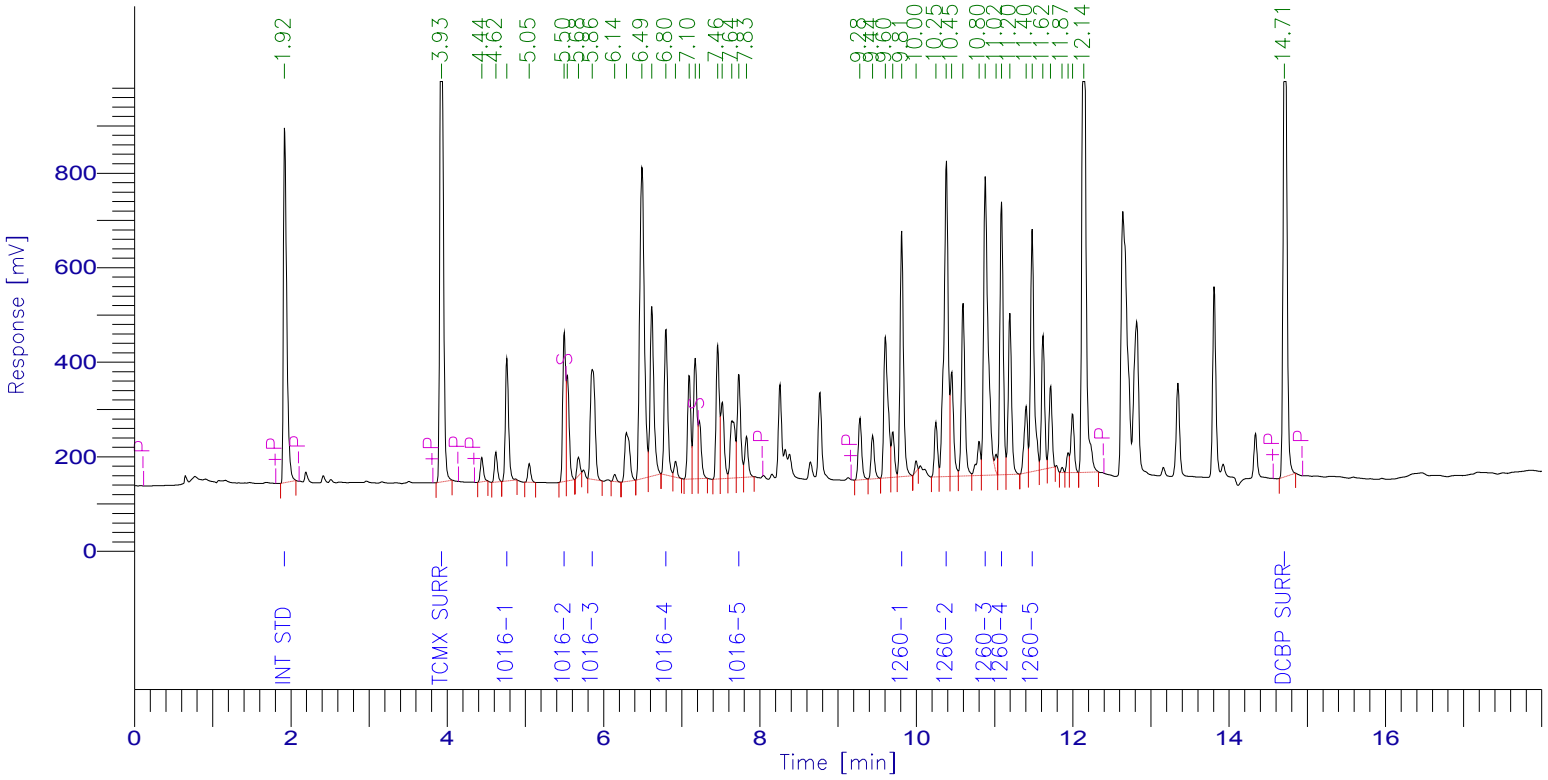

PCB Report

Time [min]	Component Name	Raw Amount	Area [µV·s]	Surrogate SM/WM	Surrogate QC / SL	Spike Rec Soils (%)	Spike Rec Water (%)
1.922	Int Std	100.0000	2200005.08	250.0000	100.0000	40.0000	20.0000
3.930	TCMX SURR	99.5836	3031373.34	248.9590	99.5836	39.8334	19.9167
4.764	1016-1	1046.3096	754058.68	2615.7740	1046.3096	418.5238	209.2619
5.498	1016-2	963.8694	873466.84	2409.6736	963.8694	385.5478	192.7739
5.855	1016-3	1017.3967	972980.77	2543.4917	1017.3967	406.9587	203.4793
6.798	1016-4	1078.4818	943432.47	2696.2046	1078.4818	431.3927	215.6964
7.730	1016-5	1199.0540	670724.66	2997.6349	1199.0540	479.6216	239.8108
9.812	1260-1	974.1191	1570045.27	2435.2977	974.1191	389.6476	194.8238
10.384	1260-2	1194.3331	2512189.27	2985.8328	1194.3331	477.7333	238.8666
10.881	1260-3	1083.6493	2541181.62	2709.1233	1083.6493	433.4597	216.7299
11.089	1260-4	1017.3358	1694145.04	2543.3395	1017.3358	406.9343	203.4672
11.481	1260-5	1040.0052	1648799.52	2600.0131	1040.0052	416.0021	208.0010
14.707	DCBP SURR	103.2517	3187943.97	258.1293	103.2517	41.3007	20.6503
		10917.3894	22600346.52				

Client Id: Initial Calibration

Software Version: 4.1<1L22>
Date: 4/6/2017 09:17 AM
Sample Name : mix 1200;10z
Data File : E:\TC2017\ECD3\04-APR\405B013.RAW Date: 4/5/2017 05:36 PM
Sequence File: E:\TC2017\ECD3\04-APR\PCB.SEQ Cycle: 80 Channel : B
Instrument : AUTO_ECD3 Rack/Vial: 0/5 Operator:
Sample Amount : 1.0000 Dilution Factor : 1.00

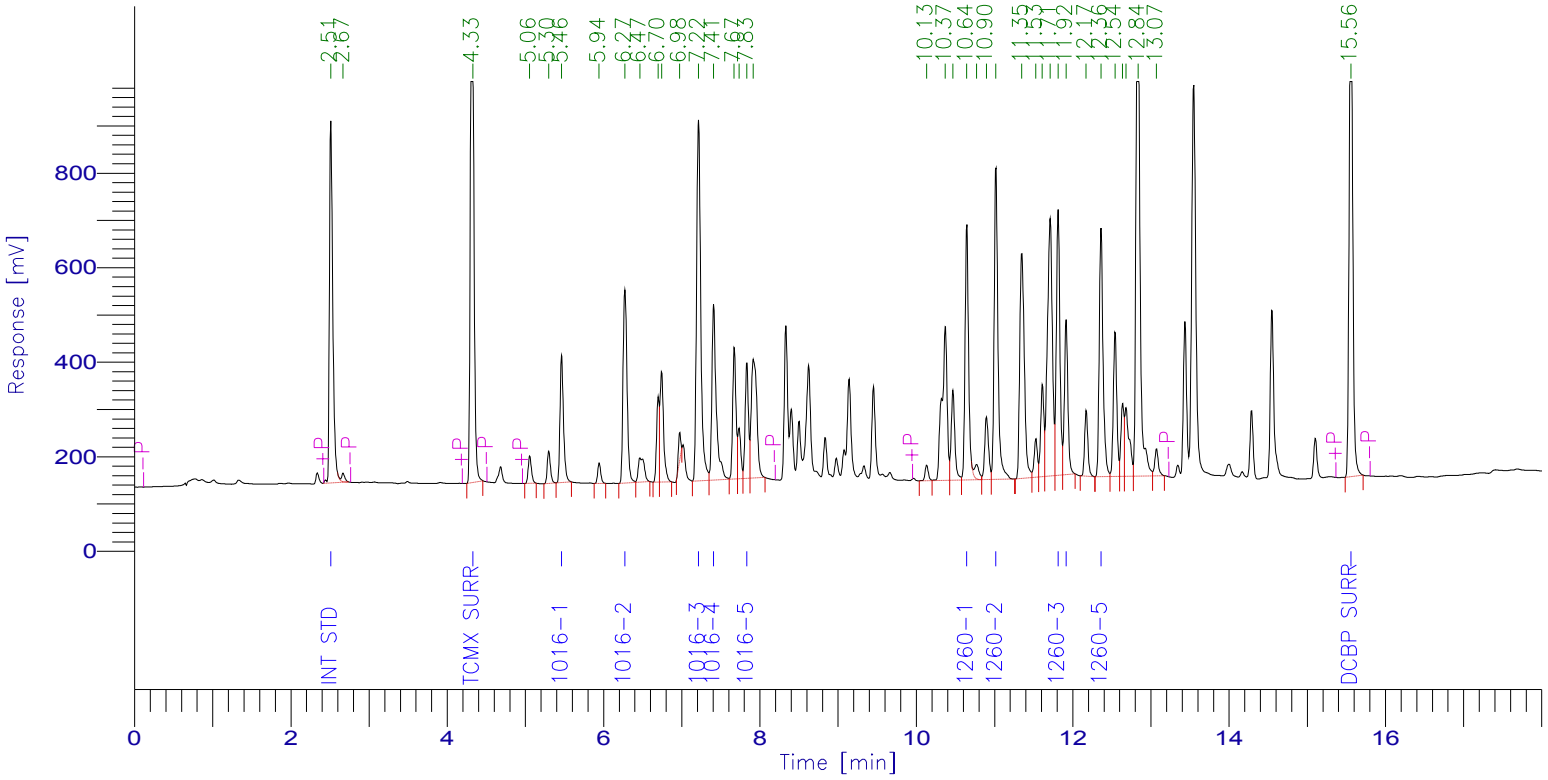

PCB Report

Time [min]	Component Name	Raw Amount	Area [µV·s]	Surrogate SM/WM	Surrogate QC / SL	Spike Rec Soils (%)	Spike Rec Water (%)
2.512	Int Std	100.0000	2301796.08	250.0000	100.0000	40.0000	20.0000
4.328	TCMX SURR	97.2997	3137913.19	243.2493	97.2997	38.9199	19.4599
5.463	1016-1	1022.1228	834673.28	2555.3071	1022.1228	408.8491	204.4246
6.273	1016-2	972.7802	1466778.30	2431.9506	972.7802	389.1121	194.5560
7.215	1016-3	949.1751	2864266.81	2372.9379	949.1751	379.6701	189.8350
7.408	1016-4	1109.7037	1448705.21	2774.2593	1109.7037	443.8815	221.9407
7.832	1016-5	1028.6286	734033.91	2571.5715	1028.6286	411.4514	205.7257
10.644	1260-1	960.9832	1714393.55	2402.4581	960.9832	384.3933	192.1966
11.016	1260-2	995.9786	2219257.46	2489.9464	995.9786	398.3914	199.1957
11.812	1260-3	1001.1416	1789292.82	2502.8539	1001.1416	400.4566	200.2283
11.915	1260-4	1058.3647	999996.01	2645.9118	1058.3647	423.3459	211.6729
12.361	1260-5	1006.3900	1787275.36	2515.9749	1006.3900	402.5560	201.2780
15.556	DCBP SURR	106.8374	3153183.88	267.0935	106.8374	42.7350	21.3675
		10409.4058	24451565.88				

Client Id: Initial Calibration

Software Version: 4.1<1L22>
Date: 4/6/2017 09:17 AM
Sample Name : mix 1000;11a
Data File : E:\TC2017\ECD3\04-APR\405A014.RAW Date: 4/5/2017 05:59 PM
Sequence File: E:\TC2017\ECD3\04-APR\PCB.SEQ Cycle: 81 Channel : A
Instrument : AUTO_ECD3 Rack/Vial: 0/6 Operator:
Sample Amount : 1.0000 Dilution Factor : 1.00

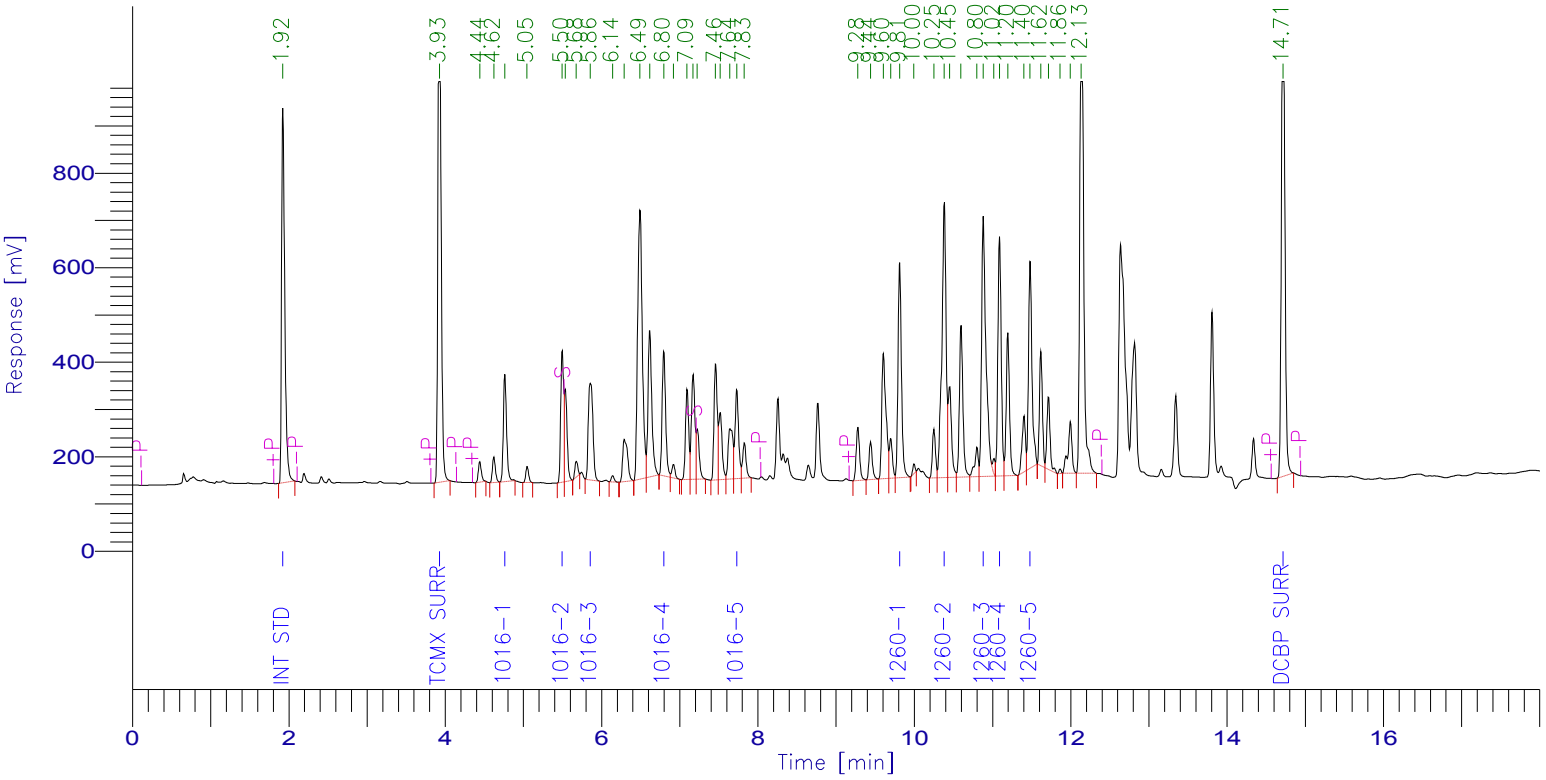

PCB Report

Time [min]	Component Name	Raw Amount	Area [µV·s]	Surrogate SM/WM	Surrogate QC / SL	Spike Rec Soils (%)	Spike Rec Water (%)
1.924	Int Std	100.0000	2231084.16	250.0000	100.0000	40.0000	20.0000
3.928	TCMX SURR	91.7536	2832482.08	229.3841	91.7536	36.7015	18.3507
4.764	1016-1	893.7918	653241.20	2234.4795	893.7918	357.5167	178.7584
5.497	1016-2	838.0022	770132.84	2095.0055	838.0022	335.2009	167.6004
5.856	1016-3	866.2586	840144.03	2165.6464	866.2586	346.5034	173.2517
6.796	1016-4	918.2101	814577.36	2295.5253	918.2101	367.2841	183.6420
7.730	1016-5	1042.7548	591534.39	2606.8870	1042.7548	417.1019	208.5510
9.811	1260-1	849.9134	1389207.32	2124.7835	849.9134	339.9654	169.9827
10.383	1260-2	1021.3557	2178693.52	2553.3891	1021.3557	408.5423	204.2711
10.881	1260-3	911.4746	2167623.10	2278.6864	911.4746	364.5898	182.2949
11.089	1260-4	884.3326	1493461.97	2210.8315	884.3326	353.7330	176.8665
11.480	1260-5	840.8783	1351941.06	2102.1958	840.8783	336.3513	168.1757
14.714	DCBP SURR	96.5616	3023500.32	241.4040	96.5616	38.6246	19.3123
		9355.2873	20337623.35				

Client Id: Initial Calibration

Software Version: 4.1<1L22>
Date: 4/6/2017 09:17 AM
Sample Name : mix 1000;11a
Data File : E:\TC2017\ECD3\04-APR\405B014.RAW Date: 4/5/2017 05:59 PM
Sequence File: E:\TC2017\ECD3\04-APR\PCB.SEQ Cycle: 81 Channel : B
Instrument : AUTO_ECD3 Rack/Vial: 0/6 Operator:
Sample Amount : 1.0000 Dilution Factor : 1.00

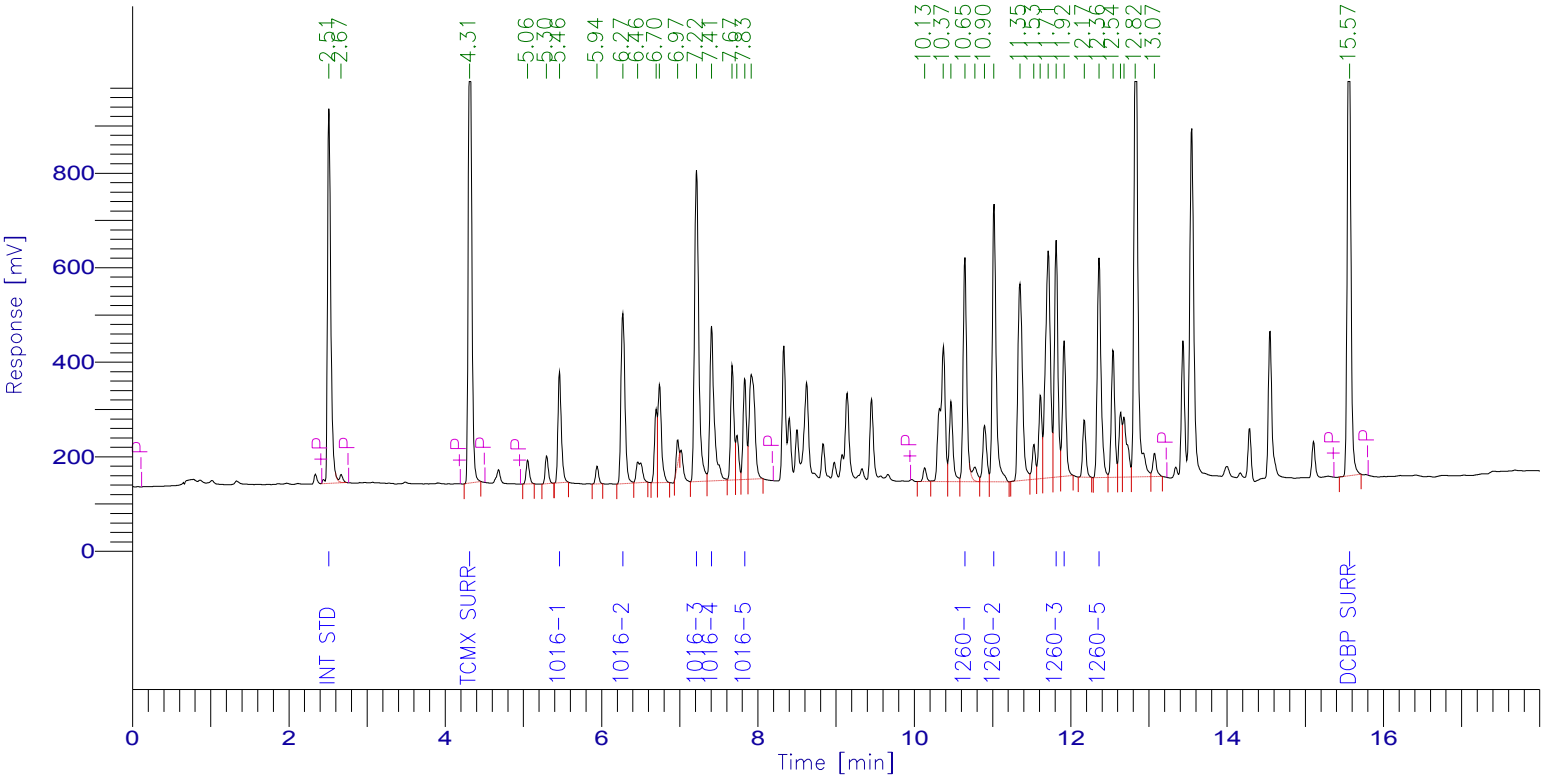

PCB Report

Time [min]	Component Name	Raw Amount	Area [µV·s]	Surrogate SM/WM	Surrogate QC / SL	Spike Rec Soils (%)	Spike Rec Water (%)
2.514	Int Std	100.0000	2332443.20	250.0000	100.0000	40.0000	20.0000
4.314	TCMX SURR	89.6757	2930544.45	224.1892	89.6757	35.8703	17.9351
5.462	1016-1	862.3579	713584.18	2155.8948	862.3579	344.9432	172.4716
6.272	1016-2	837.0376	1278906.89	2092.5940	837.0376	334.8150	167.4075
7.215	1016-3	822.1762	2514063.57	2055.4405	822.1762	328.8705	164.4352
7.407	1016-4	958.6613	1268184.39	2396.6532	958.6613	383.4645	191.7323
7.831	1016-5	892.9654	645708.34	2232.4135	892.9654	357.1862	178.5931
10.645	1260-1	850.8059	1538046.46	2127.0148	850.8059	340.3224	170.1612
11.018	1260-2	885.4648	1999278.23	2213.6621	885.4648	354.1859	177.0930
11.813	1260-3	856.3836	1550952.48	2140.9590	856.3836	342.5534	171.2767
11.915	1260-4	918.3864	879290.94	2295.9661	918.3864	367.3546	183.6773
12.361	1260-5	875.7006	1575886.89	2189.2515	875.7006	350.2802	175.1401
15.565	DCBP SURR	100.5398	3006826.83	251.3496	100.5398	40.2159	20.1080
		9050.1554	22233716.88				

Client Id: Initial Calibration

Software Version: 4.1<1L22>
Date: 4/6/2017 09:17 AM
Sample Name : mix 800;11b
Data File : E:\TC2017\ECD3\04-APR\405A015.RAW Date: 4/5/2017 06:23 PM
Sequence File: E:\TC2017\ECD3\04-APR\PCB.SEQ Cycle: 82 Channel : A
Instrument : AUTO_ECD3 Rack/Vial: 0/7 Operator:
Sample Amount : 1.0000 Dilution Factor : 1.00

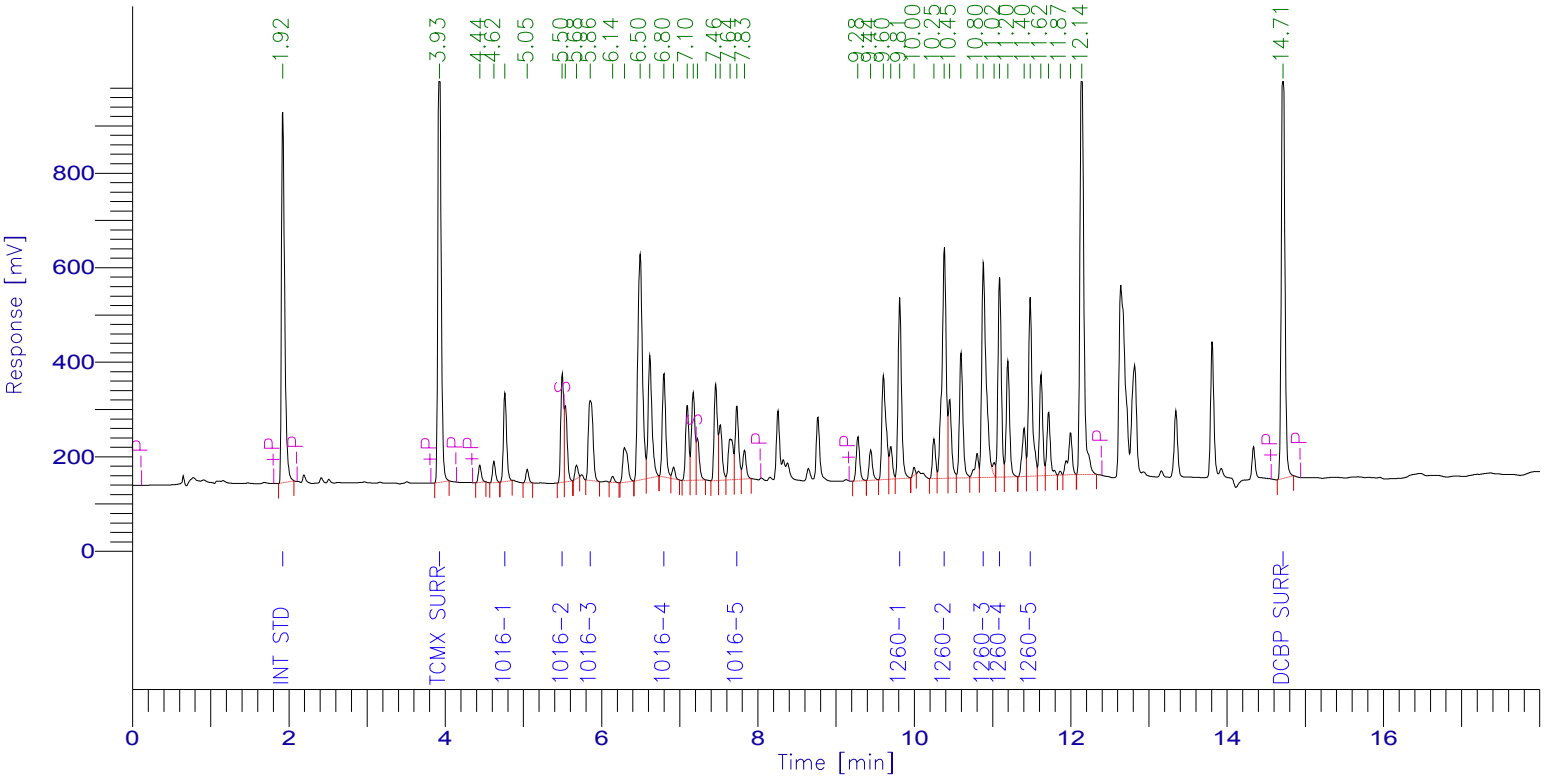

PCB Report

Time [min]	Component Name	Raw Amount	Area [µV·s]	Surrogate SM/WM	Surrogate QC / SL	Spike Rec Soils (%)	Spike Rec Water (%)
1.923	Int Std	100.0000	2229811.02	250.0000	100.0000	40.0000	20.0000
3.928	TCMX SURR	84.5650	2609076.05	211.4125	84.5650	33.8260	16.9130
4.765	1016-1	723.0227	528130.48	1807.5567	723.0227	289.2091	144.6045
5.498	1016-2	689.6687	633451.10	1724.1717	689.6687	275.8675	137.9337
5.855	1016-3	722.1514	699981.54	1805.3786	722.1514	288.8606	144.4303
6.798	1016-4	759.6959	673569.05	1899.2397	759.6959	303.8783	151.9392
7.731	1016-5	825.9373	468270.69	2064.8432	825.9373	330.3749	165.1875
9.813	1260-1	711.2746	1161934.91	1778.1865	711.2746	284.5098	142.2549
10.384	1260-2	870.9925	1856887.83	2177.4813	870.9925	348.3970	174.1985
10.882	1260-3	762.9917	1813473.21	1907.4793	762.9917	305.1967	152.5983
11.090	1260-4	738.5610	1246571.04	1846.4026	738.5610	295.4244	147.7122
11.481	1260-5	771.8387	1240232.94	1929.5968	771.8387	308.7355	154.3677
14.714	DCBP SURR	89.0555	2786881.12	222.6388	89.0555	35.6222	17.8111
		7849.7551	17948270.99				

Client Id: Initial Calibration

Software Version: 4.1<1L22>
Date: 4/6/2017 09:17 AM
Sample Name : mix 800;11b
Data File : E:\TC2017\ECD3\04-APR\405B015.RAW Date: 4/5/2017 06:23 PM
Sequence File: E:\TC2017\ECD3\04-APR\PCB.SEQ Cycle: 82 Channel : B
Instrument : AUTO_ECD3 Rack/Vial: 0/7 Operator:
Sample Amount : 1.0000 Dilution Factor : 1.00

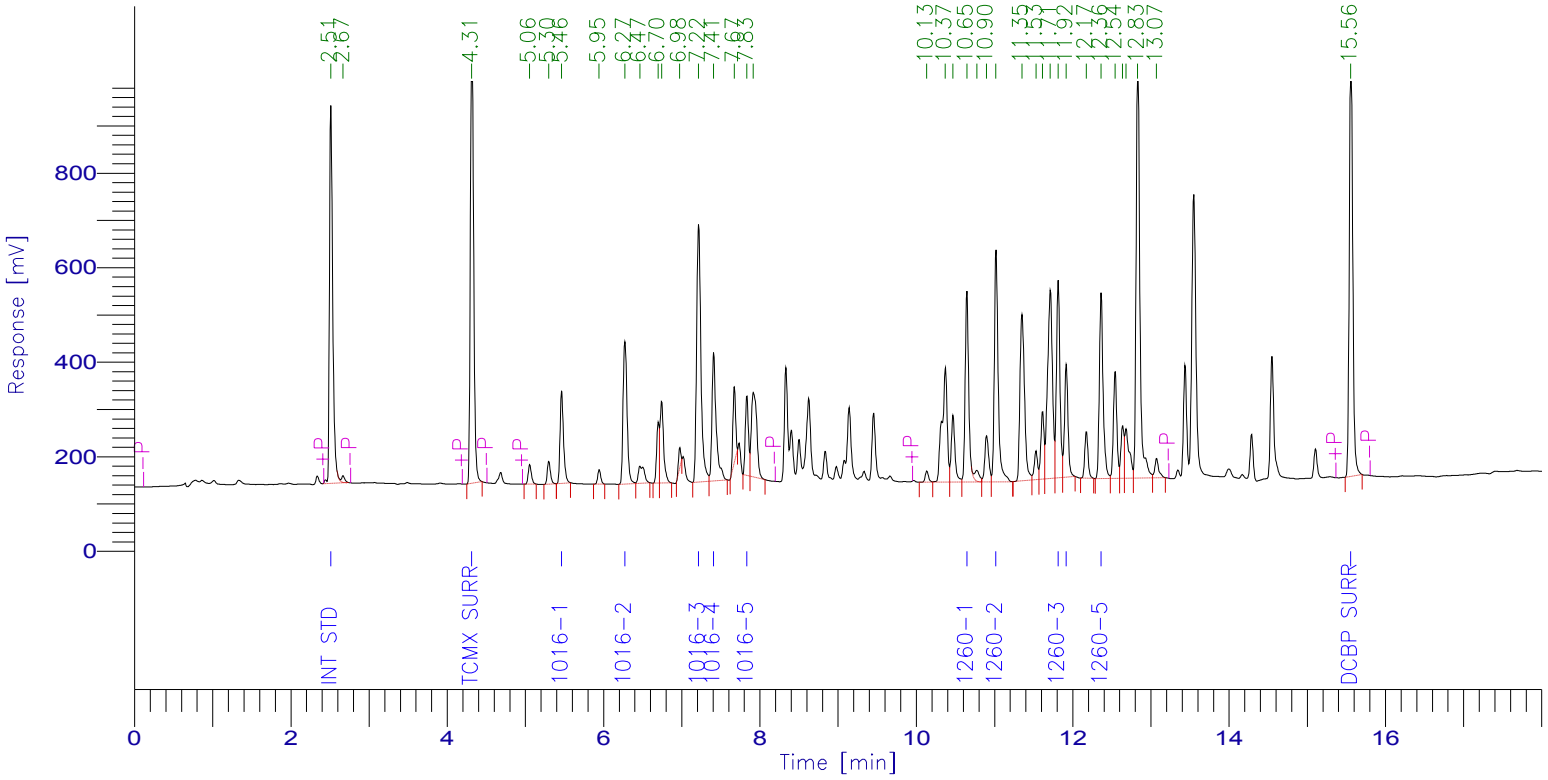

PCB Report

Time [min]	Component Name	Raw Amount	Area [µV·s]	Surrogate SM/WM	Surrogate QC / SL	Spike Rec Soils (%)	Spike Rec Water (%)
2.513	Int Std	100.0000	2333915.10	250.0000	100.0000	40.0000	20.0000
4.314	TCMX SURR	83.3078	2724163.91	208.2695	83.3078	33.3231	16.6616
5.464	1016-1	725.7089	600888.78	1814.2723	725.7089	290.2836	145.1418
6.273	1016-2	704.1337	1076522.41	1760.3343	704.1337	281.6535	140.8267
7.216	1016-3	686.0723	2099206.63	1715.1807	686.0723	274.4289	137.2145
7.408	1016-4	775.6990	1026796.62	1939.2475	775.6990	310.2796	155.1398
7.832	1016-5	663.8860	480362.64	1659.7149	663.8860	265.5544	132.7772
10.645	1260-1	710.0302	1284368.75	1775.0755	710.0302	284.0121	142.0060
11.019	1260-2	737.7152	1666727.63	1844.2880	737.7152	295.0861	147.5430
11.813	1260-3	713.8199	1293578.44	1784.5497	713.8199	285.5280	142.7640
11.916	1260-4	764.3047	732230.21	1910.7617	764.3047	305.7219	152.8609
12.362	1260-5	727.8303	1310610.10	1819.5758	727.8303	291.1321	145.5661
15.555	DCBP SURR	92.2631	2761037.37	230.6578	92.2631	36.9052	18.4526
		7484.7711	19390408.60				

Client Id: Initial Calibration

Software Version: 4.1<1L22>
Date: 4/6/2017 09:17 AM
Sample Name : mix 600;11p
Data File : E:\TC2017\ECD3\04-APR\405A016.RAW Date: 4/5/2017 06:46 PM
Sequence File: E:\TC2017\ECD3\04-APR\PCB.SEQ Cycle: 83 Channel : A
Instrument : AUTO_ECD3 Rack/Vial: 0/8 Operator:
Sample Amount : 1.0000 Dilution Factor : 1.00

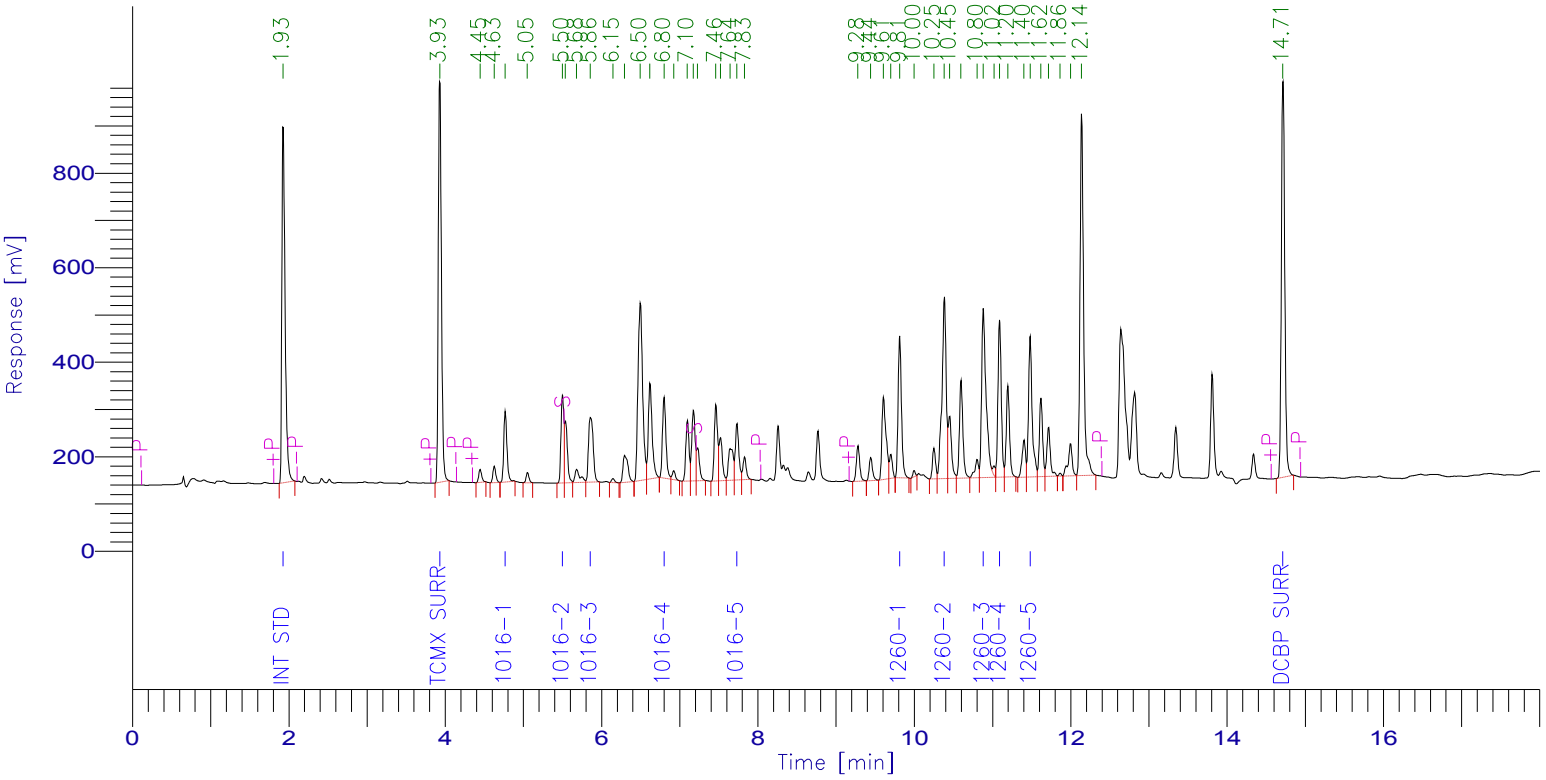

PCB Report

Time [min]	Component Name	Raw Amount	Area [µV·s]	Surrogate SM/WM	Surrogate QC / SL	Spike Rec Soils (%)	Spike Rec Water (%)
1.928	Int Std	100.0000	2172811.87	250.0000	100.0000	40.0000	20.0000
3.932	TCMX SURR	77.9733	2344206.99	194.9332	77.9733	31.1893	15.5947
4.769	1016-1	592.8425	421971.13	1482.1064	592.8425	237.1370	118.5685
5.501	1016-2	546.8904	489470.99	1367.2260	546.8904	218.7562	109.3781
5.858	1016-3	601.9164	568523.64	1504.7909	601.9164	240.7665	120.3833
6.800	1016-4	607.1855	524587.32	1517.9637	607.1855	242.8742	121.4371
7.732	1016-5	667.6024	368826.31	1669.0061	667.6024	267.0410	133.5205
9.812	1260-1	563.5331	897052.79	1408.8328	563.5331	225.4132	112.7066
10.384	1260-2	688.5416	1430393.42	1721.3540	688.5416	275.4166	137.7083
10.881	1260-3	620.3236	1436692.13	1550.8091	620.3236	248.1295	124.0647
11.090	1260-4	593.6696	976403.93	1484.1740	593.6696	237.4678	118.7339
11.481	1260-5	616.5709	965414.45	1541.4273	616.5709	246.6284	123.3142
14.713	DCBP SURR	83.6382	2550448.14	209.0955	83.6382	33.4553	16.7276
		6360.6876	15146803.12				

Client Id: Initial Calibration

Software Version: 4.1<1L22>
Date: 4/6/2017 09:18 AM
Sample Name : mix 600;11p
Data File : E:\TC2017\ECD3\04-APR\405B016.RAW Date: 4/5/2017 06:46 PM
Sequence File: E:\TC2017\ECD3\04-APR\PCB.SEQ Cycle: 83 Channel : B
Instrument : AUTO_ECD3 Rack/Vial: 0/8 Operator:
Sample Amount : 1.0000 Dilution Factor : 1.00

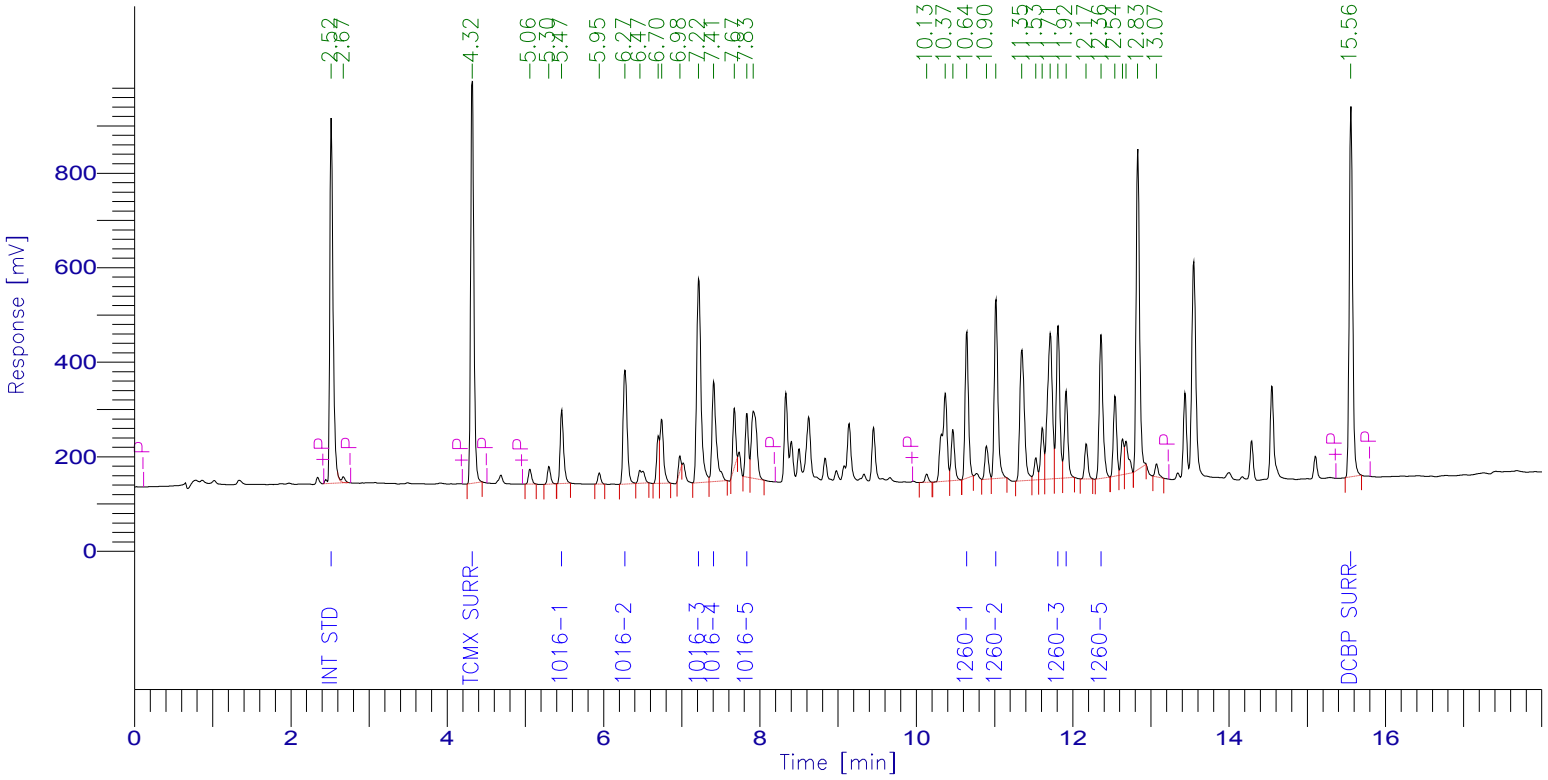

PCB Report

Time [min]	Component Name	Raw Amount	Area [µV·s]	Surrogate SM/WM	Surrogate QC / SL	Spike Rec Soils (%)	Spike Rec Water (%)
2.518	Int Std	100.0000	2269545.33	250.0000	100.0000	40.0000	20.0000
4.322	TCMX SURR	77.0150	2448932.36	192.5376	77.0150	30.8060	15.4030
5.465	1016-1	587.9147	473368.92	1469.7867	587.9147	235.1659	117.5829
6.274	1016-2	574.1435	853575.98	1435.3587	574.1435	229.6574	114.8287
7.217	1016-3	558.2636	1661033.80	1395.6591	558.2636	223.3055	111.6527
7.409	1016-4	630.9249	812124.64	1577.3123	630.9249	252.3700	126.1850
7.832	1016-5	543.7273	382569.78	1359.3182	543.7273	217.4909	108.7455
10.644	1260-1	531.1574	934307.79	1327.8935	531.1574	212.4630	106.2315
11.017	1260-2	553.0113	1214964.88	1382.5283	553.0113	221.2045	110.6023
11.811	1260-3	586.2709	1033133.16	1465.6773	586.2709	234.5084	117.2542
11.915	1260-4	602.3568	561162.65	1505.8920	602.3568	240.9427	120.4714
12.360	1260-5	571.1157	1000049.01	1427.7893	571.1157	228.4463	114.2231
15.556	DCBP SURR	81.3991	2368741.48	203.4978	81.3991	32.5596	16.2798
		5997.3003	16013509.79				

Client Id: Initial Calibration

Software Version: 4.1<1L22>
Date: 4/6/2017 09:18 AM
Sample Name : mix 400;11d
Data File : E:\TC2017\ECD3\04-APR\405A017.RAW Date: 4/5/2017 07:10 PM
Sequence File: E:\TC2017\ECD3\04-APR\PCB.SEQ Cycle: 84 Channel : A
Instrument : AUTO_ECD3 Rack/Vial: 0/9 Operator:
Sample Amount : 1.0000 Dilution Factor : 1.00

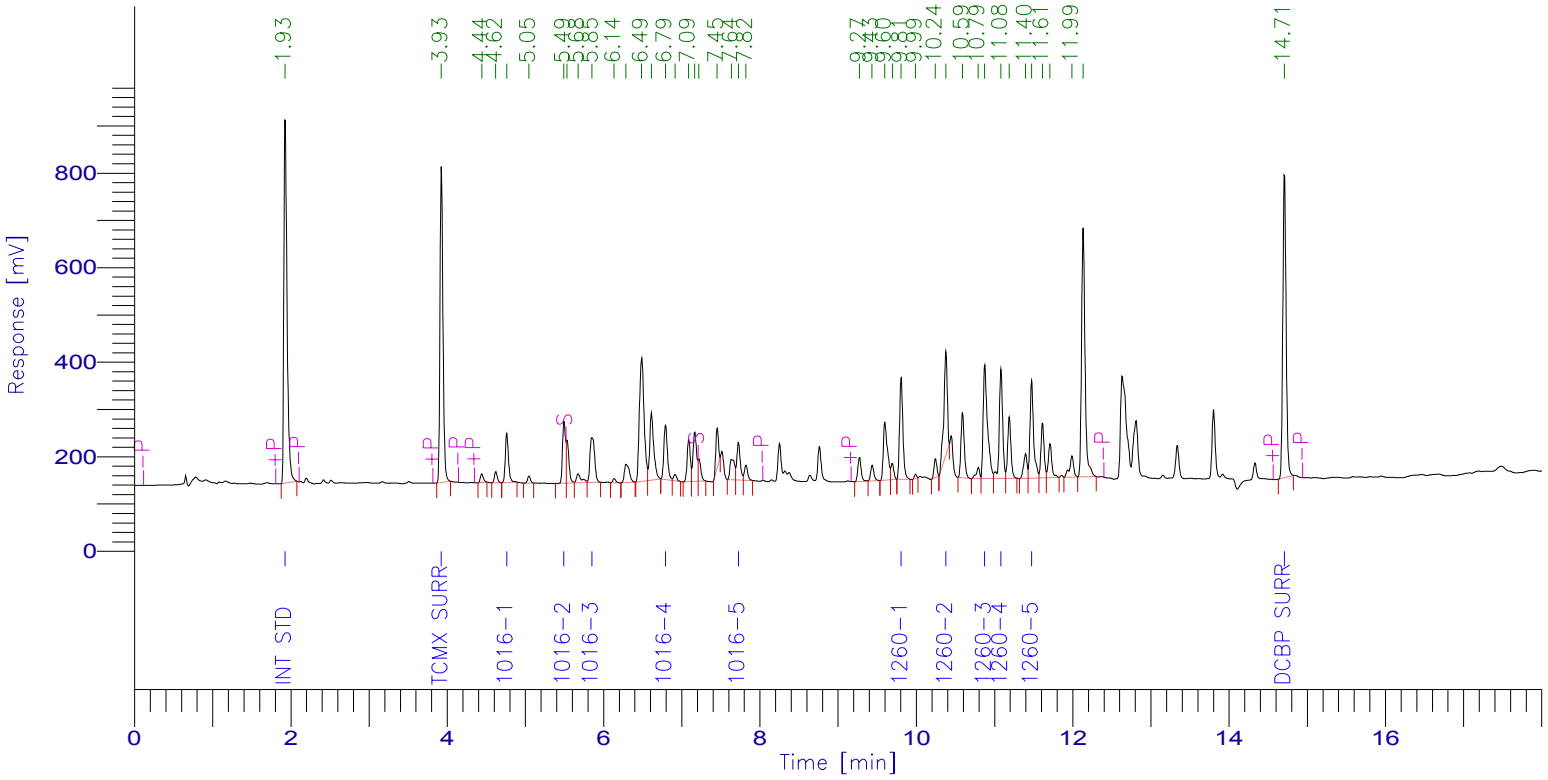

PCB Report

Time [min]	Component Name	Raw Amount	Area [µV·s]	Surrogate SM/WM	Surrogate QC / SL	Spike Rec Soils (%)	Spike Rec Water (%)
1.928	Int Std	100.0000	2188482.14	250.0000	100.0000	40.0000	20.0000
3.927	TCMX SURR	57.8756	1752534.49	144.6890	57.8756	23.1502	11.5751
4.763	1016-1	411.3926	294931.21	1028.4815	411.3926	164.5570	82.2785
5.494	1016-2	418.6781	377422.47	1046.6952	418.6781	167.4712	83.7356
5.851	1016-3	413.3472	393231.49	1033.3681	413.3472	165.3389	82.6694
6.793	1016-4	415.9258	361937.14	1039.8145	415.9258	166.3703	83.1852
7.725	1016-5	431.0053	239832.18	1077.5132	431.0053	172.4021	86.2011
9.805	1260-1	396.1900	635218.28	990.4751	396.1900	158.4760	79.2380
10.377	1260-2	329.2666	688959.88	823.1666	329.2666	131.7067	65.8533
10.874	1260-3	396.1029	924004.97	990.2573	396.1029	158.4412	79.2206
11.082	1260-4	422.1028	699236.13	1055.2571	422.1028	168.8411	84.4206
11.474	1260-5	420.7910	663617.92	1051.9775	420.7910	168.3164	84.1582
14.706	DCBP SURR	61.3655	1884763.77	153.4138	61.3655	24.5462	12.2731
		4274.0435	11104172.08				

Client Id: Initial Calibration

Software Version: 4.1<1L22>
Date: 4/6/2017 09:18 AM
Sample Name : mix 400;11d
Data File : E:\TC2017\ECD3\04-APR\405B017.RAW Date: 4/5/2017 07:10 PM
Sequence File: E:\TC2017\ECD3\04-APR\PCB.SEQ Cycle: 84 Channel : B
Instrument : AUTO_ECD3 Rack/Vial: 0/9 Operator:
Sample Amount : 1.0000 Dilution Factor : 1.00

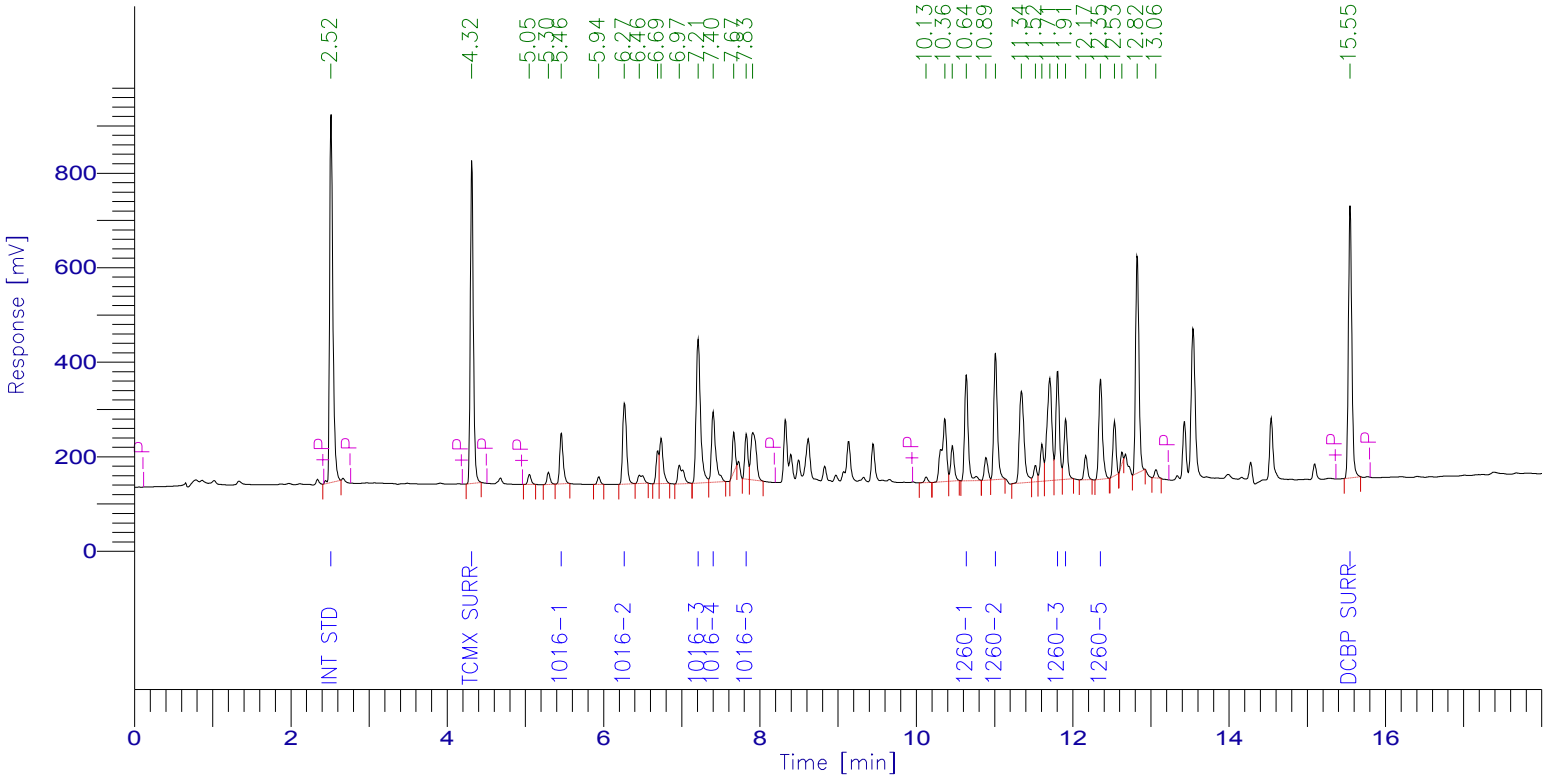

PCB Report

Time [min]	Component Name	Raw Amount	Area [µV·s]	Surrogate SM/WM	Surrogate QC / SL	Spike Rec Soils (%)	Spike Rec Water (%)
2.515	Int Std	100.0000	2245488.94	250.0000	100.0000	40.0000	20.0000
4.315	TCMX SURR	58.3617	1836121.48	145.9043	58.3617	23.3447	11.6723
5.459	1016-1	410.5891	327088.25	1026.4728	410.5891	164.2357	82.1178
6.267	1016-2	407.0340	598720.98	1017.5849	407.0340	162.8136	81.4068
7.210	1016-3	403.5012	1187834.63	1008.7529	403.5012	161.4005	80.7002
7.402	1016-4	439.5803	559828.86	1098.9508	439.5803	175.8321	87.9161
7.825	1016-5	392.7117	273385.45	981.7791	392.7117	157.0847	78.5423
10.638	1260-1	415.1635	722533.44	1037.9088	415.1635	166.0654	83.0327
11.011	1260-2	392.1477	852415.74	980.3693	392.1477	156.8591	78.4295
11.806	1260-3	416.2044	725665.76	1040.5109	416.2044	166.4817	83.2409
11.909	1260-4	417.4144	384746.23	1043.5359	417.4144	166.9657	83.4829
12.354	1260-5	399.3227	691820.24	998.3068	399.3227	159.7291	79.8645
15.545	DCBP SURR	60.7050	1747811.91	151.7626	60.7050	24.2820	12.1410
		4312.7356	12153461.91				

Client Id: Initial Calibration

Software Version: 4.1<1L22>
Date: 4/6/2017 09:18 AM
Sample Name : mix 200;11e
Data File : E:\TC2017\ECD3\04-APR\405A018.RAW Date: 4/5/2017 07:33 PM
Sequence File: E:\TC2017\ECD3\04-APR\PCB.SEQ Cycle: 85 Channel : A
Instrument : AUTO_ECD3 Rack/Vial: 0/10 Operator:
Sample Amount : 1.0000 Dilution Factor : 1.00

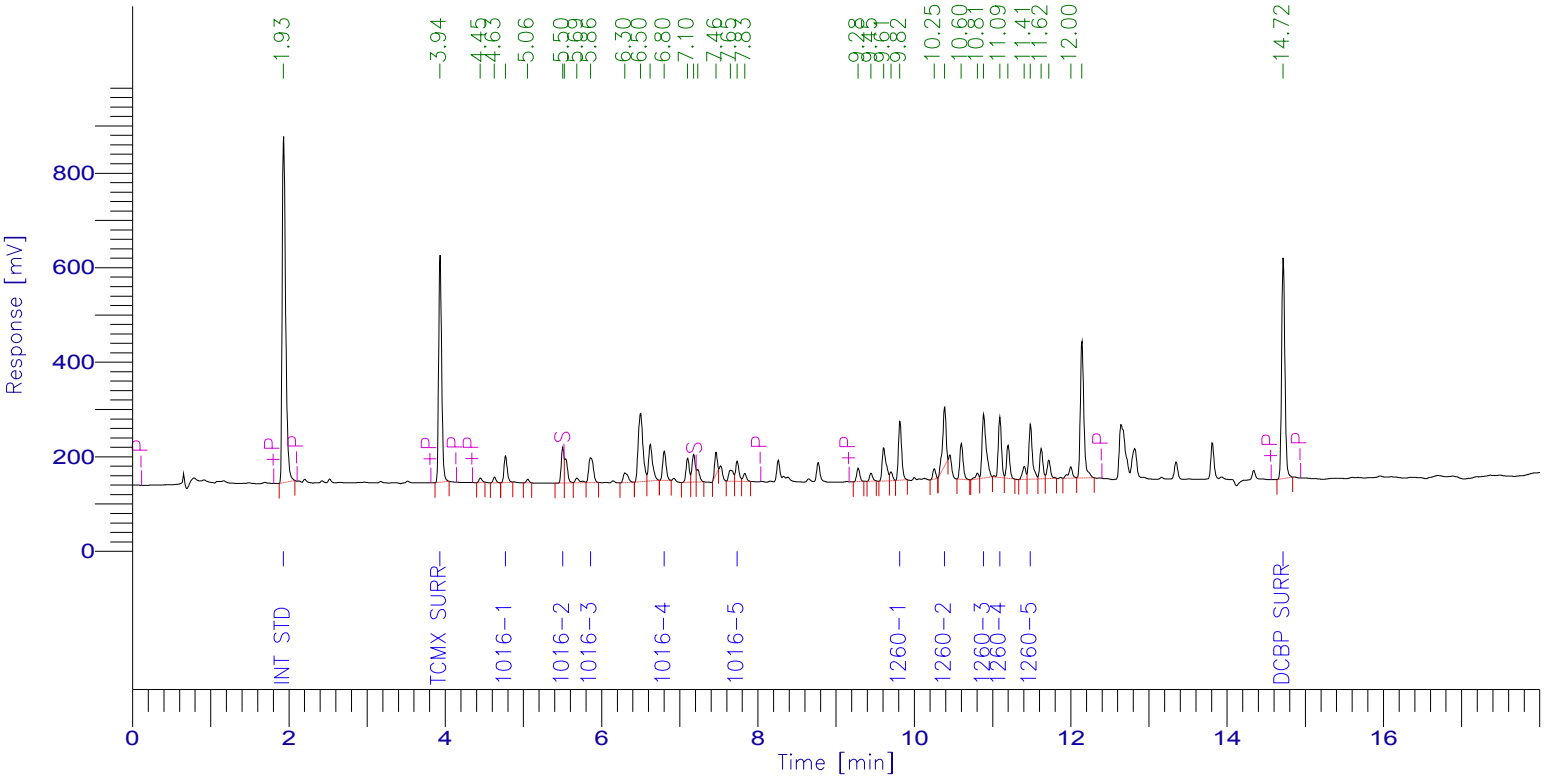

PCB Report

Time [min]	Component Name	Raw Amount	Area [µV·s]	Surrogate SM/WM	Surrogate QC / SL	Spike Rec Soils (%)	Spike Rec Water (%)
1.934	Int Std	100.0000	2267509.87	250.0000	100.0000	40.0000	20.0000
3.936	TCMX SURR	40.4134	1267950.45	101.0334	40.4134	16.1654	8.0827
4.773	1016-1	212.1167	157559.73	530.2917	212.1167	84.8467	42.4233
5.504	1016-2	198.3045	185219.35	495.7613	198.3045	79.3218	39.6609
5.859	1016-3	217.8522	214734.29	544.6305	217.8522	87.1409	43.5704
6.803	1016-4	205.4907	185274.53	513.7268	205.4907	82.1963	41.0981
7.735	1016-5	216.3365	124727.12	540.8413	216.3365	86.5346	43.2673
9.815	1260-1	216.5191	359684.63	541.2978	216.5191	86.6076	43.3038
10.387	1260-2	179.5949	389355.48	448.9872	179.5949	71.8379	35.9190
10.886	1260-3	203.8903	492798.07	509.7257	203.8903	81.5561	40.7781
11.093	1260-4	206.4062	354270.13	516.0155	206.4062	82.5625	41.2812
11.485	1260-5	224.6208	367035.26	561.5520	224.6208	89.8483	44.9242
14.716	DCBP SURR	42.6456	1357104.68	106.6141	42.6456	17.0583	8.5291
		2264.1910	7723223.59				

Client Id: Initial Calibration

Software Version: 4.1<1L22>
Date: 4/6/2017 09:18 AM
Sample Name : mix 200;11e
Data File : E:\TC2017\ECD3\04-APR\405B018.RAW Date: 4/5/2017 07:33 PM
Sequence File: E:\TC2017\ECD3\04-APR\PCB.SEQ Cycle: 85 Channel : B
Instrument : AUTO_ECD3 Rack/Vial: 0/10 Operator:
Sample Amount : 1.0000 Dilution Factor : 1.00

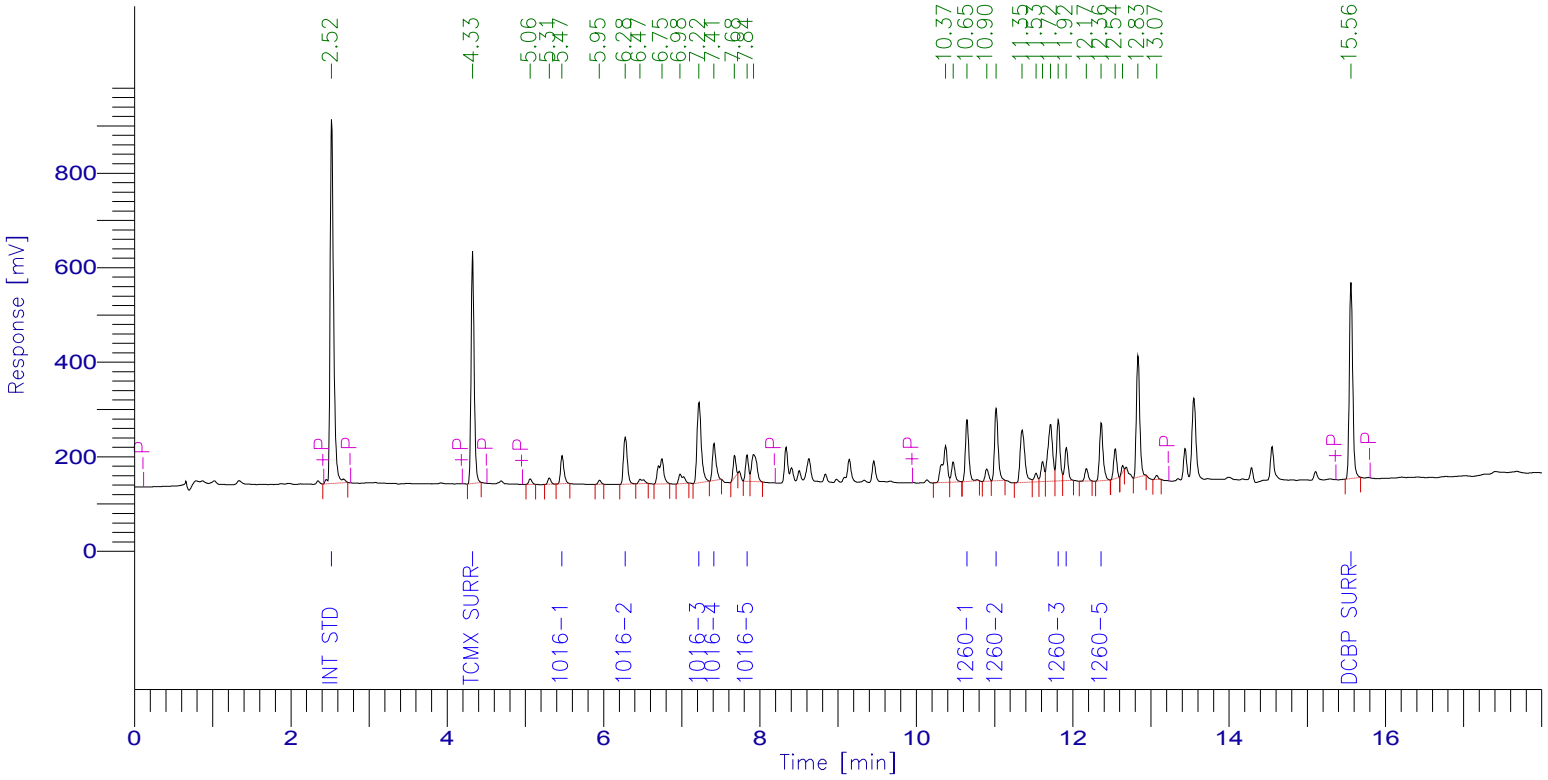

PCB Report

Time [min]	Component Name	Raw Amount	Area [µV·s]	Surrogate SM/WM	Surrogate QC / SL	Spike Rec Soils (%)	Spike Rec Water (%)
2.523	Int Std	100.0000	2390522.06	250.0000	100.0000	40.0000	20.0000
4.325	TCMX SURR	39.9173	1336954.21	99.7933	39.9173	15.9669	7.9835
5.470	1016-1	213.6206	181168.44	534.0516	213.6206	85.4483	42.7241
6.278	1016-2	216.8555	339583.09	542.1387	216.8555	86.7422	43.3711
7.221	1016-3	206.5881	647438.09	516.4702	206.5881	82.6352	41.3176
7.413	1016-4	185.1673	251051.72	462.9183	185.1673	74.0669	37.0335
7.835	1016-5	204.2783	151392.95	510.6957	204.2783	81.7113	40.8557
10.648	1260-1	214.9895	398325.19	537.4736	214.9895	85.9958	42.9979
11.020	1260-2	208.4125	482288.98	521.0312	208.4125	83.3650	41.6825
11.815	1260-3	215.3597	399738.80	538.3993	215.3597	86.1439	43.0719
11.918	1260-4	213.7339	209730.78	534.3347	213.7339	85.4935	42.7468
12.363	1260-5	210.6063	388438.72	526.5158	210.6063	84.2425	42.1213
15.557	DCBP SURR	41.0333	1257732.92	102.5833	41.0333	16.4133	8.2067
		2270.5623	8434365.95				

Client Id: Initial Calibration

Software Version: 4.1<1L22>
Date: 4/6/2017 09:18 AM
Sample Name : mix 100;11f
Data File : E:\TC2017\ECD3\04-APR\405A019.RAW Date: 4/5/2017 07:57 PM
Sequence File: E:\TC2017\ECD3\04-APR\PCB.SEQ Cycle: 86 Channel : A
Instrument : AUTO_ECD3 Rack/Vial: 0/11 Operator:
Sample Amount : 1.0000 Dilution Factor : 1.00

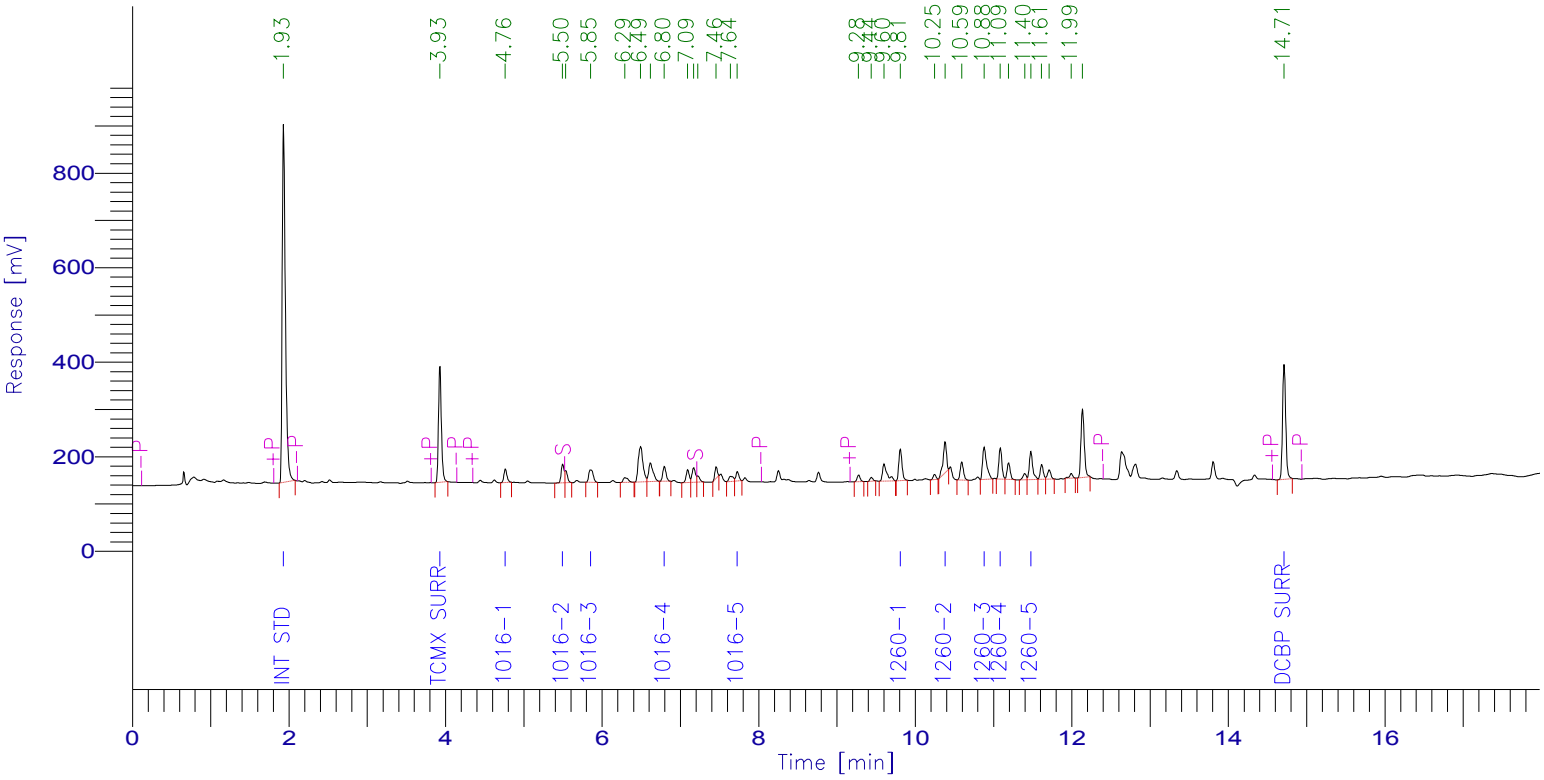

PCB Report

Time [min]	Component Name	Raw Amount	Area [µV·s]	Surrogate SM/WM	Surrogate QC / SL	Spike Rec Soils (%)	Spike Rec Water (%)
1.931	Int Std	100.0000	2184725.78	250.0000	100.0000	40.0000	20.0000
3.928	TCMX SURR	21.0843	637358.69	52.7107	21.0843	8.4337	4.2169
4.764	1016-1	110.9690	79418.17	277.4225	110.9690	44.3876	22.1938
5.496	1016-2	119.4086	107457.55	298.5214	119.4086	47.7634	23.8817
5.852	1016-3	109.6559	104140.39	274.1397	109.6559	43.8624	21.9312
6.795	1016-4	105.9616	92049.13	264.9040	105.9616	42.3846	21.1923
7.727	1016-5	95.7156	53169.38	239.2890	95.7156	38.2862	19.1431
9.809	1260-1	117.4885	188047.93	293.7211	117.4885	46.9954	23.4977
10.381	1260-2	98.0093	204723.28	245.0231	98.0093	39.2037	19.6019
10.880	1260-3	103.2647	240476.15	258.1617	103.2647	41.3059	20.6529
11.086	1260-4	108.5644	179534.03	271.4109	108.5644	43.4257	21.7129
11.476	1260-5	116.1407	182847.98	290.3519	116.1407	46.4563	23.2281
14.710	DCBP SURR	22.5060	690058.22	56.2651	22.5060	9.0024	4.5012
		1228.7685	4944006.67				

Client Id: Initial Calibration

Software Version: 4.1<1L22>
Date: 4/6/2017 09:18 AM
Sample Name : mix 100;11f
Data File : E:\TC2017\ECD3\04-APR\405B019.RAW Date: 4/5/2017 07:57 PM
Sequence File: E:\TC2017\ECD3\04-APR\PCB.SEQ Cycle: 86 Channel : B
Instrument : AUTO_ECD3 Rack/Vial: 0/11 Operator:
Sample Amount : 1.0000 Dilution Factor : 1.00

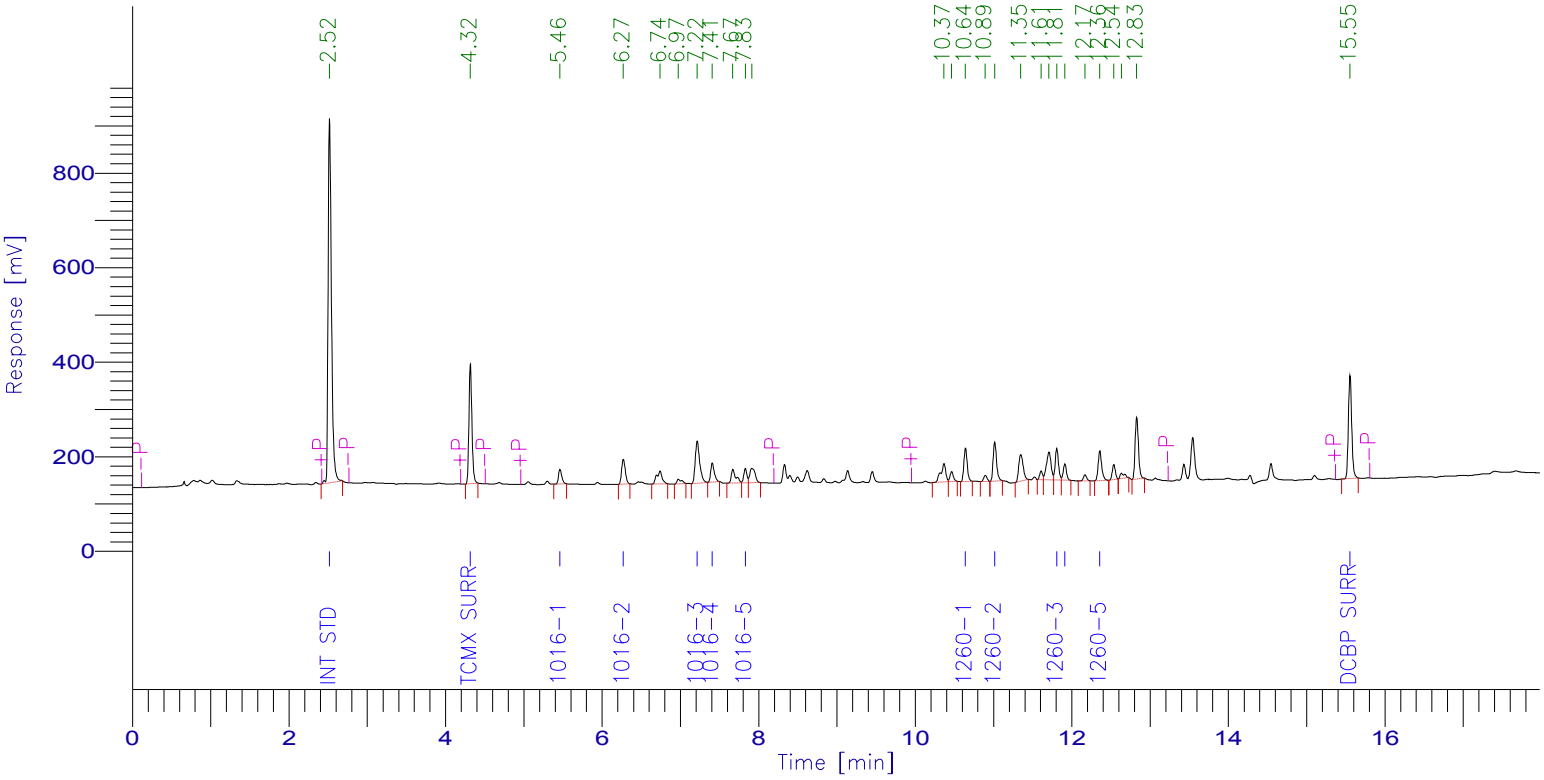

PCB Report

Time [min]	Component Name	Raw Amount	Area [µV·s]	Surrogate SM/WM	Surrogate QC / SL	Spike Rec Soils (%)	Spike Rec Water (%)
2.519	Int Std	100.0000	2264738.75	250.0000	100.0000	40.0000	20.0000
4.318	TCMX SURR	21.2573	674511.89	53.1434	21.2573	8.5029	4.2515
5.462	1016-1	113.3062	91037.10	283.2656	113.3062	45.3225	22.6612
6.271	1016-2	116.5111	172849.51	291.2776	116.5111	46.6044	23.3022
7.215	1016-3	119.4614	354687.56	298.6535	119.4614	47.7846	23.8923
7.407	1016-4	100.0315	128487.60	250.0789	100.0315	40.0126	20.0063
7.830	1016-5	122.0344	85682.31	305.0861	122.0344	48.8138	24.4069
10.641	1260-1	117.6503	206508.97	294.1257	117.6503	47.0601	23.5301
11.014	1260-2	115.1942	252545.54	287.9856	115.1942	46.0777	23.0388
11.807	1260-3	111.3243	195761.39	278.3107	111.3243	44.5297	22.2649
11.910	1260-4	105.6600	98225.62	264.1500	105.6600	42.2640	21.1320
12.357	1260-5	114.4505	199983.40	286.1261	114.4505	45.7802	22.8901
15.552	DCBP SURR	22.3875	650104.78	55.9688	22.3875	8.9550	4.4775
		1279.2688	5375124.43				

Software Version: 4.1<1L22>
Date: 4/6/2017 09:18 AM
Sample Name : mix 50;11g
Data File : E:\TC2017\ECD3\04-APR\405A020.RAW Date: 4/5/2017 08:20 PM
Sequence File: E:\TC2017\ECD3\04-APR\PCB.SEQ Cycle: 87 Channel : A
Instrument : AUTO_ECD3 Rack/Vial: 0/12 Operator:
Sample Amount : 1.0000 Dilution Factor : 1.00

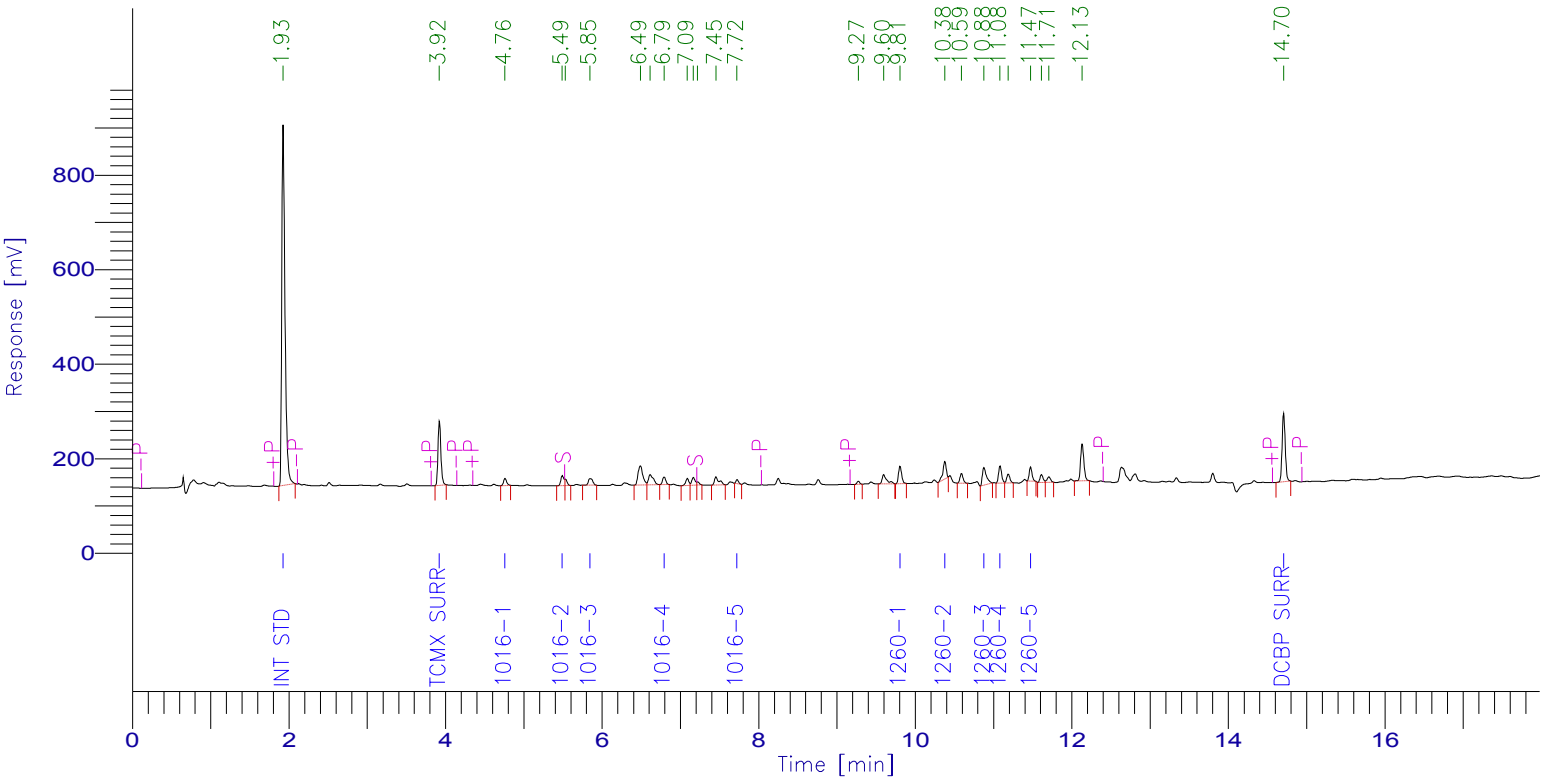

PCB Report

Time [min]	Component Name	Raw Amount	Area [µV·s]	Surrogate SM/WM	Surrogate QC / SL	Spike Rec Soils (%)	Spike Rec Water (%)
1.926	Int Std	100.0000	2205160.70	250.0000	100.0000	40.0000	20.0000
3.922	TCMX SURR	11.5054	351051.00	28.7635	11.5054	4.6022	2.3011
4.761	1016-1	57.1840	41308.15	142.9599	57.1840	22.8736	11.4368
5.491	1016-2	67.6450	61444.14	169.1125	67.6450	27.0580	13.5290
5.847	1016-3	58.0420	55638.15	145.1049	58.0420	23.2168	11.6084
6.792	1016-4	54.7288	47987.73	136.8219	54.7288	21.8915	10.9458
7.724	1016-5	34.8295	19528.50	87.0737	34.8295	13.9318	6.9659
9.805	1260-1	63.1025	101944.40	157.7563	63.1025	25.2410	12.6205
10.377	1260-2	52.2912	110248.26	130.7279	52.2912	20.9165	10.4582
10.877	1260-3	57.7758	135803.08	144.4395	57.7758	23.1103	11.5552
11.082	1260-4	59.1153	98673.93	147.7882	59.1153	23.6461	11.8231
11.472	1260-5	48.1773	76558.07	120.4431	48.1773	19.2709	9.6355
14.704	DCBP SURR	13.0757	404665.40	32.6893	13.0757	5.2303	2.6151
		677.4723	3710011.52				

Client Id: Initial Calibration

Software Version: 4.1<1L22>
Date: 4/6/2017 09:18 AM
Sample Name : mix 50;11g
Data File : E:\TC2017\ECD3\04-APR\405B020.RAW Date: 4/5/2017 08:20 PM
Sequence File: E:\TC2017\ECD3\04-APR\PCB.SEQ Cycle: 87 Channel : B
Instrument : AUTO_ECD3 Rack/Vial: 0/12 Operator:
Sample Amount : 1.0000 Dilution Factor : 1.00

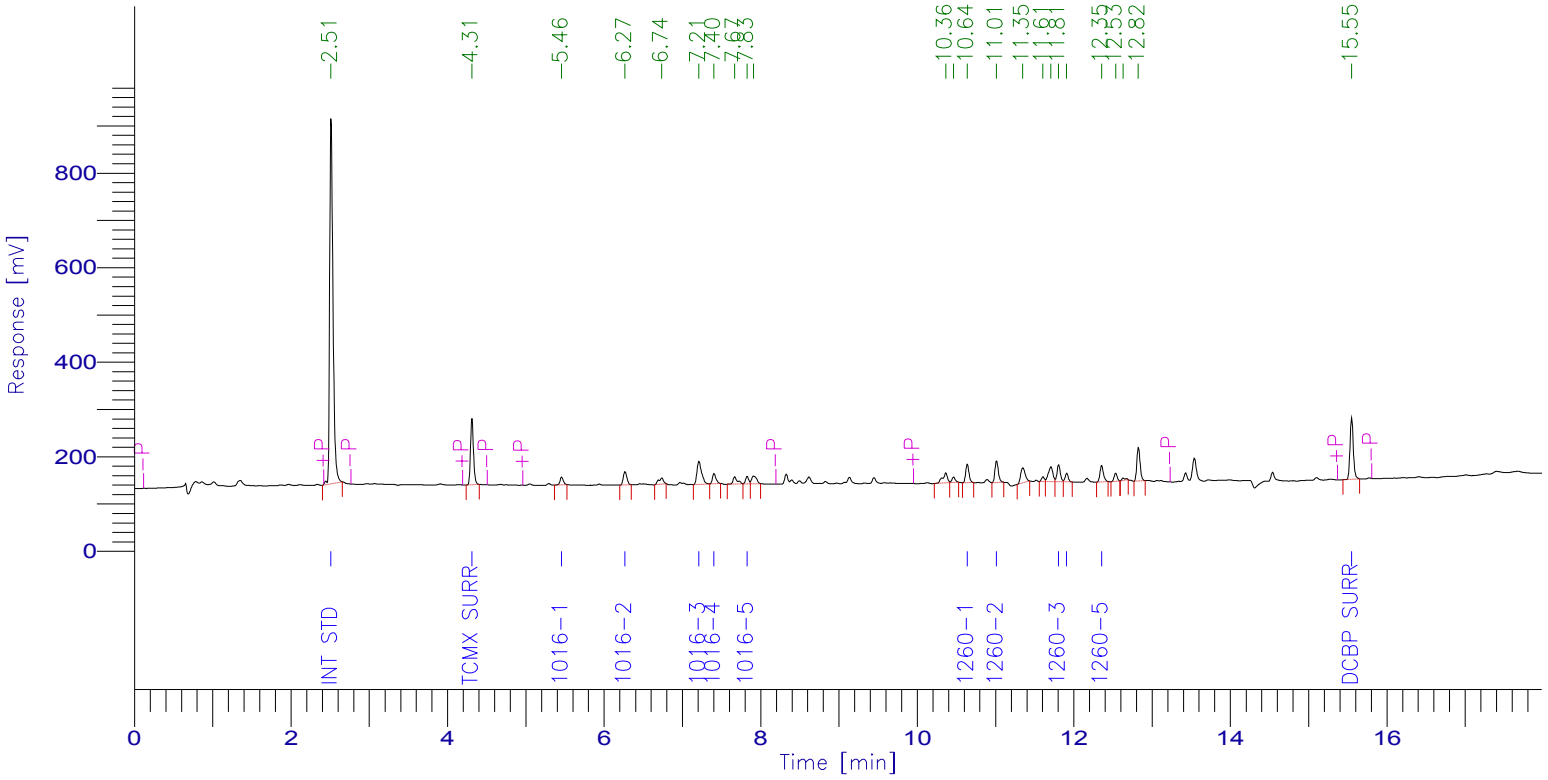

PCB Report

Time [min]	Component Name	Raw Amount	Area [µV·s]	Surrogate SM/WM	Surrogate QC / SL	Spike Rec Soils (%)	Spike Rec Water (%)
2.513	Int Std	100.0000	2272471.99	250.0000	100.0000	40.0000	20.0000
4.312	TCMX SURR	11.7074	372752.99	29.2685	11.7074	4.6830	2.3415
5.458	1016-1	58.5620	47212.97	146.4051	58.5620	23.4248	11.7124
6.267	1016-2	62.4133	92909.19	156.0333	62.4133	24.9653	12.4827
7.211	1016-3	68.1254	202958.73	170.3135	68.1254	27.2502	13.6251
7.403	1016-4	53.5159	68974.30	133.7897	53.5159	21.4064	10.7032
7.826	1016-5	64.5130	45450.26	161.2825	64.5130	25.8052	12.9026
10.638	1260-1	64.3108	113268.79	160.7770	64.3108	25.7243	12.8622
11.012	1260-2	63.3175	139287.76	158.2937	63.3175	25.3270	12.6635
11.805	1260-3	60.4693	106697.12	151.1733	60.4693	24.1877	12.0939
11.908	1260-4	53.5764	49976.80	133.9411	53.5764	21.4306	10.7153
12.354	1260-5	61.4075	107665.98	153.5188	61.4075	24.5630	12.2815
15.547	DCBP SURR	13.0196	379364.57	32.5491	13.0196	5.2079	2.6039
		734.9382	3998991.45				

6D
PCB INITIAL CALIBRATION OF SINGLE COMPONENT ANALYTES

Lab Name: Phoenix Environmental Client: NETC

Lab Code: Phoenix Case No.: SAS No.: SDG No.: GBY06958

Instrument ID: ECD6

GC Col A: RTX-440 ID: 0.32 (mm) Date(s) Analyzed: 04/06/17 04/06/17

Method File: PC406AI

COMPOUND	RT OF STANDARDS			MEAN	RT WINDOW	
	LOW 406A019	MID 406A017	HIGH 406A015	RT	FROM	TO
Aroclor 1016-1	5.82	5.82	5.82	5.82	5.77	5.87
Aroclor 1016-2	6.58	6.58	6.58	6.58	6.53	6.63
Aroclor 1016-3	6.96	6.96	6.97	6.96	6.91	7.01
Aroclor 1016-4	7.92	7.92	7.92	7.92	7.87	7.97
Aroclor 1016-5	8.59	8.59	8.59	8.59	8.54	8.64
Aroclor 1260-1	10.97	10.97	10.98	10.97	10.91	11.05
Aroclor 1260-2	11.76	11.76	11.77	11.76	11.69	11.83
Aroclor 1260-3	12.05	12.05	12.06	12.05	11.98	12.12
Aroclor 1260-4	12.26	12.26	12.27	12.26	12.19	12.33
Aroclor 1260-5	12.36	12.37	12.38	12.37	12.30	12.44
Decachlorobiphenyl	15.92	15.92	15.93	15.92	15.83	16.03
Tetrachloro-m-xylene	4.95	4.95	4.95	4.95	4.90	5.00

Retention time windows are ± 0.05 minutes for all compounds that elute before Aroclor 1260-1, ± 0.07 minutes for all other compounds, except ± 0.10 minutes for Decachlorobiphenyl.

FORM VI PCB

6D
PCB INITIAL CALIBRATION OF SINGLE COMPONENT ANALYTES

Lab Name: Phoenix Environmental Client: NETC

Lab Code: Phoenix Case No.: SAS No.: SDG No.: GBY06958

Instrument ID: ECD6

GC Col B: CLP ID: 0.32 (mm) Date(s) Analyzed: 04/06/17 04/06/17

Method File: PC406BI

COMPOUND	RT OF STANDARDS			MEAN	RT WINDOW	
	LOW 406B019	MID 406B017	HIGH 406B015	RT	FROM	TO
Aroclor 1016-1	4.97	4.97	4.97	4.97	4.92	5.02
Aroclor 1016-2	5.63	5.63	5.63	5.63	5.58	5.68
Aroclor 1016-3	6.48	6.48	6.48	6.48	6.43	6.53
Aroclor 1016-4	6.72	6.72	6.72	6.72	6.67	6.77
Aroclor 1016-5	6.83	6.83	6.83	6.83	6.78	6.88
Aroclor 1260-1	9.65	9.65	9.65	9.65	9.58	9.72
Aroclor 1260-2	10.36	10.36	10.37	10.36	10.29	10.43
Aroclor 1260-3	10.83	10.83	10.84	10.83	10.77	10.91
Aroclor 1260-4	10.91	10.91	10.92	10.91	10.85	10.99
Aroclor 1260-5	11.26	11.26	11.27	11.26	11.19	11.33
Decachlorobiphenyl	14.18	14.18	14.20	14.19	14.09	14.29
Tetrachloro-m-xylene	4.27	4.27	4.27	4.27	4.22	4.32

Retention time windows are ± 0.05 minutes for all compounds that elute before Aroclor 1260-1, ± 0.07 minutes for all other compounds, except ± 0.10 minutes for Decachlorobiphenyl.

FORM VI PCB

6E

PCB INITIAL CALIBRATION OF SINGLE COMPONENT ANALYTES (FACTORS)

Lab Name: Phoenix Environmental Client: NETC

Lab Code: Phoenix Case No.: _____ SAS No.: _____ SDG No.: GBY06958

Instr ID: ECD6 Levels: 8

GC Col A: _____ ID: _____ (mm) Analysis Dates: 04/06/17 - 04/06/17

Method File: PC406AI

CALIBRATION FACTORS

COMPOUND	Level 1 406A020	Level 2 406A019	Level 3 406A018	Level 4 406A017	Level 5 406A016	Level 6 406A015	Level 7 406A014	Level 8 406A021	MEAN	%RSD	*
Aroclor 1016-1	0.035	0.033	0.031	0.029	0.027	0.027	0.026	0.036	0.030	12.48	
Aroclor 1016-2	0.036	0.039	0.034	0.033	0.028	0.029	0.026	0.044	0.034	17.67	
Aroclor 1016-3	0.042	0.040	0.038	0.037	0.034	0.034	0.033	0.042	0.038	9.70	
Aroclor 1016-4	0.045	0.047	0.040	0.039	0.036	0.035	0.034	0.050	0.041	14.26	
Aroclor 1016-5	0.039	0.037	0.035	0.033	0.030	0.030	0.028	0.030	0.033	11.66	
Aroclor 1260-1	0.077	0.073	0.066	0.061	0.055	0.054	0.052	0.083	0.065	17.55	
Aroclor 1260-2	0.054	0.052	0.048	0.046	0.044	0.043	0.043	0.057	0.048	10.91	
Aroclor 1260-3	0.123	0.116	0.112	0.108	0.099	0.096	0.095	0.132	0.110	12.00	
Aroclor 1260-4	0.086	0.081	0.076	0.073	0.066	0.065	0.063	0.091	0.075	13.69	
Aroclor 1260-5	0.047	0.046	0.044	0.042	0.039	0.038	0.038	0.048	0.043	9.53	
Decachlorobiphenyl	1.700	1.606	1.500	1.502	1.344	1.322	1.274	1.982	1.529	15.31	
Tetrachloro-m-xylene	1.312	1.254	1.183	1.204	1.095	1.081	1.060	1.471	1.208	11.44	

%RSD must be less than or equal 20.0% for all compounds. (*) Criteria exceeded.

FORM VI PCB

6E

PCB INITIAL CALIBRATION OF SINGLE COMPONENT ANALYTES (FACTORS)

Lab Name: Phoenix Environmental Client: NETC

Lab Code: Phoenix Case No.: _____ SAS No.: _____ SDG No.: GBY06958

Instr ID: ECD6 Levels: 8

GC Col B: _____ ID: _____ (mm) Analysis Dates: 04/06/17 - 04/06/17

Method File: PC406BI

CALIBRATION FACTORS

COMPOUND	Level 1 406B020	Level 2 406B019	Level 3 406B018	Level 4 406B017	Level 5 406B016	Level 6 406B015	Level 7 406B014	Level 8 406B021	MEAN	%RSD	*
Aroclor 1016-1	0.039	0.038	0.035	0.034	0.031	0.030	0.029	0.041	0.035	12.63	
Aroclor 1016-2	0.079	0.071	0.059	0.060	0.051	0.049	0.052	0.079	0.062	19.72	
Aroclor 1016-3	0.153	0.144	0.131	0.123	0.114	0.109	0.106	0.168	0.131	16.89	
Aroclor 1016-4	0.068	0.067	0.060	0.057	0.053	0.051	0.050	0.073	0.060	14.34	
Aroclor 1016-5	0.042	0.042	0.038	0.037	0.034	0.033	0.033	0.050	0.039	15.07	
Aroclor 1260-1	0.085	0.081	0.072	0.068	0.063	0.060	0.058	0.094	0.073	17.73	
Aroclor 1260-2	0.045	0.046	0.045	0.045	0.042	0.040	0.042	0.046	0.044	5.33	
Aroclor 1260-3	0.077	0.075	0.073	0.064	0.064	0.057	0.056	0.086	0.069	15.32	
Aroclor 1260-4	0.043	0.045	0.041	0.038	0.036	0.035	0.034	0.046	0.040	11.36	
Aroclor 1260-5	0.079	0.073	0.066	0.062	0.060	0.057	0.055	0.085	0.067	16.09	
Decachlorobiphenyl	1.714	1.402	1.264	1.279	1.158	1.139	1.103	1.812	1.359	19.74	
Tetrachloro-m-xylene	1.492	1.437	1.342	1.366	1.250	1.217	1.191	1.704	1.375	12.33	

%RSD must be less than or equal 20.0% for all compounds. (*) Criteria exceeded.

FORM VI PCB

Turbochrom Method File : E:\TC2017\ECD6\04-APR\PC406AI.MTH
Created by : AM on : 4/7/2017 01:48 PM
Edited by : MH on : 4/7/2017 01:51 PM
Description :

Number of Times Edited : 5
Number of Times Calibrated : 4373

Instrument Conditions :
Au-8 PCBs

Instrument Control Method:
Instrument name : AUTO_ECD6

Channel Parameters:
Data will be collected from both channels

Channel A signal source: DetA		Channel B signal source: DetB	
Analog Output	: INT	Analog Output	: INT
Attenuation	: -5	Attenuation	: -5
Offset	: 5.0 mV	Offset	: 5.0 mV

Delay Time : 0.00 min.
Run Time : 18.00 min.
Sampling Rate : 3.1250 pts/s

Autosampler Method:

Injection Volume	: 1.0 µl	Pre-Sequence Washes	: 0
Injection Speed	: NORM	Sample Washes	: 2
Viscosity Delay	: 0	Sample Pumps	: 4
Waste Vial	: 1	Solvent A Washes	: 4

Carriers Parameters:
Carrier A control : NONE
Initial Setpoint : 0 Initial Hold : 0.00 min

Carrier B control : Press - PSIG
Initial Setpoint : 14.0 Initial Hold : 999.00 min

Auxiliary Pneumatic 1 :
Auxiliary Pneumatic 1 setpoint : 0
Auxiliary Pneumatic 2 :
Auxiliary Pneumatic 2 setpoint : 0
Auxiliary Pneumatic 3 :
Auxiliary Pneumatic 3 setpoint : 0
Auxiliary Pneumatic 4 :
Auxiliary Pneumatic 4 setpoint : 0

Valve configuration and settings:

Valve 1	: NONE	Valve 2	: NONE
Valve 3	: NONE	Valve 4	: NONE
Valve 5	: NONE	Valve 6	: NONE

Detector Parameters:

Detector A : ECD		Detector B : ECD	
Range	: 1	Range	: 1
Time Constant	: 200	Time Constant	: 200

Autozero	: OFF	Autozero	: OFF
Ref Gas Flow	: 30.0 mL/m	Ref Gas Flow	: 30.0 mL/m
MkUp Gas Flow	: 0.0 mL/m	MkUp Gas Flow	: 0.0 mL/m

Heated Zones:

Injector A :
Injector A Setpoint : OFF
Injector B :
Injector B Setpoint : 250°
Detector A : 380°
Detector B : 380°
Auxiliary (NONE) : 0°

Oven Program:

Cryogenics : OFF
Initial Temp : 140° Maximum Temp : 350°
Initial Hold : 1.00 min Equilibration Time : 0.5 min
Ramp 1 : 10.5 °/min to 310°, hold for 0.81 min

Total Run Time : 18.00 min

Timed Events:

There are no timed events in the method

Real Time Plot Parameters :

Channel A -- Pages: 1 Offset: 0.000 mV Scale: 1000.000 mV
Channel B -- Pages: 1 Offset: 0.000 mV Scale: 1000.000 mV

Processing Parameters :

Bunch Factor : 2 points
Noise Threshold : 500 µV
Area Threshold : 243.00 µV

Peak Separation Criteria
Width Ratio : 0.200
Valley-to-Peak Ratio : 0.010

Exponential Skim Criteria
Peak Height Ratio : 5.000
Adjusted Height Ratio : 4.000
Valley Height Ratio : 3.000

Baseline Timed Events :

Event #1 - -P at 0.200
Event #2 - +P at 2.611
Event #3 - -P at 2.908
Event #4 - +P at 4.806
Event #5 - -P at 5.215
Event #6 - +P at 5.404
Event #7 - S at 6.615
Event #8 - -P at 9.152
Event #9 - +P at 10.345
Event #10 - -P at 13.608
Event #11 - +P at 15.772
Event #12 - -P at 16.370

Annotated Replot Parameters :
No replot will be printed

Report Format files :
No report format files given

User Programs :
No user programs will be executed

Global Information :
Default Sample Volume : 1.000 uL
Quantitation Units :
Void Time : 0.000 min
Correct amounts during calibration : NO
Reject outliers during calibration : NO
An Internal Standard calibration will be used
Unknown peaks will be quantitated using a response factor of 1.000000

Component Information :
Int Std
Component Type : Single Peak Component
Retention Time : 2.737 min Search Window: 1.00 s, 1.00 %
Reference Component:
Find peak closest to expected RT in window
Internal Standard :
Use Average Calibration Factor (Area ratio / Amount ratio)
User Values:
Label :
Value 1: 0.000000
Value 2: 0.000000
Value 3: 0.000000
Value 4: 0.000000
Value 5: 0.000000
Calibration Levels:

Level Name	Amount	Area	Height	ISTD Resp.	ISTD Amt.	# Replicates
0.5	100.0000	1336159.64	559016.63	1.0000	1.0000	1
1	100.0000	1360800.61	567387.85	1.0000	1.0000	1
2	100.0000	1352875.08	545473.08	1.0000	1.0000	1
3	100.0000	1354263.89	566898.11	1.0000	1.0000	1
4	100.0000	1371589.47	586806.88	1.0000	1.0000	1
5	100.0000	1424872.37	565634.81	1.0000	1.0000	1
6	100.0000	1337011.41	530070.91	1.0000	1.0000	1
7	100.0000	1363845.54	584169.51	1.0000	1.0000	1

Average Calibration Factor = 1.000000 (%RSD = 0.00)

TCMX SURR
Component Type : Single Peak Component
Retention Time : 4.960 min Search Window: 3.50 s, 1.00 %
Reference Component:
Find peak closest to expected RT in window
Internal Standard : Int Std
Use Average Calibration Factor (Area ratio / Amount ratio)
User Values:
Label :
Value 1: 0.000000
Value 2: 0.000000
Value 3: 0.000000

Value 4: 0.000000
Value 5: 0.000000

Calibration Levels:

Level Name	Amount	Area	Height	ISTD Resp.	ISTD Amt.	# Replicates
0.5	10.0000	196518.49	86506.96	0.1471	0.1000	1
1	20.0000	357182.61	153132.43	0.2625	0.2000	1
2	40.0000	678736.48	287360.34	0.5017	0.4000	1
3	60.0000	961125.30	404869.36	0.7097	0.6000	1
4	80.0000	1321645.82	556005.79	0.9636	0.8000	1
5	100.0000	1560318.86	635315.26	1.0951	1.0000	1
6	120.0000	1734233.57	693584.88	1.2971	1.2000	1
7	140.0000	2023762.21	830913.98	1.4839	1.4000	1

Average Calibration Factor = 1.207577 (%RSD = 11.44)

1016-1

Component Type : Single Peak Component
Retention Time : 5.832 min Search Window: 1.00 s, 1.00 %
Reference Component:
Find peak closest to expected RT in window
Internal Standard : Int Std
Use Average Calibration Factor (Area ratio / Amount ratio)
User Values:
Label :
Value 1: 0.000000
Value 2: 0.000000
Value 3: 0.000000
Value 4: 0.000000
Value 5: 0.000000

Calibration Levels:

Level Name	Amount	Area	Height	ISTD Resp.	ISTD Amt.	# Replicates
0.5	50.0000	24216.16	10450.24	0.0181	0.5000	1
1	100.0000	46951.90	20204.85	0.0345	1.0000	1
2	200.0000	89062.34	37740.36	0.0658	2.0000	1
3	400.0000	166906.72	69852.27	0.1232	4.0000	1
4	600.0000	242605.07	100553.14	0.1769	6.0000	1
5	800.0000	309902.76	126317.17	0.2175	8.0000	1
6	1000.0000	356309.76	144637.62	0.2665	10.0000	1
7	1200.0000	426808.20	174364.68	0.3129	12.0000	1

Average Calibration Factor = 0.030484 (%RSD = 12.48)

1016-2

Component Type : Single Peak Component
Retention Time : 6.585 min Search Window: 1.00 s, 1.00 %
Reference Component: 1016-1
Find peak closest to expected RT in window
Internal Standard : Int Std
Use Average Calibration Factor (Area ratio / Amount ratio)
User Values:
Label :
Value 1: 0.000000
Value 2: 0.000000
Value 3: 0.000000
Value 4: 0.000000
Value 5: 0.000000

Calibration Levels:

Level Name	Amount	Area	Height	ISTD Resp.	ISTD Amt.	# Replicates
0.5	50.0000	29542.16	12273.33	0.0221	0.5000	1
1	100.0000	48999.43	23325.90	0.0360	1.0000	1
2	200.0000	104943.52	43292.87	0.0776	2.0000	1
3	400.0000	181790.92	77355.73	0.1342	4.0000	1
4	600.0000	275688.77	112246.95	0.2010	6.0000	1
5	800.0000	323362.17	141279.85	0.2269	8.0000	1
6	1000.0000	392154.57	158222.42	0.2933	10.0000	1
7	1200.0000	425791.55	183444.68	0.3122	12.0000	1

Average Calibration Factor = 0.033723 (%RSD = 17.67)

1016-3

Component Type : Single Peak Component
Retention Time : 6.964 min Search Window: 1.00 s, 1.00 %
Reference Component: 1016-1
Find peak closest to expected RT in window
Internal Standard : Int Std
Use Average Calibration Factor (Area ratio / Amount ratio)
User Values:
Label :
Value 1: 0.000000
Value 2: 0.000000
Value 3: 0.000000
Value 4: 0.000000
Value 5: 0.000000
Calibration Levels:

Level Name	Amount	Area	Height	ISTD Resp.	ISTD Amt.	# Replicates
0.5	50.0000	28318.47	7869.47	0.0212	0.5000	1
1	100.0000	57656.83	16230.60	0.0424	1.0000	1
2	200.0000	107313.41	30460.65	0.0793	2.0000	1
3	400.0000	204795.72	56620.81	0.1512	4.0000	1
4	600.0000	305237.30	85336.12	0.2225	6.0000	1
5	800.0000	391480.36	108738.62	0.2747	8.0000	1
6	1000.0000	452890.58	124516.96	0.3387	10.0000	1
7	1200.0000	545160.81	149911.05	0.3997	12.0000	1

Average Calibration Factor = 0.037605 (%RSD = 9.70)

1016-4

Component Type : Single Peak Component
Retention Time : 7.929 min Search Window: 1.00 s, 1.00 %
Reference Component: 1016-1
Find peak closest to expected RT in window
Internal Standard : Int Std
Use Average Calibration Factor (Area ratio / Amount ratio)
User Values:
Label :
Value 1: 0.000000
Value 2: 0.000000
Value 3: 0.000000
Value 4: 0.000000
Value 5: 0.000000
Calibration Levels:

Level Name	Amount	Area	Height	ISTD Resp.	ISTD Amt.	# Replicates
0.5	50.0000	33255.26	13649.43	0.0249	0.5000	1
1	100.0000	61295.43	26297.92	0.0450	1.0000	1
2	200.0000	128098.34	50962.22	0.0947	2.0000	1
3	400.0000	218013.53	91486.66	0.1610	4.0000	1
4	600.0000	320352.45	133859.26	0.2336	6.0000	1
5	800.0000	411820.25	170097.15	0.2890	8.0000	1
6	1000.0000	473684.39	194312.89	0.3543	10.0000	1
7	1200.0000	561349.84	230989.40	0.4116	12.0000	1

Average Calibration Factor = 0.040899 (%RSD = 14.26)

1016-5

Component Type : Single Peak Component
Retention Time : 8.603 min Search Window: 1.00 s, 1.00 %
Reference Component: 1016-1
Find peak closest to expected RT in window
Internal Standard : Int Std
Use Average Calibration Factor (Area ratio / Amount ratio)

User Values:
Label :
Value 1: 0.000000
Value 2: 0.000000
Value 3: 0.000000
Value 4: 0.000000
Value 5: 0.000000

Calibration Levels:

Level Name	Amount	Area	Height	ISTD Resp.	ISTD Amt.	# Replicates
0.5	50.0000	20309.53	9932.25	0.0152	0.5000	1
1	100.0000	52940.72	21492.51	0.0389	1.0000	1
2	200.0000	100065.73	40654.55	0.0740	2.0000	1
3	400.0000	188717.11	74707.03	0.1394	4.0000	1
4	600.0000	272406.59	107807.52	0.1986	6.0000	1
5	800.0000	345670.82	137048.28	0.2426	8.0000	1
6	1000.0000	394876.18	155585.64	0.2953	10.0000	1
7	1200.0000	462210.22	183989.47	0.3389	12.0000	1

Average Calibration Factor = 0.032791 (%RSD = 11.66)

1260-1

Component Type : Single Peak Component
Retention Time : 10.989 min Search Window: 0.50 s, 0.50 %
Reference Component:
Find peak closest to expected RT in window
Internal Standard : Int Std
Use Average Calibration Factor (Area ratio / Amount ratio)
User Values:
Label :
Value 1: 0.000000
Value 2: 0.000000
Value 3: 0.000000
Value 4: 0.000000
Value 5: 0.000000

Calibration Levels:

Level Name	Amount	Area	Height	ISTD Resp.	ISTD Amt.	# Replicates
0.5	50.0000	55291.65	23037.29	0.0414	0.5000	1
1	100.0000	104744.37	43944.11	0.0770	1.0000	1
2	200.0000	197122.71	79665.71	0.1457	2.0000	1
3	400.0000	355676.22	141835.45	0.2626	4.0000	1
4	600.0000	501145.12	197805.42	0.3654	6.0000	1
5	800.0000	632281.09	249439.60	0.4437	8.0000	1
6	1000.0000	719179.63	283362.23	0.5379	10.0000	1
7	1200.0000	856969.54	334459.71	0.6283	12.0000	1

Average Calibration Factor = 0.065095 (%RSD = 17.55)

1260-2

Component Type : Single Peak Component
Retention Time : 11.777 min Search Window: 0.50 s, 0.50 %
Reference Component: 1260-1
Find peak closest to expected RT in window
Internal Standard : Int Std
Use Average Calibration Factor (Area ratio / Amount ratio)
User Values:
Label :
Value 1: 0.000000
Value 2: 0.000000
Value 3: 0.000000
Value 4: 0.000000
Value 5: 0.000000

Calibration Levels:

Level Name	Amount	Area	Height	ISTD Resp.	ISTD Amt.	# Replicates
0.5	50.0000	37937.11	12963.04	0.0284	0.5000	1

1	100.0000	73327.40	25331.19	0.0539	1.0000	1
2	200.0000	140513.72	48385.96	0.1039	2.0000	1
3	400.0000	259765.44	91350.29	0.1918	4.0000	1
4	600.0000	378308.52	132306.06	0.2758	6.0000	1
5	800.0000	503039.43	171229.14	0.3530	8.0000	1
6	1000.0000	579528.95	199408.55	0.4335	10.0000	1
7	1200.0000	699449.79	236588.24	0.5129	12.0000	1

Average Calibration Factor = 0.048342 (%RSD = 10.91)

1260-3

Component Type : Single Peak Component
Retention Time : 12.067 min Search Window: 0.50 s, 0.50 %
Reference Component: 1260-1
Find peak closest to expected RT in window
Internal Standard : Int Std
Use Average Calibration Factor (Area ratio / Amount ratio)
User Values:
Label :
Value 1: 0.000000
Value 2: 0.000000
Value 3: 0.000000
Value 4: 0.000000
Value 5: 0.000000
Calibration Levels:

Level Name	Amount	Area	Height	ISTD Resp.	ISTD Amt.	# Replicates
0.5	50.0000	88097.61	26544.83	0.0659	0.5000	1
1	100.0000	166775.00	51313.23	0.1226	1.0000	1
2	200.0000	312559.89	97623.38	0.2310	2.0000	1
3	400.0000	608582.78	180173.87	0.4494	4.0000	1
4	600.0000	885362.28	262681.05	0.6455	6.0000	1
5	800.0000	1129968.83	328573.07	0.7930	8.0000	1
6	1000.0000	1283544.89	378903.73	0.9600	10.0000	1
7	1200.0000	1553168.21	448378.03	1.1388	12.0000	1

Average Calibration Factor = 0.109988 (%RSD = 12.00)

1260-4

Component Type : Single Peak Component
Retention Time : 12.274 min Search Window: 0.50 s, 0.70 %
Reference Component: 1260-1
Find peak closest to expected RT in window
Internal Standard : Int Std
Use Average Calibration Factor (Area ratio / Amount ratio)
User Values:
Label :
Value 1: 0.000000
Value 2: 0.000000
Value 3: 0.000000
Value 4: 0.000000
Value 5: 0.000000
Calibration Levels:

Level Name	Amount	Area	Height	ISTD Resp.	ISTD Amt.	# Replicates
0.5	50.0000	60605.80	25604.25	0.0454	0.5000	1
1	100.0000	116463.48	48618.11	0.0856	1.0000	1
2	200.0000	220350.45	92602.45	0.1629	2.0000	1
3	400.0000	412360.61	165415.76	0.3045	4.0000	1
4	600.0000	598011.07	240290.37	0.4360	6.0000	1
5	800.0000	755567.98	302248.11	0.5303	8.0000	1
6	1000.0000	865577.57	340563.25	0.6474	10.0000	1
7	1200.0000	1026759.89	404632.31	0.7528	12.0000	1

Average Calibration Factor = 0.075036 (%RSD = 13.69)

1260-5

Component Type : Single Peak Component

Retention Time : 12.382 min Search Window: 0.50 s, 0.70 %
Reference Component: 1260-1
Find peak closest to expected RT in window
Internal Standard : Int Std
Use Average Calibration Factor (Area ratio / Amount ratio)
User Values:
Label :
Value 1: 0.000000
Value 2: 0.000000
Value 3: 0.000000
Value 4: 0.000000
Value 5: 0.000000
Calibration Levels:

Level Name	Amount	Area	Height	ISTD Resp.	ISTD Amt.	# Replicates
0.5	50.0000	31997.29	13574.17	0.0239	0.5000	1
1	100.0000	64043.83	26350.71	0.0471	1.0000	1
2	200.0000	123816.69	51082.72	0.0915	2.0000	1
3	400.0000	236278.87	94650.83	0.1745	4.0000	1
4	600.0000	346215.40	138889.55	0.2524	6.0000	1
5	800.0000	442354.99	177931.15	0.3105	8.0000	1
6	1000.0000	508382.65	201190.84	0.3802	10.0000	1
7	1200.0000	621830.63	248040.31	0.4559	12.0000	1

Average Calibration Factor = 0.042654 (%RSD = 9.53)

DCBP SURR
Component Type : Single Peak Component
Retention Time : 15.945 min Search Window: 1.00 s, 1.00 %
Reference Component:
Find peak closest to expected RT in window
Internal Standard : Int Std
Use Average Calibration Factor (Area ratio / Amount ratio)
User Values:
Label :
Value 1: 0.000000
Value 2: 0.000000
Value 3: 0.000000
Value 4: 0.000000
Value 5: 0.000000
Calibration Levels:

Level Name	Amount	Area	Height	ISTD Resp.	ISTD Amt.	# Replicates
0.5	10.0000	264815.46	105135.57	0.1982	0.1000	1
1	20.0000	462562.48	185952.73	0.3399	0.2000	1
2	40.0000	869326.94	340858.40	0.6426	0.4000	1
3	60.0000	1218716.45	472761.38	0.8999	0.6000	1
4	80.0000	1648563.56	629149.55	1.2019	0.8000	1
5	100.0000	1915481.36	737995.92	1.3443	1.0000	1
6	120.0000	2121363.17	800164.82	1.5866	1.2000	1
7	140.0000	2433127.55	820770.21	1.7840	1.4000	1

Average Calibration Factor = 1.528881 (%RSD = 15.31)

Calibration Replicate Lists:
Component: Int Std
Level : 0.5

Area	Height	Vol Adj Amt	ISTD Response	ISTD Amount	Date/Time	File
1336159.64	559016.63	100.0000	1.0000	1.0000	4/7/2017 01:51 PM	GEDIT.RS

Level : 1

Area	Height	Vol Adj Amt	ISTD Response	ISTD Amount	Date/Time	File
1360800.61	567387.85	100.0000	1.0000	1.0000	4/7/2017 01:51 PM	GEDIT.RS

Level : 2

Area	Height	Vol Adj Amt	ISTD Response	ISTD Amount	Date/Time	File
1352875.08	545473.08	100.0000	1.0000	1.0000	4/7/2017 01:51 PM	GEDIT.RS

Level : 3

Area	Height	Vol Adj Amt	ISTD Response	ISTD Amount	Date/Time	File
1354263.89	566898.11	100.0000	1.0000	1.0000	4/7/2017 01:51 PM	GEDIT.RS

Level : 4

Area	Height	Vol Adj Amt	ISTD Response	ISTD Amount	Date/Time	File
1371589.47	586806.88	100.0000	1.0000	1.0000	4/7/2017 01:51 PM	GEDIT.RS

Level : 5

Area	Height	Vol Adj Amt	ISTD Response	ISTD Amount	Date/Time	File
1424872.37	565634.81	100.0000	1.0000	1.0000	4/7/2017 01:51 PM	GEDIT.RS

Level : 6

Area	Height	Vol Adj Amt	ISTD Response	ISTD Amount	Date/Time	File
1337011.41	530070.91	100.0000	1.0000	1.0000	4/7/2017 01:51 PM	GEDIT.RS

Level : 7

Area	Height	Vol Adj Amt	ISTD Response	ISTD Amount	Date/Time	File
1363845.54	584169.51	100.0000	1.0000	1.0000	4/7/2017 01:50 PM	GEDIT.RS

Component: TCMX SURR

Level : 0.5

Area	Height	Vol Adj Amt	ISTD Response	ISTD Amount	Date/Time	File
196518.49	86506.96	10.0000	0.1471	0.1000	4/7/2017 01:51 PM	GEDIT.RS

Level : 1

Area	Height	Vol Adj Amt	ISTD Response	ISTD Amount	Date/Time	File
357182.61	153132.43	20.0000	0.2625	0.2000	4/7/2017 01:51 PM	GEDIT.RS

Level : 2

Area	Height	Vol Adj Amt	ISTD Response	ISTD Amount	Date/Time	File
678736.48	287360.34	40.0000	0.5017	0.4000	4/7/2017 01:51 PM	GEDIT.RS

Level : 3

Area	Height	Vol Adj Amt	ISTD Response	ISTD Amount	Date/Time	File
961125.30	404869.36	60.0000	0.7097	0.6000	4/7/2017 01:51 PM	GEDIT.RS

Level : 4

Area	Height	Vol Adj Amt	ISTD Response	ISTD Amount	Date/Time	File
1321645.82	556005.79	80.0000	0.9636	0.8000	4/7/2017 01:51 PM	GEDIT.RS

Level : 5

Area	Height	Vol Adj Amt	ISTD Response	ISTD Amount	Date/Time	File
1560318.86	635315.26	100.0000	1.0951	1.0000	4/7/2017 01:51 PM	GEDIT.RS

Level : 6

Area	Height	Vol Adj Amt	ISTD Response	ISTD Amount	Date/Time	File
1734233.57	693584.88	120.0000	1.2971	1.2000	4/7/2017 01:51 PM	GEDIT.RS

Level : 7

Area	Height	Vol Adj Amt	ISTD Response	ISTD Amount	Date/Time	File
2023762.21	830913.98	140.0000	1.4839	1.4000	4/7/2017 01:50 PM	GEDIT.RS

Component: 1016-1

Level : 0.5

Area	Height	Vol Adj Amt	ISTD Response	ISTD Amount	Date/Time	File
24216.16	10450.24	50.0000	0.0181	0.5000	4/7/2017 01:51 PM	GEDIT.RS

Level : 1

Area	Height	Vol Adj Amt	ISTD Response	ISTD Amount	Date/Time	File
46951.90	20204.85	100.0000	0.0345	1.0000	4/7/2017 01:51 PM	GEDIT.RS

Level : 2

Area	Height	Vol Adj Amt	ISTD Response	ISTD Amount	Date/Time	File
89062.34	37740.36	200.0000	0.0658	2.0000	4/7/2017 01:51 PM	GEDIT.RS

Level : 3

Area	Height	Vol Adj Amt	ISTD Response	ISTD Amount	Date/Time	File
166906.72	69852.27	400.0000	0.1232	4.0000	4/7/2017 01:51 PM	GEDIT.RS

Level : 4

Area	Height	Vol Adj Amt	ISTD Response	ISTD Amount	Date/Time	File
242605.07	100553.14	600.0000	0.1769	6.0000	4/7/2017 01:51 PM	GEDIT.RS

Level : 5

Area	Height	Vol Adj Amt	ISTD Response	ISTD Amount	Date/Time	File
309902.76	126317.17	800.0000	0.2175	8.0000	4/7/2017 01:51 PM	GEDIT.RS

Level : 6

Area	Height	Vol Adj Amt	ISTD Response	ISTD Amount	Date/Time	File
356309.76	144637.62	1000.0000	0.2665	10.0000	4/7/2017 01:51 PM	GEDIT.RS

Level : 7

Area	Height	Vol Adj Amt	ISTD Response	ISTD Amount	Date/Time	File
426808.20	174364.68	1200.0000	0.3129	12.0000	4/7/2017 01:50 PM	GEDIT.RS

Component: 1016-2

Level : 0.5

Area	Height	Vol Adj Amt	ISTD Response	ISTD Amount	Date/Time	File
29542.16	12273.33	50.0000	0.0221	0.5000	4/7/2017 01:51 PM	GEDIT.RS

Level : 1

Area	Height	Vol Adj Amt	ISTD Response	ISTD Amount	Date/Time	File
48999.43	23325.90	100.0000	0.0360	1.0000	4/7/2017 01:51 PM	GEDIT.RS

Level : 2

Area	Height	Vol Adj Amt	ISTD Response	ISTD Amount	Date/Time	File
104943.52	43292.87	200.0000	0.0776	2.0000	4/7/2017 01:51 PM	GEDIT.RS

Level : 3

Area	Height	Vol Adj Amt	ISTD Response	ISTD Amount	Date/Time	File
181790.92	77355.73	400.0000	0.1342	4.0000	4/7/2017 01:51 PM	GEDIT.RS

Level : 4

Area	Height	Vol Adj Amt	ISTD Response	ISTD Amount	Date/Time	File
275688.77	112246.95	600.0000	0.2010	6.0000	4/7/2017 01:51 PM	GEDIT.RS

Level : 5

Area	Height	Vol Adj Amt	ISTD Response	ISTD Amount	Date/Time	File
323362.17	141279.85	800.0000	0.2269	8.0000	4/7/2017 01:51 PM	GEDIT.RS

Level : 6

Area	Height	Vol Adj Amt	ISTD Response	ISTD Amount	Date/Time	File
392154.57	158222.42	1000.0000	0.2933	10.0000	4/7/2017 01:51 PM	GEDIT.RS

Level : 7

Area	Height	Vol Adj Amt	ISTD Response	ISTD Amount	Date/Time	File
425791.55	189444.66	1200.0000	0.3122	12.0000	4/7/2017 01:50 PM	GEDIT.RS

Component: 1016-3

Level : 0.5

Area	Height	Vol Adj Amt	ISTD Response	ISTD Amount	Date/Time	File
28318.47	7869.47	50.0000	0.0212	0.5000	4/7/2017 01:51 PM	GEDIT.RS

Level : 1

Area	Height	Vol Adj Amt	ISTD Response	ISTD Amount	Date/Time	File
57656.83	16230.60	100.0000	0.0424	1.0000	4/7/2017 01:51 PM	GEDIT.RS

Level : 2

Area	Height	Vol Adj Amt	ISTD Response	ISTD Amount	Date/Time	File
107313.41	30460.65	200.0000	0.0793	2.0000	4/7/2017 01:51 PM	GEDIT.RS

Level : 3

Area	Height	Vol Adj Amt	ISTD Response	ISTD Amount	Date/Time	File
204795.72	56620.81	400.0000	0.1512	4.0000	4/7/2017 01:51 PM	GEDIT.RS

Level : 4

Area	Height	Vol Adj Amt	ISTD Response	ISTD Amount	Date/Time	File
305237.30	85336.12	600.0000	0.2225	6.0000	4/7/2017 01:51 PM	GEDIT.RS

Level : 5

Area	Height	Vol Adj Amt	ISTD Response	ISTD Amount	Date/Time	File
391480.36	108738.62	800.0000	0.2747	8.0000	4/7/2017 01:51 PM	GEDIT.RS

Level : 6

Area	Height	Vol Adj Amt	ISTD Response	ISTD Amount	Date/Time	File
452890.58	124516.96	1000.0000	0.3387	10.0000	4/7/2017 01:51 PM	GEDIT.RS

Level : 7

Area	Height	Vol Adj Amt	ISTD Response	ISTD Amount	Date/Time	File
545160.81	149911.05	1200.0000	0.3997	12.0000	4/7/2017 01:50 PM	GEDIT.RS

Component: 1016-4

Level : 0.5

Area	Height	Vol Adj Amt	ISTD Response	ISTD Amount	Date/Time	File
33255.26	13649.43	50.0000	0.0249	0.5000	4/7/2017 01:51 PM	GEDIT.RS

Level : 1

Area	Height	Vol Adj Amt	ISTD Response	ISTD Amount	Date/Time	File
61295.43	26297.92	100.0000	0.0450	1.0000	4/7/2017 01:51 PM	GEDIT.RS

Level : 2

Area	Height	Vol Adj Amt	ISTD Response	ISTD Amount	Date/Time	File
128098.34	50962.22	200.0000	0.0947	2.0000	4/7/2017 01:51 PM	GEDIT.RS

Level : 3

Area	Height	Vol Adj Amt	ISTD Response	ISTD Amount	Date/Time	File
218013.53	91486.66	400.0000	0.1610	4.0000	4/7/2017 01:51 PM	GEDIT.RS

Level : 4

Area	Height	Vol Adj Amt	ISTD Response	ISTD Amount	Date/Time	File
320352.45	133859.26	600.0000	0.2336	6.0000	4/7/2017 01:51 PM	GEDIT.RS

Level : 5

Area	Height	Vol Adj Amt	ISTD Response	ISTD Amount	Date/Time	File
411820.25	170097.15	800.0000	0.2890	8.0000	4/7/2017 01:51 PM	GEDIT.RS

Level : 6

Area	Height	Vol Adj Amt	ISTD Response	ISTD Amount	Date/Time		File
473684.39	194312.89	1000.0000	0.3543	10.0000	4/7/2017	01:51 PM	GEDIT.RS

Level : 7

Area	Height	Vol Adj Amt	ISTD Response	ISTD Amount	Date/Time		File
561349.84	230989.40	1200.0000	0.4116	12.0000	4/7/2017	01:50 PM	GEDIT.RS

Component: 1016-5

Level : 0.5

Area	Height	Vol Adj Amt	ISTD Response	ISTD Amount	Date/Time		File
20309.53	9932.25	50.0000	0.0152	0.5000	4/7/2017	01:51 PM	GEDIT.RS

Level : 1

Area	Height	Vol Adj Amt	ISTD Response	ISTD Amount	Date/Time		File
52940.72	21492.51	100.0000	0.0389	1.0000	4/7/2017	01:51 PM	GEDIT.RS

Level : 2

Area	Height	Vol Adj Amt	ISTD Response	ISTD Amount	Date/Time		File
100065.73	40654.55	200.0000	0.0740	2.0000	4/7/2017	01:51 PM	GEDIT.RS

Level : 3

Area	Height	Vol Adj Amt	ISTD Response	ISTD Amount	Date/Time		File
188717.11	74707.03	400.0000	0.1394	4.0000	4/7/2017	01:51 PM	GEDIT.RS

Level : 4

Area	Height	Vol Adj Amt	ISTD Response	ISTD Amount	Date/Time		File
272406.59	107807.52	600.0000	0.1986	6.0000	4/7/2017	01:51 PM	GEDIT.RS

Level : 5

Area	Height	Vol Adj Amt	ISTD Response	ISTD Amount	Date/Time		File
345670.82	137048.28	800.0000	0.2426	8.0000	4/7/2017	01:51 PM	GEDIT.RS

Level : 6

Area	Height	Vol Adj Amt	ISTD Response	ISTD Amount	Date/Time		File
394876.18	155585.64	1000.0000	0.2953	10.0000	4/7/2017	01:51 PM	GEDIT.RS

Level : 7

Area	Height	Vol Adj Amt	ISTD Response	ISTD Amount	Date/Time		File
462210.22	183989.47	1200.0000	0.3389	12.0000	4/7/2017	01:50 PM	GEDIT.RS

Component: 1260-1

Level : 0.5

Area	Height	Vol Adj Amt	ISTD Response	ISTD Amount	Date/Time		File
55291.65	23037.29	50.0000	0.0414	0.5000	4/7/2017	01:51 PM	GEDIT.RS

Level : 1

Area	Height	Vol Adj Amt	ISTD Response	ISTD Amount	Date/Time	File
104744.37	43944.11	100.0000	0.0770	1.0000	4/7/2017 01:51 PM	GEDIT.RS

Level : 2

Area	Height	Vol Adj Amt	ISTD Response	ISTD Amount	Date/Time	File
197122.71	79665.71	200.0000	0.1457	2.0000	4/7/2017 01:51 PM	GEDIT.RS

Level : 3

Area	Height	Vol Adj Amt	ISTD Response	ISTD Amount	Date/Time	File
355676.22	141835.45	400.0000	0.2626	4.0000	4/7/2017 01:51 PM	GEDIT.RS

Level : 4

Area	Height	Vol Adj Amt	ISTD Response	ISTD Amount	Date/Time	File
501145.12	197805.42	600.0000	0.3654	6.0000	4/7/2017 01:51 PM	GEDIT.RS

Level : 5

Area	Height	Vol Adj Amt	ISTD Response	ISTD Amount	Date/Time	File
632281.09	249439.60	800.0000	0.4437	8.0000	4/7/2017 01:51 PM	GEDIT.RS

Level : 6

Area	Height	Vol Adj Amt	ISTD Response	ISTD Amount	Date/Time	File
719179.63	283362.23	1000.0000	0.5379	10.0000	4/7/2017 01:51 PM	GEDIT.RS

Level : 7

Area	Height	Vol Adj Amt	ISTD Response	ISTD Amount	Date/Time	File
856969.54	334459.71	1200.0000	0.6283	12.0000	4/7/2017 01:50 PM	GEDIT.RS

Component: 1260-2

Level : 0.5

Area	Height	Vol Adj Amt	ISTD Response	ISTD Amount	Date/Time	File
37937.11	12963.04	50.0000	0.0284	0.5000	4/7/2017 01:51 PM	GEDIT.RS

Level : 1

Area	Height	Vol Adj Amt	ISTD Response	ISTD Amount	Date/Time	File
73327.40	25331.19	100.0000	0.0539	1.0000	4/7/2017 01:51 PM	GEDIT.RS

Level : 2

Area	Height	Vol Adj Amt	ISTD Response	ISTD Amount	Date/Time	File
140513.72	48385.96	200.0000	0.1039	2.0000	4/7/2017 01:51 PM	GEDIT.RS

Level : 3

Area	Height	Vol Adj Amt	ISTD Response	ISTD Amount	Date/Time	File
259765.44	91350.29	400.0000	0.1918	4.0000	4/7/2017 01:51 PM	GEDIT.RS

Level : 4

Area	Height	Vol Adj Amt	ISTD Response	ISTD Amount	Date/Time		File
378308.52	132306.06	600.0000	0.2758	6.0000	4/7/2017	01:51 PM	GEDIT.RS

Level : 5

Area	Height	Vol Adj Amt	ISTD Response	ISTD Amount	Date/Time		File
503039.43	171229.14	800.0000	0.3530	8.0000	4/7/2017	01:51 PM	GEDIT.RS

Level : 6

Area	Height	Vol Adj Amt	ISTD Response	ISTD Amount	Date/Time		File
579528.95	199408.55	1000.0000	0.4335	10.0000	4/7/2017	01:51 PM	GEDIT.RS

Level : 7

Area	Height	Vol Adj Amt	ISTD Response	ISTD Amount	Date/Time		File
699449.79	236588.24	1200.0000	0.5129	12.0000	4/7/2017	01:50 PM	GEDIT.RS

Component: 1260-3

Level : 0.5

Area	Height	Vol Adj Amt	ISTD Response	ISTD Amount	Date/Time		File
88097.61	26544.83	50.0000	0.0659	0.5000	4/7/2017	01:51 PM	GEDIT.RS

Level : 1

Area	Height	Vol Adj Amt	ISTD Response	ISTD Amount	Date/Time		File
166775.00	51313.23	100.0000	0.1226	1.0000	4/7/2017	01:51 PM	GEDIT.RS

Level : 2

Area	Height	Vol Adj Amt	ISTD Response	ISTD Amount	Date/Time		File
312559.89	97623.38	200.0000	0.2310	2.0000	4/7/2017	01:51 PM	GEDIT.RS

Level : 3

Area	Height	Vol Adj Amt	ISTD Response	ISTD Amount	Date/Time		File
608582.78	180173.87	400.0000	0.4494	4.0000	4/7/2017	01:51 PM	GEDIT.RS

Level : 4

Area	Height	Vol Adj Amt	ISTD Response	ISTD Amount	Date/Time		File
885362.28	262681.05	600.0000	0.6455	6.0000	4/7/2017	01:51 PM	GEDIT.RS

Level : 5

Area	Height	Vol Adj Amt	ISTD Response	ISTD Amount	Date/Time		File
1129968.83	328573.07	800.0000	0.7930	8.0000	4/7/2017	01:51 PM	GEDIT.RS

Level : 6

Area	Height	Vol Adj Amt	ISTD Response	ISTD Amount	Date/Time		File
1283544.89	378903.73	1000.0000	0.9600	10.0000	4/7/2017	01:51 PM	GEDIT.RS

Level : 7

Area	Height	Vol Adj Amt	ISTD Response	ISTD Amount	Date/Time		File

1553168.21	448378.03	1200.0000	1.1388	12.0000	4/7/2017 01:50 PM	GEDIT.RS

Component: 1260-4

Level : 0.5

Area	Height	Vol Adj Amt	ISTD Response	ISTD Amount	Date/Time	File
60605.80	25604.25	50.0000	0.0454	0.5000	4/7/2017 01:51 PM	GEDIT.RS

Level : 1

Area	Height	Vol Adj Amt	ISTD Response	ISTD Amount	Date/Time	File
116463.48	48618.11	100.0000	0.0856	1.0000	4/7/2017 01:51 PM	GEDIT.RS

Level : 2

Area	Height	Vol Adj Amt	ISTD Response	ISTD Amount	Date/Time	File
220350.45	92602.45	200.0000	0.1629	2.0000	4/7/2017 01:51 PM	GEDIT.RS

Level : 3

Area	Height	Vol Adj Amt	ISTD Response	ISTD Amount	Date/Time	File
412360.61	165415.76	400.0000	0.3045	4.0000	4/7/2017 01:51 PM	GEDIT.RS

Level : 4

Area	Height	Vol Adj Amt	ISTD Response	ISTD Amount	Date/Time	File
598011.07	240290.37	600.0000	0.4360	6.0000	4/7/2017 01:51 PM	GEDIT.RS

Level : 5

Area	Height	Vol Adj Amt	ISTD Response	ISTD Amount	Date/Time	File
755567.98	302248.11	800.0000	0.5303	8.0000	4/7/2017 01:51 PM	GEDIT.RS

Level : 6

Area	Height	Vol Adj Amt	ISTD Response	ISTD Amount	Date/Time	File
865577.57	340563.25	1000.0000	0.6474	10.0000	4/7/2017 01:51 PM	GEDIT.RS

Level : 7

Area	Height	Vol Adj Amt	ISTD Response	ISTD Amount	Date/Time	File
1026759.89	404632.31	1200.0000	0.7528	12.0000	4/7/2017 01:50 PM	GEDIT.RS

Component: 1260-5

Level : 0.5

Area	Height	Vol Adj Amt	ISTD Response	ISTD Amount	Date/Time	File
31997.29	13574.17	50.0000	0.0239	0.5000	4/7/2017 01:51 PM	GEDIT.RS

Level : 1

Area	Height	Vol Adj Amt	ISTD Response	ISTD Amount	Date/Time	File
64043.83	26350.71	100.0000	0.0471	1.0000	4/7/2017 01:51 PM	GEDIT.RS

Level : 2

Area	Height	Vol Adj Amt	ISTD Response	ISTD Amount	Date/Time	File

Area	Height	Vol Adj Amt	ISTD Response	ISTD Amount	Date/Time		File
123816.69	51082.72	200.0000	0.0915	2.0000	4/7/2017	01:51 PM	GEDIT.RS

Level : 3

Area	Height	Vol Adj Amt	ISTD Response	ISTD Amount	Date/Time		File
236278.87	94650.83	400.0000	0.1745	4.0000	4/7/2017	01:51 PM	GEDIT.RS

Level : 4

Area	Height	Vol Adj Amt	ISTD Response	ISTD Amount	Date/Time		File
346215.40	138889.55	600.0000	0.2524	6.0000	4/7/2017	01:51 PM	GEDIT.RS

Level : 5

Area	Height	Vol Adj Amt	ISTD Response	ISTD Amount	Date/Time		File
442354.99	177931.15	800.0000	0.3105	8.0000	4/7/2017	01:51 PM	GEDIT.RS

Level : 6

Area	Height	Vol Adj Amt	ISTD Response	ISTD Amount	Date/Time		File
508382.65	201190.84	1000.0000	0.3802	10.0000	4/7/2017	01:51 PM	GEDIT.RS

Level : 7

Area	Height	Vol Adj Amt	ISTD Response	ISTD Amount	Date/Time		File
621830.63	248040.31	1200.0000	0.4559	12.0000	4/7/2017	01:50 PM	GEDIT.RS

Component: DCBP SURR

Level : 0.5

Area	Height	Vol Adj Amt	ISTD Response	ISTD Amount	Date/Time		File
264815.46	105135.57	10.0000	0.1982	0.1000	4/7/2017	01:51 PM	GEDIT.RS

Level : 1

Area	Height	Vol Adj Amt	ISTD Response	ISTD Amount	Date/Time		File
462562.48	185952.73	20.0000	0.3399	0.2000	4/7/2017	01:51 PM	GEDIT.RS

Level : 2

Area	Height	Vol Adj Amt	ISTD Response	ISTD Amount	Date/Time		File
869326.94	340858.40	40.0000	0.6426	0.4000	4/7/2017	01:51 PM	GEDIT.RS

Level : 3

Area	Height	Vol Adj Amt	ISTD Response	ISTD Amount	Date/Time		File
1218716.45	472761.38	60.0000	0.8999	0.6000	4/7/2017	01:51 PM	GEDIT.RS

Level : 4

Area	Height	Vol Adj Amt	ISTD Response	ISTD Amount	Date/Time		File
1648563.56	629149.55	80.0000	1.2019	0.8000	4/7/2017	01:51 PM	GEDIT.RS

Level : 5

Area	Height	Vol Adj Amt	ISTD Response	ISTD Amount	Date/Time		File
1915481.36	737995.92	100.0000	1.3445	1.0000	4/7/2017	01:51 PM	GEDIT.RS

Level : 6

Area	Height	Vol Adj Amt	ISTD Response	ISTD Amount	Date/Time	File
2121363.17	800164.82	120.0000	1.5866	1.2000	4/7/2017 01:51 PM	GEDIT.RS

Level : 7

Area	Height	Vol Adj Amt	ISTD Response	ISTD Amount	Date/Time	File
2433127.55	820770.21	140.0000	1.7840	1.4000	4/7/2017 01:50 PM	GEDIT.RS

Turbochrom Method File : E:\TC2017\ECD6\04-APR\PC406BI.MTH
Created by : AM on : 4/7/2017 01:51 PM
Edited by : MH on : 4/7/2017 01:54 PM
Description :

Number of Times Edited : 4
Number of Times Calibrated : 4347

Instrument Conditions :
Au-8 PCBs

Instrument Control Method:
Instrument name : AUTO_ECD6

Channel Parameters:
Data will be collected from both channels

Channel A signal source: DetA		Channel B signal source: DetB	
Analog Output	: INT	Analog Output	: INT
Attenuation	: -5	Attenuation	: -5
Offset	: 5.0 mV	Offset	: 5.0 mV

Delay Time : 0.00 min.
Run Time : 18.00 min.
Sampling Rate : 3.1250 pts/s

Autosampler Method:

Injection Volume	: 1.0 µl	Pre-Sequence Washes	: 0
Injection Speed	: NORM	Sample Washes	: 2
Viscosity Delay	: 0	Sample Pumps	: 4
Waste Vial	: 1	Solvent A Washes	: 4

Carriers Parameters:
Carrier A control : NONE
Initial Setpoint : 0 Initial Hold : 0.00 min

Carrier B control : Press - PSIG
Initial Setpoint : 14.0 Initial Hold : 999.00 min

Auxiliary Pneumatic 1 :
Auxiliary Pneumatic 1 setpoint : 0
Auxiliary Pneumatic 2 :
Auxiliary Pneumatic 2 setpoint : 0
Auxiliary Pneumatic 3 :
Auxiliary Pneumatic 3 setpoint : 0
Auxiliary Pneumatic 4 :
Auxiliary Pneumatic 4 setpoint : 0

Valve configuration and settings:

Valve 1	: NONE	Valve 2	: NONE
Valve 3	: NONE	Valve 4	: NONE
Valve 5	: NONE	Valve 6	: NONE

Detector Parameters:

Detector A : ECD		Detector B : ECD	
Range	: 1	Range	: 1
Time Constant	: 200	Time Constant	: 200

Autozero : OFF
Ref Gas Flow : 30.0 mL/m
MkUp Gas Flow : 0.0 mL/m

Autozero : OFF
Ref Gas Flow : 30.0 mL/m
MkUp Gas Flow : 0.0 mL/m

Heated Zones:

Injector A :
Injector A Setpoint : OFF
Injector B :
Injector B Setpoint : 250°
Detector A : 380°
Detector B : 380°
Auxiliary (NONE) : 0°

Oven Program:

Cryogenics : OFF
Initial Temp : 140°
Maximum Temp : 350°
Initial Hold : 1.00 min
Equilibration Time : 0.5 min
Ramp 1 : 10.5 °/min to 310°, hold for 0.81 min

Total Run Time : 18.00 min

Timed Events:

There are no timed events in the method

Real Time Plot Parameters :

Channel A -- Pages: 1 Offset: 0.000 mV Scale: 1000.000 mV
Channel B -- Pages: 1 Offset: 0.000 mV Scale: 1000.000 mV

Processing Parameters :

Bunch Factor : 2 points
Noise Threshold : 500 µV
Area Threshold : 243.00 µV

Peak Separation Criteria
Width Ratio : 0.200
Valley-to-Peak Ratio : 0.010

Exponential Skim Criteria
Peak Height Ratio : 5.000
Adjusted Height Ratio : 4.000
Valley Height Ratio : 3.000

Baseline Timed Events :

Event #1 - -P at 0.200
Event #2 - +P at 2.784
Event #3 - -P at 3.127
Event #4 - +P at 4.117
Event #5 - -P at 4.414
Event #6 - +P at 4.524
Event #7 - -P at 8.477
Event #8 - +P at 9.215
Event #9 - -P at 12.101
Event #10 - +P at 14.079
Event #11 - -P at 14.471

Annotated Replot Parameters :
No replot will be printed

Report Format files :
No report format files given

User Programs :
No user programs will be executed

Global Information :
Default Sample Volume : 1.000 uL
Quantitation Units :
Void Time : 0.000 min
Correct amounts during calibration : NO
Reject outliers during calibration : NO
An Internal Standard calibration will be used
Unknown peaks will be quantitated using a response factor of 1.000000

Component Information :
Int Std
Component Type : Single Peak Component
Retention Time : 2.957 min Search Window: 1.00 s, 1.00 %
Reference Component:
Find peak closest to expected RT in window
Internal Standard :
Use Average Calibration Factor (Area ratio / Amount ratio)
User Values:
Label :
Value 1: 0.000000
Value 2: 0.000000
Value 3: 0.000000
Value 4: 0.000000
Value 5: 0.000000
Calibration Levels:

Level Name	Amount	Area	Height	ISTD Resp.	ISTD Amt.	# Replicates
0.5	100.0000	1302151.78	535132.73	1.0000	1.0000	1
1	100.0000	1340885.58	545030.66	1.0000	1.0000	1
2	100.0000	1318933.48	521753.45	1.0000	1.0000	1
3	100.0000	1316458.12	535019.93	1.0000	1.0000	1
4	100.0000	1334193.61	553448.82	1.0000	1.0000	1
5	100.0000	1370523.95	533925.52	1.0000	1.0000	1
6	100.0000	1299865.24	502663.83	1.0000	1.0000	1
7	100.0000	1317366.83	547059.91	1.0000	1.0000	1

Average Calibration Factor = 1.000000 (%RSD = 0.00)

TCMX SURR
Component Type : Single Peak Component
Retention Time : 4.268 min Search Window: 3.50 s, 1.00 %
Reference Component:
Find peak closest to expected RT in window
Internal Standard : Int Std
Use Average Calibration Factor (Area ratio / Amount ratio)
User Values:
Label :
Value 1: 0.000000
Value 2: 0.000000
Value 3: 0.000000
Value 4: 0.000000

Value 5: 0.000000

Calibration Levels:

Level Name	Amount	Area	Height	ISTD Resp.	ISTD Amt.	# Replicates
0.5	10.0000	221908.62	94245.65	0.1704	0.1000	1
1	20.0000	400121.88	167260.92	0.2984	0.2000	1
2	40.0000	757981.71	308806.25	0.5747	0.4000	1
3	60.0000	1060085.88	437790.37	0.8053	0.6000	1
4	80.0000	1458478.63	589172.30	1.0932	0.8000	1
5	100.0000	1713502.90	666097.73	1.2503	1.0000	1
6	120.0000	1898935.80	725321.33	1.4609	1.2000	1
7	140.0000	2196689.20	871567.97	1.6675	1.4000	1

Average Calibration Factor = 1.375019 (%RSD = 12.33)

1016-1

Component Type : Single Peak Component

Retention Time : 4.969 min Search Window: 1.00 s, 1.00 %

Reference Component:

Find peak closest to expected RT in window

Internal Standard : Int Std

Use Average Calibration Factor (Area ratio / Amount ratio)

User Values:

Label :

Value 1: 0.000000

Value 2: 0.000000

Value 3: 0.000000

Value 4: 0.000000

Value 5: 0.000000

Calibration Levels:

Level Name	Amount	Area	Height	ISTD Resp.	ISTD Amt.	# Replicates
0.5	50.0000	26969.71	11612.87	0.0207	0.5000	1
1	100.0000	52047.92	22177.83	0.0388	1.0000	1
2	200.0000	99004.20	40878.89	0.0751	2.0000	1
3	400.0000	183422.75	74994.57	0.1393	4.0000	1
4	600.0000	271046.20	108738.87	0.2032	6.0000	1
5	800.0000	341290.13	133303.99	0.2490	8.0000	1
6	1000.0000	392091.67	151974.72	0.3016	10.0000	1
7	1200.0000	462539.67	181720.90	0.3511	12.0000	1

Average Calibration Factor = 0.034627 (%RSD = 12.63)

1016-2

Component Type : Single Peak Component

Retention Time : 5.631 min Search Window: 1.00 s, 1.00 %

Reference Component: 1016-1

Find peak closest to expected RT in window

Internal Standard : Int Std

Use Average Calibration Factor (Area ratio / Amount ratio)

User Values:

Label :

Value 1: 0.000000

Value 2: 0.000000

Value 3: 0.000000

Value 4: 0.000000

Value 5: 0.000000

Calibration Levels:

Level Name	Amount	Area	Height	ISTD Resp.	ISTD Amt.	# Replicates
0.5	50.0000	51158.23	17020.09	0.0393	0.5000	1
1	100.0000	105998.94	32720.58	0.0791	1.0000	1
2	200.0000	187877.27	59342.53	0.1424	2.0000	1
3	400.0000	309801.91	101909.03	0.2353	4.0000	1
4	600.0000	479489.08	149258.63	0.3594	6.0000	1
5	800.0000	559968.61	179936.16	0.4086	8.0000	1
6	1000.0000	637482.49	202277.10	0.4904	10.0000	1
7	1200.0000	815112.23	247100.35	0.6187	12.0000	1

Average Calibration Factor = 0.062407 (%RSD = 19.72)

1016-3

Component Type : Single Peak Component
Retention Time : 6.484 min Search Window: 1.00 s, 1.00 %
Reference Component: 1016-1
Find peak closest to expected RT in window
Internal Standard : Int Std
Use Average Calibration Factor (Area ratio / Amount ratio)
User Values:
Label :
Value 1: 0.000000
Value 2: 0.000000
Value 3: 0.000000
Value 4: 0.000000
Value 5: 0.000000
Calibration Levels:

Level Name	Amount	Area	Height	ISTD Resp.	ISTD Amt.	# Replicates
0.5	50.0000	109124.79	29169.04	0.0838	0.5000	1
1	100.0000	204563.33	53949.32	0.1526	1.0000	1
2	200.0000	380643.81	97984.10	0.2886	2.0000	1
3	400.0000	687203.26	175928.70	0.5220	4.0000	1
4	600.0000	988424.68	252265.41	0.7408	6.0000	1
5	800.0000	1250671.02	317807.04	0.9125	8.0000	1
6	1000.0000	1423097.25	356574.41	1.0948	10.0000	1
7	1200.0000	1672025.12	424150.10	1.2692	12.0000	1

Average Calibration Factor = 0.130970 (%RSD = 16.89)

1016-4

Component Type : Single Peak Component
Retention Time : 6.724 min Search Window: 1.00 s, 1.00 %
Reference Component: 1016-1
Find peak closest to expected RT in window
Internal Standard : Int Std
Use Average Calibration Factor (Area ratio / Amount ratio)
User Values:
Label :
Value 1: 0.000000
Value 2: 0.000000
Value 3: 0.000000
Value 4: 0.000000
Value 5: 0.000000
Calibration Levels:

Level Name	Amount	Area	Height	ISTD Resp.	ISTD Amt.	# Replicates
0.5	50.0000	47283.94	17054.66	0.0363	0.5000	1
1	100.0000	91432.44	32033.40	0.0682	1.0000	1
2	200.0000	175723.14	58773.25	0.1332	2.0000	1
3	400.0000	316416.26	106481.82	0.2404	4.0000	1
4	600.0000	458716.12	153651.49	0.3438	6.0000	1
5	800.0000	582323.05	193269.94	0.4249	8.0000	1
6	1000.0000	663388.69	216858.61	0.5104	10.0000	1
7	1200.0000	782635.95	258104.76	0.5941	12.0000	1

Average Calibration Factor = 0.059809 (%RSD = 14.34)

1016-5

Component Type : Single Peak Component
Retention Time : 6.835 min Search Window: 1.00 s, 1.00 %
Reference Component: 1016-1
Find peak closest to expected RT in window
Internal Standard : Int Std
Use Average Calibration Factor (Area ratio / Amount ratio)
User Values:

Label :
Value 1: 0.000000
Value 2: 0.000000
Value 3: 0.000000
Value 4: 0.000000
Value 5: 0.000000

Calibration Levels:

Level Name	Amount	Area	Height	ISTD Resp.	ISTD Amt.	# Replicates
0.5	50.0000	32491.51	13107.99	0.0250	0.5000	1
1	100.0000	56159.54	23601.51	0.0419	1.0000	1
2	200.0000	110823.64	44647.57	0.0840	2.0000	1
3	400.0000	198568.27	82151.81	0.1508	4.0000	1
4	600.0000	294760.77	117907.32	0.2209	6.0000	1
5	800.0000	377343.38	150936.86	0.2753	8.0000	1
6	1000.0000	432350.38	172370.69	0.3326	10.0000	1
7	1200.0000	514774.63	202472.39	0.3908	12.0000	1

Average Calibration Factor = 0.038571 (%RSD = 15.07)

1260-1

Component Type : Single Peak Component
Retention Time : 9.654 min Search Window: 0.50 s, 0.50 %
Reference Component:
Find peak closest to expected RT in window
Internal Standard : Int Std
Use Average Calibration Factor (Area ratio / Amount ratio)
User Values:
Label :
Value 1: 0.000000
Value 2: 0.000000
Value 3: 0.000000
Value 4: 0.000000
Value 5: 0.000000

Calibration Levels:

Level Name	Amount	Area	Height	ISTD Resp.	ISTD Amt.	# Replicates
0.5	50.0000	60951.19	24888.97	0.0468	0.5000	1
1	100.0000	113606.63	45487.03	0.0847	1.0000	1
2	200.0000	214748.80	83861.84	0.1628	2.0000	1
3	400.0000	381692.52	147314.65	0.2899	4.0000	1
4	600.0000	546327.38	208986.96	0.4095	6.0000	1
5	800.0000	687183.93	261427.42	0.5014	8.0000	1
6	1000.0000	777871.31	295483.42	0.5984	10.0000	1
7	1200.0000	916390.28	347670.83	0.6956	12.0000	1

Average Calibration Factor = 0.072621 (%RSD = 17.73)

1260-2

Component Type : Single Peak Component
Retention Time : 10.365 min Search Window: 0.50 s, 0.50 %
Reference Component: 1260-1
Find peak closest to expected RT in window
Internal Standard : Int Std
Use Average Calibration Factor (Area ratio / Amount ratio)
User Values:
Label :
Value 1: 0.000000
Value 2: 0.000000
Value 3: 0.000000
Value 4: 0.000000
Value 5: 0.000000

Calibration Levels:

Level Name	Amount	Area	Height	ISTD Resp.	ISTD Amt.	# Replicates
0.5	50.0000	30274.63	11597.77	0.0232	0.5000	1
1	100.0000	60794.76	23300.76	0.0453	1.0000	1

2	200.0000	122364.40	45438.78	0.0928	2.0000	1
3	400.0000	239227.39	85689.91	0.1817	4.0000	1
4	600.0000	358839.11	126422.96	0.2690	6.0000	1
5	800.0000	455833.14	161136.16	0.3326	8.0000	1
6	1000.0000	524303.36	184699.21	0.4034	10.0000	1
7	1200.0000	668578.17	227493.30	0.5075	12.0000	1

Average Calibration Factor = 0.044086 (%RSD = 5.33)

1260-3

Component Type : Single Peak Component
Retention Time : 10.837 min Search Window: 0.50 s, 0.50 %
Reference Component: 1260-1
Find peak closest to expected RT in window
Internal Standard : Int Std
Use Average Calibration Factor (Area ratio / Amount ratio)
User Values:
Label :
Value 1: 0.000000
Value 2: 0.000000
Value 3: 0.000000
Value 4: 0.000000
Value 5: 0.000000
Calibration Levels:

Level Name	Amount	Area	Height	ISTD Resp.	ISTD Amt.	# Replicates
0.5	50.0000	55969.59	22241.14	0.0430	0.5000	1
1	100.0000	103138.78	41966.40	0.0769	1.0000	1
2	200.0000	198840.25	78440.40	0.1508	2.0000	1
3	400.0000	383925.91	140587.05	0.2916	4.0000	1
4	600.0000	515446.78	201494.49	0.3863	6.0000	1
5	800.0000	699260.37	252769.84	0.5102	8.0000	1
6	1000.0000	735598.15	286990.02	0.5659	10.0000	1
7	1200.0000	883031.74	342978.58	0.6703	12.0000	1

Average Calibration Factor = 0.068973 (%RSD = 15.32)

1260-4

Component Type : Single Peak Component
Retention Time : 10.918 min Search Window: 0.50 s, 0.70 %
Reference Component: 1260-1
Find peak closest to expected RT in window
Internal Standard : Int Std
Use Average Calibration Factor (Area ratio / Amount ratio)
User Values:
Label :
Value 1: 0.000000
Value 2: 0.000000
Value 3: 0.000000
Value 4: 0.000000
Value 5: 0.000000
Calibration Levels:

Level Name	Amount	Area	Height	ISTD Resp.	ISTD Amt.	# Replicates
0.5	50.0000	30073.28	12264.97	0.0231	0.5000	1
1	100.0000	57884.72	23526.38	0.0432	1.0000	1
2	200.0000	117780.04	45373.12	0.0893	2.0000	1
3	400.0000	214742.21	83284.04	0.1631	4.0000	1
4	600.0000	307647.08	120143.42	0.2306	6.0000	1
5	800.0000	390779.01	151939.05	0.2851	8.0000	1
6	1000.0000	460198.39	175224.74	0.3540	10.0000	1
7	1200.0000	545260.03	207658.84	0.4139	12.0000	1

Average Calibration Factor = 0.039845 (%RSD = 11.36)

1260-5

Component Type : Single Peak Component
Retention Time : 11.265 min Search Window: 0.50 s, 0.70 %

Reference Component: 1260-1
Find peak closest to expected RT in window
Internal Standard : Int Std
Use Average Calibration Factor (Area ratio / Amount ratio)
User Values:
Label :
Value 1: 0.000000
Value 2: 0.000000
Value 3: 0.000000
Value 4: 0.000000
Value 5: 0.000000
Calibration Levels:

Level Name	Amount	Area	Height	ISTD Resp.	ISTD Amt.	# Replicates
0.5	50.0000	55225.59	21453.71	0.0424	0.5000	1
1	100.0000	105894.96	41022.40	0.0790	1.0000	1
2	200.0000	193630.56	76798.07	0.1468	2.0000	1
3	400.0000	349295.39	136585.13	0.2653	4.0000	1
4	600.0000	497962.14	197403.60	0.3732	6.0000	1
5	800.0000	655837.55	251517.09	0.4785	8.0000	1
6	1000.0000	743262.40	286401.40	0.5718	10.0000	1
7	1200.0000	868512.44	338929.83	0.6593	12.0000	1

Average Calibration Factor = 0.067209 (%RSD = 16.09)

DCBP SURR
Component Type : Single Peak Component
Retention Time : 14.192 min Search Window: 1.00 s, 1.00 %
Reference Component:
Find peak closest to expected RT in window
Internal Standard : Int Std
Use Average Calibration Factor (Area ratio / Amount ratio)
User Values:
Label :
Value 1: 0.000000
Value 2: 0.000000
Value 3: 0.000000
Value 4: 0.000000
Value 5: 0.000000
Calibration Levels:

Level Name	Amount	Area	Height	ISTD Resp.	ISTD Amt.	# Replicates
0.5	10.0000	236009.37	85691.33	0.1812	0.1000	1
1	20.0000	459704.15	159524.15	0.3428	0.2000	1
2	40.0000	739777.50	273224.92	0.5609	0.4000	1
3	60.0000	998204.89	381332.96	0.7583	0.6000	1
4	80.0000	1364721.12	506556.57	1.0229	0.8000	1
5	100.0000	1587072.83	587795.05	1.1580	1.0000	1
6	120.0000	1776558.99	663404.73	1.3667	1.2000	1
7	140.0000	2034361.78	761533.67	1.5443	1.4000	1

Average Calibration Factor = 1.358901 (%RSD = 19.74)

Calibration Replicate Lists:
Component: Int Std
Level : 0.5

Area	Height	Vol Adj Amt	ISTD Response	ISTD Amount	Date/Time	File
1302151.78	535132.73	100.0000	1.0000	1.0000	4/7/2017 01:54 PM	GEDIT.RS

Level : 1

Area	Height	Vol Adj Amt	ISTD Response	ISTD Amount	Date/Time	File
1340885.58	545030.66	100.0000	1.0000	1.0000	4/7/2017 01:54 PM	GEDIT.RS

Level : 2

Area	Height	Vol Adj Amt	ISTD Response	ISTD Amount	Date/Time	File
1318933.48	521753.45	100.0000	1.0000	1.0000	4/7/2017 01:54 PM	GEDIT.RS

Level : 3

Area	Height	Vol Adj Amt	ISTD Response	ISTD Amount	Date/Time	File
1316458.12	535019.93	100.0000	1.0000	1.0000	4/7/2017 01:54 PM	GEDIT.RS

Level : 4

Area	Height	Vol Adj Amt	ISTD Response	ISTD Amount	Date/Time	File
1334193.61	553448.82	100.0000	1.0000	1.0000	4/7/2017 01:53 PM	GEDIT.RS

Level : 5

Area	Height	Vol Adj Amt	ISTD Response	ISTD Amount	Date/Time	File
1370523.95	533925.52	100.0000	1.0000	1.0000	4/7/2017 01:53 PM	GEDIT.RS

Level : 6

Area	Height	Vol Adj Amt	ISTD Response	ISTD Amount	Date/Time	File
1299865.24	502663.83	100.0000	1.0000	1.0000	4/7/2017 01:53 PM	GEDIT.RS

Level : 7

Area	Height	Vol Adj Amt	ISTD Response	ISTD Amount	Date/Time	File
1317366.83	547059.91	100.0000	1.0000	1.0000	4/7/2017 01:53 PM	GEDIT.RS

Component: TCMX SURR

Level : 0.5

Area	Height	Vol Adj Amt	ISTD Response	ISTD Amount	Date/Time	File
221908.62	94245.65	10.0000	0.1704	0.1000	4/7/2017 01:54 PM	GEDIT.RS

Level : 1

Area	Height	Vol Adj Amt	ISTD Response	ISTD Amount	Date/Time	File
400121.88	167260.92	20.0000	0.2984	0.2000	4/7/2017 01:54 PM	GEDIT.RS

Level : 2

Area	Height	Vol Adj Amt	ISTD Response	ISTD Amount	Date/Time	File
757981.71	308806.25	40.0000	0.5747	0.4000	4/7/2017 01:54 PM	GEDIT.RS

Level : 3

Area	Height	Vol Adj Amt	ISTD Response	ISTD Amount	Date/Time	File
1060085.88	437790.37	60.0000	0.8053	0.6000	4/7/2017 01:54 PM	GEDIT.RS

Level : 4

Area	Height	Vol Adj Amt	ISTD Response	ISTD Amount	Date/Time	File
1458478.63	589172.30	80.0000	1.0932	0.8000	4/7/2017 01:53 PM	GEDIT.RS

Level : 5

Area	Height	Vol Adj Amt	ISTD Response	ISTD Amount	Date/Time		File
1713502.90	666097.73	100.0000	1.2503	1.0000	4/7/2017	01:53 PM	GEDIT.RS

Level : 6

Area	Height	Vol Adj Amt	ISTD Response	ISTD Amount	Date/Time		File
1898935.80	725321.33	120.0000	1.4609	1.2000	4/7/2017	01:53 PM	GEDIT.RS

Level : 7

Area	Height	Vol Adj Amt	ISTD Response	ISTD Amount	Date/Time		File
2196689.20	871567.97	140.0000	1.6675	1.4000	4/7/2017	01:53 PM	GEDIT.RS

Component: 1016-1

Level : 0.5

Area	Height	Vol Adj Amt	ISTD Response	ISTD Amount	Date/Time		File
26969.71	11612.87	50.0000	0.0207	0.5000	4/7/2017	01:54 PM	GEDIT.RS

Level : 1

Area	Height	Vol Adj Amt	ISTD Response	ISTD Amount	Date/Time		File
52047.92	22177.83	100.0000	0.0388	1.0000	4/7/2017	01:54 PM	GEDIT.RS

Level : 2

Area	Height	Vol Adj Amt	ISTD Response	ISTD Amount	Date/Time		File
99004.20	40878.89	200.0000	0.0751	2.0000	4/7/2017	01:54 PM	GEDIT.RS

Level : 3

Area	Height	Vol Adj Amt	ISTD Response	ISTD Amount	Date/Time		File
183422.75	74994.57	400.0000	0.1393	4.0000	4/7/2017	01:54 PM	GEDIT.RS

Level : 4

Area	Height	Vol Adj Amt	ISTD Response	ISTD Amount	Date/Time		File
271046.20	108738.87	600.0000	0.2032	6.0000	4/7/2017	01:53 PM	GEDIT.RS

Level : 5

Area	Height	Vol Adj Amt	ISTD Response	ISTD Amount	Date/Time		File
341290.13	133303.99	800.0000	0.2490	8.0000	4/7/2017	01:53 PM	GEDIT.RS

Level : 6

Area	Height	Vol Adj Amt	ISTD Response	ISTD Amount	Date/Time		File
392091.67	151974.72	1000.0000	0.3016	10.0000	4/7/2017	01:53 PM	GEDIT.RS

Level : 7

Area	Height	Vol Adj Amt	ISTD Response	ISTD Amount	Date/Time		File
462539.67	181720.90	1200.0000	0.3511	12.0000	4/7/2017	01:53 PM	GEDIT.RS

Component: 1016-2

Level : 0.5

Area	Height	Vol Adj Amt	ISTD Response	ISTD Amount	Date/Time	File
51158.23	17020.09	50.0000	0.0393	0.5000	4/7/2017 01:54 PM	GEDIT.RS

Level : 1

Area	Height	Vol Adj Amt	ISTD Response	ISTD Amount	Date/Time	File
105998.94	32720.58	100.0000	0.0791	1.0000	4/7/2017 01:54 PM	GEDIT.RS

Level : 2

Area	Height	Vol Adj Amt	ISTD Response	ISTD Amount	Date/Time	File
187877.27	59342.53	200.0000	0.1424	2.0000	4/7/2017 01:54 PM	GEDIT.RS

Level : 3

Area	Height	Vol Adj Amt	ISTD Response	ISTD Amount	Date/Time	File
309801.91	101909.03	400.0000	0.2353	4.0000	4/7/2017 01:54 PM	GEDIT.RS

Level : 4

Area	Height	Vol Adj Amt	ISTD Response	ISTD Amount	Date/Time	File
479489.08	149258.63	600.0000	0.3594	6.0000	4/7/2017 01:53 PM	GEDIT.RS

Level : 5

Area	Height	Vol Adj Amt	ISTD Response	ISTD Amount	Date/Time	File
559968.61	179936.16	800.0000	0.4086	8.0000	4/7/2017 01:53 PM	GEDIT.RS

Level : 6

Area	Height	Vol Adj Amt	ISTD Response	ISTD Amount	Date/Time	File
637482.49	202277.10	1000.0000	0.4904	10.0000	4/7/2017 01:53 PM	GEDIT.RS

Level : 7

Area	Height	Vol Adj Amt	ISTD Response	ISTD Amount	Date/Time	File
815112.23	247100.35	1200.0000	0.6187	12.0000	4/7/2017 01:53 PM	GEDIT.RS

Component: 1016-3

Level : 0.5

Area	Height	Vol Adj Amt	ISTD Response	ISTD Amount	Date/Time	File
109124.79	29169.04	50.0000	0.0838	0.5000	4/7/2017 01:54 PM	GEDIT.RS

Level : 1

Area	Height	Vol Adj Amt	ISTD Response	ISTD Amount	Date/Time	File
204563.33	53949.32	100.0000	0.1526	1.0000	4/7/2017 01:54 PM	GEDIT.RS

Level : 2

Area	Height	Vol Adj Amt	ISTD Response	ISTD Amount	Date/Time	File
380643.81	97984.10	200.0000	0.2886	2.0000	4/7/2017 01:54 PM	GEDIT.RS

Level : 3

Area	Height	Vol Adj Amt	ISTD Response	ISTD Amount	Date/Time	File
687203.26	175928.70	400.0000	0.5220	4.0000	4/7/2017 01:54 PM	GEDIT.RS

Level : 4

Area	Height	Vol Adj Amt	ISTD Response	ISTD Amount	Date/Time	File
988424.68	252265.41	600.0000	0.7408	6.0000	4/7/2017 01:53 PM	GEDIT.RS

Level : 5

Area	Height	Vol Adj Amt	ISTD Response	ISTD Amount	Date/Time	File
1250671.02	317807.04	800.0000	0.9125	8.0000	4/7/2017 01:53 PM	GEDIT.RS

Level : 6

Area	Height	Vol Adj Amt	ISTD Response	ISTD Amount	Date/Time	File
1423097.25	356574.41	1000.0000	1.0948	10.0000	4/7/2017 01:53 PM	GEDIT.RS

Level : 7

Area	Height	Vol Adj Amt	ISTD Response	ISTD Amount	Date/Time	File
1672025.12	424150.10	1200.0000	1.2692	12.0000	4/7/2017 01:53 PM	GEDIT.RS

Component: 1016-4

Level : 0.5

Area	Height	Vol Adj Amt	ISTD Response	ISTD Amount	Date/Time	File
47283.94	17054.66	50.0000	0.0363	0.5000	4/7/2017 01:54 PM	GEDIT.RS

Level : 1

Area	Height	Vol Adj Amt	ISTD Response	ISTD Amount	Date/Time	File
91432.44	32033.40	100.0000	0.0682	1.0000	4/7/2017 01:54 PM	GEDIT.RS

Level : 2

Area	Height	Vol Adj Amt	ISTD Response	ISTD Amount	Date/Time	File
175723.14	58773.25	200.0000	0.1332	2.0000	4/7/2017 01:54 PM	GEDIT.RS

Level : 3

Area	Height	Vol Adj Amt	ISTD Response	ISTD Amount	Date/Time	File
316416.26	106481.82	400.0000	0.2404	4.0000	4/7/2017 01:54 PM	GEDIT.RS

Level : 4

Area	Height	Vol Adj Amt	ISTD Response	ISTD Amount	Date/Time	File
458716.12	153651.49	600.0000	0.3438	6.0000	4/7/2017 01:53 PM	GEDIT.RS

Level : 5

Area	Height	Vol Adj Amt	ISTD Response	ISTD Amount	Date/Time	File
582323.05	193269.94	800.0000	0.4249	8.0000	4/7/2017 01:53 PM	GEDIT.RS

Level : 6

Area	Height	Vol Adj Amt	ISTD Response	ISTD Amount	Date/Time	File

663388.69	216858.61	1000.0000	0.5104	10.0000	4/7/2017 01:53 PM	GEDIT.RS

Level : 7

Area	Height	Vol Adj Amt	ISTD Response	ISTD Amount	Date/Time	File
782635.95	258104.76	1200.0000	0.5941	12.0000	4/7/2017 01:53 PM	GEDIT.RS

Component: 1016-5

Level : 0.5

Area	Height	Vol Adj Amt	ISTD Response	ISTD Amount	Date/Time	File
32491.51	13107.99	50.0000	0.0250	0.5000	4/7/2017 01:54 PM	GEDIT.RS

Level : 1

Area	Height	Vol Adj Amt	ISTD Response	ISTD Amount	Date/Time	File
56159.54	23601.51	100.0000	0.0419	1.0000	4/7/2017 01:54 PM	GEDIT.RS

Level : 2

Area	Height	Vol Adj Amt	ISTD Response	ISTD Amount	Date/Time	File
110823.64	44647.57	200.0000	0.0840	2.0000	4/7/2017 01:54 PM	GEDIT.RS

Level : 3

Area	Height	Vol Adj Amt	ISTD Response	ISTD Amount	Date/Time	File
198568.27	82151.81	400.0000	0.1508	4.0000	4/7/2017 01:54 PM	GEDIT.RS

Level : 4

Area	Height	Vol Adj Amt	ISTD Response	ISTD Amount	Date/Time	File
294760.77	117907.32	600.0000	0.2209	6.0000	4/7/2017 01:53 PM	GEDIT.RS

Level : 5

Area	Height	Vol Adj Amt	ISTD Response	ISTD Amount	Date/Time	File
377343.38	150936.86	800.0000	0.2753	8.0000	4/7/2017 01:53 PM	GEDIT.RS

Level : 6

Area	Height	Vol Adj Amt	ISTD Response	ISTD Amount	Date/Time	File
432350.38	172370.69	1000.0000	0.3326	10.0000	4/7/2017 01:53 PM	GEDIT.RS

Level : 7

Area	Height	Vol Adj Amt	ISTD Response	ISTD Amount	Date/Time	File
514774.63	202472.39	1200.0000	0.3908	12.0000	4/7/2017 01:53 PM	GEDIT.RS

Component: 1260-1

Level : 0.5

Area	Height	Vol Adj Amt	ISTD Response	ISTD Amount	Date/Time	File
60951.19	24888.97	50.0000	0.0468	0.5000	4/7/2017 01:54 PM	GEDIT.RS

Level : 1

Area	Height	Vol Adj Amt	ISTD Response	ISTD Amount	Date/Time	File

Area	Height	Vol Adj Amt	ISTD Response	ISTD Amount	Date/Time		File
113606.63	45487.03	100.0000	0.0847	1.0000	4/7/2017	01:54 PM	GEDIT.RS

Level : 2

Area	Height	Vol Adj Amt	ISTD Response	ISTD Amount	Date/Time		File
214748.80	83861.84	200.0000	0.1628	2.0000	4/7/2017	01:54 PM	GEDIT.RS

Level : 3

Area	Height	Vol Adj Amt	ISTD Response	ISTD Amount	Date/Time		File
381692.52	147314.65	400.0000	0.2899	4.0000	4/7/2017	01:54 PM	GEDIT.RS

Level : 4

Area	Height	Vol Adj Amt	ISTD Response	ISTD Amount	Date/Time		File
546327.38	208986.96	600.0000	0.4095	6.0000	4/7/2017	01:53 PM	GEDIT.RS

Level : 5

Area	Height	Vol Adj Amt	ISTD Response	ISTD Amount	Date/Time		File
687183.93	261427.42	800.0000	0.5014	8.0000	4/7/2017	01:53 PM	GEDIT.RS

Level : 6

Area	Height	Vol Adj Amt	ISTD Response	ISTD Amount	Date/Time		File
777871.31	295483.42	1000.0000	0.5984	10.0000	4/7/2017	01:53 PM	GEDIT.RS

Level : 7

Area	Height	Vol Adj Amt	ISTD Response	ISTD Amount	Date/Time		File
916390.28	347670.83	1200.0000	0.6956	12.0000	4/7/2017	01:53 PM	GEDIT.RS

Component: 1260-2

Level : 0.5

Area	Height	Vol Adj Amt	ISTD Response	ISTD Amount	Date/Time		File
30274.63	11597.77	50.0000	0.0232	0.5000	4/7/2017	01:54 PM	GEDIT.RS

Level : 1

Area	Height	Vol Adj Amt	ISTD Response	ISTD Amount	Date/Time		File
60794.76	23306.76	100.0000	0.0453	1.0000	4/7/2017	01:54 PM	GEDIT.RS

Level : 2

Area	Height	Vol Adj Amt	ISTD Response	ISTD Amount	Date/Time		File
122364.40	45438.78	200.0000	0.0928	2.0000	4/7/2017	01:54 PM	GEDIT.RS

Level : 3

Area	Height	Vol Adj Amt	ISTD Response	ISTD Amount	Date/Time		File
239227.39	85689.91	400.0000	0.1817	4.0000	4/7/2017	01:54 PM	GEDIT.RS

Level : 4

Area	Height	Vol Adj Amt	ISTD Response	ISTD Amount	Date/Time		File
358859.11	126422.96	600.0000	0.2690	6.0000	4/7/2017	01:53 PM	GEDIT.RS

Level : 5

Area	Height	Vol Adj Amt	ISTD Response	ISTD Amount	Date/Time	File
455833.14	161136.16	800.0000	0.3326	8.0000	4/7/2017 01:53 PM	GEDIT.RS

Level : 6

Area	Height	Vol Adj Amt	ISTD Response	ISTD Amount	Date/Time	File
524303.36	184699.21	1000.0000	0.4034	10.0000	4/7/2017 01:53 PM	GEDIT.RS

Level : 7

Area	Height	Vol Adj Amt	ISTD Response	ISTD Amount	Date/Time	File
668578.17	227493.30	1200.0000	0.5075	12.0000	4/7/2017 01:53 PM	GEDIT.RS

Component: 1260-3

Level : 0.5

Area	Height	Vol Adj Amt	ISTD Response	ISTD Amount	Date/Time	File
55969.59	22241.14	50.0000	0.0430	0.5000	4/7/2017 01:54 PM	GEDIT.RS

Level : 1

Area	Height	Vol Adj Amt	ISTD Response	ISTD Amount	Date/Time	File
103138.78	41966.40	100.0000	0.0769	1.0000	4/7/2017 01:54 PM	GEDIT.RS

Level : 2

Area	Height	Vol Adj Amt	ISTD Response	ISTD Amount	Date/Time	File
198840.25	78440.40	200.0000	0.1508	2.0000	4/7/2017 01:54 PM	GEDIT.RS

Level : 3

Area	Height	Vol Adj Amt	ISTD Response	ISTD Amount	Date/Time	File
383925.91	140587.05	400.0000	0.2916	4.0000	4/7/2017 01:54 PM	GEDIT.RS

Level : 4

Area	Height	Vol Adj Amt	ISTD Response	ISTD Amount	Date/Time	File
515446.78	201494.49	600.0000	0.3863	6.0000	4/7/2017 01:53 PM	GEDIT.RS

Level : 5

Area	Height	Vol Adj Amt	ISTD Response	ISTD Amount	Date/Time	File
699260.37	252769.84	800.0000	0.5102	8.0000	4/7/2017 01:53 PM	GEDIT.RS

Level : 6

Area	Height	Vol Adj Amt	ISTD Response	ISTD Amount	Date/Time	File
735598.15	286990.02	1000.0000	0.5659	10.0000	4/7/2017 01:53 PM	GEDIT.RS

Level : 7

Area	Height	Vol Adj Amt	ISTD Response	ISTD Amount	Date/Time	File
883031.74	342978.58	1200.0000	0.6703	12.0000	4/7/2017 01:53 PM	GEDIT.RS

Component: 1260-4

Level : 0.5

Area	Height	Vol Adj Amt	ISTD Response	ISTD Amount	Date/Time	File
30073.28	12264.97	50.0000	0.0231	0.5000	4/7/2017 01:54 PM	GEDIT.RS

Level : 1

Area	Height	Vol Adj Amt	ISTD Response	ISTD Amount	Date/Time	File
57884.72	23526.38	100.0000	0.0432	1.0000	4/7/2017 01:54 PM	GEDIT.RS

Level : 2

Area	Height	Vol Adj Amt	ISTD Response	ISTD Amount	Date/Time	File
117780.04	45373.12	200.0000	0.0893	2.0000	4/7/2017 01:54 PM	GEDIT.RS

Level : 3

Area	Height	Vol Adj Amt	ISTD Response	ISTD Amount	Date/Time	File
214742.21	83284.04	400.0000	0.1631	4.0000	4/7/2017 01:54 PM	GEDIT.RS

Level : 4

Area	Height	Vol Adj Amt	ISTD Response	ISTD Amount	Date/Time	File
307647.08	120143.42	600.0000	0.2306	6.0000	4/7/2017 01:53 PM	GEDIT.RS

Level : 5

Area	Height	Vol Adj Amt	ISTD Response	ISTD Amount	Date/Time	File
390779.01	151939.05	800.0000	0.2851	8.0000	4/7/2017 01:53 PM	GEDIT.RS

Level : 6

Area	Height	Vol Adj Amt	ISTD Response	ISTD Amount	Date/Time	File
460198.39	175224.74	1000.0000	0.3540	10.0000	4/7/2017 01:53 PM	GEDIT.RS

Level : 7

Area	Height	Vol Adj Amt	ISTD Response	ISTD Amount	Date/Time	File
545260.03	207658.84	1200.0000	0.4139	12.0000	4/7/2017 01:53 PM	GEDIT.RS

Component: 1260-5

Level : 0.5

Area	Height	Vol Adj Amt	ISTD Response	ISTD Amount	Date/Time	File
55225.59	21453.71	50.0000	0.0424	0.5000	4/7/2017 01:54 PM	GEDIT.RS

Level : 1

Area	Height	Vol Adj Amt	ISTD Response	ISTD Amount	Date/Time	File
105894.96	41022.40	100.0000	0.0790	1.0000	4/7/2017 01:54 PM	GEDIT.RS

Level : 2

Area	Height	Vol Adj Amt	ISTD Response	ISTD Amount	Date/Time	File
193680.50	76798.07	200.0000	0.1468	2.0000	4/7/2017 01:54 PM	GEDIT.RS

Level : 3

Area	Height	Vol Adj Amt	ISTD Response	ISTD Amount	Date/Time	File
349295.39	136585.13	400.0000	0.2653	4.0000	4/7/2017 01:54 PM	GEDIT.RS

Level : 4

Area	Height	Vol Adj Amt	ISTD Response	ISTD Amount	Date/Time	File
497962.14	197403.60	600.0000	0.3732	6.0000	4/7/2017 01:53 PM	GEDIT.RS

Level : 5

Area	Height	Vol Adj Amt	ISTD Response	ISTD Amount	Date/Time	File
655837.55	251517.09	800.0000	0.4785	8.0000	4/7/2017 01:53 PM	GEDIT.RS

Level : 6

Area	Height	Vol Adj Amt	ISTD Response	ISTD Amount	Date/Time	File
743262.40	286401.40	1000.0000	0.5718	10.0000	4/7/2017 01:53 PM	GEDIT.RS

Level : 7

Area	Height	Vol Adj Amt	ISTD Response	ISTD Amount	Date/Time	File
868512.44	338929.83	1200.0000	0.6593	12.0000	4/7/2017 01:53 PM	GEDIT.RS

Component: DCBP SURR

Level : 0.5

Area	Height	Vol Adj Amt	ISTD Response	ISTD Amount	Date/Time	File
236009.37	85691.33	10.0000	0.1812	0.1000	4/7/2017 01:54 PM	GEDIT.RS

Level : 1

Area	Height	Vol Adj Amt	ISTD Response	ISTD Amount	Date/Time	File
459704.15	159524.15	20.0000	0.3428	0.2000	4/7/2017 01:54 PM	GEDIT.RS

Level : 2

Area	Height	Vol Adj Amt	ISTD Response	ISTD Amount	Date/Time	File
739777.50	273224.92	40.0000	0.5609	0.4000	4/7/2017 01:54 PM	GEDIT.RS

Level : 3

Area	Height	Vol Adj Amt	ISTD Response	ISTD Amount	Date/Time	File
998204.89	381332.96	60.0000	0.7583	0.6000	4/7/2017 01:54 PM	GEDIT.RS

Level : 4

Area	Height	Vol Adj Amt	ISTD Response	ISTD Amount	Date/Time	File
1364721.12	506556.57	80.0000	1.0229	0.8000	4/7/2017 01:53 PM	GEDIT.RS

Level : 5

Area	Height	Vol Adj Amt	ISTD Response	ISTD Amount	Date/Time	File
1587072.83	587795.05	100.0000	1.1580	1.0000	4/7/2017 01:53 PM	GEDIT.RS

Level : 6

Area	Height	Vol Adj Amt	ISTD Response	ISTD Amount	Date/Time	File
1776558.99	663404.73	120.0000	1.3667	1.2000	4/7/2017 01:53 PM	GEDIT.RS

Level : 7

Area	Height	Vol Adj Amt	ISTD Response	ISTD Amount	Date/Time	File
2034361.78	761533.67	140.0000	1.5443	1.4000	4/7/2017 01:53 PM	GEDIT.RS

Client Id: Initial Calibration

Software Version: 4.1<1L22>
Date: 4/7/2017 02:07 PM
Sample Name : mix 1200;10z
Data File : E:\TC2017\ECD6\04-APR\406A014.RAW Date: 4/6/2017 07:11 PM
Sequence File: E:\TC2017\ECD6\04-APR\PCB_SEQ.SEQ Cycle: 41 Channel : A
Instrument : AUTO_ECD6 Rack/Vial: 0/5 Operator:
Sample Amount : 1.0000 Dilution Factor : 1.00

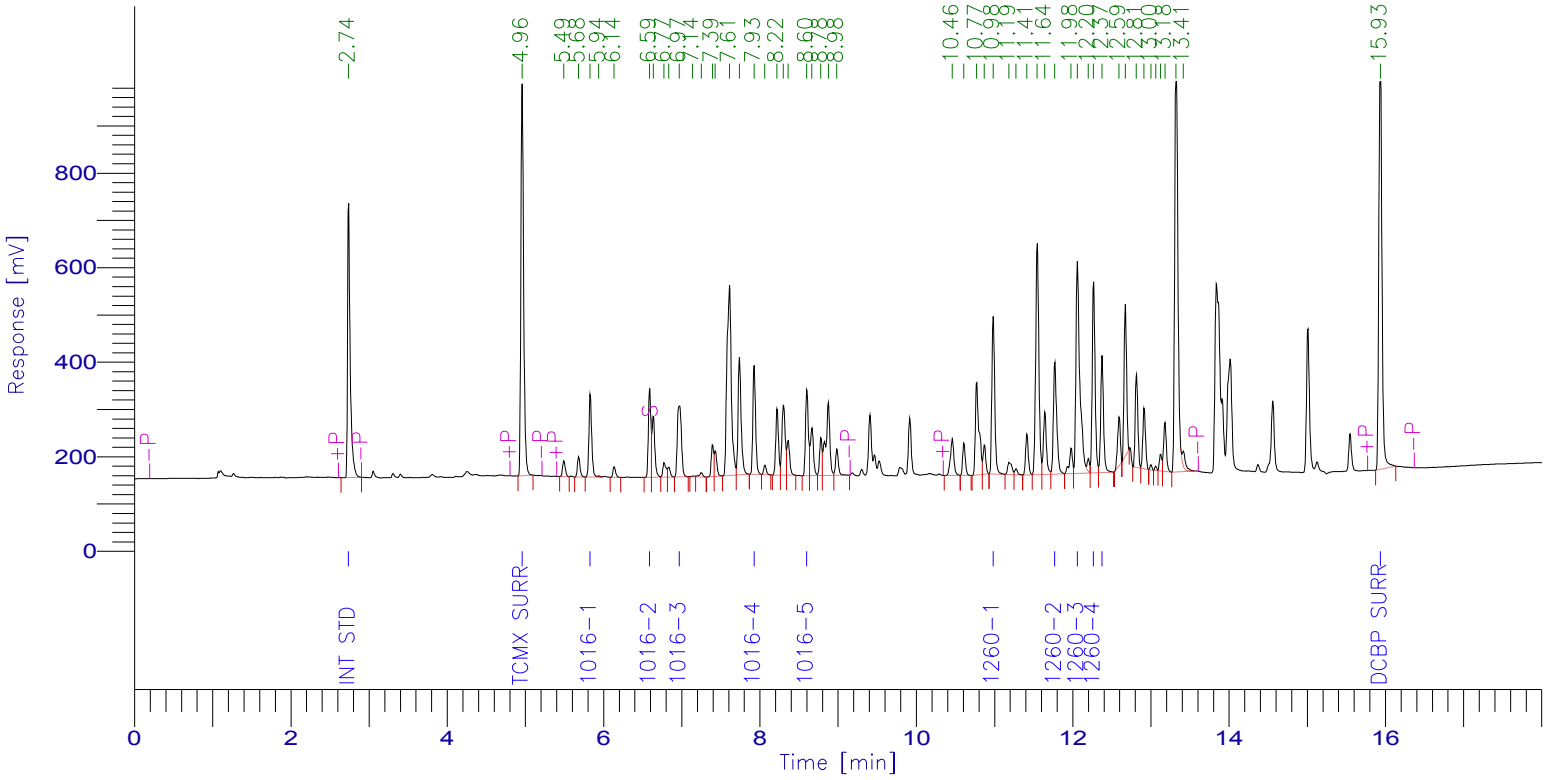

PCB Report

Time [min]	Component Name	Raw Amount	Area [µV·s]	Surrogate SM/WM	Surrogate QC / SL	Spike Rec Soils (%)	Spike Rec Water (%)
2.740	Int Std	100.0000	1363845.54	250.0000	100.0000	40.0000	20.0000
4.959	TCMX SURR	122.8795	2023762.21	307.1988	122.8795	49.1518	24.5759
5.830	1016-1	1026.5826	426808.20	2566.4565	1026.5826	410.6330	205.3165
6.590	1016-2	925.7668	425791.55	2314.4170	925.7668	370.3067	185.1534
6.970	1016-3	1062.9449	545160.81	2657.3621	1062.9449	425.1779	212.5890
7.926	1016-4	1006.3630	561349.84	2515.9074	1006.3630	402.5452	201.2726
8.599	1016-5	1033.5296	462210.22	2583.8240	1033.5296	413.4118	206.7059
10.982	1260-1	965.2727	856969.54	2413.1818	965.2727	386.1091	193.0545
11.770	1260-2	1060.8755	699449.79	2652.1887	1060.8755	424.3502	212.1751
12.058	1260-3	1035.4034	1553168.21	2588.5086	1035.4034	414.1614	207.0807
12.266	1260-4	1003.3071	1026759.89	2508.2677	1003.3071	401.3228	200.6614
12.374	1260-5	1068.9278	621830.63	2672.3195	1068.9278	427.5711	213.7856
15.933	DCBP SURR	116.6879	2433127.55	291.7198	116.6879	46.6752	23.3376
		10528.5407	13000233.96				

Client Id: Initial Calibration

Software Version: 4.1<1L22>
Date: 4/7/2017 02:07 PM
Sample Name : mix 1200;10z
Data File : E:\TC2017\ECD6\04-APR\406B014.RAW Date: 4/6/2017 07:11 PM
Sequence File: E:\TC2017\ECD6\04-APR\PCB_SEQ.SEQ Cycle: 41 Channel : B
Instrument : AUTO_ECD6 Rack/Vial: 0/5 Operator:
Sample Amount : 1.0000 Dilution Factor : 1.00

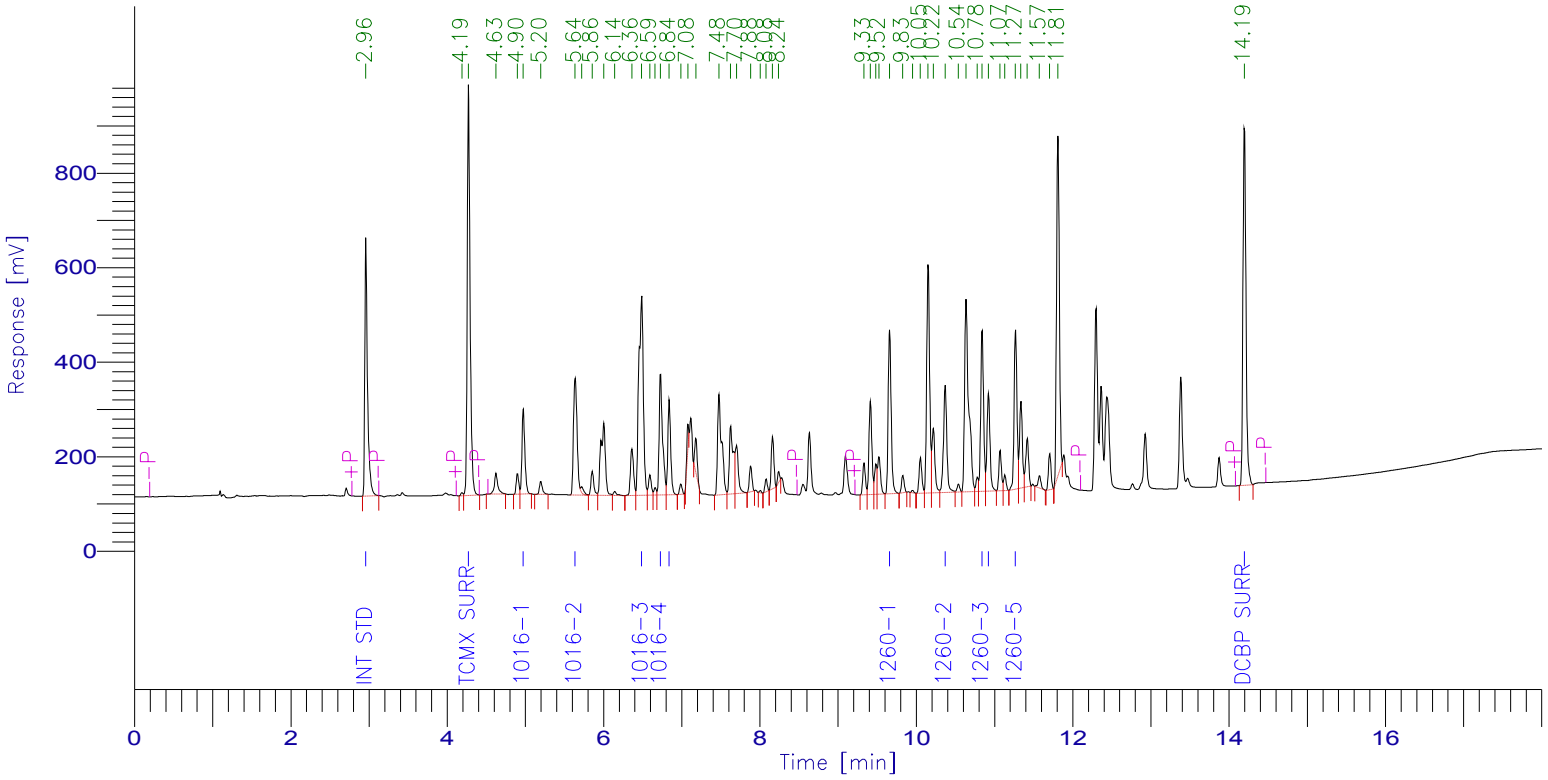

PCB Report

Time [min]	Component Name	Raw Amount	Area [µV·s]	Surrogate SM/WM	Surrogate QC / SL	Spike Rec Soils (%)	Spike Rec Water (%)
2.961	Int Std	100.0000	1317366.83	250.0000	100.0000	40.0000	20.0000
4.273	TCMX SURR	121.2700	2196689.20	303.1749	121.2700	48.5080	24.2540
4.974	1016-1	1013.9839	462539.67	2534.9596	1013.9839	405.5935	202.7968
5.637	1016-2	991.4647	815112.23	2478.6617	991.4647	396.5859	198.2929
6.489	1016-3	969.0921	1672025.12	2422.7303	969.0921	387.6369	193.8184
6.728	1016-4	993.3113	782635.95	2483.2783	993.3113	397.3245	198.6623
6.839	1016-5	1013.0869	514774.63	2532.7172	1013.0869	405.2347	202.6174
9.658	1260-1	957.8790	916390.28	2394.6976	957.8790	383.1516	191.5758
10.369	1260-2	1151.1943	668578.17	2877.9858	1151.1943	460.4777	230.2389
10.840	1260-3	971.8269	883031.74	2429.5672	971.8269	388.7308	194.3654
10.921	1260-4	1038.7887	545260.03	2596.9718	1038.7887	415.5155	207.7577
11.268	1260-5	980.9352	868512.44	2452.3381	980.9352	392.3741	196.1870
14.194	DCBP SURR	113.6407	2034361.78	284.1017	113.6407	45.4563	22.7281
		10416.4737	13677278.08				

Client Id: Initial Calibration

Software Version: 4.1<1L22>
Date: 4/7/2017 02:07 PM
Sample Name : mix 1000;11a
Data File : E:\TC2017\ECD6\04-APR\406A015.RAW Date: 4/6/2017 07:33 PM
Sequence File: E:\TC2017\ECD6\04-APR\PCB_SEQ.SEQ Cycle: 42 Channel : A
Instrument : AUTO_ECD6 Rack/Vial: 0/6 Operator:
Sample Amount : 1.0000 Dilution Factor : 1.00

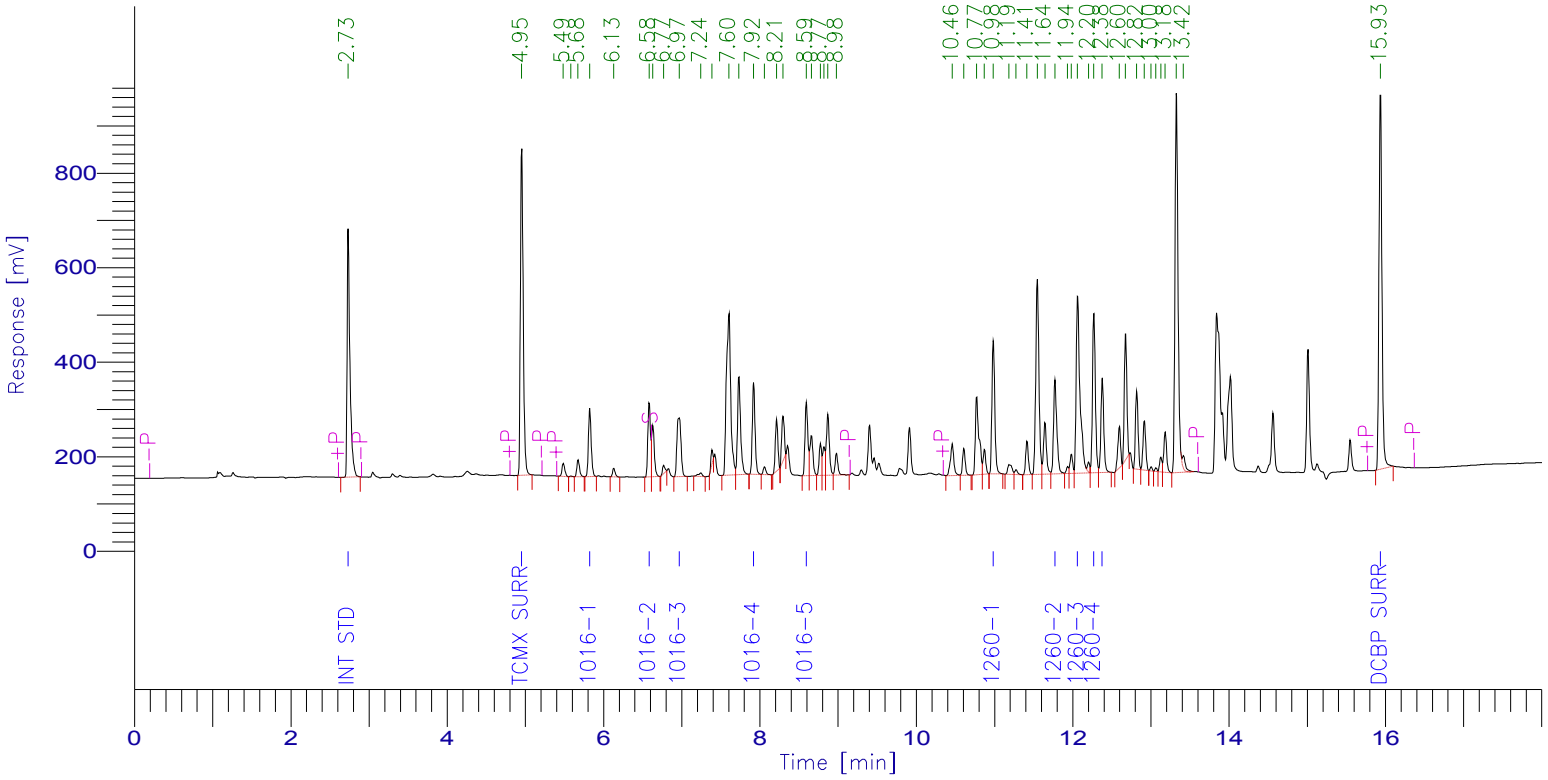

PCB Report

Time [min]	Component Name	Raw Amount	Area [µV·s]	Surrogate SM/WM	Surrogate QC / SL	Spike Rec Soils (%)	Spike Rec Water (%)
2.734	Int Std	100.0000	1337011.41	250.0000	100.0000	40.0000	20.0000
4.953	TCMX SURR	107.4132	1734233.57	268.5330	107.4132	42.9653	21.4826
5.823	1016-1	874.2164	356309.76	2185.5409	874.2164	349.6865	174.8433
6.583	1016-2	869.7450	392154.57	2174.3624	869.7450	347.8980	173.9490
6.968	1016-3	900.7608	452890.58	2251.9020	900.7608	360.3043	180.1522
7.919	1016-4	866.2439	473684.39	2165.6098	866.2439	346.4976	173.2488
8.593	1016-5	900.6880	394876.18	2251.7201	900.6880	360.2752	180.1376
10.983	1260-1	826.3273	719179.63	2065.8182	826.3273	330.5309	165.2655
11.772	1260-2	896.6296	579528.95	2241.5740	896.6296	358.6518	179.3259
12.061	1260-3	872.8352	1283544.89	2182.0879	872.8352	349.1341	174.5670
12.269	1260-4	862.7819	865577.57	2156.9548	862.7819	345.1128	172.5564
12.377	1260-5	891.4501	508382.65	2228.6253	891.4501	356.5801	178.2900
15.933	DCBP SURR	103.7782	2121363.17	259.4455	103.7782	41.5113	20.7556
		9072.8696	11218737.32				

Client Id: Initial Calibration

Software Version: 4.1<1L22>
Date: 4/7/2017 02:07 PM
Sample Name : mix 1000;11a
Data File : E:\TC2017\ECD6\04-APR\406B015.RAW Date: 4/6/2017 07:33 PM
Sequence File: E:\TC2017\ECD6\04-APR\PCB_SEQ.SEQ Cycle: 42 Channel : B
Instrument : AUTO_ECD6 Rack/Vial: 0/6 Operator:
Sample Amount : 1.0000 Dilution Factor : 1.00

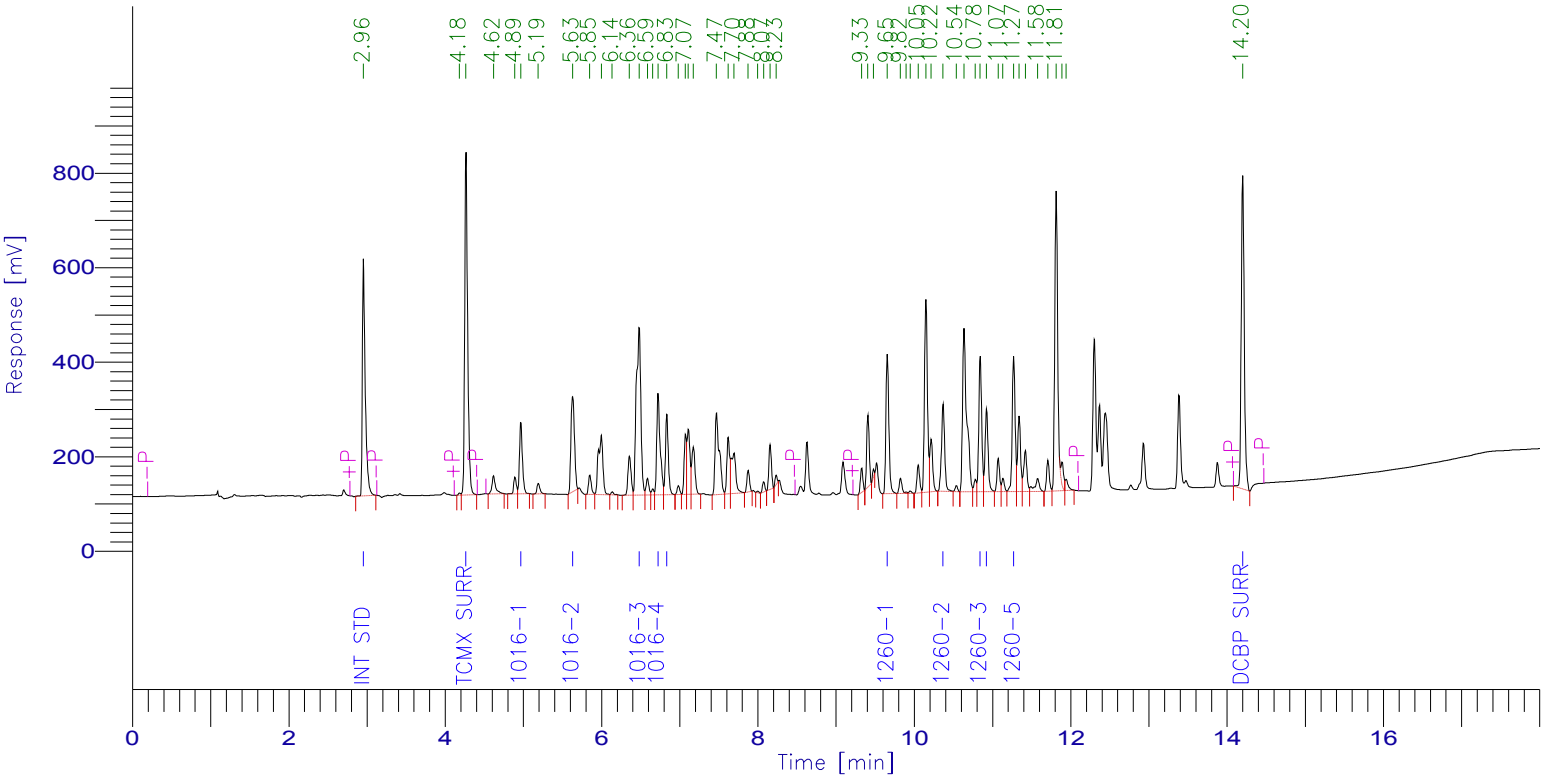

PCB Report

Time [min]	Component Name	Raw Amount	Area [µV·s]	Surrogate SM/WM	Surrogate QC / SL	Spike Rec Soils (%)	Spike Rec Water (%)
2.956	Int Std	100.0000	1299865.24	250.0000	100.0000	40.0000	20.0000
4.267	TCMX SURR	106.2437	1898935.80	265.6093	106.2437	42.4975	21.2487
4.968	1016-1	871.1202	392091.67	2177.8004	871.1202	348.4481	174.2240
5.630	1016-2	785.8443	637482.49	1964.6107	785.8443	314.3377	157.1689
6.482	1016-3	835.9210	1423097.25	2089.8025	835.9210	334.3684	167.1842
6.723	1016-4	853.3006	663388.69	2133.2514	853.3006	341.3202	170.6601
6.834	1016-5	862.3306	432350.38	2155.8264	862.3306	344.9322	172.4661
9.654	1260-1	824.0363	777871.31	2060.0907	824.0363	329.6145	164.8073
10.368	1260-2	914.9292	524303.36	2287.3229	914.9292	365.9717	182.9858
10.842	1260-3	820.4679	735598.15	2051.1698	820.4679	328.1872	164.0936
10.923	1260-4	888.5401	460198.39	2221.3503	888.5401	355.4161	177.7080
11.269	1260-5	850.7753	743262.40	2126.9381	850.7753	340.3101	170.1551
14.198	DCBP SURR	100.5758	1776558.99	251.4396	100.5758	40.2303	20.1152
		8814.0850	11765004.12				

Client Id: Initial Calibration

Software Version: 4.1<1L22>
Date: 4/7/2017 02:07 PM
Sample Name : mix 800;11b
Data File : E:\TC2017\ECD6\04-APR\406A016.RAW Date: 4/6/2017 07:55 PM
Sequence File: E:\TC2017\ECD6\04-APR\PCB_SEQ.SEQ Cycle: 43 Channel : A
Instrument : AUTO_ECD6 Rack/Vial: 0/7 Operator:
Sample Amount : 1.0000 Dilution Factor : 1.00

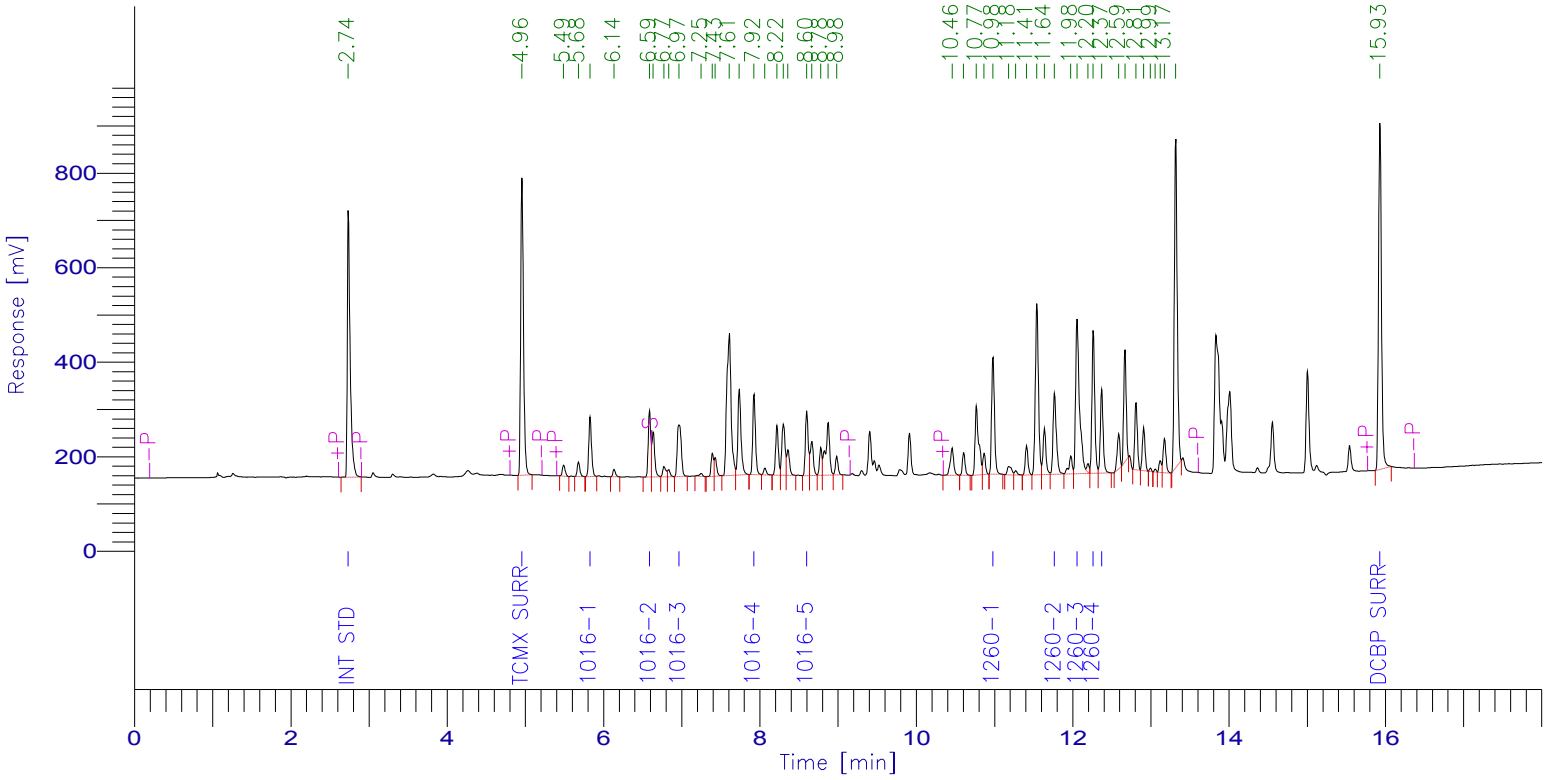

PCB Report

Time [min]	Component Name	Raw Amount	Area [µV·s]	Surrogate SM/WM	Surrogate QC / SL	Spike Rec Soils (%)	Spike Rec Water (%)
2.737	Int Std	100.0000	1424872.37	250.0000	100.0000	40.0000	20.0000
4.957	TCMX SURR	90.6823	1560318.86	226.7058	90.6823	36.2729	18.1365
5.828	1016-1	713.4701	309902.76	1783.6754	713.4701	285.3881	142.6940
6.588	1016-2	672.9503	323362.17	1682.3758	672.9503	269.1801	134.5901
6.966	1016-3	730.6095	391480.36	1826.5237	730.6095	292.2438	146.1219
7.924	1016-4	706.6721	411820.25	1766.6803	706.6721	282.6689	141.3344
8.598	1016-5	739.8358	345670.82	1849.5894	739.8358	295.9343	147.9672
10.979	1260-1	681.6855	632281.09	1704.2137	681.6855	272.6742	136.3371
11.765	1260-2	730.2963	503039.43	1825.7408	730.2963	292.1185	146.0593
12.055	1260-3	721.0191	1129968.83	1802.5478	721.0191	288.4077	144.2038
12.262	1260-4	706.6880	755567.98	1766.7201	706.6880	282.6752	141.3376
12.370	1260-5	727.8408	442354.99	1819.6021	727.8408	291.1363	145.5682
15.927	DCBP SURR	87.9282	1915481.36	219.8205	87.9282	35.1713	17.5856
		7409.6782	10146121.26				

Client Id: Initial Calibration

Software Version: 4.1<1L22>
Date: 4/7/2017 02:07 PM
Sample Name : mix 800;11b
Data File : E:\TC2017\ECD6\04-APR\406B016.RAW Date: 4/6/2017 07:55 PM
Sequence File: E:\TC2017\ECD6\04-APR\PCB_SEQ.SEQ Cycle: 43 Channel : B
Instrument : AUTO_ECD6 Rack/Vial: 0/7 Operator:
Sample Amount : 1.0000 Dilution Factor : 1.00

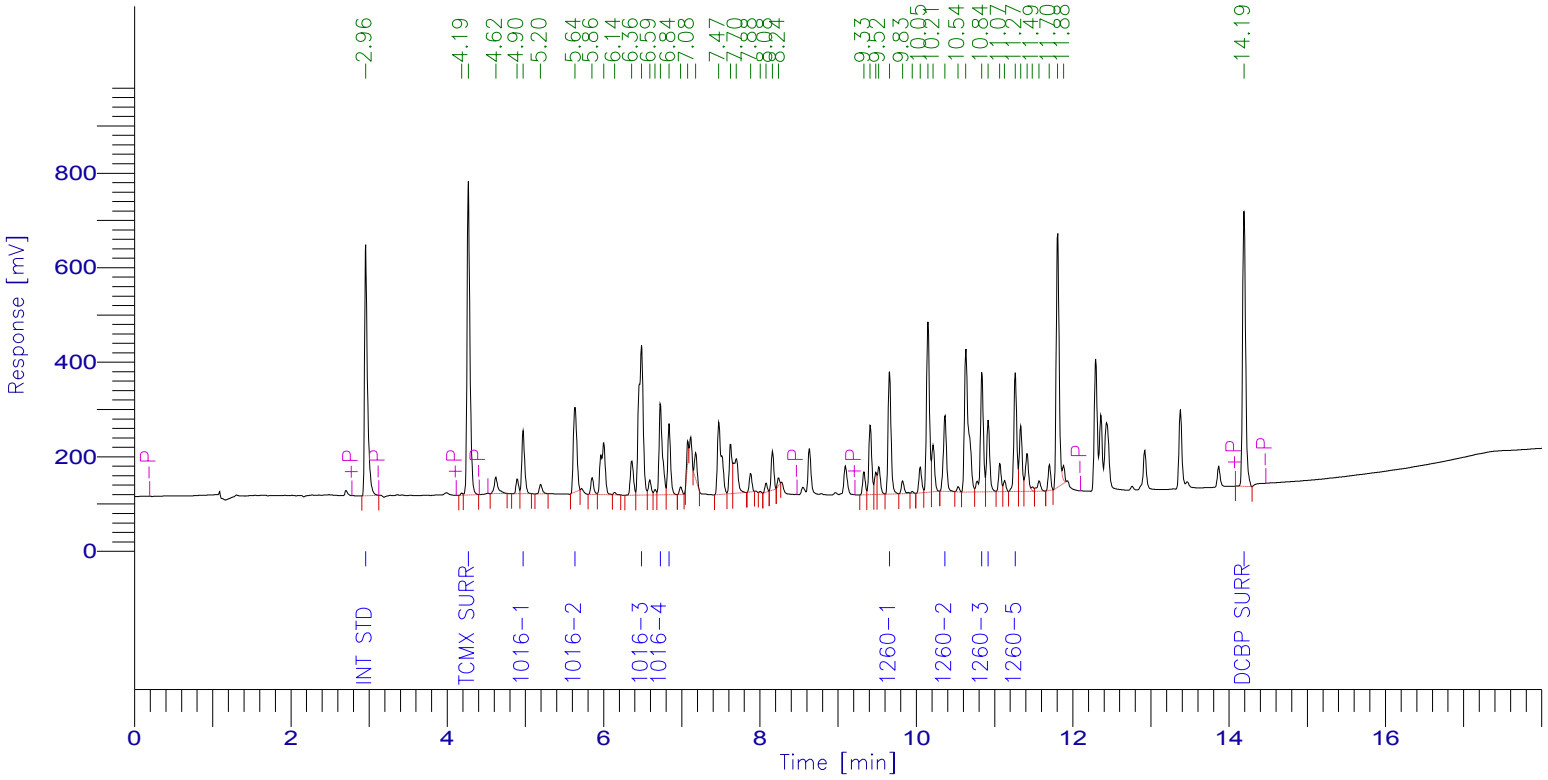

PCB Report

Time [min]	Component Name	Raw Amount	Area [µV·s]	Surrogate SM/WM	Surrogate QC / SL	Spike Rec Soils (%)	Spike Rec Water (%)
2.958	Int Std	100.0000	1370523.95	250.0000	100.0000	40.0000	20.0000
4.271	TCMX SURR	90.9263	1713502.90	227.3158	90.9263	36.3705	18.1853
4.972	1016-1	719.1606	341290.13	1797.9015	719.1606	287.6642	143.8321
5.635	1016-2	654.7019	559968.61	1636.7548	654.7019	261.8808	130.9404
6.487	1016-3	696.7636	1250671.02	1741.9090	696.7636	278.7054	139.3527
6.727	1016-4	710.4110	582323.05	1776.0274	710.4110	284.1644	142.0822
6.838	1016-5	713.8162	377343.38	1784.5404	713.8162	285.5265	142.7632
9.656	1260-1	690.4358	687183.93	1726.0894	690.4358	276.1743	138.0872
10.366	1260-2	754.4361	455833.14	1886.0901	754.4361	301.7744	150.8872
10.838	1260-3	739.7272	699260.37	1849.3181	739.7272	295.8909	147.9454
10.918	1260-4	715.6075	390779.01	1789.0187	715.6075	286.2430	143.1215
11.265	1260-5	712.0011	655837.55	1780.0028	712.0011	284.8004	142.4002
14.189	DCBP SURR	85.2163	1587072.83	213.0407	85.2163	34.0865	17.0433
		7383.2035	10671589.86				

Client Id: Initial Calibration

Software Version: 4.1<1L22>
Date: 4/7/2017 02:07 PM
Sample Name : mix 600;11q
Data File : E:\TC2017\ECD6\04-APR\406A017.RAW Date: 4/6/2017 08:17 PM
Sequence File: E:\TC2017\ECD6\04-APR\PCB_SEQ.SEQ Cycle: 44 Channel : A
Instrument : AUTO_ECD6 Rack/Vial: 0/8 Operator:
Sample Amount : 1.0000 Dilution Factor : 1.00

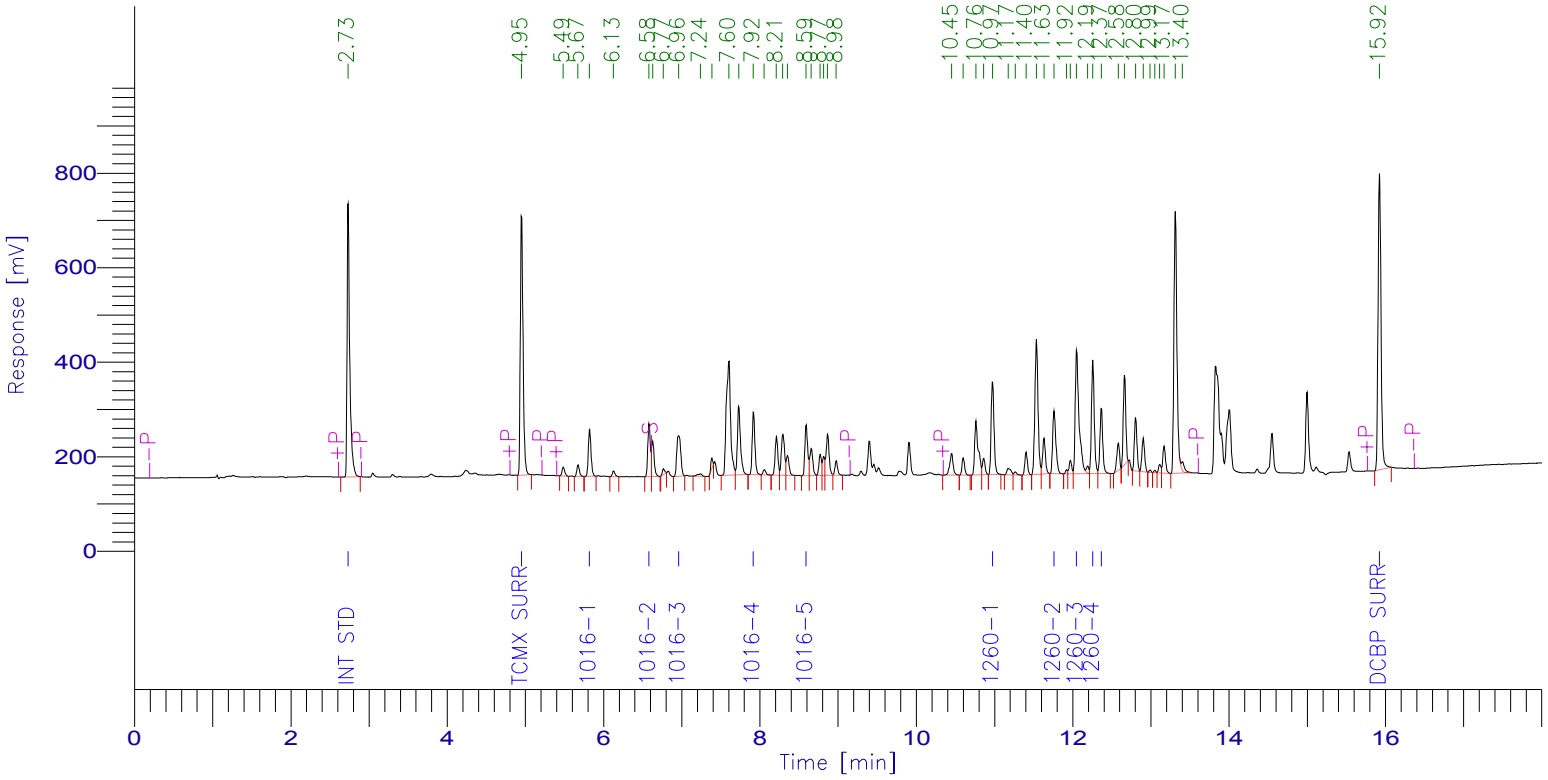

PCB Report

Time [min]	Component Name	Raw Amount	Area [µV·s]	Surrogate SM/WM	Surrogate QC / SL	Spike Rec Soils (%)	Spike Rec Water (%)
2.734	Int Std	100.0000	1371589.47	250.0000	100.0000	40.0000	20.0000
4.952	TCMX SURR	79.7951	1321645.82	199.4877	79.7951	31.9180	15.9590
5.822	1016-1	580.2325	242605.07	1450.5813	580.2325	232.0930	116.0465
6.582	1016-2	596.0253	275688.77	1490.0632	596.0253	238.4101	119.2051
6.961	1016-3	591.7861	305237.30	1479.4652	591.7861	236.7144	118.3572
7.917	1016-4	571.0711	320352.45	1427.6776	571.0711	228.4284	114.2142
8.591	1016-5	605.6783	272406.59	1514.1958	605.6783	242.2713	121.1357
10.973	1260-1	561.2924	501145.12	1403.2311	561.2924	224.5170	112.2585
11.760	1260-2	570.5517	378308.52	1426.3794	570.5517	228.2207	114.1103
12.049	1260-3	586.8852	885362.28	1467.2130	586.8852	234.7541	117.3770
12.256	1260-4	581.0523	598011.07	1452.6308	581.0523	232.4209	116.2105
12.365	1260-5	591.7846	346215.40	1479.4616	591.7846	236.7139	118.3569
15.922	DCBP SURR	78.6154	1648563.56	196.5386	78.6154	31.4462	15.7231
		6094.7701	8467131.42				

Client Id: Initial Calibration

Software Version: 4.1<1L22>
Date: 4/7/2017 02:07 PM
Sample Name : mix 600;11q
Data File : E:\TC2017\ECD6\04-APR\406B017.RAW Date: 4/6/2017 08:17 PM
Sequence File: E:\TC2017\ECD6\04-APR\PCB_SEQ.SEQ Cycle: 44 Channel : B
Instrument : AUTO_ECD6 Rack/Vial: 0/8 Operator:
Sample Amount : 1.0000 Dilution Factor : 1.00

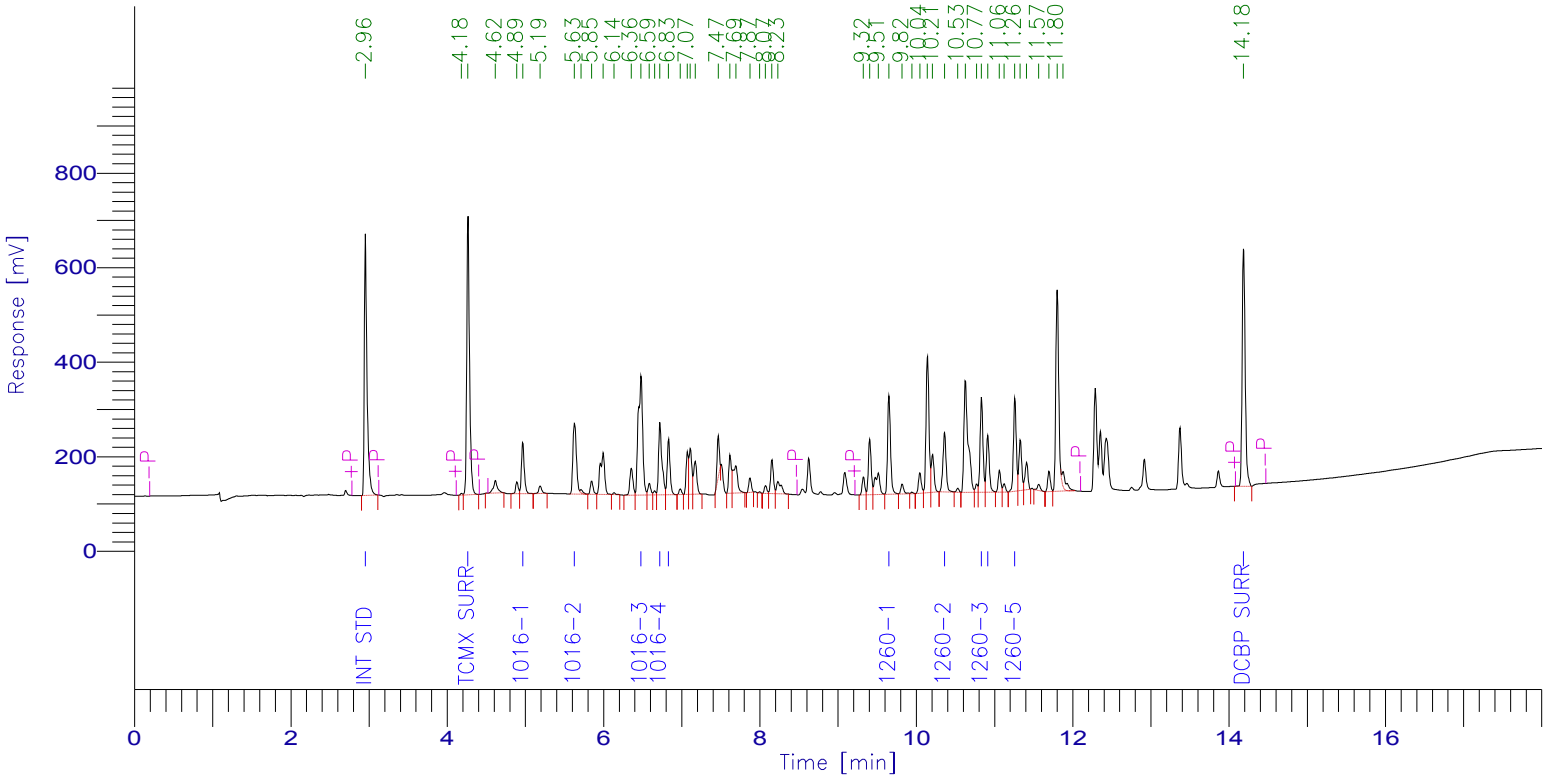

PCB Report

Time [min]	Component Name	Raw Amount	Area [µV·s]	Surrogate SM/WM	Surrogate QC / SL	Spike Rec Soils (%)	Spike Rec Water (%)
2.955	Int Std	100.0000	1334193.61	250.0000	100.0000	40.0000	20.0000
4.267	TCMX SURR	79.5010	1458478.63	198.7525	79.5010	31.8004	15.9002
4.967	1016-1	586.6962	271046.20	1466.7404	586.6962	234.6785	117.3392
5.628	1016-2	575.8726	479489.08	1439.6816	575.8726	230.3490	115.1745
6.481	1016-3	565.6577	988424.68	1414.1443	565.6577	226.2631	113.1315
6.721	1016-4	574.8539	458716.12	1437.1347	574.8539	229.9415	114.9708
6.832	1016-5	572.7790	294760.77	1431.9475	572.7790	229.1116	114.5558
9.649	1260-1	563.8597	546327.38	1409.6492	563.8597	225.5439	112.7719
10.361	1260-2	610.0762	358839.11	1525.1905	610.0762	244.0305	122.0152
10.833	1260-3	560.1241	515446.78	1400.3103	560.1241	224.0497	112.0248
10.913	1260-4	578.7143	307647.08	1446.7858	578.7143	231.4857	115.7429
11.259	1260-5	555.3266	497962.14	1388.3165	555.3266	222.1306	111.0653
14.184	DCBP SURR	75.2727	1364721.12	188.1817	75.2727	30.1091	15.0545
		5998.7340	8876052.69				

Client Id: Initial Calibration

Software Version: 4.1<1L22>
Date: 4/7/2017 02:07 PM
Sample Name : mix 400;11d
Data File : E:\TC2017\ECD6\04-APR\406A018.RAW Date: 4/6/2017 08:39 PM
Sequence File: E:\TC2017\ECD6\04-APR\PCB_SEQ.SEQ Cycle: 45 Channel : A
Instrument : AUTO_ECD6 Rack/Vial: 0/9 Operator:
Sample Amount : 1.0000 Dilution Factor : 1.00

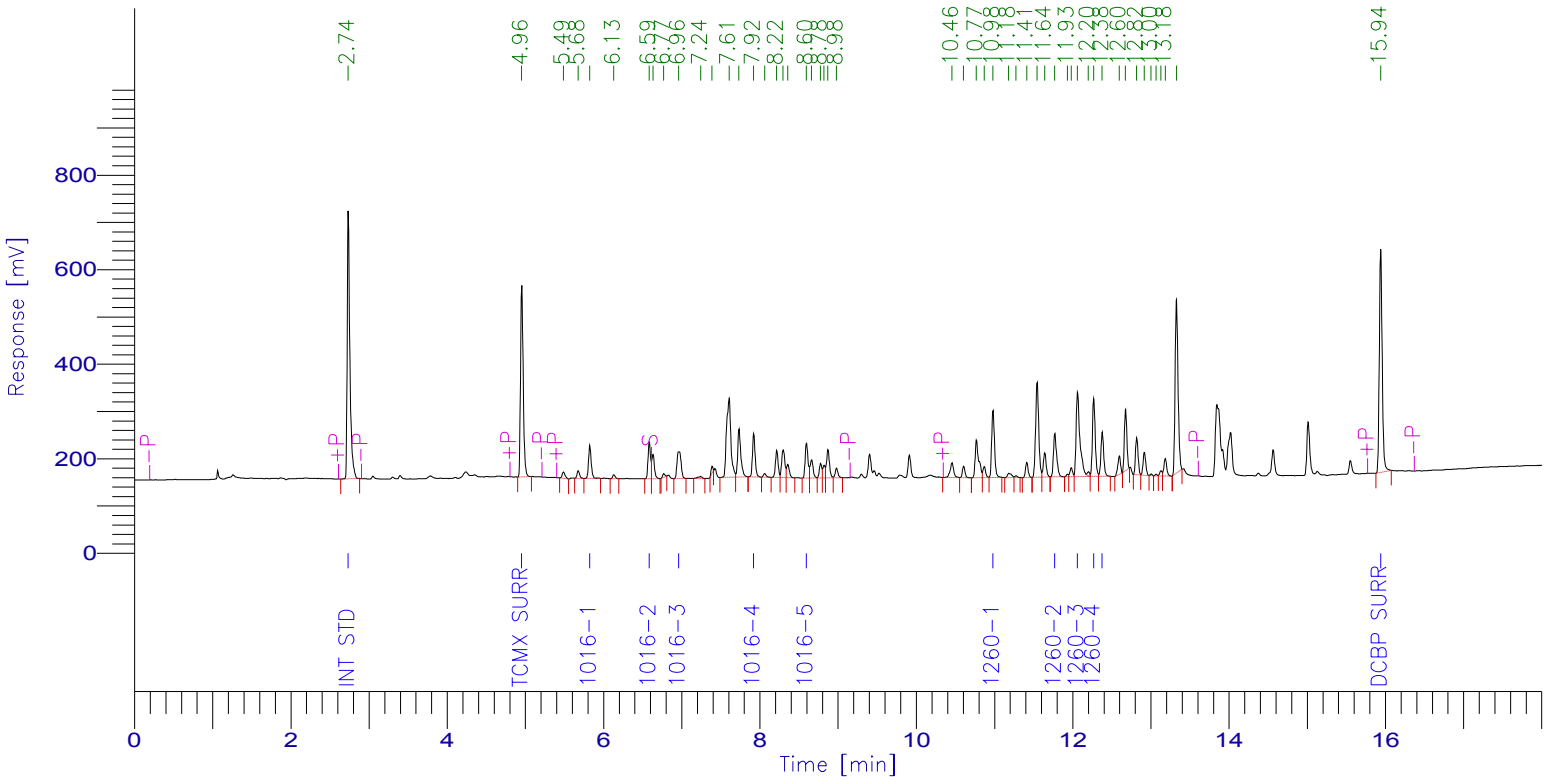

PCB Report

Time [min]	Component Name	Raw Amount	Area [µV·s]	Surrogate SM/WM	Surrogate QC / SL	Spike Rec Soils (%)	Spike Rec Water (%)
2.736	Int Std	100.0000	1354263.89	250.0000	100.0000	40.0000	20.0000
4.955	TCMX SURR	58.7708	961125.30	146.9271	58.7708	23.5083	11.7542
5.824	1016-1	404.2936	166906.72	1010.7340	404.2936	161.7174	80.8587
6.585	1016-2	398.0509	181790.92	995.1273	398.0509	159.2204	79.6102
6.962	1016-3	402.1322	204795.72	1005.3306	402.1322	160.8529	80.4264
7.920	1016-4	393.6102	218013.53	984.0256	393.6102	157.4441	78.7220
8.595	1016-5	424.9683	188717.11	1062.4208	424.9683	169.9873	84.9937
10.980	1260-1	403.4608	355676.22	1008.6520	403.4608	161.3843	80.6922
11.770	1260-2	396.7812	259765.44	991.9531	396.7812	158.7125	79.3562
12.061	1260-3	408.5758	608582.78	1021.4395	408.5758	163.4303	81.7152
12.268	1260-4	405.7925	412360.61	1014.4813	405.7925	162.3170	81.1585
12.377	1260-5	409.0374	236278.87	1022.5935	409.0374	163.6150	81.8075
15.937	DCBP SURR	58.8607	1218716.45	147.1518	58.8607	23.5443	11.7721
		4264.3346	6366993.54				

Client Id: Initial Calibration

Software Version: 4.1<1L22>
Date: 4/7/2017 02:08 PM
Sample Name : mix 400;11d
Data File : E:\TC2017\ECD6\04-APR\406B018.RAW Date: 4/6/2017 08:39 PM
Sequence File: E:\TC2017\ECD6\04-APR\PCB_SEQ.SEQ Cycle: 45 Channel : B
Instrument : AUTO_ECD6 Rack/Vial: 0/9 Operator:
Sample Amount : 1.0000 Dilution Factor : 1.00

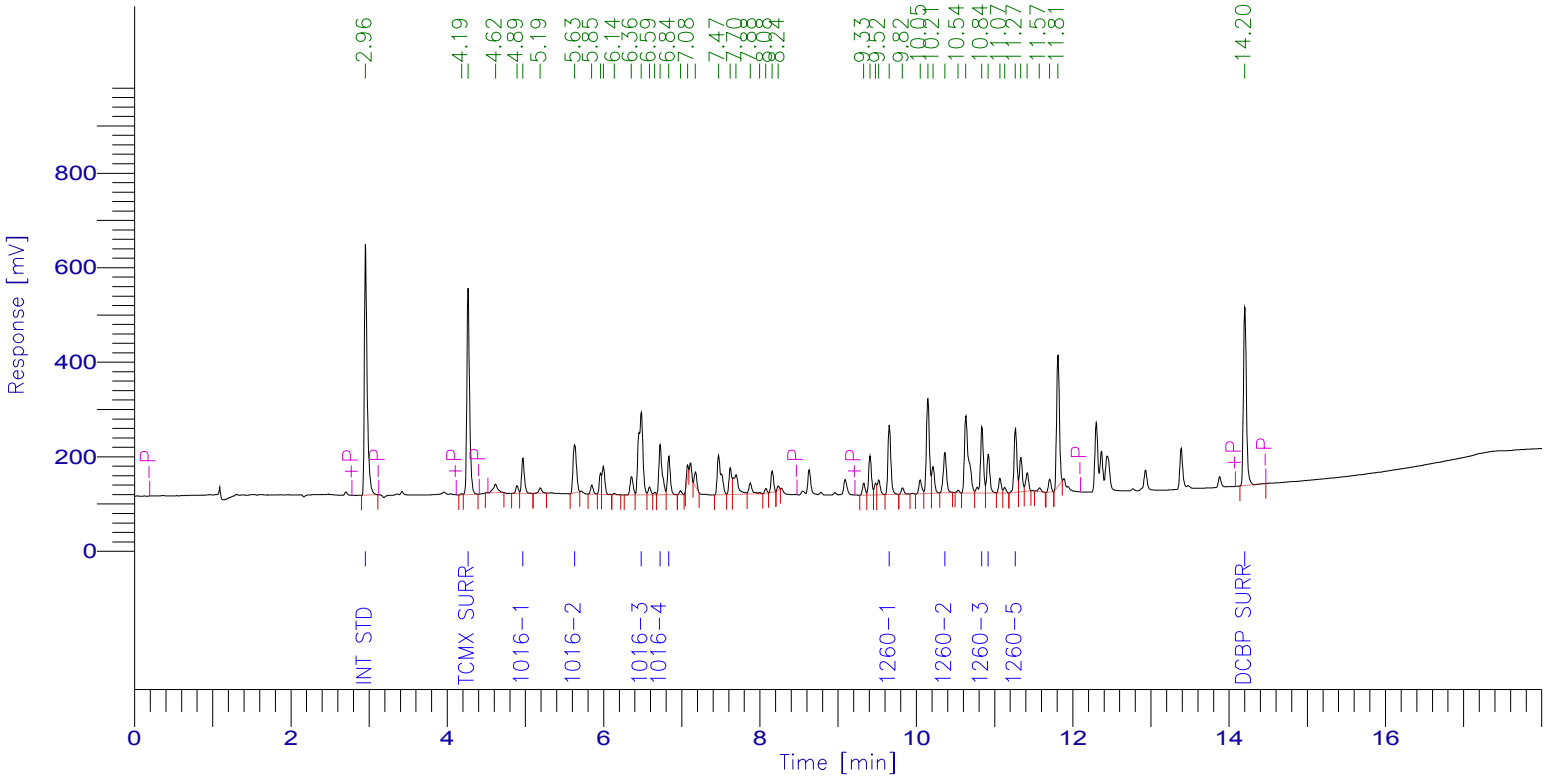

PCB Report

Time [min]	Component Name	Raw Amount	Area [µV·s]	Surrogate SM/WM	Surrogate QC / SL	Spike Rec Soils (%)	Spike Rec Water (%)
2.956	Int Std	100.0000	1316458.12	250.0000	100.0000	40.0000	20.0000
4.268	TCMX SURR	58.5633	1060085.88	146.4082	58.5633	23.4253	11.7127
4.969	1016-1	402.3786	183422.75	1005.9466	402.3786	160.9515	80.4757
5.630	1016-2	377.0888	309801.91	942.7219	377.0888	150.8355	75.4178
6.484	1016-3	398.5723	687203.26	996.4309	398.5723	159.4289	79.7145
6.724	1016-4	401.8686	316416.26	1004.6715	401.8686	160.7474	80.3737
6.835	1016-5	391.0561	198568.27	977.6403	391.0561	156.4224	78.2112
9.654	1260-1	399.2487	381692.52	998.1218	399.2487	159.6995	79.8497
10.365	1260-2	412.1991	239227.39	1030.4977	412.1991	164.8796	82.4398
10.839	1260-3	422.8241	383925.91	1057.0601	422.8241	169.1296	84.5648
10.920	1260-4	409.3932	214742.21	1023.4831	409.3932	163.7573	81.8786
11.267	1260-5	394.7815	349295.39	986.9538	394.7815	157.9126	78.9563
14.200	DCBP SURR	55.7988	998204.89	139.4970	55.7988	22.3195	11.1598
		4223.7731	6639044.74				

Client Id: Initial Calibration

Software Version: 4.1<1L22>
Date: 4/7/2017 02:08 PM
Sample Name : mix 200;11e
Data File : E:\TC2017\ECD6\04-APR\406A019.RAW Date: 4/6/2017 09:02 PM
Sequence File: E:\TC2017\ECD6\04-APR\PCB_SEQ.SEQ Cycle: 46 Channel : A
Instrument : AUTO_ECD6 Rack/Vial: 0/10 Operator:
Sample Amount : 1.0000 Dilution Factor : 1.00

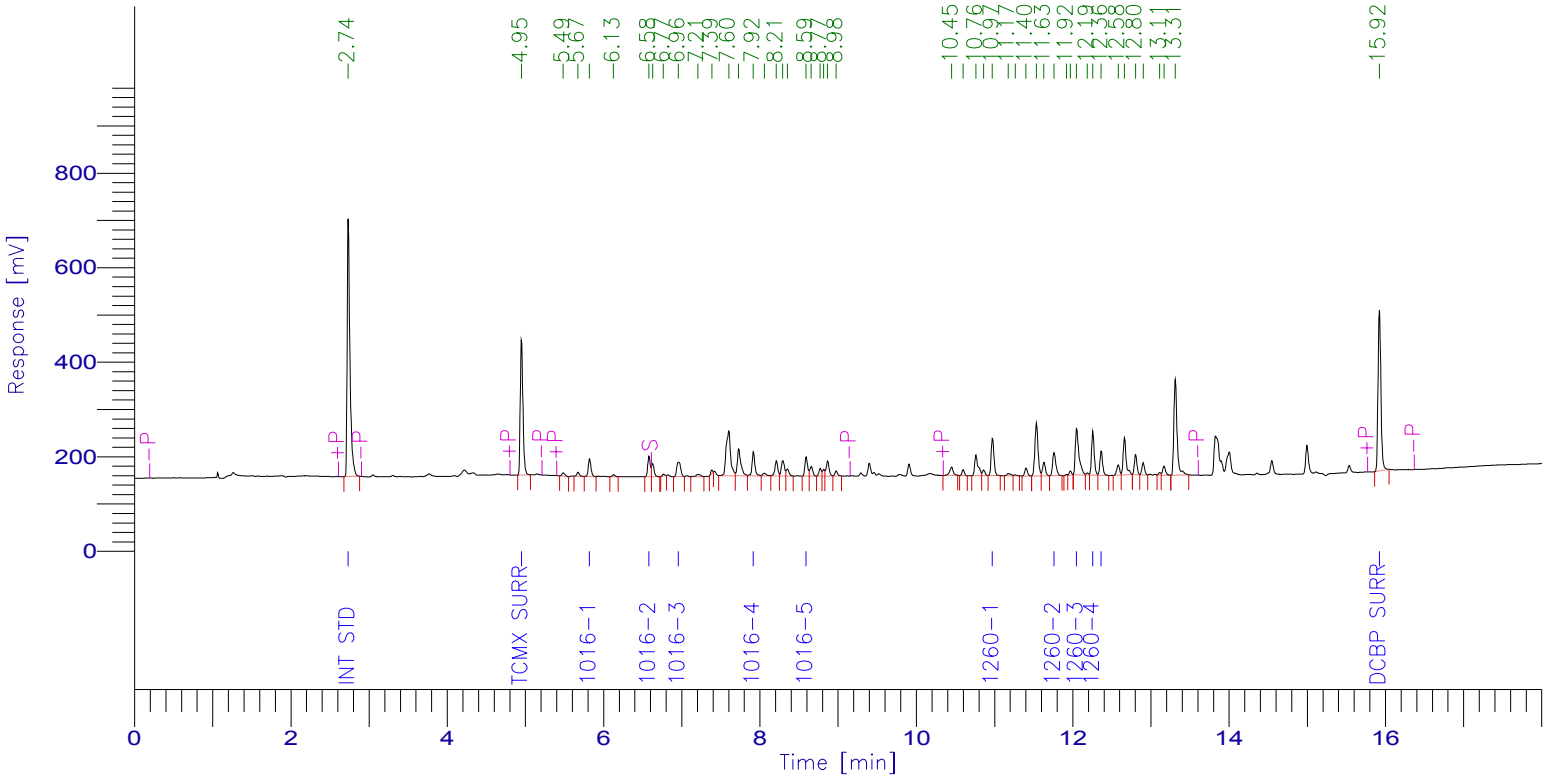

PCB Report

Time [min]	Component Name	Raw Amount	Area [µV·s]	Surrogate SM/WM	Surrogate QC / SL	Spike Rec Soils (%)	Spike Rec Water (%)
2.736	Int Std	100.0000	1352875.08	250.0000	100.0000	40.0000	20.0000
4.951	TCMX SURR	41.5459	678736.48	103.8649	41.5459	16.6184	8.3092
5.821	1016-1	215.9547	89062.34	539.8868	215.9547	86.3819	43.1909
6.581	1016-2	230.0211	104943.52	575.0528	230.0211	92.0084	46.0042
6.957	1016-3	210.9345	107313.41	527.3362	210.9345	84.3738	42.1869
7.916	1016-4	231.5112	128098.34	578.7781	231.5112	92.6045	46.3022
8.591	1016-5	225.5674	100065.73	563.9184	225.5674	90.2269	45.1135
10.973	1260-1	223.8354	197122.71	559.5885	223.8354	89.5342	44.7671
11.760	1260-2	214.8494	140513.72	537.1234	214.8494	85.9397	42.9699
12.049	1260-3	210.0544	312559.89	525.1361	210.0544	84.0218	42.0109
12.256	1260-4	217.0633	220350.45	542.6583	217.0633	86.8253	43.4127
12.363	1260-5	214.5670	123816.69	536.4175	214.5670	85.8268	42.9134
15.921	DCBP SURR	42.0293	869326.94	105.0731	42.0293	16.8117	8.4059
		2377.9336	4424785.30				

Client Id: Initial Calibration

Software Version: 4.1<1L22>
Date: 4/7/2017 02:08 PM
Sample Name : mix 200;11e
Data File : E:\TC2017\ECD6\04-APR\406B019.RAW Date: 4/6/2017 09:02 PM
Sequence File: E:\TC2017\ECD6\04-APR\PCB_SEQ.SEQ Cycle: 46 Channel : B
Instrument : AUTO_ECD6 Rack/Vial: 0/10 Operator:
Sample Amount : 1.0000 Dilution Factor : 1.00

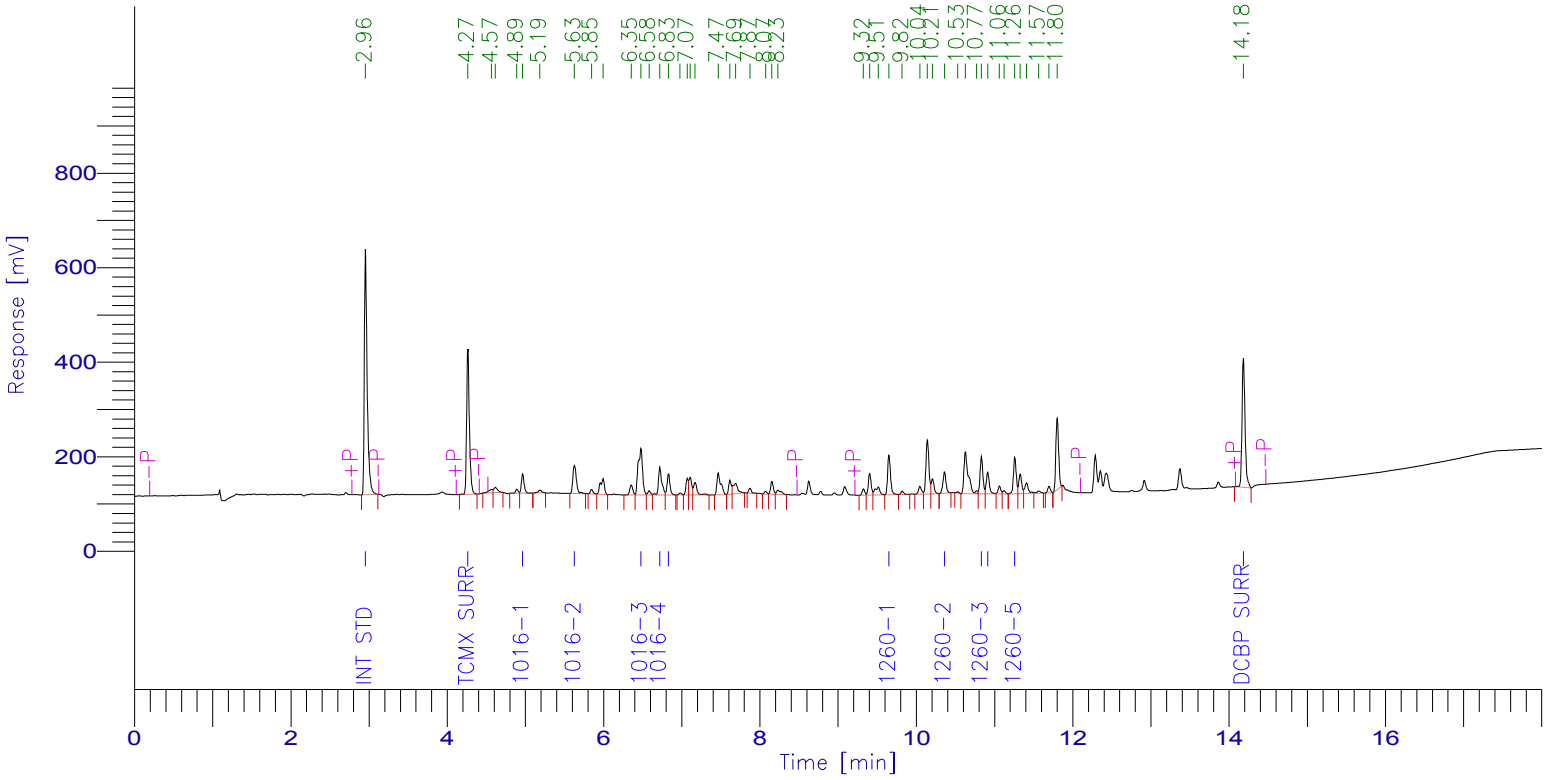

PCB Report

Time [min]	Component Name	Raw Amount	Area [µV·s]	Surrogate SM/WM	Surrogate QC / SL	Spike Rec Soils (%)	Spike Rec Water (%)
2.956	Int Std	100.0000	1318933.48	250.0000	100.0000	40.0000	20.0000
4.265	TCMX SURR	41.7953	757981.71	104.4882	41.7953	16.7181	8.3591
4.966	1016-1	216.7801	99004.20	541.9504	216.7801	86.7121	43.3560
5.627	1016-2	228.2537	187877.27	570.6344	228.2537	91.3015	45.6507
6.479	1016-3	220.3560	380643.81	550.8900	220.3560	88.1424	44.0712
6.720	1016-4	222.7606	175723.14	556.9015	222.7606	89.1042	44.5521
6.831	1016-5	217.8441	110823.64	544.6102	217.8441	87.1376	43.5688
9.650	1260-1	224.2047	214748.80	560.5118	224.2047	89.6819	44.8409
10.360	1260-2	210.4434	122364.40	526.1085	210.4434	84.1774	42.0887
10.832	1260-3	218.5751	198840.25	546.4378	218.5751	87.4300	43.7150
10.912	1260-4	224.1192	117780.04	560.2980	224.1192	89.6477	44.8238
11.259	1260-5	218.4349	193630.56	546.0872	218.4349	87.3740	43.6870
14.182	DCBP SURR	41.2753	739777.50	103.1883	41.2753	16.5101	8.2551
		2384.8426	4618128.79				

Client Id: Initial Calibration

Software Version: 4.1<1L22>
Date: 4/7/2017 02:08 PM
Sample Name : mix 100;11f
Data File : E:\TC2017\ECD6\04-APR\406A020.RAW Date: 4/6/2017 09:24 PM
Sequence File: E:\TC2017\ECD6\04-APR\PCB_SEQ.SEQ Cycle: 47 Channel : A
Instrument : AUTO_ECD6 Rack/Vial: 0/11 Operator:
Sample Amount : 1.0000 Dilution Factor : 1.00

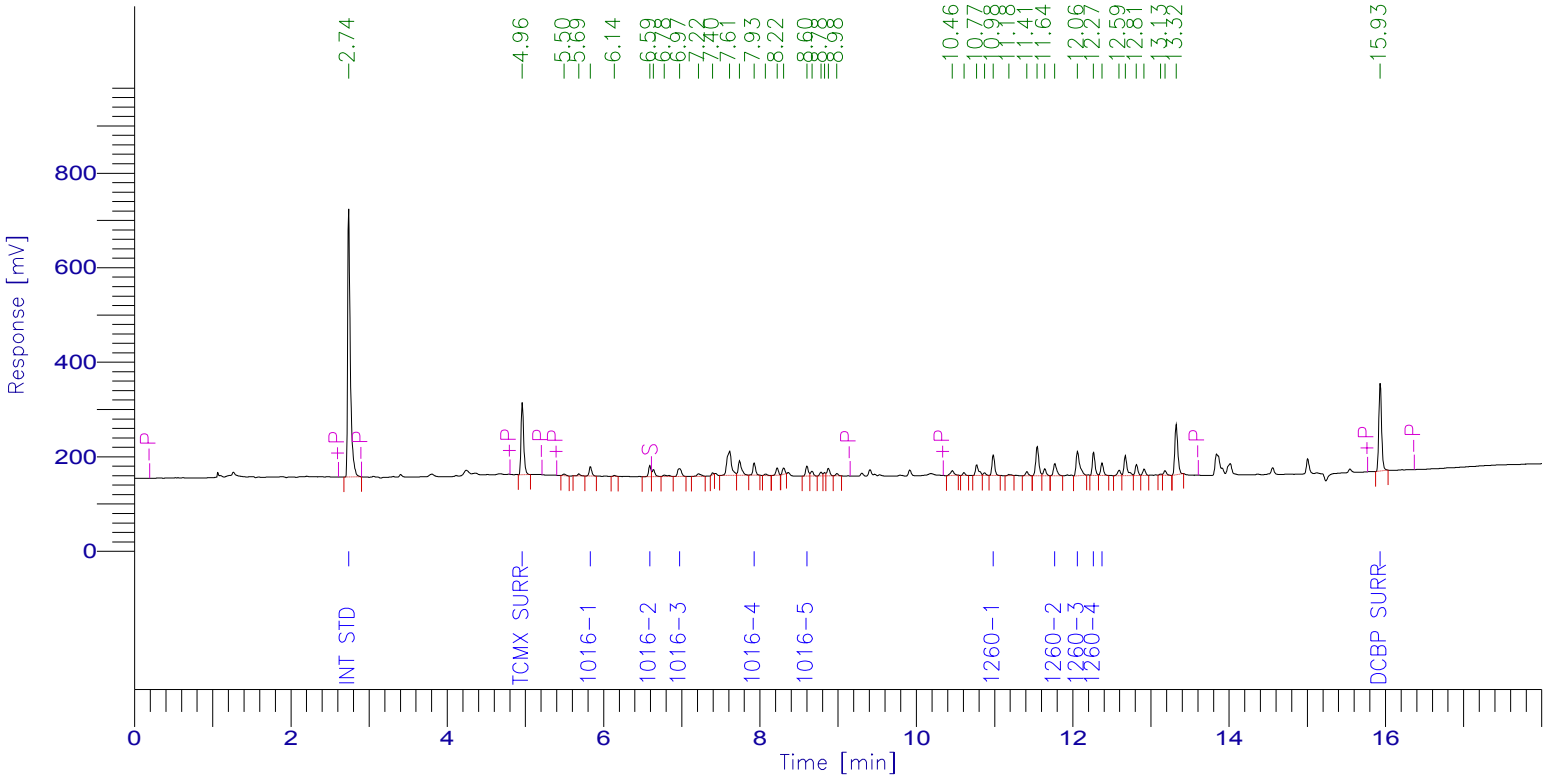

PCB Report

Time [min]	Component Name	Raw Amount	Area [µV·s]	Surrogate SM/WM	Surrogate QC / SL	Spike Rec Soils (%)	Spike Rec Water (%)
2.741	Int Std	100.0000	1360800.61	250.0000	100.0000	40.0000	20.0000
4.961	TCMX SURR	21.7361	357182.61	54.3402	21.7361	8.6944	4.3472
5.832	1016-1	113.1840	46951.90	282.9600	113.1840	45.2736	22.6368
6.592	1016-2	106.7742	48999.43	266.9355	106.7742	42.7097	21.3548
6.974	1016-3	112.6698	57656.83	281.6745	112.6698	45.0679	22.5340
7.927	1016-4	110.1336	61295.43	275.3340	110.1336	44.0534	22.0267
8.600	1016-5	118.6435	52940.72	296.6087	118.6435	47.4574	23.7287
10.983	1260-1	118.2459	104744.37	295.6147	118.2459	47.2984	23.6492
11.770	1260-2	111.4666	73327.40	278.6666	111.4666	44.5866	22.2933
12.060	1260-3	111.4276	166775.00	278.5690	111.4276	44.5710	22.2855
12.266	1260-4	114.0579	116463.48	285.1448	114.0579	45.6232	22.8116
12.374	1260-5	110.3378	64043.83	275.8445	110.3378	44.1351	22.0676
15.930	DCBP SURR	22.2332	462562.48	55.5830	22.2332	8.8933	4.4466
		1270.9102	2973744.09				

Client Id: Initial Calibration

Software Version: 4.1<1L22>
Date: 4/7/2017 02:08 PM
Sample Name : mix 100;11f
Data File : E:\TC2017\ECD6\04-APR\406B020.RAW Date: 4/6/2017 09:24 PM
Sequence File: E:\TC2017\ECD6\04-APR\PCB_SEQ.SEQ Cycle: 47 Channel : B
Instrument : AUTO_ECD6 Rack/Vial: 0/11 Operator:
Sample Amount : 1.0000 Dilution Factor : 1.00

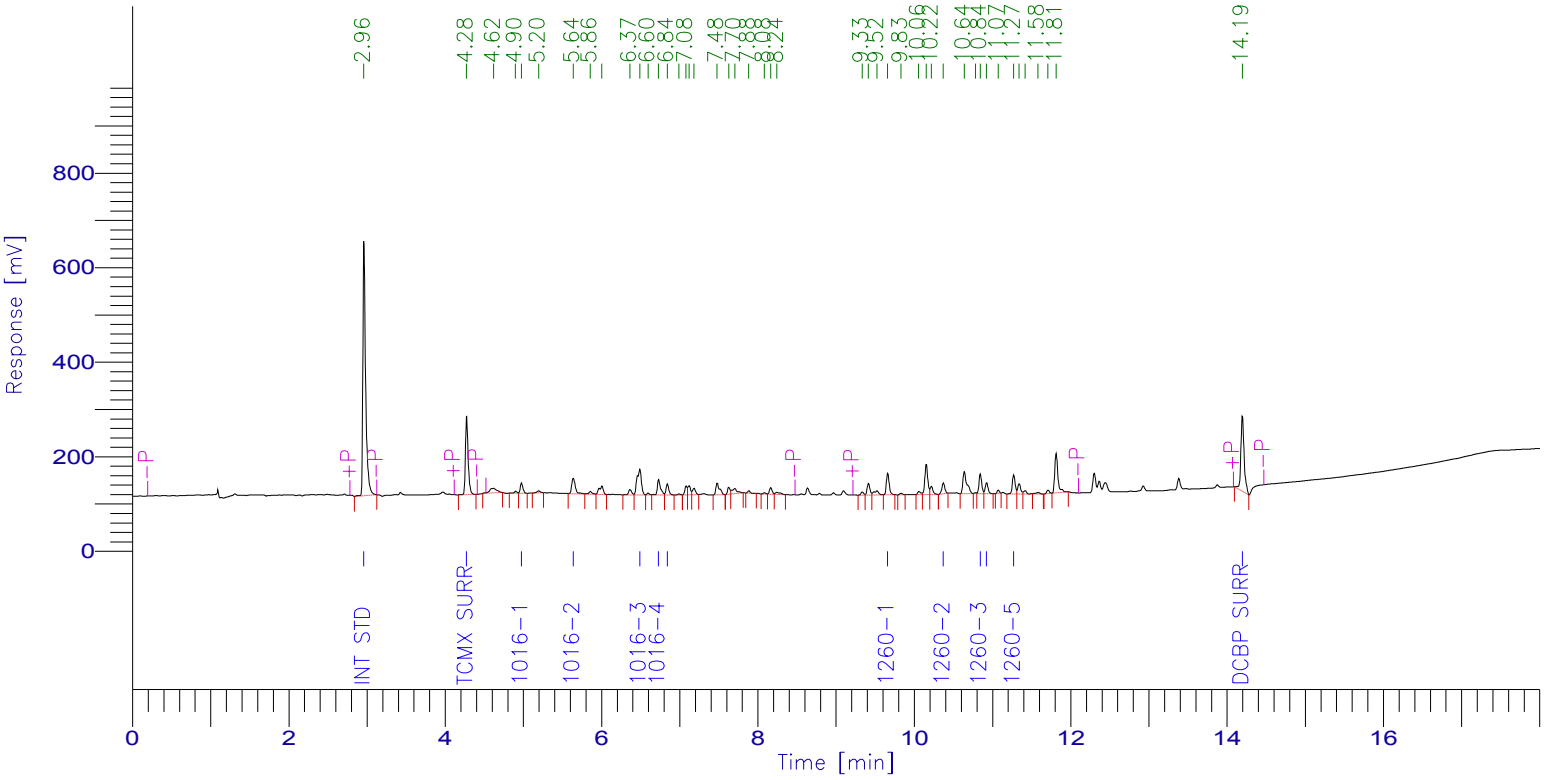

PCB Report

Time [min]	Component Name	Raw Amount	Area [µV·s]	Surrogate SM/WM	Surrogate QC / SL	Spike Rec Soils (%)	Spike Rec Water (%)
2.962	Int Std	100.0000	1340885.58	250.0000	100.0000	40.0000	20.0000
4.275	TCMX SURR	21.7016	400121.88	54.2540	21.7016	8.6806	4.3403
4.976	1016-1	112.0987	52047.92	280.2467	112.0987	44.8395	22.4197
5.638	1016-2	126.6708	105998.94	316.6769	126.6708	50.6683	25.3342
6.491	1016-3	116.4837	204563.33	291.2092	116.4837	46.5935	23.2967
6.730	1016-4	114.0095	91432.44	285.0237	114.0095	45.6038	22.8019
6.841	1016-5	108.5846	56159.54	271.4614	108.5846	43.4338	21.7169
9.659	1260-1	116.6672	113606.63	291.6681	116.6672	46.6669	23.3334
10.371	1260-2	102.8437	60794.76	257.1092	102.8437	41.1375	20.5687
10.843	1260-3	111.5192	103138.78	278.7980	111.5192	44.6077	22.3038
10.924	1260-4	108.3434	57884.72	270.8585	108.3434	43.3374	21.6687
11.270	1260-5	117.5045	105894.96	293.7613	117.5045	47.0018	23.5009
14.194	DCBP SURR	25.2289	459704.15	63.0724	25.2289	10.0916	5.0458
		1281.6557	3152233.64				

Client Id: Initial Calibration

Software Version: 4.1<1L22>
Date: 4/7/2017 02:08 PM
Sample Name : mix 50;11g
Data File : E:\TC2017\ECD6\04-APR\406A021.RAW Date: 4/6/2017 09:46 PM
Sequence File: E:\TC2017\ECD6\04-APR\PCB_SEQ.SEQ Cycle: 48 Channel : A
Instrument : AUTO_ECD6 Rack/Vial: 0/12 Operator:
Sample Amount : 1.0000 Dilution Factor : 1.00

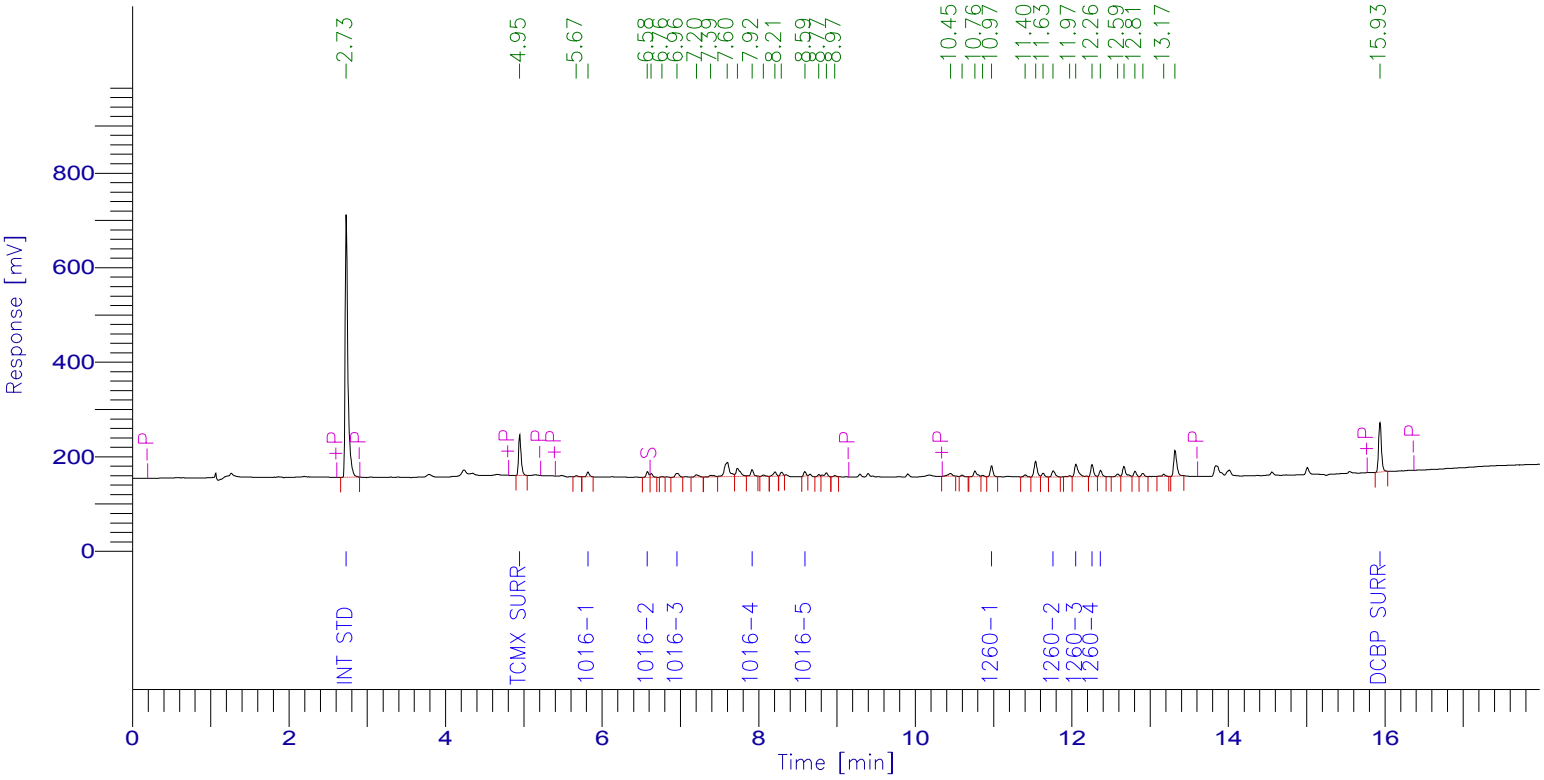

PCB Report

Time [min]	Component Name	Raw Amount	Area [µV·s]	Surrogate SM/WM	Surrogate QC / SL	Spike Rec Soils (%)	Spike Rec Water (%)
2.732	Int Std	100.0000	1336159.64	250.0000	100.0000	40.0000	20.0000
4.948	TCMX SURR	12.1795	196518.49	30.4488	12.1795	4.8718	2.4359
5.820	1016-1	59.4529	24216.16	148.6323	59.4529	23.7812	11.8906
6.580	1016-2	65.5622	29542.16	163.9056	65.5622	26.2249	13.1124
6.955	1016-3	56.3589	28318.47	140.8973	56.3589	22.5436	11.2718
7.916	1016-4	60.8539	33255.26	152.1347	60.8539	24.3415	12.1708
8.589	1016-5	46.3543	20309.53	115.8858	46.3543	18.5417	9.2709
10.974	1260-1	63.5698	55291.65	158.9246	63.5698	25.4279	12.7140
11.761	1260-2	58.7326	37937.11	146.8314	58.7326	23.4930	11.7465
12.051	1260-3	59.9463	88097.61	149.8656	59.9463	23.9785	11.9893
12.258	1260-4	60.4486	60605.80	151.1214	60.4486	24.1794	12.0897
12.366	1260-5	56.1431	31997.29	140.3577	56.1431	22.4572	11.2286
15.934	DCBP SURR	12.9632	264815.46	32.4079	12.9632	5.1853	2.5926
		712.5653	2207064.63				

Client Id: Initial Calibration

Software Version: 4.1<1L22>
Date: 4/7/2017 02:08 PM
Sample Name : mix 50;11g
Data File : E:\TC2017\ECD6\04-APR\406B021.RAW Date: 4/6/2017 09:46 PM
Sequence File: E:\TC2017\ECD6\04-APR\PCB_SEQ.SEQ Cycle: 48 Channel : B
Instrument : AUTO_ECD6 Rack/Vial: 0/12 Operator:
Sample Amount : 1.0000 Dilution Factor : 1.00

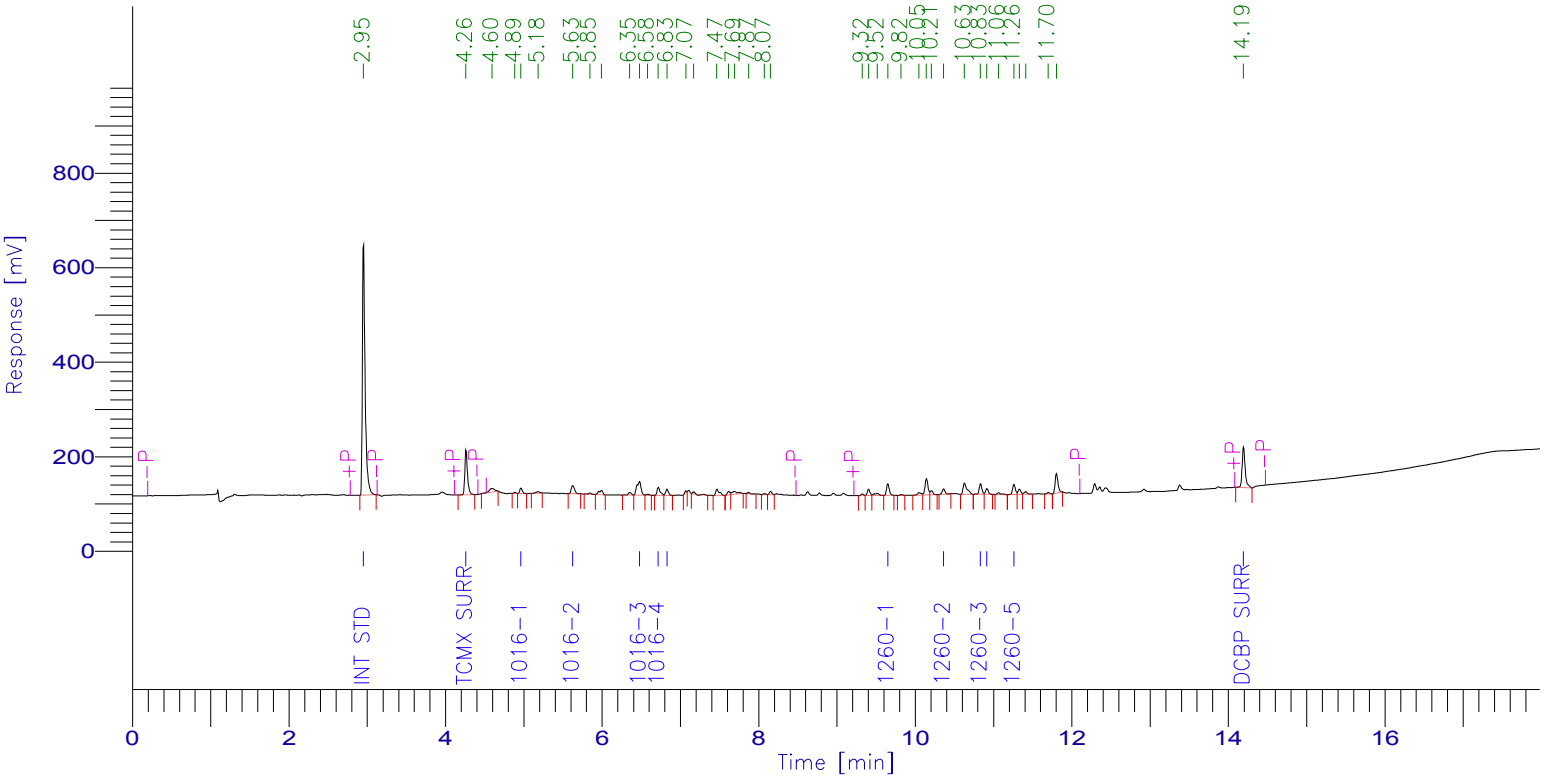

PCB Report

Time [min]	Component Name	Raw Amount	Area [µV·s]	Surrogate SM/WM	Surrogate QC / SL	Spike Rec Soils (%)	Spike Rec Water (%)
2.952	Int Std	100.0000	1302151.78	250.0000	100.0000	40.0000	20.0000
4.262	TCMX SURR	12.3938	221908.62	30.9845	12.3938	4.9575	2.4788
4.963	1016-1	59.8141	26969.71	149.5352	59.8141	23.9256	11.9628
5.625	1016-2	62.9536	51158.23	157.3840	62.9536	25.1814	12.5907
6.479	1016-3	63.9869	109124.79	159.9672	63.9869	25.5947	12.7974
6.718	1016-4	60.7134	47283.94	151.7834	60.7134	24.2853	12.1427
6.829	1016-5	64.6911	32491.51	161.7278	64.6911	25.8764	12.9382
9.649	1260-1	64.4551	60951.19	161.1378	64.4551	25.7821	12.8910
10.362	1260-2	52.7376	30274.63	131.8440	52.7376	21.0950	10.5475
10.833	1260-3	62.3175	55969.59	155.7937	62.3175	24.9270	12.4635
10.915	1260-4	57.9628	30073.28	144.9070	57.9628	23.1851	11.5926
11.260	1260-5	63.1030	55225.59	157.7574	63.1030	25.2412	12.6206
14.192	DCBP SURR	13.3377	236009.37	33.3442	13.3377	5.3351	2.6675
		738.4664	2259592.23				

6E

PCB INITIAL CALIBRATION OF SINGLE COMPONENT ANALYTES (FACTORS)

Lab Name: Phoenix Environmental Client: NETC

Lab Code: Phoenix Case No.: SAS No.: SDG No.: GBY06958

Instr ID: ECD6 Levels: 1

GC Col A: ID: (mm) Analysis Dates: 04/25/17 - 04/25/17

Method File: SP1254A

CALIBRATION FACTORS

COMPOUND	Level 1 425A004	Level 2	Level 3	Level 4	Level 5	Level 6	Level 7	Level 8	MEAN	%RSD	*
Aroclor 1254-1	0.045										
Aroclor 1254-2	0.057										
Aroclor 1254-3	0.080										
Aroclor 1254-4	0.072										
Aroclor 1254-5	0.068										
Decachlorobiphenyl	1.529										
Tetrachloro-m-xylene	1.208										

%RSD must be less than or equal 20.0% for all compounds. (*) Criteria exceeded.

FORM VI PCB

6E

PCB INITIAL CALIBRATION OF SINGLE COMPONENT ANALYTES (FACTORS)

Lab Name: Phoenix Environmental Client: NETC

Lab Code: Phoenix Case No.: SAS No.: SDG No.: GBY06958

Instr ID: ECD6 Levels: 1

GC Col A: ID: (mm) Analysis Dates: 04/25/17 - 04/25/17

Method File: SP1254B

CALIBRATION FACTORS

COMPOUND	Level 1 425B004	Level 2	Level 3	Level 4	Level 5	Level 6	Level 7	Level 8	MEAN	%RSD	*
Aroclor 1254-1	0.048										
Aroclor 1254-2	0.064										
Aroclor 1254-3	0.054										
Aroclor 1254-4	0.069										
Aroclor 1254-5	0.064										
Decachlorobiphenyl	1.359										
Tetrachloro-m-xylene	1.375										

%RSD must be less than or equal 20.0% for all compounds. (*) Criteria exceeded.

FORM VI PCB

Sample: 1254 1221;11y File: 425A004

Software Version: 4.1<1L22>
Date: 4/25/2017 09:35 AM
Sample Name : 1254 1221;11y
Data File   : E:\TC2017\ECD6\04-APR\425A004.RAW   Date: 4/25/2017 07:31 AM
Sequence File: E:\TC2017\ECD6\04-APR\PCB_SEQ.SEQ   Cycle: 310   Channel : A
Instrument   : AUTO_ECD6   Rack/Vial: 0/4   Operator:
Sample Amount   : 1.0000   Dilution Factor : 1.00

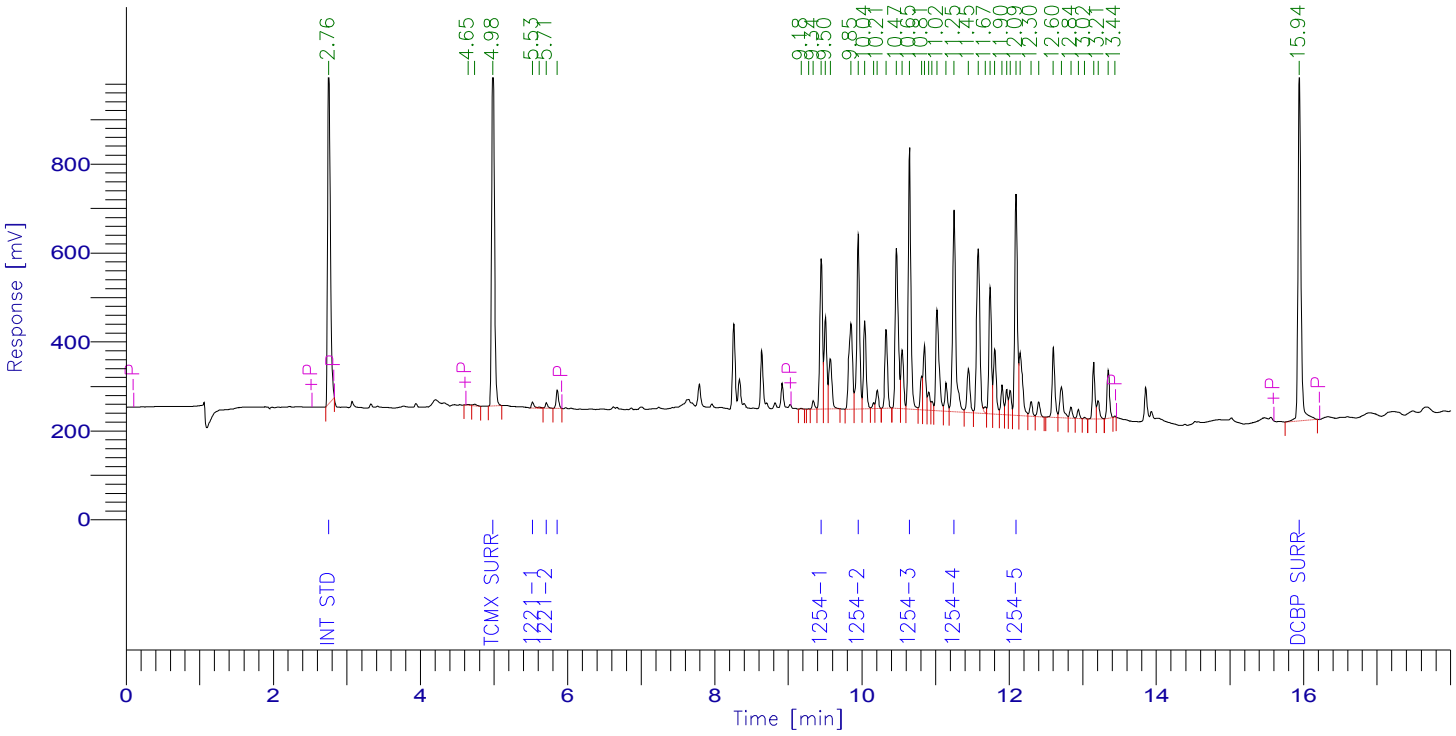

PCB Report

Time [min]	Component Name	Raw Amount	Area [µV·s]	Surrogate SM/WM	Surrogate QC / SL	Spike Rec Soils (%)	Spike Rec Water (%)
2.755	Int Std	100.0000	1864645.77	250.0000	100.0000	40.0000	20.0000
4.984	TCMX SURR	90.5027	2037721.34	226.2566	90.5027	36.2011	18.1005
5.525	1221-1	100.0000	32651.31	250.0000	100.0000	40.0000	20.0000
5.713	1221-2	100.0000	29336.41	250.0000	100.0000	40.0000	20.0000
5.861	1221-3	100.0000	97005.13	250.0000	100.0000	40.0000	20.0000
9.446	1254-1	1000.0000	848082.97	2500.0000	1000.0000	400.0000	200.0000
9.949	1254-2	1000.0000	1061322.00	2500.0000	1000.0000	400.0000	200.0000
10.645	1254-3	1000.0000	1498109.82	2500.0000	1000.0000	400.0000	200.0000
11.251	1254-4	1000.0000	1339765.81	2500.0000	1000.0000	400.0000	200.0000
12.092	1254-5	1000.0000	1276126.10	2500.0000	1000.0000	400.0000	200.0000
15.944	DCBP SURR	78.7915	2246086.81	196.9788	78.7915	31.5166	15.7583
		5569.2942	12330853.47				

Sample: 1254 1221;11y File: 425B004

Software Version: 4.1<1L22>
Date: 4/25/2017 09:36 AM
Sample Name : 1254 1221;11y
Data File   : E:\TC2017\ECD6\04-APR\425B004.RAW   Date: 4/25/2017 07:31 AM
Sequence File: E:\TC2017\ECD6\04-APR\PCB_SEQ.SEQ   Cycle: 310   Channel : B
Instrument   : AUTO_ECD6   Rack/Vial: 0/4   Operator:
Sample Amount   : 1.0000   Dilution Factor : 1.00

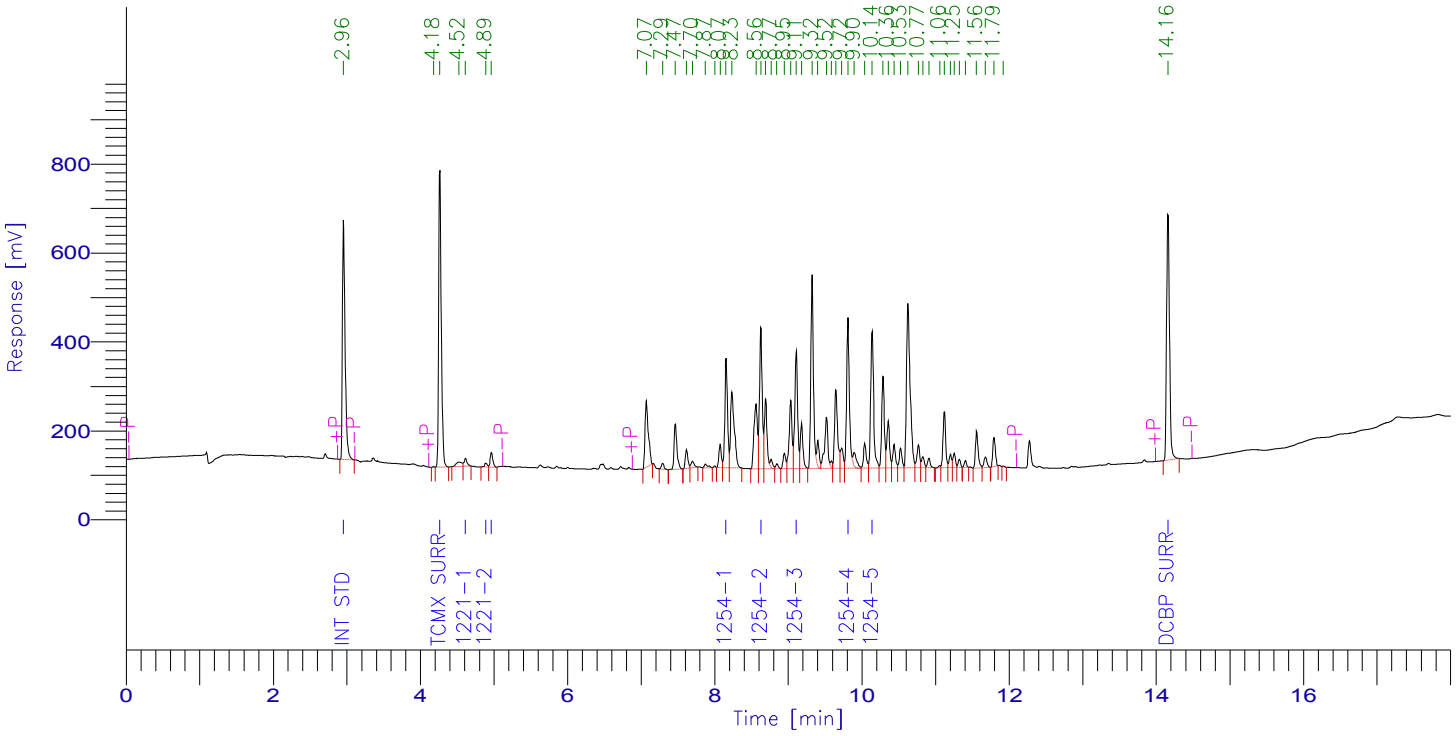

PCB Report

Time [min]	Component Name	Raw Amount	Area [µV·s]	Surrogate SM/WM	Surrogate QC / SL	Spike Rec Soils (%)	Spike Rec Water (%)
2.956	Int Std	100.0000	1326243.06	250.0000	100.0000	40.0000	20.0000
4.265	TCMX SURR	90.2052	1644967.61	225.5130	90.2052	36.0821	18.0410
4.614	1221-1	100.0000	47848.35	250.0000	100.0000	40.0000	20.0000
4.890	1221-2	100.0000	20246.32	250.0000	100.0000	40.0000	20.0000
4.966	1221-3	100.0000	79066.72	250.0000	100.0000	40.0000	20.0000
8.154	1254-1	1000.0000	638239.55	2500.0000	1000.0000	400.0000	200.0000
8.626	1254-2	1000.0000	850289.38	2500.0000	1000.0000	400.0000	200.0000
9.107	1254-3	1000.0000	721157.55	2500.0000	1000.0000	400.0000	200.0000
9.808	1254-4	1000.0000	918965.49	2500.0000	1000.0000	400.0000	200.0000
10.137	1254-5	1000.0000	848232.06	2500.0000	1000.0000	400.0000	200.0000
14.157	DCBP SURR	83.2787	1500874.59	208.1967	83.2787	33.3115	16.6557
		5573.4839	8596130.68				

6E

PCB INITIAL CALIBRATION OF SINGLE COMPONENT ANALYTES (FACTORS)

Lab Name: Phoenix Environmental Client: NETC

Lab Code: Phoenix Case No.: SAS No.: SDG No.: GBY06958

Instr ID: ECD3 Levels: 1

GC Col A: ID: (mm) Analysis Dates: 04/26/17 - 04/26/17

Method File: SP1254A

CALIBRATION FACTORS

COMPOUND	Level 1 426A004	Level 2	Level 3	Level 4	Level 5	Level 6	Level 7	Level 8	MEAN	%RSD	*
Aroclor 1254-1	0.047										
Aroclor 1254-2	0.061										
Aroclor 1254-3	0.088										
Aroclor 1254-4	0.069										
Aroclor 1254-5	0.102										
Decachlorobiphenyl	1.403										
Tetrachloro-m-xylene	1.384										

%RSD must be less than or equal 20.0% for all compounds. (*) Criteria exceeded.

FORM VI PCB

6E

PCB INITIAL CALIBRATION OF SINGLE COMPONENT ANALYTES (FACTORS)

Lab Name: Phoenix Environmental Client: NETC

Lab Code: Phoenix Case No.: SAS No.: SDG No.: GBY06958

Instr ID: ECD3 Levels: 1

GC Col A: ID: (mm) Analysis Dates: 04/26/17 - 04/26/17

Method File: SP1254B

CALIBRATION FACTORS

COMPOUND	Level 1 426B004	Level 2	Level 3	Level 4	Level 5	Level 6	Level 7	Level 8	MEAN	%RSD	*
Aroclor 1254-1	0.067										
Aroclor 1254-2	0.064										
Aroclor 1254-3	0.103										
Aroclor 1254-4	0.064										
Aroclor 1254-5	0.099										
Decachlorobiphenyl	1.282										
Tetrachloro-m-xylene	1.401										

%RSD must be less than or equal 20.0% for all compounds. (*) Criteria exceeded.

FORM VI PCB

Sample: 1254 1221;11Y File: 426A004

Software Version: 4.1<1L22>
Date: 4/26/2017 07:30 AM
Sample Name : 1254 1221;11Y
Data File   : E:\TC2017\ECD3\04-APR\426A004.RAW   Date: 4/26/2017 06:55 AM
Sequence File: E:\TC2017\ECD3\04-APR\PCB.SEQ   Cycle: 486   Channel : A
Instrument   : AUTO_ECD3   Rack/Vial: 0/3   Operator:
Sample Amount   : 1.0000   Dilution Factor : 1.00

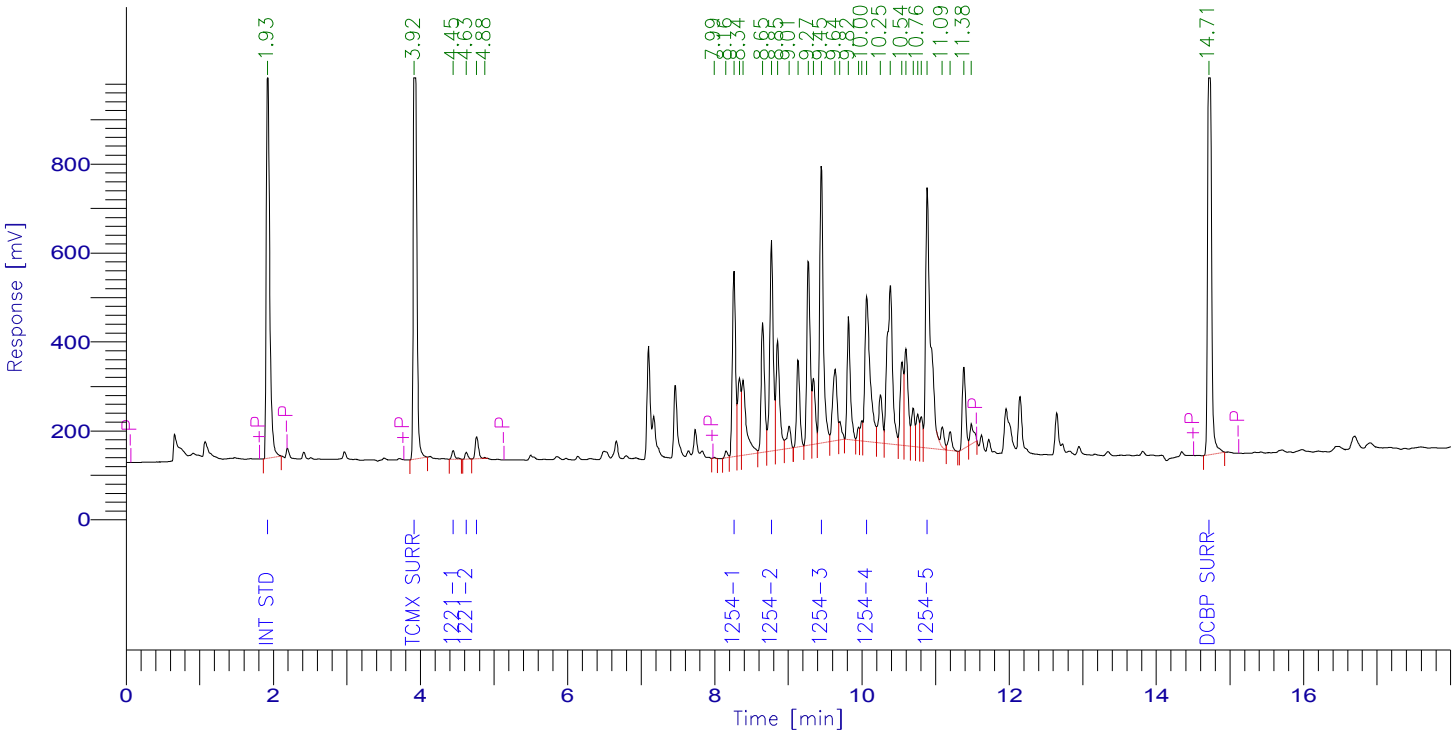

PCB Report

Time [min]	Component Name	Raw Amount	Area [µV·s]	Surrogate SM/WM	Surrogate QC / SL	Spike Rec Soils (%)	Spike Rec Water (%)
1.927	Int Std	100.0000	2759403.77	250.0000	100.0000	40.0000	20.0000
3.917	TCMX SURR	77.8701	2973011.57	194.6753	77.8701	31.1480	15.5740
4.445	1221-1	132.7889	60686.86	331.9722	132.7889	53.1156	26.5578
4.625	1221-2	102.0132	42444.70	255.0330	102.0132	40.8053	20.4026
4.766	1221-3	101.4090	156560.56	253.5224	101.4090	40.5636	20.2818
8.260	1254-1	998.7265	1282845.91	2496.8163	998.7265	399.4906	199.7453
8.770	1254-2	941.9721	1597115.82	2354.9302	941.9721	376.7888	188.3944
9.447	1254-3	876.8911	2129432.21	2192.2278	876.8911	350.7564	175.3782
10.064	1254-4	842.7913	1615073.94	2106.9784	842.7913	337.1165	168.5583
10.887	1254-5	971.1679	2727138.30	2427.9198	971.1679	388.4672	194.2336
14.714	DCBP SURR	82.7124	3203076.74	206.7810	82.7124	33.0850	16.5425
		5228.3426	18546790.38				

Sample: 1254 1221;11Y File: 426B004

Software Version: 4.1<1L22>
Date: 4/26/2017 07:32 AM
Sample Name : 1254 1221;11Y
Data File   : E:\TC2017\ECD3\04-APR\426B004.RAW   Date: 4/26/2017 06:55 AM
Sequence File: E:\TC2017\ECD3\04-APR\PCB.SEQ   Cycle: 486   Channel : B
Instrument   : AUTO_ECD3   Rack/Vial: 0/3   Operator:
Sample Amount   : 1.0000   Dilution Factor : 1.00

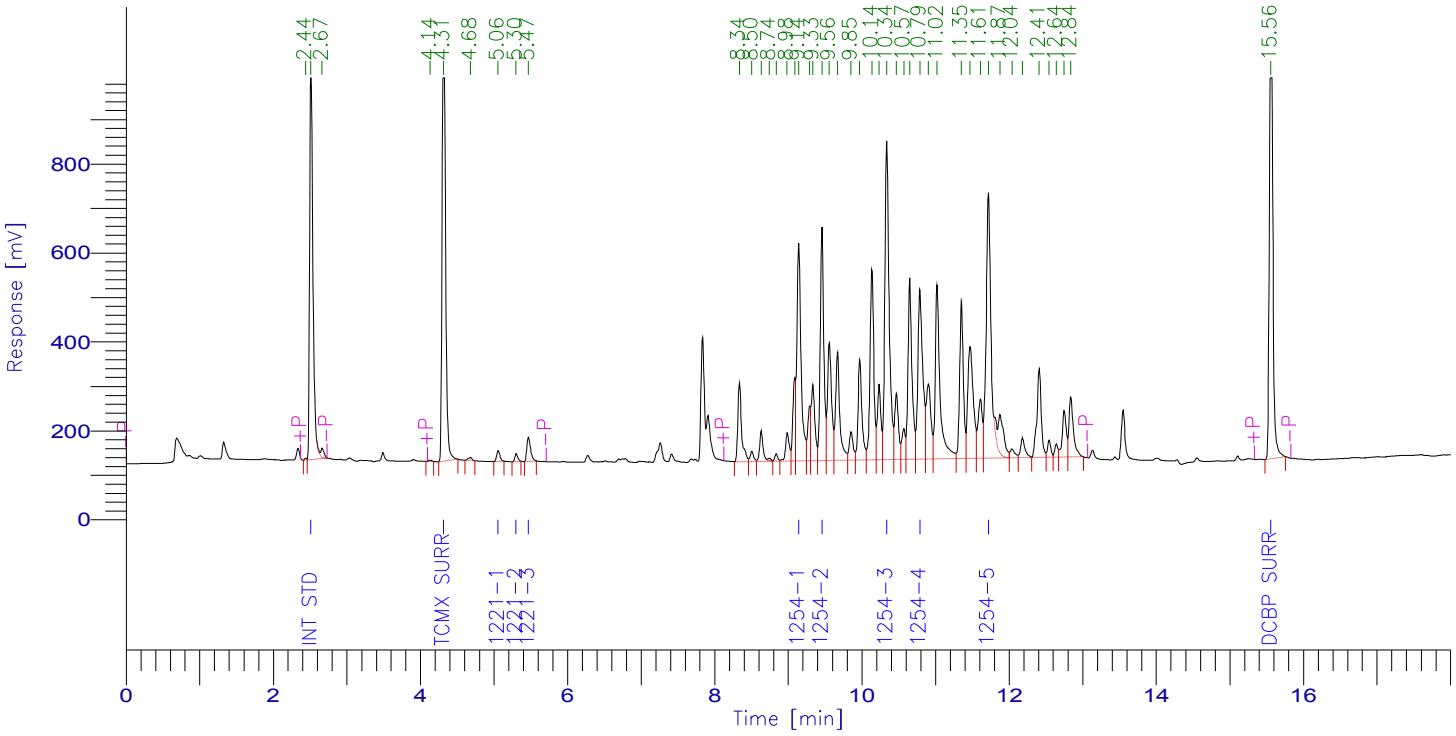

PCB Report

Time [min]	Component Name	Raw Amount	Area [µV·s]	Surrogate SM/WM	Surrogate QC / SL	Spike Rec Soils (%)	Spike Rec Water (%)
2.515	Int Std	100.0000	2834924.17	250.0000	100.0000	40.0000	20.0000
4.314	TCMX SURR	79.3431	3151293.03	198.3578	79.3431	31.7372	15.8686
5.057	1221-1	105.5833	72749.95	263.9583	105.5833	42.2333	21.1167
5.303	1221-2	101.3550	47996.05	253.3876	101.3550	40.5420	20.2710
5.468	1221-3	101.2748	191449.51	253.1870	101.2748	40.5099	20.2550
9.141	1254-1	993.8760	1884721.79	2484.6901	993.8760	397.5504	198.7752
9.456	1254-2	979.0229	1784094.93	2447.5573	979.0229	391.6092	195.8046
10.335	1254-3	983.3767	2876333.19	2458.4417	983.3767	393.3507	196.6753
10.786	1254-4	969.0577	1759852.14	2422.6442	969.0577	387.6231	193.8115
11.718	1254-5	987.4889	2775338.90	2468.7222	987.4889	394.9956	197.4978
15.555	DCBP SURR	86.5200	3144951.47	216.3001	86.5200	34.6080	17.3040
		5486.8985	20523705.13				

6E

PCB INITIAL CALIBRATION OF SINGLE COMPONENT ANALYTES (FACTORS)

Lab Name: Phoenix Environmental Client: NETC

Lab Code: Phoenix Case No.: _____ SAS No.: _____ SDG No.: GBY06958

Instr ID: ECD1 Levels: 1

GC Col A: _____ ID: _____ (mm) Analysis Dates: 05/01/17 - 05/01/17

Method File: SP1254A

CALIBRATION FACTORS

COMPOUND	Level 1 501A005	Level 2	Level 3	Level 4	Level 5	Level 6	Level 7	Level 8	MEAN	%RSD	*
Aroclor 1254-1	0.061										
Aroclor 1254-2	0.077										
Aroclor 1254-3	0.107										
Aroclor 1254-4	0.091										
Aroclor 1254-5	0.119										
Decachlorobiphenyl	1.005										
Tetrachloro-m-xylene	1.548										

%RSD must be less than or equal 20.0% for all compounds. (*) Criteria exceeded.

FORM VI PCB

6E

PCB INITIAL CALIBRATION OF SINGLE COMPONENT ANALYTES (FACTORS)

Lab Name: Phoenix Environmental Client: NETC

Lab Code: Phoenix Case No.: _____ SAS No.: _____ SDG No.: GBY06958

Instr ID: ECD1 Levels: 1

GC Col A: _____ ID: _____ (mm) Analysis Dates: 05/01/17 - 05/01/17

Method File: SP1254A

CALIBRATION FACTORS

COMPOUND	Level 1 501B005	Level 2	Level 3	Level 4	Level 5	Level 6	Level 7	Level 8	MEAN	%RSD	*
Aroclor 1254-1	0.075										
Aroclor 1254-2	0.074										
Aroclor 1254-3	0.119										
Aroclor 1254-4	0.058										
Aroclor 1254-5	0.104										
Decachlorobiphenyl	1.082										
Tetrachloro-m-xylene	1.555										

%RSD must be less than or equal 20.0% for all compounds. (*) Criteria exceeded.

FORM VI PCB

Sample: 1254 1221;12d File: 501A005

Software Version: 4.1<1L22>
Date: 5/1/2017 01:36 PM
Sample Name : 1254 1221;12d
Data File   : E:\TC2017\ECD1\05-MAY\501A005.RAW   Date: 5/1/2017 08:27 AM
Sequence File: E:\TC2017\ECD1\05-MAY\PCBSEQ.SEQ   Cycle: 5   Channel : A
Instrument   : AUTO_ECD1   Rack/Vial: 0/3   Operator:
Sample Amount   : 1.0000   Dilution Factor : 1.00

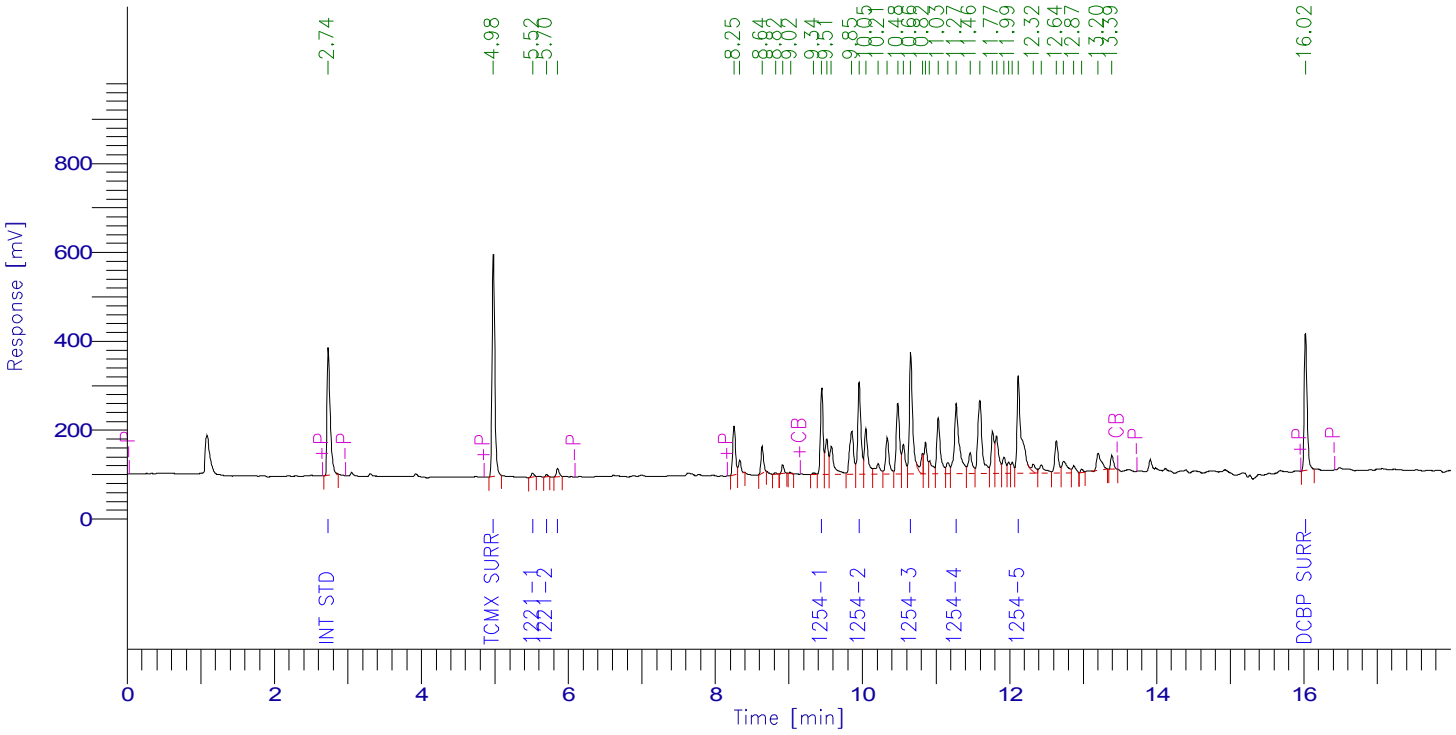

PCB Report

Time [min]	Component Name	Raw Amount	Area [µV·s]	Surrogate SM/WM	Surrogate QC / SL	Spike Rec Soils (%)	Spike Rec Water (%)
2.735	Int Std	100.0000	812315.29	250.0000	100.0000	40.0000	20.0000
4.979	TCMX SURR	102.0575	1283087.96	255.1438	102.0575	40.8230	20.4115
5.516	1221-1	100.0000	22019.10	250.0000	100.0000	40.0000	20.0000
5.703	1221-2	100.0000	10679.27	250.0000	100.0000	40.0000	20.0000
5.854	1221-3	100.0000	47360.00	250.0000	100.0000	40.0000	20.0000
9.445	1254-1	1000.0000	499205.91	2500.0000	1000.0000	400.0000	200.0000
9.955	1254-2	1000.0000	626490.24	2500.0000	1000.0000	400.0000	200.0000
10.656	1254-3	1000.0000	867972.16	2500.0000	1000.0000	400.0000	200.0000
11.272	1254-4	1000.0000	743063.41	2500.0000	1000.0000	400.0000	200.0000
12.119	1254-5	1000.0000	965116.29	2500.0000	1000.0000	400.0000	200.0000
16.024	DCBP SURR	103.4096	843960.45	258.5241	103.4096	41.3639	20.6819
		5605.4672	6721270.08				

Sample: 1254 1221;12d File: 501B005

Software Version: 4.1<1L22>
Date: 5/1/2017 01:35 PM
Sample Name : 1254 1221;12d
Data File   : E:\TC2017\ECD1\05-MAY\501B005.RAW   Date: 5/1/2017 08:27 AM
Sequence File: E:\TC2017\ECD1\05-MAY\PCBSEQ.SEQ   Cycle: 5   Channel : B
Instrument   : AUTO_ECD1   Rack/Vial: 0/3   Operator:
Sample Amount   : 1.0000   Dilution Factor : 1.00

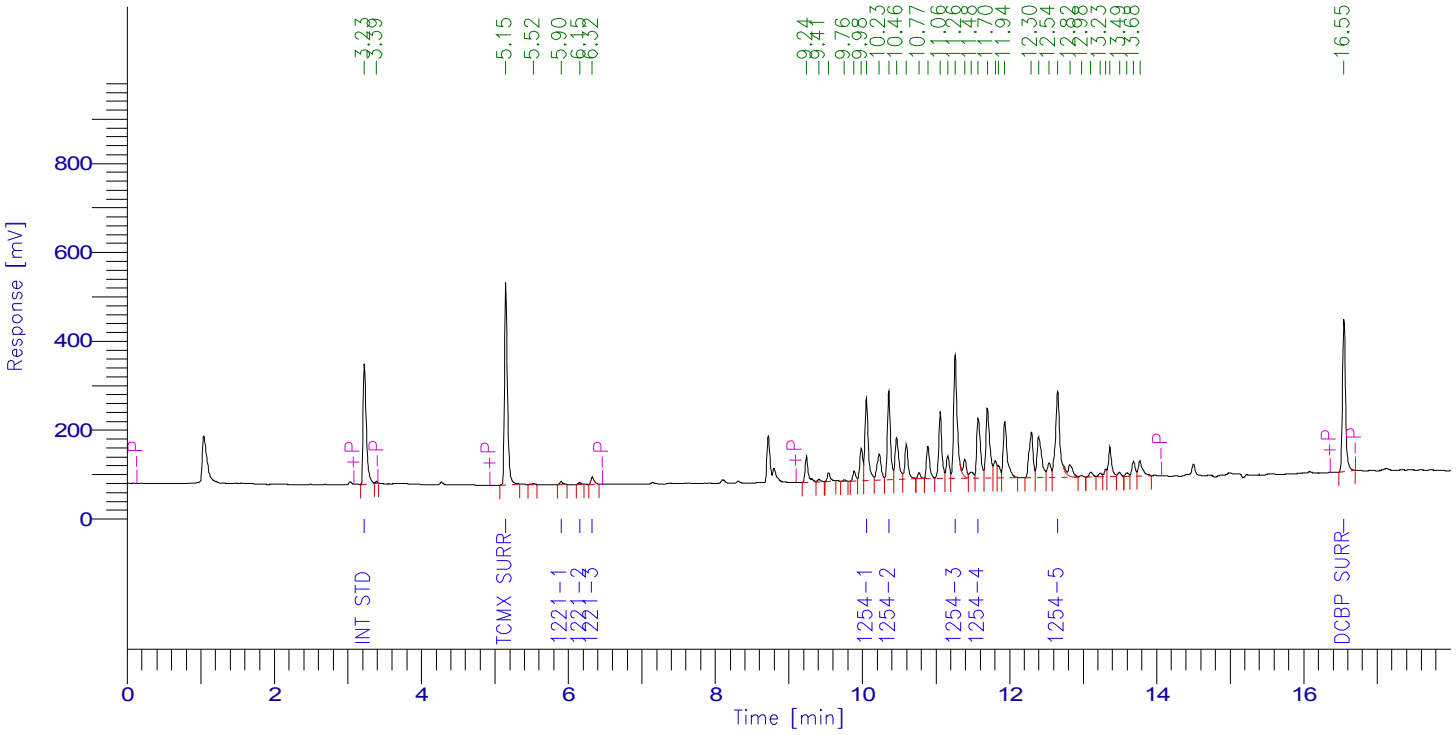

PCB Report

Time [min]	Component Name	Raw Amount	Area [µV·s]	Surrogate SM/WM	Surrogate QC / SL	Spike Rec Soils (%)	Spike Rec Water (%)
3.226	Int Std	100.0000	800179.68	250.0000	100.0000	40.0000	20.0000
5.149	TCMX SURR	102.6454	1277195.70	256.6135	102.6454	41.0582	20.5291
5.900	1221-1	100.0000	20729.59	250.0000	100.0000	40.0000	20.0000
6.154	1221-2	100.0000	12245.49	250.0000	100.0000	40.0000	20.0000
6.324	1221-3	100.0000	51962.74	250.0000	100.0000	40.0000	20.0000
10.053	1254-1	1000.0000	597101.14	2500.0000	1000.0000	400.0000	200.0000
10.357	1254-2	1000.0000	595262.63	2500.0000	1000.0000	400.0000	200.0000
11.258	1254-3	1000.0000	955692.60	2500.0000	1000.0000	400.0000	200.0000
11.574	1254-4	1000.0000	463804.83	2500.0000	1000.0000	400.0000	200.0000
12.652	1254-5	1000.0000	829698.69	2500.0000	1000.0000	400.0000	200.0000
16.545	DCBP SURR	113.9652	986886.96	284.9131	113.9652	45.5861	22.7930
		5616.6106	6590760.06				

Software Version: 4.1<1L22>
Date: 9/7/2016 03:10 PM
Sample Name : 1221 1000
Data File : E:\TC2015\ECD24\06-JUN\618A029.RAW Date: 6/18/2015 09:00 PM
Sequence File: E:\TC2015\ECD24\06-JUN\PCB.SEQ Cycle: 369 Channel : A
Instrument : AUTO_ECD24 Rack/Vial: 0/0 Operator:
Sample Amount : 1.0000 Dilution Factor : 1.00

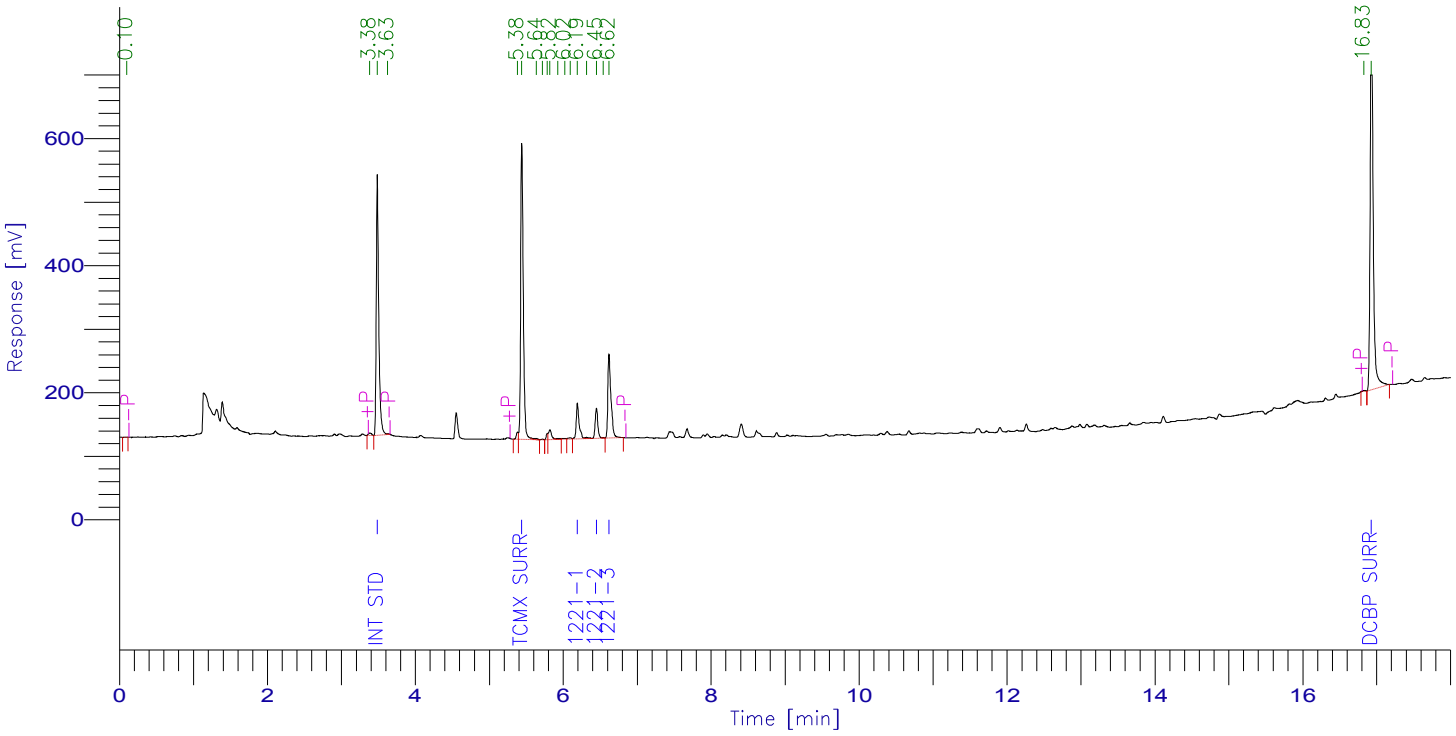

PCB Report

Time [min]	Component Name	Raw Amount	Area [µV·s]	Surrogate SM/WM	Surrogate QC / SL	Spike Rec Soils (%)	Spike Rec Water (%)
3.486	Int Std	100.0000	964948.32	250.0000	100.0000	40.0000	20.0000
5.440	TCMX SURR	100.0000	1145680.46	250.0000	100.0000	40.0000	20.0000
6.192	1221-1	1000.0000	157526.55	2500.0000	1000.0000	400.0000	200.0000
6.448	1221-2	1000.0000	120315.78	2500.0000	1000.0000	400.0000	200.0000
6.619	1221-3	1000.0000	392096.86	2500.0000	1000.0000	400.0000	200.0000
16.927	DCBP SURR	100.0000	1801049.12	250.0000	100.0000	40.0000	20.0000
		3300.0000	4581617.09				

Software Version: 4.1<1L22>
Date: 9/7/2016 03:18 PM
Sample Name : 1221 1000
Data File : E:\TC2015\ECD24\06-JUN\618B029.RAW Date: 6/18/2015 09:00 PM
Sequence File: E:\TC2015\ECD24\06-JUN\PCB.SEQ Cycle: 369 Channel : B
Instrument : AUTO_ECD24 Rack/Vial: 0/0 Operator:
Sample Amount : 1.0000 Dilution Factor : 1.00

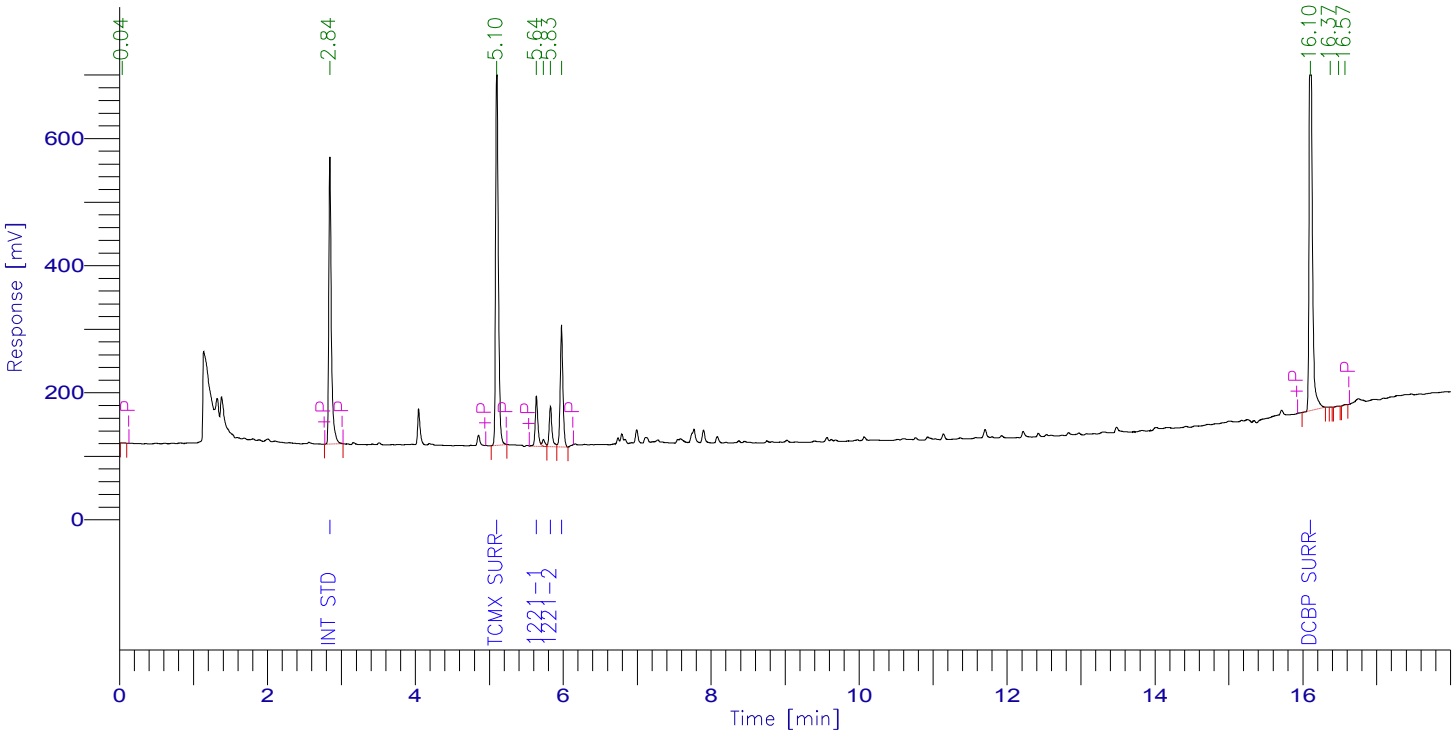

PCB Report

Time [min]	Component Name	Raw Amount	Area [µV·s]	Surrogate SM/WM	Surrogate QC / SL	Spike Rec Soils (%)	Spike Rec Water (%)
2.844	Int Std	100.0000	1086912.48	250.0000	100.0000	40.0000	20.0000
5.102	TCMX SURR	100.0000	1523483.84	250.0000	100.0000	40.0000	20.0000
5.638	1221-1	1000.0000	206138.62	2500.0000	1000.0000	400.0000	200.0000
5.827	1221-2	1000.0000	166116.43	2500.0000	1000.0000	400.0000	200.0000
5.977	1221-3	1000.0000	493227.19	2500.0000	1000.0000	400.0000	200.0000
16.103	DCBP SURR	100.0000	1942433.12	250.0000	100.0000	40.0000	20.0000
		3300.0000	5418311.68				

Software Version: 4.1<1L22>
Date: 9/7/2016 03:12 PM
Sample Name : 1232 1000
Data File : E:\TC2015\ECD24\06-JUN\618A030.RAW Date: 6/18/2015 09:23 PM
Sequence File: E:\TC2015\ECD24\06-JUN\PCB.SEQ Cycle: 370 Channel : A
Instrument : AUTO_ECD24 Rack/Vial: 0/0 Operator:
Sample Amount : 1.0000 Dilution Factor : 1.00

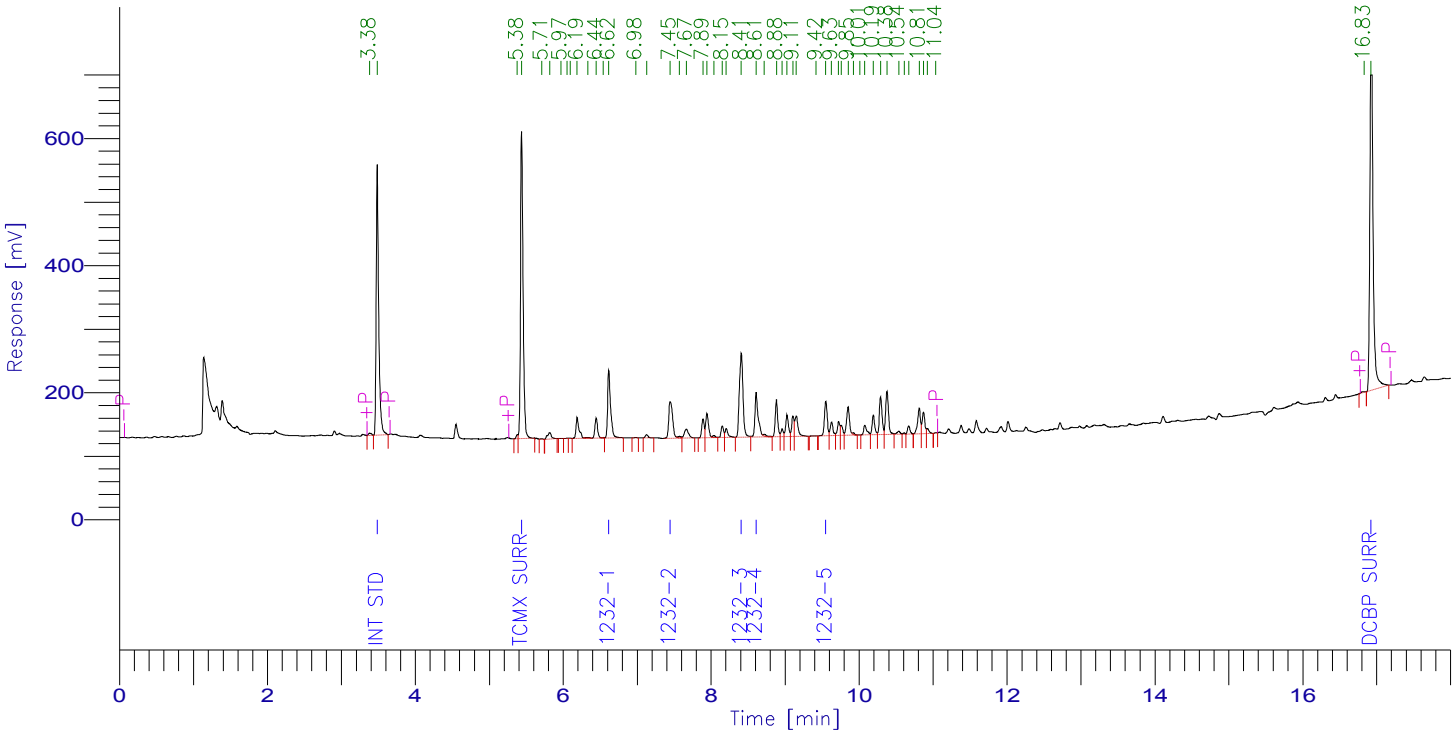

PCB Report

Time [min]	Component Name	Raw Amount	Area [µV·s]	Surrogate SM/WM	Surrogate QC / SL	Spike Rec Soils (%)	Spike Rec Water (%)
3.485	Int Std	100.0000	1013963.38	250.0000	100.0000	40.0000	20.0000
5.438	TCMX SURR	100.0000	1178221.92	250.0000	100.0000	40.0000	20.0000
6.616	1232-1	1000.0000	300543.87	2500.0000	1000.0000	400.0000	200.0000
7.446	1232-2	1000.0000	212913.80	2500.0000	1000.0000	400.0000	200.0000
8.408	1232-3	1000.0000	449612.28	2500.0000	1000.0000	400.0000	200.0000
8.608	1232-4	1000.0000	223137.93	2500.0000	1000.0000	400.0000	200.0000
9.549	1232-5	1000.0000	136737.44	2500.0000	1000.0000	400.0000	200.0000
16.924	DCBP SURR	100.0000	1842865.12	250.0000	100.0000	40.0000	20.0000
		5300.0000	5357995.74				

Software Version: 4.1<1L22>
Date: 9/7/2016 03:19 PM
Sample Name : 1232 1000
Data File : E:\TC2015\ECD24\06-JUN\618B030.RAW Date: 6/18/2015 09:23 PM
Sequence File: E:\TC2015\ECD24\06-JUN\PCB.SEQ Cycle: 370 Channel : B
Instrument : AUTO_ECD24 Rack/Vial: 0/0 Operator:
Sample Amount : 1.0000 Dilution Factor : 1.00

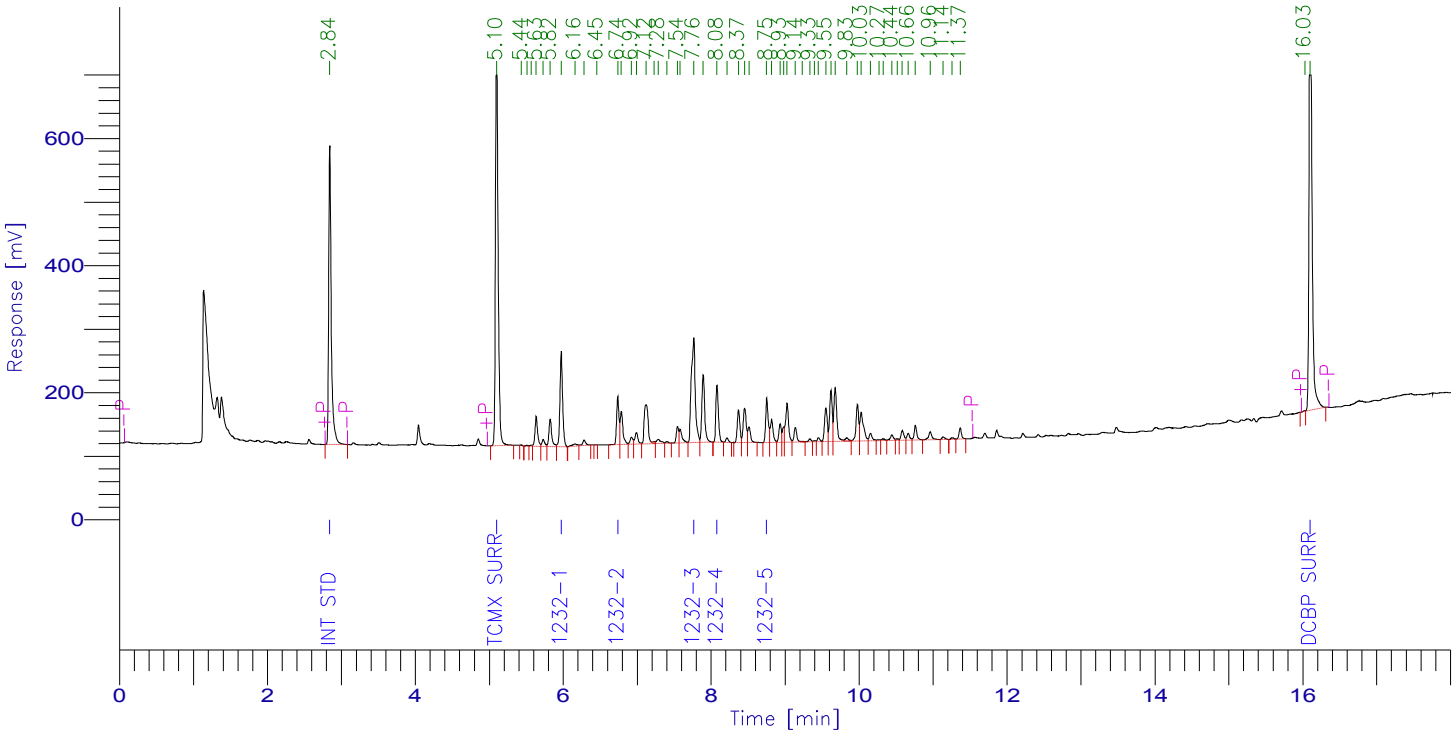

PCB Report

Time [min]	Component Name	Raw Amount	Area [µV·s]	Surrogate SM/WM	Surrogate QC / SL	Spike Rec Soils (%)	Spike Rec Water (%)
2.842	Int Std	100.0000	1138206.24	250.0000	100.0000	40.0000	20.0000
5.100	TCMX SURR	100.0000	1570203.52	250.0000	100.0000	40.0000	20.0000
5.973	1232-1	1000.0000	381431.39	2500.0000	1000.0000	400.0000	200.0000
6.737	1232-2	1000.0000	176727.68	2500.0000	1000.0000	400.0000	200.0000
7.764	1232-3	1000.0000	617429.50	2500.0000	1000.0000	400.0000	200.0000
8.079	1232-4	1000.0000	211351.96	2500.0000	1000.0000	400.0000	200.0000
8.752	1232-5	1000.0000	173172.46	2500.0000	1000.0000	400.0000	200.0000
16.101	DCBP SURR	100.0000	1973130.03	250.0000	100.0000	40.0000	20.0000
		5300.0000	6241652.79				

Software Version: 4.1<1L22>
Date: 9/7/2016 03:13 PM
Sample Name : 1242 1000
Data File : E:\TC2015\ECD24\06-JUN\618A031.RAW Date: 6/18/2015 09:47 PM
Sequence File: E:\TC2015\ECD24\06-JUN\PCB.SEQ Cycle: 371 Channel : A
Instrument : AUTO_ECD24 Rack/Vial: 0/0 Operator:
Sample Amount : 1.0000 Dilution Factor : 1.00

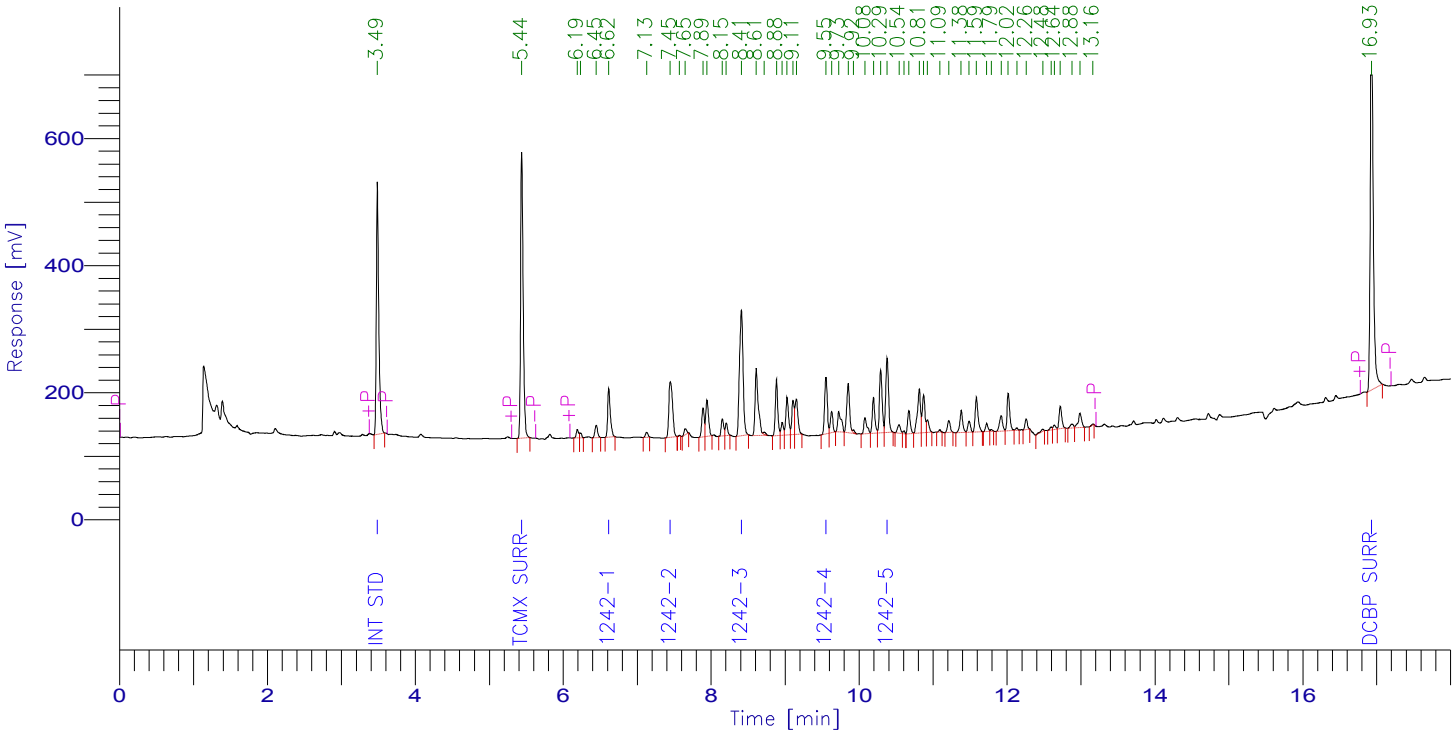

PCB Report

Time [min]	Component Name	Raw Amount	Area [µV·s]	Surrogate SM/WM	Surrogate QC / SL	Spike Rec Soils (%)	Spike Rec Water (%)
3.486	Int Std	100.0000	922740.80	250.0000	100.0000	40.0000	20.0000
5.439	TCMX SURR	100.0000	1087080.48	250.0000	100.0000	40.0000	20.0000
6.616	1242-1	1000.0000	192587.36	2500.0000	1000.0000	400.0000	200.0000
7.448	1242-2	1000.0000	305298.56	2500.0000	1000.0000	400.0000	200.0000
8.410	1242-3	1000.0000	663993.20	2500.0000	1000.0000	400.0000	200.0000
9.551	1242-4	1000.0000	218609.82	2500.0000	1000.0000	400.0000	200.0000
10.378	1242-5	1000.0000	298783.52	2500.0000	1000.0000	400.0000	200.0000
16.928	DCBP SURR	100.0000	1713316.80	250.0000	100.0000	40.0000	20.0000
		5300.0000	5402410.54				

Software Version: 4.1<1L22>
Date: 9/7/2016 03:21 PM
Sample Name : 1242 1000
Data File : E:\TC2015\ECD24\06-JUN\618B031.RAW Date: 6/18/2015 09:47 PM
Sequence File: E:\TC2015\ECD24\06-JUN\PCB.SEQ Cycle: 371 Channel : B
Instrument : AUTO_ECD24 Rack/Vial: 0/0 Operator:
Sample Amount : 1.0000 Dilution Factor : 1.00

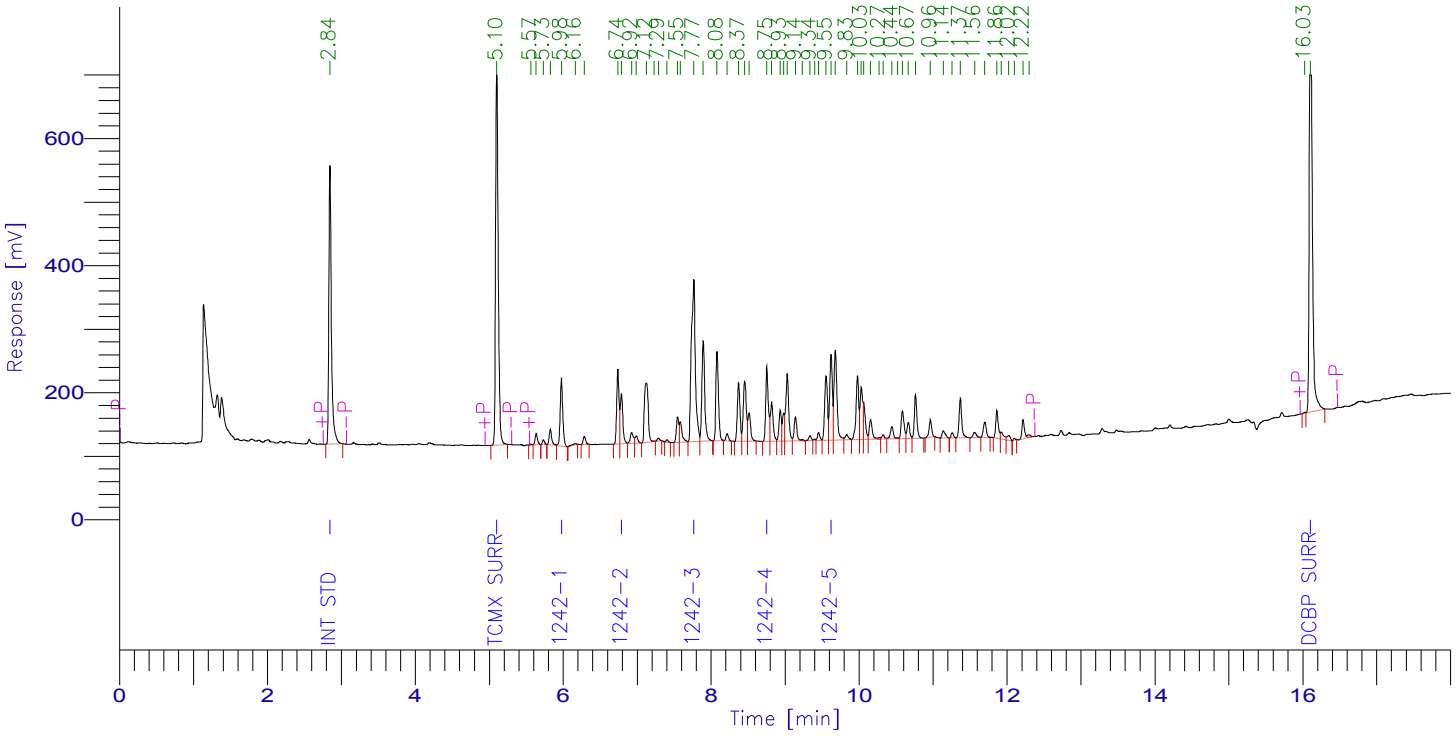

PCB Report

Time [min]	Component Name	Raw Amount	Area [µV·s]	Surrogate SM/WM	Surrogate QC / SL	Spike Rec Soils (%)	Spike Rec Water (%)
2.844	Int Std	100.0000	1060454.48	250.0000	100.0000	40.0000	20.0000
5.101	TCMX SURR	100.0000	1455956.16	250.0000	100.0000	40.0000	20.0000
5.975	1242-1	1000.0000	263248.84	2500.0000	1000.0000	400.0000	200.0000
6.786	1242-2	1000.0000	187553.58	2500.0000	1000.0000	400.0000	200.0000
7.765	1242-3	1000.0000	958538.75	2500.0000	1000.0000	400.0000	200.0000
8.752	1242-4	1000.0000	299646.96	2500.0000	1000.0000	400.0000	200.0000
9.620	1242-5	1000.0000	331405.32	2500.0000	1000.0000	400.0000	200.0000
16.104	DCBP SURR	100.0000	1883143.08	250.0000	100.0000	40.0000	20.0000
		5300.0000	6439947.17				

Software Version: 4.1<1L22>
Date: 9/7/2016 03:15 PM
Sample Name : 1248 1000
Data File : E:\TC2015\ECD24\06-JUN\618A032.RAW Date: 6/18/2015 10:10 PM
Sequence File: E:\TC2015\ECD24\06-JUN\PCB.SEQ Cycle: 372 Channel : A
Instrument : AUTO_ECD24 Rack/Vial: 0/0 Operator:
Sample Amount : 1.0000 Dilution Factor : 1.00

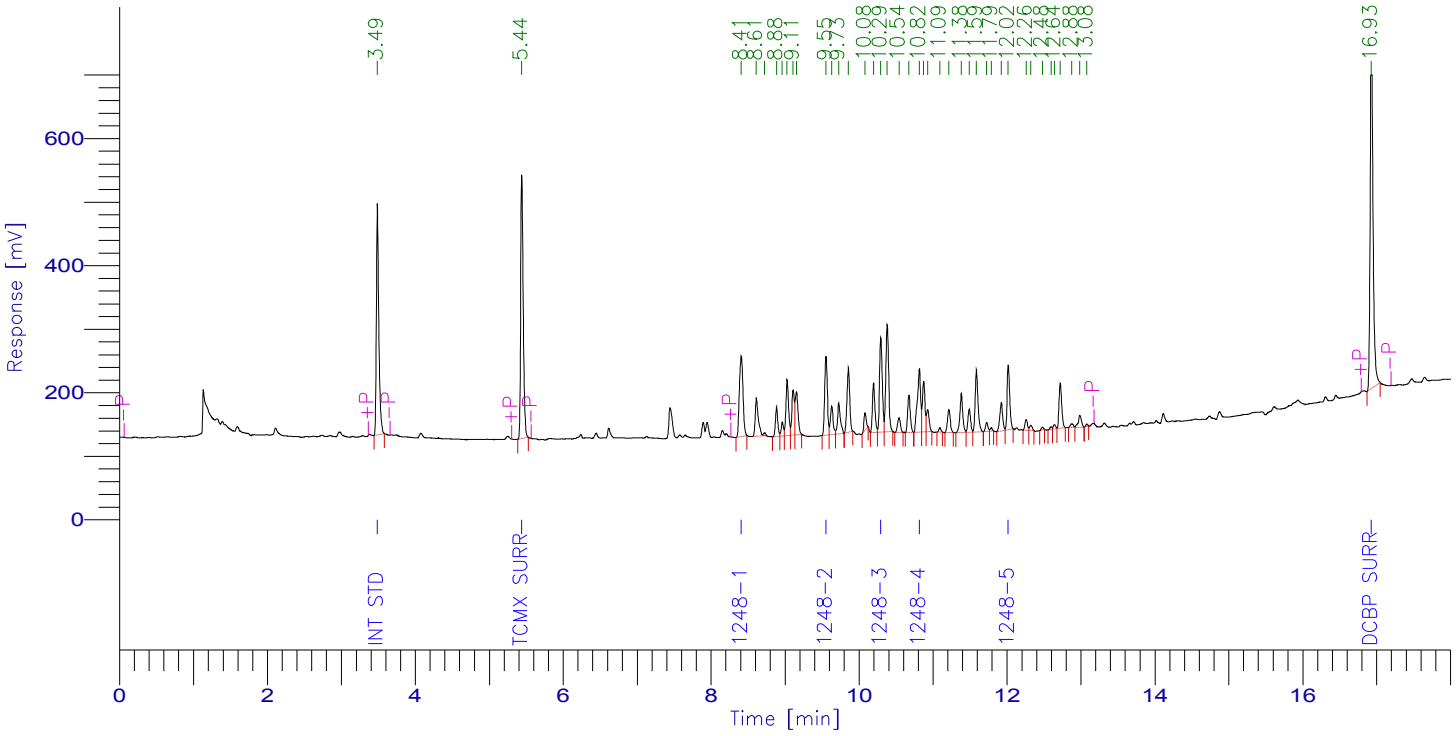

PCB Report

Time [min]	Component Name	Raw Amount	Area [µV·s]	Surrogate SM/WM	Surrogate QC / SL	Spike Rec Soils (%)	Spike Rec Water (%)
3.487	Int Std	100.0000	846378.08	250.0000	100.0000	40.0000	20.0000
5.440	TCMX SURR	100.0000	988644.48	250.0000	100.0000	40.0000	20.0000
8.408	1248-1	1000.0000	429994.08	2500.0000	1000.0000	400.0000	200.0000
9.551	1248-2	1000.0000	307425.41	2500.0000	1000.0000	400.0000	200.0000
10.294	1248-3	1000.0000	373557.88	2500.0000	1000.0000	400.0000	200.0000
10.815	1248-4	1000.0000	309330.54	2500.0000	1000.0000	400.0000	200.0000
12.017	1248-5	1000.0000	246555.66	2500.0000	1000.0000	400.0000	200.0000
16.927	DCBP SURR	100.0000	1558733.04	250.0000	100.0000	40.0000	20.0000
		5300.0000	5060619.17				

Software Version: 4.1<1L22>
Date: 9/7/2016 03:22 PM
Sample Name : 1248 1000
Data File : E:\TC2015\ECD24\06-JUN\618B032.RAW Date: 6/18/2015 10:10 PM
Sequence File: E:\TC2015\ECD24\06-JUN\PCB.SEQ Cycle: 372 Channel : B
Instrument : AUTO_ECD24 Rack/Vial: 0/0 Operator:
Sample Amount : 1.0000 Dilution Factor : 1.00

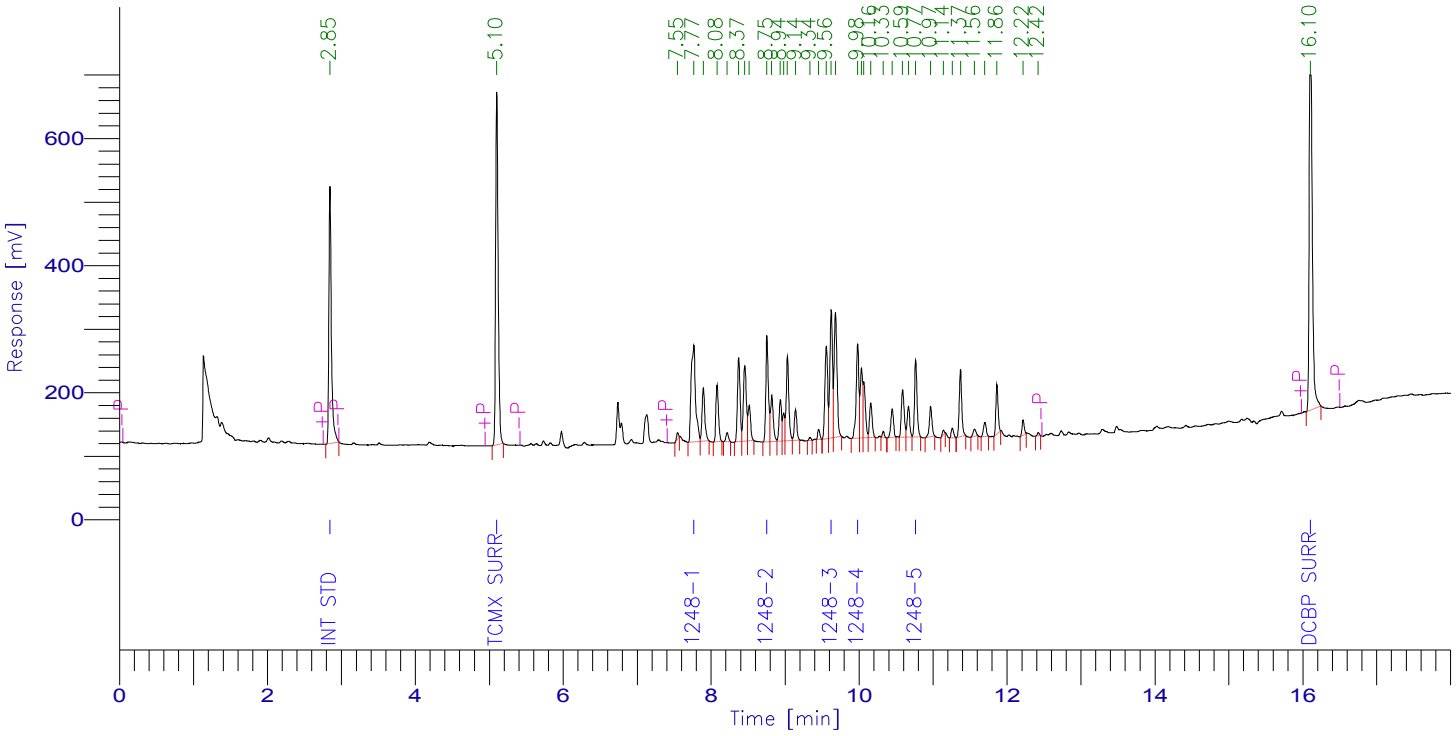

PCB Report

Time [min]	Component Name	Raw Amount	Area [µV·s]	Surrogate SM/WM	Surrogate QC / SL	Spike Rec Soils (%)	Spike Rec Water (%)
2.845	Int Std	100.0000	961758.00	250.0000	100.0000	40.0000	20.0000
5.102	TCMX SURR	100.0000	1301249.52	250.0000	100.0000	40.0000	20.0000
7.765	1248-1	1000.0000	628002.31	2500.0000	1000.0000	400.0000	200.0000
8.754	1248-2	1000.0000	419217.41	2500.0000	1000.0000	400.0000	200.0000
9.622	1248-3	1000.0000	479242.62	2500.0000	1000.0000	400.0000	200.0000
9.980	1248-4	1000.0000	384655.95	2500.0000	1000.0000	400.0000	200.0000
10.765	1248-5	1000.0000	287791.01	2500.0000	1000.0000	400.0000	200.0000
16.104	DCBP SURR	100.0000	1718862.96	250.0000	100.0000	40.0000	20.0000
		5300.0000	6180779.77				

Software Version: 4.1<1L22>
Date: 9/7/2016 03:15 PM
Sample Name : 1254 1000
Data File : E:\TC2015\ECD24\06-JUN\618A033.RAW Date: 6/18/2015 10:33 PM
Sequence File: E:\TC2015\ECD24\06-JUN\PCB.SEQ Cycle: 373 Channel : A
Instrument : AUTO_ECD24 Rack/Vial: 0/0 Operator:
Sample Amount : 1.0000 Dilution Factor : 1.00

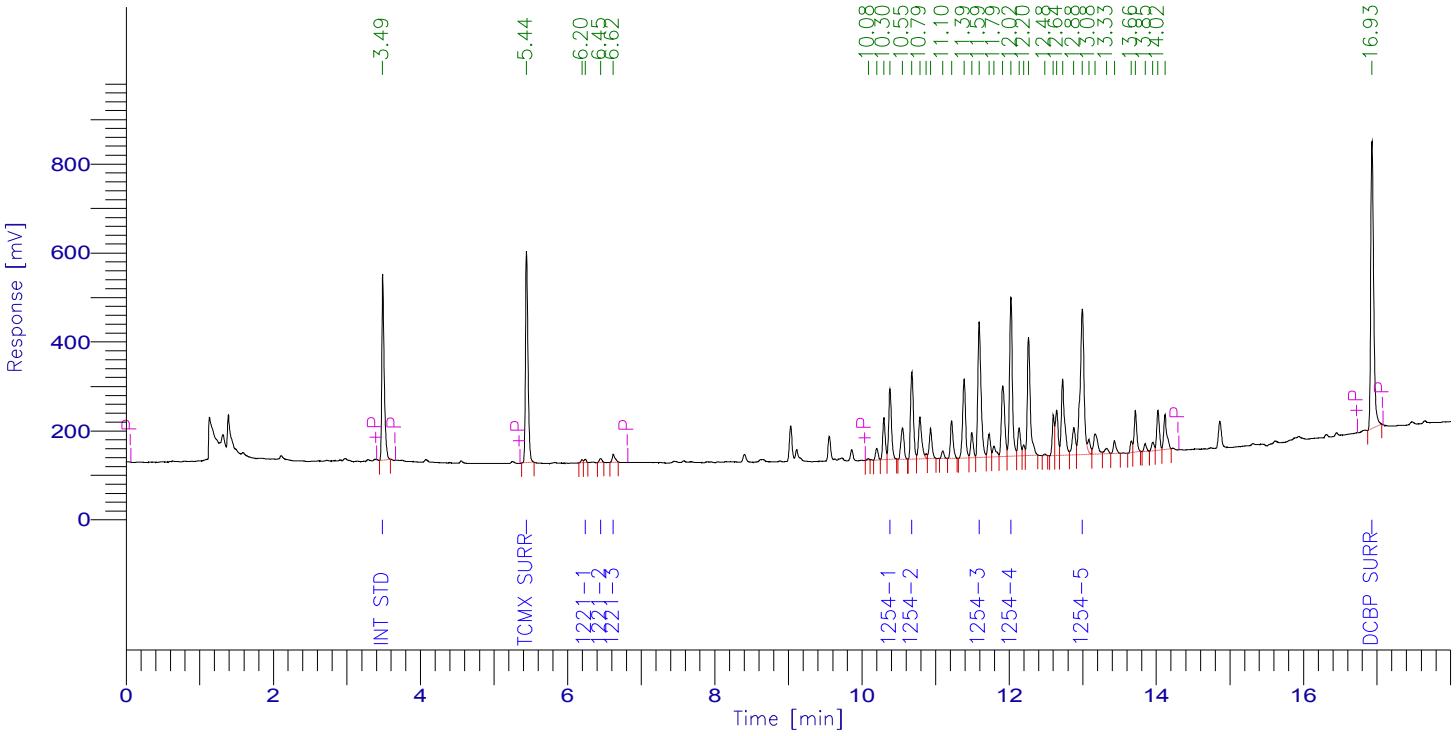

PCB Report

Time [min]	Component Name	Raw Amount	Area [µV·s]	Surrogate SM/WM	Surrogate QC / SL	Spike Rec Soils (%)	Spike Rec Water (%)
3.488	Int Std	100.0000	965592.16	250.0000	100.0000	40.0000	20.0000
5.442	TCMX SURR	100.0000	1135357.12	250.0000	100.0000	40.0000	20.0000
6.238	1221-1	100.0000	14636.37	250.0000	100.0000	40.0000	20.0000
6.447	1221-2	100.0000	21067.04	250.0000	100.0000	40.0000	20.0000
6.620	1221-3	100.0000	48752.32	250.0000	100.0000	40.0000	20.0000
10.380	1254-1	1000.0000	424119.70	2500.0000	1000.0000	400.0000	200.0000
10.677	1254-2	1000.0000	526300.87	2500.0000	1000.0000	400.0000	200.0000
11.591	1254-3	1000.0000	913709.82	2500.0000	1000.0000	400.0000	200.0000
12.022	1254-4	1000.0000	954486.28	2500.0000	1000.0000	400.0000	200.0000
12.992	1254-5	1000.0000	1223416.83	2500.0000	1000.0000	400.0000	200.0000
16.930	DCBP SURR	100.0000	1767776.88	250.0000	100.0000	40.0000	20.0000
		5600.0000	7995215.40				

Software Version: 4.1<1L22>
Date: 9/7/2016 03:22 PM
Sample Name : 1254 1000
Data File : E:\TC2015\ECD24\06-JUN\618B033.RAW Date: 6/18/2015 10:33 PM
Sequence File: E:\TC2015\ECD24\06-JUN\PCB.SEQ Cycle: 373 Channel : B
Instrument : AUTO_ECD24 Rack/Vial: 0/0 Operator:
Sample Amount : 1.0000 Dilution Factor : 1.00

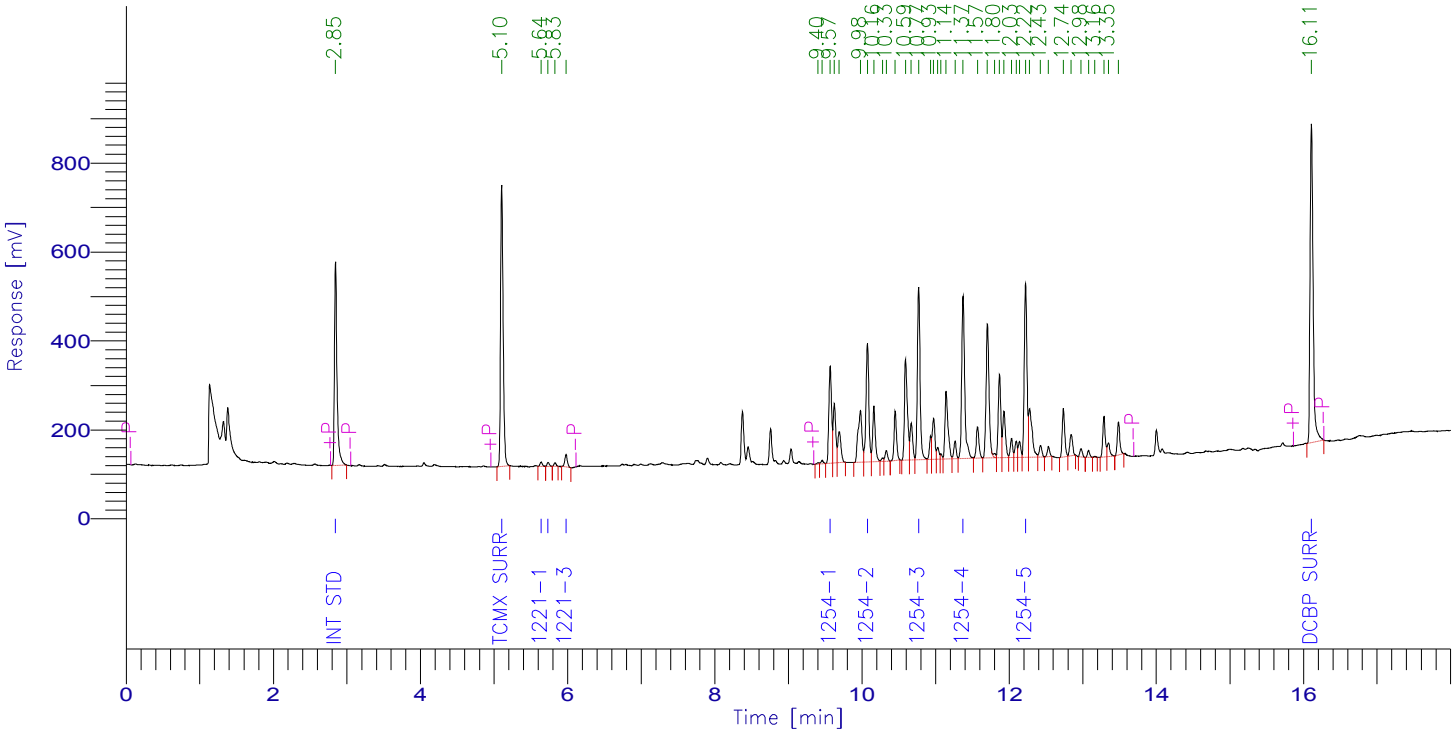

PCB Report

Time [min]	Component Name	Raw Amount	Area [µV·s]	Surrogate SM/WM	Surrogate QC / SL	Spike Rec Soils (%)	Spike Rec Water (%)
2.845	Int Std	100.0000	1098724.08	250.0000	100.0000	40.0000	20.0000
5.104	TCMX SURR	100.0000	1493448.16	250.0000	100.0000	40.0000	20.0000
5.639	1221-1	100.0000	20803.04	250.0000	100.0000	40.0000	20.0000
5.734	1221-2	100.0000	17655.12	250.0000	100.0000	40.0000	20.0000
5.977	1221-3	100.0000	70101.92	250.0000	100.0000	40.0000	20.0000
9.567	1254-1	1000.0000	548383.42	2500.0000	1000.0000	400.0000	200.0000
10.072	1254-2	1000.0000	715199.19	2500.0000	1000.0000	400.0000	200.0000
10.768	1254-3	1000.0000	975332.37	2500.0000	1000.0000	400.0000	200.0000
11.373	1254-4	1000.0000	1010934.58	2500.0000	1000.0000	400.0000	200.0000
12.221	1254-5	1000.0000	974084.71	2500.0000	1000.0000	400.0000	200.0000
16.106	DCBP SURR	100.0000	1967609.28	250.0000	100.0000	40.0000	20.0000
		5600.0000	8892275.86				

Software Version: 4.1<1L22>
Date: 9/7/2016 03:16 PM
Sample Name : 1262 1000
Data File : E:\TC2015\ECD24\06-JUN\618A034.RAW Date: 6/18/2015 10:56 PM
Sequence File: E:\TC2015\ECD24\06-JUN\PCB.SEQ Cycle: 374 Channel : A
Instrument : AUTO_ECD24 Rack/Vial: 0/0 Operator:
Sample Amount : 1.0000 Dilution Factor : 1.00

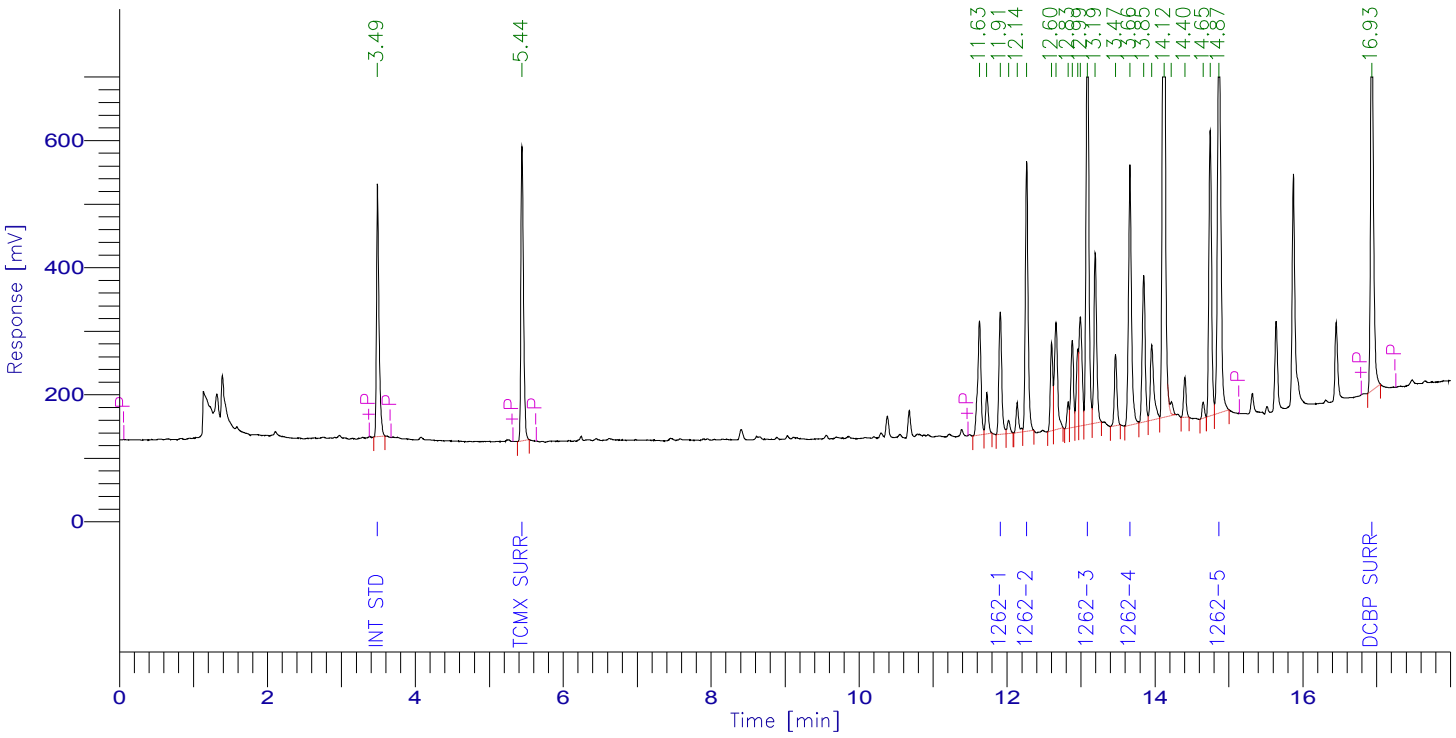

PCB Report

Time [min]	Component Name	Raw Amount	Area [µV·s]	Surrogate SM/WM	Surrogate QC / SL	Spike Rec Soils (%)	Spike Rec Water (%)
3.489	Int Std	100.0000	943953.12	250.0000	100.0000	40.0000	20.0000
5.443	TCMX SURR	100.0000	1121433.52	250.0000	100.0000	40.0000	20.0000
11.907	1262-1	1000.0000	510788.11	2500.0000	1000.0000	400.0000	200.0000
12.265	1262-2	1000.0000	1094651.70	2500.0000	1000.0000	400.0000	200.0000
13.087	1262-3	1000.0000	1703945.01	2500.0000	1000.0000	400.0000	200.0000
13.662	1262-4	1000.0000	1171952.43	2500.0000	1000.0000	400.0000	200.0000
14.866	1262-5	1000.0000	1968537.92	2500.0000	1000.0000	400.0000	200.0000
16.932	DCBP SURR	100.0000	1741224.24	250.0000	100.0000	40.0000	20.0000
		5300.0000	10256486.05				

Software Version: 4.1<1L22>
Date: 9/7/2016 03:23 PM
Sample Name : 1262 1000
Data File : E:\TC2015\ECD24\06-JUN\618B034.RAW Date: 6/18/2015 10:56 PM
Sequence File: E:\TC2015\ECD24\06-JUN\PCB.SEQ Cycle: 374 Channel : B
Instrument : AUTO_ECD24 Rack/Vial: 0/0 Operator:
Sample Amount : 1.0000 Dilution Factor : 1.00

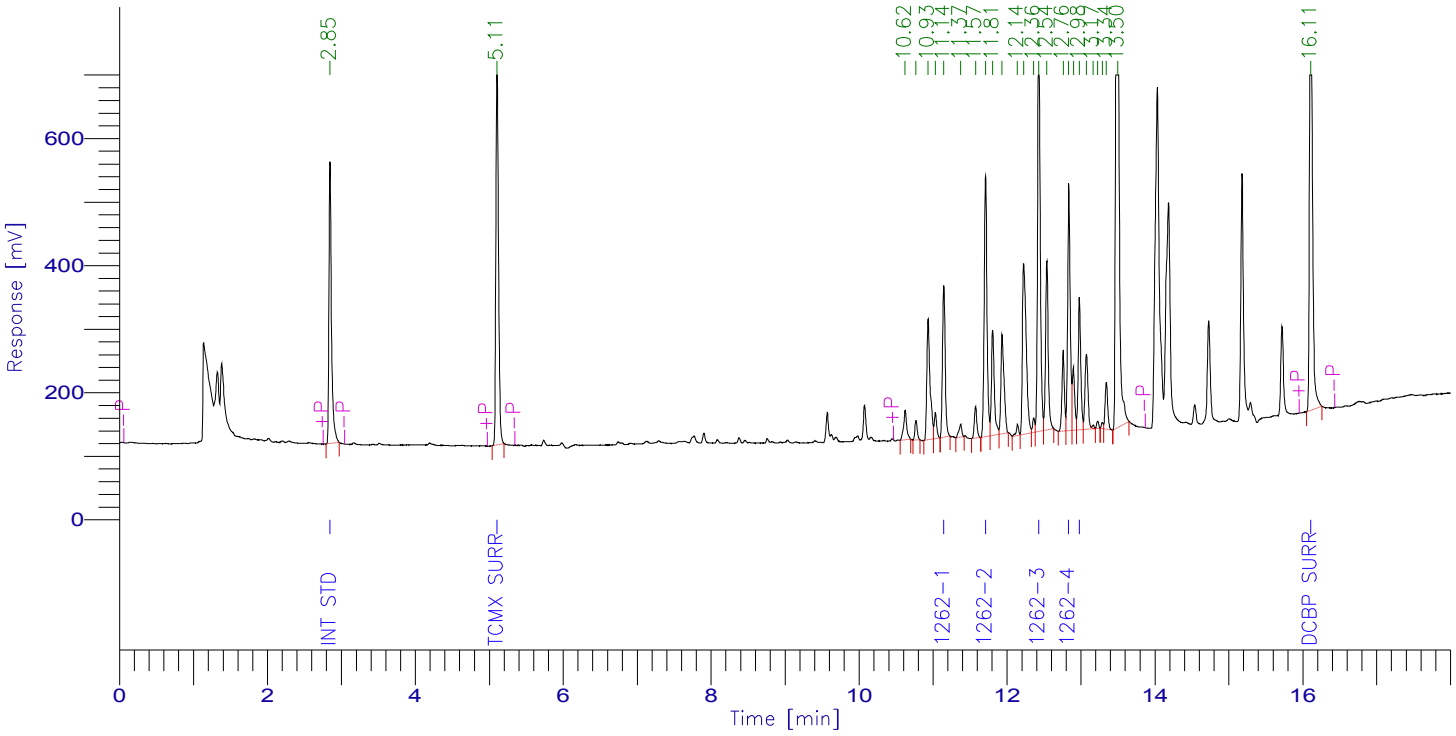

PCB Report

Time [min]	Component Name	Raw Amount	Area [µV·s]	Surrogate SM/WM	Surrogate QC / SL	Spike Rec Soils (%)	Spike Rec Water (%)
2.845	Int Std	100.0000	1063272.40	250.0000	100.0000	40.0000	20.0000
5.106	TCMX SURR	98.9330	1465729.60	247.3325	98.9330	39.5732	19.7866
11.144	1262-1	1021.7416	597559.52	2554.3540	1021.7416	408.6966	204.3483
11.709	1262-2	1172.3195	1083421.15	2930.7988	1172.3195	468.9278	234.4639
12.429	1262-3	980.0475	1587659.49	2450.1188	980.0475	392.0190	196.0095
12.835	1262-4	864.6057	965798.24	2161.5143	864.6057	345.8423	172.9211
12.978	1262-5	250.8461	514838.92	627.1152	250.8461	100.3384	50.1692
16.108	DCBP SURR	101.2431	1943195.36	253.1077	101.2431	40.4972	20.2486
		4589.7365	9221474.68				

Software Version: 4.1<1L22>
Date: 9/7/2016 03:17 PM
Sample Name : 1268 1000
Data File : E:\TC2015\ECD24\06-JUN\618A035.RAW Date: 6/18/2015 11:19 PM
Sequence File: E:\TC2015\ECD24\06-JUN\PCB.SEQ Cycle: 375 Channel : A
Instrument : AUTO_ECD24 Rack/Vial: 0/0 Operator:
Sample Amount : 1.0000 Dilution Factor : 1.00

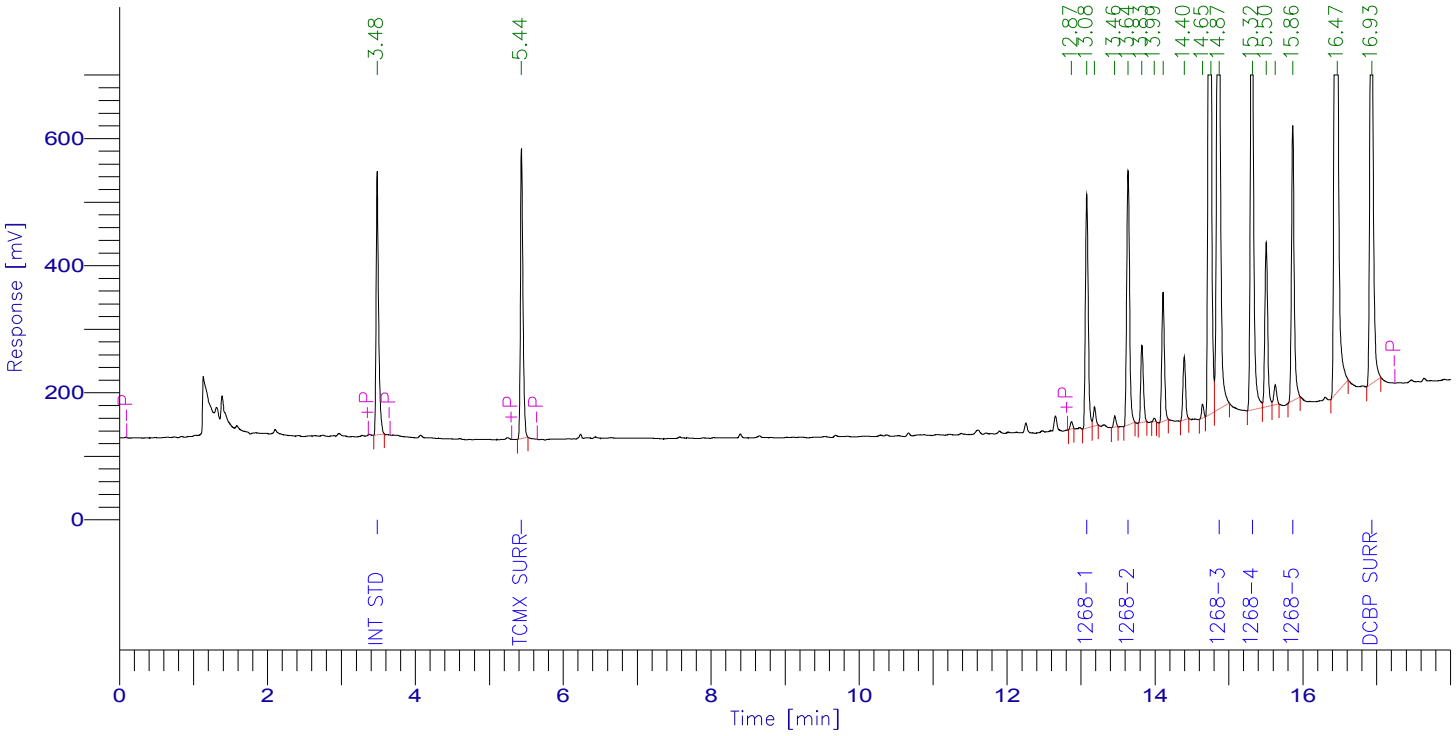

PCB Report

Time [min]	Component Name	Raw Amount	Area [µV·s]	Surrogate SM/WM	Surrogate QC / SL	Spike Rec Soils (%)	Spike Rec Water (%)
3.484	Int Std	100.0000	979801.12	250.0000	100.0000	40.0000	20.0000
5.436	TCMX SURR	100.0000	1092371.20	250.0000	100.0000	40.0000	20.0000
13.078	1268-1	1000.0000	938535.50	2500.0000	1000.0000	400.0000	200.0000
13.636	1268-2	1000.0000	1055620.32	2500.0000	1000.0000	400.0000	200.0000
14.868	1268-3	1000.0000	2972992.67	2500.0000	1000.0000	400.0000	200.0000
15.316	1268-4	1000.0000	2391798.38	2500.0000	1000.0000	400.0000	200.0000
15.862	1268-5	1000.0000	1114822.64	2500.0000	1000.0000	400.0000	200.0000
16.932	DCBP SURR	100.0000	2447701.76	250.0000	100.0000	40.0000	20.0000
		5300.0000	12993643.59				

Software Version: 4.1<1L22>
Date: 9/7/2016 03:24 PM
Sample Name : 1268 1000
Data File : E:\TC2015\ECD24\06-JUN\618B035.RAW Date: 6/18/2015 11:19 PM
Sequence File: E:\TC2015\ECD24\06-JUN\PCB.SEQ Cycle: 375 Channel : B
Instrument : AUTO_ECD24 Rack/Vial: 0/0 Operator:
Sample Amount : 1.0000 Dilution Factor : 1.00

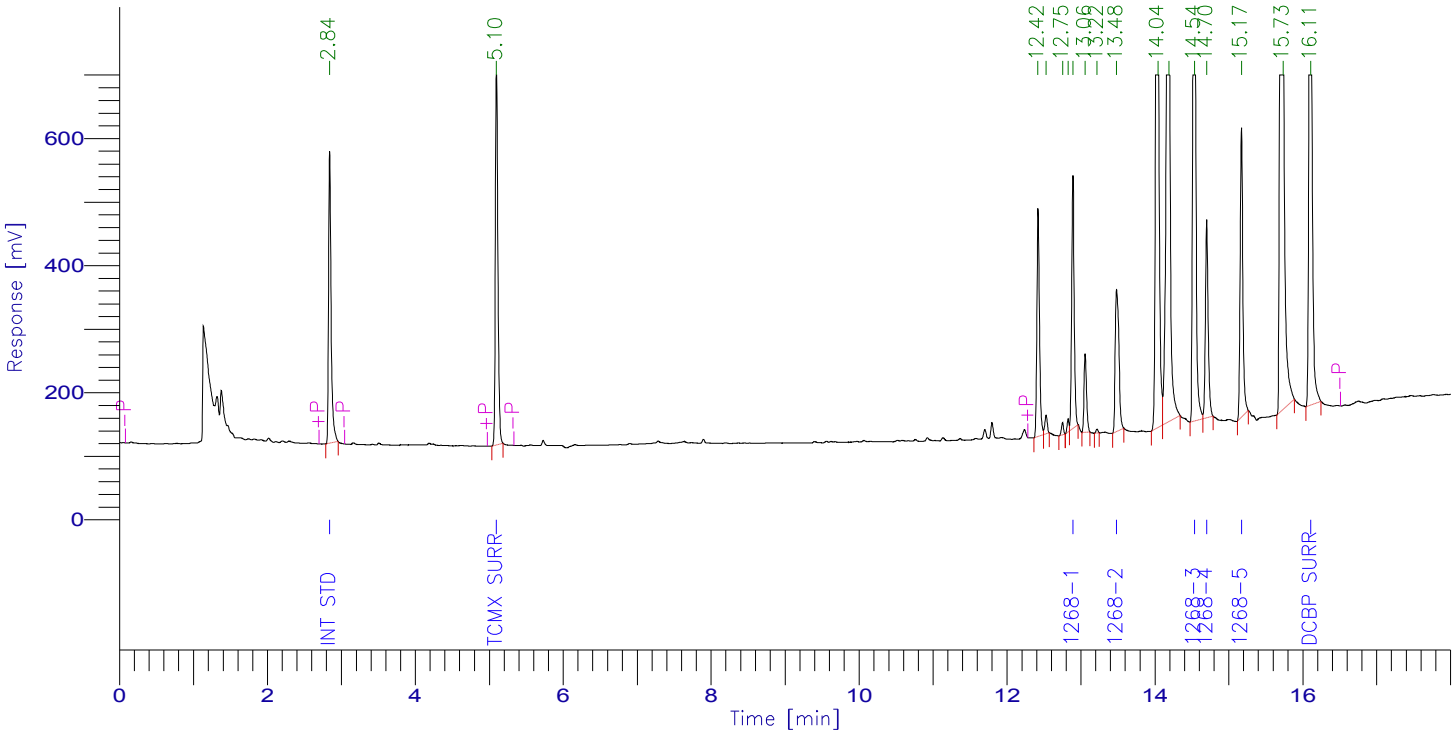

PCB Report

Time [min]	Component Name	Raw Amount	Area [µV·s]	Surrogate SM/WM	Surrogate QC / SL	Spike Rec Soils (%)	Spike Rec Water (%)
2.841	Int Std	100.0000	1094138.88	250.0000	100.0000	40.0000	20.0000
5.098	TCMX SURR	100.0000	1422320.24	250.0000	100.0000	40.0000	20.0000
12.890	1268-1	1000.0000	961997.06	2500.0000	1000.0000	400.0000	200.0000
13.481	1268-2	1000.0000	765246.32	2500.0000	1000.0000	400.0000	200.0000
14.535	1268-3	1000.0000	2421462.79	2500.0000	1000.0000	400.0000	200.0000
14.698	1268-4	1000.0000	831211.29	2500.0000	1000.0000	400.0000	200.0000
15.168	1268-5	1000.0000	1159120.96	2500.0000	1000.0000	400.0000	200.0000
16.108	DCBP SURR	100.0000	2613600.08	250.0000	100.0000	40.0000	20.0000
		5300.0000	11269097.62				

7D
PCB CALIBRATION VERIFICATION SUMMARY
Primary

Lab Name: Phoenix Environmental Client: NETC

Lab Code: Phoenix Case No.: SAS No.: SDG No.: GBY06958

GC Col A: RTX-440 ID: 0.53 (mm) Init. Calib. Date(s): 03/15/17 03/15/17

EPA Sample No.(PIBLK): HEX Date Analyzed: 04/25/17

LAB Sample ID (PIBLK): HEX - 425A008 Time Analyzed: 14:03

EPA Sample No.(PEM): Date Analyzed:

LAB Sample ID (PEM): Time Analyzed:

Instrument: ECD1 File: 425A008

COMPOUND	RT	RT WINDOW FROM	RT WINDOW TO	CALC AMOUNT ppb	NOM AMOUNT ppb	% D		CF
Aroclor 1016-1		5.87	5.97	33U				
Aroclor 1016-2		7.01	7.11	33U				
Aroclor 1016-3		7.66	7.76	33U				
Aroclor 1016-4		7.97	8.07	33U				
Aroclor 1016-5		8.65	8.75	33U				
Aroclor 1260-1		11.02	11.16	33U				
Aroclor 1260-2		12.11	12.25	33U				
Aroclor 1260-3		12.32	12.46	33U				
Aroclor 1260-4		12.43	12.57	33U				
Aroclor 1260-5		12.73	12.87	33U				

QC LIMITS:
%D must be less than or equal to 20% (*) Criteria exceeded. CF=Calibration/Response Factor
Both channels need to have the compound detected for a concentration to be reported on either channel.

FORM VII PCB

7D
PCB CALIBRATION VERIFICATION SUMMARY
Confirmation

Lab Name: Phoenix Environmental Client: NETC

Lab Code: Phoenix Case No.: SAS No.: SDG No.: GBY06958

GC Col B: Rxi-Sil MS ID: 0.32 (mm) Init. Calib. Date(s): 03/15/17 03/15/17

EPA Sample No.(PIBLK): HEX Date Analyzed: 04/25/17

LAB Sample ID (PIBLK): HEX - 425B008 Time Analyzed: 14:03

EPA Sample No.(PEM): Date Analyzed:

LAB Sample ID (PEM): Time Analyzed:

Instrument: ECD1 File: 425B008

COMPOUND	RT	RT WINDOW FROM	RT WINDOW TO	CALC AMOUNT ppb	NOM AMOUNT ppb	% D		CF
Aroclor 1016-1		6.33	6.43	33U				
Aroclor 1016-2		7.15	7.25	33U				
Aroclor 1016-3		8.30	8.40	33U				
Aroclor 1016-4		8.57	8.67	33U				
Aroclor 1016-5		8.72	8.82	33U				
Aroclor 1260-1		11.54	11.68	33U				
Aroclor 1260-2		11.90	12.04	33U				
Aroclor 1260-3		12.71	12.85	33U				
Aroclor 1260-4		12.82	12.96	33U				
Aroclor 1260-5		13.28	13.42	33U				

QC LIMITS:
%D must be less than or equal to 20% (*) Criteria exceeded. CF=Calibration/Response Factor
Both channels need to have the compound detected for a concentration to be reported on either channel.

FORM VII PCB

Client Id: Continuing Blank

Software Version: 4.1<1L22>
Date: 4/26/2017 08:46 AM
Sample Name : HEX
Data File : E:\TC2017\ECD1\04-APR\425A008.RAW Date: 4/25/2017 02:03 PM
Sequence File: E:\TC2017\ECD1\04-APR\PCBSEQ.SEQ Cycle: 625 Channel : A
Instrument : AUTO_ECD1 Rack/Vial: 0/1 Operator:
Sample Amount : 1.0000 Dilution Factor : 1.00

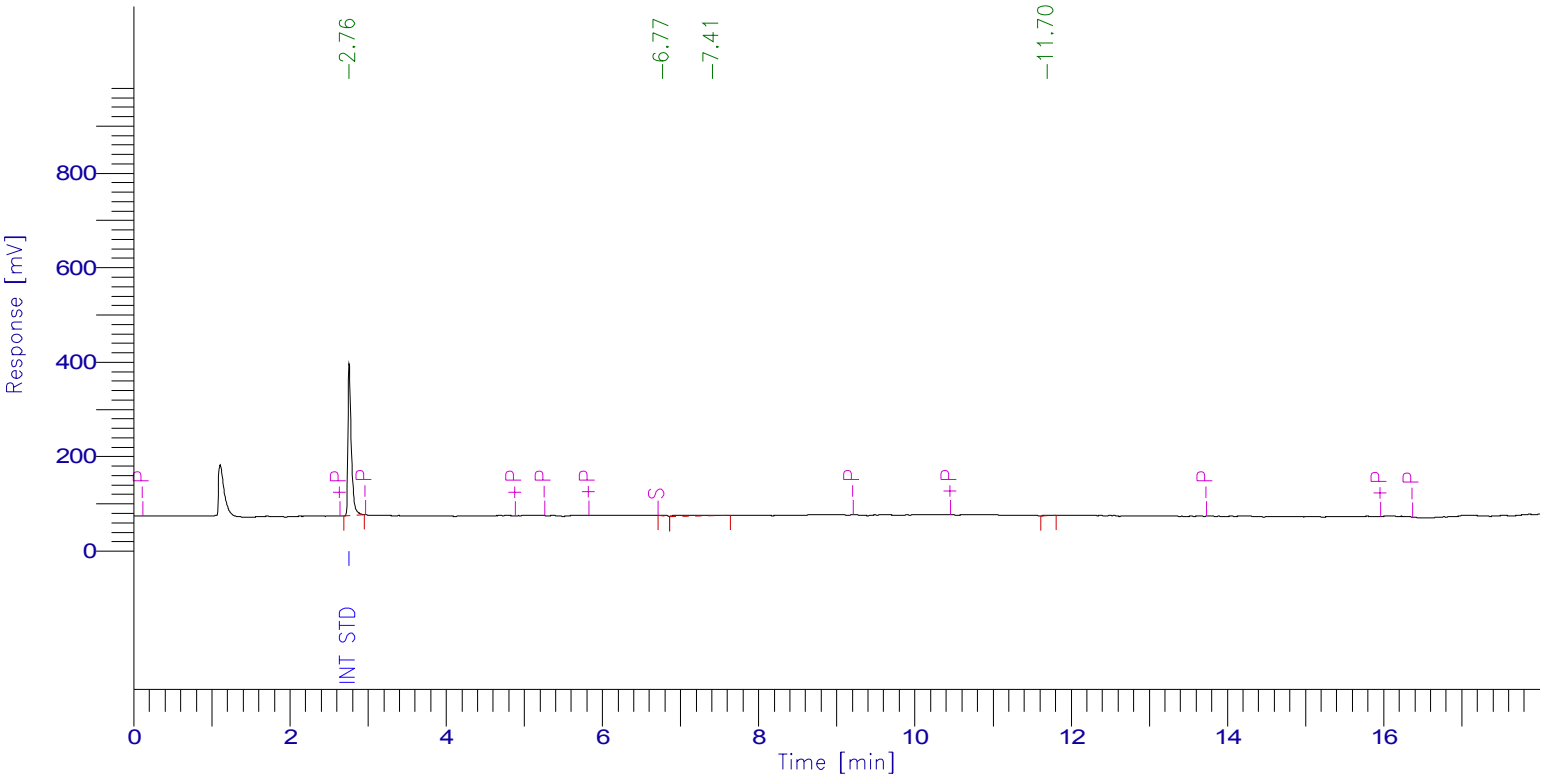

PCB Report

Time [min]	Component Name	Raw Amount	Area [µV·s]	Surrogate SM/WM	Surrogate QC / SL	Spike Rec Soils (%)	Spike Rec Water (%)
2.759	Int Std	100.0000	948058.41	250.0000	100.0000	40.0000	20.0000
5.006	TCMX SURR	0.0000	0.00	0.0000	0.0000	0.0000	0.0000
5.877	1016-1	0.0000	0.00	0.0000	0.0000	0.0000	0.0000
7.014	1016-2	0.0000	0.00	0.0000	0.0000	0.0000	0.0000
7.656	1016-3	0.0000	0.00	0.0000	0.0000	0.0000	0.0000
7.969	1016-4	0.0000	0.00	0.0000	0.0000	0.0000	0.0000
8.640	1016-5	0.0000	0.00	0.0000	0.0000	0.0000	0.0000
11.037	1260-1	0.0000	0.00	0.0000	0.0000	0.0000	0.0000
12.115	1260-2	0.0000	0.00	0.0000	0.0000	0.0000	0.0000
12.324	1260-3	0.0000	0.00	0.0000	0.0000	0.0000	0.0000
12.433	1260-4	0.0000	0.00	0.0000	0.0000	0.0000	0.0000
12.729	1260-5	0.0000	0.00	0.0000	0.0000	0.0000	0.0000
16.020	DCBP SURR	0.0000	0.00	0.0000	0.0000	0.0000	0.0000
		100.0000	948058.41				

Client Id: Continuing Blank

Software Version: 4.1<1L22>
Date: 4/26/2017 08:49 AM
Sample Name : HEX
Data File : E:\TC2017\ECD1\04-APR\425B008.RAW Date: 4/25/2017 02:03 PM
Sequence File: E:\TC2017\ECD1\04-APR\PCBSEQ.SEQ Cycle: 625 Channel : B
Instrument : AUTO_ECD1 Rack/Vial: 0/1 Operator:
Sample Amount : 1.0000 Dilution Factor : 1.00

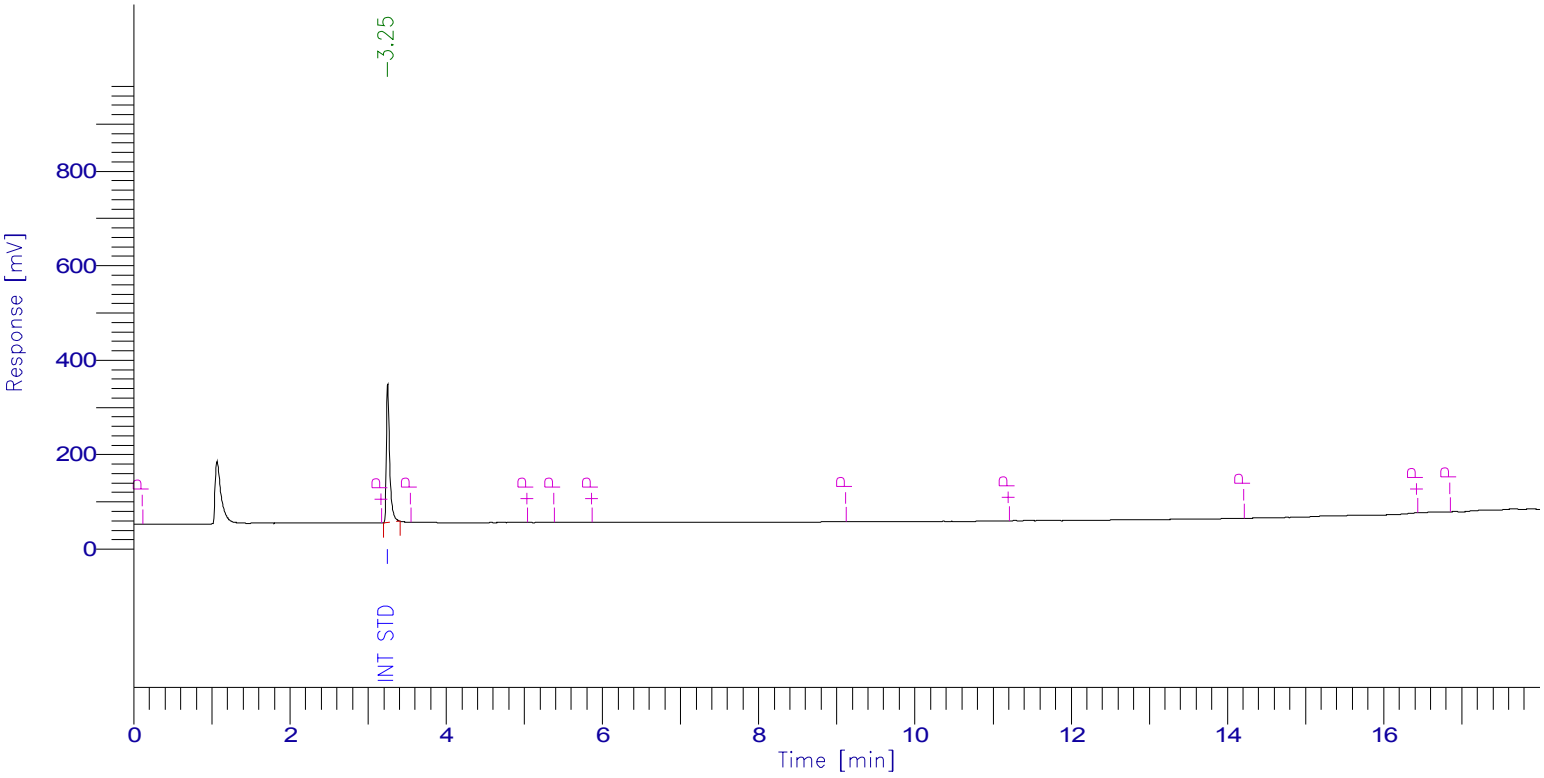

PCB Report

Time [min]	Component Name	Raw Amount	Area [µV·s]	Surrogate SM/WM	Surrogate QC / SL	Spike Rec Soils (%)	Spike Rec Water (%)
3.251	Int Std	100.0000	869793.80	250.0000	100.0000	40.0000	20.0000
5.176	TCMX SURR	0.0000	0.00	0.0000	0.0000	0.0000	0.0000
6.345	1016-1	0.0000	0.00	0.0000	0.0000	0.0000	0.0000
7.165	1016-2	0.0000	0.00	0.0000	0.0000	0.0000	0.0000
8.309	1016-3	0.0000	0.00	0.0000	0.0000	0.0000	0.0000
8.577	1016-4	0.0000	0.00	0.0000	0.0000	0.0000	0.0000
8.724	1016-5	0.0000	0.00	0.0000	0.0000	0.0000	0.0000
11.592	1260-1	0.0000	0.00	0.0000	0.0000	0.0000	0.0000
11.950	1260-2	0.0000	0.00	0.0000	0.0000	0.0000	0.0000
12.761	1260-3	0.0000	0.00	0.0000	0.0000	0.0000	0.0000
12.866	1260-4	0.0000	0.00	0.0000	0.0000	0.0000	0.0000
13.327	1260-5	0.0000	0.00	0.0000	0.0000	0.0000	0.0000
16.573	DCBP SURR	0.0000	0.00	0.0000	0.0000	0.0000	0.0000
		100.0000	869793.80				

7D
PCB CALIBRATION VERIFICATION SUMMARY
Primary

Lab Name: Phoenix Environmental Client: NETC

Lab Code: Phoenix Case No.: SAS No.: SDG No.: GBY06958

GC Col A: RTX-440 ID: 0.53 (mm) Init. Calib. Date(s): 03/15/17 03/15/17

EPA Sample No.(PIBLK): Date Analyzed:

LAB Sample ID (PIBLK): Time Analyzed:

EPA Sample No.(PEM): MIX 600;12I Date Analyzed: 04/25/17

LAB Sample ID (PEM): MIX 600;12I - 425A009 Time Analyzed: 14:25

Instrument: ECD1 File: 425A009

COMPOUND	RT	RT WINDOW FROM	RT WINDOW TO	RAW AMOUNT ppb	NOM AMOUNT ppb	% D		CF
Aroclor 1016-1	5.88	5.87	5.97	650	600	8		0.037
Aroclor 1016-2	7.02	7.01	7.11	624	600	4		0.052
Aroclor 1016-3	7.67	7.66	7.76	539	600	10		0.150
Aroclor 1016-4	7.98	7.97	8.07	594	600	1		0.045
Aroclor 1016-5	8.66	8.65	8.75	573	600	5		0.042
Aroclor 1260-1	11.05	11.02	11.16	664	600	11		0.076
Aroclor 1260-2	12.14	12.11	12.25	478	600	20		0.109
Aroclor 1260-3	12.34	12.32	12.46	549	600	9		0.065
Aroclor 1260-4	12.45	12.43	12.57	654	600	9		0.037
Aroclor 1260-5	12.75	12.73	12.87	721	600	20		0.062

QC LIMITS:
%D must be less than or equal to 20% (*) Criteria exceeded. CF=Calibration/Response Factor

FORM VII PCB

7D
PCB CALIBRATION VERIFICATION SUMMARY
Confirmation

Lab Name: Phoenix Environmental Client: NETC

Lab Code: Phoenix Case No.: SAS No.: SDG No.: GBY06958

GC Col B: Rxi-Sil MS ID: 0.32 (mm) Init. Calib. Date(s): 03/15/17 03/15/17

EPA Sample No.(PIBLK): Date Analyzed:

LAB Sample ID (PIBLK): Time Analyzed:

EPA Sample No.(PEM): MIX 600;12I Date Analyzed: 04/25/17

LAB Sample ID (PEM): MIX 600;12I - 425B009 Time Analyzed: 14:25

Instrument: ECD1 File: 425B009

COMPOUND	RT	RT WINDOW FROM	RT WINDOW TO	RAW AMOUNT ppb	NOM AMOUNT ppb	% D		CF
Aroclor 1016-1	6.33	6.33	6.43	566	600	6		0.039
Aroclor 1016-2	7.15	7.15	7.25	585	600	3		0.079
Aroclor 1016-3	8.30	8.30	8.40	605	600	1		0.063
Aroclor 1016-4	8.57	8.57	8.67	406	600	32	*	0.037
Aroclor 1016-5	8.72	8.72	8.82	453	600	25	*	0.033
Aroclor 1260-1	11.56	11.54	11.68	560	600	7		0.079
Aroclor 1260-2	11.93	11.90	12.04	648	600	8		0.082
Aroclor 1260-3	12.74	12.71	12.85	632	600	5		0.071
Aroclor 1260-4	12.84	12.82	12.96	600	600	0		0.042
Aroclor 1260-5	13.30	13.28	13.42	619	600	3		0.073

QC LIMITS:
%D must be less than or equal to 20% (*) Criteria exceeded. CF=Calibration/Response Factor

FORM VII PCB

Client Id: Continuing Calibration

Software Version: 4.1<1L22>
Date: 4/26/2017 08:47 AM
Sample Name : MIX 600;12I
Data File : E:\TC2017\ECD1\04-APR\425A009.RAW Date: 4/25/2017 02:25 PM
Sequence File: E:\TC2017\ECD1\04-APR\PCBSEQ.SEQ Cycle: 626 Channel : A
Instrument : AUTO_ECD1 Rack/Vial: 0/7 Operator:
Sample Amount : 1.0000 Dilution Factor : 1.00

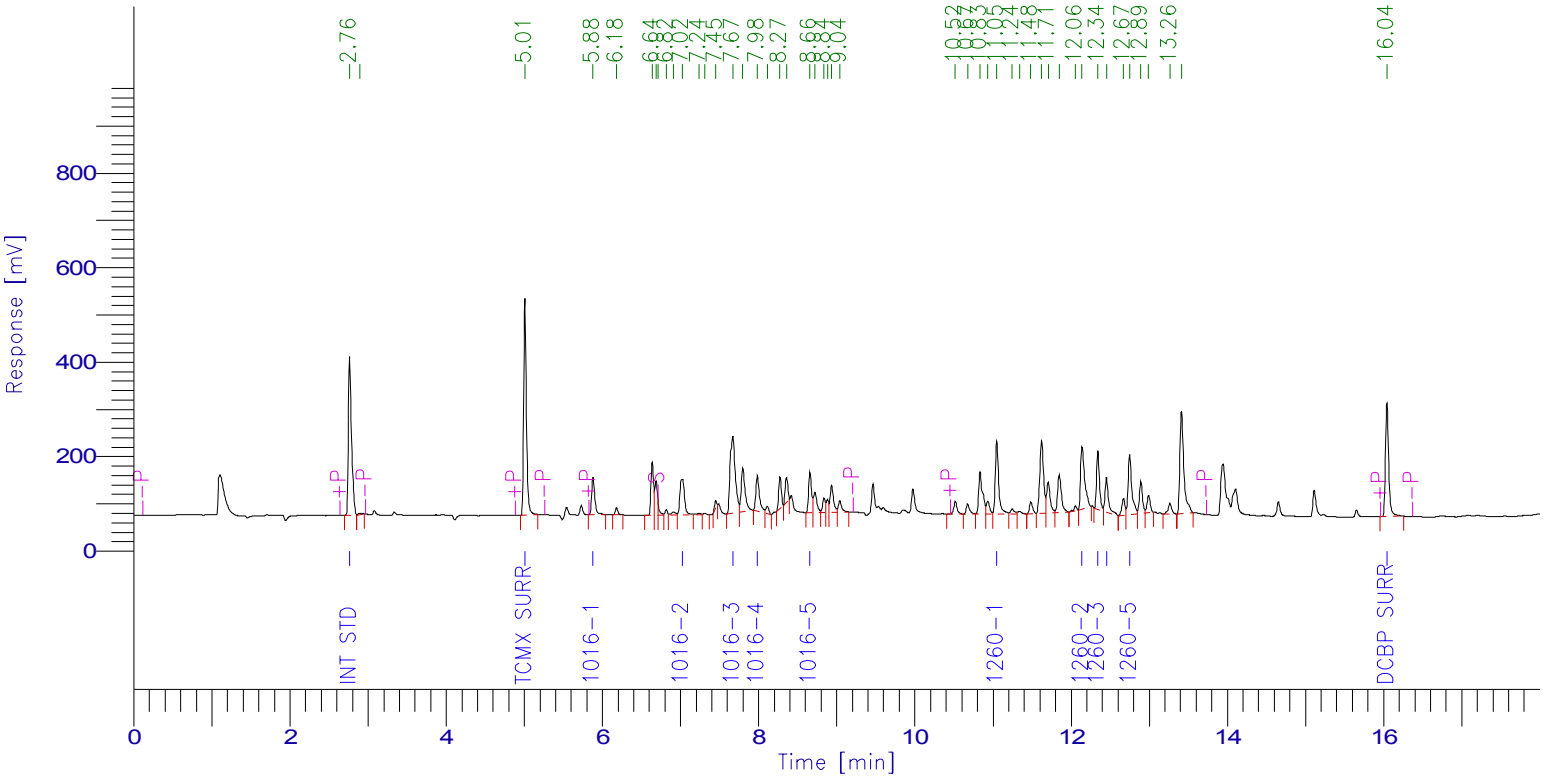

PCB Report

Time [min]	Component Name	Raw Amount	Area [µV·s]	Surrogate SM/WM	Surrogate QC / SL	Spike Rec Soils (%)	Spike Rec Water (%)
2.764	Int Std	100.0000	932350.37	250.0000	100.0000	40.0000	20.0000
5.008	TCMX SURR	79.4119	1145958.32	198.5297	79.4119	31.7647	15.8824
5.880	1016-1	650.1550	221707.08	1625.3875	650.1550	260.0620	130.0310
7.023	1016-2	623.5077	302918.27	1558.7693	623.5077	249.4031	124.7015
7.671	1016-3	539.4144	751963.42	1348.5361	539.4144	215.7658	107.8829
7.983	1016-4	594.0055	249929.19	1485.0138	594.0055	237.6022	118.8011
8.655	1016-5	573.2613	225726.73	1433.1531	573.2613	229.3045	114.6523
11.046	1260-1	664.0237	468647.75	1660.0592	664.0237	265.6095	132.8047
12.139	1260-2	477.5364	484145.37	1193.8410	477.5364	191.0146	95.5073
12.340	1260-3	549.3632	331740.74	1373.4081	549.3632	219.7453	109.8726
12.451	1260-4	654.3562	226225.79	1635.8906	654.3562	261.7425	130.8712
12.748	1260-5	720.8616	413381.87	1802.1540	720.8616	288.3446	144.1723
16.041	DCBP SURR	73.1564	685323.12	182.8910	73.1564	29.2626	14.6313
		6299.0533	6440018.04				

Client Id: Continuing Calibration

Software Version: 4.1<1L22>
Date: 4/26/2017 08:49 AM
Sample Name : MIX 600;12I
Data File : E:\TC2017\ECD1\04-APR\425B009.RAW Date: 4/25/2017 02:25 PM
Sequence File: E:\TC2017\ECD1\04-APR\PCBSEQ.SEQ Cycle: 626 Channel : B
Instrument : AUTO_ECD1 Rack/Vial: 0/7 Operator:
Sample Amount : 1.0000 Dilution Factor : 1.00

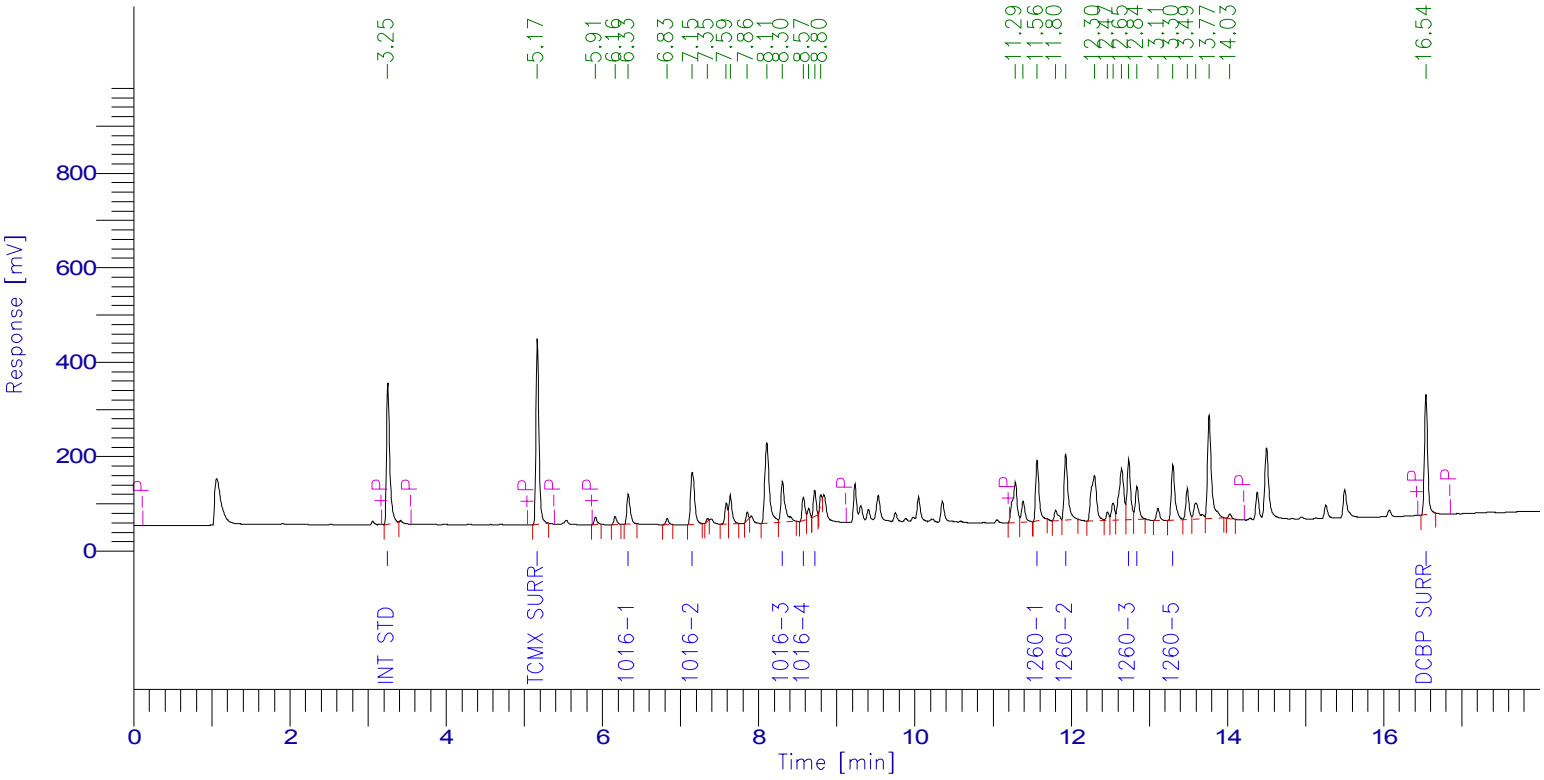

PCB Report

Time [min]	Component Name	Raw Amount	Area [µV·s]	Surrogate SM/WM	Surrogate QC / SL	Spike Rec Soils (%)	Spike Rec Water (%)
3.253	Int Std	100.0000	864892.04	250.0000	100.0000	40.0000	20.0000
5.167	TCMX SURR	77.1288	1037327.67	192.8220	77.1288	30.8515	15.4258
6.331	1016-1	566.4032	190816.59	1416.0080	566.4032	226.5613	113.2806
7.150	1016-2	584.9091	397597.64	1462.2728	584.9091	233.9637	116.9818
8.304	1016-3	604.8922	330576.64	1512.2305	604.8922	241.9569	120.9784
8.573	1016-4	406.4239	129589.95	1016.0599	406.4239	162.5696	81.2848
8.718	1016-5	452.5335	129152.66	1131.3338	452.5335	181.0134	90.5067
11.564	1260-1	559.5845	382177.06	1398.9613	559.5845	223.8338	111.9169
11.929	1260-2	648.4072	462177.30	1621.0179	648.4072	259.3629	129.6814
12.736	1260-3	631.9387	388989.67	1579.8468	631.9387	252.7755	126.3877
12.842	1260-4	600.1277	216063.19	1500.3193	600.1277	240.0511	120.0255
13.302	1260-5	619.3329	390125.14	1548.3321	619.3329	247.7331	123.8666
16.540	DCBP SURR	77.0415	721156.19	192.6038	77.0415	30.8166	15.4083
		5928.7233	5640641.75				

7D
PCB CALIBRATION VERIFICATION SUMMARY
Primary

Lab Name: Phoenix Environmental Client: NETC

Lab Code: Phoenix Case No.: SAS No.: SDG No.: GBY06958

GC Col A: RTX-440 ID: 0.53 (mm) Init. Calib. Date(s): 03/15/17 03/15/17

EPA Sample No.(PIBLK): HEX Date Analyzed: 04/25/17

LAB Sample ID (PIBLK): HEX - 425A020 Time Analyzed: 18:31

EPA Sample No.(PEM): Date Analyzed:

LAB Sample ID (PEM): Time Analyzed:

Instrument: ECD1 File: 425A020

COMPOUND	RT	RT WINDOW FROM	RT WINDOW TO	CALC AMOUNT ppb	NOM AMOUNT ppb	% D		CF
Aroclor 1016-1		5.87	5.97	33U				
Aroclor 1016-2		7.01	7.11	33U				
Aroclor 1016-3		7.66	7.76	33U				
Aroclor 1016-4		7.97	8.07	33U				
Aroclor 1016-5		8.65	8.75	33U				
Aroclor 1260-1		11.02	11.16	33U				
Aroclor 1260-2		12.11	12.25	33U				
Aroclor 1260-3		12.32	12.46	33U				
Aroclor 1260-4		12.43	12.57	33U				
Aroclor 1260-5		12.73	12.87	33U				

QC LIMITS:
%D must be less than or equal to 20% (*) Criteria exceeded. CF=Calibration/Response Factor
Both channels need to have the compound detected for a concentration to be reported on either channel.

FORM VII PCB

7D
PCB CALIBRATION VERIFICATION SUMMARY
Confirmation

Lab Name: Phoenix Environmental Client: NETC

Lab Code: Phoenix Case No.: SAS No.: SDG No.: GBY06958

GC Col B: Rxi-Sil MS ID: 0.32 (mm) Init. Calib. Date(s): 03/15/17 03/15/17

EPA Sample No.(PIBLK): HEX Date Analyzed: 04/25/17

LAB Sample ID (PIBLK): HEX - 425B020 Time Analyzed: 18:31

EPA Sample No.(PEM): Date Analyzed:

LAB Sample ID (PEM): Time Analyzed:

Instrument: ECD1 File: 425B020

COMPOUND	RT	RT WINDOW FROM	RT WINDOW TO	CALC AMOUNT ppb	NOM AMOUNT ppb	% D		CF
Aroclor 1016-1		6.33	6.43	33U				
Aroclor 1016-2		7.15	7.25	33U				
Aroclor 1016-3		8.30	8.40	33U				
Aroclor 1016-4		8.57	8.67	33U				
Aroclor 1016-5		8.72	8.82	33U				
Aroclor 1260-1		11.54	11.68	33U				
Aroclor 1260-2		11.90	12.04	33U				
Aroclor 1260-3		12.71	12.85	33U				
Aroclor 1260-4		12.82	12.96	33U				
Aroclor 1260-5		13.28	13.42	33U				

QC LIMITS:
%D must be less than or equal to 20% (*) Criteria exceeded. CF=Calibration/Response Factor
Both channels need to have the compound detected for a concentration to be reported on either channel.

FORM VII PCB

Client Id: Continuing Blank

Software Version: 4.1<1L22>
Date: 4/26/2017 08:47 AM
Sample Name : HEX
Data File : E:\TC2017\ECD1\04-APR\425A020.RAW Date: 4/25/2017 06:31 PM
Sequence File: E:\TC2017\ECD1\04-APR\PCBSEQ.SEQ Cycle: 637 Channel : A
Instrument : AUTO_ECD1 Rack/Vial: 0/1 Operator:
Sample Amount : 1.0000 Dilution Factor : 1.00

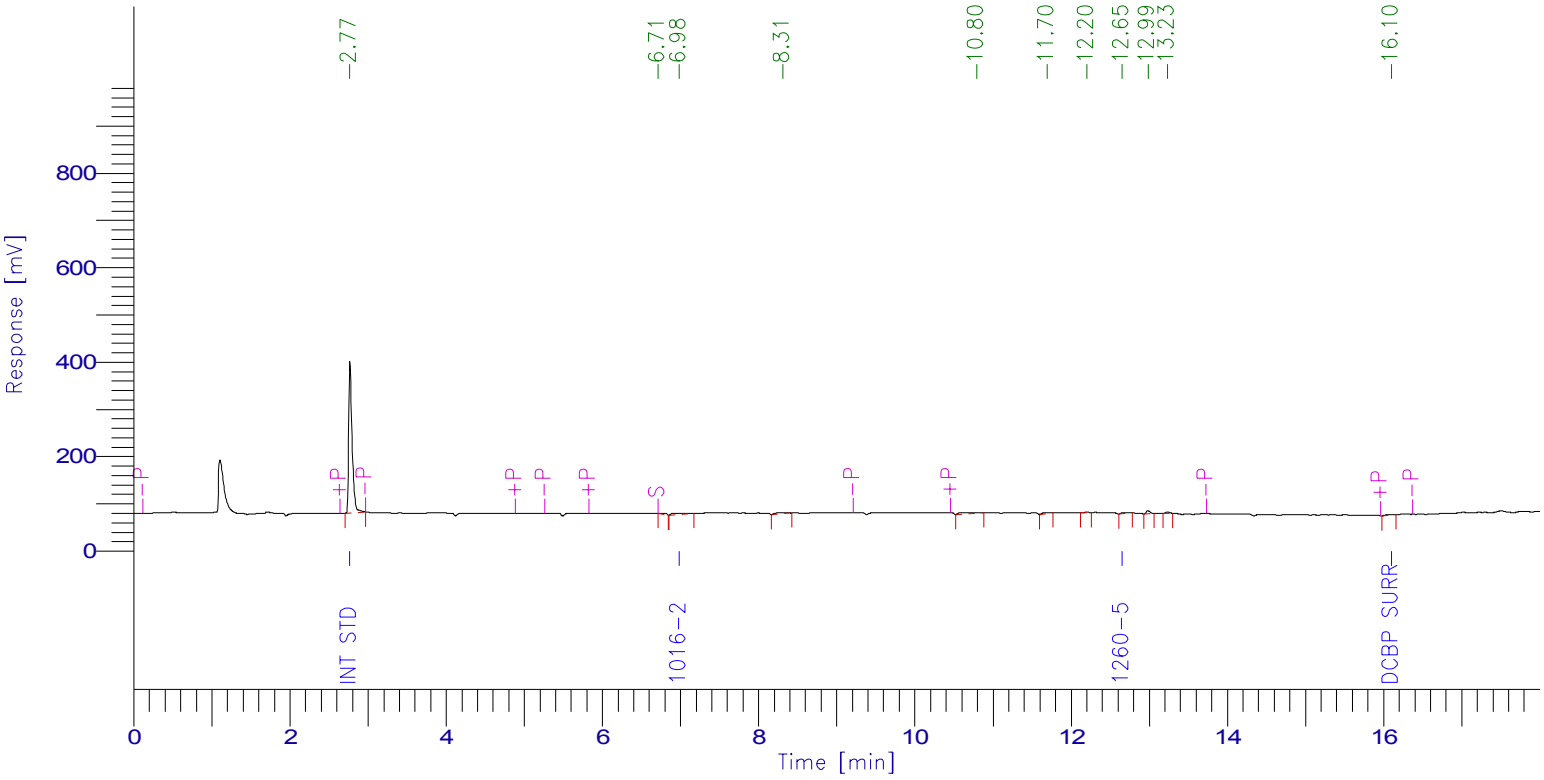

PCB Report

Time [min]	Component Name	Raw Amount	Area [µV·s]	Surrogate SM/WM	Surrogate QC / SL	Spike Rec Soils (%)	Spike Rec Water (%)
2.769	Int Std	100.0000	955918.39	250.0000	100.0000	40.0000	20.0000
5.006	TCMX SURR	0.0000	0.00	0.0000	0.0000	0.0000	0.0000
5.877	1016-1	0.0000	0.00	0.0000	0.0000	0.0000	0.0000
6.982	1016-2	81.2242	40458.61	203.0606	81.2242	32.4897	16.2448
7.656	1016-3	0.0000	0.00	0.0000	0.0000	0.0000	0.0000
7.969	1016-4	0.0000	0.00	0.0000	0.0000	0.0000	0.0000
8.640	1016-5	0.0000	0.00	0.0000	0.0000	0.0000	0.0000
11.037	1260-1	0.0000	0.00	0.0000	0.0000	0.0000	0.0000
12.115	1260-2	0.0000	0.00	0.0000	0.0000	0.0000	0.0000
12.324	1260-3	0.0000	0.00	0.0000	0.0000	0.0000	0.0000
12.433	1260-4	0.0000	0.00	0.0000	0.0000	0.0000	0.0000
12.653	1260-5	20.5633	12090.23	51.4083	20.5633	8.2253	4.1127
16.100	DCBP SURR	0.9313	8944.94	2.3283	0.9313	0.3725	0.1863
		202.7189	1017412.17				

Client Id: Continuing Blank

Software Version: 4.1<1L22>
Date: 4/26/2017 08:50 AM
Sample Name : HEX
Data File : E:\TC2017\ECD1\04-APR\425B020.RAW Date: 4/25/2017 06:31 PM
Sequence File: E:\TC2017\ECD1\04-APR\PCBSEQ.SEQ Cycle: 637 Channel : B
Instrument : AUTO_ECD1 Rack/Vial: 0/1 Operator:
Sample Amount : 1.0000 Dilution Factor : 1.00

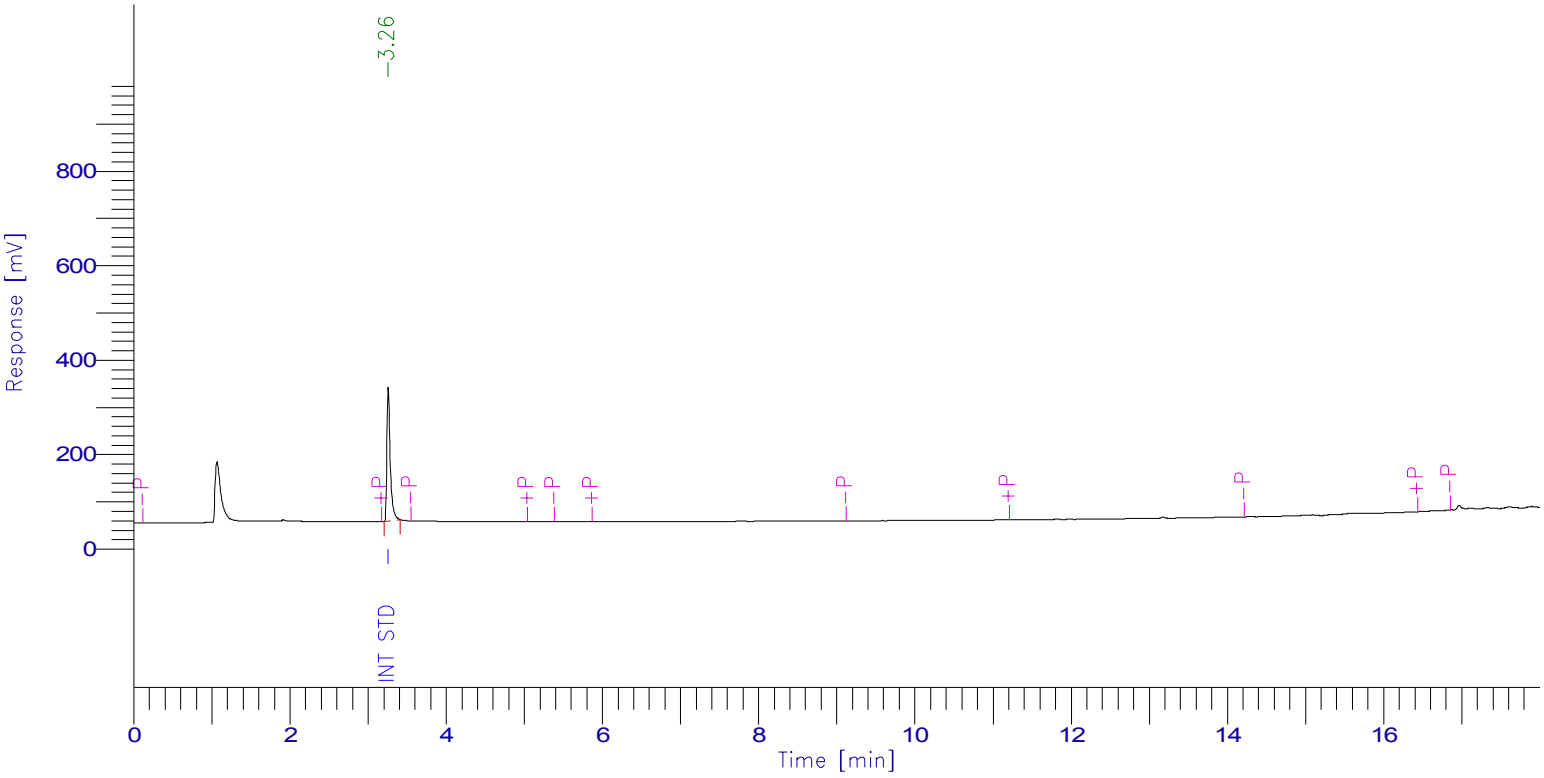

PCB Report

Time [min]	Component Name	Raw Amount	Area [µV·s]	Surrogate SM/WM	Surrogate QC / SL	Spike Rec Soils (%)	Spike Rec Water (%)
3.258	Int Std	100.0000	857986.34	250.0000	100.0000	40.0000	20.0000
5.176	TCMX SURR	0.0000	0.00	0.0000	0.0000	0.0000	0.0000
6.345	1016-1	0.0000	0.00	0.0000	0.0000	0.0000	0.0000
7.165	1016-2	0.0000	0.00	0.0000	0.0000	0.0000	0.0000
8.309	1016-3	0.0000	0.00	0.0000	0.0000	0.0000	0.0000
8.577	1016-4	0.0000	0.00	0.0000	0.0000	0.0000	0.0000
8.724	1016-5	0.0000	0.00	0.0000	0.0000	0.0000	0.0000
11.592	1260-1	0.0000	0.00	0.0000	0.0000	0.0000	0.0000
11.950	1260-2	0.0000	0.00	0.0000	0.0000	0.0000	0.0000
12.761	1260-3	0.0000	0.00	0.0000	0.0000	0.0000	0.0000
12.866	1260-4	0.0000	0.00	0.0000	0.0000	0.0000	0.0000
13.327	1260-5	0.0000	0.00	0.0000	0.0000	0.0000	0.0000
16.573	DCBP SURR	0.0000	0.00	0.0000	0.0000	0.0000	0.0000
		100.0000	857986.34				

7D
PCB CALIBRATION VERIFICATION SUMMARY
Primary

Lab Name: Phoenix Environmental Client: NETC

Lab Code: Phoenix Case No.: SAS No.: SDG No.: GBY06958

GC Col A: RTX-440 ID: 0.53 (mm) Init. Calib. Date(s): 03/15/17 03/15/17

EPA Sample No.(PIBLK): Date Analyzed:

LAB Sample ID (PIBLK): Time Analyzed:

EPA Sample No.(PEM): MIX 600;12I Date Analyzed: 04/25/17

LAB Sample ID (PEM): MIX 600;12I - 425A021 Time Analyzed: 18:53

Instrument: ECD1 File: 425A021

COMPOUND	RT	RT WINDOW FROM	RT WINDOW TO	RAW AMOUNT ppb	NOM AMOUNT ppb	% D		CF
Aroclor 1016-1	5.89	5.87	5.97	635	600	6		0.037
Aroclor 1016-2	7.03	7.01	7.11	582	600	3		0.052
Aroclor 1016-3	7.68	7.66	7.76	538	600	10		0.150
Aroclor 1016-4	7.99	7.97	8.07	677	600	13		0.045
Aroclor 1016-5	8.67	8.65	8.75	563	600	6		0.042
Aroclor 1260-1	11.06	11.02	11.16	640	600	7		0.076
Aroclor 1260-2	12.15	12.11	12.25	463	600	23	*	0.109
Aroclor 1260-3	12.35	12.32	12.46	541	600	10		0.065
Aroclor 1260-4	12.46	12.43	12.57	642	600	7		0.037
Aroclor 1260-5	12.76	12.73	12.87	707	600	18		0.062

QC LIMITS:
%D must be less than or equal to 20% (*) Criteria exceeded. CF=Calibration/Response Factor

FORM VII PCB

7D
PCB CALIBRATION VERIFICATION SUMMARY
Confirmation

Lab Name: Phoenix Environmental Client: NETC

Lab Code: Phoenix Case No.: SAS No.: SDG No.: GBY06958

GC Col B: Rxi-Sil MS ID: 0.32 (mm) Init. Calib. Date(s): 03/15/17 03/15/17

EPA Sample No.(PIBLK): Date Analyzed:

LAB Sample ID (PIBLK): Time Analyzed:

EPA Sample No.(PEM): MIX 600;12I Date Analyzed: 04/25/17

LAB Sample ID (PEM): MIX 600;12I - 425B021 Time Analyzed: 18:53

Instrument: ECD1 File: 425B021

COMPOUND	RT	RT WINDOW FROM	RT WINDOW TO	RAW AMOUNT ppb	NOM AMOUNT ppb	% D		CF
Aroclor 1016-1	6.34	6.33	6.43	571	600	5		0.039
Aroclor 1016-2	7.16	7.15	7.25	599	600	0		0.079
Aroclor 1016-3	8.31	8.30	8.40	605	600	1		0.063
Aroclor 1016-4	8.58	8.57	8.67	418	600	30	*	0.037
Aroclor 1016-5	8.73	8.72	8.82	450	600	25	*	0.033
Aroclor 1260-1	11.58	11.54	11.68	572	600	5		0.079
Aroclor 1260-2	11.94	11.90	12.04	642	600	7		0.082
Aroclor 1260-3	12.75	12.71	12.85	648	600	8		0.071
Aroclor 1260-4	12.85	12.82	12.96	624	600	4		0.042
Aroclor 1260-5	13.31	13.28	13.42	637	600	6		0.073

QC LIMITS:
%D must be less than or equal to 20% (*) Criteria exceeded. CF=Calibration/Response Factor

FORM VII PCB

Client Id: Continuing Calibration

Software Version: 4.1<1L22>
Date: 4/26/2017 08:47 AM
Sample Name : MIX 600;12I
Data File : E:\TC2017\ECD1\04-APR\425A021.RAW Date: 4/25/2017 06:53 PM
Sequence File: E:\TC2017\ECD1\04-APR\PCBSEQ.SEQ Cycle: 638 Channel : A
Instrument : AUTO_ECD1 Rack/Vial: 0/18 Operator:
Sample Amount : 1.0000 Dilution Factor : 1.00

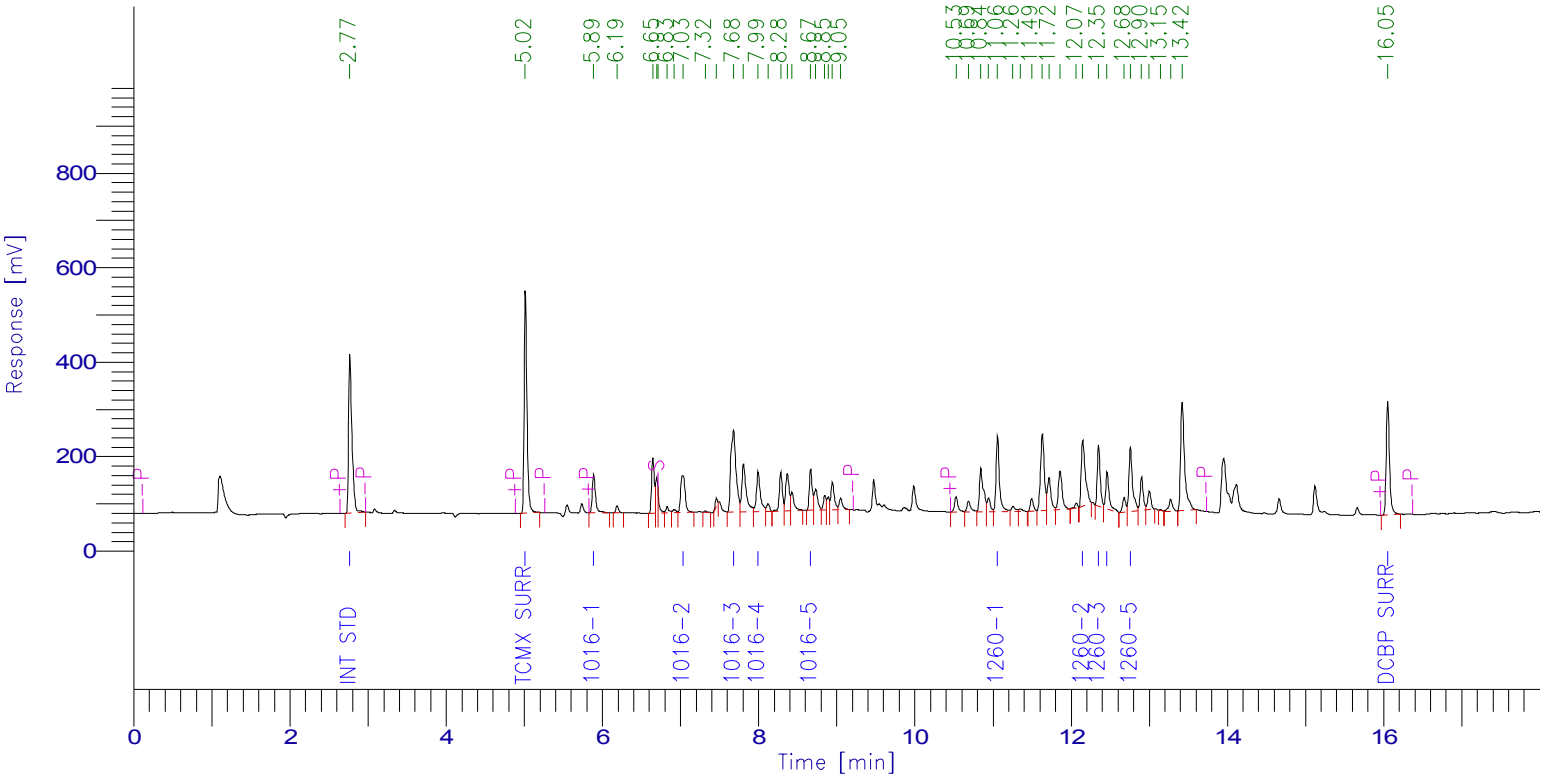

PCB Report

Time [min]	Component Name	Raw Amount	Area [µV·s]	Surrogate SM/WM	Surrogate QC / SL	Spike Rec Soils (%)	Spike Rec Water (%)
2.767	Int Std	100.0000	999716.44	250.0000	100.0000	40.0000	20.0000
5.015	TCMX SURR	78.0692	1207983.15	195.1730	78.0692	31.2277	15.6138
5.888	1016-1	635.1825	232251.69	1587.9563	635.1825	254.0730	127.0365
7.031	1016-2	582.4888	303437.27	1456.2220	582.4888	232.9955	116.4978
7.679	1016-3	538.3151	804652.48	1345.7876	538.3151	215.3260	107.6630
7.993	1016-4	677.4745	305644.89	1693.6862	677.4745	270.9898	135.4949
8.665	1016-5	562.6002	237535.18	1406.5005	562.6002	225.0401	112.5200
11.056	1260-1	640.2665	484530.86	1600.6663	640.2665	256.1066	128.0533
12.148	1260-2	462.6364	502929.10	1156.5910	462.6364	185.0546	92.5273
12.350	1260-3	540.7137	350109.85	1351.7844	540.7137	216.2855	108.1427
12.459	1260-4	641.9886	237986.80	1604.9714	641.9886	256.7954	128.3977
12.757	1260-5	706.7855	434595.11	1766.9637	706.7855	282.7142	141.3571
16.051	DCBP SURR	68.6412	689486.46	171.6030	68.6412	27.4565	13.7282
		6235.1621	6790859.28				

Client Id: Continuing Calibration

Software Version: 4.1<1L22>
Date: 4/26/2017 08:50 AM
Sample Name : MIX 600;12I
Data File : E:\TC2017\ECD1\04-APR\425B021.RAW Date: 4/25/2017 06:53 PM
Sequence File: E:\TC2017\ECD1\04-APR\PCBSEQ.SEQ Cycle: 638 Channel : B
Instrument : AUTO_ECD1 Rack/Vial: 0/18 Operator:
Sample Amount : 1.0000 Dilution Factor : 1.00

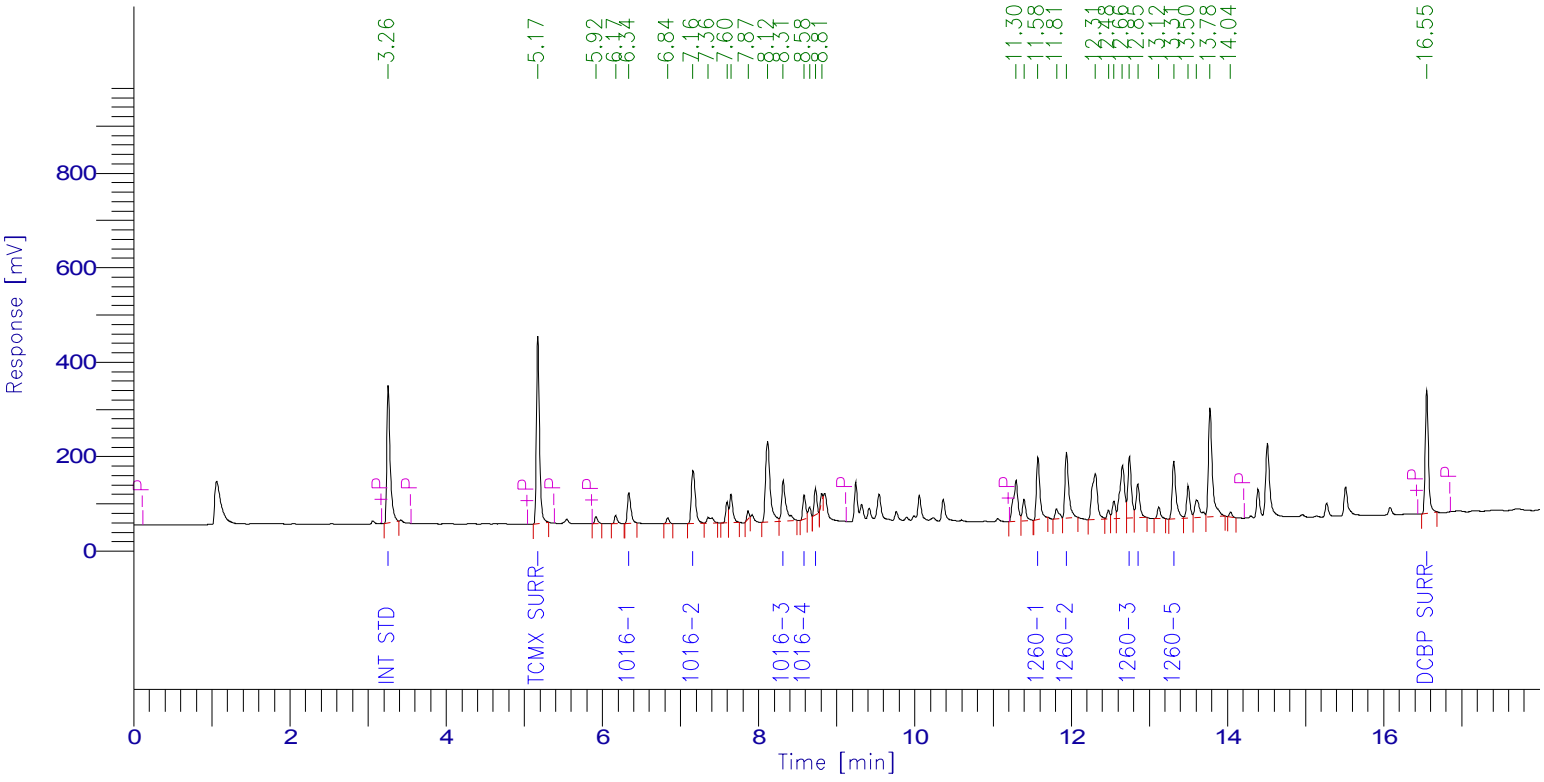

PCB Report

Time [min]	Component Name	Raw Amount	Area [µV·s]	Surrogate SM/WM	Surrogate QC / SL	Spike Rec Soils (%)	Spike Rec Water (%)
3.257	Int Std	100.0000	878145.28	250.0000	100.0000	40.0000	20.0000
5.173	TCMX SURR	77.6818	1060775.07	194.2045	77.6818	31.0727	15.5364
6.338	1016-1	570.7305	195220.75	1426.8263	570.7305	228.2922	114.1461
7.159	1016-2	598.6185	413152.13	1496.5462	598.6185	239.4474	119.7237
8.314	1016-3	604.6797	335524.34	1511.6992	604.6797	241.8719	120.9359
8.583	1016-4	418.4586	135471.84	1046.1465	418.4586	167.3834	83.6917
8.727	1016-5	450.4432	130526.00	1126.1079	450.4432	180.1773	90.0886
11.575	1260-1	571.7790	396489.44	1429.4476	571.7790	228.7116	114.3558
11.940	1260-2	641.6883	464396.98	1604.2207	641.6883	256.6753	128.3377
12.746	1260-3	648.3825	405227.45	1620.9563	648.3825	259.3530	129.6765
12.853	1260-4	624.2056	228175.60	1560.5139	624.2056	249.6822	124.8411
13.313	1260-5	636.7107	407217.48	1591.7767	636.7107	254.6843	127.3421
16.549	DCBP SURR	78.2429	743624.59	195.6072	78.2429	31.2972	15.6486
		6021.6212	5793946.96				

7D
PCB CALIBRATION VERIFICATION SUMMARY
Primary

Lab Name: Phoenix Environmental Client: NETC

Lab Code: Phoenix Case No.: SAS No.: SDG No.: GBY06958

GC Col A: RTX-440 ID: 0.53 (mm) Init. Calib. Date(s): 03/15/17 03/15/17

EPA Sample No.(PIBLK): HEX Date Analyzed: 04/25/17

LAB Sample ID (PIBLK): HEX - 425A032 Time Analyzed: 23:00

EPA Sample No.(PEM): Date Analyzed:

LAB Sample ID (PEM): Time Analyzed:

Instrument: ECD1 File: 425A032

COMPOUND	RT	RT WINDOW FROM	RT WINDOW TO	CALC AMOUNT ppb	NOM AMOUNT ppb	% D		CF
Aroclor 1016-1		5.87	5.97	33U				
Aroclor 1016-2		7.01	7.11	33U				
Aroclor 1016-3		7.66	7.76	33U				
Aroclor 1016-4		7.97	8.07	33U				
Aroclor 1016-5		8.65	8.75	33U				
Aroclor 1260-1		11.02	11.16	33U				
Aroclor 1260-2		12.11	12.25	33U				
Aroclor 1260-3		12.32	12.46	33U				
Aroclor 1260-4		12.43	12.57	33U				
Aroclor 1260-5		12.73	12.87	33U				

QC LIMITS:
%D must be less than or equal to 20% (*) Criteria exceeded. CF=Calibration/Response Factor
Both channels need to have the compound detected for a concentration to be reported on either channel.

FORM VII PCB

7D
PCB CALIBRATION VERIFICATION SUMMARY
Confirmation

Lab Name: Phoenix Environmental Client: NETC

Lab Code: Phoenix Case No.: SAS No.: SDG No.: GBY06958

GC Col B: Rxi-Sil MS ID: 0.32 (mm) Init. Calib. Date(s): 03/15/17 03/15/17

EPA Sample No.(PIBLK): HEX Date Analyzed: 04/25/17

LAB Sample ID (PIBLK): HEX - 425B032 Time Analyzed: 23:00

EPA Sample No.(PEM): Date Analyzed:

LAB Sample ID (PEM): Time Analyzed:

Instrument: ECD1 File: 425B032

COMPOUND	RT	RT WINDOW FROM	RT WINDOW TO	CALC AMOUNT ppb	NOM AMOUNT ppb	% D		CF
Aroclor 1016-1		6.33	6.43	33U				
Aroclor 1016-2		7.15	7.25	33U				
Aroclor 1016-3		8.30	8.40	33U				
Aroclor 1016-4		8.57	8.67	33U				
Aroclor 1016-5		8.72	8.82	33U				
Aroclor 1260-1		11.54	11.68	33U				
Aroclor 1260-2		11.90	12.04	33U				
Aroclor 1260-3		12.71	12.85	33U				
Aroclor 1260-4		12.82	12.96	33U				
Aroclor 1260-5		13.28	13.42	33U				

QC LIMITS:
%D must be less than or equal to 20% (*) Criteria exceeded. CF=Calibration/Response Factor
Both channels need to have the compound detected for a concentration to be reported on either channel.

FORM VII PCB

Client Id: Continuing Blank

Software Version: 4.1<1L22>
Date: 4/26/2017 08:48 AM
Sample Name : HEX
Data File : E:\TC2017\ECD1\04-APR\425A032.RAW Date: 4/25/2017 11:00 PM
Sequence File: E:\TC2017\ECD1\04-APR\PCBSEQ.SEQ Cycle: 649 Channel : A
Instrument : AUTO_ECD1 Rack/Vial: 0/1 Operator:
Sample Amount : 1.0000 Dilution Factor : 1.00

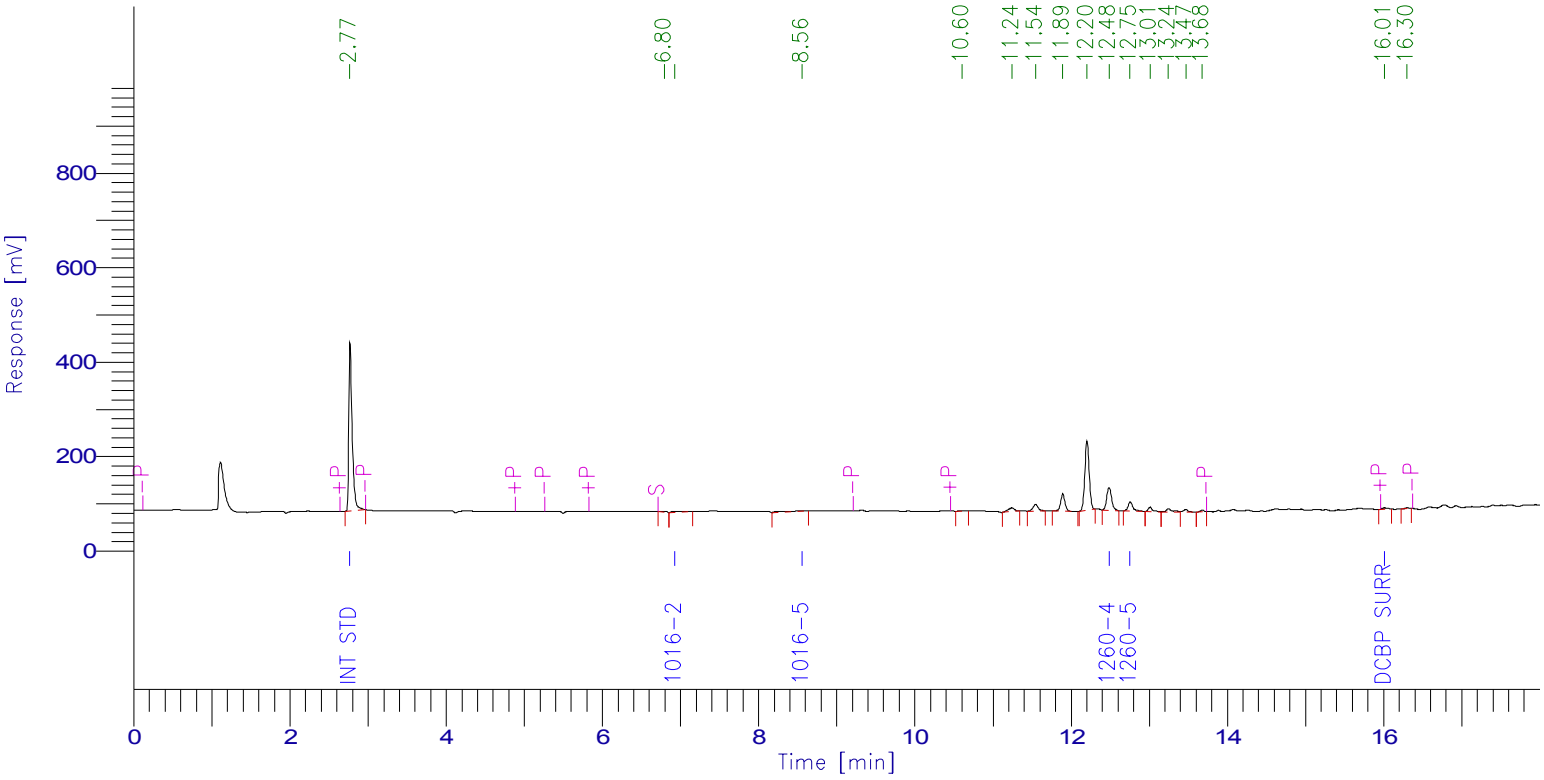

PCB Report

Time [min]	Component Name	Raw Amount	Area [µV·s]	Surrogate SM/WM	Surrogate QC / SL	Spike Rec Soils (%)	Spike Rec Water (%)
2.770	Int Std	100.0000	1050444.20	250.0000	100.0000	40.0000	20.0000
5.006	TCMX SURR	0.0000	0.00	0.0000	0.0000	0.0000	0.0000
5.877	1016-1	0.0000	0.00	0.0000	0.0000	0.0000	0.0000
6.928	1016-2	45.7506	25042.32	114.3766	45.7506	18.3003	9.1501
7.656	1016-3	0.0000	0.00	0.0000	0.0000	0.0000	0.0000
7.969	1016-4	0.0000	0.00	0.0000	0.0000	0.0000	0.0000
8.561	1016-5	76.0112	33721.12	190.0281	76.0112	30.4045	15.2022
11.037	1260-1	0.0000	0.00	0.0000	0.0000	0.0000	0.0000
12.115	1260-2	0.0000	0.00	0.0000	0.0000	0.0000	0.0000
12.324	1260-3	0.0000	0.00	0.0000	0.0000	0.0000	0.0000
12.484	1260-4	538.9908	209943.82	1347.4771	538.9908	215.5963	107.7982
12.753	1260-5	126.1198	81484.80	315.2995	126.1198	50.4479	25.2240
16.008	DCBP SURR	1.3387	14129.73	3.3469	1.3387	0.5355	0.2677
		888.2112	1414765.99				

Client Id: Continuing Blank

Software Version: 4.1<1L22>
Date: 4/26/2017 08:50 AM
Sample Name : HEX
Data File : E:\TC2017\ECD1\04-APR\425B032.RAW Date: 4/25/2017 11:00 PM
Sequence File: E:\TC2017\ECD1\04-APR\PCBSEQ.SEQ Cycle: 649 Channel : B
Instrument : AUTO_ECD1 Rack/Vial: 0/1 Operator:
Sample Amount : 1.0000 Dilution Factor : 1.00

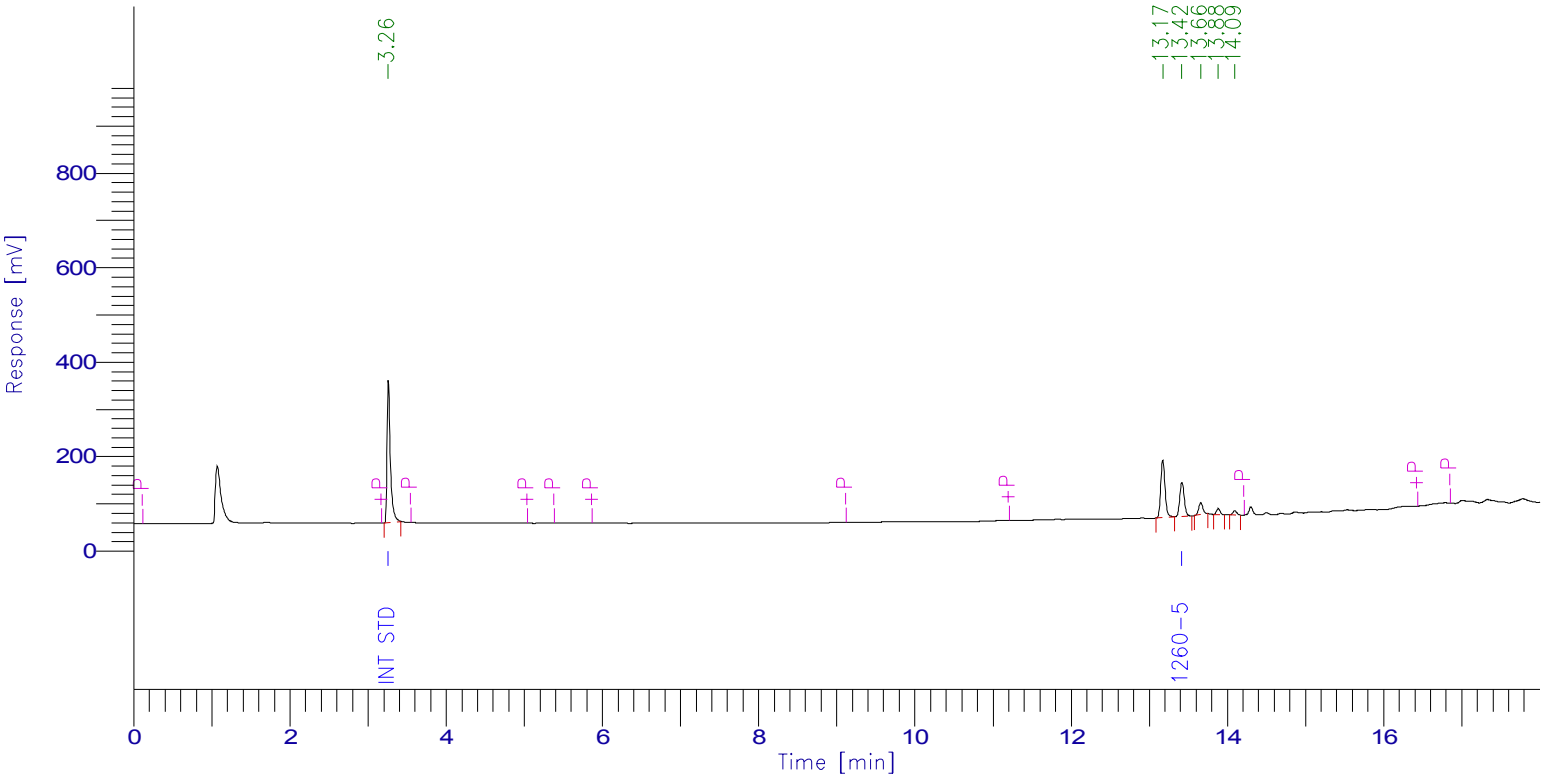

PCB Report

Time [min]	Component Name	Raw Amount	Area [µV·s]	Surrogate SM/WM	Surrogate QC / SL	Spike Rec Soils (%)	Spike Rec Water (%)
3.260	Int Std	100.0000	900646.00	250.0000	100.0000	40.0000	20.0000
5.176	TCMX SURR	0.0000	0.00	0.0000	0.0000	0.0000	0.0000
6.345	1016-1	0.0000	0.00	0.0000	0.0000	0.0000	0.0000
7.165	1016-2	0.0000	0.00	0.0000	0.0000	0.0000	0.0000
8.309	1016-3	0.0000	0.00	0.0000	0.0000	0.0000	0.0000
8.577	1016-4	0.0000	0.00	0.0000	0.0000	0.0000	0.0000
8.724	1016-5	0.0000	0.00	0.0000	0.0000	0.0000	0.0000
11.592	1260-1	0.0000	0.00	0.0000	0.0000	0.0000	0.0000
11.950	1260-2	0.0000	0.00	0.0000	0.0000	0.0000	0.0000
12.761	1260-3	0.0000	0.00	0.0000	0.0000	0.0000	0.0000
12.866	1260-4	0.0000	0.00	0.0000	0.0000	0.0000	0.0000
13.417	1260-5	430.6903	282512.16	1076.7258	430.6903	172.2761	86.1381
16.573	DCBP SURR	0.0000	0.00	0.0000	0.0000	0.0000	0.0000
		530.6903	1183158.16				

7D
PCB CALIBRATION VERIFICATION SUMMARY
Primary

Lab Name: Phoenix Environmental Client: NETC

Lab Code: Phoenix Case No.: SAS No.: SDG No.: GBY06958

GC Col A: RTX-440 ID: 0.53 (mm) Init. Calib. Date(s): 03/15/17 03/15/17

EPA Sample No.(PIBLK): Date Analyzed:

LAB Sample ID (PIBLK): Time Analyzed:

EPA Sample No.(PEM): MIX 600;12I Date Analyzed: 04/25/17

LAB Sample ID (PEM): MIX 600;12I - 425A033 Time Analyzed: 23:24

Instrument: ECD1 File: 425A033

COMPOUND	RT	RT WINDOW FROM	RT WINDOW TO	RAW AMOUNT ppb	NOM AMOUNT ppb	% D		CF
Aroclor 1016-1	5.89	5.87	5.97	624	600	4		0.037
Aroclor 1016-2	7.03	7.01	7.11	570	600	5		0.052
Aroclor 1016-3	7.68	7.66	7.76	519	600	14		0.150
Aroclor 1016-4	7.99	7.97	8.07	647	600	8		0.045
Aroclor 1016-5	8.66	8.65	8.75	542	600	10		0.042
Aroclor 1260-1	11.06	11.02	11.16	589	600	2		0.076
Aroclor 1260-2	12.15	12.11	12.25	428	600	29	*	0.109
Aroclor 1260-3	12.35	12.32	12.46	489	600	19		0.065
Aroclor 1260-4	12.46	12.43	12.57	559	600	7		0.037
Aroclor 1260-5	12.76	12.73	12.87	619	600	3		0.062

QC LIMITS:
%D must be less than or equal to 20% (*) Criteria exceeded. CF=Calibration/Response Factor

FORM VII PCB

7D
PCB CALIBRATION VERIFICATION SUMMARY
Confirmation

Lab Name: Phoenix Environmental Client: NETC

Lab Code: Phoenix Case No.: SAS No.: SDG No.: GBY06958

GC Col B: Rxi-Sil MS ID: 0.32 (mm) Init. Calib. Date(s): 03/15/17 03/15/17

EPA Sample No.(PIBLK): Date Analyzed:

LAB Sample ID (PIBLK): Time Analyzed:

EPA Sample No.(PEM): MIX 600;12I Date Analyzed: 04/25/17

LAB Sample ID (PEM): MIX 600;12I - 425B033 Time Analyzed: 23:24

Instrument: ECD1 File: 425B033

COMPOUND	RT	RT WINDOW FROM	RT WINDOW TO	RAW AMOUNT ppb	NOM AMOUNT ppb	% D		CF
Aroclor 1016-1	6.34	6.33	6.43	570	600	5		0.039
Aroclor 1016-2	7.16	7.15	7.25	590	600	2		0.079
Aroclor 1016-3	8.31	8.30	8.40	585	600	3		0.063
Aroclor 1016-4	8.58	8.57	8.67	416	600	31	*	0.037
Aroclor 1016-5	8.73	8.72	8.82	434	600	28	*	0.033
Aroclor 1260-1	11.57	11.54	11.68	549	600	9		0.079
Aroclor 1260-2	11.94	11.90	12.04	600	600	0		0.082
Aroclor 1260-3	12.75	12.71	12.85	614	600	2		0.071
Aroclor 1260-4	12.85	12.82	12.96	575	600	4		0.042
Aroclor 1260-5	13.31	13.28	13.42	570	600	5		0.073

QC LIMITS:
%D must be less than or equal to 20% (*) Criteria exceeded. CF=Calibration/Response Factor

FORM VII PCB

Client Id: Continuing Calibration

Software Version: 4.1<1L22>
Date: 4/26/2017 08:48 AM
Sample Name : MIX 600;12I
Data File : E:\TC2017\ECD1\04-APR\425A033.RAW Date: 4/25/2017 11:24 PM
Sequence File: E:\TC2017\ECD1\04-APR\PCBSEQ.SEQ Cycle: 650 Channel : A
Instrument : AUTO_ECD1 Rack/Vial: 0/29 Operator:
Sample Amount : 1.0000 Dilution Factor : 1.00

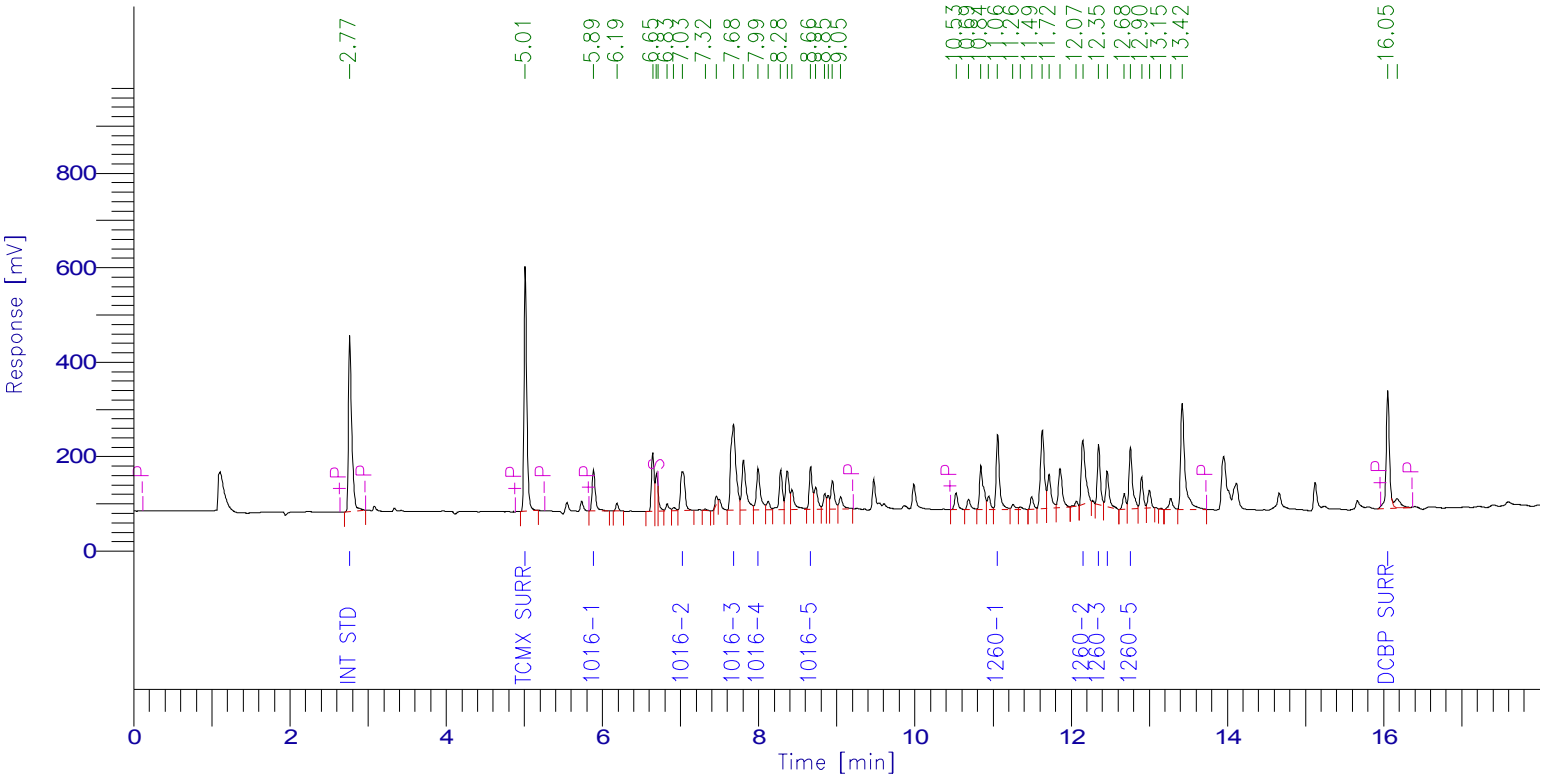

PCB Report

Time [min]	Component Name	Raw Amount	Area [µV·s]	Surrogate SM/WM	Surrogate QC / SL	Spike Rec Soils (%)	Spike Rec Water (%)
2.766	Int Std	100.0000	1079433.57	250.0000	100.0000	40.0000	20.0000
5.013	TCMX SURR	77.7982	1299779.23	194.4954	77.7982	31.1193	15.5596
5.886	1016-1	624.2012	246435.93	1560.5030	624.2012	249.6805	124.8402
7.025	1016-2	569.9190	320563.12	1424.7975	569.9190	227.9676	113.9838
7.679	1016-3	519.4939	838438.85	1298.7348	519.4939	207.7976	103.8988
7.993	1016-4	647.0317	315187.40	1617.5793	647.0317	258.8127	129.4063
8.664	1016-5	541.6598	246929.94	1354.1494	541.6598	216.6639	108.3320
11.058	1260-1	589.3430	481557.20	1473.3575	589.3430	235.7372	117.8686
12.149	1260-2	428.3281	502762.21	1070.8202	428.3281	171.3312	85.6656
12.351	1260-3	488.8090	341739.53	1222.0226	488.8090	195.5236	97.7618
12.461	1260-4	559.4383	223924.04	1398.5957	559.4383	223.7753	111.8877
12.758	1260-5	618.6802	410754.70	1546.7005	618.6802	247.4721	123.7360
16.052	DCBP SURR	67.0300	726990.85	167.5749	67.0300	26.8120	13.4060
		5831.7324	7034494.55				

Client Id: Continuing Calibration

Software Version: 4.1<1L22>
Date: 4/26/2017 08:50 AM
Sample Name : MIX 600;12I
Data File : E:\TC2017\ECD1\04-APR\425B033.RAW Date: 4/25/2017 11:24 PM
Sequence File: E:\TC2017\ECD1\04-APR\PCBSEQ.SEQ Cycle: 650 Channel : B
Instrument : AUTO_ECD1 Rack/Vial: 0/29 Operator:
Sample Amount : 1.0000 Dilution Factor : 1.00

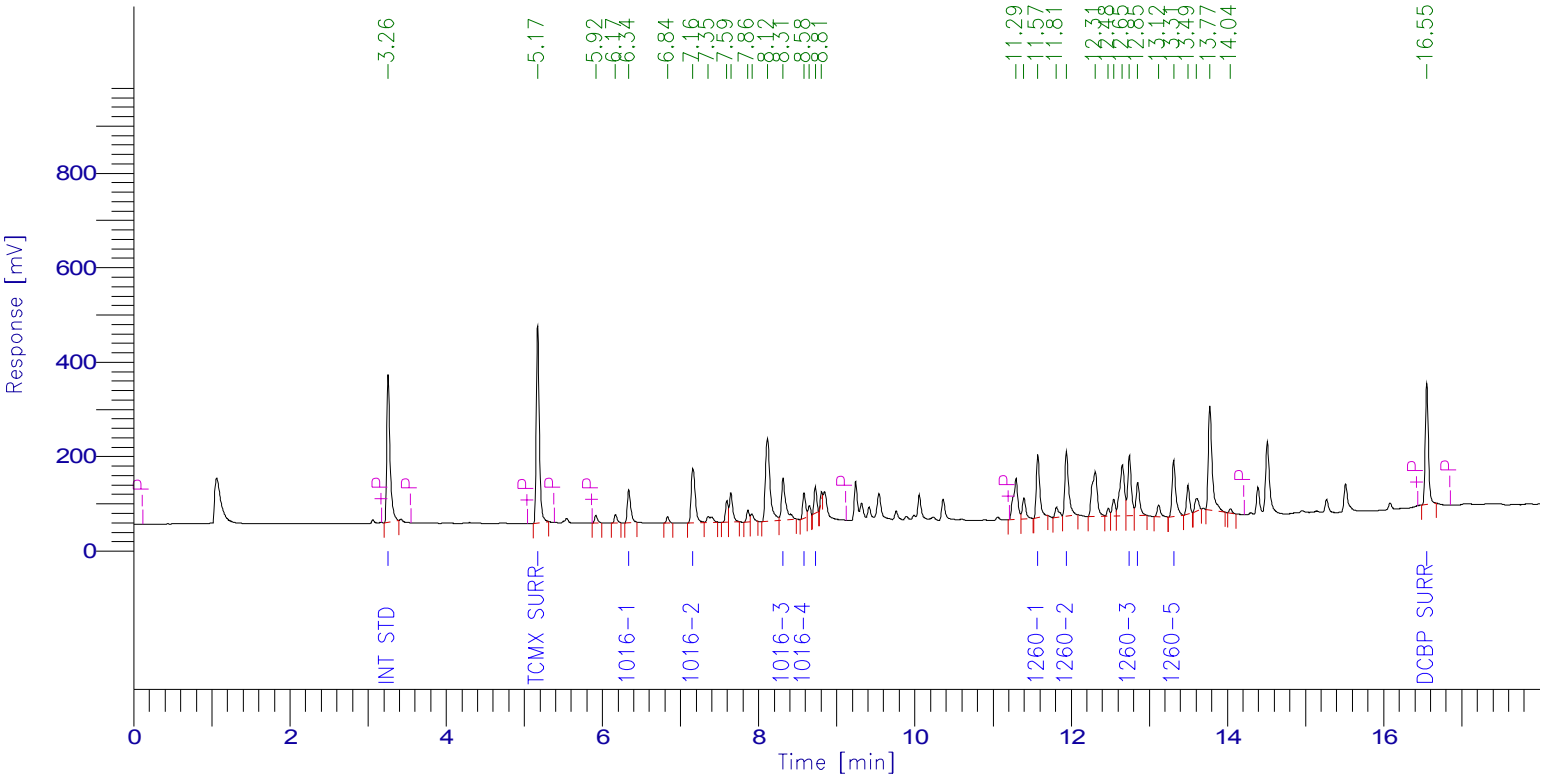

PCB Report

Time [min]	Component Name	Raw Amount	Area [µV·s]	Surrogate SM/WM	Surrogate QC / SL	Spike Rec Soils (%)	Spike Rec Water (%)
3.256	Int Std	100.0000	919486.29	250.0000	100.0000	40.0000	20.0000
5.171	TCMX SURR	77.5659	1109056.36	193.9147	77.5659	31.0264	15.5132
6.337	1016-1	570.4144	204298.08	1426.0361	570.4144	228.1658	114.0829
7.157	1016-2	589.5252	426030.96	1473.8131	589.5252	235.8101	117.9050
8.312	1016-3	585.0476	339913.77	1462.6191	585.0476	234.0191	117.0095
8.582	1016-4	415.8923	140979.61	1039.7308	415.8923	166.3569	83.1785
8.726	1016-5	433.6141	131564.67	1084.0351	433.6141	173.4456	86.7228
11.573	1260-1	549.2327	398784.88	1373.0818	549.2327	219.6931	109.8465
11.938	1260-2	599.9421	454625.20	1499.8553	599.9421	239.9768	119.9884
12.745	1260-3	613.6261	401559.84	1534.0653	613.6261	245.4504	122.7252
12.852	1260-4	574.5336	219905.40	1436.3340	574.5336	229.8134	114.9067
13.311	1260-5	569.8832	381635.70	1424.7079	569.8832	227.9533	113.9766
16.550	DCBP SURR	71.9470	715979.41	179.8675	71.9470	28.7788	14.3894
		5751.2243	5843820.16				

7D
PCB CALIBRATION VERIFICATION SUMMARY
Primary

Lab Name: Phoenix Environmental Client: NETC

Lab Code: Phoenix Case No.: SAS No.: SDG No.: GBY06958

GC Col A: RTX-440 ID: 0.53 (mm) Init. Calib. Date(s): 04/06/17 04/06/17

EPA Sample No.(PIBLK): hex Date Analyzed: 04/25/17

LAB Sample ID (PIBLK): hex - 425A002 Time Analyzed: 6:46

EPA Sample No.(PEM): Date Analyzed:

LAB Sample ID (PEM): Time Analyzed:

Instrument: ECD6 File: 425A002

COMPOUND	RT	RT WINDOW FROM	RT WINDOW TO	CALC AMOUNT ppb	NOM AMOUNT ppb	% D		CF
Aroclor 1016-1		5.77	5.87	33U				
Aroclor 1016-2		6.53	6.63	33U				
Aroclor 1016-3		6.91	7.01	33U				
Aroclor 1016-4		7.87	7.97	33U				
Aroclor 1016-5		8.54	8.64	33U				
Aroclor 1260-1		10.91	11.05	33U				
Aroclor 1260-2		11.69	11.83	33U				
Aroclor 1260-3		11.98	12.12	33U				
Aroclor 1260-4		12.19	12.33	33U				
Aroclor 1260-5		12.30	12.44	33U				

QC LIMITS:
%D must be less than or equal to 20% (*) Criteria exceeded. CF=Calibration/Response Factor
Both channels need to have the compound detected for a concentration to be reported on either channel.

FORM VII PCB

7D
PCB CALIBRATION VERIFICATION SUMMARY
Confirmation

Lab Name: Phoenix Environmental Client: NETC

Lab Code: Phoenix Case No.: SAS No.: SDG No.: GBY06958

GC Col B: CLP ID: 0.32 (mm) Init. Calib. Date(s): 04/06/17 04/06/17

EPA Sample No.(PIBLK): hex Date Analyzed: 04/25/17

LAB Sample ID (PIBLK): hex - 425B002 Time Analyzed: 6:46

EPA Sample No.(PEM): Date Analyzed:

LAB Sample ID (PEM): Time Analyzed:

Instrument: ECD6 File: 425B002

COMPOUND	RT	RT WINDOW FROM	RT WINDOW TO	CALC AMOUNT ppb	NOM AMOUNT ppb	% D		CF
Aroclor 1016-1		4.92	5.02	33U				
Aroclor 1016-2		5.58	5.68	33U				
Aroclor 1016-3		6.43	6.53	33U				
Aroclor 1016-4		6.67	6.77	33U				
Aroclor 1016-5		6.78	6.88	33U				
Aroclor 1260-1		9.58	9.72	33U				
Aroclor 1260-2		10.29	10.43	33U				
Aroclor 1260-3		10.77	10.91	33U				
Aroclor 1260-4		10.85	10.99	33U				
Aroclor 1260-5		11.19	11.33	33U				

QC LIMITS:
%D must be less than or equal to 20% (*) Criteria exceeded. CF=Calibration/Response Factor
Both channels need to have the compound detected for a concentration to be reported on either channel.

FORM VII PCB

Client Id: Continuing Blank

Software Version: 4.1<1L22>
Date: 4/25/2017 09:35 AM
Sample Name : hex
Data File : E:\TC2017\ECD6\04-APR\425A002.RAW Date: 4/25/2017 06:46 AM
Sequence File: E:\TC2017\ECD6\04-APR\PCB_SEQ.SEQ Cycle: 308 Channel : A
Instrument : AUTO_ECD6 Rack/Vial: 0/1 Operator:
Sample Amount : 1.0000 Dilution Factor : 1.00

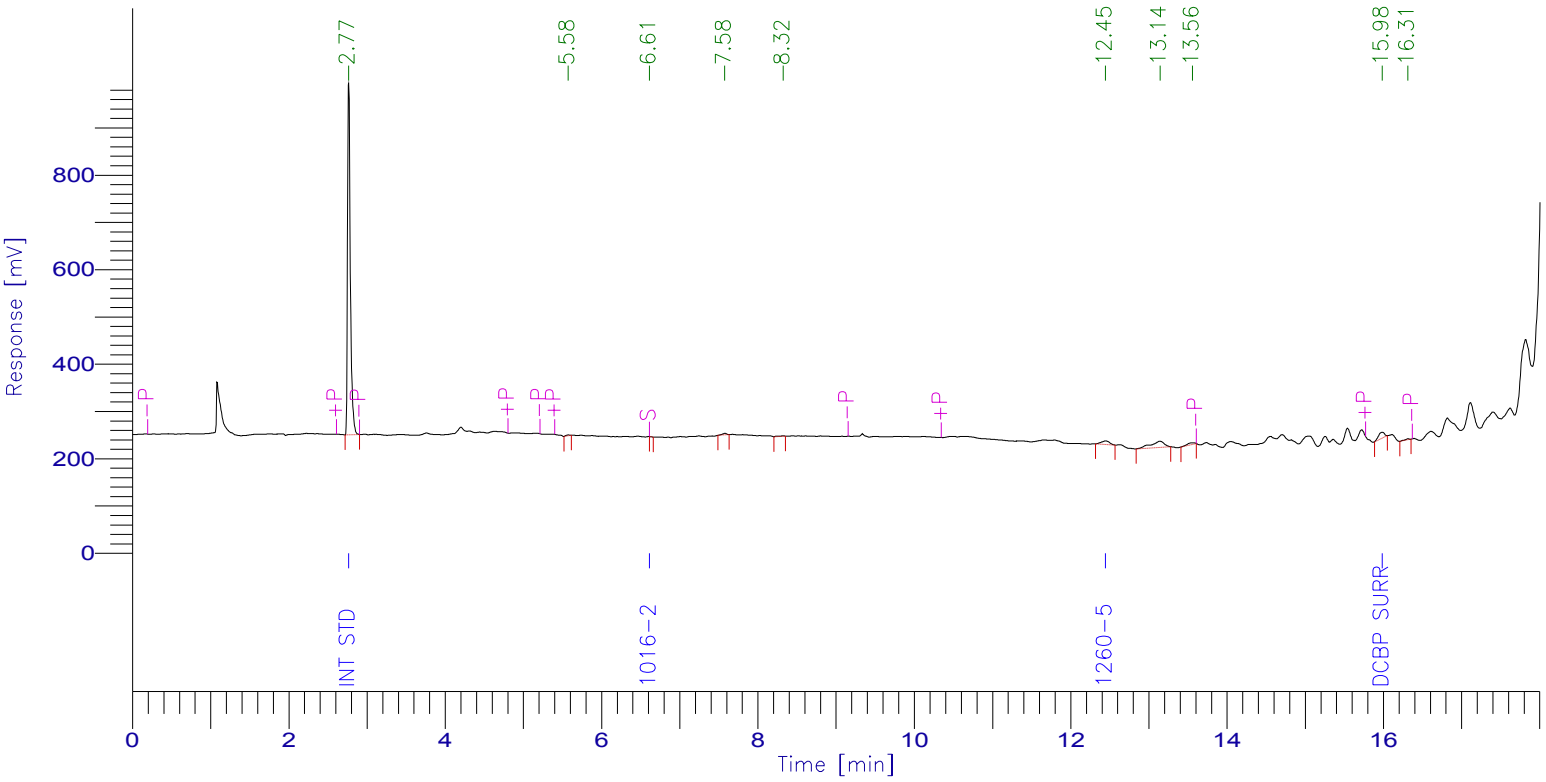

PCB Report

Time [min]	Component Name	Raw Amount	Area [µV·s]	Surrogate SM/WM	Surrogate QC / SL	Spike Rec Soils (%)	Spike Rec Water (%)
2.766	Int Std	100.0000	1888905.46	250.0000	100.0000	40.0000	20.0000
4.960	TCMX SURR	0.0000	0.00	0.0000	0.0000	0.0000	0.0000
5.832	1016-1	0.0000	0.00	0.0000	0.0000	0.0000	0.0000
6.613	1016-2	0.0773	49.24	0.1932	0.0773	0.0309	0.0155
6.964	1016-3	0.0000	0.00	0.0000	0.0000	0.0000	0.0000
7.929	1016-4	0.0000	0.00	0.0000	0.0000	0.0000	0.0000
8.603	1016-5	0.0000	0.00	0.0000	0.0000	0.0000	0.0000
10.989	1260-1	0.0000	0.00	0.0000	0.0000	0.0000	0.0000
11.777	1260-2	0.0000	0.00	0.0000	0.0000	0.0000	0.0000
12.067	1260-3	0.0000	0.00	0.0000	0.0000	0.0000	0.0000
12.274	1260-4	0.0000	0.00	0.0000	0.0000	0.0000	0.0000
12.445	1260-5	65.1824	52516.92	162.9560	65.1824	26.0730	13.0365
15.984	DCBP SURR	2.4012	69345.74	6.0031	2.4012	0.9605	0.4802
		167.6610	2010817.36				

Client Id: Continuing Blank

Software Version: 4.1<1L22>
Date: 4/25/2017 09:36 AM
Sample Name : hex
Data File : E:\TC2017\ECD6\04-APR\425B002.RAW Date: 4/25/2017 06:46 AM
Sequence File: E:\TC2017\ECD6\04-APR\PCB_SEQ.SEQ Cycle: 308 Channel : B
Instrument : AUTO_ECD6 Rack/Vial: 0/1 Operator:
Sample Amount : 1.0000 Dilution Factor : 1.00

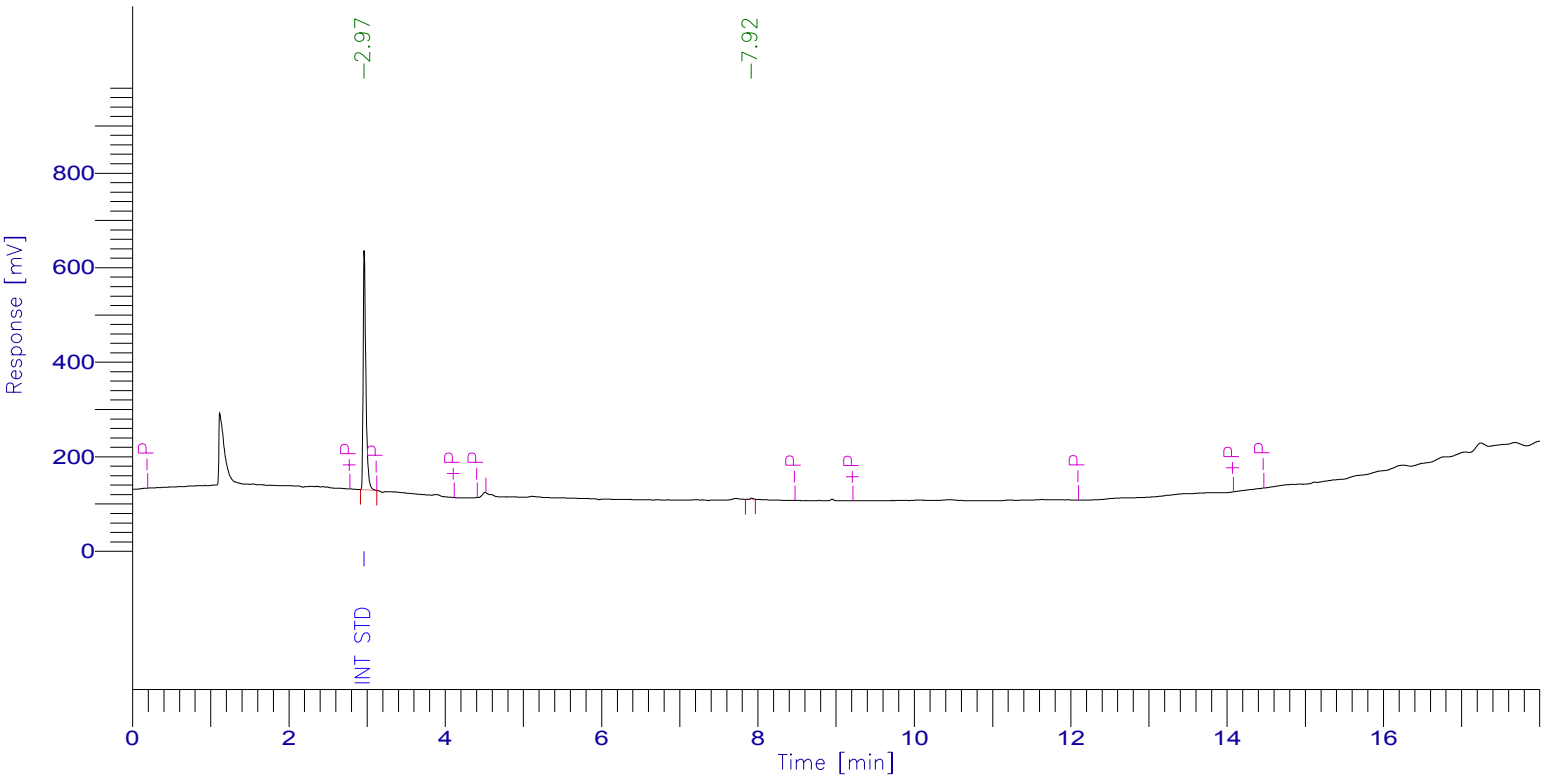

PCB Report

Time [min]	Component Name	Raw Amount	Area [µV·s]	Surrogate SM/WM	Surrogate QC / SL	Spike Rec Soils (%)	Spike Rec Water (%)
2.966	Int Std	100.0000	1230488.32	250.0000	100.0000	40.0000	20.0000
4.268	TCMX SURR	0.0000	0.00	0.0000	0.0000	0.0000	0.0000
4.969	1016-1	0.0000	0.00	0.0000	0.0000	0.0000	0.0000
5.631	1016-2	0.0000	0.00	0.0000	0.0000	0.0000	0.0000
6.484	1016-3	0.0000	0.00	0.0000	0.0000	0.0000	0.0000
6.724	1016-4	0.0000	0.00	0.0000	0.0000	0.0000	0.0000
6.835	1016-5	0.0000	0.00	0.0000	0.0000	0.0000	0.0000
9.654	1260-1	0.0000	0.00	0.0000	0.0000	0.0000	0.0000
10.365	1260-2	0.0000	0.00	0.0000	0.0000	0.0000	0.0000
10.837	1260-3	0.0000	0.00	0.0000	0.0000	0.0000	0.0000
10.918	1260-4	0.0000	0.00	0.0000	0.0000	0.0000	0.0000
11.265	1260-5	0.0000	0.00	0.0000	0.0000	0.0000	0.0000
14.192	DCBP SURR	0.0000	0.00	0.0000	0.0000	0.0000	0.0000
		100.0000	1230488.32				

7D
PCB CALIBRATION VERIFICATION SUMMARY
Primary

Lab Name: Phoenix Environmental Client: NETC

Lab Code: Phoenix Case No.: SAS No.: SDG No.: GBY06958

GC Col A: RTX-440 ID: 0.53 (mm) Init. Calib. Date(s): 04/06/17 04/06/17

EPA Sample No.(PIBLK): Date Analyzed:

LAB Sample ID (PIBLK): Time Analyzed:

EPA Sample No.(PEM): mix 600;11s Date Analyzed: 04/25/17

LAB Sample ID (PEM): mix 600;11s - 425A006 Time Analyzed: 10:12

Instrument: ECD6 File: 425A006

COMPOUND	RT	RT WINDOW FROM	RT WINDOW TO	RAW AMOUNT ppb	NOM AMOUNT ppb	% D		CF
Aroclor 1016-1	5.84	5.77	5.87	582	600	3		0.030
Aroclor 1016-2	6.60	6.53	6.63	435	600	28	*	0.034
Aroclor 1016-3	6.98	6.91	7.01	677	600	13		0.038
Aroclor 1016-4	7.94	7.87	7.97	607	600	1		0.041
Aroclor 1016-5	8.61	8.54	8.64	607	600	1		0.033
Aroclor 1260-1	10.99	10.91	11.05	555	600	8		0.065
Aroclor 1260-2	11.78	11.69	11.83	571	600	5		0.048
Aroclor 1260-3	12.06	11.98	12.12	564	600	6		0.110
Aroclor 1260-4	12.27	12.19	12.33	593	600	1		0.075
Aroclor 1260-5	12.38	12.30	12.44	597	600	1		0.043

QC LIMITS:
%D must be less than or equal to 20% (*) Criteria exceeded. CF=Calibration/Response Factor

FORM VII PCB

7D
PCB CALIBRATION VERIFICATION SUMMARY
Confirmation

Lab Name: Phoenix Environmental Client: NETC

Lab Code: Phoenix Case No.: SAS No.: SDG No.: GBY06958

GC Col B: CLP ID: 0.32 (mm) Init. Calib. Date(s): 04/06/17 04/06/17

EPA Sample No.(PIBLK): Date Analyzed:

LAB Sample ID (PIBLK): Time Analyzed:

EPA Sample No.(PEM): mix 600;11s Date Analyzed: 04/25/17

LAB Sample ID (PEM): mix 600;11s - 425B006 Time Analyzed: 10:12

Instrument: ECD6 File: 425B006

COMPOUND	RT	RT WINDOW FROM	RT WINDOW TO	RAW AMOUNT ppb	NOM AMOUNT ppb	% D		CF
Aroclor 1016-1	4.95	4.92	5.02	629	600	5		0.035
Aroclor 1016-2	5.61	5.58	5.68	529	600	12		0.062
Aroclor 1016-3	6.46	6.43	6.53	569	600	5		0.131
Aroclor 1016-4	6.70	6.67	6.77	594	600	1		0.060
Aroclor 1016-5	6.81	6.78	6.88	620	600	3		0.039
Aroclor 1260-1	9.62	9.58	9.72	564	600	6		0.073
Aroclor 1260-2	10.33	10.29	10.43	630	600	5		0.044
Aroclor 1260-3	10.80	10.77	10.91	644	600	7		0.069
Aroclor 1260-4	10.88	10.85	10.99	615	600	3		0.040
Aroclor 1260-5	11.22	11.19	11.33	598	600	0		0.067

QC LIMITS:
%D must be less than or equal to 20% (*) Criteria exceeded. CF=Calibration/Response Factor

FORM VII PCB

Client Id: Continuing Calibration

Software Version: 4.1<1L22>
Date: 4/25/2017 11:10 AM
Sample Name : mix 600;11s
Data File : E:\TC2017\ECD6\04-APR\425A006.RAW Date: 4/25/2017 10:12 AM
Sequence File: E:\TC2017\ECD6\04-APR\PCB_SEQ.SEQ Cycle: 312 Channel : A
Instrument : AUTO_ECD6 Rack/Vial: 0/2 Operator:
Sample Amount : 1.0000 Dilution Factor : 1.00

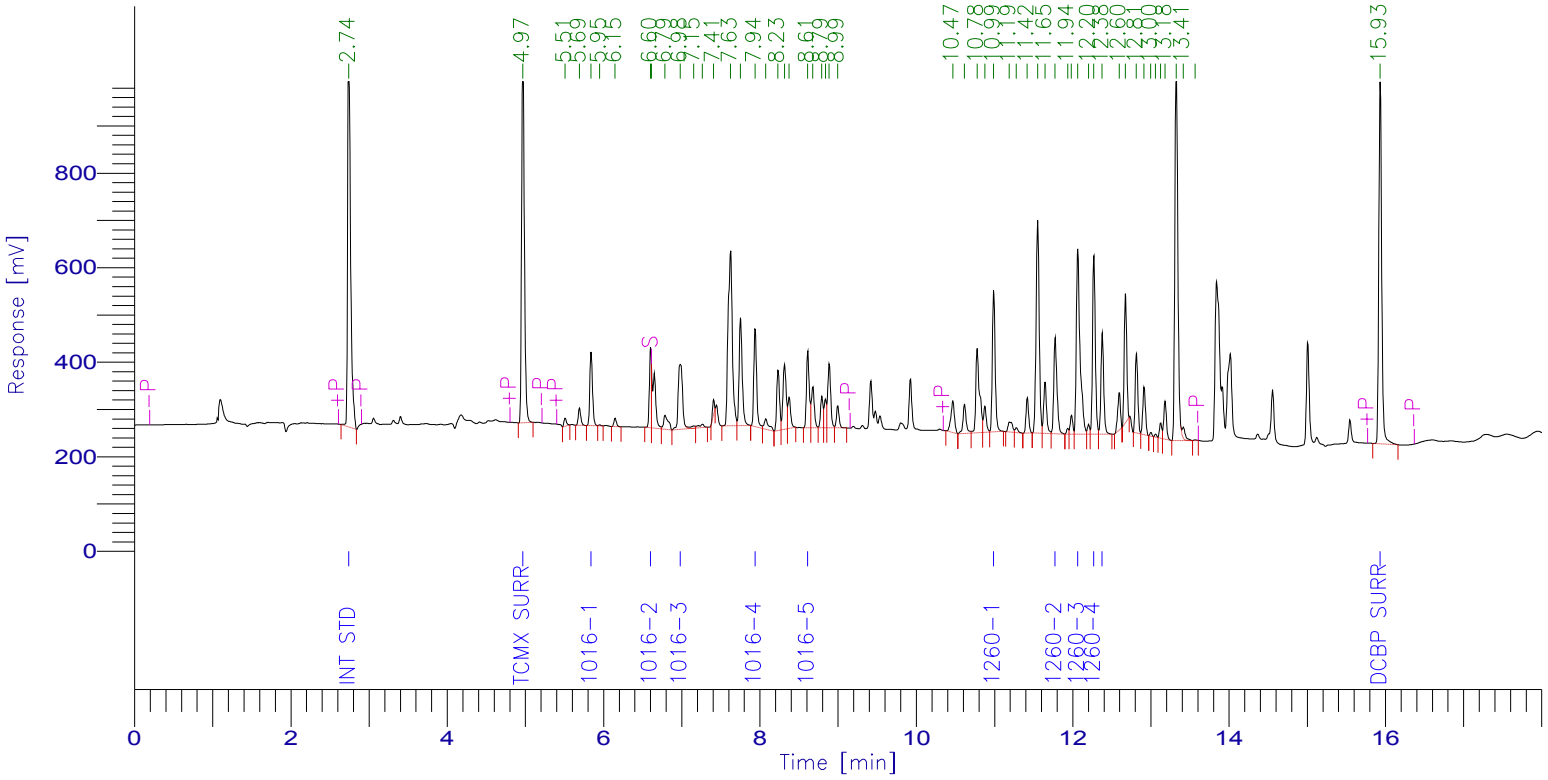

PCB Report

Time [min]	Component Name	Raw Amount	Area [µV·s]	Surrogate SM/WM	Surrogate QC / SL	Spike Rec Soils (%)	Spike Rec Water (%)
2.744	Int Std	100.0000	2085371.80	250.0000	100.0000	40.0000	20.0000
4.968	TCMX SURR	76.4686	1925667.46	191.1714	76.4686	30.5874	15.2937
5.841	1016-1	581.8705	369899.32	1454.6764	581.8705	232.7482	116.3741
6.603	1016-2	434.7379	305732.27	1086.8448	434.7379	173.8952	86.9476
6.982	1016-3	677.4741	531281.73	1693.6852	677.4741	270.9896	135.4948
7.938	1016-4	606.6940	517448.32	1516.7351	606.6940	242.6776	121.3388
8.611	1016-5	606.7125	414875.58	1516.7812	606.7125	242.6850	121.3425
10.988	1260-1	554.8410	753185.93	1387.1024	554.8410	221.9364	110.9682
11.775	1260-2	570.9797	575613.63	1427.4491	570.9797	228.3919	114.1959
12.063	1260-3	564.4804	1294720.71	1411.2011	564.4804	225.7922	112.8961
12.270	1260-4	593.0299	927961.48	1482.5748	593.0299	237.2120	118.6060
12.377	1260-5	596.9240	530959.11	1492.3099	596.9240	238.7696	119.3848
15.931	DCBP SURR	62.4518	1991140.74	156.1294	62.4518	24.9807	12.4904
		6026.6644	12223858.07				

Client Id: Continuing Calibration

Software Version: 4.1<1L22>
Date: 4/25/2017 11:10 AM
Sample Name : mix 600;11s
Data File : E:\TC2017\ECD6\04-APR\425B006.RAW Date: 4/25/2017 10:12 AM
Sequence File: E:\TC2017\ECD6\04-APR\PCB_SEQ.SEQ Cycle: 312 Channel : B
Instrument : AUTO_ECD6 Rack/Vial: 0/2 Operator:
Sample Amount : 1.0000 Dilution Factor : 1.00

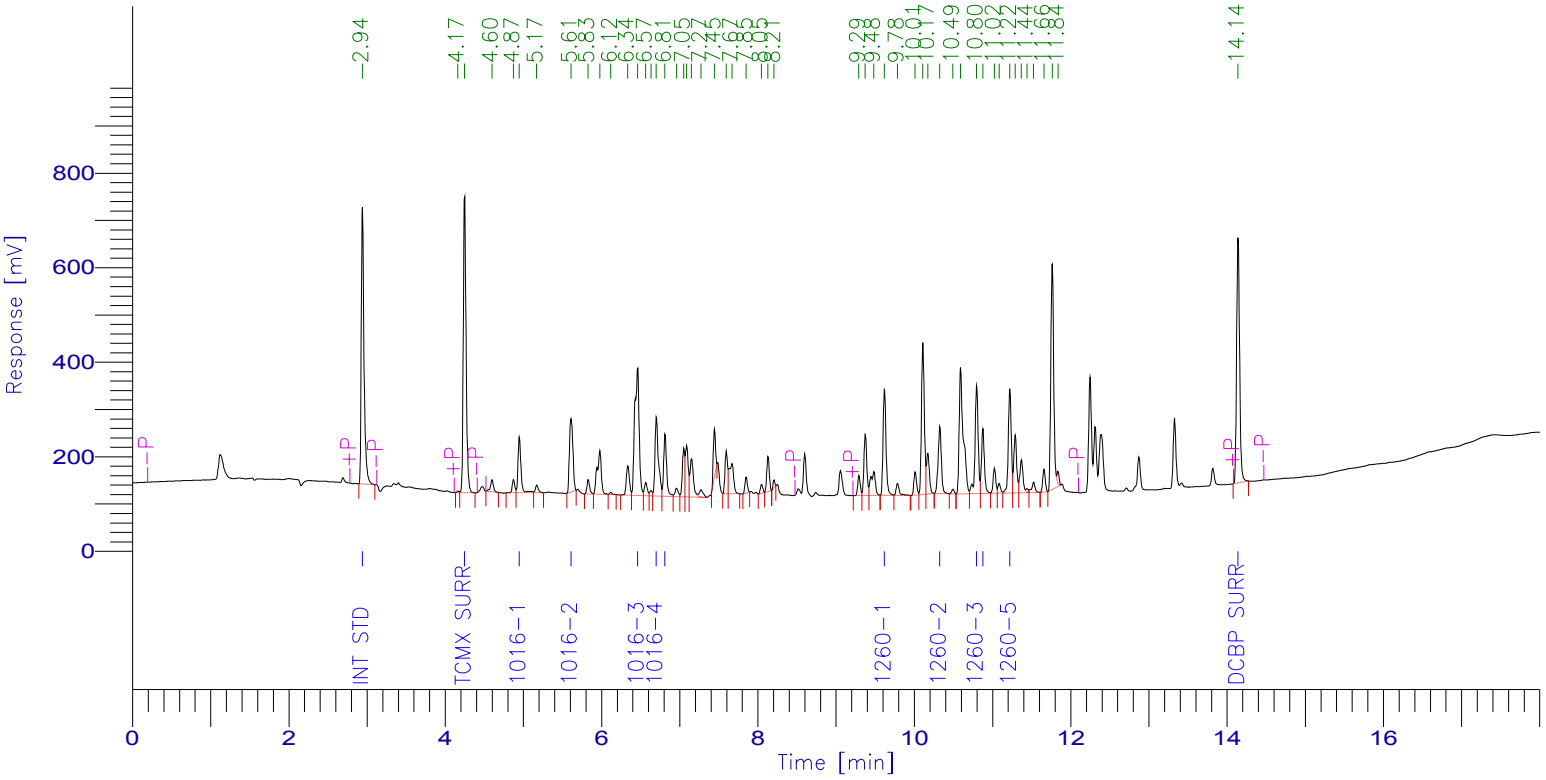

PCB Report

Time [min]	Component Name	Raw Amount	Area [µV·s]	Surrogate SM/WM	Surrogate QC / SL	Spike Rec Soils (%)	Spike Rec Water (%)
2.942	Int Std	100.0000	1428459.31	250.0000	100.0000	40.0000	20.0000
4.248	TCMX SURR	78.7008	1545807.63	196.7519	78.7008	31.4803	15.7402
4.949	1016-1	628.6696	310957.87	1571.6740	628.6696	251.4678	125.7339
5.610	1016-2	529.0671	471641.54	1322.6677	529.0671	211.6268	105.8134
6.462	1016-3	568.8739	1064277.49	1422.1847	568.8739	227.5496	113.7748
6.701	1016-4	593.6398	507175.85	1484.0995	593.6398	237.4559	118.7280
6.812	1016-5	619.7856	341486.17	1549.4641	619.7856	247.9143	123.9571
9.617	1260-1	563.9973	585070.17	1409.9931	563.9973	225.5989	112.7995
10.326	1260-2	630.2969	396926.28	1575.7422	630.2969	252.1187	126.0594
10.796	1260-3	644.3093	634808.79	1610.7731	644.3093	257.7237	128.8619
10.876	1260-4	614.6867	349857.70	1536.7168	614.6867	245.8747	122.9373
11.220	1260-5	598.3151	574416.36	1495.7877	598.3151	239.3260	119.6630
14.139	DCBP SURR	70.5258	1369001.03	176.3146	70.5258	28.2103	14.1052
		6240.8678	9579886.18				

7D
PCB CALIBRATION VERIFICATION SUMMARY
Primary

Lab Name: Phoenix Environmental Client: NETC

Lab Code: Phoenix Case No.: SAS No.: SDG No.: GBY06958

GC Col A: RTX-440 ID: 0.53 (mm) Init. Calib. Date(s): 04/06/17 04/06/17

EPA Sample No.(PIBLK): hex Date Analyzed: 04/25/17

LAB Sample ID (PIBLK): hex - 425A010 Time Analyzed: 13:28

EPA Sample No.(PEM): Date Analyzed:

LAB Sample ID (PEM): Time Analyzed:

Instrument: ECD6 File: 425A010

COMPOUND	RT	RT WINDOW FROM	RT WINDOW TO	CALC AMOUNT ppb	NOM AMOUNT ppb	% D		CF
Aroclor 1016-1		5.77	5.87	33U				
Aroclor 1016-2		6.53	6.63	33U				
Aroclor 1016-3		6.91	7.01	33U				
Aroclor 1016-4		7.87	7.97	33U				
Aroclor 1016-5		8.54	8.64	33U				
Aroclor 1260-1		10.91	11.05	33U				
Aroclor 1260-2		11.69	11.83	33U				
Aroclor 1260-3		11.98	12.12	33U				
Aroclor 1260-4		12.19	12.33	33U				
Aroclor 1260-5		12.30	12.44	33U				

QC LIMITS:
%D must be less than or equal to 20% (*) Criteria exceeded. CF=Calibration/Response Factor
Both channels need to have the compound detected for a concentration to be reported on either channel.

FORM VII PCB

7D
PCB CALIBRATION VERIFICATION SUMMARY
Confirmation

Lab Name: Phoenix Environmental Client: NETC

Lab Code: Phoenix Case No.: SAS No.: SDG No.: GBY06958

GC Col B: CLP ID: 0.32 (mm) Init. Calib. Date(s): 04/06/17 04/06/17

EPA Sample No.(PIBLK): hex Date Analyzed: 04/25/17

LAB Sample ID (PIBLK): hex - 425B010 Time Analyzed: 13:28

EPA Sample No.(PEM): Date Analyzed:

LAB Sample ID (PEM): Time Analyzed:

Instrument: ECD6 File: 425B010

COMPOUND	RT	RT WINDOW FROM	RT WINDOW TO	CALC AMOUNT ppb	NOM AMOUNT ppb	% D		CF
Aroclor 1016-1		4.92	5.02	33U				
Aroclor 1016-2		5.58	5.68	33U				
Aroclor 1016-3		6.43	6.53	33U				
Aroclor 1016-4		6.67	6.77	33U				
Aroclor 1016-5		6.78	6.88	33U				
Aroclor 1260-1		9.58	9.72	33U				
Aroclor 1260-2		10.29	10.43	33U				
Aroclor 1260-3		10.77	10.91	33U				
Aroclor 1260-4		10.85	10.99	33U				
Aroclor 1260-5		11.19	11.33	33U				

QC LIMITS:
%D must be less than or equal to 20% (*) Criteria exceeded. CF=Calibration/Response Factor
Both channels need to have the compound detected for a concentration to be reported on either channel.

FORM VII PCB

Client Id: Continuing Blank

Software Version: 4.1<1L22>
Date: 4/26/2017 08:54 AM
Sample Name : hex
Data File : E:\TC2017\ECD6\04-APR\425A010.RAW Date: 4/25/2017 01:28 PM
Sequence File: E:\TC2017\ECD6\04-APR\PCB_SEQ.SEQ Cycle: 316 Channel : A
Instrument : AUTO_ECD6 Rack/Vial: 0/1 Operator:
Sample Amount : 1.0000 Dilution Factor : 1.00

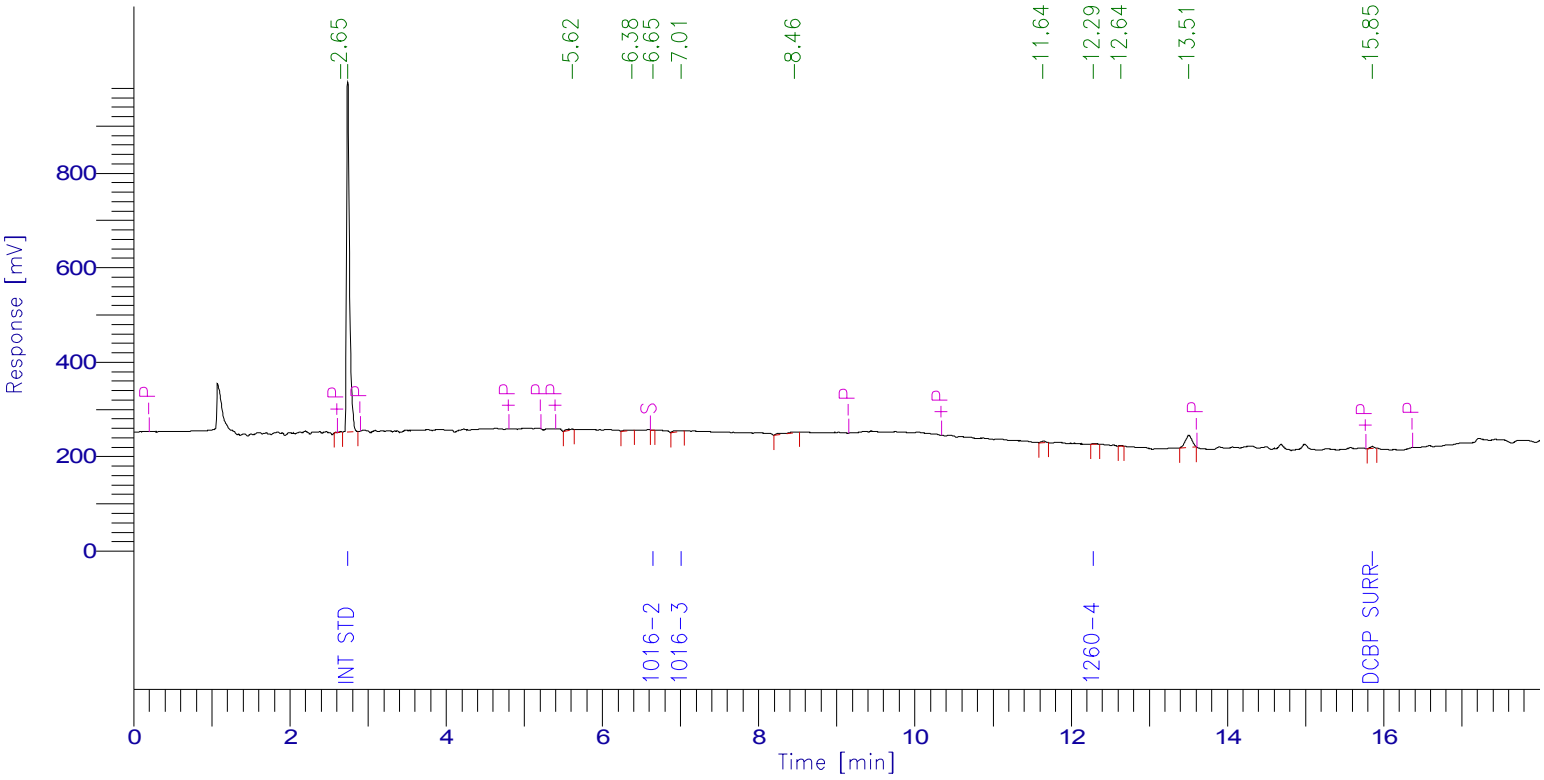

PCB Report

Time [min]	Component Name	Raw Amount	Area [µV·s]	Surrogate SM/WM	Surrogate QC / SL	Spike Rec Soils (%)	Spike Rec Water (%)
2.742	Int Std	100.0000	1940857.18	250.0000	100.0000	40.0000	20.0000
4.960	TCMX SURR	0.0000	0.00	0.0000	0.0000	0.0000	0.0000
5.832	1016-1	0.0000	0.00	0.0000	0.0000	0.0000	0.0000
6.647	1016-2	1.2776	836.24	3.1941	1.2776	0.5111	0.2555
7.005	1016-3	24.4147	17819.46	61.0369	24.4147	9.7659	4.8829
7.929	1016-4	0.0000	0.00	0.0000	0.0000	0.0000	0.0000
8.603	1016-5	0.0000	0.00	0.0000	0.0000	0.0000	0.0000
10.989	1260-1	0.0000	0.00	0.0000	0.0000	0.0000	0.0000
11.777	1260-2	0.0000	0.00	0.0000	0.0000	0.0000	0.0000
12.067	1260-3	0.0000	0.00	0.0000	0.0000	0.0000	0.0000
12.286	1260-4	4.6598	6786.30	11.6496	4.6598	1.8639	0.9320
12.382	1260-5	0.0000	0.00	0.0000	0.0000	0.0000	0.0000
15.854	DCBP SURR	0.4381	12998.51	1.0951	0.4381	0.1752	0.0876
		130.7903	1979297.69				

Client Id: Continuing Blank

Software Version: 4.1<1L22>
Date: 4/26/2017 08:56 AM
Sample Name : hex
Data File : E:\TC2017\ECD6\04-APR\425B010.RAW Date: 4/25/2017 01:28 PM
Sequence File: E:\TC2017\ECD6\04-APR\PCB_SEQ.SEQ Cycle: 316 Channel : B
Instrument : AUTO_ECD6 Rack/Vial: 0/1 Operator:
Sample Amount : 1.0000 Dilution Factor : 1.00

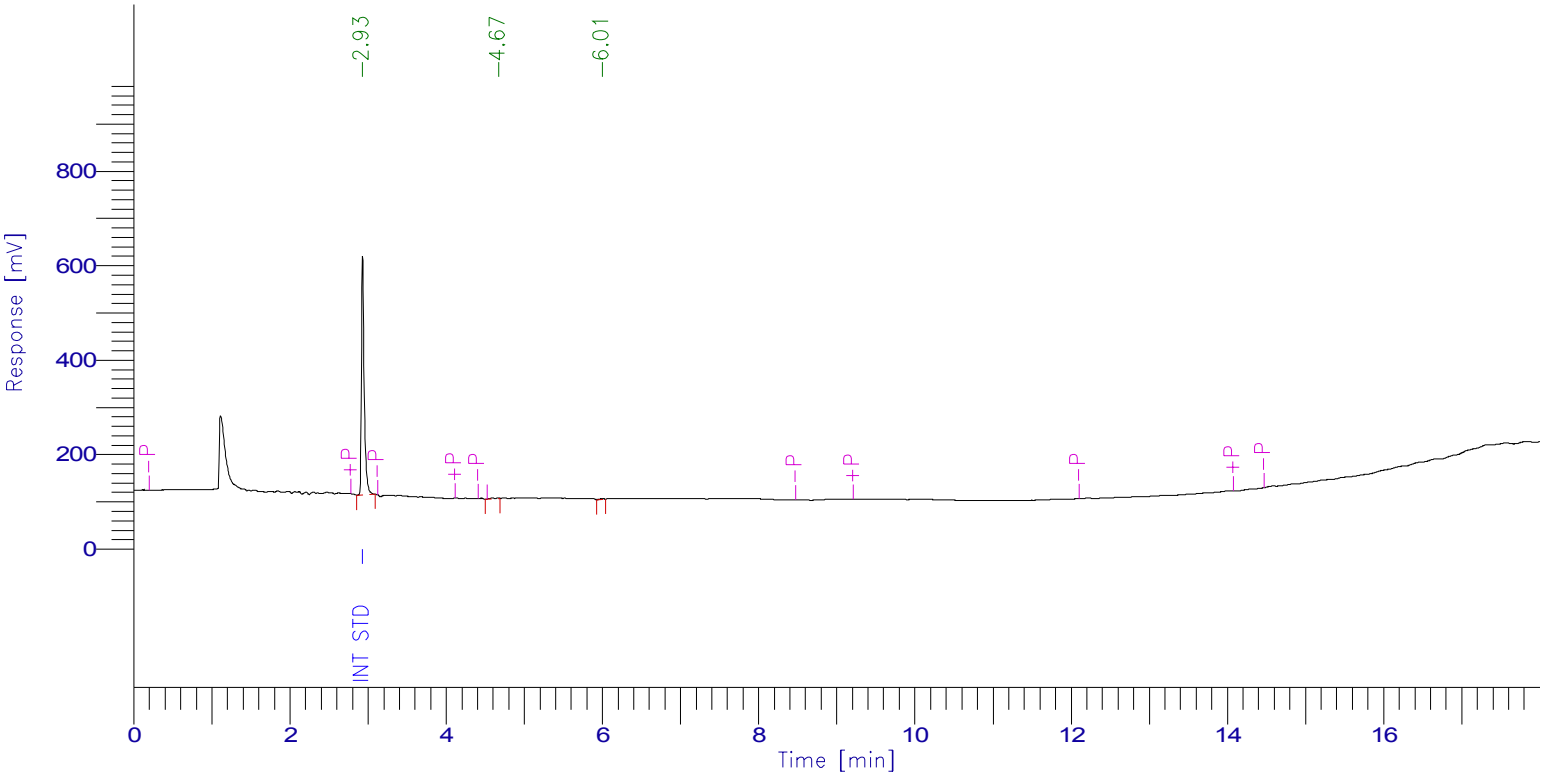

PCB Report

Time [min]	Component Name	Raw Amount	Area [µV·s]	Surrogate SM/WM	Surrogate QC / SL	Spike Rec Soils (%)	Spike Rec Water (%)
2.930	Int Std	100.0000	1276609.21	250.0000	100.0000	40.0000	20.0000
4.268	TCMX SURR	0.0000	0.00	0.0000	0.0000	0.0000	0.0000
4.969	1016-1	0.0000	0.00	0.0000	0.0000	0.0000	0.0000
5.631	1016-2	0.0000	0.00	0.0000	0.0000	0.0000	0.0000
6.484	1016-3	0.0000	0.00	0.0000	0.0000	0.0000	0.0000
6.724	1016-4	0.0000	0.00	0.0000	0.0000	0.0000	0.0000
6.835	1016-5	0.0000	0.00	0.0000	0.0000	0.0000	0.0000
9.654	1260-1	0.0000	0.00	0.0000	0.0000	0.0000	0.0000
10.365	1260-2	0.0000	0.00	0.0000	0.0000	0.0000	0.0000
10.837	1260-3	0.0000	0.00	0.0000	0.0000	0.0000	0.0000
10.918	1260-4	0.0000	0.00	0.0000	0.0000	0.0000	0.0000
11.265	1260-5	0.0000	0.00	0.0000	0.0000	0.0000	0.0000
14.192	DCBP SURR	0.0000	0.00	0.0000	0.0000	0.0000	0.0000
		100.0000	1276609.21				

7D
PCB CALIBRATION VERIFICATION SUMMARY
Primary

Lab Name: Phoenix Environmental Client: NETC

Lab Code: Phoenix Case No.: SAS No.: SDG No.: GBY06958

GC Col A: RTX-440 ID: 0.53 (mm) Init. Calib. Date(s): 04/06/17 04/06/17

EPA Sample No.(PIBLK): Date Analyzed:

LAB Sample ID (PIBLK): Time Analyzed:

EPA Sample No.(PEM): mix 600;11t Date Analyzed: 04/25/17

LAB Sample ID (PEM): mix 600;11t - 425A011 Time Analyzed: 13:50

Instrument: ECD6 File: 425A011

COMPOUND	RT	RT WINDOW FROM	RT WINDOW TO	RAW AMOUNT ppb	NOM AMOUNT ppb	% D		CF
Aroclor 1016-1	5.84	5.77	5.87	606	600	1		0.030
Aroclor 1016-2	6.60	6.53	6.63	507	600	16		0.034
Aroclor 1016-3	6.97	6.91	7.01	650	600	8		0.038
Aroclor 1016-4	7.93	7.87	7.97	598	600	0		0.041
Aroclor 1016-5	8.60	8.54	8.64	619	600	3		0.033
Aroclor 1260-1	10.99	10.91	11.05	574	600	4		0.065
Aroclor 1260-2	11.77	11.69	11.83	606	600	1		0.048
Aroclor 1260-3	12.06	11.98	12.12	578	600	4		0.110
Aroclor 1260-4	12.27	12.19	12.33	567	600	6		0.075
Aroclor 1260-5	12.37	12.30	12.44	565	600	6		0.043

QC LIMITS:
%D must be less than or equal to 20% (*) Criteria exceeded. CF=Calibration/Response Factor

FORM VII PCB

7D
PCB CALIBRATION VERIFICATION SUMMARY
Confirmation

Lab Name: Phoenix Environmental Client: NETC

Lab Code: Phoenix Case No.: SAS No.: SDG No.: GBY06958

GC Col B: CLP ID: 0.32 (mm) Init. Calib. Date(s): 04/06/17 04/06/17

EPA Sample No.(PIBLK): Date Analyzed:

LAB Sample ID (PIBLK): Time Analyzed:

EPA Sample No.(PEM): mix 600;11t Date Analyzed: 04/25/17

LAB Sample ID (PEM): mix 600;11t - 425B011 Time Analyzed: 13:50

Instrument: ECD6 File: 425B011

COMPOUND	RT	RT WINDOW FROM	RT WINDOW TO	RAW AMOUNT ppb	NOM AMOUNT ppb	% D		CF
Aroclor 1016-1	4.94	4.92	5.02	581	600	3		0.035
Aroclor 1016-2	5.60	5.58	5.68	536	600	11		0.062
Aroclor 1016-3	6.45	6.43	6.53	573	600	5		0.131
Aroclor 1016-4	6.69	6.67	6.77	606	600	1		0.060
Aroclor 1016-5	6.80	6.78	6.88	625	600	4		0.039
Aroclor 1260-1	9.61	9.58	9.72	575	600	4		0.073
Aroclor 1260-2	10.32	10.29	10.43	687	600	15		0.044
Aroclor 1260-3	10.79	10.77	10.91	576	600	4		0.069
Aroclor 1260-4	10.87	10.85	10.99	623	600	4		0.040
Aroclor 1260-5	11.21	11.19	11.33	612	600	2		0.067

QC LIMITS:
%D must be less than or equal to 20% (*) Criteria exceeded. CF=Calibration/Response Factor

FORM VII PCB

Client Id: Continuing Calibration

Software Version: 4.1<1L22>
Date: 4/26/2017 08:55 AM
Sample Name : mix 600;11t
Data File : E:\TC2017\ECD6\04-APR\425A011.RAW Date: 4/25/2017 01:50 PM
Sequence File: E:\TC2017\ECD6\04-APR\PCB_SEQ.SEQ Cycle: 317 Channel : A
Instrument : AUTO_ECD6 Rack/Vial: 0/8 Operator:
Sample Amount : 1.0000 Dilution Factor : 1.00

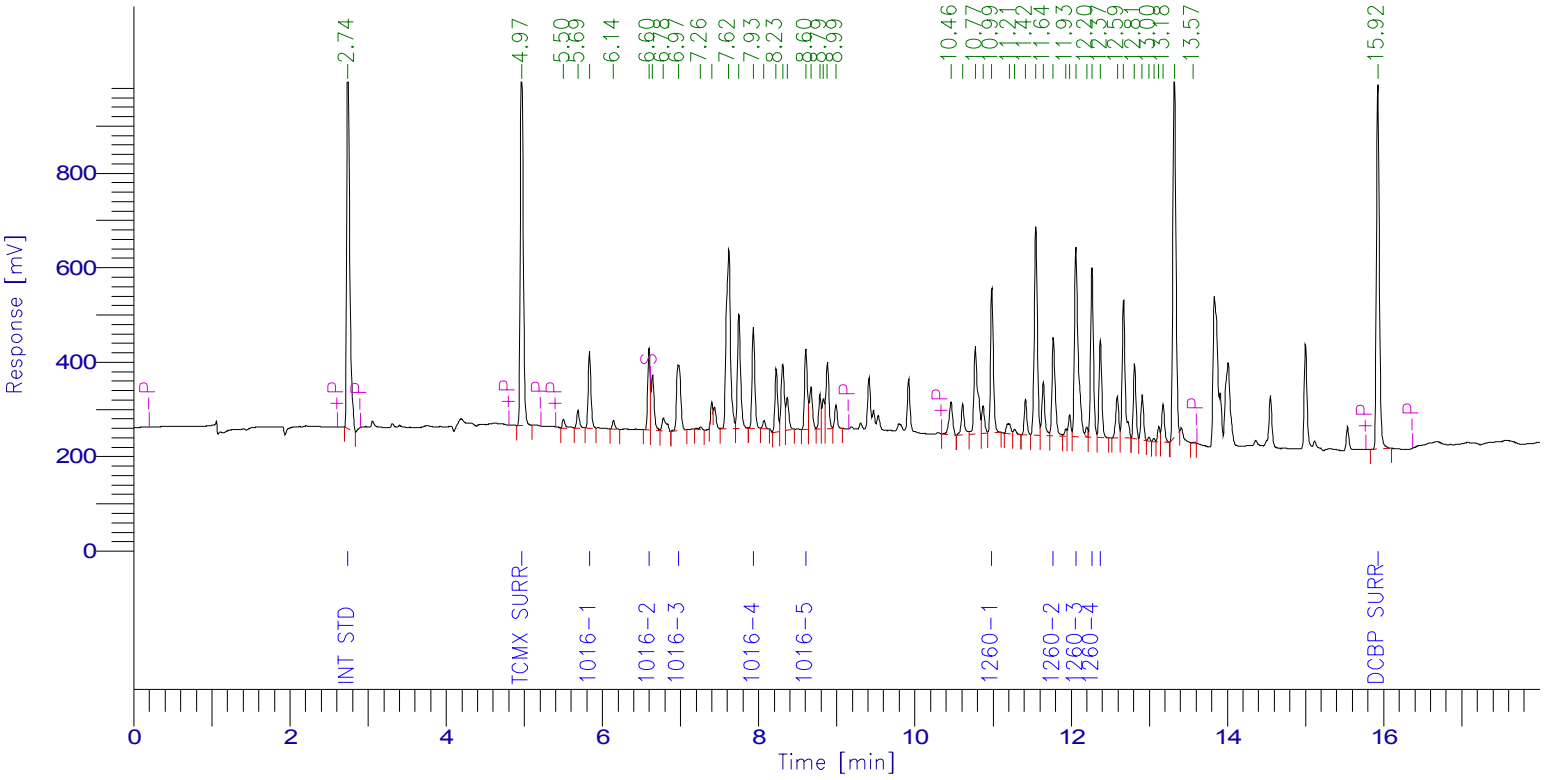

PCB Report

Time [min]	Component Name	Raw Amount	Area [µV·s]	Surrogate SM/WM	Surrogate QC / SL	Spike Rec Soils (%)	Spike Rec Water (%)
2.744	Int Std	100.0000	2092472.89	250.0000	100.0000	40.0000	20.0000
4.968	TCMX SURR	78.6401	1987095.71	196.6003	78.6401	31.4560	15.7280
5.835	1016-1	605.8691	386466.90	1514.6727	605.8691	242.3476	121.1738
6.596	1016-2	507.4316	358069.71	1268.5790	507.4316	202.9726	101.4863
6.973	1016-3	650.0287	511494.67	1625.0719	650.0287	260.0115	130.0057
7.932	1016-4	598.2289	511965.84	1495.5722	598.2289	239.2916	119.6458
8.604	1016-5	618.7077	424518.64	1546.7691	618.7077	247.4831	123.7415
10.985	1260-1	574.1099	781996.89	1435.2747	574.1099	229.6439	114.8220
11.771	1260-2	606.1246	613124.58	1515.3116	606.1246	242.4499	121.2249
12.059	1260-3	577.8999	1330013.93	1444.7498	577.8999	231.1600	115.5800
12.266	1260-4	566.5519	889547.92	1416.3797	566.5519	226.6207	113.3104
12.374	1260-5	564.7144	504019.45	1411.7861	564.7144	225.8858	112.9429
15.924	DCBP SURR	62.5094	1999765.25	156.2735	62.5094	25.0038	12.5019
		6110.8162	12390552.36				

Client Id: Continuing Calibration

Software Version: 4.1<1L22>
Date: 4/26/2017 08:56 AM
Sample Name : mix 600;11t
Data File : E:\TC2017\ECD6\04-APR\425B011.RAW Date: 4/25/2017 01:50 PM
Sequence File: E:\TC2017\ECD6\04-APR\PCB_SEQ.SEQ Cycle: 317 Channel : B
Instrument : AUTO_ECD6 Rack/Vial: 0/8 Operator:
Sample Amount : 1.0000 Dilution Factor : 1.00

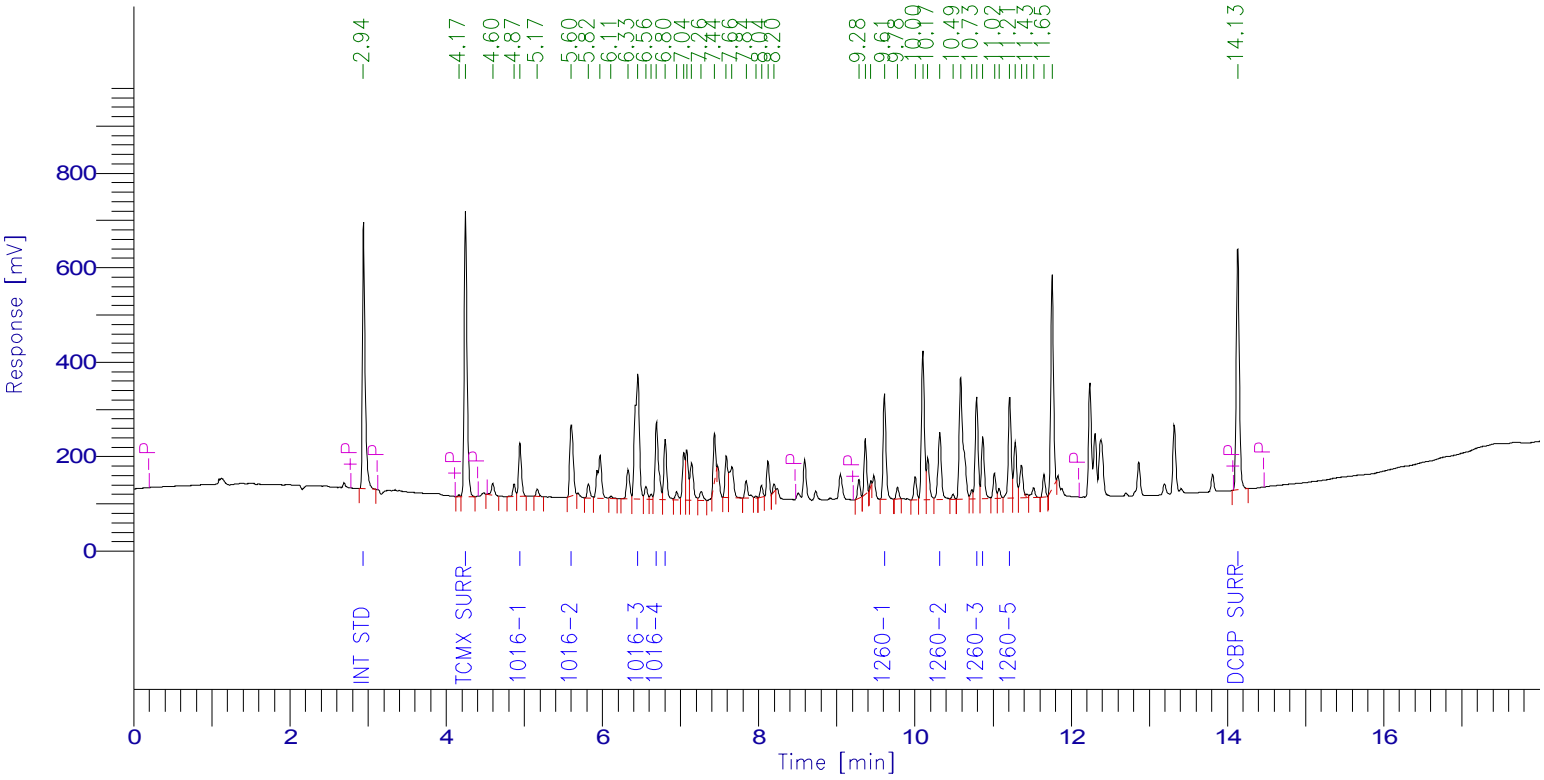

PCB Report

Time [min]	Component Name	Raw Amount	Area [µV·s]	Surrogate SM/WM	Surrogate QC / SL	Spike Rec Soils (%)	Spike Rec Water (%)
2.943	Int Std	100.0000	1382812.37	250.0000	100.0000	40.0000	20.0000
4.248	TCMX SURR	78.9532	1501211.31	197.3831	78.9532	31.5813	15.7906
4.944	1016-1	580.7429	278072.74	1451.8574	580.7429	232.2972	116.1486
5.602	1016-2	535.8981	462465.01	1339.7452	535.8981	214.3592	107.1796
6.453	1016-3	573.1973	1038098.11	1432.9933	573.1973	229.2789	114.6395
6.692	1016-4	606.4900	501596.62	1516.2250	606.4900	242.5960	121.2980
6.803	1016-5	625.4718	333606.68	1563.6796	625.4718	250.1887	125.0944
9.610	1260-1	574.8126	577234.99	1437.0316	574.8126	229.9251	114.9625
10.318	1260-2	686.7713	418670.38	1716.9283	686.7713	274.7085	137.3543
10.790	1260-3	576.0392	549409.26	1440.0980	576.0392	230.4157	115.2078
10.869	1260-4	623.1697	343351.80	1557.9243	623.1697	249.2679	124.6339
11.213	1260-5	612.2878	569046.61	1530.7195	612.2878	244.9151	122.4576
14.131	DCBP SURR	73.1304	1374196.10	182.8259	73.1304	29.2521	14.6261
		6246.9644	9329771.99				

7D
PCB CALIBRATION VERIFICATION SUMMARY
Primary

Lab Name: Phoenix Environmental Client: NETC

Lab Code: Phoenix Case No.: SAS No.: SDG No.: GBY06958

GC Col A: RTX-440 ID: 0.53 (mm) Init. Calib. Date(s): 03/15/17 03/15/17

EPA Sample No.(PIBLK): HEX Date Analyzed: 04/26/17

LAB Sample ID (PIBLK): HEX - 425A041 Time Analyzed: 2:24

EPA Sample No.(PEM): Date Analyzed:

LAB Sample ID (PEM): Time Analyzed:

Instrument: ECD1 File: 425A041

COMPOUND	RT	RT WINDOW FROM	RT WINDOW TO	CALC AMOUNT ppb	NOM AMOUNT ppb	% D		CF
Aroclor 1016-1		5.87	5.97	33U				
Aroclor 1016-2		7.01	7.11	33U				
Aroclor 1016-3		7.66	7.76	33U				
Aroclor 1016-4		7.97	8.07	33U				
Aroclor 1016-5		8.65	8.75	33U				
Aroclor 1260-1		11.02	11.16	33U				
Aroclor 1260-2		12.11	12.25	33U				
Aroclor 1260-3		12.32	12.46	33U				
Aroclor 1260-4		12.43	12.57	33U				
Aroclor 1260-5		12.73	12.87	33U				

QC LIMITS:
%D must be less than or equal to 20% (*) Criteria exceeded. CF=Calibration/Response Factor
Both channels need to have the compound detected for a concentration to be reported on either channel.

FORM VII PCB

7D
PCB CALIBRATION VERIFICATION SUMMARY
Confirmation

Lab Name: Phoenix Environmental Client: NETC

Lab Code: Phoenix Case No.: SAS No.: SDG No.: GBY06958

GC Col B: Rxi-Sil MS ID: 0.32 (mm) Init. Calib. Date(s): 03/15/17 03/15/17

EPA Sample No.(PIBLK): HEX Date Analyzed: 04/26/17

LAB Sample ID (PIBLK): HEX - 425B041 Time Analyzed: 2:24

EPA Sample No.(PEM): Date Analyzed:

LAB Sample ID (PEM): Time Analyzed:

Instrument: ECD1 File: 425B041

COMPOUND	RT	RT WINDOW FROM	RT WINDOW TO	CALC AMOUNT ppb	NOM AMOUNT ppb	% D		CF
Aroclor 1016-1		6.33	6.43	33U				
Aroclor 1016-2		7.15	7.25	33U				
Aroclor 1016-3		8.30	8.40	33U				
Aroclor 1016-4		8.57	8.67	33U				
Aroclor 1016-5		8.72	8.82	33U				
Aroclor 1260-1		11.54	11.68	33U				
Aroclor 1260-2		11.90	12.04	33U				
Aroclor 1260-3		12.71	12.85	33U				
Aroclor 1260-4		12.82	12.96	33U				
Aroclor 1260-5		13.28	13.42	33U				

QC LIMITS:
%D must be less than or equal to 20% (*) Criteria exceeded. CF=Calibration/Response Factor
Both channels need to have the compound detected for a concentration to be reported on either channel.

FORM VII PCB

Client Id: Continuing Blank

Software Version: 4.1<1L22>
Date: 4/26/2017 08:48 AM
Sample Name : HEX
Data File : E:\TC2017\ECD1\04-APR\425A041.RAW Date: 4/26/2017 02:24 AM
Sequence File: E:\TC2017\ECD1\04-APR\PCBSEQ.SEQ Cycle: 658 Channel : A
Instrument : AUTO_ECD1 Rack/Vial: 0/1 Operator:
Sample Amount : 1.0000 Dilution Factor : 1.00

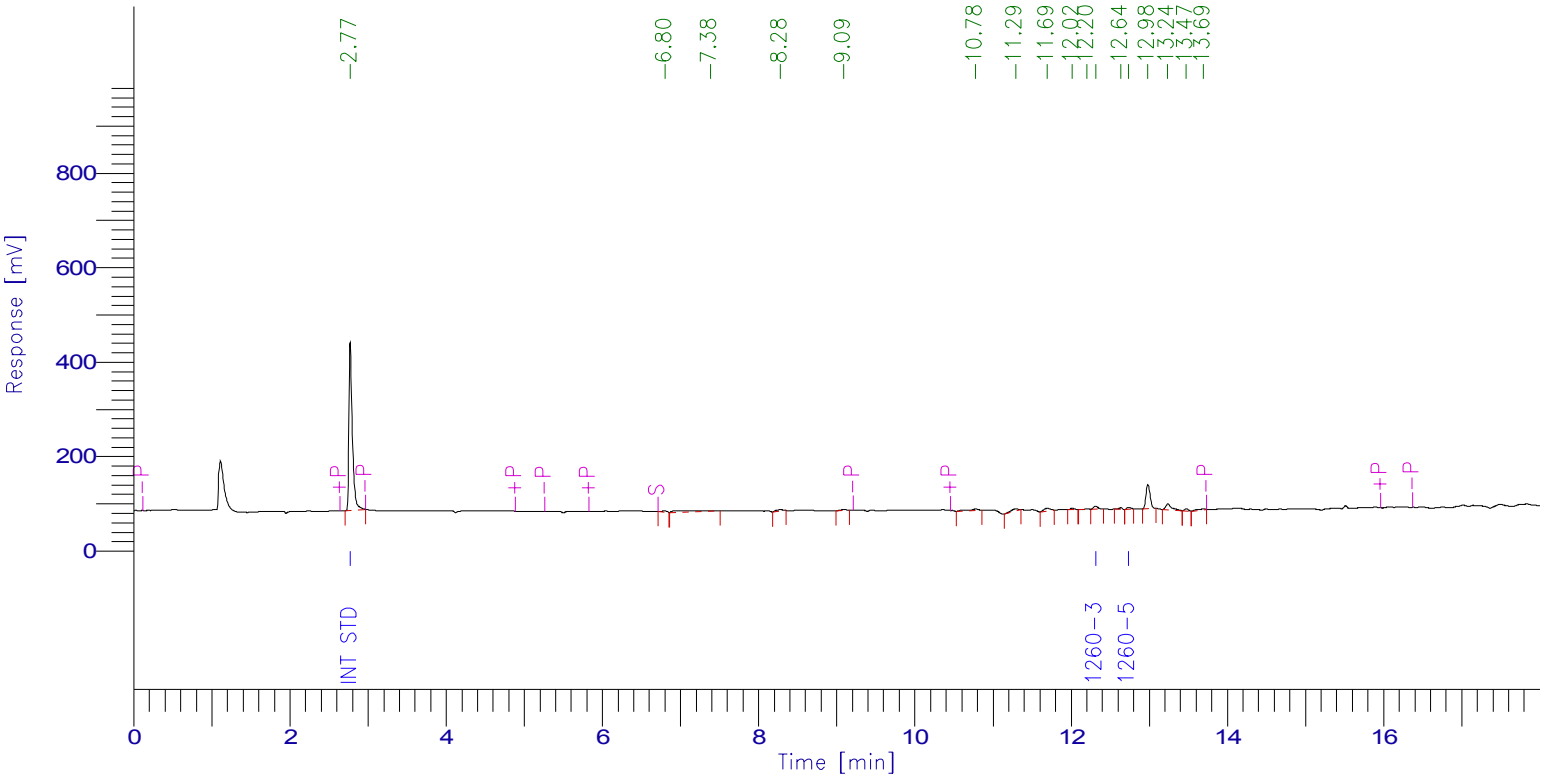

PCB Report

Time [min]	Component Name	Raw Amount	Area [µV·s]	Surrogate SM/WM	Surrogate QC / SL	Spike Rec Soils (%)	Spike Rec Water (%)
2.771	Int Std	100.0000	1073677.84	250.0000	100.0000	40.0000	20.0000
5.006	TCMX SURR	0.0000	0.00	0.0000	0.0000	0.0000	0.0000
5.877	1016-1	0.0000	0.00	0.0000	0.0000	0.0000	0.0000
7.014	1016-2	0.0000	0.00	0.0000	0.0000	0.0000	0.0000
7.656	1016-3	0.0000	0.00	0.0000	0.0000	0.0000	0.0000
7.969	1016-4	0.0000	0.00	0.0000	0.0000	0.0000	0.0000
8.640	1016-5	0.0000	0.00	0.0000	0.0000	0.0000	0.0000
11.037	1260-1	0.0000	0.00	0.0000	0.0000	0.0000	0.0000
12.115	1260-2	0.0000	0.00	0.0000	0.0000	0.0000	0.0000
12.313	1260-3	40.5843	28222.32	101.4609	40.5843	16.2337	8.1169
12.433	1260-4	0.0000	0.00	0.0000	0.0000	0.0000	0.0000
12.729	1260-5	23.2473	15352.10	58.1184	23.2473	9.2989	4.6495
16.020	DCBP SURR	0.0000	0.00	0.0000	0.0000	0.0000	0.0000
		163.8317	1117252.26				

Client Id: Continuing Blank

Software Version: 4.1<1L22>
Date: 4/26/2017 08:51 AM
Sample Name : HEX
Data File : E:\TC2017\ECD1\04-APR\425B041.RAW Date: 4/26/2017 02:24 AM
Sequence File: E:\TC2017\ECD1\04-APR\PCBSEQ.SEQ Cycle: 658 Channel : B
Instrument : AUTO_ECD1 Rack/Vial: 0/1 Operator:
Sample Amount : 1.0000 Dilution Factor : 1.00

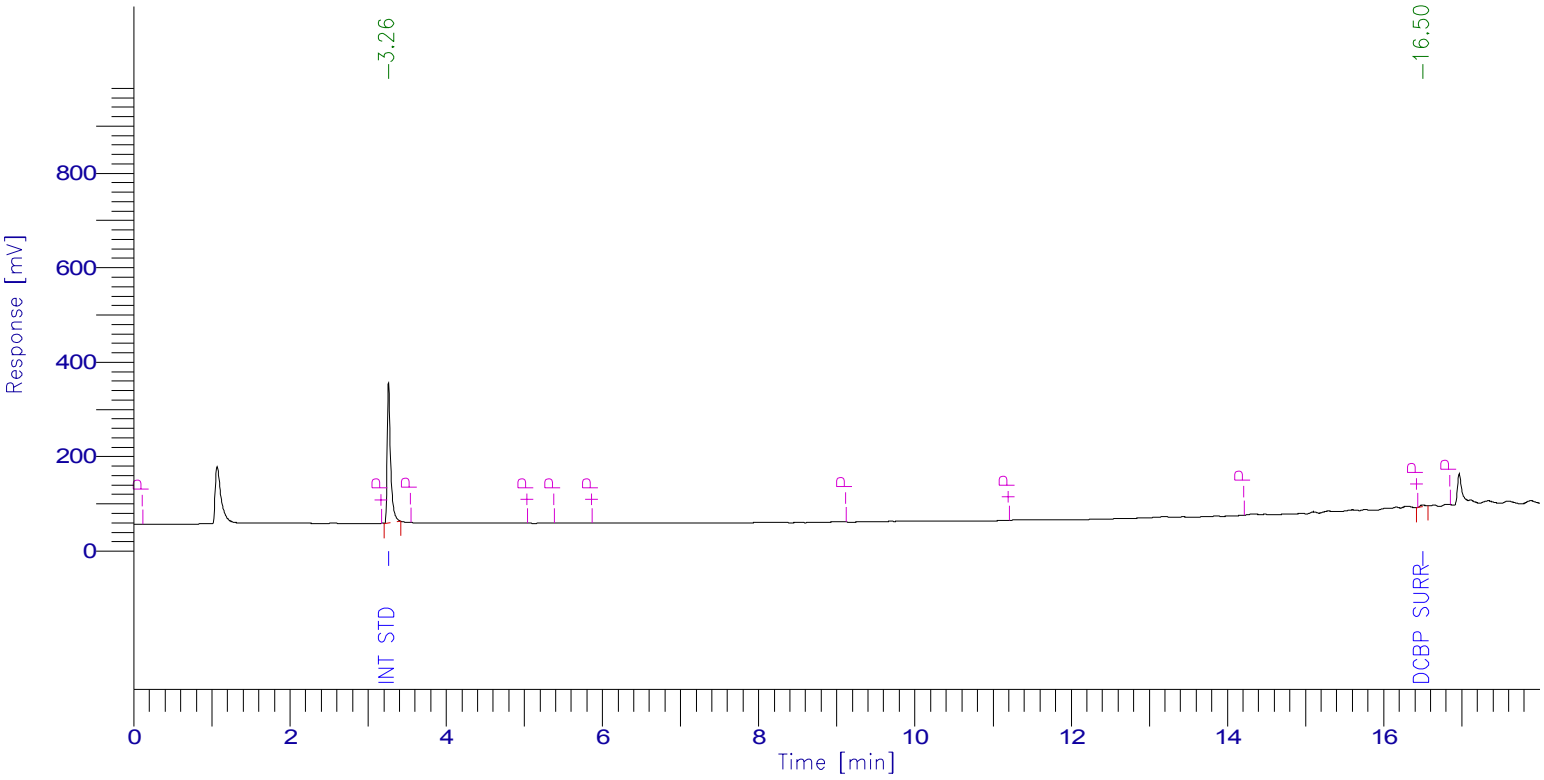

PCB Report

Time [min]	Component Name	Raw Amount	Area [µV·s]	Surrogate SM/WM	Surrogate QC / SL	Spike Rec Soils (%)	Spike Rec Water (%)
3.262	Int Std	100.0000	909651.95	250.0000	100.0000	40.0000	20.0000
5.176	TCMX SURR	0.0000	0.00	0.0000	0.0000	0.0000	0.0000
6.345	1016-1	0.0000	0.00	0.0000	0.0000	0.0000	0.0000
7.165	1016-2	0.0000	0.00	0.0000	0.0000	0.0000	0.0000
8.309	1016-3	0.0000	0.00	0.0000	0.0000	0.0000	0.0000
8.577	1016-4	0.0000	0.00	0.0000	0.0000	0.0000	0.0000
8.724	1016-5	0.0000	0.00	0.0000	0.0000	0.0000	0.0000
11.592	1260-1	0.0000	0.00	0.0000	0.0000	0.0000	0.0000
11.950	1260-2	0.0000	0.00	0.0000	0.0000	0.0000	0.0000
12.761	1260-3	0.0000	0.00	0.0000	0.0000	0.0000	0.0000
12.866	1260-4	0.0000	0.00	0.0000	0.0000	0.0000	0.0000
13.327	1260-5	0.0000	0.00	0.0000	0.0000	0.0000	0.0000
16.501	DCBP SURR	1.7446	17175.73	4.3615	1.7446	0.6978	0.3489
		101.7446	926827.68				

7D
PCB CALIBRATION VERIFICATION SUMMARY
Primary

Lab Name: Phoenix Environmental Client: NETC

Lab Code: Phoenix Case No.: SAS No.: SDG No.: GBY06958

GC Col A: RTX-440 ID: 0.53 (mm) Init. Calib. Date(s): 03/15/17 03/15/17

EPA Sample No.(PIBLK): Date Analyzed:

LAB Sample ID (PIBLK): Time Analyzed:

EPA Sample No.(PEM): MIX 600;12I Date Analyzed: 04/26/17

LAB Sample ID (PEM): MIX 600;12I - 425A042 Time Analyzed: 2:46

Instrument: ECD1 File: 425A042

COMPOUND	RT	RT WINDOW FROM	RT WINDOW TO	RAW AMOUNT ppb	NOM AMOUNT ppb	% D		CF
Aroclor 1016-1	5.89	5.87	5.97	638	600	6		0.037
Aroclor 1016-2	7.04	7.01	7.11	578	600	4		0.052
Aroclor 1016-3	7.68	7.66	7.76	544	600	9		0.150
Aroclor 1016-4	8.00	7.97	8.07	710	600	18		0.045
Aroclor 1016-5	8.67	8.65	8.75	588	600	2		0.042
Aroclor 1260-1	11.06	11.02	11.16	658	600	10		0.076
Aroclor 1260-2	12.16	12.11	12.25	651	600	9		0.109
Aroclor 1260-3	12.36	12.32	12.46	667	600	11		0.065
Aroclor 1260-4	12.47	12.43	12.57	808	600	35	*	0.037
Aroclor 1260-5	12.76	12.73	12.87	721	600	20		0.062

QC LIMITS:
%D must be less than or equal to 20% (*) Criteria exceeded. CF=Calibration/Response Factor

FORM VII PCB

7D
PCB CALIBRATION VERIFICATION SUMMARY
Confirmation

Lab Name: Phoenix Environmental Client: NETC

Lab Code: Phoenix Case No.: SAS No.: SDG No.: GBY06958

GC Col B: Rxi-Sil MS ID: 0.32 (mm) Init. Calib. Date(s): 03/15/17 03/15/17

EPA Sample No.(PIBLK): Date Analyzed:

LAB Sample ID (PIBLK): Time Analyzed:

EPA Sample No.(PEM): MIX 600;12I Date Analyzed: 04/26/17

LAB Sample ID (PEM): MIX 600;12I - 425B042 Time Analyzed: 2:46

Instrument: ECD1 File: 425B042

COMPOUND	RT	RT WINDOW FROM	RT WINDOW TO	RAW AMOUNT ppb	NOM AMOUNT ppb	% D		CF
Aroclor 1016-1	6.34	6.33	6.43	566	600	6		0.039
Aroclor 1016-2	7.16	7.15	7.25	581	600	3		0.079
Aroclor 1016-3	8.32	8.30	8.40	598	600	0		0.063
Aroclor 1016-4	8.59	8.57	8.67	443	600	26	*	0.037
Aroclor 1016-5	8.73	8.72	8.82	650	600	8		0.033
Aroclor 1260-1	11.58	11.54	11.68	561	600	7		0.079
Aroclor 1260-2	11.95	11.90	12.04	636	600	6		0.082
Aroclor 1260-3	12.75	12.71	12.85	656	600	9		0.071
Aroclor 1260-4	12.86	12.82	12.96	605	600	1		0.042
Aroclor 1260-5	13.32	13.28	13.42	604	600	1		0.073

QC LIMITS:
%D must be less than or equal to 20% (*) Criteria exceeded. CF=Calibration/Response Factor

FORM VII PCB

Client Id: Continuing Calibration

Software Version: 4.1<1L22>
Date: 4/26/2017 08:48 AM
Sample Name : MIX 600;12I
Data File : E:\TC2017\ECD1\04-APR\425A042.RAW Date: 4/26/2017 02:46 AM
Sequence File: E:\TC2017\ECD1\04-APR\PCBSEQ.SEQ Cycle: 659 Channel : A
Instrument : AUTO_ECD1 Rack/Vial: 0/37 Operator:
Sample Amount : 1.0000 Dilution Factor : 1.00

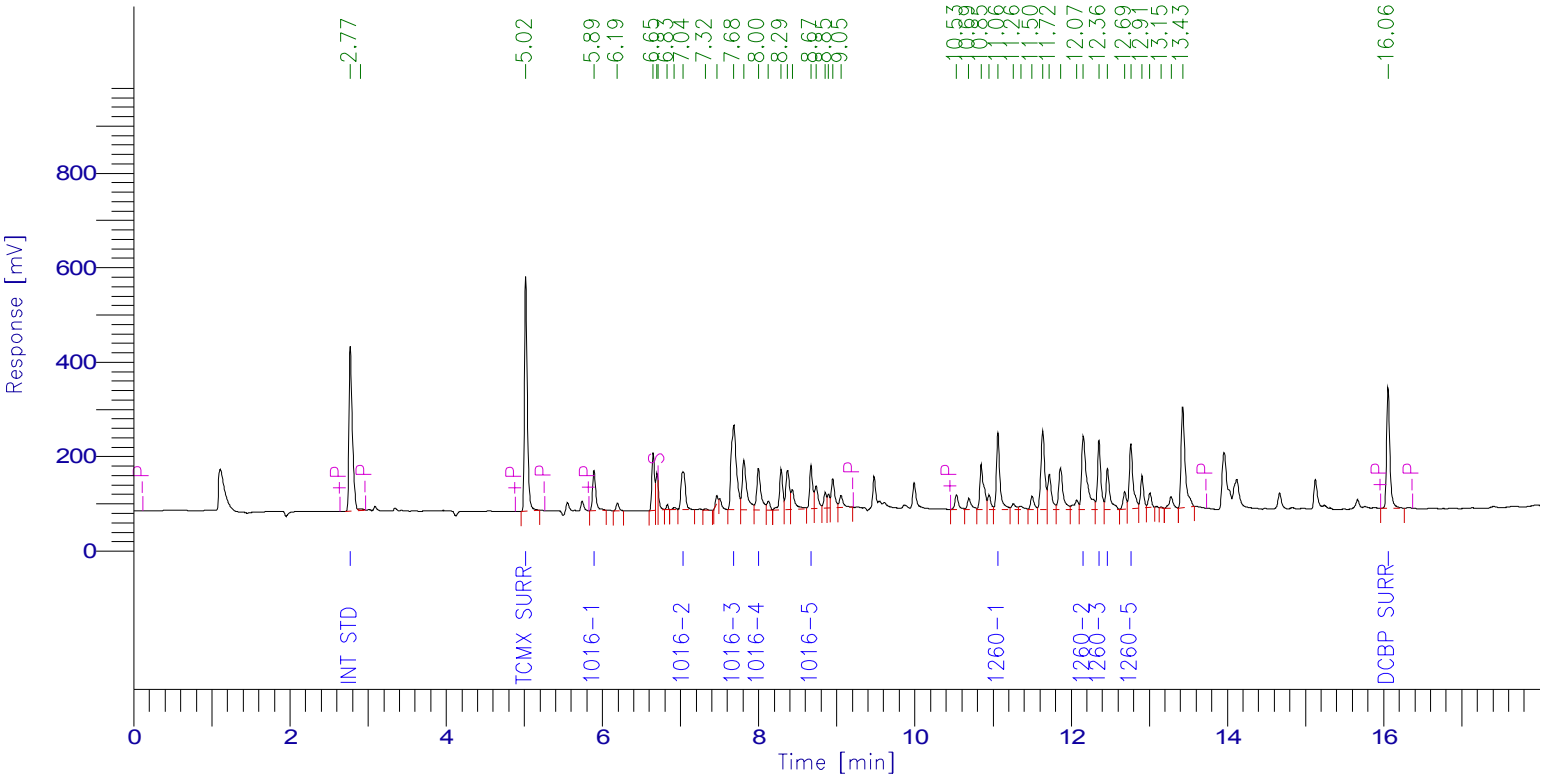

PCB Report

Time [min]	Component Name	Raw Amount	Area [µV·s]	Surrogate SM/WM	Surrogate QC / SL	Spike Rec Soils (%)	Spike Rec Water (%)
2.773	Int Std	100.0000	1030239.57	250.0000	100.0000	40.0000	20.0000
5.019	TCMX SURR	79.9048	1274134.36	199.7619	79.9048	31.9619	15.9810
5.892	1016-1	638.1567	240463.46	1595.3918	638.1567	255.2627	127.6313
7.035	1016-2	578.2407	310421.23	1445.6018	578.2407	231.2963	115.6481
7.684	1016-3	544.0628	838073.72	1360.1569	544.0628	217.6251	108.8126
7.997	1016-4	709.6720	329946.29	1774.1799	709.6720	283.8688	141.9344
8.669	1016-5	587.6728	255696.68	1469.1821	587.6728	235.0691	117.5346
11.062	1260-1	658.3382	513417.99	1645.8454	658.3382	263.3353	131.6676
12.155	1260-2	651.2340	729567.44	1628.0850	651.2340	260.4936	130.2468
12.356	1260-3	666.5411	444759.53	1666.3528	666.5411	266.6165	133.3082
12.465	1260-4	808.1099	308714.77	2020.2748	808.1099	323.2440	161.6220
12.763	1260-5	721.2695	457042.08	1803.1738	721.2695	288.5078	144.2539
16.055	DCBP SURR	71.0687	735665.50	177.6717	71.0687	28.4275	14.2137
		6814.2712	7468142.61				

Client Id: Continuing Calibration

Software Version: 4.1<1L22>
Date: 4/26/2017 08:51 AM
Sample Name : MIX 600;12I
Data File : E:\TC2017\ECD1\04-APR\425B042.RAW Date: 4/26/2017 02:46 AM
Sequence File: E:\TC2017\ECD1\04-APR\PCBSEQ.SEQ Cycle: 659 Channel : B
Instrument : AUTO_ECD1 Rack/Vial: 0/37 Operator:
Sample Amount : 1.0000 Dilution Factor : 1.00

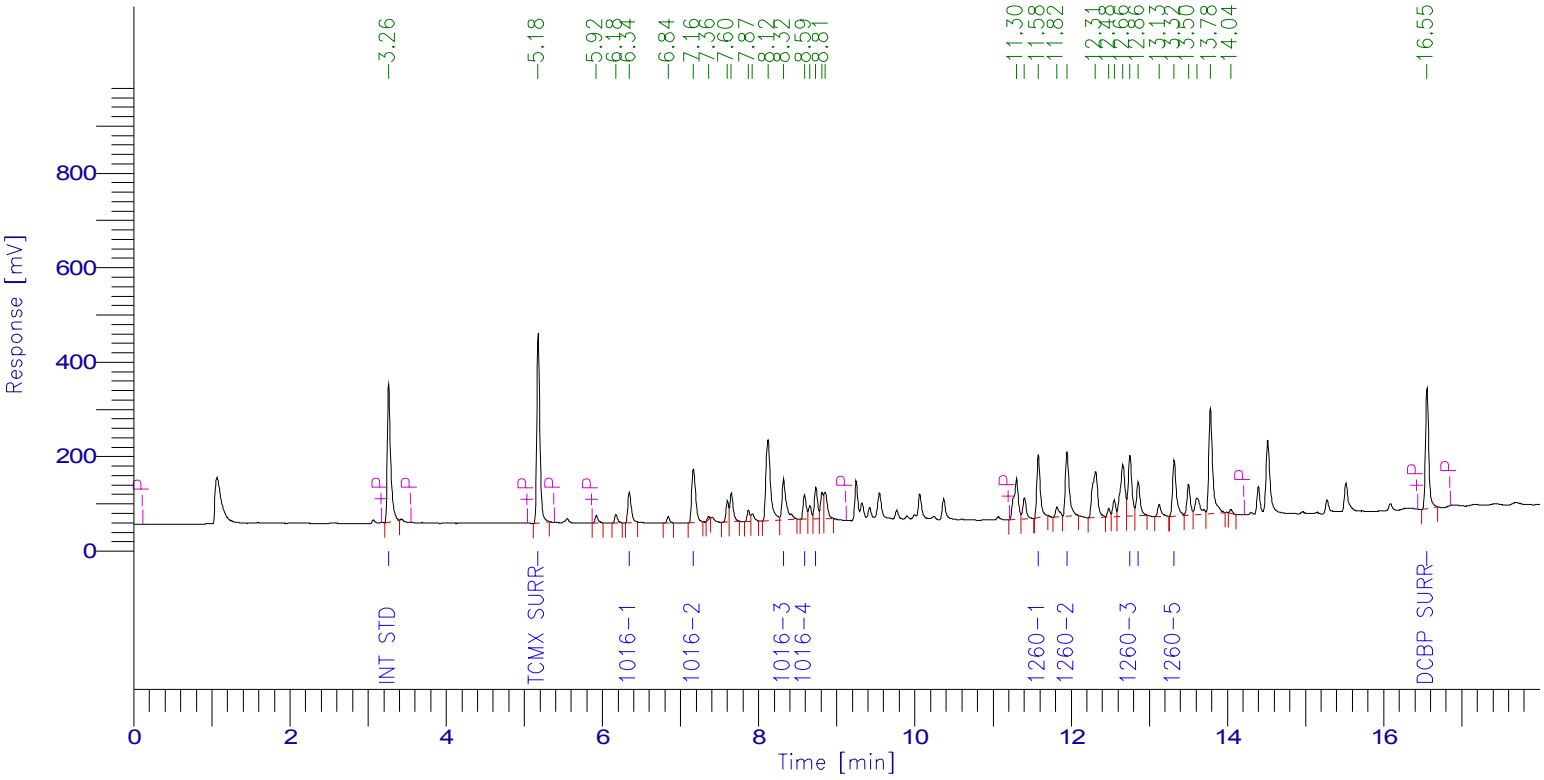

PCB Report

Time [min]	Component Name	Raw Amount	Area [µV·s]	Surrogate SM/WM	Surrogate QC / SL	Spike Rec Soils (%)	Spike Rec Water (%)
3.263	Int Std	100.0000	890490.19	250.0000	100.0000	40.0000	20.0000
5.178	TCMX SURR	78.3387	1084784.10	195.8469	78.3387	31.3355	15.6677
6.343	1016-1	566.1116	196363.03	1415.2790	566.1116	226.4446	113.2223
7.163	1016-2	581.1722	406749.88	1452.9304	581.1722	232.4689	116.2344
8.319	1016-3	597.8945	336423.23	1494.7363	597.8945	239.1578	119.5789
8.587	1016-4	443.3193	145537.86	1108.2984	443.3193	177.3277	88.6639
8.732	1016-5	649.6829	190906.74	1624.2073	649.6829	259.8732	129.9366
11.580	1260-1	560.9906	394477.07	1402.4765	560.9906	224.3962	112.1981
11.945	1260-2	636.0546	466790.93	1590.1364	636.0546	254.4218	127.2109
12.751	1260-3	656.4809	416056.60	1641.2022	656.4809	262.5924	131.2962
12.857	1260-4	605.4358	224425.63	1513.5895	605.4358	242.1743	121.0872
13.318	1260-5	604.3035	391924.31	1510.7589	604.3035	241.7214	120.8607
16.553	DCBP SURR	77.6295	748166.95	194.0738	77.6295	31.0518	15.5259
		6157.4142	5893096.51				

7D
PCB CALIBRATION VERIFICATION SUMMARY
Primary

Lab Name: Phoenix Environmental Client: NETC

Lab Code: Phoenix Case No.: SAS No.: SDG No.: GBY06958

GC Col A: RTX-440 ID: 0.53 (mm) Init. Calib. Date(s): 04/05/17 04/05/17

EPA Sample No.(PIBLK): HEX Date Analyzed: 04/26/17

LAB Sample ID (PIBLK): HEX - 426A012 Time Analyzed: 13:35

EPA Sample No.(PEM): Date Analyzed:

LAB Sample ID (PEM): Time Analyzed:

Instrument: ECD3 File: 426A012

COMPOUND	RT	RT WINDOW FROM	RT WINDOW TO	CALC AMOUNT ppb	NOM AMOUNT ppb	% D		CF
Aroclor 1016-1		4.72	4.82	33U				
Aroclor 1016-2		5.45	5.55	33U				
Aroclor 1016-3		5.81	5.91	33U				
Aroclor 1016-4		6.75	6.85	33U				
Aroclor 1016-5		7.68	7.78	33U				
Aroclor 1260-1		9.74	9.88	33U				
Aroclor 1260-2		10.31	10.45	33U				
Aroclor 1260-3		10.81	10.95	33U				
Aroclor 1260-4		11.02	11.16	33U				
Aroclor 1260-5		11.41	11.55	33U				

QC LIMITS:
%D must be less than or equal to 20% (*) Criteria exceeded. CF=Calibration/Response Factor
Both channels need to have the compound detected for a concentration to be reported on either channel.

FORM VII PCB

7D
PCB CALIBRATION VERIFICATION SUMMARY
Confirmation

Lab Name: Phoenix Environmental Client: NETC

Lab Code: Phoenix Case No.: SAS No.: SDG No.: GBY06958

GC Col B: Rxi-35sil ms ID: 0.32 (mm) Init. Calib. Date(s): 04/05/17 04/05/17

EPA Sample No.(PIBLK): HEX Date Analyzed: 04/26/17

LAB Sample ID (PIBLK): HEX - 426B012 Time Analyzed: 13:35

EPA Sample No.(PEM): Date Analyzed:

LAB Sample ID (PEM): Time Analyzed:

Instrument: ECD3 File: 426B012

COMPOUND	RT	RT WINDOW FROM	RT WINDOW TO	CALC AMOUNT ppb	NOM AMOUNT ppb	% D		CF
Aroclor 1016-1		5.42	5.52	33U				
Aroclor 1016-2		6.22	6.32	33U				
Aroclor 1016-3		7.17	7.27	33U				
Aroclor 1016-4		7.36	7.46	33U				
Aroclor 1016-5		7.78	7.88	33U				
Aroclor 1260-1		10.58	10.72	33U				
Aroclor 1260-2		10.95	11.09	33U				
Aroclor 1260-3		11.74	11.88	33U				
Aroclor 1260-4		11.85	11.99	33U				
Aroclor 1260-5		12.29	12.43	33U				

QC LIMITS:
%D must be less than or equal to 20% (*) Criteria exceeded. CF=Calibration/Response Factor
Both channels need to have the compound detected for a concentration to be reported on either channel.

FORM VII PCB

Client Id: Continuing Blank

Software Version: 4.1<1L22>
Date: 4/26/2017 09:56 PM
Sample Name : HEX
Data File : E:\TC2017\ECD3\04-APR\426A012.RAW Date: 4/26/2017 01:35 PM
Sequence File: E:\TC2017\ECD3\04-APR\PCB.SEQ Cycle: 494 Channel : A
Instrument : AUTO_ECD3 Rack/Vial: 0/1 Operator:
Sample Amount : 1.0000 Dilution Factor : 1.00

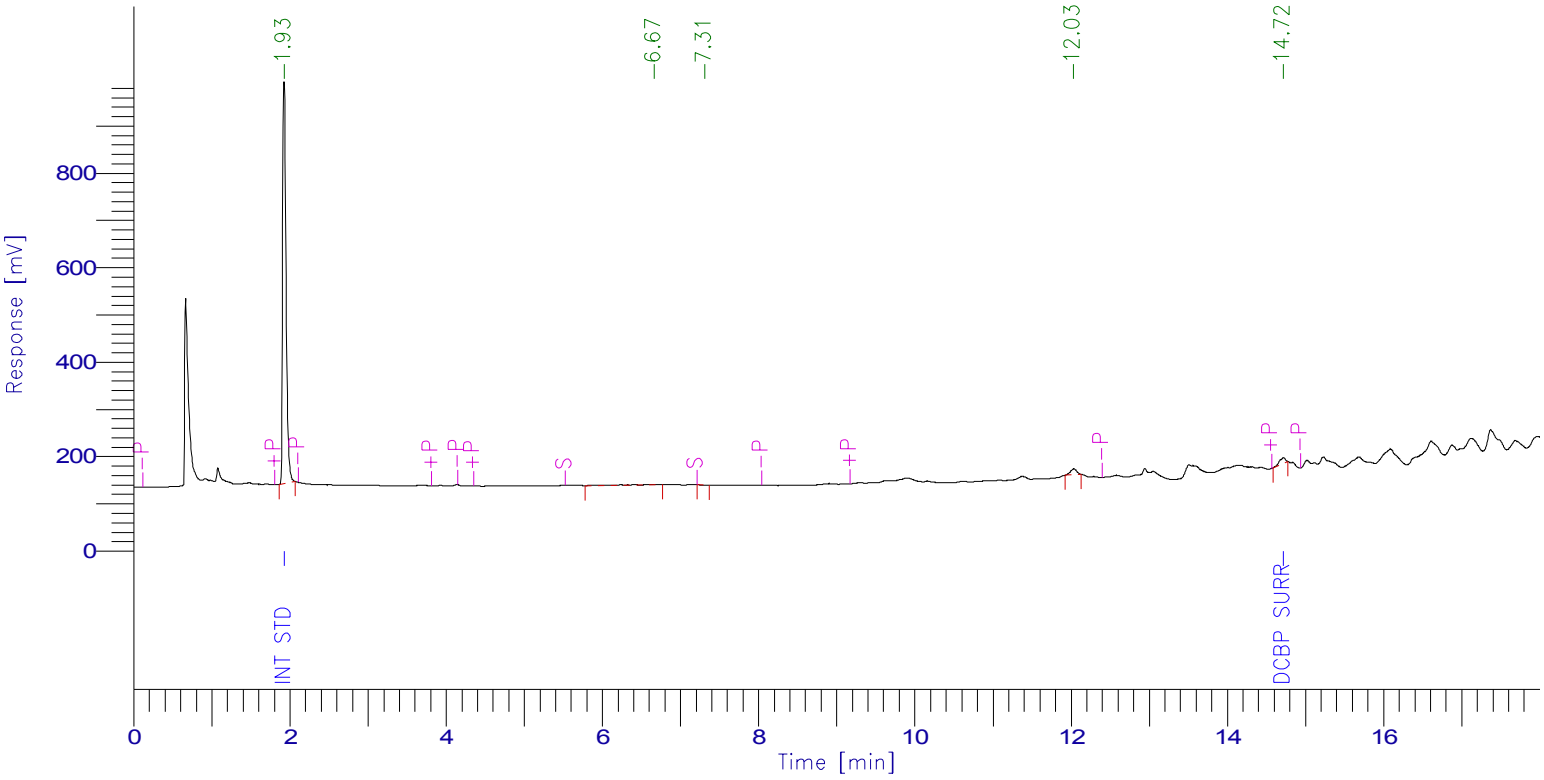

PCB Report

Time [min]	Component Name	Raw Amount	Area [µV·s]	Surrogate SM/WM	Surrogate QC / SL	Spike Rec Soils (%)	Spike Rec Water (%)
1.928	Int Std	100.0000	2631332.94	250.0000	100.0000	40.0000	20.0000
3.945	TCMX SURR	0.0000	0.00	0.0000	0.0000	0.0000	0.0000
4.765	1016-1	0.0000	0.00	0.0000	0.0000	0.0000	0.0000
5.497	1016-2	0.0000	0.00	0.0000	0.0000	0.0000	0.0000
5.854	1016-3	0.0000	0.00	0.0000	0.0000	0.0000	0.0000
6.797	1016-4	0.0000	0.00	0.0000	0.0000	0.0000	0.0000
7.729	1016-5	0.0000	0.00	0.0000	0.0000	0.0000	0.0000
9.810	1260-1	0.0000	0.00	0.0000	0.0000	0.0000	0.0000
10.382	1260-2	0.0000	0.00	0.0000	0.0000	0.0000	0.0000
10.880	1260-3	0.0000	0.00	0.0000	0.0000	0.0000	0.0000
11.087	1260-4	0.0000	0.00	0.0000	0.0000	0.0000	0.0000
11.479	1260-5	0.0000	0.00	0.0000	0.0000	0.0000	0.0000
14.717	DCBP SURR	1.8318	67646.63	4.5795	1.8318	0.7327	0.3664
		101.8318	2698979.57				

Client Id: Continuing Blank

Software Version: 4.1<1L22>
Date: 4/26/2017 09:55 PM
Sample Name : HEX
Data File : E:\TC2017\ECD3\04-APR\426B012.RAW Date: 4/26/2017 01:35 PM
Sequence File: E:\TC2017\ECD3\04-APR\PCB.SEQ Cycle: 494 Channel : B
Instrument : AUTO_ECD3 Rack/Vial: 0/1 Operator:
Sample Amount : 1.0000 Dilution Factor : 1.00

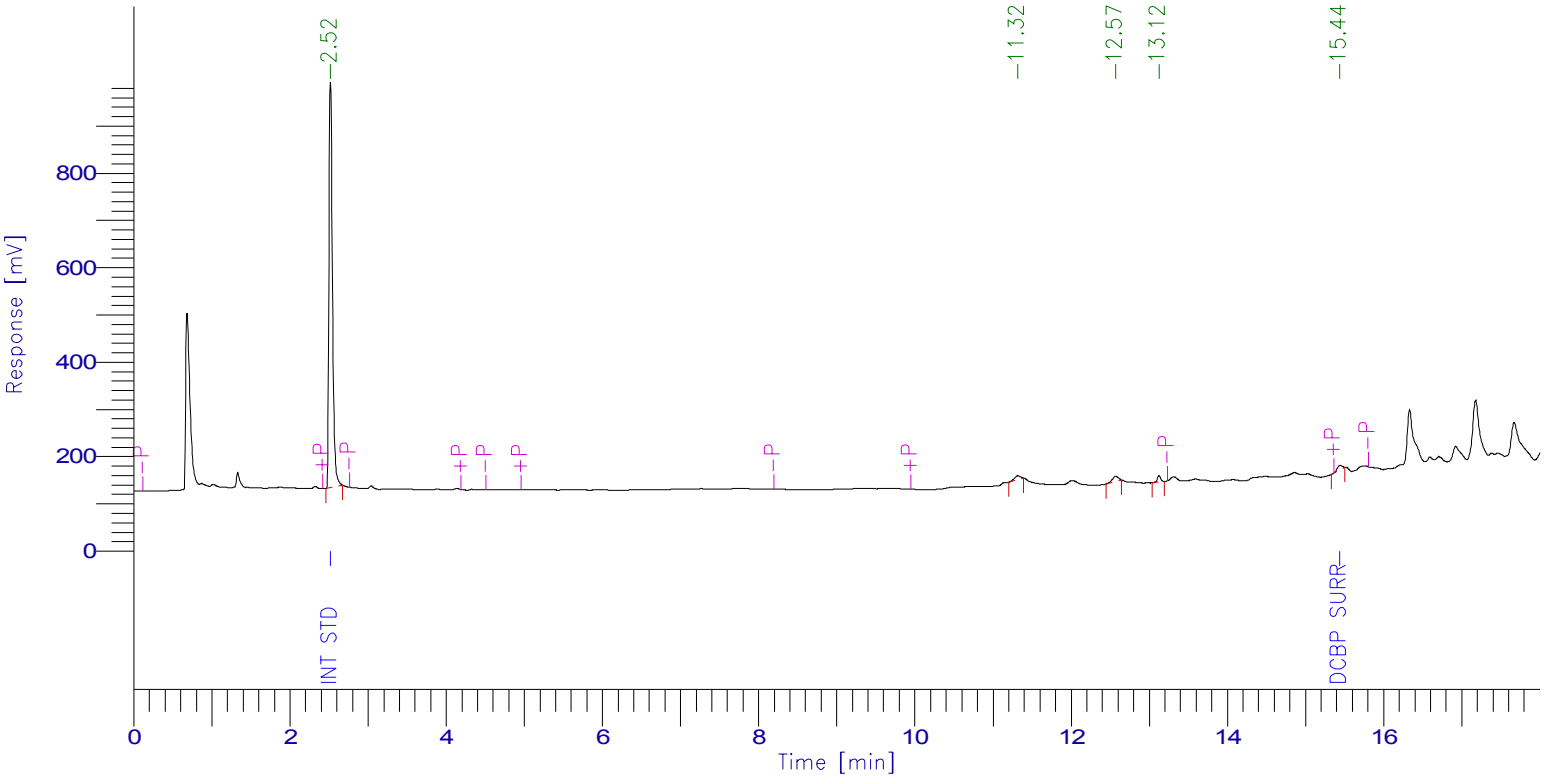

PCB Report

Time [min]	Component Name	Raw Amount	Area [µV·s]	Surrogate SM/WM	Surrogate QC / SL	Spike Rec Soils (%)	Spike Rec Water (%)
2.520	Int Std	100.0000	2660247.29	250.0000	100.0000	40.0000	20.0000
4.319	TCMX SURR	0.0000	0.00	0.0000	0.0000	0.0000	0.0000
5.463	1016-1	0.0000	0.00	0.0000	0.0000	0.0000	0.0000
6.272	1016-2	0.0000	0.00	0.0000	0.0000	0.0000	0.0000
7.215	1016-3	0.0000	0.00	0.0000	0.0000	0.0000	0.0000
7.407	1016-4	0.0000	0.00	0.0000	0.0000	0.0000	0.0000
7.830	1016-5	0.0000	0.00	0.0000	0.0000	0.0000	0.0000
10.643	1260-1	0.0000	0.00	0.0000	0.0000	0.0000	0.0000
11.016	1260-2	0.0000	0.00	0.0000	0.0000	0.0000	0.0000
11.810	1260-3	0.0000	0.00	0.0000	0.0000	0.0000	0.0000
11.913	1260-4	0.0000	0.00	0.0000	0.0000	0.0000	0.0000
12.359	1260-5	0.0000	0.00	0.0000	0.0000	0.0000	0.0000
15.437	DCBP SURR	1.3590	46354.80	3.3975	1.3590	0.5436	0.2718
		101.3590	2706602.09				

7D
PCB CALIBRATION VERIFICATION SUMMARY
Primary

Lab Name: Phoenix Environmental Client: NETC

Lab Code: Phoenix Case No.: SAS No.: SDG No.: GBY06958

GC Col A: RTX-440 ID: 0.53 (mm) Init. Calib. Date(s): 04/05/17 04/05/17

EPA Sample No.(PIBLK): Date Analyzed:

LAB Sample ID (PIBLK): Time Analyzed:

EPA Sample No.(PEM): MIX 600;12N Date Analyzed: 04/26/17

LAB Sample ID (PEM): MIX 600;12N - 426A013 Time Analyzed: 13:59

Instrument: ECD3 File: 426A013

COMPOUND	RT	RT WINDOW FROM	RT WINDOW TO	RAW AMOUNT ppb	NOM AMOUNT ppb	% D		CF
Aroclor 1016-1	4.77	4.72	4.82	611	600	2		0.033
Aroclor 1016-2	5.50	5.45	5.55	570	600	5		0.041
Aroclor 1016-3	5.86	5.81	5.91	619	600	3		0.043
Aroclor 1016-4	6.80	6.75	6.85	671	600	12		0.040
Aroclor 1016-5	7.73	7.68	7.78	617	600	3		0.025
Aroclor 1260-1	9.82	9.74	9.88	562	600	6		0.073
Aroclor 1260-2	10.39	10.31	10.45	400	600	33	*	0.096
Aroclor 1260-3	10.89	10.81	10.95	517	600	14		0.107
Aroclor 1260-4	11.09	11.02	11.16	476	600	21	*	0.076
Aroclor 1260-5	11.49	11.41	11.55	575	600	4		0.072

QC LIMITS:
%D must be less than or equal to 20% (*) Criteria exceeded. CF=Calibration/Response Factor

FORM VII PCB

7D
PCB CALIBRATION VERIFICATION SUMMARY
Confirmation

Lab Name: Phoenix Environmental Client: NETC

Lab Code: Phoenix Case No.: SAS No.: SDG No.: GBY06958

GC Col B: Rxi-35sil ms ID: 0.32 (mm) Init. Calib. Date(s): 04/05/17 04/05/17

EPA Sample No.(PIBLK): Date Analyzed:

LAB Sample ID (PIBLK): Time Analyzed:

EPA Sample No.(PEM): MIX 600;12N Date Analyzed: 04/26/17

LAB Sample ID (PEM): MIX 600;12N - 426B013 Time Analyzed: 13:59

Instrument: ECD3 File: 426B013

COMPOUND	RT	RT WINDOW FROM	RT WINDOW TO	RAW AMOUNT ppb	NOM AMOUNT ppb	% D		CF
Aroclor 1016-1	5.47	5.42	5.52	618	600	3		0.035
Aroclor 1016-2	6.28	6.22	6.32	606	600	1		0.066
Aroclor 1016-3	7.22	7.17	7.27	564	600	6		0.131
Aroclor 1016-4	7.41	7.36	7.46	666	600	11		0.057
Aroclor 1016-5	7.83	7.78	7.88	538	600	10		0.031
Aroclor 1260-1	10.65	10.58	10.72	532	600	11		0.078
Aroclor 1260-2	11.02	10.95	11.09	531	600	12		0.097
Aroclor 1260-3	11.82	11.74	11.88	584	600	3		0.078
Aroclor 1260-4	11.92	11.85	11.99	631	600	5		0.041
Aroclor 1260-5	12.37	12.29	12.43	583	600	3		0.077

QC LIMITS:
%D must be less than or equal to 20% (*) Criteria exceeded. CF=Calibration/Response Factor

FORM VII PCB

Client Id: Continuing Calibration

Software Version: 4.1<1L22>
Date: 4/26/2017 09:56 PM
Sample Name : MIX 600;12N
Data File : E:\TC2017\ECD3\04-APR\426A013.RAW Date: 4/26/2017 01:59 PM
Sequence File: E:\TC2017\ECD3\04-APR\PCB.SEQ Cycle: 495 Channel : A
Instrument : AUTO_ECD3 Rack/Vial: 0/11 Operator:
Sample Amount : 1.0000 Dilution Factor : 1.00

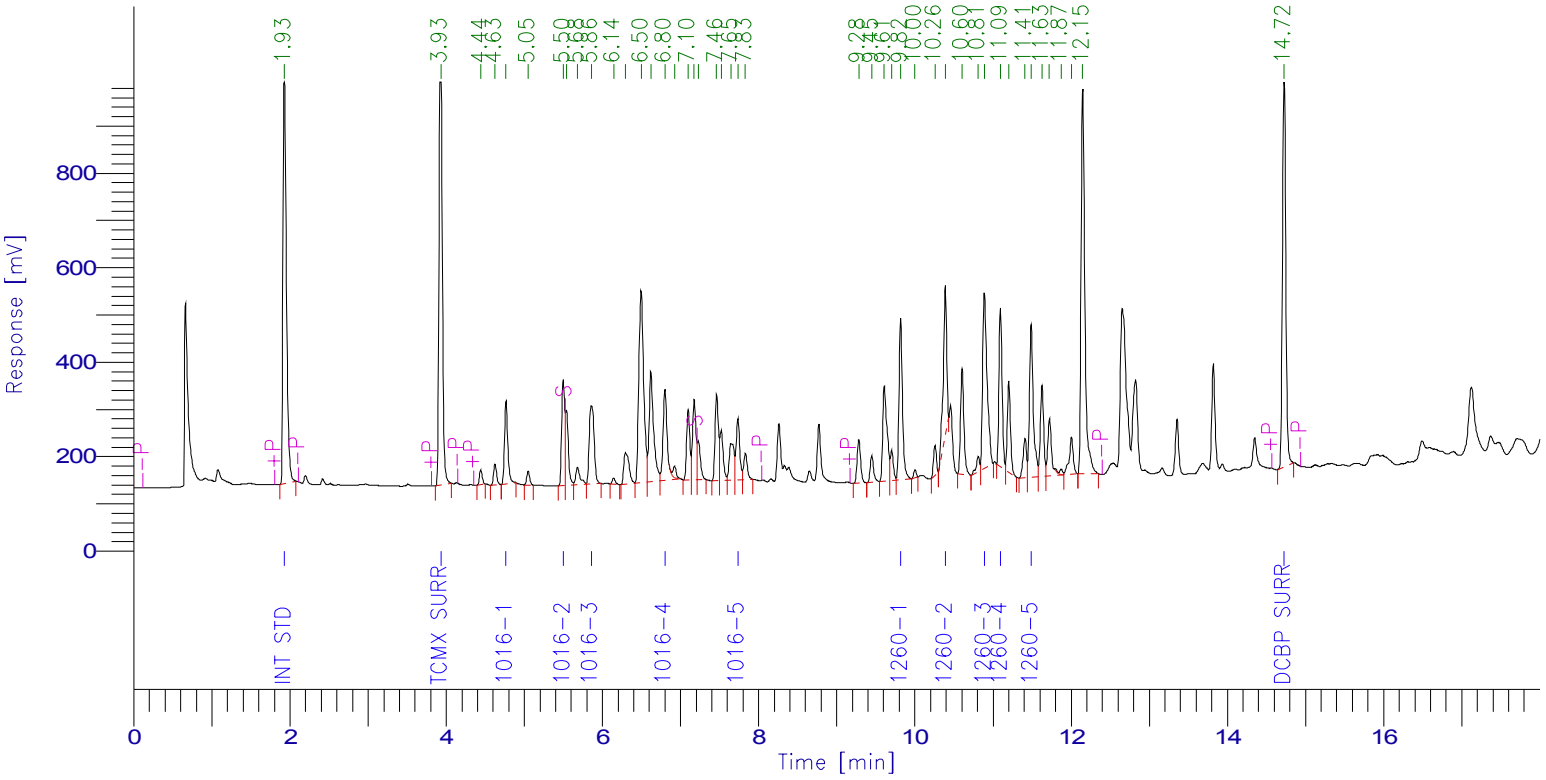

PCB Report

Time [min]	Component Name	Raw Amount	Area [µV·s]	Surrogate SM/WM	Surrogate QC / SL	Spike Rec Soils (%)	Spike Rec Water (%)
1.930	Int Std	100.0000	2633347.86	250.0000	100.0000	40.0000	20.0000
3.933	TCMX SURR	73.0256	2660795.49	182.5641	73.0256	29.2103	14.6051
4.766	1016-1	611.3005	527332.12	1528.2512	611.3005	244.5202	122.2601
5.499	1016-2	570.0067	618290.75	1425.0168	570.0067	228.0027	114.0013
5.858	1016-3	618.8603	708420.44	1547.1507	618.8603	247.5441	123.7721
6.800	1016-4	671.2894	702898.03	1678.2235	671.2894	268.5158	134.2579
7.734	1016-5	617.2238	413268.93	1543.0595	617.2238	246.8895	123.4448
9.816	1260-1	562.0454	1084316.54	1405.1136	562.0454	224.8182	112.4091
10.389	1260-2	400.3707	1008030.63	1000.9268	400.3707	160.1483	80.0741
10.888	1260-3	517.0331	1451275.29	1292.5826	517.0331	206.8132	103.4066
11.094	1260-4	476.0235	948853.51	1190.0586	476.0235	190.4094	95.2047
11.487	1260-5	575.1170	1091372.60	1437.7924	575.1170	230.0468	115.0234
14.724	DCBP SURR	67.6464	2500013.94	169.1159	67.6464	27.0586	13.5293
		5859.9423	16348216.13				

Client Id: Continuing Calibration

Software Version: 4.1<1L22>
Date: 4/26/2017 09:55 PM
Sample Name : MIX 600;12N
Data File : E:\TC2017\ECD3\04-APR\426B013.RAW Date: 4/26/2017 01:59 PM
Sequence File: E:\TC2017\ECD3\04-APR\PCB.SEQ Cycle: 495 Channel : B
Instrument : AUTO_ECD3 Rack/Vial: 0/11 Operator:
Sample Amount : 1.0000 Dilution Factor : 1.00

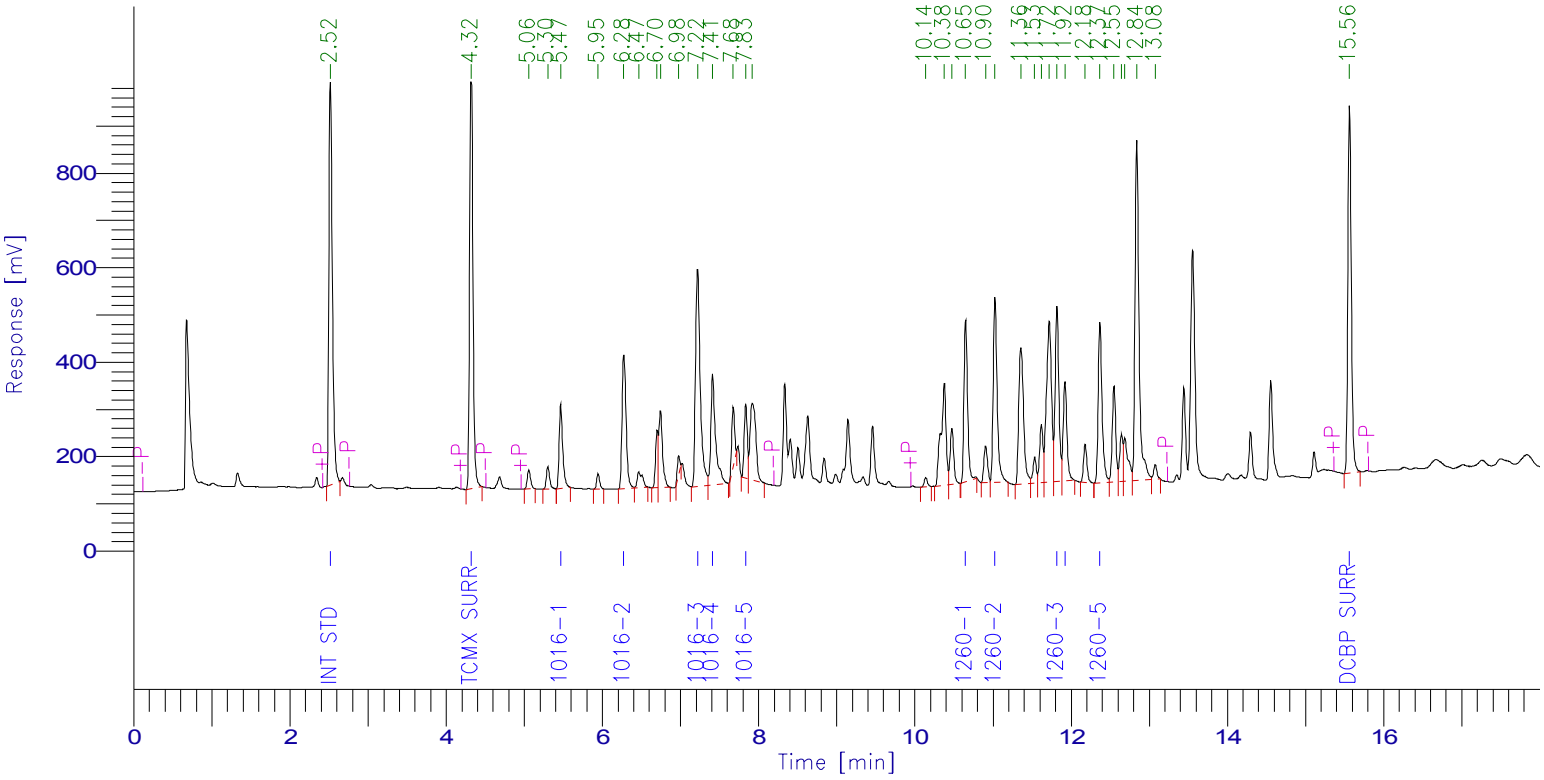

PCB Report

Time [min]	Component Name	Raw Amount	Area [µV·s]	Surrogate SM/WM	Surrogate QC / SL	Spike Rec Soils (%)	Spike Rec Water (%)
2.520	Int Std	100.0000	2620743.97	250.0000	100.0000	40.0000	20.0000
4.323	TCMX SURR	74.5609	2737779.31	186.4023	74.5609	29.8244	14.9122
5.466	1016-1	618.3723	574938.26	1545.9308	618.3723	247.3489	123.6745
6.275	1016-2	605.6496	1039750.05	1514.1241	605.6496	242.2599	121.1299
7.219	1016-3	563.9624	1937648.52	1409.9060	563.9624	225.5850	112.7925
7.410	1016-4	666.3908	990511.95	1665.9770	666.3908	266.5563	133.2782
7.834	1016-5	537.8292	436978.08	1344.5730	537.8292	215.1317	107.5658
10.649	1260-1	531.7627	1080115.74	1329.4066	531.7627	212.7051	106.3525
11.024	1260-2	531.4014	1348149.73	1328.5035	531.4014	212.5606	106.2803
11.817	1260-3	584.2153	1188821.42	1460.5383	584.2153	233.6861	116.8431
11.921	1260-4	630.9499	678758.86	1577.3747	630.9499	252.3799	126.1900
12.368	1260-5	582.6265	1178075.61	1456.5663	582.6265	233.0506	116.5253
15.562	DCBP SURR	71.2625	2394663.71	178.1561	71.2625	28.5050	14.2525
		6098.9835	18206935.21				

7D
PCB CALIBRATION VERIFICATION SUMMARY
Primary

Lab Name: Phoenix Environmental Client: NETC

Lab Code: Phoenix Case No.: SAS No.: SDG No.: GBY06958

GC Col A: RTX-440 ID: 0.53 (mm) Init. Calib. Date(s): 04/05/17 04/05/17

EPA Sample No.(PIBLK): HEX Date Analyzed: 04/26/17

LAB Sample ID (PIBLK): HEX - 426A024 Time Analyzed: 18:17

EPA Sample No.(PEM): Date Analyzed:

LAB Sample ID (PEM): Time Analyzed:

Instrument: ECD3 File: 426A024

COMPOUND	RT	RT WINDOW FROM	RT WINDOW TO	CALC AMOUNT ppb	NOM AMOUNT ppb	% D		CF
Aroclor 1016-1		4.72	4.82	33U				
Aroclor 1016-2		5.45	5.55	33U				
Aroclor 1016-3		5.81	5.91	33U				
Aroclor 1016-4		6.75	6.85	33U				
Aroclor 1016-5		7.68	7.78	33U				
Aroclor 1260-1		9.74	9.88	33U				
Aroclor 1260-2		10.31	10.45	33U				
Aroclor 1260-3		10.81	10.95	33U				
Aroclor 1260-4		11.02	11.16	33U				
Aroclor 1260-5		11.41	11.55	33U				

QC LIMITS:
%D must be less than or equal to 20% (*) Criteria exceeded. CF=Calibration/Response Factor
Both channels need to have the compound detected for a concentration to be reported on either channel.

FORM VII PCB

7D
PCB CALIBRATION VERIFICATION SUMMARY
Confirmation

Lab Name: Phoenix Environmental Client: NETC

Lab Code: Phoenix Case No.: SAS No.: SDG No.: GBY06958

GC Col B: Rxi-35sil ms ID: 0.32 (mm) Init. Calib. Date(s): 04/05/17 04/05/17

EPA Sample No.(PIBLK): HEX Date Analyzed: 04/26/17

LAB Sample ID (PIBLK): HEX - 426B024 Time Analyzed: 18:17

EPA Sample No.(PEM): Date Analyzed:

LAB Sample ID (PEM): Time Analyzed:

Instrument: ECD3 File: 426B024

COMPOUND	RT	RT WINDOW FROM	RT WINDOW TO	CALC AMOUNT ppb	NOM AMOUNT ppb	% D		CF
Aroclor 1016-1		5.42	5.52	33U				
Aroclor 1016-2		6.22	6.32	33U				
Aroclor 1016-3		7.17	7.27	33U				
Aroclor 1016-4		7.36	7.46	33U				
Aroclor 1016-5		7.78	7.88	33U				
Aroclor 1260-1		10.58	10.72	33U				
Aroclor 1260-2		10.95	11.09	33U				
Aroclor 1260-3		11.74	11.88	33U				
Aroclor 1260-4		11.85	11.99	33U				
Aroclor 1260-5		12.29	12.43	33U				

QC LIMITS:
%D must be less than or equal to 20% (*) Criteria exceeded. CF=Calibration/Response Factor
Both channels need to have the compound detected for a concentration to be reported on either channel.

FORM VII PCB

Client Id: Continuing Blank

Software Version: 4.1<1L22>
Date: 4/26/2017 09:57 PM
Sample Name : HEX
Data File : E:\TC2017\ECD3\04-APR\426A024.RAW Date: 4/26/2017 06:17 PM
Sequence File: E:\TC2017\ECD3\04-APR\PCB.SEQ Cycle: 506 Channel : A
Instrument : AUTO_ECD3 Rack/Vial: 0/1 Operator:
Sample Amount : 1.0000 Dilution Factor : 1.00

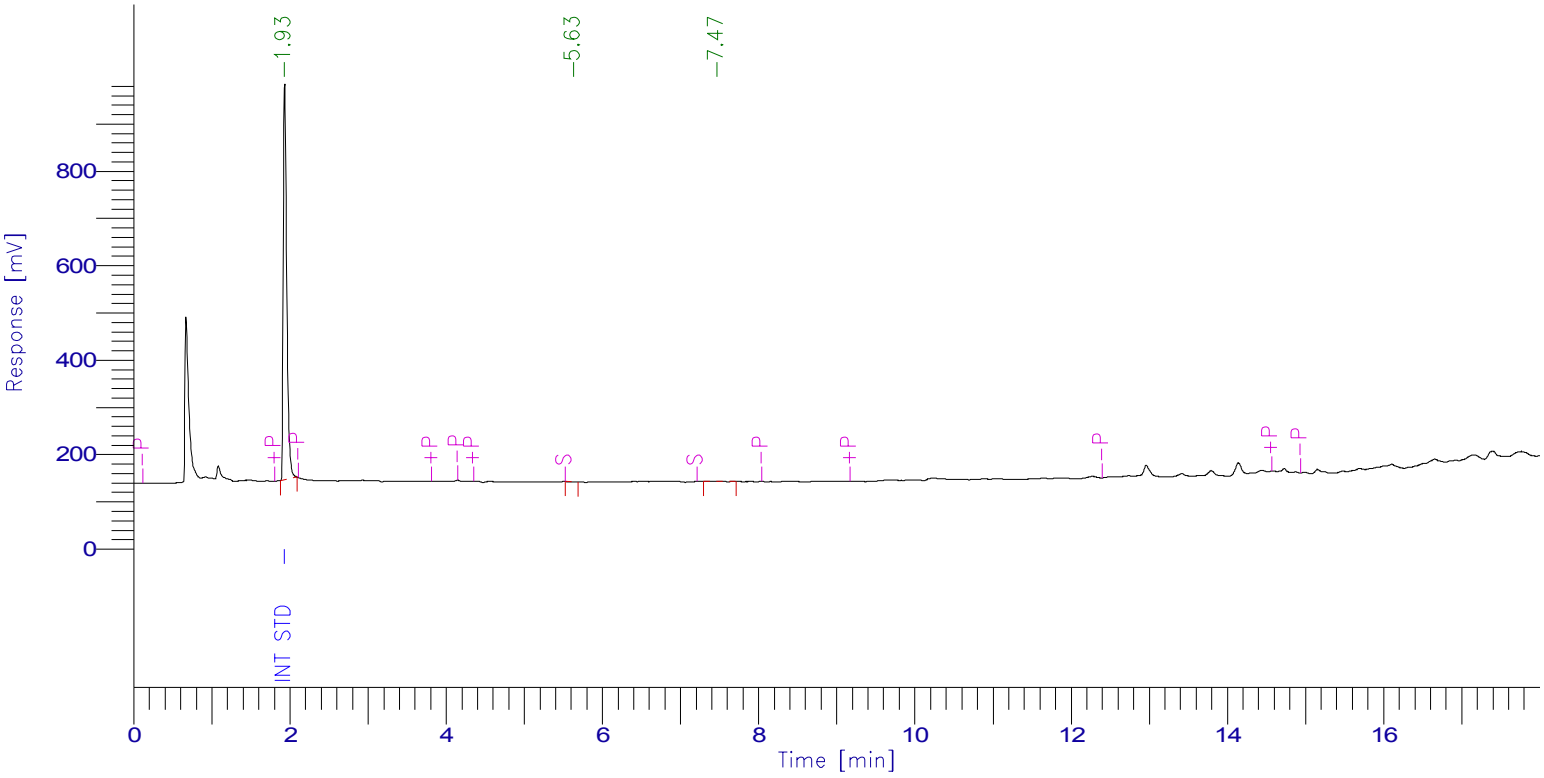

PCB Report

Time [min]	Component Name	Raw Amount	Area [µV·s]	Surrogate SM/WM	Surrogate QC / SL	Spike Rec Soils (%)	Spike Rec Water (%)
1.934	Int Std	100.0000	2579537.95	250.0000	100.0000	40.0000	20.0000
3.945	TCMX SURR	0.0000	0.00	0.0000	0.0000	0.0000	0.0000
4.765	1016-1	0.0000	0.00	0.0000	0.0000	0.0000	0.0000
5.497	1016-2	0.0000	0.00	0.0000	0.0000	0.0000	0.0000
5.854	1016-3	0.0000	0.00	0.0000	0.0000	0.0000	0.0000
6.797	1016-4	0.0000	0.00	0.0000	0.0000	0.0000	0.0000
7.729	1016-5	0.0000	0.00	0.0000	0.0000	0.0000	0.0000
9.810	1260-1	0.0000	0.00	0.0000	0.0000	0.0000	0.0000
10.382	1260-2	0.0000	0.00	0.0000	0.0000	0.0000	0.0000
10.880	1260-3	0.0000	0.00	0.0000	0.0000	0.0000	0.0000
11.087	1260-4	0.0000	0.00	0.0000	0.0000	0.0000	0.0000
11.479	1260-5	0.0000	0.00	0.0000	0.0000	0.0000	0.0000
14.750	DCBP SURR	0.0000	0.00	0.0000	0.0000	0.0000	0.0000
		100.0000	2579537.95				

Client Id: Continuing Blank

Software Version: 4.1<1L22>
Date: 4/26/2017 09:56 PM
Sample Name : HEX
Data File : E:\TC2017\ECD3\04-APR\426B024.RAW Date: 4/26/2017 06:17 PM
Sequence File: E:\TC2017\ECD3\04-APR\PCB.SEQ Cycle: 506 Channel : B
Instrument : AUTO_ECD3 Rack/Vial: 0/1 Operator:
Sample Amount : 1.0000 Dilution Factor : 1.00

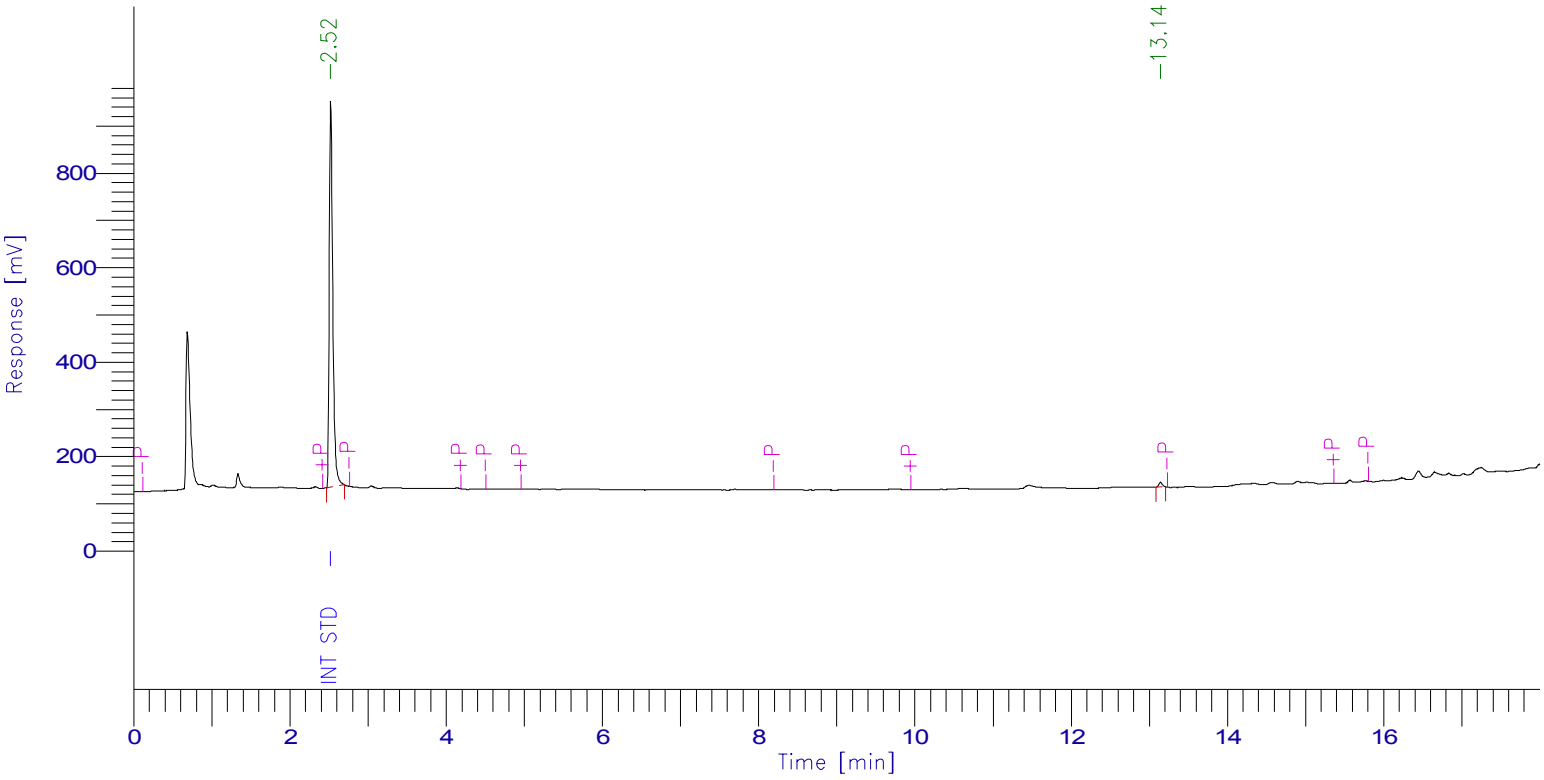

PCB Report

Time [min]	Component Name	Raw Amount	Area [µV·s]	Surrogate SM/WM	Surrogate QC / SL	Spike Rec Soils (%)	Spike Rec Water (%)
2.524	Int Std	100.0000	2534012.45	250.0000	100.0000	40.0000	20.0000
4.319	TCMX SURR	0.0000	0.00	0.0000	0.0000	0.0000	0.0000
5.463	1016-1	0.0000	0.00	0.0000	0.0000	0.0000	0.0000
6.272	1016-2	0.0000	0.00	0.0000	0.0000	0.0000	0.0000
7.215	1016-3	0.0000	0.00	0.0000	0.0000	0.0000	0.0000
7.407	1016-4	0.0000	0.00	0.0000	0.0000	0.0000	0.0000
7.830	1016-5	0.0000	0.00	0.0000	0.0000	0.0000	0.0000
10.643	1260-1	0.0000	0.00	0.0000	0.0000	0.0000	0.0000
11.016	1260-2	0.0000	0.00	0.0000	0.0000	0.0000	0.0000
11.810	1260-3	0.0000	0.00	0.0000	0.0000	0.0000	0.0000
11.913	1260-4	0.0000	0.00	0.0000	0.0000	0.0000	0.0000
12.359	1260-5	0.0000	0.00	0.0000	0.0000	0.0000	0.0000
15.554	DCBP SURR	0.0000	0.00	0.0000	0.0000	0.0000	0.0000
		100.0000	2534012.45				

7D
PCB CALIBRATION VERIFICATION SUMMARY
Primary

Lab Name: Phoenix Environmental Client: NETC

Lab Code: Phoenix Case No.: SAS No.: SDG No.: GBY06958

GC Col A: RTX-440 ID: 0.53 (mm) Init. Calib. Date(s): 04/05/17 04/05/17

EPA Sample No.(PIBLK): Date Analyzed:

LAB Sample ID (PIBLK): Time Analyzed:

EPA Sample No.(PEM): MIX 600;11S Date Analyzed: 04/26/17

LAB Sample ID (PEM): MIX 600;11S - 426A025 Time Analyzed: 18:41

Instrument: ECD3 File: 426A025

COMPOUND	RT	RT WINDOW FROM	RT WINDOW TO	RAW AMOUNT ppb	NOM AMOUNT ppb	% D		CF
Aroclor 1016-1	4.77	4.72	4.82	588	600	2		0.033
Aroclor 1016-2	5.51	5.45	5.55	503	600	16		0.041
Aroclor 1016-3	5.86	5.81	5.91	613	600	2		0.043
Aroclor 1016-4	6.81	6.75	6.85	695	600	16		0.040
Aroclor 1016-5	7.74	7.68	7.78	627	600	5		0.025
Aroclor 1260-1	9.82	9.74	9.88	585	600	3		0.073
Aroclor 1260-2	10.40	10.31	10.45	657	600	10		0.096
Aroclor 1260-3	10.90	10.81	10.95	552	600	8		0.107
Aroclor 1260-4	11.10	11.02	11.16	516	600	14		0.076
Aroclor 1260-5	11.50	11.41	11.55	552	600	8		0.072

QC LIMITS:
%D must be less than or equal to 20% (*) Criteria exceeded. CF=Calibration/Response Factor

FORM VII PCB

7D
PCB CALIBRATION VERIFICATION SUMMARY
Confirmation

Lab Name: Phoenix Environmental Client: NETC

Lab Code: Phoenix Case No.: SAS No.: SDG No.: GBY06958

GC Col B: Rxi-35sil ms ID: 0.32 (mm) Init. Calib. Date(s): 04/05/17 04/05/17

EPA Sample No.(PIBLK): Date Analyzed:

LAB Sample ID (PIBLK): Time Analyzed:

EPA Sample No.(PEM): MIX 600;11S Date Analyzed: 04/26/17

LAB Sample ID (PEM): MIX 600;11S - 426B025 Time Analyzed: 18:41

Instrument: ECD3 File: 426B025

COMPOUND	RT	RT WINDOW FROM	RT WINDOW TO	RAW AMOUNT ppb	NOM AMOUNT ppb	% D		CF
Aroclor 1016-1	5.48	5.42	5.52	597	600	1		0.035
Aroclor 1016-2	6.28	6.22	6.32	592	600	1		0.066
Aroclor 1016-3	7.23	7.17	7.27	550	600	8		0.131
Aroclor 1016-4	7.42	7.36	7.46	659	600	10		0.057
Aroclor 1016-5	7.84	7.78	7.88	540	600	10		0.031
Aroclor 1260-1	10.66	10.58	10.72	608	600	1		0.078
Aroclor 1260-2	11.03	10.95	11.09	568	600	5		0.097
Aroclor 1260-3	11.82	11.74	11.88	600	600	0		0.078
Aroclor 1260-4	11.93	11.85	11.99	655	600	9		0.041
Aroclor 1260-5	12.37	12.29	12.43	587	600	2		0.077

QC LIMITS:
%D must be less than or equal to 20% (*) Criteria exceeded. CF=Calibration/Response Factor

FORM VII PCB

Client Id: Continuing Calibration

Software Version: 4.1<1L22>
Date: 4/26/2017 09:57 PM
Sample Name : MIX 600;11S
Data File : E:\TC2017\ECD3\04-APR\426A025.RAW Date: 4/26/2017 06:41 PM
Sequence File: E:\TC2017\ECD3\04-APR\PCB.SEQ Cycle: 507 Channel : A
Instrument : AUTO_ECD3 Rack/Vial: 0/22 Operator:
Sample Amount : 1.0000 Dilution Factor : 1.00

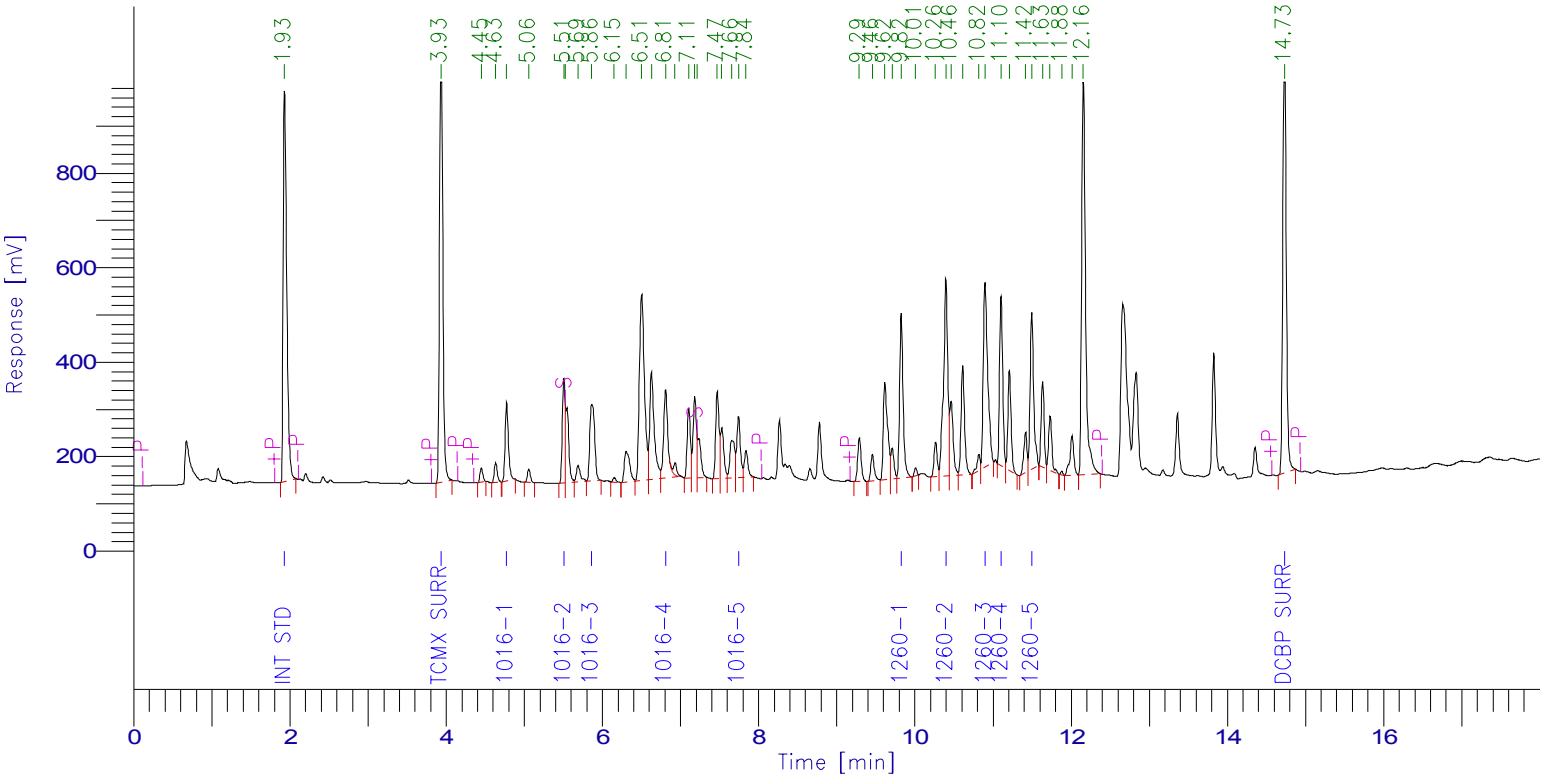

PCB Report

Time [min]	Component Name	Raw Amount	Area [µV·s]	Surrogate SM/WM	Surrogate QC / SL	Spike Rec Soils (%)	Spike Rec Water (%)
1.933	Int Std	100.0000	2590144.57	250.0000	100.0000	40.0000	20.0000
3.933	TCMX SURR	74.9650	2686645.14	187.4124	74.9650	29.9860	14.9930
4.774	1016-1	588.3465	499204.45	1470.8663	588.3465	235.3386	117.6693
5.507	1016-2	503.0627	536723.51	1257.6566	503.0627	201.2251	100.6125
5.863	1016-3	612.7800	689951.99	1531.9501	612.7800	245.1120	122.5560
6.809	1016-4	694.5448	715317.04	1736.3620	694.5448	277.8179	138.9090
7.742	1016-5	627.3054	413128.25	1568.2635	627.3054	250.9222	125.4611
9.824	1260-1	585.2605	1110579.48	1463.1512	585.2605	234.1042	117.0521
10.396	1260-2	657.4258	1628073.21	1643.5645	657.4258	262.9703	131.4852
10.897	1260-3	551.9818	1523954.45	1379.9544	551.9818	220.7927	110.3964
11.102	1260-4	516.0823	1011825.35	1290.2058	516.0823	206.4329	103.2165
11.495	1260-5	551.7656	1029881.51	1379.4140	551.7656	220.7062	110.3531
14.730	DCBP SURR	77.5122	2817626.80	193.7804	77.5122	31.0049	15.5024
		6141.0325	17253055.76				

Client Id: Continuing Calibration

Software Version: 4.1<1L22>
Date: 4/26/2017 09:56 PM
Sample Name : MIX 600;11S
Data File : E:\TC2017\ECD3\04-APR\426B025.RAW Date: 4/26/2017 06:41 PM
Sequence File: E:\TC2017\ECD3\04-APR\PCB.SEQ Cycle: 507 Channel : B
Instrument : AUTO_ECD3 Rack/Vial: 0/22 Operator:
Sample Amount : 1.0000 Dilution Factor : 1.00

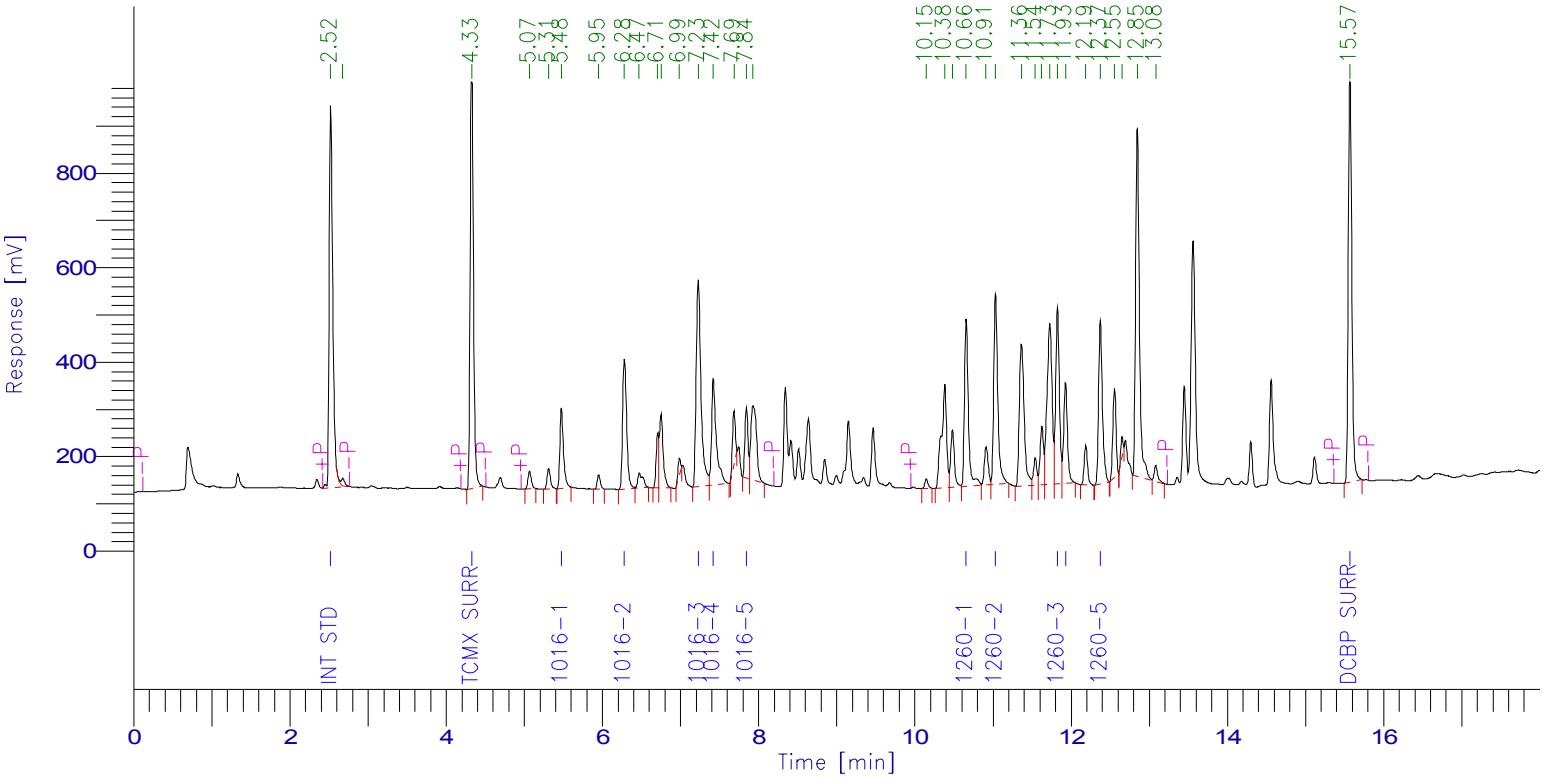

PCB Report

Time [min]	Component Name	Raw Amount	Area [µV·s]	Surrogate SM/WM	Surrogate QC / SL	Spike Rec Soils (%)	Spike Rec Water (%)
2.523	Int Std	100.0000	2575268.37	250.0000	100.0000	40.0000	20.0000
4.328	TCMX SURR	74.9289	2703549.18	187.3222	74.9289	29.9716	14.9858
5.475	1016-1	597.0173	545451.33	1492.5433	597.0173	238.8069	119.4035
6.282	1016-2	591.6172	998036.00	1479.0431	591.6172	236.6469	118.3234
7.228	1016-3	549.7390	1856005.62	1374.3474	549.7390	219.8956	109.9478
7.420	1016-4	658.7758	962201.96	1646.9394	658.7758	263.5103	131.7552
7.843	1016-5	539.9318	431074.24	1349.8294	539.9318	215.9727	107.9864
10.656	1260-1	608.2840	1214106.49	1520.7101	608.2840	243.3136	121.6568
11.031	1260-2	568.3850	1416954.52	1420.9624	568.3850	227.3540	113.6770
11.824	1260-3	599.8225	1199400.77	1499.5563	599.8225	239.9290	119.9645
11.927	1260-4	654.9593	692361.46	1637.3983	654.9593	261.9837	130.9919
12.373	1260-5	586.8238	1165973.06	1467.0595	586.8238	234.7295	117.3648
15.568	DCBP SURR	82.3767	2720106.86	205.9417	82.3767	32.9507	16.4753
		6212.6612	18480489.86				

7D
PCB CALIBRATION VERIFICATION SUMMARY
Primary

Lab Name: Phoenix Environmental Client: NETC

Lab Code: Phoenix Case No.: SAS No.: SDG No.: GBY06958

GC Col A: RTX-440 ID: 0.53 (mm) Init. Calib. Date(s): 03/15/17 03/15/17

EPA Sample No.(PIBLK): HEX Date Analyzed: 04/27/17

LAB Sample ID (PIBLK): HEX - 427A002 Time Analyzed: 6:12

EPA Sample No.(PEM): Date Analyzed:

LAB Sample ID (PEM): Time Analyzed:

Instrument: ECD1 File: 427A002

COMPOUND	RT	RT WINDOW FROM	RT WINDOW TO	CALC AMOUNT ppb	NOM AMOUNT ppb	% D		CF
Aroclor 1016-1		5.87	5.97	33U				
Aroclor 1016-2		7.01	7.11	33U				
Aroclor 1016-3		7.66	7.76	33U				
Aroclor 1016-4		7.97	8.07	33U				
Aroclor 1016-5		8.65	8.75	33U				
Aroclor 1260-1		11.02	11.16	33U				
Aroclor 1260-2		12.11	12.25	33U				
Aroclor 1260-3		12.32	12.46	33U				
Aroclor 1260-4		12.43	12.57	33U				
Aroclor 1260-5		12.73	12.87	33U				

QC LIMITS:
%D must be less than or equal to 20% (*) Criteria exceeded. CF=Calibration/Response Factor
Both channels need to have the compound detected for a concentration to be reported on either channel.

FORM VII PCB

7D
PCB CALIBRATION VERIFICATION SUMMARY
Confirmation

Lab Name: Phoenix Environmental Client: NETC

Lab Code: Phoenix Case No.: SAS No.: SDG No.: GBY06958

GC Col B: Rxi-Sil MS ID: 0.32 (mm) Init. Calib. Date(s): 03/15/17 03/15/17

EPA Sample No.(PIBLK): HEX Date Analyzed: 04/27/17

LAB Sample ID (PIBLK): HEX - 427B002 Time Analyzed: 6:12

EPA Sample No.(PEM): Date Analyzed:

LAB Sample ID (PEM): Time Analyzed:

Instrument: ECD1 File: 427B002

COMPOUND	RT	RT WINDOW FROM	RT WINDOW TO	CALC AMOUNT ppb	NOM AMOUNT ppb	% D		CF
Aroclor 1016-1		6.33	6.43	33U				
Aroclor 1016-2		7.15	7.25	33U				
Aroclor 1016-3		8.30	8.40	33U				
Aroclor 1016-4		8.57	8.67	33U				
Aroclor 1016-5		8.72	8.82	33U				
Aroclor 1260-1		11.54	11.68	33U				
Aroclor 1260-2		11.90	12.04	33U				
Aroclor 1260-3		12.71	12.85	33U				
Aroclor 1260-4		12.82	12.96	33U				
Aroclor 1260-5		13.28	13.42	33U				

QC LIMITS:
%D must be less than or equal to 20% (*) Criteria exceeded. CF=Calibration/Response Factor
Both channels need to have the compound detected for a concentration to be reported on either channel.

FORM VII PCB

Client Id: Continuing Blank

Software Version: 4.1<1L22>
Date: 4/27/2017 07:16 AM
Sample Name : HEX
Data File : E:\TC2017\ECD1\04-APR\427A002.RAW Date: 4/27/2017 06:12 AM
Sequence File: E:\TC2017\ECD1\04-APR\PCBSEQ.SEQ Cycle: 715 Channel : A
Instrument : AUTO_ECD1 Rack/Vial: 0/1 Operator:
Sample Amount : 1.0000 Dilution Factor : 1.00

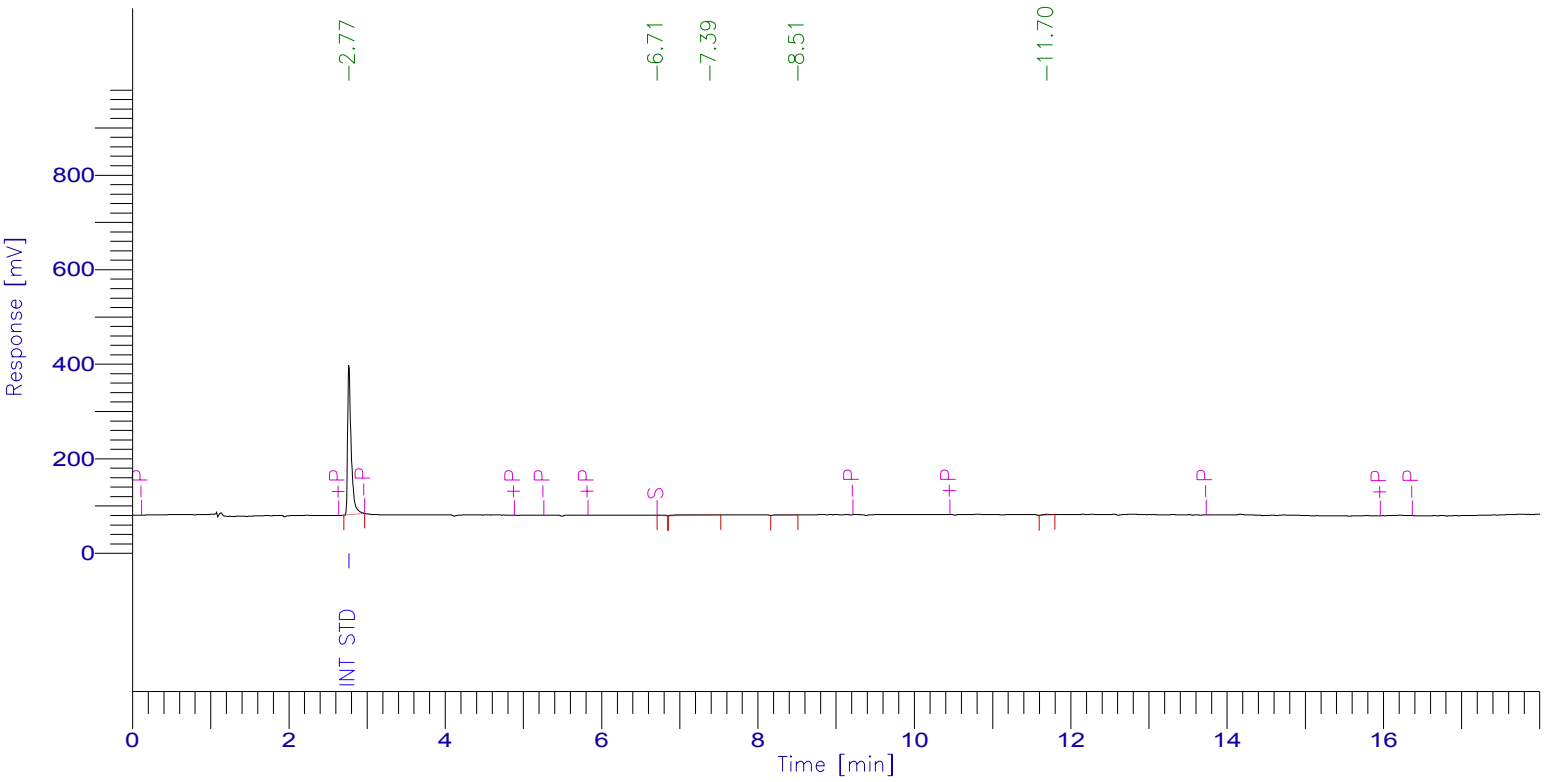

PCB Report

Time [min]	Component Name	Raw Amount	Area [µV·s]	Surrogate SM/WM	Surrogate QC / SL	Spike Rec Soils (%)	Spike Rec Water (%)
2.769	Int Std	100.0000	1004532.03	250.0000	100.0000	40.0000	20.0000
5.006	TCMX SURR	0.0000	0.00	0.0000	0.0000	0.0000	0.0000
5.877	1016-1	0.0000	0.00	0.0000	0.0000	0.0000	0.0000
7.014	1016-2	0.0000	0.00	0.0000	0.0000	0.0000	0.0000
7.656	1016-3	0.0000	0.00	0.0000	0.0000	0.0000	0.0000
7.969	1016-4	0.0000	0.00	0.0000	0.0000	0.0000	0.0000
8.640	1016-5	0.0000	0.00	0.0000	0.0000	0.0000	0.0000
11.037	1260-1	0.0000	0.00	0.0000	0.0000	0.0000	0.0000
12.115	1260-2	0.0000	0.00	0.0000	0.0000	0.0000	0.0000
12.324	1260-3	0.0000	0.00	0.0000	0.0000	0.0000	0.0000
12.433	1260-4	0.0000	0.00	0.0000	0.0000	0.0000	0.0000
12.729	1260-5	0.0000	0.00	0.0000	0.0000	0.0000	0.0000
16.020	DCBP SURR	0.0000	0.00	0.0000	0.0000	0.0000	0.0000
		100.0000	1004532.03				

Client Id: Continuing Blank

Software Version: 4.1<1L22>
Date: 4/27/2017 07:17 AM
Sample Name : HEX
Data File : E:\TC2017\ECD1\04-APR\427B002.RAW Date: 4/27/2017 06:12 AM
Sequence File: E:\TC2017\ECD1\04-APR\PCBSEQ.SEQ Cycle: 715 Channel : B
Instrument : AUTO_ECD1 Rack/Vial: 0/1 Operator:
Sample Amount : 1.0000 Dilution Factor : 1.00

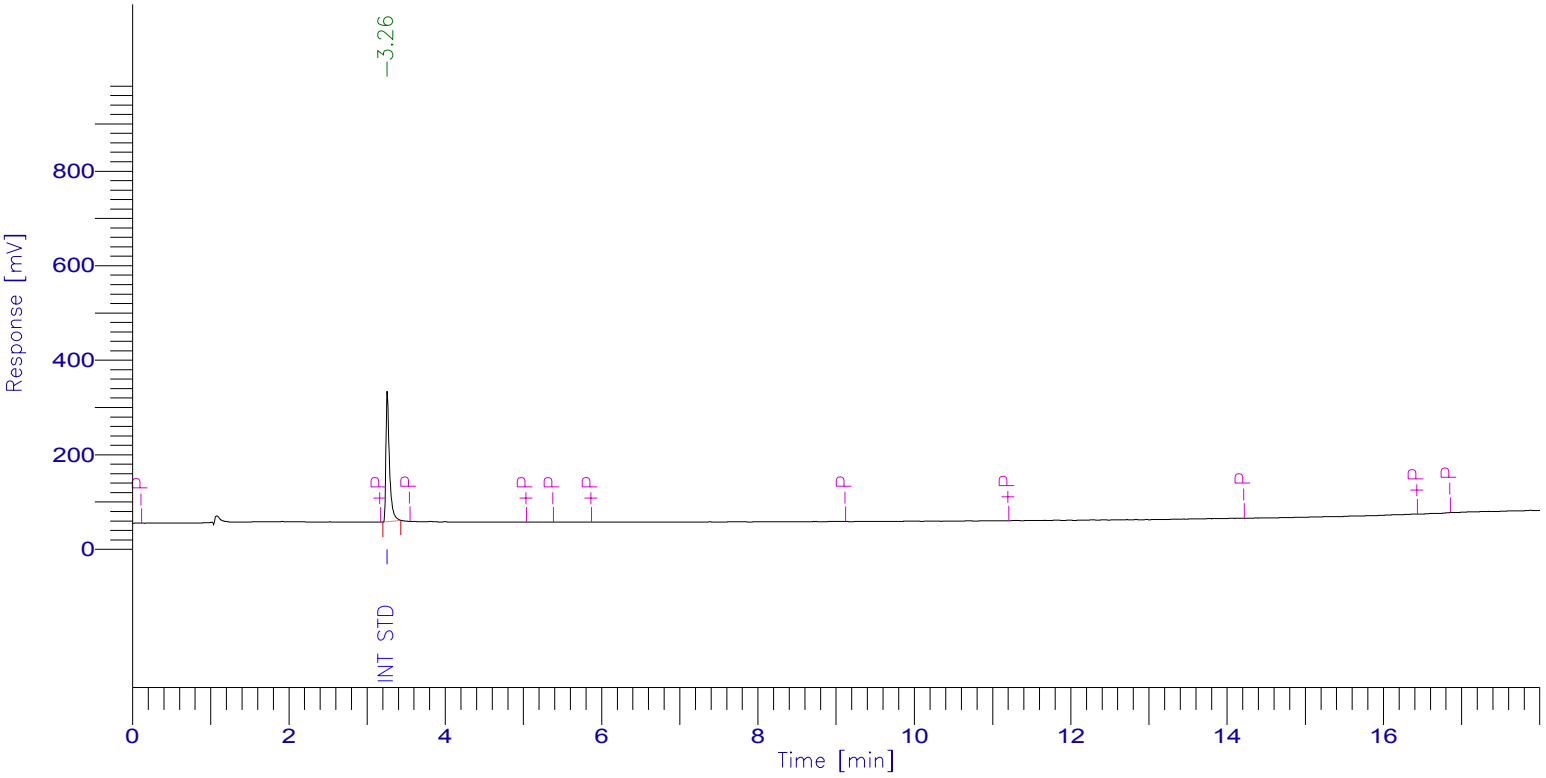

PCB Report

Time [min]	Component Name	Raw Amount	Area [µV·s]	Surrogate SM/WM	Surrogate QC / SL	Spike Rec Soils (%)	Spike Rec Water (%)
3.260	Int Std	100.0000	871787.61	250.0000	100.0000	40.0000	20.0000
5.176	TCMX SURR	0.0000	0.00	0.0000	0.0000	0.0000	0.0000
6.345	1016-1	0.0000	0.00	0.0000	0.0000	0.0000	0.0000
7.165	1016-2	0.0000	0.00	0.0000	0.0000	0.0000	0.0000
8.309	1016-3	0.0000	0.00	0.0000	0.0000	0.0000	0.0000
8.577	1016-4	0.0000	0.00	0.0000	0.0000	0.0000	0.0000
8.724	1016-5	0.0000	0.00	0.0000	0.0000	0.0000	0.0000
11.592	1260-1	0.0000	0.00	0.0000	0.0000	0.0000	0.0000
11.950	1260-2	0.0000	0.00	0.0000	0.0000	0.0000	0.0000
12.761	1260-3	0.0000	0.00	0.0000	0.0000	0.0000	0.0000
12.866	1260-4	0.0000	0.00	0.0000	0.0000	0.0000	0.0000
13.327	1260-5	0.0000	0.00	0.0000	0.0000	0.0000	0.0000
16.573	DCBP SURR	0.0000	0.00	0.0000	0.0000	0.0000	0.0000
		100.0000	871787.61				

7D
PCB CALIBRATION VERIFICATION SUMMARY
Primary

Lab Name: Phoenix Environmental Client: NETC

Lab Code: Phoenix Case No.: SAS No.: SDG No.: GBY06958

GC Col A: RTX-440 ID: 0.53 (mm) Init. Calib. Date(s): 03/15/17 03/15/17

EPA Sample No.(PIBLK): Date Analyzed:

LAB Sample ID (PIBLK): Time Analyzed:

EPA Sample No.(PEM): MIX 600;11S Date Analyzed: 04/27/17

LAB Sample ID (PEM): MIX 600;11S - 427A003 Time Analyzed: 6:35

Instrument: ECD1 File: 427A003

COMPOUND	RT	RT WINDOW FROM	RT WINDOW TO	RAW AMOUNT ppb	NOM AMOUNT ppb	% D		CF
Aroclor 1016-1	5.89	5.87	5.97	538	600	10		0.037
Aroclor 1016-2	7.03	7.01	7.11	530	600	12		0.052
Aroclor 1016-3	7.68	7.66	7.76	444	600	26	*	0.150
Aroclor 1016-4	7.99	7.97	8.07	602	600	0		0.045
Aroclor 1016-5	8.66	8.65	8.75	474	600	21	*	0.042
Aroclor 1260-1	11.05	11.02	11.16	567	600	6		0.076
Aroclor 1260-2	12.15	12.11	12.25	590	600	2		0.109
Aroclor 1260-3	12.35	12.32	12.46	659	600	10		0.065
Aroclor 1260-4	12.46	12.43	12.57	772	600	29	*	0.037
Aroclor 1260-5	12.75	12.73	12.87	700	600	17		0.062

QC LIMITS:
%D must be less than or equal to 20% (*) Criteria exceeded. CF=Calibration/Response Factor

FORM VII PCB

7D
PCB CALIBRATION VERIFICATION SUMMARY
Confirmation

Lab Name: Phoenix Environmental Client: NETC

Lab Code: Phoenix Case No.: SAS No.: SDG No.: GBY06958

GC Col B: Rxi-Sil MS ID: 0.32 (mm) Init. Calib. Date(s): 03/15/17 03/15/17

EPA Sample No.(PIBLK): Date Analyzed:

LAB Sample ID (PIBLK): Time Analyzed:

EPA Sample No.(PEM): MIX 600;11S Date Analyzed: 04/27/17

LAB Sample ID (PEM): MIX 600;11S - 427B003 Time Analyzed: 6:35

Instrument: ECD1 File: 427B003

COMPOUND	RT	RT WINDOW FROM	RT WINDOW TO	RAW AMOUNT ppb	NOM AMOUNT ppb	% D		CF
Aroclor 1016-1	6.34	6.33	6.43	537	600	11		0.039
Aroclor 1016-2	7.15	7.15	7.25	556	600	7		0.079
Aroclor 1016-3	8.31	8.30	8.40	527	600	12		0.063
Aroclor 1016-4	8.58	8.57	8.67	341	600	43	*	0.037
Aroclor 1016-5	8.72	8.72	8.82	591	600	2		0.033
Aroclor 1260-1	11.57	11.54	11.68	568	600	5		0.079
Aroclor 1260-2	11.94	11.90	12.04	594	600	1		0.082
Aroclor 1260-3	12.74	12.71	12.85	659	600	10		0.071
Aroclor 1260-4	12.85	12.82	12.96	657	600	10		0.042
Aroclor 1260-5	13.31	13.28	13.42	627	600	5		0.073

QC LIMITS:
%D must be less than or equal to 20% (*) Criteria exceeded. CF=Calibration/Response Factor

FORM VII PCB

Client Id: Continuing Calibration

Software Version: 4.1<1L22>
Date: 4/27/2017 07:16 AM
Sample Name : MIX 600;11S
Data File : E:\TC2017\ECD1\04-APR\427A003.RAW Date: 4/27/2017 06:35 AM
Sequence File: E:\TC2017\ECD1\04-APR\PCBSEQ.SEQ Cycle: 716 Channel : A
Instrument : AUTO_ECD1 Rack/Vial: 0/2 Operator:
Sample Amount : 1.0000 Dilution Factor : 1.00

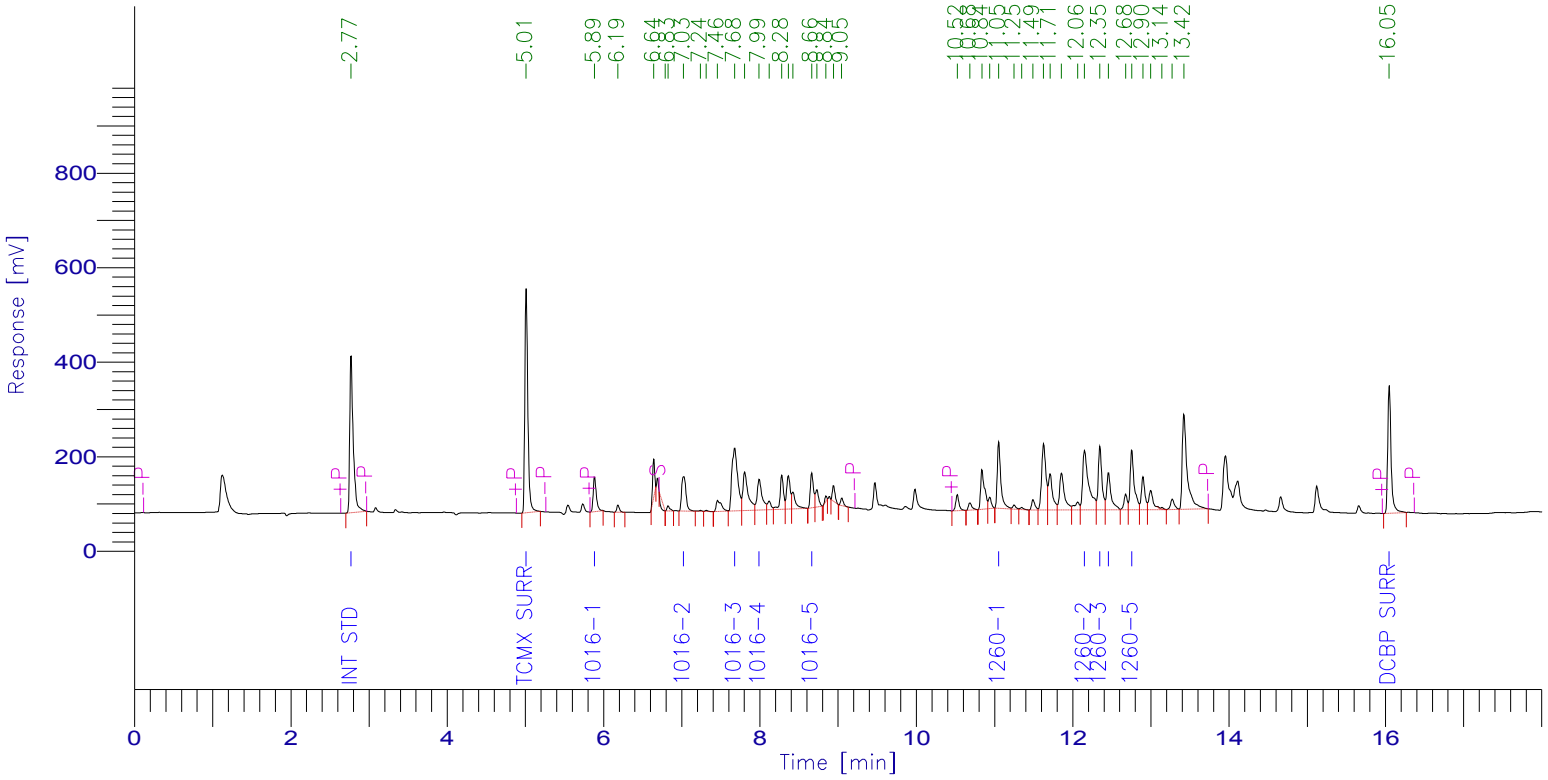

PCB Report

Time [min]	Component Name	Raw Amount	Area [µV·s]	Surrogate SM/WM	Surrogate QC / SL	Spike Rec Soils (%)	Spike Rec Water (%)
2.771	Int Std	100.0000	1040876.70	250.0000	100.0000	40.0000	20.0000
5.011	TCMX SURR	77.6310	1250658.28	194.0775	77.6310	31.0524	15.5262
5.885	1016-1	538.4682	204994.81	1346.1705	538.4682	215.3873	107.6936
7.025	1016-2	530.4609	287711.48	1326.1523	530.4609	212.1844	106.0922
7.678	1016-3	444.0280	691042.27	1110.0699	444.0280	177.6112	88.8056
7.990	1016-4	601.7666	282666.76	1504.4165	601.7666	240.7066	120.3533
8.662	1016-5	474.2783	208489.33	1185.6959	474.2783	189.7113	94.8557
11.053	1260-1	567.1035	446833.23	1417.7588	567.1035	226.8414	113.4207
12.151	1260-2	590.2542	668080.07	1475.6355	590.2542	236.1017	118.0508
12.346	1260-3	658.8539	444169.28	1647.1349	658.8539	263.5416	131.7708
12.456	1260-4	772.1595	298026.60	1930.3987	772.1595	308.8638	154.4319
12.754	1260-5	700.4480	448430.95	1751.1200	700.4480	280.1792	140.0896
16.046	DCBP SURR	77.0552	805870.12	192.6379	77.0552	30.8221	15.4110
		6132.5074	7077849.89				

Client Id: Continuing Calibration

Software Version: 4.1<1L22>
Date: 4/27/2017 07:17 AM
Sample Name : MIX 600;11S
Data File : E:\TC2017\ECD1\04-APR\427B003.RAW Date: 4/27/2017 06:35 AM
Sequence File: E:\TC2017\ECD1\04-APR\PCBSEQ.SEQ Cycle: 716 Channel : B
Instrument : AUTO_ECD1 Rack/Vial: 0/2 Operator:
Sample Amount : 1.0000 Dilution Factor : 1.00

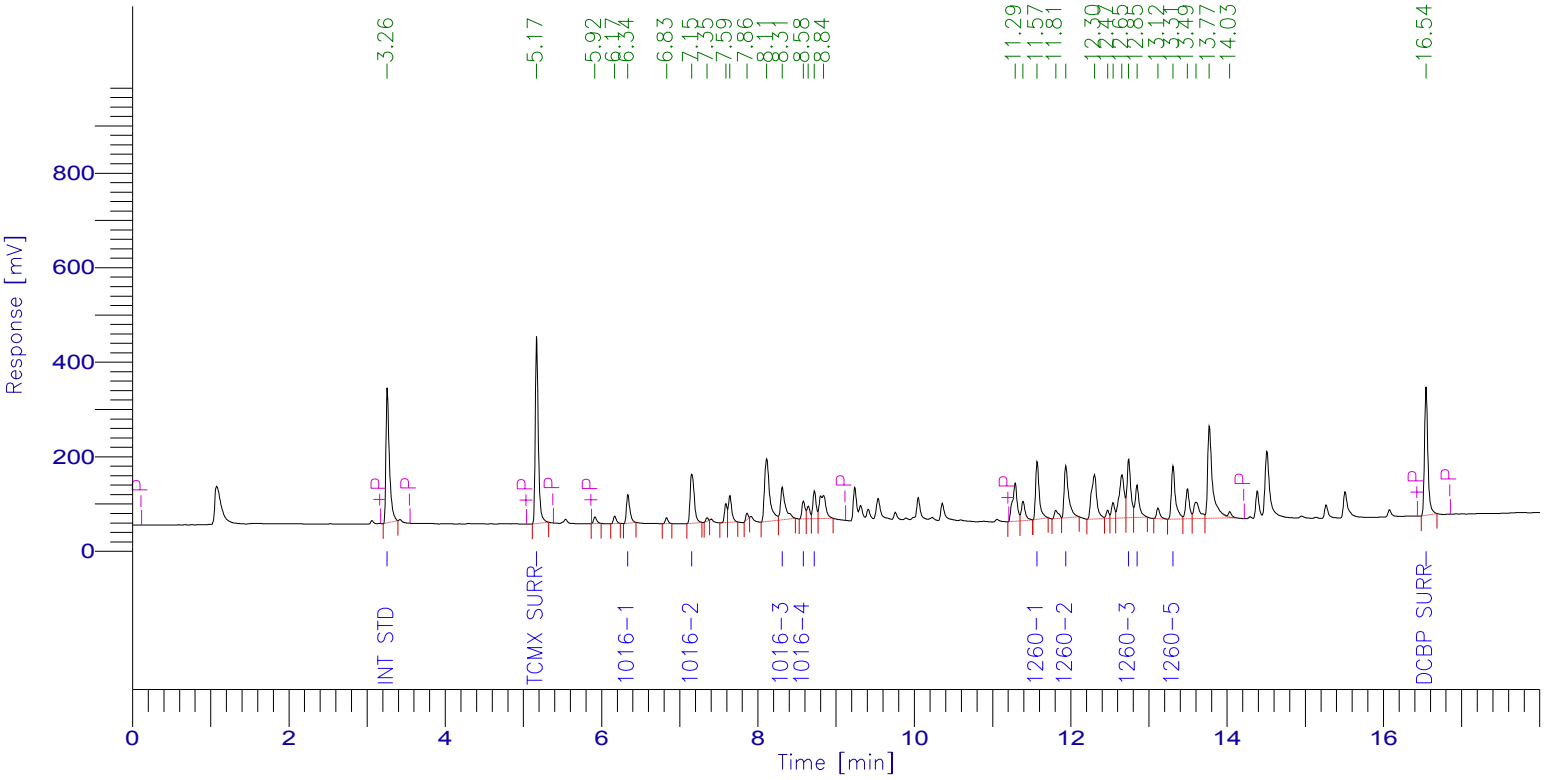

PCB Report

Time [min]	Component Name	Raw Amount	Area [µV·s]	Surrogate SM/WM	Surrogate QC / SL	Spike Rec Soils (%)	Spike Rec Water (%)
3.260	Int Std	100.0000	881995.25	250.0000	100.0000	40.0000	20.0000
5.170	TCMX SURR	78.5232	1076965.82	196.3081	78.5232	31.4093	15.7046
6.337	1016-1	536.6648	184373.25	1341.6621	536.6648	214.6659	107.3330
7.154	1016-2	556.1417	385518.52	1390.3544	556.1417	222.4567	111.2283
8.311	1016-3	527.3253	293884.80	1318.3132	527.3253	210.9301	105.4651
8.581	1016-4	340.5085	110719.56	851.2712	340.5085	136.2034	68.1017
8.722	1016-5	591.4761	172144.87	1478.6901	591.4761	236.5904	118.2952
11.570	1260-1	567.6631	395361.07	1419.1576	567.6631	227.0652	113.5326
11.936	1260-2	593.5088	431412.11	1483.7721	593.5088	237.4035	118.7018
12.740	1260-3	658.5732	413400.96	1646.4330	658.5732	263.4293	131.7146
12.847	1260-4	656.9705	241205.55	1642.4262	656.9705	262.7882	131.3941
13.307	1260-5	627.3298	402976.81	1568.3244	627.3298	250.9319	125.4660
16.543	DCBP SURR	85.5284	816430.13	213.8210	85.5284	34.2114	17.1057
		5920.2133	5806388.70				

7D
PCB CALIBRATION VERIFICATION SUMMARY
Primary

Lab Name: Phoenix Environmental Client: NETC

Lab Code: Phoenix Case No.: SAS No.: SDG No.: GBY06958

GC Col A: RTX-440 ID: 0.53 (mm) Init. Calib. Date(s): 03/15/17 03/15/17

EPA Sample No.(PIBLK): HEX Date Analyzed: 04/27/17

LAB Sample ID (PIBLK): HEX - 427A012 Time Analyzed: 13:44

EPA Sample No.(PEM): Date Analyzed:

LAB Sample ID (PEM): Time Analyzed:

Instrument: ECD1 File: 427A012

COMPOUND	RT	RT WINDOW FROM	RT WINDOW TO	CALC AMOUNT ppb	NOM AMOUNT ppb	% D		CF
Aroclor 1016-1		5.87	5.97	33U				
Aroclor 1016-2		7.01	7.11	33U				
Aroclor 1016-3		7.66	7.76	33U				
Aroclor 1016-4		7.97	8.07	33U				
Aroclor 1016-5		8.65	8.75	33U				
Aroclor 1260-1		11.02	11.16	33U				
Aroclor 1260-2		12.11	12.25	33U				
Aroclor 1260-3		12.32	12.46	33U				
Aroclor 1260-4		12.43	12.57	33U				
Aroclor 1260-5		12.73	12.87	33U				

QC LIMITS:
%D must be less than or equal to 20% (*) Criteria exceeded. CF=Calibration/Response Factor
Both channels need to have the compound detected for a concentration to be reported on either channel.

FORM VII PCB

7D
PCB CALIBRATION VERIFICATION SUMMARY
Confirmation

Lab Name: Phoenix Environmental Client: NETC

Lab Code: Phoenix Case No.: SAS No.: SDG No.: GBY06958

GC Col B: Rxi-Sil MS ID: 0.32 (mm) Init. Calib. Date(s): 03/15/17 03/15/17

EPA Sample No.(PIBLK): HEX Date Analyzed: 04/27/17

LAB Sample ID (PIBLK): HEX - 427B012 Time Analyzed: 13:44

EPA Sample No.(PEM): Date Analyzed:

LAB Sample ID (PEM): Time Analyzed:

Instrument: ECD1 File: 427B012

COMPOUND	RT	RT WINDOW FROM	RT WINDOW TO	CALC AMOUNT ppb	NOM AMOUNT ppb	% D		CF
Aroclor 1016-1		6.33	6.43	33U				
Aroclor 1016-2		7.15	7.25	33U				
Aroclor 1016-3		8.30	8.40	33U				
Aroclor 1016-4		8.57	8.67	33U				
Aroclor 1016-5		8.72	8.82	33U				
Aroclor 1260-1		11.54	11.68	33U				
Aroclor 1260-2		11.90	12.04	33U				
Aroclor 1260-3		12.71	12.85	33U				
Aroclor 1260-4		12.82	12.96	33U				
Aroclor 1260-5		13.28	13.42	33U				

QC LIMITS:
%D must be less than or equal to 20% (*) Criteria exceeded. CF=Calibration/Response Factor
Both channels need to have the compound detected for a concentration to be reported on either channel.

FORM VII PCB

Client Id: Continuing Blank

Software Version: 4.1<1L22>
Date: 4/27/2017 03:37 PM
Sample Name : HEX
Data File : E:\TC2017\ECD1\04-APR\427A012.RAW Date: 4/27/2017 01:44 PM
Sequence File: E:\TC2017\ECD1\04-APR\PCBSEQ.SEQ Cycle: 725 Channel : A
Instrument : AUTO_ECD1 Rack/Vial: 0/1 Operator:
Sample Amount : 1.0000 Dilution Factor : 1.00

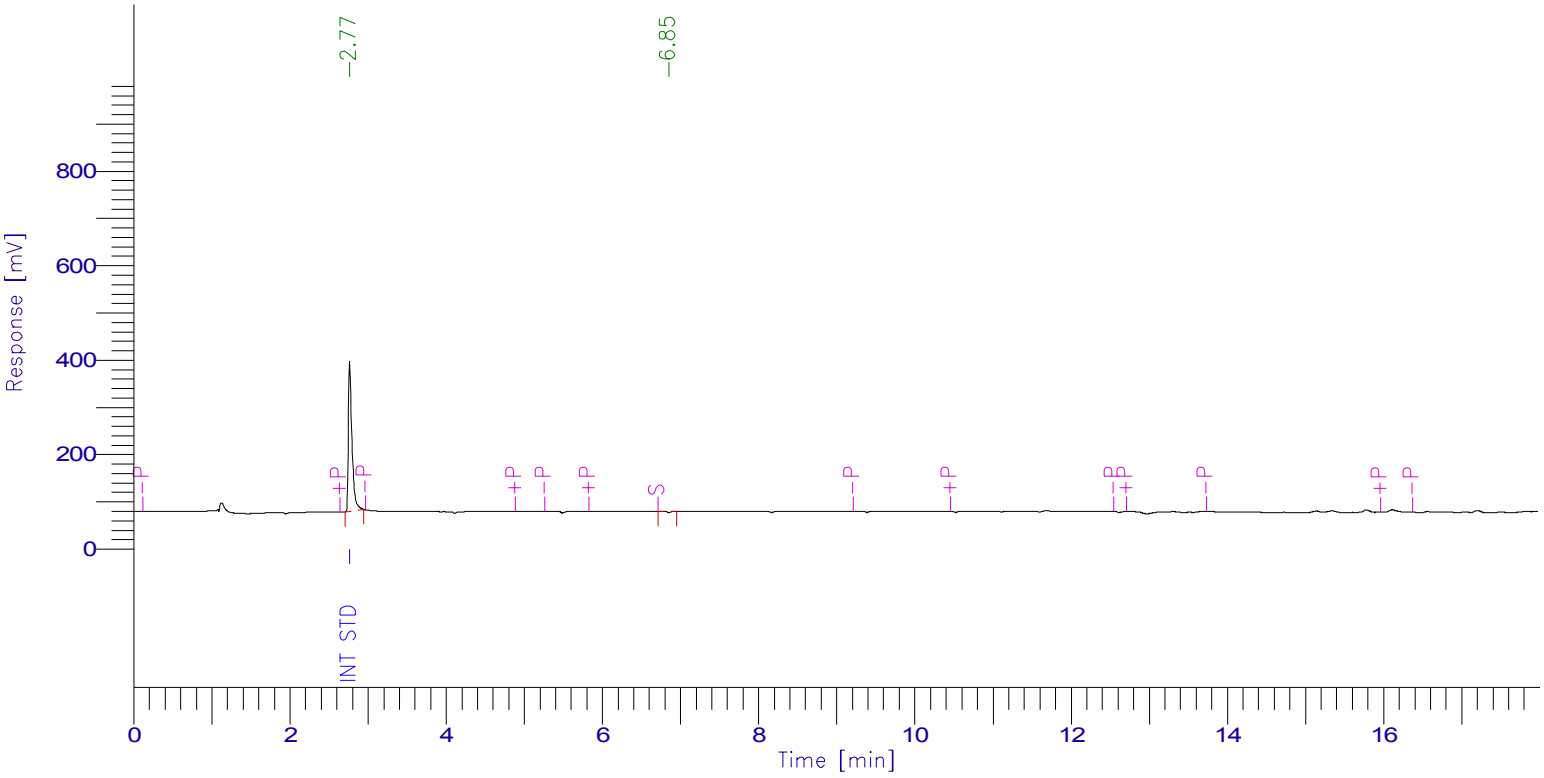

PCB Report

Time [min]	Component Name	Raw Amount	Area [µV·s]	Surrogate SM/WM	Surrogate QC / SL	Spike Rec Soils (%)	Spike Rec Water (%)
2.765	Int Std	100.0000	1005389.31	250.0000	100.0000	40.0000	20.0000
5.006	TCMX SURR	0.0000	0.00	0.0000	0.0000	0.0000	0.0000
5.877	1016-1	0.0000	0.00	0.0000	0.0000	0.0000	0.0000
7.014	1016-2	0.0000	0.00	0.0000	0.0000	0.0000	0.0000
7.656	1016-3	0.0000	0.00	0.0000	0.0000	0.0000	0.0000
7.969	1016-4	0.0000	0.00	0.0000	0.0000	0.0000	0.0000
8.640	1016-5	0.0000	0.00	0.0000	0.0000	0.0000	0.0000
11.037	1260-1	0.0000	0.00	0.0000	0.0000	0.0000	0.0000
12.115	1260-2	0.0000	0.00	0.0000	0.0000	0.0000	0.0000
12.324	1260-3	0.0000	0.00	0.0000	0.0000	0.0000	0.0000
12.433	1260-4	0.0000	0.00	0.0000	0.0000	0.0000	0.0000
12.729	1260-5	0.0000	0.00	0.0000	0.0000	0.0000	0.0000
16.020	DCBP SURR	0.0000	0.00	0.0000	0.0000	0.0000	0.0000
		100.0000	1005389.31				

Client Id: Continuing Blank

Software Version: 4.1<1L22>
Date: 4/27/2017 03:38 PM
Sample Name : HEX
Data File : E:\TC2017\ECD1\04-APR\427B012.RAW Date: 4/27/2017 01:44 PM
Sequence File: E:\TC2017\ECD1\04-APR\PCBSEQ.SEQ Cycle: 725 Channel : B
Instrument : AUTO_ECD1 Rack/Vial: 0/1 Operator:
Sample Amount : 1.0000 Dilution Factor : 1.00

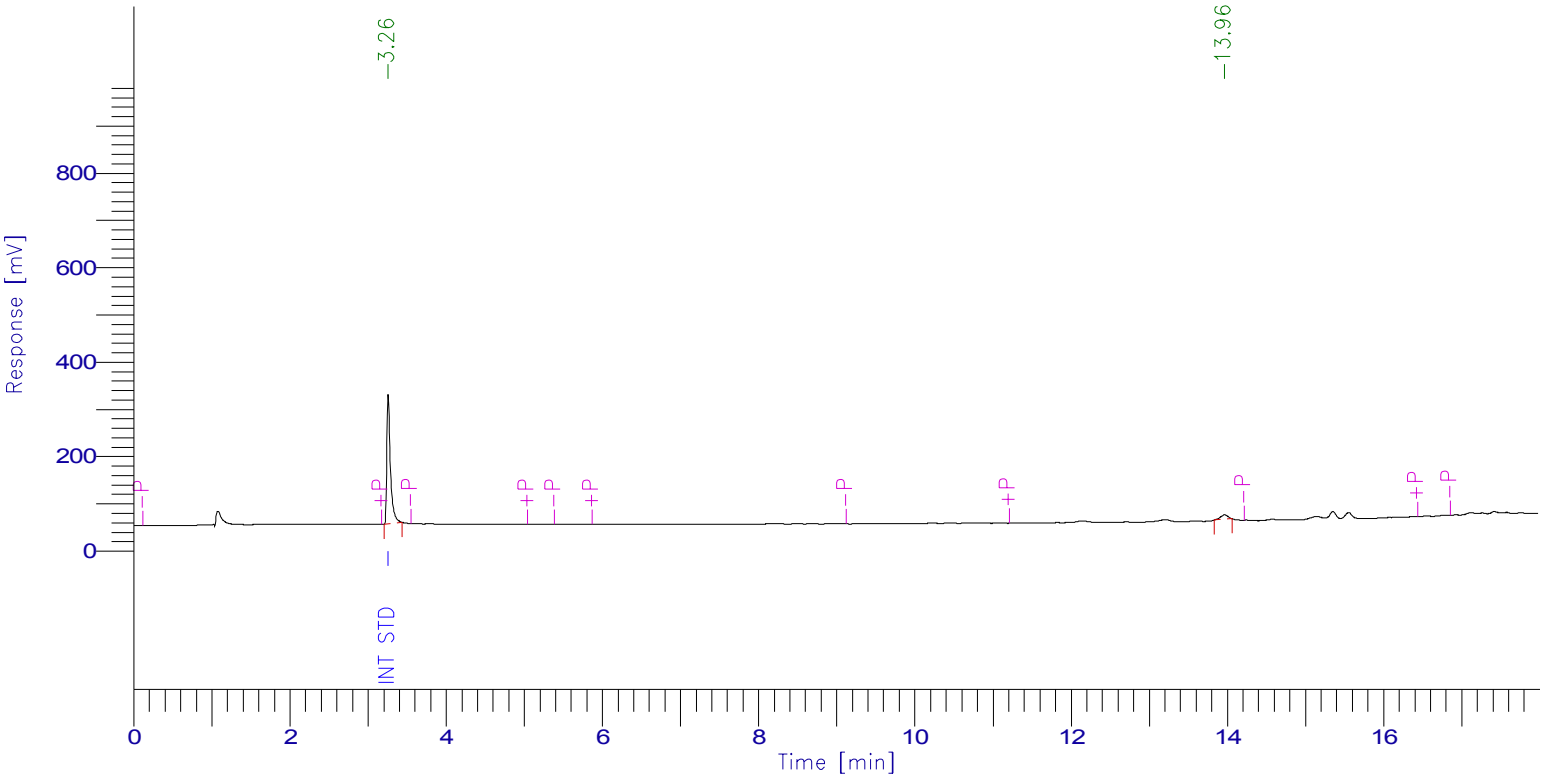

PCB Report

Time [min]	Component Name	Raw Amount	Area [µV·s]	Surrogate SM/WM	Surrogate QC / SL	Spike Rec Soils (%)	Spike Rec Water (%)
3.257	Int Std	100.0000	885326.60	250.0000	100.0000	40.0000	20.0000
5.176	TCMX SURR	0.0000	0.00	0.0000	0.0000	0.0000	0.0000
6.345	1016-1	0.0000	0.00	0.0000	0.0000	0.0000	0.0000
7.165	1016-2	0.0000	0.00	0.0000	0.0000	0.0000	0.0000
8.309	1016-3	0.0000	0.00	0.0000	0.0000	0.0000	0.0000
8.577	1016-4	0.0000	0.00	0.0000	0.0000	0.0000	0.0000
8.724	1016-5	0.0000	0.00	0.0000	0.0000	0.0000	0.0000
11.592	1260-1	0.0000	0.00	0.0000	0.0000	0.0000	0.0000
11.950	1260-2	0.0000	0.00	0.0000	0.0000	0.0000	0.0000
12.761	1260-3	0.0000	0.00	0.0000	0.0000	0.0000	0.0000
12.866	1260-4	0.0000	0.00	0.0000	0.0000	0.0000	0.0000
13.327	1260-5	0.0000	0.00	0.0000	0.0000	0.0000	0.0000
16.573	DCBP SURR	0.0000	0.00	0.0000	0.0000	0.0000	0.0000
		100.0000	885326.60				

7D
PCB CALIBRATION VERIFICATION SUMMARY
Primary

Lab Name: Phoenix Environmental Client: NETC

Lab Code: Phoenix Case No.: SAS No.: SDG No.: GBY06958

GC Col A: ID: 0.53 (mm) Init. Calib. Date(s): 03/15/17 03/15/17

EPA Sample No.(PIBLK): Date Analyzed:

LAB Sample ID (PIBLK): Time Analyzed:

EPA Sample No.(PEM): MIX 600;12N Date Analyzed: 04/27/17

LAB Sample ID (PEM): MIX 600;12N - 427A025 Time Analyzed: 18:34

Instrument: ECD1 File: 427A025

COMPOUND	RT	RT WINDOW FROM	RT WINDOW TO	RAW AMOUNT ppb	NOM AMOUNT ppb	% D		CF
Aroclor 1016-1	5.88	5.87	5.97	550	600	8		0.037
Aroclor 1016-2	7.03	7.01	7.11	536	600	11		0.052
Aroclor 1016-3	7.68	7.66	7.76	453	600	25	*	0.150
Aroclor 1016-4	7.99	7.97	8.07	649	600	8		0.045
Aroclor 1016-5	8.66	8.65	8.75	485	600	19		0.042
Aroclor 1260-1	11.05	11.02	11.16	525	600	13		0.076
Aroclor 1260-2	12.15	12.11	12.25	528	600	12		0.109
Aroclor 1260-3	12.35	12.32	12.46	584	600	3		0.065
Aroclor 1260-4	12.46	12.43	12.57	505	600	16		0.037
Aroclor 1260-5	12.75	12.73	12.87	496	600	17		0.062

QC LIMITS:
%D must be less than or equal to 20% (*) Criteria exceeded. CF=Calibration/Response Factor

FORM VII PCB

7D
PCB CALIBRATION VERIFICATION SUMMARY
Confirmation

Lab Name: Phoenix Environmental Client: NETC

Lab Code: Phoenix Case No.: SAS No.: SDG No.: GBY06958

GC Col B: ID: (mm) Init. Calib. Date(s): 03/15/17 03/15/17

EPA Sample No.(PIBLK): Date Analyzed:

LAB Sample ID (PIBLK): Time Analyzed:

EPA Sample No.(PEM): MIX 600;12N Date Analyzed: 04/27/17

LAB Sample ID (PEM): MIX 600;12N - 427B025 Time Analyzed: 18:34

Instrument: ECD1 File: 427B025

COMPOUND	RT	RT WINDOW FROM	RT WINDOW TO	RAW AMOUNT ppb	NOM AMOUNT ppb	% D		CF
Aroclor 1016-1	6.34	6.33	6.43	546	600	9		0.039
Aroclor 1016-2	7.15	7.15	7.25	563	600	6		0.079
Aroclor 1016-3	8.31	8.30	8.40	537	600	11		0.063
Aroclor 1016-4	8.58	8.57	8.67	327	600	46	*	0.037
Aroclor 1016-5	8.72	8.72	8.82	592	600	1		0.033
Aroclor 1260-1	11.57	11.54	11.68	550	600	8		0.079
Aroclor 1260-2	11.94	11.90	12.04	576	600	4		0.082
Aroclor 1260-3	12.74	12.71	12.85	636	600	6		0.071
Aroclor 1260-4	12.84	12.82	12.96	595	600	1		0.042
Aroclor 1260-5	13.30	13.28	13.42	632	600	5		0.073

QC LIMITS:
%D must be less than or equal to 20% (*) Criteria exceeded. CF=Calibration/Response Factor

FORM VII PCB

Client Id: Continuing Calibration

Software Version: 4.1<1L22>
Date: 4/27/2017 08:52 PM
Sample Name : MIX 600;12N
Data File : E:\TC2017\ECD1\04-APR\427A025.RAW Date: 4/27/2017 06:34 PM
Sequence File: E:\TC2017\ECD1\04-APR\PCBSEQ.SEQ Cycle: 738 Channel : A
Instrument : AUTO_ECD1 Rack/Vial: 0/21 Operator:
Sample Amount : 1.0000 Dilution Factor : 1.00

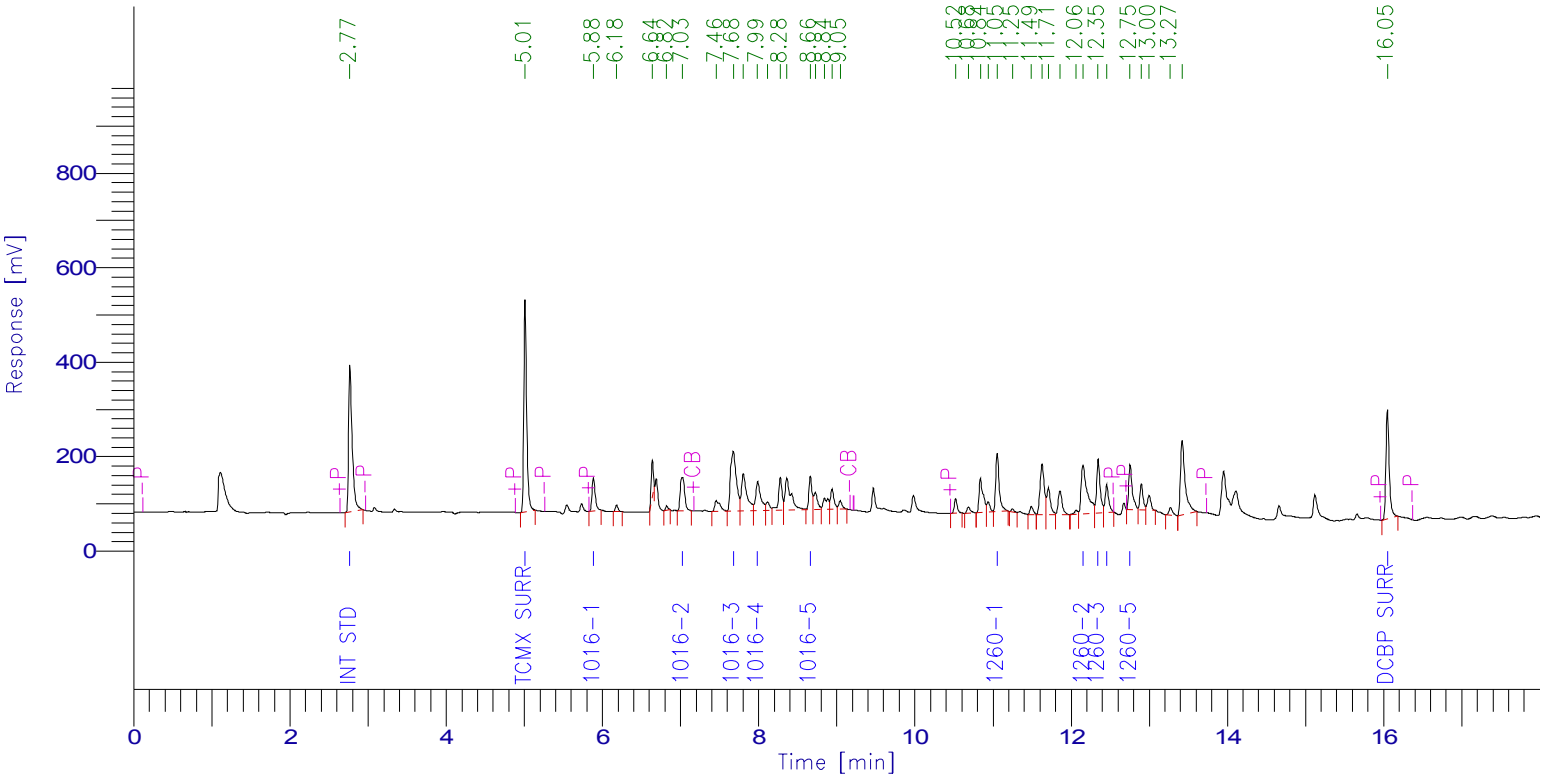

PCB Report

Time [min]	Component Name	Raw Amount	Area [µV·s]	Surrogate SM/WM	Surrogate QC / SL	Spike Rec Soils (%)	Spike Rec Water (%)
2.768	Int Std	100.0000	973941.74	250.0000	100.0000	40.0000	20.0000
5.010	TCMX SURR	77.5024	1168295.34	193.7561	77.5024	31.0010	15.5005
5.884	1016-1	549.6017	195778.29	1374.0042	549.6017	219.8407	109.9203
7.025	1016-2	535.6518	271844.19	1339.1295	535.6518	214.2607	107.1304
7.676	1016-3	453.1246	659850.58	1132.8115	453.1246	181.2498	90.6249
7.988	1016-4	649.4803	285460.72	1623.7008	649.4803	259.7921	129.8961
8.660	1016-5	484.6348	199342.01	1211.5871	484.6348	193.8539	96.9270
11.052	1260-1	524.9747	387039.43	1312.4368	524.9747	209.9899	104.9949
12.152	1260-2	527.6051	558768.77	1319.0128	527.6051	211.0421	105.5210
12.345	1260-3	584.3670	368619.88	1460.9175	584.3670	233.7468	116.8734
12.455	1260-4	504.7584	182291.01	1261.8959	504.7584	201.9033	100.9517
12.753	1260-5	495.7498	296972.28	1239.3745	495.7498	198.2999	99.1500
16.047	DCBP SURR	68.9834	675058.62	172.4585	68.9834	27.5934	13.7967
		5556.4341	6223262.85				

Client Id: Continuing Calibration

Software Version: 4.1<1L22>
Date: 4/27/2017 08:54 PM
Sample Name : MIX 600;12N
Data File : E:\TC2017\ECD1\04-APR\427B025.RAW Date: 4/27/2017 06:34 PM
Sequence File: E:\TC2017\ECD1\04-APR\PCBSEQ.SEQ Cycle: 738 Channel : B
Instrument : AUTO_ECD1 Rack/Vial: 0/21 Operator:
Sample Amount : 1.0000 Dilution Factor : 1.00

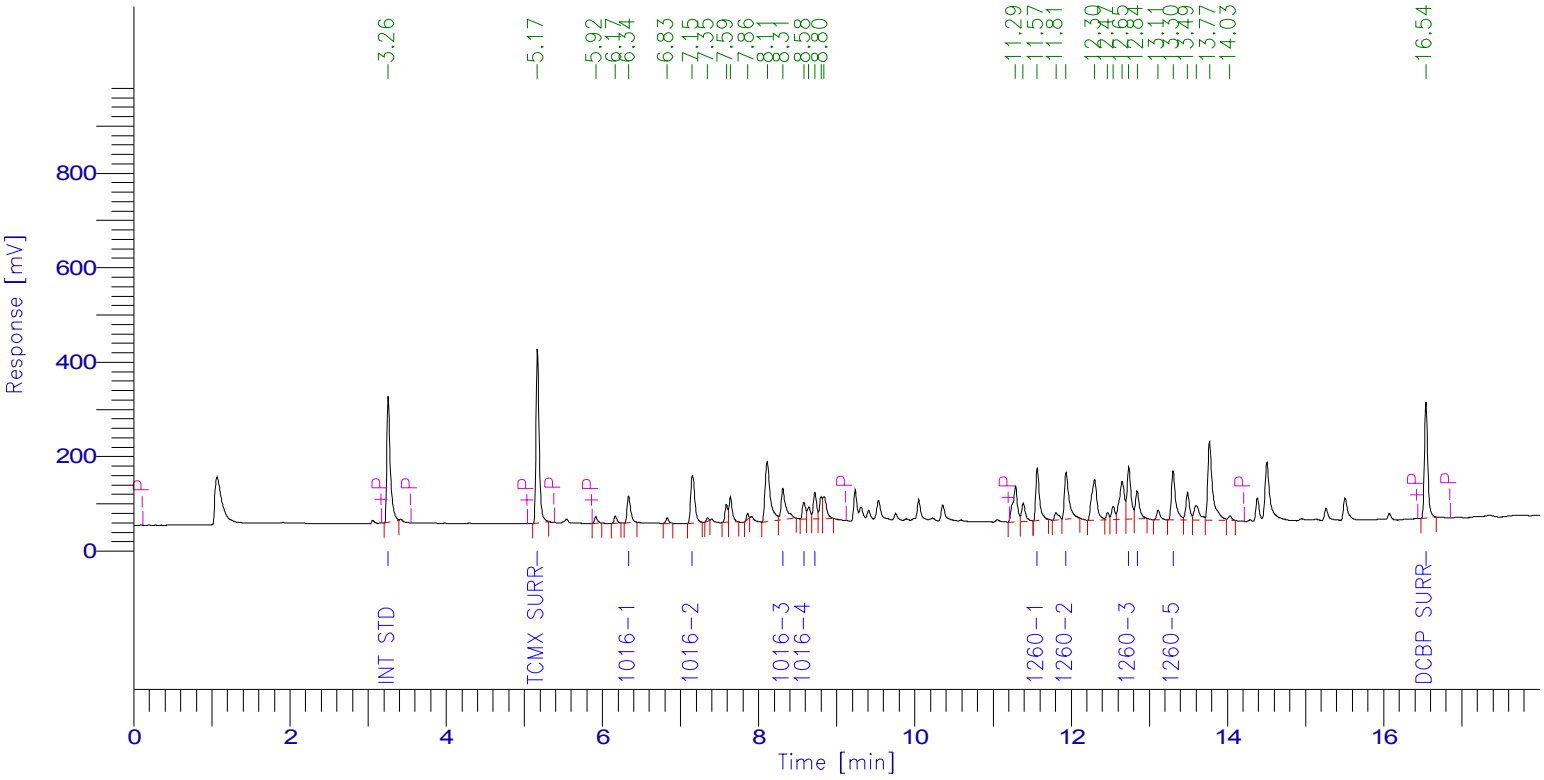

PCB Report

Time [min]	Component Name	Raw Amount	Area [µV·s]	Surrogate SM/WM	Surrogate QC / SL	Spike Rec Soils (%)	Spike Rec Water (%)
3.257	Int Std	100.0000	834659.89	250.0000	100.0000	40.0000	20.0000
5.168	TCMX SURR	77.8753	1010757.72	194.6884	77.8753	31.1501	15.5751
6.335	1016-1	546.3966	177642.17	1365.9915	546.3966	218.5586	109.2793
7.151	1016-2	563.2532	369493.44	1408.1331	563.2532	225.3013	112.6506
8.308	1016-3	537.3682	283409.10	1343.4205	537.3682	214.9473	107.4736
8.579	1016-4	327.1110	100654.88	817.7775	327.1110	130.8444	65.4222
8.719	1016-5	592.1017	163078.43	1480.2542	592.1017	236.8407	118.4203
11.567	1260-1	550.0687	362546.32	1375.1717	550.0687	220.0275	110.0137
11.935	1260-2	576.3044	396424.41	1440.7610	576.3044	230.5218	115.2609
12.737	1260-3	636.4909	378096.74	1591.2273	636.4909	254.5964	127.2982
12.844	1260-4	595.1488	206780.83	1487.8719	595.1488	238.0595	119.0298
13.304	1260-5	632.0322	384208.22	1580.0805	632.0322	252.8129	126.4064
16.540	DCBP SURR	79.1555	715044.83	197.8888	79.1555	31.6622	15.8311
		5813.3066	5382797.00				

7D
PCB CALIBRATION VERIFICATION SUMMARY
Primary

Lab Name: Phoenix Environmental Client: NETC

Lab Code: Phoenix Case No.: SAS No.: SDG No.: GBY06958

GC Col A: RTX-440 ID: 0.53 (mm) Init. Calib. Date(s): 03/15/17 03/15/17

EPA Sample No.(PIBLK): hex Date Analyzed: 05/01/17

LAB Sample ID (PIBLK): hex - 501A014 Time Analyzed: 12:25

EPA Sample No.(PEM): Date Analyzed:

LAB Sample ID (PEM): Time Analyzed:

Instrument: ECD1 File: 501A014

COMPOUND	RT	RT WINDOW FROM	RT WINDOW TO	CALC AMOUNT ppb	NOM AMOUNT ppb	% D		CF
Aroclor 1016-1		5.87	5.97	33U				
Aroclor 1016-2		7.01	7.11	33U				
Aroclor 1016-3		7.66	7.76	33U				
Aroclor 1016-4		7.97	8.07	33U				
Aroclor 1016-5		8.65	8.75	33U				
Aroclor 1260-1		11.02	11.16	33U				
Aroclor 1260-2		12.11	12.25	33U				
Aroclor 1260-3		12.32	12.46	33U				
Aroclor 1260-4		12.43	12.57	33U				
Aroclor 1260-5		12.73	12.87	33U				

QC LIMITS:
%D must be less than or equal to 20% (*) Criteria exceeded. CF=Calibration/Response Factor
Both channels need to have the compound detected for a concentration to be reported on either channel.

FORM VII PCB

7D
PCB CALIBRATION VERIFICATION SUMMARY
Confirmation

Lab Name: Phoenix Environmental Client: NETC

Lab Code: Phoenix Case No.: SAS No.: SDG No.: GBY06958

GC Col B: Rxi-Sil MS ID: 0.32 (mm) Init. Calib. Date(s): 03/15/17 03/15/17

EPA Sample No.(PIBLK): hex Date Analyzed: 05/01/17

LAB Sample ID (PIBLK): hex - 501B014 Time Analyzed: 12:25

EPA Sample No.(PEM): Date Analyzed:

LAB Sample ID (PEM): Time Analyzed:

Instrument: ECD1 File: 501B014

COMPOUND	RT	RT WINDOW FROM	RT WINDOW TO	CALC AMOUNT ppb	NOM AMOUNT ppb	% D		CF
Aroclor 1016-1		6.33	6.43	33U				
Aroclor 1016-2		7.15	7.25	33U				
Aroclor 1016-3		8.30	8.40	33U				
Aroclor 1016-4		8.57	8.67	33U				
Aroclor 1016-5		8.72	8.82	33U				
Aroclor 1260-1		11.54	11.68	33U				
Aroclor 1260-2		11.90	12.04	33U				
Aroclor 1260-3		12.71	12.85	33U				
Aroclor 1260-4		12.82	12.96	33U				
Aroclor 1260-5		13.28	13.42	33U				

QC LIMITS:
%D must be less than or equal to 20% (*) Criteria exceeded. CF=Calibration/Response Factor
Both channels need to have the compound detected for a concentration to be reported on either channel.

FORM VII PCB

Client Id: Continuing Blank

Software Version: 4.1<1L22>
Date: 5/1/2017 01:32 PM
Sample Name : hex
Data File : E:\TC2017\ECD1\05-MAY\501A014.RAW Date: 5/1/2017 12:25 PM
Sequence File: E:\TC2017\ECD1\05-MAY\PCBSEQ.SEQ Cycle: 14 Channel : A
Instrument : AUTO_ECD1 Rack/Vial: 0/1 Operator:
Sample Amount : 1.0000 Dilution Factor : 1.00

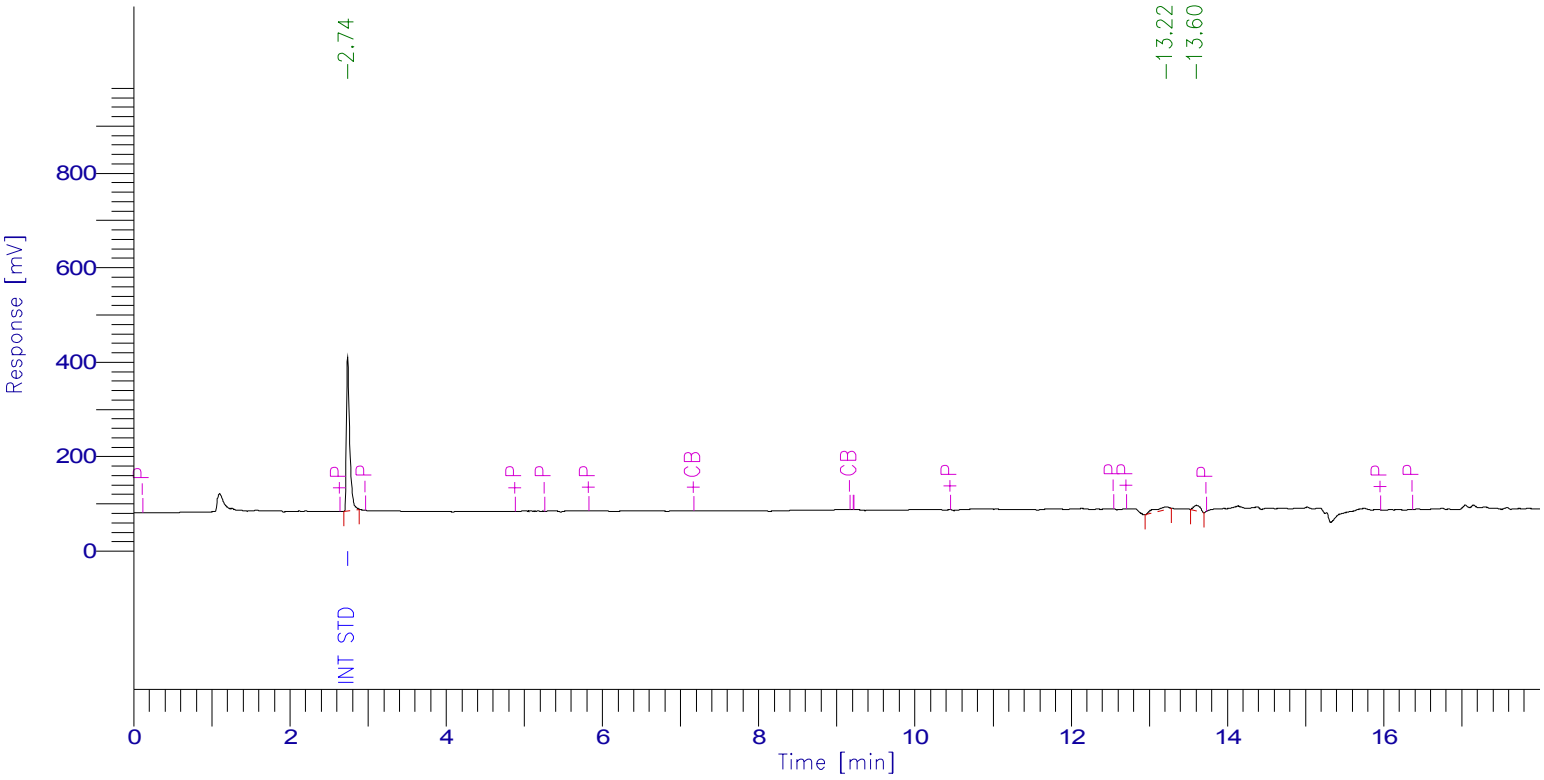

PCB Report

Time [min]	Component Name	Raw Amount	Area [µV·s]	Surrogate SM/WM	Surrogate QC / SL	Spike Rec Soils (%)	Spike Rec Water (%)
2.740	Int Std	100.0000	931044.12	250.0000	100.0000	40.0000	20.0000
5.006	TCMX SURR	0.0000	0.00	0.0000	0.0000	0.0000	0.0000
5.877	1016-1	0.0000	0.00	0.0000	0.0000	0.0000	0.0000
7.014	1016-2	0.0000	0.00	0.0000	0.0000	0.0000	0.0000
7.656	1016-3	0.0000	0.00	0.0000	0.0000	0.0000	0.0000
7.969	1016-4	0.0000	0.00	0.0000	0.0000	0.0000	0.0000
8.640	1016-5	0.0000	0.00	0.0000	0.0000	0.0000	0.0000
11.037	1260-1	0.0000	0.00	0.0000	0.0000	0.0000	0.0000
12.115	1260-2	0.0000	0.00	0.0000	0.0000	0.0000	0.0000
12.324	1260-3	0.0000	0.00	0.0000	0.0000	0.0000	0.0000
12.433	1260-4	0.0000	0.00	0.0000	0.0000	0.0000	0.0000
12.729	1260-5	0.0000	0.00	0.0000	0.0000	0.0000	0.0000
16.020	DCBP SURR	0.0000	0.00	0.0000	0.0000	0.0000	0.0000
		100.0000	931044.12				

Client Id: Continuing Blank

Software Version: 4.1<1L22>
Date: 5/1/2017 01:33 PM
Sample Name : hex
Data File : E:\TC2017\ECD1\05-MAY\501B014.RAW Date: 5/1/2017 12:25 PM
Sequence File: E:\TC2017\ECD1\05-MAY\PCBSEQ.SEQ Cycle: 14 Channel : B
Instrument : AUTO_ECD1 Rack/Vial: 0/1 Operator:
Sample Amount : 1.0000 Dilution Factor : 1.00

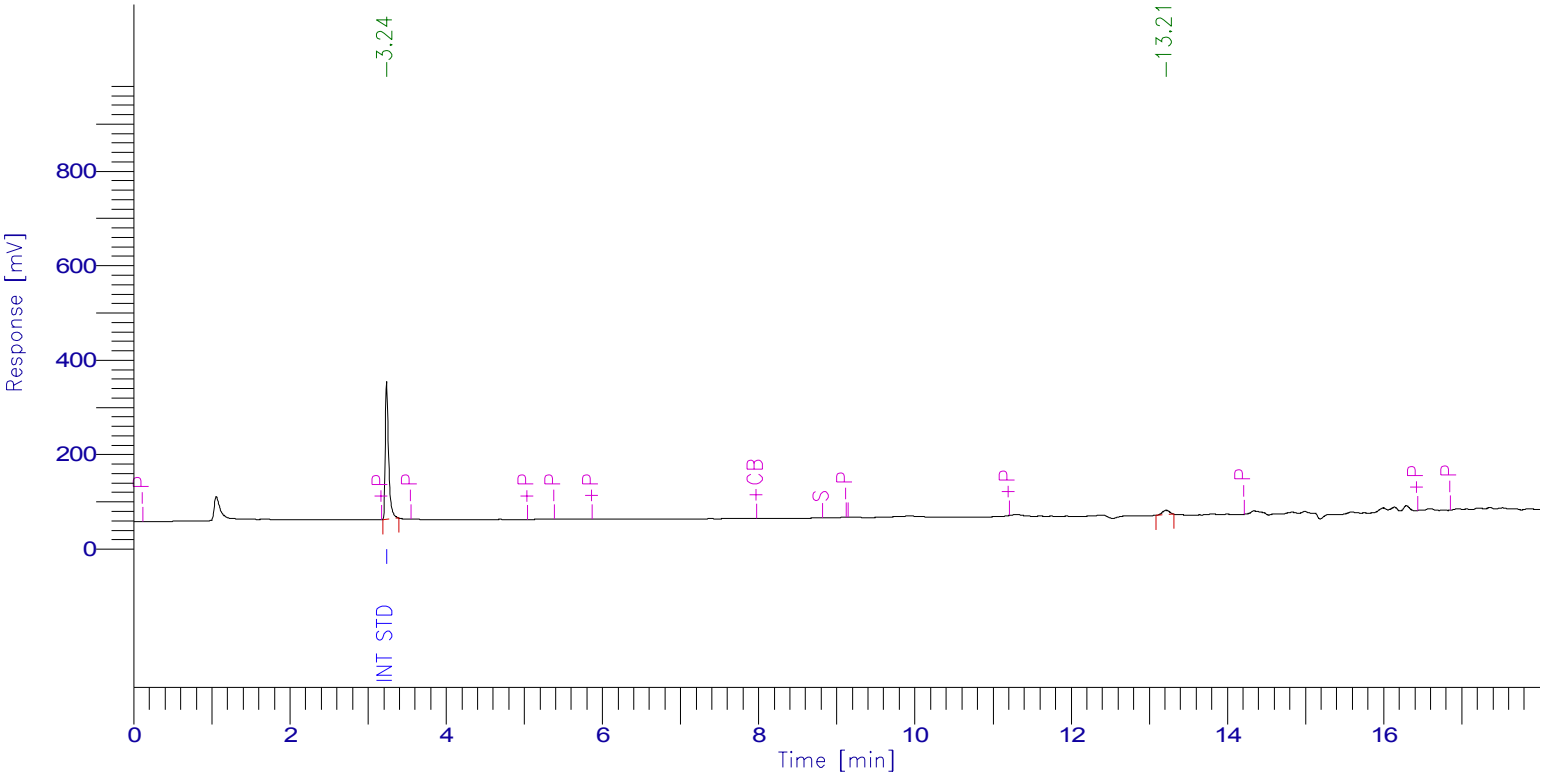

PCB Report

Time [min]	Component Name	Raw Amount	Area [µV·s]	Surrogate SM/WM	Surrogate QC / SL	Spike Rec Soils (%)	Spike Rec Water (%)
3.238	Int Std	100.0000	855351.30	250.0000	100.0000	40.0000	20.0000
5.176	TCMX SURR	0.0000	0.00	0.0000	0.0000	0.0000	0.0000
6.345	1016-1	0.0000	0.00	0.0000	0.0000	0.0000	0.0000
7.165	1016-2	0.0000	0.00	0.0000	0.0000	0.0000	0.0000
8.309	1016-3	0.0000	0.00	0.0000	0.0000	0.0000	0.0000
8.577	1016-4	0.0000	0.00	0.0000	0.0000	0.0000	0.0000
8.724	1016-5	0.0000	0.00	0.0000	0.0000	0.0000	0.0000
11.592	1260-1	0.0000	0.00	0.0000	0.0000	0.0000	0.0000
11.950	1260-2	0.0000	0.00	0.0000	0.0000	0.0000	0.0000
12.761	1260-3	0.0000	0.00	0.0000	0.0000	0.0000	0.0000
12.866	1260-4	0.0000	0.00	0.0000	0.0000	0.0000	0.0000
13.327	1260-5	0.0000	0.00	0.0000	0.0000	0.0000	0.0000
16.573	DCBP SURR	0.0000	0.00	0.0000	0.0000	0.0000	0.0000
		100.0000	855351.30				

7D
PCB CALIBRATION VERIFICATION SUMMARY
Primary

Lab Name: Phoenix Environmental Client: NETC

Lab Code: Phoenix Case No.: SAS No.: SDG No.: GBY06958

GC Col A: RTX-440 ID: 0.53 (mm) Init. Calib. Date(s): 03/15/17 03/15/17

EPA Sample No.(PIBLK): Date Analyzed:

LAB Sample ID (PIBLK): Time Analyzed:

EPA Sample No.(PEM): mix 600;12n Date Analyzed: 05/01/17

LAB Sample ID (PEM): mix 600;12n - 501A015 Time Analyzed: 12:47

Instrument: ECD1 File: 501A015

COMPOUND	RT	RT WINDOW FROM	RT WINDOW TO	RAW AMOUNT ppb	NOM AMOUNT ppb	% D		CF
Aroclor 1016-1	5.85	5.87	5.97	586	600	2		0.037
Aroclor 1016-2	7.00	7.01	7.11	562	600	6		0.052
Aroclor 1016-3	7.65	7.66	7.76	552	600	8		0.150
Aroclor 1016-4	7.96	7.97	8.07	669	600	12		0.045
Aroclor 1016-5	8.63	8.65	8.75	554	600	8		0.042
Aroclor 1260-1	11.03	11.02	11.16	601	600	0		0.076
Aroclor 1260-2	12.12	12.11	12.25	642	600	7		0.109
Aroclor 1260-3	12.32	12.32	12.46	651	600	9		0.065
Aroclor 1260-4	12.43	12.43	12.57	708	600	18		0.037
Aroclor 1260-5	12.73	12.73	12.87	606	600	1		0.062

QC LIMITS:
%D must be less than or equal to 20% (*) Criteria exceeded. CF=Calibration/Response Factor

FORM VII PCB

7D
PCB CALIBRATION VERIFICATION SUMMARY
Confirmation

Lab Name: Phoenix Environmental Client: NETC

Lab Code: Phoenix Case No.: SAS No.: SDG No.: GBY06958

GC Col B: Rxi-Sil MS ID: 0.32 (mm) Init. Calib. Date(s): 03/15/17 03/15/17

EPA Sample No.(PIBLK): Date Analyzed:

LAB Sample ID (PIBLK): Time Analyzed:

EPA Sample No.(PEM): mix 600;12n Date Analyzed: 05/01/17

LAB Sample ID (PEM): mix 600;12n - 501B015 Time Analyzed: 12:47

Instrument: ECD1 File: 501B015

COMPOUND	RT	RT WINDOW FROM	RT WINDOW TO	RAW AMOUNT ppb	NOM AMOUNT ppb	% D		CF
Aroclor 1016-1	6.32	6.33	6.43	564	600	6		0.039
Aroclor 1016-2	7.14	7.15	7.25	559	600	7		0.079
Aroclor 1016-3	8.30	8.30	8.40	619	600	3		0.063
Aroclor 1016-4	8.58	8.57	8.67	445	600	26	*	0.037
Aroclor 1016-5	8.72	8.72	8.82	614	600	2		0.033
Aroclor 1260-1	11.57	11.54	11.68	577	600	4		0.079
Aroclor 1260-2	11.94	11.90	12.04	637	600	6		0.082
Aroclor 1260-3	12.74	12.71	12.85	656	600	9		0.071
Aroclor 1260-4	12.85	12.82	12.96	623	600	4		0.042
Aroclor 1260-5	13.31	13.28	13.42	610	600	2		0.073

QC LIMITS:
%D must be less than or equal to 20% (*) Criteria exceeded. CF=Calibration/Response Factor

FORM VII PCB

Client Id: Continuing Calibration

Software Version: 4.1<1L22>
Date: 5/1/2017 01:32 PM
Sample Name : mix 600;12n
Data File : E:\TC2017\ECD1\05-MAY\501A015.RAW Date: 5/1/2017 12:47 PM
Sequence File: E:\TC2017\ECD1\05-MAY\PCBSEQ.SEQ Cycle: 15 Channel : A
Instrument : AUTO_ECD1 Rack/Vial: 0/12 Operator:
Sample Amount : 1.0000 Dilution Factor : 1.00

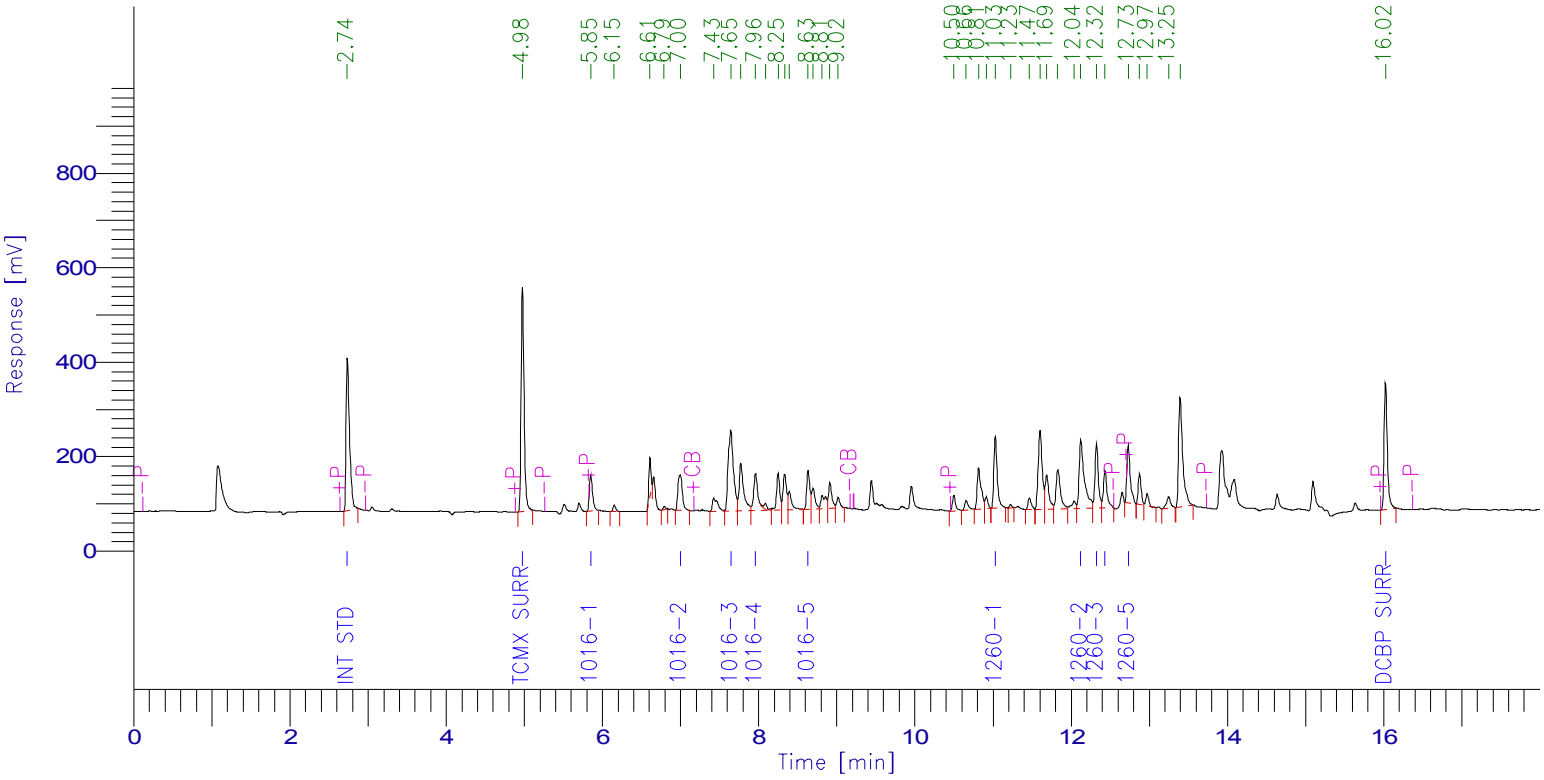

PCB Report

Time [min]	Component Name	Raw Amount	Area [µV·s]	Surrogate SM/WM	Surrogate QC / SL	Spike Rec Soils (%)	Spike Rec Water (%)
2.737	Int Std	100.0000	980295.49	250.0000	100.0000	40.0000	20.0000
4.976	TCMX SURR	82.3290	1249148.06	205.8224	82.3290	32.9316	16.4658
5.852	1016-1	585.7626	210020.71	1464.4064	585.7626	234.3050	117.1525
6.997	1016-2	562.2639	287211.42	1405.6597	562.2639	224.9056	112.4528
7.645	1016-3	552.3379	809574.60	1380.8448	552.3379	220.9352	110.4676
7.959	1016-4	669.2334	296061.53	1673.0835	669.2334	267.6934	133.8467
8.632	1016-5	554.4509	229546.84	1386.1272	554.4509	221.7804	110.8902
11.028	1260-1	601.3864	446266.63	1503.4659	601.3864	240.5545	120.2773
12.123	1260-2	642.3391	684717.57	1605.8476	642.3391	256.9356	128.4678
12.323	1260-3	650.5288	413031.90	1626.3219	650.5288	260.2115	130.1058
12.432	1260-4	707.6007	257213.64	1769.0017	707.6007	283.0403	141.5201
12.730	1260-5	605.9285	365341.29	1514.8212	605.9285	242.3714	121.1857
16.023	DCBP SURR	78.6208	774387.58	196.5519	78.6208	31.4483	15.7242
		6392.7818	7002817.25				

Client Id: Continuing Calibration

Software Version: 4.1<1L22>
Date: 5/1/2017 01:33 PM
Sample Name : mix 600;12n
Data File : E:\TC2017\ECD1\05-MAY\501B015.RAW Date: 5/1/2017 12:47 PM
Sequence File: E:\TC2017\ECD1\05-MAY\PCBSEQ.SEQ Cycle: 15 Channel : B
Instrument : AUTO_ECD1 Rack/Vial: 0/12 Operator:
Sample Amount : 1.0000 Dilution Factor : 1.00

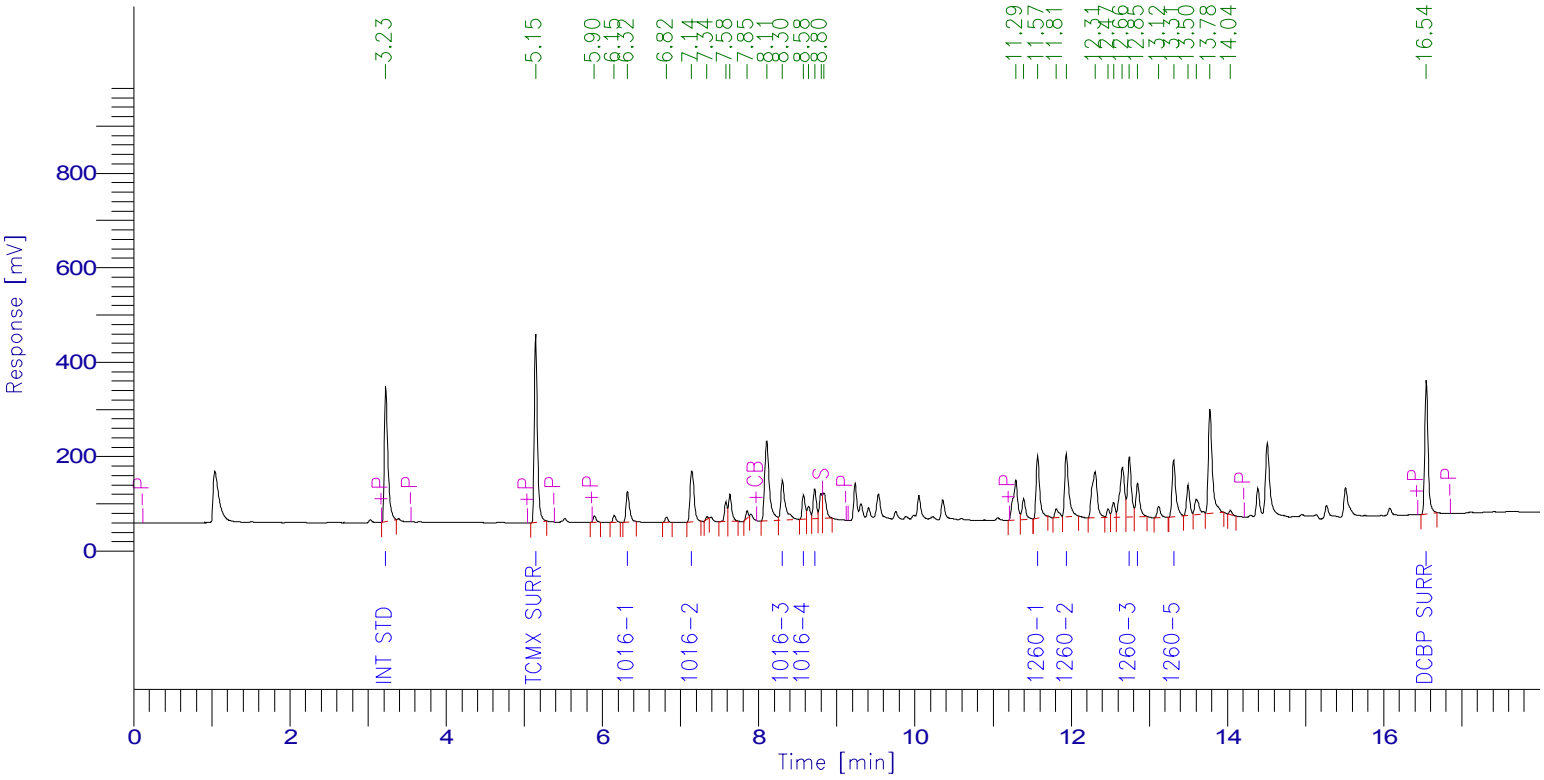

PCB Report

Time [min]	Component Name	Raw Amount	Area [µV·s]	Surrogate SM/WM	Surrogate QC / SL	Spike Rec Soils (%)	Spike Rec Water (%)
3.227	Int Std	100.0000	892282.97	250.0000	100.0000	40.0000	20.0000
5.147	TCMX SURR	79.0665	1097065.12	197.6661	79.0665	31.6266	15.8133
6.321	1016-1	563.6503	195902.90	1409.1258	563.6503	225.4601	112.7301
7.143	1016-2	558.9002	391949.73	1397.2505	558.9002	223.5601	111.7800
8.303	1016-3	618.7393	348853.07	1546.8481	618.7393	247.4957	123.7479
8.575	1016-4	445.1610	146436.68	1112.9026	445.1610	178.0644	89.0322
8.717	1016-5	614.1018	180814.66	1535.2545	614.1018	245.6407	122.8204
11.571	1260-1	576.7367	406365.88	1441.8418	576.7367	230.6947	115.3473
11.937	1260-2	637.2522	468611.43	1593.1306	637.2522	254.9009	127.4504
12.744	1260-3	656.4865	416897.79	1641.2163	656.4865	262.5946	131.2973
12.850	1260-4	622.8033	231328.27	1557.0083	622.8033	249.1213	124.5607
13.311	1260-5	609.6166	396166.12	1524.0416	609.6166	243.8467	121.9233
16.544	DCBP SURR	85.9303	829834.76	214.8259	85.9303	34.3721	17.1861
		6168.4448	6002509.38				

7D
PCB CALIBRATION VERIFICATION SUMMARY
Primary

Lab Name: Phoenix Environmental Client: NETC

Lab Code: Phoenix Case No.: SAS No.: SDG No.: GBY06958

GC Col A: RTX-440 ID: 0.53 (mm) Init. Calib. Date(s): 03/15/17 03/15/17

EPA Sample No.(PIBLK): hex Date Analyzed: 05/01/17

LAB Sample ID (PIBLK): hex - 501A029 Time Analyzed: 18:00

EPA Sample No.(PEM): Date Analyzed:

LAB Sample ID (PEM): Time Analyzed:

Instrument: ECD1 File: 501A029

COMPOUND	RT	RT WINDOW FROM	RT WINDOW TO	CALC AMOUNT ppb	NOM AMOUNT ppb	% D		CF
Aroclor 1016-1		5.87	5.97	33U				
Aroclor 1016-2		7.01	7.11	33U				
Aroclor 1016-3		7.66	7.76	33U				
Aroclor 1016-4		7.97	8.07	33U				
Aroclor 1016-5		8.65	8.75	33U				
Aroclor 1260-1		11.02	11.16	33U				
Aroclor 1260-2		12.11	12.25	33U				
Aroclor 1260-3		12.32	12.46	33U				
Aroclor 1260-4		12.43	12.57	33U				
Aroclor 1260-5		12.73	12.87	33U				

QC LIMITS:
%D must be less than or equal to 20% (*) Criteria exceeded. CF=Calibration/Response Factor
Both channels need to have the compound detected for a concentration to be reported on either channel.

FORM VII PCB

7D
PCB CALIBRATION VERIFICATION SUMMARY
Confirmation

Lab Name: Phoenix Environmental Client: NETC

Lab Code: Phoenix Case No.: SAS No.: SDG No.: GBY06958

GC Col B: Rxi-Sil MS ID: 0.32 (mm) Init. Calib. Date(s): 03/15/17 03/15/17

EPA Sample No.(PIBLK): hex Date Analyzed: 05/01/17

LAB Sample ID (PIBLK): hex - 501B029 Time Analyzed: 18:00

EPA Sample No.(PEM): Date Analyzed:

LAB Sample ID (PEM): Time Analyzed:

Instrument: ECD1 File: 501B029

COMPOUND	RT	RT WINDOW FROM	RT WINDOW TO	CALC AMOUNT ppb	NOM AMOUNT ppb	% D		CF
Aroclor 1016-1		6.33	6.43	33U				
Aroclor 1016-2		7.15	7.25	33U				
Aroclor 1016-3		8.30	8.40	33U				
Aroclor 1016-4		8.57	8.67	33U				
Aroclor 1016-5		8.72	8.82	33U				
Aroclor 1260-1		11.54	11.68	33U				
Aroclor 1260-2		11.90	12.04	33U				
Aroclor 1260-3		12.71	12.85	33U				
Aroclor 1260-4		12.82	12.96	33U				
Aroclor 1260-5		13.28	13.42	33U				

QC LIMITS:
%D must be less than or equal to 20% (*) Criteria exceeded. CF=Calibration/Response Factor
Both channels need to have the compound detected for a concentration to be reported on either channel.

FORM VII PCB

Client Id: Continuing Blank

Software Version: 4.1<1L22>
Date: 5/2/2017 09:09 AM
Sample Name : hex
Data File : E:\TC2017\ECD1\05-MAY\501A029.RAW Date: 5/1/2017 06:00 PM
Sequence File: E:\TC2017\ECD1\05-MAY\PCBSEQ.SEQ Cycle: 29 Channel : A
Instrument : AUTO_ECD1 Rack/Vial: 0/1 Operator:
Sample Amount : 1.0000 Dilution Factor : 1.00

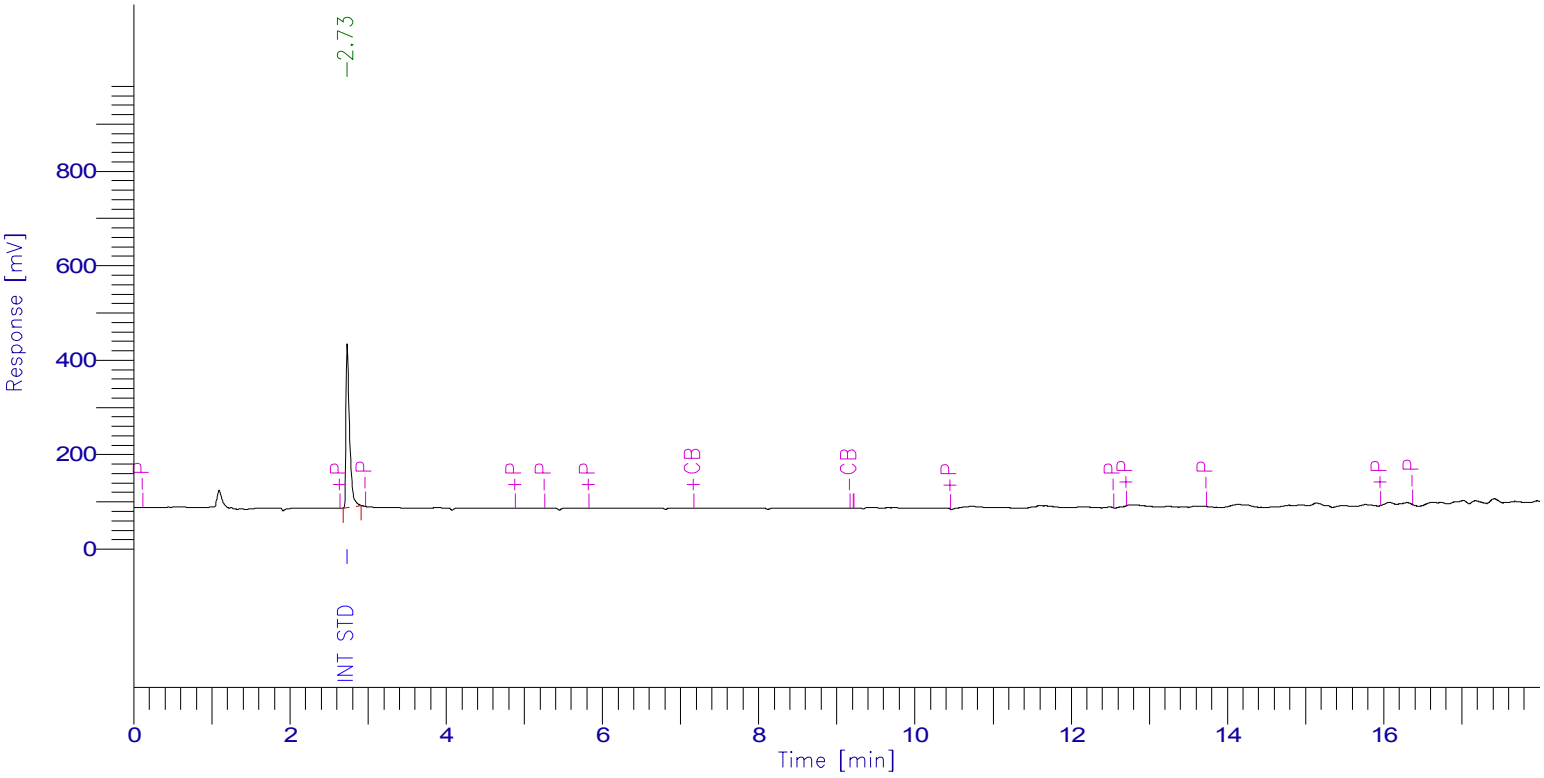

PCB Report

Time [min]	Component Name	Raw Amount	Area [µV·s]	Surrogate SM/WM	Surrogate QC / SL	Spike Rec Soils (%)	Spike Rec Water (%)
2.734	Int Std	100.0000	1091665.23	250.0000	100.0000	40.0000	20.0000
5.006	TCMX SURR	0.0000	0.00	0.0000	0.0000	0.0000	0.0000
5.877	1016-1	0.0000	0.00	0.0000	0.0000	0.0000	0.0000
7.014	1016-2	0.0000	0.00	0.0000	0.0000	0.0000	0.0000
7.656	1016-3	0.0000	0.00	0.0000	0.0000	0.0000	0.0000
7.969	1016-4	0.0000	0.00	0.0000	0.0000	0.0000	0.0000
8.640	1016-5	0.0000	0.00	0.0000	0.0000	0.0000	0.0000
11.037	1260-1	0.0000	0.00	0.0000	0.0000	0.0000	0.0000
12.115	1260-2	0.0000	0.00	0.0000	0.0000	0.0000	0.0000
12.324	1260-3	0.0000	0.00	0.0000	0.0000	0.0000	0.0000
12.433	1260-4	0.0000	0.00	0.0000	0.0000	0.0000	0.0000
12.729	1260-5	0.0000	0.00	0.0000	0.0000	0.0000	0.0000
16.020	DCBP SURR	0.0000	0.00	0.0000	0.0000	0.0000	0.0000
		100.0000	1091665.23				

Client Id: Continuing Blank

Software Version: 4.1<1L22>
Date: 5/2/2017 09:14 AM
Sample Name : hex
Data File : E:\TC2017\ECD1\05-MAY\501B029.RAW Date: 5/1/2017 06:00 PM
Sequence File: E:\TC2017\ECD1\05-MAY\PCBSEQ.SEQ Cycle: 29 Channel : B
Instrument : AUTO_ECD1 Rack/Vial: 0/1 Operator:
Sample Amount : 1.0000 Dilution Factor : 1.00

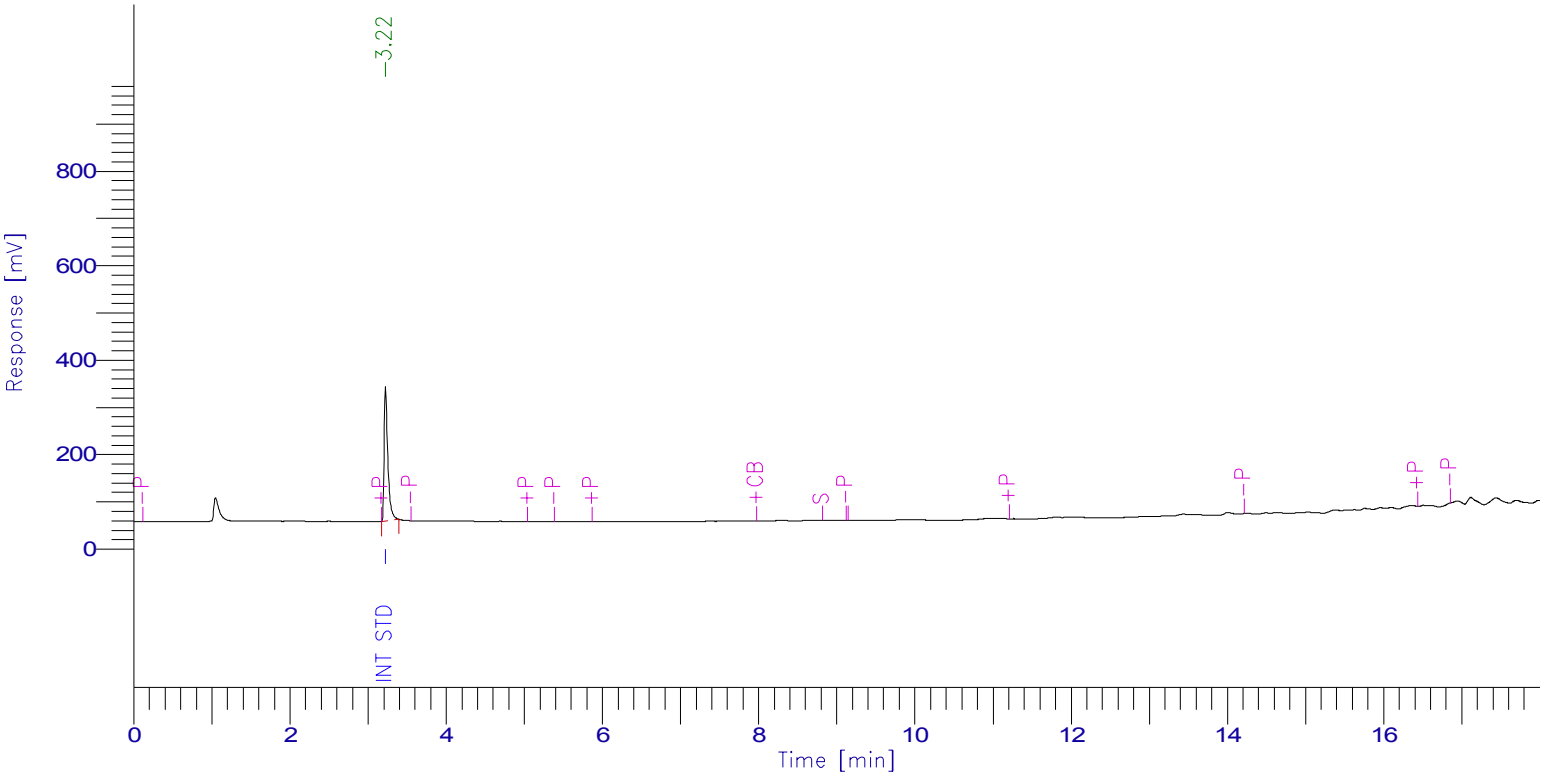

PCB Report

Time [min]	Component Name	Raw Amount	Area [µV·s]	Surrogate SM/WM	Surrogate QC / SL	Spike Rec Soils (%)	Spike Rec Water (%)
3.224	Int Std	100.0000	920145.42	250.0000	100.0000	40.0000	20.0000
5.176	TCMX SURR	0.0000	0.00	0.0000	0.0000	0.0000	0.0000
6.345	1016-1	0.0000	0.00	0.0000	0.0000	0.0000	0.0000
7.165	1016-2	0.0000	0.00	0.0000	0.0000	0.0000	0.0000
8.309	1016-3	0.0000	0.00	0.0000	0.0000	0.0000	0.0000
8.577	1016-4	0.0000	0.00	0.0000	0.0000	0.0000	0.0000
8.724	1016-5	0.0000	0.00	0.0000	0.0000	0.0000	0.0000
11.592	1260-1	0.0000	0.00	0.0000	0.0000	0.0000	0.0000
11.950	1260-2	0.0000	0.00	0.0000	0.0000	0.0000	0.0000
12.761	1260-3	0.0000	0.00	0.0000	0.0000	0.0000	0.0000
12.866	1260-4	0.0000	0.00	0.0000	0.0000	0.0000	0.0000
13.327	1260-5	0.0000	0.00	0.0000	0.0000	0.0000	0.0000
16.573	DCBP SURR	0.0000	0.00	0.0000	0.0000	0.0000	0.0000
		100.0000	920145.42				

7D
PCB CALIBRATION VERIFICATION SUMMARY
Primary

Lab Name: Phoenix Environmental Client: NETC

Lab Code: Phoenix Case No.: SAS No.: SDG No.: GBY06958

GC Col A: RTX-440 ID: 0.53 (mm) Init. Calib. Date(s): 03/15/17 03/15/17

EPA Sample No.(PIBLK): Date Analyzed:

LAB Sample ID (PIBLK): Time Analyzed:

EPA Sample No.(PEM): mix 600;12n Date Analyzed: 05/01/17

LAB Sample ID (PEM): mix 600;12n - 501A030 Time Analyzed: 18:23

Instrument: ECD1 File: 501A030

COMPOUND	RT	RT WINDOW FROM	RT WINDOW TO	RAW AMOUNT ppb	NOM AMOUNT ppb	% D		CF
Aroclor 1016-1	5.86	5.87	5.97	597	600	1		0.037
Aroclor 1016-2	7.00	7.01	7.11	572	600	5		0.052
Aroclor 1016-3	7.65	7.66	7.76	557	600	7		0.150
Aroclor 1016-4	7.96	7.97	8.07	683	600	14		0.045
Aroclor 1016-5	8.64	8.65	8.75	568	600	5		0.042
Aroclor 1260-1	11.03	11.02	11.16	559	600	7		0.076
Aroclor 1260-2	12.12	12.11	12.25	587	600	2		0.109
Aroclor 1260-3	12.33	12.32	12.46	595	600	1		0.065
Aroclor 1260-4	12.44	12.43	12.57	628	600	5		0.037
Aroclor 1260-5	12.73	12.73	12.87	545	600	9		0.062

QC LIMITS:
%D must be less than or equal to 20% (*) Criteria exceeded. CF=Calibration/Response Factor

FORM VII PCB

7D
PCB CALIBRATION VERIFICATION SUMMARY
Confirmation

Lab Name: Phoenix Environmental Client: NETC

Lab Code: Phoenix Case No.: SAS No.: SDG No.: GBY06958

GC Col B: Rxi-Sil MS ID: 0.32 (mm) Init. Calib. Date(s): 03/15/17 03/15/17

EPA Sample No.(PIBLK): Date Analyzed:

LAB Sample ID (PIBLK): Time Analyzed:

EPA Sample No.(PEM): mix 600;12n Date Analyzed: 05/01/17

LAB Sample ID (PEM): mix 600;12n - 501B030 Time Analyzed: 18:23

Instrument: ECD1 File: 501B030

COMPOUND	RT	RT WINDOW FROM	RT WINDOW TO	RAW AMOUNT ppb	NOM AMOUNT ppb	% D		CF
Aroclor 1016-1	6.33	6.33	6.43	567	600	6		0.039
Aroclor 1016-2	7.15	7.15	7.25	563	600	6		0.079
Aroclor 1016-3	8.31	8.30	8.40	618	600	3		0.063
Aroclor 1016-4	8.58	8.57	8.67	448	600	25	*	0.037
Aroclor 1016-5	8.72	8.72	8.82	625	600	4		0.033
Aroclor 1260-1	11.57	11.54	11.68	535	600	11		0.079
Aroclor 1260-2	11.94	11.90	12.04	555	600	8		0.082
Aroclor 1260-3	12.75	12.71	12.85	586	600	2		0.071
Aroclor 1260-4	12.85	12.82	12.96	567	600	6		0.042
Aroclor 1260-5	13.31	13.28	13.42	552	600	8		0.073

QC LIMITS:
%D must be less than or equal to 20% (*) Criteria exceeded. CF=Calibration/Response Factor

FORM VII PCB

Client Id: Continuing Calibration

Software Version: 4.1<1L22>
Date: 5/2/2017 09:09 AM
Sample Name : mix 600;12n
Data File : E:\TC2017\ECD1\05-MAY\501A030.RAW Date: 5/1/2017 06:23 PM
Sequence File: E:\TC2017\ECD1\05-MAY\PCBSEQ.SEQ Cycle: 30 Channel : A
Instrument : AUTO_ECD1 Rack/Vial: 0/26 Operator:
Sample Amount : 1.0000 Dilution Factor : 1.00

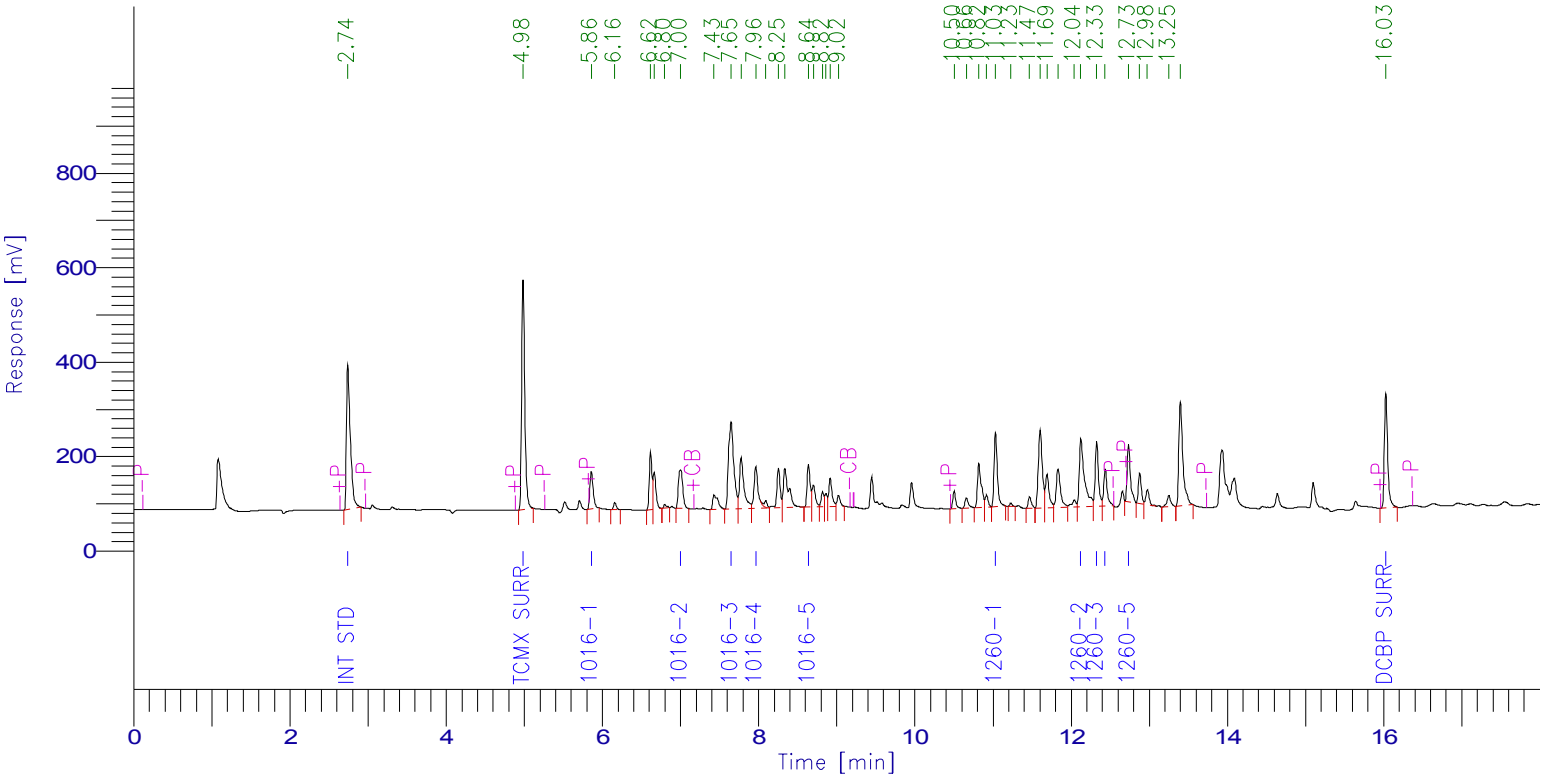

PCB Report

Time [min]	Component Name	Raw Amount	Area [µV·s]	Surrogate SM/WM	Surrogate QC / SL	Spike Rec Soils (%)	Spike Rec Water (%)
2.742	Int Std	100.0000	1050935.87	250.0000	100.0000	40.0000	20.0000
4.983	TCMX SURR	84.4608	1373838.48	211.1520	84.4608	33.7843	16.8922
5.858	1016-1	597.0229	229483.10	1492.5572	597.0229	238.8092	119.4046
7.001	1016-2	571.5162	312974.70	1428.7904	571.5162	228.6065	114.3032
7.649	1016-3	557.0533	875322.18	1392.6332	557.0533	222.8213	111.4107
7.963	1016-4	683.3762	324103.31	1708.4406	683.3762	273.3505	136.6752
8.637	1016-5	568.2198	252199.29	1420.5496	568.2198	227.2879	113.6440
11.031	1260-1	559.3649	444995.10	1398.4122	559.3649	223.7459	111.8730
12.124	1260-2	586.5521	670305.75	1466.3802	586.5521	234.6208	117.3104
12.325	1260-3	594.5688	404704.82	1486.4219	594.5688	237.8275	118.9138
12.435	1260-4	627.9967	244727.22	1569.9916	627.9967	251.1987	125.5993
12.734	1260-5	544.7816	352143.00	1361.9541	544.7816	217.9127	108.9563
16.027	DCBP SURR	67.3738	711428.49	168.4345	67.3738	26.9495	13.4748
		6142.2870	7247161.33				

Client Id: Continuing Calibration

Software Version: 4.1<1L22>
Date: 5/2/2017 09:14 AM
Sample Name : mix 600;12n
Data File : E:\TC2017\ECD1\05-MAY\501B030.RAW Date: 5/1/2017 06:23 PM
Sequence File: E:\TC2017\ECD1\05-MAY\PCBSEQ.SEQ Cycle: 30 Channel : B
Instrument : AUTO_ECD1 Rack/Vial: 0/26 Operator:
Sample Amount : 1.0000 Dilution Factor : 1.00

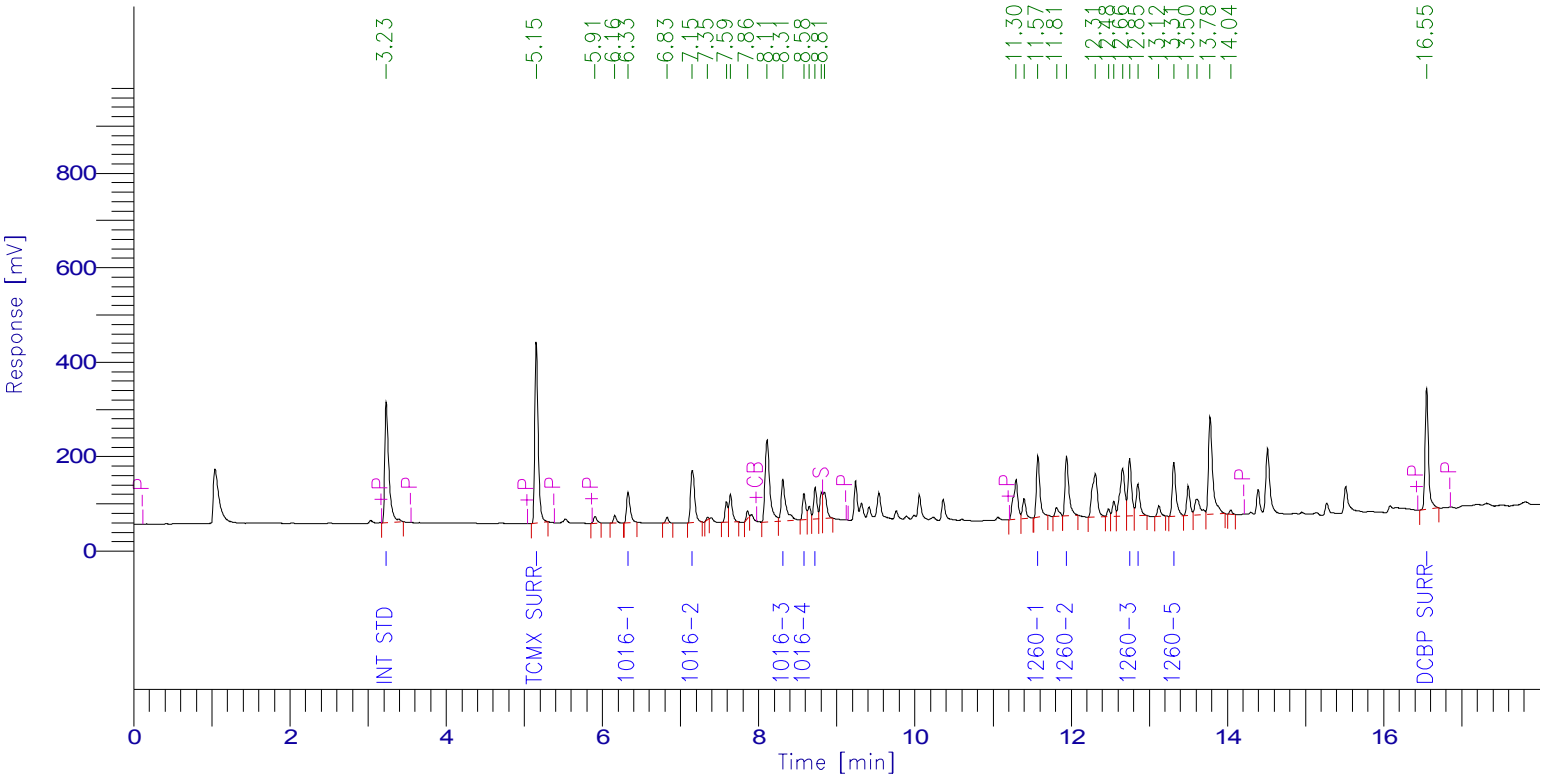

PCB Report

Time [min]	Component Name	Raw Amount	Area [µV·s]	Surrogate SM/WM	Surrogate QC / SL	Spike Rec Soils (%)	Spike Rec Water (%)
3.233	Int Std	100.0000	922636.25	250.0000	100.0000	40.0000	20.0000
5.154	TCMX SURR	78.8056	1130641.48	197.0139	78.8056	31.5222	15.7611
6.328	1016-1	567.4012	203915.06	1418.5030	567.4012	226.9605	113.4802
7.150	1016-2	563.0398	408284.67	1407.5994	563.0398	225.2159	112.6080
8.309	1016-3	618.4847	360571.80	1546.2118	618.4847	247.3939	123.6969
8.580	1016-4	447.9389	152362.99	1119.8473	447.9389	179.1756	89.5878
8.724	1016-5	625.0701	190304.88	1562.6753	625.0701	250.0280	125.0140
11.574	1260-1	534.7528	389601.52	1336.8821	534.7528	213.9011	106.9506
11.940	1260-2	555.4431	422346.62	1388.6079	555.4431	222.1773	111.0886
12.748	1260-3	585.8940	384725.31	1464.7350	585.8940	234.3576	117.1788
12.853	1260-4	566.8207	217696.49	1417.0518	566.8207	226.7283	113.3641
13.314	1260-5	552.0685	370972.22	1380.1712	552.0685	220.8274	110.4137
16.548	DCBP SURR	76.9319	768209.22	192.3298	76.9319	30.7728	15.3864
		5872.6514	5922268.51				

1D

PCB ORGANICS ANALYSIS DATA SHEET

CLIENT SAMPLE NO.

BY06962 LCS

Lab Name: Phoenix Environmental Client: NETC

Lab Code: Phoenix Instr: ECD1 Column.: RTX-440 0.32 SDG No.: GBY06958

Matrix: (soil/water) SOIL Lab Sample ID: BY06962 LCS

Sample wt/vol: 15 (g/mL) g Lab File ID: 425A011

% Moisture: n.a. decanted: (Y/N) N Date Received: 04/19/17

Extraction: (SepF/Cont/ASE) 3545 Date Extracted: 04/24/17

Concentrated Extract Volume: 5000 (uL) Date Analyzed: 04/25/17

Injection Volume: 1 (uL) Dilution Factor: 10

CONCENTRATION UNITS:
(mg/L or mg/Kg) ug/Kg

CAS NO.	COMPOUND	CF	CONC	P/C	Q	MDL	PQL
12674-11-2	Aroclor-1016	MC	1280	C		170	170
11104-28-2	Aroclor-1221	NA	170	C	U	170	170
11141-16-5	Aroclor-1232	NA	170	C	U	170	170
53469-21-9	Aroclor-1242	NA	170	C	U	170	170
12672-29-6	Aroclor-1248	NA	170	C	U	170	170
11097-69-1	Aroclor-1254	NA	170	C	U	170	170
11096-82-5	Aroclor-1260	MC	1460	C		170	170
37324-23-5	Aroclor-1262	NA	170	C	U	170	170
11100-14-4	Aroclor-1268	NA	170	C	U	170	170
2051-24-3	Decachlorobiphenyl	1.005	90	C		%	%
877-09-8	Tetrachloro-m-xylene	1.548	90	C		%	%

12674-11-2 Sample Result Calc: ((385.302raw * 10df * 5fv) / (15wt-vol * 1%sol) = 1280

Both channels need to have the compound detected for a concentration to be reported on either channel.
U1=Due to matrix interference and/or the presence of a large amount of non-target material, the reporting level for this compound has been elevated.
U2=The presence of this compound was not confirmed by the analyst based on the characteristic pattern matching of multi-component parameters, retention time, and/or peak shape.

P/C: P=Primary Result C=Confirmation Result X=Not Used CF=Calculated Calibration/Response Factor MC=Multi-Component

1D

PCB ORGANICS ANALYSIS DATA SHEET

CLIENT SAMPLE NO.

BY06962 LCS

Lab Name: Phoenix Environmental Client: NETC

Lab Code: Phoenix Instr: ECD1 Column.: Rxi-Sil MS 0.32 SDG No.: GBY06958

Matrix: (soil/water) SOIL Lab Sample ID: BY06962 LCS

Sample wt/vol: 15 (g/mL) g Lab File ID: 425B011

% Moisture: n.a. decanted: (Y/N) N Date Received: 04/19/17

Extraction: (SepF/Cont/ASE) 3545 Date Extracted: 04/24/17

Concentrated Extract Volume: 5000 (uL) Date Analyzed: 04/25/17

Injection Volume: 1 (uL) Dilution Factor: 10

CONCENTRATION UNITS:
(mg/L or mg/Kg) ug/Kg

CAS NO.	COMPOUND	CF	CONC	P/C	Q	MDL	PQL
12674-11-2	Aroclor-1016	MC	1200	P		170	170
11104-28-2	Aroclor-1221	NA	170	P	U	170	170
11141-16-5	Aroclor-1232	NA	170	P	U	170	170
53469-21-9	Aroclor-1242	NA	170	P	U	170	170
12672-29-6	Aroclor-1248	NA	170	P	U	170	170
11097-69-1	Aroclor-1254	NA	170	P	U	170	170
11096-82-5	Aroclor-1260	MC	1520	P		170	170
37324-23-5	Aroclor-1262	NA	170	P	U	170	170
11100-14-4	Aroclor-1268	NA	170	P	U	170	170
2051-24-3	Decachlorobiphenyl	1.082	95	P		%	%
877-09-8	Tetrachloro-m-xylene	1.555	84	P		%	%

12674-11-2 Sample Result Calc: ((360.283raw * 10df * 5fv) / (15wt-vol * 1%sol) = 1200

Both channels need to have the compound detected for a concentration to be reported on either channel.
U1=Due to matrix interference and/or the presence of a large amount of non-target material, the reporting level for this compound has been elevated.
U2=The presence of this compound was not confirmed by the analyst based on the characteristic pattern matching of multi-component parameters, retention time, and/or peak shape.

P/C: P=Primary Result C=Confirmation Result X=Not Used CF=Calculated Calibration/Response Factor MC=Multi-Component

CLIENT SAMPLE NO

B3-2 S-2 LCS

PCB IDENTIFICATION SUMMARY

Lab Name: Phoenix Environmental Labs Client: NETC

Lab Code: Phoenix Lab File ID: 425A011 | 425B011 SDG No.: GBY06958

Lab SampleID: BY06962 Instrument ID: ECD1 Date Analyzed: 4/25/17 15:10

GC Column(A): RTX-440 ID: 0.32 (mm) GC Column(B): Rxi-Sil MS ID: 0.32 (mm)

ANALYTE	COL	RT	RT WINDOW FROM	RT WINDOW TO	CALCULATED CONC	CF	%RPD	*
Aroclor 1016-1	A	5.89	5.87	5.97	1380	0.037	NA	
	B	6.34	6.33	6.43	1310	0.039		
Aroclor 1016-2	A	7.03	7.01	7.11	1330	0.052	NA	
	B	7.16	7.15	7.25	1350	0.079		
Aroclor 1016-3	A	7.68	7.66	7.76	1200	0.150	NA	
	B	8.31	8.30	8.40	1350	0.063		
Aroclor 1016-4	A	7.99	7.97	8.07	1210	0.045	NA	
	B	8.58	8.57	8.67	961	0.037		
Aroclor 1016-5	A	8.67	8.65	8.75	1300	0.042	NA	
	B	8.73	8.72	8.82	1040	0.033		
Aroclor-1016	A				1280		6.5	
	B				1200			
Aroclor 1260-1	A	11.06	11.02	11.16	1610	0.076	NA	
	B	11.57	11.54	11.68	1400	0.079		
Aroclor 1260-2	A	12.15	12.11	12.25	1160	0.109	NA	
	B	11.94	11.90	12.04	1570	0.082		
Aroclor 1260-3	A	12.35	12.32	12.46	1340	0.065	NA	
	B	12.75	12.71	12.85	1620	0.071		
Aroclor 1260-4	A	12.46	12.43	12.57	1450	0.037	NA	
	B	12.85	12.82	12.96	1480	0.042		
Aroclor 1260-5	A	12.76	12.73	12.87	1730	0.062	NA	
	B	13.31	13.28	13.42	1550	0.073		
Aroclor-1260	A				1460		4.0	
	B				1520			

%RPD must be less than or equal to 40% (*) Criteria exceeded.

NC - (No Criteria) %RPD is not calculated when either result is less than 2 times the reporting level.

CF = Calculated Calibration/Response Factor

FORM X PCB

Client Id: QC Laboratory Control Sample (LCS) BY06962

Software Version: 4.1<1L22>
Date: 4/26/2017 08:47 AM
Sample Name : LCS 06962 10X
Data File : E:\TC2017\ECD1\04-APR\425A011.RAW Date: 4/25/2017 03:10 PM
Sequence File: E:\TC2017\ECD1\04-APR\PCBSEQ.SEQ Cycle: 628 Channel : A
Instrument : AUTO_ECD1 Rack/Vial: 0/9 Operator:
Sample Amount : 1.0000 Dilution Factor : 1.00

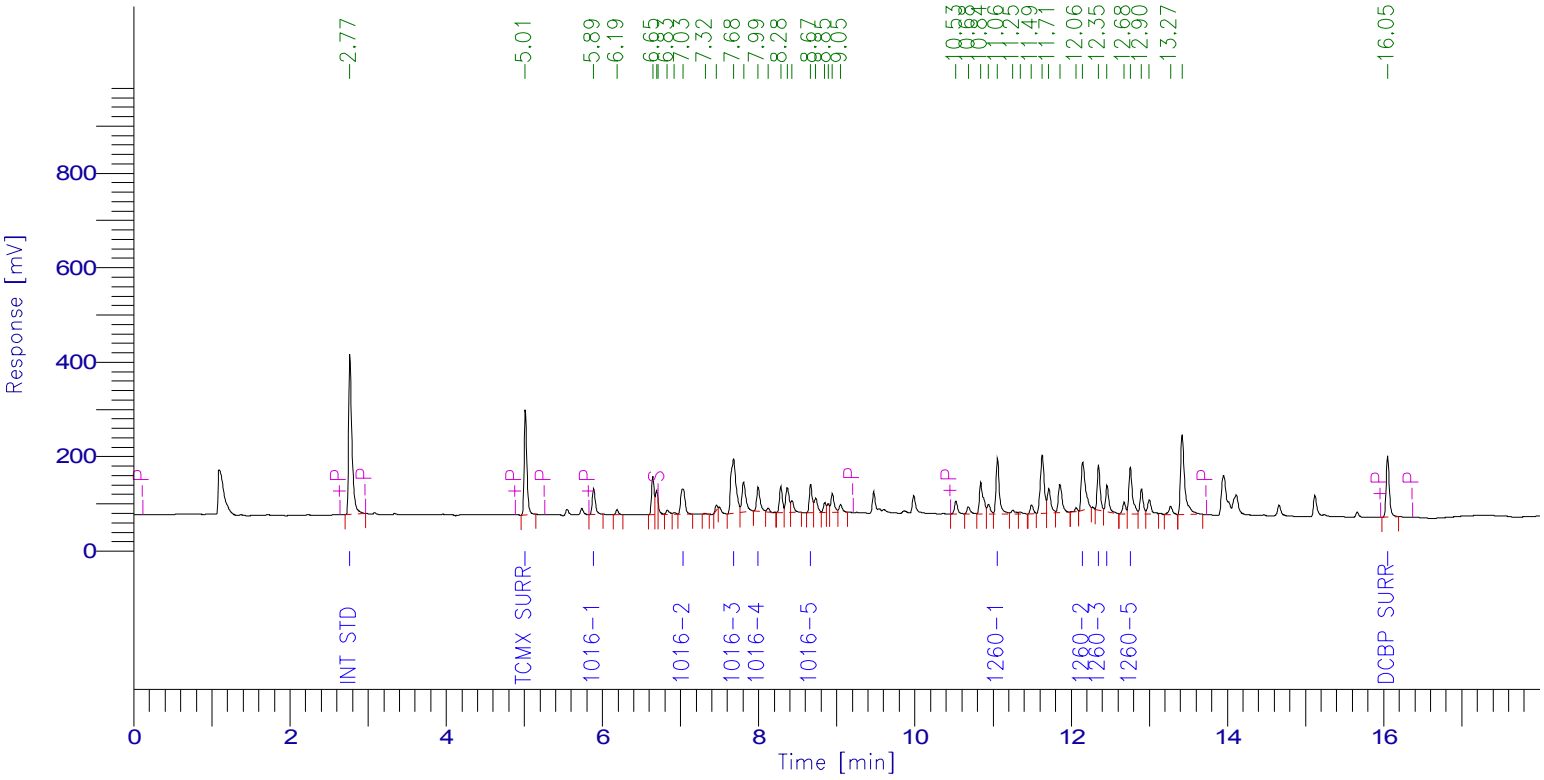

PCB Report

Time [min]	Component Name	Raw Amount	Area [µV·s]	Surrogate SM/WM	Surrogate QC / SL	Spike Rec Soils (%)	Spike Rec Water (%)
2.768	Int Std	100.0000	985345.50	250.0000	100.0000	40.0000	20.0000
5.014	TCMX SURR	36.1358	551099.89	90.3395	36.1358	14.4543	7.2272
5.888	1016-1	415.2286	149644.00	1038.0715	415.2286	166.0914	83.0457
7.031	1016-2	398.2602	204484.28	995.6505	398.2602	159.3041	79.6520
7.680	1016-3	360.1175	530551.73	900.2937	360.1175	144.0470	72.0235
7.993	1016-4	363.8643	161798.80	909.6606	363.8643	145.5457	72.7729
8.665	1016-5	389.0403	161895.36	972.6008	389.0403	155.6161	77.8081
11.056	1260-1	481.8581	359411.10	1204.6452	481.8581	192.7432	96.3716
12.148	1260-2	347.0120	371811.77	867.5299	347.0120	138.8048	69.4024
12.350	1260-3	401.9910	256545.81	1004.9775	401.9910	160.7964	80.3982
12.459	1260-4	435.7472	159210.56	1089.3680	435.7472	174.2989	87.1494
12.756	1260-5	520.0379	315169.33	1300.0948	520.0379	208.0152	104.0076
16.050	DCBP SURR	35.8979	355403.30	89.7447	35.8979	14.3592	7.1796
		4285.1907	4562371.43				

Client Id: QC Laboratory Control Sample (LCS) BY06962

Software Version: 4.1<1L22>
Date: 4/26/2017 08:49 AM
Sample Name : LCS 06962 10X
Data File : E:\TC2017\ECD1\04-APR\425B011.RAW Date: 4/25/2017 03:10 PM
Sequence File: E:\TC2017\ECD1\04-APR\PCBSEQ.SEQ Cycle: 628 Channel : B
Instrument : AUTO_ECD1 Rack/Vial: 0/9 Operator:
Sample Amount : 1.0000 Dilution Factor : 1.00

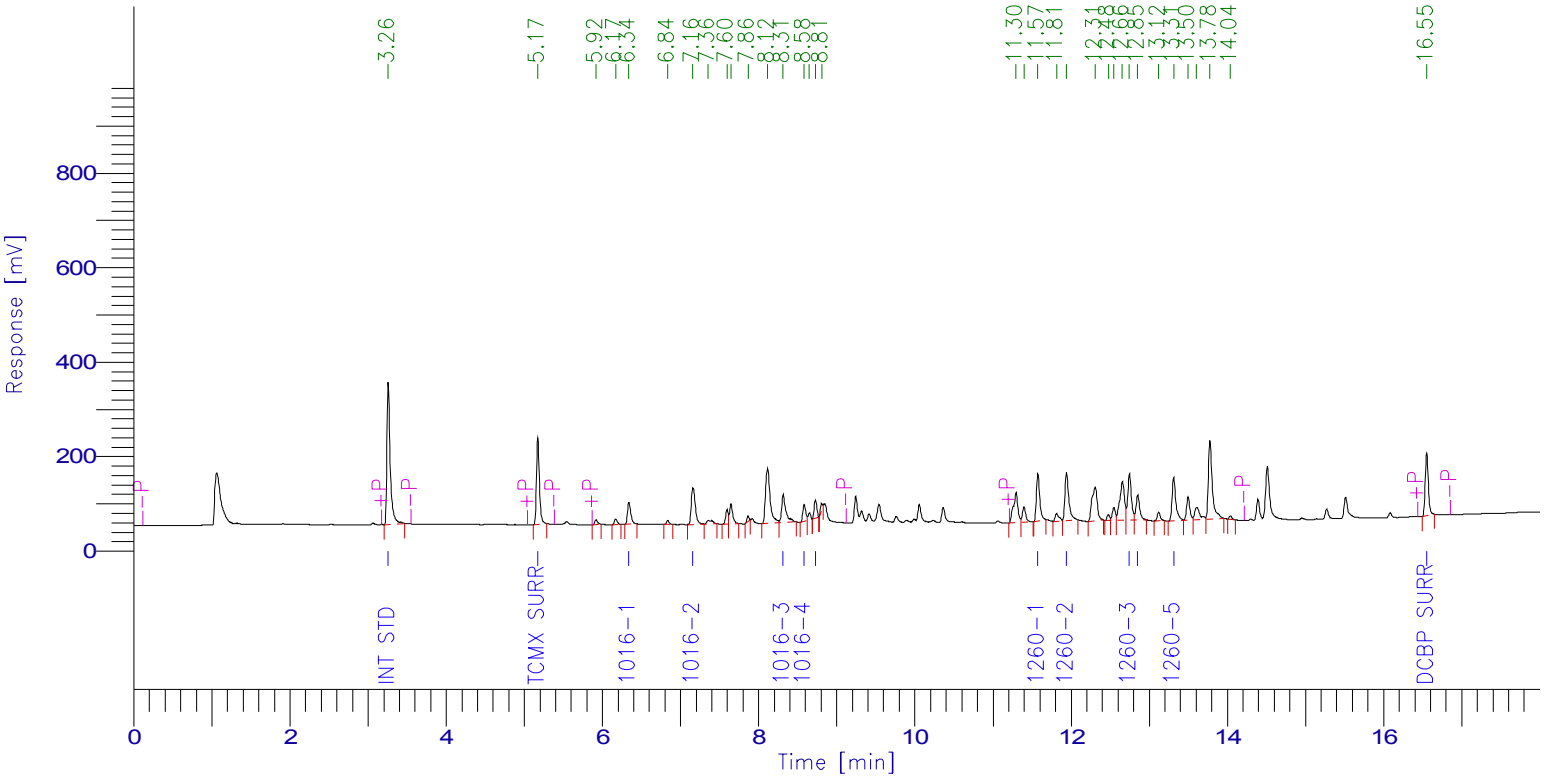

PCB Report

Time [min]	Component Name	Raw Amount	Area [µV·s]	Surrogate SM/WM	Surrogate QC / SL	Spike Rec Soils (%)	Spike Rec Water (%)
3.258	Int Std	100.0000	891452.72	250.0000	100.0000	40.0000	20.0000
5.173	TCMX SURR	33.7695	468123.52	84.4237	33.7695	13.5078	6.7539
6.339	1016-1	392.5603	136311.71	981.4007	392.5603	157.0241	78.5121
7.158	1016-2	406.2698	284646.83	1015.6745	406.2698	162.5079	81.2540
8.314	1016-3	403.7273	227414.81	1009.3183	403.7273	161.4909	80.7455
8.583	1016-4	288.3268	94757.48	720.8170	288.3268	115.3307	57.6654
8.727	1016-5	310.5296	91346.52	776.3240	310.5296	124.2118	62.1059
11.574	1260-1	418.7181	294752.23	1046.7953	418.7181	167.4873	83.7436
11.939	1260-2	469.5544	344971.43	1173.8860	469.5544	187.8218	93.9109
12.746	1260-3	485.4986	308026.06	1213.7464	485.4986	194.1994	97.0997
12.852	1260-4	444.1843	164830.16	1110.4607	444.1843	177.6737	88.8369
13.311	1260-5	465.1715	302015.60	1162.9289	465.1715	186.0686	93.0343
16.549	DCBP SURR	37.8634	365308.62	94.6584	37.8634	15.1453	7.5727
		4256.1736	3973957.69				

1D

PCB ORGANICS ANALYSIS DATA SHEET

CLIENT SAMPLE NO.

BY06962 LCSD

Lab Name: Phoenix Environmental Client: NETC

Lab Code: Phoenix Instr: ECD1 Column.: RTX-440 0.32 SDG No.: GBY06958

Matrix: (soil/water) SOIL Lab Sample ID: BY06962 LCSD

Sample wt/vol: 15 (g/mL) g Lab File ID: 425A012

% Moisture: n.a. decanted: (Y/N) N Date Received: 04/19/17

Extraction: (SepF/Cont/ASE) 3545 Date Extracted: 04/24/17

Concentrated Extract Volume: 5000 (uL) Date Analyzed: 04/25/17

Injection Volume: 1 (uL) Dilution Factor: 10

CONCENTRATION UNITS:
(mg/L or mg/Kg) ug/Kg

CAS NO.	COMPOUND	CF	CONC	P/C	Q	MDL	PQL
12674-11-2	Aroclor-1016	MC	1320	C		170	170
11104-28-2	Aroclor-1221	NA	170	C	U	170	170
11141-16-5	Aroclor-1232	NA	170	C	U	170	170
53469-21-9	Aroclor-1242	NA	170	C	U	170	170
12672-29-6	Aroclor-1248	NA	170	C	U	170	170
11097-69-1	Aroclor-1254	NA	170	C	U	170	170
11096-82-5	Aroclor-1260	MC	1620	C		170	170
37324-23-5	Aroclor-1262	NA	170	C	U	170	170
11100-14-4	Aroclor-1268	NA	170	C	U	170	170
2051-24-3	Decachlorobiphenyl	1.005	89	C		%	%
877-09-8	Tetrachloro-m-xylene	1.548	92	C		%	%

12674-11-2 Sample Result Calc: ((397.368raw * 10df * 5fv) / (15wt-vol * 1%sol) = 1320

Both channels need to have the compound detected for a concentration to be reported on either channel.
U1=Due to matrix interference and/or the presence of a large amount of non-target material, the reporting level for this compound has been elevated.
U2=The presence of this compound was not confirmed by the analyst based on the characteristic pattern matching of multi-component parameters, retention time, and/or peak shape.

P/C: P=Primary Result C=Confirmation Result X=Not Used CF=Calculated Calibration/Response Factor MC=Multi-Component

1D

PCB ORGANICS ANALYSIS DATA SHEET

CLIENT SAMPLE NO.

BY06962 LCSD

Lab Name: Phoenix Environmental Client: NETC

Lab Code: Phoenix Instr: ECD1 Column.: Rxi-Sil MS 0.32 SDG No.: GBY06958

Matrix: (soil/water) SOIL Lab Sample ID: BY06962 LCSD

Sample wt/vol: 15 (g/mL) g Lab File ID: 425B012

% Moisture: n.a. decanted: (Y/N) N Date Received: 04/19/17

Extraction: (SepF/Cont/ASE) 3545 Date Extracted: 04/24/17

Concentrated Extract Volume: 5000 (uL) Date Analyzed: 04/25/17

Injection Volume: 1 (uL) Dilution Factor: 10

CONCENTRATION UNITS:
(mg/L or mg/Kg) ug/Kg

CAS NO.	COMPOUND	CF	CONC	P/C	Q	MDL	PQL
12674-11-2	Aroclor-1016	MC	1240	P		170	170
11104-28-2	Aroclor-1221	NA	170	P	U	170	170
11141-16-5	Aroclor-1232	NA	170	P	U	170	170
53469-21-9	Aroclor-1242	NA	170	P	U	170	170
12672-29-6	Aroclor-1248	NA	170	P	U	170	170
11097-69-1	Aroclor-1254	NA	170	P	U	170	170
11096-82-5	Aroclor-1260	MC	1550	P		170	170
37324-23-5	Aroclor-1262	NA	170	P	U	170	170
11100-14-4	Aroclor-1268	NA	170	P	U	170	170
2051-24-3	Decachlorobiphenyl	1.082	93	P		%	%
877-09-8	Tetrachloro-m-xylene	1.555	87	P		%	%

12674-11-2 Sample Result Calc: ((371.245raw * 10df * 5fv) / (15wt-vol * 1%sol) = 1240

Both channels need to have the compound detected for a concentration to be reported on either channel.
U1=Due to matrix interference and/or the presence of a large amount of non-target material, the reporting level for this compound has been elevated.
U2=The presence of this compound was not confirmed by the analyst based on the characteristic pattern matching of multi-component parameters, retention time, and/or peak shape.

P/C: P=Primary Result C=Confirmation Result X=Not Used CF=Calculated Calibration/Response Factor MC=Multi-Component

CLIENT SAMPLE NO

B3-2 S-2 LCSD

PCB IDENTIFICATION SUMMARY

Lab Name: Phoenix Environmental Labs Client: NETC

Lab Code: Phoenix Lab File ID: 425A012 | 425B012 SDG No.: GBY06958

Lab SampleID: BY06962 Instrument ID: ECD1 Date Analyzed: 4/25/17 15:32

GC Column(A): RTX-440 ID: 0.32 (mm) GC Column(B): Rxi-Sil MS ID: 0.32 (mm)

ANALYTE	COL	RT	RT WINDOW FROM	RT WINDOW TO	CALCULATED CONC	CF	%RPD	*
Aroclor 1016-1	A	5.89	5.87	5.97	1410	0.037	NA	
	B	6.34	6.33	6.43	1340	0.039		
Aroclor 1016-2	A	7.02	7.01	7.11	1380	0.052	NA	
	B	7.16	7.15	7.25	1400	0.079		
Aroclor 1016-3	A	7.68	7.66	7.76	1240	0.150	NA	
	B	8.31	8.30	8.40	1370	0.063		
Aroclor 1016-4	A	7.99	7.97	8.07	1260	0.045	NA	
	B	8.58	8.57	8.67	995	0.037		
Aroclor 1016-5	A	8.66	8.65	8.75	1340	0.042	NA	
	B	8.72	8.72	8.82	1090	0.033		
Aroclor-1016	A				1320		6.3	
	B				1240			
Aroclor 1260-1	A	11.05	11.02	11.16	1530	0.076	NA	
	B	11.57	11.54	11.68	1450	0.079		
Aroclor 1260-2	A	12.14	12.11	12.25	1540	0.109	NA	
	B	11.94	11.90	12.04	1580	0.082		
Aroclor 1260-3	A	12.35	12.32	12.46	1600	0.065	NA	
	B	12.74	12.71	12.85	1620	0.071		
Aroclor 1260-4	A	12.45	12.43	12.57	1760	0.037	NA	
	B	12.85	12.82	12.96	1540	0.042		
Aroclor 1260-5	A	12.75	12.73	12.87	1670	0.062	NA	
	B	13.31	13.28	13.42	1570	0.073		
Aroclor-1260	A				1620		4.4	
	B				1550			

%RPD must be less than or equal to 40% (*) Criteria exceeded.

NC - (No Criteria) %RPD is not calculated when either result is less than 2 times the reporting level.

CF = Calculated Calibration/Response Factor

FORM X PCB

Client Id: QC Laboratory Control Sample Duplicate (LCSD) BY06962

Software Version: 4.1<1L22>
Date: 4/26/2017 08:47 AM
Sample Name : LCSD 06962 10X
Data File : E:\TC2017\ECD1\04-APR\425A012.RAW Date: 4/25/2017 03:32 PM
Sequence File: E:\TC2017\ECD1\04-APR\PCBSEQ.SEQ Cycle: 629 Channel : A
Instrument : AUTO_ECD1 Rack/Vial: 0/10 Operator:
Sample Amount : 1.0000 Dilution Factor : 1.00

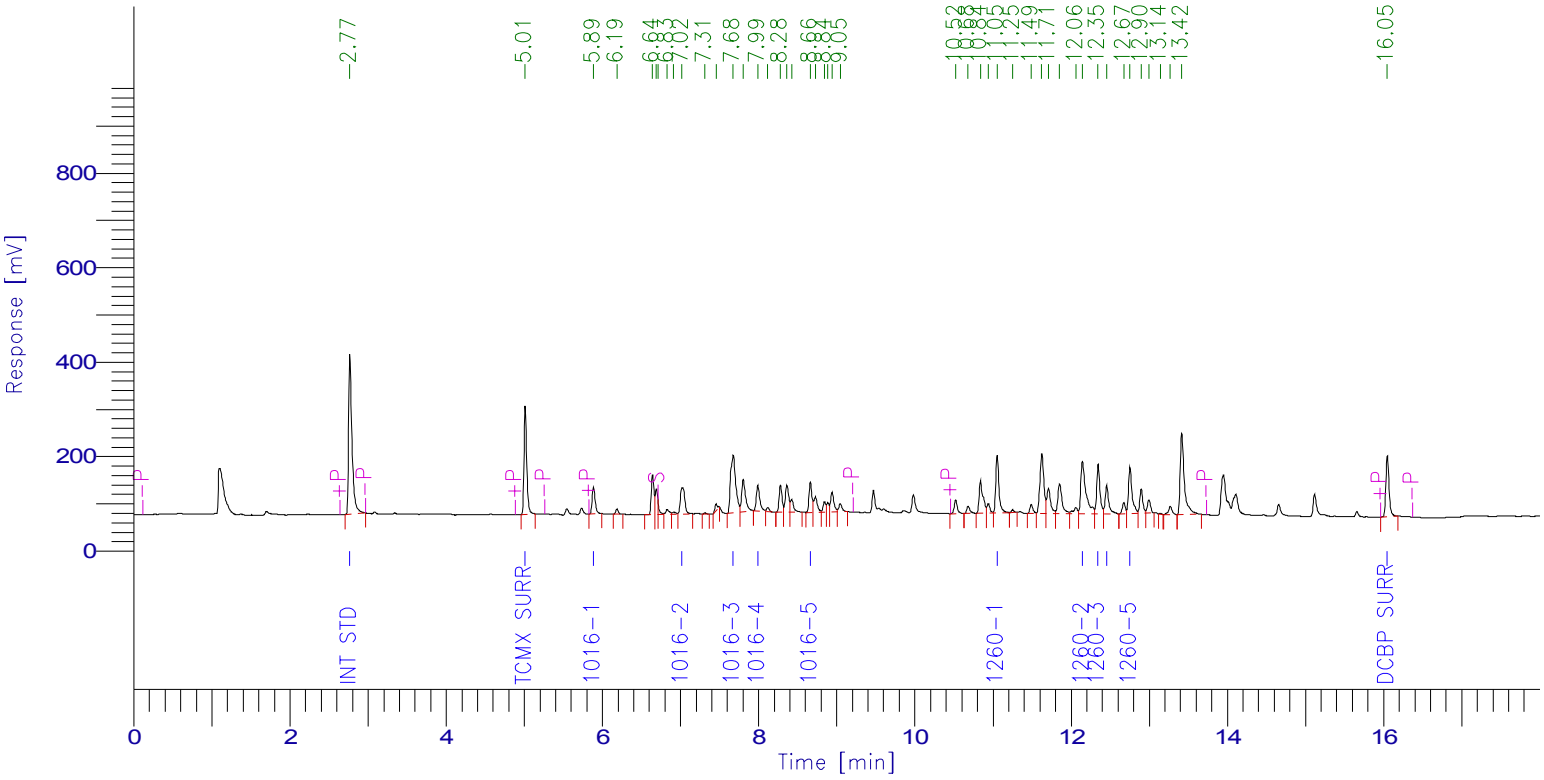

PCB Report

Time [min]	Component Name	Raw Amount	Area [µV·s]	Surrogate SM/WM	Surrogate QC / SL	Spike Rec Soils (%)	Spike Rec Water (%)
2.768	Int Std	100.0000	1002709.89	250.0000	100.0000	40.0000	20.0000
5.012	TCMX SURR	36.6666	569050.04	91.6666	36.6666	14.6666	7.3333
5.885	1016-1	422.6682	155009.52	1056.6704	422.6682	169.0673	84.5336
7.021	1016-2	412.6792	215621.68	1031.6981	412.6792	165.0717	82.5358
7.676	1016-3	372.2736	558126.33	930.6840	372.2736	148.9094	74.4547
7.989	1016-4	376.5788	170403.53	941.4471	376.5788	150.6315	75.3158
8.661	1016-5	402.6420	170508.35	1006.6051	402.6420	161.0568	80.5284
11.052	1260-1	457.8731	347539.53	1144.6826	457.8731	183.1492	91.5746
12.144	1260-2	462.7153	504521.09	1156.7883	462.7153	185.0861	92.5431
12.345	1260-3	480.9568	312349.98	1202.3921	480.9568	192.3827	96.1914
12.454	1260-4	527.2509	196038.51	1318.1273	527.2509	210.9004	105.4502
12.752	1260-5	500.1453	308455.06	1250.3633	500.1453	200.0581	100.0291
16.046	DCBP SURR	35.5749	358412.05	88.9372	35.5749	14.2299	7.1150
		4588.0249	4868745.55				

Client Id: QC Laboratory Control Sample Duplicate (LCSD) BY06962

Software Version: 4.1<1L22>
Date: 4/26/2017 08:49 AM
Sample Name : LCSD 06962 10X
Data File : E:\TC2017\ECD1\04-APR\425B012.RAW Date: 4/25/2017 03:32 PM
Sequence File: E:\TC2017\ECD1\04-APR\PCBSEQ.SEQ Cycle: 629 Channel : B
Instrument : AUTO_ECD1 Rack/Vial: 0/10 Operator:
Sample Amount : 1.0000 Dilution Factor : 1.00

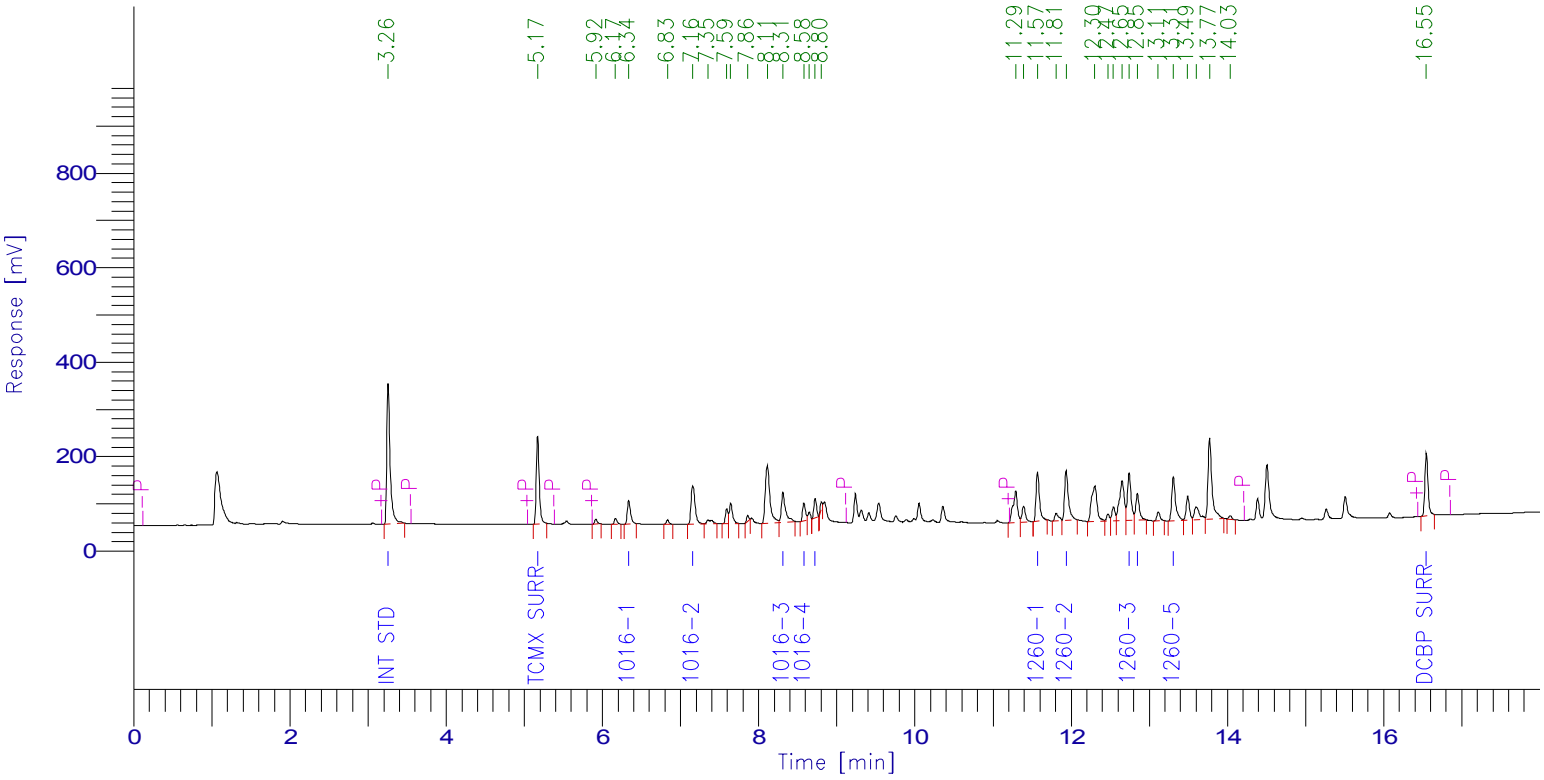

PCB Report

Time [min]	Component Name	Raw Amount	Area [µV·s]	Surrogate SM/WM	Surrogate QC / SL	Spike Rec Soils (%)	Spike Rec Water (%)
3.256	Int Std	100.0000	903618.87	250.0000	100.0000	40.0000	20.0000
5.171	TCMX SURR	34.6270	486561.76	86.5676	34.6270	13.8508	6.9254
6.336	1016-1	401.0747	141168.90	1002.6867	401.0747	160.4299	80.2149
7.155	1016-2	418.7552	297398.68	1046.8881	418.7552	167.5021	83.7510
8.310	1016-3	411.6398	235036.29	1029.0995	411.6398	164.6559	82.3280
8.580	1016-4	298.4082	99409.12	746.0206	298.4082	119.3633	59.6816
8.724	1016-5	326.3468	97309.51	815.8669	326.3468	130.5387	65.2694
11.569	1260-1	435.3129	310616.00	1088.2822	435.3129	174.1251	87.0626
11.935	1260-2	472.5591	351917.07	1181.3978	472.5591	189.0236	94.5118
12.741	1260-3	485.9378	312512.36	1214.8446	485.9378	194.3751	97.1876
12.847	1260-4	460.6463	173271.86	1151.6157	460.6463	184.2585	92.1293
13.307	1260-5	472.2646	310805.42	1180.6614	472.2646	188.9058	94.4529
16.545	DCBP SURR	37.2378	364176.34	93.0945	37.2378	14.8951	7.4476
		4354.8102	4083802.18				

1D

PCB ORGANICS ANALYSIS DATA SHEET

CLIENT SAMPLE NO.

B3-2 S-2 MS

Lab Name: Phoenix Environmental Client: NETC

Lab Code: Phoenix Instr: ECD1 Column.: RTX-440 0.32 SDG No.: GBY06958

Matrix: (soil/water) SOIL Lab Sample ID: BY06962 MS

Sample wt/vol: 15.05 (g/mL) g Lab File ID: 425A013

% Moisture: 24 decanted: (Y/N) N Date Received: 04/19/17

Extraction: (SepF/Cont/ASE) 3545 Date Extracted: 04/24/17

Concentrated Extract Volume: 5000 (uL) Date Analyzed: 04/25/17

Injection Volume: 1 (uL) Dilution Factor: 10

CONCENTRATION UNITS:
(mg/L or mg/Kg) ug/Kg

CAS NO.	COMPOUND	CF	CONC	P/C	Q	MDL	PQL
12674-11-2	Aroclor-1016	MC	1380	C		220	220
11104-28-2	Aroclor-1221	NA	220	C	U	220	220
11141-16-5	Aroclor-1232	NA	220	C	U	220	220
53469-21-9	Aroclor-1242	NA	220	C	U	220	220
12672-29-6	Aroclor-1248	NA	220	C	U	220	220
11097-69-1	Aroclor-1254	NA	220	C	U	220	220
11096-82-5	Aroclor-1260	MC	1460	C		220	220
37324-23-5	Aroclor-1262	NA	220	C	U	220	220
11100-14-4	Aroclor-1268	NA	220	C	U	220	220
2051-24-3	Decachlorobiphenyl	1.005	79	C		%	%
877-09-8	Tetrachloro-m-xylene	1.548	79	C		%	%

12674-11-2 Sample Result Calc: ((315.578raw * 10df * 5fv) / (15.05wt-vol * 0.76%sol) = 1380

Both channels need to have the compound detected for a concentration to be reported on either channel.
U1=Due to matrix interference and/or the presence of a large amount of non-target material, the reporting level for this compound has been elevated.
U2=The presence of this compound was not confirmed by the analyst based on the characteristic pattern matching of multi-component parameters, retention time, and/or peak shape.

P/C: P=Primary Result C=Confirmation Result X=Not Used CF=Calculated Calibration/Response Factor MC=Multi-Component

1D

PCB ORGANICS ANALYSIS DATA SHEET

CLIENT SAMPLE NO.

B3-2 S-2 MS

Lab Name: Phoenix Environmental Client: NETC

Lab Code: Phoenix Instr: ECD1 Column.: Rxi-Sil MS 0.32 SDG No.: GBY06958

Matrix: (soil/water) SOIL Lab Sample ID: BY06962 MS

Sample wt/vol: 15.05 (g/mL) g Lab File ID: 425B013

% Moisture: 24 decanted: (Y/N) N Date Received: 04/19/17

Extraction: (SepF/Cont/ASE) 3545 Date Extracted: 04/24/17

Concentrated Extract Volume: 5000 (uL) Date Analyzed: 04/25/17

Injection Volume: 1 (uL) Dilution Factor: 10

CONCENTRATION UNITS:
(mg/L or mg/Kg) ug/Kg

CAS NO.	COMPOUND	CF	CONC	P/C	Q	MDL	PQL
12674-11-2	Aroclor-1016	MC	1280	P		220	220
11104-28-2	Aroclor-1221	NA	220	P	U	220	220
11141-16-5	Aroclor-1232	NA	220	P	U	220	220
53469-21-9	Aroclor-1242	NA	220	P	U	220	220
12672-29-6	Aroclor-1248	NA	220	P	U	220	220
11097-69-1	Aroclor-1254	NA	220	P	U	220	220
11096-82-5	Aroclor-1260	MC	1410	P		220	220
37324-23-5	Aroclor-1262	NA	220	P	U	220	220
11100-14-4	Aroclor-1268	NA	220	P	U	220	220
2051-24-3	Decachlorobiphenyl	1.082	81	P		%	%
877-09-8	Tetrachloro-m-xylene	1.555	74	P		%	%

12674-11-2 Sample Result Calc: ((291.915raw * 10df * 5fv) / (15.05wt-vol * 0.76%sol) = 1280

Both channels need to have the compound detected for a concentration to be reported on either channel.
U1=Due to matrix interference and/or the presence of a large amount of non-target material, the reporting level for this compound has been elevated.
U2=The presence of this compound was not confirmed by the analyst based on the characteristic pattern matching of multi-component parameters, retention time, and/or peak shape.

P/C: P=Primary Result C=Confirmation Result X=Not Used CF=Calculated Calibration/Response Factor MC=Multi-Component

CLIENT SAMPLE NO

B3-2 S-2 MS

PCB IDENTIFICATION SUMMARY

Lab Name: Phoenix Environmental Labs Client: NETC

Lab Code: Phoenix Lab File ID: 425A013 | 425B013 SDG No.: GBY06958

Lab SampleID: BY06962 Instrument ID: ECD1 Date Analyzed: 4/25/17 15:54

GC Column(A): RTX-440 ID: 0.32 (mm) GC Column(B): Rxi-Sil MS ID: 0.32 (mm)

ANALYTE	COL	RT	RT WINDOW FROM	RT WINDOW TO	CALCULATED CONC	CF	%RPD	*
Aroclor 1016-1	A	5.89	5.87	5.97	1270	0.037	NA	
	B	6.34	6.33	6.43	1320	0.039		
Aroclor 1016-2	A	7.04	7.01	7.11	Not Used		NA	
	B	7.16	7.15	7.25	1390	0.079		
Aroclor 1016-3	A	7.68	7.66	7.76	1380	0.150	NA	
	B	8.32	8.30	8.40	1360	0.063		
Aroclor 1016-4	A	7.99	7.97	8.07	1460	0.045	NA	
	B	8.58	8.57	8.67	1160	0.037		
Aroclor 1016-5	A	8.67	8.65	8.75	1400	0.042	NA	
	B	8.73	8.72	8.82	1150	0.033		
Aroclor-1016	A				1380		7.5	
	B				1280			
Aroclor 1260-1	A	11.06	11.02	11.16	1480	0.076	NA	
	B	11.58	11.54	11.68	1220	0.079		
Aroclor 1260-2	A	12.15	12.11	12.25	1120	0.109	NA	
	B	11.94	11.90	12.04	1450	0.082		
Aroclor 1260-3	A	12.35	12.32	12.46	1240	0.065	NA	
	B	12.75	12.71	12.85	1580	0.071		
Aroclor 1260-4	A	12.46	12.43	12.57	1550	0.037	NA	
	B	12.85	12.82	12.96	1380	0.042		
Aroclor 1260-5	A	12.76	12.73	12.87	1910	0.062	NA	
	B	13.31	13.28	13.42	1420	0.073		
Aroclor-1260	A				1460		3.5	
	B				1410			

%RPD must be less than or equal to 40% (*) Criteria exceeded.

NC - (No Criteria) %RPD is not calculated when either result is less than 2 times the reporting level.

CF = Calculated Calibration/Response Factor

FORM X PCB

Client Id: QC Matrix Sample (MS) B3-2 S-2

Software Version: 4.1<1L22>
Date: 4/26/2017 08:47 AM
Sample Name : MS 06962 10X
Data File : E:\TC2017\ECD1\04-APR\425A013.RAW Date: 4/25/2017 03:54 PM
Sequence File: E:\TC2017\ECD1\04-APR\PCBSEQ.SEQ Cycle: 630 Channel : A
Instrument : AUTO_ECD1 Rack/Vial: 0/11 Operator:
Sample Amount : 1.0000 Dilution Factor : 1.00

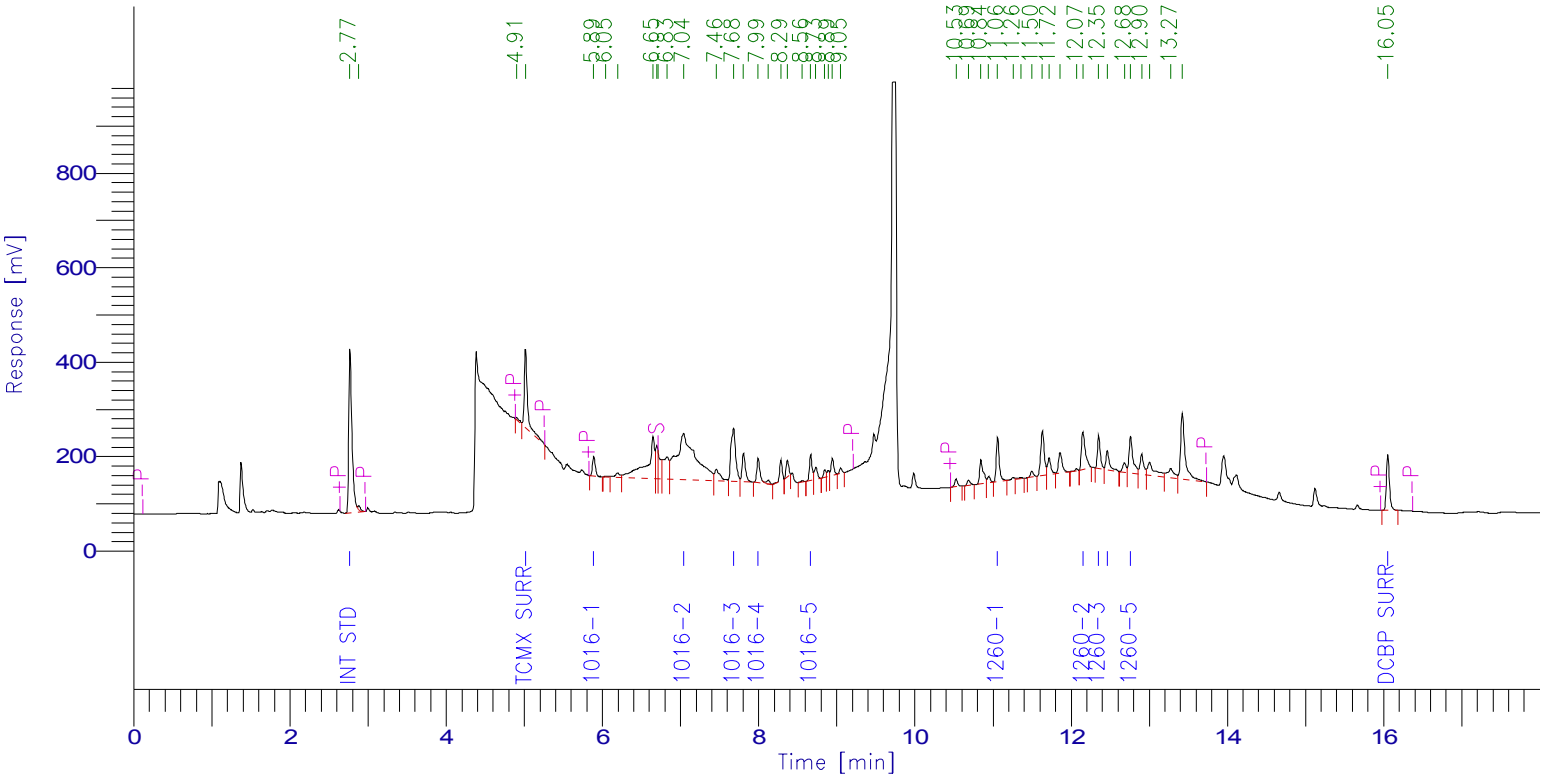

PCB Report

Time [min]	Component Name	Raw Amount	Area [µV·s]	Surrogate SM/WM	Surrogate QC / SL	Spike Rec Soils (%)	Spike Rec Water (%)
2.769	Int Std	100.0000	995360.05	250.0000	100.0000	40.0000	20.0000
5.016	TCMX SURR	31.4505	484520.96	78.6263	31.4505	12.5802	6.2901
5.889	1016-1	290.3875	105716.21	725.9687	290.3875	116.1550	58.0775
7.040	1016-2	3233.8209	1677261.06	8084.5522	3233.8209	1293.5284	646.7642
7.680	1016-3	316.6958	471321.84	791.7396	316.6958	126.6783	63.3392
7.994	1016-4	334.6516	150321.26	836.6289	334.6516	133.8606	66.9303
8.665	1016-5	320.5782	134761.37	801.4455	320.5782	128.2313	64.1156
11.058	1260-1	338.0536	254712.13	845.1341	338.0536	135.2214	67.6107
12.150	1260-2	255.0986	276107.62	637.7465	255.0986	102.0394	51.0197
12.351	1260-3	284.7486	183570.04	711.8714	284.7486	113.8994	56.9497
12.462	1260-4	354.8539	130972.03	887.1348	354.8539	141.9416	70.9708
12.759	1260-5	436.3925	267163.94	1090.9812	436.3925	174.5570	87.2785
16.052	DCBP SURR	31.6399	316430.88	79.0997	31.6399	12.6559	6.3280
		6328.3715	5448219.40				

Client Id: QC Matrix Sample (MS) B3-2 S-2

Software Version: 4.1<1L22>
Date: 4/26/2017 08:49 AM
Sample Name : MS 06962 10X
Data File : E:\TC2017\ECD1\04-APR\425B013.RAW Date: 4/25/2017 03:54 PM
Sequence File: E:\TC2017\ECD1\04-APR\PCBSEQ.SEQ Cycle: 630 Channel : B
Instrument : AUTO_ECD1 Rack/Vial: 0/11 Operator:
Sample Amount : 1.0000 Dilution Factor : 1.00

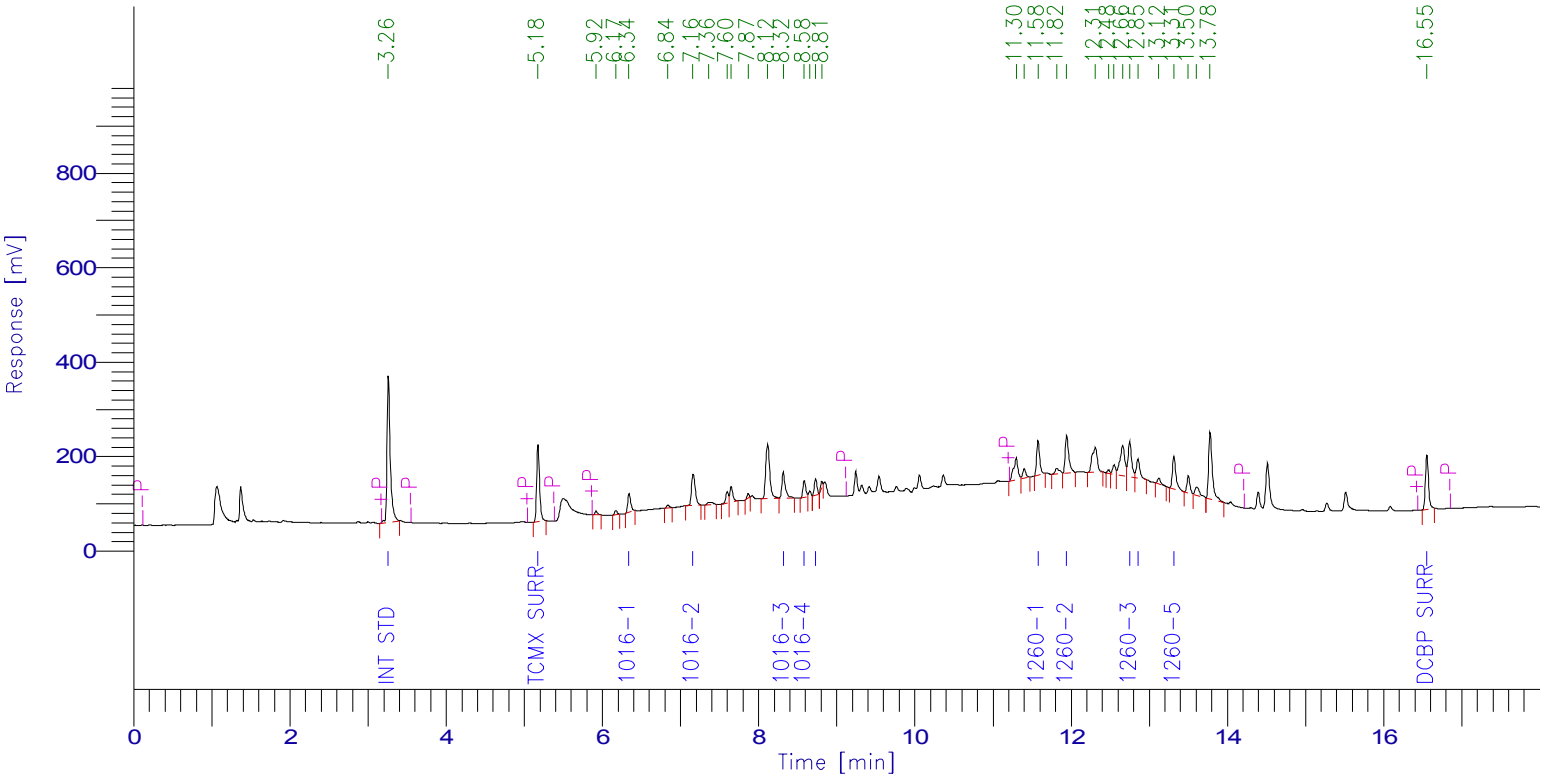

PCB Report

Time [min]	Component Name	Raw Amount	Area [µV·s]	Surrogate SM/WM	Surrogate QC / SL	Spike Rec Soils (%)	Spike Rec Water (%)
3.260	Int Std	100.0000	903271.93	250.0000	100.0000	40.0000	20.0000
5.176	TCMX SURR	29.6542	416526.33	74.1355	29.6542	11.8617	5.9308
6.341	1016-1	302.0870	106286.75	755.2176	302.0870	120.8348	60.4174
7.160	1016-2	317.7888	225605.98	794.4720	317.7888	127.1155	63.5578
8.315	1016-3	311.2353	177639.56	778.0883	311.2353	124.4941	62.2471
8.584	1016-4	265.8148	88517.24	664.5371	265.8148	106.3259	53.1630
8.729	1016-5	262.6483	78285.93	656.6206	262.6483	105.0593	52.5297
11.576	1260-1	277.9998	198289.63	694.9995	277.9998	111.1999	55.6000
11.942	1260-2	331.9291	247094.32	829.8228	331.9291	132.7716	66.3858
12.748	1260-3	362.2791	232896.51	905.6977	362.2791	144.9116	72.4558
12.854	1260-4	316.1823	118886.15	790.4558	316.1823	126.4729	63.2365
13.314	1260-5	324.6615	213583.25	811.6537	324.6615	129.8646	64.9323
16.551	DCBP SURR	32.4213	316950.91	81.0534	32.4213	12.9685	6.4843
		3234.7016	3323834.48				

1D

PCB ORGANICS ANALYSIS DATA SHEET

CLIENT SAMPLE NO.

B3-2 S-2 MSD

Lab Name: Phoenix Environmental Client: NETC

Lab Code: Phoenix Instr: ECD1 Column.: RTX-440 0.32 SDG No.: GBY06958

Matrix: (soil/water) SOIL Lab Sample ID: BY06962 MSD

Sample wt/vol: 15.14 (g/mL) g Lab File ID: 425A014

% Moisture: 24 decanted: (Y/N) N Date Received: 04/19/17

Extraction: (SepF/Cont/ASE) 3545 Date Extracted: 04/24/17

Concentrated Extract Volume: 5000 (uL) Date Analyzed: 04/25/17

Injection Volume: 1 (uL) Dilution Factor: 10

CONCENTRATION UNITS:
(mg/L or mg/Kg) ug/Kg

CAS NO.	COMPOUND	CF	CONC	P/C	Q	MDL	PQL
12674-11-2	Aroclor-1016	MC	1670	C		220	220
11104-28-2	Aroclor-1221	NA	220	C	U	220	220
11141-16-5	Aroclor-1232	NA	220	C	U	220	220
53469-21-9	Aroclor-1242	NA	220	C	U	220	220
12672-29-6	Aroclor-1248	NA	220	C	U	220	220
11097-69-1	Aroclor-1254	NA	220	C	U	220	220
11096-82-5	Aroclor-1260	MC	1710	C		220	220
37324-23-5	Aroclor-1262	NA	220	C	U	220	220
11100-14-4	Aroclor-1268	NA	220	C	U	220	220
2051-24-3	Decachlorobiphenyl	1.005	90	C		%	%
877-09-8	Tetrachloro-m-xylene	1.548	93	C		%	%

12674-11-2 Sample Result Calc: ((384.598raw * 10df * 5fv) / (15.14wt-vol * 0.76%sol) = 1670

Both channels need to have the compound detected for a concentration to be reported on either channel.
U1=Due to matrix interference and/or the presence of a large amount of non-target material, the reporting level for this compound has been elevated.
U2=The presence of this compound was not confirmed by the analyst based on the characteristic pattern matching of multi-component parameters, retention time, and/or peak shape.

P/C: P=Primary Result C=Confirmation Result X=Not Used CF=Calculated Calibration/Response Factor MC=Multi-Component

1D

PCB ORGANICS ANALYSIS DATA SHEET

CLIENT SAMPLE NO.

B3-2 S-2 MSD

Lab Name: Phoenix Environmental Client: NETC

Lab Code: Phoenix Instr: ECD1 Column.: Rxi-Sil MS 0.32 SDG No.: GBY06958

Matrix: (soil/water) SOIL Lab Sample ID: BY06962 MSD

Sample wt/vol: 15.14 (g/mL) g Lab File ID: 425B014

% Moisture: 24 decanted: (Y/N) N Date Received: 04/19/17

Extraction: (SepF/Cont/ASE) 3545 Date Extracted: 04/24/17

Concentrated Extract Volume: 5000 (uL) Date Analyzed: 04/25/17

Injection Volume: 1 (uL) Dilution Factor: 10

CONCENTRATION UNITS:
(mg/L or mg/Kg) ug/Kg

CAS NO.	COMPOUND	CF	CONC	P/C	Q	MDL	PQL
12674-11-2	Aroclor-1016	MC	1560	P		220	220
11104-28-2	Aroclor-1221	NA	220	P	U	220	220
11141-16-5	Aroclor-1232	NA	220	P	U	220	220
53469-21-9	Aroclor-1242	NA	220	P	U	220	220
12672-29-6	Aroclor-1248	NA	220	P	U	220	220
11097-69-1	Aroclor-1254	NA	220	P	U	220	220
11096-82-5	Aroclor-1260	MC	1630	P		220	220
37324-23-5	Aroclor-1262	NA	220	P	U	220	220
11100-14-4	Aroclor-1268	NA	220	P	U	220	220
2051-24-3	Decachlorobiphenyl	1.082	89	P		%	%
877-09-8	Tetrachloro-m-xylene	1.555	87	P		%	%

12674-11-2 Sample Result Calc: ((359.418raw * 10df * 5fv) / (15.14wt-vol * 0.76%sol) = 1560

Both channels need to have the compound detected for a concentration to be reported on either channel.
U1=Due to matrix interference and/or the presence of a large amount of non-target material, the reporting level for this compound has been elevated.
U2=The presence of this compound was not confirmed by the analyst based on the characteristic pattern matching of multi-component parameters, retention time, and/or peak shape.

P/C: P=Primary Result C=Confirmation Result X=Not Used CF=Calculated Calibration/Response Factor MC=Multi-Component

CLIENT SAMPLE NO

B3-2 S-2 MSD

PCB IDENTIFICATION SUMMARY

Lab Name: Phoenix Environmental Labs Client: NETC

Lab Code: Phoenix Lab File ID: 425A014 | 425B014 SDG No.: GBY06958

Lab SampleID: BY06962 Instrument ID: ECD1 Date Analyzed: 4/25/17 16:17

GC Column(A): RTX-440 ID: 0.32 (mm) GC Column(B): Rxi-Sil MS ID: 0.32 (mm)

ANALYTE	COL	RT	RT WINDOW FROM	RT WINDOW TO	CALCULATED CONC	CF	%RPD	*
Aroclor 1016-1	A	5.89	5.87	5.97	1670	0.037	NA	
	B	6.34	6.33	6.43	1990	0.039		
Aroclor 1016-2	A	7.04	7.01	7.11	1850	0.052	NA	
	B	7.16	7.15	7.25	1590	0.079		
Aroclor 1016-3	A	7.68	7.66	7.76	1450	0.150	NA	
	B	8.31	8.30	8.40	1580	0.063		
Aroclor 1016-4	A	7.99	7.97	8.07	1680	0.045	NA	
	B	8.58	8.57	8.67	1330	0.037		
Aroclor 1016-5	A	8.66	8.65	8.75	1710	0.042	NA	
	B	8.73	8.72	8.82	1320	0.033		
Aroclor-1016	A				1670		6.8	
	B				1560			
Aroclor 1260-1	A	11.06	11.02	11.16	1870	0.076	NA	
	B	11.58	11.54	11.68	1420	0.079		
Aroclor 1260-2	A	12.15	12.11	12.25	1410	0.109	NA	
	B	11.94	11.90	12.04	1670	0.082		
Aroclor 1260-3	A	12.35	12.32	12.46	1590	0.065	NA	
	B	12.75	12.71	12.85	1780	0.071		
Aroclor 1260-4	A	12.46	12.43	12.57	1840	0.037	NA	
	B	12.85	12.82	12.96	1640	0.042		
Aroclor 1260-5	A	12.76	12.73	12.87	1850	0.062	NA	
	B	13.31	13.28	13.42	1640	0.073		
Aroclor-1260	A				1710		4.8	
	B				1630			

%RPD must be less than or equal to 40% (*) Criteria exceeded.

NC - (No Criteria) %RPD is not calculated when either result is less than 2 times the reporting level.

CF = Calculated Calibration/Response Factor

FORM X PCB

Client Id: QC Matrix Sample Duplicate (MSD) B3-2 S-2

Software Version: 4.1<1L22>
Date: 4/26/2017 08:47 AM
Sample Name : MSD 06962 10X
Data File : E:\TC2017\ECD1\04-APR\425A014.RAW Date: 4/25/2017 04:17 PM
Sequence File: E:\TC2017\ECD1\04-APR\PCBSEQ.SEQ Cycle: 631 Channel : A
Instrument : AUTO_ECD1 Rack/Vial: 0/12 Operator:
Sample Amount : 1.0000 Dilution Factor : 1.00

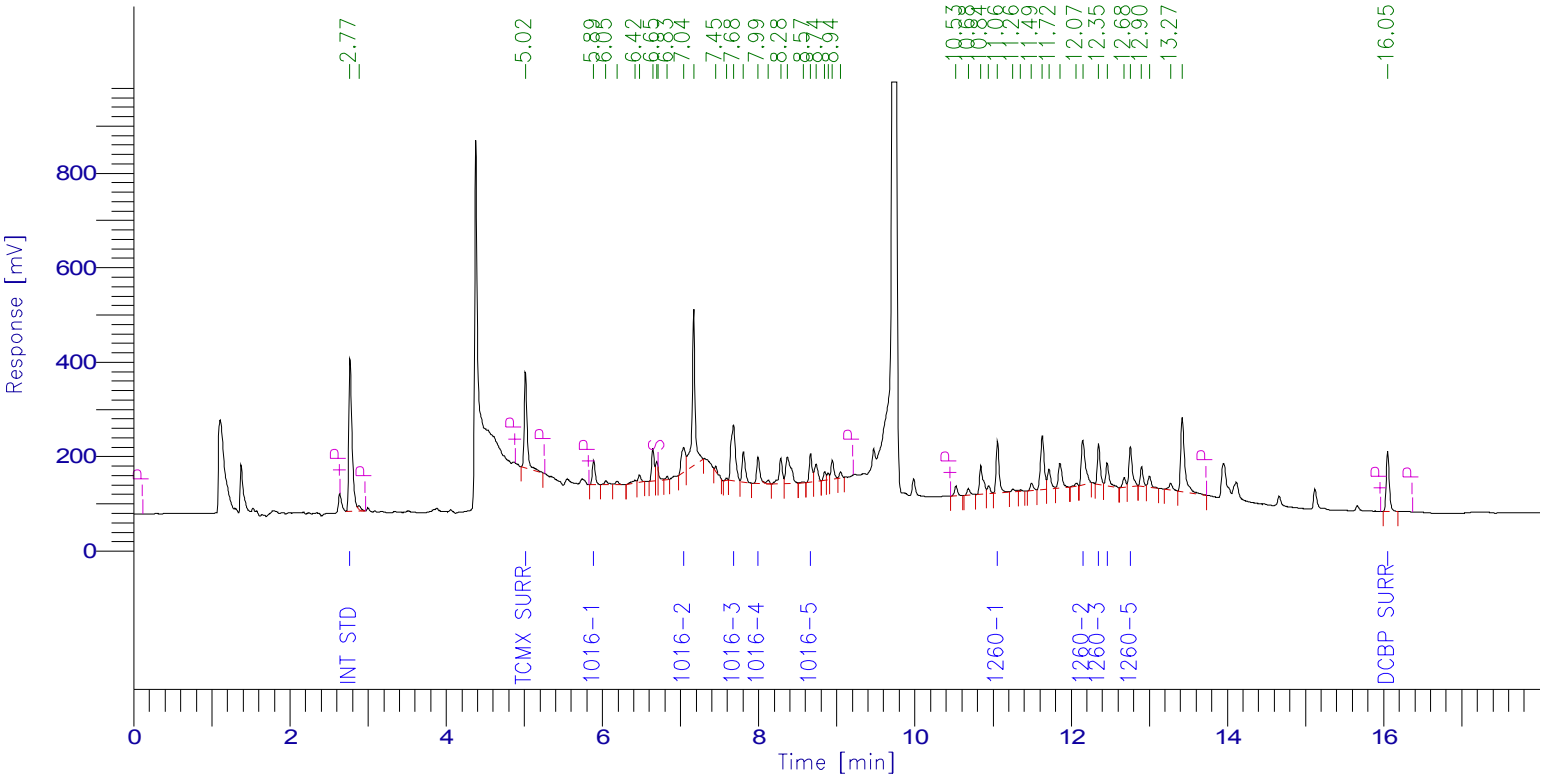

PCB Report

Time [min]	Component Name	Raw Amount	Area [µV·s]	Surrogate SM/WM	Surrogate QC / SL	Spike Rec Soils (%)	Spike Rec Water (%)
2.770	Int Std	100.0000	938887.12	250.0000	100.0000	40.0000	20.0000
5.015	TCMX SURR	37.0726	538729.03	92.6814	37.0726	14.8290	7.4145
5.888	1016-1	383.5521	131710.76	958.8802	383.5521	153.4208	76.7104
7.041	1016-2	424.6030	207730.84	1061.5076	424.6030	169.8412	84.9206
7.679	1016-3	334.6963	469850.01	836.7407	334.6963	133.8785	66.9393
7.992	1016-4	387.0003	163972.91	967.5009	387.0003	154.8001	77.4001
8.664	1016-5	393.1377	155886.81	982.8444	393.1377	157.2551	78.6275
11.056	1260-1	429.6145	305334.66	1074.0362	429.6145	171.8458	85.9229
12.149	1260-2	324.2556	331047.99	810.6389	324.2556	129.7022	64.8511
12.351	1260-3	367.0029	223173.65	917.5072	367.0029	146.8011	73.4006
12.460	1260-4	423.5904	147471.54	1058.9760	423.5904	169.4362	84.7181
12.757	1260-5	425.4509	245687.57	1063.6272	425.4509	170.1803	85.0902
16.050	DCBP SURR	36.0408	339994.67	90.1021	36.0408	14.4163	7.2082
		4066.0170	4199477.56				

Client Id: QC Matrix Sample Duplicate (MSD) B3-2 S-2

Software Version: 4.1<1L22>
Date: 4/26/2017 08:49 AM
Sample Name : MSD 06962 10X
Data File : E:\TC2017\ECD1\04-APR\425B014.RAW Date: 4/25/2017 04:17 PM
Sequence File: E:\TC2017\ECD1\04-APR\PCBSEQ.SEQ Cycle: 631 Channel : B
Instrument : AUTO_ECD1 Rack/Vial: 0/12 Operator:
Sample Amount : 1.0000 Dilution Factor : 1.00

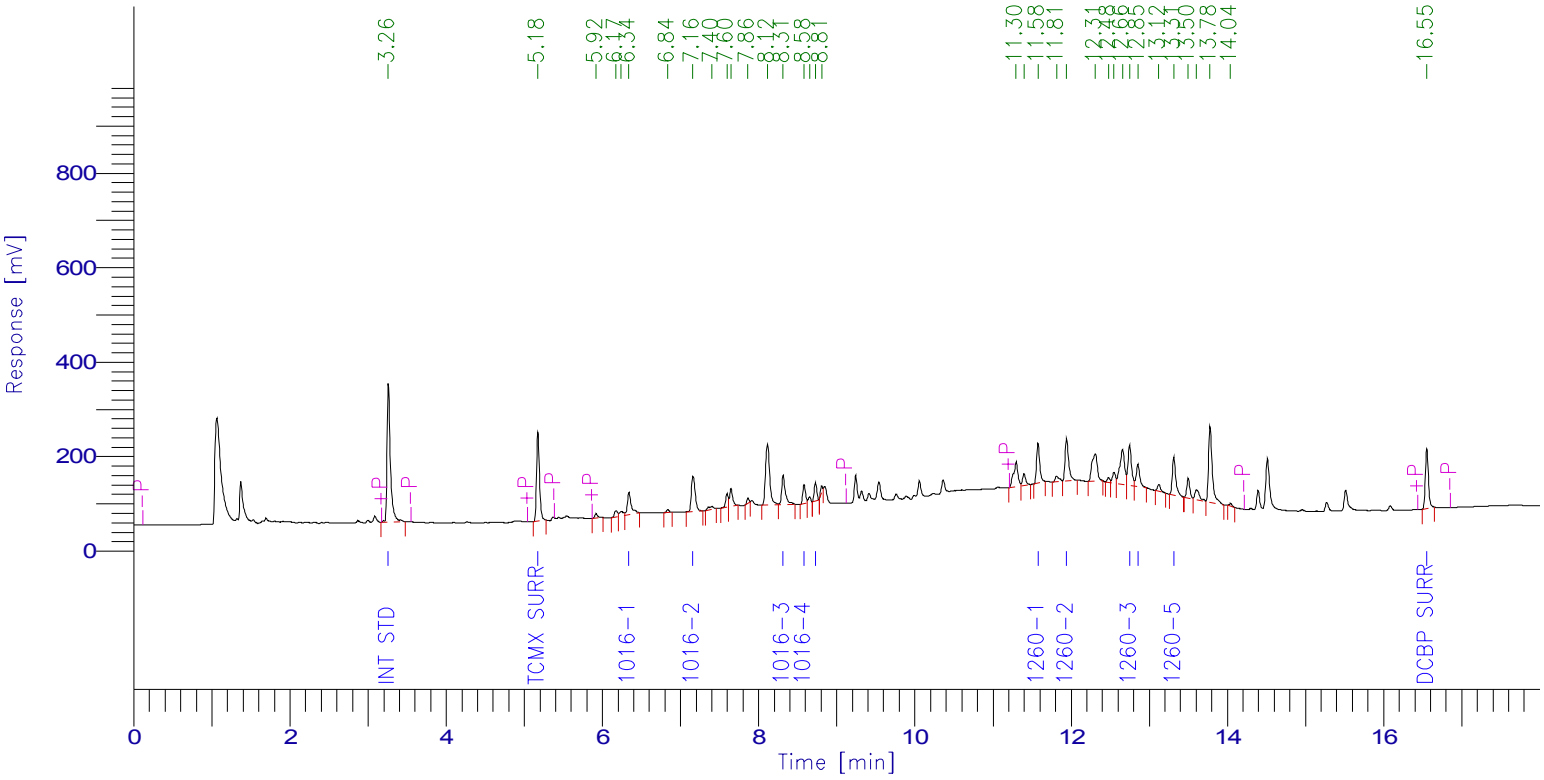

PCB Report

Time [min]	Component Name	Raw Amount	Area [µV·s]	Surrogate SM/WM	Surrogate QC / SL	Spike Rec Soils (%)	Spike Rec Water (%)
3.260	Int Std	100.0000	895634.42	250.0000	100.0000	40.0000	20.0000
5.175	TCMX SURR	34.7309	483709.68	86.8273	34.7309	13.8924	6.9462
6.340	1016-1	457.0235	159440.19	1142.5587	457.0235	182.8094	91.4047
7.159	1016-2	365.4127	257221.90	913.5318	365.4127	146.1651	73.0825
8.313	1016-3	364.2292	206128.39	910.5730	364.2292	145.6917	72.8458
8.582	1016-4	306.4780	101195.28	766.1950	306.4780	122.5912	61.2956
8.727	1016-5	303.9482	89829.92	759.8705	303.9482	121.5793	60.7896
11.575	1260-1	325.9703	230539.75	814.9257	325.9703	130.3881	65.1941
11.940	1260-2	383.4250	283015.39	958.5624	383.4250	153.3700	76.6850
12.747	1260-3	408.6360	260476.53	1021.5900	408.6360	163.4544	81.7272
12.854	1260-4	377.1120	140597.10	942.7801	377.1120	150.8448	75.4224
13.313	1260-5	376.6502	245689.67	941.6255	376.6502	150.6601	75.3300
16.550	DCBP SURR	35.6912	345966.93	89.2280	35.6912	14.2765	7.1382
		3839.3072	3699445.12				

1D

PCB ORGANICS ANALYSIS DATA SHEET

CLIENT SAMPLE NO.

BY06962 BL

Lab Name: Phoenix Environmental Client: NETC

Lab Code: Phoenix Instr: ECD1 Column.: RTX-440 0.32 SDG No.: GBY06958

Matrix: (soil/water) SOIL Lab Sample ID: BY06962 BL

Sample wt/vol: 15 (g/mL) g Lab File ID: 425A010

% Moisture: n.a. decanted: (Y/N) N Date Received: 04/19/17

Extraction: (SepF/Cont/ASE) 3545 Date Extracted: 04/24/17

Concentrated Extract Volume: 5000 (uL) Date Analyzed: 04/25/17

Injection Volume: 1 (uL) Dilution Factor: 2

CONCENTRATION UNITS:
(mg/L or mg/Kg) ug/Kg

CAS NO.	COMPOUND	CF	CONC	P/C	Q	MDL	PQL
12674-11-2	Aroclor-1016	NA	33	C	U	33	33
11104-28-2	Aroclor-1221	NA	33	C	U	33	33
11141-16-5	Aroclor-1232	NA	33	C	U	33	33
53469-21-9	Aroclor-1242	NA	33	C	U	33	33
12672-29-6	Aroclor-1248	NA	33	C	U	33	33
11097-69-1	Aroclor-1254	NA	33	C	U	33	33
11096-82-5	Aroclor-1260	NA	33	C	U	33	33
37324-23-5	Aroclor-1262	NA	33	C	U	33	33
11100-14-4	Aroclor-1268	NA	33	C	U	33	33
2051-24-3	Decachlorobiphenyl	1.005	85	C		%	%
877-09-8	Tetrachloro-m-xylene	1.548	87	C		%	%

11100-14-4 Sample PQL Calc: (50raw * 2df * 5fv) / (15wt-vol * 1.00%sol) = 33

Both channels need to have the compound detected for a concentration to be reported on either channel.
U1=Due to matrix interference and/or the presence of a large amount of non-target material, the reporting level for this compound has been elevated.
U2=The presence of this compound was not confirmed by the analyst based on the characteristic pattern matching of multi-component parameters, retention time, and/or peak shape.

P/C: P=Primary Result C=Confirmation Result X=Not Used CF=Calculated Calibration/Response Factor MC=Multi-Component

1D

PCB ORGANICS ANALYSIS DATA SHEET

CLIENT SAMPLE NO.

BY06962 BL

Lab Name: Phoenix Environmental Client: NETC

Lab Code: Phoenix Instr: ECD1 Column.: Rxi-Sil MS 0.32 SDG No.: GBY06958

Matrix: (soil/water) SOIL Lab Sample ID: BY06962 BL

Sample wt/vol: 15 (g/mL) g Lab File ID: 425B010

% Moisture: n.a. decanted: (Y/N) N Date Received: 04/19/17

Extraction: (SepF/Cont/ASE) 3545 Date Extracted: 04/24/17

Concentrated Extract Volume: 5000 (uL) Date Analyzed: 04/25/17

Injection Volume: 1 (uL) Dilution Factor: 2

CONCENTRATION UNITS:
(mg/L or mg/Kg) ug/Kg

CAS NO.	COMPOUND	CF	CONC	P/C	Q	MDL	PQL
12674-11-2	Aroclor-1016	NA	33	P	U	33	33
11104-28-2	Aroclor-1221	NA	33	P	U	33	33
11141-16-5	Aroclor-1232	NA	33	P	U	33	33
53469-21-9	Aroclor-1242	NA	33	P	U	33	33
12672-29-6	Aroclor-1248	NA	33	P	U	33	33
11097-69-1	Aroclor-1254	NA	33	P	U	33	33
11096-82-5	Aroclor-1260	NA	33	P	U	33	33
37324-23-5	Aroclor-1262	NA	33	P	U	33	33
11100-14-4	Aroclor-1268	NA	33	P	U	33	33
2051-24-3	Decachlorobiphenyl	1.082	98	P		%	%
877-09-8	Tetrachloro-m-xylene	1.555	88	P		%	%

11100-14-4 Sample PQL Calc: (50raw * 2df * 5fv) / (15wt-vol * 1.00%sol) = 33

Both channels need to have the compound detected for a concentration to be reported on either channel.
U1=Due to matrix interference and/or the presence of a large amount of non-target material, the reporting level for this compound has been elevated.
U2=The presence of this compound was not confirmed by the analyst based on the characteristic pattern matching of multi-component parameters, retention time, and/or peak shape.

P/C: P=Primary Result C=Confirmation Result X=Not Used CF=Calculated Calibration/Response Factor MC=Multi-Component

Client Id: QC Blank BY06962

Software Version: 4.1<1L22>
Date: 4/26/2017 08:47 AM
Sample Name : BLK 06962 2X
Data File : E:\TC2017\ECD1\04-APR\425A010.RAW Date: 4/25/2017 02:47 PM
Sequence File: E:\TC2017\ECD1\04-APR\PCBSEQ.SEQ Cycle: 627 Channel : A
Instrument : AUTO_ECD1 Rack/Vial: 0/8 Operator:
Sample Amount : 1.0000 Dilution Factor : 1.00

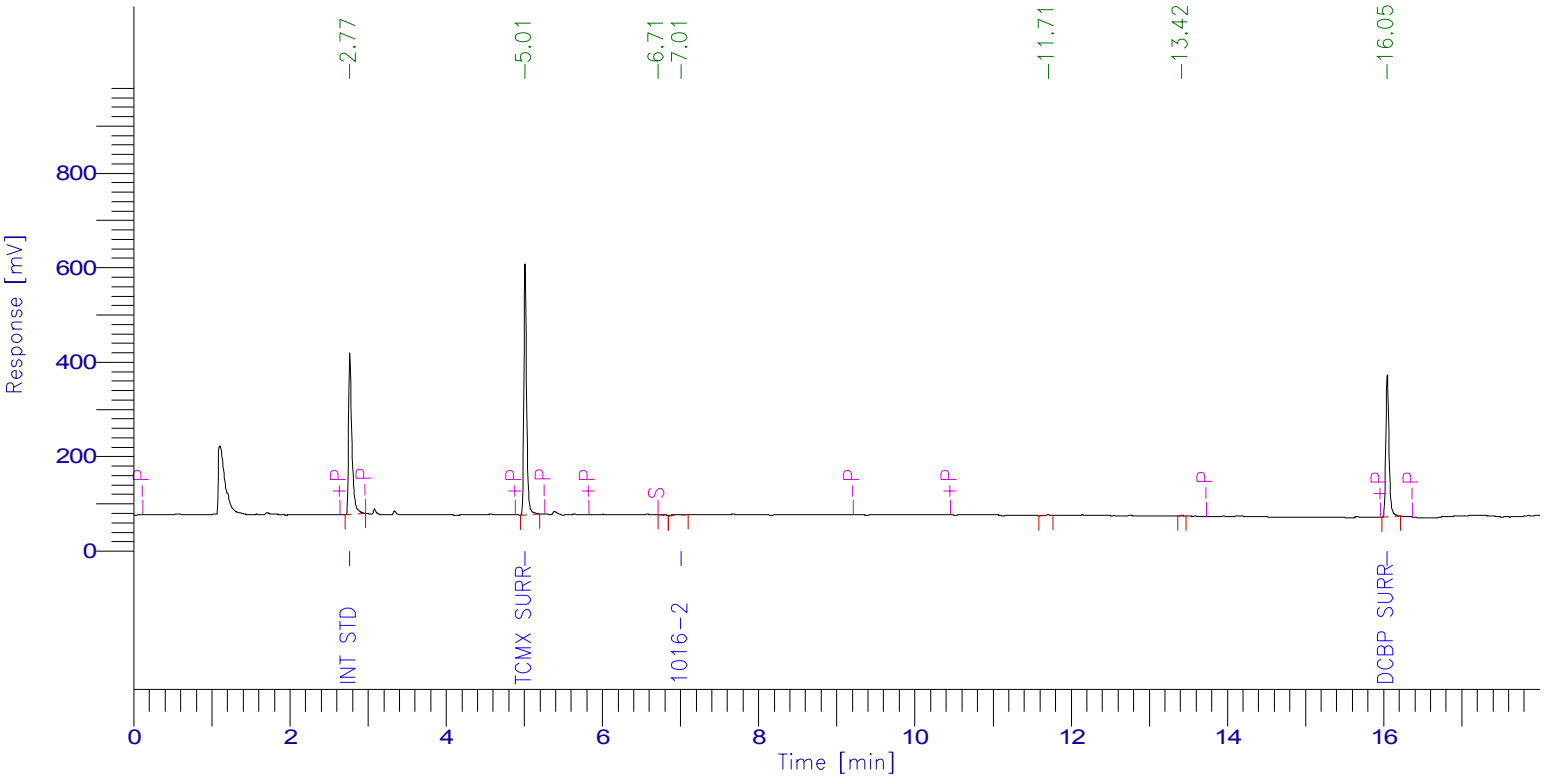

PCB Report

Time [min]	Component Name	Raw Amount	Area [µV·s]	Surrogate SM/WM	Surrogate QC / SL	Spike Rec Soils (%)	Spike Rec Water (%)
2.767	Int Std	100.0000	994135.03	250.0000	100.0000	40.0000	20.0000
5.011	TCMX SURR	86.9928	1338544.58	217.4819	86.9928	34.7971	17.3986
5.877	1016-1	0.0000	0.00	0.0000	0.0000	0.0000	0.0000
7.011	1016-2	25.9591	13447.44	64.8977	25.9591	10.3836	5.1918
7.656	1016-3	0.0000	0.00	0.0000	0.0000	0.0000	0.0000
7.969	1016-4	0.0000	0.00	0.0000	0.0000	0.0000	0.0000
8.640	1016-5	0.0000	0.00	0.0000	0.0000	0.0000	0.0000
11.037	1260-1	0.0000	0.00	0.0000	0.0000	0.0000	0.0000
12.115	1260-2	0.0000	0.00	0.0000	0.0000	0.0000	0.0000
12.324	1260-3	0.0000	0.00	0.0000	0.0000	0.0000	0.0000
12.433	1260-4	0.0000	0.00	0.0000	0.0000	0.0000	0.0000
12.729	1260-5	0.0000	0.00	0.0000	0.0000	0.0000	0.0000
16.046	DCBP SURR	85.0494	849533.45	212.6234	85.0494	34.0197	17.0099
		298.0012	3195660.50				

Client Id: QC Blank BY06962

Software Version: 4.1<1L22>
Date: 4/26/2017 08:49 AM
Sample Name : BLK 06962 2X
Data File : E:\TC2017\ECD1\04-APR\425B010.RAW Date: 4/25/2017 02:47 PM
Sequence File: E:\TC2017\ECD1\04-APR\PCBSEQ.SEQ Cycle: 627 Channel : B
Instrument : AUTO_ECD1 Rack/Vial: 0/8 Operator:
Sample Amount : 1.0000 Dilution Factor : 1.00

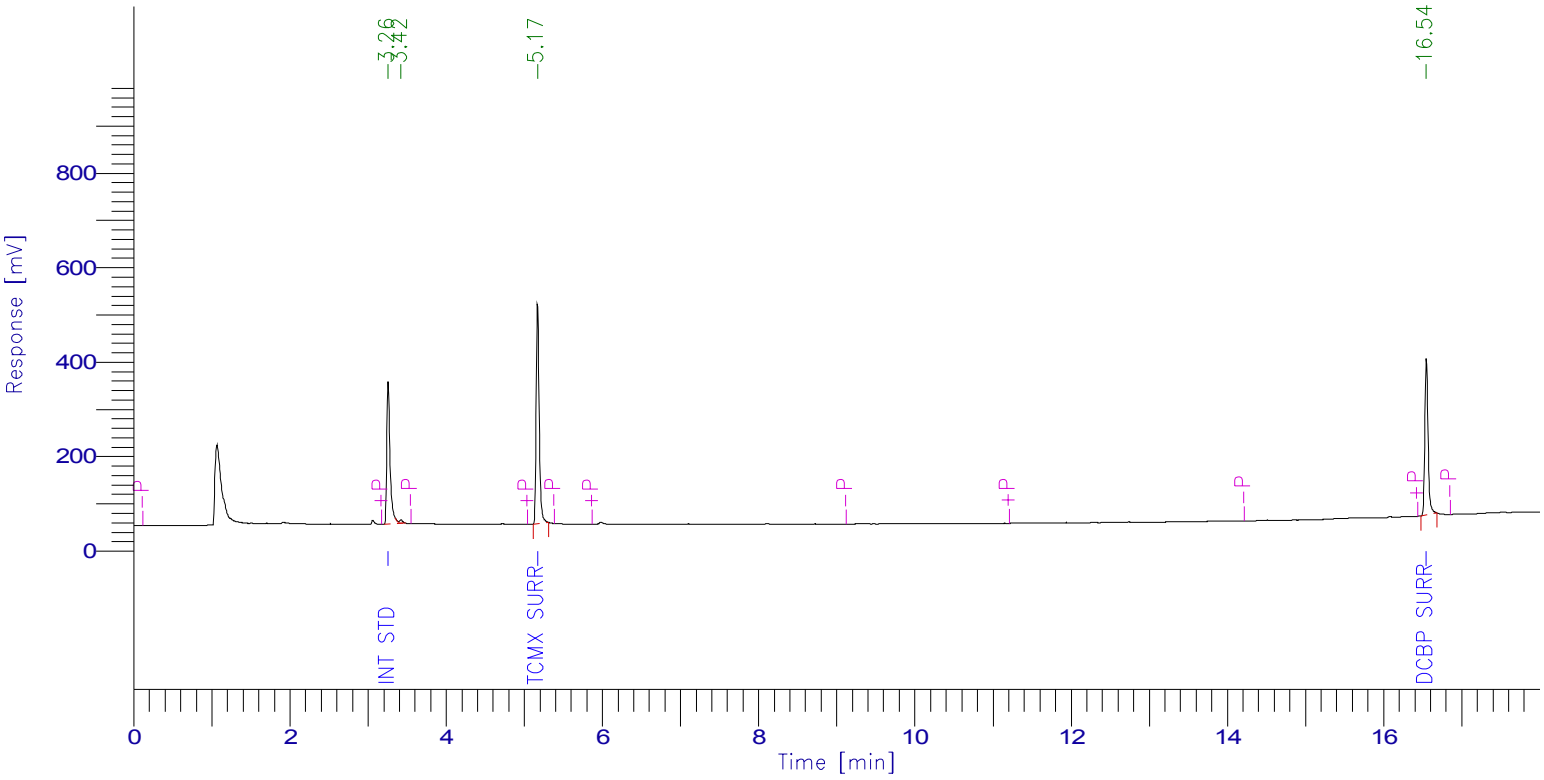

PCB Report

Time [min]	Component Name	Raw Amount	Area [µV·s]	Surrogate SM/WM	Surrogate QC / SL	Spike Rec Soils (%)	Spike Rec Water (%)
3.257	Int Std	100.0000	899194.96	250.0000	100.0000	40.0000	20.0000
5.170	TCMX SURR	88.3964	1236021.31	220.9910	88.3964	35.3586	17.6793
6.345	1016-1	0.0000	0.00	0.0000	0.0000	0.0000	0.0000
7.165	1016-2	0.0000	0.00	0.0000	0.0000	0.0000	0.0000
8.309	1016-3	0.0000	0.00	0.0000	0.0000	0.0000	0.0000
8.577	1016-4	0.0000	0.00	0.0000	0.0000	0.0000	0.0000
8.724	1016-5	0.0000	0.00	0.0000	0.0000	0.0000	0.0000
11.592	1260-1	0.0000	0.00	0.0000	0.0000	0.0000	0.0000
11.950	1260-2	0.0000	0.00	0.0000	0.0000	0.0000	0.0000
12.761	1260-3	0.0000	0.00	0.0000	0.0000	0.0000	0.0000
12.866	1260-4	0.0000	0.00	0.0000	0.0000	0.0000	0.0000
13.327	1260-5	0.0000	0.00	0.0000	0.0000	0.0000	0.0000
16.544	DCBP SURR	97.6482	950300.16	244.1206	97.6482	39.0593	19.5296
		286.0446	3085516.44				

ASE **Soil Extraction for PCB**

ASEPCB-383941 **QAQC Code** #Q$PCB-S **QAQC Sample #** BY06962 04/24/17 2:17 PM

Sample / C#	Acode	Analysis/ ASE Id	Wt(g)	Surrogate Vol (ml)	Final Vol (ml)	Cell #	Comments	Start Date	Finish Date	Initials
BY06962 **	BLK	ASE #3	15	0.5	5	T14		04/24	04/24	JJ/V
BY06962 **	LCS	ASE #3	15	1	5	916	0.5 ML SP	04/24	04/24	JJ/V
BY06962 **	LCSD	ASE #3	15	1	5	767	0.5 ML SP	04/24	04/24	JJ/V
BY06962 ** -	MS	ASE #3	15.05	1	5	D41	0.5 ML SP	04/24	04/24	BC/V
BY06962 ** -	MSD	ASE #2	15.14	1	5	T18	0.5 ML SP	04/24	04/24	BC/V
BY06958 ** -	ASEPCB-MA	ASE #1 PEST	15.40	0.5	5	D6		04/24	04/24	BC/V
BY06959 ** -	ASEPCB-MA	ASE #1 PEST	15.10	0.5	5	715		04/24	04/24	BC/V
BY06961 ** -	ASEPCB-MA	ASE #1 PEST	15.16	0.5	5	R249		04/24	04/24	BC/V
BY06962 ** -	ASEPCB-MA	ASE #3 PEST	15.31	0.5	5	R203		04/24	04/24	BC/V
BY06966 ** -	ASEPCB-MA	ASE #3 PEST	15.22	0.5	5	D16		04/24	04/24	BC/V
BY06969 ** -	ASEPCB-MA	ASE #3 PEST	15.06	0.5	5	564		04/24	04/24	BC/V
BY06970 ** -	ASEPCB-MA	ASE #2 PEST	15.49	0.5	5	T31		04/24	04/24	BC/V
BY06975 ** -	ASEPCB-MA	ASE #2 PEST	15.39	0.5	5	D23		04/24	04/24	BC/V
BY06980 ** -	ASEPCB-MA	ASE #2 PEST	15.40	0.5	5	223		04/24	04/24	BC/V
BY08711 ** -	ASEPCB	ASE #1 VOA	15.39	1	5	639		04/24	04/24	BC/V
BY08716 ** -	ASEPCB	ASE #1 VOA	15.30	1	5	T59		04/24	04/24	BC/V
BY08996 - 3	ASEPCB	ASE #2	15.30	1	5	R75	0425BLK	04/25	04/25	BJ/V
BY08998 - 3	ASEPCB	ASE #1	15.06	1	5	T14		04/25	04/25	BJ/V
BY09000 - 1	ASEPCB	ASE #2	15.48	1	5	R203		04/25	04/25	BJ/V
BY09002 - 2	ASEPCB	ASE #1	15.27	1	5	R268		04/25	04/25	BJ/V
BY09004 - 3	ASEPCB	ASE #2	15.39	1	5	D16		04/25	04/25	BJ/V
BY09010 - 4	ASEPCB	ASE #1	15.10	1	5	T59		04/25	04/25	BJ/V
BY09265 - 1	ASEPCB	ASE #2 PEST	15.00	0.5	5	D71		04/25	04/25	BJ/V
BY09270 - 1	ASEPCB	ASE #3 PEST	15.27	0.5	5	767		04/25	04/25	BJ/V
BY09271 - 1	ASEPCB	ASE #1 PEST	15.26	0.5	5	564		04/25	04/25	BJ/V
BY06980 ** -	ASEPCB-MA	ASE #1 PEST	15.05	0.5	5	R67	REPREP	04/28	04/28	CC/V
BY06958 ** -	ASEPCB-MA	ASE #2 PEST	15.30	0.5	5	R227	REPREP	04/28	04/28	CC/V

QC Rpt Cmnt

Prep Comment

Post Comment

Surrogate Id # ultra (ISM-320) **Tracking #** **Time In**

Spike # ultra (CUS-14078) **Tracking #** **Time Out**

LCSID # ultra (CUS-14078) **Tracking #** **Temp**

Standards **Time Basic**

Vendor Id	Item ID	Phoenix Lot Number	Vendor Lot Number	Expiration Date
Brand-Nu	95% Hexane	S#6BJ	163935	10/01/17
Brand-Nu	Acetone	S#6BL	166054	10/01/17
Brand-Nu	Hexane			
Phoenix	P/P - SURROGATE PREP	P/P06U		09/15/17
Ultra	Pcb Spike	S#5RD	CR-0362	02/28/19

PHOENIX
Environmental Laboratories, Inc.

587 East Middle Turnpike, P.O. Box 370, Manchester, CT 06040
Telephone: 860.645.1102 • Fax: 860.645.0823

NY ANALYTICAL SERVICES PROTOCOL
DATA PACKAGE

Client: NETC

125 BATH STREET

Laboratory Project: GBY06958

Pesticides (SOIL)
Ver 1

Organic Data Flags

LOD(MDL): Limit of Detection or Method Detection Limit
The minimum reportable concentration that can be measured with confidence.

PQL(RL): Practical Quantitation Level or Reporting Level
This value is at or above the MDL and is supported by the lowest calibration standard.

· Q Qualifiers:

U - The compound was analyzed for but not detected at or above the MDL. The number immediately preceding the “U” represents the PQL reporting level corrected for percent solids, weight and/or volume calculations, and dilution factors.

J - Indicates an estimated value, may indicate one of the following, depending on the situation:
a) The reported value is estimated and below the MDL
b) Used when estimating a concentration for TIC where a 1:1 response is assumed or when the result indicates the presence of a compound that meets the indentification criteria, but the results is less than the quantitation limit, but greater than zero.
c) QC associated with this analyte is within warning limits.

X - The concentration is not reported. This quantitation file was not evaluated for this compound at this dilution; a volatile purging or related issue may be the cause.

L - Biased Low

N - The concentration is based on the response of the nearest internal. This flag is used on the TIC form for all compounds identified.

S - This compound is a solvent that is used in the laboratory. Laboratory contamination is suspected if concentration is less than five times the reporting level.

B - This compound was also present in the method blank

D - The reported concentration is the result of a diluted analysis.

E - The reported value is estimated because the concentration exceeded the calibration range.

A - Indicates that the tentatively identified compound is a suspected aldol condensation product. Aldol condensation products are produced during the extraction process.

Q - For TICS, this compound was quantitated using a calibration curve. This compound is part of the instrument method, but not part of the client target list.

P- Percent difference is greater than 25% between the two GC columns and the lower result is reported.

PHOENIX
Environmental Laboratories, Inc.
587 East Middle Turnpike, P.O.Box 370, Manchester, CT 06040
Tel. (860) 645-1102 Fax (860) 645-0823

ACCREDITED IN ACCORDANCE WITH nelac NY # 11301

SDG: GBY06958

Pesticides Soil Conformance / Non-Conformance Summary

Project ID / Client ID: 125 BATH STREET, NETC

General Comments:

The samples were analyzed using a dual column ECD GC. Data files are labeled date-A-seq for the A channel and date-B-seq for the B channel. In order to report a concentration, both channels need to have the compound detected.
A Florisil cleanup was performed on all extracts.
The reporting levels (PQL) are supported by the lowest calibration standard. The laboratory defines the LOD/MDL as equivalent to the PQL/RL.It is part of Phoenix Lab's procedure to dilute all soil extracts prior to analysis
A calibration curve for the single component pesticides was analyzed with the samples. The standards for the multi-component pesticides Toxaphene and Chlordane calibration standards are analyzed only if the pattern is detected in the samples. Toxaphene and Chlordane daily standards are provided at the end of the pesticides calibration verification forms.
This data package provides summary forms for the single component pesticides only; please refer to the Phoenix report for the full list. Alpha and gamma chlordane were spiked and analyzed instead of technical chlordane. Gamma chlordane recovery is reported as chlordane in the LCS and LCSD.

Form 2 (Surrogates):

All surrogates met criteria with the following exceptions: Surrogate recoveries for Sample: BY06961,Sample: BY06966 and Sample BY06975 were diluted out.

Form 3 (Laboratory Control/Matrix Spike):

Sample: BY06962 LCS
All LCS recoveries met criteria with the following exceptions: None.
All LCSD recoveries met criteria with the following exceptions: None.
All LCS/LCSD RPDs met criteria with the following exceptions: 4,4' -DDT (30.1%), Methoxychlor (45.2%)

Sample: BY06962 MS
All MS recoveries met criteria with the following exceptions: None.
All MSD recoveries met criteria with the following exceptions: None.
All MS/MSD RPDs met criteria with the following exceptions: gamma-BHC (31.4%)

Form 4 (Method Blank):

File: ECD35 425A042 / 425B042 (BY06962)
All compounds were non-detect with the following exceptions: None.

Form 6 (Initial Calibration Factors):

Method: ECD35 PS419AI
All compounds met crieria with the following exceptions: None.

Method: ECD35 PS419BI
All compounds met crieria with the following exceptions: None.

Method: ECD4 PS425AI
All compounds met crieria with the following exceptions: None.

Method: ECD4 PS425BI
All compounds met crieria with the following exceptions: None.

Form 7 (Calibration Verification):

PHOENIX
Environmental Laboratories, Inc.
587 East Middle Turnpike, P.O.Box 370, Manchester, CT 06040
Tel. (860) 645-1102 Fax (860) 645-0823

ACCREDITED IN ACCORDANCE WITH nelac NY # 11301

SDG: GBY06958

Pesticides Soil Conformance / Non-Conformance Summary

Project ID / Client ID: 125 BATH STREET, NETC

All Calibration Blanks were non-detect with the following exceptions: None.

All Continuing Calibrations met criteria with the following exceptions:The continuing calibration check standard File: ECD35 427A004 had Endrin Aldehyde, check standard File: ECD35 427B004 had alpha-Chlordane, check standard File: ECD4 501A024 had gamma-Chlordane ; check standard File: ECD4 426B031 and check standard File: ECD4 426B043 had 4,4' -DDT ; check standard File: ECD35 426A046 and check standard File: ECD35 427A020 had Endrin ketone ; check standard File: ECD35 425A033 had Endosulfan Sulfate, 4,4' -DDT , Methoxychlor and Endrin ketone ; check standard File: ECD35 425A047 had 4,4' -DDE , Endrin , Endosulfan Sulfate , 4,4' -DDT , Methoxychlor , Endrin ketone and Endrin Aldehyde, recoveries below the acceptance criteria. A low bias is possible for these compounds.

Form 7 (Degradation Standard):

All Degradation standards met criteria with the following exceptions: None.

Form 8 (Internal Standard and Retention Time):

All Internal Standards / Retention Times met criteria with the following exceptions: None.

Form 10 (Confirmation Summary):

All Confirmation Summaries met %RPD criteria (40%) with the following exceptions: None.

Other observations:

Due to presence of a large amount of target and/or non-target compounds sample(s) required a dilution. This resulted in elevated reporting limits that exceed the required criteria for one or more analytes.

07/08/17

Anil Makol
Project Manager

2F
SOIL PESTICIDE SURROGATE RECOVERY

Lab Name: Phoenix Environmental Client: NETC

Lab Code: Phoenix Case No.: SAS No.: SDG No.: GBY06958

GC Column(1): CLP ID: 0.32 (mm) GC Column(2): Rtx-440 ID: 0.32 (mm)

	LAB ID	TCX 1 %REC	#	TCX 2 %REC	#	DCB 1 %REC	#	DCB 2 %REC	#	TOT OUT	FILE ID
01	BY06958 (10X)	77		64		134		115		0	ECD4 501A009 | 501B009
02	BY06959 (2X)	54		61		63		59		0	ECD35 426A040 | 426B040
03	BY06961 (20X)	D		D		D		D		0	ECD4 425A040 | 425B040
04	BY06962 BL	74		77		66		88		0	ECD35 425A042 | 425B042
05	BY06962 LCSD	60		62		52		68		0	ECD35 425A044 | 425B044
06	BY06962 MSD	62		68		60		76		0	ECD35 426A022 | 426B022
07	BY06962 LCS	65		72		62		70		0	ECD35 426A035 | 426B035
08	BY06962 MS	63		70		70		60		0	ECD4 426A040 | 426B040
09	BY06962 (2X)	68		75		74		90		0	ECD35 427A011 | 427B011
10	BY06966 (20X)	D		D		D		D		0	ECD4 425A041 | 425B041
11	BY06969 (2X)	58		76		45		138		0	ECD35 426A038 | 426B038
12	BY06970 (2X)	70		74		73		68		0	ECD35 426A039 | 426B039
13	BY06975 (20X)	D		D		D		D		0	ECD4 425A042 | 425B042
14	BY06980 (10X)	62		63		76		59		0	ECD4 501A010 | 501B010
15											
16											
17											
18											
19											
20											
21											
22											
23											
24											
25											
26											
27											
28											
29											
30											

	ADVISORY QC LIMITS
TCX = Tetrachloro-m-xylene	30 - 150
DCB = Decachlorobiphenyl	30 - 150

\# = Column to be used to flag recovery values
* = Values outside of contract required QC limits
D = Surrogate diluted out
Int = Surrogate not reported due to Interference

3F

SOIL PESTICIDE LCS SPIKE/LCS SPIKE DUPLICATE RECOVERY

Lab Name: Phoenix Environmental Client: NETC

Lab Code: Phoenix Case No.: SAS No.: SDG No.: GBY06958

LCS Spike - Client Id.: BY06962 LCS Lab Id: BY06962 LCS

COMPOUND	SPIKE ADDED (ug/Kg)		LCS CONC (ug/Kg)	LCS % REC	#	QC. LIMITS REC.
alpha-BHC	33.3		23.4	70		40 - 140
beta-BHC	33.3		24.7	74		40 - 140
delta-BHC	33.3		22.2	67		40 - 140
gamma-BHC (Lindane)	33.3		30.2	90		40 - 140
Heptachlor	33.3		24.6	74		40 - 140
Aldrin	33.3		24.7	74		40 - 140
Heptachlor Epoxide	33.3		25.2	76		40 - 140
Endosulfan I	33.3		26.6	80		40 - 140
Dieldrin	33.3		24.5	74		40 - 140
4,4' -DDE	33.3		27.3	82		40 - 140
Endrin	33.3		23.6	71		40 - 140
Endosulfan II	33.3		22.7	68		40 - 140
4,4' -DDD	33.3		24.3	73		40 - 140
Endosulfan Sulfate	33.3		24.4	73		40 - 140
4,4' -DDT	33.3		28.0	84		40 - 140
Methoxychlor	33.3		31.7	95		40 - 140
Endrin ketone	33.3		28.6	86		40 - 140
Endrin Aldehyde	33.3		23.7	71		40 - 140
alpha-Chlordane	33.3		24.0	72		40 - 140
gamma-Chlordane	33.3		26.0	78		40 - 140

COMPOUND	SPIKE ADDED (ug/Kg)	LCSD CONC (ug/Kg)	LCSD % REC	#	% RPD	#	QC LIMITS RPD	QC LIMITS REC.
alpha-BHC	33.3	19.6	59		17.1		30	40 - 140
beta-BHC	33.3	20.9	63		16.1		30	40 - 140
delta-BHC	33.3	17.5	52		25.2		30	40 - 140
gamma-BHC (Lindane)	33.3	26.4	79		13.0		30	40 - 140
Heptachlor	33.3	20.6	62		17.6		30	40 - 140
Aldrin	33.3	21.0	63		16.1		30	40 - 140
Heptachlor Epoxide	33.3	22.5	67		12.6		30	40 - 140
Endosulfan I	33.3	24.8	74		7.8		30	40 - 140
Dieldrin	33.3	21.1	63		16.1		30	40 - 140
4,4' -DDE	33.3	22.8	69		17.2		30	40 - 140
Endrin	33.3	19.7	59		18.5		30	40 - 140
Endosulfan II	33.3	24.1	72		5.7		30	40 - 140
4,4' -DDD	33.3	21.6	65		11.6		30	40 - 140
Endosulfan Sulfate	33.3	20.8	62		16.3		30	40 - 140
4,4' -DDT	33.3	20.6	62		30.1	*	30	40 - 140
Methoxychlor	33.3	20.1	60		45.2	*	30	40 - 140
Endrin ketone	33.3	23.0	69		21.9		30	40 - 140
Endrin Aldehyde	33.3	18.5	55		25.4		30	40 - 140
alpha-Chlordane	33.3	22.7	68		5.7		30	40 - 140
gamma-Chlordane	33.3	23.4	70		10.8		30	40 - 140

FORM III PEST

3F

SOIL PESTICIDE MATRIX SPIKE/MATRIX SPIKE DUPLICATE RECOVERY

Lab Name: Phoenix Environmental Client: NETC

Lab Code: Phoenix Case No.: SAS No.: SDG No.: GBY06958

Matrix Spike - Client Id.: B3-2 S-2 MS Lab Id: BY06962 MS

COMPOUND	SPIKE ADDED (ug/Kg)	SAMPLE CONCENTRATION (ug/Kg)	MS CONC (ug/Kg)	MS % REC	#	QC. LIMITS REC.
alpha-BHC	42.9		33.2	78		30 - 150
beta-BHC	42.9		29.2	68		30 - 150
delta-BHC	42.9		25.6	60		30 - 150
gamma-BHC (Lindane)	42.9		25.2	59		30 - 150
Heptachlor	42.9		29.6	69		30 - 150
Aldrin	42.9		28.4	66		30 - 150
Heptachlor Epoxide	42.9		29.1	68		30 - 150
Endosulfan I	42.9		29.8	70		30 - 150
Dieldrin	42.9		30.2	71		30 - 150
4,4' -DDE	42.9		29.8	69		30 - 150
Endrin	42.9		31.2	73		30 - 150
Endosulfan II	42.9		29.6	69		30 - 150
4,4' -DDD	42.9		31.2	73		30 - 150
Endosulfan Sulfate	42.9		25.6	60		30 - 150
4,4' -DDT	42.9		30.8	72		30 - 150
Methoxychlor	42.9		30.0	70		30 - 150
Endrin ketone	42.9		27.5	64		30 - 150
Endrin Aldehyde	42.9		22.4	52		30 - 150
alpha-Chlordane	42.9		27.1	63		30 - 150
gamma-Chlordane	42.9		26.0	61		30 - 150

COMPOUND	SPIKE ADDED (ug/Kg)	MSD CONC (ug/Kg)	MSD % REC	#	% RPD	#	QC LIMITS RPD	QC LIMITS REC.
alpha-BHC	43.1	26.9	62		22.9		30	30 - 150
beta-BHC	43.1	29.6	69		1.5		30	30 - 150
delta-BHC	43.1	25.3	59		1.7		30	30 - 150
gamma-BHC (Lindane)	43.1	34.8	81		31.4	*	30	30 - 150
Heptachlor	43.1	30.2	70		1.4		30	30 - 150
Aldrin	43.1	30.1	70		5.9		30	30 - 150
Heptachlor Epoxide	43.1	29.7	69		1.5		30	30 - 150
Endosulfan I	43.1	33.5	78		10.8		30	30 - 150
Dieldrin	43.1	28.9	67		5.8		30	30 - 150
4,4' -DDE	43.1	30.8	71		2.9		30	30 - 150
Endrin	43.1	28.4	66		10.1		30	30 - 150
Endosulfan II	43.1	30.8	71		2.9		30	30 - 150
4,4' -DDD	43.1	29.6	69		5.6		30	30 - 150
Endosulfan Sulfate	43.1	30.8	71		16.8		30	30 - 150
4,4' -DDT	43.1	32.2	75		4.1		30	30 - 150
Methoxychlor	43.1	29.5	68		2.9		30	30 - 150
Endrin ketone	43.1	31.3	73		13.1		30	30 - 150
Endrin Aldehyde	43.1	23.7	55		5.6		30	30 - 150
alpha-Chlordane	43.1	30.7	71		11.9		30	30 - 150
gamma-Chlordane	43.1	33.2	77		23.2		30	30 - 150

FORM III PEST

4C

PESTICIDE METHOD BLANK SUMMARY

CLIENT SAMPLE NO

BY06962 BL

Lab Name: Phoenix Environmental Client: NETC

Lab Code: Phoenix Case No.: SAS No.: SDG No.: GBY06958

Lab Sample ID: BY06962 BL Lab File ID: 425A042

Matrix: (soil/water) SOIL Extraction:(SepF/Cont/Sonc) 3545

Sulfur Cleanup:(Y/N) N Date Extracted: 04/24/17

Date Analyzed (1): 04/25/17 Date Analyzed (2): 04/25/17

Time Analyzed (1): 21:10 Time Analyzed (2): 21:10

Instrument ID (1): ECD35 Instrument ID (2): ECD35

GC Col.(1): CLP ID: 0.32 (mm) GC Col.(2): rtx-440 ID: 0.32 (mm)

THIS METHOD BLANK APPLIES TO THE FOLLOWING SAMPLES, MS AND MSD:

	CLIENT SAMPLE NO.	LAB SAMPLE ID	DATE ANALYZED 1	DATE ANALYZED 2
01	B3-2 S-1 (20X)	BY06961 (20X)	04/25/17	04/25/17
02	B2-1 S-1 (20X)	BY06966 (20X)	04/25/17	04/25/17
03	FD-4 S-1 (20X)	BY06975 (20X)	04/25/17	04/25/17
04	BY06962 LCSD	BY06962 LCSD	04/25/17	04/25/17
05	MW-6 S-1 (10X)	BY06970 (10X)	04/25/17	04/25/17
06	B3-2 S-2 MSD	BY06962 MSD	04/26/17	04/26/17
07	BY06962 LCS	BY06962 LCS	04/26/17	04/26/17
08	SW-1 S-3 (2X)	BY06969 (2X)	04/26/17	04/26/17
09	MW-6 S-1 (2X)	BY06970 (2X)	04/26/17	04/26/17
10	B3-2 S-2 MS	BY06962 MS	04/26/17	04/26/17
11	B4-1 S-2 (2X)	BY06959 (2X)	04/26/17	04/26/17
12	B3-2 S-2 (2X)	BY06962 (2X)	04/27/17	04/27/17
13	B4-1 S-1 (10X)	BY06958 (10X)	05/01/17	05/01/17
14	FD-1 (10X)	BY06980 (10X)	05/01/17	05/01/17
15				
16				
17				
18				
19				
20				
21				
22				
23				
24				
25				

COMMENTS:

FORM IV PEST

8B
PESTICIDE INTERNAL STANDARD AREA AND RT SUMMARY

Lab Name: Phoenix Environmental Labs Client: NETC

Lab Code: Phoenix Case No.: SAS No.: SDG No.: GBY06958

Lab File Id: 419A023 Date Analyzed: 04/19/17

Instrument ID: ECD35 Time Analyzed: 19:47

GC Col A: CLP ID: 0.32

1-Bromo-2-Nitrobenze	INTERNAL STD AREA #	RT #
12 HOUR STD	504819	2.98
UPPER LIMIT	1034878	3.48
LOWER LIMIT	249885	2.48

	CLIENT ID	LAB ID	FILE ID	INTERNAL STD AREA	RT	DATE ANALYZED	TIME ANALYZED
01	mix 6;11s	mix 6;11s	419A021	478251	2.97	04/19/17	19:47
02	mix 5;11r	mix 5;11r	419A022	477042	2.97	04/19/17	20:04
03	mix 4;11q	mix 4;11q	419A023	504819	2.98	04/19/17	20:21
04	mix 3;11p	mix 3;11p	419A024	494556	2.97	04/19/17	20:37
05	mix 2;11o	mix 2;11o	419A025	511049	2.98	04/19/17	20:54
06	mix 1;11n	mix 1;11n	419A026	502225	2.97	04/19/17	21:11
07	1a;08o	1a;08o	419A027	485634	2.97	04/19/17	21:27
08	deg std/1g;10i	deg std/1g;10i	419A028	509907	2.97	04/19/17	21:44
09							
10							
11							
12							
13							
14							
15							
16							
17							
18							
19							
20							
21							
22							
23							
24							
25							
26							

AREA UPPER LIMIT = +100% of internal standard area
AREA LOWER LIMIT = - 50% of internal standard area
RT UPPER LIMIT = +0.50 minutes of internal standard RT
RT LOWER LIMIT = -0.50 minutes of internal standard RT

Column used to flag internal standard area values with an asterisk.
* Values outside of QC limits.

FORM VIII PEST

8B
PESTICIDE INTERNAL STANDARD AREA AND RT SUMMARY

Lab Name: Phoenix Environmental Labs Client: NETC

Lab Code: Phoenix Case No.: SAS No.: SDG No.: GBY06958

Lab File Id: 419B023 Date Analyzed: 04/19/17

Instrument ID: ECD35 Time Analyzed: 19:47

GC Col B: rtx-440 ID: 0.32

1-Bromo-2-Nitrobenze	INTERNAL STD AREA #	RT #
12 HOUR STD	870869	2.87
UPPER LIMIT	1785281	3.37
LOWER LIMIT	431080	2.37

	CLIENT ID	LAB ID	FILE ID	INTERNAL STD AREA	RT	DATE ANALYZED	TIME ANALYZED
01	mix 6;11s	mix 6;11s	419B021	831502	2.86	04/19/17	19:47
02	mix 5;11r	mix 5;11r	419B022	833881	2.86	04/19/17	20:04
03	mix 4;11q	mix 4;11q	419B023	870869	2.87	04/19/17	20:21
04	mix 3;11p	mix 3;11p	419B024	878063	2.86	04/19/17	20:37
05	mix 2;11o	mix 2;11o	419B025	888375	2.87	04/19/17	20:54
06	mix 1;11n	mix 1;11n	419B026	879232	2.86	04/19/17	21:11
07	1a;08o	1a;08o	419B027	854534	2.86	04/19/17	21:27
08	deg std/1g;10i	deg std/1g;10i	419B028	893006	2.86	04/19/17	21:44
09							
10							
11							
12							
13							
14							
15							
16							
17							
18							
19							
20							
21							
22							
23							
24							
25							
26							

AREA UPPER LIMIT = +100% of internal standard area
AREA LOWER LIMIT = - 50% of internal standard area
RT UPPER LIMIT = +0.50 minutes of internal standard RT
RT LOWER LIMIT = -0.50 minutes of internal standard RT

Column used to flag internal standard area values with an asterisk.
* Values outside of QC limits.

FORM VIII PEST

8B
PESTICIDE INTERNAL STANDARD AREA AND RT SUMMARY

Lab Name: Phoenix Environmental Labs Client: NETC

Lab Code: Phoenix Case No.: SAS No.: SDG No.: GBY06958

Lab File Id: 425A033 Date Analyzed: 04/25/17

Instrument ID: ECD35 Time Analyzed: 21:10

GC Col A: CLP ID: 0.32

1-Bromo-2-Nitrobenze	INTERNAL STD AREA #	RT #
12 HOUR STD	681969	2.89
UPPER LIMIT	1398037	3.39
LOWER LIMIT	337575	2.39

	CLIENT ID	LAB ID	FILE ID	INTERNAL STD AREA	RT	DATE ANALYZED	TIME ANALYZED
01	TOX 1000;10Y	TOX 1000;10Y	425A007	538428	2.90	04/25/17	10:19
02	HEX	HEX	425A032	819858	2.89	04/25/17	18:21
03	MIX 4;11L	MIX 4;11L	425A033	681969	2.89	04/25/17	18:38
04	DEG STD;10U	DEG STD;10U	425A034	662136	2.89	04/25/17	18:55
05	C 300;11C	C 300;11C	425A035	746583	2.89	04/25/17	19:12
06	BY06962 BL	BY06962 BL	425A042	690105	2.89	04/25/17	21:10
07	BY06962 LCSD	BY06962 LCSD	425A044	668121	2.89	04/25/17	21:44
08	HEX	HEX	425A046	983624	2.90	04/25/17	22:17
09	MIX 4;11C	MIX 4;11C	425A047	751456	2.89	04/25/17	22:34
10							
11							
12							
13							
14							
15							
16							
17							
18							
19							
20							
21							
22							
23							
24							
25							
26							

AREA UPPER LIMIT = +100% of internal standard area
AREA LOWER LIMIT = - 50% of internal standard area
RT UPPER LIMIT = +0.50 minutes of internal standard RT
RT LOWER LIMIT = -0.50 minutes of internal standard RT

Column used to flag internal standard area values with an asterisk.
* Values outside of QC limits.

FORM VIII PEST

8B
PESTICIDE INTERNAL STANDARD AREA AND RT SUMMARY

Lab Name: Phoenix Environmental Labs Client: NETC

Lab Code: Phoenix Case No.: SAS No.: SDG No.: GBY06958

Lab File Id: 425B033 Date Analyzed: 04/25/17

Instrument ID: ECD35 Time Analyzed: 21:10

GC Col B: rtx-440 ID: 0.32

1-Bromo-2-Nitrobenze	INTERNAL STD AREA #	RT #
12 HOUR STD	790332	2.84
UPPER LIMIT	1620180	3.34
LOWER LIMIT	391214	2.34

	CLIENT ID	LAB ID	FILE ID	INTERNAL STD AREA	RT	DATE ANALYZED	TIME ANALYZED
01	TOX 1000;10Y	TOX 1000;10Y	425B007	730067	2.84	04/25/17	10:19
02	HEX	HEX	425B032	778356	2.84	04/25/17	18:21
03	MIX 4;11L	MIX 4;11L	425B033	790332	2.84	04/25/17	18:38
04	DEG STD;10U	DEG STD;10U	425B034	771220	2.84	04/25/17	18:55
05	C 300;11C	C 300;11C	425B035	877034	2.83	04/25/17	19:12
06	BY06962 BL	BY06962 BL	425B042	771718	2.84	04/25/17	21:10
07	BY06962 LCSD	BY06962 LCSD	425B044	761088	2.84	04/25/17	21:44
08	HEX	HEX	425B046	799742	2.84	04/25/17	22:17
09	MIX 4;11C	MIX 4;11C	425B047	789687	2.84	04/25/17	22:34
10							
11							
12							
13							
14							
15							
16							
17							
18							
19							
20							
21							
22							
23							
24							
25							
26							

AREA UPPER LIMIT = +100% of internal standard area
AREA LOWER LIMIT = - 50% of internal standard area
RT UPPER LIMIT = +0.50 minutes of internal standard RT
RT LOWER LIMIT = -0.50 minutes of internal standard RT

Column used to flag internal standard area values with an asterisk.
* Values outside of QC limits.

FORM VIII PEST

8B
PESTICIDE INTERNAL STANDARD AREA AND RT SUMMARY

Lab Name: Phoenix Environmental Labs Client: NETC

Lab Code: Phoenix Case No.: SAS No.: SDG No.: GBY06958

Lab File Id: 426A019 Date Analyzed: 04/26/17

Instrument ID: ECD35 Time Analyzed: 21:05

GC Col A: CLP ID: 0.32

1-Bromo-2-Nitrobenze	INTERNAL STD AREA #	RT #
12 HOUR STD	572200	2.87
UPPER LIMIT	1173009	3.37
LOWER LIMIT	283239	2.37

	CLIENT ID	LAB ID	FILE ID	INTERNAL STD AREA	RT	DATE ANALYZED	TIME ANALYZED
01	TOX 1000;10Y	TOX 1000;10Y	426A007	515897	2.88	04/26/17	09:29
02	HEX	HEX	426A018	583333	2.87	04/26/17	15:29
03	MIX 4;11L	MIX 4;11L	426A019	572200	2.87	04/26/17	15:46
04	DEG STD;10I	DEG STD;10I	426A020	638634	2.88	04/26/17	16:02
05	C 300;11C	C 300;11C	426A021	704941	2.87	04/26/17	16:19
06	B3-2 S-2 MSD	BY06962 MSD	426A022	545624	2.87	04/26/17	16:36
07	BY06962 LCS	BY06962 LCS	426A035	660381	2.87	04/26/17	20:15
08	SW-1 S-3 (2X)	BY06969 (2X)	426A038	680350	2.87	04/26/17	21:05
09	MW-6 S-1 (2X)	BY06970 (2X)	426A039	730991	2.87	04/26/17	21:22
10	B4-1 S-2 (2X)	BY06959 (2X)	426A040	687107	2.87	04/26/17	21:39
11	HEX	HEX	426A045	875451	2.87	04/26/17	23:02
12	MIX 4;11L	MIX 4;11L	426A046	737026	2.87	04/26/17	23:19
13							
14							
15							
16							
17							
18							
19							
20							
21							
22							
23							
24							
25							
26							

AREA UPPER LIMIT = +100% of internal standard area
AREA LOWER LIMIT = - 50% of internal standard area
RT UPPER LIMIT = +0.50 minutes of internal standard RT
RT LOWER LIMIT = -0.50 minutes of internal standard RT

Column used to flag internal standard area values with an asterisk.
* Values outside of QC limits.

FORM VIII PEST

8B
PESTICIDE INTERNAL STANDARD AREA AND RT SUMMARY

Lab Name: Phoenix Environmental Labs Client: NETC

Lab Code: Phoenix Case No.: SAS No.: SDG No.: GBY06958

Lab File Id: 426B019 Date Analyzed: 04/26/17

Instrument ID: ECD35 Time Analyzed: 21:05

GC Col B: rtx-440 ID: 0.32

1-Bromo-2-Nitrobenze	INTERNAL STD AREA #	RT #
12 HOUR STD	727113	2.84
UPPER LIMIT	1490582	3.34
LOWER LIMIT	359921	2.34

	CLIENT ID	LAB ID	FILE ID	INTERNAL STD AREA	RT	DATE ANALYZED	TIME ANALYZED
01	TOX 1000;10Y	TOX 1000;10Y	426B007	747286	2.84	04/26/17	09:29
02	HEX	HEX	426B018	754390	2.84	04/26/17	15:29
03	MIX 4;11L	MIX 4;11L	426B019	727113	2.84	04/26/17	15:46
04	DEG STD;10I	DEG STD;10I	426B020	799217	2.85	04/26/17	16:02
05	C 300;11C	C 300;11C	426B021	918421	2.84	04/26/17	16:19
06	B3-2 S-2 MSD	BY06962 MSD	426B022	685512	2.84	04/26/17	16:36
07	BY06962 LCS	BY06962 LCS	426B035	808595	2.84	04/26/17	20:15
08	SW-1 S-3 (2X)	BY06969 (2X)	426B038	788801	2.84	04/26/17	21:05
09	MW-6 S-1 (2X)	BY06970 (2X)	426B039	826389	2.84	04/26/17	21:22
10	B4-1 S-2 (2X)	BY06959 (2X)	426B040	805076	2.84	04/26/17	21:39
11	HEX	HEX	426B045	876084	2.84	04/26/17	23:02
12	MIX 4;11L	MIX 4;11L	426B046	886946	2.84	04/26/17	23:19
13							
14							
15							
16							
17							
18							
19							
20							
21							
22							
23							
24							
25							
26							

AREA UPPER LIMIT = +100% of internal standard area
AREA LOWER LIMIT = - 50% of internal standard area
RT UPPER LIMIT = +0.50 minutes of internal standard RT
RT LOWER LIMIT = -0.50 minutes of internal standard RT

Column used to flag internal standard area values with an asterisk.
* Values outside of QC limits.

FORM VIII PEST

8B
PESTICIDE INTERNAL STANDARD AREA AND RT SUMMARY

Lab Name: Phoenix Environmental Labs Client: NETC

Lab Code: Phoenix Case No.: SAS No.: SDG No.: GBY06958

Lab File Id: 427A004 Date Analyzed: 04/27/17

Instrument ID: ECD35 Time Analyzed: 12:03

GC Col A: CLP ID: 0.32

1-Bromo-2-Nitrobenze	INTERNAL STD AREA #	RT #
12 HOUR STD	386394	2.87
UPPER LIMIT	792108	3.37
LOWER LIMIT	191265	2.37

	CLIENT ID	LAB ID	FILE ID	INTERNAL STD AREA	RT	DATE ANALYZED	TIME ANALYZED
01	HEX	HEX	427A003	366171	2.86	04/27/17	08:30
02	MIX 4;11L	MIX 4;11L	427A004	386394	2.87	04/27/17	08:46
03	DEG;10U	DEG;10U	427A005	424258	2.87	04/27/17	09:03
04	C300;11C	C300;11C	427A006	465996	2.86	04/27/17	09:19
05	TOX 1000;10Y	TOX 1000;10Y	427A007	497750	2.86	04/27/17	09:36
06	B3-2 S-2 (2X)	BY06962 (2X)	427A011	481070	2.87	04/27/17	12:03
07	HEX	HEX	427A019	791606	2.87	04/27/17	14:50
08	MIX 4;11V	MIX 4;11V	427A020	613588	2.86	04/27/17	15:07
09							
10							
11							
12							
13							
14							
15							
16							
17							
18							
19							
20							
21							
22							
23							
24							
25							
26							

AREA UPPER LIMIT = +100% of internal standard area
AREA LOWER LIMIT = - 50% of internal standard area
RT UPPER LIMIT = +0.50 minutes of internal standard RT
RT LOWER LIMIT = -0.50 minutes of internal standard RT

Column used to flag internal standard area values with an asterisk.
* Values outside of QC limits.

FORM VIII PEST

8B
PESTICIDE INTERNAL STANDARD AREA AND RT SUMMARY

Lab Name: Phoenix Environmental Labs Client: NETC

Lab Code: Phoenix Case No.: SAS No.: SDG No.: GBY06958

Lab File Id: 427B004 Date Analyzed: 04/27/17

Instrument ID: ECD35 Time Analyzed: 12:03

GC Col B: rtx-440 ID: 0.32

1-Bromo-2-Nitrobenze	INTERNAL STD AREA #	RT #
12 HOUR STD	516859	2.84
UPPER LIMIT	1059560	3.34
LOWER LIMIT	255845	2.34

	CLIENT ID	LAB ID	FILE ID	INTERNAL STD AREA	RT	DATE ANALYZED	TIME ANALYZED
01	HEX	HEX	427B003	525367	2.83	04/27/17	08:30
02	MIX 4;11L	MIX 4;11L	427B004	516859	2.84	04/27/17	08:46
03	DEG;10U	DEG;10U	427B005	562325	2.84	04/27/17	09:03
04	C300;11C	C300;11C	427B006	621093	2.84	04/27/17	09:19
05	TOX 1000;10Y	TOX 1000;10Y	427B007	627806	2.84	04/27/17	09:36
06	B3-2 S-2 (2X)	BY06962 (2X)	427B011	549445	2.84	04/27/17	12:03
07	HEX	HEX	427B019	672333	2.84	04/27/17	14:50
08	MIX 4;11V	MIX 4;11V	427B020	679060	2.83	04/27/17	15:07
09							
10							
11							
12							
13							
14							
15							
16							
17							
18							
19							
20							
21							
22							
23							
24							
25							
26							

AREA UPPER LIMIT = +100% of internal standard area
AREA LOWER LIMIT = - 50% of internal standard area
RT UPPER LIMIT = +0.50 minutes of internal standard RT
RT LOWER LIMIT = -0.50 minutes of internal standard RT

Column used to flag internal standard area values with an asterisk.
* Values outside of QC limits.

FORM VIII PEST

8B
PESTICIDE INTERNAL STANDARD AREA AND RT SUMMARY

Lab Name: Phoenix Environmental Labs Client: NETC

Lab Code: Phoenix Case No.: SAS No.: SDG No.: GBY06958

Lab File Id: 425A031 Date Analyzed: 04/25/17

Instrument ID: ECD4 Time Analyzed: 22:12

GC Col A: CLP ID: 0.32

1-Bromo-2-Nitrobenze	INTERNAL STD AREA #	RT #
12 HOUR STD	1032556	3.01
UPPER LIMIT	2116740	3.51
LOWER LIMIT	511115	2.51

	CLIENT ID	LAB ID	FILE ID	INTERNAL STD AREA	RT	DATE ANALYZED	TIME ANALYZED
01	mix 6;11s	mix 6;11s	425A029	922416	3.01	04/25/17	19:14
02	mix 5;11r	mix 5;11r	425A030	970960	3.01	04/25/17	19:30
03	mix 4;11l	mix 4;11l	425A031	1032556	3.01	04/25/17	19:46
04	mix 3;11p	mix 3;11p	425A032	995750	3.00	04/25/17	20:02
05	mix 2;11o	mix 2;11o	425A033	986911	3.01	04/25/17	20:19
06	mix 1;11n	mix 1;11n	425A034	908488	3.01	04/25/17	20:35
07	1a;08o	1a;08o	425A035	835133	3.01	04/25/17	20:51
08	deg std/1g;10u	deg std/1g;10u	425A036	935117	3.01	04/25/17	21:07
09	B3-2 S-1 (20X)	BY06961 (20X)	425A040	929412	3.00	04/25/17	22:12
10	B2-1 S-1 (20X)	BY06966 (20X)	425A041	900005	3.01	04/25/17	22:28
11	FD-4 S-1 (20X)	BY06975 (20X)	425A042	859475	3.01	04/25/17	22:45
12	MW-6 S-1 (10X)	BY06970 (10X)	425A046	950021	3.01	04/25/17	23:50
13	hex	hex	425A048	994974	3.01	04/26/17	00:23
14	mix 4;11c	mix 4;11c	425A049	897573	3.01	04/26/17	00:39
15	c 300;11c	c 300;11c	425A050	979000	3.01	04/26/17	00:55
16	tox 2000;10y	tox 2000;10y	425A051	970503	3.01	04/26/17	01:12
17							
18							
19							
20							
21							
22							
23							
24							
25							
26							

AREA UPPER LIMIT = +100% of internal standard area
AREA LOWER LIMIT = - 50% of internal standard area
RT UPPER LIMIT = +0.50 minutes of internal standard RT
RT LOWER LIMIT = -0.50 minutes of internal standard RT

Column used to flag internal standard area values with an asterisk.
* Values outside of QC limits.

FORM VIII PEST

8B
PESTICIDE INTERNAL STANDARD AREA AND RT SUMMARY

Lab Name: Phoenix Environmental Labs Client: NETC

Lab Code: Phoenix Case No.: SAS No.: SDG No.: GBY06958

Lab File Id: 425B031 Date Analyzed: 04/25/17

Instrument ID: ECD4 Time Analyzed: 22:12

GC Col B: Rtx-440 ID: 0.32

1-Bromo-2-Nitrobenze	INTERNAL STD AREA #	RT #
12 HOUR STD	1041060	2.93
UPPER LIMIT	2134173	3.43
LOWER LIMIT	515325	2.43

	CLIENT ID	LAB ID	FILE ID	INTERNAL STD AREA	RT	DATE ANALYZED	TIME ANALYZED
01	mix 6;11s	mix 6;11s	425B029	914139	2.93	04/25/17	19:14
02	mix 5;11r	mix 5;11r	425B030	931182	2.93	04/25/17	19:30
03	mix 4;11l	mix 4;11l	425B031	1041060	2.93	04/25/17	19:46
04	mix 3;11p	mix 3;11p	425B032	998645	2.92	04/25/17	20:02
05	mix 2;11o	mix 2;11o	425B033	962886	2.93	04/25/17	20:19
06	mix 1;11n	mix 1;11n	425B034	888264	2.93	04/25/17	20:35
07	1a;08o	1a;08o	425B035	860160	2.93	04/25/17	20:51
08	deg std/1g;10u	deg std/1g;10u	425B036	896389	2.93	04/25/17	21:07
09	B3-2 S-1 (20X)	BY06961 (20X)	425B040	914255	2.92	04/25/17	22:12
10	B2-1 S-1 (20X)	BY06966 (20X)	425B041	916894	2.93	04/25/17	22:28
11	FD-4 S-1 (20X)	BY06975 (20X)	425B042	862375	2.92	04/25/17	22:45
12	MW-6 S-1 (10X)	BY06970 (10X)	425B046	991483	2.92	04/25/17	23:50
13	hex	hex	425B048	1024094	2.93	04/26/17	00:23
14	mix 4;11c	mix 4;11c	425B049	854412	2.93	04/26/17	00:39
15	c 300;11c	c 300;11c	425B050	1007182	2.93	04/26/17	00:55
16	tox 2000;10y	tox 2000;10y	425B051	1001641	2.93	04/26/17	01:12
17							
18							
19							
20							
21							
22							
23							
24							
25							
26							

AREA UPPER LIMIT = +100% of internal standard area
AREA LOWER LIMIT = - 50% of internal standard area
RT UPPER LIMIT = +0.50 minutes of internal standard RT
RT LOWER LIMIT = -0.50 minutes of internal standard RT

Column used to flag internal standard area values with an asterisk.
* Values outside of QC limits.

FORM VIII PEST

8B
PESTICIDE INTERNAL STANDARD AREA AND RT SUMMARY

Lab Name: Phoenix Environmental Labs Client: NETC

Lab Code: Phoenix Case No.: SAS No.: SDG No.: GBY06958

Lab File Id: 426A031 Date Analyzed: 04/26/17

Instrument ID: ECD4 Time Analyzed: 21:40

GC Col A: CLP ID: 0.32

1-Bromo-2-Nitrobenze	INTERNAL STD AREA #	RT #
12 HOUR STD	1049510	3.01
UPPER LIMIT	2151496	3.51
LOWER LIMIT	519507	2.51

	CLIENT ID	LAB ID	FILE ID	INTERNAL STD AREA	RT	DATE ANALYZED	TIME ANALYZED
01	tox 1000;10y	tox 1000;10y	426A007	1126678	3.03	04/26/17	09:24
02	deg std;10i	deg std;10i	426A019	1077213	3.02	04/26/17	15:57
03	c 300;11l	c 300;11l	426A020	1060023	3.02	04/26/17	16:13
04	hex	hex	426A030	1059143	3.02	04/26/17	18:56
05	mix 4;11l	mix 4;11l	426A031	1049510	3.01	04/26/17	19:13
06	B3-2 S-2 MS	BY06962 MS	426A040	979895	3.02	04/26/17	21:40
07	hex	hex	426A042	1094367	3.02	04/26/17	22:13
08	mix 4;11l	mix 4;11l	426A043	1024085	3.01	04/26/17	22:29
09							
10							
11							
12							
13							
14							
15							
16							
17							
18							
19							
20							
21							
22							
23							
24							
25							
26							

AREA UPPER LIMIT = +100% of internal standard area
AREA LOWER LIMIT = - 50% of internal standard area
RT UPPER LIMIT = +0.50 minutes of internal standard RT
RT LOWER LIMIT = -0.50 minutes of internal standard RT

Column used to flag internal standard area values with an asterisk.
* Values outside of QC limits.

FORM VIII PEST

8B
PESTICIDE INTERNAL STANDARD AREA AND RT SUMMARY

Lab Name: Phoenix Environmental Labs Client: NETC

Lab Code: Phoenix Case No.: SAS No.: SDG No.: GBY06958

Lab File Id: 426B031 Date Analyzed: 04/26/17

Instrument ID: ECD4 Time Analyzed: 21:40

GC Col B: Rtx-440 ID: 0.32

1-Bromo-2-Nitrobenze	INTERNAL STD AREA #	RT #
12 HOUR STD	995968	2.90
UPPER LIMIT	2041735	3.40
LOWER LIMIT	493004	2.40

	CLIENT ID	LAB ID	FILE ID	INTERNAL STD AREA	RT	DATE ANALYZED	TIME ANALYZED
01	tox 1000;10y	tox 1000;10y	426B007	995918	2.92	04/26/17	09:24
02	deg std;10i	deg std;10i	426B019	998422	2.91	04/26/17	15:57
03	c 300;11l	c 300;11l	426B020	1006047	2.91	04/26/17	16:13
04	hex	hex	426B030	967309	2.91	04/26/17	18:56
05	mix 4;11l	mix 4;11l	426B031	995968	2.90	04/26/17	19:13
06	B3-2 S-2 MS	BY06962 MS	426B040	938085	2.92	04/26/17	21:40
07	hex	hex	426B042	1018686	2.92	04/26/17	22:13
08	mix 4;11l	mix 4;11l	426B043	998468	2.91	04/26/17	22:29
09							
10							
11							
12							
13							
14							
15							
16							
17							
18							
19							
20							
21							
22							
23							
24							
25							
26							

AREA UPPER LIMIT = +100% of internal standard area
AREA LOWER LIMIT = - 50% of internal standard area
RT UPPER LIMIT = +0.50 minutes of internal standard RT
RT LOWER LIMIT = -0.50 minutes of internal standard RT

Column used to flag internal standard area values with an asterisk.
* Values outside of QC limits.

FORM VIII PEST

8B
PESTICIDE INTERNAL STANDARD AREA AND RT SUMMARY

Lab Name: Phoenix Environmental Labs Client: NETC

Lab Code: Phoenix Case No.: SAS No.: SDG No.: GBY06958

Lab File Id: 501A004 Date Analyzed: 05/01/17

Instrument ID: ECD4 Time Analyzed: 11:01

GC Col A: CLP ID: 0.32

1-Bromo-2-Nitrobenze	INTERNAL STD AREA #	RT #
12 HOUR STD	985721	2.97
UPPER LIMIT	2020728	3.47
LOWER LIMIT	487932	2.47

	CLIENT ID	LAB ID	FILE ID	INTERNAL STD AREA	RT	DATE ANALYZED	TIME ANALYZED
01	hex	hex	501A003	926675	2.97	05/01/17	08:32
02	mix 4;11u	mix 4;11u	501A004	985721	2.97	05/01/17	08:48
03	deg;10v	deg;10v	501A005	983316	2.97	05/01/17	09:04
04	c300;11c	c300;11c	501A006	1001829	2.97	05/01/17	09:20
05	tox 1000;10w	tox 1000;10w	501A007	1052329	2.97	05/01/17	09:36
06	B4-1 S-1 (10X)	BY06958 (10X)	501A009	906377	2.96	05/01/17	11:01
07	FD-1 (10X)	BY06980 (10X)	501A010	917450	2.96	05/01/17	11:17
08	hex	hex	501A023	992390	2.97	05/01/17	15:27
09	mix 4;11u	mix 4;11u	501A024	1106653	2.96	05/01/17	15:43
10							
11							
12							
13							
14							
15							
16							
17							
18							
19							
20							
21							
22							
23							
24							
25							
26							

AREA UPPER LIMIT = +100% of internal standard area
AREA LOWER LIMIT = - 50% of internal standard area
RT UPPER LIMIT = +0.50 minutes of internal standard RT
RT LOWER LIMIT = -0.50 minutes of internal standard RT

Column used to flag internal standard area values with an asterisk.
* Values outside of QC limits.

FORM VIII PEST

8B
PESTICIDE INTERNAL STANDARD AREA AND RT SUMMARY

Lab Name: Phoenix Environmental Labs Client: NETC

Lab Code: Phoenix Case No.: SAS No.: SDG No.: GBY06958

Lab File Id: 501B004 Date Analyzed: 05/01/17

Instrument ID: ECD4 Time Analyzed: 11:01

GC Col B: Rtx-440 ID: 0.32

1-Bromo-2-Nitrobenze	INTERNAL STD AREA #	RT #
12 HOUR STD	723223	2.92
UPPER LIMIT	1482608	3.42
LOWER LIMIT	357995	2.42

	CLIENT ID	LAB ID	FILE ID	INTERNAL STD AREA	RT	DATE ANALYZED	TIME ANALYZED
01	hex	hex	501B003	665972	2.92	05/01/17	08:32
02	mix 4;11u	mix 4;11u	501B004	723223	2.92	05/01/17	08:48
03	deg;10v	deg;10v	501B005	719135	2.92	05/01/17	09:04
04	c300;11c	c300;11c	501B006	702504	2.92	05/01/17	09:20
05	tox 1000;10w	tox 1000;10w	501B007	731005	2.92	05/01/17	09:36
06	B4-1 S-1 (10X)	BY06958 (10X)	501B009	721866	2.91	05/01/17	11:01
07	FD-1 (10X)	BY06980 (10X)	501B010	671258	2.91	05/01/17	11:17
08	hex	hex	501B023	736976	2.92	05/01/17	15:27
09	mix 4;11u	mix 4;11u	501B024	815778	2.91	05/01/17	15:43
10							
11							
12							
13							
14							
15							
16							
17							
18							
19							
20							
21							
22							
23							
24							
25							
26							

AREA UPPER LIMIT = +100% of internal standard area
AREA LOWER LIMIT = - 50% of internal standard area
RT UPPER LIMIT = +0.50 minutes of internal standard RT
RT LOWER LIMIT = -0.50 minutes of internal standard RT

Column used to flag internal standard area values with an asterisk.
* Values outside of QC limits.

FORM VIII PEST

1D

PESTICIDE ORGANICS ANALYSIS DATA SHEET

CLIENT SAMPLE NO.

B4-1 S-1

Lab Name: Phoenix Environmental Client: NETC

Lab Code: Phoenix Instr: ECD4 Column.: CLP 0.32 SDG No.: GBY06958

Matrix: (soil/water) SOIL Lab Sample ID: BY06958

Sample wt/vol: 15.3 (g/mL) g Lab File ID: 501A009

% Moisture: 21 decanted: (Y/N) N Date Received: 04/19/17

Extraction: (SepF/Cont/ASE) 3545 Date Extracted: 04/28/17

Concentrated Extract Volume: 5000 (uL) Date Analyzed: 05/01/17

Injection Volume: 1 (ul) Dilution Factor: 10

CONCENTRATION UNITS:
(mg/L or mg/Kg) ug/Kg

CAS NO.	COMPOUND	CF	CONC	P/C	Q	MDL	PQL
319-84-6	alpha-BHC	NA	21	C	U	21	21
319-85-7	beta-BHC	NA	21	C	U	21	21
319-86-8	delta-BHC	NA	21	C	U	21	21
58-89-9	gamma-BHC (Lindane)	NA	8.3	C	U	8.3	8.3
76-44-8	Heptachlor	NA	41	C	U	41	41
309-00-2	Aldrin	NA	10	C	U	10	10
1024-57-3	Heptachlor Epoxide	NA	41	C	U	41	41
959-98-8	Endosulfan I	NA	41	C	U	41	41
60-57-1	Dieldrin	NA	10	C	U	10	10
72-55-9	4,4' -DDE	NA	210	C	U1	210	210
72-20-8	Endrin	NA	21	C	U	21	21
33213-65-9	Endosulfan II	NA	41	C	U	41	41
72-54-8	4,4' -DDD	NA	10	C	U	10	10
1031-07-8	Endosulfan Sulfate	NA	41	C	U	41	41
50-29-3	4,4' -DDT	1.697	140	C		12	12
72-43-5	Methoxychlor	NA	210	C	U	210	210
53494-70-5	Endrin ketone	NA	41	C	U	41	41
7421-93-4	Endrin Aldehyde	NA	41	C	U	41	41
8001-35-2	Toxaphene	NA	830	C	U	830	830
5103-71-9	alpha-Chlordane	NA	21	C	U	21	21
5103-74-2	gamma-Chlordane	NA	21	C	U	21	21
57-74-9	Chlordane	NA	210	C	U	210	210
2051-24-3	Decachlorobiphenyl	1.407	134	C		%	%
877-09-8	Tetrachloro-m-xylene	1.082	77	C		%	%

50-29-3 Sample Result Calc: ((33.6248raw * 10df * 5fv) / (15.30wt-vol * 0.79%sol) = 140

Both channels need to have the compound detected for a concentration to be reported on either channel.
U1=Due to matrix interference and/or the presence of a large amount of non-target material, the reporting level for this compound has been elevated.
U2=The presence of this compound was not confirmed by the analyst based on the characteristic pattern matching of multi-component parameters, retention time, and/or peak shape.

P/C: P=Primary Result C=Confirmation Result X=Not Used CF=Calculated Calibration/Response Factor MC=Multi-Component

FORM I PEST

1D

PESTICIDE ORGANICS ANALYSIS DATA SHEET

CLIENT SAMPLE NO.

B4-1 S-1

Lab Name: Phoenix Environmental Client: NETC

Lab Code: Phoenix Instr: ECD4 Column.: Rtx-440 0.32 SDG No.: GBY06958

Matrix: (soil/water) SOIL Lab Sample ID: BY06958

Sample wt/vol: 15.3 (g/mL) g Lab File ID: 501B009

% Moisture: 21 decanted: (Y/N) N Date Received: 04/19/17

Extraction: (SepF/Cont/ASE) 3545 Date Extracted: 04/28/17

Concentrated Extract Volume: 5000 (uL) Date Analyzed: 05/01/17

Injection Volume: 1 (ul) Dilution Factor: 10

CONCENTRATION UNITS:
(mg/L or mg/Kg) ug/Kg

CAS NO.	COMPOUND	CF	CONC	P/C	Q	MDL	PQL
319-84-6	alpha-BHC	NA	21	P	U	21	21
319-85-7	beta-BHC	NA	21	P	U	21	21
319-86-8	delta-BHC	NA	21	P	U	21	21
58-89-9	gamma-BHC (Lindane)	NA	8.3	P	U	8.3	8.3
76-44-8	Heptachlor	NA	41	P	U	41	41
309-00-2	Aldrin	NA	10	P	U	10	10
1024-57-3	Heptachlor Epoxide	NA	41	P	U	41	41
959-98-8	Endosulfan I	NA	41	P	U	41	41
60-57-1	Dieldrin	NA	10	P	U	10	10
72-55-9	4,4' -DDE	NA	210	P	U1	210	210
72-20-8	Endrin	NA	21	P	U	21	21
33213-65-9	Endosulfan II	NA	41	P	U	41	41
72-54-8	4,4' -DDD	NA	10	P	U	10	10
1031-07-8	Endosulfan Sulfate	NA	41	P	U	41	41
50-29-3	4,4' -DDT	1.566	140	P		12	12
72-43-5	Methoxychlor	NA	210	P	U	210	210
53494-70-5	Endrin ketone	NA	41	P	U	41	41
7421-93-4	Endrin Aldehyde	NA	41	P	U	41	41
8001-35-2	Toxaphene	NA	830	P	U	830	830
5103-71-9	alpha-Chlordane	NA	21	P	U	21	21
5103-74-2	gamma-Chlordane	NA	21	P	U	21	21
57-74-9	Chlordane	NA	210	P	U	210	210
2051-24-3	Decachlorobiphenyl	1.531	115	P		%	%
877-09-8	Tetrachloro-m-xylene	0.909	64	P		%	%

50-29-3 Sample Result Calc: ((33.3434raw * 10df * 5fv) / (15.30wt-vol * 0.79%sol) = 140

Both channels need to have the compound detected for a concentration to be reported on either channel.
U1=Due to matrix interference and/or the presence of a large amount of non-target material, the reporting level for this compound has been elevated.
U2=The presence of this compound was not confirmed by the analyst based on the characteristic pattern matching of multi-component parameters, retention time, and/or peak shape.

P/C: P=Primary Result C=Confirmation Result X=Not Used CF=Calculated Calibration/Response Factor MC=Multi-Component

FORM I PEST

10A

PESTICIDES CONFIRMATION SUMMARY FOR SINGLE COMPONENT ANALYTES

CLIENT SAMPLE NO

B4-1 S-1

Lab Name: Phoenix Environmental Labs Client: NETC

Lab Code: Phoenix Lab File ID: 501A009 | 501B009 SDG No.: GBY06958

Lab SampleID: BY06958 Instrument ID: ECD4 Date Analyzed: 5/1/17 11:01

GC Column(A): CLP ID: 0.32 (mm) GC Column(B): Rtx-440 ID: 0.32 (mm)

ANALYTE	COL	RT	RT WINDOW FROM	RT WINDOW TO	CALCULATED CONC	CF	%RPD	*
4,4' -DDT	A	7.38	7.35	7.49	140	1.697	0.0	
	B	8.42	8.31	8.45	140	1.566		

%RPD must be less than or equal to 40% (*) Criteria exceeded.

NC - (No Criteria) %RPD is not calculated when either result is less than 2 times the reporting level.

CF = Calculated Calibration/Response Factor

FORM X Pesticides

Client Id: B4-1 S-1

Software Version: 4.1<1L22>
Date: 5/1/17 11:25 AM
Sample Name : 06958 10xc cu
Data File   : E:\TC2017\ECD4\05-MAY\501A009.RAW   Date: 5/1/17 11:01 AM
Sequence File: E:\TC2017\ECD4\05-MAY\PEST_SEQ.SEQ   Cycle: 9   Channel : A
Instrument   : AUTO4-DUAL_ECD   Rack/Vial: 0/8   Operator: CE
Sample Amount   : 1.0000   Dilution Factor : 1.00

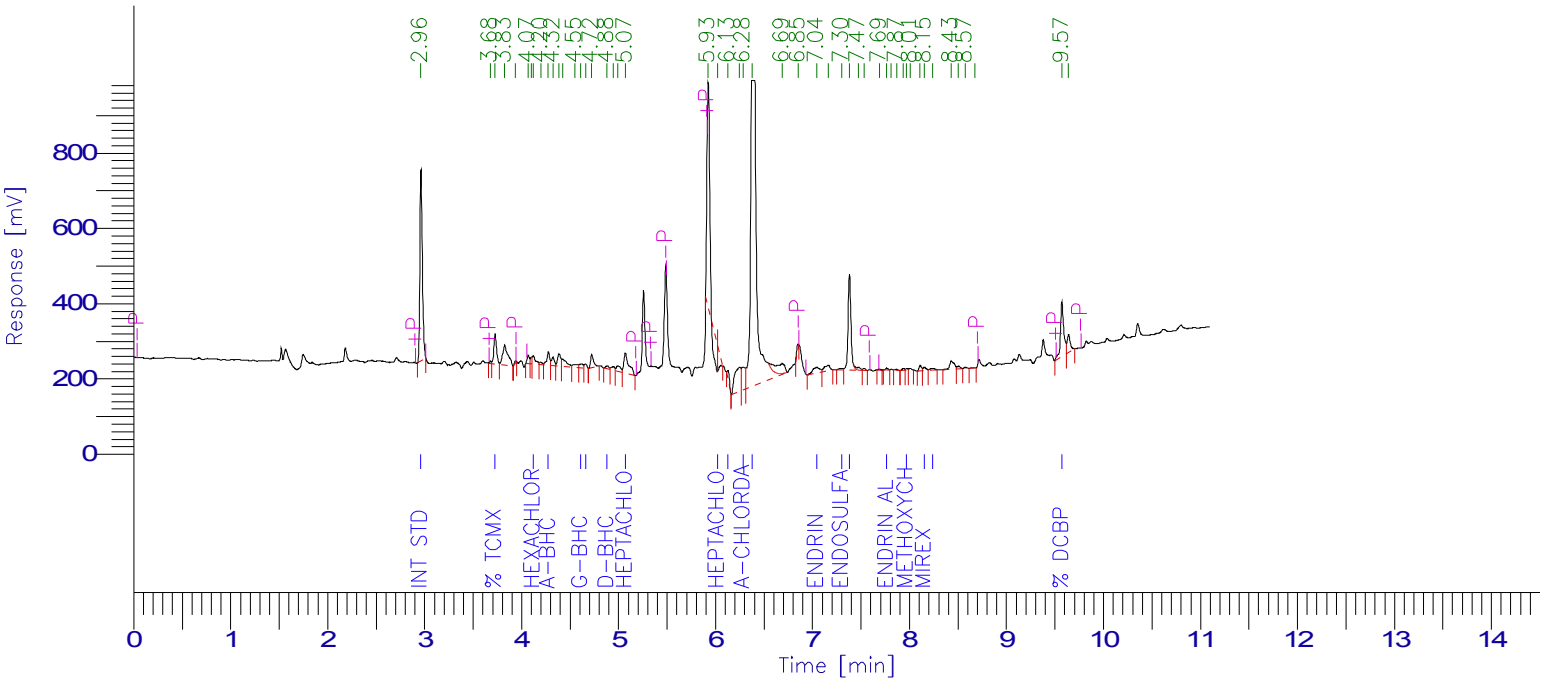

PESTICIDE REPORT

Peak #	Time [min]	Component Name	Raw Amount	Surrogate Recovery Multiplier TCMX & DCBP	Adjusted Amount for Labowrks	Area [µV·s]
1	2.962	Int Std	100.0000	250.0000	1.0000	100.0000	906377.27
3	3.727	% TCMX	15.4126	38.5315	1.0000	15.4126	151202.69
8	4.121	Hexachlorobenzene	1.9511	4.8778	1.0000	1.9511	50482.08
10	4.276	a-BHC	2.8156	7.0391	1.0000	2.8156	73770.42
15	4.612	g-BHC	1.0683	2.6708	1.0000	1.0683	30050.33
16	4.661	b-BHC	2.1108	5.2771	1.0000	2.1108	21417.00
18	4.883	d-BHC	0.7781	1.9451	1.0000	0.7781	19259.52
21	5.070	Heptachlor	8.1354	20.3385	1.0000	8.1354	194663.86
0	5.403	Aldrin	0.0000	0.0000	1.0000	0.0000	0.00
23	6.019	Heptachlor epoxide	4.7938	11.9846	1.0000	4.7938	109198.77
24	6.129	g-Chlordane	1.4671	3.6678	1.0000	1.4671	37503.59
26	6.284	a-Chlordane	7.3499	18.3748	1.0000	7.3499	171053.05
27	6.378	4,4'-DDE	195.1739	487.9348	1.0000	195.1739	3813292.17
0	6.469	Endosulfan I	0.0000	0.0000	1.0000	0.0000	0.00
0	6.740	Dieldrin	0.0000	0.0000	1.0000	0.0000	0.00
30	7.043	Endrin	4.6054	11.5134	1.0000	4.6054	81819.07
0	7.071	4,4'-DDD	0.0000	0.0000	1.0000	0.0000	0.00
32	7.302	Endosulfan II	0.6896	1.7240	1.0000	0.6896	12794.72
33	7.381	4,4'-DDT	33.6248	84.0620	1.0000	33.6248	517180.24
37	7.765	Endrin aldehyde	0.6846	1.7115	1.0000	0.6846	10282.65
41	7.971	Methoxychlor	0.9865	2.4662	1.0000	0.9865	7414.64
44	8.153	Mirex	1.4402	3.6006	1.0000	1.4402	20173.16
45	8.241	Endosulfan sulfate	1.0028	2.5070	1.0000	1.0028	16043.24
0	8.582	Endrin Ketone	0.0000	0.0000	1.0000	0.0000	0.00
50	9.572	% DCBP	26.8966	67.2416	1.0000	26.8966	342979.46
			1027.4680	25.0000	410.9872	6586957.94

Client Id: B4-1 S-1

Software Version: 4.1<1L22>
Date: 5/1/17 11:25 AM
Sample Name : 06958 10xc cu
Data File   : E:\TC2017\ECD4\05-MAY\501B009.RAW   Date: 5/1/17 11:01 AM
Sequence File: E:\TC2017\ECD4\05-MAY\PEST_SEQ.SEQ   Cycle: 9   Channel : B
Instrument   : AUTO4-DUAL_ECD   Rack/Vial: 0/8   Operator: CE
Sample Amount   : 1.0000   Dilution Factor : 1.00

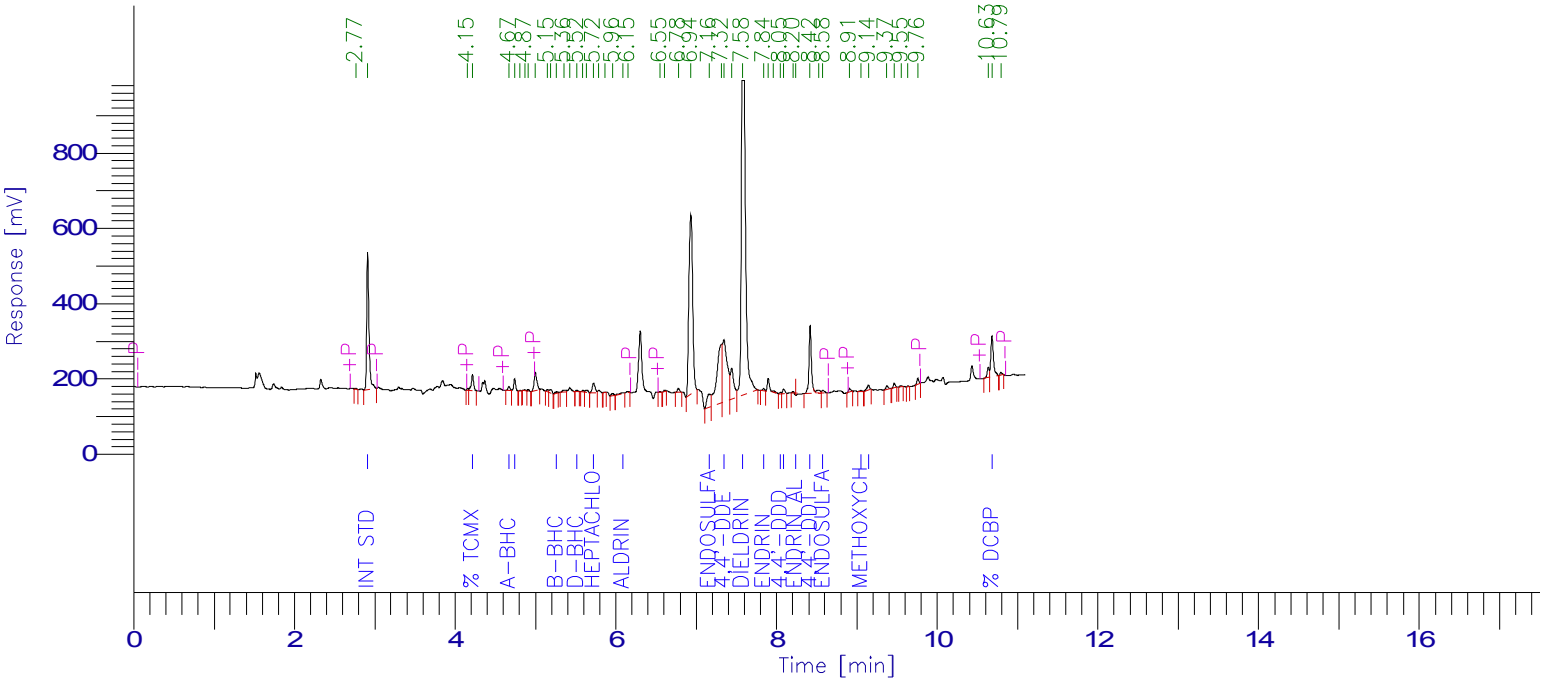

PESTICIDE REPORT

Peak #	Time [min]	Component Name	Raw Amount	Surrogate Recovery Multiplier TCMX & DCBP		Adjusted Amount for Labowrks	Area [µV·s]
2	2.910	Int Std	100.0000	250.0000	1.0000	100.0000	721865.53
4	4.216	% TCMX	12.8665	32.1662	1.0000	12.8665	84443.19
5	4.669	a-BHC	1.1077	2.7693	1.0000	1.1077	18801.56
6	4.740	Hexachlorobenzene	2.0919	5.2298	1.0000	2.0919	52623.08
0	5.054	g-BHC	0.0000	0.0000	1.0000	0.0000	0.00
13	5.263	b-BHC	1.0638	2.6595	1.0000	1.0638	8193.50
16	5.516	d-BHC	0.3510	0.8774	1.0000	0.3510	6056.90
19	5.724	Heptachlor	3.6571	9.1428	1.0000	3.6571	61132.12
23	6.089	Aldrin	0.6631	1.6577	1.0000	0.6631	12130.40
0	6.656	Heptachlor epoxide	0.0000	0.0000	1.0000	0.0000	0.00
0	7.000	g-Chlordane	0.0000	0.0000	1.0000	0.0000	0.00
0	7.114	a-Chlordane	0.0000	0.0000	1.0000	0.0000	0.00
29	7.162	Endosulfan I	8.7269	21.8172	1.0000	8.7269	126117.08
31	7.346	4,4'-DDE	46.8263	117.0657	1.0000	46.8263	710277.90
33	7.578	Dieldrin	203.0997	507.7493	1.0000	203.0997	3268056.10
34	7.839	Endrin	0.8206	2.0514	1.0000	0.8206	10102.80
37	8.047	4,4'-DDD	0.5496	1.3741	1.0000	0.5496	4759.03
38	8.089	Endosulfan II	1.7749	4.4373	1.0000	1.7749	23322.64
40	8.240	Endrin aldehyde	1.1823	2.9557	1.0000	1.1823	12595.16
41	8.418	4,4'-DDT	33.3434	83.3586	1.0000	33.3434	376855.90
43	8.577	Endosulfan sulfate	1.4056	3.5139	1.0000	1.4056	18128.06
45	9.051	Methoxychlor	0.8777	2.1942	1.0000	0.8777	4611.34
46	9.143	Endrin Ketone	2.4120	6.0299	1.0000	2.4120	31797.00
0	9.681	Mirex	0.0000	0.0000	1.0000	0.0000	0.00
53	10.680	% DCBP	22.9492	57.3730	1.0000	22.9492	253611.85
			1114.4229	25.0000		445.7691	5805481.14

1D

PESTICIDE ORGANICS ANALYSIS DATA SHEET

CLIENT SAMPLE NO.

B4-1 S-2

Lab Name: Phoenix Environmental Client: NETC

Lab Code: Phoenix Instr: ECD35 Column.: CLP 0.32 SDG No.: GBY06958

Matrix: (soil/water) SOIL Lab Sample ID: BY06959

Sample wt/vol: 15.1 (g/mL) g Lab File ID: 426A040

% Moisture: 21 decanted: (Y/N) N Date Received: 04/19/17

Extraction: (SepF/Cont/ASE) 3545 Date Extracted: 04/24/17

Concentrated Extract Volume: 5000 (uL) Date Analyzed: 04/26/17

Injection Volume: 1 (ul) Dilution Factor: 2

CONCENTRATION UNITS:
(mg/L or mg/Kg) ug/Kg

CAS NO.	COMPOUND	CF	CONC	P/C	Q	MDL	PQL
319-84-6	alpha-BHC	NA	8.4	C	U	8.4	8.4
319-85-7	beta-BHC	NA	8.4	C	U	8.4	8.4
319-86-8	delta-BHC	NA	8.4	C	U	8.4	8.4
58-89-9	gamma-BHC (Lindane)	NA	1.7	C	U	1.7	1.7
76-44-8	Heptachlor	NA	8.4	C	U	8.4	8.4
309-00-2	Aldrin	NA	4.2	C	U	4.2	4.2
1024-57-3	Heptachlor Epoxide	NA	8.4	C	U	8.4	8.4
959-98-8	Endosulfan I	NA	8.4	C	U	8.4	8.4
60-57-1	Dieldrin	NA	4.2	C	U	4.2	4.2
72-55-9	4,4' -DDE	NA	2.5	C	U	2.5	2.5
72-20-8	Endrin	NA	8.4	C	U	8.4	8.4
33213-65-9	Endosulfan II	NA	8.4	C	U	8.4	8.4
72-54-8	4,4' -DDD	NA	2.5	C	U	2.5	2.5
1031-07-8	Endosulfan Sulfate	NA	8.4	C	U	8.4	8.4
50-29-3	4,4' -DDT	NA	2.5	C	U	2.5	2.5
72-43-5	Methoxychlor	NA	42	C	U	42	42
53494-70-5	Endrin ketone	NA	8.4	C	U	8.4	8.4
7421-93-4	Endrin Aldehyde	NA	8.4	C	U	8.4	8.4
8001-35-2	Toxaphene	NA	170	C	U	170	170
5103-71-9	alpha-Chlordane	NA	4.2	C	U	4.2	4.2
5103-74-2	gamma-Chlordane	NA	4.2	C	U	4.2	4.2
57-74-9	Chlordane	NA	42	C	U	42	42
2051-24-3	Decachlorobiphenyl	0.826	63	C		%	%
877-09-8	Tetrachloro-m-xylene	1.531	54	C		%	%

57-74-9 Sample PQL Calc: (50raw * 2df * 5fv) / (15.10wt-vol * 0.79%sol) = 42

Both channels need to have the compound detected for a concentration to be reported on either channel.
U1=Due to matrix interference and/or the presence of a large amount of non-target material, the reporting level for this compound has been elevated.
U2=The presence of this compound was not confirmed by the analyst based on the characteristic pattern matching of multi-component parameters, retention time, and/or peak shape.

P/C: P=Primary Result C=Confirmation Result X=Not Used CF=Calculated Calibration/Response Factor MC=Multi-Component

1D

PESTICIDE ORGANICS ANALYSIS DATA SHEET

CLIENT SAMPLE NO.

B4-1 S-2

Lab Name: Phoenix Environmental Client: NETC

Lab Code: Phoenix Instr: ECD35 Column.: rtx-440 0.32 SDG No.: GBY06958

Matrix: (soil/water) SOIL Lab Sample ID: BY06959

Sample wt/vol: 15.1 (g/mL) g Lab File ID: 426B040

% Moisture: 21 decanted: (Y/N) N Date Received: 04/19/17

Extraction: (SepF/Cont/ASE) 3545 Date Extracted: 04/24/17

Concentrated Extract Volume: 5000 (uL) Date Analyzed: 04/26/17

Injection Volume: 1 (ul) Dilution Factor: 2

CONCENTRATION UNITS:
(mg/L or mg/Kg) ug/Kg

CAS NO.	COMPOUND	CF	CONC	P/C	Q	MDL	PQL
319-84-6	alpha-BHC	NA	8.4	P	U	8.4	8.4
319-85-7	beta-BHC	NA	8.4	P	U	8.4	8.4
319-86-8	delta-BHC	NA	8.4	P	U	8.4	8.4
58-89-9	gamma-BHC (Lindane)	NA	1.7	P	U	1.7	1.7
76-44-8	Heptachlor	NA	8.4	P	U	8.4	8.4
309-00-2	Aldrin	NA	4.2	P	U	4.2	4.2
1024-57-3	Heptachlor Epoxide	NA	8.4	P	U	8.4	8.4
959-98-8	Endosulfan I	NA	8.4	P	U	8.4	8.4
60-57-1	Dieldrin	NA	4.2	P	U	4.2	4.2
72-55-9	4,4' -DDE	NA	2.5	P	U	2.5	2.5
72-20-8	Endrin	NA	8.4	P	U	8.4	8.4
33213-65-9	Endosulfan II	NA	8.4	P	U	8.4	8.4
72-54-8	4,4' -DDD	NA	2.5	P	U	2.5	2.5
1031-07-8	Endosulfan Sulfate	NA	8.4	P	U	8.4	8.4
50-29-3	4,4' -DDT	NA	2.5	P	U	2.5	2.5
72-43-5	Methoxychlor	NA	42	P	U	42	42
53494-70-5	Endrin ketone	NA	8.4	P	U	8.4	8.4
7421-93-4	Endrin Aldehyde	NA	8.4	P	U	8.4	8.4
8001-35-2	Toxaphene	NA	170	P	U	170	170
5103-71-9	alpha-Chlordane	NA	4.2	P	U	4.2	4.2
5103-74-2	gamma-Chlordane	NA	4.2	P	U	4.2	4.2
57-74-9	Chlordane	NA	42	P	U	42	42
2051-24-3	Decachlorobiphenyl	0.989	59	P		%	%
877-09-8	Tetrachloro-m-xylene	1.037	61	P		%	%

57-74-9 Sample PQL Calc: (50raw * 2df * 5fv) / (15.10wt-vol * 0.79%sol) = 42

Both channels need to have the compound detected for a concentration to be reported on either channel.
U1=Due to matrix interference and/or the presence of a large amount of non-target material, the reporting level for this compound has been elevated.
U2=The presence of this compound was not confirmed by the analyst based on the characteristic pattern matching of multi-component parameters, retention time, and/or peak shape.

P/C: P=Primary Result C=Confirmation Result X=Not Used CF=Calculated Calibration/Response Factor MC=Multi-Component

Client Id: B4-1 S-2

Software Version: 4.1<1L22>
Date: 4/27/17 09:49 AM
Sample Name : 06959 2XC CU
Data File : E:\TC2017\ECD35\04-APR\426A040.RAW Date: 4/26/17 09:39 PM
Sequence File: E:\TC2017\ECD35\04-APR\PEST_SEQ.SEQ Cycle: 832 Channel : A
Instrument : AUTO_ECD35 Rack/Vial: 0/35 Operator: ce
Sample Amount : 1.0000 Dilution Factor : 1.00

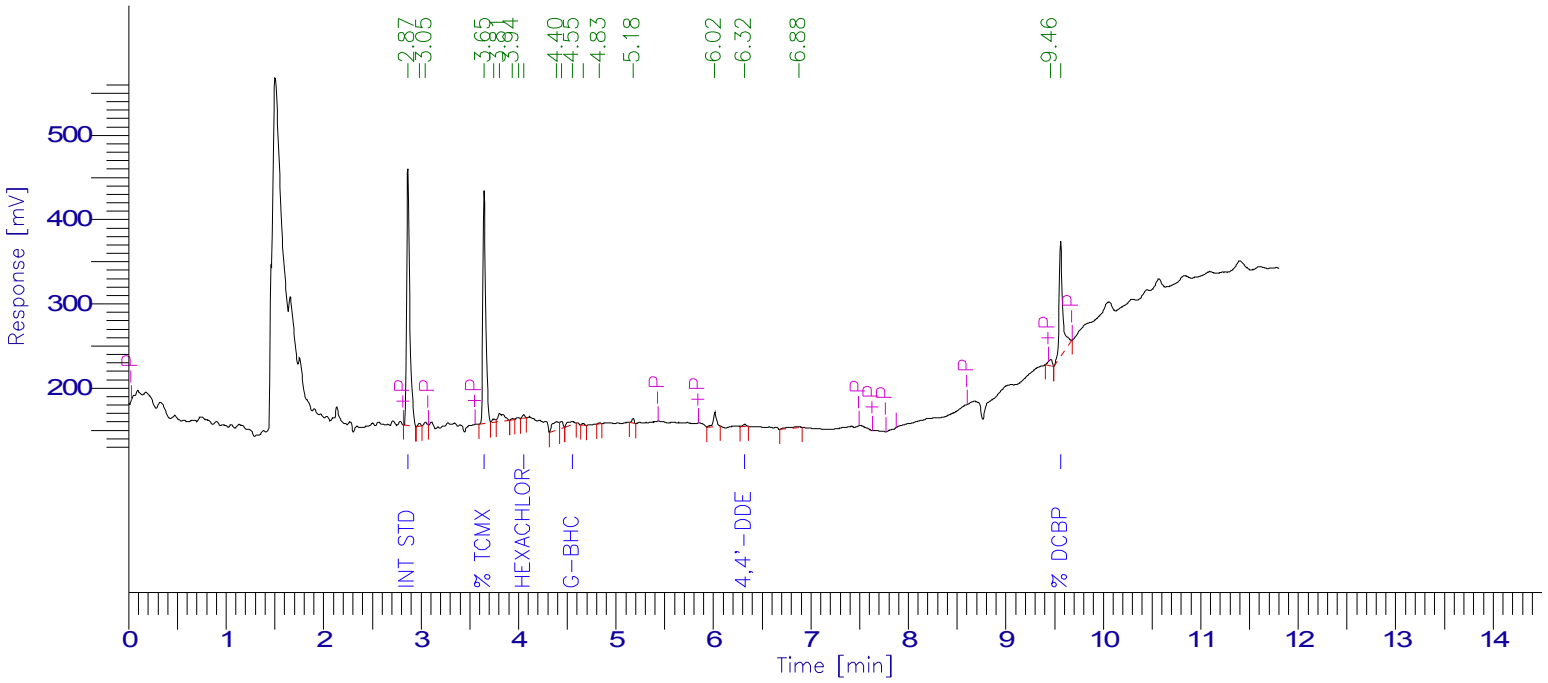

PESTICIDE REPORT

Peak #	Time [min]	Component Name	Raw Amount	Surrogate Recovery Multiplier TCMX & DCBP	Adjusted Amount for Labowrks	Area [µV·s]
1	2.867	Int Std	100.0000	250.0000	1.0000	100.0000	687107.47
4	3.649	% TCMX	54.0284	135.0709	1.0000	54.0284	568382.33
9	4.055	Hexachlorobenzene	0.5170	1.2926	1.0000	0.5170	7924.96
0	4.219	a-BHC	0.0000	0.0000	1.0000	0.0000	0.00
12	4.554	g-BHC	1.1542	2.8856	1.0000	1.1542	20730.90
0	4.629	b-BHC	0.0000	0.0000	1.0000	0.0000	0.00
0	4.798	d-BHC	0.0000	0.0000	1.0000	0.0000	0.00
0	5.020	Heptachlor	0.0000	0.0000	1.0000	0.0000	0.00
0	5.326	Aldrin	0.0000	0.0000	1.0000	0.0000	0.00
0	5.956	Heptachlor epoxide	0.0000	0.0000	1.0000	0.0000	0.00
0	6.094	g-Chlordane	0.0000	0.0000	1.0000	0.0000	0.00
0	6.238	a-Chlordane	0.0000	0.0000	1.0000	0.0000	0.00
17	6.321	4,4'-DDE	0.4541	1.1353	1.0000	0.4541	5549.47
0	6.395	Endosulfan I	0.0000	0.0000	1.0000	0.0000	0.00
0	6.669	Dieldrin	0.0000	0.0000	1.0000	0.0000	0.00
0	6.949	Endrin	0.0000	0.0000	1.0000	0.0000	0.00
0	7.007	4,4'-DDD	0.0000	0.0000	1.0000	0.0000	0.00
0	7.217	Endosulfan II	0.0000	0.0000	1.0000	0.0000	0.00
0	7.341	4,4'-DDT	0.0000	0.0000	1.0000	0.0000	0.00
0	7.707	Endrin aldehyde	0.0000	0.0000	1.0000	0.0000	0.00
0	7.913	Methoxychlor	0.0000	0.0000	1.0000	0.0000	0.00
0	8.094	Mirex	0.0000	0.0000	1.0000	0.0000	0.00
0	8.200	Endosulfan sulfate	0.0000	0.0000	1.0000	0.0000	0.00
0	8.525	Endrin Ketone	0.0000	0.0000	1.0000	0.0000	0.00
20	9.563	% DCBP	62.9266	157.3164	1.0000	62.9266	357292.41
				547.7008	25.0000	219.0803	1646987.54

Client Id: B4-1 S-2

Software Version: 4.1<1L22>
Date: 4/27/17 09:49 AM
Sample Name : 06959 2XC CU
Data File : E:\TC2017\ECD35\04-APR\426B040.RAW Date: 4/26/17 09:39 PM
Sequence File: E:\TC2017\ECD35\04-APR\PEST_SEQ.SEQ Cycle: 832 Channel : B
Instrument : AUTO_ECD35 Rack/Vial: 0/35 Operator: ce
Sample Amount : 1.0000 Dilution Factor : 1.00

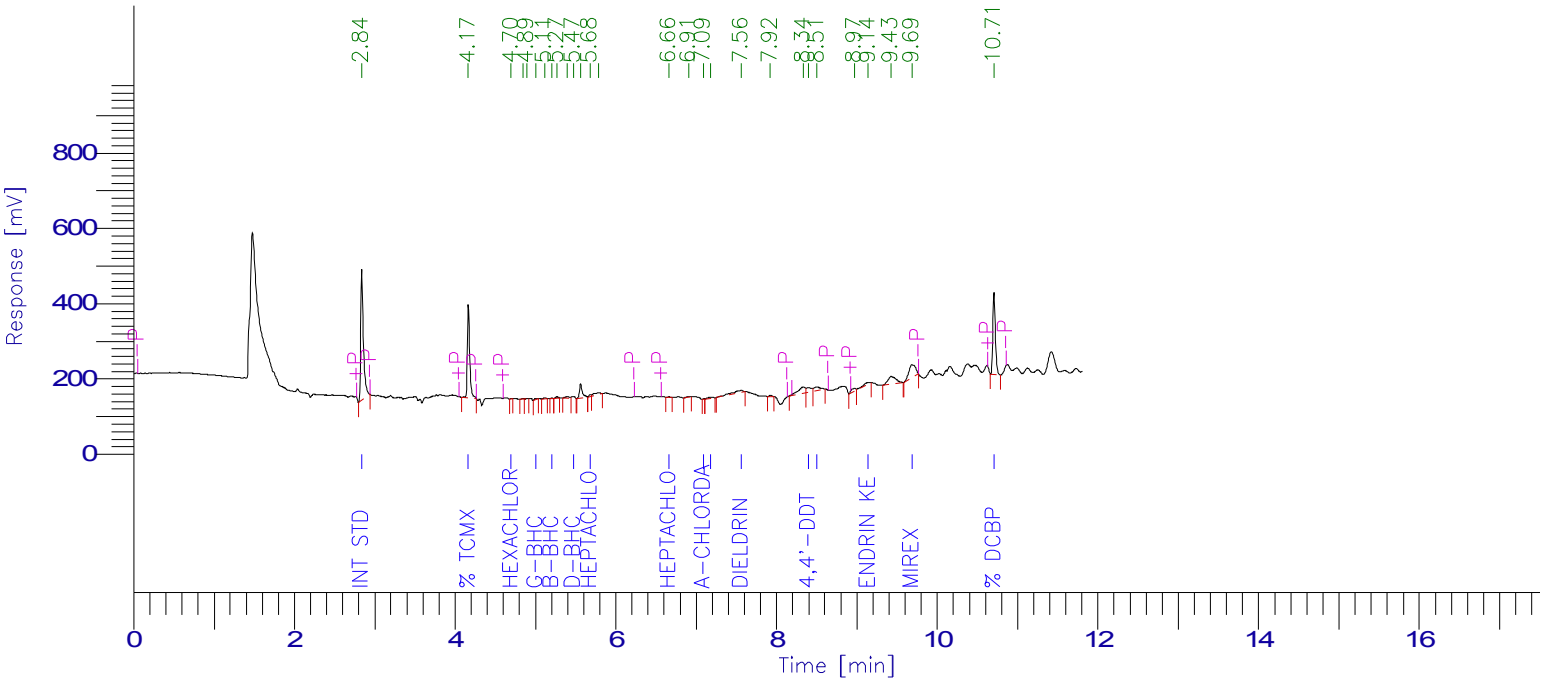

PESTICIDE REPORT

Peak #	Time [min]	Component Name	Raw Amount	Surrogate Recovery TCMX & DCBP	Multiplier	Adjusted Amount for Labowrks	Area [µV·s]
1	2.839	Int Std	100.0000	250.0000	1.0000	100.0000	805075.69
2	4.166	% TCMX	60.9737	152.4342	1.0000	60.9737	508875.10
0	4.662	a-BHC	0.0000	0.0000	1.0000	0.0000	0.00
3	4.700	Hexachlorobenzene	0.0661	0.1651	1.0000	0.0661	1576.35
6	5.005	g-BHC	0.5741	1.4353	1.0000	0.5741	8959.83
8	5.208	b-BHC	0.2768	0.6920	1.0000	0.2768	2272.57
11	5.474	d-BHC	0.8295	2.0739	1.0000	0.8295	16906.59
13	5.684	Heptachlor	0.5504	1.3759	1.0000	0.5504	9841.22
0	6.087	Aldrin	0.0000	0.0000	1.0000	0.0000	0.00
15	6.659	Heptachlor epoxide	0.2053	0.5132	1.0000	0.2053	3258.15
0	6.973	g-Chlordane	0.0000	0.0000	1.0000	0.0000	0.00
17	7.094	a-Chlordane	0.1124	0.2810	1.0000	0.1124	1702.02
18	7.181	Endosulfan I	0.8864	2.2160	1.0000	0.8864	12501.97
0	7.351	4,4'-DDE	0.0000	0.0000	1.0000	0.0000	0.00
19	7.562	Dieldrin	4.1668	10.4169	1.0000	4.1668	62525.20
0	7.800	Endrin	0.0000	0.0000	1.0000	0.0000	0.00
0	8.020	4,4'-DDD	0.0000	0.0000	1.0000	0.0000	0.00
0	8.080	Endosulfan II	0.0000	0.0000	1.0000	0.0000	0.00
0	8.248	Endrin aldehyde	0.0000	0.0000	1.0000	0.0000	0.00
22	8.396	4,4'-DDT	6.5964	16.4910	1.0000	6.5964	55883.67
23	8.505	Endosulfan sulfate	6.1242	15.3105	1.0000	6.1242	55493.80
0	9.030	Methoxychlor	0.0000	0.0000	1.0000	0.0000	0.00
25	9.142	Endrin Ketone	3.7727	9.4318	1.0000	3.7727	37516.78
27	9.686	Mirex	29.0970	72.7426	1.0000	29.0970	191327.38
28	10.705	% DCBP	59.3489	148.3723	1.0000	59.3489	472569.98
				683.9517	25.0000	273.5807	2246286.31

1D

PESTICIDE ORGANICS ANALYSIS DATA SHEET

CLIENT SAMPLE NO.

B3-2 S-1

Lab Name: Phoenix Environmental Client: NETC

Lab Code: Phoenix Instr: ECD4 Column.: CLP 0.32 SDG No.: GBY06958

Matrix: (soil/water) SOIL Lab Sample ID: BY06961

Sample wt/vol: 15.16 (g/mL) g Lab File ID: 425A040

% Moisture: 22 decanted: (Y/N) N Date Received: 04/19/17

Extraction: (SepF/Cont/ASE) 3545 Date Extracted: 04/24/17

Concentrated Extract Volume: 5000 (uL) Date Analyzed: 04/25/17

Injection Volume: 1 (ul) Dilution Factor: 20

CONCENTRATION UNITS:
(mg/L or mg/Kg) ug/Kg

CAS NO.	COMPOUND	CF	CONC	P/C	Q	MDL	PQL
319-84-6	alpha-BHC	NA	85	P	U	85	85
319-85-7	beta-BHC	NA	85	P	U	85	85
319-86-8	delta-BHC	NA	85	P	U	85	85
58-89-9	gamma-BHC (Lindane)	NA	17	P	U	17	17
76-44-8	Heptachlor	2.640	87	C		42	42
309-00-2	Aldrin	NA	42	P	U	42	42
1024-57-3	Heptachlor Epoxide	NA	85	P	U	85	85
959-98-8	Endosulfan I	NA	85	P	U	85	85
60-57-1	Dieldrin	NA	85	P	U1	85	85
72-55-9	4,4' -DDE	NA	42	P	U1	42	42
72-20-8	Endrin	NA	85	P	U	85	85
33213-65-9	Endosulfan II	NA	85	P	U	85	85
72-54-8	4,4' -DDD	NA	25	P	U	25	25
1031-07-8	Endosulfan Sulfate	NA	85	P	U	85	85
50-29-3	4,4' -DDT	NA	130	P	U1	130	130
72-43-5	Methoxychlor	NA	420	P	U	420	420
53494-70-5	Endrin ketone	NA	85	P	U	85	85
7421-93-4	Endrin Aldehyde	NA	85	P	U	85	85
8001-35-2	Toxaphene	NA	1700	P	U	1700	1700
5103-71-9	alpha-Chlordane	NA	42	P	U	42	42
5103-74-2	gamma-Chlordane	NA	42	P	U	42	42
57-74-9	Chlordane	NA	420	P	U	420	420
2051-24-3	Decachlorobiphenyl	NA	Diluted Out	P		%	%
877-09-8	Tetrachloro-m-xylene	NA	Diluted Out	P		%	%

76-44-8 Sample Result Calc: ((10.2945raw * 20df * 5fv) / (15.16wt-vol * 0.78%sol) = 87

Both channels need to have the compound detected for a concentration to be reported on either channel.
U1=Due to matrix interference and/or the presence of a large amount of non-target material, the reporting level for this compound has been elevated.
U2=The presence of this compound was not confirmed by the analyst based on the characteristic pattern matching of multi-component parameters, retention time, and/or peak shape.

P/C: P=Primary Result C=Confirmation Result X=Not Used CF=Calculated Calibration/Response Factor MC=Multi-Component

FORM I PEST

1D

PESTICIDE ORGANICS ANALYSIS DATA SHEET

CLIENT SAMPLE NO.

B3-2 S-1

Lab Name: Phoenix Environmental Client: NETC

Lab Code: Phoenix Instr: ECD4 Column.: Rtx-440 0.32 SDG No.: GBY06958

Matrix: (soil/water) SOIL Lab Sample ID: BY06961

Sample wt/vol: 15.16 (g/mL) g Lab File ID: 425B040

% Moisture: 22 decanted: (Y/N) N Date Received: 04/19/17

Extraction: (SepF/Cont/ASE) 3545 Date Extracted: 04/24/17

Concentrated Extract Volume: 5000 (uL) Date Analyzed: 04/25/17

Injection Volume: 1 (ul) Dilution Factor: 20

CONCENTRATION UNITS:
(mg/L or mg/Kg) ug/Kg

CAS NO.	COMPOUND	CF	CONC	P/C	Q	MDL	PQL
319-84-6	alpha-BHC	NA	85	C	U	85	85
319-85-7	beta-BHC	NA	85	C	U	85	85
319-86-8	delta-BHC	NA	85	C	U	85	85
58-89-9	gamma-BHC (Lindane)	NA	17	C	U	17	17
76-44-8	Heptachlor	2.316	110	P		42	42
309-00-2	Aldrin	NA	42	C	U	42	42
1024-57-3	Heptachlor Epoxide	NA	85	C	U	85	85
959-98-8	Endosulfan I	NA	85	C	U	85	85
60-57-1	Dieldrin	NA	85	C	U1	85	85
72-55-9	4,4' -DDE	NA	42	C	U1	42	42
72-20-8	Endrin	NA	85	C	U	85	85
33213-65-9	Endosulfan II	NA	85	C	U	85	85
72-54-8	4,4' -DDD	NA	25	C	U	25	25
1031-07-8	Endosulfan Sulfate	NA	85	C	U	85	85
50-29-3	4,4' -DDT	NA	130	C	U1	130	130
72-43-5	Methoxychlor	NA	420	C	U	420	420
53494-70-5	Endrin ketone	NA	85	C	U	85	85
7421-93-4	Endrin Aldehyde	NA	85	C	U	85	85
8001-35-2	Toxaphene	NA	1700	C	U	1700	1700
5103-71-9	alpha-Chlordane	NA	42	C	U	42	42
5103-74-2	gamma-Chlordane	NA	42	C	U	42	42
57-74-9	Chlordane	NA	420	C	U	420	420
2051-24-3	Decachlorobiphenyl	NA	Diluted Out	C		%	%
877-09-8	Tetrachloro-m-xylene	NA	Diluted Out	C		%	%

76-44-8 Sample Result Calc: ((12.5931raw * 20df * 5fv) / (15.16wt-vol * 0.78%sol) = 110

Both channels need to have the compound detected for a concentration to be reported on either channel.
U1=Due to matrix interference and/or the presence of a large amount of non-target material, the reporting level for this compound has been elevated.
U2=The presence of this compound was not confirmed by the analyst based on the characteristic pattern matching of multi-component parameters, retention time, and/or peak shape.

P/C: P=Primary Result C=Confirmation Result X=Not Used CF=Calculated Calibration/Response Factor MC=Multi-Component

FORM I PEST

10A

PESTICIDES CONFIRMATION SUMMARY FOR SINGLE COMPONENT ANALYTES

CLIENT SAMPLE NO

B3-2 S-1

Lab Name: Phoenix Environmental Labs Client: NETC

Lab Code: Phoenix Lab File ID: 425A040 | 425B040 SDG No.: GBY06958

Lab SampleID: BY06961 Instrument ID: ECD4 Date Analyzed: 4/25/17 22:12

GC Column(A): CLP ID: 0.32 (mm) GC Column(B): Rtx-440 ID: 0.32 (mm)

ANALYTE	COL	RT	RT WINDOW FROM	RT WINDOW TO	CALCULATED CONC	CF	%RPD	*
Heptachlor	A	5.10	5.06	5.16	87	2.640	23.4	
	B	5.70	5.64	5.74	110	2.316		

%RPD must be less than or equal to 40% (*) Criteria exceeded.

NC - (No Criteria) %RPD is not calculated when either result is less than 2 times the reporting level.

CF = Calculated Calibration/Response Factor

FORM X Pesticides

Client Id: B3-2 S-1

Software Version: 4.1<1L22>
Date: 4/26/17 11:25 AM
Sample Name : 06961 20xc cu
Data File : E:\TC2017\ECD4\04-APR\425A040.RAW Date: 4/25/17 10:12 PM
Sequence File: E:\TC2017\ECD4\04-APR\PEST_SEQ.SEQ Cycle: 909 Channel : A
Instrument : AUTO4-DUAL_ECD Rack/Vial: 0/25 Operator: CE
Sample Amount : 1.0000 Dilution Factor : 1.00

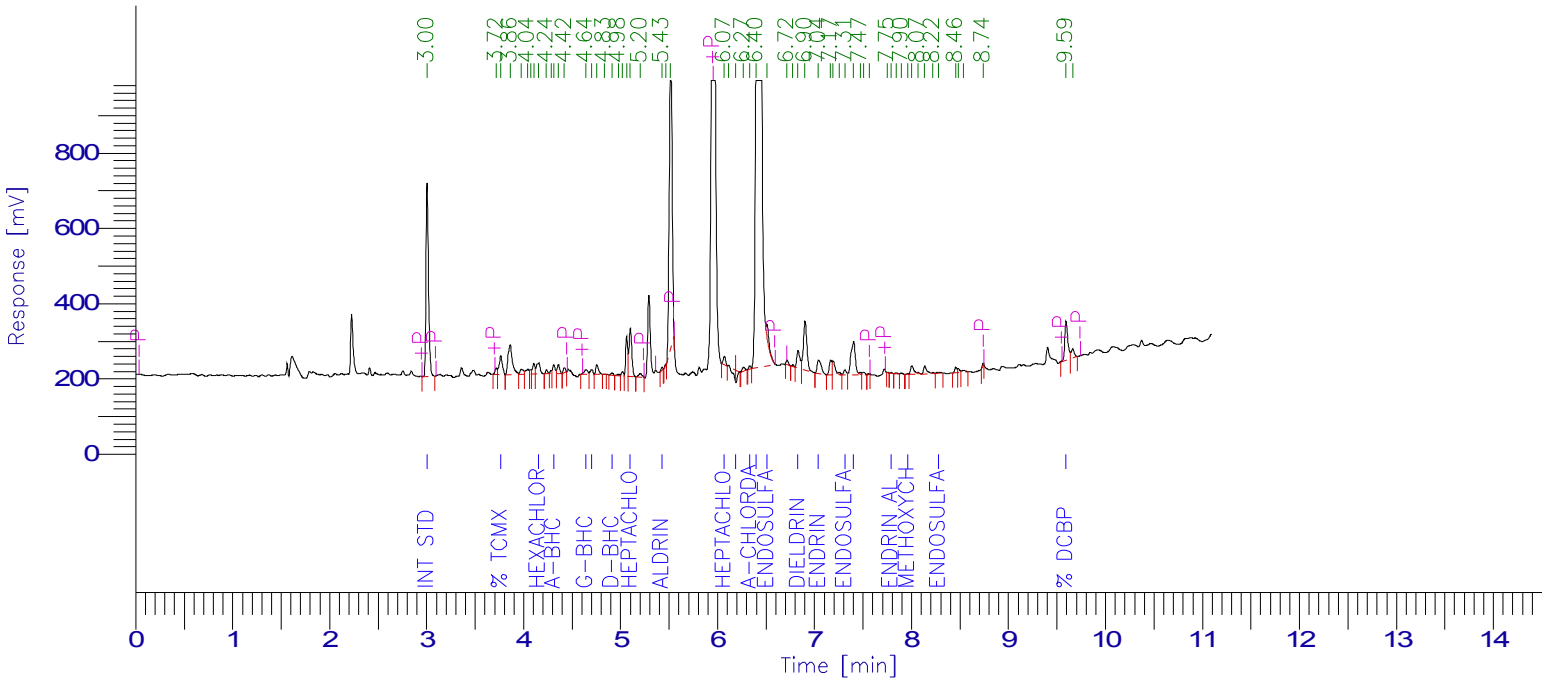

PESTICIDE REPORT

Peak #	Time [min]	Component Name	Raw Amount	Surrogate Recovery TCMX & DCBP	Multiplier	Adjusted Amount for Labowrks	Area [µV·s]
1	3.004	Int Std	100.0000	250.0000	1.0000	100.0000	929412.06
3	3.765	% TCMX	11.4161	28.5402	1.0000	11.4161	114841.96
9	4.156	Hexachlorobenzene	2.9495	7.3738	1.0000	2.9495	78253.16
12	4.311	a-BHC	1.5922	3.9806	1.0000	1.5922	42777.35
15	4.644	g-BHC	1.1535	2.8838	1.0000	1.1535	33271.68
16	4.703	b-BHC	2.5608	6.4020	1.0000	2.5608	26642.79
19	4.913	d-BHC	0.4304	1.0759	1.0000	0.4304	10924.00
23	5.101	Heptachlor	10.2945	25.7362	1.0000	10.2945	252586.51
25	5.428	Aldrin	0.4368	1.0920	1.0000	0.4368	10774.55
28	6.071	Heptachlor epoxide	1.5810	3.9524	1.0000	1.5810	36928.19
30	6.189	g-Chlordane	1.1546	2.8866	1.0000	1.1546	30266.24
32	6.333	a-Chlordane	0.4879	1.2198	1.0000	0.4879	11644.07
33	6.396	4,4'-DDE	212.2601	530.6501	1.0000	212.2601	4252515.50
34	6.510	Endosulfan I	3.2533	8.1331	1.0000	3.2533	70637.49
37	6.830	Dieldrin	5.2011	13.0027	1.0000	5.2011	110213.58
39	7.041	Endrin	5.9409	14.8521	1.0000	5.9409	108227.88
0	7.088	4,4'-DDD	0.0000	0.0000	1.0000	0.0000	0.00
43	7.312	Endosulfan II	1.3822	3.4556	1.0000	1.3822	26297.60
44	7.404	4,4'-DDT	17.3569	43.3921	1.0000	17.3569	273749.02
49	7.792	Endrin aldehyde	0.2200	0.5501	1.0000	0.2200	3389.04
52	7.959	Methoxychlor	0.1976	0.4941	1.0000	0.1976	1523.33
0	8.181	Mirex	0.0000	0.0000	1.0000	0.0000	0.00
57	8.281	Endosulfan sulfate	0.4624	1.1560	1.0000	0.4624	7585.98
0	8.603	Endrin Ketone	0.0000	0.0000	1.0000	0.0000	0.00
62	9.594	% DCBP	17.2804	43.2009	1.0000	17.2804	225955.42
			994.0305	25.0000		397.6122	6658417.42

Client Id: B3-2 S-1

Software Version: 4.1<1L22>
Date: 4/26/17 11:25 AM
Sample Name : 06961 20xc cu
Data File   : E:\TC2017\ECD4\04-APR\425B040.RAW   Date: 4/25/17 10:12 PM
Sequence File: E:\TC2017\ECD4\04-APR\PEST_SEQ.SEQ   Cycle: 909   Channel : B
Instrument   : AUTO4-DUAL_ECD   Rack/Vial: 0/25   Operator: CE
Sample Amount   : 1.0000   Dilution Factor : 1.00

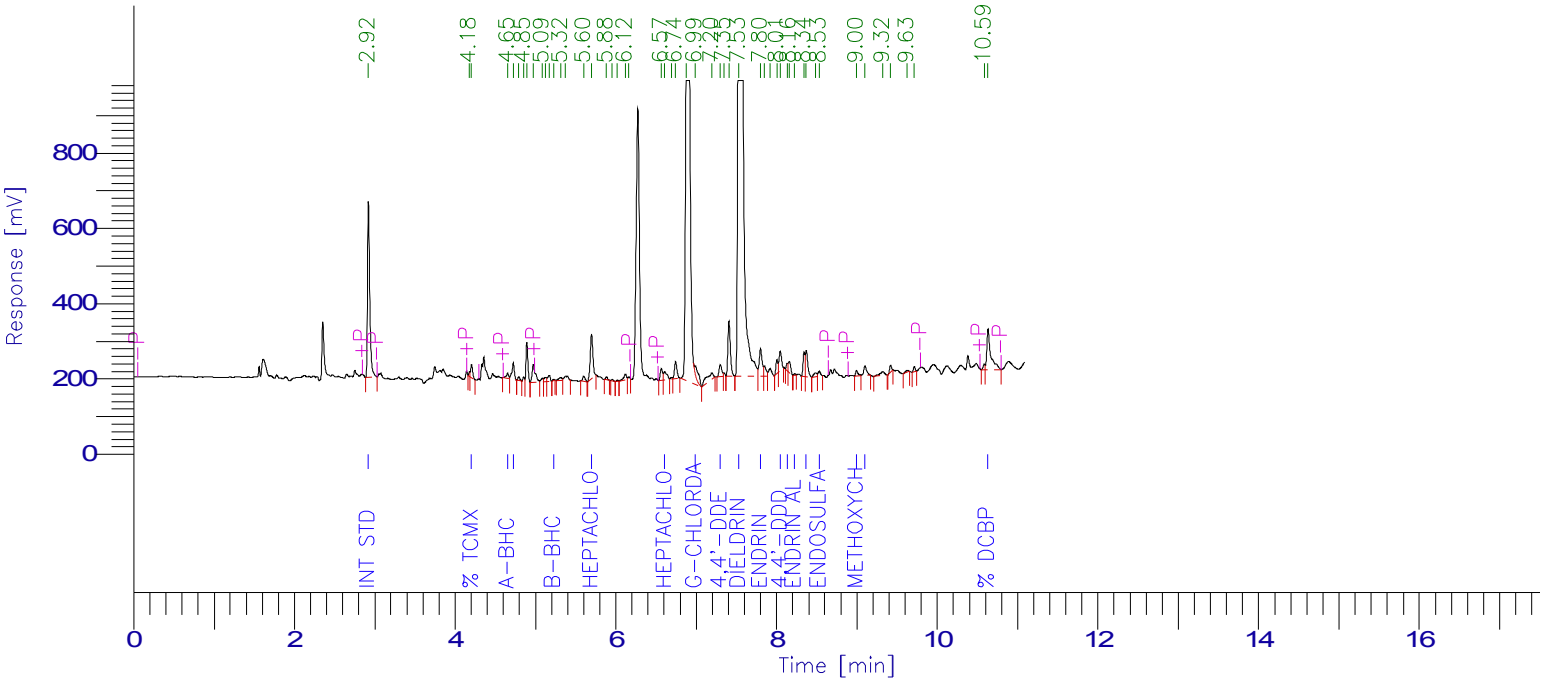

PESTICIDE REPORT

Peak #	Time [min]	Component Name	Raw Amount	Surrogate Recovery TCMX & DCBP	Multiplier	Adjusted Amount for Labowrks	Area [µV·s]
1	2.920	Int Std	100.0000	250.0000	1.0000	100.0000	914254.94
3	4.204	% TCMX	6.9024	17.2559	1.0000	6.9024	57373.87
4	4.652	a-BHC	1.4716	3.6791	1.0000	1.4716	31635.24
5	4.723	Hexachlorobenzene	2.9180	7.2950	1.0000	2.9180	92968.03
0	5.026	g-BHC	0.0000	0.0000	1.0000	0.0000	0.00
13	5.225	b-BHC	0.4318	1.0795	1.0000	0.4318	4212.33
0	5.500	d-BHC	0.0000	0.0000	1.0000	0.0000	0.00
17	5.699	Heptachlor	12.5931	31.4828	1.0000	12.5931	266610.09
0	6.085	Aldrin	0.0000	0.0000	1.0000	0.0000	0.00
24	6.609	Heptachlor epoxide	2.6737	6.6843	1.0000	2.6737	65106.13
28	6.988	g-Chlordane	4.7950	11.9875	1.0000	4.7950	104727.67
0	7.063	a-Chlordane	0.0000	0.0000	1.0000	0.0000	0.00
0	7.118	Endosulfan I	0.0000	0.0000	1.0000	0.0000	0.00
30	7.301	4,4'-DDE	3.9137	9.7842	1.0000	3.9137	75185.93
33	7.528	Dieldrin	230.7602	576.9005	1.0000	230.7602	4702752.19
34	7.800	Endrin	12.3472	30.8681	1.0000	12.3472	192538.16
38	8.047	4,4'-DDD	10.1637	25.4093	1.0000	10.1637	111456.30
39	8.134	Endosulfan II	1.4424	3.6061	1.0000	1.4424	24005.50
41	8.223	Endrin aldehyde	0.3246	0.8115	1.0000	0.3246	4379.80
43	8.371	4,4'-DDT	10.0304	25.0761	1.0000	10.0304	143580.59
45	8.531	Endosulfan sulfate	1.7223	4.3058	1.0000	1.7223	28133.51
46	8.995	Methoxychlor	4.4631	11.1577	1.0000	4.4631	29698.61
47	9.100	Endrin Ketone	3.9847	9.9617	1.0000	3.9847	66530.02
0	9.628	Mirex	0.0000	0.0000	1.0000	0.0000	0.00
53	10.631	% DCBP	26.1062	65.2656	1.0000	26.1062	365390.53
			1092.6108	25.0000		437.0443	7280539.44

1D

PESTICIDE ORGANICS ANALYSIS DATA SHEET

CLIENT SAMPLE NO.

B3-2 S-2

Lab Name: Phoenix Environmental Client: NETC

Lab Code: Phoenix Instr: ECD35 Column.: CLP 0.32 SDG No.: GBY06958

Matrix: (soil/water) SOIL Lab Sample ID: BY06962

Sample wt/vol: 15.31 (g/mL) g Lab File ID: 427A011

% Moisture: 24 decanted: (Y/N) N Date Received: 04/19/17

Extraction: (SepF/Cont/ASE) 3545 Date Extracted: 04/24/17

Concentrated Extract Volume: 5000 (uL) Date Analyzed: 04/27/17

Injection Volume: 1 (ul) Dilution Factor: 2

CONCENTRATION UNITS:
(mg/L or mg/Kg) ug/Kg

CAS NO.	COMPOUND	CF	CONC	P/C	Q	MDL	PQL
319-84-6	alpha-BHC	NA	8.6	C	U	8.6	8.6
319-85-7	beta-BHC	NA	8.6	C	U	8.6	8.6
319-86-8	delta-BHC	NA	8.6	C	U	8.6	8.6
58-89-9	gamma-BHC (Lindane)	NA	1.7	C	U	1.7	1.7
76-44-8	Heptachlor	NA	8.6	C	U	8.6	8.6
309-00-2	Aldrin	NA	4.3	C	U	4.3	4.3
1024-57-3	Heptachlor Epoxide	NA	8.6	C	U	8.6	8.6
959-98-8	Endosulfan I	NA	8.6	C	U	8.6	8.6
60-57-1	Dieldrin	NA	4.3	C	U	4.3	4.3
72-55-9	4,4' -DDE	NA	2.6	C	U	2.6	2.6
72-20-8	Endrin	NA	8.6	C	U	8.6	8.6
33213-65-9	Endosulfan II	NA	8.6	C	U	8.6	8.6
72-54-8	4,4' -DDD	NA	2.6	C	U	2.6	2.6
1031-07-8	Endosulfan Sulfate	NA	8.6	C	U	8.6	8.6
50-29-3	4,4' -DDT	NA	2.6	C	U	2.6	2.6
72-43-5	Methoxychlor	NA	43	C	U	43	43
53494-70-5	Endrin ketone	NA	8.6	C	U	8.6	8.6
7421-93-4	Endrin Aldehyde	NA	8.6	C	U	8.6	8.6
8001-35-2	Toxaphene	NA	170	C	U	170	170
5103-71-9	alpha-Chlordane	NA	4.3	C	U	4.3	4.3
5103-74-2	gamma-Chlordane	NA	4.3	C	U	4.3	4.3
57-74-9	Chlordane	NA	43	C	U	43	43
2051-24-3	Decachlorobiphenyl	0.826	74	C		%	%
877-09-8	Tetrachloro-m-xylene	1.531	68	C		%	%

57-74-9 Sample PQL Calc: (50raw * 2df * 5fv) / (15.31wt-vol * 0.76%sol) = 43

Both channels need to have the compound detected for a concentration to be reported on either channel.
U1=Due to matrix interference and/or the presence of a large amount of non-target material, the reporting level for this compound has been elevated.
U2=The presence of this compound was not confirmed by the analyst based on the characteristic pattern matching of multi-component parameters, retention time, and/or peak shape.

P/C: P=Primary Result C=Confirmation Result X=Not Used CF=Calculated Calibration/Response Factor MC=Multi-Component

1D

PESTICIDE ORGANICS ANALYSIS DATA SHEET

CLIENT SAMPLE NO.

B3-2 S-2

Lab Name: Phoenix Environmental Client: NETC

Lab Code: Phoenix Instr: ECD35 Column.: rtx-440 0.32 SDG No.: GBY06958

Matrix: (soil/water) SOIL Lab Sample ID: BY06962

Sample wt/vol: 15.31 (g/mL) g Lab File ID: 427B011

% Moisture: 24 decanted: (Y/N) N Date Received: 04/19/17

Extraction: (SepF/Cont/ASE) 3545 Date Extracted: 04/24/17

Concentrated Extract Volume: 5000 (uL) Date Analyzed: 04/27/17

Injection Volume: 1 (ul) Dilution Factor: 2

CONCENTRATION UNITS:
(mg/L or mg/Kg) ug/Kg

CAS NO.	COMPOUND	CF	CONC	P/C	Q	MDL	PQL
319-84-6	alpha-BHC	NA	8.6	P	U	8.6	8.6
319-85-7	beta-BHC	NA	8.6	P	U	8.6	8.6
319-86-8	delta-BHC	NA	8.6	P	U	8.6	8.6
58-89-9	gamma-BHC (Lindane)	NA	1.7	P	U	1.7	1.7
76-44-8	Heptachlor	NA	8.6	P	U	8.6	8.6
309-00-2	Aldrin	NA	4.3	P	U	4.3	4.3
1024-57-3	Heptachlor Epoxide	NA	8.6	P	U	8.6	8.6
959-98-8	Endosulfan I	NA	8.6	P	U	8.6	8.6
60-57-1	Dieldrin	NA	4.3	P	U	4.3	4.3
72-55-9	4,4' -DDE	NA	2.6	P	U	2.6	2.6
72-20-8	Endrin	NA	8.6	P	U	8.6	8.6
33213-65-9	Endosulfan II	NA	8.6	P	U	8.6	8.6
72-54-8	4,4' -DDD	NA	2.6	P	U	2.6	2.6
1031-07-8	Endosulfan Sulfate	NA	8.6	P	U	8.6	8.6
50-29-3	4,4' -DDT	NA	2.6	P	U	2.6	2.6
72-43-5	Methoxychlor	NA	43	P	U	43	43
53494-70-5	Endrin ketone	NA	8.6	P	U	8.6	8.6
7421-93-4	Endrin Aldehyde	NA	8.6	P	U	8.6	8.6
8001-35-2	Toxaphene	NA	170	P	U	170	170
5103-71-9	alpha-Chlordane	NA	4.3	P	U	4.3	4.3
5103-74-2	gamma-Chlordane	NA	4.3	P	U	4.3	4.3
57-74-9	Chlordane	NA	43	P	U	43	43
2051-24-3	Decachlorobiphenyl	0.989	90	P		%	%
877-09-8	Tetrachloro-m-xylene	1.037	75	P		%	%

57-74-9 Sample PQL Calc: (50raw * 2df * 5fv) / (15.31wt-vol * 0.76%sol) = 43

Both channels need to have the compound detected for a concentration to be reported on either channel.
U1=Due to matrix interference and/or the presence of a large amount of non-target material, the reporting level for this compound has been elevated.
U2=The presence of this compound was not confirmed by the analyst based on the characteristic pattern matching of multi-component parameters, retention time, and/or peak shape.

P/C: P=Primary Result C=Confirmation Result X=Not Used CF=Calculated Calibration/Response Factor MC=Multi-Component

FORM I PEST

Client Id: B3-2 S-2

Software Version: 4.1<1L22>
Date: 4/27/17 01:40 PM
Sample Name : 06962 2XC CU
Data File   : E:\TC2017\ECD35\04-APR\427A011.RAW   Date: 4/27/17 12:03 PM
Sequence File: E:\TC2017\ECD35\04-APR\PEST_SEQ.SEQ   Cycle: 851   Channel : A
Instrument   : AUTO_ECD35   Rack/Vial: 0/8   Operator: ce
Sample Amount   : 1.0000   Dilution Factor : 1.00

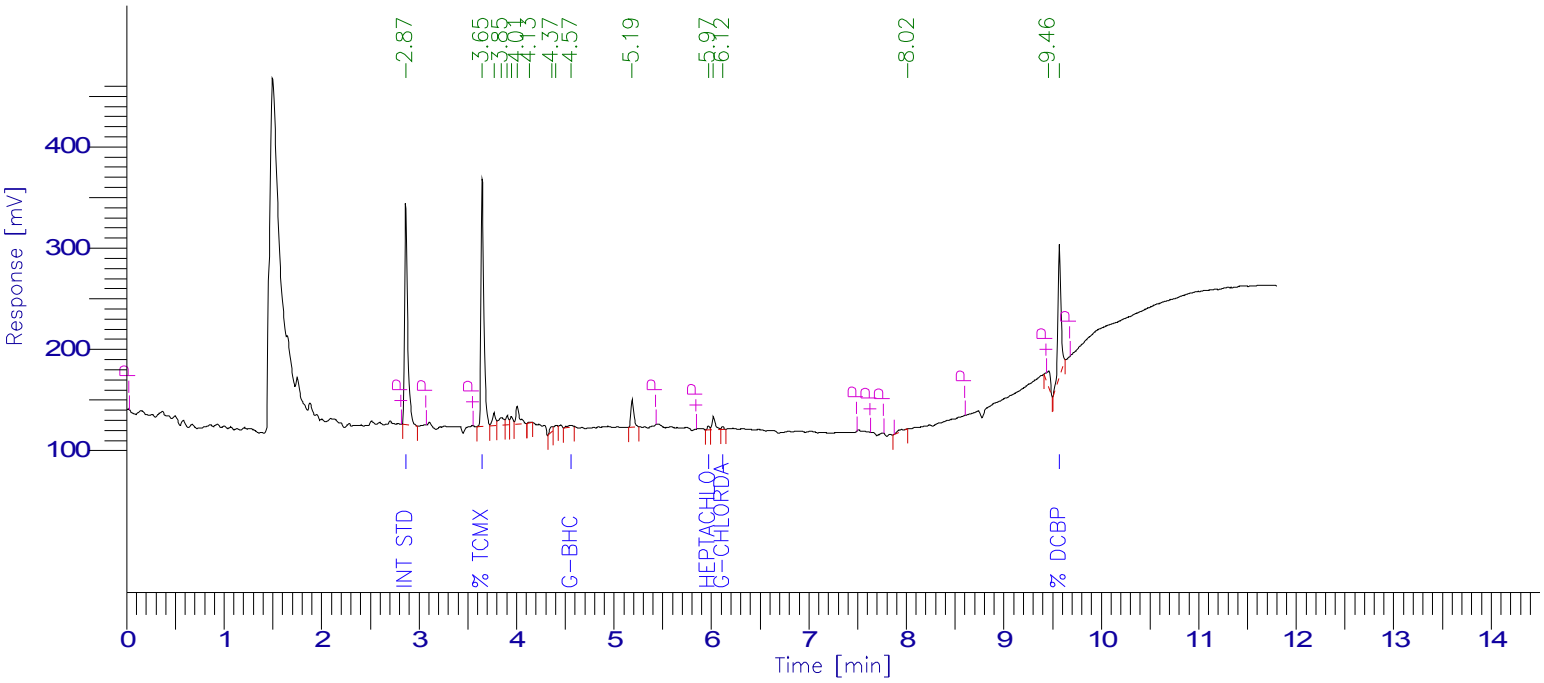

PESTICIDE REPORT

Peak #	Time [min]	Component Name	Raw Amount	Surrogate Recovery TCMX & DCBP	Multiplier	Adjusted Amount for Labowrks	Area [µV·s]
1	2.866	Int Std	100.0000	250.0000	1.0000	100.0000	481069.74
2	3.650	% TCMX	68.2160	170.5401	1.0000	68.2160	502444.86
0	4.059	Hexachlorobenzene	0.0000	0.0000	1.0000	0.0000	0.00
0	4.219	a-BHC	0.0000	0.0000	1.0000	0.0000	0.00
11	4.565	g-BHC	0.6627	1.6568	1.0000	0.6627	8333.71
0	4.629	b-BHC	0.0000	0.0000	1.0000	0.0000	0.00
0	4.798	d-BHC	0.0000	0.0000	1.0000	0.0000	0.00
0	5.020	Heptachlor	0.0000	0.0000	1.0000	0.0000	0.00
0	5.326	Aldrin	0.0000	0.0000	1.0000	0.0000	0.00
13	5.972	Heptachlor epoxide	0.7566	1.8915	1.0000	0.7566	7394.71
15	6.119	g-Chlordane	0.4932	1.2330	1.0000	0.4932	4885.82
0	6.238	a-Chlordane	0.0000	0.0000	1.0000	0.0000	0.00
0	6.316	4,4'-DDE	0.0000	0.0000	1.0000	0.0000	0.00
0	6.395	Endosulfan I	0.0000	0.0000	1.0000	0.0000	0.00
0	6.669	Dieldrin	0.0000	0.0000	1.0000	0.0000	0.00
0	6.949	Endrin	0.0000	0.0000	1.0000	0.0000	0.00
0	7.007	4,4'-DDD	0.0000	0.0000	1.0000	0.0000	0.00
0	7.217	Endosulfan II	0.0000	0.0000	1.0000	0.0000	0.00
0	7.341	4,4'-DDT	0.0000	0.0000	1.0000	0.0000	0.00
0	7.707	Endrin aldehyde	0.0000	0.0000	1.0000	0.0000	0.00
0	7.913	Methoxychlor	0.0000	0.0000	1.0000	0.0000	0.00
0	8.094	Mirex	0.0000	0.0000	1.0000	0.0000	0.00
0	8.200	Endosulfan sulfate	0.0000	0.0000	1.0000	0.0000	0.00
0	8.525	Endrin Ketone	0.0000	0.0000	1.0000	0.0000	0.00
18	9.570	% DCBP	73.8378	184.5945	1.0000	73.8378	293529.71
				609.9159	25.0000	243.9664	1297658.56

Client Id: B3-2 S-2

Software Version: 4.1<1L22>
Date: 4/27/17 01:41 PM
Sample Name : 06962 2XC CU
Data File : E:\TC2017\ECD35\04-APR\427B011.RAW Date: 4/27/17 12:03 PM
Sequence File: E:\TC2017\ECD35\04-APR\PEST_SEQ.SEQ Cycle: 851 Channel : B
Instrument : AUTO_ECD35 Rack/Vial: 0/8 Operator: ce
Sample Amount : 1.0000 Dilution Factor : 1.00

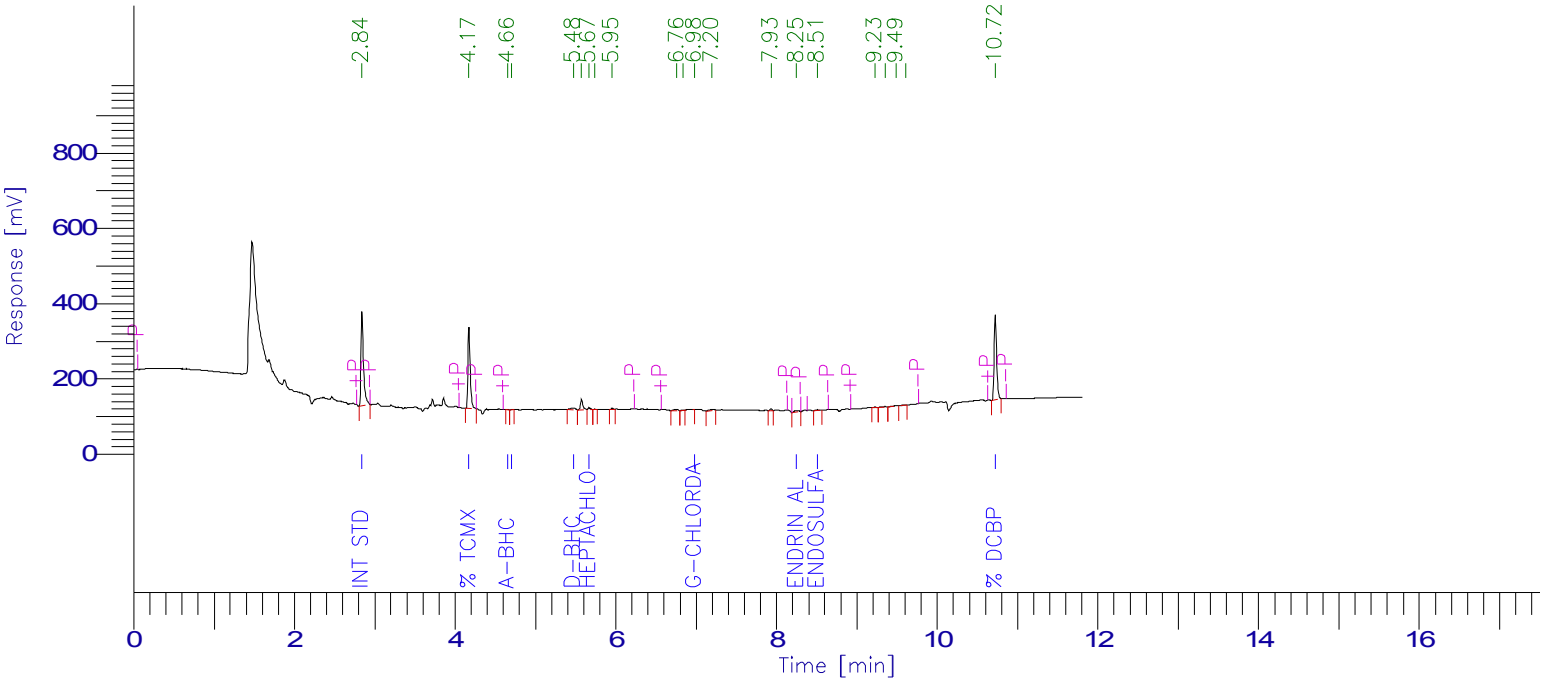

PESTICIDE REPORT

Peak #	Time [min]	Component Name	Raw Amount	Surrogate Recovery Multiplier TCMX & DCBP	Adjusted Amount for Labowrks	Area [µV·s]
1	2.841	Int Std	100.0000	250.0000	1.0000	100.0000	549444.84
2	4.173	% TCMX	75.4871	188.7179	1.0000	75.4871	429961.18
3	4.658	a-BHC	0.1463	0.3657	1.0000	0.1463	2197.31
4	4.708	Hexachlorobenzene	0.1338	0.3344	1.0000	0.1338	2178.87
0	5.014	g-BHC	0.0000	0.0000	1.0000	0.0000	0.00
0	5.224	b-BHC	0.0000	0.0000	1.0000	0.0000	0.00
5	5.476	d-BHC	1.3956	3.4889	1.0000	1.3956	19411.29
7	5.669	Heptachlor	0.9882	2.4705	1.0000	0.9882	12059.40
0	6.087	Aldrin	0.0000	0.0000	1.0000	0.0000	0.00
0	6.627	Heptachlor epoxide	0.0000	0.0000	1.0000	0.0000	0.00
12	6.981	g-Chlordane	0.6021	1.5053	1.0000	0.6021	6592.30
0	7.086	a-Chlordane	0.0000	0.0000	1.0000	0.0000	0.00
0	7.139	Endosulfan I	0.0000	0.0000	1.0000	0.0000	0.00
0	7.351	4,4'-DDE	0.0000	0.0000	1.0000	0.0000	0.00
0	7.510	Dieldrin	0.0000	0.0000	1.0000	0.0000	0.00
0	7.800	Endrin	0.0000	0.0000	1.0000	0.0000	0.00
0	8.020	4,4'-DDD	0.0000	0.0000	1.0000	0.0000	0.00
0	8.080	Endosulfan II	0.0000	0.0000	1.0000	0.0000	0.00
15	8.250	Endrin aldehyde	3.0307	7.5768	1.0000	3.0307	17984.62
0	8.423	4,4'-DDT	0.0000	0.0000	1.0000	0.0000	0.00
16	8.509	Endosulfan sulfate	0.6439	1.6097	1.0000	0.6439	3981.97
0	9.030	Methoxychlor	0.0000	0.0000	1.0000	0.0000	0.00
0	9.113	Endrin Ketone	0.0000	0.0000	1.0000	0.0000	0.00
0	9.670	Mirex	0.0000	0.0000	1.0000	0.0000	0.00
21	10.721	% DCBP	89.5100	223.7751	1.0000	89.5100	486421.18
				679.8443	25.0000	271.9377	1530232.94

1D

PESTICIDE ORGANICS ANALYSIS DATA SHEET

CLIENT SAMPLE NO.

B2-1 S-1

Lab Name: Phoenix Environmental Client: NETC

Lab Code: Phoenix Instr: ECD4 Column.: CLP 0.32 SDG No.: GBY06958

Matrix: (soil/water) SOIL Lab Sample ID: BY06966

Sample wt/vol: 15.22 (g/mL) g Lab File ID: 425A041

% Moisture: 17 decanted: (Y/N) N Date Received: 04/19/17

Extraction: (SepF/Cont/ASE) 3545 Date Extracted: 04/24/17

Concentrated Extract Volume: 5000 (uL) Date Analyzed: 04/25/17

Injection Volume: 1 (ul) Dilution Factor: 20

CONCENTRATION UNITS:
(mg/L or mg/Kg) ug/Kg

CAS NO.	COMPOUND	CF	CONC	P/C	Q	MDL	PQL
319-84-6	alpha-BHC	NA	40	C	U	40	40
319-85-7	beta-BHC	NA	40	C	U	40	40
319-86-8	delta-BHC	NA	40	C	U	40	40
58-89-9	gamma-BHC (Lindane)	NA	16	C	U	16	16
76-44-8	Heptachlor	NA	40	C	U	40	40
309-00-2	Aldrin	NA	20	C	U	20	20
1024-57-3	Heptachlor Epoxide	NA	79	C	U	79	79
959-98-8	Endosulfan I	NA	79	C	U	79	79
60-57-1	Dieldrin	NA	20	C	U	20	20
72-55-9	4,4' -DDE	2.156	54	C		24	24
72-20-8	Endrin	NA	40	C	U	40	40
33213-65-9	Endosulfan II	NA	79	C	U	79	79
72-54-8	4,4' -DDD	NA	20	C	U	20	20
1031-07-8	Endosulfan Sulfate	NA	79	C	U	79	79
50-29-3	4,4' -DDT	1.697	94	C		24	24
72-43-5	Methoxychlor	NA	400	C	U	400	400
53494-70-5	Endrin ketone	NA	79	C	U	79	79
7421-93-4	Endrin Aldehyde	NA	79	C	U	79	79
8001-35-2	Toxaphene	NA	1600	C	U	1600	1600
5103-71-9	alpha-Chlordane	NA	40	C	U	40	40
5103-74-2	gamma-Chlordane	NA	40	C	U	40	40
57-74-9	Chlordane	NA	400	C	U	400	400
2051-24-3	Decachlorobiphenyl	NA	Diluted Out	C		%	%
877-09-8	Tetrachloro-m-xylene	NA	Diluted Out	C		%	%

72-55-9 Sample Result Calc: ((6.8479raw * 20df * 5fv) / (15.22wt-vol * 0.83%sol) = 54

Both channels need to have the compound detected for a concentration to be reported on either channel.
U1=Due to matrix interference and/or the presence of a large amount of non-target material, the reporting level for this compound has been elevated.
U2=The presence of this compound was not confirmed by the analyst based on the characteristic pattern matching of multi-component parameters, retention time, and/or peak shape.

P/C: P=Primary Result C=Confirmation Result X=Not Used CF=Calculated Calibration/Response Factor MC=Multi-Component

1D

PESTICIDE ORGANICS ANALYSIS DATA SHEET

CLIENT SAMPLE NO.

B2-1 S-1

Lab Name: Phoenix Environmental Client: NETC

Lab Code: Phoenix Instr: ECD4 Column.: Rtx-440 0.32 SDG No.: GBY06958

Matrix: (soil/water) SOIL Lab Sample ID: BY06966

Sample wt/vol: 15.22 (g/mL) g Lab File ID: 425B041

% Moisture: 17 decanted: (Y/N) N Date Received: 04/19/17

Extraction: (SepF/Cont/ASE) 3545 Date Extracted: 04/24/17

Concentrated Extract Volume: 5000 (uL) Date Analyzed: 04/25/17

Injection Volume: 1 (ul) Dilution Factor: 20

CONCENTRATION UNITS:
(mg/L or mg/Kg) ug/Kg

CAS NO.	COMPOUND	CF	CONC	P/C	Q	MDL	PQL
319-84-6	alpha-BHC	NA	40	P	U	40	40
319-85-7	beta-BHC	NA	40	P	U	40	40
319-86-8	delta-BHC	NA	40	P	U	40	40
58-89-9	gamma-BHC (Lindane)	NA	16	P	U	16	16
76-44-8	Heptachlor	NA	40	P	U	40	40
309-00-2	Aldrin	NA	20	P	U	20	20
1024-57-3	Heptachlor Epoxide	NA	79	P	U	79	79
959-98-8	Endosulfan I	NA	79	P	U	79	79
60-57-1	Dieldrin	NA	20	P	U	20	20
72-55-9	4,4' -DDE	2.101	47	P		24	24
72-20-8	Endrin	NA	40	P	U	40	40
33213-65-9	Endosulfan II	NA	79	P	U	79	79
72-54-8	4,4' -DDD	NA	20	P	U	20	20
1031-07-8	Endosulfan Sulfate	NA	79	P	U	79	79
50-29-3	4,4' -DDT	1.566	69	P		24	24
72-43-5	Methoxychlor	NA	400	P	U	400	400
53494-70-5	Endrin ketone	NA	79	P	U	79	79
7421-93-4	Endrin Aldehyde	NA	79	P	U	79	79
8001-35-2	Toxaphene	NA	1600	P	U	1600	1600
5103-71-9	alpha-Chlordane	NA	40	P	U	40	40
5103-74-2	gamma-Chlordane	NA	40	P	U	40	40
57-74-9	Chlordane	NA	400	P	U	400	400
2051-24-3	Decachlorobiphenyl	NA	Diluted Out	P		%	%
877-09-8	Tetrachloro-m-xylene	NA	Diluted Out	P		%	%

72-55-9 Sample Result Calc: ((5.945raw * 20df * 5fv) / (15.22wt-vol * 0.83%sol) = 47

Both channels need to have the compound detected for a concentration to be reported on either channel.
U1=Due to matrix interference and/or the presence of a large amount of non-target material, the reporting level for this compound has been elevated.
U2=The presence of this compound was not confirmed by the analyst based on the characteristic pattern matching of multi-component parameters, retention time, and/or peak shape.

P/C: P=Primary Result C=Confirmation Result X=Not Used CF=Calculated Calibration/Response Factor MC=Multi-Component

FORM I PEST

10A

PESTICIDES CONFIRMATION SUMMARY FOR SINGLE COMPONENT ANALYTES

CLIENT SAMPLE NO: B2-1 S-1

Lab Name: Phoenix Environmental Labs Client: NETC

Lab Code: Phoenix Lab File ID: 425A041 | 425B041 SDG No.: GBY06958

Lab SampleID: BY06966 Instrument ID: ECD4 Date Analyzed: 4/25/17 22:28

GC Column(A): CLP ID: 0.32 (mm) GC Column(B): Rtx-440 ID: 0.32 (mm)

ANALYTE	COL	RT	RT WINDOW FROM	RT WINDOW TO	CALCULATED CONC	CF	%RPD	*
4,4' -DDE	A	6.39	6.32	6.46	54	2.156	NC	
	B	7.31	7.25	7.39	47	2.101		
4,4' -DDT	A	7.41	7.35	7.49	94	1.697	30.7	
	B	8.38	8.31	8.45	69	1.566		

%RPD must be less than or equal to 40% (*) Criteria exceeded.

NC - (No Criteria) %RPD is not calculated when either result is less than 2 times the reporting level.

CF = Calculated Calibration/Response Factor

FORM X Pesticides

Client Id: B2-1 S-1

Software Version: 4.1<1L22>
Date: 4/26/17 11:25 AM
Sample Name : 06966 20xc cu
Data File   : E:\TC2017\ECD4\04-APR\425A041.RAW   Date: 4/25/17 10:28 PM
Sequence File: E:\TC2017\ECD4\04-APR\PEST_SEQ.SEQ   Cycle: 910   Channel : A
Instrument   : AUTO4-DUAL_ECD   Rack/Vial: 0/26   Operator: CE
Sample Amount   : 1.0000   Dilution Factor : 1.00

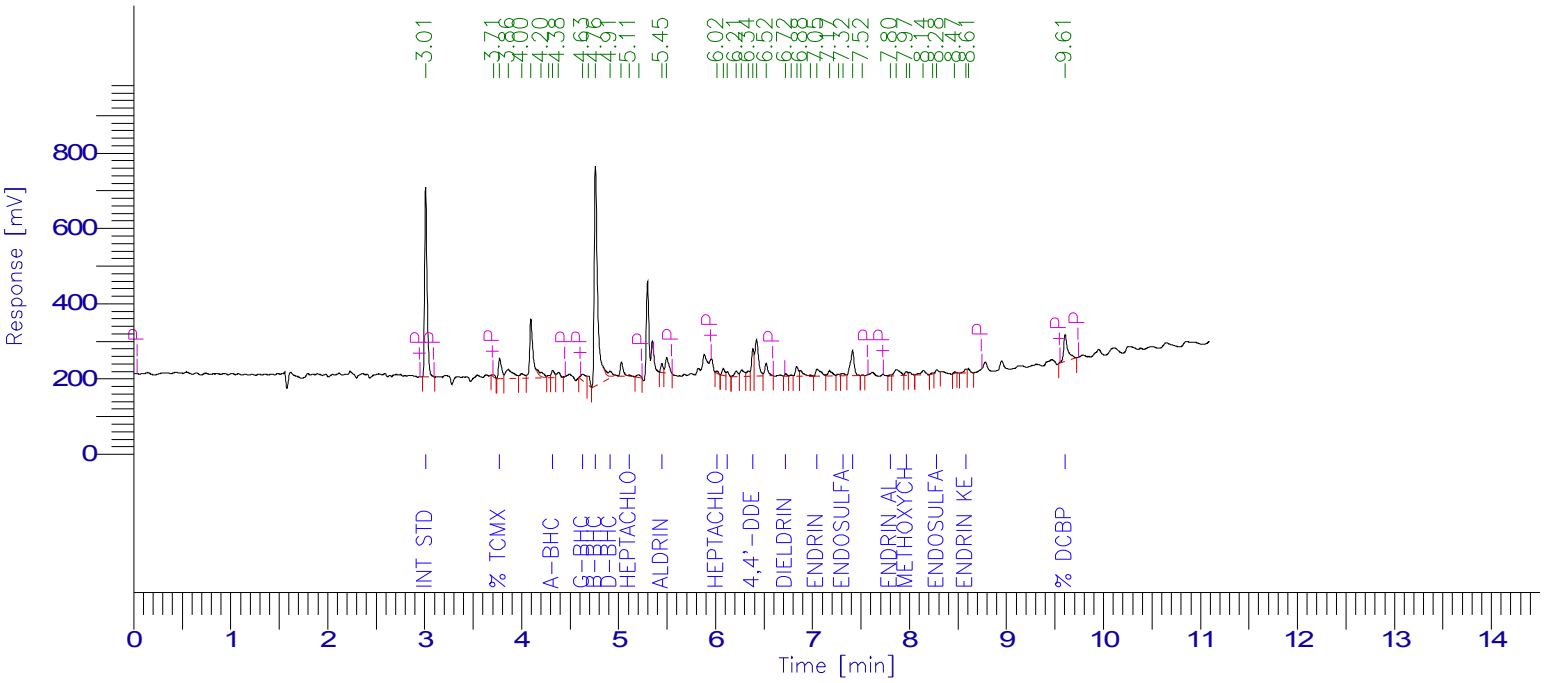

PESTICIDE REPORT

Peak #	Time [min]	Component Name	Raw Amount	Surrogate Recovery Multiplier TCMX & DCBP	Adjusted Amount for Labowrks	Area [µV·s]
1	3.010	Int Std	100.0000	250.0000	1.0000	100.0000	900005.39
3	3.773	% TCMX	12.5560	31.3900	1.0000	12.5560	122312.78
0	4.166	Hexachlorobenzene	0.0000	0.0000	1.0000	0.0000	0.00
9	4.320	a-BHC	1.6873	4.2182	1.0000	1.6873	43896.46
11	4.628	g-BHC	2.2787	5.6966	1.0000	2.2787	63644.39
13	4.761	b-BHC	141.7305	354.3263	1.0000	141.7305	1427920.32
14	4.914	d-BHC	2.1458	5.3646	1.0000	2.1458	52743.88
16	5.112	Heptachlor	0.1732	0.4331	1.0000	0.1732	4115.86
18	5.445	Aldrin	1.6883	4.2207	1.0000	1.6883	40327.43
20	6.016	Heptachlor epoxide	0.3840	0.9599	1.0000	0.3840	8684.73
22	6.121	g-Chlordane	0.7358	1.8396	1.0000	0.7358	18677.96
0	6.325	a-Chlordane	0.0000	0.0000	1.0000	0.0000	0.00
26	6.385	4,4'-DDE	6.8479	17.1197	1.0000	6.8479	132853.11
0	6.490	Endosulfan I	0.0000	0.0000	1.0000	0.0000	0.00
29	6.724	Dieldrin	0.4584	1.1461	1.0000	0.4584	9407.12
34	7.047	Endrin	4.0052	10.0129	1.0000	4.0052	70655.96
0	7.088	4,4'-DDD	0.0000	0.0000	1.0000	0.0000	0.00
37	7.315	Endosulfan II	1.0431	2.6077	1.0000	1.0431	19217.08
38	7.413	4,4'-DDT	11.8420	29.6050	1.0000	11.8420	180860.03
40	7.801	Endrin aldehyde	0.3961	0.9902	1.0000	0.3961	5907.38
42	7.966	Methoxychlor	2.6256	6.5640	1.0000	2.6256	19596.11
0	8.181	Mirex	0.0000	0.0000	1.0000	0.0000	0.00
46	8.282	Endosulfan sulfate	1.0119	2.5297	1.0000	1.0119	16074.89
48	8.580	Endrin Ketone	1.2811	3.2028	1.0000	1.2811	22722.62
50	9.605	% DCBP	16.8481	42.1203	1.0000	16.8481	213333.01
			774.3475	25.0000	309.7390	3372956.53

Client Id: B2-1 S-1

Software Version: 4.1<1L22>
Date: 4/26/17 11:25 AM
Sample Name : 06966 20xc cu
Data File : E:\TC2017\ECD4\04-APR\425B041.RAW Date: 4/25/17 10:28 PM
Sequence File: E:\TC2017\ECD4\04-APR\PEST_SEQ.SEQ Cycle: 910 Channel : B
Instrument : AUTO4-DUAL_ECD Rack/Vial: 0/26 Operator: CE
Sample Amount : 1.0000 Dilution Factor : 1.00

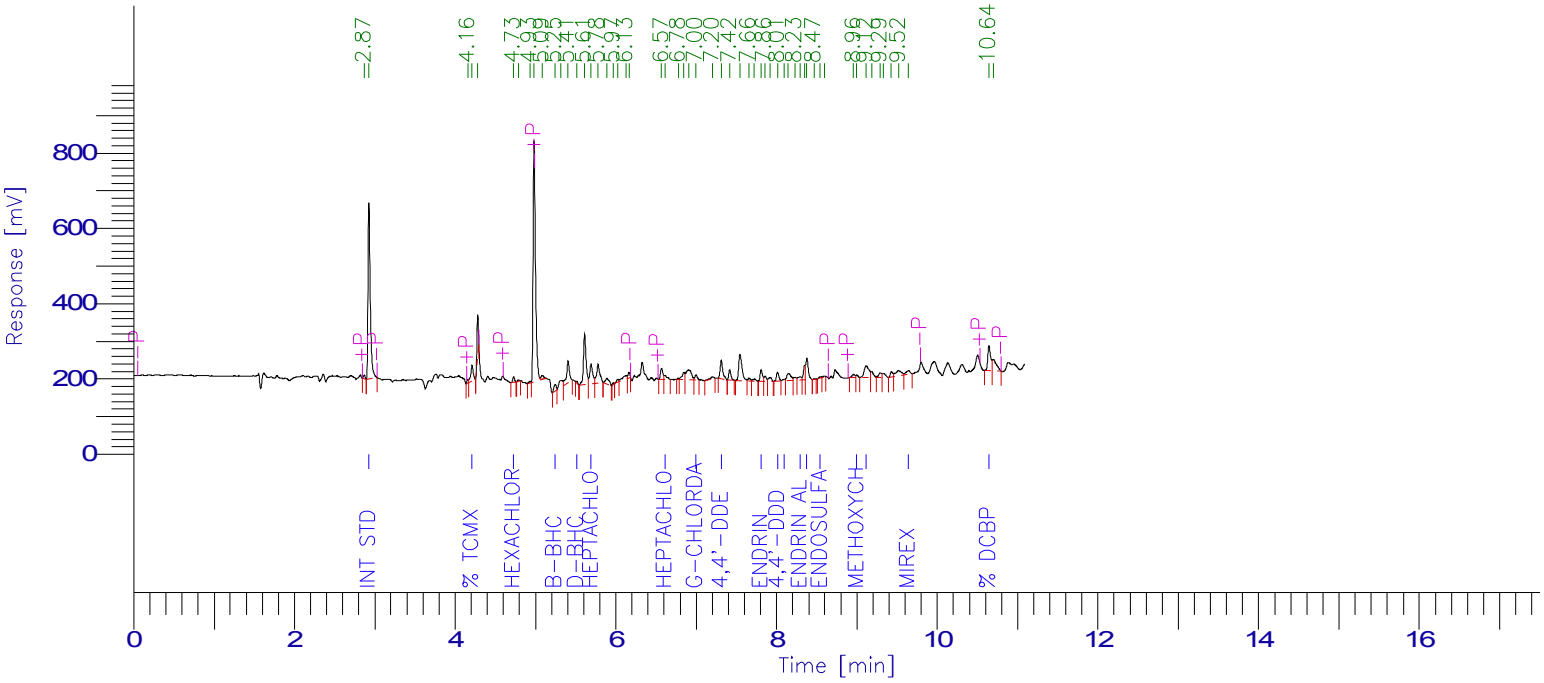

PESTICIDE REPORT

Peak #	Time [min]	Component Name	Raw Amount	Surrogate Recovery Multiplier TCMX & DCBP		Adjusted Amount for Labowrks	Area [µV·s]
2	2.926	Int Std	100.0000	250.0000	1.0000	100.0000	916894.20
4	4.211	% TCMX	10.5656	26.4139	1.0000	10.5656	88076.50
0	4.680	a-BHC	0.0000	0.0000	1.0000	0.0000	0.00
6	4.728	Hexachlorobenzene	0.7460	1.8650	1.0000	0.7460	23836.49
0	5.026	g-BHC	0.0000	0.0000	1.0000	0.0000	0.00
11	5.245	b-BHC	3.8218	9.5546	1.0000	3.8218	37389.22
14	5.514	d-BHC	0.2792	0.6981	1.0000	0.2792	6121.25
16	5.693	Heptachlor	6.3872	15.9681	1.0000	6.3872	135615.08
0	6.085	Aldrin	0.0000	0.0000	1.0000	0.0000	0.00
24	6.612	Heptachlor epoxide	1.1383	2.8457	1.0000	1.1383	27797.42
28	6.998	g-Chlordane	1.1934	2.9836	1.0000	1.1934	26140.88
0	7.063	a-Chlordane	0.0000	0.0000	1.0000	0.0000	0.00
0	7.118	Endosulfan I	0.0000	0.0000	1.0000	0.0000	0.00
30	7.313	4,4'-DDE	5.9450	14.8624	1.0000	5.9450	114538.27
0	7.483	Dieldrin	0.0000	0.0000	1.0000	0.0000	0.00
35	7.807	Endrin	4.0885	10.2212	1.0000	4.0885	63938.23
38	8.012	4,4'-DDD	4.4551	11.1377	1.0000	4.4551	48995.66
39	8.098	Endosulfan II	0.5493	1.3732	1.0000	0.5493	9167.84
42	8.293	Endrin aldehyde	2.1257	5.3143	1.0000	2.1257	28764.04
44	8.378	4,4'-DDT	8.7636	21.9091	1.0000	8.7636	125809.11
46	8.545	Endosulfan sulfate	0.4297	1.0742	1.0000	0.4297	7038.66
49	9.000	Methoxychlor	1.6946	4.2365	1.0000	1.6946	11308.93
50	9.115	Endrin Ketone	8.1351	20.3377	1.0000	8.1351	136219.88
56	9.642	Mirex	2.9300	7.3250	1.0000	2.9300	37342.64
57	10.642	% DCBP	11.5104	28.7760	1.0000	11.5104	161568.21
				436.8963	25.0000	174.7585	2006562.51

1D

PESTICIDE ORGANICS ANALYSIS DATA SHEET

CLIENT SAMPLE NO.

SW-1 S-3

Lab Name: Phoenix Environmental Client: NETC

Lab Code: Phoenix Instr: ECD35 Column.: CLP 0.32 SDG No.: GBY06958

Matrix: (soil/water) SOIL Lab Sample ID: BY06969

Sample wt/vol: 15.06 (g/mL) g Lab File ID: 426A038

% Moisture: 19 decanted: (Y/N) N Date Received: 04/19/17

Extraction: (SepF/Cont/ASE) 3545 Date Extracted: 04/24/17

Concentrated Extract Volume: 5000 (uL) Date Analyzed: 04/26/17

Injection Volume: 1 (ul) Dilution Factor: 2

CONCENTRATION UNITS:
(mg/L or mg/Kg) ug/Kg

CAS NO.	COMPOUND	CF	CONC	P/C	Q	MDL	PQL
319-84-6	alpha-BHC	NA	8.2	C	U	8.2	8.2
319-85-7	beta-BHC	NA	8.2	C	U	8.2	8.2
319-86-8	delta-BHC	NA	8.2	C	U	8.2	8.2
58-89-9	gamma-BHC (Lindane)	NA	1.6	C	U	1.6	1.6
76-44-8	Heptachlor	NA	8.2	C	U	8.2	8.2
309-00-2	Aldrin	NA	4.1	C	U	4.1	4.1
1024-57-3	Heptachlor Epoxide	NA	8.2	C	U	8.2	8.2
959-98-8	Endosulfan I	NA	8.2	C	U	8.2	8.2
60-57-1	Dieldrin	NA	4.1	C	U	4.1	4.1
72-55-9	4,4' -DDE	NA	2.5	C	U	2.5	2.5
72-20-8	Endrin	NA	8.2	C	U	8.2	8.2
33213-65-9	Endosulfan II	NA	8.2	C	U	8.2	8.2
72-54-8	4,4' -DDD	NA	2.5	C	U	2.5	2.5
1031-07-8	Endosulfan Sulfate	NA	8.2	C	U	8.2	8.2
50-29-3	4,4' -DDT	NA	2.5	C	U	2.5	2.5
72-43-5	Methoxychlor	NA	41	C	U	41	41
53494-70-5	Endrin ketone	NA	8.2	C	U	8.2	8.2
7421-93-4	Endrin Aldehyde	NA	8.2	C	U	8.2	8.2
8001-35-2	Toxaphene	NA	160	C	U	160	160
5103-71-9	alpha-Chlordane	NA	4.1	C	U	4.1	4.1
5103-74-2	gamma-Chlordane	NA	4.1	C	U	4.1	4.1
57-74-9	Chlordane	NA	41	C	U	41	41
2051-24-3	Decachlorobiphenyl	0.826	45	P		%	%
877-09-8	Tetrachloro-m-xylene	1.531	58	C		%	%

57-74-9 Sample PQL Calc: (50raw * 2df * 5fv) / (15.06wt-vol * 0.81%sol) = 41

Both channels need to have the compound detected for a concentration to be reported on either channel.
U1=Due to matrix interference and/or the presence of a large amount of non-target material, the reporting level for this compound has been elevated.
U2=The presence of this compound was not confirmed by the analyst based on the characteristic pattern matching of multi-component parameters, retention time, and/or peak shape.

P/C: P=Primary Result C=Confirmation Result X=Not Used CF=Calculated Calibration/Response Factor MC=Multi-Component

FORM I PEST

1D

PESTICIDE ORGANICS ANALYSIS DATA SHEET

CLIENT SAMPLE NO.

SW-1 S-3

Lab Name: Phoenix Environmental Client: NETC

Lab Code: Phoenix Instr: ECD35 Column.: rtx-440 0.32 SDG No.: GBY06958

Matrix: (soil/water) SOIL Lab Sample ID: BY06969

Sample wt/vol: 15.06 (g/mL) g Lab File ID: 426B038

% Moisture: 19 decanted: (Y/N) N Date Received: 04/19/17

Extraction: (SepF/Cont/ASE) 3545 Date Extracted: 04/24/17

Concentrated Extract Volume: 5000 (uL) Date Analyzed: 04/26/17

Injection Volume: 1 (ul) Dilution Factor: 2

CONCENTRATION UNITS:
(mg/L or mg/Kg) ug/Kg

CAS NO.	COMPOUND	CF	CONC	P/C	Q	MDL	PQL
319-84-6	alpha-BHC	NA	8.2	P	U	8.2	8.2
319-85-7	beta-BHC	NA	8.2	P	U	8.2	8.2
319-86-8	delta-BHC	NA	8.2	P	U	8.2	8.2
58-89-9	gamma-BHC (Lindane)	NA	1.6	P	U	1.6	1.6
76-44-8	Heptachlor	NA	8.2	P	U	8.2	8.2
309-00-2	Aldrin	NA	4.1	P	U	4.1	4.1
1024-57-3	Heptachlor Epoxide	NA	8.2	P	U	8.2	8.2
959-98-8	Endosulfan I	NA	8.2	P	U	8.2	8.2
60-57-1	Dieldrin	NA	4.1	P	U	4.1	4.1
72-55-9	4,4' -DDE	NA	2.5	P	U	2.5	2.5
72-20-8	Endrin	NA	8.2	P	U	8.2	8.2
33213-65-9	Endosulfan II	NA	8.2	P	U	8.2	8.2
72-54-8	4,4' -DDD	NA	2.5	P	U	2.5	2.5
1031-07-8	Endosulfan Sulfate	NA	8.2	P	U	8.2	8.2
50-29-3	4,4' -DDT	NA	2.5	P	U	2.5	2.5
72-43-5	Methoxychlor	NA	41	P	U	41	41
53494-70-5	Endrin ketone	NA	8.2	P	U	8.2	8.2
7421-93-4	Endrin Aldehyde	NA	8.2	P	U	8.2	8.2
8001-35-2	Toxaphene	NA	160	P	U	160	160
5103-71-9	alpha-Chlordane	NA	4.1	P	U	4.1	4.1
5103-74-2	gamma-Chlordane	NA	4.1	P	U	4.1	4.1
57-74-9	Chlordane	NA	41	P	U	41	41
2051-24-3	Decachlorobiphenyl	0.989	138	C		%	%
877-09-8	Tetrachloro-m-xylene	1.037	76	P		%	%

57-74-9 Sample PQL Calc: (50raw * 2df * 5fv) / (15.06wt-vol * 0.81%sol) = 41

Both channels need to have the compound detected for a concentration to be reported on either channel.
U1=Due to matrix interference and/or the presence of a large amount of non-target material, the reporting level for this compound has been elevated.
U2=The presence of this compound was not confirmed by the analyst based on the characteristic pattern matching of multi-component parameters, retention time, and/or peak shape.

P/C: P=Primary Result C=Confirmation Result X=Not Used CF=Calculated Calibration/Response Factor MC=Multi-Component

FORM I PEST

Client Id: SW-1 S-3

Software Version: 4.1<1L22>
Date: 4/27/17 10:18 AM
Sample Name : 06969 2XC CU
Data File : E:\TC2017\ECD35\04-APR\426A038.RAW Date: 4/26/17 09:05 PM
Sequence File: E:\TC2017\ECD35\04-APR\PEST_SEQ.SEQ Cycle: 830 Channel : A
Instrument : AUTO_ECD35 Rack/Vial: 0/33 Operator: ce
Sample Amount : 1.0000 Dilution Factor : 1.00

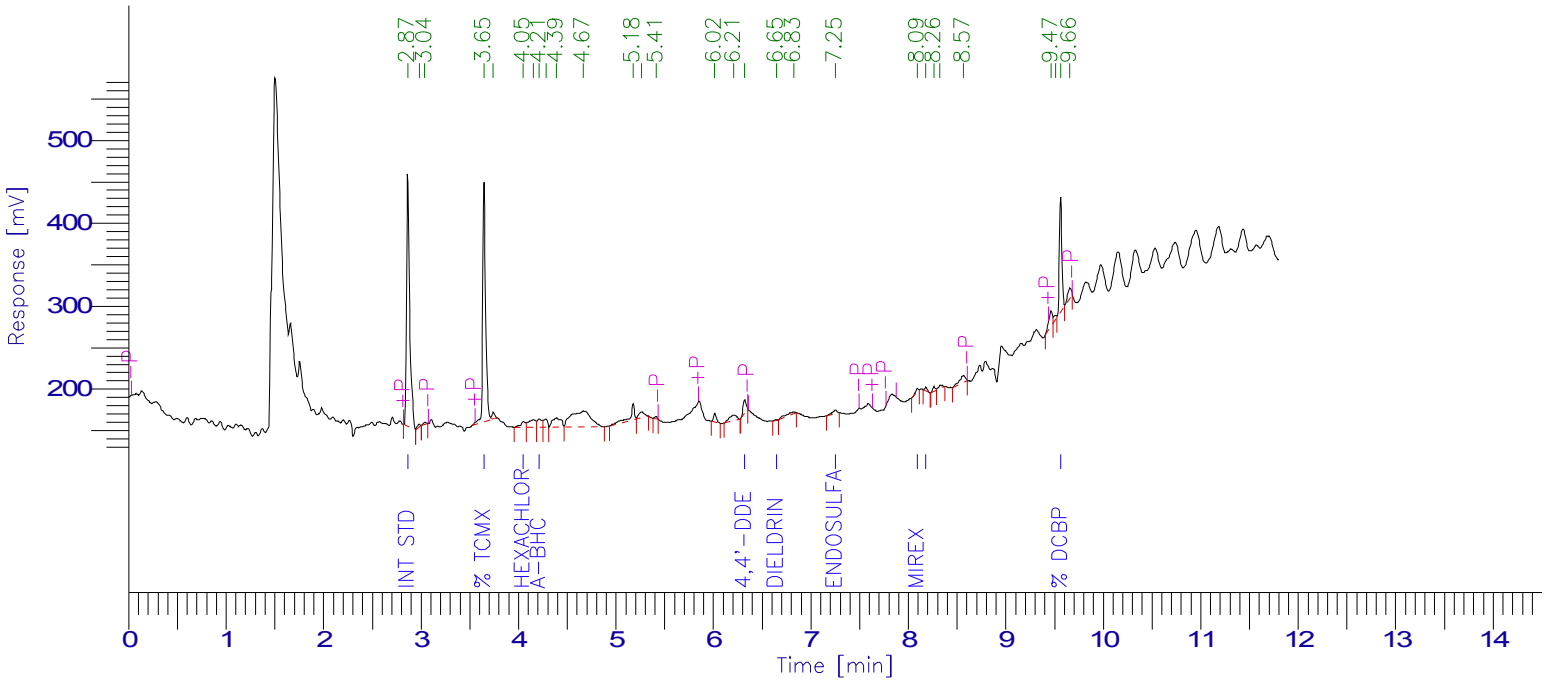

PESTICIDE REPORT

Peak #	Time [min]	Component Name	Raw Amount	Surrogate Recovery TCMX & DCBP	Multiplier	Adjusted Amount for Labowrks	Area [µV·s]
1	2.866	Int Std	100.0000	250.0000	1.0000	100.0000	680350.49
4	3.648	% TCMX	58.2676	145.6691	1.0000	58.2676	606951.49
6	4.052	Hexachlorobenzene	1.7838	4.4595	1.0000	1.7838	27072.60
8	4.214	a-BHC	1.9305	4.8263	1.0000	1.9305	36869.19
0	4.546	g-BHC	0.0000	0.0000	1.0000	0.0000	0.00
0	4.629	b-BHC	0.0000	0.0000	1.0000	0.0000	0.00
0	4.798	d-BHC	0.0000	0.0000	1.0000	0.0000	0.00
0	5.020	Heptachlor	0.0000	0.0000	1.0000	0.0000	0.00
0	5.326	Aldrin	0.0000	0.0000	1.0000	0.0000	0.00
0	5.956	Heptachlor epoxide	0.0000	0.0000	1.0000	0.0000	0.00
0	6.094	g-Chlordane	0.0000	0.0000	1.0000	0.0000	0.00
0	6.238	a-Chlordane	0.0000	0.0000	1.0000	0.0000	0.00
17	6.322	4,4'-DDE	2.9076	7.2690	1.0000	2.9076	35183.83
0	6.395	Endosulfan I	0.0000	0.0000	1.0000	0.0000	0.00
18	6.647	Dieldrin	0.1478	0.3696	1.0000	0.1478	2016.18
0	6.949	Endrin	0.0000	0.0000	1.0000	0.0000	0.00
0	7.007	4,4'-DDD	0.0000	0.0000	1.0000	0.0000	0.00
20	7.252	Endosulfan II	1.5545	3.8863	1.0000	1.5545	15711.66
0	7.341	4,4'-DDT	0.0000	0.0000	1.0000	0.0000	0.00
0	7.707	Endrin aldehyde	0.0000	0.0000	1.0000	0.0000	0.00
0	7.913	Methoxychlor	0.0000	0.0000	1.0000	0.0000	0.00
21	8.093	Mirex	1.4792	3.6980	1.0000	1.4792	10092.71
22	8.181	Endosulfan sulfate	1.0276	2.5690	1.0000	1.0276	7557.47
0	8.525	Endrin Ketone	0.0000	0.0000	1.0000	0.0000	0.00
28	9.562	% DCBP	45.2087	113.0218	1.0000	45.2087	254167.51
				535.7686	25.0000	214.3074	1675973.13

Client Id: SW-1 S-3

Software Version: 4.1<1L22>
Date: 4/27/17 10:19 AM
Sample Name : 06969 2XC CU
Data File : E:\TC2017\ECD35\04-APR\426B038.RAW Date: 4/26/17 09:05 PM
Sequence File: E:\TC2017\ECD35\04-APR\PEST_SEQ.SEQ Cycle: 830 Channel : B
Instrument : AUTO_ECD35 Rack/Vial: 0/33 Operator: ce
Sample Amount : 1.0000 Dilution Factor : 1.00

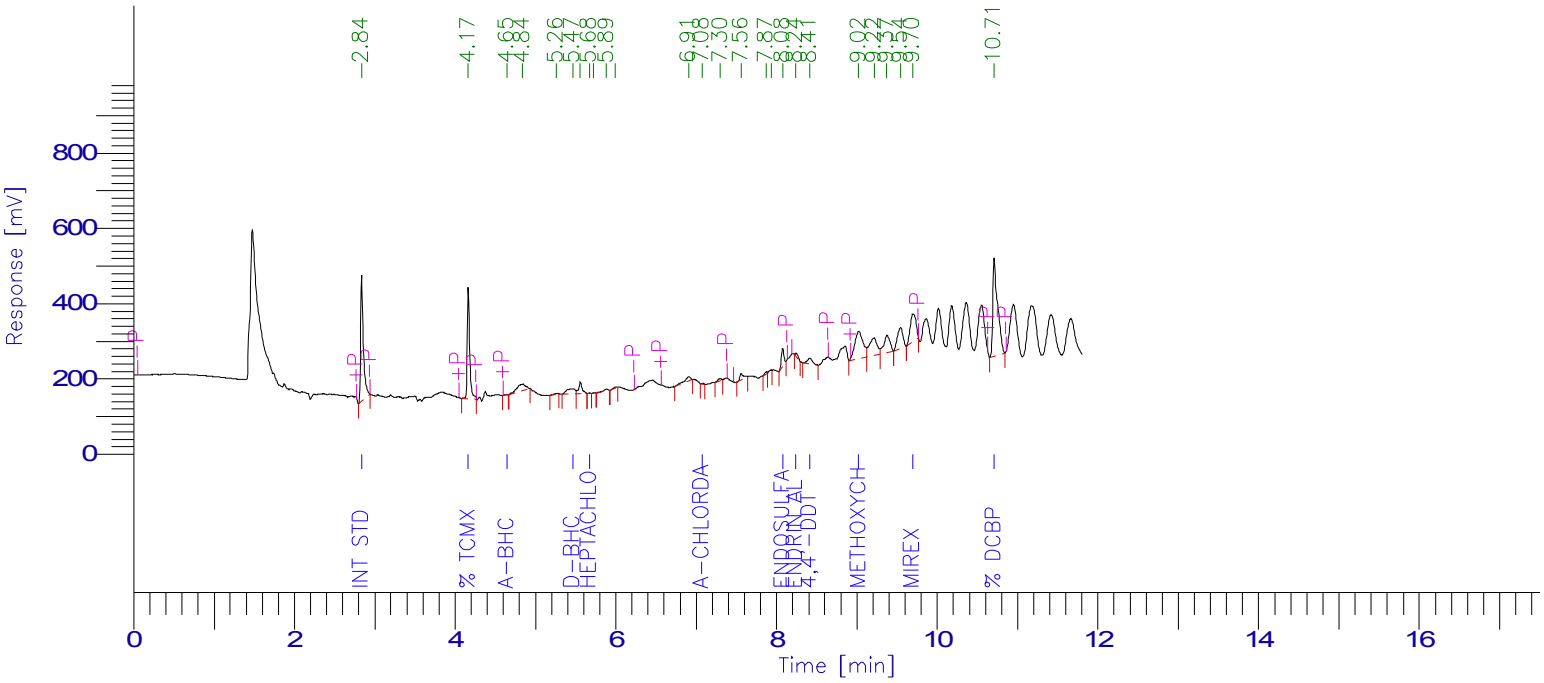

PESTICIDE REPORT

Peak #	Time [min]	Component Name	Raw Amount	Surrogate Recovery TCMX & DCBP	Multiplier	Adjusted Amount for Labowrks	Area [µV·s]
1	2.838	Int Std	100.0000	250.0000	1.0000	100.0000	788800.89
2	4.165	% TCMX	75.6921	189.2302	1.0000	75.6921	618942.23
3	4.650	a-BHC	0.1761	0.4402	1.0000	0.1761	3797.17
0	4.715	Hexachlorobenzene	0.0000	0.0000	1.0000	0.0000	0.00
0	5.014	g-BHC	0.0000	0.0000	1.0000	0.0000	0.00
0	5.224	b-BHC	0.0000	0.0000	1.0000	0.0000	0.00
6	5.465	d-BHC	5.1120	12.7800	1.0000	5.1120	102078.64
8	5.678	Heptachlor	0.2062	0.5155	1.0000	0.2062	3612.79
0	6.087	Aldrin	0.0000	0.0000	1.0000	0.0000	0.00
0	6.627	Heptachlor epoxide	0.0000	0.0000	1.0000	0.0000	0.00
0	6.973	g-Chlordane	0.0000	0.0000	1.0000	0.0000	0.00
13	7.077	a-Chlordane	0.2677	0.6693	1.0000	0.2677	3971.63
0	7.139	Endosulfan I	0.0000	0.0000	1.0000	0.0000	0.00
0	7.351	4,4'-DDE	0.0000	0.0000	1.0000	0.0000	0.00
0	7.510	Dieldrin	0.0000	0.0000	1.0000	0.0000	0.00
0	7.800	Endrin	0.0000	0.0000	1.0000	0.0000	0.00
0	8.020	4,4'-DDD	0.0000	0.0000	1.0000	0.0000	0.00
18	8.077	Endosulfan II	10.2790	25.6974	1.0000	10.2790	109375.77
19	8.242	Endrin aldehyde	1.8577	4.6442	1.0000	1.8577	15825.99
20	8.413	4,4'-DDT	8.4595	21.1486	1.0000	8.4595	70218.40
0	8.547	Endosulfan sulfate	0.0000	0.0000	1.0000	0.0000	0.00
21	9.023	Methoxychlor	124.4900	311.2250	1.0000	124.4900	538923.61
0	9.113	Endrin Ketone	0.0000	0.0000	1.0000	0.0000	0.00
25	9.696	Mirex	56.9354	142.3384	1.0000	56.9354	366809.97
26	10.707	% DCBP	138.2875	345.7187	1.0000	138.2875	1078864.52
			1304.4076	25.0000		521.7630	3701221.60

1D

PESTICIDE ORGANICS ANALYSIS DATA SHEET

CLIENT SAMPLE NO.

MW-6 S-1

Lab Name: Phoenix Environmental Client: NETC

Lab Code: Phoenix Instr: ECD35 Column.: CLP 0.32 SDG No.: GBY06958

Matrix: (soil/water) SOIL Lab Sample ID: BY06970

Sample wt/vol: 15.49 (g/mL) g Lab File ID: 426A039

% Moisture: 16 decanted: (Y/N) N Date Received: 04/19/17

Extraction: (SepF/Cont/ASE) 3545 Date Extracted: 04/24/17

Concentrated Extract Volume: 5000 (uL) Date Analyzed: 04/26/17

Injection Volume: 1 (ul) Dilution Factor: 2

CONCENTRATION UNITS:
(mg/L or mg/Kg) ug/Kg

CAS NO.	COMPOUND	CF	CONC	P/C	Q	MDL	PQL
319-84-6	alpha-BHC	NA	7.7	C	U	7.7	7.7
319-85-7	beta-BHC	NA	7.7	C	U	7.7	7.7
319-86-8	delta-BHC	NA	7.7	C	U	7.7	7.7
58-89-9	gamma-BHC (Lindane)	NA	1.5	C	U	1.5	1.5
76-44-8	Heptachlor	NA	7.7	C	U	7.7	7.7
309-00-2	Aldrin	NA	3.8	C	U	3.8	3.8
1024-57-3	Heptachlor Epoxide	NA	7.7	C	U	7.7	7.7
959-98-8	Endosulfan I	NA	7.7	C	U	7.7	7.7
60-57-1	Dieldrin	NA	3.8	C	U	3.8	3.8
72-55-9	4,4' -DDE	NA	2.3	C	U	2.3	2.3
72-20-8	Endrin	NA	7.7	C	U	7.7	7.7
33213-65-9	Endosulfan II	NA	7.7	C	U	7.7	7.7
72-54-8	4,4' -DDD	NA	2.3	C	U	2.3	2.3
1031-07-8	Endosulfan Sulfate	NA	7.7	C	U	7.7	7.7
50-29-3	4,4' -DDT	NA	2.3	C	U	2.3	2.3
72-43-5	Methoxychlor	NA	38	C	U	38	38
53494-70-5	Endrin ketone	1.327	31	X		7.7	7.7
7421-93-4	Endrin Aldehyde	NA	7.7	C	U	7.7	7.7
8001-35-2	Toxaphene	NA	150	C	U	150	150
5103-71-9	alpha-Chlordane	NA	3.8	C	U	3.8	3.8
5103-74-2	gamma-Chlordane	NA	3.8	C	U	3.8	3.8
57-74-9	Chlordane	NA	38	C	U	38	38
2051-24-3	Decachlorobiphenyl	0.826	73	C		%	%
877-09-8	Tetrachloro-m-xylene	1.531	70	C		%	%

53494-70-5 Sample Result Calc: ((40.6241raw * 2df * 5fv) / (15.49wt-vol * 0.84%sol) = 31

Both channels need to have the compound detected for a concentration to be reported on either channel.
U1=Due to matrix interference and/or the presence of a large amount of non-target material, the reporting level for this compound has been elevated.
U2=The presence of this compound was not confirmed by the analyst based on the characteristic pattern matching of multi-component parameters, retention time, and/or peak shape.

P/C: P=Primary Result C=Confirmation Result X=Not Used CF=Calculated Calibration/Response Factor MC=Multi-Component

FORM I PEST

1D

PESTICIDE ORGANICS ANALYSIS DATA SHEET

CLIENT SAMPLE NO.

MW-6 S-1

Lab Name: Phoenix Environmental Client: NETC

Lab Code: Phoenix Instr: ECD35 Column.: rtx-440 0.32 SDG No.: GBY06958

Matrix: (soil/water) SOIL Lab Sample ID: BY06970

Sample wt/vol: 15.49 (g/mL) g Lab File ID: 426B039

% Moisture: 16 decanted: (Y/N) N Date Received: 04/19/17

Extraction: (SepF/Cont/ASE) 3545 Date Extracted: 04/24/17

Concentrated Extract Volume: 5000 (uL) Date Analyzed: 04/26/17

Injection Volume: 1 (ul) Dilution Factor: 2

CONCENTRATION UNITS:
(mg/L or mg/Kg) ug/Kg

CAS NO.	COMPOUND	CF	CONC	P/C	Q	MDL	PQL
319-84-6	alpha-BHC	NA	7.7	P	U	7.7	7.7
319-85-7	beta-BHC	NA	7.7	P	U	7.7	7.7
319-86-8	delta-BHC	NA	7.7	P	U	7.7	7.7
58-89-9	gamma-BHC (Lindane)	NA	1.5	P	U	1.5	1.5
76-44-8	Heptachlor	NA	7.7	P	U	7.7	7.7
309-00-2	Aldrin	NA	3.8	P	U	3.8	3.8
1024-57-3	Heptachlor Epoxide	NA	7.7	P	U	7.7	7.7
959-98-8	Endosulfan I	NA	7.7	P	U	7.7	7.7
60-57-1	Dieldrin	NA	3.8	P	U	3.8	3.8
72-55-9	4,4' -DDE	NA	2.3	P	U	2.3	2.3
72-20-8	Endrin	NA	7.7	P	U	7.7	7.7
33213-65-9	Endosulfan II	NA	7.7	P	U	7.7	7.7
72-54-8	4,4' -DDD	NA	2.3	P	U	2.3	2.3
1031-07-8	Endosulfan Sulfate	NA	7.7	P	U	7.7	7.7
50-29-3	4,4' -DDT	NA	2.3	P	U	2.3	2.3
72-43-5	Methoxychlor	NA	38	P	U	38	38
53494-70-5	Endrin ketone	1.235	41	X		7.7	7.7
7421-93-4	Endrin Aldehyde	NA	7.7	P	U	7.7	7.7
8001-35-2	Toxaphene	NA	150	P	U	150	150
5103-71-9	alpha-Chlordane	NA	3.8	P	U	3.8	3.8
5103-74-2	gamma-Chlordane	NA	3.8	P	U	3.8	3.8
57-74-9	Chlordane	NA	38	P	U	38	38
2051-24-3	Decachlorobiphenyl	0.989	68	P		%	%
877-09-8	Tetrachloro-m-xylene	1.037	74	P		%	%

53494-70-5 Sample Result Calc: ((53.1794raw * 2df * 5fv) / (15.49wt-vol * 0.84%sol) = 41

Both channels need to have the compound detected for a concentration to be reported on either channel.
U1=Due to matrix interference and/or the presence of a large amount of non-target material, the reporting level for this compound has been elevated.
U2=The presence of this compound was not confirmed by the analyst based on the characteristic pattern matching of multi-component parameters, retention time, and/or peak shape.

P/C: P=Primary Result C=Confirmation Result X=Not Used CF=Calculated Calibration/Response Factor MC=Multi-Component

10A

PESTICIDES CONFIRMATION SUMMARY FOR SINGLE COMPONENT ANALYTES

CLIENT SAMPLE NO

MW-6 S-1

Lab Name: Phoenix Environmental Labs Client: NETC

Lab Code: Phoenix Lab File ID: 426A039 | 426B039 SDG No.: GBY06958

Lab SampleID: BY06970 Instrument ID: ECD35 Date Analyzed: 4/26/17 21:22

GC Column(A): CLP ID: 0.32 (mm) GC Column(B): rtx-440 ID: 0.32 (mm)

ANALYTE	COL	RT	RT WINDOW FROM	RT WINDOW TO	CALCULATED CONC	CF	%RPD	*
Endrin ketone	A	8.54	8.60	8.74	160	1.327	22.2	
	B	9.14	9.02	9.16	200	1.235		

%RPD must be less than or equal to 40% (*) Criteria exceeded.

NC - (No Criteria) %RPD is not calculated when either result is less than 2 times the reporting level.

CF = Calculated Calibration/Response Factor

FORM X Pesticides

Client Id: MW-6 S-1

Software Version: 4.1<1L22>
Date: 4/27/17 09:49 AM
Sample Name : 06970 2XC CU
Data File : E:\TC2017\ECD35\04-APR\426A039.RAW Date: 4/26/17 09:22 PM
Sequence File: E:\TC2017\ECD35\04-APR\PEST_SEQ.SEQ Cycle: 831 Channel : A
Instrument : AUTO_ECD35 Rack/Vial: 0/34 Operator: ce
Sample Amount : 1.0000 Dilution Factor : 1.00

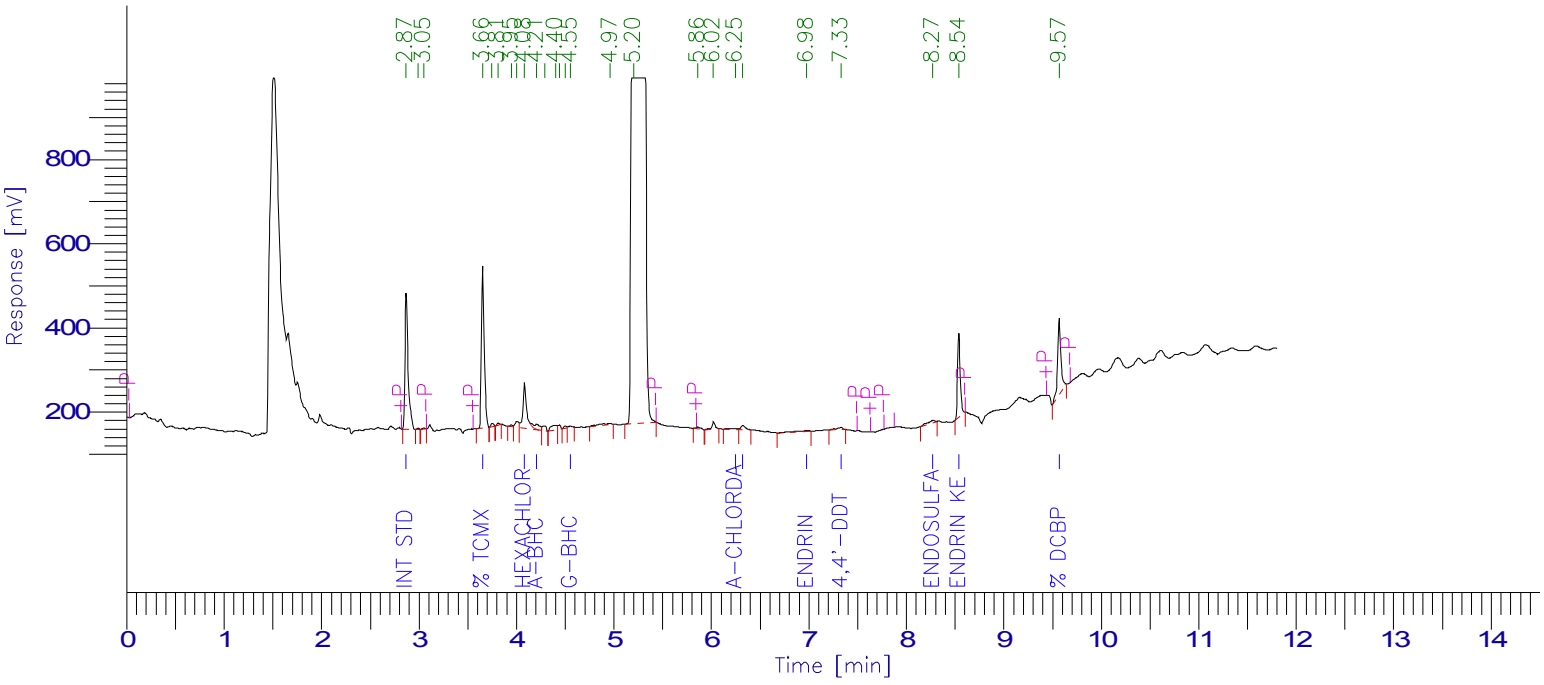

PESTICIDE REPORT

Peak #	Time [min]	Component Name	Raw Amount	Surrogate Recovery Multiplier TCMX & DCBP		Adjusted Amount for Labowrks	Area [µV·s]
1	2.871	Int Std	100.0000	250.0000	1.0000	100.0000	730991.42
4	3.655	% TCMX	70.4769	176.1923	1.0000	70.4769	788775.06
9	4.084	Hexachlorobenzene	17.8316	44.5789	1.0000	17.8316	290773.06
10	4.209	a-BHC	2.8896	7.2240	1.0000	2.8896	59293.43
15	4.553	g-BHC	0.5042	1.2605	1.0000	0.5042	9634.19
0	4.629	b-BHC	0.0000	0.0000	1.0000	0.0000	0.00
0	4.798	d-BHC	0.0000	0.0000	1.0000	0.0000	0.00
0	5.020	Heptachlor	0.0000	0.0000	1.0000	0.0000	0.00
0	5.326	Aldrin	0.0000	0.0000	1.0000	0.0000	0.00
0	5.956	Heptachlor epoxide	0.0000	0.0000	1.0000	0.0000	0.00
0	6.094	g-Chlordane	0.0000	0.0000	1.0000	0.0000	0.00
20	6.248	a-Chlordane	1.4032	3.5080	1.0000	1.4032	20180.55
21	6.324	4,4'-DDE	2.3338	5.8344	1.0000	2.3338	30341.73
0	6.395	Endosulfan I	0.0000	0.0000	1.0000	0.0000	0.00
0	6.669	Dieldrin	0.0000	0.0000	1.0000	0.0000	0.00
22	6.981	Endrin	2.0010	5.0024	1.0000	2.0010	24694.74
0	7.007	4,4'-DDD	0.0000	0.0000	1.0000	0.0000	0.00
0	7.217	Endosulfan II	0.0000	0.0000	1.0000	0.0000	0.00
23	7.331	4,4'-DDT	2.1877	5.4692	1.0000	2.1877	22389.27
0	7.707	Endrin aldehyde	0.0000	0.0000	1.0000	0.0000	0.00
0	7.913	Methoxychlor	0.0000	0.0000	1.0000	0.0000	0.00
0	8.094	Mirex	0.0000	0.0000	1.0000	0.0000	0.00
24	8.273	Endosulfan sulfate	4.2452	10.6129	1.0000	4.2452	33544.94
25	8.539	Endrin Ketone	40.6241	101.5602	1.0000	40.6241	394053.82
26	9.568	% DCBP	72.5478	181.3695	1.0000	72.5478	438229.71
				792.6124	25.0000	317.0450	2842901.92

Client Id: MW-6 S-1

Software Version: 4.1<1L22>
Date: 4/27/17 09:49 AM
Sample Name : 06970 2XC CU
Data File : E:\TC2017\ECD35\04-APR\426B039.RAW Date: 4/26/17 09:22 PM
Sequence File: E:\TC2017\ECD35\04-APR\PEST_SEQ.SEQ Cycle: 831 Channel : B
Instrument : AUTO_ECD35 Rack/Vial: 0/34 Operator: ce
Sample Amount : 1.0000 Dilution Factor : 1.00

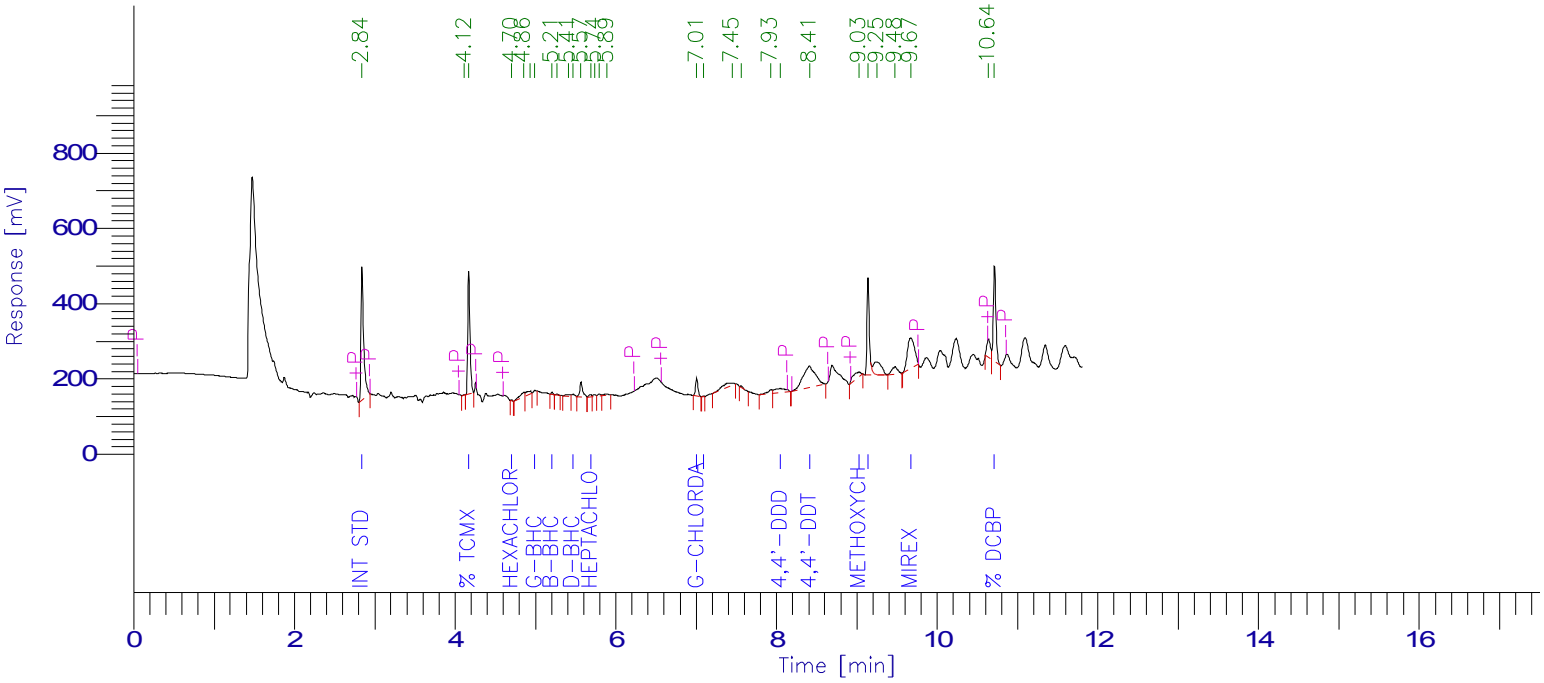

PESTICIDE REPORT

Peak #	Time [min]	Component Name	Raw Amount	Surrogate Recovery Multiplier TCMX & DCBP		Adjusted Amount for Labowrks	Area [µV·s]
1	2.842	Int Std	100.0000	250.0000	1.0000	100.0000	826388.50
3	4.171	% TCMX	73.7509	184.3773	1.0000	73.7509	631806.04
0	4.662	a-BHC	0.0000	0.0000	1.0000	0.0000	0.00
4	4.701	Hexachlorobenzene	0.1014	0.2536	1.0000	0.1014	2484.64
7	4.993	g-BHC	0.6554	1.6385	1.0000	0.6554	10498.54
8	5.208	b-BHC	0.9277	2.3192	1.0000	0.9277	7817.80
11	5.470	d-BHC	0.6867	1.7168	1.0000	0.6867	14365.99
13	5.687	Heptachlor	0.8510	2.1276	1.0000	0.8510	15619.98
0	6.087	Aldrin	0.0000	0.0000	1.0000	0.0000	0.00
0	6.627	Heptachlor epoxide	0.0000	0.0000	1.0000	0.0000	0.00
17	7.007	g-Chlordane	5.8930	14.7324	1.0000	5.8930	97041.97
18	7.092	a-Chlordane	0.1437	0.3592	1.0000	0.1437	2233.15
0	7.139	Endosulfan I	0.0000	0.0000	1.0000	0.0000	0.00
0	7.351	4,4'-DDE	0.0000	0.0000	1.0000	0.0000	0.00
0	7.510	Dieldrin	0.0000	0.0000	1.0000	0.0000	0.00
0	7.800	Endrin	0.0000	0.0000	1.0000	0.0000	0.00
22	8.048	4,4'-DDD	12.5590	31.3976	1.0000	12.5590	113546.10
0	8.080	Endosulfan II	0.0000	0.0000	1.0000	0.0000	0.00
0	8.248	Endrin aldehyde	0.0000	0.0000	1.0000	0.0000	0.00
23	8.411	4,4'-DDT	71.9174	179.7934	1.0000	71.9174	625402.12
0	8.547	Endosulfan sulfate	0.0000	0.0000	1.0000	0.0000	0.00
24	9.027	Methoxychlor	26.8914	67.2286	1.0000	26.8914	121961.78
25	9.138	Endrin Ketone	53.1794	132.9486	1.0000	53.1794	542830.98
28	9.672	Mirex	74.4321	186.0803	1.0000	74.4321	502384.65
30	10.712	% DCBP	68.1983	170.4956	1.0000	68.1983	557409.36
				1225.4687	25.0000	490.1875	4071791.60

1D

PESTICIDE ORGANICS ANALYSIS DATA SHEET

CLIENT SAMPLE NO.

MW-6 S-1

Lab Name: Phoenix Environmental Client: NETC

Lab Code: Phoenix Instr: ECD4 Column.: CLP 0.32 SDG No.: GBY06958

Matrix: (soil/water) SOIL Lab Sample ID: BY06970

Sample wt/vol: 15.49 (g/mL) g Lab File ID: 425A046

% Moisture: 16 decanted: (Y/N) N Date Received: 04/19/17

Extraction: (SepF/Cont/ASE) 3545 Date Extracted: 04/24/17

Concentrated Extract Volume: 5000 (uL) Date Analyzed: 04/25/17

Injection Volume: 1 (ul) Dilution Factor: 10

CONCENTRATION UNITS:
(mg/L or mg/Kg) ug/Kg

CAS NO.	COMPOUND	CF	CONC	P/C	Q	MDL	PQL
319-84-6	alpha-BHC	NA	38	X	U	38	38
319-85-7	beta-BHC	NA	38	X	U	38	38
319-86-8	delta-BHC	NA	38	X	U	38	38
58-89-9	gamma-BHC (Lindane)	NA	7.7	X	U	7.7	7.7
76-44-8	Heptachlor	NA	38	X	U	38	38
309-00-2	Aldrin	NA	19	X	U	19	19
1024-57-3	Heptachlor Epoxide	NA	38	X	U	38	38
959-98-8	Endosulfan I	NA	38	X	U	38	38
60-57-1	Dieldrin	NA	19	X	U	19	19
72-55-9	4,4' -DDE	NA	12	X	U	12	12
72-20-8	Endrin	NA	38	X	U	38	38
33213-65-9	Endosulfan II	NA	38	X	U	38	38
72-54-8	4,4' -DDD	NA	12	X	U	12	12
1031-07-8	Endosulfan Sulfate	NA	38	X	U	38	38
50-29-3	4,4' -DDT	NA	12	X	U	12	12
72-43-5	Methoxychlor	NA	190	X	U	190	190
53494-70-5	Endrin ketone	1.971	40	C	D	38	38
7421-93-4	Endrin Aldehyde	NA	38	X	U	38	38
8001-35-2	Toxaphene	NA	770	X	U	770	770
5103-71-9	alpha-Chlordane	NA	19	X	U	19	19
5103-74-2	gamma-Chlordane	NA	19	X	U	19	19
57-74-9	Chlordane	NA	190	X	U	190	190
2051-24-3	Decachlorobiphenyl	1.407	85	X		%	%
877-09-8	Tetrachloro-m-xylene	1.082	94	X		%	%

53494-70-5 Sample Result Calc: ((10.4455raw * 10df * 5fv) / (15.49wt-vol * 0.84%sol) = 40

Both channels need to have the compound detected for a concentration to be reported on either channel.
U1=Due to matrix interference and/or the presence of a large amount of non-target material, the reporting level for this compound has been elevated.
U2=The presence of this compound was not confirmed by the analyst based on the characteristic pattern matching of multi-component parameters, retention time, and/or peak shape.

P/C: P=Primary Result C=Confirmation Result X=Not Used CF=Calculated Calibration/Response Factor MC=Multi-Component

1D

PESTICIDE ORGANICS ANALYSIS DATA SHEET

CLIENT SAMPLE NO.

MW-6 S-1

Lab Name: Phoenix Environmental Client: NETC

Lab Code: Phoenix Instr: ECD4 Column.: Rtx-440 0.32 SDG No.: GBY06958

Matrix: (soil/water) SOIL Lab Sample ID: BY06970

Sample wt/vol: 15.49 (g/mL) g Lab File ID: 425B046

% Moisture: 16 decanted: (Y/N) N Date Received: 04/19/17

Extraction: (SepF/Cont/ASE) 3545 Date Extracted: 04/24/17

Concentrated Extract Volume: 5000 (uL) Date Analyzed: 04/25/17

Injection Volume: 1 (ul) Dilution Factor: 10

CONCENTRATION UNITS:
(mg/L or mg/Kg) ug/Kg

CAS NO.	COMPOUND	CF	CONC	P/C	Q	MDL	PQL
319-84-6	alpha-BHC	NA	38	X	U	38	38
319-85-7	beta-BHC	NA	38	X	U	38	38
319-86-8	delta-BHC	NA	38	X	U	38	38
58-89-9	gamma-BHC (Lindane)	NA	7.7	X	U	7.7	7.7
76-44-8	Heptachlor	NA	38	X	U	38	38
309-00-2	Aldrin	NA	19	X	U	19	19
1024-57-3	Heptachlor Epoxide	NA	38	X	U	38	38
959-98-8	Endosulfan I	NA	38	X	U	38	38
60-57-1	Dieldrin	NA	19	X	U	19	19
72-55-9	4,4' -DDE	NA	12	X	U	12	12
72-20-8	Endrin	NA	38	X	U	38	38
33213-65-9	Endosulfan II	NA	38	X	U	38	38
72-54-8	4,4' -DDD	NA	12	X	U	12	12
1031-07-8	Endosulfan Sulfate	NA	38	X	U	38	38
50-29-3	4,4' -DDT	NA	12	X	U	12	12
72-43-5	Methoxychlor	NA	190	X	U	190	190
53494-70-5	Endrin ketone	1.826	41	P	D	38	38
7421-93-4	Endrin Aldehyde	NA	38	X	U	38	38
8001-35-2	Toxaphene	NA	770	X	U	770	770
5103-71-9	alpha-Chlordane	NA	19	X	U	19	19
5103-74-2	gamma-Chlordane	NA	19	X	U	19	19
57-74-9	Chlordane	NA	190	X	U	190	190
2051-24-3	Decachlorobiphenyl	1.531	94	X		%	%
877-09-8	Tetrachloro-m-xylene	0.909	76	X		%	%

53494-70-5 Sample Result Calc: ((10.7794raw * 10df * 5fv) / (15.49wt-vol * 0.84%sol) = 41

Both channels need to have the compound detected for a concentration to be reported on either channel.
U1=Due to matrix interference and/or the presence of a large amount of non-target material, the reporting level for this compound has been elevated.
U2=The presence of this compound was not confirmed by the analyst based on the characteristic pattern matching of multi-component parameters, retention time, and/or peak shape.

P/C: P=Primary Result C=Confirmation Result X=Not Used CF=Calculated Calibration/Response Factor MC=Multi-Component

FORM I PEST

10A

PESTICIDES CONFIRMATION SUMMARY FOR SINGLE COMPONENT ANALYTES

CLIENT SAMPLE NO

MW-6 S-1

Lab Name: Phoenix Environmental Labs Client: NETC

Lab Code: Phoenix Lab File ID: 425A046 | 425B046 SDG No.: GBY06958

Lab SampleID: BY06970 Instrument ID: ECD4 Date Analyzed: 4/25/17 23:50

GC Column(A): CLP ID: 0.32 (mm) GC Column(B): Rtx-440 ID: 0.32 (mm)

ANALYTE	COL	RT	RT WINDOW FROM	RT WINDOW TO	CALCULATED CONC	CF	%RPD	*
Endrin ketone	A	8.61	8.53	8.67	40	1.971	NC	
	B	9.09	9.00	9.14	41	1.826		

%RPD must be less than or equal to 40% (*) Criteria exceeded.

NC - (No Criteria) %RPD is not calculated when either result is less than 2 times the reporting level.

CF = Calculated Calibration/Response Factor

FORM X Pesticides

Client Id: MW-6 S-1

Software Version: 4.1<1L22>
Date: 4/26/17 11:26 AM
Sample Name : 06970 10xc cu
Data File : E:\TC2017\ECD4\04-APR\425A046.RAW Date: 4/25/17 11:50 PM
Sequence File: E:\TC2017\ECD4\04-APR\PEST_SEQ.SEQ Cycle: 915 Channel : A
Instrument : AUTO4-DUAL_ECD Rack/Vial: 0/31 Operator: CE
Sample Amount : 1.0000 Dilution Factor : 1.00

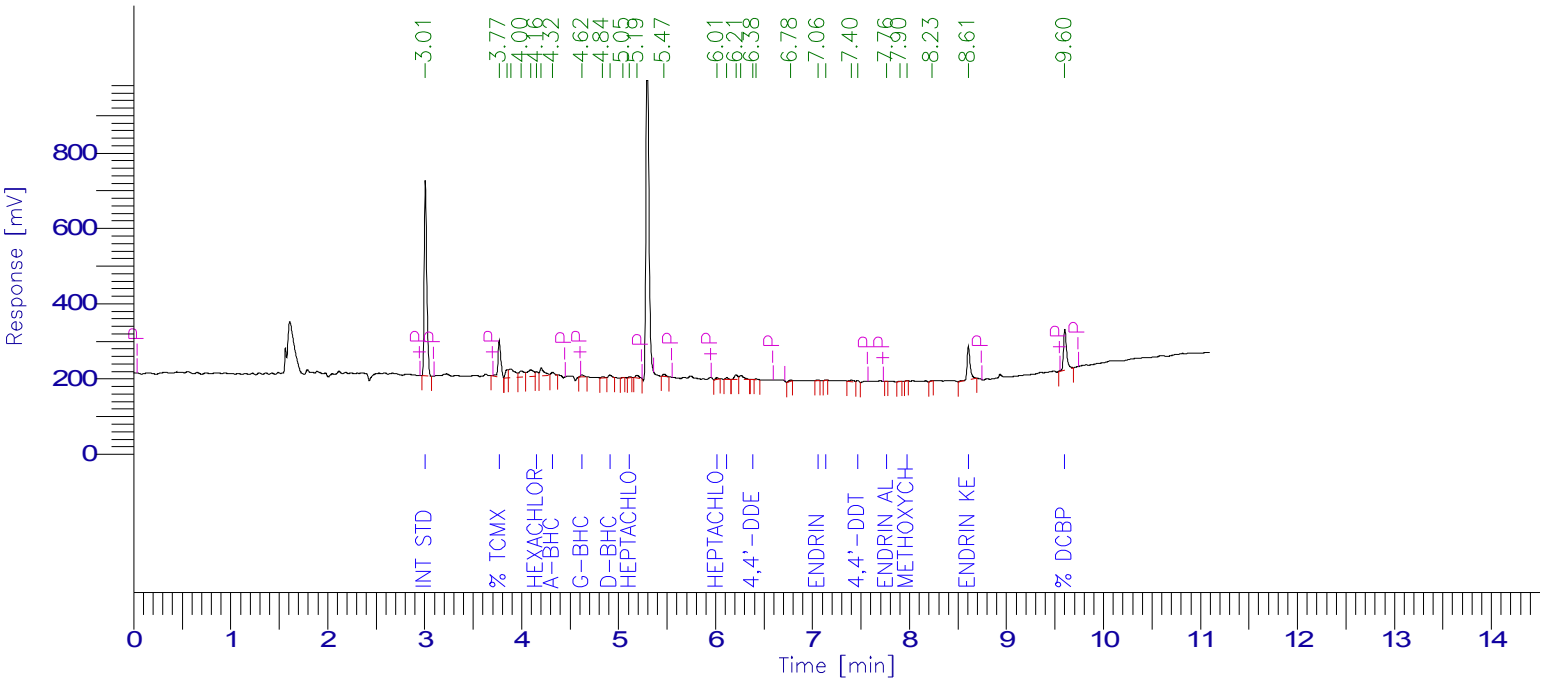

PESTICIDE REPORT

Peak #	Time [min]	Component Name	Raw Amount	Surrogate Recovery TCMX & DCBP	Multiplier	Adjusted Amount for Labowrks	Area [µV·s]
1	3.007	Int Std	100.0000	250.0000	1.0000	100.0000	950020.82
2	3.769	% TCMX	18.8951	47.2378	1.0000	18.8951	194293.41
7	4.156	Hexachlorobenzene	0.9370	2.3424	1.0000	0.9370	25409.58
9	4.318	a-BHC	0.7414	1.8536	1.0000	0.7414	20361.00
10	4.621	g-BHC	0.4447	1.1117	1.0000	0.4447	13109.86
0	4.729	b-BHC	0.0000	0.0000	1.0000	0.0000	0.00
12	4.909	d-BHC	0.5645	1.4113	1.0000	0.5645	14646.77
14	5.114	Heptachlor	0.1028	0.2569	1.0000	0.1028	2577.58
0	5.416	Aldrin	0.0000	0.0000	1.0000	0.0000	0.00
17	6.012	Heptachlor epoxide	0.4261	1.0652	1.0000	0.4261	10173.03
18	6.115	g-Chlordane	0.3043	0.7608	1.0000	0.3043	8153.51
0	6.325	a-Chlordane	0.0000	0.0000	1.0000	0.0000	0.00
21	6.384	4,4'-DDE	0.0720	0.1800	1.0000	0.0720	1474.78
0	6.490	Endosulfan I	0.0000	0.0000	1.0000	0.0000	0.00
0	6.761	Dieldrin	0.0000	0.0000	1.0000	0.0000	0.00
24	7.055	Endrin	0.1054	0.2634	1.0000	0.1054	1961.87
25	7.139	4,4'-DDD	0.0658	0.1646	1.0000	0.0658	990.19
0	7.317	Endosulfan II	0.0000	0.0000	1.0000	0.0000	0.00
27	7.467	4,4'-DDT	0.5027	1.2568	1.0000	0.5027	8104.48
28	7.764	Endrin aldehyde	0.0585	0.1464	1.0000	0.0585	921.70
30	7.972	Methoxychlor	0.1475	0.3688	1.0000	0.1475	1162.20
0	8.181	Mirex	0.0000	0.0000	1.0000	0.0000	0.00
0	8.279	Endosulfan sulfate	0.0000	0.0000	1.0000	0.0000	0.00
32	8.607	Endrin Ketone	10.4455	26.1138	1.0000	10.4455	195565.33
33	9.602	% DCBP	17.0969	42.7424	1.0000	17.0969	228514.01
				377.2758	25.0000	150.9103	1677440.14

Client Id: MW-6 S-1

Software Version: 4.1<1L22>
Date: 4/26/17 11:26 AM
Sample Name : 06970 10xc cu
Data File   : E:\TC2017\ECD4\04-APR\425B046.RAW   Date: 4/25/17 11:50 PM
Sequence File: E:\TC2017\ECD4\04-APR\PEST_SEQ.SEQ   Cycle: 915   Channel : B
Instrument   : AUTO4-DUAL_ECD   Rack/Vial: 0/31   Operator: CE
Sample Amount   : 1.0000   Dilution Factor : 1.00

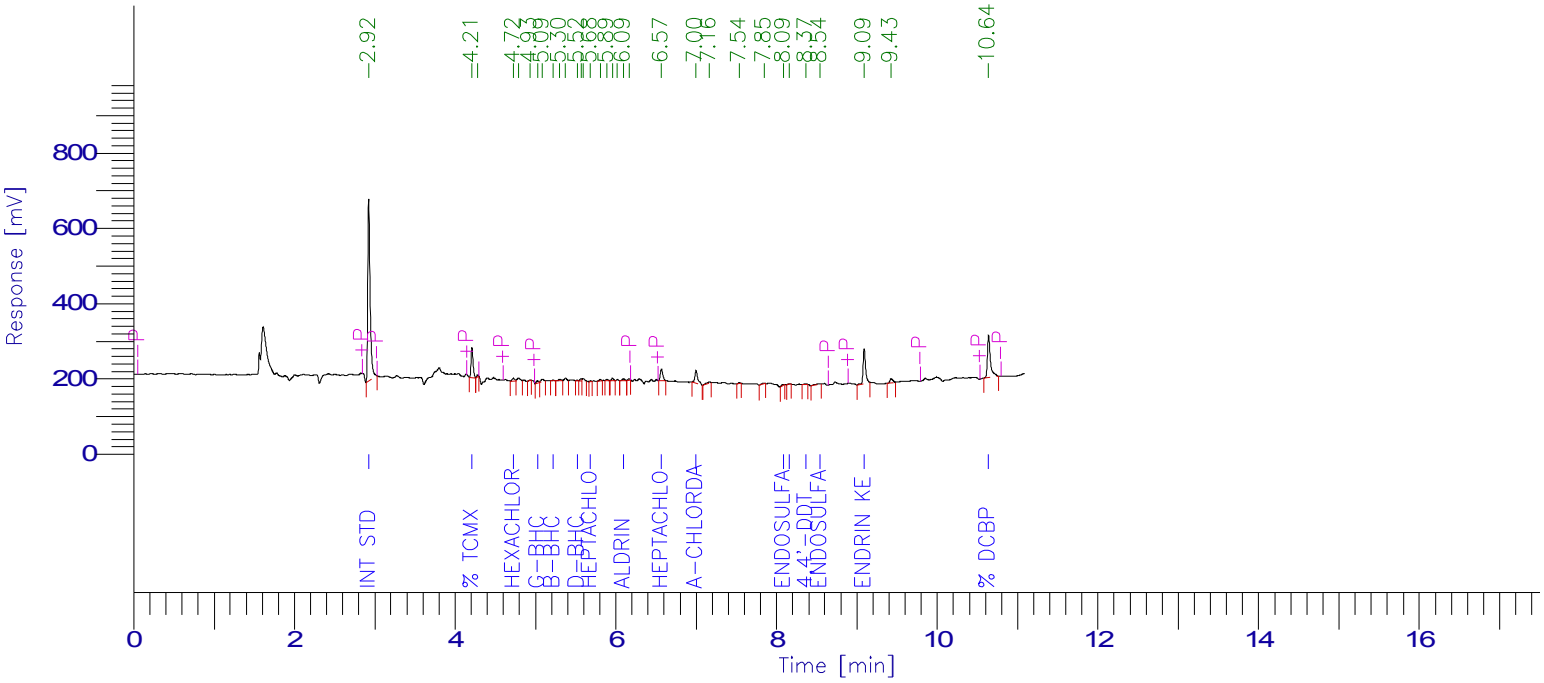

PESTICIDE REPORT

Peak #	Time [min]	Component Name	Raw Amount	Surrogate Recovery Multiplier TCMX & DCBP	Adjusted Amount for Labowrks	Area [µV·s]
1	2.924	Int Std	100.0000	250.0000	1.0000	100.0000	991483.42
2	4.209	% TCMX	15.1904	37.9761	1.0000	15.1904	136931.65
0	4.680	a-BHC	0.0000	0.0000	1.0000	0.0000	0.00
4	4.723	Hexachlorobenzene	0.4661	1.1653	1.0000	0.4661	16105.05
7	5.026	g-BHC	0.6179	1.5448	1.0000	0.6179	13548.26
9	5.221	b-BHC	0.3707	0.9267	1.0000	0.3707	3921.23
12	5.521	d-BHC	0.1258	0.3144	1.0000	0.1258	2981.51
15	5.684	Heptachlor	0.0957	0.2391	1.0000	0.0957	2196.25
20	6.094	Aldrin	0.4211	1.0528	1.0000	0.4211	10581.90
22	6.567	Heptachlor epoxide	2.6144	6.5361	1.0000	2.6144	69040.35
0	6.955	g-Chlordane	0.0000	0.0000	1.0000	0.0000	0.00
23	6.998	a-Chlordane	4.0565	10.1413	1.0000	4.0565	82829.48
0	7.118	Endosulfan I	0.0000	0.0000	1.0000	0.0000	0.00
0	7.320	4,4'-DDE	0.0000	0.0000	1.0000	0.0000	0.00
0	7.483	Dieldrin	0.0000	0.0000	1.0000	0.0000	0.00
0	7.774	Endrin	0.0000	0.0000	1.0000	0.0000	0.00
0	7.984	4,4'-DDD	0.0000	0.0000	1.0000	0.0000	0.00
27	8.086	Endosulfan II	0.3591	0.8978	1.0000	0.3591	6481.12
28	8.161	Endrin aldehyde	0.2118	0.5295	1.0000	0.2118	3099.15
29	8.368	4,4'-DDT	0.2988	0.7471	1.0000	0.2988	4639.10
30	8.541	Endosulfan sulfate	0.6451	1.6127	1.0000	0.6451	11427.45
0	8.987	Methoxychlor	0.0000	0.0000	1.0000	0.0000	0.00
31	9.091	Endrin Ketone	10.7794	26.9484	1.0000	10.7794	195181.01
0	9.628	Mirex	0.0000	0.0000	1.0000	0.0000	0.00
33	10.638	% DCBP	18.8446	47.1114	1.0000	18.8446	286033.84
				387.7436	25.0000	155.0975	1836480.80

1D

PESTICIDE ORGANICS ANALYSIS DATA SHEET

CLIENT SAMPLE NO.

FD-4 S-1

Lab Name: Phoenix Environmental Client: NETC

Lab Code: Phoenix Instr: ECD4 Column.: CLP 0.32 SDG No.: GBY06958

Matrix: (soil/water) SOIL Lab Sample ID: BY06975

Sample wt/vol: 15.39 (g/mL) g Lab File ID: 425A042

% Moisture: 31 decanted: (Y/N) N Date Received: 04/19/17

Extraction: (SepF/Cont/ASE) 3545 Date Extracted: 04/24/17

Concentrated Extract Volume: 5000 (uL) Date Analyzed: 04/25/17

Injection Volume: 1 (ul) Dilution Factor: 20

CONCENTRATION UNITS:
(mg/L or mg/Kg) ug/Kg

CAS NO.	COMPOUND	CF	CONC	P/C	Q	MDL	PQL
319-84-6	alpha-BHC	NA	94	C	U	94	94
319-85-7	beta-BHC	NA	94	C	U	94	94
319-86-8	delta-BHC	NA	94	C	U	94	94
58-89-9	gamma-BHC (Lindane)	NA	19	C	U	19	19
76-44-8	Heptachlor	2.640	120	C		94	94
309-00-2	Aldrin	NA	47	C	U	47	47
1024-57-3	Heptachlor Epoxide	NA	94	C	U	94	94
959-98-8	Endosulfan I	NA	94	C	U	94	94
60-57-1	Dieldrin	NA	140	C	U1	140	140
72-55-9	4,4' -DDE	NA	140	C	U1	140	140
72-20-8	Endrin	NA	190	C	U1	190	190
33213-65-9	Endosulfan II	NA	94	C	U	94	94
72-54-8	4,4' -DDD	NA	28	C	U	28	28
1031-07-8	Endosulfan Sulfate	NA	94	C	U	94	94
50-29-3	4,4' -DDT	1.697	350	C		28	28
72-43-5	Methoxychlor	NA	470	C	U	470	470
53494-70-5	Endrin ketone	NA	94	C	U	94	94
7421-93-4	Endrin Aldehyde	NA	94	C	U	94	94
8001-35-2	Toxaphene	NA	1900	C	U	1900	1900
5103-71-9	alpha-Chlordane	NA	47	C	U	47	47
5103-74-2	gamma-Chlordane	NA	47	C	U	47	47
57-74-9	Chlordane	NA	470	C	U	470	470
2051-24-3	Decachlorobiphenyl	NA	Diluted Out	C		%	%
877-09-8	Tetrachloro-m-xylene	NA	Diluted Out	C		%	%

76-44-8 Sample Result Calc: ((12.9763raw * 20df * 5fv) / (15.39wt-vol * 0.69%sol) = 120

Both channels need to have the compound detected for a concentration to be reported on either channel.
U1=Due to matrix interference and/or the presence of a large amount of non-target material, the reporting level for this compound has been elevated.
U2=The presence of this compound was not confirmed by the analyst based on the characteristic pattern matching of multi-component parameters, retention time, and/or peak shape.

P/C: P=Primary Result C=Confirmation Result X=Not Used CF=Calculated Calibration/Response Factor MC=Multi-Component

FORM I PEST

1D

PESTICIDE ORGANICS ANALYSIS DATA SHEET

CLIENT SAMPLE NO.

FD-4 S-1

Lab Name: Phoenix Environmental Client: NETC

Lab Code: Phoenix Instr: ECD4 Column.: Rtx-440 0.32 SDG No.: GBY06958

Matrix: (soil/water) SOIL Lab Sample ID: BY06975

Sample wt/vol: 15.39 (g/mL) g Lab File ID: 425B042

% Moisture: 31 decanted: (Y/N) N Date Received: 04/19/17

Extraction: (SepF/Cont/ASE) 3545 Date Extracted: 04/24/17

Concentrated Extract Volume: 5000 (uL) Date Analyzed: 04/25/17

Injection Volume: 1 (ul) Dilution Factor: 20

CONCENTRATION UNITS:
(mg/L or mg/Kg) ug/Kg

CAS NO.	COMPOUND	CF	CONC	P/C	Q	MDL	PQL
319-84-6	alpha-BHC	NA	94	P	U	94	94
319-85-7	beta-BHC	NA	94	P	U	94	94
319-86-8	delta-BHC	NA	94	P	U	94	94
58-89-9	gamma-BHC (Lindane)	NA	19	P	U	19	19
76-44-8	Heptachlor	2.316	150	P		94	94
309-00-2	Aldrin	NA	47	P	U	47	47
1024-57-3	Heptachlor Epoxide	NA	94	P	U	94	94
959-98-8	Endosulfan I	NA	94	P	U	94	94
60-57-1	Dieldrin	NA	140	P	U1	140	140
72-55-9	4,4' -DDE	NA	140	P	U1	140	140
72-20-8	Endrin	NA	190	P	U1	190	190
33213-65-9	Endosulfan II	NA	94	P	U	94	94
72-54-8	4,4' -DDD	NA	28	P	U	28	28
1031-07-8	Endosulfan Sulfate	NA	94	P	U	94	94
50-29-3	4,4' -DDT	1.566	350	P		28	28
72-43-5	Methoxychlor	NA	470	P	U	470	470
53494-70-5	Endrin ketone	NA	94	P	U	94	94
7421-93-4	Endrin Aldehyde	NA	94	P	U	94	94
8001-35-2	Toxaphene	NA	1900	P	U	1900	1900
5103-71-9	alpha-Chlordane	NA	47	P	U	47	47
5103-74-2	gamma-Chlordane	NA	47	P	U	47	47
57-74-9	Chlordane	NA	470	P	U	470	470
2051-24-3	Decachlorobiphenyl	NA	Diluted Out	P		%	%
877-09-8	Tetrachloro-m-xylene	NA	Diluted Out	P		%	%

76-44-8 Sample Result Calc: ((16.3696raw * 20df * 5fv) / (15.39wt-vol * 0.69%sol) = 150

Both channels need to have the compound detected for a concentration to be reported on either channel.
U1=Due to matrix interference and/or the presence of a large amount of non-target material, the reporting level for this compound has been elevated.
U2=The presence of this compound was not confirmed by the analyst based on the characteristic pattern matching of multi-component parameters, retention time, and/or peak shape.

P/C: P=Primary Result C=Confirmation Result X=Not Used CF=Calculated Calibration/Response Factor MC=Multi-Component

10A

PESTICIDES CONFIRMATION SUMMARY FOR SINGLE COMPONENT ANALYTES

CLIENT SAMPLE NO: FD-4 S-1

Lab Name: Phoenix Environmental Labs Client: NETC

Lab Code: Phoenix Lab File ID: 425A042 | 425B042 SDG No.: GBY06958

Lab SampleID: BY06975 Instrument ID: ECD4 Date Analyzed: 4/25/17 22:45

GC Column(A): CLP ID: 0.32 (mm) GC Column(B): Rtx-440 ID: 0.32 (mm)

ANALYTE	COL	RT	RT WINDOW FROM	RT WINDOW TO	CALCULATED CONC	CF	%RPD	*
Heptachlor	A	5.10	5.06	5.16	120	2.640	NC	
	B	5.70	5.64	5.74	150	2.316		
4,4' -DDT	A	7.38	7.35	7.49	350	1.697	0.0	
	B	8.34	8.31	8.45	350	1.566		

%RPD must be less than or equal to 40% (*) Criteria exceeded.

NC - (No Criteria) %RPD is not calculated when either result is less than 2 times the reporting level.

CF = Calculated Calibration/Response Factor

FORM X Pesticides

Client Id: FD-4 S-1

Software Version: 4.1<1L22>
Date: 4/26/17 11:25 AM
Sample Name : 06975 20xc cu
Data File   : E:\TC2017\ECD4\04-APR\425A042.RAW   Date: 4/25/17 10:45 PM
Sequence File: E:\TC2017\ECD4\04-APR\PEST_SEQ.SEQ   Cycle: 911   Channel : A
Instrument   : AUTO4-DUAL_ECD   Rack/Vial: 0/27   Operator: CE
Sample Amount   : 1.0000   Dilution Factor : 1.00

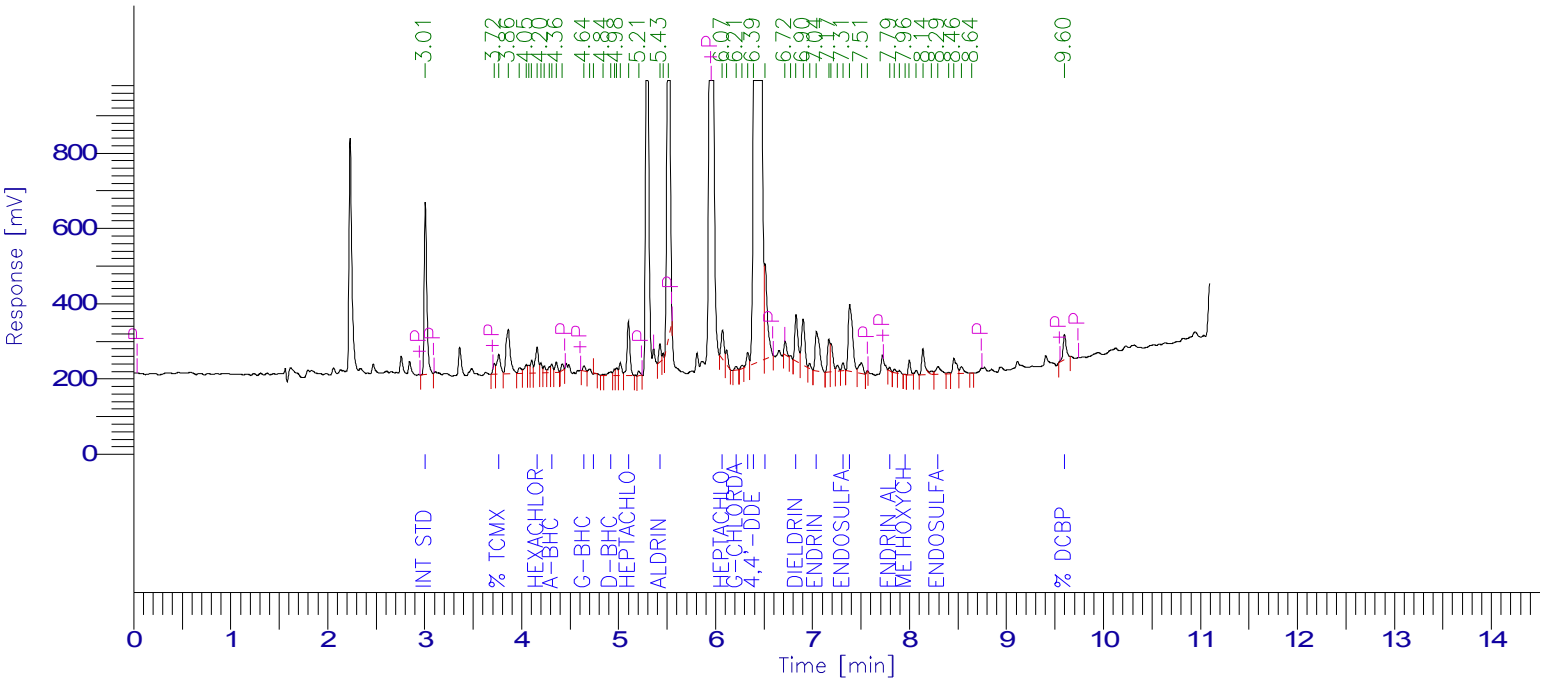

PESTICIDE REPORT

Peak #	Time [min]	Component Name	Raw Amount	Surrogate Recovery Multiplier TCMX & DCBP	Adjusted Amount for Labowrks	Area [µV·s]
1	3.007	Int Std	100.0000	250.0000	1.0000	100.0000	859474.73
3	3.765	% TCMX	14.2769	35.6923	1.0000	14.2769	132813.62
9	4.160	Hexachlorobenzene	6.2817	15.7042	1.0000	6.2817	154117.21
13	4.311	a-BHC	1.4176	3.5439	1.0000	1.4176	35219.01
16	4.644	g-BHC	0.8770	2.1926	1.0000	0.8770	23392.78
18	4.739	b-BHC	0.2530	0.6325	1.0000	0.2530	2434.08
20	4.920	d-BHC	1.1943	2.9857	1.0000	1.1943	28033.02
24	5.102	Heptachlor	12.9763	32.4407	1.0000	12.9763	294429.31
26	5.426	Aldrin	3.1026	7.7566	1.0000	3.1026	70774.17
29	6.072	Heptachlor epoxide	7.2948	18.2369	1.0000	7.2948	157568.80
31	6.211	g-Chlordane	0.6944	1.7361	1.0000	0.6944	16833.35
33	6.332	a-Chlordane	2.8961	7.2402	1.0000	2.8961	63911.90
34	6.393	4,4'-DDE	274.0300	685.0751	1.0000	274.0300	5076923.55
35	6.510	Endosulfan I	25.1640	62.9101	1.0000	25.1640	505268.02
38	6.831	Dieldrin	14.0328	35.0820	1.0000	14.0328	274986.52
41	7.041	Endrin	19.8508	49.6269	1.0000	19.8508	334419.93
0	7.088	4,4'-DDD	0.0000	0.0000	1.0000	0.0000	0.00
45	7.314	Endosulfan II	2.0149	5.0374	1.0000	2.0149	35450.16
46	7.383	4,4'-DDT	37.0686	92.6716	1.0000	37.0686	540645.94
49	7.794	Endrin aldehyde	0.8690	2.1726	1.0000	0.8690	12377.76
52	7.955	Methoxychlor	0.3546	0.8864	1.0000	0.3546	2527.11
0	8.181	Mirex	0.0000	0.0000	1.0000	0.0000	0.00
57	8.293	Endosulfan sulfate	5.4502	13.6254	1.0000	5.4502	82683.27
0	8.603	Endrin Ketone	0.0000	0.0000	1.0000	0.0000	0.00
62	9.598	% DCBP	12.2362	30.5905	1.0000	12.2362	147959.07
			1355.8397	25.0000	542.3359	8852243.32

Client Id: FD-4 S-1

Software Version: 4.1<1L22>
Date: 4/26/17 11:25 AM
Sample Name : 06975 20xc cu
Data File : E:\TC2017\ECD4\04-APR\425B042.RAW Date: 4/25/17 10:45 PM
Sequence File: E:\TC2017\ECD4\04-APR\PEST_SEQ.SEQ Cycle: 911 Channel : B
Instrument : AUTO4-DUAL_ECD Rack/Vial: 0/27 Operator: CE
Sample Amount : 1.0000 Dilution Factor : 1.00

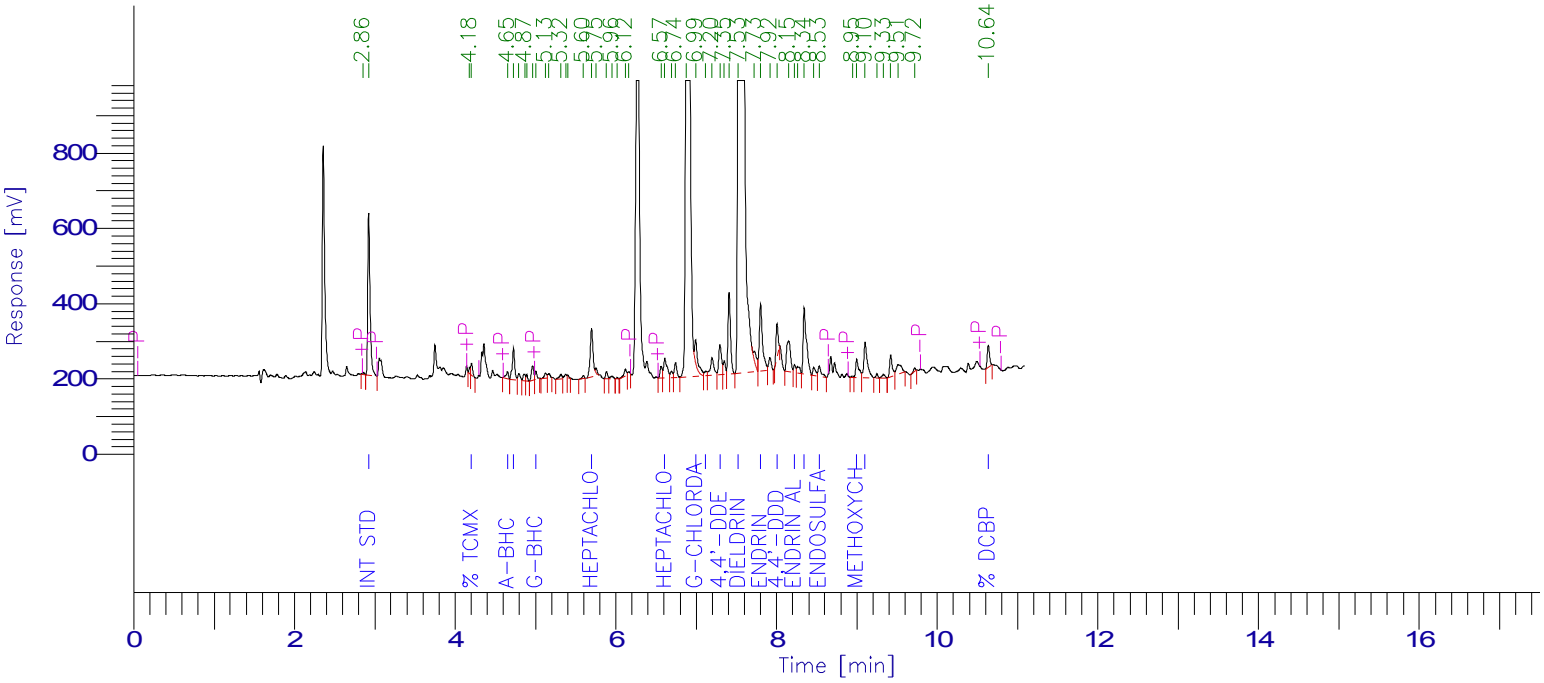

PESTICIDE REPORT

Peak #	Time [min]	Component Name	Raw Amount	Surrogate Recovery Multiplier TCMX & DCBP		Adjusted Amount for Labowrks	Area [µV·s]
2	2.923	Int Std	100.0000	250.0000	1.0000	100.0000	862374.50
4	4.205	% TCMX	6.2836	15.7091	1.0000	6.2836	49266.99
5	4.652	a-BHC	1.8783	4.6957	1.0000	1.8783	38085.62
6	4.726	Hexachlorobenzene	5.8886	14.7214	1.0000	5.8886	176963.53
11	5.006	g-BHC	1.8646	4.6614	1.0000	1.8646	35557.78
0	5.227	b-BHC	0.0000	0.0000	1.0000	0.0000	0.00
0	5.500	d-BHC	0.0000	0.0000	1.0000	0.0000	0.00
18	5.699	Heptachlor	16.3696	40.9241	1.0000	16.3696	326897.15
0	6.085	Aldrin	0.0000	0.0000	1.0000	0.0000	0.00
26	6.610	Heptachlor epoxide	6.6156	16.5391	1.0000	6.6156	151951.35
30	6.992	g-Chlordane	8.6145	21.5362	1.0000	8.6145	177472.60
0	7.063	a-Chlordane	0.0000	0.0000	1.0000	0.0000	0.00
31	7.118	Endosulfan I	1.7004	4.2509	1.0000	1.7004	29356.23
33	7.295	4,4'-DDE	11.0989	27.7472	1.0000	11.0989	201120.99
36	7.525	Dieldrin	295.3630	738.4075	1.0000	295.3630	5677744.86
38	7.801	Endrin	34.3538	85.8845	1.0000	34.3538	505301.39
40	8.007	4,4'-DDD	15.9067	39.7666	1.0000	15.9067	164535.35
0	8.058	Endosulfan II	0.0000	0.0000	1.0000	0.0000	0.00
42	8.224	Endrin aldehyde	2.9785	7.4462	1.0000	2.9785	37906.83
44	8.344	4,4'-DDT	37.5770	93.9425	1.0000	37.5770	507372.10
46	8.532	Endosulfan sulfate	5.0845	12.7113	1.0000	5.0845	78340.94
48	8.997	Methoxychlor	21.2515	53.1287	1.0000	21.2515	133389.29
49	9.102	Endrin Ketone	17.9070	44.7675	1.0000	17.9070	282018.70
0	9.628	Mirex	0.0000	0.0000	1.0000	0.0000	0.00
55	10.635	% DCBP	8.6690	21.6725	1.0000	8.6690	114448.51
				1498.5127	25.0000	599.4051	9550104.72

1D

PESTICIDE ORGANICS ANALYSIS DATA SHEET

CLIENT SAMPLE NO.

FD-1

Lab Name: Phoenix Environmental Client: NETC

Lab Code: Phoenix Instr: ECD4 Column.: CLP 0.32 SDG No.: GBY06958

Matrix: (soil/water) SOIL Lab Sample ID: BY06980

Sample wt/vol: 15.05 (g/mL) g Lab File ID: 501A010

% Moisture: 31 decanted: (Y/N) N Date Received: 04/19/17

Extraction: (SepF/Cont/ASE) 3545 Date Extracted: 04/28/17

Concentrated Extract Volume: 5000 (uL) Date Analyzed: 05/01/17

Injection Volume: 1 (ul) Dilution Factor: 10

CONCENTRATION UNITS:
(mg/L or mg/Kg) ug/Kg

CAS NO.	COMPOUND	CF	CONC	P/C	Q	MDL	PQL
319-84-6	alpha-BHC	NA	24	C	U	24	24
319-85-7	beta-BHC	NA	24	C	U	24	24
319-86-8	delta-BHC	NA	24	C	U	24	24
58-89-9	gamma-BHC (Lindane)	NA	9.6	C	U	9.6	9.6
76-44-8	Heptachlor	NA	24	C	U	24	24
309-00-2	Aldrin	NA	12	C	U	12	12
1024-57-3	Heptachlor Epoxide	NA	48	C	U	48	48
959-98-8	Endosulfan I	NA	48	C	U	48	48
60-57-1	Dieldrin	NA	12	C	U	12	12
72-55-9	4,4' -DDE	NA	72	C	U1	72	72
72-20-8	Endrin	NA	24	C	U	24	24
33213-65-9	Endosulfan II	NA	48	C	U	48	48
72-54-8	4,4' -DDD	1.583	120	C		14	14
1031-07-8	Endosulfan Sulfate	NA	48	C	U	48	48
50-29-3	4,4' -DDT	1.697	45	C		14	14
72-43-5	Methoxychlor	NA	240	C	U	240	240
53494-70-5	Endrin ketone	NA	48	C	U	48	48
7421-93-4	Endrin Aldehyde	NA	48	C	U	48	48
8001-35-2	Toxaphene	NA	960	C	U	960	960
5103-71-9	alpha-Chlordane	NA	24	C	U	24	24
5103-74-2	gamma-Chlordane	NA	24	C	U	24	24
57-74-9	Chlordane	NA	240	C	U	240	240
2051-24-3	Decachlorobiphenyl	1.407	76	C		%	%
877-09-8	Tetrachloro-m-xylene	1.082	62	C		%	%

72-54-8 Sample Result Calc: ((24.3025raw * 10df * 5fv) / (15.05wt-vol * 0.69%sol) = 120

Both channels need to have the compound detected for a concentration to be reported on either channel.
U1=Due to matrix interference and/or the presence of a large amount of non-target material, the reporting level for this compound has been elevated.
U2=The presence of this compound was not confirmed by the analyst based on the characteristic pattern matching of multi-component parameters, retention time, and/or peak shape.

P/C: P=Primary Result C=Confirmation Result X=Not Used CF=Calculated Calibration/Response Factor MC=Multi-Component

1D

PESTICIDE ORGANICS ANALYSIS DATA SHEET

CLIENT SAMPLE NO.

FD-1

Lab Name: Phoenix Environmental Client: NETC

Lab Code: Phoenix Instr: ECD4 Column.: Rtx-440 0.32 SDG No.: GBY06958

Matrix: (soil/water) SOIL Lab Sample ID: BY06980

Sample wt/vol: 15.05 (g/mL) g Lab File ID: 501B010

% Moisture: 31 decanted: (Y/N) N Date Received: 04/19/17

Extraction: (SepF/Cont/ASE) 3545 Date Extracted: 04/28/17

Concentrated Extract Volume: 5000 (uL) Date Analyzed: 05/01/17

Injection Volume: 1 (ul) Dilution Factor: 10

CONCENTRATION UNITS:
(mg/L or mg/Kg) ug/Kg

CAS NO.	COMPOUND	CF	CONC	P/C	Q	MDL	PQL
319-84-6	alpha-BHC	NA	24	P	U	24	24
319-85-7	beta-BHC	NA	24	P	U	24	24
319-86-8	delta-BHC	NA	24	P	U	24	24
58-89-9	gamma-BHC (Lindane)	NA	9.6	P	U	9.6	9.6
76-44-8	Heptachlor	NA	24	P	U	24	24
309-00-2	Aldrin	NA	12	P	U	12	12
1024-57-3	Heptachlor Epoxide	NA	48	P	U	48	48
959-98-8	Endosulfan I	NA	48	P	U	48	48
60-57-1	Dieldrin	NA	12	P	U	12	12
72-55-9	4,4' -DDE	NA	72	P	U1	72	72
72-20-8	Endrin	NA	24	P	U	24	24
33213-65-9	Endosulfan II	NA	48	P	U	48	48
72-54-8	4,4' -DDD	1.199	130	P		14	14
1031-07-8	Endosulfan Sulfate	NA	48	P	U	48	48
50-29-3	4,4' -DDT	1.566	46	P		14	14
72-43-5	Methoxychlor	NA	240	P	U	240	240
53494-70-5	Endrin ketone	NA	48	P	U	48	48
7421-93-4	Endrin Aldehyde	NA	48	P	U	48	48
8001-35-2	Toxaphene	NA	960	P	U	960	960
5103-71-9	alpha-Chlordane	NA	24	P	U	24	24
5103-74-2	gamma-Chlordane	NA	24	P	U	24	24
57-74-9	Chlordane	NA	240	P	U	240	240
2051-24-3	Decachlorobiphenyl	1.531	59	P		%	%
877-09-8	Tetrachloro-m-xylene	0.909	63	P		%	%

72-54-8 Sample Result Calc: ((27.7521raw * 10df * 5fv) / (15.05wt-vol * 0.69%sol) = 130

Both channels need to have the compound detected for a concentration to be reported on either channel.
U1=Due to matrix interference and/or the presence of a large amount of non-target material, the reporting level for this compound has been elevated.
U2=The presence of this compound was not confirmed by the analyst based on the characteristic pattern matching of multi-component parameters, retention time, and/or peak shape.

P/C: P=Primary Result C=Confirmation Result X=Not Used CF=Calculated Calibration/Response Factor MC=Multi-Component

FORM I PEST

10A

PESTICIDES CONFIRMATION SUMMARY FOR SINGLE COMPONENT ANALYTES

CLIENT SAMPLE NO

FD-1

Lab Name: Phoenix Environmental Labs Client: NETC

Lab Code: Phoenix Lab File ID: 501A010 | 501B010 SDG No.: GBY06958

Lab SampleID: BY06980 Instrument ID: ECD4 Date Analyzed: 5/1/17 11:17

GC Column(A): CLP ID: 0.32 (mm) GC Column(B): Rtx-440 ID: 0.32 (mm)

ANALYTE	COL	RT	RT WINDOW FROM	RT WINDOW TO	CALCULATED CONC	CF	%RPD	*
4,4' -DDD	A	7.05	7.02	7.16	120	1.583	8.0	
	B	8.02	7.91	8.05	130	1.199		
4,4' -DDT	A	7.38	7.35	7.49	45	1.697	2.2	
	B	8.42	8.31	8.45	46	1.566		

%RPD must be less than or equal to 40% (*) Criteria exceeded.

NC - (No Criteria) %RPD is not calculated when either result is less than 2 times the reporting level.

CF = Calculated Calibration/Response Factor

FORM X Pesticides

Client Id: FD-1

Software Version: 4.1<1L22>
Date: 5/1/17 11:33 AM
Sample Name : 06980 10xc cu
Data File   : E:\TC2017\ECD4\05-MAY\501A010.RAW   Date: 5/1/17 11:17 AM
Sequence File: E:\TC2017\ECD4\05-MAY\PEST_SEQ.SEQ   Cycle: 10   Channel : A
Instrument   : AUTO4-DUAL_ECD   Rack/Vial: 0/9   Operator: CE
Sample Amount   : 1.0000   Dilution Factor : 1.00

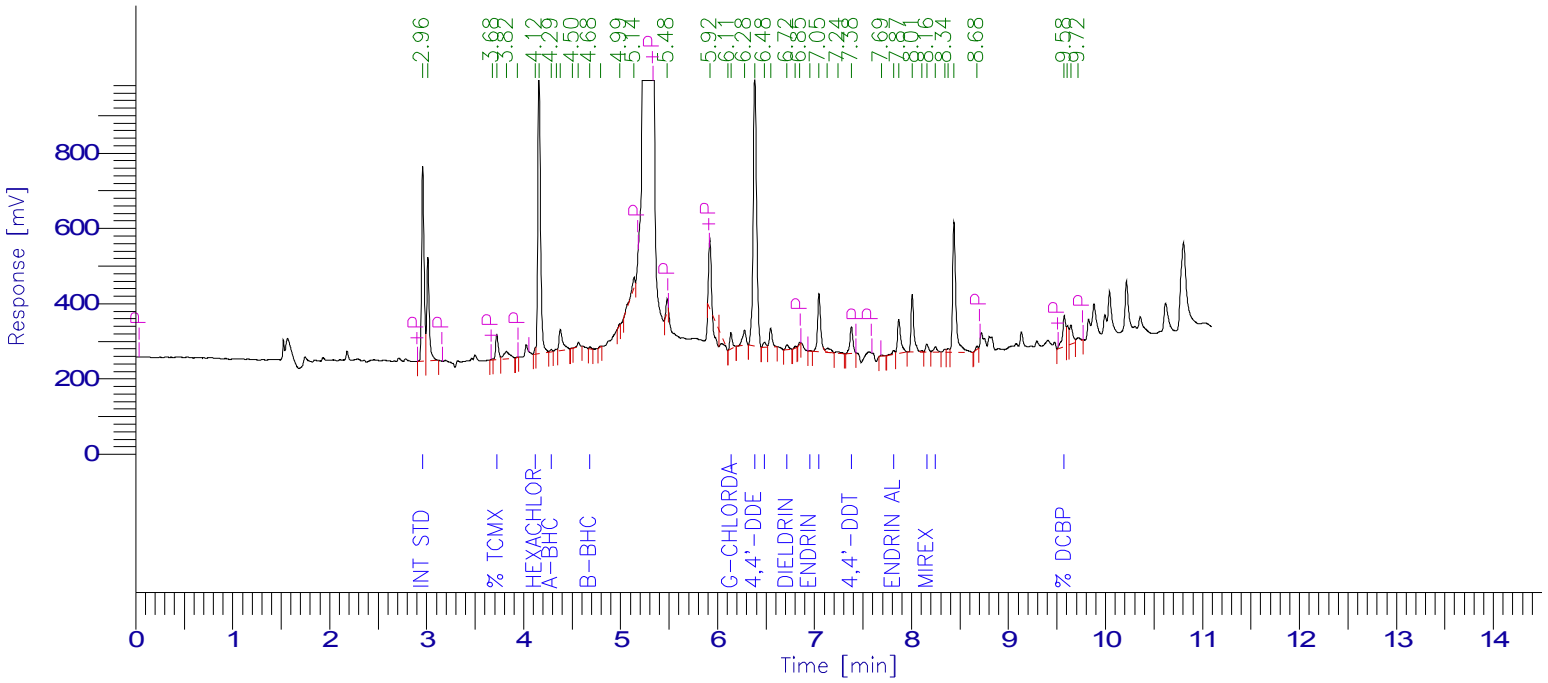

PESTICIDE REPORT

Peak #	Time [min]	Component Name	Raw Amount	Surrogate Recovery TCMX & DCBP	Multiplier	Adjusted Amount for Labowrks	Area [µV·s]
1	2.959	Int Std	100.0000	250.0000	1.0000	100.0000	917450.16
4	3.724	% TCMX	12.3061	30.7653	1.0000	12.3061	122202.03
7	4.121	Hexachlorobenzene	0.6873	1.7183	1.0000	0.6873	18000.96
9	4.286	a-BHC	0.3808	0.9519	1.0000	0.3808	10097.94
0	4.622	g-BHC	0.0000	0.0000	1.0000	0.0000	0.00
14	4.684	b-BHC	0.6730	1.6825	1.0000	0.6730	6911.91
0	4.883	d-BHC	0.0000	0.0000	1.0000	0.0000	0.00
0	5.087	Heptachlor	0.0000	0.0000	1.0000	0.0000	0.00
0	5.403	Aldrin	0.0000	0.0000	1.0000	0.0000	0.00
0	6.026	Heptachlor epoxide	0.0000	0.0000	1.0000	0.0000	0.00
21	6.138	g-Chlordane	3.1054	7.7635	1.0000	3.1054	80352.65
0	6.306	a-Chlordane	0.0000	0.0000	1.0000	0.0000	0.00
23	6.385	4,4'-DDE	91.3647	228.4118	1.0000	91.3647	1806884.03
24	6.483	Endosulfan I	1.3723	3.4308	1.0000	1.3723	29413.49
26	6.716	Dieldrin	1.2929	3.2324	1.0000	1.2929	27045.68
29	6.951	Endrin	0.1274	0.3184	1.0000	0.1274	2290.28
30	7.046	4,4'-DDD	24.3025	60.7562	1.0000	24.3025	352941.03
0	7.297	Endosulfan II	0.0000	0.0000	1.0000	0.0000	0.00
33	7.380	4,4'-DDT	9.3927	23.4818	1.0000	9.3927	146233.60
35	7.816	Endrin aldehyde	1.5988	3.9970	1.0000	1.5988	24307.86
0	7.950	Methoxychlor	0.0000	0.0000	1.0000	0.0000	0.00
39	8.158	Mirex	3.0536	7.6340	1.0000	3.0536	43294.08
40	8.246	Endosulfan sulfate	2.2054	5.5136	1.0000	2.2054	35715.25
0	8.582	Endrin Ketone	0.0000	0.0000	1.0000	0.0000	0.00
45	9.576	% DCBP	15.1303	37.8256	1.0000	15.1303	195294.50
			667.4831	25.0000		266.9932	3818435.46

Client Id: FD-1

Software Version: 4.1<1L22>
Date: 5/1/17 11:31 AM
Sample Name : 06980 10xc cu
Data File   : E:\TC2017\ECD4\05-MAY\501B010.RAW   Date: 5/1/17 11:17 AM
Sequence File: E:\TC2017\ECD4\05-MAY\PEST_SEQ.SEQ   Cycle: 10   Channel : B
Instrument   : AUTO4-DUAL_ECD   Rack/Vial: 0/9   Operator: CE
Sample Amount   : 1.0000   Dilution Factor : 1.00

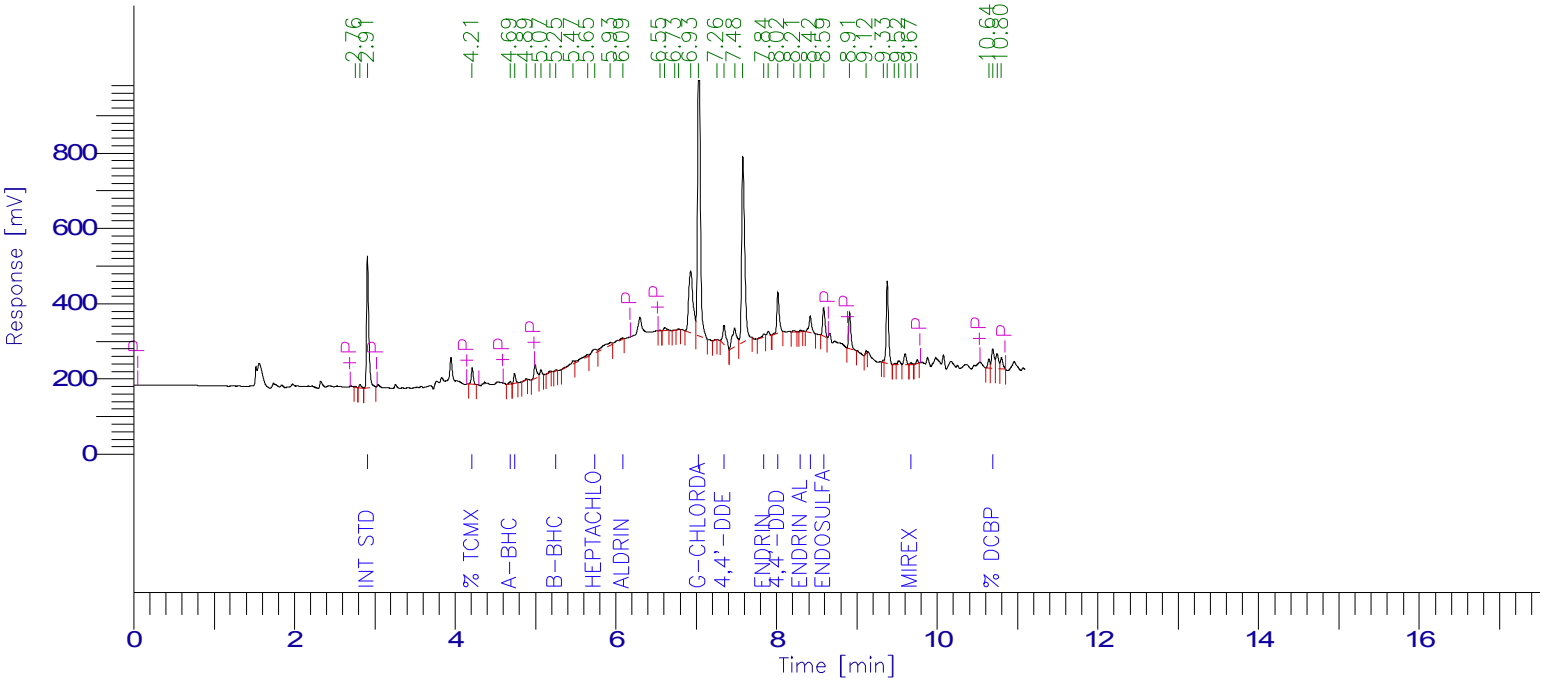

PESTICIDE REPORT

Peak #	Time [min]	Component Name	Raw Amount	Surrogate Recovery TCMX & DCBP	Multiplier	Adjusted Amount for Labowrks	Area [µV·s]
3	2.908	Int Std	100.0000	250.0000	1.0000	100.0000	671257.84
4	4.213	% TCMX	12.5735	31.4338	1.0000	12.5735	76735.29
5	4.685	a-BHC	0.7767	1.9418	1.0000	0.7767	12258.98
6	4.739	Hexachlorobenzene	1.8746	4.6864	1.0000	1.8746	43850.17
0	5.054	g-BHC	0.0000	0.0000	1.0000	0.0000	0.00
11	5.254	b-BHC	0.5863	1.4658	1.0000	0.5863	4199.22
0	5.529	d-BHC	0.0000	0.0000	1.0000	0.0000	0.00
14	5.739	Heptachlor	3.1137	7.7842	1.0000	3.1137	48399.51
16	6.085	Aldrin	1.6688	4.1719	1.0000	1.6688	28388.64
0	6.656	Heptachlor epoxide	0.0000	0.0000	1.0000	0.0000	0.00
22	7.032	g-Chlordane	113.7984	284.4959	1.0000	113.7984	1824865.62
0	7.114	a-Chlordane	0.0000	0.0000	1.0000	0.0000	0.00
0	7.166	Endosulfan I	0.0000	0.0000	1.0000	0.0000	0.00
24	7.347	4,4'-DDE	10.0453	25.1132	1.0000	10.0453	141688.42
0	7.532	Dieldrin	0.0000	0.0000	1.0000	0.0000	0.00
27	7.844	Endrin	2.4079	6.0198	1.0000	2.4079	27568.30
29	8.018	4,4'-DDD	27.7521	69.3802	1.0000	27.7521	223444.29
0	8.101	Endosulfan II	0.0000	0.0000	1.0000	0.0000	0.00
31	8.298	Endrin aldehyde	0.4807	1.2018	1.0000	0.4807	4762.16
32	8.419	4,4'-DDT	9.6422	24.1055	1.0000	9.6422	101338.22
33	8.587	Endosulfan sulfate	12.6984	31.7460	1.0000	12.6984	152293.22
0	9.038	Methoxychlor	0.0000	0.0000	1.0000	0.0000	0.00
0	9.138	Endrin Ketone	0.0000	0.0000	1.0000	0.0000	0.00
41	9.672	Mirex	0.9958	2.4894	1.0000	0.9958	9291.08
44	10.690	% DCBP	11.7919	29.4798	1.0000	11.7919	121177.04
				775.5157	25.0000	310.2063	3491518.00

6D
PESTICIDE INITIAL CALIBRATION OF SINGLE COMPONENT ANALYTES

Lab Name: Phoenix Environmental Client: NETC

Lab Code: Phoenix Case No.: SAS No.: SDG No.: GBY06958

Instrument ID: ECD35

GC Col A: CLP ID: 0.32 (mm) Date(s) Analyzed: 04/19/17 04/19/17

Method File: PS419AI

COMPOUND	RT OF STANDARDS			MEAN	RT WINDOW	
	LOW 419A025	MID 419A023	HIGH 419A021	RT	FROM	TO
alpha-BHC	4.34	4.34	4.33	4.34	4.28	4.38
beta-BHC	4.74	4.74	4.73	4.74	4.69	4.79
delta-BHC	4.92	4.92	4.91	4.92	4.87	4.97
gamma-BHC (Lindane)	4.66	4.66	4.65	4.66	4.61	4.71
Heptachlor	5.13	5.13	5.13	5.13	5.08	5.18
Aldrin	5.45	5.45	5.44	5.45	5.39	5.49
Heptachlor Epoxide	6.09	6.09	6.08	6.09	6.02	6.16
Endosulfan I	6.54	6.54	6.53	6.54	6.47	6.61
Dieldrin	6.82	6.82	6.81	6.82	6.75	6.89
4,4' -DDE	6.45	6.45	6.44	6.45	6.38	6.52
Endrin	7.11	7.11	7.10	7.11	7.04	7.18
Endosulfan II	7.38	7.38	7.37	7.38	7.31	7.45
4,4' -DDD	7.16	7.16	7.15	7.16	7.09	7.23
Endosulfan Sulfate	8.35	8.35	8.34	8.35	8.28	8.42
4,4' -DDT	7.50	7.50	7.48	7.49	7.42	7.56
Methoxychlor	8.05	8.05	8.04	8.05	7.97	8.11
Endrin ketone	8.68	8.68	8.66	8.67	8.60	8.74
Endrin Aldehyde	7.86	7.86	7.85	7.86	7.79	7.93
alpha-Chlordane	6.38	6.38	6.37	6.38	6.30	6.44
gamma-Chlordane	6.23	6.23	6.22	6.23	6.16	6.30
Decachlorobiphenyl	9.70	9.70	9.69	9.70	9.60	9.80
Tetrachloro-m-xylene	3.76	3.76	3.75	3.76	3.71	3.81

Retention time windows are ± 0.05 minutes for all compounds that elute before Heptachlor epoxide, ± 0.07 minutes for all other compounds, except ± 0.10 minutes for Decachlorobiphenyl.

FORM VI PEST

6D
PESTICIDE INITIAL CALIBRATION OF SINGLE COMPONENT ANALYTES

Lab Name: Phoenix Environmental Client: NETC

Lab Code: Phoenix Case No.: SAS No.: SDG No.: GBY06958

Instrument ID: ECD35

GC Col B: rtx-440 ID: 0.32 (mm) Date(s) Analyzed: 04/19/17 04/19/17

Method File: PS419BI

COMPOUND	RT OF STANDARDS			MEAN	RT WINDOW	
	LOW 419B025	MID 419B023	HIGH 419B021	RT	FROM	TO
alpha-BHC	4.66	4.66	4.65	4.66	4.61	4.71
beta-BHC	5.22	5.22	5.21	5.22	5.17	5.27
delta-BHC	5.49	5.49	5.48	5.49	5.43	5.53
gamma-BHC (Lindane)	5.01	5.01	5.00	5.01	4.96	5.06
Heptachlor	5.68	5.68	5.67	5.68	5.63	5.73
Aldrin	6.08	6.08	6.07	6.08	6.03	6.13
Heptachlor Epoxide	6.62	6.62	6.61	6.62	6.54	6.68
Endosulfan I	7.13	7.13	7.11	7.12	7.05	7.19
Dieldrin	7.50	7.50	7.49	7.50	7.42	7.56
4,4' -DDE	7.34	7.34	7.33	7.34	7.26	7.40
Endrin	7.79	7.79	7.78	7.79	7.71	7.85
Endosulfan II	8.07	8.07	8.05	8.06	7.99	8.13
4,4' -DDD	8.01	8.01	7.99	8.00	7.93	8.07
Endosulfan Sulfate	8.53	8.53	8.52	8.53	8.46	8.60
4,4' -DDT	8.41	8.41	8.40	8.41	8.33	8.47
Methoxychlor	9.01	9.01	9.00	9.01	8.94	9.08
Endrin ketone	9.10	9.10	9.08	9.09	9.02	9.16
Endrin Aldehyde	8.23	8.24	8.22	8.23	8.16	8.30
alpha-Chlordane	7.07	7.08	7.06	7.07	7.00	7.14
gamma-Chlordane	6.96	6.96	6.95	6.96	6.89	7.03
Decachlorobiphenyl	10.69	10.69	10.68	10.69	10.58	10.78
Tetrachloro-m-xylene	4.18	4.18	4.17	4.18	4.13	4.23

Retention time windows are ± 0.05 minutes for all compounds that elute before Heptachlor epoxide, ± 0.07 minutes for all other compounds, except ± 0.10 minutes for Decachlorobiphenyl.

FORM VI PEST

6E

PESTICIDE INITIAL CALIBRATION OF SINGLE COMPONENT ANALYTES (FACTORS)

Lab Name: Phoenix Environmental Client: NETC

Lab Code: Phoenix Case No.: SAS No.: SDG No.: GBY06958

Instr ID: ECD35 Levels: 8

GC Col A: ID: (mm) Analysis Dates: 04/19/17 - 04/19/17

Method File: PS419AI

CALIBRATION FACTORS

COMPOUND	Level 1 419A026	Level 2 419A025	Level 3 419A024	Level 4 419A023	Level 5 419A022	Level 6 419A021	Level 7 419A027	Level 8 419A028	MEAN	%RSD	*
alpha-BHC	3.148	2.977	2.742	2.510	2.507	2.512	3.253		2.807	11.39	
beta-BHC	1.164	1.233	1.098	0.999	0.976	0.944	0.792		1.029	14.39	
delta-BHC	2.892	2.683	2.563	2.353	2.280	2.275			2.508	9.95	
gamma-BHC (Lindane)	2.822	2.953	2.592	2.303	2.261	2.239	2.865	2.876	2.614	11.68	
Heptachlor	2.923	2.755	2.518	2.298	2.249	2.234			2.496	11.60	
Aldrin	2.675	2.515	2.309	2.110	2.061	2.044	3.002		2.388	15.14	
Heptachlor Epoxide	2.320	2.202	2.051	1.931	1.859	1.827			2.032	9.70	
Endosulfan I	2.080	2.038	1.951	1.845	1.762	1.725			1.900	7.69	
Dieldrin	2.188	2.101	1.980	1.860	1.805	1.757	2.406	1.940	2.005	10.85	
4,4' -DDE	1.908	1.843	1.800	1.699	1.632	1.609	1.958		1.779	7.61	
Endrin	1.851	1.798	1.737	1.637	1.549	1.557			1.688	7.49	
Endosulfan II	1.642	1.603	1.528	1.429	1.370	1.343			1.486	8.35	
4,4' -DDD	1.478	1.488	1.472	1.382	1.375	1.313	1.484		1.428	4.91	
Endosulfan Sulfate	1.357	1.098	1.050	0.989	1.003	0.988			1.081	13.12	
4,4' -DDT	1.470	1.427	1.404	1.343	1.294	1.286	1.575		1.400	7.36	
Methoxychlor	0.638	0.656	0.647	0.607	0.595	0.585			0.622	4.78	
Endrin ketone	1.722	1.358	1.313	1.230	1.183	1.156			1.327	15.69	
Endrin Aldehyde	1.165	1.164	1.163	1.095	1.055	1.034			1.113	5.36	
alpha-Chlordane	2.185	2.108	1.945	1.791	1.744	1.691	2.308		1.967	12.11	
gamma-Chlordane	2.273	2.171	2.034	1.892	1.825	1.801	2.418		2.059	11.51	
Decachlorobiphenyl	0.975	0.848	0.865	0.780	0.744	0.746			0.826	10.76	
Tetrachloro-m-xylene	1.742	1.632	1.544	1.446	1.420	1.403			1.531	8.80	

%RSD must be less than or equal 20.0% for all compounds. (*) Criteria exceeded.

FORM VI PEST

6E

PESTICIDE INITIAL CALIBRATION OF SINGLE COMPONENT ANALYTES (FACTORS)

Lab Name: Phoenix Environmental Client: NETC

Lab Code: Phoenix Case No.: SAS No.: SDG No.: GBY06958

Instr ID: ECD35 Levels: 8

GC Col B: ID: (mm) Analysis Dates: 04/19/17 - 04/19/17

Method File: PS419BI

CALIBRATION FACTORS

COMPOUND	Level 1 419B026	Level 2 419B025	Level 3 419B024	Level 4 419B023	Level 5 419B022	Level 6 419B021	Level 7 419B027	Level 8 419B028	MEAN	%RSD	*
alpha-BHC	3.022	2.848	2.617	2.530	2.524	2.255	3.341		2.734	13.30	
beta-BHC	1.233	1.137	1.026	0.968	0.924	0.899	0.951		1.020	12.03	
delta-BHC	2.809	2.797	2.563	2.468	2.331	2.221			2.531	9.50	
gamma-BHC (Lindane)	2.087	2.114	2.057	2.130	2.103	2.020	1.732	1.264	1.938	15.54	
Heptachlor	2.370	2.335	2.206	2.198	2.142	2.076			2.221	5.06	
Aldrin	2.243	2.220	2.118	2.062	1.999	1.997	2.386		2.146	6.69	
Heptachlor Epoxide	2.122	2.100	2.004	1.930	1.850	1.823			1.971	6.37	
Endosulfan I	1.702	1.860	1.764	1.759	1.733	1.693			1.752	3.45	
Dieldrin	2.016	1.888	1.777	1.736	1.668	1.652	2.210	1.964	1.864	10.35	
4,4' -DDE	1.792	1.876	1.695	1.625	1.561	1.544	1.719		1.688	7.18	
Endrin	1.801	1.622	1.506	1.481	1.413	1.396			1.537	9.94	
Endosulfan II	1.406	1.400	1.350	1.341	1.298	1.299			1.349	3.48	
4,4' -DDD	1.169	1.115	1.045	1.046	1.001	1.022	1.260		1.094	8.53	
Endosulfan Sulfate	1.218	1.228	1.140	1.093	1.040	1.034			1.126	7.55	
4,4' -DDT	0.980	1.082	1.062	1.058	1.023	1.026	1.136		1.052	4.70	
Methoxychlor	0.595	0.584	0.548	0.540	0.517	0.509			0.549	6.34	
Endrin ketone	1.408	1.336	1.222	1.179	1.139	1.127			1.235	9.18	
Endrin Aldehyde	1.217	1.170	1.077	1.012	0.983	1.021			1.080	8.75	
alpha-Chlordane	2.034	1.935	1.836	1.832	1.752	1.700	2.076		1.881	7.46	
gamma-Chlordane	2.118	2.138	1.945	1.901	1.840	1.819	2.188		1.993	7.63	
Decachlorobiphenyl	1.105	1.050	0.987	0.962	0.912	0.917			0.989	7.70	
Tetrachloro-m-xylene	1.187	1.101	1.035	0.986	0.962	0.949			1.037	8.91	

%RSD must be less than or equal 20.0% for all compounds. (*) Criteria exceeded.

FORM VI PEST

Turbochrom Method File : E:\TC2017\ECD35\04-APR\PS419AI.MTH
Created by : am on : 4/20/17 11:22 AM
Edited by : ce on : 4/20/17 11:29 AM
Description :

Number of Times Edited : 5
Number of Times Calibrated : 7680

Instrument Conditions :

Instrument Control Method:
Instrument name : AUTO_ECD35

Channel Parameters:
Data will be collected from both channels

Channel A signal source: DetA		Channel B signal source: DetB	
Analog Output	: INT	Analog Output	: INT
Attenuation	: -3	Attenuation	: -4
Offset	: 5.0 mV	Offset	: 5.0 mV

Delay Time : 0.00 min.
Run Time : 16.39 min.
Sampling Rate : 1.5625 pts/s

Autosampler Method:

Injection Volume	: 1.0 µl	Pre-Sequence Washes	: 1
Injection Speed	: NORM	Sample Washes	: 2
Viscosity Delay	: 0	Sample Pumps	: 4
Waste Vial	: 1	Solvent A Washes	: 4

Carriers Parameters:
Carrier A control : Press - PSIG
Initial Setpoint : 0.0 Initial Hold : 0.00 min

Carrier B control : NONE
Initial Setpoint : 0 Initial Hold : 0.00 min

Auxiliary Pneumatic 1 :
Auxiliary Pneumatic 1 setpoint : 0
Auxiliary Pneumatic 2 :
Auxiliary Pneumatic 2 setpoint : 0
Auxiliary Pneumatic 3 :
Auxiliary Pneumatic 3 setpoint : 0
Auxiliary Pneumatic 4 :
Auxiliary Pneumatic 4 setpoint : 0

Valve configuration and settings:

Valve 1	: NONE	Valve 2	: NONE
Valve 3	: NONE	Valve 4	: NONE
Valve 5	: NONE	Valve 6	: NONE

Detector Parameters:

Detector A : ECD		Detector B : ECD	
Range	: 1	Range	: 1

Time Constant : 200	Time Constant : 200
Autozero : OFF	Autozero : OFF
Ref Gas Flow : 30.0 mL/m	Ref Gas Flow : 30.0 mL/m
MkUp Gas Flow : 0.0 mL/m	MkUp Gas Flow : 0.0 mL/m

Heated Zones:

Injector A :
Injector A Setpoint : 250°
Injector B :
Injector B Setpoint : OFF
Detector A : 350°
Detector B : 350°
Auxiliary (NONE) : 0°

Oven Program:

Cryogenics : OFF
Initial Temp : 120° Maximum Temp : 350°
Initial Hold : 1.20 min Equilibration Time : 0.5 min
Ramp 1 : 27.8 °/min to 200°, hold for 0.00 min
Ramp 2 : 8.9 °/min to 230°, hold for 0.00 min
Ramp 3 : 18.2 °/min to 320°, hold for 4.00 min

Total Run Time : 16.39 min

Timed Events:

There are no timed events in the method

Real Time Plot Parameters :

Channel A -- Pages: 1 Offset: 0.000 mV Scale: 1000.000 mV
Channel B -- Pages: 1 Offset: 0.000 mV Scale: 1000.000 mV

Processing Parameters :

Bunch Factor : 1 points
Noise Threshold : 281 µV
Area Threshold : 1407.00 µV

Peak Separation Criteria
Width Ratio : 0.200
Valley-to-Peak Ratio : 0.010

Exponential Skim Criteria
Peak Height Ratio : 5.000
Adjusted Height Ratio : 4.000
Valley Height Ratio : 3.000

Baseline Timed Events :

Event #1 - -P at 0.030
Event #2 - +P at 2.920
Event #3 - -P at 3.133
Event #4 - +P at 3.677
Event #5 - -P at 4.414
Event #6 - +P at 4.618
Event #7 - S at 4.618

Event #8 - -P at 5.568
Event #9 - +P at 6.024
Event #10 - -P at 8.783
Event #11 - +P at 9.578
Event #12 - -P at 9.792

Annotated Replot Parameters :
No replot will be printed

Report Format files :
No report format files given

User Programs :
No user programs will be executed

Global Information :
Default Sample Volume : 1.000 ul
Quantitation Units :
Void Time : 0.000 min
Correct amounts during calibration : YES
Reject outliers during calibration : NO
An Internal Standard calibration will be used
Unknown peaks will be quantitated using a response factor of 1.000000e+06

Component Information :
Int Std
Component Type : Single Peak Component
Retention Time : 2.970 min Search Window: 1.00 s, 1.00 %
Reference Component:
Find peak closest to expected RT in window
Internal Standard :
Use Average Calibration Factor (Area ratio / Amount ratio)
User Values:
Label :
Value 1: 0.000000
Value 2: 0.000000
Value 3: 0.000000
Value 4: 0.000000
Value 5: 0.000000
Calibration Levels:

Level Name	Amount	Area	Height	ISTD Resp.	ISTD Amt.	# Replicates
1	100.0000	502225.02	242953.21	1.0000	1.0000	1
1a	100.0000	485633.73	242718.41	1.0000	1.0000	1
1G	100.0000	509906.69	253869.30	1.0000	1.0000	1
2	100.0000	511049.07	252124.02	1.0000	1.0000	1
3	100.0000	494555.54	246605.20	1.0000	1.0000	1
4	100.0000	504818.64	250527.86	1.0000	1.0000	1
5	100.0000	477041.63	229956.81	1.0000	1.0000	1
6	100.0000	478251.22	235825.52	1.0000	1.0000	1

Average Calibration Factor = 1.000000 (%RSD = 0.00)

% TCMX
Component Type : Single Peak Component
Retention Time : 3.755 min Search Window: 1.00 s, 1.00 %
Reference Component:
Find peak closest to expected RT in window

Internal Standard : Int Std
Use Average Calibration Factor (Area ratio / Amount ratio)
User Values:
Label :
Value 1: 0.000000
Value 2: 0.000000
Value 3: 0.000000
Value 4: 0.000000
Value 5: 0.000000
Calibration Levels:

Level Name	Amount	Area	Height	ISTD Resp.	ISTD Amt.	# Replicates
1	20.0000	174933.57	92406.37	0.3483	0.2000	1
2	40.0000	333603.17	170754.38	0.6528	0.4000	1
3	60.0000	458208.40	236882.84	0.9265	0.6000	1
4	80.0000	583869.21	301203.21	1.1566	0.8000	1
5	100.0000	677578.29	339950.60	1.4204	1.0000	1
6	120.0000	804935.49	404813.48	1.6831	1.2000	1

Average Calibration Factor = 1.531066 (%RSD = 8.80)

Hexachlorobenzene
Component Type : Single Peak Component
Retention Time : 4.159 min Search Window: 0.50 s, 0.50 %
Reference Component: % TCMX
Find peak closest to expected RT in window
Internal Standard : Int Std
Use Average Calibration Factor (Area ratio / Amount ratio)
User Values:
Label :
Value 1: 0.000000
Value 2: 0.000000
Value 3: 0.000000
Value 4: 0.000000
Value 5: 0.000000
Calibration Levels:

Level Name	Amount	Area	Height	ISTD Resp.	ISTD Amt.	# Replicates
2	10.0000	143797.76	72209.59	0.2814	0.1000	1
3	25.0000	291328.17	148394.93	0.5891	0.2500	1
4	50.0000	517315.31	265500.63	1.0248	0.5000	1
5	75.0000	718037.19	355596.64	1.5052	0.7500	1
6	100.0000	921734.77	458669.65	1.9273	1.0000	1

Average Calibration Factor = 2.230758 (%RSD = 16.33)

a-BHC
Component Type : Single Peak Component
Retention Time : 4.331 min Search Window: 0.50 s, 0.50 %
Reference Component: % TCMX
Find peak closest to expected RT in window
Internal Standard : Int Std
Use Average Calibration Factor (Area ratio / Amount ratio)
User Values:
Label :
Value 1: 0.000000
Value 2: 0.000000
Value 3: 0.000000
Value 4: 0.000000
Value 5: 0.000000
Calibration Levels:

Level Name	Amount	Area	Height	ISTD Resp.	ISTD Amt.	# Replicates
1a	2.5000	39496.23	22499.99	0.0813	0.0250	1
1	5.0000	79054.04	44400.47	0.1574	0.0500	1
2	10.0000	152140.12	84684.05	0.2977	0.1000	1
3	25.0000	339042.34	185458.99	0.6855	0.2500	1
4	50.0000	633594.87	342700.25	1.2551	0.5000	1
5	75.0000	897019.88	472577.84	1.8804	0.7500	1
6	100.0000	1201193.25	628856.52	2.5116	1.0000	1

Average Calibration Factor = 2.807077 (%RSD = 11.39)

g-BHC

Component Type : Single Peak Component
Retention Time : 4.651 min Search Window: 0.50 s, 0.50 %
Reference Component: % TCMX
Find peak closest to expected RT in window
Internal Standard : Int Std
Use Average Calibration Factor (Area ratio / Amount ratio)
User Values:
Label :
Value 1: 0.000000
Value 2: 0.000000
Value 3: 0.000000
Value 4: 0.000000
Value 5: 0.000000
Calibration Levels:

Level Name	Amount	Area	Height	ISTD Resp.	ISTD Amt.	# Replicates
1g	1.5000	21998.64	12470.47	0.0431	0.0150	1
1a	2.5000	34781.54	19716.21	0.0716	0.0250	1
1	5.0000	70862.84	39793.53	0.1411	0.0500	1
2	10.0000	150931.91	77410.56	0.2953	0.1000	1
3	25.0000	320456.08	167078.40	0.6480	0.2500	1
4	50.0000	581266.99	308000.10	1.1514	0.5000	1
5	75.0000	808959.30	417015.46	1.6958	0.7500	1
6	100.0000	1071004.60	553837.06	2.2394	1.0000	1

Average Calibration Factor = 2.613943 (%RSD = 11.68)

b-BHC

Component Type : Single Peak Component
Retention Time : 4.734 min Search Window: 0.50 s, 0.50 %
Reference Component: % TCMX
Find peak closest to expected RT in window
Internal Standard : Int Std
Use Average Calibration Factor (Area ratio / Amount ratio)
User Values:
Label :
Value 1: 0.000000
Value 2: 0.000000
Value 3: 0.000000
Value 4: 0.000000
Value 5: 0.000000
Calibration Levels:

Level Name	Amount	Area	Height	ISTD Resp.	ISTD Amt.	# Replicates
1a	2.5000	9617.08	5626.36	0.0198	0.0250	1
1	5.0000	29226.45	16541.21	0.0582	0.0500	1
2	10.0000	63028.97	33314.41	0.1233	0.1000	1
3	25.0000	135751.46	72526.90	0.2745	0.2500	1
4	50.0000	252082.75	131921.85	0.4994	0.5000	1
5	75.0000	349279.44	176305.10	0.7322	0.7500	1
6	100.0000	451565.61	227460.65	0.9442	1.0000	1

Average Calibration Factor = 1.029492 (%RSD = 14.39)

d-BHC
Component Type : Single Peak Component
Retention Time : 4.916 min Search Window: 0.50 s, 0.50 %
Reference Component: % TCMX
Find peak closest to expected RT in window
Internal Standard : Int Std
Use Average Calibration Factor (Area ratio / Amount ratio)
User Values:
Label :
Value 1: 0.000000
Value 2: 0.000000
Value 3: 0.000000
Value 4: 0.000000
Value 5: 0.000000
Calibration Levels:

Level Name	Amount	Area	Height	ISTD Resp.	ISTD Amt.	# Replicates
1	5.0000	72613.00	39291.69	0.1446	0.0500	1
2	10.0000	137120.32	74038.99	0.2683	0.1000	1
3	25.0000	316874.78	164502.23	0.6407	0.2500	1
4	50.0000	593972.80	306302.37	1.1766	0.5000	1
5	75.0000	815718.73	413836.17	1.7100	0.7500	1
6	100.0000	1087813.38	554457.33	2.2746	1.0000	1

Average Calibration Factor = 2.507564 (%RSD = 9.95)

Heptachlor
Component Type : Single Peak Component
Retention Time : 5.127 min Search Window: 0.50 s, 0.50 %
Reference Component: % TCMX
Find peak closest to expected RT in window
Internal Standard : Int Std
Use Average Calibration Factor (Area ratio / Amount ratio)
User Values:
Label :
Value 1: 0.000000
Value 2: 0.000000
Value 3: 0.000000
Value 4: 0.000000
Value 5: 0.000000
Calibration Levels:

Level Name	Amount	Area	Height	ISTD Resp.	ISTD Amt.	# Replicates
1	5.0000	73408.77	40070.10	0.1462	0.0500	1
2	10.0000	140806.16	75845.01	0.2755	0.1000	1
3	25.0000	311271.98	165498.97	0.6294	0.2500	1
4	50.0000	580067.71	306120.72	1.1491	0.5000	1
5	75.0000	804730.87	415381.27	1.6869	0.7500	1
6	100.0000	1068427.18	554136.40	2.2340	1.0000	1

Average Calibration Factor = 2.496258 (%RSD = 11.60)

Aldrin
Component Type : Single Peak Component
Retention Time : 5.438 min Search Window: 0.50 s, 0.50 %
Reference Component: % TCMX
Find peak closest to expected RT in window
Internal Standard : Int Std
Use Average Calibration Factor (Area ratio / Amount ratio)
User Values:
Label :

Value 1: 0.000000
Value 2: 0.000000
Value 3: 0.000000
Value 4: 0.000000
Value 5: 0.000000

Calibration Levels:

Level Name	Amount	Area	Height	ISTD Resp.	ISTD Amt.	# Replicates
1a	2.5000	36442.16	19340.14	0.0750	0.0250	1
1	5.0000	67167.81	35917.45	0.1337	0.0500	1
2	10.0000	128538.82	68181.71	0.2515	0.1000	1
3	25.0000	285460.88	148933.18	0.5772	0.2500	1
4	50.0000	532573.73	277170.36	1.0550	0.5000	1
5	75.0000	737314.93	378636.66	1.5456	0.7500	1
6	100.0000	977419.86	500463.20	2.0437	1.0000	1

Average Calibration Factor = 2.387849 (%RSD = 15.14)

Heptachlor epoxide

Component Type : Single Peak Component
Retention Time : 6.083 min Search Window: 0.50 s, 0.50 %
Reference Component:
Find peak closest to expected RT in window
Internal Standard : Int Std
Use Average Calibration Factor (Area ratio / Amount ratio)
User Values:
Label :
Value 1: 0.000000
Value 2: 0.000000
Value 3: 0.000000
Value 4: 0.000000
Value 5: 0.000000

Calibration Levels:

Level Name	Amount	Area	Height	ISTD Resp.	ISTD Amt.	# Replicates
1	5.0000	58254.22	29964.42	0.1160	0.0500	1
2	10.0000	112519.66	57905.51	0.2202	0.1000	1
3	25.0000	253635.54	127428.05	0.5129	0.2500	1
4	50.0000	487371.61	237683.30	0.9654	0.5000	1
5	75.0000	665225.97	325312.55	1.3945	0.7500	1
6	100.0000	873716.01	421821.89	1.8269	1.0000	1

Average Calibration Factor = 2.031682 (%RSD = 9.70)

g-Chlordane

Component Type : Single Peak Component
Retention Time : 6.222 min Search Window: 0.50 s, 0.50 %
Reference Component: Heptachlor epoxide
Find peak closest to expected RT in window
Internal Standard : Int Std
Use Average Calibration Factor (Area ratio / Amount ratio)
User Values:
Label :
Value 1: 0.000000
Value 2: 0.000000
Value 3: 0.000000
Value 4: 0.000000
Value 5: 0.000000

Calibration Levels:

Level Name	Amount	Area	Height	ISTD Resp.	ISTD Amt.	# Replicates
1a	2.5000	29360.74	14823.02	0.0605	0.0250	1
1	5.0000	[illegible]	[illegible]	0.1136	[illegible]	1

2	10.0000	110930.87	54882.55	0.2171	0.1000	1
3	25.0000	251503.16	122715.77	0.5085	0.2500	1
4	50.0000	477489.72	231731.35	0.9459	0.5000	1
5	75.0000	653047.22	312674.72	1.3690	0.7500	1
6	100.0000	861452.08	414464.83	1.8013	1.0000	1

Average Calibration Factor = 2.059196 (%RSD = 11.51)

a-Chlordane

Component Type : Single Peak Component
Retention Time : 6.371 min Search Window: 0.40 s, 0.30 %
Reference Component: Heptachlor epoxide
Find peak closest to expected RT in window
Internal Standard : Int Std
Use Average Calibration Factor (Area ratio / Amount ratio)
User Values:
Label :
Value 1: 0.000000
Value 2: 0.000000
Value 3: 0.000000
Value 4: 0.000000
Value 5: 0.000000
Calibration Levels:

Level Name	Amount	Area	Height	ISTD Resp.	ISTD Amt.	# Replicates
1a	2.5000	28020.63	14673.68	0.0577	0.0250	1
1	5.0000	54857.71	27752.59	0.1092	0.0500	1
2	10.0000	107727.10	53573.93	0.2108	0.1000	1
3	25.0000	240447.77	118785.13	0.4862	0.2500	1
4	50.0000	452169.22	219445.92	0.8957	0.5000	1
5	75.0000	624091.21	300793.92	1.3083	0.7500	1
6	100.0000	808717.50	394354.93	1.6910	1.0000	1

Average Calibration Factor = 1.967430 (%RSD = 12.11)

4,4'-DDE

Component Type : Single Peak Component
Retention Time : 6.442 min Search Window: 0.50 s, 0.50 %
Reference Component: Heptachlor epoxide
Find largest peak in window
Internal Standard : Int Std
Use Average Calibration Factor (Area ratio / Amount ratio)
User Values:
Label :
Value 1: 0.000000
Value 2: 0.000000
Value 3: 0.000000
Value 4: 0.000000
Value 5: 0.000000
Calibration Levels:

Level Name	Amount	Area	Height	ISTD Resp.	ISTD Amt.	# Replicates
1a	2.5000	23765.85	11908.65	0.0489	0.0250	1
1	5.0000	47918.82	22728.56	0.0954	0.0500	1
2	10.0000	94204.69	45434.69	0.1843	0.1000	1
3	25.0000	222599.42	105553.14	0.4501	0.2500	1
4	50.0000	428785.92	201888.10	0.8494	0.5000	1
5	75.0000	583985.22	274185.29	1.2242	0.7500	1
6	100.0000	769744.46	363104.61	1.6095	1.0000	1

Average Calibration Factor = 1.778578 (%RSD = 7.61)

Endosulfan I

Component Type : Single Peak Component

Retention Time : 6.534 min Search Window: 0.30 s, 0.30 %
Reference Component: Heptachlor epoxide
Find peak closest to expected RT in window
Internal Standard : Int Std
Use Average Calibration Factor (Area ratio / Amount ratio)
User Values:
Label :
Value 1: 0.000000
Value 2: 0.000000
Value 3: 0.000000
Value 4: 0.000000
Value 5: 0.000000
Calibration Levels:

Level Name	Amount	Area	Height	ISTD Resp.	ISTD Amt.	# Replicates
1	5.0000	52235.87	25397.99	0.1040	0.0500	1
2	10.0000	104130.79	49110.38	0.2038	0.1000	1
3	25.0000	241176.39	112530.72	0.4877	0.2500	1
4	50.0000	465705.04	209282.95	0.9225	0.5000	1
5	75.0000	630292.38	284358.65	1.3213	0.7500	1
6	100.0000	824965.10	369495.48	1.7250	1.0000	1

Average Calibration Factor = 1.900015 (%RSD = 7.69)

Dieldrin
Component Type : Single Peak Component
Retention Time : 6.813 min Search Window: 0.50 s, 0.50 %
Reference Component: Heptachlor epoxide
Find largest peak in window
Internal Standard : Int Std
Use Average Calibration Factor (Area ratio / Amount ratio)
User Values:
Label :
Value 1: 0.000000
Value 2: 0.000000
Value 3: 0.000000
Value 4: 0.000000
Value 5: 0.000000
Calibration Levels:

Level Name	Amount	Area	Height	ISTD Resp.	ISTD Amt.	# Replicates
1g	1.5000	14837.12	7770.19	0.0291	0.0150	1
1a	2.5000	29214.02	13735.53	0.0602	0.0250	1
1	5.0000	54951.73	26320.41	0.1094	0.0500	1
2	10.0000	107350.51	50961.87	0.2101	0.1000	1
3	25.0000	244826.43	117090.56	0.4950	0.2500	1
4	50.0000	469584.52	222719.03	0.9302	0.5000	1
5	75.0000	645678.47	300944.39	1.3535	0.7500	1
6	100.0000	840172.32	393640.69	1.7568	1.0000	1

Average Calibration Factor = 2.004631 (%RSD = 10.85)

Endrin Breakdown
Component Type : Named Group
Group Members:
Endrin
Endrin aldehyde
Endrin Ketone

Internal Standard : Int Std
Quantitation will be done using response factor = 1.000000e+06

Endrin
Component Type : Single Peak Component
Retention Time : 7.101 min Search Window: 0.50 s, 0.50 %
Reference Component:
Find largest peak in window
Internal Standard : Int Std
Use Average Calibration Factor (Area ratio / Amount ratio)
User Values:
Label :
Value 1: 0.000000
Value 2: 0.000000
Value 3: 0.000000
Value 4: 0.000000
Value 5: 0.000000
Calibration Levels:

Level Name	Amount	Area	Height	ISTD Resp.	ISTD Amt.	# Replicates
1	5.0000	46470.06	23403.09	0.0925	0.0500	1
2	10.0000	91899.52	44980.82	0.1798	0.1000	1
3	25.0000	214814.63	105582.54	0.4344	0.2500	1
4	50.0000	413167.83	198735.20	0.8184	0.5000	1
5	75.0000	554355.19	265599.37	1.1621	0.7500	1
6	100.0000	744743.51	352091.18	1.5572	1.0000	1

Average Calibration Factor = 1.688300 (%RSD = 7.49)

4,4'-DDD
Component Type : Single Peak Component
Retention Time : 7.155 min Search Window: 0.60 s, 0.50 %
Reference Component: Endrin
Find largest peak in window
Internal Standard : Int Std
Use Average Calibration Factor (Area ratio / Amount ratio)
User Values:
Label :
Value 1: 0.000000
Value 2: 0.000000
Value 3: 0.000000
Value 4: 0.000000
Value 5: 0.000000
Calibration Levels:

Level Name	Amount	Area	Height	ISTD Resp.	ISTD Amt.	# Replicates
1a	2.5000	18020.36	8455.15	0.0371	0.0250	1
1	5.0000	37125.39	17230.86	0.0739	0.0500	1
2	10.0000	76051.19	34314.10	0.1488	0.1000	1
3	25.0000	182036.50	81604.16	0.3681	0.2500	1
4	50.0000	348933.32	157050.23	0.6912	0.5000	1
5	75.0000	492015.32	212405.38	1.0314	0.7500	1
6	100.0000	627804.32	280915.47	1.3127	1.0000	1

Average Calibration Factor = 1.427640 (%RSD = 4.91)

Endosulfan II
Component Type : Single Peak Component
Retention Time : 7.375 min Search Window: 0.50 s, 0.50 %
Reference Component: Endrin
Find largest peak in window
Internal Standard : Int Std
Use Average Calibration Factor (Area ratio / Amount ratio)
User Values:
Label :

Value 1: 0.000000
Value 2: 0.000000
Value 3: 0.000000
Value 4: 0.000000
Value 5: 0.000000

Calibration Levels:

Level Name	Amount	Area	Height	ISTD Resp.	ISTD Amt.	# Replicates
1	5.0000	41230.46	19809.54	0.0821	0.0500	1
2	10.0000	81900.63	39346.27	0.1603	0.1000	1
3	25.0000	188875.05	89906.57	0.3819	0.2500	1
4	50.0000	360720.58	169160.79	0.7146	0.5000	1
5	75.0000	489986.72	228714.23	1.0271	0.7500	1
6	100.0000	642158.50	297362.94	1.3427	1.0000	1

Average Calibration Factor = 1.485582 (%RSD = 8.35)

DDT Breakdown

Component Type : Named Group

Group Members:

4,4'-DDE
4,4'-DDD
4,4'-DDT

Internal Standard : Int Std

Quantitation will be done using response factor = 1.000000e+06

4,4'-DDT

Component Type : Single Peak Component

Retention Time : 7.488 min Search Window: 0.50 s, 0.50 %

Reference Component: Endrin

Find largest peak in window

Internal Standard : Int Std

Use Average Calibration Factor (Area ratio / Amount ratio)

User Values:

Label :
Value 1: 0.000000
Value 2: 0.000000
Value 3: 0.000000
Value 4: 0.000000
Value 5: 0.000000

Calibration Levels:

Level Name	Amount	Area	Height	ISTD Resp.	ISTD Amt.	# Replicates
1a	2.5000	19127.01	9618.89	0.0394	0.0250	1
1	5.0000	36910.75	18646.54	0.0735	0.0500	1
2	10.0000	72931.61	36099.63	0.1427	0.1000	1
3	25.0000	173593.67	84578.22	0.3510	0.2500	1
4	50.0000	339092.32	162017.48	0.6717	0.5000	1
5	75.0000	463102.89	219489.48	0.9708	0.7500	1
6	100.0000	615111.51	287959.40	1.2862	1.0000	1

Average Calibration Factor = 1.400059 (%RSD = 7.36)

Endrin aldehyde

Component Type : Single Peak Component

Retention Time : 7.857 min Search Window: 0.50 s, 0.50 %

Reference Component: Endrin

Find largest peak in window

Internal Standard : Int Std

Use Average Calibration Factor (Area ratio / Amount ratio)

User Values:

Label :
Value 1: 0.000000
Value 2: 0.000000
Value 3: 0.000000
Value 4: 0.000000
Value 5: 0.000000

Calibration Levels:

Level Name	Amount	Area	Height	ISTD Resp.	ISTD Amt.	# Replicates
1	5.0000	29261.14	14658.96	0.0583	0.0500	1
2	10.0000	59489.60	29456.84	0.1164	0.1000	1
3	25.0000	143761.02	66403.97	0.2907	0.2500	1
4	50.0000	276408.36	127110.75	0.5475	0.5000	1
5	75.0000	377573.19	173570.19	0.7915	0.7500	1
6	100.0000	494311.40	225754.38	1.0336	1.0000	1

Average Calibration Factor = 1.112676 (%RSD = 5.36)

Methoxychlor

Component Type : Single Peak Component
Retention Time : 8.042 min Search Window: 0.30 s, 0.30 %
Reference Component: Endrin
Find largest peak in window
Internal Standard : Int Std
Use Average Calibration Factor (Area ratio / Amount ratio)
User Values:
Label :
Value 1: 0.000000
Value 2: 0.000000
Value 3: 0.000000
Value 4: 0.000000
Value 5: 0.000000

Calibration Levels:

Level Name	Amount	Area	Height	ISTD Resp.	ISTD Amt.	# Replicates
1	5.0000	16031.59	8189.96	0.0319	0.0500	1
2	10.0000	33542.67	16764.97	0.0656	0.1000	1
3	25.0000	80027.63	40437.04	0.1618	0.2500	1
4	50.0000	153323.70	76006.87	0.3037	0.5000	1
5	75.0000	212846.71	103467.84	0.4462	0.7500	1
6	100.0000	279740.95	134869.39	0.5849	1.0000	1

Average Calibration Factor = 0.621552 (%RSD = 4.78)

Mirex

Component Type : Single Peak Component
Retention Time : 8.248 min Search Window: 0.30 s, 0.30 %
Reference Component: Endrin
Find peak closest to expected RT in window
Internal Standard : Int Std
Use Average Calibration Factor (Area ratio / Amount ratio)
User Values:
Label :
Value 1: 0.000000
Value 2: 0.000000
Value 3: 0.000000
Value 4: 0.000000
Value 5: 0.000000

Calibration Levels:

Level Name	Amount	Area	Height	ISTD Resp.	ISTD Amt.	# Replicates
1g	1.5000	8115.70	3822.08	0.0159	0.0150	1
1a	2.5000	14377.25	7126.42	0.0296	0.0250	1

1	5.0000	27573.40	13556.86	0.0549	0.0500	1
2	10.0000	54612.61	26524.03	0.1069	0.1000	1
3	25.0000	121727.09	59399.12	0.2461	0.2500	1
4	50.0000	227817.77	110944.83	0.4513	0.5000	1
5	75.0000	313118.06	148845.21	0.6564	0.7500	1
6	100.0000	405918.18	191818.29	0.8488	1.0000	1

Average Calibration Factor = 1.002874 (%RSD = 11.92)

Endosulfan sulfate

Component Type : Single Peak Component
Retention Time : 8.347 min Search Window: 0.50 s, 0.50 %
Reference Component: Endrin
Find largest peak in window
Internal Standard : Int Std
Use Average Calibration Factor (Area ratio / Amount ratio)
User Values:
Label :
Value 1: 0.000000
Value 2: 0.000000
Value 3: 0.000000
Value 4: 0.000000
Value 5: 0.000000
Calibration Levels:

Level Name	Amount	Area	Height	ISTD Resp.	ISTD Amt.	# Replicates
1	5.0000	34075.67	14198.38	0.0678	0.0500	1
2	10.0000	56116.81	28244.47	0.1098	0.1000	1
3	25.0000	129880.89	63913.62	0.2626	0.2500	1
4	50.0000	249720.85	122313.80	0.4947	0.5000	1
5	75.0000	358956.43	166372.76	0.7525	0.7500	1
6	100.0000	472394.89	219583.05	0.9878	1.0000	1

Average Calibration Factor = 1.080989 (%RSD = 13.12)

Endrin Ketone

Component Type : Single Peak Component
Retention Time : 8.669 min Search Window: 0.30 s, 0.30 %
Reference Component: Endrin
Find largest peak in window
Internal Standard : Int Std
Use Average Calibration Factor (Area ratio / Amount ratio)
User Values:
Label :
Value 1: 0.000000
Value 2: 0.000000
Value 3: 0.000000
Value 4: 0.000000
Value 5: 0.000000
Calibration Levels:

Level Name	Amount	Area	Height	ISTD Resp.	ISTD Amt.	# Replicates
1	5.0000	43243.82	17710.94	0.0861	0.0500	1
2	10.0000	69382.05	33483.97	0.1358	0.1000	1
3	25.0000	162397.92	76129.12	0.3284	0.2500	1
4	50.0000	310350.12	142677.86	0.6148	0.5000	1
5	75.0000	423250.21	195748.03	0.8872	0.7500	1
6	100.0000	552879.16	255579.16	1.1560	1.0000	1

Average Calibration Factor = 1.326966 (%RSD = 15.69)

% DCBP

Component Type : Single Peak Component
Retention Time : 9.697 min Search Window: 1.00 s, 1.00 %

Reference Component: Endrin
Find largest peak in window
Internal Standard : Int Std
Use Average Calibration Factor (Area ratio / Amount ratio)
User Values:
Label :
Value 1: 0.000000
Value 2: 0.000000
Value 3: 0.000000
Value 4: 0.000000
Value 5: 0.000000
Calibration Levels:

Level Name	Amount	Area	Height	ISTD Resp.	ISTD Amt.	# Replicates
1	20.0000	97924.07	41248.42	0.1950	0.2000	1
2	40.0000	173398.43	78289.42	0.3393	0.4000	1
3	60.0000	256821.93	113557.43	0.5193	0.6000	1
4	80.0000	314870.52	143066.00	0.6237	0.8000	1
5	100.0000	354734.09	165504.29	0.7436	1.0000	1
6	120.0000	428240.07	196815.46	0.8954	1.2000	1

Average Calibration Factor = 0.826352 (%RSD = 10.76)

Calibration Replicate Lists:
Component: Int Std

Level : 1

Area	Height	Vol Adj Amt	ISTD Response	ISTD Amount	Date/Time	File
502225.02	242953.21	100.0000	1.0000	1.0000	4/20/17 11:29 AM	GEDIT.RS

Level : 1a

Area	Height	Vol Adj Amt	ISTD Response	ISTD Amount	Date/Time	File
485633.73	242718.41	100.0000	1.0000	1.0000	4/20/17 11:29 AM	GEDIT.RS

Level : 1G

Area	Height	Vol Adj Amt	ISTD Response	ISTD Amount	Date/Time	File
509906.69	253869.30	100.0000	1.0000	1.0000	4/20/17 11:29 AM	GEDIT.RS

Level : 2

Area	Height	Vol Adj Amt	ISTD Response	ISTD Amount	Date/Time	File
511049.07	252124.02	100.0000	1.0000	1.0000	4/20/17 11:26 AM	GEDIT.RS

Level : 3

Area	Height	Vol Adj Amt	ISTD Response	ISTD Amount	Date/Time	File
494555.54	246605.20	100.0000	1.0000	1.0000	4/20/17 11:26 AM	GEDIT.RS

Level : 4

Area	Height	Vol Adj Amt	ISTD Response	ISTD Amount	Date/Time	File
504818.64	250527.86	100.0000	1.0000	1.0000	4/20/17 11:26 AM	GEDIT.RS

Level : 5

Area	Height	Vol Adj Amt	ISTD Response	ISTD Amount	Date/Time	File

Area	Height	Vol Adj Amt	ISTD Response	ISTD Amount	Date/Time		File
477041.63	229956.81	100.0000	1.0000	1.0000	4/20/17	11:26 AM	GEDIT.RS

Level : 6

Area	Height	Vol Adj Amt	ISTD Response	ISTD Amount	Date/Time		File
478251.22	235825.52	100.0000	1.0000	1.0000	4/20/17	11:26 AM	GEDIT.RS

Component: % TCMX

Level : 1

Area	Height	Vol Adj Amt	ISTD Response	ISTD Amount	Date/Time		File
174933.57	92406.37	20.0000	0.3483	0.2000	4/20/17	11:29 AM	GEDIT.RS

Level : 2

Area	Height	Vol Adj Amt	ISTD Response	ISTD Amount	Date/Time		File
333603.17	170754.38	40.0000	0.6528	0.4000	4/20/17	11:26 AM	GEDIT.RS

Level : 3

Area	Height	Vol Adj Amt	ISTD Response	ISTD Amount	Date/Time		File
458208.40	236882.84	60.0000	0.9265	0.6000	4/20/17	11:26 AM	GEDIT.RS

Level : 4

Area	Height	Vol Adj Amt	ISTD Response	ISTD Amount	Date/Time		File
583869.21	301203.21	80.0000	1.1566	0.8000	4/20/17	11:26 AM	GEDIT.RS

Level : 5

Area	Height	Vol Adj Amt	ISTD Response	ISTD Amount	Date/Time		File
677578.29	339950.60	100.0000	1.4204	1.0000	4/20/17	11:26 AM	GEDIT.RS

Level : 6

Area	Height	Vol Adj Amt	ISTD Response	ISTD Amount	Date/Time		File
804935.49	404813.48	120.0000	1.6831	1.2000	4/20/17	11:26 AM	GEDIT.RS

Component: Hexachlorobenzene

Level : 2

Area	Height	Vol Adj Amt	ISTD Response	ISTD Amount	Date/Time		File
143797.76	72209.59	10.0000	0.2814	0.1000	4/20/17	11:26 AM	GEDIT.RS

Level : 3

Area	Height	Vol Adj Amt	ISTD Response	ISTD Amount	Date/Time		File
291328.17	148394.93	25.0000	0.5891	0.2500	4/20/17	11:26 AM	GEDIT.RS

Level : 4

Area	Height	Vol Adj Amt	ISTD Response	ISTD Amount	Date/Time		File
517315.31	265500.63	50.0000	1.0248	0.5000	4/20/17	11:26 AM	GEDIT.RS

Level : 5

Area	Height	Vol Adj Amt	ISTD Response	ISTD Amount	Date/Time		File
718037.19	355596.64	75.0000	1.5052	0.7500	4/20/17	11:26 AM	GEDIT.RS

Level : 6

Area	Height	Vol Adj Amt	ISTD Response	ISTD Amount	Date/Time		File
921734.77	458669.65	100.0000	1.9273	1.0000	4/20/17	11:26 AM	GEDIT.RS

Component: a-BHC

Level : 1a

Area	Height	Vol Adj Amt	ISTD Response	ISTD Amount	Date/Time		File
39496.23	22499.99	2.5000	0.0813	0.0250	4/20/17	11:29 AM	GEDIT.RS

Level : 1

Area	Height	Vol Adj Amt	ISTD Response	ISTD Amount	Date/Time		File
79054.04	44400.47	5.0000	0.1574	0.0500	4/20/17	11:29 AM	GEDIT.RS

Level : 2

Area	Height	Vol Adj Amt	ISTD Response	ISTD Amount	Date/Time		File
152140.12	84684.05	10.0000	0.2977	0.1000	4/20/17	11:26 AM	GEDIT.RS

Level : 3

Area	Height	Vol Adj Amt	ISTD Response	ISTD Amount	Date/Time		File
339042.34	185458.99	25.0000	0.6855	0.2500	4/20/17	11:26 AM	GEDIT.RS

Level : 4

Area	Height	Vol Adj Amt	ISTD Response	ISTD Amount	Date/Time		File
633594.87	342700.25	50.0000	1.2551	0.5000	4/20/17	11:26 AM	GEDIT.RS

Level : 5

Area	Height	Vol Adj Amt	ISTD Response	ISTD Amount	Date/Time		File
897019.88	472577.84	75.0000	1.8804	0.7500	4/20/17	11:26 AM	GEDIT.RS

Level : 6

Area	Height	Vol Adj Amt	ISTD Response	ISTD Amount	Date/Time		File
1201193.25	628856.52	100.0000	2.5116	1.0000	4/20/17	11:26 AM	GEDIT.RS

Component: g-BHC

Level : 1g

Area	Height	Vol Adj Amt	ISTD Response	ISTD Amount	Date/Time		File
21998.64	12470.47	1.5000	0.0431	0.0150	4/20/17	11:29 AM	GEDIT.RS

Level : 1a

Area	Height	Vol Adj Amt	ISTD Response	ISTD Amount	Date/Time		File
34781.54	19716.21	2.5000	0.0716	0.0250	4/20/17	11:29 AM	GEDIT.RS

Level : 1

Area	Height	Vol Adj Amt	ISTD Response	ISTD Amount	Date/Time		File
70862.84	39793.53	5.0000	0.1411	0.0500	4/20/17	11:29 AM	GEDIT.RS

Level : 2

Area	Height	Vol Adj Amt	ISTD Response	ISTD Amount	Date/Time		File
150931.91	77410.56	10.0000	0.2953	0.1000	4/20/17	11:26 AM	GEDIT.RS

Level : 3

Area	Height	Vol Adj Amt	ISTD Response	ISTD Amount	Date/Time		File
320456.08	167078.40	25.0000	0.6480	0.2500	4/20/17	11:26 AM	GEDIT.RS

Level : 4

Area	Height	Vol Adj Amt	ISTD Response	ISTD Amount	Date/Time		File
581266.99	308000.10	50.0000	1.1514	0.5000	4/20/17	11:26 AM	GEDIT.RS

Level : 5

Area	Height	Vol Adj Amt	ISTD Response	ISTD Amount	Date/Time		File
808959.30	417015.46	75.0000	1.6958	0.7500	4/20/17	11:26 AM	GEDIT.RS

Level : 6

Area	Height	Vol Adj Amt	ISTD Response	ISTD Amount	Date/Time		File
1071004.60	553837.06	100.0000	2.2394	1.0000	4/20/17	11:26 AM	GEDIT.RS

Component: b-BHC

Level : 1a

Area	Height	Vol Adj Amt	ISTD Response	ISTD Amount	Date/Time		File
9617.08	5626.36	2.5000	0.0198	0.0250	4/20/17	11:29 AM	GEDIT.RS

Level : 1

Area	Height	Vol Adj Amt	ISTD Response	ISTD Amount	Date/Time		File
29226.45	16541.21	5.0000	0.0582	0.0500	4/20/17	11:29 AM	GEDIT.RS

Level : 2

Area	Height	Vol Adj Amt	ISTD Response	ISTD Amount	Date/Time		File
63028.97	33314.41	10.0000	0.1233	0.1000	4/20/17	11:26 AM	GEDIT.RS

Level : 3

Area	Height	Vol Adj Amt	ISTD Response	ISTD Amount	Date/Time		File
135751.46	72526.90	25.0000	0.2745	0.2500	4/20/17	11:26 AM	GEDIT.RS

Level : 4

Area	Height	Vol Adj Amt	ISTD Response	ISTD Amount	Date/Time		File
252082.75	131921.85	50.0000	0.4994	0.5000	4/20/17	11:26 AM	GEDIT.RS

Level : 5

Area	Height	Vol Adj Amt	ISTD Response	ISTD Amount	Date/Time		File
349279.44	176305.10	75.0000	0.7322	0.7500	4/20/17	11:26 AM	GEDIT.RS

Level : 6

Area	Height	Vol Adj Amt	ISTD Response	ISTD Amount	Date/Time		File
451565.61	227460.65	100.0000	0.9442	1.0000	4/20/17	11:26 AM	GEDIT.RS

Component: d-BHC

Level : 1

Area	Height	Vol Adj Amt	ISTD Response	ISTD Amount	Date/Time		File
72613.00	39291.69	5.0000	0.1446	0.0500	4/20/17	11:29 AM	GEDIT.RS

Level : 2

Area	Height	Vol Adj Amt	ISTD Response	ISTD Amount	Date/Time		File
137120.32	74038.99	10.0000	0.2683	0.1000	4/20/17	11:26 AM	GEDIT.RS

Level : 3

Area	Height	Vol Adj Amt	ISTD Response	ISTD Amount	Date/Time		File
316874.78	164502.23	25.0000	0.6407	0.2500	4/20/17	11:26 AM	GEDIT.RS

Level : 4

Area	Height	Vol Adj Amt	ISTD Response	ISTD Amount	Date/Time		File
593972.80	306302.37	50.0000	1.1766	0.5000	4/20/17	11:26 AM	GEDIT.RS

Level : 5

Area	Height	Vol Adj Amt	ISTD Response	ISTD Amount	Date/Time		File
815718.73	413836.17	75.0000	1.7100	0.7500	4/20/17	11:26 AM	GEDIT.RS

Level : 6

Area	Height	Vol Adj Amt	ISTD Response	ISTD Amount	Date/Time		File
1087813.38	554457.33	100.0000	2.2746	1.0000	4/20/17	11:26 AM	GEDIT.RS

Component: Heptachlor

Level : 1

Area	Height	Vol Adj Amt	ISTD Response	ISTD Amount	Date/Time		File
73408.77	40070.10	5.0000	0.1462	0.0500	4/20/17	11:29 AM	GEDIT.RS

Level : 2

Area	Height	Vol Adj Amt	ISTD Response	ISTD Amount	Date/Time		File
140806.16	75845.01	10.0000	0.2755	0.1000	4/20/17	11:26 AM	GEDIT.RS

Level : 3

Area	Height	Vol Adj Amt	ISTD Response	ISTD Amount	Date/Time		File
311271.98	165498.97	25.0000	0.6294	0.2500	4/20/17	11:26 AM	GEDIT.RS

Level : 4

Area	Height	Vol Adj Amt	ISTD Response	ISTD Amount	Date/Time		File
580067.71	306120.72	50.0000	1.1491	0.5000	4/20/17	11:26 AM	GEDIT.RS

Level : 5

Area	Height	Vol Adj Amt	ISTD Response	ISTD Amount	Date/Time		File
804730.87	415381.27	75.0000	1.6869	0.7500	4/20/17	11:26 AM	GEDIT.RS

Level : 6

Area	Height	Vol Adj Amt	ISTD Response	ISTD Amount	Date/Time		File
1068427.18	554136.40	100.0000	2.2340	1.0000	4/20/17	11:26 AM	GEDIT.RS

Component: Aldrin

Level : 1a

Area	Height	Vol Adj Amt	ISTD Response	ISTD Amount	Date/Time		File
36442.16	19340.14	2.5000	0.0750	0.0250	4/20/17	11:29 AM	GEDIT.RS

Level : 1

Area	Height	Vol Adj Amt	ISTD Response	ISTD Amount	Date/Time		File
67167.81	35917.45	5.0000	0.1337	0.0500	4/20/17	11:29 AM	GEDIT.RS

Level : 2

Area	Height	Vol Adj Amt	ISTD Response	ISTD Amount	Date/Time		File
128538.82	68181.71	10.0000	0.2515	0.1000	4/20/17	11:26 AM	GEDIT.RS

Level : 3

Area	Height	Vol Adj Amt	ISTD Response	ISTD Amount	Date/Time		File
285460.88	148933.18	25.0000	0.5772	0.2500	4/20/17	11:26 AM	GEDIT.RS

Level : 4

Area	Height	Vol Adj Amt	ISTD Response	ISTD Amount	Date/Time		File
532573.73	277170.36	50.0000	1.0550	0.5000	4/20/17	11:26 AM	GEDIT.RS

Level : 5

Area	Height	Vol Adj Amt	ISTD Response	ISTD Amount	Date/Time		File
737314.93	378636.66	75.0000	1.5456	0.7500	4/20/17	11:26 AM	GEDIT.RS

Level : 6

Area	Height	Vol Adj Amt	ISTD Response	ISTD Amount	Date/Time		File
977419.86	500463.20	100.0000	2.0437	1.0000	4/20/17	11:26 AM	GEDIT.RS

Component: Heptachlor epoxide

Level : 1

Area	Height	Vol Adj Amt	ISTD Response	ISTD Amount	Date/Time		File
58254.22	29964.42	5.0000	0.1160	0.0500	4/20/17	11:29 AM	GEDIT.RS

Level : 2

Area	Height	Vol Adj Amt	ISTD Response	ISTD Amount	Date/Time		File
112519.66	57905.51	10.0000	0.2202	0.1000	4/20/17	11:26 AM	GEDIT.RS

Level : 3

Area	Height	Vol Adj Amt	ISTD Response	ISTD Amount	Date/Time		File
253635.54	127428.05	25.0000	0.5129	0.2500	4/20/17	11:26 AM	GEDIT.RS

Level : 4

Area	Height	Vol Adj Amt	ISTD Response	ISTD Amount	Date/Time		File
487371.61	237683.30	50.0000	0.9654	0.5000	4/20/17	11:26 AM	GEDIT.RS

Level : 5

Area	Height	Vol Adj Amt	ISTD Response	ISTD Amount	Date/Time		File
665225.97	325312.55	75.0000	1.3945	0.7500	4/20/17	11:26 AM	GEDIT.RS

Level : 6

Area	Height	Vol Adj Amt	ISTD Response	ISTD Amount	Date/Time		File
873716.01	421821.89	100.0000	1.8269	1.0000	4/20/17	11:26 AM	GEDIT.RS

Component: g-Chlordane

Level : 1a

Area	Height	Vol Adj Amt	ISTD Response	ISTD Amount	Date/Time		File
29360.74	14823.02	2.5000	0.0605	0.0250	4/20/17	11:29 AM	GEDIT.RS

Level : 1

Area	Height	Vol Adj Amt	ISTD Response	ISTD Amount	Date/Time		File
57076.67	28272.88	5.0000	0.1136	0.0500	4/20/17	11:29 AM	GEDIT.RS

Level : 2

Area	Height	Vol Adj Amt	ISTD Response	ISTD Amount	Date/Time		File
110930.87	54882.55	10.0000	0.2171	0.1000	4/20/17	11:26 AM	GEDIT.RS

Level : 3

Area	Height	Vol Adj Amt	ISTD Response	ISTD Amount	Date/Time		File
251503.16	122715.77	25.0000	0.5085	0.2500	4/20/17	11:26 AM	GEDIT.RS

Level : 4

Area	Height	Vol Adj Amt	ISTD Response	ISTD Amount	Date/Time		File
477489.72	231731.35	50.0000	0.9459	0.5000	4/20/17	11:26 AM	GEDIT.RS

Level : 5

Area	Height	Vol Adj Amt	ISTD Response	ISTD Amount	Date/Time		File
653047.22	312674.72	75.0000	1.3690	0.7500	4/20/17	11:26 AM	GEDIT.RS

Level : 6

Area	Height	Vol Adj Amt	ISTD Response	ISTD Amount	Date/Time		File
861452.08	414464.83	100.0000	1.8013	1.0000	4/20/17	11:26 AM	GEDIT.RS

Component: a-Chlordane

Level : 1a

Area	Height	Vol Adj Amt	ISTD Response	ISTD Amount	Date/Time		File
28020.63	14673.68	2.5000	0.0577	0.0250	4/20/17	11:29 AM	GEDIT.RS

Level : 1

Area	Height	Vol Adj Amt	ISTD Response	ISTD Amount	Date/Time		File
54857.71	27752.59	5.0000	0.1092	0.0500	4/20/17	11:29 AM	GEDIT.RS

Level : 2

Area	Height	Vol Adj Amt	ISTD Response	ISTD Amount	Date/Time		File
107727.10	53573.93	10.0000	0.2108	0.1000	4/20/17	11:26 AM	GEDIT.RS

Level : 3

Area	Height	Vol Adj Amt	ISTD Response	ISTD Amount	Date/Time		File
240447.77	118785.13	25.0000	0.4862	0.2500	4/20/17	11:26 AM	GEDIT.RS

Level : 4

Area	Height	Vol Adj Amt	ISTD Response	ISTD Amount	Date/Time		File
452169.22	219445.92	50.0000	0.8957	0.5000	4/20/17	11:26 AM	GEDIT.RS

Level : 5

Area	Height	Vol Adj Amt	ISTD Response	ISTD Amount	Date/Time		File
624091.21	300793.92	75.0000	1.3083	0.7500	4/20/17	11:26 AM	GEDIT.RS

Level : 6

Area	Height	Vol Adj Amt	ISTD Response	ISTD Amount	Date/Time		File
808717.50	394354.93	100.0000	1.6910	1.0000	4/20/17	11:26 AM	GEDIT.RS

Component: 4,4'-DDE

Level : 1a

Area	Height	Vol Adj Amt	ISTD Response	ISTD Amount	Date/Time	File
23765.85	11908.65	2.5000	0.0489	0.0250	4/20/17 11:29 AM	GEDIT.RS

Level : 1

Area	Height	Vol Adj Amt	ISTD Response	ISTD Amount	Date/Time	File
47918.82	22728.56	5.0000	0.0954	0.0500	4/20/17 11:29 AM	GEDIT.RS

Level : 2

Area	Height	Vol Adj Amt	ISTD Response	ISTD Amount	Date/Time	File
94204.69	45434.69	10.0000	0.1843	0.1000	4/20/17 11:26 AM	GEDIT.RS

Level : 3

Area	Height	Vol Adj Amt	ISTD Response	ISTD Amount	Date/Time	File
222599.42	105553.14	25.0000	0.4501	0.2500	4/20/17 11:26 AM	GEDIT.RS

Level : 4

Area	Height	Vol Adj Amt	ISTD Response	ISTD Amount	Date/Time	File
428785.92	201888.10	50.0000	0.8494	0.5000	4/20/17 11:26 AM	GEDIT.RS

Level : 5

Area	Height	Vol Adj Amt	ISTD Response	ISTD Amount	Date/Time	File
583985.22	274185.29	75.0000	1.2242	0.7500	4/20/17 11:26 AM	GEDIT.RS

Level : 6

Area	Height	Vol Adj Amt	ISTD Response	ISTD Amount	Date/Time	File
769744.46	363104.61	100.0000	1.6095	1.0000	4/20/17 11:26 AM	GEDIT.RS

Component: Endosulfan I

Level : 1

Area	Height	Vol Adj Amt	ISTD Response	ISTD Amount	Date/Time	File
52235.87	25397.99	5.0000	0.1040	0.0500	4/20/17 11:29 AM	GEDIT.RS

Level : 2

Area	Height	Vol Adj Amt	ISTD Response	ISTD Amount	Date/Time	File
104130.79	49110.38	10.0000	0.2038	0.1000	4/20/17 11:26 AM	GEDIT.RS

Level : 3

Area	Height	Vol Adj Amt	ISTD Response	ISTD Amount	Date/Time	File
241176.39	112530.72	25.0000	0.4877	0.2500	4/20/17 11:26 AM	GEDIT.RS

Level : 4

Area	Height	Vol Adj Amt	ISTD Response	ISTD Amount	Date/Time		File
465705.04	209282.95	50.0000	0.9225	0.5000	4/20/17	11:26 AM	GEDIT.RS

Level : 5

Area	Height	Vol Adj Amt	ISTD Response	ISTD Amount	Date/Time		File
630292.38	284358.65	75.0000	1.3213	0.7500	4/20/17	11:26 AM	GEDIT.RS

Level : 6

Area	Height	Vol Adj Amt	ISTD Response	ISTD Amount	Date/Time		File
824965.10	369495.48	100.0000	1.7250	1.0000	4/20/17	11:26 AM	GEDIT.RS

Component: Dieldrin

Level : 1g

Area	Height	Vol Adj Amt	ISTD Response	ISTD Amount	Date/Time		File
14837.12	7770.19	1.5000	0.0291	0.0150	4/20/17	11:29 AM	GEDIT.RS

Level : 1a

Area	Height	Vol Adj Amt	ISTD Response	ISTD Amount	Date/Time		File
29214.02	13735.53	2.5000	0.0602	0.0250	4/20/17	11:29 AM	GEDIT.RS

Level : 1

Area	Height	Vol Adj Amt	ISTD Response	ISTD Amount	Date/Time		File
54951.73	26320.41	5.0000	0.1094	0.0500	4/20/17	11:29 AM	GEDIT.RS

Level : 2

Area	Height	Vol Adj Amt	ISTD Response	ISTD Amount	Date/Time		File
107350.51	50961.87	10.0000	0.2101	0.1000	4/20/17	11:26 AM	GEDIT.RS

Level : 3

Area	Height	Vol Adj Amt	ISTD Response	ISTD Amount	Date/Time		File
244826.43	117090.56	25.0000	0.4950	0.2500	4/20/17	11:26 AM	GEDIT.RS

Level : 4

Area	Height	Vol Adj Amt	ISTD Response	ISTD Amount	Date/Time		File
469584.52	222719.03	50.0000	0.9302	0.5000	4/20/17	11:26 AM	GEDIT.RS

Level : 5

Area	Height	Vol Adj Amt	ISTD Response	ISTD Amount	Date/Time		File
645678.47	300944.39	75.0000	1.3535	0.7500	4/20/17	11:26 AM	GEDIT.RS

Level : 6

Area	Height	Vol Adj Amt	ISTD Response	ISTD Amount	Date/Time		File
840172.32	393640.69	100.0000	1.7568	1.0000	4/20/17	11:26 AM	GEDIT.RS

Component: Endrin Breakdown
This component has no calibration levels

Component: Endrin

Level : 1

Area	Height	Vol Adj Amt	ISTD Response	ISTD Amount	Date/Time	File
46470.06	23403.09	5.0000	0.0925	0.0500	4/20/17 11:29 AM	GEDIT.RS

Level : 2

Area	Height	Vol Adj Amt	ISTD Response	ISTD Amount	Date/Time	File
91899.52	44980.82	10.0000	0.1798	0.1000	4/20/17 11:26 AM	GEDIT.RS

Level : 3

Area	Height	Vol Adj Amt	ISTD Response	ISTD Amount	Date/Time	File
214814.63	105582.54	25.0000	0.4344	0.2500	4/20/17 11:26 AM	GEDIT.RS

Level : 4

Area	Height	Vol Adj Amt	ISTD Response	ISTD Amount	Date/Time	File
413167.83	198735.20	50.0000	0.8184	0.5000	4/20/17 11:26 AM	GEDIT.RS

Level : 5

Area	Height	Vol Adj Amt	ISTD Response	ISTD Amount	Date/Time	File
554355.19	265599.37	75.0000	1.1621	0.7500	4/20/17 11:26 AM	GEDIT.RS

Level : 6

Area	Height	Vol Adj Amt	ISTD Response	ISTD Amount	Date/Time	File
744743.51	352091.18	100.0000	1.5572	1.0000	4/20/17 11:26 AM	GEDIT.RS

Component: 4,4'-DDD

Level : 1a

Area	Height	Vol Adj Amt	ISTD Response	ISTD Amount	Date/Time	File
18020.36	8455.15	2.5000	0.0371	0.0250	4/20/17 11:29 AM	GEDIT.RS

Level : 1

Area	Height	Vol Adj Amt	ISTD Response	ISTD Amount	Date/Time	File
37125.39	17230.86	5.0000	0.0739	0.0500	4/20/17 11:29 AM	GEDIT.RS

Level : 2

Area	Height	Vol Adj Amt	ISTD Response	ISTD Amount	Date/Time	File
76051.19	34314.10	10.0000	0.1488	0.1000	4/20/17 11:26 AM	GEDIT.RS

Level : 3

Area	Height	Vol Adj Amt	ISTD Response	ISTD Amount	Date/Time	File

182036.50	81604.16	25.0000	0.3681	0.2500	4/20/17	11:26 AM	GEDIT.RS

Level : 4

Area	Height	Vol Adj Amt	ISTD Response	ISTD Amount	Date/Time		File
348933.32	157050.23	50.0000	0.6912	0.5000	4/20/17	11:26 AM	GEDIT.RS

Level : 5

Area	Height	Vol Adj Amt	ISTD Response	ISTD Amount	Date/Time		File
492015.32	212405.38	75.0000	1.0314	0.7500	4/20/17	11:26 AM	GEDIT.RS

Level : 6

Area	Height	Vol Adj Amt	ISTD Response	ISTD Amount	Date/Time		File
627804.32	280915.47	100.0000	1.3127	1.0000	4/20/17	11:26 AM	GEDIT.RS

Component: Endosulfan II

Level : 1

Area	Height	Vol Adj Amt	ISTD Response	ISTD Amount	Date/Time		File
41230.46	19809.54	5.0000	0.0821	0.0500	4/20/17	11:29 AM	GEDIT.RS

Level : 2

Area	Height	Vol Adj Amt	ISTD Response	ISTD Amount	Date/Time		File
81900.63	39346.27	10.0000	0.1603	0.1000	4/20/17	11:26 AM	GEDIT.RS

Level : 3

Area	Height	Vol Adj Amt	ISTD Response	ISTD Amount	Date/Time		File
188875.05	89906.57	25.0000	0.3819	0.2500	4/20/17	11:26 AM	GEDIT.RS

Level : 4

Area	Height	Vol Adj Amt	ISTD Response	ISTD Amount	Date/Time		File
360720.58	169160.79	50.0000	0.7146	0.5000	4/20/17	11:26 AM	GEDIT.RS

Level : 5

Area	Height	Vol Adj Amt	ISTD Response	ISTD Amount	Date/Time		File
489986.72	228714.23	75.0000	1.0271	0.7500	4/20/17	11:26 AM	GEDIT.RS

Level : 6

Area	Height	Vol Adj Amt	ISTD Response	ISTD Amount	Date/Time		File
642158.50	297362.94	100.0000	1.3427	1.0000	4/20/17	11:26 AM	GEDIT.RS

Component: DDT Breakdown

This component has no calibration levels

Component: 4,4'-DDT

Level : 1a

Area	Height	Vol Adj Amt	ISTD Response	ISTD Amount	Date/Time		File
19127.01	9618.89	2.5000	0.0394	0.0250	4/20/17	11:29 AM	GEDIT.RS

Level : 1

Area	Height	Vol Adj Amt	ISTD Response	ISTD Amount	Date/Time		File
36910.75	18646.54	5.0000	0.0735	0.0500	4/20/17	11:29 AM	GEDIT.RS

Level : 2

Area	Height	Vol Adj Amt	ISTD Response	ISTD Amount	Date/Time		File
72931.61	36099.63	10.0000	0.1427	0.1000	4/20/17	11:26 AM	GEDIT.RS

Level : 3

Area	Height	Vol Adj Amt	ISTD Response	ISTD Amount	Date/Time		File
173593.67	84578.22	25.0000	0.3510	0.2500	4/20/17	11:26 AM	GEDIT.RS

Level : 4

Area	Height	Vol Adj Amt	ISTD Response	ISTD Amount	Date/Time		File
339092.32	162017.48	50.0000	0.6717	0.5000	4/20/17	11:26 AM	GEDIT.RS

Level : 5

Area	Height	Vol Adj Amt	ISTD Response	ISTD Amount	Date/Time		File
463102.89	219489.48	75.0000	0.9708	0.7500	4/20/17	11:26 AM	GEDIT.RS

Level : 6

Area	Height	Vol Adj Amt	ISTD Response	ISTD Amount	Date/Time		File
615111.51	287959.40	100.0000	1.2862	1.0000	4/20/17	11:26 AM	GEDIT.RS

Component: Endrin aldehyde

Level : 1

Area	Height	Vol Adj Amt	ISTD Response	ISTD Amount	Date/Time		File
29261.14	14658.96	5.0000	0.0583	0.0500	4/20/17	11:29 AM	GEDIT.RS

Level : 2

Area	Height	Vol Adj Amt	ISTD Response	ISTD Amount	Date/Time		File
59489.60	29456.84	10.0000	0.1164	0.1000	4/20/17	11:26 AM	GEDIT.RS

Level : 3

Area	Height	Vol Adj Amt	ISTD Response	ISTD Amount	Date/Time		File
143761.02	66403.97	25.0000	0.2907	0.2500	4/20/17	11:26 AM	GEDIT.RS

Level : 4

Area	Height	Vol Adj Amt	ISTD Response	ISTD Amount	Date/Time		File
276408.36	127110.75	50.0000	0.5475	0.5000	4/20/17	11:26 AM	GEDIT.RS

Level : 5

Area	Height	Vol Adj Amt	ISTD Response	ISTD Amount	Date/Time		File
377573.19	173570.19	75.0000	0.7915	0.7500	4/20/17	11:26 AM	GEDIT.RS

Level : 6

Area	Height	Vol Adj Amt	ISTD Response	ISTD Amount	Date/Time		File
494311.40	225754.38	100.0000	1.0336	1.0000	4/20/17	11:26 AM	GEDIT.RS

Component: Methoxychlor

Level : 1

Area	Height	Vol Adj Amt	ISTD Response	ISTD Amount	Date/Time		File
16031.59	8189.96	5.0000	0.0319	0.0500	4/20/17	11:29 AM	GEDIT.RS

Level : 2

Area	Height	Vol Adj Amt	ISTD Response	ISTD Amount	Date/Time		File
33542.67	16764.97	10.0000	0.0656	0.1000	4/20/17	11:26 AM	GEDIT.RS

Level : 3

Area	Height	Vol Adj Amt	ISTD Response	ISTD Amount	Date/Time		File
80027.63	40437.04	25.0000	0.1618	0.2500	4/20/17	11:26 AM	GEDIT.RS

Level : 4

Area	Height	Vol Adj Amt	ISTD Response	ISTD Amount	Date/Time		File
153323.70	76006.87	50.0000	0.3037	0.5000	4/20/17	11:26 AM	GEDIT.RS

Level : 5

Area	Height	Vol Adj Amt	ISTD Response	ISTD Amount	Date/Time		File
212846.71	103467.84	75.0000	0.4462	0.7500	4/20/17	11:26 AM	GEDIT.RS

Level : 6

Area	Height	Vol Adj Amt	ISTD Response	ISTD Amount	Date/Time		File
279740.95	134869.39	100.0000	0.5849	1.0000	4/20/17	11:26 AM	GEDIT.RS

Component: Mirex

Level : 1g

Area	Height	Vol Adj Amt	ISTD Response	ISTD Amount	Date/Time		File
8115.70	3922.08	1.5000	0.0159	0.0150	4/20/17	11:29 AM	GEDIT.RS

Level : 1a

Area	Height	Vol Adj Amt	ISTD Response	ISTD Amount	Date/Time		File
14377.25	7126.42	2.5000	0.0296	0.0250	4/20/17	11:29 AM	GEDIT.RS

Level : 1

Area	Height	Vol Adj Amt	ISTD Response	ISTD Amount	Date/Time		File
27573.40	13556.86	5.0000	0.0549	0.0500	4/20/17	11:29 AM	GEDIT.RS

Level : 2

Area	Height	Vol Adj Amt	ISTD Response	ISTD Amount	Date/Time		File
54612.61	26524.03	10.0000	0.1069	0.1000	4/20/17	11:26 AM	GEDIT.RS

Level : 3

Area	Height	Vol Adj Amt	ISTD Response	ISTD Amount	Date/Time		File
121727.09	59399.12	25.0000	0.2461	0.2500	4/20/17	11:26 AM	GEDIT.RS

Level : 4

Area	Height	Vol Adj Amt	ISTD Response	ISTD Amount	Date/Time		File
227817.77	110944.83	50.0000	0.4513	0.5000	4/20/17	11:26 AM	GEDIT.RS

Level : 5

Area	Height	Vol Adj Amt	ISTD Response	ISTD Amount	Date/Time		File
313118.06	148845.21	75.0000	0.6564	0.7500	4/20/17	11:26 AM	GEDIT.RS

Level : 6

Area	Height	Vol Adj Amt	ISTD Response	ISTD Amount	Date/Time		File
405918.18	191818.29	100.0000	0.8488	1.0000	4/20/17	11:26 AM	GEDIT.RS

Component: Endosulfan sulfate

Level : 1

Area	Height	Vol Adj Amt	ISTD Response	ISTD Amount	Date/Time		File
34075.67	14198.38	5.0000	0.0678	0.0500	4/20/17	11:29 AM	GEDIT.RS

Level : 2

Area	Height	Vol Adj Amt	ISTD Response	ISTD Amount	Date/Time		File
56116.81	28244.47	10.0000	0.1098	0.1000	4/20/17	11:26 AM	GEDIT.RS

Level : 3

Area	Height	Vol Adj Amt	ISTD Response	ISTD Amount	Date/Time		File
129880.89	63913.62	25.0000	0.2626	0.2500	4/20/17	11:26 AM	GEDIT.RS

Level : 4

Area	Height	Vol Adj Amt	ISTD Response	ISTD Amount	Date/Time		File
249720.85	122313.80	50.0000	0.4947	0.5000	4/20/17	11:26 AM	GEDIT.RS

Level : 5

Area	Height	Vol Adj Amt	ISTD Response	ISTD Amount	Date/Time		File
358956.43	166372.76	75.0000	0.7525	0.7500	4/20/17	11:26 AM	GEDIT.RS

Level : 6

Area	Height	Vol Adj Amt	ISTD Response	ISTD Amount	Date/Time		File
472394.89	219583.05	100.0000	0.9878	1.0000	4/20/17	11:26 AM	GEDIT.RS

Component: Endrin Ketone

Level : 1

Area	Height	Vol Adj Amt	ISTD Response	ISTD Amount	Date/Time		File
43243.82	17710.94	5.0000	0.0861	0.0500	4/20/17	11:29 AM	GEDIT.RS

Level : 2

Area	Height	Vol Adj Amt	ISTD Response	ISTD Amount	Date/Time		File
69382.05	33483.97	10.0000	0.1358	0.1000	4/20/17	11:26 AM	GEDIT.RS

Level : 3

Area	Height	Vol Adj Amt	ISTD Response	ISTD Amount	Date/Time		File
162397.92	76129.12	25.0000	0.3284	0.2500	4/20/17	11:26 AM	GEDIT.RS

Level : 4

Area	Height	Vol Adj Amt	ISTD Response	ISTD Amount	Date/Time		File
310350.12	142677.86	50.0000	0.6148	0.5000	4/20/17	11:26 AM	GEDIT.RS

Level : 5

Area	Height	Vol Adj Amt	ISTD Response	ISTD Amount	Date/Time		File
423250.21	195748.03	75.0000	0.8872	0.7500	4/20/17	11:26 AM	GEDIT.RS

Level : 6

Area	Height	Vol Adj Amt	ISTD Response	ISTD Amount	Date/Time		File
552879.16	255579.16	100.0000	1.1560	1.0000	4/20/17	11:26 AM	GEDIT.RS

Component: % DCBP

Level : 1

Area	Height	Vol Adj Amt	ISTD Response	ISTD Amount	Date/Time		File
97924.07	41248.42	20.0000	0.1950	0.2000	4/20/17	11:29 AM	GEDIT.RS

Level : 2

Area	Height	Vol Adj Amt	ISTD Response	ISTD Amount	Date/Time		File
173398.43	78289.42	40.0000	0.3393	0.4000	4/20/17	11:26 AM	GEDIT.RS

Level : 3

Area	Height	Vol Adj Amt	ISTD Response	ISTD Amount	Date/Time		File
256821.93	113557.43	60.0000	0.5193	0.6000	4/20/17	11:26 AM	GEDIT.RS

Level : 4

Area	Height	Vol Adj Amt	ISTD Response	ISTD Amount	Date/Time		File
314870.52	143066.00	80.0000	0.6237	0.8000	4/20/17	11:26 AM	GEDIT.RS

Level : 5

Area	Height	Vol Adj Amt	ISTD Response	ISTD Amount	Date/Time		File
354734.09	165504.29	100.0000	0.7436	1.0000	4/20/17	11:26 AM	GEDIT.RS

Level : 6

Area	Height	Vol Adj Amt	ISTD Response	ISTD Amount	Date/Time		File
428240.07	196815.46	120.0000	0.8954	1.2000	4/20/17	11:26 AM	GEDIT.RS

Turbochrom Method File : E:\TC2017\ECD35\04-APR\PS419BI.MTH
Created by : am on : 4/20/17 11:15 AM
Edited by : ce on : 4/20/17 11:22 AM
Description :

Number of Times Edited : 5
Number of Times Calibrated : 7393

Instrument Conditions :

Instrument Control Method:
Instrument name : AUTO4-DUAL_ECD

Channel Parameters:
Data will be collected from both channels

Channel A signal source: DetA		Channel B signal source: DetB	
Analog Output	: INT	Analog Output	: INT
Attenuation	: -3	Attenuation	: -4
Offset	: 5.0 mV	Offset	: 5.0 mV

Delay Time : 0.00 min.
Run Time : 16.39 min.
Sampling Rate : 1.5625 pts/s

Autosampler Method:

Injection Volume	: 1.0 µl	Pre-Sequence Washes	: 1
Injection Speed	: NORM	Sample Washes	: 2
Viscosity Delay	: 0	Sample Pumps	: 4
Waste Vial	: 1	Solvent A Washes	: 4

Carriers Parameters:
Carrier A control : Press - PSIG
Initial Setpoint : 0.0 Initial Hold : 0.00 min

Carrier B control : Flow - He
Initial Setpoint : 0.0 Initial Hold : 0.00 min

Auxiliary Pneumatic 1 :
Auxiliary Pneumatic 1 setpoint : 0
Auxiliary Pneumatic 2 :
Auxiliary Pneumatic 2 setpoint : 0
Auxiliary Pneumatic 3 :
Auxiliary Pneumatic 3 setpoint : 0
Auxiliary Pneumatic 4 :
Auxiliary Pneumatic 4 setpoint : 0

Valve configuration and settings:

Valve 1	: SPLIT OFF	Valve 2	: NONE
Valve 3	: NONE	Valve 4	: NONE
Valve 5	: NONE	Valve 6	: NONE

Detector Parameters:

Detector A : ECD		Detector B : ECD	
Range	: 1	Range	: 1

Time Constant : 200	Time Constant : 200
Autozero : OFF	Autozero : OFF
Ref Gas Flow : 30.0 mL/m	Ref Gas Flow : 30.0 mL/m
MkUp Gas Flow : 0.0 mL/m	MkUp Gas Flow : 0.0 mL/m

Heated Zones:

Injector A :
Injector A Setpoint : 250°
Injector B :
Injector B Setpoint : OFF
Detector A : 350°
Detector B : 350°
Auxiliary (NONE) : 0°

Oven Program:

Cryogenics : OFF
Initial Temp : 120° Maximum Temp : 350°
Initial Hold : 1.20 min Equilibration Time : 0.5 min
Ramp 1 : 27.8 °/min to 200°, hold for 0.00 min
Ramp 2 : 8.9 °/min to 230°, hold for 0.00 min
Ramp 3 : 18.2 °/min to 320°, hold for 4.00 min

Total Run Time : 16.39 min

Timed Events:

There are no timed events in the method

Real Time Plot Parameters :

Channel A -- Pages: 1 Offset: 0.000 mV Scale: 1000.000 mV
Channel B -- Pages: 1 Offset: 0.000 mV Scale: 1000.000 mV

Processing Parameters :

Bunch Factor : 1 points
Noise Threshold : 864 µV
Area Threshold : 4319.00 µV

Peak Separation Criteria
Width Ratio : 0.200
Valley-to-Peak Ratio : 0.010

Exponential Skim Criteria
Peak Height Ratio : 5.000
Adjusted Height Ratio : 4.000
Valley Height Ratio : 3.000

Baseline Timed Events :

Event #1 - -P at 0.054
Event #2 - +P at 2.735
Event #3 - -P at 2.956
Event #4 - +P at 4.060
Event #5 - -P at 4.259
Event #6 - +P at 4.553
Event #7 - -P at 6.172

Event #8 - +P at 6.532
Event #9 - -P at 9.754
Event #10 - +P at 10.564
Event #11 - -P at 10.836

Annotated Replot Parameters :
No replot will be printed

Report Format files :
No report format files given

User Programs :
No user programs will be executed

Global Information :
Default Sample Volume : 1.000 ul
Quantitation Units :
Void Time : 0.000 min
Correct amounts during calibration : YES
Reject outliers during calibration : NO
An Internal Standard calibration will be used
Unknown peaks will be quantitated using a response factor of 1.000000e+06

Component Information :
Int Std
Component Type : Single Peak Component
Retention Time : 2.862 min Search Window: 1.00 s, 1.00 %
Reference Component:
Find peak closest to expected RT in window
Internal Standard :
Use Average Calibration Factor (Area ratio / Amount ratio)
User Values:
Label :
Value 1: 0.000000
Value 2: 0.000000
Value 3: 0.000000
Value 4: 0.000000
Value 5: 0.000000
Calibration Levels:

Level Name	Amount	Area	Height	ISTD Resp.	ISTD Amt.	# Replicates
1	100.0000	879232.19	414735.67	1.0000	1.0000	1
1A	100.0000	854534.37	407196.70	1.0000	1.0000	1
1G	100.0000	893006.22	421031.24	1.0000	1.0000	1
2	100.0000	888374.74	423859.07	1.0000	1.0000	1
3	100.0000	878063.24	423636.14	1.0000	1.0000	1
4	100.0000	870868.94	426872.26	1.0000	1.0000	1
5	100.0000	833880.83	397344.79	1.0000	1.0000	1
6	100.0000	831502.02	394601.42	1.0000	1.0000	1

Average Calibration Factor = 1.000000 (%RSD = 0.00)

% TCMX
Component Type : Single Peak Component
Retention Time : 4.173 min Search Window: 1.00 s, 1.00 %
Reference Component:
Find peak closest to expected RT in window
Internal Standard : Int Std

Use Average Calibration Factor (Area ratio / Amount ratio)
User Values:
Label :
Value 1: 0.000000
Value 2: 0.000000
Value 3: 0.000000
Value 4: 0.000000
Value 5: 0.000000
Calibration Levels:

Level Name	Amount	Area	Height	ISTD Resp.	ISTD Amt.	# Replicates
1	20.0000	208744.82	110230.01	0.2374	0.2000	1
2	40.0000	391205.70	203355.59	0.4404	0.4000	1
3	60.0000	545292.90	282692.76	0.6210	0.6000	1
4	80.0000	687205.90	356239.54	0.7891	0.8000	1
5	100.0000	802085.15	407227.76	0.9619	1.0000	1
6	120.0000	946547.37	473840.29	1.1384	1.2000	1

Average Calibration Factor = 1.036650 (%RSD = 8.91)

a-BHC
Component Type : Single Peak Component
Retention Time : 4.653 min Search Window: 0.50 s, 0.50 %
Reference Component: % TCMX
Find peak closest to expected RT in window
Internal Standard : Int Std
Use Average Calibration Factor (Area ratio / Amount ratio)
User Values:
Label :
Value 1: 0.000000
Value 2: 0.000000
Value 3: 0.000000
Value 4: 0.000000
Value 5: 0.000000
Calibration Levels:

Level Name	Amount	Area	Height	ISTD Resp.	ISTD Amt.	# Replicates
1a	2.5000	71369.56	38057.57	0.0835	0.0250	1
1	5.0000	132856.98	74154.59	0.1511	0.0500	1
2	10.0000	252980.05	145387.86	0.2848	0.1000	1
3	25.0000	574380.37	332195.56	0.6541	0.2500	1
4	50.0000	1101506.77	630538.43	1.2648	0.5000	1
5	75.0000	1578813.70	868109.65	1.8933	0.7500	1
6	100.0000	1874957.94	866374.68	2.2549	1.0000	1

Average Calibration Factor = 2.733733 (%RSD = 13.30)

Hexachlorobenzene
Component Type : Single Peak Component
Retention Time : 4.705 min Search Window: 0.50 s, 0.50 %
Reference Component: % TCMX
Find peak closest to expected RT in window
Internal Standard : Int Std
Use Average Calibration Factor (Area ratio / Amount ratio)
User Values:
Label :
Value 1: 0.000000
Value 2: 0.000000
Value 3: 0.000000
Value 4: 0.000000
Value 5: 0.000000
Calibration Levels:

Level Name	Amount	Area	Height	ISTD Resp.	ISTD Amt.	# Replicates
2	10.0000	343512.25	171513.19	0.3867	0.1000	1
3	25.0000	699437.33	347939.93	0.7966	0.2500	1
4	50.0000	1213381.35	611749.74	1.3933	0.5000	1
5	75.0000	1607996.18	819759.25	1.9283	0.7500	1
6	100.0000	2004671.20	868986.86	2.4109	1.0000	1

Average Calibration Factor = 2.964326 (%RSD = 19.64)

g-BHC

Component Type : Single Peak Component
Retention Time : 5.002 min Search Window: 0.50 s, 0.50 %
Reference Component: % TCMX
Find peak closest to expected RT in window
Internal Standard : Int Std
Use Average Calibration Factor (Area ratio / Amount ratio)
User Values:
Label :
Value 1: 0.000000
Value 2: 0.000000
Value 3: 0.000000
Value 4: 0.000000
Value 5: 0.000000
Calibration Levels:

Level Name	Amount	Area	Height	ISTD Resp.	ISTD Amt.	# Replicates
1g	1.5000	16927.10	10924.06	0.0190	0.0150	1
1a	2.5000	36999.22	22730.12	0.0433	0.0250	1
1	5.0000	91737.10	55306.16	0.1043	0.0500	1
2	10.0000	187835.65	110173.36	0.2114	0.1000	1
3	25.0000	451588.77	252779.28	0.5143	0.2500	1
4	50.0000	927327.53	506574.40	1.0648	0.5000	1
5	75.0000	1315485.96	704654.90	1.5775	0.7500	1
6	100.0000	1679951.51	872553.10	2.0204	1.0000	1

Average Calibration Factor = 1.938419 (%RSD = 15.54)

b-BHC

Component Type : Single Peak Component
Retention Time : 5.212 min Search Window: 0.50 s, 0.50 %
Reference Component: % TCMX
Find peak closest to expected RT in window
Internal Standard : Int Std
Use Average Calibration Factor (Area ratio / Amount ratio)
User Values:
Label :
Value 1: 0.000000
Value 2: 0.000000
Value 3: 0.000000
Value 4: 0.000000
Value 5: 0.000000
Calibration Levels:

Level Name	Amount	Area	Height	ISTD Resp.	ISTD Amt.	# Replicates
1a	2.5000	20323.90	12027.54	0.0238	0.0250	1
1	5.0000	54199.16	30889.25	0.0616	0.0500	1
2	10.0000	100983.21	57045.46	0.1137	0.1000	1
3	25.0000	225301.90	124024.60	0.2566	0.2500	1
4	50.0000	421593.88	226832.71	0.4841	0.5000	1
5	75.0000	577676.59	305343.07	0.6928	0.7500	1
6	100.0000	747663.66	392307.02	0.8992	1.0000	1

Average Calibration Factor = 1.019765 (%RSD = 12.03)

d-BHC

Component Type : Single Peak Component
Retention Time : 5.480 min Search Window: 0.50 s, 0.50 %
Reference Component: % TCMX
Find peak closest to expected RT in window
Internal Standard : Int Std
Use Average Calibration Factor (Area ratio / Amount ratio)
User Values:
Label :
Value 1: 0.000000
Value 2: 0.000000
Value 3: 0.000000
Value 4: 0.000000
Value 5: 0.000000
Calibration Levels:

Level Name	Amount	Area	Height	ISTD Resp.	ISTD Amt.	# Replicates
1	5.0000	123482.71	67935.04	0.1404	0.0500	1
2	10.0000	248493.64	133238.52	0.2797	0.1000	1
3	25.0000	562613.46	303532.42	0.6407	0.2500	1
4	50.0000	1074845.05	576357.81	1.2342	0.5000	1
5	75.0000	1457603.67	783239.53	1.7480	0.7500	1
6	100.0000	1846667.87	859150.38	2.2209	1.0000	1

Average Calibration Factor = 2.531497 (%RSD = 9.50)

Heptachlor
Component Type : Single Peak Component
Retention Time : 5.676 min Search Window: 0.50 s, 0.50 %
Reference Component: % TCMX
Find peak closest to expected RT in window
Internal Standard : Int Std
Use Average Calibration Factor (Area ratio / Amount ratio)
User Values:
Label :
Value 1: 0.000000
Value 2: 0.000000
Value 3: 0.000000
Value 4: 0.000000
Value 5: 0.000000
Calibration Levels:

Level Name	Amount	Area	Height	ISTD Resp.	ISTD Amt.	# Replicates
1	5.0000	104185.66	60733.28	0.1185	0.0500	1
2	10.0000	207432.16	117079.05	0.2335	0.1000	1
3	25.0000	484145.55	266171.23	0.5514	0.2500	1
4	50.0000	956976.91	513674.86	1.0989	0.5000	1
5	75.0000	1339874.14	703291.52	1.6068	0.7500	1
6	100.0000	1725913.26	871318.14	2.0757	1.0000	1

Average Calibration Factor = 2.221034 (%RSD = 5.06)

Aldrin
Component Type : Single Peak Component
Retention Time : 6.075 min Search Window: 0.50 s, 0.50 %
Reference Component: % TCMX
Find peak closest to expected RT in window
Internal Standard : Int Std
Use Average Calibration Factor (Area ratio / Amount ratio)
User Values:
Label :
Value 1: 0.000000

Value 2: 0.000000
Value 3: 0.000000
Value 4: 0.000000
Value 5: 0.000000

Calibration Levels:

Level Name	Amount	Area	Height	ISTD Resp.	ISTD Amt.	# Replicates
1a	2.5000	50967.47	28840.78	0.0596	0.0250	1
1	5.0000	98585.24	54693.38	0.1121	0.0500	1
2	10.0000	197192.39	108105.77	0.2220	0.1000	1
3	25.0000	464961.44	247939.75	0.5295	0.2500	1
4	50.0000	897653.02	464590.68	1.0308	0.5000	1
5	75.0000	1250303.52	639218.09	1.4994	0.7500	1
6	100.0000	1660815.25	838469.22	1.9974	1.0000	1

Average Calibration Factor = 2.146306 (%RSD = 6.69)

Heptachlor epoxide

Component Type : Single Peak Component
Retention Time : 6.610 min Search Window: 0.50 s, 0.50 %
Reference Component:
Find peak closest to expected RT in window
Internal Standard : Int Std
Use Average Calibration Factor (Area ratio / Amount ratio)
User Values:
Label :
Value 1: 0.000000
Value 2: 0.000000
Value 3: 0.000000
Value 4: 0.000000
Value 5: 0.000000

Calibration Levels:

Level Name	Amount	Area	Height	ISTD Resp.	ISTD Amt.	# Replicates
1	5.0000	93289.05	47465.19	0.1061	0.0500	1
2	10.0000	186584.69	93730.78	0.2100	0.1000	1
3	25.0000	439820.84	216081.16	0.5009	0.2500	1
4	50.0000	840333.08	405346.28	0.9649	0.5000	1
5	75.0000	1156909.10	553628.62	1.3874	0.7500	1
6	100.0000	1515927.49	724291.60	1.8231	1.0000	1

Average Calibration Factor = 1.971463 (%RSD = 6.37)

g-Chlordane

Component Type : Single Peak Component
Retention Time : 6.955 min Search Window: 0.50 s, 0.50 %
Reference Component: Heptachlor epoxide
Find peak closest to expected RT in window
Internal Standard : Int Std
Use Average Calibration Factor (Area ratio / Amount ratio)
User Values:
Label :
Value 1: 0.000000
Value 2: 0.000000
Value 3: 0.000000
Value 4: 0.000000
Value 5: 0.000000

Calibration Levels:

Level Name	Amount	Area	Height	ISTD Resp.	ISTD Amt.	# Replicates
1a	2.5000	46744.16	24150.98	0.0547	0.0250	1
1	5.0000	93107.59	46859.51	0.1059	0.0500	1
2	10.0000	189901.96	92217.25	0.2138	0.1000	1
3	25.0000	426900.75	208458.91	0.4862	0.2500	1

4	50.0000	827750.33	395120.20	0.9505	0.5000	1
5	75.0000	1151041.15	541804.88	1.3803	0.7500	1
6	100.0000	1512608.79	714924.40	1.8191	1.0000	1

Average Calibration Factor = 1.992702 (%RSD = 7.63)

a-Chlordane

Component Type : Single Peak Component
Retention Time : 7.067 min Search Window: 0.40 s, 0.30 %
Reference Component: Heptachlor epoxide
Find peak closest to expected RT in window
Internal Standard : Int Std
Use Average Calibration Factor (Area ratio / Amount ratio)
User Values:
Label :
Value 1: 0.000000
Value 2: 0.000000
Value 3: 0.000000
Value 4: 0.000000
Value 5: 0.000000
Calibration Levels:

Level Name	Amount	Area	Height	ISTD Resp.	ISTD Amt.	# Replicates
1a	2.5000	44360.90	25261.10	0.0519	0.0250	1
1	5.0000	89408.42	47134.26	0.1017	0.0500	1
2	10.0000	171914.10	91541.41	0.1935	0.1000	1
3	25.0000	403085.03	202425.76	0.4591	0.2500	1
4	50.0000	797513.60	387784.27	0.9158	0.5000	1
5	75.0000	1095886.38	533867.44	1.3142	0.7500	1
6	100.0000	1413713.85	693765.85	1.7002	1.0000	1

Average Calibration Factor = 1.880810 (%RSD = 7.46)

Endosulfan I

Component Type : Single Peak Component
Retention Time : 7.120 min Search Window: 0.30 s, 0.30 %
Reference Component: Heptachlor epoxide
Find peak closest to expected RT in window
Internal Standard : Int Std
Use Average Calibration Factor (Area ratio / Amount ratio)
User Values:
Label :
Value 1: 0.000000
Value 2: 0.000000
Value 3: 0.000000
Value 4: 0.000000
Value 5: 0.000000
Calibration Levels:

Level Name	Amount	Area	Height	ISTD Resp.	ISTD Amt.	# Replicates
1	5.0000	74811.80	38923.74	0.0851	0.0500	1
2	10.0000	165265.35	79196.64	0.1860	0.1000	1
3	25.0000	387128.90	180216.24	0.4409	0.2500	1
4	50.0000	766082.79	359318.95	0.8797	0.5000	1
5	75.0000	1084079.61	490725.71	1.3000	0.7500	1
6	100.0000	1407653.21	628965.72	1.6929	1.0000	1

Average Calibration Factor = 1.751878 (%RSD = 3.45)

4,4'-DDE

Component Type : Single Peak Component
Retention Time : 7.332 min Search Window: 0.50 s, 0.50 %
Reference Component: Heptachlor epoxide

Find largest peak in window
Internal Standard : Int Std
Use Average Calibration Factor (Area ratio / Amount ratio)
User Values:
Label :
Value 1: 0.000000
Value 2: 0.000000
Value 3: 0.000000
Value 4: 0.000000
Value 5: 0.000000
Calibration Levels:

Level Name	Amount	Area	Height	ISTD Resp.	ISTD Amt.	# Replicates
1a	2.5000	36722.46	19921.68	0.0430	0.0250	1
1	5.0000	78786.00	39769.65	0.0896	0.0500	1
2	10.0000	166671.84	79755.68	0.1876	0.1000	1
3	25.0000	372170.71	184143.40	0.4239	0.2500	1
4	50.0000	707548.60	350921.93	0.8125	0.5000	1
5	75.0000	976401.67	480945.83	1.1709	0.7500	1
6	100.0000	1283798.14	622162.65	1.5440	1.0000	1

Average Calibration Factor = 1.687536 (%RSD = 7.18)

Dieldrin
Component Type : Single Peak Component
Retention Time : 7.490 min Search Window: 0.50 s, 0.50 %
Reference Component: Heptachlor epoxide
Find largest peak in window
Internal Standard : Int Std
Use Average Calibration Factor (Area ratio / Amount ratio)
User Values:
Label :
Value 1: 0.000000
Value 2: 0.000000
Value 3: 0.000000
Value 4: 0.000000
Value 5: 0.000000
Calibration Levels:

Level Name	Amount	Area	Height	ISTD Resp.	ISTD Amt.	# Replicates
1g	1.5000	26308.94	13248.74	0.0295	0.0150	1
1a	2.5000	47206.06	22861.44	0.0552	0.0250	1
1	5.0000	88641.70	43014.58	0.1008	0.0500	1
2	10.0000	167721.96	83001.19	0.1888	0.1000	1
3	25.0000	389982.68	192670.03	0.4441	0.2500	1
4	50.0000	756012.88	369825.32	0.8681	0.5000	1
5	75.0000	1043218.88	503451.52	1.2510	0.7500	1
6	100.0000	1373828.75	664506.45	1.6522	1.0000	1

Average Calibration Factor = 1.863890 (%RSD = 10.35)

Endrin Breakdown
Component Type : Named Group
Group Members:
Endrin
Endrin aldehyde
Endrin Ketone

Internal Standard : Int Std
Quantitation will be done using response factor = 1.000000e+06

Endrin

Component Type : Single Peak Component
Retention Time : 7.781 min Search Window: 0.50 s, 0.50 %
Reference Component:
Find largest peak in window
Internal Standard : Int Std
Use Average Calibration Factor (Area ratio / Amount ratio)
User Values:
Label :
Value 1: 0.000000
Value 2: 0.000000
Value 3: 0.000000
Value 4: 0.000000
Value 5: 0.000000
Calibration Levels:

Level Name	Amount	Area	Height	ISTD Resp.	ISTD Amt.	# Replicates
1	5.0000	79191.93	39602.88	0.0901	0.0500	1
2	10.0000	144134.28	73609.62	0.1622	0.1000	1
3	25.0000	330551.97	169169.35	0.3765	0.2500	1
4	50.0000	644810.32	323477.45	0.7404	0.5000	1
5	75.0000	883496.57	438991.40	1.0595	0.7500	1
6	100.0000	1160965.42	577406.10	1.3962	1.0000	1

Average Calibration Factor = 1.536566 (%RSD = 9.94)

4,4'-DDD
Component Type : Single Peak Component
Retention Time : 7.999 min Search Window: 0.60 s, 0.50 %
Reference Component: Endrin
Find largest peak in window
Internal Standard : Int Std
Use Average Calibration Factor (Area ratio / Amount ratio)
User Values:
Label :
Value 1: 0.000000
Value 2: 0.000000
Value 3: 0.000000
Value 4: 0.000000
Value 5: 0.000000
Calibration Levels:

Level Name	Amount	Area	Height	ISTD Resp.	ISTD Amt.	# Replicates
1a	2.5000	26921.80	14388.22	0.0315	0.0250	1
1	5.0000	51385.26	28415.83	0.0584	0.0500	1
2	10.0000	99062.11	54461.37	0.1115	0.1000	1
3	25.0000	229399.64	126342.02	0.2613	0.2500	1
4	50.0000	455646.36	244452.70	0.5232	0.5000	1
5	75.0000	625968.41	337351.62	0.7507	0.7500	1
6	100.0000	849599.45	446788.70	1.0218	1.0000	1

Average Calibration Factor = 1.094035 (%RSD = 8.53)

Endosulfan II
Component Type : Single Peak Component
Retention Time : 8.061 min Search Window: 0.50 s, 0.50 %
Reference Component: Endrin
Find largest peak in window
Internal Standard : Int Std
Use Average Calibration Factor (Area ratio / Amount ratio)
User Values:
Label :
Value 1: 0.000000

Value 2: 0.000000
Value 3: 0.000000
Value 4: 0.000000
Value 5: 0.000000

Calibration Levels:

Level Name	Amount	Area	Height	ISTD Resp.	ISTD Amt.	# Replicates
1	5.0000	61802.70	32393.46	0.0703	0.0500	1
2	10.0000	124387.93	64986.44	0.1400	0.1000	1
3	25.0000	296413.10	149032.66	0.3376	0.2500	1
4	50.0000	583752.47	285680.86	0.6703	0.5000	1
5	75.0000	812030.96	388979.82	0.9738	0.7500	1
6	100.0000	1079726.21	516358.97	1.2985	1.0000	1

Average Calibration Factor = 1.348976 (%RSD = 3.48)

Endrin aldehyde

Component Type : Single Peak Component
Retention Time : 8.228 min Search Window: 0.75 s, 0.75 %
Reference Component: Endrin
Find largest peak in window
Internal Standard : Int Std
Use Average Calibration Factor (Area ratio / Amount ratio)
User Values:
Label :
Value 1: 0.000000
Value 2: 0.000000
Value 3: 0.000000
Value 4: 0.000000
Value 5: 0.000000

Calibration Levels:

Level Name	Amount	Area	Height	ISTD Resp.	ISTD Amt.	# Replicates
1	5.0000	53519.68	27580.21	0.0609	0.0500	1
2	10.0000	103946.74	52937.33	0.1170	0.1000	1
3	25.0000	236482.36	118343.42	0.2693	0.2500	1
4	50.0000	440556.32	220884.08	0.5059	0.5000	1
5	75.0000	614599.33	300721.28	0.7370	0.7500	1
6	100.0000	848825.57	393516.49	1.0208	1.0000	1

Average Calibration Factor = 1.080016 (%RSD = 8.75)

DDT Breakdown

Component Type : Named Group
Group Members:
4,4'-DDE
4,4'-DDD
4,4'-DDT

Internal Standard : Int Std
Quantitation will be done using response factor = 1.000000e+06

4,4'-DDT

Component Type : Single Peak Component
Retention Time : 8.401 min Search Window: 0.75 s, 0.75 %
Reference Component: Endrin
Find largest peak in window
Internal Standard : Int Std
Use Average Calibration Factor (Area ratio / Amount ratio)
User Values:
Label :

Value 1: 0.000000
Value 2: 0.000000
Value 3: 0.000000
Value 4: 0.000000
Value 5: 0.000000

Calibration Levels:

Level Name	Amount	Area	Height	ISTD Resp.	ISTD Amt.	# Replicates
1a	2.5000	24258.99	14202.96	0.0284	0.0250	1
1	5.0000	43091.42	26800.75	0.0490	0.0500	1
2	10.0000	96087.19	54192.50	0.1082	0.1000	1
3	25.0000	233067.68	127447.13	0.2654	0.2500	1
4	50.0000	460772.38	247146.97	0.5291	0.5000	1
5	75.0000	639787.23	339966.98	0.7672	0.7500	1
6	100.0000	853005.85	446507.81	1.0259	1.0000	1

Average Calibration Factor = 1.052304 (%RSD = 4.70)

Endosulfan sulfate

Component Type : Single Peak Component
Retention Time : 8.526 min Search Window: 0.50 s, 0.50 %
Reference Component: Endrin
Find largest peak in window
Internal Standard : Int Std
Use Average Calibration Factor (Area ratio / Amount ratio)
User Values:
Label :
Value 1: 0.000000
Value 2: 0.000000
Value 3: 0.000000
Value 4: 0.000000
Value 5: 0.000000

Calibration Levels:

Level Name	Amount	Area	Height	ISTD Resp.	ISTD Amt.	# Replicates
1	5.0000	53537.59	28438.18	0.0609	0.0500	1
2	10.0000	109114.79	56930.26	0.1228	0.1000	1
3	25.0000	250281.36	130466.66	0.2850	0.2500	1
4	50.0000	476064.72	244434.49	0.5467	0.5000	1
5	75.0000	650500.58	329363.41	0.7801	0.7500	1
6	100.0000	859384.48	433173.55	1.0335	1.0000	1

Average Calibration Factor = 1.125532 (%RSD = 7.55)

Methoxychlor

Component Type : Single Peak Component
Retention Time : 9.006 min Search Window: 0.30 s, 0.30 %
Reference Component: Endrin
Find largest peak in window
Internal Standard : Int Std
Use Average Calibration Factor (Area ratio / Amount ratio)
User Values:
Label :
Value 1: 0.000000
Value 2: 0.000000
Value 3: 0.000000
Value 4: 0.000000
Value 5: 0.000000

Calibration Levels:

Level Name	Amount	Area	Height	ISTD Resp.	ISTD Amt.	# Replicates
1	5.0000	26164.75	14918.59	0.0298	0.0500	1
2	10.0000	[illegible]	[illegible]	0.0584	[illegible]	1

3	25.0000	120281.49	66473.42	0.1370	0.2500	1
4	50.0000	235160.71	123731.56	0.2700	0.5000	1
5	75.0000	323096.43	170161.59	0.3875	0.7500	1
6	100.0000	423479.47	220923.61	0.5093	1.0000	1

Average Calibration Factor = 0.548814 (%RSD = 6.34)

Endrin Ketone

Component Type : Single Peak Component
Retention Time : 9.089 min Search Window: 0.30 s, 0.30 %
Reference Component: Endrin
Find largest peak in window
Internal Standard : Int Std
Use Average Calibration Factor (Area ratio / Amount ratio)
User Values:
Label :
Value 1: 0.000000
Value 2: 0.000000
Value 3: 0.000000
Value 4: 0.000000
Value 5: 0.000000
Calibration Levels:

Level Name	Amount	Area	Height	ISTD Resp.	ISTD Amt.	# Replicates
1	5.0000	61902.55	32740.34	0.0704	0.0500	1
2	10.0000	118656.93	62456.15	0.1336	0.1000	1
3	25.0000	268243.93	138144.65	0.3055	0.2500	1
4	50.0000	513486.16	258748.91	0.5896	0.5000	1
5	75.0000	712574.10	348878.68	0.8545	0.7500	1
6	100.0000	936952.80	456863.14	1.1268	1.0000	1

Average Calibration Factor = 1.235198 (%RSD = 9.18)

Mirex

Component Type : Single Peak Component
Retention Time : 9.646 min Search Window: 0.30 s, 0.30 %
Reference Component: Endrin
Find largest peak in window
Internal Standard : Int Std
Use Average Calibration Factor (Area ratio / Amount ratio)
User Values:
Label :
Value 1: 0.000000
Value 2: 0.000000
Value 3: 0.000000
Value 4: 0.000000
Value 5: 0.000000
Calibration Levels:

Level Name	Amount	Area	Height	ISTD Resp.	ISTD Amt.	# Replicates
1	5.0000	43681.51	22653.88	0.0497	0.0500	1
2	10.0000	81960.61	41879.47	0.0923	0.1000	1
3	25.0000	178329.46	89306.77	0.2031	0.2500	1
4	50.0000	332944.46	163183.52	0.3823	0.5000	1
5	75.0000	445583.43	218038.05	0.5343	0.7500	1
6	100.0000	577762.06	281330.81	0.6948	1.0000	1

Average Calibration Factor = 0.816755 (%RSD = 14.59)

% DCBP

Component Type : Single Peak Component
Retention Time : 10.683 min Search Window: 0.50 s, 0.50 %
Reference Component: Endrin

Find largest peak in window
Internal Standard : Int Std
Use Average Calibration Factor (Area ratio / Amount ratio)
User Values:
Label :
Value 1: 0.000000
Value 2: 0.000000
Value 3: 0.000000
Value 4: 0.000000
Value 5: 0.000000
Calibration Levels:

Level Name	Amount	Area	Height	ISTD Resp.	ISTD Amt.	# Replicates
1	20.0000	194341.98	92080.49	0.2210	0.2000	1
2	40.0000	373294.02	170708.89	0.4202	0.4000	1
3	60.0000	519871.23	236958.40	0.5921	0.6000	1
4	80.0000	670382.18	303390.37	0.7698	0.8000	1
5	100.0000	760618.38	341608.88	0.9121	1.0000	1
6	120.0000	915434.72	405460.20	1.1009	1.2000	1

Average Calibration Factor = 0.989046 (%RSD = 7.70)

Calibration Replicate Lists:
Component: Int Std

Level : 1

Area	Height	Vol Adj Amt	ISTD Response	ISTD Amount	Date/Time		File
879232.19	414735.67	100.0000	1.0000	1.0000	4/20/17	11:21 AM	GEDIT.RS

Level : 1A

Area	Height	Vol Adj Amt	ISTD Response	ISTD Amount	Date/Time		File
854534.37	407196.70	100.0000	1.0000	1.0000	4/20/17	11:21 AM	GEDIT.RS

Level : 1G

Area	Height	Vol Adj Amt	ISTD Response	ISTD Amount	Date/Time		File
893006.22	421031.24	100.0000	1.0000	1.0000	4/20/17	11:21 AM	GEDIT.RS

Level : 2

Area	Height	Vol Adj Amt	ISTD Response	ISTD Amount	Date/Time		File
888374.74	423859.07	100.0000	1.0000	1.0000	4/20/17	11:20 AM	GEDIT.RS

Level : 3

Area	Height	Vol Adj Amt	ISTD Response	ISTD Amount	Date/Time		File
878063.24	423636.14	100.0000	1.0000	1.0000	4/20/17	11:20 AM	GEDIT.RS

Level : 4

Area	Height	Vol Adj Amt	ISTD Response	ISTD Amount	Date/Time		File
870868.94	426872.26	100.0000	1.0000	1.0000	4/20/17	11:20 AM	GEDIT.RS

Level : 5

Area	Height	Vol Adj Amt	ISTD Response	ISTD Amount	Date/Time		File
833880.83	397344.79	100.0000	1.0000	1.0000	4/20/17	11:20 AM	GEDIT.RS

Level : 6

Area	Height	Vol Adj Amt	ISTD Response	ISTD Amount	Date/Time		File
831502.02	394601.42	100.0000	1.0000	1.0000	4/20/17	11:20 AM	GEDIT.RS

Component: % TCMX

Level : 1

Area	Height	Vol Adj Amt	ISTD Response	ISTD Amount	Date/Time		File
208744.82	110230.01	20.0000	0.2374	0.2000	4/20/17	11:21 AM	GEDIT.RS

Level : 2

Area	Height	Vol Adj Amt	ISTD Response	ISTD Amount	Date/Time		File
391205.70	203355.59	40.0000	0.4404	0.4000	4/20/17	11:20 AM	GEDIT.RS

Level : 3

Area	Height	Vol Adj Amt	ISTD Response	ISTD Amount	Date/Time		File
545292.90	282692.76	60.0000	0.6210	0.6000	4/20/17	11:20 AM	GEDIT.RS

Level : 4

Area	Height	Vol Adj Amt	ISTD Response	ISTD Amount	Date/Time		File
687205.90	356239.54	80.0000	0.7891	0.8000	4/20/17	11:20 AM	GEDIT.RS

Level : 5

Area	Height	Vol Adj Amt	ISTD Response	ISTD Amount	Date/Time		File
802085.15	407227.76	100.0000	0.9619	1.0000	4/20/17	11:20 AM	GEDIT.RS

Level : 6

Area	Height	Vol Adj Amt	ISTD Response	ISTD Amount	Date/Time		File
946547.37	473840.29	120.0000	1.1384	1.2000	4/20/17	11:20 AM	GEDIT.RS

Component: a-BHC

Level : 1a

Area	Height	Vol Adj Amt	ISTD Response	ISTD Amount	Date/Time		File
71369.56	38057.57	2.5000	0.0835	0.0250	4/20/17	11:21 AM	GEDIT.RS

Level : 1

Area	Height	Vol Adj Amt	ISTD Response	ISTD Amount	Date/Time		File
132856.98	74154.59	5.0000	0.1511	0.0500	4/20/17	11:21 AM	GEDIT.RS

Level : 2

Area	Height	Vol Adj Amt	ISTD Response	ISTD Amount	Date/Time		File
252980.05	145387.86	10.0000	0.2848	0.1000	4/20/17	11:20 AM	GEDIT.RS

Level : 3

Area	Height	Vol Adj Amt	ISTD Response	ISTD Amount	Date/Time		File
574380.37	332195.56	25.0000	0.6541	0.2500	4/20/17	11:20 AM	GEDIT.RS

Level : 4

Area	Height	Vol Adj Amt	ISTD Response	ISTD Amount	Date/Time		File
1101506.77	630538.43	50.0000	1.2648	0.5000	4/20/17	11:20 AM	GEDIT.RS

Level : 5

Area	Height	Vol Adj Amt	ISTD Response	ISTD Amount	Date/Time		File
1578813.70	868109.65	75.0000	1.8933	0.7500	4/20/17	11:20 AM	GEDIT.RS

Level : 6

Area	Height	Vol Adj Amt	ISTD Response	ISTD Amount	Date/Time		File
1874957.94	866374.68	100.0000	2.2549	1.0000	4/20/17	11:20 AM	GEDIT.RS

Component: Hexachlorobenzene

Level : 2

Area	Height	Vol Adj Amt	ISTD Response	ISTD Amount	Date/Time		File
343512.25	171513.19	10.0000	0.3867	0.1000	4/20/17	11:20 AM	GEDIT.RS

Level : 3

Area	Height	Vol Adj Amt	ISTD Response	ISTD Amount	Date/Time		File
699437.33	347939.93	25.0000	0.7966	0.2500	4/20/17	11:20 AM	GEDIT.RS

Level : 4

Area	Height	Vol Adj Amt	ISTD Response	ISTD Amount	Date/Time		File
1213381.35	611749.74	50.0000	1.3933	0.5000	4/20/17	11:20 AM	GEDIT.RS

Level : 5

Area	Height	Vol Adj Amt	ISTD Response	ISTD Amount	Date/Time		File
1607996.18	819759.25	75.0000	1.9283	0.7500	4/20/17	11:20 AM	GEDIT.RS

Level : 6

Area	Height	Vol Adj Amt	ISTD Response	ISTD Amount	Date/Time		File
2004671.20	868986.86	100.0000	2.4109	1.0000	4/20/17	11:20 AM	GEDIT.RS

Component: g-BHC

Level : 1g

Area	Height	Vol Adj Amt	ISTD Response	ISTD Amount	Date/Time		File
16927.10	10924.06	1.5000	0.0190	0.0150	4/20/17	11:21 AM	GEDIT.RS

Level : 1a

Area	Height	Vol Adj Amt	ISTD Response	ISTD Amount	Date/Time		File
36999.22	22730.12	2.5000	0.0433	0.0250	4/20/17	11:21 AM	GEDIT.RS

Level : 1

Area	Height	Vol Adj Amt	ISTD Response	ISTD Amount	Date/Time		File
91737.10	55306.16	5.0000	0.1043	0.0500	4/20/17	11:21 AM	GEDIT.RS

Level : 2

Area	Height	Vol Adj Amt	ISTD Response	ISTD Amount	Date/Time		File
187835.65	110173.36	10.0000	0.2114	0.1000	4/20/17	11:20 AM	GEDIT.RS

Level : 3

Area	Height	Vol Adj Amt	ISTD Response	ISTD Amount	Date/Time		File
451588.77	252779.28	25.0000	0.5143	0.2500	4/20/17	11:20 AM	GEDIT.RS

Level : 4

Area	Height	Vol Adj Amt	ISTD Response	ISTD Amount	Date/Time		File
927327.53	506574.40	50.0000	1.0648	0.5000	4/20/17	11:20 AM	GEDIT.RS

Level : 5

Area	Height	Vol Adj Amt	ISTD Response	ISTD Amount	Date/Time		File
1315485.96	704654.90	75.0000	1.5775	0.7500	4/20/17	11:20 AM	GEDIT.RS

Level : 6

Area	Height	Vol Adj Amt	ISTD Response	ISTD Amount	Date/Time		File
1679951.51	872553.10	100.0000	2.0204	1.0000	4/20/17	11:20 AM	GEDIT.RS

Component: b-BHC

Level : 1a

Area	Height	Vol Adj Amt	ISTD Response	ISTD Amount	Date/Time		File
20323.90	12027.54	2.5000	0.0238	0.0250	4/20/17	11:21 AM	GEDIT.RS

Level : 1

Area	Height	Vol Adj Amt	ISTD Response	ISTD Amount	Date/Time		File
54199.16	30889.25	5.0000	0.0616	0.0500	4/20/17	11:21 AM	GEDIT.RS

Level : 2

Area	Height	Vol Adj Amt	ISTD Response	ISTD Amount	Date/Time		File
100983.21	57045.46	10.0000	0.1137	0.1000	4/20/17	11:20 AM	GEDIT.RS

Level : 3

Area	Height	Vol Adj Amt	ISTD Response	ISTD Amount	Date/Time		File
225301.90	124024.60	25.0000	0.2566	0.2500	4/20/17	11:20 AM	GEDIT.RS

Level : 4

Area	Height	Vol Adj Amt	ISTD Response	ISTD Amount	Date/Time		File
421593.88	226832.71	50.0000	0.4841	0.5000	4/20/17	11:20 AM	GEDIT.RS

Level : 5

Area	Height	Vol Adj Amt	ISTD Response	ISTD Amount	Date/Time		File
577676.59	305343.07	75.0000	0.6928	0.7500	4/20/17	11:20 AM	GEDIT.RS

Level : 6

Area	Height	Vol Adj Amt	ISTD Response	ISTD Amount	Date/Time		File
747663.66	392307.02	100.0000	0.8992	1.0000	4/20/17	11:20 AM	GEDIT.RS

Component: d-BHC

Level : 1

Area	Height	Vol Adj Amt	ISTD Response	ISTD Amount	Date/Time		File
123482.71	67935.04	5.0000	0.1404	0.0500	4/20/17	11:21 AM	GEDIT.RS

Level : 2

Area	Height	Vol Adj Amt	ISTD Response	ISTD Amount	Date/Time		File
248493.64	133238.52	10.0000	0.2797	0.1000	4/20/17	11:20 AM	GEDIT.RS

Level : 3

Area	Height	Vol Adj Amt	ISTD Response	ISTD Amount	Date/Time		File
562613.46	303532.42	25.0000	0.6407	0.2500	4/20/17	11:20 AM	GEDIT.RS

Level : 4

Area	Height	Vol Adj Amt	ISTD Response	ISTD Amount	Date/Time		File
1074845.05	576357.81	50.0000	1.2342	0.5000	4/20/17	11:20 AM	GEDIT.RS

Level : 5

Area	Height	Vol Adj Amt	ISTD Response	ISTD Amount	Date/Time		File
1457603.67	783239.53	75.0000	1.7480	0.7500	4/20/17	11:20 AM	GEDIT.RS

Level : 6

Area	Height	Vol Adj Amt	ISTD Response	ISTD Amount	Date/Time		File
1846667.87	859150.38	100.0000	2.2209	1.0000	4/20/17	11:20 AM	GEDIT.RS

Component: Heptachlor

Level : 1

Area	Height	Vol Adj Amt	ISTD Response	ISTD Amount	Date/Time		File
104185.66	60733.28	5.0000	0.1185	0.0500	4/20/17	11:21 AM	GEDIT.RS

Level : 2

Area	Height	Vol Adj Amt	ISTD Response	ISTD Amount	Date/Time		File
207432.16	117079.05	10.0000	0.2335	0.1000	4/20/17	11:20 AM	GEDIT.RS

Level : 3

Area	Height	Vol Adj Amt	ISTD Response	ISTD Amount	Date/Time		File
484145.55	266171.23	25.0000	0.5514	0.2500	4/20/17	11:20 AM	GEDIT.RS

Level : 4

Area	Height	Vol Adj Amt	ISTD Response	ISTD Amount	Date/Time		File
956976.91	513674.86	50.0000	1.0989	0.5000	4/20/17	11:20 AM	GEDIT.RS

Level : 5

Area	Height	Vol Adj Amt	ISTD Response	ISTD Amount	Date/Time		File
1339874.14	703291.52	75.0000	1.6068	0.7500	4/20/17	11:20 AM	GEDIT.RS

Level : 6

Area	Height	Vol Adj Amt	ISTD Response	ISTD Amount	Date/Time		File
1725913.26	871318.14	100.0000	2.0757	1.0000	4/20/17	11:20 AM	GEDIT.RS

Component: Aldrin

Level : 1a

Area	Height	Vol Adj Amt	ISTD Response	ISTD Amount	Date/Time		File
50967.47	28840.78	2.5000	0.0596	0.0250	4/20/17	11:21 AM	GEDIT.RS

Level : 1

Area	Height	Vol Adj Amt	ISTD Response	ISTD Amount	Date/Time		File
98585.24	54693.38	5.0000	0.1121	0.0500	4/20/17	11:21 AM	GEDIT.RS

Level : 2

Area	Height	Vol Adj Amt	ISTD Response	ISTD Amount	Date/Time		File
197192.39	108105.77	10.0000	0.2220	0.1000	4/20/17	11:20 AM	GEDIT.RS

Level : 3

Area	Height	Vol Adj Amt	ISTD Response	ISTD Amount	Date/Time		File
464961.44	247939.75	25.0000	0.5295	0.2500	4/20/17	11:20 AM	GEDIT.RS

Level : 4

Area	Height	Vol Adj Amt	ISTD Response	ISTD Amount	Date/Time		File
897653.02	464590.68	50.0000	1.0308	0.5000	4/20/17	11:20 AM	GEDIT.RS

Level : 5

Area	Height	Vol Adj Amt	ISTD Response	ISTD Amount	Date/Time		File
1250303.52	639218.09	75.0000	1.4994	0.7500	4/20/17	11:20 AM	GEDIT.RS

Level : 6

Area	Height	Vol Adj Amt	ISTD Response	ISTD Amount	Date/Time		File
1660815.25	838469.22	100.0000	1.9974	1.0000	4/20/17	11:20 AM	GEDIT.RS

Component: Heptachlor epoxide

Level : 1

Area	Height	Vol Adj Amt	ISTD Response	ISTD Amount	Date/Time		File
93289.05	47465.19	5.0000	0.1061	0.0500	4/20/17	11:21 AM	GEDIT.RS

Level : 2

Area	Height	Vol Adj Amt	ISTD Response	ISTD Amount	Date/Time		File
186584.69	93730.78	10.0000	0.2100	0.1000	4/20/17	11:20 AM	GEDIT.RS

Level : 3

Area	Height	Vol Adj Amt	ISTD Response	ISTD Amount	Date/Time		File
439820.84	216081.16	25.0000	0.5009	0.2500	4/20/17	11:20 AM	GEDIT.RS

Level : 4

Area	Height	Vol Adj Amt	ISTD Response	ISTD Amount	Date/Time		File
840333.08	405346.28	50.0000	0.9649	0.5000	4/20/17	11:20 AM	GEDIT.RS

Level : 5

Area	Height	Vol Adj Amt	ISTD Response	ISTD Amount	Date/Time		File
1156909.10	553628.62	75.0000	1.3874	0.7500	4/20/17	11:20 AM	GEDIT.RS

Level : 6

Area	Height	Vol Adj Amt	ISTD Response	ISTD Amount	Date/Time		File
1515927.49	724291.60	100.0000	1.8231	1.0000	4/20/17	11:20 AM	GEDIT.RS

Component: g-Chlordane

Level : 1a

Area	Height	Vol Adj Amt	ISTD Response	ISTD Amount	Date/Time		File
46744.16	24150.98	2.5000	0.0547	0.0250	4/20/17	11:21 AM	GEDIT.RS

Level : 1

Area	Height	Vol Adj Amt	ISTD Response	ISTD Amount	Date/Time		File
93107.59	46859.51	5.0000	0.1059	0.0500	4/20/17	11:21 AM	GEDIT.RS

Level : 2

Area	Height	Vol Adj Amt	ISTD Response	ISTD Amount	Date/Time		File
189901.96	92217.25	10.0000	0.2138	0.1000	4/20/17	11:20 AM	GEDIT.RS

Level : 3

Area	Height	Vol Adj Amt	ISTD Response	ISTD Amount	Date/Time		File
426900.75	208458.91	25.0000	0.4862	0.2500	4/20/17	11:20 AM	GEDIT.RS

Level : 4

Area	Height	Vol Adj Amt	ISTD Response	ISTD Amount	Date/Time		File
827750.33	395120.20	50.0000	0.9505	0.5000	4/20/17	11:20 AM	GEDIT.RS

Level : 5

Area	Height	Vol Adj Amt	ISTD Response	ISTD Amount	Date/Time		File
1151041.15	541804.88	75.0000	1.3803	0.7500	4/20/17	11:20 AM	GEDIT.RS

Level : 6

Area	Height	Vol Adj Amt	ISTD Response	ISTD Amount	Date/Time		File
1512608.79	714924.40	100.0000	1.8191	1.0000	4/20/17	11:20 AM	GEDIT.RS

Component: a-Chlordane

Level : 1a

Area	Height	Vol Adj Amt	ISTD Response	ISTD Amount	Date/Time		File
44360.90	25261.10	2.5000	0.0519	0.0250	4/20/17	11:21 AM	GEDIT.RS

Level : 1

Area	Height	Vol Adj Amt	ISTD Response	ISTD Amount	Date/Time		File
89408.42	47134.26	5.0000	0.1017	0.0500	4/20/17	11:21 AM	GEDIT.RS

Level : 2

Area	Height	Vol Adj Amt	ISTD Response	ISTD Amount	Date/Time		File
171914.10	91541.41	10.0000	0.1935	0.1000	4/20/17	11:20 AM	GEDIT.RS

Level : 3

Area	Height	Vol Adj Amt	ISTD Response	ISTD Amount	Date/Time		File
403085.03	202425.76	25.0000	0.4591	0.2500	4/20/17	11:20 AM	GEDIT.RS

Level : 4

Area	Height	Vol Adj Amt	ISTD Response	ISTD Amount	Date/Time		File
797513.60	387784.27	50.0000	0.9158	0.5000	4/20/17	11:20 AM	GEDIT.RS

Level : 5

Area	Height	Vol Adj Amt	ISTD Response	ISTD Amount	Date/Time		File
1095886.38	533867.44	75.0000	1.3142	0.7500	4/20/17	11:20 AM	GEDIT.RS

Level : 6

Area	Height	Vol Adj Amt	ISTD Response	ISTD Amount	Date/Time		File
1413713.85	693765.85	100.0000	1.7002	1.0000	4/20/17	11:20 AM	GEDIT.RS

Component: Endosulfan I

Level : 1

Area	Height	Vol Adj Amt	ISTD Response	ISTD Amount	Date/Time		File
74811.80	38923.74	5.0000	0.0851	0.0500	4/20/17	11:21 AM	GEDIT.RS

Level : 2

Area	Height	Vol Adj Amt	ISTD Response	ISTD Amount	Date/Time		File
165265.35	79196.64	10.0000	0.1860	0.1000	4/20/17	11:20 AM	GEDIT.RS

Level : 3

Area	Height	Vol Adj Amt	ISTD Response	ISTD Amount	Date/Time		File
387128.90	180216.24	25.0000	0.4409	0.2500	4/20/17	11:20 AM	GEDIT.RS

Level : 4

Area	Height	Vol Adj Amt	ISTD Response	ISTD Amount	Date/Time		File
766082.79	359318.95	50.0000	0.8797	0.5000	4/20/17	11:20 AM	GEDIT.RS

Level : 5

Area	Height	Vol Adj Amt	ISTD Response	ISTD Amount	Date/Time		File
1084079.61	490725.71	75.0000	1.3000	0.7500	4/20/17	11:20 AM	GEDIT.RS

Level : 6

Area	Height	Vol Adj Amt	ISTD Response	ISTD Amount	Date/Time		File
1407653.21	628965.72	100.0000	1.6929	1.0000	4/20/17	11:20 AM	GEDIT.RS

Component: 4,4'-DDE

Level : 1a

Area	Height	Vol Adj Amt	ISTD Response	ISTD Amount	Date/Time		File
36722.46	19921.68	2.5000	0.0430	0.0250	4/20/17	11:21 AM	GEDIT.RS

Level : 1

Area	Height	Vol Adj Amt	ISTD Response	ISTD Amount	Date/Time		File
78786.00	39769.65	5.0000	0.0896	0.0500	4/20/17	11:21 AM	GEDIT.RS

Level : 2

Area	Height	Vol Adj Amt	ISTD Response	ISTD Amount	Date/Time		File
166671.84	79755.68	10.0000	0.1876	0.1000	4/20/17	11:20 AM	GEDIT.RS

Level : 3

Area	Height	Vol Adj Amt	ISTD Response	ISTD Amount	Date/Time		File
372170.71	184143.40	25.0000	0.4239	0.2500	4/20/17	11:20 AM	GEDIT.RS

Level : 4

Area	Height	Vol Adj Amt	ISTD Response	ISTD Amount	Date/Time		File
707548.60	350921.93	50.0000	0.8125	0.5000	4/20/17	11:20 AM	GEDIT.RS

Level : 5

Area	Height	Vol Adj Amt	ISTD Response	ISTD Amount	Date/Time		File
976401.67	480945.83	75.0000	1.1709	0.7500	4/20/17	11:20 AM	GEDIT.RS

Level : 6

Area	Height	Vol Adj Amt	ISTD Response	ISTD Amount	Date/Time		File
1283798.14	622162.65	100.0000	1.5440	1.0000	4/20/17	11:20 AM	GEDIT.RS

Component: Dieldrin

Level : 1g

Area	Height	Vol Adj Amt	ISTD Response	ISTD Amount	Date/Time		File
26308.94	13248.74	1.5000	0.0295	0.0150	4/20/17	11:21 AM	GEDIT.RS

Level : 1a

Area	Height	Vol Adj Amt	ISTD Response	ISTD Amount	Date/Time		File
47206.06	22861.44	2.5000	0.0552	0.0250	4/20/17	11:21 AM	GEDIT.RS

Level : 1

Area	Height	Vol Adj Amt	ISTD Response	ISTD Amount	Date/Time		File
88641.70	43014.58	5.0000	0.1008	0.0500	4/20/17	11:21 AM	GEDIT.RS

Level : 2

Area	Height	Vol Adj Amt	ISTD Response	ISTD Amount	Date/Time		File
167721.96	83001.19	10.0000	0.1888	0.1000	4/20/17	11:20 AM	GEDIT.RS

Level : 3

Area	Height	Vol Adj Amt	ISTD Response	ISTD Amount	Date/Time		File
389982.68	192670.03	25.0000	0.4441	0.2500	4/20/17	11:20 AM	GEDIT.RS

Level : 4

Area	Height	Vol Adj Amt	ISTD Response	ISTD Amount	Date/Time		File
756012.88	369825.32	50.0000	0.8681	0.5000	4/20/17	11:20 AM	GEDIT.RS

Level : 5

Area	Height	Vol Adj Amt	ISTD Response	ISTD Amount	Date/Time		File
1043218.88	503451.52	75.0000	1.2510	0.7500	4/20/17	11:20 AM	GEDIT.RS

Level : 6

Area	Height	Vol Adj Amt	ISTD Response	ISTD Amount	Date/Time		File
1373828.75	664506.45	100.0000	1.6522	1.0000	4/20/17	11:20 AM	GEDIT.RS

Component: Endrin Breakdown
This component has no calibration levels

Component: Endrin

Level : 1

Area	Height	Vol Adj Amt	ISTD Response	ISTD Amount	Date/Time		File
79191.93	39602.88	5.0000	0.0901	0.0500	4/20/17	11:21 AM	GEDIT.RS

Level : 2

Area	Height	Vol Adj Amt	ISTD Response	ISTD Amount	Date/Time		File
144134.28	73609.62	10.0000	0.1622	0.1000	4/20/17	11:20 AM	GEDIT.RS

Level : 3

Area	Height	Vol Adj Amt	ISTD Response	ISTD Amount	Date/Time		File
330551.97	169169.35	25.0000	0.3765	0.2500	4/20/17	11:20 AM	GEDIT.RS

Level : 4

Area	Height	Vol Adj Amt	ISTD Response	ISTD Amount	Date/Time		File
644810.32	323477.45	50.0000	0.7404	0.5000	4/20/17	11:20 AM	GEDIT.RS

Level : 5

Area	Height	Vol Adj Amt	ISTD Response	ISTD Amount	Date/Time		File
883496.57	438991.40	75.0000	1.0595	0.7500	4/20/17	11:20 AM	GEDIT.RS

Level : 6

Area	Height	Vol Adj Amt	ISTD Response	ISTD Amount	Date/Time		File
1160965.42	577406.10	100.0000	1.3962	1.0000	4/20/17	11:20 AM	GEDIT.RS

Component: 4,4'-DDD

Level : 1a

Area	Height	Vol Adj Amt	ISTD Response	ISTD Amount	Date/Time		File
26921.80	14388.22	2.5000	0.0315	0.0250	4/20/17	11:21 AM	GEDIT.RS

Level : 1

Area	Height	Vol Adj Amt	ISTD Response	ISTD Amount	Date/Time		File
51385.26	28415.83	5.0000	0.0584	0.0500	4/20/17	11:21 AM	GEDIT.RS

Level : 2

Area	Height	Vol Adj Amt	ISTD Response	ISTD Amount	Date/Time		File
99062.11	54461.37	10.0000	0.1115	0.1000	4/20/17	11:20 AM	GEDIT.RS

Level : 3

Area	Height	Vol Adj Amt	ISTD Response	ISTD Amount	Date/Time		File

229399.64	126342.02	25.0000	0.2613	0.2500	4/20/17	11:20 AM	GEDIT.RS

Level : 4

Area	Height	Vol Adj Amt	ISTD Response	ISTD Amount	Date/Time		File
455646.36	244452.70	50.0000	0.5232	0.5000	4/20/17	11:20 AM	GEDIT.RS

Level : 5

Area	Height	Vol Adj Amt	ISTD Response	ISTD Amount	Date/Time		File
625968.41	337351.62	75.0000	0.7507	0.7500	4/20/17	11:20 AM	GEDIT.RS

Level : 6

Area	Height	Vol Adj Amt	ISTD Response	ISTD Amount	Date/Time		File
849599.45	446788.70	100.0000	1.0218	1.0000	4/20/17	11:20 AM	GEDIT.RS

Component: Endosulfan II

Level : 1

Area	Height	Vol Adj Amt	ISTD Response	ISTD Amount	Date/Time		File
61802.70	32393.46	5.0000	0.0703	0.0500	4/20/17	11:21 AM	GEDIT.RS

Level : 2

Area	Height	Vol Adj Amt	ISTD Response	ISTD Amount	Date/Time		File
124387.93	64986.44	10.0000	0.1400	0.1000	4/20/17	11:20 AM	GEDIT.RS

Level : 3

Area	Height	Vol Adj Amt	ISTD Response	ISTD Amount	Date/Time		File
296413.10	149032.66	25.0000	0.3376	0.2500	4/20/17	11:20 AM	GEDIT.RS

Level : 4

Area	Height	Vol Adj Amt	ISTD Response	ISTD Amount	Date/Time		File
583752.47	285680.86	50.0000	0.6703	0.5000	4/20/17	11:20 AM	GEDIT.RS

Level : 5

Area	Height	Vol Adj Amt	ISTD Response	ISTD Amount	Date/Time		File
812030.96	388979.82	75.0000	0.9738	0.7500	4/20/17	11:20 AM	GEDIT.RS

Level : 6

Area	Height	Vol Adj Amt	ISTD Response	ISTD Amount	Date/Time		File
1079726.21	516358.97	100.0000	1.2985	1.0000	4/20/17	11:20 AM	GEDIT.RS

Component: Endrin aldehyde

Level : 1

Area	Height	Vol Adj Amt	ISTD Response	ISTD Amount	Date/Time		File
53519.68	27580.21	5.0000	0.0609	0.0500	4/20/17	11:21 AM	GEDIT.RS

Level : 2

Area	Height	Vol Adj Amt	ISTD Response	ISTD Amount	Date/Time		File
103946.74	52937.33	10.0000	0.1170	0.1000	4/20/17	11:20 AM	GEDIT.RS

Level : 3

Area	Height	Vol Adj Amt	ISTD Response	ISTD Amount	Date/Time		File
236482.36	118343.42	25.0000	0.2693	0.2500	4/20/17	11:20 AM	GEDIT.RS

Level : 4

Area	Height	Vol Adj Amt	ISTD Response	ISTD Amount	Date/Time		File
440556.32	220884.08	50.0000	0.5059	0.5000	4/20/17	11:20 AM	GEDIT.RS

Level : 5

Area	Height	Vol Adj Amt	ISTD Response	ISTD Amount	Date/Time		File
614599.33	300721.28	75.0000	0.7370	0.7500	4/20/17	11:20 AM	GEDIT.RS

Level : 6

Area	Height	Vol Adj Amt	ISTD Response	ISTD Amount	Date/Time		File
848825.57	393516.49	100.0000	1.0208	1.0000	4/20/17	11:20 AM	GEDIT.RS

Component: DDT Breakdown

This component has no calibration levels

Component: 4,4'-DDT

Level : 1a

Area	Height	Vol Adj Amt	ISTD Response	ISTD Amount	Date/Time		File
24258.99	14202.96	2.5000	0.0284	0.0250	4/20/17	11:21 AM	GEDIT.RS

Level : 1

Area	Height	Vol Adj Amt	ISTD Response	ISTD Amount	Date/Time		File
43091.42	26800.75	5.0000	0.0490	0.0500	4/20/17	11:21 AM	GEDIT.RS

Level : 2

Area	Height	Vol Adj Amt	ISTD Response	ISTD Amount	Date/Time		File
96087.19	54192.50	10.0000	0.1082	0.1000	4/20/17	11:20 AM	GEDIT.RS

Level : 3

Area	Height	Vol Adj Amt	ISTD Response	ISTD Amount	Date/Time		File
233067.68	127447.13	25.0000	0.2654	0.2500	4/20/17	11:20 AM	GEDIT.RS

Level : 4

Area	Height	Vol Adj Amt	ISTD Response	ISTD Amount	Date/Time		File
460772.38	247146.97	50.0000	0.5291	0.5000	4/20/17	11:20 AM	GEDIT.RS

Level : 5

Area	Height	Vol Adj Amt	ISTD Response	ISTD Amount	Date/Time		File
639787.23	339966.98	75.0000	0.7672	0.7500	4/20/17	11:20 AM	GEDIT.RS

Level : 6

Area	Height	Vol Adj Amt	ISTD Response	ISTD Amount	Date/Time		File
853005.85	446507.81	100.0000	1.0259	1.0000	4/20/17	11:20 AM	GEDIT.RS

Component: Endosulfan sulfate

Level : 1

Area	Height	Vol Adj Amt	ISTD Response	ISTD Amount	Date/Time		File
53537.59	28438.18	5.0000	0.0609	0.0500	4/20/17	11:21 AM	GEDIT.RS

Level : 2

Area	Height	Vol Adj Amt	ISTD Response	ISTD Amount	Date/Time		File
109114.79	56930.26	10.0000	0.1228	0.1000	4/20/17	11:20 AM	GEDIT.RS

Level : 3

Area	Height	Vol Adj Amt	ISTD Response	ISTD Amount	Date/Time		File
250281.36	130466.66	25.0000	0.2850	0.2500	4/20/17	11:20 AM	GEDIT.RS

Level : 4

Area	Height	Vol Adj Amt	ISTD Response	ISTD Amount	Date/Time		File
476064.72	244434.49	50.0000	0.5467	0.5000	4/20/17	11:20 AM	GEDIT.RS

Level : 5

Area	Height	Vol Adj Amt	ISTD Response	ISTD Amount	Date/Time		File
650500.58	329363.41	75.0000	0.7801	0.7500	4/20/17	11:20 AM	GEDIT.RS

Level : 6

Area	Height	Vol Adj Amt	ISTD Response	ISTD Amount	Date/Time		File
859384.48	433173.55	100.0000	1.0335	1.0000	4/20/17	11:20 AM	GEDIT.RS

Component: Methoxychlor

Level : 1

Area	Height	Vol Adj Amt	ISTD Response	ISTD Amount	Date/Time		File
26164.75	14918.59	5.0000	0.0298	0.0500	4/20/17	11:21 AM	GEDIT.RS

Level : 2

Area	Height	Vol Adj Amt	ISTD Response	ISTD Amount	Date/Time		File
51863.64	29086.15	10.0000	0.0584	0.1000	4/20/17	11:20 AM	GEDIT.RS

Level : 3

Area	Height	Vol Adj Amt	ISTD Response	ISTD Amount	Date/Time		File
120281.49	66473.42	25.0000	0.1370	0.2500	4/20/17	11:20 AM	GEDIT.RS

Level : 4

Area	Height	Vol Adj Amt	ISTD Response	ISTD Amount	Date/Time		File
235160.71	123731.56	50.0000	0.2700	0.5000	4/20/17	11:20 AM	GEDIT.RS

Level : 5

Area	Height	Vol Adj Amt	ISTD Response	ISTD Amount	Date/Time		File
323096.43	170161.59	75.0000	0.3875	0.7500	4/20/17	11:20 AM	GEDIT.RS

Level : 6

Area	Height	Vol Adj Amt	ISTD Response	ISTD Amount	Date/Time		File
423479.47	220923.61	100.0000	0.5093	1.0000	4/20/17	11:20 AM	GEDIT.RS

Component: Endrin Ketone

Level : 1

Area	Height	Vol Adj Amt	ISTD Response	ISTD Amount	Date/Time		File
61902.55	32740.34	5.0000	0.0704	0.0500	4/20/17	11:21 AM	GEDIT.RS

Level : 2

Area	Height	Vol Adj Amt	ISTD Response	ISTD Amount	Date/Time		File
118656.93	62456.15	10.0000	0.1336	0.1000	4/20/17	11:20 AM	GEDIT.RS

Level : 3

Area	Height	Vol Adj Amt	ISTD Response	ISTD Amount	Date/Time		File
268243.93	138144.65	25.0000	0.3055	0.2500	4/20/17	11:20 AM	GEDIT.RS

Level : 4

Area	Height	Vol Adj Amt	ISTD Response	ISTD Amount	Date/Time		File
513486.16	258748.91	50.0000	0.5896	0.5000	4/20/17	11:20 AM	GEDIT.RS

Level : 5

Area	Height	Vol Adj Amt	ISTD Response	ISTD Amount	Date/Time		File
712574.10	348878.68	75.0000	0.8545	0.7500	4/20/17	11:20 AM	GEDIT.RS

Level : 6

Area	Height	Vol Adj Amt	ISTD Response	ISTD Amount	Date/Time		File
936952.80	456863.14	100.0000	1.1268	1.0000	4/20/17	11:20 AM	GEDIT.RS

Component: Mirex

Level : 1

Area	Height	Vol Adj Amt	ISTD Response	ISTD Amount	Date/Time		File
43681.51	22653.88	5.0000	0.0497	0.0500	4/20/17	11:21 AM	GEDIT.RS

Level : 2

Area	Height	Vol Adj Amt	ISTD Response	ISTD Amount	Date/Time		File
81960.61	41879.47	10.0000	0.0923	0.1000	4/20/17	11:20 AM	GEDIT.RS

Level : 3

Area	Height	Vol Adj Amt	ISTD Response	ISTD Amount	Date/Time		File
178329.46	89306.77	25.0000	0.2031	0.2500	4/20/17	11:20 AM	GEDIT.RS

Level : 4

Area	Height	Vol Adj Amt	ISTD Response	ISTD Amount	Date/Time		File
332944.46	163183.52	50.0000	0.3823	0.5000	4/20/17	11:20 AM	GEDIT.RS

Level : 5

Area	Height	Vol Adj Amt	ISTD Response	ISTD Amount	Date/Time		File
445583.43	218038.05	75.0000	0.5343	0.7500	4/20/17	11:20 AM	GEDIT.RS

Level : 6

Area	Height	Vol Adj Amt	ISTD Response	ISTD Amount	Date/Time		File
577762.06	281330.81	100.0000	0.6948	1.0000	4/20/17	11:20 AM	GEDIT.RS

Component: % DCBP

Level : 1

Area	Height	Vol Adj Amt	ISTD Response	ISTD Amount	Date/Time		File
194341.98	92080.49	20.0000	0.2210	0.2000	4/20/17	11:21 AM	GEDIT.RS

Level : 2

Area	Height	Vol Adj Amt	ISTD Response	ISTD Amount	Date/Time		File
373294.02	170708.89	40.0000	0.4202	0.4000	4/20/17	11:20 AM	GEDIT.RS

Level : 3

Area	Height	Vol Adj Amt	ISTD Response	ISTD Amount	Date/Time		File
519871.23	236958.40	60.0000	0.5921	0.6000	4/20/17	11:20 AM	GEDIT.RS

Level : 4

Area	Height	Vol Adj Amt	ISTD Response	ISTD Amount	Date/Time		File
670382.18	303390.37	80.0000	0.7698	0.8000	4/20/17	11:20 AM	GEDIT.RS

Level : 5

Area	Height	Vol Adj Amt	ISTD Response	ISTD Amount	Date/Time		File
760618.38	341608.88	100.0000	0.9121	1.0000	4/20/17	11:20 AM	GEDIT.RS

Level : 6

Area	Height	Vol Adj Amt	ISTD Response	ISTD Amount	Date/Time		File
915434.72	405460.20	120.0000	1.1009	1.2000	4/20/17	11:20 AM	GEDIT.RS

Client Id: Initial Calibration

Software Version: 4.1<1L22>
Date: 4/20/17 11:32 AM
Sample Name : mix 6;11s
Data File   : E:\TC2017\ECD35\04-APR\419A021.RAW   Date: 4/19/17 07:47 PM
Sequence File: E:\TC2017\ECD35\04-APR\PEST_SEQ.SEQ   Cycle: 510   Channel : A
Instrument   : AUTO_ECD35   Rack/Vial: 0/18   Operator: ce
Sample Amount   : 1.0000   Dilution Factor : 1.00

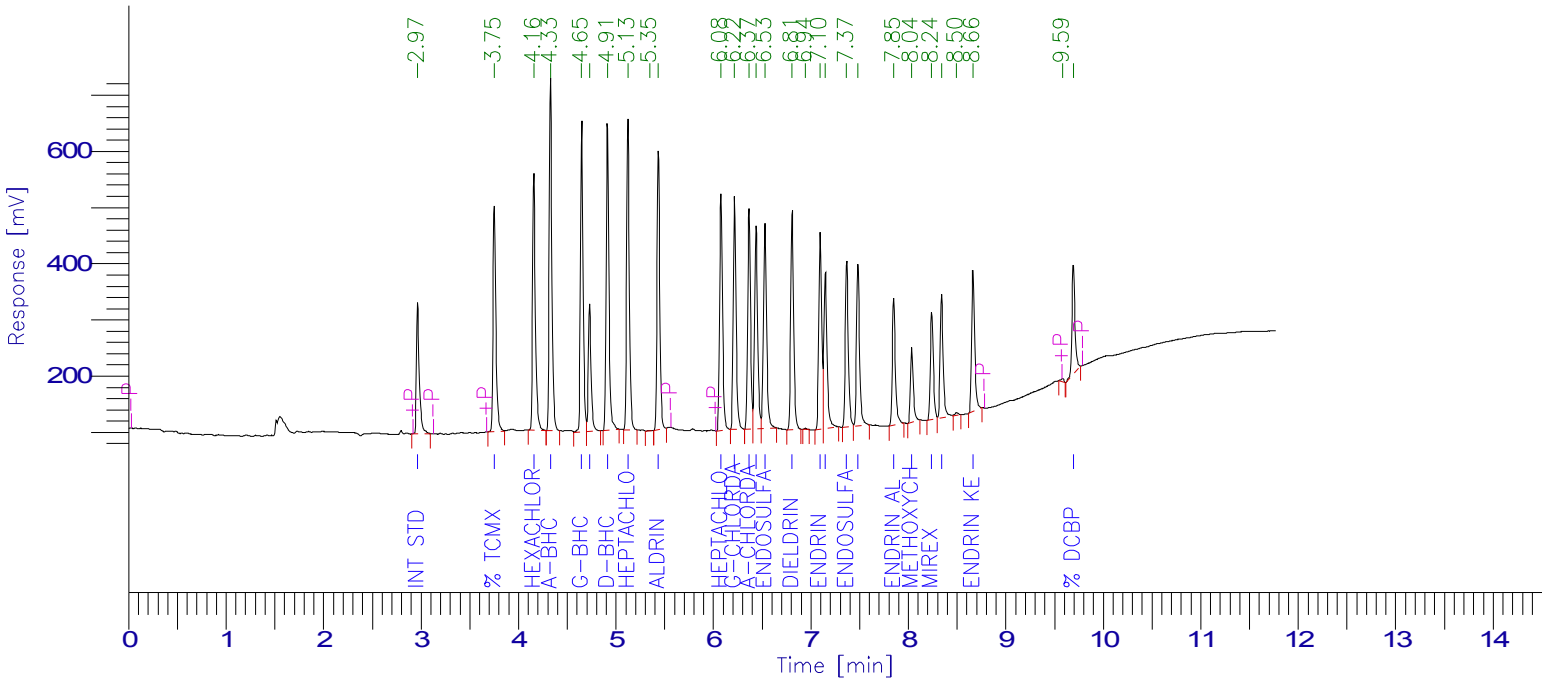

PESTICIDE REPORT

Peak #	Time [min]	Component Name	Raw Amount	Surrogate Recovery Multiplier TCMX & DCBP	Adjusted Amount for Labowrks	Area [µV·s]
1	2.967	Int Std	100.0000	250.0000	1.0000	100.0000	478251.22
2	3.753	% TCMX	109.9287	274.8217	1.0000	109.9287	804935.49
3	4.159	Hexachlorobenzene	86.3968	215.9919	1.0000	86.3968	921734.77
4	4.330	a-BHC	89.4752	223.6879	1.0000	89.4752	1201193.25
5	4.650	g-BHC	85.6721	214.1801	1.0000	85.6721	1071004.60
6	4.730	b-BHC	91.7153	229.2883	1.0000	91.7153	451565.61
7	4.914	d-BHC	90.7081	226.7703	1.0000	90.7081	1087813.38
8	5.125	Heptachlor	89.4951	223.7378	1.0000	89.4951	1068427.18
10	5.436	Aldrin	85.5890	213.9726	1.0000	85.5890	977419.86
11	6.079	Heptachlor epoxide	89.9205	224.8011	1.0000	89.9205	873716.01
12	6.218	g-Chlordane	87.4737	218.6842	1.0000	87.4737	861452.08
13	6.367	a-Chlordane	85.9491	214.8728	1.0000	85.9491	808717.50
14	6.439	4,4'-DDE	90.4936	226.2339	1.0000	90.4936	769744.46
15	6.530	Endosulfan I	90.7868	226.9669	1.0000	90.7868	824965.10
16	6.809	Dieldrin	87.6351	219.0877	1.0000	87.6351	840172.32
18	7.097	Endrin	92.2361	230.5903	1.0000	92.2361	744743.51
19	7.150	4,4'-DDD	91.9495	229.8738	1.0000	91.9495	627804.32
20	7.369	Endosulfan II	90.3836	225.9590	1.0000	90.3836	642158.50
21	7.484	4,4'-DDT	91.8653	229.6632	1.0000	91.8653	615111.51
22	7.850	Endrin aldehyde	92.8914	232.2286	1.0000	92.8914	494311.40
23	8.035	Methoxychlor	94.1071	235.2677	1.0000	94.1071	279740.95
24	8.241	Mirex	84.6323	211.5807	1.0000	84.6323	405918.18
25	8.341	Endosulfan sulfate	91.3751	228.4378	1.0000	91.3751	472394.89
27	8.664	Endrin Ketone	87.1193	217.7982	1.0000	87.1193	552879.16
29	9.693	% DCBP	108.3593	270.8982	1.0000	108.3593	428240.07
				5715.3947	25.0000	2286.1579	18304415.35

Client Id: Initial Calibration

Software Version: 4.1<1L22>
Date: 4/20/17 11:35 AM
Sample Name : mix 6;11s
Data File : E:\TC2017\ECD35\04-APR\419B021.RAW Date: 4/19/17 07:47 PM
Sequence File: E:\TC2017\ECD35\04-APR\PEST_SEQ.SEQ Cycle: 510 Channel : B
Instrument : AUTO_ECD35 Rack/Vial: 0/18 Operator: ce
Sample Amount : 1.0000 Dilution Factor : 1.00

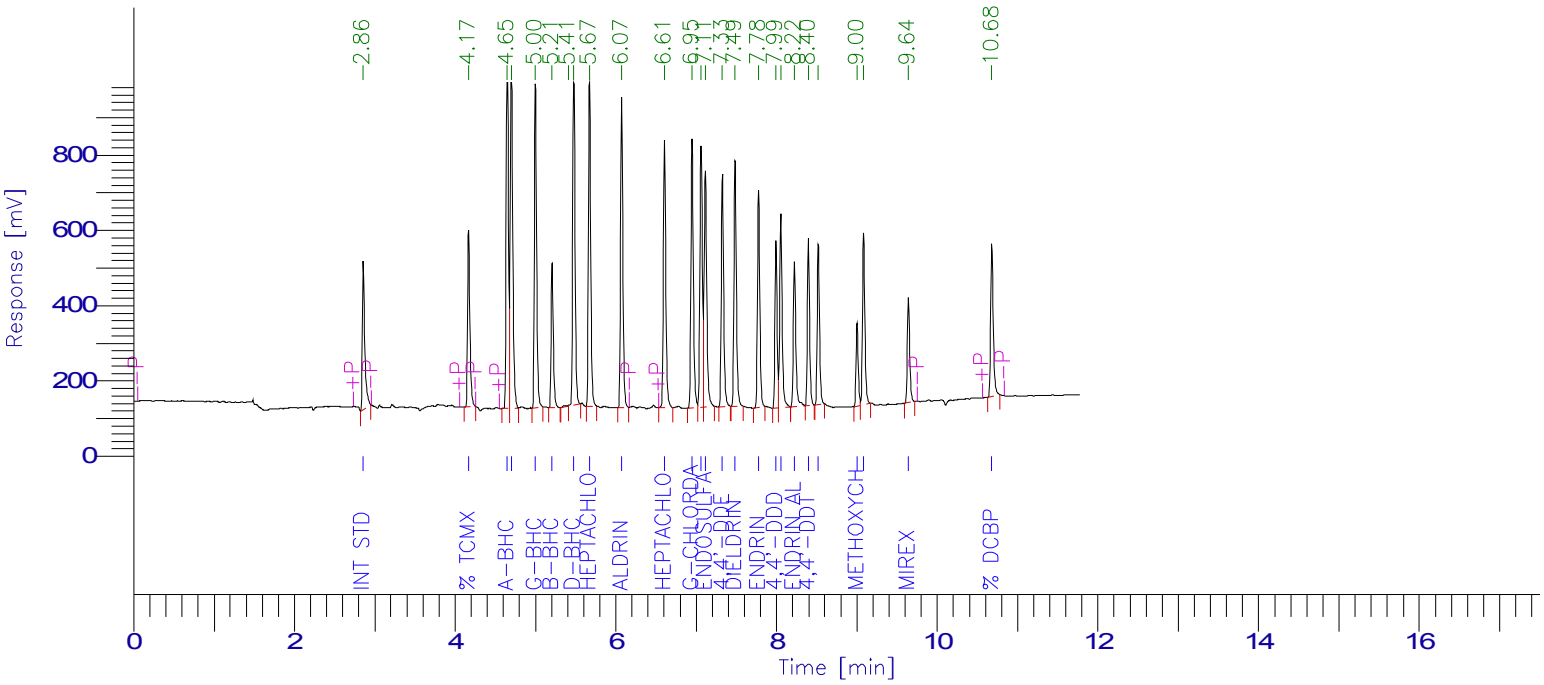

PESTICIDE REPORT

Peak #	Time [min]	Component Name	Raw Amount	Surrogate Recovery Multiplier TCMX & DCBP		Adjusted Amount for Labowrks	Area [µV·s]
1	2.858	Int Std	100.0000	250.0000	1.0000	100.0000	831502.02
2	4.169	% TCMX	109.8113	274.5282	1.0000	109.8113	946547.37
3	4.650	a-BHC	82.4845	206.2111	1.0000	82.4845	1874957.94
4	4.701	Hexachlorobenzene	81.3306	203.3265	1.0000	81.3306	2004671.20
5	4.999	g-BHC	104.2283	260.5709	1.0000	104.2283	1679951.51
6	5.208	b-BHC	88.1744	220.4361	1.0000	88.1744	747663.66
8	5.475	d-BHC	87.7300	219.3250	1.0000	87.7300	1846667.87
9	5.672	Heptachlor	93.4546	233.6364	1.0000	93.4546	1725913.26
10	6.072	Aldrin	93.0607	232.6517	1.0000	93.0607	1660815.25
11	6.605	Heptachlor epoxide	92.4755	231.1887	1.0000	92.4755	1515927.49
12	6.950	g-Chlordane	91.2895	228.2238	1.0000	91.2895	1512608.79
13	7.062	a-Chlordane	90.3968	225.9921	1.0000	90.3968	1413713.85
14	7.114	Endosulfan I	96.6337	241.5842	1.0000	96.6337	1407653.21
15	7.326	4,4'-DDE	91.4914	228.7285	1.0000	91.4914	1283798.14
16	7.485	Dieldrin	88.6439	221.6098	1.0000	88.6439	1373828.75
17	7.776	Endrin	90.8667	227.1667	1.0000	90.8667	1160965.42
18	7.993	4,4'-DDD	93.3941	233.4854	1.0000	93.3941	849599.45
19	8.054	Endosulfan II	96.2601	240.6502	1.0000	96.2601	1079726.21
20	8.221	Endrin aldehyde	94.5203	236.3006	1.0000	94.5203	848825.57
21	8.396	4,4'-DDT	97.4872	243.7179	1.0000	97.4872	853005.85
22	8.520	Endosulfan sulfate	91.8262	229.5654	1.0000	91.8262	859384.48
23	9.001	Methoxychlor	92.7991	231.9977	1.0000	92.7991	423479.47
24	9.083	Endrin Ketone	91.2258	228.0646	1.0000	91.2258	936952.80
25	9.641	Mirex	85.0735	212.6836	1.0000	85.0735	577762.06
26	10.678	% DCBP	111.3134	278.2834	1.0000	111.3134	915434.72
				5839.9286	25.0000	2335.9714	30331356.35

Client Id: Initial Calibration

Software Version: 4.1<1L22>
Date: 4/20/17 11:33 AM
Sample Name : mix 5;11r
Data File   : E:\TC2017\ECD35\04-APR\419A022.RAW   Date: 4/19/17 08:04 PM
Sequence File: E:\TC2017\ECD35\04-APR\PEST_SEQ.SEQ   Cycle: 511   Channel : A
Instrument   : AUTO_ECD35   Rack/Vial: 0/19   Operator: ce
Sample Amount   : 1.0000   Dilution Factor : 1.00

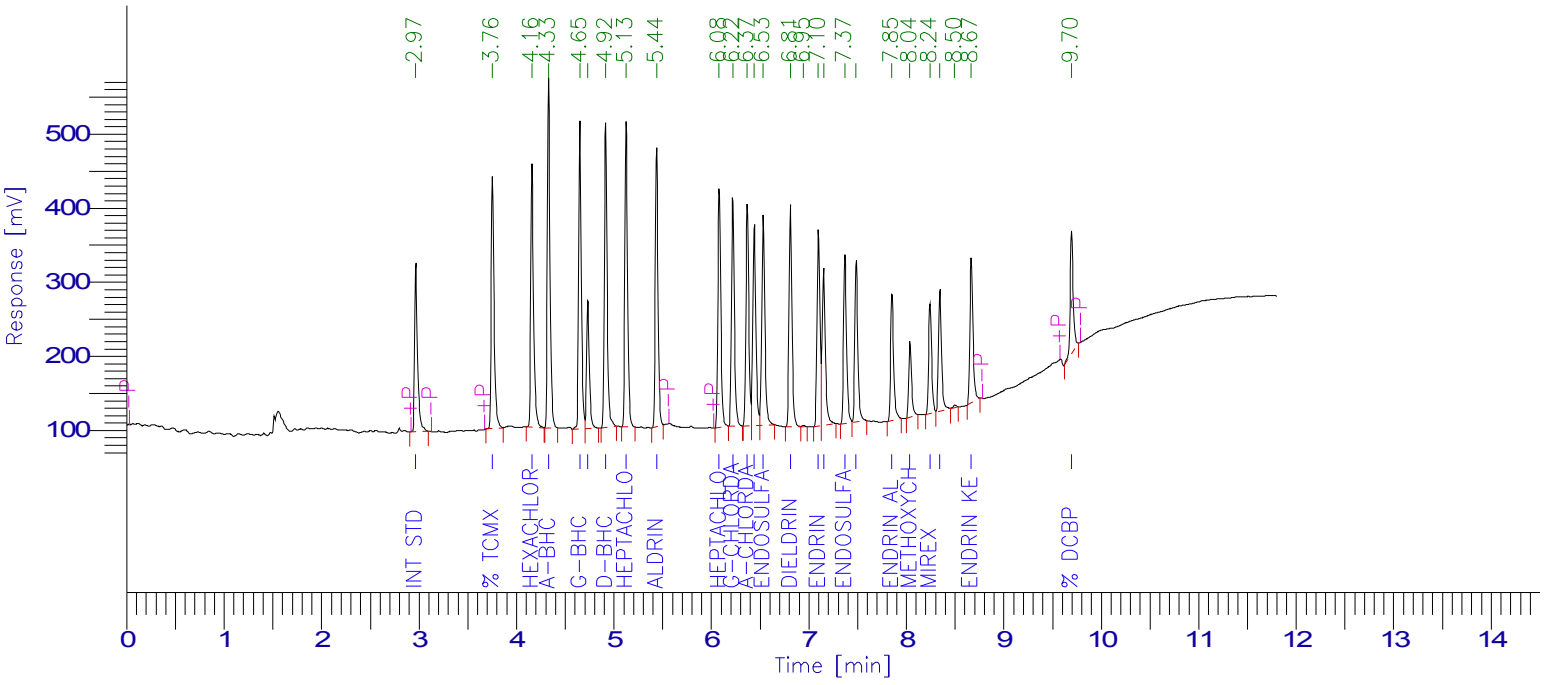

PESTICIDE REPORT

Peak #	Time [min]	Component Name	Raw Amount	Surrogate Recovery TCMX & DCBP	Multiplier	Adjusted Amount for Labowrks	Area [µV·s]
1	2.969	Int Std	100.0000	250.0000	1.0000	100.0000	477041.63
2	3.755	% TCMX	92.7704	231.9259	1.0000	92.7704	677578.29
3	4.161	Hexachlorobenzene	67.4743	168.6857	1.0000	67.4743	718037.19
4	4.331	a-BHC	66.9872	167.4679	1.0000	66.9872	897019.88
5	4.652	g-BHC	64.8745	162.1864	1.0000	64.8745	808959.30
6	4.733	b-BHC	71.1203	177.8009	1.0000	71.1203	349279.44
7	4.916	d-BHC	68.1918	170.4795	1.0000	68.1918	815718.73
8	5.127	Heptachlor	67.5779	168.9448	1.0000	67.5779	804730.87
9	5.439	Aldrin	64.7276	161.8191	1.0000	64.7276	737314.93
10	6.082	Heptachlor epoxide	68.6368	171.5921	1.0000	68.6368	665225.97
11	6.221	g-Chlordane	66.4799	166.1998	1.0000	66.4799	653047.22
12	6.369	a-Chlordane	66.4955	166.2389	1.0000	66.4955	624091.21
13	6.441	4,4'-DDE	68.8292	172.0730	1.0000	68.8292	583985.22
14	6.533	Endosulfan I	69.5391	173.8476	1.0000	69.5391	630292.38
15	6.812	Dieldrin	67.5189	168.7974	1.0000	67.5189	645678.47
17	7.100	Endrin	68.8307	172.0768	1.0000	68.8307	554355.19
18	7.153	4,4'-DDD	72.2443	180.6108	1.0000	72.2443	492015.32
19	7.371	Endosulfan II	69.1403	172.8508	1.0000	69.1403	489986.72
20	7.486	4,4'-DDT	69.3386	173.3464	1.0000	69.3386	463102.89
21	7.853	Endrin aldehyde	71.1338	177.8345	1.0000	71.1338	377573.19
22	8.038	Methoxychlor	71.7849	179.4622	1.0000	71.7849	212846.71
23	8.244	Mirex	65.4494	163.6234	1.0000	65.4494	313118.06
24	8.345	Endosulfan sulfate	69.6088	174.0220	1.0000	69.6088	358956.43
26	8.667	Endrin Ketone	66.8623	167.1557	1.0000	66.8623	423250.21
27	9.696	% DCBP	89.9873	224.9684	1.0000	89.9873	354734.09
			4464.0099	25.0000		1785.6039	14127939.53

Client Id: Initial Calibration

Software Version: 4.1<1L22>
Date: 4/20/17 11:35 AM
Sample Name : mix 5;11r
Data File : E:\TC2017\ECD35\04-APR\419B022.RAW Date: 4/19/17 08:04 PM
Sequence File: E:\TC2017\ECD35\04-APR\PEST_SEQ.SEQ Cycle: 511 Channel : B
Instrument : AUTO_ECD35 Rack/Vial: 0/19 Operator: ce
Sample Amount : 1.0000 Dilution Factor : 1.00

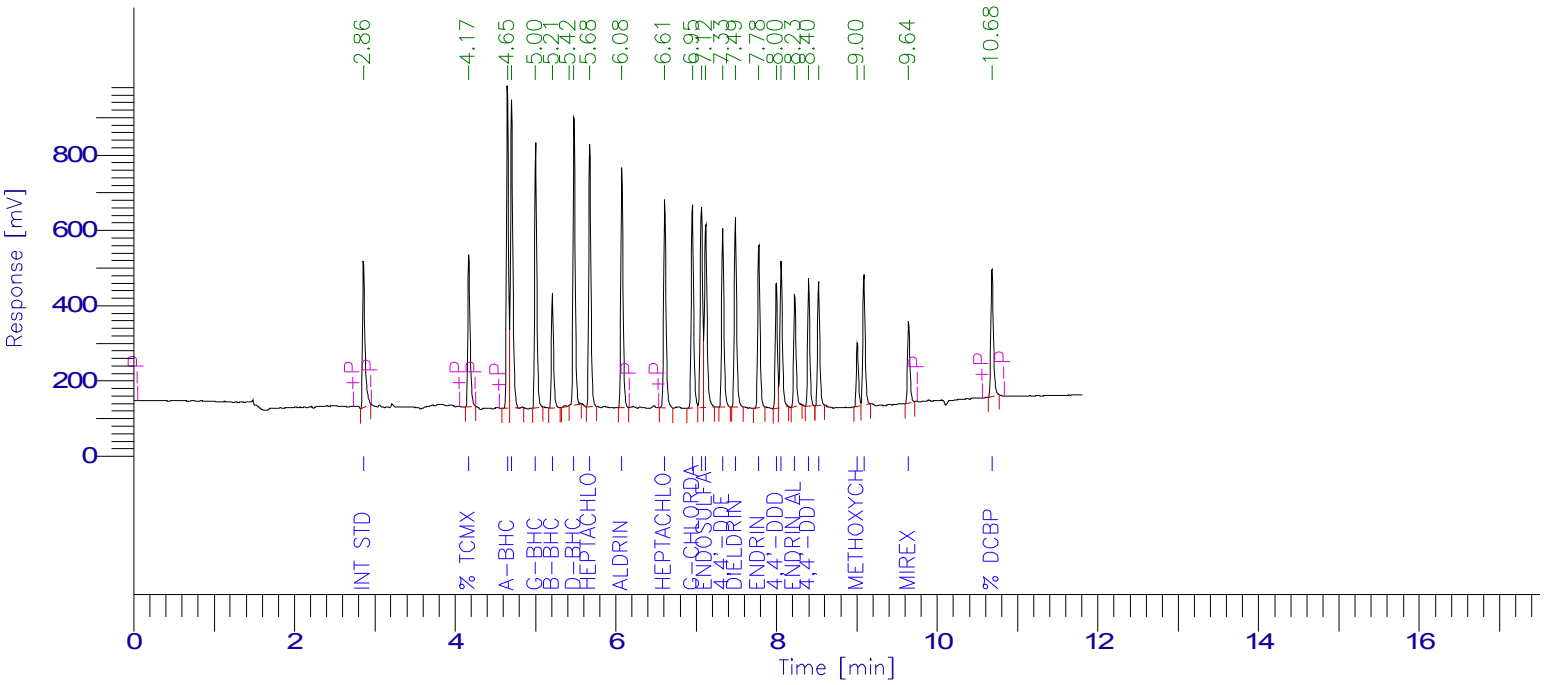

PESTICIDE REPORT

Peak #	Time [min]	Component Name	Raw Amount	Surrogate Recovery Multiplier TCMX & DCBP		Adjusted Amount for Labowrks	Area [µV·s]
1	2.861	Int Std	100.0000	250.0000	1.0000	100.0000	833880.83
2	4.172	% TCMX	92.7864	231.9660	1.0000	92.7864	802085.15
3	4.653	a-BHC	69.2581	173.1453	1.0000	69.2581	1578813.70
4	4.704	Hexachlorobenzene	65.0512	162.6279	1.0000	65.0512	1607996.18
5	5.002	g-BHC	81.3832	203.4579	1.0000	81.3832	1315485.96
6	5.211	b-BHC	67.9330	169.8324	1.0000	67.9330	577676.59
8	5.480	d-BHC	69.0491	172.6228	1.0000	69.0491	1457603.67
9	5.676	Heptachlor	72.3444	180.8610	1.0000	72.3444	1339874.14
10	6.075	Aldrin	69.8586	174.6464	1.0000	69.8586	1250303.52
11	6.608	Heptachlor epoxide	70.3731	175.9327	1.0000	70.3731	1156909.10
12	6.953	g-Chlordane	69.2699	173.1747	1.0000	69.2699	1151041.15
13	7.066	a-Chlordane	69.8741	174.6854	1.0000	69.8741	1095886.38
14	7.118	Endosulfan I	74.2084	185.5211	1.0000	74.2084	1084079.61
15	7.330	4,4'-DDE	69.3859	173.4648	1.0000	69.3859	976401.67
16	7.489	Dieldrin	67.1199	167.7997	1.0000	67.1199	1043218.88
17	7.779	Endrin	68.9524	172.3811	1.0000	68.9524	883496.57
18	7.997	4,4'-DDD	68.6147	171.5367	1.0000	68.6147	625968.41
19	8.058	Endosulfan II	72.1879	180.4698	1.0000	72.1879	812030.96
20	8.226	Endrin aldehyde	68.2430	170.6074	1.0000	68.2430	614599.33
21	8.399	4,4'-DDT	72.9105	182.2764	1.0000	72.9105	639787.23
22	8.523	Endosulfan sulfate	69.3084	173.2711	1.0000	69.3084	650500.58
23	9.004	Methoxychlor	70.5997	176.4992	1.0000	70.5997	323096.43
24	9.087	Endrin Ketone	69.1814	172.9536	1.0000	69.1814	712574.10
25	9.643	Mirex	65.4234	163.5586	1.0000	65.4234	445583.43
26	10.680	% DCBP	92.2245	230.5612	1.0000	92.2245	760618.38
				4563.8532	25.0000	1825.5413	23739511.95

Client Id: Initial Calibration

Software Version: 4.1<1L22>
Date: 4/20/17 11:33 AM
Sample Name : mix 4;11q
Data File   : E:\TC2017\ECD35\04-APR\419A023.RAW   Date: 4/19/17 08:21 PM
Sequence File: E:\TC2017\ECD35\04-APR\PEST_SEQ.SEQ   Cycle: 512   Channel : A
Instrument   : AUTO_ECD35   Rack/Vial: 0/20   Operator: ce
Sample Amount   : 1.0000   Dilution Factor : 1.00

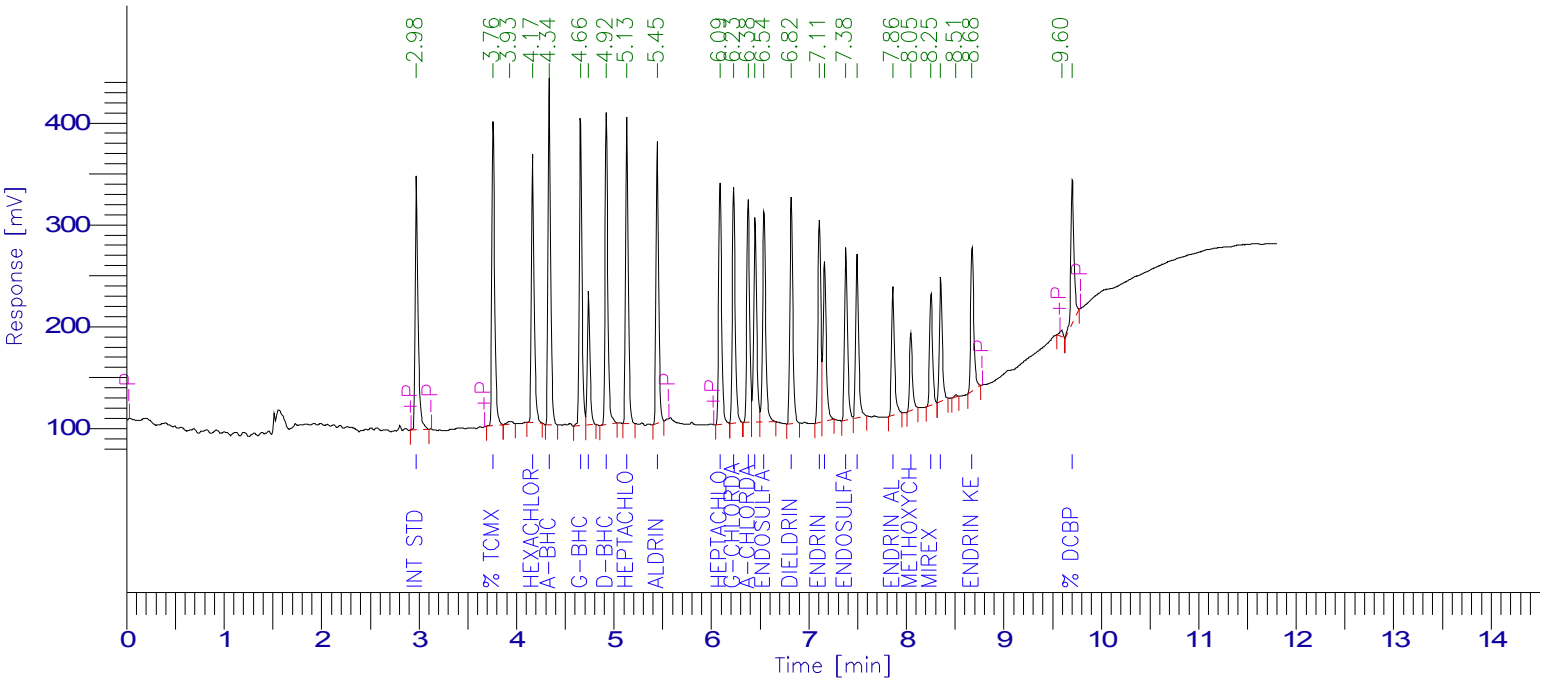

PESTICIDE REPORT

Peak #	Time [min]	Component Name	Raw Amount	Surrogate Recovery TCMX & DCBP	Multiplier	Adjusted Amount for Labowrks	Area [µV·s]
1	2.975	Int Std	100.0000	250.0000	1.0000	100.0000	504818.64
2	3.761	% TCMX	75.5416	188.8540	1.0000	75.5416	583869.21
4	4.167	Hexachlorobenzene	45.9375	114.8438	1.0000	45.9375	517315.31
5	4.337	a-BHC	44.7118	111.7795	1.0000	44.7118	633594.87
6	4.658	g-BHC	44.0498	110.1246	1.0000	44.0498	581266.99
7	4.740	b-BHC	48.5048	121.2620	1.0000	48.5048	252082.75
8	4.923	d-BHC	46.9223	117.3057	1.0000	46.9223	593972.80
9	5.134	Heptachlor	46.0314	115.0784	1.0000	46.0314	580067.71
10	5.446	Aldrin	44.1812	110.4530	1.0000	44.1812	532573.73
11	6.090	Heptachlor epoxide	47.5192	118.7980	1.0000	47.5192	487371.61
12	6.229	g-Chlordane	45.9336	114.8341	1.0000	45.9336	477489.72
13	6.378	a-Chlordane	45.5267	113.8168	1.0000	45.5267	452169.22
14	6.449	4,4'-DDE	47.7565	119.3912	1.0000	47.7565	428785.92
15	6.541	Endosulfan I	48.5533	121.3832	1.0000	48.5533	465705.04
16	6.821	Dieldrin	46.4028	116.0070	1.0000	46.4028	469584.52
17	7.109	Endrin	48.4776	121.1941	1.0000	48.4776	413167.83
18	7.162	4,4'-DDD	48.4159	121.0399	1.0000	48.4159	348933.32
19	7.381	Endosulfan II	48.0993	120.2483	1.0000	48.0993	360720.58
20	7.495	4,4'-DDT	47.9773	119.9433	1.0000	47.9773	339092.32
21	7.862	Endrin aldehyde	49.2093	123.0232	1.0000	49.2093	276408.36
22	8.047	Methoxychlor	48.8648	122.1620	1.0000	48.8648	153323.70
23	8.254	Mirex	44.9993	112.4982	1.0000	44.9993	227817.77
24	8.353	Endosulfan sulfate	45.7613	114.4032	1.0000	45.7613	249720.85
26	8.675	Endrin Ketone	46.3294	115.8235	1.0000	46.3294	310350.12
28	9.704	% DCBP	75.4799	188.6998	1.0000	75.4799	314870.52
			3202.9669	25.0000		1281.1868	10555073.40

Client Id: Initial Calibration

Software Version: 4.1<1L22>
Date: 4/20/17 11:36 AM
Sample Name : mix 4;11q
Data File   : E:\TC2017\ECD35\04-APR\419B023.RAW Date: 4/19/17 08:21 PM
Sequence File: E:\TC2017\ECD35\04-APR\PEST_SEQ.SEQ Cycle: 512 Channel : B
Instrument   : AUTO_ECD35 Rack/Vial: 0/20 Operator: ce
Sample Amount   : 1.0000 Dilution Factor : 1.00

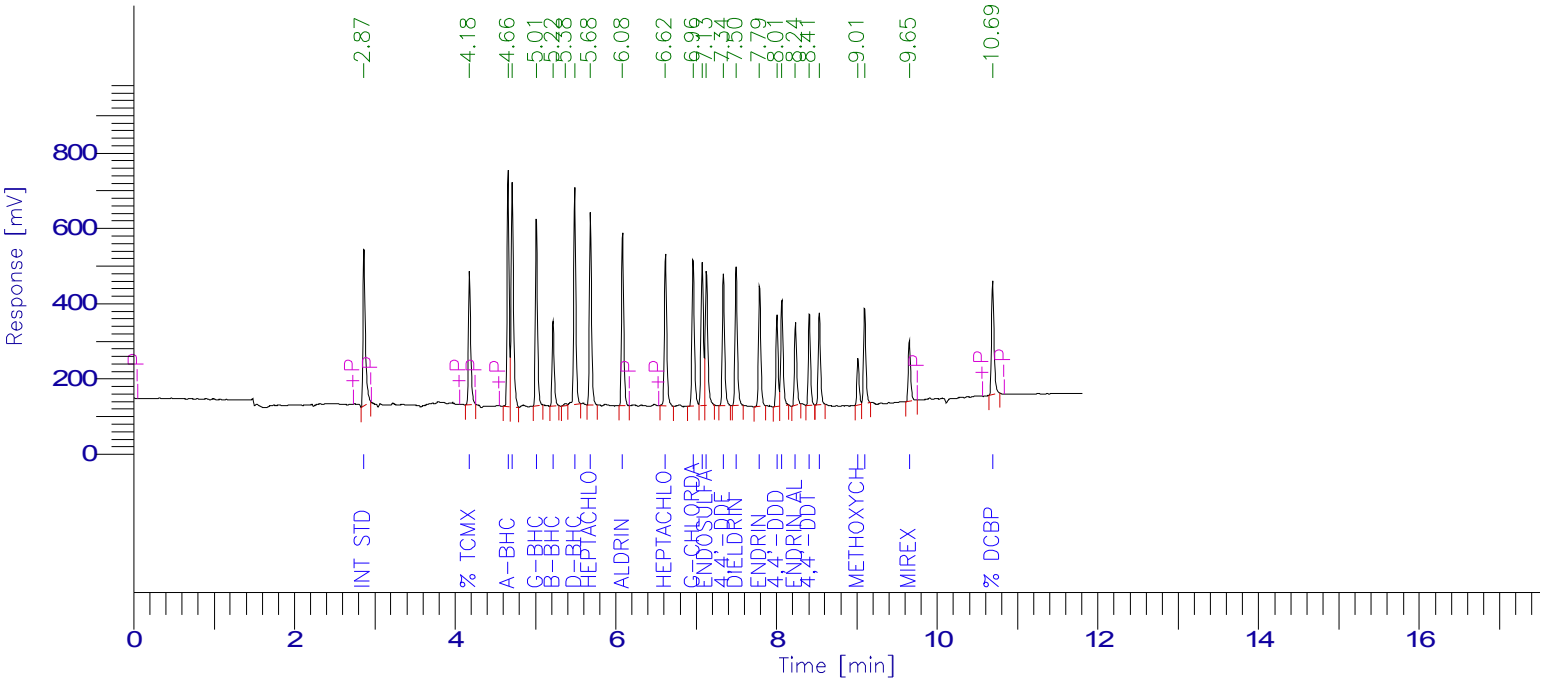

PESTICIDE REPORT

Peak #	Time [min]	Component Name	Raw Amount	Surrogate Recovery TCMX & DCBP	Multiplier	Adjusted Amount for Labowrks	Area [µV·s]
1	2.867	Int Std	100.0000	250.0000	1.0000	100.0000	870868.94
2	4.180	% TCMX	76.1205	190.3014	1.0000	76.1205	687205.90
3	4.660	a-BHC	46.2677	115.6693	1.0000	46.2677	1101506.77
4	4.712	Hexachlorobenzene	47.0022	117.5056	1.0000	47.0022	1213381.35
5	5.011	g-BHC	54.9329	137.3323	1.0000	54.9329	927327.53
6	5.220	b-BHC	47.4724	118.6810	1.0000	47.4724	421593.88
8	5.488	d-BHC	48.7546	121.8865	1.0000	48.7546	1074845.05
9	5.684	Heptachlor	49.4759	123.6897	1.0000	49.4759	956976.91
10	6.084	Aldrin	48.0246	120.0616	1.0000	48.0246	897653.02
11	6.618	Heptachlor epoxide	48.9452	122.3630	1.0000	48.9452	840333.08
12	6.962	g-Chlordane	47.6984	119.2461	1.0000	47.6984	827750.33
13	7.075	a-Chlordane	48.6901	121.7251	1.0000	48.6901	797513.60
14	7.127	Endosulfan I	50.2133	125.5333	1.0000	50.2133	766082.79
15	7.339	4,4'-DDE	48.1449	120.3623	1.0000	48.1449	707548.60
16	7.498	Dieldrin	46.5754	116.4384	1.0000	46.5754	756012.88
17	7.789	Endrin	48.1868	120.4669	1.0000	48.1868	644810.32
18	8.006	4,4'-DDD	47.8238	119.5594	1.0000	47.8238	455646.36
19	8.067	Endosulfan II	49.6903	124.2258	1.0000	49.6903	583752.47
20	8.235	Endrin aldehyde	46.8402	117.1004	1.0000	46.8402	440556.32
21	8.408	4,4'-DDT	50.2797	125.6992	1.0000	50.2797	460772.38
22	8.532	Endosulfan sulfate	48.5686	121.4215	1.0000	48.5686	476064.72
23	9.012	Methoxychlor	49.2024	123.0061	1.0000	49.2024	235160.71
24	9.096	Endrin Ketone	47.7353	119.3382	1.0000	47.7353	513486.16
25	9.652	Mirex	46.8088	117.0220	1.0000	46.8088	332944.46
26	10.688	% DCBP	77.8311	194.5777	1.0000	77.8311	670382.18
			3303.2127	25.0000		1321.2851	17660176.71

Client Id: Initial Calibration

Software Version: 4.1<1L22>
Date: 4/20/17 11:33 AM
Sample Name : mix 3;11p
Data File   : E:\TC2017\ECD35\04-APR\419A024.RAW   Date: 4/19/17 08:37 PM
Sequence File: E:\TC2017\ECD35\04-APR\PEST_SEQ.SEQ   Cycle: 513   Channel : A
Instrument   : AUTO_ECD35   Rack/Vial: 0/21   Operator: ce
Sample Amount   : 1.0000   Dilution Factor : 1.00

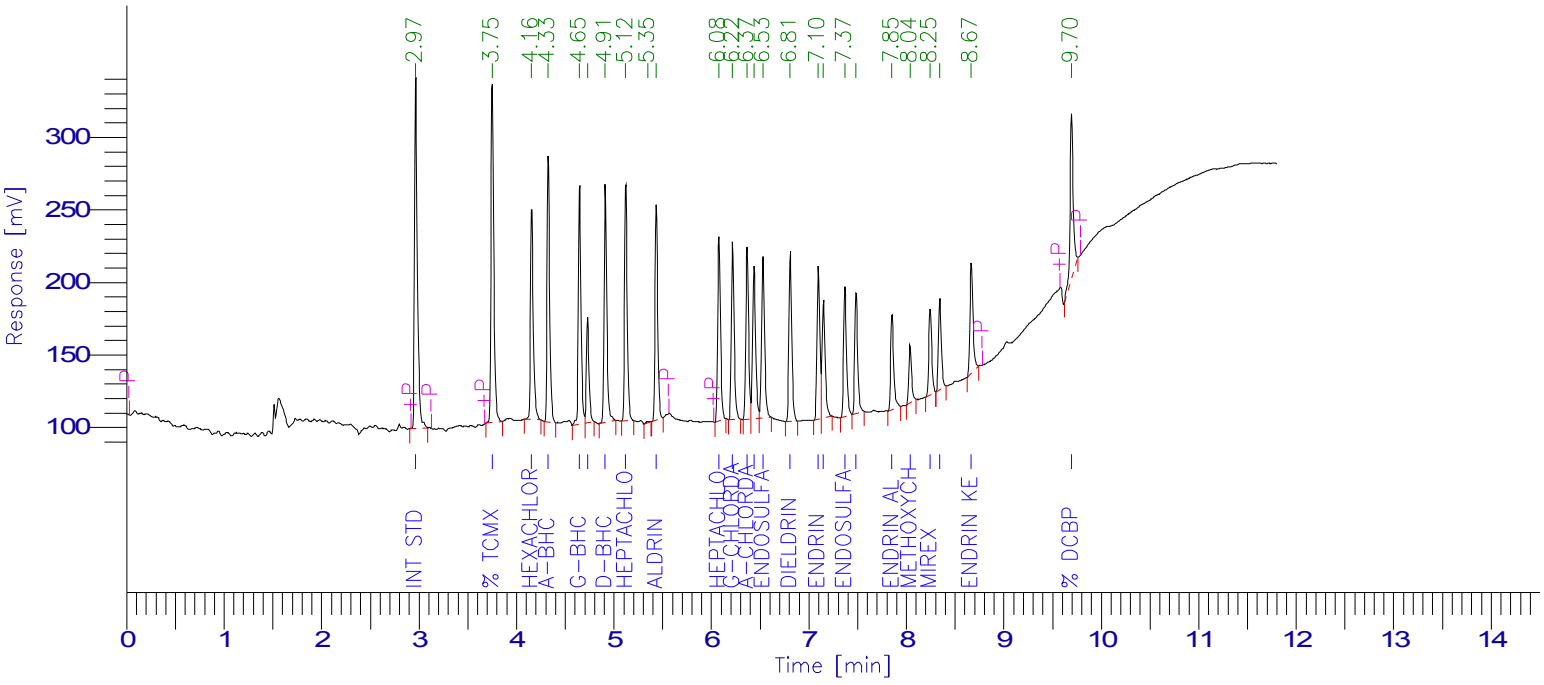

PESTICIDE REPORT

Peak #	Time [min]	Component Name	Raw Amount	Surrogate Recovery Multiplier TCMX & DCBP	Adjusted Amount for Labowrks	Area [µV·s]
1	2.968	Int Std	100.0000	250.0000	1.0000	100.0000	494555.54
2	3.752	% TCMX	60.5137	151.2844	1.0000	60.5137	458208.40
3	4.157	Hexachlorobenzene	26.4068	66.0169	1.0000	26.4068	291328.17
4	4.327	a-BHC	24.4222	61.0555	1.0000	24.4222	339042.34
5	4.648	g-BHC	24.7889	61.9723	1.0000	24.7889	320456.08
6	4.731	b-BHC	26.6628	66.6571	1.0000	26.6628	135751.46
7	4.913	d-BHC	25.5517	63.8794	1.0000	25.5517	316874.78
8	5.123	Heptachlor	25.2136	63.0341	1.0000	25.2136	311271.98
10	5.436	Aldrin	24.1727	60.4317	1.0000	24.1727	285460.88
11	6.079	Heptachlor epoxide	25.2429	63.1073	1.0000	25.2429	253635.54
12	6.219	g-Chlordane	24.6962	61.7406	1.0000	24.6962	251503.16
13	6.367	a-Chlordane	24.7119	61.7798	1.0000	24.7119	240447.77
14	6.438	4,4'-DDE	25.3067	63.2668	1.0000	25.3067	222599.42
15	6.530	Endosulfan I	25.6663	64.1657	1.0000	25.6663	241176.39
16	6.810	Dieldrin	24.6950	61.7375	1.0000	24.6950	244826.43
17	7.099	Endrin	25.7276	64.3190	1.0000	25.7276	214814.63
18	7.151	4,4'-DDD	25.7825	64.4562	1.0000	25.7825	182036.50
19	7.371	Endosulfan II	25.7077	64.2692	1.0000	25.7077	188875.05
20	7.485	4,4'-DDT	25.0710	62.6776	1.0000	25.0710	173593.67
21	7.854	Endrin aldehyde	26.1251	65.3126	1.0000	26.1251	143761.02
22	8.039	Methoxychlor	26.0344	65.0859	1.0000	26.0344	80027.63
23	8.245	Mirex	24.5429	61.3572	1.0000	24.5429	121727.09
24	8.344	Endosulfan sulfate	24.2946	60.7364	1.0000	24.2946	129880.89
25	8.668	Endrin Ketone	24.7460	61.8651	1.0000	24.7460	162397.92
26	9.696	% DCBP	62.8423	157.1057	1.0000	62.8423	256821.93
			1947.3138	25.0000	778.9255	6061074.67

Client Id: Initial Calibration

Software Version: 4.1<1L22>
Date: 4/20/17 11:36 AM
Sample Name : mix 3;11p
Data File   : E:\TC2017\ECD35\04-APR\419B024.RAW   Date: 4/19/17 08:37 PM
Sequence File: E:\TC2017\ECD35\04-APR\PEST_SEQ.SEQ   Cycle: 513   Channel : B
Instrument   : AUTO_ECD35   Rack/Vial: 0/21   Operator: ce
Sample Amount   : 1.0000   Dilution Factor : 1.00

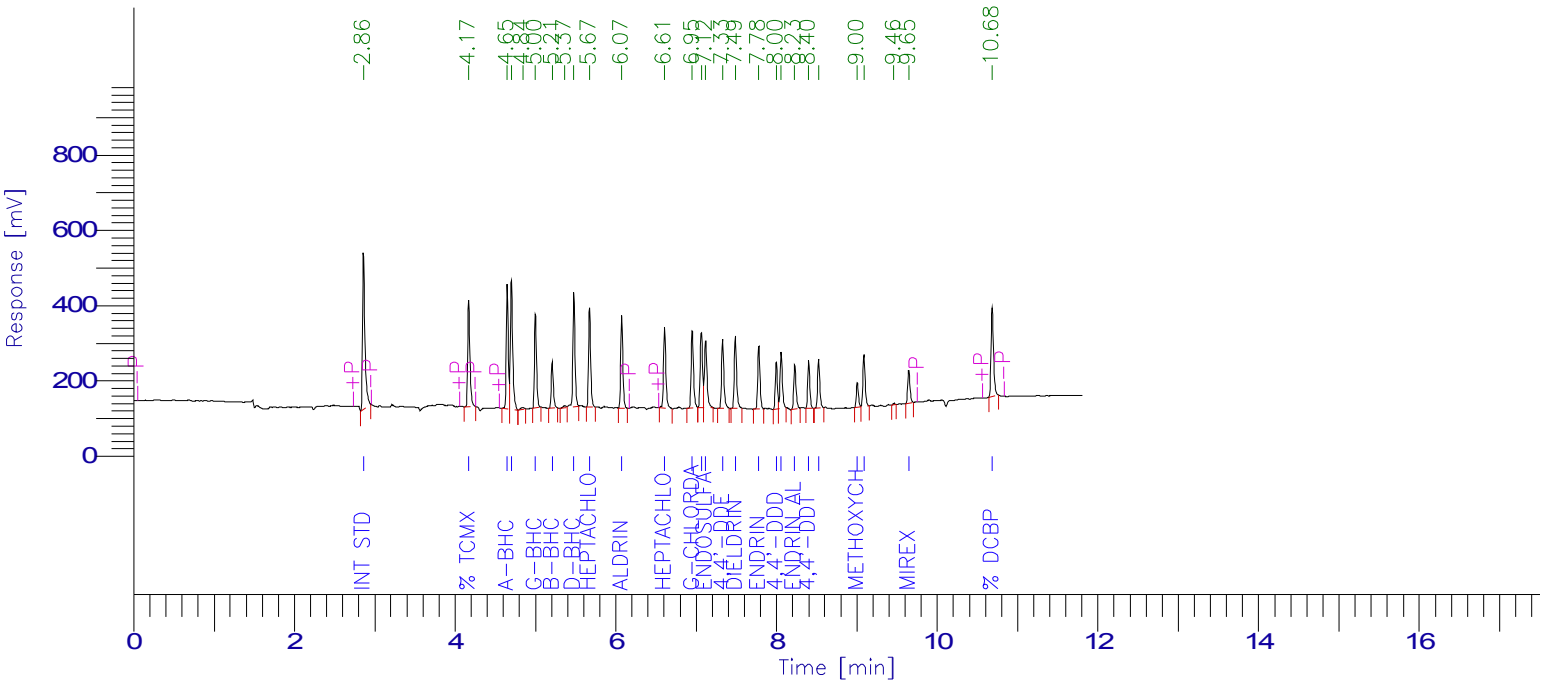

PESTICIDE REPORT

Peak #	Time [min]	Component Name	Raw Amount	Surrogate Recovery Multiplier TCMX & DCBP	Adjusted Amount for Labowrks	Area [µV·s]
1	2.861	Int Std	100.0000	250.0000	1.0000	100.0000	878063.24
2	4.170	% TCMX	59.9062	149.7655	1.0000	59.9062	545292.90
3	4.650	a-BHC	23.9286	59.8216	1.0000	23.9286	574380.37
4	4.702	Hexachlorobenzene	26.8718	67.1795	1.0000	26.8718	699437.33
6	4.999	g-BHC	26.5320	66.3300	1.0000	26.5320	451588.77
7	5.209	b-BHC	25.1616	62.9041	1.0000	25.1616	225301.90
9	5.478	d-BHC	25.3109	63.2772	1.0000	25.3109	562613.46
10	5.673	Heptachlor	24.8253	62.0633	1.0000	24.8253	484145.55
11	6.073	Aldrin	24.6717	61.6793	1.0000	24.6717	464961.44
12	6.607	Heptachlor epoxide	25.4075	63.5187	1.0000	25.4075	439820.84
13	6.952	g-Chlordane	24.3983	60.9956	1.0000	24.3983	426900.75
14	7.064	a-Chlordane	24.4076	61.0191	1.0000	24.4076	403085.03
15	7.117	Endosulfan I	25.1667	62.9167	1.0000	25.1667	387128.90
16	7.329	4,4'-DDE	25.1167	62.7919	1.0000	25.1167	372170.71
17	7.488	Dieldrin	23.8286	59.5716	1.0000	23.8286	389982.68
18	7.779	Endrin	24.4998	61.2495	1.0000	24.4998	330551.97
19	7.997	4,4'-DDD	23.8801	59.7002	1.0000	23.8801	229399.64
20	8.058	Endosulfan II	25.0246	62.5615	1.0000	25.0246	296413.10
21	8.226	Endrin aldehyde	24.9369	62.3423	1.0000	24.9369	236482.36
22	8.400	4,4'-DDT	25.2241	63.0602	1.0000	25.2241	233067.68
23	8.524	Endosulfan sulfate	25.3247	63.3119	1.0000	25.3247	250281.36
24	9.004	Methoxychlor	24.9602	62.4004	1.0000	24.9602	120281.49
25	9.087	Endrin Ketone	24.7325	61.8312	1.0000	24.7325	268243.93
27	9.645	Mirex	24.8660	62.1650	1.0000	24.8660	178329.46
28	10.682	% DCBP	59.8623	149.6557	1.0000	59.8623	519871.23
				1922.1119	25.0000	768.8447	9967796.09

Client Id: Initial Calibration

Software Version: 4.1<1L22>
Date: 4/20/17 11:33 AM
Sample Name : mix 2;11o
Data File   : E:\TC2017\ECD35\04-APR\419A025.RAW   Date: 4/19/17 08:54 PM
Sequence File: E:\TC2017\ECD35\04-APR\PEST_SEQ.SEQ   Cycle: 514   Channel : A
Instrument   : AUTO_ECD35   Rack/Vial: 0/22   Operator: ce
Sample Amount   : 1.0000   Dilution Factor : 1.00

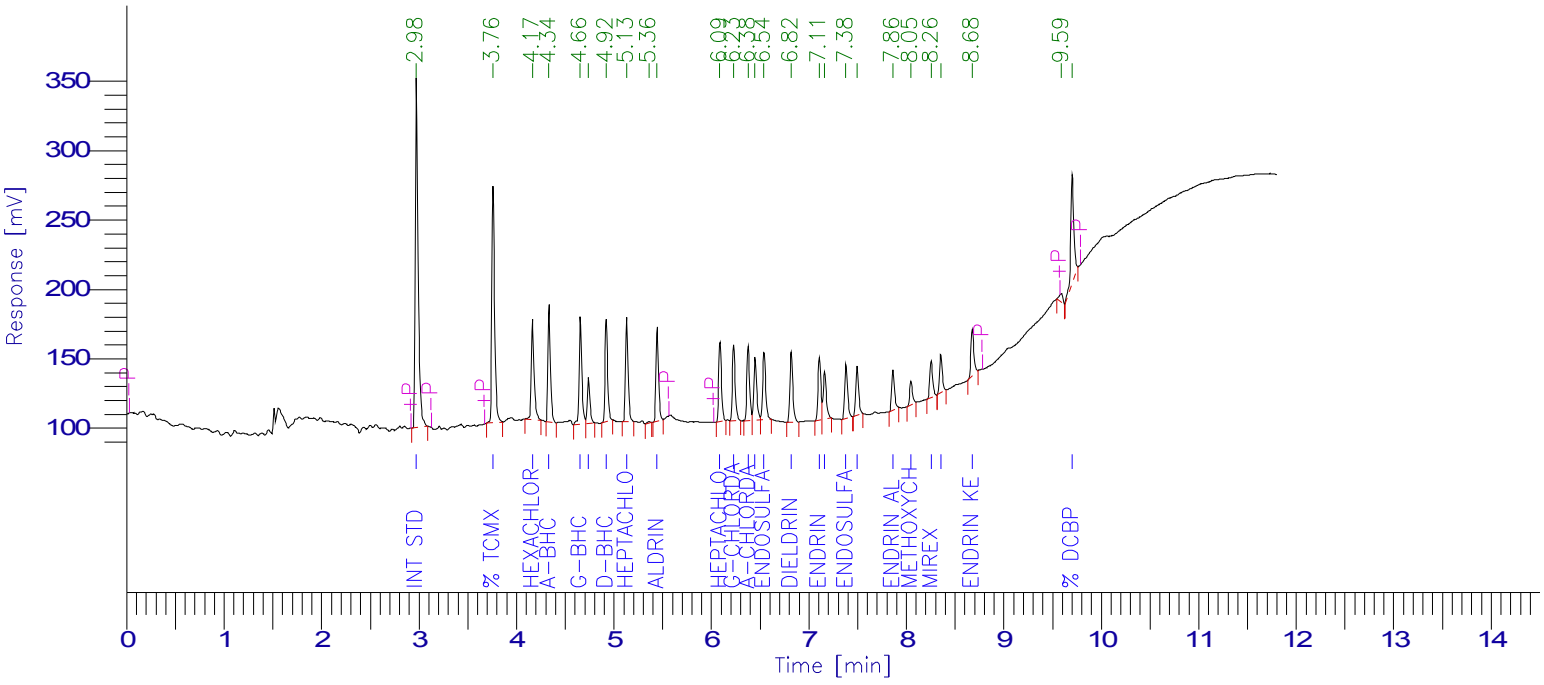

PESTICIDE REPORT

Peak #	Time [min]	Component Name	Raw Amount	Surrogate Recovery Multiplier TCMX & DCBP	Adjusted Amount for Labowrks	Area [µV·s]
1	2.976	Int Std	100.0000	250.0000	1.0000	100.0000	511049.07
2	3.761	% TCMX	42.6357	106.5893	1.0000	42.6357	333603.17
3	4.166	Hexachlorobenzene	12.6135	31.5339	1.0000	12.6135	143797.76
4	4.335	a-BHC	10.6054	26.5135	1.0000	10.6054	152140.12
5	4.657	g-BHC	11.2985	28.2464	1.0000	11.2985	150931.91
6	4.740	b-BHC	11.9799	29.9499	1.0000	11.9799	63028.97
7	4.922	d-BHC	10.7001	26.7502	1.0000	10.7001	137120.32
8	5.132	Heptachlor	11.0375	27.5937	1.0000	11.0375	140806.16
10	5.445	Aldrin	10.5333	26.3333	1.0000	10.5333	128538.82
11	6.089	Heptachlor epoxide	10.8370	27.0926	1.0000	10.8370	112519.66
12	6.229	g-Chlordane	10.5412	26.3531	1.0000	10.5412	110930.87
13	6.378	a-Chlordane	10.7143	26.7857	1.0000	10.7143	107727.10
14	6.449	4,4'-DDE	10.3642	25.9106	1.0000	10.3642	94204.69
15	6.541	Endosulfan I	10.7241	26.8102	1.0000	10.7241	104130.79
16	6.820	Dieldrin	10.4787	26.1967	1.0000	10.4787	107350.51
17	7.109	Endrin	10.6513	26.6282	1.0000	10.6513	91899.52
18	7.163	4,4'-DDD	10.4238	26.0594	1.0000	10.4238	76051.19
19	7.382	Endosulfan II	10.7877	26.9692	1.0000	10.7877	81900.63
20	7.496	4,4'-DDT	10.1931	25.4828	1.0000	10.1931	72931.61
21	7.863	Endrin aldehyde	10.4619	26.1547	1.0000	10.4619	59489.60
22	8.048	Methoxychlor	10.5598	26.3996	1.0000	10.5598	33542.67
23	8.255	Mirex	10.6557	26.6394	1.0000	10.6557	54612.61
24	8.354	Endosulfan sulfate	10.1580	25.3951	1.0000	10.1580	56116.81
25	8.677	Endrin Ketone	10.2312	25.5779	1.0000	10.2312	69382.05
27	9.703	% DCBP	41.0599	102.6496	1.0000	41.0599	173398.43
				1050.6147	25.0000	420.2459	3167205.03

Client Id: Initial Calibration

Software Version: 4.1<1L22>
Date: 4/20/17 11:36 AM
Sample Name : mix 2;11o
Data File   : E:\TC2017\ECD35\04-APR\419B025.RAW   Date: 4/19/17 08:54 PM
Sequence File: E:\TC2017\ECD35\04-APR\PEST_SEQ.SEQ   Cycle: 514   Channel : B
Instrument   : AUTO_ECD35   Rack/Vial: 0/22   Operator: ce
Sample Amount   : 1.0000   Dilution Factor : 1.00

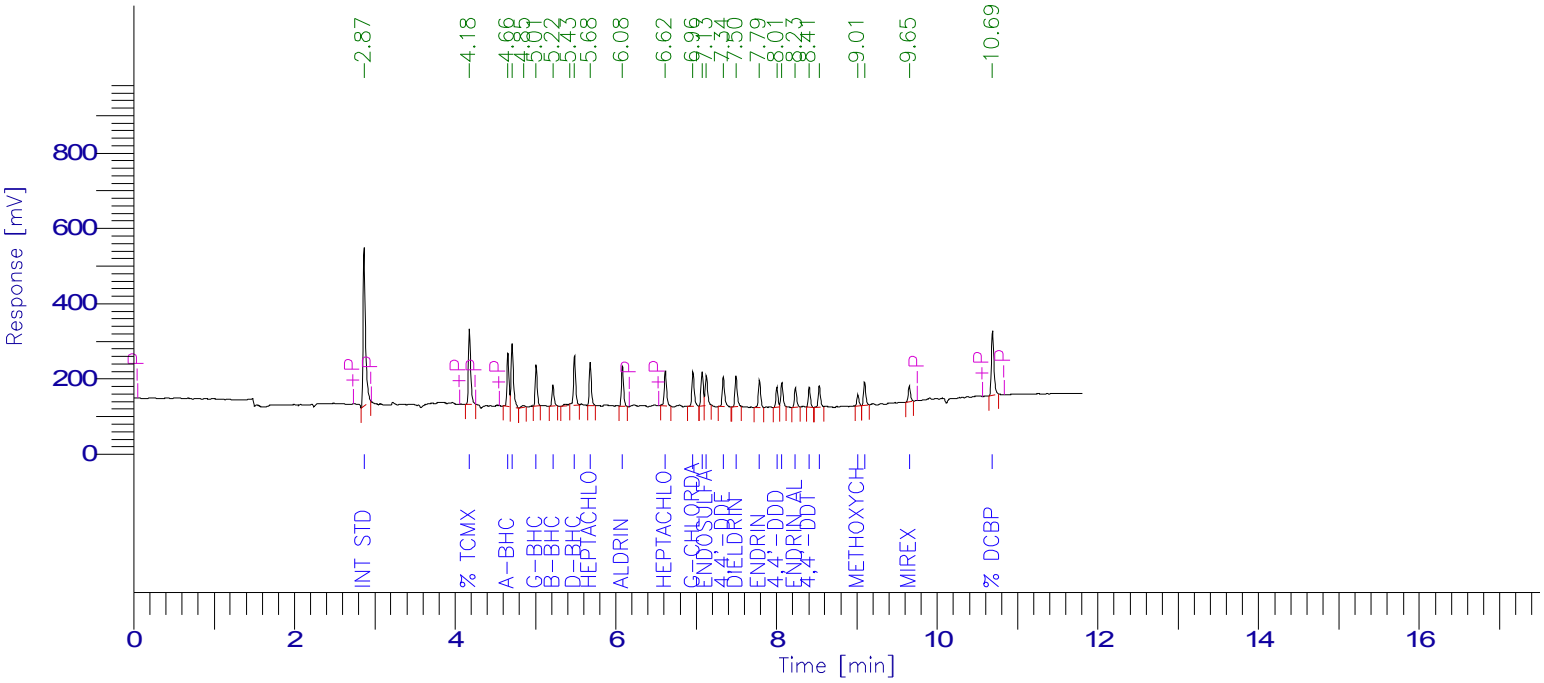

PESTICIDE REPORT

Peak #	Time [min]	Component Name	Raw Amount	Surrogate Recovery Multiplier TCMX & DCBP		Adjusted Amount for Labowrks	Area [µV·s]
1	2.868	Int Std	100.0000	250.0000	1.0000	100.0000	888374.74
2	4.179	% TCMX	42.4792	106.1981	1.0000	42.4792	391205.70
3	4.658	a-BHC	10.4168	26.0420	1.0000	10.4168	252980.05
4	4.711	Hexachlorobenzene	13.0443	32.6107	1.0000	13.0443	343512.25
6	5.009	g-BHC	10.9077	27.2693	1.0000	10.9077	187835.65
7	5.218	b-BHC	11.1469	27.8672	1.0000	11.1469	100983.21
9	5.486	d-BHC	11.0495	27.6237	1.0000	11.0495	248493.64
10	5.682	Heptachlor	10.5130	26.2824	1.0000	10.5130	207432.16
11	6.082	Aldrin	10.3419	25.8549	1.0000	10.3419	197192.39
12	6.616	Heptachlor epoxide	10.6535	26.6337	1.0000	10.6535	186584.69
13	6.961	g-Chlordane	10.7273	26.8183	1.0000	10.7273	189901.96
14	7.074	a-Chlordane	10.2889	25.7223	1.0000	10.2889	171914.10
15	7.126	Endosulfan I	10.6190	26.5474	1.0000	10.6190	165265.35
16	7.338	4,4'-DDE	11.1176	27.7941	1.0000	11.1176	166671.84
17	7.496	Dieldrin	10.1292	25.3229	1.0000	10.1292	167721.96
18	7.787	Endrin	10.5589	26.3973	1.0000	10.5589	144134.28
19	8.005	4,4'-DDD	10.1925	25.4812	1.0000	10.1925	99062.11
20	8.067	Endosulfan II	10.3795	25.9488	1.0000	10.3795	124387.93
21	8.234	Endrin aldehyde	10.8339	27.0847	1.0000	10.8339	103946.74
22	8.407	4,4'-DDT	10.2785	25.6961	1.0000	10.2785	96087.19
23	8.532	Endosulfan sulfate	10.9126	27.2816	1.0000	10.9126	109114.79
24	9.011	Methoxychlor	10.6375	26.5939	1.0000	10.6375	51863.64
25	9.095	Endrin Ketone	10.8134	27.0334	1.0000	10.8134	118656.93
26	9.652	Mirex	11.2958	28.2395	1.0000	11.2958	81960.61
27	10.687	% DCBP	42.4852	106.2131	1.0000	42.4852	373294.02
				1054.5566	25.0000	421.8226	5168577.96

Client Id: Initial Calibration

Software Version: 4.1<1L22>
Date: 4/20/17 11:31 AM
Sample Name : mix 1;11n
Data File   : E:\TC2017\ECD35\04-APR\419A026.RAW   Date: 4/19/17 09:11 PM
Sequence File: E:\TC2017\ECD35\04-APR\PEST_SEQ.SEQ   Cycle: 515   Channel : A
Instrument   : AUTO_ECD35   Rack/Vial: 0/23   Operator: ce
Sample Amount   : 1.0000   Dilution Factor : 1.00

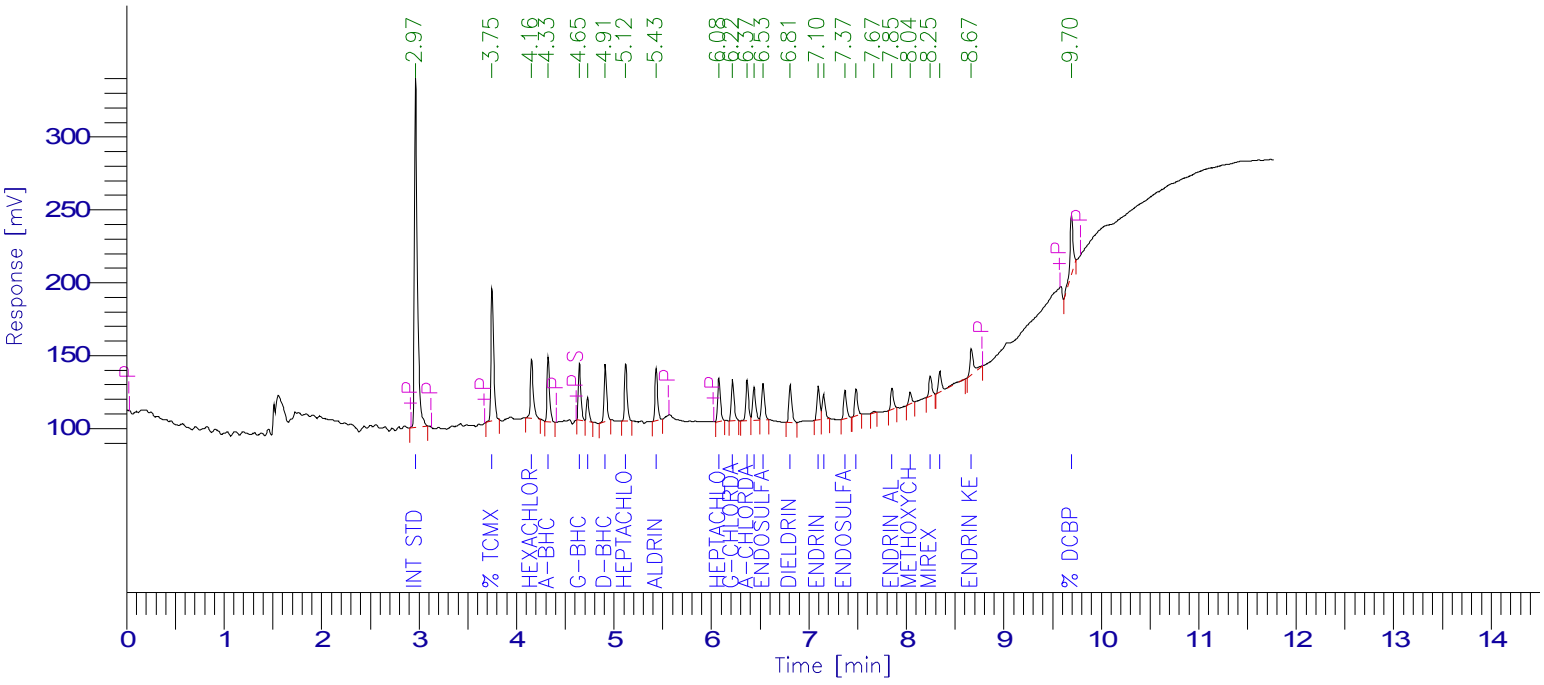

PESTICIDE REPORT

Peak #	Time [min]	Component Name	Raw Amount	Surrogate Recovery Multiplier TCMX & DCBP	Adjusted Amount for Labowrks	Area [µV·s]
1	2.967	Int Std	100.0000	250.0000	1.0000	100.0000	502225.02
2	3.751	% TCMX	22.7500	56.8749	1.0000	22.7500	174933.57
3	4.157	Hexachlorobenzene	7.5186	18.7966	1.0000	7.5186	84234.28
4	4.326	a-BHC	5.6075	14.0188	1.0000	5.6075	79054.04
5	4.647	g-BHC	5.3979	13.4947	1.0000	5.3979	70862.84
6	4.731	b-BHC	5.6527	14.1317	1.0000	5.6527	29226.45
7	4.912	d-BHC	5.7659	14.4146	1.0000	5.7659	72613.00
8	5.122	Heptachlor	5.8554	14.6386	1.0000	5.8554	73408.77
9	5.434	Aldrin	5.6009	14.0022	1.0000	5.6009	67167.81
10	6.078	Heptachlor epoxide	5.7092	14.2729	1.0000	5.7092	58254.22
11	6.218	g-Chlordane	5.5190	13.7976	1.0000	5.5190	57076.67
12	6.367	a-Chlordane	5.5519	13.8797	1.0000	5.5519	54857.71
13	6.438	4,4'-DDE	5.3646	13.4114	1.0000	5.3646	47918.82
14	6.530	Endosulfan I	5.4741	13.6853	1.0000	5.4741	52235.87
15	6.810	Dieldrin	5.4582	13.6455	1.0000	5.4582	54951.73
16	7.098	Endrin	5.4806	13.7014	1.0000	5.4806	46470.06
17	7.152	4,4'-DDD	5.1779	12.9448	1.0000	5.1779	37125.39
18	7.372	Endosulfan II	5.5262	13.8154	1.0000	5.5262	41230.46
19	7.485	4,4'-DDT	5.2494	13.1235	1.0000	5.2494	36910.75
21	7.854	Endrin aldehyde	5.2363	13.0907	1.0000	5.2363	29261.14
22	8.039	Methoxychlor	5.1357	12.8393	1.0000	5.1357	16031.59
23	8.247	Mirex	5.4745	13.6863	1.0000	5.4745	27573.40
24	8.345	Endosulfan sulfate	6.2766	15.6915	1.0000	6.2766	34075.67
25	8.668	Endrin Ketone	6.4888	16.2221	1.0000	6.4888	43243.82
26	9.696	% DCBP	23.5953	58.9883	1.0000	23.5953	97924.07
			677.1678	25.0000	270.8671	1888867.17

Client Id: Initial Calibration

Software Version: 4.1<1L22>
Date: 4/20/17 11:36 AM
Sample Name : mix 1;11n
Data File   : E:\TC2017\ECD35\04-APR\419B026.RAW   Date: 4/19/17 09:11 PM
Sequence File: E:\TC2017\ECD35\04-APR\PEST_SEQ.SEQ   Cycle: 515   Channel : B
Instrument   : AUTO_ECD35   Rack/Vial: 0/23   Operator: ce
Sample Amount   : 1.0000   Dilution Factor : 1.00

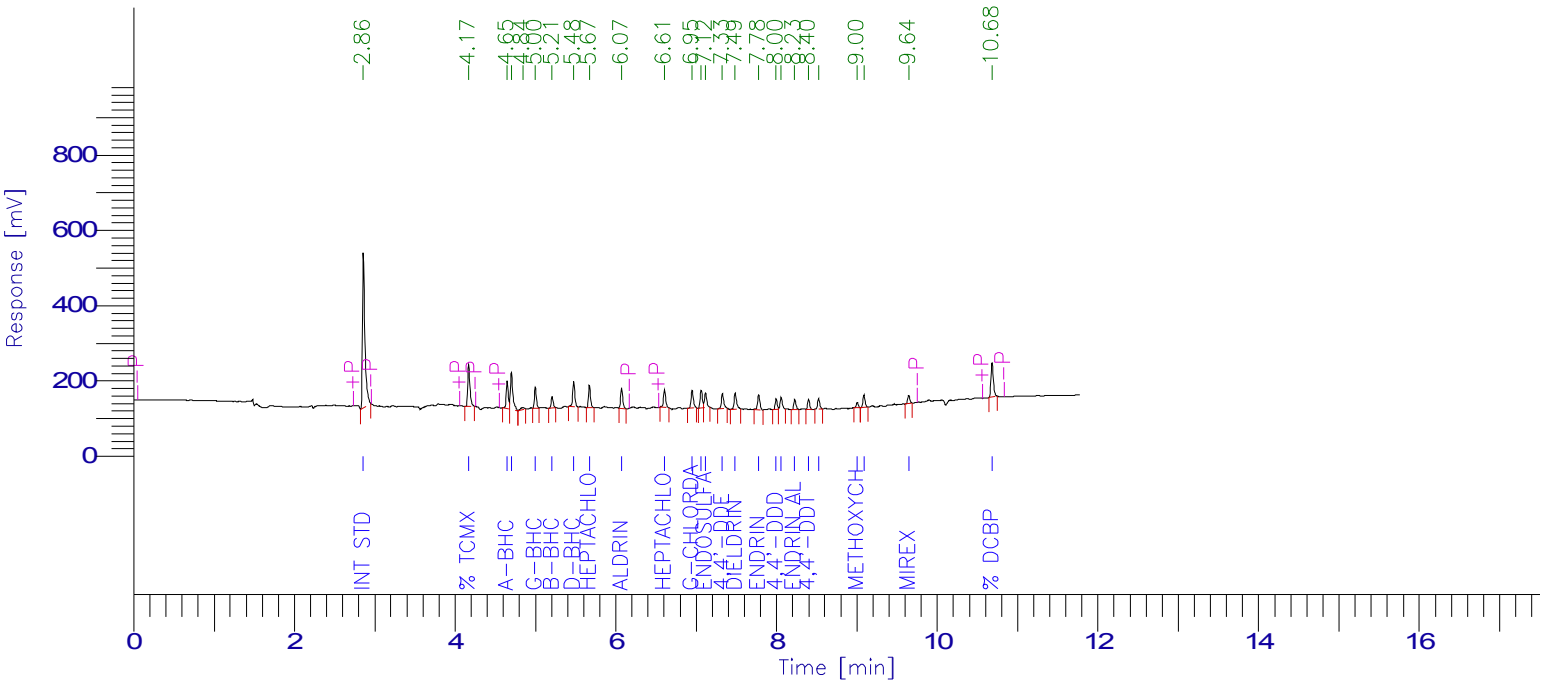

PESTICIDE REPORT

Peak #	Time [min]	Component Name	Raw Amount	Surrogate Recovery Multiplier TCMX & DCBP		Adjusted Amount for Labowrks	Area [µV·s]
1	2.860	Int Std	100.0000	250.0000	1.0000	100.0000	879232.19
2	4.170	% TCMX	22.9023	57.2559	1.0000	22.9023	208744.82
3	4.649	a-BHC	5.5274	13.8186	1.0000	5.5274	132856.98
4	4.702	Hexachlorobenzene	8.0187	20.0467	1.0000	8.0187	208993.32
6	4.999	g-BHC	5.3826	13.4566	1.0000	5.3826	91737.10
7	5.209	b-BHC	6.0449	15.1122	1.0000	6.0449	54199.16
8	5.476	d-BHC	5.5479	13.8696	1.0000	5.5479	123482.71
9	5.672	Heptachlor	5.3352	13.3380	1.0000	5.3352	104185.66
10	6.072	Aldrin	5.2242	13.0604	1.0000	5.2242	98585.24
11	6.605	Heptachlor epoxide	5.3819	13.4548	1.0000	5.3819	93289.05
12	6.951	g-Chlordane	5.3142	13.2855	1.0000	5.3142	93107.59
13	7.063	a-Chlordane	5.4067	13.5167	1.0000	5.4067	89408.42
14	7.116	Endosulfan I	4.8569	12.1423	1.0000	4.8569	74811.80
15	7.327	4,4'-DDE	5.3100	13.2749	1.0000	5.3100	78786.00
16	7.487	Dieldrin	5.4090	13.5224	1.0000	5.4090	88641.70
17	7.777	Endrin	5.8617	14.6543	1.0000	5.8617	79191.93
18	7.996	4,4'-DDD	5.3420	13.3550	1.0000	5.3420	51385.26
19	8.058	Endosulfan II	5.2107	13.0269	1.0000	5.2107	61802.70
20	8.226	Endrin aldehyde	5.6361	14.0903	1.0000	5.6361	53519.68
21	8.398	4,4'-DDT	4.6574	11.6436	1.0000	4.6574	43091.42
22	8.523	Endosulfan sulfate	5.4100	13.5250	1.0000	5.4100	53537.59
23	9.003	Methoxychlor	5.4224	13.5559	1.0000	5.4224	26164.75
24	9.088	Endrin Ketone	5.6999	14.2498	1.0000	5.6999	61902.55
25	9.644	Mirex	6.0828	15.2070	1.0000	6.0828	43681.51
26	10.681	% DCBP	22.3484	55.8710	1.0000	22.3484	194341.98
				668.3334	25.0000	267.3333	3088681.10

Client Id: Initial Calibration

Software Version: 4.1<1L22>
Date: 4/20/17 11:31 AM
Sample Name : 1a;08o
Data File   : E:\TC2017\ECD35\04-APR\419A027.RAW   Date: 4/19/17 09:27 PM
Sequence File: E:\TC2017\ECD35\04-APR\PEST_SEQ.SEQ   Cycle: 516   Channel : A
Instrument   : AUTO_ECD35   Rack/Vial: 0/24   Operator: ce
Sample Amount   : 1.0000   Dilution Factor : 1.00

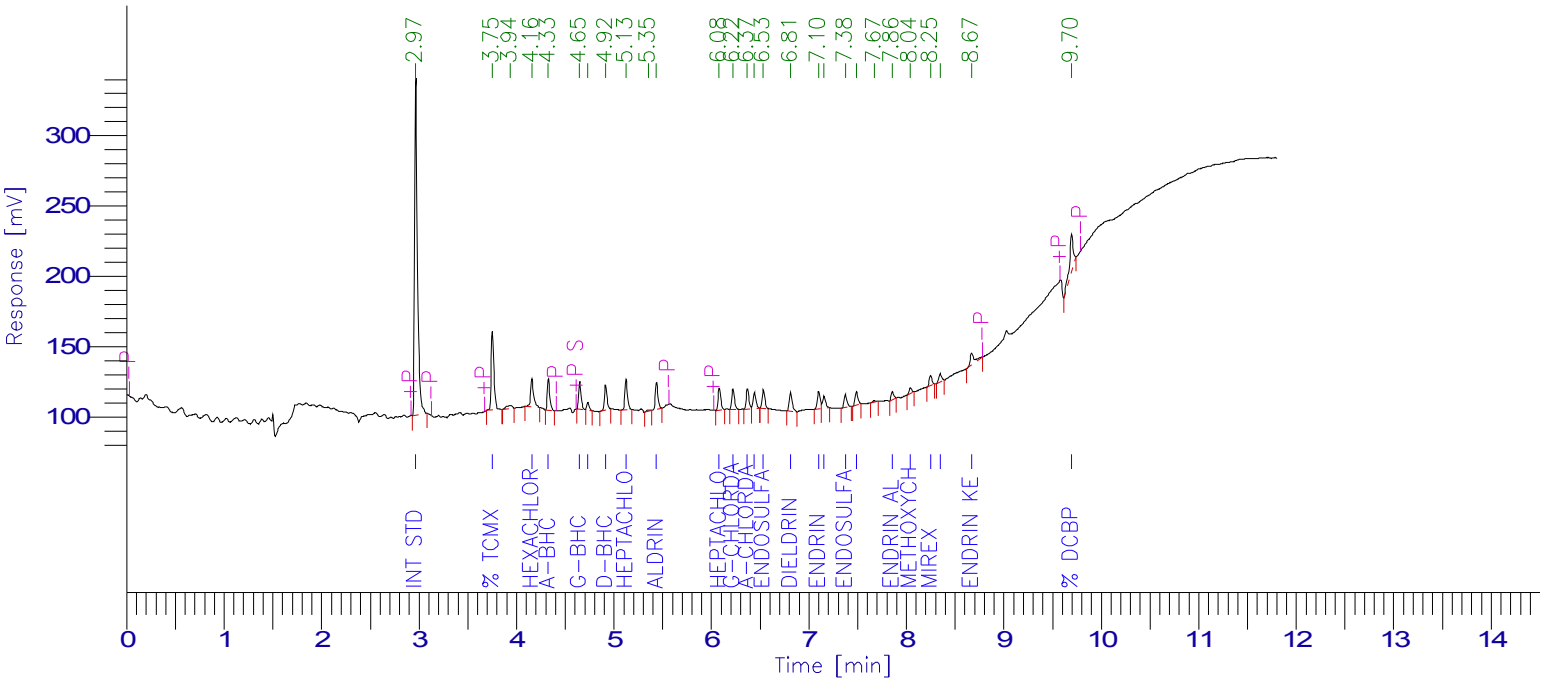

PESTICIDE REPORT

Peak #	Time [min]	Component Name	Raw Amount	Surrogate Recovery TCMX & DCBP	Multiplier	Adjusted Amount for Labowrks	Area [µV·s]
1	2.969	Int Std	100.0000	250.0000	1.0000	100.0000	485633.73
2	3.754	% TCMX	14.4892	36.2229	1.0000	14.4892	107732.32
4	4.160	Hexachlorobenzene	3.9888	9.9720	1.0000	3.9888	43211.86
5	4.329	a-BHC	2.8973	7.2432	1.0000	2.8973	39496.23
6	4.650	g-BHC	2.7400	6.8499	1.0000	2.7400	34781.54
7	4.733	b-BHC	1.9236	4.8090	1.0000	1.9236	9617.08
8	4.915	d-BHC	2.7608	6.9020	1.0000	2.7608	33619.92
9	5.126	Heptachlor	3.2409	8.1022	1.0000	3.2409	39288.08
11	5.438	Aldrin	3.1426	7.8565	1.0000	3.1426	36442.16
12	6.082	Heptachlor epoxide	3.0556	7.6390	1.0000	3.0556	30148.17
13	6.222	g-Chlordane	2.9360	7.3401	1.0000	2.9360	29360.74
14	6.371	a-Chlordane	2.9327	7.3318	1.0000	2.9327	28020.63
15	6.443	4,4'-DDE	2.7515	6.8788	1.0000	2.7515	23765.85
16	6.534	Endosulfan I	2.8210	7.0524	1.0000	2.8210	26029.34
17	6.813	Dieldrin	3.0009	7.5022	1.0000	3.0009	29214.02
18	7.102	Endrin	3.0445	7.6113	1.0000	3.0445	24961.97
19	7.156	4,4'-DDD	2.5992	6.4979	1.0000	2.5992	18020.36
20	7.376	Endosulfan II	2.6406	6.6015	1.0000	2.6406	19050.67
21	7.489	4,4'-DDT	2.8131	7.0329	1.0000	2.8131	19127.01
23	7.858	Endrin aldehyde	2.0120	5.0301	1.0000	2.0120	10872.15
24	8.043	Methoxychlor	2.6429	6.6073	1.0000	2.6429	7977.59
25	8.250	Mirex	2.9520	7.3801	1.0000	2.9520	14377.25
26	8.348	Endosulfan sulfate	2.2261	5.5652	1.0000	2.2261	11686.18
27	8.671	Endrin Ketone	3.8019	9.5046	1.0000	3.8019	24499.87
28	9.697	% DCBP	18.0498	45.1244	1.0000	18.0498	72434.53
				488.6573	25.0000	195.4629	1219369.24

Client Id: Initial Calibration

Software Version: 4.1<1L22>
Date: 4/20/17 11:36 AM
Sample Name : 1a;08o
Data File : E:\TC2017\ECD35\04-APR\419B027.RAW Date: 4/19/17 09:27 PM
Sequence File: E:\TC2017\ECD35\04-APR\PEST_SEQ.SEQ Cycle: 516 Channel : B
Instrument : AUTO_ECD35 Rack/Vial: 0/24 Operator: ce
Sample Amount : 1.0000 Dilution Factor : 1.00

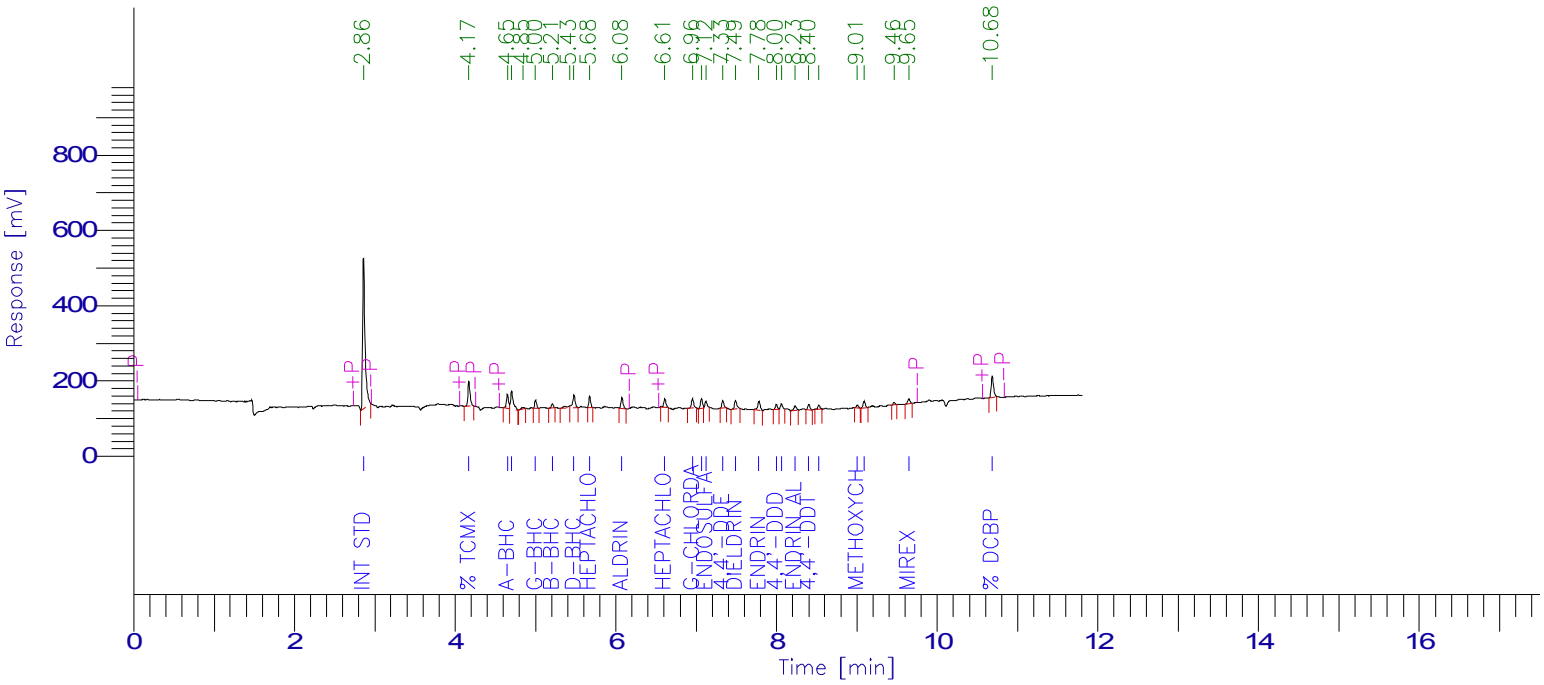

PESTICIDE REPORT

Peak #	Time [min]	Component Name	Raw Amount	Surrogate Recovery Multiplier TCMX & DCBP	Adjusted Amount for Labowrks	Area [µV·s]
1	2.861	Int Std	100.0000	250.0000	1.0000	100.0000	854534.37
2	4.173	% TCMX	13.9045	34.7613	1.0000	13.9045	123173.73
3	4.652	a-BHC	3.0551	7.6378	1.0000	3.0551	71369.56
4	4.705	Hexachlorobenzene	4.3286	10.8214	1.0000	4.3286	109647.81
6	5.002	g-BHC	2.2337	5.5841	1.0000	2.2337	36999.22
7	5.212	b-BHC	2.3323	5.8307	1.0000	2.3323	20323.90
9	5.479	d-BHC	3.4024	8.5061	1.0000	3.4024	73603.37
10	5.675	Heptachlor	2.5600	6.4000	1.0000	2.5600	48587.25
11	6.076	Aldrin	2.7789	6.9472	1.0000	2.7789	50967.47
12	6.609	Heptachlor epoxide	2.6647	6.6617	1.0000	2.6647	44891.22
13	6.955	g-Chlordane	2.7451	6.8627	1.0000	2.7451	46744.16
14	7.067	a-Chlordane	2.7601	6.9003	1.0000	2.7601	44360.90
15	7.120	Endosulfan I	2.1297	5.3244	1.0000	2.1297	31883.17
16	7.331	4,4'-DDE	2.5465	6.3663	1.0000	2.5465	36722.46
17	7.491	Dieldrin	2.9638	7.4095	1.0000	2.9638	47206.06
18	7.781	Endrin	3.6823	9.2058	1.0000	3.6823	48350.41
19	7.999	4,4'-DDD	2.8797	7.1992	1.0000	2.8797	26921.80
20	8.061	Endosulfan II	2.3272	5.8180	1.0000	2.3272	26826.53
21	8.230	Endrin aldehyde	2.6950	6.7376	1.0000	2.6950	24872.75
22	8.401	4,4'-DDT	2.6978	6.7444	1.0000	2.6978	24258.99
23	8.526	Endosulfan sulfate	2.1439	5.3598	1.0000	2.1439	20620.21
24	9.005	Methoxychlor	2.9143	7.2858	1.0000	2.9143	13667.53
25	9.090	Endrin Ketone	3.0557	7.6392	1.0000	3.0557	32253.47
27	9.647	Mirex	3.6128	9.0320	1.0000	3.6128	25215.24
28	10.684	% DCBP	13.6664	34.1660	1.0000	13.6664	115505.03
				475.2011	25.0000	190.0804	1999506.62

7D-DEG
PESTICIDE DEGRADATION STANDARD

Lab Name: Phoenix Environmental Client: NETC

Lab Code: Phoenix Case No.: SAS No.: SDG No.: GBY06958

GC Col A: ZB MR1 ID: 0.53 (mm) Date Analyzed: 04/19/17

Instrument: ECD35 Time Analyzed: 21:44

File: 419A028

ENDRIN BREAKDOWN

Compounds	Area
Endrin	430668.74
Endrin Aldehyde	3366.16
Endrin Ketone	10094.34
Total Area	444129.24

Endrin Ketone	10094.34
Endrin Aldehyde	3366.16
Breakdown Area	13460.50

Endrin Breakdown %	**3.0**	Breakdown Area / Total Area Must be < 15%

DDT BREAKDOWN

Compounds	Area
DDT	636437.85
DDE	0.00
DDD	0.00
Total Area	636437.85

DDE	0.00
DDD	0.00
Breakdown Area	0.00

DDT Breakdown %	**0.0**	Breakdown Area / Total Area Must be < 15%

FORM VII PEST DEG

7D-DEG
PESTICIDE DEGRADATION STANDARD

Lab Name: Phoenix Environmental Client: NETC

Lab Code: Phoenix Case No.: SAS No.: SDG No.: GBY06958

GC Col B: ZB MR2 ID: 0.53 (mm) Date Analyzed: 04/19/17

Instrument: ECD35 Time Analyzed: 21:44

File: 419B028

ENDRIN BREAKDOWN

Compounds	Area
Endrin	627208.42
Endrin Aldehyde	7703.24
Endrin Ketone	24792.02
Total Area	659703.68

Endrin Ketone	24792.02
Endrin Aldehyde	7703.24
Breakdown Area	32495.26

Endrin Breakdown %	**4.9**	Breakdown Area / Total Area Must be < 15%

DDT BREAKDOWN

Compounds	Area
DDT	891812.60
DDE	0.00
DDD	0.00
Total Area	891812.60

DDE	0.00
DDD	0.00
Breakdown Area	0.00

DDT Breakdown %	**0.0**	Breakdown Area / Total Area Must be < 15%

FORM VII PEST DEG

Client Id: Initial Calibration

Software Version: 4.1<1L22>
Date: 4/20/17 11:31 AM
Sample Name : deg std/1g;10i
Data File   : E:\TC2017\ECD35\04-APR\419A028.RAW   Date: 4/19/17 09:44 PM
Sequence File: E:\TC2017\ECD35\04-APR\PEST_SEQ.SEQ   Cycle: 517   Channel : A
Instrument   : AUTO_ECD35   Rack/Vial: 0/25   Operator: ce
Sample Amount   : 1.0000   Dilution Factor : 1.00

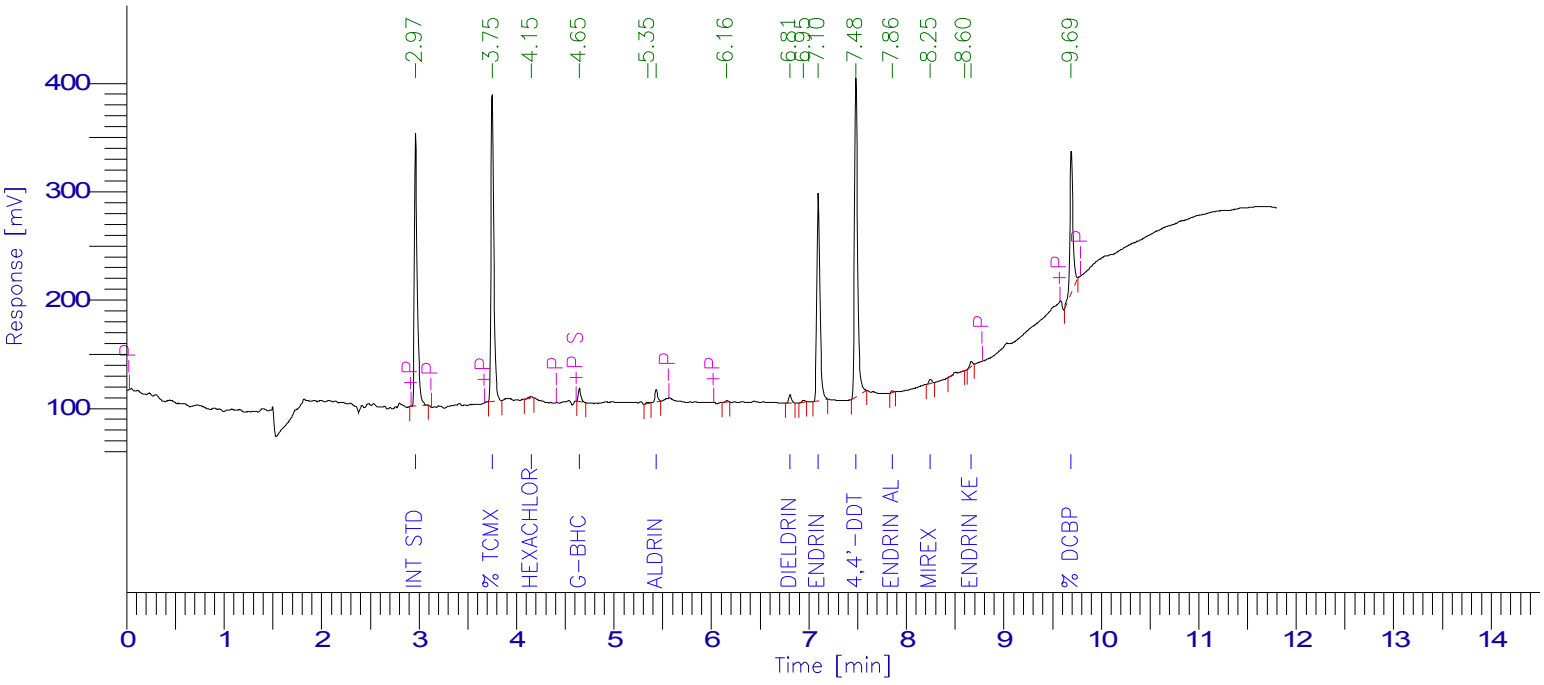

PESTICIDE REPORT

Peak #	Time [min]	Component Name	Raw Amount	Surrogate Recovery TCMX & DCBP	Multiplier	Adjusted Amount for Labowrks	Area [µV·s]
1	2.967	Int Std	100.0000	250.0000	1.0000	100.0000	509906.69
2	3.752	% TCMX	72.4088	181.0219	1.0000	72.4088	565295.78
3	4.153	Hexachlorobenzene	0.4544	1.1360	1.0000	0.4544	5168.90
0	4.331	a-BHC	0.0000	0.0000	1.0000	0.0000	0.00
4	4.647	g-BHC	1.6505	4.1262	1.0000	1.6505	21998.64
0	4.734	b-BHC	0.0000	0.0000	1.0000	0.0000	0.00
0	4.916	d-BHC	0.0000	0.0000	1.0000	0.0000	0.00
0	5.127	Heptachlor	0.0000	0.0000	1.0000	0.0000	0.00
6	5.434	Aldrin	1.7958	4.4896	1.0000	1.7958	21865.86
0	6.083	Heptachlor epoxide	0.0000	0.0000	1.0000	0.0000	0.00
0	6.222	g-Chlordane	0.0000	0.0000	1.0000	0.0000	0.00
0	6.371	a-Chlordane	0.0000	0.0000	1.0000	0.0000	0.00
0	6.442	4,4'-DDE	0.0000	0.0000	1.0000	0.0000	0.00
0	6.534	Endosulfan I	0.0000	0.0000	1.0000	0.0000	0.00
8	6.808	Dieldrin	1.4515	3.6288	1.0000	1.4515	14837.12
10	7.098	Endrin	50.0268	125.0671	1.0000	50.0268	430668.74
0	7.155	4,4'-DDD	0.0000	0.0000	1.0000	0.0000	0.00
0	7.375	Endosulfan II	0.0000	0.0000	1.0000	0.0000	0.00
11	7.484	4,4'-DDT	89.1495	222.8737	1.0000	89.1495	636437.85
12	7.859	Endrin aldehyde	0.5933	1.4833	1.0000	0.5933	3366.16
0	8.042	Methoxychlor	0.0000	0.0000	1.0000	0.0000	0.00
13	8.247	Mirex	1.5870	3.9676	1.0000	1.5870	8115.70
0	8.347	Endosulfan sulfate	0.0000	0.0000	1.0000	0.0000	0.00
15	8.667	Endrin Ketone	1.4919	3.7296	1.0000	1.4919	10094.34
16	9.693	% DCBP	68.2360	170.5899	1.0000	68.2360	287520.72
				972.1138	25.0000	388.8455	2515276.51

Client Id: Initial Calibration

Software Version: 4.1<1L22>
Date: 4/20/17 11:36 AM
Sample Name : deg std/1g;10i
Data File : E:\TC2017\ECD35\04-APR\419B028.RAW Date: 4/19/17 09:44 PM
Sequence File: E:\TC2017\ECD35\04-APR\PEST_SEQ.SEQ Cycle: 517 Channel : B
Instrument : AUTO_ECD35 Rack/Vial: 0/25 Operator: ce
Sample Amount : 1.0000 Dilution Factor : 1.00

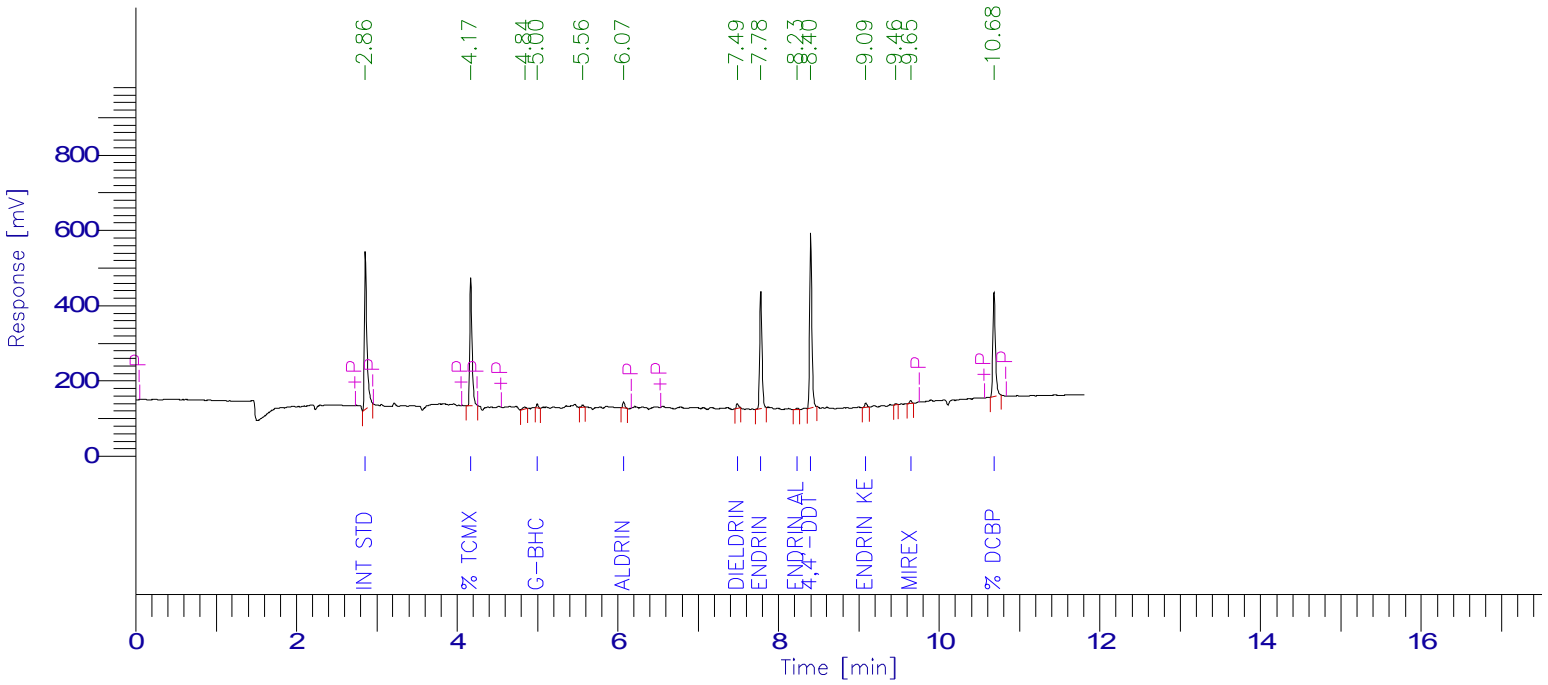

PESTICIDE REPORT

Peak #	Time [min]	Component Name	Raw Amount	Surrogate Recovery TCMX & DCBP	Multiplier	Adjusted Amount for Labowrks	Area [µV·s]
1	2.860	Int Std	100.0000	250.0000	1.0000	100.0000	893006.22
2	4.171	% TCMX	72.3869	180.9672	1.0000	72.3869	670110.76
0	4.653	a-BHC	0.0000	0.0000	1.0000	0.0000	0.00
0	4.705	Hexachlorobenzene	0.0000	0.0000	1.0000	0.0000	0.00
4	4.998	g-BHC	0.9779	2.4447	1.0000	0.9779	16927.10
0	5.212	b-BHC	0.0000	0.0000	1.0000	0.0000	0.00
0	5.480	d-BHC	0.0000	0.0000	1.0000	0.0000	0.00
0	5.676	Heptachlor	0.0000	0.0000	1.0000	0.0000	0.00
6	6.072	Aldrin	1.4704	3.6760	1.0000	1.4704	28182.96
0	6.610	Heptachlor epoxide	0.0000	0.0000	1.0000	0.0000	0.00
0	6.955	g-Chlordane	0.0000	0.0000	1.0000	0.0000	0.00
0	7.067	a-Chlordane	0.0000	0.0000	1.0000	0.0000	0.00
0	7.120	Endosulfan I	0.0000	0.0000	1.0000	0.0000	0.00
0	7.332	4,4'-DDE	0.0000	0.0000	1.0000	0.0000	0.00
7	7.488	Dieldrin	1.5806	3.9516	1.0000	1.5806	26308.94
8	7.779	Endrin	45.7095	114.2737	1.0000	45.7095	627208.42
0	7.999	4,4'-DDD	0.0000	0.0000	1.0000	0.0000	0.00
0	8.061	Endosulfan II	0.0000	0.0000	1.0000	0.0000	0.00
9	8.230	Endrin aldehyde	0.7987	1.9968	1.0000	0.7987	7703.24
10	8.400	4,4'-DDT	94.9025	237.2564	1.0000	94.9025	891812.60
0	8.526	Endosulfan sulfate	0.0000	0.0000	1.0000	0.0000	0.00
0	9.006	Methoxychlor	0.0000	0.0000	1.0000	0.0000	0.00
11	9.086	Endrin Ketone	2.2476	5.6190	1.0000	2.2476	24792.02
13	9.645	Mirex	2.2214	5.5536	1.0000	2.2214	16202.35
14	10.680	% DCBP	70.4584	176.1459	1.0000	70.4584	622305.66
				981.8848	25.0000	392.7539	3824560.27

6D
PESTICIDE INITIAL CALIBRATION OF SINGLE COMPONENT ANALYTES

Lab Name: Phoenix Environmental Client: NETC

Lab Code: Phoenix Case No.: SAS No.: SDG No.: GBY06958

Instrument ID: ECD4

GC Col A: CLP ID: 0.32 (mm) Date(s) Analyzed: 04/25/17 04/25/17

Method File: PS425AI

COMPOUND	RT OF STANDARDS			MEAN	RT WINDOW	
	LOW 425A033	MID 425A031	HIGH 425A029	RT	FROM	TO
alpha-BHC	4.34	4.34	4.34	4.34	4.29	4.39
beta-BHC	4.73	4.73	4.73	4.73	4.68	4.78
delta-BHC	4.91	4.91	4.91	4.91	4.86	4.96
gamma-BHC (Lindane)	4.65	4.65	4.65	4.65	4.60	4.70
Heptachlor	5.11	5.11	5.11	5.11	5.06	5.16
Aldrin	5.42	5.42	5.42	5.42	5.37	5.47
Heptachlor Epoxide	6.05	6.05	6.05	6.05	5.98	6.12
Endosulfan I	6.49	6.49	6.50	6.49	6.42	6.56
Dieldrin	6.76	6.76	6.77	6.76	6.69	6.83
4,4' -DDE	6.39	6.39	6.39	6.39	6.32	6.46
Endrin	7.04	7.05	7.05	7.05	6.98	7.12
Endosulfan II	7.32	7.32	7.32	7.32	7.25	7.39
4,4' -DDD	7.09	7.09	7.09	7.09	7.02	7.16
Endosulfan Sulfate	8.28	8.28	8.29	8.28	8.21	8.35
4,4' -DDT	7.42	7.42	7.43	7.42	7.35	7.49
Methoxychlor	7.97	7.97	7.97	7.97	7.90	8.04
Endrin ketone	8.60	8.60	8.61	8.60	8.53	8.67
Endrin Aldehyde	7.80	7.80	7.80	7.80	7.73	7.87
alpha-Chlordane	6.33	6.33	6.33	6.33	6.26	6.40
gamma-Chlordane	6.18	6.18	6.18	6.18	6.11	6.25
Decachlorobiphenyl	9.61	9.61	9.61	9.61	9.51	9.71
Tetrachloro-m-xylene	3.77	3.77	3.77	3.77	3.72	3.82

Retention time windows are ± 0.05 minutes for all compounds that elute before Heptachlor epoxide, ± 0.07 minutes for all other compounds, except ± 0.10 minutes for Decachlorobiphenyl.

FORM VI PEST

6D

PESTICIDE INITIAL CALIBRATION OF SINGLE COMPONENT ANALYTES

Lab Name: Phoenix Environmental Client: NETC

Lab Code: Phoenix Case No.: SAS No.: SDG No.: GBY06958

Instrument ID: ECD4

GC Col B: Rtx-440 ID: 0.32 (mm) Date(s) Analyzed: 04/25/17 04/25/17

Method File: PS425BI

COMPOUND	RT OF STANDARDS			MEAN	RT WINDOW	
	LOW 425B033	MID 425B031	HIGH 425B029	RT	FROM	TO
alpha-BHC	4.68	4.68	4.69	4.68	4.63	4.73
beta-BHC	5.23	5.23	5.23	5.23	5.18	5.28
delta-BHC	5.49	5.49	5.50	5.49	5.44	5.54
gamma-BHC (Lindane)	5.03	5.03	5.03	5.03	4.98	5.08
Heptachlor	5.69	5.69	5.70	5.69	5.64	5.74
Aldrin	6.09	6.09	6.09	6.09	6.04	6.14
Heptachlor Epoxide	6.61	6.61	6.62	6.61	6.54	6.68
Endosulfan I	7.12	7.12	7.12	7.12	7.05	7.19
Dieldrin	7.48	7.48	7.49	7.48	7.41	7.55
4,4' -DDE	7.32	7.32	7.32	7.32	7.25	7.39
Endrin	7.77	7.77	7.78	7.77	7.70	7.84
Endosulfan II	8.05	8.05	8.05	8.05	7.98	8.12
4,4' -DDD	7.98	7.98	7.99	7.98	7.91	8.05
Endosulfan Sulfate	8.51	8.51	8.51	8.51	8.44	8.58
4,4' -DDT	8.38	8.39	8.39	8.39	8.31	8.45
Methoxychlor	8.98	8.98	8.98	8.98	8.91	9.05
Endrin ketone	9.07	9.07	9.08	9.07	9.00	9.14
Endrin Aldehyde	8.21	8.22	8.22	8.22	8.15	8.29
alpha-Chlordane	7.06	7.07	7.07	7.07	6.99	7.13
gamma-Chlordane	6.95	6.95	6.95	6.95	6.88	7.02
Decachlorobiphenyl	10.64	10.64	10.65	10.64	10.54	10.74
Tetrachloro-m-xylene	4.21	4.21	4.21	4.21	4.16	4.26

Retention time windows are ± 0.05 minutes for all compounds that elute before Heptachlor epoxide, ± 0.07 minutes for all other compounds, except ± 0.10 minutes for Decachlorobiphenyl.

FORM VI PEST

6E

PESTICIDE INITIAL CALIBRATION OF SINGLE COMPONENT ANALYTES (FACTORS)

Lab Name: Phoenix Environmental Client: NETC

Lab Code: Phoenix Case No.: SAS No.: SDG No.: GBY06958

Instr ID: ECD4 Levels: 8

GC Col A: ID: (mm) Analysis Dates: 04/25/17 - 04/25/17

Method File: PS425AI

CALIBRATION FACTORS

COMPOUND	Level 1 425A034	Level 2 425A033	Level 3 425A032	Level 4 425A031	Level 5 425A030	Level 6 425A029	Level 7 425A035	Level 8 425A036	MEAN	%RSD	*
alpha-BHC	3.102	3.342	3.012	2.860	2.404	2.107	3.407		2.891	16.59	
beta-BHC	1.304	1.332	1.154	1.114	1.062		0.751		1.119	18.70	
delta-BHC	3.190	2.968	2.772	2.776	2.471	2.208			2.731	12.81	
gamma-BHC (Lindane)	3.366	3.120	2.789	2.715	2.383		3.304	4.047	3.103	17.50	
Heptachlor	2.994	2.889	2.776	2.718	2.387	2.077			2.640	13.05	
Aldrin	2.855	2.786	2.542	2.688	2.403	2.120	3.185		2.654	12.88	
Heptachlor Epoxide	3.055	2.791	2.441	2.460	2.305	2.028			2.513	14.43	
Endosulfan I	2.549	2.483	2.344	2.369	2.234	2.037			2.336	7.84	
Dieldrin	2.264	2.230	2.299	2.392	2.200	2.051	2.418	2.386	2.280	5.36	
4,4' -DDE	2.300	2.202	2.061	2.099	2.020	1.915	2.492		2.156	8.98	
Endrin	2.037	2.030	1.955	2.017	1.934	1.788			1.960	4.79	
Endosulfan II	2.164	2.223	2.038	2.049	1.952	1.858			2.047	6.53	
4,4' -DDD	1.306	1.582	1.550	1.636	1.625	1.631	1.751		1.583	8.67	
Endosulfan Sulfate	1.918	1.855	1.794	1.800	1.649	1.575			1.765	7.32	
4,4' -DDT	1.540	2.007	1.704	1.726	1.658	1.596	1.648		1.697	8.86	
Methoxychlor	0.831	0.786	0.855	0.882	0.827	0.796			0.829	4.32	
Endrin ketone	2.134	2.094	1.991	1.986	1.850	1.769			1.971	7.11	
Endrin Aldehyde	1.805	1.719	1.630	1.691	1.578	1.520			1.657	6.20	
alpha-Chlordane	2.954	2.662	2.401	2.390	2.234	1.996	3.336		2.568	17.75	
gamma-Chlordane	3.592	3.095	2.571	2.502	2.351		2.812		2.820	16.28	
Decachlorobiphenyl	1.527	1.433	1.401	1.395	1.279				1.407	6.31	
Tetrachloro-m-xylene	1.260	1.119	1.068	1.007	0.959				1.082	10.75	

%RSD must be less than or equal 20.0% for all compounds. (*) Criteria exceeded.

FORM VI PEST

6E

PESTICIDE INITIAL CALIBRATION OF SINGLE COMPONENT ANALYTES (FACTORS)

Lab Name: Phoenix Environmental Client: NETC

Lab Code: Phoenix Case No.: SAS No.: SDG No.: GBY06958

Instr ID: ECD4 Levels: 8

GC Col B: ID: (mm) Analysis Dates: 04/25/17 - 04/25/17

Method File: PS425BI

CALIBRATION FACTORS

COMPOUND	Level 1 425B034	Level 2 425B033	Level 3 425B032	Level 4 425B031	Level 5 425B030	Level 6 425B029	Level 7 425B035	Level 8 425B036	MEAN	%RSD	*
alpha-BHC	2.345	2.454	2.540	2.599	2.352	2.008	2.160		2.351	8.89	
beta-BHC	1.213	1.149	1.063	1.039	1.003	0.986	1.017		1.067	7.86	
delta-BHC	2.357	2.390	2.393	2.572	2.482	2.152			2.391	5.89	
gamma-BHC (Lindane)	2.146	2.147	2.323	2.280	2.243	2.003	2.123	2.427	2.211	6.02	
Heptachlor	2.572	2.336	2.373	2.349	2.228	2.035			2.316	7.66	
Aldrin	2.750	2.572	2.414	2.412	2.388	2.075	3.129		2.534	13.12	
Heptachlor Epoxide	3.067	3.355	2.601	2.436	2.398	2.124			2.663	17.27	
Endosulfan I	1.805	2.034	2.066	2.090	2.039	1.978			2.002	5.18	
Dieldrin	2.158	2.253	2.087	2.195	2.198	1.998	2.280	2.664	2.229	8.86	
4,4' -DDE	2.285	2.087	1.887	1.954	1.968	1.852	2.677		2.101	13.92	
Endrin	1.676	1.668	1.669	1.798	1.763	1.659			1.706	3.48	
Endosulfan II	1.886	1.960	1.781	1.811	1.805	1.680			1.820	5.24	
4,4' -DDD	1.213	1.207	1.159	1.222	1.245	1.178	1.172		1.199	2.56	
Endosulfan Sulfate	2.258	2.033	1.643	1.647	1.624	1.515			1.787	16.29	
4,4' -DDT	1.784	1.564	1.380	1.417	1.422	1.346	2.047		1.566	16.59	
Methoxychlor	0.686	0.709	0.749	0.764	0.747	0.711			0.728	4.11	
Endrin ketone	1.936	1.890	1.810	1.839	1.803	1.681			1.826	4.78	
Endrin Aldehyde	1.612	1.516	1.403	1.467	1.477	1.379			1.476	5.66	
alpha-Chlordane	2.054	2.079	2.065	2.108	2.070	1.907	2.132		2.059	3.52	
gamma-Chlordane	2.616	2.479	2.269	2.289	2.290	2.069	2.710		2.389	9.34	
Decachlorobiphenyl	1.721	1.598	1.507	1.510	1.466	1.383			1.531	7.60	
Tetrachloro-m-xylene	1.006	0.962	0.917	0.877	0.867	0.826			0.909	7.26	

%RSD must be less than or equal 20.0% for all compounds. (*) Criteria exceeded.

FORM VI PEST

Turbochrom Method File : E:\TC2017\ECD4\04-APR\PS425AI.MTH
Created by : am on : 4/26/17 11:13 AM
Edited by : ce on : 4/26/17 11:18 AM
Description :

Number of Times Edited : 4
Number of Times Calibrated : 7347

Instrument Conditions :

Instrument Control Method:
Instrument name : AUTO_ECD13

Channel Parameters:
Data will be collected from both channels

Channel A signal source: DetA		Channel B signal source: DetB	
Analog Output	: INT	Analog Output	: INT
Attenuation	: -3	Attenuation	: -4
Offset	: 5.0 mV	Offset	: 5.0 mV

Delay Time : 0.00 min.
Run Time : 16.39 min.
Sampling Rate : 1.5625 pts/s

Autosampler Method:

Injection Volume	: 1.0 µl	Pre-Sequence Washes	: 1
Injection Speed	: NORM	Sample Washes	: 2
Viscosity Delay	: 0	Sample Pumps	: 4
Waste Vial	: 1	Solvent A Washes	: 4

Carriers Parameters:
Carrier A control : Press - PSIG
Initial Setpoint : 0.0 Initial Hold : 0.00 min

Carrier B control : NONE
Initial Setpoint : 0 Initial Hold : 0.00 min

Auxiliary Pneumatic 1 :
Auxiliary Pneumatic 1 setpoint : 0
Auxiliary Pneumatic 2 :
Auxiliary Pneumatic 2 setpoint : 0
Auxiliary Pneumatic 3 :
Auxiliary Pneumatic 3 setpoint : 0
Auxiliary Pneumatic 4 :
Auxiliary Pneumatic 4 setpoint : 0

Valve configuration and settings:

Valve 1 : NONE	Valve 2 : NONE
Valve 3 : NONE	Valve 4 : NONE
Valve 5 : NONE	Valve 6 : NONE

Detector Parameters:

Detector A : ECD	Detector B : ECD
Range : 1	Range : 1

Time Constant : 200	Time Constant : 200
Autozero : OFF	Autozero : OFF
Ref Gas Flow : 30.0 mL/m	Ref Gas Flow : 30.0 mL/m
MkUp Gas Flow : 0.0 mL/m	MkUp Gas Flow : 0.0 mL/m

Heated Zones:

Injector A :
Injector A Setpoint : 250°
Injector B :
Injector B Setpoint : OFF
Detector A : 350°
Detector B : 350°
Auxiliary (NONE) : 0°

Oven Program:

Cryogenics : OFF
Initial Temp : 120° Maximum Temp : 350°
Initial Hold : 1.20 min Equilibration Time : 0.5 min
Ramp 1 : 27.8 °/min to 200°, hold for 0.00 min
Ramp 2 : 8.9 °/min to 230°, hold for 0.00 min
Ramp 3 : 18.2 °/min to 320°, hold for 4.00 min

Total Run Time : 16.39 min

Timed Events:

There are no timed events in the method

Real Time Plot Parameters :

Channel A -- Pages: 1 Offset: 0.000 mV Scale: 1000.000 mV
Channel B -- Pages: 1 Offset: 0.000 mV Scale: 1000.000 mV

Processing Parameters :

Bunch Factor : 1 points
Noise Threshold : 114 µV
Area Threshold : 571.00 µV

Peak Separation Criteria
Width Ratio : 0.200
Valley-to-Peak Ratio : 0.010

Exponential Skim Criteria
Peak Height Ratio : 5.000
Adjusted Height Ratio : 4.000
Valley Height Ratio : 3.000

Baseline Timed Events :

Event #1 - -P at 0.038
Event #2 - +P at 2.954
Event #3 - -P at 3.100
Event #4 - +P at 3.705
Event #5 - -P at 4.449
Event #6 - +P at 4.609
Event #7 - -P at 5.243

Event #8 - +P at 5.365
Event #9 - -P at 5.551
Event #10 - +P at 5.954
Event #11 - -P at 6.596
Event #12 - +P at 6.714
Event #13 - -P at 7.572
Event #14 - +P at 7.732
Event #15 - -P at 8.747
Event #16 - +P at 9.552
Event #17 - -P at 9.746

Annotated Replot Parameters :
No replot will be printed

Report Format files :
No report format files given

User Programs :
No user programs will be executed

Global Information :
Default Sample Volume : 1.000 ul
Quantitation Units :
Void Time : 0.000 min
Correct amounts during calibration : YES
Reject outliers during calibration : NO
An Internal Standard calibration will be used
Unknown peaks will be quantitated using a response factor of 1.000000e+06

Component Information :
Int Std
Component Type : Single Peak Component
Retention Time : 3.009 min Search Window: 1.00 s, 1.00 %
Reference Component:
Find peak closest to expected RT in window
Internal Standard :
Use Average Calibration Factor (Area ratio / Amount ratio)
User Values:
Label :
Value 1: 0.000000
Value 2: 0.000000
Value 3: 0.000000
Value 4: 0.000000
Value 5: 0.000000
Calibration Levels:

Level Name	Amount	Area	Height	ISTD Resp.	ISTD Amt.	# Replicates
1	100.0000	908488.16	498254.78	1.0000	1.0000	1
1A	100.0000	835133.12	460569.84	1.0000	1.0000	1
1G	100.0000	935117.34	497866.71	1.0000	1.0000	1
2	100.0000	986911.42	520510.77	1.0000	1.0000	1
3	100.0000	995750.20	517457.57	1.0000	1.0000	1
4	100.0000	1032556.16	581330.48	1.0000	1.0000	1
5	100.0000	970959.94	531877.31	1.0000	1.0000	1
6	100.0000	922416.08	499116.97	1.0000	1.0000	1

Average Calibration Factor = 1.000000 (%RSD = 0.00)

% TCMX
Component Type : Single Peak Component
Retention Time : 3.771 min Search Window: 1.00 s, 1.00 %
Reference Component:
Find peak closest to expected RT in window
Internal Standard : Int Std
Use Average Calibration Factor (Area ratio / Amount ratio)
User Values:
Label :
Value 1: 0.000000
Value 2: 0.000000
Value 3: 0.000000
Value 4: 0.000000
Value 5: 0.000000
Calibration Levels:

Level Name	Amount	Area	Height	ISTD Resp.	ISTD Amt.	# Replicates
1	20.0000	228959.24	125754.51	0.2520	0.2000	1
2	40.0000	441557.97	240682.88	0.4474	0.4000	1
3	60.0000	637892.89	333346.49	0.6406	0.6000	1
4	80.0000	831786.02	463481.92	0.8056	0.8000	1
5	100.0000	930715.34	508476.54	0.9586	1.0000	1

Average Calibration Factor = 1.082368 (%RSD = 10.75)

Hexachlorobenzene
Component Type : Single Peak Component
Retention Time : 4.166 min Search Window: 0.50 s, 0.50 %
Reference Component: % TCMX
Find peak closest to expected RT in window
Internal Standard : Int Std
Use Average Calibration Factor (Area ratio / Amount ratio)
User Values:
Label :
Value 1: 0.000000
Value 2: 0.000000
Value 3: 0.000000
Value 4: 0.000000
Value 5: 0.000000
Calibration Levels:

Level Name	Amount	Area	Height	ISTD Resp.	ISTD Amt.	# Replicates
3	25.0000	843160.69	426201.13	0.8468	0.2500	1
4	50.0000	1377563.69	736548.90	1.3341	0.5000	1
5	75.0000	1826718.63	787164.55	1.8814	0.7500	1

Average Calibration Factor = 2.854589 (%RSD = 16.39)

a-BHC
Component Type : Single Peak Component
Retention Time : 4.333 min Search Window: 0.50 s, 0.50 %
Reference Component: % TCMX
Find peak closest to expected RT in window
Internal Standard : Int Std
Use Average Calibration Factor (Area ratio / Amount ratio)
User Values:
Label :
Value 1: 0.000000
Value 2: 0.000000
Value 3: 0.000000

Value 4: 0.000000
Value 5: 0.000000

Calibration Levels:

Level Name	Amount	Area	Height	ISTD Resp.	ISTD Amt.	# Replicates
1a	2.5000	71124.25	42554.12	0.0852	0.0250	1
1	5.0000	140886.71	86991.04	0.1551	0.0500	1
2	10.0000	329803.29	183972.72	0.3342	0.1000	1
3	25.0000	749890.62	427730.67	0.7531	0.2500	1
4	50.0000	1476797.67	788205.08	1.4302	0.5000	1
5	75.0000	1750949.08	785215.30	1.8033	0.7500	1
6	100.0000	1943933.35	785903.36	2.1074	1.0000	1

Average Calibration Factor = 2.890662 (%RSD = 16.59)

g-BHC

Component Type : Single Peak Component
Retention Time : 4.647 min Search Window: 0.50 s, 0.50 %
Reference Component: % TCMX
Find peak closest to expected RT in window
Internal Standard : Int Std
Use Average Calibration Factor (Area ratio / Amount ratio)
User Values:
Label :
Value 1: 0.000000
Value 2: 0.000000
Value 3: 0.000000
Value 4: 0.000000
Value 5: 0.000000

Calibration Levels:

Level Name	Amount	Area	Height	ISTD Resp.	ISTD Amt.	# Replicates
1g	1.5000	56770.72	27418.00	0.0607	0.0150	1
1a	2.5000	68988.09	37628.09	0.0826	0.0250	1
1	5.0000	152884.46	80890.63	0.1683	0.0500	1
2	10.0000	307892.88	163073.51	0.3120	0.1000	1
3	25.0000	694274.93	381207.39	0.6972	0.2500	1
4	50.0000	1401477.46	783484.61	1.3573	0.5000	1
5	75.0000	1735467.90	793281.15	1.7874	0.7500	1

Average Calibration Factor = 3.103393 (%RSD = 17.50)

b-BHC

Component Type : Single Peak Component
Retention Time : 4.729 min Search Window: 0.50 s, 0.50 %
Reference Component: % TCMX
Find peak closest to expected RT in window
Internal Standard : Int Std
Use Average Calibration Factor (Area ratio / Amount ratio)
User Values:
Label :
Value 1: 0.000000
Value 2: 0.000000
Value 3: 0.000000
Value 4: 0.000000
Value 5: 0.000000

Calibration Levels:

Level Name	Amount	Area	Height	ISTD Resp.	ISTD Amt.	# Replicates
1a	2.5000	15689.36	10015.19	0.0188	0.0250	1
1	5.0000	59228.10	32698.77	0.0652	0.0500	1
2	10.0000	131417.08	67175.88	0.1332	0.1000	1
3	25.0000	287279.98	152397.23	0.2885	0.2500	1
4	50.0000	575087.62	308224.27	0.5570	0.5000	1
5	75.0000	773131.69	405271.13	0.7963	0.7500	1

Average Calibration Factor = 1.119426 (%RSD = 18.70)

d-BHC

Component Type : Single Peak Component
Retention Time : 4.908 min Search Window: 0.50 s, 0.50 %
Reference Component: % TCMX
Find peak closest to expected RT in window
Internal Standard : Int Std
Use Average Calibration Factor (Area ratio / Amount ratio)
User Values:
Label :
Value 1: 0.000000
Value 2: 0.000000
Value 3: 0.000000
Value 4: 0.000000
Value 5: 0.000000
Calibration Levels:

Level Name	Amount	Area	Height	ISTD Resp.	ISTD Amt.	# Replicates
1	5.0000	144919.51	72881.32	0.1595	0.0500	1
2	10.0000	292911.36	147553.43	0.2968	0.1000	1
3	25.0000	690169.09	356859.76	0.6931	0.2500	1
4	50.0000	1433205.72	750770.88	1.3880	0.5000	1
5	75.0000	1799488.08	796004.84	1.8533	0.7500	1
6	100.0000	2037024.05	789562.75	2.2084	1.0000	1

Average Calibration Factor = 2.731039 (%RSD = 12.81)

Heptachlor

Component Type : Single Peak Component
Retention Time : 5.112 min Search Window: 0.50 s, 0.50 %
Reference Component: % TCMX
Find peak closest to expected RT in window
Internal Standard : Int Std
Use Average Calibration Factor (Area ratio / Amount ratio)
User Values:
Label :
Value 1: 0.000000
Value 2: 0.000000
Value 3: 0.000000
Value 4: 0.000000
Value 5: 0.000000
Calibration Levels:

Level Name	Amount	Area	Height	ISTD Resp.	ISTD Amt.	# Replicates
1	5.0000	136003.18	76798.02	0.1497	0.0500	1
2	10.0000	285079.75	156329.49	0.2889	0.1000	1
3	25.0000	690973.09	380037.92	0.6939	0.2500	1
4	50.0000	1403236.85	774328.61	1.3590	0.5000	1
5	75.0000	1738166.12	788389.94	1.7902	0.7500	1
6	100.0000	1915444.26	787794.72	2.0766	1.0000	1

Average Calibration Factor = 2.639959 (%RSD = 13.05)

Aldrin

Component Type : Single Peak Component
Retention Time : 5.416 min Search Window: 0.50 s, 0.50 %
Reference Component: % TCMX
Find peak closest to expected RT in window
Internal Standard : Int Std
Use Average Calibration Factor (Area ratio / Amount ratio)

User Values:
Label :
Value 1: 0.000000
Value 2: 0.000000
Value 3: 0.000000
Value 4: 0.000000
Value 5: 0.000000

Calibration Levels:

Level Name	Amount	Area	Height	ISTD Resp.	ISTD Amt.	# Replicates
1a	2.5000	66487.44	37019.45	0.0796	0.0250	1
1	5.0000	129689.07	72748.89	0.1428	0.0500	1
2	10.0000	274938.85	145766.64	0.2786	0.1000	1
3	25.0000	632704.23	349518.88	0.6354	0.2500	1
4	50.0000	1387943.07	728101.58	1.3442	0.5000	1
5	75.0000	1749676.34	795982.80	1.8020	0.7500	1
6	100.0000	1955767.58	793779.99	2.1203	1.0000	1

Average Calibration Factor = 2.654050 (%RSD = 12.88)

Heptachlor epoxide
Component Type : Single Peak Component
Retention Time : 6.043 min Search Window: 0.50 s, 0.50 %
Reference Component:
Find peak closest to expected RT in window
Internal Standard : Int Std
Use Average Calibration Factor (Area ratio / Amount ratio)
User Values:
Label :
Value 1: 0.000000
Value 2: 0.000000
Value 3: 0.000000
Value 4: 0.000000
Value 5: 0.000000

Calibration Levels:

Level Name	Amount	Area	Height	ISTD Resp.	ISTD Amt.	# Replicates
1	5.0000	138766.74	68520.61	0.1527	0.0500	1
2	10.0000	275439.58	137941.84	0.2791	0.1000	1
3	25.0000	607624.66	316932.13	0.6102	0.2500	1
4	50.0000	1269844.49	665570.97	1.2298	0.5000	1
5	75.0000	1678594.82	799776.91	1.7288	0.7500	1
6	100.0000	1870483.25	796913.80	2.0278	1.0000	1

Average Calibration Factor = 2.513196 (%RSD = 14.43)

g-Chlordane
Component Type : Single Peak Component
Retention Time : 6.181 min Search Window: 0.50 s, 0.50 %
Reference Component: Heptachlor epoxide
Find peak closest to expected RT in window
Internal Standard : Int Std
Use Average Calibration Factor (Area ratio / Amount ratio)
User Values:
Label :
Value 1: 0.000000
Value 2: 0.000000
Value 3: 0.000000
Value 4: 0.000000
Value 5: 0.000000

Calibration Levels:

Level Name	Amount	Area	Height	ISTD Resp.	ISTD Amt.	# Replicates

1a	2.5000	58706.59	31008.52	0.0703	0.0250	1
1	5.0000	163144.11	65377.27	0.1796	0.0500	1
2	10.0000	305432.38	132922.62	0.3095	0.1000	1
3	25.0000	639994.01	311542.80	0.6427	0.2500	1
4	50.0000	1291721.44	640763.99	1.2510	0.5000	1
5	75.0000	1711978.84	798066.99	1.7632	0.7500	1

Average Calibration Factor = 2.820337 (%RSD = 16.28)

a-Chlordane

Component Type : Single Peak Component
Retention Time : 6.325 min Search Window: 0.40 s, 0.30 %
Reference Component: Heptachlor epoxide
Find peak closest to expected RT in window
Internal Standard : Int Std
Use Average Calibration Factor (Area ratio / Amount ratio)
User Values:
Label :
Value 1: 0.000000
Value 2: 0.000000
Value 3: 0.000000
Value 4: 0.000000
Value 5: 0.000000
Calibration Levels:

Level Name	Amount	Area	Height	ISTD Resp.	ISTD Amt.	# Replicates
1a	2.5000	69652.12	34273.84	0.0834	0.0250	1
1	5.0000	134181.91	67042.81	0.1477	0.0500	1
2	10.0000	262728.84	133745.74	0.2662	0.1000	1
3	25.0000	597800.33	306705.32	0.6004	0.2500	1
4	50.0000	1234065.24	629483.56	1.1952	0.5000	1
5	75.0000	1626669.23	793791.07	1.6753	0.7500	1
6	100.0000	1841152.98	791214.44	1.9960	1.0000	1

Average Calibration Factor = 2.567668 (%RSD = 17.75)

4,4'-DDE

Component Type : Single Peak Component
Retention Time : 6.390 min Search Window: 0.50 s, 0.50 %
Reference Component: Heptachlor epoxide
Find largest peak in window
Internal Standard : Int Std
Use Average Calibration Factor (Area ratio / Amount ratio)
User Values:
Label :
Value 1: 0.000000
Value 2: 0.000000
Value 3: 0.000000
Value 4: 0.000000
Value 5: 0.000000
Calibration Levels:

Level Name	Amount	Area	Height	ISTD Resp.	ISTD Amt.	# Replicates
1a	2.5000	52038.41	25885.82	0.0623	0.0250	1
1	5.0000	104461.07	50440.62	0.1150	0.0500	1
2	10.0000	217359.36	104658.90	0.2202	0.1000	1
3	25.0000	512965.92	247700.25	0.5152	0.2500	1
4	50.0000	1083679.82	512708.27	1.0495	0.5000	1
5	75.0000	1470683.02	688865.80	1.5147	0.7500	1
6	100.0000	1766876.52	790131.54	1.9155	1.0000	1

Average Calibration Factor = 2.155606 (%RSD = 8.98)

Component Type : Single Peak Component
Retention Time : 6.490 min Search Window: 0.30 s, 0.30 %
Reference Component: Heptachlor epoxide
Find peak closest to expected RT in window
Internal Standard : Int Std
Use Average Calibration Factor (Area ratio / Amount ratio)
User Values:
Label :
Value 1: 0.000000
Value 2: 0.000000
Value 3: 0.000000
Value 4: 0.000000
Value 5: 0.000000
Calibration Levels:

Level Name	Amount	Area	Height	ISTD Resp.	ISTD Amt.	# Replicates
1	5.0000	115796.14	59561.46	0.1275	0.0500	1
2	10.0000	245070.17	122891.35	0.2483	0.1000	1
3	25.0000	583576.36	289030.34	0.5861	0.2500	1
4	50.0000	1223124.29	591590.23	1.1846	0.5000	1
5	75.0000	1626762.56	788078.65	1.6754	0.7500	1
6	100.0000	1879396.69	790959.11	2.0375	1.0000	1

Average Calibration Factor = 2.336193 (%RSD = 7.84)

Dieldrin
Component Type : Single Peak Component
Retention Time : 6.761 min Search Window: 0.50 s, 0.50 %
Reference Component: Heptachlor epoxide
Find largest peak in window
Internal Standard : Int Std
Use Average Calibration Factor (Area ratio / Amount ratio)
User Values:
Label :
Value 1: 0.000000
Value 2: 0.000000
Value 3: 0.000000
Value 4: 0.000000
Value 5: 0.000000
Calibration Levels:

Level Name	Amount	Area	Height	ISTD Resp.	ISTD Amt.	# Replicates
1g	1.5000	33471.32	17090.76	0.0358	0.0150	1
1a	2.5000	50476.16	26764.65	0.0604	0.0250	1
1	5.0000	102832.68	54926.45	0.1132	0.0500	1
2	10.0000	220112.66	114354.96	0.2230	0.1000	1
3	25.0000	572278.95	290304.53	0.5747	0.2500	1
4	50.0000	1234753.97	609408.00	1.1958	0.5000	1
5	75.0000	1602355.82	787216.96	1.6503	0.7500	1
6	100.0000	1891925.49	793336.19	2.0511	1.0000	1

Average Calibration Factor = 2.279997 (%RSD = 5.36)

Endrin
Component Type : Single Peak Component
Retention Time : 7.045 min Search Window: 0.50 s, 0.50 %
Reference Component:
Find largest peak in window
Internal Standard : Int Std
Use Average Calibration Factor (Area ratio / Amount ratio)
User Values:
Label :

Value 1: 0.000000
Value 2: 0.000000
Value 3: 0.000000
Value 4: 0.000000
Value 5: 0.000000

Calibration Levels:

Level Name	Amount	Area	Height	ISTD Resp.	ISTD Amt.	# Replicates
1	5.0000	92524.20	48021.99	0.1018	0.0500	1
2	10.0000	200299.34	103738.40	0.2030	0.1000	1
3	25.0000	486753.94	247214.18	0.4888	0.2500	1
4	50.0000	1041190.91	528383.11	1.0084	0.5000	1
5	75.0000	1408304.99	697048.76	1.4504	0.7500	1
6	100.0000	1649561.38	795824.51	1.7883	1.0000	1

Average Calibration Factor = 1.960116 (%RSD = 4.79)

Endrin Breakdown

Component Type : Named Group

Group Members:

Endrin
Endrin aldehyde
Endrin Ketone

Internal Standard : Int Std

Quantitation will be done using response factor = 1.000000e+06

4,4'-DDD

Component Type : Single Peak Component

Retention Time : 7.088 min Search Window: 0.60 s, 0.50 %

Reference Component: Endrin

Find largest peak in window

Internal Standard : Int Std

Use Average Calibration Factor (Area ratio / Amount ratio)

User Values:

Label :
Value 1: 0.000000
Value 2: 0.000000
Value 3: 0.000000
Value 4: 0.000000
Value 5: 0.000000

Calibration Levels:

Level Name	Amount	Area	Height	ISTD Resp.	ISTD Amt.	# Replicates
1a	2.5000	36557.75	15568.81	0.0438	0.0250	1
1	5.0000	59311.02	30635.64	0.0653	0.0500	1
2	10.0000	156150.76	69275.63	0.1582	0.1000	1
3	25.0000	385756.71	171920.71	0.3874	0.2500	1
4	50.0000	844752.58	372385.81	0.8181	0.5000	1
5	75.0000	1183381.82	503481.16	1.2188	0.7500	1
6	100.0000	1504372.29	622977.41	1.6309	1.0000	1

Average Calibration Factor = 1.582957 (%RSD = 8.67)

Endosulfan II

Component Type : Single Peak Component

Retention Time : 7.317 min Search Window: 0.50 s, 0.50 %

Reference Component: Endrin

Find largest peak in window

Internal Standard : Int Std

Use Average Calibration Factor (Area ratio / Amount ratio)

User Values:

Label :
Value 1: 0.000000
Value 2: 0.000000
Value 3: 0.000000
Value 4: 0.000000
Value 5: 0.000000

Calibration Levels:

Level Name	Amount	Area	Height	ISTD Resp.	ISTD Amt.	# Replicates
1	5.0000	98280.38	50350.82	0.1082	0.0500	1
2	10.0000	219347.74	105400.79	0.2223	0.1000	1
3	25.0000	507253.13	242855.91	0.5094	0.2500	1
4	50.0000	1057609.54	509838.93	1.0243	0.5000	1
5	75.0000	1421153.07	662251.64	1.4637	0.7500	1
6	100.0000	1714028.46	792881.28	1.8582	1.0000	1

Average Calibration Factor = 2.047018 (%RSD = 6.53)

4,4'-DDT

Component Type : Single Peak Component
Retention Time : 7.422 min Search Window: 0.75 s, 0.75 %
Reference Component: Endrin
Find largest peak in window
Internal Standard : Int Std
Use Average Calibration Factor (Area ratio / Amount ratio)
User Values:
Label :
Value 1: 0.000000
Value 2: 0.000000
Value 3: 0.000000
Value 4: 0.000000
Value 5: 0.000000

Calibration Levels:

Level Name	Amount	Area	Height	ISTD Resp.	ISTD Amt.	# Replicates
1a	2.5000	34412.14	18029.50	0.0412	0.0250	1
1	5.0000	69954.54	36738.70	0.0770	0.0500	1
2	10.0000	198058.20	85189.66	0.2007	0.1000	1
3	25.0000	424307.82	197050.70	0.4261	0.2500	1
4	50.0000	890846.65	409263.46	0.8628	0.5000	1
5	75.0000	1207228.08	553087.32	1.2433	0.7500	1
6	100.0000	1472081.56	671734.11	1.5959	1.0000	1

Average Calibration Factor = 1.696966 (%RSD = 8.86)

DDT Breakdown

Component Type : Named Group
Group Members:
4,4'-DDE
4,4'-DDD
4,4'-DDT

Internal Standard : Int Std
Quantitation will be done using response factor = 1.000000e+06

Endrin aldehyde

Component Type : Single Peak Component
Retention Time : 7.797 min Search Window: 0.50 s, 0.50 %
Reference Component: Endrin
Find largest peak in window
Internal Standard : Int Std
Use Average Calibration Factor (Area ratio / Amount ratio)

User Values:
Label :
Value 1: 0.000000
Value 2: 0.000000
Value 3: 0.000000
Value 4: 0.000000
Value 5: 0.000000

Calibration Levels:

Level Name	Amount	Area	Height	ISTD Resp.	ISTD Amt.	# Replicates
1	5.0000	82003.87	40097.45	0.0903	0.0500	1
2	10.0000	169641.01	82836.18	0.1719	0.1000	1
3	25.0000	405835.85	194616.29	0.4076	0.2500	1
4	50.0000	872866.54	401510.36	0.8453	0.5000	1
5	75.0000	1149364.82	527734.81	1.1837	0.7500	1
6	100.0000	1401684.03	634402.54	1.5196	1.0000	1

Average Calibration Factor = 1.657175 (%RSD = 6.20)

Methoxychlor
Component Type : Single Peak Component
Retention Time : 7.970 min Search Window: 0.30 s, 0.30 %
Reference Component: Endrin
Find largest peak in window
Internal Standard : Int Std
Use Average Calibration Factor (Area ratio / Amount ratio)
User Values:
Label :
Value 1: 0.000000
Value 2: 0.000000
Value 3: 0.000000
Value 4: 0.000000
Value 5: 0.000000

Calibration Levels:

Level Name	Amount	Area	Height	ISTD Resp.	ISTD Amt.	# Replicates
1	5.0000	37734.60	18598.43	0.0415	0.0500	1
2	10.0000	77554.75	38370.31	0.0786	0.1000	1
3	25.0000	212793.18	92263.87	0.2137	0.2500	1
4	50.0000	455257.67	188867.77	0.4409	0.5000	1
5	75.0000	601886.18	250262.47	0.6199	0.7500	1
6	100.0000	734190.86	302857.74	0.7959	1.0000	1

Average Calibration Factor = 0.829270 (%RSD = 4.32)

Mirex
Component Type : Single Peak Component
Retention Time : 8.181 min Search Window: 0.30 s, 0.30 %
Reference Component: Endrin
Find largest peak in window
Internal Standard : Int Std
Use Average Calibration Factor (Area ratio / Amount ratio)
User Values:
Label :
Value 1: 0.000000
Value 2: 0.000000
Value 3: 0.000000
Value 4: 0.000000
Value 5: 0.000000

Calibration Levels:

Level Name	Amount	Area	Height	ISTD Resp.	ISTD Amt.	# Replicates

1	5.0000	82916.58	44582.07	0.0913	0.0500	1
2	10.0000	170670.10	88349.95	0.1729	0.1000	1
3	25.0000	396159.10	192740.84	0.3978	0.2500	1
4	50.0000	767803.71	366470.69	0.7436	0.5000	1
5	75.0000	984338.17	475122.68	1.0138	0.7500	1
6	100.0000	1187412.83	569368.66	1.2873	1.0000	1

Average Calibration Factor = 1.545382 (%RSD = 13.63)

Endosulfan sulfate
Component Type : Single Peak Component
Retention Time : 8.279 min Search Window: 0.50 s, 0.50 %
Reference Component: Endrin
Find largest peak in window
Internal Standard : Int Std
Use Average Calibration Factor (Area ratio / Amount ratio)
User Values:
Label :
Value 1: 0.000000
Value 2: 0.000000
Value 3: 0.000000
Value 4: 0.000000
Value 5: 0.000000
Calibration Levels:

Level Name	Amount	Area	Height	ISTD Resp.	ISTD Amt.	# Replicates
1	5.0000	87130.99	44194.49	0.0959	0.0500	1
2	10.0000	183075.21	89766.62	0.1855	0.1000	1
3	25.0000	446583.98	207831.57	0.4485	0.2500	1
4	50.0000	929376.20	418936.92	0.9001	0.5000	1
5	75.0000	1200690.52	547900.39	1.2366	0.7500	1
6	100.0000	1452476.87	668303.13	1.5746	1.0000	1

Average Calibration Factor = 1.765123 (%RSD = 7.32)

Endrin Ketone
Component Type : Single Peak Component
Retention Time : 8.603 min Search Window: 0.30 s, 0.30 %
Reference Component: Endrin
Find largest peak in window
Internal Standard : Int Std
Use Average Calibration Factor (Area ratio / Amount ratio)
User Values:
Label :
Value 1: 0.000000
Value 2: 0.000000
Value 3: 0.000000
Value 4: 0.000000
Value 5: 0.000000
Calibration Levels:

Level Name	Amount	Area	Height	ISTD Resp.	ISTD Amt.	# Replicates
1	5.0000	96955.75	49075.48	0.1067	0.0500	1
2	10.0000	206669.85	98887.48	0.2094	0.1000	1
3	25.0000	495648.68	230567.54	0.4978	0.2500	1
4	50.0000	1025585.65	466213.34	0.9932	0.5000	1
5	75.0000	1346863.76	602123.42	1.3871	0.7500	1
6	100.0000	1631567.95	741540.38	1.7688	1.0000	1

Average Calibration Factor = 1.970739 (%RSD = 7.11)

% DCBP
Component Type : Single Peak Component
Retention Time : 9.610 min Search Window: 1.00 s, 1.00 %

Reference Component: Endrin
Find largest peak in window
Internal Standard : Int Std
Use Average Calibration Factor (Area ratio / Amount ratio)
User Values:
Label :
Value 1: 0.000000
Value 2: 0.000000
Value 3: 0.000000
Value 4: 0.000000
Value 5: 0.000000
Calibration Levels:

Level Name	Amount	Area	Height	ISTD Resp.	ISTD Amt.	# Replicates
1	20.0000	277450.87	124582.43	0.3054	0.2000	1
2	40.0000	565577.13	243927.16	0.5731	0.4000	1
3	60.0000	836786.07	350235.75	0.8404	0.6000	1
4	80.0000	1152263.85	478845.02	1.1159	0.8000	1
5	100.0000	1242119.20	520100.77	1.2793	1.0000	1

Average Calibration Factor = 1.406894 (%RSD = 6.31)

Calibration Replicate Lists:
Component: Int Std

Level : 1

Area	Height	Vol Adj Amt	ISTD Response	ISTD Amount	Date/Time	File
908488.16	498254.78	100.0000	1.0000	1.0000	4/26/17 11:17 AM	GEDIT.RS

Level : 1A

Area	Height	Vol Adj Amt	ISTD Response	ISTD Amount	Date/Time	File
835133.12	460569.84	100.0000	1.0000	1.0000	4/26/17 11:17 AM	GEDIT.RS

Level : 1G

Area	Height	Vol Adj Amt	ISTD Response	ISTD Amount	Date/Time	File
935117.34	497866.71	100.0000	1.0000	1.0000	4/26/17 11:17 AM	GEDIT.RS

Level : 2

Area	Height	Vol Adj Amt	ISTD Response	ISTD Amount	Date/Time	File
986911.42	520510.77	100.0000	1.0000	1.0000	4/26/17 11:16 AM	GEDIT.RS

Level : 3

Area	Height	Vol Adj Amt	ISTD Response	ISTD Amount	Date/Time	File
995750.20	517457.57	100.0000	1.0000	1.0000	4/26/17 11:16 AM	GEDIT.RS

Level : 4

Area	Height	Vol Adj Amt	ISTD Response	ISTD Amount	Date/Time	File
1032556.16	581330.48	100.0000	1.0000	1.0000	4/26/17 11:16 AM	GEDIT.RS

Level : 5

Area	Height	Vol Adj Amt	ISTD Response	ISTD Amount	Date/Time	File
970957.14	531877.31	100.0000	1.0000	1.0000	4/26/17 11:16 AM	GEDIT.RS

Level : 6

Area	Height	Vol Adj Amt	ISTD Response	ISTD Amount	Date/Time		File
922416.08	499116.97	100.0000	1.0000	1.0000	4/26/17	11:16 AM	GEDIT.RS

Component: % TCMX

Level : 1

Area	Height	Vol Adj Amt	ISTD Response	ISTD Amount	Date/Time		File
228959.24	125754.51	20.0000	0.2520	0.2000	4/26/17	11:17 AM	GEDIT.RS

Level : 2

Area	Height	Vol Adj Amt	ISTD Response	ISTD Amount	Date/Time		File
441557.97	240682.88	40.0000	0.4474	0.4000	4/26/17	11:16 AM	GEDIT.RS

Level : 3

Area	Height	Vol Adj Amt	ISTD Response	ISTD Amount	Date/Time		File
637892.89	333346.49	60.0000	0.6406	0.6000	4/26/17	11:16 AM	GEDIT.RS

Level : 4

Area	Height	Vol Adj Amt	ISTD Response	ISTD Amount	Date/Time		File
831786.02	463481.92	80.0000	0.8056	0.8000	4/26/17	11:16 AM	GEDIT.RS

Level : 5

Area	Height	Vol Adj Amt	ISTD Response	ISTD Amount	Date/Time		File
930715.34	508476.54	100.0000	0.9586	1.0000	4/26/17	11:16 AM	GEDIT.RS

Component: Hexachlorobenzene

Level : 3

Area	Height	Vol Adj Amt	ISTD Response	ISTD Amount	Date/Time		File
843160.69	426201.13	25.0000	0.8468	0.2500	4/26/17	11:16 AM	GEDIT.RS

Level : 4

Area	Height	Vol Adj Amt	ISTD Response	ISTD Amount	Date/Time		File
1377563.69	736548.90	50.0000	1.3341	0.5000	4/26/17	11:16 AM	GEDIT.RS

Level : 5

Area	Height	Vol Adj Amt	ISTD Response	ISTD Amount	Date/Time		File
1826718.63	787164.55	75.0000	1.8814	0.7500	4/26/17	11:16 AM	GEDIT.RS

Component: a-BHC

Level : 1a

Area	Height	Vol Adj Amt	ISTD Response	ISTD Amount	Date/Time		File

Area	Height	Vol Adj Amt	ISTD Response	ISTD Amount	Date/Time		File
71124.25	42554.12	2.5000	0.0852	0.0250	4/26/17	11:17 AM	GEDIT.RS

Level : 1

Area	Height	Vol Adj Amt	ISTD Response	ISTD Amount	Date/Time		File
140886.71	86991.04	5.0000	0.1551	0.0500	4/26/17	11:17 AM	GEDIT.RS

Level : 2

Area	Height	Vol Adj Amt	ISTD Response	ISTD Amount	Date/Time		File
329803.29	183972.72	10.0000	0.3342	0.1000	4/26/17	11:16 AM	GEDIT.RS

Level : 3

Area	Height	Vol Adj Amt	ISTD Response	ISTD Amount	Date/Time		File
749890.62	427730.67	25.0000	0.7531	0.2500	4/26/17	11:16 AM	GEDIT.RS

Level : 4

Area	Height	Vol Adj Amt	ISTD Response	ISTD Amount	Date/Time		File
1476797.67	788205.08	50.0000	1.4302	0.5000	4/26/17	11:16 AM	GEDIT.RS

Level : 5

Area	Height	Vol Adj Amt	ISTD Response	ISTD Amount	Date/Time		File
1750949.08	785215.30	75.0000	1.8033	0.7500	4/26/17	11:16 AM	GEDIT.RS

Level : 6

Area	Height	Vol Adj Amt	ISTD Response	ISTD Amount	Date/Time		File
1943933.35	785903.36	100.0000	2.1074	1.0000	4/26/17	11:16 AM	GEDIT.RS

Component: g-BHC

Level : 1g

Area	Height	Vol Adj Amt	ISTD Response	ISTD Amount	Date/Time		File
56770.72	27418.00	1.5000	0.0607	0.0150	4/26/17	11:17 AM	GEDIT.RS

Level : 1a

Area	Height	Vol Adj Amt	ISTD Response	ISTD Amount	Date/Time		File
68988.09	37628.09	2.5000	0.0826	0.0250	4/26/17	11:17 AM	GEDIT.RS

Level : 1

Area	Height	Vol Adj Amt	ISTD Response	ISTD Amount	Date/Time		File
152884.46	80890.63	5.0000	0.1683	0.0500	4/26/17	11:17 AM	GEDIT.RS

Level : 2

Area	Height	Vol Adj Amt	ISTD Response	ISTD Amount	Date/Time		File
307892.88	163073.51	10.0000	0.3120	0.1000	4/26/17	11:16 AM	GEDIT.RS

Level : 3

Area	Height	Vol Adj Amt	ISTD Response	ISTD Amount	Date/Time		File
694274.93	381207.39	25.0000	0.6972	0.2500	4/26/17	11:16 AM	GEDIT.RS

Level : 4

Area	Height	Vol Adj Amt	ISTD Response	ISTD Amount	Date/Time		File
1401477.46	783484.61	50.0000	1.3573	0.5000	4/26/17	11:16 AM	GEDIT.RS

Level : 5

Area	Height	Vol Adj Amt	ISTD Response	ISTD Amount	Date/Time		File
1735467.90	793281.15	75.0000	1.7874	0.7500	4/26/17	11:16 AM	GEDIT.RS

Component: b-BHC

Level : 1a

Area	Height	Vol Adj Amt	ISTD Response	ISTD Amount	Date/Time		File
15689.36	10015.19	2.5000	0.0188	0.0250	4/26/17	11:17 AM	GEDIT.RS

Level : 1

Area	Height	Vol Adj Amt	ISTD Response	ISTD Amount	Date/Time		File
59228.10	32698.77	5.0000	0.0652	0.0500	4/26/17	11:17 AM	GEDIT.RS

Level : 2

Area	Height	Vol Adj Amt	ISTD Response	ISTD Amount	Date/Time		File
131417.08	67175.88	10.0000	0.1332	0.1000	4/26/17	11:16 AM	GEDIT.RS

Level : 3

Area	Height	Vol Adj Amt	ISTD Response	ISTD Amount	Date/Time		File
287279.98	152397.23	25.0000	0.2885	0.2500	4/26/17	11:16 AM	GEDIT.RS

Level : 4

Area	Height	Vol Adj Amt	ISTD Response	ISTD Amount	Date/Time		File
575087.62	308224.27	50.0000	0.5570	0.5000	4/26/17	11:16 AM	GEDIT.RS

Level : 5

Area	Height	Vol Adj Amt	ISTD Response	ISTD Amount	Date/Time		File
773131.69	405271.13	75.0000	0.7963	0.7500	4/26/17	11:16 AM	GEDIT.RS

Component: d-BHC

Level : 1

Area	Height	Vol Adj Amt	ISTD Response	ISTD Amount	Date/Time		File
144919.51	72881.32	5.0000	0.1595	0.0500	4/26/17	11:17 AM	GEDIT.RS

Level : 2

Area	Height	Vol Adj Amt	ISTD Response	ISTD Amount	Date/Time		File

292911.36	147553.43	10.0000	0.2968	0.1000	4/26/17	11:16 AM	GEDIT.RS

Level : 3

Area	Height	Vol Adj Amt	ISTD Response	ISTD Amount	Date/Time		File
690169.09	356859.76	25.0000	0.6931	0.2500	4/26/17	11:16 AM	GEDIT.RS

Level : 4

Area	Height	Vol Adj Amt	ISTD Response	ISTD Amount	Date/Time		File
1433205.72	750770.88	50.0000	1.3880	0.5000	4/26/17	11:16 AM	GEDIT.RS

Level : 5

Area	Height	Vol Adj Amt	ISTD Response	ISTD Amount	Date/Time		File
1799488.08	796004.84	75.0000	1.8533	0.7500	4/26/17	11:16 AM	GEDIT.RS

Level : 6

Area	Height	Vol Adj Amt	ISTD Response	ISTD Amount	Date/Time		File
2037024.05	789562.75	100.0000	2.2084	1.0000	4/26/17	11:16 AM	GEDIT.RS

Component: Heptachlor

Level : 1

Area	Height	Vol Adj Amt	ISTD Response	ISTD Amount	Date/Time		File
136003.18	76798.02	5.0000	0.1497	0.0500	4/26/17	11:17 AM	GEDIT.RS

Level : 2

Area	Height	Vol Adj Amt	ISTD Response	ISTD Amount	Date/Time		File
285079.75	156329.49	10.0000	0.2889	0.1000	4/26/17	11:16 AM	GEDIT.RS

Level : 3

Area	Height	Vol Adj Amt	ISTD Response	ISTD Amount	Date/Time		File
690973.09	380037.92	25.0000	0.6939	0.2500	4/26/17	11:16 AM	GEDIT.RS

Level : 4

Area	Height	Vol Adj Amt	ISTD Response	ISTD Amount	Date/Time		File
1403236.85	774328.61	50.0000	1.3590	0.5000	4/26/17	11:16 AM	GEDIT.RS

Level : 5

Area	Height	Vol Adj Amt	ISTD Response	ISTD Amount	Date/Time		File
1738166.12	788389.94	75.0000	1.7902	0.7500	4/26/17	11:16 AM	GEDIT.RS

Level : 6

Area	Height	Vol Adj Amt	ISTD Response	ISTD Amount	Date/Time		File
1915444.26	787794.72	100.0000	2.0766	1.0000	4/26/17	11:16 AM	GEDIT.RS

Component: Aldrin

Level : 1a

Area	Height	Vol Adj Amt	ISTD Response	ISTD Amount	Date/Time		File
66487.44	37019.45	2.5000	0.0796	0.0250	4/26/17	11:17 AM	GEDIT.RS

Level : 1

Area	Height	Vol Adj Amt	ISTD Response	ISTD Amount	Date/Time		File
129689.07	72748.89	5.0000	0.1428	0.0500	4/26/17	11:17 AM	GEDIT.RS

Level : 2

Area	Height	Vol Adj Amt	ISTD Response	ISTD Amount	Date/Time		File
274938.85	145766.64	10.0000	0.2786	0.1000	4/26/17	11:16 AM	GEDIT.RS

Level : 3

Area	Height	Vol Adj Amt	ISTD Response	ISTD Amount	Date/Time		File
632704.23	349518.88	25.0000	0.6354	0.2500	4/26/17	11:16 AM	GEDIT.RS

Level : 4

Area	Height	Vol Adj Amt	ISTD Response	ISTD Amount	Date/Time		File
1387943.07	728101.58	50.0000	1.3442	0.5000	4/26/17	11:16 AM	GEDIT.RS

Level : 5

Area	Height	Vol Adj Amt	ISTD Response	ISTD Amount	Date/Time		File
1749676.34	795982.80	75.0000	1.8020	0.7500	4/26/17	11:16 AM	GEDIT.RS

Level : 6

Area	Height	Vol Adj Amt	ISTD Response	ISTD Amount	Date/Time		File
1955767.58	793779.99	100.0000	2.1203	1.0000	4/26/17	11:16 AM	GEDIT.RS

Component: Heptachlor epoxide

Level : 1

Area	Height	Vol Adj Amt	ISTD Response	ISTD Amount	Date/Time		File
138766.74	68520.61	5.0000	0.1527	0.0500	4/26/17	11:17 AM	GEDIT.RS

Level : 2

Area	Height	Vol Adj Amt	ISTD Response	ISTD Amount	Date/Time		File
275439.58	137941.84	10.0000	0.2791	0.1000	4/26/17	11:16 AM	GEDIT.RS

Level : 3

Area	Height	Vol Adj Amt	ISTD Response	ISTD Amount	Date/Time		File
607624.66	316932.13	25.0000	0.6102	0.2500	4/26/17	11:16 AM	GEDIT.RS

Level : 4

Area	Height	Vol Adj Amt	ISTD Response	ISTD Amount	Date/Time		File

1269844.49	665570.97	50.0000	1.2298	0.5000	4/26/17	11:16 AM	GEDIT.RS

Level : 5

Area	Height	Vol Adj Amt	ISTD Response	ISTD Amount	Date/Time		File
1678594.82	799776.91	75.0000	1.7288	0.7500	4/26/17	11:16 AM	GEDIT.RS

Level : 6

Area	Height	Vol Adj Amt	ISTD Response	ISTD Amount	Date/Time		File
1870483.25	796913.80	100.0000	2.0278	1.0000	4/26/17	11:16 AM	GEDIT.RS

Component: g-Chlordane

Level : 1a

Area	Height	Vol Adj Amt	ISTD Response	ISTD Amount	Date/Time		File
58706.59	31008.52	2.5000	0.0703	0.0250	4/26/17	11:17 AM	GEDIT.RS

Level : 1

Area	Height	Vol Adj Amt	ISTD Response	ISTD Amount	Date/Time		File
163144.11	65377.27	5.0000	0.1796	0.0500	4/26/17	11:17 AM	GEDIT.RS

Level : 2

Area	Height	Vol Adj Amt	ISTD Response	ISTD Amount	Date/Time		File
305432.38	132922.62	10.0000	0.3095	0.1000	4/26/17	11:16 AM	GEDIT.RS

Level : 3

Area	Height	Vol Adj Amt	ISTD Response	ISTD Amount	Date/Time		File
639994.01	311542.80	25.0000	0.6427	0.2500	4/26/17	11:16 AM	GEDIT.RS

Level : 4

Area	Height	Vol Adj Amt	ISTD Response	ISTD Amount	Date/Time		File
1291721.44	640763.99	50.0000	1.2510	0.5000	4/26/17	11:16 AM	GEDIT.RS

Level : 5

Area	Height	Vol Adj Amt	ISTD Response	ISTD Amount	Date/Time		File
1711978.84	798066.99	75.0000	1.7632	0.7500	4/26/17	11:16 AM	GEDIT.RS

Component: a-Chlordane

Level : 1a

Area	Height	Vol Adj Amt	ISTD Response	ISTD Amount	Date/Time		File
69652.12	34273.84	2.5000	0.0834	0.0250	4/26/17	11:17 AM	GEDIT.RS

Level : 1

Area	Height	Vol Adj Amt	ISTD Response	ISTD Amount	Date/Time		File
134181.91	67042.81	5.0000	0.1477	0.0500	4/26/17	11:17 AM	GEDIT.RS

Level : 2

Area	Height	Vol Adj Amt	ISTD Response	ISTD Amount	Date/Time		File
262728.84	133745.74	10.0000	0.2662	0.1000	4/26/17	11:16 AM	GEDIT.RS

Level : 3

Area	Height	Vol Adj Amt	ISTD Response	ISTD Amount	Date/Time		File
597800.33	306705.32	25.0000	0.6004	0.2500	4/26/17	11:16 AM	GEDIT.RS

Level : 4

Area	Height	Vol Adj Amt	ISTD Response	ISTD Amount	Date/Time		File
1234065.24	629483.56	50.0000	1.1952	0.5000	4/26/17	11:16 AM	GEDIT.RS

Level : 5

Area	Height	Vol Adj Amt	ISTD Response	ISTD Amount	Date/Time		File
1626669.23	793791.07	75.0000	1.6753	0.7500	4/26/17	11:16 AM	GEDIT.RS

Level : 6

Area	Height	Vol Adj Amt	ISTD Response	ISTD Amount	Date/Time		File
1841152.98	791214.44	100.0000	1.9960	1.0000	4/26/17	11:16 AM	GEDIT.RS

Component: 4,4'-DDE

Level : 1a

Area	Height	Vol Adj Amt	ISTD Response	ISTD Amount	Date/Time		File
52038.41	25885.82	2.5000	0.0623	0.0250	4/26/17	11:17 AM	GEDIT.RS

Level : 1

Area	Height	Vol Adj Amt	ISTD Response	ISTD Amount	Date/Time		File
104461.07	50440.62	5.0000	0.1150	0.0500	4/26/17	11:17 AM	GEDIT.RS

Level : 2

Area	Height	Vol Adj Amt	ISTD Response	ISTD Amount	Date/Time		File
217359.36	104658.90	10.0000	0.2202	0.1000	4/26/17	11:16 AM	GEDIT.RS

Level : 3

Area	Height	Vol Adj Amt	ISTD Response	ISTD Amount	Date/Time		File
512965.92	247700.25	25.0000	0.5152	0.2500	4/26/17	11:16 AM	GEDIT.RS

Level : 4

Area	Height	Vol Adj Amt	ISTD Response	ISTD Amount	Date/Time		File
1083679.82	512708.27	50.0000	1.0495	0.5000	4/26/17	11:16 AM	GEDIT.RS

Level : 5

Area	Height	Vol Adj Amt	ISTD Response	ISTD Amount	Date/Time		File

1470683.02	688865.80	75.0000	1.5147	0.7500	4/26/17	11:16 AM	GEDIT.RS

Level : 6

Area	Height	Vol Adj Amt	ISTD Response	ISTD Amount	Date/Time		File
1766876.52	790131.54	100.0000	1.9155	1.0000	4/26/17	11:16 AM	GEDIT.RS

Component: Endosulfan I

Level : 1

Area	Height	Vol Adj Amt	ISTD Response	ISTD Amount	Date/Time		File
115796.14	59561.46	5.0000	0.1275	0.0500	4/26/17	11:17 AM	GEDIT.RS

Level : 2

Area	Height	Vol Adj Amt	ISTD Response	ISTD Amount	Date/Time		File
245070.17	122891.35	10.0000	0.2483	0.1000	4/26/17	11:16 AM	GEDIT.RS

Level : 3

Area	Height	Vol Adj Amt	ISTD Response	ISTD Amount	Date/Time		File
583576.36	289030.34	25.0000	0.5861	0.2500	4/26/17	11:16 AM	GEDIT.RS

Level : 4

Area	Height	Vol Adj Amt	ISTD Response	ISTD Amount	Date/Time		File
1223124.29	591590.23	50.0000	1.1846	0.5000	4/26/17	11:16 AM	GEDIT.RS

Level : 5

Area	Height	Vol Adj Amt	ISTD Response	ISTD Amount	Date/Time		File
1626762.56	788078.65	75.0000	1.6754	0.7500	4/26/17	11:16 AM	GEDIT.RS

Level : 6

Area	Height	Vol Adj Amt	ISTD Response	ISTD Amount	Date/Time		File
1879396.69	790959.11	100.0000	2.0375	1.0000	4/26/17	11:16 AM	GEDIT.RS

Component: Dieldrin

Level : 1g

Area	Height	Vol Adj Amt	ISTD Response	ISTD Amount	Date/Time		File
33471.32	17090.76	1.5000	0.0358	0.0150	4/26/17	11:17 AM	GEDIT.RS

Level : 1a

Area	Height	Vol Adj Amt	ISTD Response	ISTD Amount	Date/Time		File
50476.16	26764.65	2.5000	0.0604	0.0250	4/26/17	11:17 AM	GEDIT.RS

Level : 1

Area	Height	Vol Adj Amt	ISTD Response	ISTD Amount	Date/Time		File
102832.68	54926.45	5.0000	0.1132	0.0500	4/26/17	11:17 AM	GEDIT.RS

Level : 2

Area	Height	Vol Adj Amt	ISTD Response	ISTD Amount	Date/Time		File
220112.66	114354.96	10.0000	0.2230	0.1000	4/26/17	11:16 AM	GEDIT.RS

Level : 3

Area	Height	Vol Adj Amt	ISTD Response	ISTD Amount	Date/Time		File
572278.95	290304.53	25.0000	0.5747	0.2500	4/26/17	11:16 AM	GEDIT.RS

Level : 4

Area	Height	Vol Adj Amt	ISTD Response	ISTD Amount	Date/Time		File
1234753.97	609408.00	50.0000	1.1958	0.5000	4/26/17	11:16 AM	GEDIT.RS

Level : 5

Area	Height	Vol Adj Amt	ISTD Response	ISTD Amount	Date/Time		File
1602355.82	787216.96	75.0000	1.6503	0.7500	4/26/17	11:16 AM	GEDIT.RS

Level : 6

Area	Height	Vol Adj Amt	ISTD Response	ISTD Amount	Date/Time		File
1891925.49	793336.19	100.0000	2.0511	1.0000	4/26/17	11:16 AM	GEDIT.RS

Component: Endrin

Level : 1

Area	Height	Vol Adj Amt	ISTD Response	ISTD Amount	Date/Time		File
92524.20	48021.99	5.0000	0.1018	0.0500	4/26/17	11:17 AM	GEDIT.RS

Level : 2

Area	Height	Vol Adj Amt	ISTD Response	ISTD Amount	Date/Time		File
200299.34	103738.40	10.0000	0.2030	0.1000	4/26/17	11:16 AM	GEDIT.RS

Level : 3

Area	Height	Vol Adj Amt	ISTD Response	ISTD Amount	Date/Time		File
486753.94	247214.18	25.0000	0.4888	0.2500	4/26/17	11:16 AM	GEDIT.RS

Level : 4

Area	Height	Vol Adj Amt	ISTD Response	ISTD Amount	Date/Time		File
1041190.91	528383.11	50.0000	1.0084	0.5000	4/26/17	11:16 AM	GEDIT.RS

Level : 5

Area	Height	Vol Adj Amt	ISTD Response	ISTD Amount	Date/Time		File
1408304.99	697048.76	75.0000	1.4504	0.7500	4/26/17	11:16 AM	GEDIT.RS

Level : 6

Area	Height	Vol Adj Amt	ISTD Response	ISTD Amount	Date/Time		File

1649561.38	795824.51	100.0000	1.7883	1.0000	4/26/17	11:16 AM	GEDIT.RS

Component: Endrin Breakdown

This component has no calibration levels

Component: 4,4'-DDD

Level : 1a

Area	Height	Vol Adj Amt	ISTD Response	ISTD Amount	Date/Time		File
36557.75	15568.81	2.5000	0.0438	0.0250	4/26/17	11:17 AM	GEDIT.RS

Level : 1

Area	Height	Vol Adj Amt	ISTD Response	ISTD Amount	Date/Time		File
59311.02	30635.64	5.0000	0.0653	0.0500	4/26/17	11:17 AM	GEDIT.RS

Level : 2

Area	Height	Vol Adj Amt	ISTD Response	ISTD Amount	Date/Time		File
156150.76	69275.63	10.0000	0.1582	0.1000	4/26/17	11:16 AM	GEDIT.RS

Level : 3

Area	Height	Vol Adj Amt	ISTD Response	ISTD Amount	Date/Time		File
385756.71	171920.71	25.0000	0.3874	0.2500	4/26/17	11:16 AM	GEDIT.RS

Level : 4

Area	Height	Vol Adj Amt	ISTD Response	ISTD Amount	Date/Time		File
844752.58	372385.81	50.0000	0.8181	0.5000	4/26/17	11:16 AM	GEDIT.RS

Level : 5

Area	Height	Vol Adj Amt	ISTD Response	ISTD Amount	Date/Time		File
1183381.82	503481.16	75.0000	1.2188	0.7500	4/26/17	11:16 AM	GEDIT.RS

Level : 6

Area	Height	Vol Adj Amt	ISTD Response	ISTD Amount	Date/Time		File
1504372.29	622977.41	100.0000	1.6309	1.0000	4/26/17	11:16 AM	GEDIT.RS

Component: Endosulfan II

Level : 1

Area	Height	Vol Adj Amt	ISTD Response	ISTD Amount	Date/Time		File
98280.38	50350.82	5.0000	0.1082	0.0500	4/26/17	11:17 AM	GEDIT.RS

Level : 2

Area	Height	Vol Adj Amt	ISTD Response	ISTD Amount	Date/Time		File
219347.74	105400.79	10.0000	0.2223	0.1000	4/26/17	11:16 AM	GEDIT.RS

Level : 3

Area	Height	Vol Adj Amt	ISTD Response	ISTD Amount	Date/Time		File
507253.13	242855.91	25.0000	0.5094	0.2500	4/26/17	11:16 AM	GEDIT.RS

Level : 4

Area	Height	Vol Adj Amt	ISTD Response	ISTD Amount	Date/Time		File
1057609.54	509838.93	50.0000	1.0243	0.5000	4/26/17	11:16 AM	GEDIT.RS

Level : 5

Area	Height	Vol Adj Amt	ISTD Response	ISTD Amount	Date/Time		File
1421153.07	662251.64	75.0000	1.4637	0.7500	4/26/17	11:16 AM	GEDIT.RS

Level : 6

Area	Height	Vol Adj Amt	ISTD Response	ISTD Amount	Date/Time		File
1714028.46	792881.28	100.0000	1.8582	1.0000	4/26/17	11:16 AM	GEDIT.RS

Component: 4,4'-DDT

Level : 1a

Area	Height	Vol Adj Amt	ISTD Response	ISTD Amount	Date/Time		File
34412.14	18029.50	2.5000	0.0412	0.0250	4/26/17	11:17 AM	GEDIT.RS

Level : 1

Area	Height	Vol Adj Amt	ISTD Response	ISTD Amount	Date/Time		File
69954.54	36738.70	5.0000	0.0770	0.0500	4/26/17	11:17 AM	GEDIT.RS

Level : 2

Area	Height	Vol Adj Amt	ISTD Response	ISTD Amount	Date/Time		File
198058.20	85189.66	10.0000	0.2007	0.1000	4/26/17	11:16 AM	GEDIT.RS

Level : 3

Area	Height	Vol Adj Amt	ISTD Response	ISTD Amount	Date/Time		File
424307.82	197050.70	25.0000	0.4261	0.2500	4/26/17	11:16 AM	GEDIT.RS

Level : 4

Area	Height	Vol Adj Amt	ISTD Response	ISTD Amount	Date/Time		File
890846.65	409263.46	50.0000	0.8628	0.5000	4/26/17	11:16 AM	GEDIT.RS

Level : 5

Area	Height	Vol Adj Amt	ISTD Response	ISTD Amount	Date/Time		File
1207228.08	553087.32	75.0000	1.2433	0.7500	4/26/17	11:16 AM	GEDIT.RS

Level : 6

Area	Height	Vol Adj Amt	ISTD Response	ISTD Amount	Date/Time		File
1472081.56	671734.11	100.0000	1.5959	1.0000	4/26/17	11:16 AM	GEDIT.RS

Component: DDT Breakdown

This component has no calibration levels

Component: Endrin aldehyde

Level : 1

Area	Height	Vol Adj Amt	ISTD Response	ISTD Amount	Date/Time		File
82003.87	40097.45	5.0000	0.0903	0.0500	4/26/17	11:17 AM	GEDIT.RS

Level : 2

Area	Height	Vol Adj Amt	ISTD Response	ISTD Amount	Date/Time		File
169641.01	82836.18	10.0000	0.1719	0.1000	4/26/17	11:16 AM	GEDIT.RS

Level : 3

Area	Height	Vol Adj Amt	ISTD Response	ISTD Amount	Date/Time		File
405835.85	194616.29	25.0000	0.4076	0.2500	4/26/17	11:16 AM	GEDIT.RS

Level : 4

Area	Height	Vol Adj Amt	ISTD Response	ISTD Amount	Date/Time		File
872866.54	401510.36	50.0000	0.8453	0.5000	4/26/17	11:16 AM	GEDIT.RS

Level : 5

Area	Height	Vol Adj Amt	ISTD Response	ISTD Amount	Date/Time		File
1149364.82	527734.81	75.0000	1.1837	0.7500	4/26/17	11:16 AM	GEDIT.RS

Level : 6

Area	Height	Vol Adj Amt	ISTD Response	ISTD Amount	Date/Time		File
1401684.03	634402.54	100.0000	1.5196	1.0000	4/26/17	11:16 AM	GEDIT.RS

Component: Methoxychlor

Level : 1

Area	Height	Vol Adj Amt	ISTD Response	ISTD Amount	Date/Time		File
37734.60	18598.43	5.0000	0.0415	0.0500	4/26/17	11:17 AM	GEDIT.RS

Level : 2

Area	Height	Vol Adj Amt	ISTD Response	ISTD Amount	Date/Time		File
77554.75	38370.31	10.0000	0.0786	0.1000	4/26/17	11:16 AM	GEDIT.RS

Level : 3

Area	Height	Vol Adj Amt	ISTD Response	ISTD Amount	Date/Time		File
212793.18	92263.87	25.0000	0.2137	0.2500	4/26/17	11:16 AM	GEDIT.RS

Level : 4

Area	Height	Vol Adj Amt	ISTD Response	ISTD Amount	Date/Time		File

455257.67	188867.77	50.0000	0.4409	0.5000	4/26/17	11:16 AM	GEDIT.RS

Level : 5

Area	Height	Vol Adj Amt	ISTD Response	ISTD Amount	Date/Time		File
601886.18	250262.47	75.0000	0.6199	0.7500	4/26/17	11:16 AM	GEDIT.RS

Level : 6

Area	Height	Vol Adj Amt	ISTD Response	ISTD Amount	Date/Time		File
734190.86	302857.74	100.0000	0.7959	1.0000	4/26/17	11:16 AM	GEDIT.RS

Component: Mirex

Level : 1

Area	Height	Vol Adj Amt	ISTD Response	ISTD Amount	Date/Time		File
82916.58	44582.07	5.0000	0.0913	0.0500	4/26/17	11:17 AM	GEDIT.RS

Level : 2

Area	Height	Vol Adj Amt	ISTD Response	ISTD Amount	Date/Time		File
170670.10	88349.95	10.0000	0.1729	0.1000	4/26/17	11:16 AM	GEDIT.RS

Level : 3

Area	Height	Vol Adj Amt	ISTD Response	ISTD Amount	Date/Time		File
396159.10	192740.84	25.0000	0.3978	0.2500	4/26/17	11:16 AM	GEDIT.RS

Level : 4

Area	Height	Vol Adj Amt	ISTD Response	ISTD Amount	Date/Time		File
767803.71	366470.69	50.0000	0.7436	0.5000	4/26/17	11:16 AM	GEDIT.RS

Level : 5

Area	Height	Vol Adj Amt	ISTD Response	ISTD Amount	Date/Time		File
984338.17	475122.68	75.0000	1.0138	0.7500	4/26/17	11:16 AM	GEDIT.RS

Level : 6

Area	Height	Vol Adj Amt	ISTD Response	ISTD Amount	Date/Time		File
1187412.83	569368.66	100.0000	1.2873	1.0000	4/26/17	11:16 AM	GEDIT.RS

Component: Endosulfan sulfate

Level : 1

Area	Height	Vol Adj Amt	ISTD Response	ISTD Amount	Date/Time		File
87130.99	44194.49	5.0000	0.0959	0.0500	4/26/17	11:17 AM	GEDIT.RS

Level : 2

Area	Height	Vol Adj Amt	ISTD Response	ISTD Amount	Date/Time		File
183075.21	89766.62	10.0000	0.1855	0.1000	4/26/17	11:16 AM	GEDIT.RS

Level : 3

Area	Height	Vol Adj Amt	ISTD Response	ISTD Amount	Date/Time		File
446583.98	207831.57	25.0000	0.4485	0.2500	4/26/17	11:16 AM	GEDIT.RS

Level : 4

Area	Height	Vol Adj Amt	ISTD Response	ISTD Amount	Date/Time		File
929376.20	418936.92	50.0000	0.9001	0.5000	4/26/17	11:16 AM	GEDIT.RS

Level : 5

Area	Height	Vol Adj Amt	ISTD Response	ISTD Amount	Date/Time		File
1200690.52	547900.39	75.0000	1.2366	0.7500	4/26/17	11:16 AM	GEDIT.RS

Level : 6

Area	Height	Vol Adj Amt	ISTD Response	ISTD Amount	Date/Time		File
1452476.87	668303.13	100.0000	1.5746	1.0000	4/26/17	11:16 AM	GEDIT.RS

Component: Endrin Ketone

Level : 1

Area	Height	Vol Adj Amt	ISTD Response	ISTD Amount	Date/Time		File
96955.75	49075.48	5.0000	0.1067	0.0500	4/26/17	11:17 AM	GEDIT.RS

Level : 2

Area	Height	Vol Adj Amt	ISTD Response	ISTD Amount	Date/Time		File
206669.85	98887.48	10.0000	0.2094	0.1000	4/26/17	11:16 AM	GEDIT.RS

Level : 3

Area	Height	Vol Adj Amt	ISTD Response	ISTD Amount	Date/Time		File
495648.68	230567.54	25.0000	0.4978	0.2500	4/26/17	11:16 AM	GEDIT.RS

Level : 4

Area	Height	Vol Adj Amt	ISTD Response	ISTD Amount	Date/Time		File
1025585.65	466213.34	50.0000	0.9932	0.5000	4/26/17	11:16 AM	GEDIT.RS

Level : 5

Area	Height	Vol Adj Amt	ISTD Response	ISTD Amount	Date/Time		File
1346863.76	602123.42	75.0000	1.3871	0.7500	4/26/17	11:16 AM	GEDIT.RS

Level : 6

Area	Height	Vol Adj Amt	ISTD Response	ISTD Amount	Date/Time		File
1631567.95	741540.38	100.0000	1.7688	1.0000	4/26/17	11:16 AM	GEDIT.RS

Component: % DCBP

Level : 1

Area	Height	Vol Adj Amt	ISTD Response	ISTD Amount	Date/Time		File
277450.87	124582.43	20.0000	0.3054	0.2000	4/26/17	11:17 AM	GEDIT.RS

Level : 2

Area	Height	Vol Adj Amt	ISTD Response	ISTD Amount	Date/Time		File
565577.13	243927.16	40.0000	0.5731	0.4000	4/26/17	11:16 AM	GEDIT.RS

Level : 3

Area	Height	Vol Adj Amt	ISTD Response	ISTD Amount	Date/Time		File
836786.07	350235.75	60.0000	0.8404	0.6000	4/26/17	11:16 AM	GEDIT.RS

Level : 4

Area	Height	Vol Adj Amt	ISTD Response	ISTD Amount	Date/Time		File
1152263.85	478845.02	80.0000	1.1159	0.8000	4/26/17	11:16 AM	GEDIT.RS

Level : 5

Area	Height	Vol Adj Amt	ISTD Response	ISTD Amount	Date/Time		File
1242119.20	520100.77	100.0000	1.2793	1.0000	4/26/17	11:16 AM	GEDIT.RS

Turbochrom Method File : E:\TC2017\ECD4\04-APR\PS425BI.MTH
Created by : am on : 4/26/17 10:46 AM
Edited by : ce on : 4/26/17 11:10 AM
Description :

Number of Times Edited : 8
Number of Times Calibrated : 7394

Instrument Conditions :

Instrument Control Method:
Instrument name : AUTO4-DUAL_ECD

Channel Parameters:
Data will be collected from both channels

Channel A signal source: DetA		Channel B signal source: DetB	
Analog Output	: INT	Analog Output	: INT
Attenuation	: -3	Attenuation	: -4
Offset	: 5.0 mV	Offset	: 5.0 mV

Delay Time : 0.00 min.
Run Time : 16.39 min.
Sampling Rate : 1.5625 pts/s

Autosampler Method:

Injection Volume	: 1.0 µl	Pre-Sequence Washes	: 1
Injection Speed	: NORM	Sample Washes	: 2
Viscosity Delay	: 0	Sample Pumps	: 4
Waste Vial	: 1	Solvent A Washes	: 4

Carriers Parameters:
Carrier A control : Press - PSIG
Initial Setpoint : 0.0 Initial Hold : 0.00 min

Carrier B control : Flow - He
Initial Setpoint : 0.0 Initial Hold : 0.00 min

Auxiliary Pneumatic 1 :
Auxiliary Pneumatic 1 setpoint : 0
Auxiliary Pneumatic 2 :
Auxiliary Pneumatic 2 setpoint : 0
Auxiliary Pneumatic 3 :
Auxiliary Pneumatic 3 setpoint : 0
Auxiliary Pneumatic 4 :
Auxiliary Pneumatic 4 setpoint : 0

Valve configuration and settings:

Valve 1	: SPLIT OFF	Valve 2	: NONE
Valve 3	: NONE	Valve 4	: NONE
Valve 5	: NONE	Valve 6	: NONE

Detector Parameters:

Detector A : ECD		Detector B : ECD	
Range	: 1	Range	: 1

Time Constant : 200	Time Constant : 200
Autozero : OFF	Autozero : OFF
Ref Gas Flow : 30.0 mL/m	Ref Gas Flow : 30.0 mL/m
MkUp Gas Flow : 0.0 mL/m	MkUp Gas Flow : 0.0 mL/m

Heated Zones:

Injector A :
Injector A Setpoint : 250°
Injector B :
Injector B Setpoint : OFF
Detector A : 350°
Detector B : 350°
Auxiliary (NONE) : 0°

Oven Program:

Cryogenics : OFF

Initial Temp : 120°	Maximum Temp : 350°
Initial Hold : 1.20 min	Equilibration Time : 0.5 min

Ramp 1 : 27.8 °/min to 200°, hold for 0.00 min
Ramp 2 : 8.9 °/min to 230°, hold for 0.00 min
Ramp 3 : 18.2 °/min to 320°, hold for 4.00 min

Total Run Time : 16.39 min

Timed Events:

There are no timed events in the method

Real Time Plot Parameters :

Channel A -- Pages: 1 Offset: 0.000 mV Scale: 1000.000 mV
Channel B -- Pages: 1 Offset: 0.000 mV Scale: 1000.000 mV

Processing Parameters :

Bunch Factor : 1 points
Noise Threshold : 222 µV
Area Threshold : 1110.00 µV

Peak Separation Criteria
Width Ratio : 0.200
Valley-to-Peak Ratio : 0.010

Exponential Skim Criteria
Peak Height Ratio : 5.000
Adjusted Height Ratio : 4.000
Valley Height Ratio : 3.000

Baseline Timed Events :

Event #1 - -P at 0.054
Event #2 - +P at 2.843
Event #3 - -P at 3.030
Event #4 - +P at 4.148
Event #5 - -P at 4.295
Event #6 - +P at 4.600
Event #7 - +P at 4.990

Event #8 - -P at 6.183
Event #9 - +P at 6.524
Event #10 - -P at 8.649
Event #11 - +P at 8.892
Event #12 - -P at 9.795
Event #13 - +P at 10.531
Event #14 - -P at 10.795

Annotated Replot Parameters :
No replot will be printed

Report Format files :
No report format files given

User Programs :
No user programs will be executed

Global Information :
Default Sample Volume : 1.000 ul
Quantitation Units :
Void Time : 0.000 min
Correct amounts during calibration : YES
Reject outliers during calibration : NO
An Internal Standard calibration will be used
Unknown peaks will be quantitated using a response factor of 1.000000e+06

Component Information :
Int Std
Component Type : Single Peak Component
Retention Time : 2.925 min Search Window: 1.00 s, 1.00 %
Reference Component:
Find peak closest to expected RT in window
Internal Standard :
Use Average Calibration Factor (Area ratio / Amount ratio)
User Values:
Label :
Value 1: 0.000000
Value 2: 0.000000
Value 3: 0.000000
Value 4: 0.000000
Value 5: 0.000000
Calibration Levels:

Level Name	Amount	Area	Height	ISTD Resp.	ISTD Amt.	# Replicates
1	100.0000	888263.60	450299.31	1.0000	1.0000	1
1A	100.0000	860159.63	439854.14	1.0000	1.0000	1
1G	100.0000	896388.78	437342.99	1.0000	1.0000	1
2	100.0000	962885.87	463184.99	1.0000	1.0000	1
3	100.0000	998644.98	480568.84	1.0000	1.0000	1
4	100.0000	1041060.07	538752.10	1.0000	1.0000	1
5	100.0000	931182.28	467602.84	1.0000	1.0000	1
6	100.0000	914139.19	456457.63	1.0000	1.0000	1

Average Calibration Factor = 1.000000 (%RSD = 0.00)

% TCMX
Component Type : Single Peak Component
Retention Time : 4.211 min Search Window: 1.00 s, 1.00 %

Reference Component:
Find peak closest to expected RT in window
Internal Standard : Int Std
Use Average Calibration Factor (Area ratio / Amount ratio)
User Values:
Label :
Value 1: 0.000000
Value 2: 0.000000
Value 3: 0.000000
Value 4: 0.000000
Value 5: 0.000000
Calibration Levels:

Level Name	Amount	Area	Height	ISTD Resp.	ISTD Amt.	# Replicates
1	20.0000	178664.88	103865.65	0.2011	0.2000	1
2	40.0000	370477.24	206475.25	0.3848	0.4000	1
3	60.0000	549314.82	291465.49	0.5501	0.6000	1
4	80.0000	730808.02	399474.58	0.7020	0.8000	1
5	100.0000	807166.81	438530.34	0.8668	1.0000	1
6	120.0000	906538.10	487692.68	0.9917	1.2000	1

Average Calibration Factor = 0.909177 (%RSD = 7.26)

a-BHC
Component Type : Single Peak Component
Retention Time : 4.680 min Search Window: 0.50 s, 0.50 %
Reference Component: % TCMX
Find peak closest to expected RT in window
Internal Standard : Int Std
Use Average Calibration Factor (Area ratio / Amount ratio)
User Values:
Label :
Value 1: 0.000000
Value 2: 0.000000
Value 3: 0.000000
Value 4: 0.000000
Value 5: 0.000000
Calibration Levels:

Level Name	Amount	Area	Height	ISTD Resp.	ISTD Amt.	# Replicates
1a	2.5000	46456.97	31394.55	0.0540	0.0250	1
1	5.0000	104130.06	69403.46	0.1172	0.0500	1
2	10.0000	236326.43	151621.35	0.2454	0.1000	1
3	25.0000	634216.47	388136.47	0.6351	0.2500	1
4	50.0000	1352843.11	807566.42	1.2995	0.5000	1
5	75.0000	1642829.33	805428.11	1.7642	0.7500	1
6	100.0000	1835491.32	805976.56	2.0079	1.0000	1

Average Calibration Factor = 2.351259 (%RSD = 8.89)

Hexachlorobenzene
Component Type : Single Peak Component
Retention Time : 4.732 min Search Window: 0.50 s, 0.50 %
Reference Component: % TCMX
Find peak closest to expected RT in window
Internal Standard : Int Std
Use Average Calibration Factor (Area ratio / Amount ratio)
User Values:
Label :
Value 1: 0.000000
Value 2: 0.000000
Value 3: 0.000000

Value 4: 0.000000
Value 5: 0.000000

Calibration Levels:

Level Name	Amount	Area	Height	ISTD Resp.	ISTD Amt.	# Replicates
1	5.0000	190770.23	112002.58	0.2148	0.0500	1
2	10.0000	368439.24	210791.80	0.3826	0.1000	1
3	25.0000	913172.21	459570.50	0.9144	0.2500	1
4	50.0000	1486699.46	767743.17	1.4281	0.5000	1
5	75.0000	1947453.90	804226.29	2.0914	0.7500	1

Average Calibration Factor = 3.484807 (%RSD = 18.62)

g-BHC

Component Type : Single Peak Component
Retention Time : 5.026 min Search Window: 0.50 s, 0.50 %
Reference Component: % TCMX
Find peak closest to expected RT in window
Internal Standard : Int Std
Use Average Calibration Factor (Area ratio / Amount ratio)
User Values:
Label :
Value 1: 0.000000
Value 2: 0.000000
Value 3: 0.000000
Value 4: 0.000000
Value 5: 0.000000

Calibration Levels:

Level Name	Amount	Area	Height	ISTD Resp.	ISTD Amt.	# Replicates
1g	1.5000	32626.61	19308.94	0.0364	0.0150	1
1a	2.5000	45653.22	28542.28	0.0531	0.0250	1
1	5.0000	95313.49	60369.58	0.1073	0.0500	1
2	10.0000	206699.81	125601.10	0.2147	0.1000	1
3	25.0000	579955.13	328431.72	0.5807	0.2500	1
4	50.0000	1186622.34	682400.30	1.1398	0.5000	1
5	75.0000	1566409.89	807061.91	1.6822	0.7500	1
6	100.0000	1831130.52	806362.01	2.0031	1.0000	1

Average Calibration Factor = 2.211362 (%RSD = 6.02)

b-BHC

Component Type : Single Peak Component
Retention Time : 5.227 min Search Window: 0.50 s, 0.50 %
Reference Component: % TCMX
Find peak closest to expected RT in window
Internal Standard : Int Std
Use Average Calibration Factor (Area ratio / Amount ratio)
User Values:
Label :
Value 1: 0.000000
Value 2: 0.000000
Value 3: 0.000000
Value 4: 0.000000
Value 5: 0.000000

Calibration Levels:

Level Name	Amount	Area	Height	ISTD Resp.	ISTD Amt.	# Replicates
1a	2.5000	21859.51	12752.02	0.0254	0.0250	1
1	5.0000	53862.85	31639.80	0.0606	0.0500	1
2	10.0000	110677.09	63362.08	0.1149	0.1000	1
3	25.0000	265443.66	146790.88	0.2658	0.2500	1
4	50.0000	540665.15	294724.08	0.5193	0.5000	1
5	75.0000	700152.55	384896.75	0.7519	0.7500	1
6	100.0000	901034.47	471428.89	0.9857	1.0000	1

Average Calibration Factor = 1.066974 (%RSD = 7.86)

d-BHC

Component Type : Single Peak Component
Retention Time : 5.500 min Search Window: 0.50 s, 0.50 %
Reference Component: % TCMX
Find peak closest to expected RT in window
Internal Standard : Int Std
Use Average Calibration Factor (Area ratio / Amount ratio)
User Values:
Label :
Value 1: 0.000000
Value 2: 0.000000
Value 3: 0.000000
Value 4: 0.000000
Value 5: 0.000000
Calibration Levels:

Level Name	Amount	Area	Height	ISTD Resp.	ISTD Amt.	# Replicates
1	5.0000	104673.45	58632.74	0.1178	0.0500	1
2	10.0000	230112.00	127274.70	0.2390	0.1000	1
3	25.0000	597348.10	330515.38	0.5982	0.2500	1
4	50.0000	1338682.73	705092.15	1.2859	0.5000	1
5	75.0000	1733196.61	805858.05	1.8613	0.7500	1
6	100.0000	1967193.87	806606.61	2.1520	1.0000	1

Average Calibration Factor = 2.390785 (%RSD = 5.89)

Heptachlor

Component Type : Single Peak Component
Retention Time : 5.689 min Search Window: 0.50 s, 0.50 %
Reference Component: % TCMX
Find peak closest to expected RT in window
Internal Standard : Int Std
Use Average Calibration Factor (Area ratio / Amount ratio)
User Values:
Label :
Value 1: 0.000000
Value 2: 0.000000
Value 3: 0.000000
Value 4: 0.000000
Value 5: 0.000000
Calibration Levels:

Level Name	Amount	Area	Height	ISTD Resp.	ISTD Amt.	# Replicates
1	5.0000	114241.51	60624.72	0.1286	0.0500	1
2	10.0000	224932.97	121472.31	0.2336	0.1000	1
3	25.0000	592547.34	313274.93	0.5934	0.2500	1
4	50.0000	1222714.52	644792.78	1.1745	0.5000	1
5	75.0000	1556322.21	806322.22	1.6713	0.7500	1
6	100.0000	1860170.54	806834.24	2.0349	1.0000	1

Average Calibration Factor = 2.315667 (%RSD = 7.66)

Aldrin

Component Type : Single Peak Component
Retention Time : 6.085 min Search Window: 0.50 s, 0.50 %
Reference Component: % TCMX
Find peak closest to expected RT in window
Internal Standard : Int Std
Use Average Calibration Factor (Area ratio / Amount ratio)

User Values:
Label :
Value 1: 0.000000
Value 2: 0.000000
Value 3: 0.000000
Value 4: 0.000000
Value 5: 0.000000

Calibration Levels:

Level Name	Amount	Area	Height	ISTD Resp.	ISTD Amt.	# Replicates
1a	2.5000	67295.34	33366.85	0.0782	0.0250	1
1	5.0000	122119.85	63229.58	0.1375	0.0500	1
2	10.0000	247629.40	132030.05	0.2572	0.1000	1
3	25.0000	602738.82	317555.78	0.6036	0.2500	1
4	50.0000	1255521.29	656204.20	1.2060	0.5000	1
5	75.0000	1667703.22	806100.88	1.7910	0.7500	1
6	100.0000	1896921.21	806807.37	2.0751	1.0000	1

Average Calibration Factor = 2.534295 (%RSD = 13.12)

Heptachlor epoxide
Component Type : Single Peak Component
Retention Time : 6.603 min Search Window: 0.50 s, 0.50 %
Reference Component:
Find peak closest to expected RT in window
Internal Standard : Int Std
Use Average Calibration Factor (Area ratio / Amount ratio)
User Values:
Label :
Value 1: 0.000000
Value 2: 0.000000
Value 3: 0.000000
Value 4: 0.000000
Value 5: 0.000000

Calibration Levels:

Level Name	Amount	Area	Height	ISTD Resp.	ISTD Amt.	# Replicates
1	5.0000	136193.53	63996.73	0.1533	0.0500	1
2	10.0000	323066.21	125050.40	0.3355	0.1000	1
3	25.0000	649344.86	287567.01	0.6502	0.2500	1
4	50.0000	1267805.50	592909.90	1.2178	0.5000	1
5	75.0000	1674932.81	788112.99	1.7987	0.7500	1
6	100.0000	1941572.95	808272.97	2.1239	1.0000	1

Average Calibration Factor = 2.663405 (%RSD = 17.27)

g-Chlordane
Component Type : Single Peak Component
Retention Time : 6.955 min Search Window: 0.50 s, 0.50 %
Reference Component: Heptachlor epoxide
Find peak closest to expected RT in window
Internal Standard : Int Std
Use Average Calibration Factor (Area ratio / Amount ratio)
User Values:
Label :
Value 1: 0.000000
Value 2: 0.000000
Value 3: 0.000000
Value 4: 0.000000
Value 5: 0.000000

Calibration Levels:

1a	2.5000	58276.16	28697.03	0.0678	0.0250	1
1	5.0000	116170.47	57198.10	0.1308	0.0500	1
2	10.0000	238686.54	117745.17	0.2479	0.1000	1
3	25.0000	566596.30	278849.26	0.5674	0.2500	1
4	50.0000	1191729.51	577647.80	1.1447	0.5000	1
5	75.0000	1599408.48	776779.06	1.7176	0.7500	1
6	100.0000	1891328.43	813130.10	2.0690	1.0000	1

Average Calibration Factor = 2.388942 (%RSD = 9.34)

a-Chlordane

Component Type : Single Peak Component
Retention Time : 7.063 min Search Window: 0.40 s, 0.30 %
Reference Component: Heptachlor epoxide
Find peak closest to expected RT in window
Internal Standard : Int Std
Use Average Calibration Factor (Area ratio / Amount ratio)
User Values:
Label :
Value 1: 0.000000
Value 2: 0.000000
Value 3: 0.000000
Value 4: 0.000000
Value 5: 0.000000
Calibration Levels:

Level Name	Amount	Area	Height	ISTD Resp.	ISTD Amt.	# Replicates
1a	2.5000	45855.57	27575.26	0.0533	0.0250	1
1	5.0000	91239.73	53723.35	0.1027	0.0500	1
2	10.0000	200177.93	111138.38	0.2079	0.1000	1
3	25.0000	515461.95	268699.73	0.5162	0.2500	1
4	50.0000	1097497.76	557443.92	1.0542	0.5000	1
5	75.0000	1445805.79	731239.39	1.5527	0.7500	1
6	100.0000	1743260.42	811345.09	1.9070	1.0000	1

Average Calibration Factor = 2.059425 (%RSD = 3.52)

Endosulfan I

Component Type : Single Peak Component
Retention Time : 7.118 min Search Window: 0.30 s, 0.30 %
Reference Component: Heptachlor epoxide
Find peak closest to expected RT in window
Internal Standard : Int Std
Use Average Calibration Factor (Area ratio / Amount ratio)
User Values:
Label :
Value 1: 0.000000
Value 2: 0.000000
Value 3: 0.000000
Value 4: 0.000000
Value 5: 0.000000
Calibration Levels:

Level Name	Amount	Area	Height	ISTD Resp.	ISTD Amt.	# Replicates
1	5.0000	80162.09	44800.27	0.0902	0.0500	1
2	10.0000	195843.63	98337.23	0.2034	0.1000	1
3	25.0000	515862.81	245579.55	0.5166	0.2500	1
4	50.0000	1087938.87	511225.95	1.0450	0.5000	1
5	75.0000	1423835.07	666779.93	1.5291	0.7500	1
6	100.0000	1808126.79	811598.59	1.9780	1.0000	1

Average Calibration Factor = 2.001976 (%RSD = 5.18)

Component Type : Single Peak Component
Retention Time : 7.320 min Search Window: 0.50 s, 0.50 %
Reference Component: Heptachlor epoxide
Find largest peak in window
Internal Standard : Int Std
Use Average Calibration Factor (Area ratio / Amount ratio)
User Values:
Label :
Value 1: 0.000000
Value 2: 0.000000
Value 3: 0.000000
Value 4: 0.000000
Value 5: 0.000000
Calibration Levels:

Level Name	Amount	Area	Height	ISTD Resp.	ISTD Amt.	# Replicates
1a	2.5000	57567.34	24258.15	0.0669	0.0250	1
1	5.0000	101465.47	46289.96	0.1142	0.0500	1
2	10.0000	200982.93	95069.92	0.2087	0.1000	1
3	25.0000	471035.19	227864.04	0.4717	0.2500	1
4	50.0000	1017188.66	480679.17	0.9771	0.5000	1
5	75.0000	1374115.42	642558.33	1.4757	0.7500	1
6	100.0000	1692607.82	784316.81	1.8516	1.0000	1

Average Calibration Factor = 2.101273 (%RSD = 13.92)

DDT Breakdown
Component Type : Named Group
Group Members:
4,4'-DDE
4,4'-DDD
4,4'-DDT

Internal Standard : Int Std
Quantitation will be done using response factor = 1.000000e+06

Dieldrin
Component Type : Single Peak Component
Retention Time : 7.483 min Search Window: 0.50 s, 0.50 %
Reference Component: Heptachlor epoxide
Find largest peak in window
Internal Standard : Int Std
Use Average Calibration Factor (Area ratio / Amount ratio)
User Values:
Label :
Value 1: 0.000000
Value 2: 0.000000
Value 3: 0.000000
Value 4: 0.000000
Value 5: 0.000000
Calibration Levels:

Level Name	Amount	Area	Height	ISTD Resp.	ISTD Amt.	# Replicates
1g	1.5000	35814.62	17226.66	0.0400	0.0150	1
1a	2.5000	49038.73	25183.93	0.0570	0.0250	1
1	5.0000	95821.98	50503.66	0.1079	0.0500	1
2	10.0000	216927.32	108070.49	0.2253	0.1000	1
3	25.0000	521088.16	264701.95	0.5218	0.2500	1
4	50.0000	1142553.25	567509.55	1.0975	0.5000	1
5	75.0000	1535219.33	752608.26	1.6487	0.7500	1
6	100.0000	1826175.21	808553.56	1.9977	1.0000	1

Average Calibration Factor = 2.229071 (%RSD = 8.86)

Endrin
Component Type : Single Peak Component
Retention Time : 7.774 min Search Window: 0.50 s, 0.50 %
Reference Component:
Find largest peak in window
Internal Standard : Int Std
Use Average Calibration Factor (Area ratio / Amount ratio)
User Values:
Label :
Value 1: 0.000000
Value 2: 0.000000
Value 3: 0.000000
Value 4: 0.000000
Value 5: 0.000000
Calibration Levels:

Level Name	Amount	Area	Height	ISTD Resp.	ISTD Amt.	# Replicates
1	5.0000	74427.78	43995.11	0.0838	0.0500	1
2	10.0000	160640.63	92842.77	0.1668	0.1000	1
3	25.0000	416639.31	221375.39	0.4172	0.2500	1
4	50.0000	935868.71	477279.01	0.8990	0.5000	1
5	75.0000	1231604.26	628763.34	1.3226	0.7500	1
6	100.0000	1516828.23	771605.82	1.6593	1.0000	1

Average Calibration Factor = 1.705610 (%RSD = 3.48)

Endrin Breakdown
Component Type : Named Group
Group Members:
Endrin
Endrin aldehyde
Endrin Ketone

Internal Standard : Int Std
Quantitation will be done using response factor = 1.000000e+06

4,4'-DDD
Component Type : Single Peak Component
Retention Time : 7.984 min Search Window: 0.60 s, 0.50 %
Reference Component: Endrin
Find largest peak in window
Internal Standard : Int Std
Use Average Calibration Factor (Area ratio / Amount ratio)
User Values:
Label :
Value 1: 0.000000
Value 2: 0.000000
Value 3: 0.000000
Value 4: 0.000000
Value 5: 0.000000
Calibration Levels:

Level Name	Amount	Area	Height	ISTD Resp.	ISTD Amt.	# Replicates
1a	2.5000	25193.72	12955.12	0.0293	0.0250	1
1	5.0000	53889.35	28758.42	0.0607	0.0500	1
2	10.0000	116223.04	61601.63	0.1207	0.1000	1
3	25.0000	289457.42	151044.16	0.2899	0.2500	1
4	50.0000	636278.18	330266.17	0.6112	0.5000	1
5	75.0000	869303.62	448346.25	0.9335	0.7500	1
6	100.0000	1076800.43	550133.38	1.1777	1.0000	1

Average Calibration Factor = 1.199456 (%RSD = 2.56)

Endosulfan II
Component Type : Single Peak Component
Retention Time : 8.058 min Search Window: 0.50 s, 0.50 %
Reference Component: Endrin
Find largest peak in window
Internal Standard : Int Std
Use Average Calibration Factor (Area ratio / Amount ratio)
User Values:
Label :
Value 1: 0.000000
Value 2: 0.000000
Value 3: 0.000000
Value 4: 0.000000
Value 5: 0.000000
Calibration Levels:

Level Name	Amount	Area	Height	ISTD Resp.	ISTD Amt.	# Replicates
1	5.0000	83751.63	40312.07	0.0943	0.0500	1
2	10.0000	188734.59	91177.90	0.1960	0.1000	1
3	25.0000	444572.82	213065.37	0.4452	0.2500	1
4	50.0000	942473.10	451254.09	0.9053	0.5000	1
5	75.0000	1260550.82	599353.13	1.3537	0.7500	1
6	100.0000	1535537.98	718993.37	1.6798	1.0000	1

Average Calibration Factor = 1.820308 (%RSD = 5.24)

Endrin aldehyde
Component Type : Single Peak Component
Retention Time : 8.218 min Search Window: 0.75 s, 0.75 %
Reference Component: Endrin
Find largest peak in window
Internal Standard : Int Std
Use Average Calibration Factor (Area ratio / Amount ratio)
User Values:
Label :
Value 1: 0.000000
Value 2: 0.000000
Value 3: 0.000000
Value 4: 0.000000
Value 5: 0.000000
Calibration Levels:

Level Name	Amount	Area	Height	ISTD Resp.	ISTD Amt.	# Replicates
1	5.0000	71589.85	37006.79	0.0806	0.0500	1
2	10.0000	145996.81	75383.98	0.1516	0.1000	1
3	25.0000	350305.52	177227.68	0.3508	0.2500	1
4	50.0000	763828.53	359023.95	0.7337	0.5000	1
5	75.0000	1031620.27	483311.68	1.1079	0.7500	1
6	100.0000	1260529.96	592493.11	1.3789	1.0000	1

Average Calibration Factor = 1.475792 (%RSD = 5.66)

4,4'-DDT
Component Type : Single Peak Component
Retention Time : 8.385 min Search Window: 0.75 s, 0.75 %
Reference Component: Endrin
Find largest peak in window
Internal Standard : Int Std
Use Average Calibration Factor (Area ratio / Amount ratio)

User Values:
Label :
Value 1: 0.000000
Value 2: 0.000000
Value 3: 0.000000
Value 4: 0.000000
Value 5: 0.000000

Calibration Levels:

Level Name	Amount	Area	Height	ISTD Resp.	ISTD Amt.	# Replicates
1a	2.5000	44027.26	19272.40	0.0512	0.0250	1
1	5.0000	79217.27	36772.92	0.0892	0.0500	1
2	10.0000	150565.27	73987.77	0.1564	0.1000	1
3	25.0000	344434.62	175971.00	0.3449	0.2500	1
4	50.0000	737545.47	369330.69	0.7085	0.5000	1
5	75.0000	993332.84	500088.97	1.0667	0.7500	1
6	100.0000	1230729.67	609291.57	1.3463	1.0000	1

Average Calibration Factor = 1.565700 (%RSD = 16.59)

Endosulfan sulfate
Component Type : Single Peak Component
Retention Time : 8.512 min Search Window: 0.50 s, 0.50 %
Reference Component: Endrin
Find largest peak in window
Internal Standard : Int Std
Use Average Calibration Factor (Area ratio / Amount ratio)
User Values:
Label :
Value 1: 0.000000
Value 2: 0.000000
Value 3: 0.000000
Value 4: 0.000000
Value 5: 0.000000

Calibration Levels:

Level Name	Amount	Area	Height	ISTD Resp.	ISTD Amt.	# Replicates
1	5.0000	100290.95	44638.68	0.1129	0.0500	1
2	10.0000	195773.35	90891.56	0.2033	0.1000	1
3	25.0000	410079.84	205788.80	0.4106	0.2500	1
4	50.0000	857572.44	422442.03	0.8237	0.5000	1
5	75.0000	1133838.71	546381.74	1.2176	0.7500	1
6	100.0000	1384985.91	662932.21	1.5151	1.0000	1

Average Calibration Factor = 1.786659 (%RSD = 16.29)

Methoxychlor
Component Type : Single Peak Component
Retention Time : 8.987 min Search Window: 0.30 s, 0.30 %
Reference Component: Endrin
Find largest peak in window
Internal Standard : Int Std
Use Average Calibration Factor (Area ratio / Amount ratio)
User Values:
Label :
Value 1: 0.000000
Value 2: 0.000000
Value 3: 0.000000
Value 4: 0.000000
Value 5: 0.000000

Calibration Levels:

Level Name	Amount	Area	Height	ISTD Resp.	ISTD Amt.	# Replicates

1	5.0000	30487.15	17080.27	0.0343	0.0500	1
2	10.0000	68297.16	36344.49	0.0709	0.1000	1
3	25.0000	187079.54	88086.68	0.1873	0.2500	1
4	50.0000	397639.72	181537.43	0.3820	0.5000	1
5	75.0000	521688.46	238913.86	0.5602	0.7500	1
6	100.0000	650006.45	291578.89	0.7111	1.0000	1

Average Calibration Factor = 0.727839 (%RSD = 4.11)

Endrin Ketone

Component Type : Single Peak Component
Retention Time : 9.073 min Search Window: 0.30 s, 0.30 %
Reference Component: Endrin
Find largest peak in window
Internal Standard : Int Std
Use Average Calibration Factor (Area ratio / Amount ratio)
User Values:
Label :
Value 1: 0.000000
Value 2: 0.000000
Value 3: 0.000000
Value 4: 0.000000
Value 5: 0.000000
Calibration Levels:

Level Name	Amount	Area	Height	ISTD Resp.	ISTD Amt.	# Replicates
1	5.0000	85963.99	43673.64	0.0968	0.0500	1
2	10.0000	181957.64	90464.57	0.1890	0.1000	1
3	25.0000	451850.58	214625.51	0.4525	0.2500	1
4	50.0000	957106.78	440023.78	0.9194	0.5000	1
5	75.0000	1259123.37	575839.80	1.3522	0.7500	1
6	100.0000	1536423.44	695465.88	1.6807	1.0000	1

Average Calibration Factor = 1.826245 (%RSD = 4.78)

Mirex

Component Type : Single Peak Component
Retention Time : 9.628 min Search Window: 0.30 s, 0.30 %
Reference Component: Endrin
Find largest peak in window
Internal Standard : Int Std
Use Average Calibration Factor (Area ratio / Amount ratio)
User Values:
Label :
Value 1: 0.000000
Value 2: 0.000000
Value 3: 0.000000
Value 4: 0.000000
Value 5: 0.000000
Calibration Levels:

Level Name	Amount	Area	Height	ISTD Resp.	ISTD Amt.	# Replicates
1a	2.5000	35475.38	19100.94	0.0412	0.0250	1
1	5.0000	75254.75	37108.10	0.0847	0.0500	1
2	10.0000	152751.68	74434.13	0.1586	0.1000	1
3	25.0000	325740.22	162350.42	0.3262	0.2500	1
4	50.0000	633714.22	308208.12	0.6087	0.5000	1
5	75.0000	825062.77	395194.84	0.8860	0.7500	1
6	100.0000	1001849.06	473596.80	1.0959	1.0000	1

Average Calibration Factor = 1.390004 (%RSD = 17.76)

% DCBP

Component Type : Single Peak Component
Retention Time : 10.647 min Search Window: 0.50 s, 0.50 %
Reference Component: Endrin
Find largest peak in window
Internal Standard : Int Std
Use Average Calibration Factor (Area ratio / Amount ratio)
User Values:
Label :
Value 1: 0.000000
Value 2: 0.000000
Value 3: 0.000000
Value 4: 0.000000
Value 5: 0.000000
Calibration Levels:

Level Name	Amount	Area	Height	ISTD Resp.	ISTD Amt.	# Replicates
1	20.0000	305726.85	131861.35	0.3442	0.2000	1
2	40.0000	615556.46	256911.75	0.6393	0.4000	1
3	60.0000	903047.16	366128.22	0.9043	0.6000	1
4	80.0000	1257260.59	501081.67	1.2077	0.8000	1
5	100.0000	1365291.67	542037.63	1.4662	1.0000	1
6	120.0000	1517480.30	599859.60	1.6600	1.2000	1

Average Calibration Factor = 1.530896 (%RSD = 7.60)

Calibration Replicate Lists:
Component: Int Std

Level : 1

Area	Height	Vol Adj Amt	ISTD Response	ISTD Amount	Date/Time		File
888263.60	450299.31	100.0000	1.0000	1.0000	4/26/17	10:59 AM	GEDIT.RS

Level : 1A

Area	Height	Vol Adj Amt	ISTD Response	ISTD Amount	Date/Time		File
860159.63	439854.14	100.0000	1.0000	1.0000	4/26/17	10:59 AM	GEDIT.RS

Level : 1G

Area	Height	Vol Adj Amt	ISTD Response	ISTD Amount	Date/Time		File
896388.78	437342.99	100.0000	1.0000	1.0000	4/26/17	10:59 AM	GEDIT.RS

Level : 2

Area	Height	Vol Adj Amt	ISTD Response	ISTD Amount	Date/Time		File
962885.87	463184.99	100.0000	1.0000	1.0000	4/26/17	10:59 AM	GEDIT.RS

Level : 3

Area	Height	Vol Adj Amt	ISTD Response	ISTD Amount	Date/Time		File
998644.98	480568.84	100.0000	1.0000	1.0000	4/26/17	10:58 AM	GEDIT.RS

Level : 4

Area	Height	Vol Adj Amt	ISTD Response	ISTD Amount	Date/Time		File
1041060.07	538752.10	100.0000	1.0000	1.0000	4/26/17	11:10 AM	GEDIT.RS

Level : 5

Area	Height	Vol Adj Amt	ISTD Response	ISTD Amount	Date/Time		File
931182.28	467602.84	100.0000	1.0000	1.0000	4/26/17	11:10 AM	GEDIT.RS

Level : 6

Area	Height	Vol Adj Amt	ISTD Response	ISTD Amount	Date/Time		File
914139.19	456457.63	100.0000	1.0000	1.0000	4/26/17	11:10 AM	GEDIT.RS

Component: % TCMX

Level : 1

Area	Height	Vol Adj Amt	ISTD Response	ISTD Amount	Date/Time		File
178664.88	103865.65	20.0000	0.2011	0.2000	4/26/17	10:59 AM	GEDIT.RS

Level : 2

Area	Height	Vol Adj Amt	ISTD Response	ISTD Amount	Date/Time		File
370477.24	206475.25	40.0000	0.3848	0.4000	4/26/17	10:59 AM	GEDIT.RS

Level : 3

Area	Height	Vol Adj Amt	ISTD Response	ISTD Amount	Date/Time		File
549314.82	291465.49	60.0000	0.5501	0.6000	4/26/17	10:58 AM	GEDIT.RS

Level : 4

Area	Height	Vol Adj Amt	ISTD Response	ISTD Amount	Date/Time		File
730808.02	399474.58	80.0000	0.7020	0.8000	4/26/17	11:10 AM	GEDIT.RS

Level : 5

Area	Height	Vol Adj Amt	ISTD Response	ISTD Amount	Date/Time		File
807166.81	438530.34	100.0000	0.8668	1.0000	4/26/17	11:10 AM	GEDIT.RS

Level : 6

Area	Height	Vol Adj Amt	ISTD Response	ISTD Amount	Date/Time		File
906538.10	487692.68	120.0000	0.9917	1.2000	4/26/17	11:10 AM	GEDIT.RS

Component: a-BHC

Level : 1a

Area	Height	Vol Adj Amt	ISTD Response	ISTD Amount	Date/Time		File
46456.97	31394.55	2.5000	0.0540	0.0250	4/26/17	10:59 AM	GEDIT.RS

Level : 1

Area	Height	Vol Adj Amt	ISTD Response	ISTD Amount	Date/Time		File
104130.06	69403.46	5.0000	0.1172	0.0500	4/26/17	10:59 AM	GEDIT.RS

Level : 2

Area	Height	Vol Adj Amt	ISTD Response	ISTD Amount	Date/Time		File
236326.43	151621.35	10.0000	0.2454	0.1000	4/26/17	10:59 AM	GEDIT.RS

Level : 3

Area	Height	Vol Adj Amt	ISTD Response	ISTD Amount	Date/Time		File
634216.47	388136.47	25.0000	0.6351	0.2500	4/26/17	10:58 AM	GEDIT.RS

Level : 4

Area	Height	Vol Adj Amt	ISTD Response	ISTD Amount	Date/Time		File
1352843.11	807566.42	50.0000	1.2995	0.5000	4/26/17	11:10 AM	GEDIT.RS

Level : 5

Area	Height	Vol Adj Amt	ISTD Response	ISTD Amount	Date/Time		File
1642829.33	805428.11	75.0000	1.7642	0.7500	4/26/17	11:10 AM	GEDIT.RS

Level : 6

Area	Height	Vol Adj Amt	ISTD Response	ISTD Amount	Date/Time		File
1835491.32	805976.56	100.0000	2.0079	1.0000	4/26/17	11:10 AM	GEDIT.RS

Component: Hexachlorobenzene

Level : 1

Area	Height	Vol Adj Amt	ISTD Response	ISTD Amount	Date/Time		File
190770.23	112002.58	5.0000	0.2148	0.0500	4/26/17	10:59 AM	GEDIT.RS

Level : 2

Area	Height	Vol Adj Amt	ISTD Response	ISTD Amount	Date/Time		File
368439.24	210791.80	10.0000	0.3826	0.1000	4/26/17	10:59 AM	GEDIT.RS

Level : 3

Area	Height	Vol Adj Amt	ISTD Response	ISTD Amount	Date/Time		File
913172.21	459570.50	25.0000	0.9144	0.2500	4/26/17	10:58 AM	GEDIT.RS

Level : 4

Area	Height	Vol Adj Amt	ISTD Response	ISTD Amount	Date/Time		File
1486699.46	767743.17	50.0000	1.4281	0.5000	4/26/17	11:10 AM	GEDIT.RS

Level : 5

Area	Height	Vol Adj Amt	ISTD Response	ISTD Amount	Date/Time		File
1947453.90	804226.29	75.0000	2.0914	0.7500	4/26/17	11:10 AM	GEDIT.RS

Component: g-BHC

Level : 1g

Area	Height	Vol Adj Amt	ISTD Response	ISTD Amount	Date/Time		File

Area	Height	Vol Adj Amt	ISTD Response	ISTD Amount	Date/Time		File
32626.61	19308.94	1.5000	0.0364	0.0150	4/26/17	10:59 AM	GEDIT.RS

Level : 1a

Area	Height	Vol Adj Amt	ISTD Response	ISTD Amount	Date/Time		File
45653.22	28542.28	2.5000	0.0531	0.0250	4/26/17	10:59 AM	GEDIT.RS

Level : 1

Area	Height	Vol Adj Amt	ISTD Response	ISTD Amount	Date/Time		File
95313.49	60369.58	5.0000	0.1073	0.0500	4/26/17	10:59 AM	GEDIT.RS

Level : 2

Area	Height	Vol Adj Amt	ISTD Response	ISTD Amount	Date/Time		File
206699.81	125601.10	10.0000	0.2147	0.1000	4/26/17	10:59 AM	GEDIT.RS

Level : 3

Area	Height	Vol Adj Amt	ISTD Response	ISTD Amount	Date/Time		File
579955.13	328431.72	25.0000	0.5807	0.2500	4/26/17	10:58 AM	GEDIT.RS

Level : 4

Area	Height	Vol Adj Amt	ISTD Response	ISTD Amount	Date/Time		File
1186622.34	682400.30	50.0000	1.1398	0.5000	4/26/17	11:10 AM	GEDIT.RS

Level : 5

Area	Height	Vol Adj Amt	ISTD Response	ISTD Amount	Date/Time		File
1566409.89	807061.91	75.0000	1.6822	0.7500	4/26/17	11:10 AM	GEDIT.RS

Level : 6

Area	Height	Vol Adj Amt	ISTD Response	ISTD Amount	Date/Time		File
1831130.52	806362.01	100.0000	2.0031	1.0000	4/26/17	11:10 AM	GEDIT.RS

Component: b-BHC

Level : 1a

Area	Height	Vol Adj Amt	ISTD Response	ISTD Amount	Date/Time		File
21859.51	12752.02	2.5000	0.0254	0.0250	4/26/17	10:59 AM	GEDIT.RS

Level : 1

Area	Height	Vol Adj Amt	ISTD Response	ISTD Amount	Date/Time		File
53862.85	31639.80	5.0000	0.0606	0.0500	4/26/17	10:59 AM	GEDIT.RS

Level : 2

Area	Height	Vol Adj Amt	ISTD Response	ISTD Amount	Date/Time		File
110677.09	63362.08	10.0000	0.1149	0.1000	4/26/17	10:59 AM	GEDIT.RS

Level : 3

Area	Height	Vol Adj Amt	ISTD Response	ISTD Amount	Date/Time	File
265443.66	146790.88	25.0000	0.2658	0.2500	4/26/17 10:58 AM	GEDIT.RS

Level : 4

Area	Height	Vol Adj Amt	ISTD Response	ISTD Amount	Date/Time	File
540665.15	294724.08	50.0000	0.5193	0.5000	4/26/17 11:10 AM	GEDIT.RS

Level : 5

Area	Height	Vol Adj Amt	ISTD Response	ISTD Amount	Date/Time	File
700152.55	384896.75	75.0000	0.7519	0.7500	4/26/17 11:10 AM	GEDIT.RS

Level : 6

Area	Height	Vol Adj Amt	ISTD Response	ISTD Amount	Date/Time	File
901034.47	471428.89	100.0000	0.9857	1.0000	4/26/17 11:10 AM	GEDIT.RS

Component: d-BHC

Level : 1

Area	Height	Vol Adj Amt	ISTD Response	ISTD Amount	Date/Time	File
104673.45	58632.74	5.0000	0.1178	0.0500	4/26/17 10:59 AM	GEDIT.RS

Level : 2

Area	Height	Vol Adj Amt	ISTD Response	ISTD Amount	Date/Time	File
230112.00	127274.70	10.0000	0.2390	0.1000	4/26/17 10:59 AM	GEDIT.RS

Level : 3

Area	Height	Vol Adj Amt	ISTD Response	ISTD Amount	Date/Time	File
597348.10	330515.38	25.0000	0.5982	0.2500	4/26/17 10:58 AM	GEDIT.RS

Level : 4

Area	Height	Vol Adj Amt	ISTD Response	ISTD Amount	Date/Time	File
1338682.73	705092.15	50.0000	1.2859	0.5000	4/26/17 11:10 AM	GEDIT.RS

Level : 5

Area	Height	Vol Adj Amt	ISTD Response	ISTD Amount	Date/Time	File
1733196.61	805858.05	75.0000	1.8613	0.7500	4/26/17 11:10 AM	GEDIT.RS

Level : 6

Area	Height	Vol Adj Amt	ISTD Response	ISTD Amount	Date/Time	File
1967193.87	806606.61	100.0000	2.1520	1.0000	4/26/17 11:10 AM	GEDIT.RS

Component: Heptachlor

Level : 1

Area	Height	Vol Adj Amt	ISTD Response	ISTD Amount	Date/Time	File

114241.51	60624.72	5.0000	0.1286	0.0500	4/26/17	10:59 AM	GEDIT.RS

Level : 2

Area	Height	Vol Adj Amt	ISTD Response	ISTD Amount	Date/Time		File
224932.97	121472.31	10.0000	0.2336	0.1000	4/26/17	10:59 AM	GEDIT.RS

Level : 3

Area	Height	Vol Adj Amt	ISTD Response	ISTD Amount	Date/Time		File
592547.34	313274.93	25.0000	0.5934	0.2500	4/26/17	10:58 AM	GEDIT.RS

Level : 4

Area	Height	Vol Adj Amt	ISTD Response	ISTD Amount	Date/Time		File
1222714.52	644792.78	50.0000	1.1745	0.5000	4/26/17	11:10 AM	GEDIT.RS

Level : 5

Area	Height	Vol Adj Amt	ISTD Response	ISTD Amount	Date/Time		File
1556322.21	806322.22	75.0000	1.6713	0.7500	4/26/17	11:10 AM	GEDIT.RS

Level : 6

Area	Height	Vol Adj Amt	ISTD Response	ISTD Amount	Date/Time		File
1860170.54	806834.24	100.0000	2.0349	1.0000	4/26/17	11:10 AM	GEDIT.RS

Component: Aldrin

Level : 1a

Area	Height	Vol Adj Amt	ISTD Response	ISTD Amount	Date/Time		File
67295.34	33366.85	2.5000	0.0782	0.0250	4/26/17	10:59 AM	GEDIT.RS

Level : 1

Area	Height	Vol Adj Amt	ISTD Response	ISTD Amount	Date/Time		File
122119.85	63229.58	5.0000	0.1375	0.0500	4/26/17	10:59 AM	GEDIT.RS

Level : 2

Area	Height	Vol Adj Amt	ISTD Response	ISTD Amount	Date/Time		File
247629.40	132030.05	10.0000	0.2572	0.1000	4/26/17	10:59 AM	GEDIT.RS

Level : 3

Area	Height	Vol Adj Amt	ISTD Response	ISTD Amount	Date/Time		File
602738.82	317555.78	25.0000	0.6036	0.2500	4/26/17	10:58 AM	GEDIT.RS

Level : 4

Area	Height	Vol Adj Amt	ISTD Response	ISTD Amount	Date/Time		File
1255521.29	656204.20	50.0000	1.2060	0.5000	4/26/17	11:10 AM	GEDIT.RS

Level : 5

Area	Height	Vol Adj Amt	ISTD Response	ISTD Amount	Date/Time		File
1667703.22	806100.88	75.0000	1.7910	0.7500	4/26/17	11:10 AM	GEDIT.RS

Level : 6

Area	Height	Vol Adj Amt	ISTD Response	ISTD Amount	Date/Time		File
1896921.21	806807.37	100.0000	2.0751	1.0000	4/26/17	11:10 AM	GEDIT.RS

Component: Heptachlor epoxide

Level : 1

Area	Height	Vol Adj Amt	ISTD Response	ISTD Amount	Date/Time		File
136193.53	63996.73	5.0000	0.1533	0.0500	4/26/17	10:59 AM	GEDIT.RS

Level : 2

Area	Height	Vol Adj Amt	ISTD Response	ISTD Amount	Date/Time		File
323066.21	125050.40	10.0000	0.3355	0.1000	4/26/17	10:59 AM	GEDIT.RS

Level : 3

Area	Height	Vol Adj Amt	ISTD Response	ISTD Amount	Date/Time		File
649344.86	287567.01	25.0000	0.6502	0.2500	4/26/17	10:58 AM	GEDIT.RS

Level : 4

Area	Height	Vol Adj Amt	ISTD Response	ISTD Amount	Date/Time		File
1267805.50	592909.90	50.0000	1.2178	0.5000	4/26/17	11:10 AM	GEDIT.RS

Level : 5

Area	Height	Vol Adj Amt	ISTD Response	ISTD Amount	Date/Time		File
1674932.81	788112.99	75.0000	1.7987	0.7500	4/26/17	11:10 AM	GEDIT.RS

Level : 6

Area	Height	Vol Adj Amt	ISTD Response	ISTD Amount	Date/Time		File
1941572.95	808272.97	100.0000	2.1239	1.0000	4/26/17	11:10 AM	GEDIT.RS

Component: g-Chlordane

Level : 1a

Area	Height	Vol Adj Amt	ISTD Response	ISTD Amount	Date/Time		File
58276.16	28697.03	2.5000	0.0678	0.0250	4/26/17	10:59 AM	GEDIT.RS

Level : 1

Area	Height	Vol Adj Amt	ISTD Response	ISTD Amount	Date/Time		File
116170.47	57198.10	5.0000	0.1308	0.0500	4/26/17	10:59 AM	GEDIT.RS

Level : 2

Area	Height	Vol Adj Amt	ISTD Response	ISTD Amount	Date/Time		File

238686.54	117745.17	10.0000	0.2479	0.1000	4/26/17	10:59 AM	GEDIT.RS

Level : 3

Area	Height	Vol Adj Amt	ISTD Response	ISTD Amount	Date/Time		File
566596.30	278849.26	25.0000	0.5674	0.2500	4/26/17	10:58 AM	GEDIT.RS

Level : 4

Area	Height	Vol Adj Amt	ISTD Response	ISTD Amount	Date/Time		File
1191729.51	577647.80	50.0000	1.1447	0.5000	4/26/17	11:10 AM	GEDIT.RS

Level : 5

Area	Height	Vol Adj Amt	ISTD Response	ISTD Amount	Date/Time		File
1599408.48	776779.06	75.0000	1.7176	0.7500	4/26/17	11:10 AM	GEDIT.RS

Level : 6

Area	Height	Vol Adj Amt	ISTD Response	ISTD Amount	Date/Time		File
1891328.43	813130.10	100.0000	2.0690	1.0000	4/26/17	11:10 AM	GEDIT.RS

Component: a-Chlordane

Level : 1a

Area	Height	Vol Adj Amt	ISTD Response	ISTD Amount	Date/Time		File
45855.57	27575.26	2.5000	0.0533	0.0250	4/26/17	10:59 AM	GEDIT.RS

Level : 1

Area	Height	Vol Adj Amt	ISTD Response	ISTD Amount	Date/Time		File
91239.73	53723.35	5.0000	0.1027	0.0500	4/26/17	10:59 AM	GEDIT.RS

Level : 2

Area	Height	Vol Adj Amt	ISTD Response	ISTD Amount	Date/Time		File
200177.93	111138.38	10.0000	0.2079	0.1000	4/26/17	10:59 AM	GEDIT.RS

Level : 3

Area	Height	Vol Adj Amt	ISTD Response	ISTD Amount	Date/Time		File
515461.95	268699.73	25.0000	0.5162	0.2500	4/26/17	10:58 AM	GEDIT.RS

Level : 4

Area	Height	Vol Adj Amt	ISTD Response	ISTD Amount	Date/Time		File
1097497.76	557443.92	50.0000	1.0542	0.5000	4/26/17	11:10 AM	GEDIT.RS

Level : 5

Area	Height	Vol Adj Amt	ISTD Response	ISTD Amount	Date/Time		File
1445805.79	731239.39	75.0000	1.5527	0.7500	4/26/17	11:10 AM	GEDIT.RS

Level : 6

Area	Height	Vol Adj Amt	ISTD Response	ISTD Amount	Date/Time		File
1743260.42	811345.09	100.0000	1.9070	1.0000	4/26/17	11:10 AM	GEDIT.RS

Component: Endosulfan I

Level : 1

Area	Height	Vol Adj Amt	ISTD Response	ISTD Amount	Date/Time		File
80162.09	44800.27	5.0000	0.0902	0.0500	4/26/17	10:59 AM	GEDIT.RS

Level : 2

Area	Height	Vol Adj Amt	ISTD Response	ISTD Amount	Date/Time		File
195843.63	98337.23	10.0000	0.2034	0.1000	4/26/17	10:59 AM	GEDIT.RS

Level : 3

Area	Height	Vol Adj Amt	ISTD Response	ISTD Amount	Date/Time		File
515862.81	245579.55	25.0000	0.5166	0.2500	4/26/17	10:58 AM	GEDIT.RS

Level : 4

Area	Height	Vol Adj Amt	ISTD Response	ISTD Amount	Date/Time		File
1087938.87	511225.95	50.0000	1.0450	0.5000	4/26/17	11:10 AM	GEDIT.RS

Level : 5

Area	Height	Vol Adj Amt	ISTD Response	ISTD Amount	Date/Time		File
1423835.07	666779.93	75.0000	1.5291	0.7500	4/26/17	11:10 AM	GEDIT.RS

Level : 6

Area	Height	Vol Adj Amt	ISTD Response	ISTD Amount	Date/Time		File
1808126.79	811598.59	100.0000	1.9780	1.0000	4/26/17	11:10 AM	GEDIT.RS

Component: 4,4'-DDE

Level : 1a

Area	Height	Vol Adj Amt	ISTD Response	ISTD Amount	Date/Time		File
57567.34	24258.15	2.5000	0.0669	0.0250	4/26/17	10:59 AM	GEDIT.RS

Level : 1

Area	Height	Vol Adj Amt	ISTD Response	ISTD Amount	Date/Time		File
101465.47	46289.96	5.0000	0.1142	0.0500	4/26/17	10:59 AM	GEDIT.RS

Level : 2

Area	Height	Vol Adj Amt	ISTD Response	ISTD Amount	Date/Time		File
200982.93	95069.92	10.0000	0.2087	0.1000	4/26/17	10:59 AM	GEDIT.RS

Level : 3

Area	Height	Vol Adj Amt	ISTD Response	ISTD Amount	Date/Time		File

Area	Height	Vol Adj Amt	ISTD Response	ISTD Amount	Date/Time		File
471035.19	227864.04	25.0000	0.4717	0.2500	4/26/17	10:58 AM	GEDIT.RS

Level : 4

Area	Height	Vol Adj Amt	ISTD Response	ISTD Amount	Date/Time		File
1017188.66	480679.17	50.0000	0.9771	0.5000	4/26/17	11:10 AM	GEDIT.RS

Level : 5

Area	Height	Vol Adj Amt	ISTD Response	ISTD Amount	Date/Time		File
1374115.42	642558.33	75.0000	1.4757	0.7500	4/26/17	11:10 AM	GEDIT.RS

Level : 6

Area	Height	Vol Adj Amt	ISTD Response	ISTD Amount	Date/Time		File
1692607.82	784316.81	100.0000	1.8516	1.0000	4/26/17	11:10 AM	GEDIT.RS

Component: DDT Breakdown

This component has no calibration levels

Component: Dieldrin

Level : 1g

Area	Height	Vol Adj Amt	ISTD Response	ISTD Amount	Date/Time		File
35814.62	17226.66	1.5000	0.0400	0.0150	4/26/17	10:59 AM	GEDIT.RS

Level : 1a

Area	Height	Vol Adj Amt	ISTD Response	ISTD Amount	Date/Time		File
49038.73	25183.93	2.5000	0.0570	0.0250	4/26/17	10:59 AM	GEDIT.RS

Level : 1

Area	Height	Vol Adj Amt	ISTD Response	ISTD Amount	Date/Time		File
95821.98	50503.66	5.0000	0.1079	0.0500	4/26/17	10:59 AM	GEDIT.RS

Level : 2

Area	Height	Vol Adj Amt	ISTD Response	ISTD Amount	Date/Time		File
216927.32	108070.49	10.0000	0.2253	0.1000	4/26/17	10:59 AM	GEDIT.RS

Level : 3

Area	Height	Vol Adj Amt	ISTD Response	ISTD Amount	Date/Time		File
521088.16	264701.95	25.0000	0.5218	0.2500	4/26/17	10:58 AM	GEDIT.RS

Level : 4

Area	Height	Vol Adj Amt	ISTD Response	ISTD Amount	Date/Time		File
1142553.25	567509.55	50.0000	1.0975	0.5000	4/26/17	11:10 AM	GEDIT.RS

Level : 5

Area	Height	Vol Adj Amt	ISTD Response	ISTD Amount	Date/Time		File
1535219.33	752608.26	75.0000	1.6487	0.7500	4/26/17	11:10 AM	GEDIT.RS

Level : 6

Area	Height	Vol Adj Amt	ISTD Response	ISTD Amount	Date/Time		File
1826175.21	808553.56	100.0000	1.9977	1.0000	4/26/17	11:10 AM	GEDIT.RS

Component: Endrin

Level : 1

Area	Height	Vol Adj Amt	ISTD Response	ISTD Amount	Date/Time		File
74427.78	43995.11	5.0000	0.0838	0.0500	4/26/17	10:59 AM	GEDIT.RS

Level : 2

Area	Height	Vol Adj Amt	ISTD Response	ISTD Amount	Date/Time		File
160640.63	92842.77	10.0000	0.1668	0.1000	4/26/17	10:59 AM	GEDIT.RS

Level : 3

Area	Height	Vol Adj Amt	ISTD Response	ISTD Amount	Date/Time		File
416639.31	221375.39	25.0000	0.4172	0.2500	4/26/17	10:58 AM	GEDIT.RS

Level : 4

Area	Height	Vol Adj Amt	ISTD Response	ISTD Amount	Date/Time		File
935868.71	477279.01	50.0000	0.8990	0.5000	4/26/17	11:10 AM	GEDIT.RS

Level : 5

Area	Height	Vol Adj Amt	ISTD Response	ISTD Amount	Date/Time		File
1231604.26	628763.34	75.0000	1.3226	0.7500	4/26/17	11:10 AM	GEDIT.RS

Level : 6

Area	Height	Vol Adj Amt	ISTD Response	ISTD Amount	Date/Time		File
1516828.23	771605.82	100.0000	1.6593	1.0000	4/26/17	11:10 AM	GEDIT.RS

Component: Endrin Breakdown

This component has no calibration levels

Component: 4,4'-DDD

Level : 1a

Area	Height	Vol Adj Amt	ISTD Response	ISTD Amount	Date/Time		File
25193.72	12955.12	2.5000	0.0293	0.0250	4/26/17	10:59 AM	GEDIT.RS

Level : 1

Area	Height	Vol Adj Amt	ISTD Response	ISTD Amount	Date/Time		File
53889.35	28758.42	5.0000	0.0607	0.0500	4/26/17	10:59 AM	GEDIT.RS

Level : 2

Area	Height	Vol Adj Amt	ISTD Response	ISTD Amount	Date/Time	File
116223.04	61601.63	10.0000	0.1207	0.1000	4/26/17 10:59 AM	GEDIT.RS

Level : 3

Area	Height	Vol Adj Amt	ISTD Response	ISTD Amount	Date/Time	File
289457.42	151044.16	25.0000	0.2899	0.2500	4/26/17 10:58 AM	GEDIT.RS

Level : 4

Area	Height	Vol Adj Amt	ISTD Response	ISTD Amount	Date/Time	File
636278.18	330266.17	50.0000	0.6112	0.5000	4/26/17 11:10 AM	GEDIT.RS

Level : 5

Area	Height	Vol Adj Amt	ISTD Response	ISTD Amount	Date/Time	File
869303.62	448346.25	75.0000	0.9335	0.7500	4/26/17 11:10 AM	GEDIT.RS

Level : 6

Area	Height	Vol Adj Amt	ISTD Response	ISTD Amount	Date/Time	File
1076600.43	550135.58	100.0000	1.1777	1.0000	4/26/17 11:10 AM	GEDIT.RS

Component: Endosulfan II

Level : 1

Area	Height	Vol Adj Amt	ISTD Response	ISTD Amount	Date/Time	File
83751.63	40312.07	5.0000	0.0943	0.0500	4/26/17 10:59 AM	GEDIT.RS

Level : 2

Area	Height	Vol Adj Amt	ISTD Response	ISTD Amount	Date/Time	File
188734.59	91177.90	10.0000	0.1960	0.1000	4/26/17 10:59 AM	GEDIT.RS

Level : 3

Area	Height	Vol Adj Amt	ISTD Response	ISTD Amount	Date/Time	File
444572.82	213065.37	25.0000	0.4452	0.2500	4/26/17 10:58 AM	GEDIT.RS

Level : 4

Area	Height	Vol Adj Amt	ISTD Response	ISTD Amount	Date/Time	File
942473.10	451254.09	50.0000	0.9053	0.5000	4/26/17 11:10 AM	GEDIT.RS

Level : 5

Area	Height	Vol Adj Amt	ISTD Response	ISTD Amount	Date/Time	File
1260550.82	599353.13	75.0000	1.3537	0.7500	4/26/17 11:10 AM	GEDIT.RS

Level : 6

Area	Height	Vol Adj Amt	ISTD Response	ISTD Amount	Date/Time	File
1535537.98	718993.37	100.0000	1.6798	1.0000	4/26/17 11:10 AM	GEDIT.RS

Component: Endrin aldehyde

Level : 1

Area	Height	Vol Adj Amt	ISTD Response	ISTD Amount	Date/Time	File
71589.85	37006.79	5.0000	0.0806	0.0500	4/26/17 10:59 AM	GEDIT.RS

Level : 2

Area	Height	Vol Adj Amt	ISTD Response	ISTD Amount	Date/Time	File
145996.81	75383.98	10.0000	0.1516	0.1000	4/26/17 10:59 AM	GEDIT.RS

Level : 3

Area	Height	Vol Adj Amt	ISTD Response	ISTD Amount	Date/Time	File
350305.52	177227.68	25.0000	0.3508	0.2500	4/26/17 10:58 AM	GEDIT.RS

Level : 4

Area	Height	Vol Adj Amt	ISTD Response	ISTD Amount	Date/Time	File
763828.53	359023.95	50.0000	0.7337	0.5000	4/26/17 11:10 AM	GEDIT.RS

Level : 5

Area	Height	Vol Adj Amt	ISTD Response	ISTD Amount	Date/Time	File
1031620.27	483311.68	75.0000	1.1079	0.7500	4/26/17 11:10 AM	GEDIT.RS

Level : 6

Area	Height	Vol Adj Amt	ISTD Response	ISTD Amount	Date/Time	File
1260529.96	592493.11	100.0000	1.3789	1.0000	4/26/17 11:10 AM	GEDIT.RS

Component: 4,4'-DDT

Level : 1a

Area	Height	Vol Adj Amt	ISTD Response	ISTD Amount	Date/Time	File
44027.26	19272.40	2.5000	0.0512	0.0250	4/26/17 10:59 AM	GEDIT.RS

Level : 1

Area	Height	Vol Adj Amt	ISTD Response	ISTD Amount	Date/Time	File
79217.27	36772.92	5.0000	0.0892	0.0500	4/26/17 10:59 AM	GEDIT.RS

Level : 2

Area	Height	Vol Adj Amt	ISTD Response	ISTD Amount	Date/Time	File
150565.27	73987.77	10.0000	0.1564	0.1000	4/26/17 10:59 AM	GEDIT.RS

Level : 3

Area	Height	Vol Adj Amt	ISTD Response	ISTD Amount	Date/Time	File
344434.62	175971.00	25.0000	0.3449	0.2500	4/26/17 10:58 AM	GEDIT.RS

Level : 4

Area	Height	Vol Adj Amt	ISTD Response	ISTD Amount	Date/Time		File
737545.47	369330.69	50.0000	0.7085	0.5000	4/26/17	11:10 AM	GEDIT.RS

Level : 5

Area	Height	Vol Adj Amt	ISTD Response	ISTD Amount	Date/Time		File
993332.84	500088.97	75.0000	1.0667	0.7500	4/26/17	11:10 AM	GEDIT.RS

Level : 6

Area	Height	Vol Adj Amt	ISTD Response	ISTD Amount	Date/Time		File
1230729.67	609291.57	100.0000	1.3463	1.0000	4/26/17	11:10 AM	GEDIT.RS

Component: Endosulfan sulfate

Level : 1

Area	Height	Vol Adj Amt	ISTD Response	ISTD Amount	Date/Time		File
100290.95	44638.68	5.0000	0.1129	0.0500	4/26/17	10:59 AM	GEDIT.RS

Level : 2

Area	Height	Vol Adj Amt	ISTD Response	ISTD Amount	Date/Time		File
195773.35	90891.56	10.0000	0.2033	0.1000	4/26/17	10:59 AM	GEDIT.RS

Level : 3

Area	Height	Vol Adj Amt	ISTD Response	ISTD Amount	Date/Time		File
410079.84	205788.80	25.0000	0.4106	0.2500	4/26/17	10:58 AM	GEDIT.RS

Level : 4

Area	Height	Vol Adj Amt	ISTD Response	ISTD Amount	Date/Time		File
857572.44	422442.03	50.0000	0.8237	0.5000	4/26/17	11:10 AM	GEDIT.RS

Level : 5

Area	Height	Vol Adj Amt	ISTD Response	ISTD Amount	Date/Time		File
1133838.71	546381.74	75.0000	1.2176	0.7500	4/26/17	11:10 AM	GEDIT.RS

Level : 6

Area	Height	Vol Adj Amt	ISTD Response	ISTD Amount	Date/Time		File
1384985.91	662932.21	100.0000	1.5151	1.0000	4/26/17	11:10 AM	GEDIT.RS

Component: Methoxychlor

Level : 1

Area	Height	Vol Adj Amt	ISTD Response	ISTD Amount	Date/Time		File
30487.15	17080.27	5.0000	0.0343	0.0500	4/26/17	10:59 AM	GEDIT.RS

Level : 2

Area	Height	Vol Adj Amt	ISTD Response	ISTD Amount	Date/Time	File
68297.16	36344.49	10.0000	0.0709	0.1000	4/26/17 10:59 AM	GEDIT.RS

Level : 3

Area	Height	Vol Adj Amt	ISTD Response	ISTD Amount	Date/Time	File
187079.54	88086.68	25.0000	0.1873	0.2500	4/26/17 10:58 AM	GEDIT.RS

Level : 4

Area	Height	Vol Adj Amt	ISTD Response	ISTD Amount	Date/Time	File
397639.72	181537.43	50.0000	0.3820	0.5000	4/26/17 11:10 AM	GEDIT.RS

Level : 5

Area	Height	Vol Adj Amt	ISTD Response	ISTD Amount	Date/Time	File
521688.46	238913.86	75.0000	0.5602	0.7500	4/26/17 11:10 AM	GEDIT.RS

Level : 6

Area	Height	Vol Adj Amt	ISTD Response	ISTD Amount	Date/Time	File
650006.45	291578.89	100.0000	0.7111	1.0000	4/26/17 11:10 AM	GEDIT.RS

Component: Endrin Ketone

Level : 1

Area	Height	Vol Adj Amt	ISTD Response	ISTD Amount	Date/Time	File
85963.99	43673.64	5.0000	0.0968	0.0500	4/26/17 10:59 AM	GEDIT.RS

Level : 2

Area	Height	Vol Adj Amt	ISTD Response	ISTD Amount	Date/Time	File
181957.64	90464.57	10.0000	0.1890	0.1000	4/26/17 10:59 AM	GEDIT.RS

Level : 3

Area	Height	Vol Adj Amt	ISTD Response	ISTD Amount	Date/Time	File
451850.58	214625.51	25.0000	0.4525	0.2500	4/26/17 10:58 AM	GEDIT.RS

Level : 4

Area	Height	Vol Adj Amt	ISTD Response	ISTD Amount	Date/Time	File
957106.78	440023.78	50.0000	0.9194	0.5000	4/26/17 11:10 AM	GEDIT.RS

Level : 5

Area	Height	Vol Adj Amt	ISTD Response	ISTD Amount	Date/Time	File
1259123.37	575839.80	75.0000	1.3522	0.7500	4/26/17 11:10 AM	GEDIT.RS

Level : 6

Area	Height	Vol Adj Amt	ISTD Response	ISTD Amount	Date/Time	File
1536423.44	695465.88	100.0000	1.6807	1.0000	4/26/17 11:10 AM	GEDIT.RS

Component: Mirex

Level : 1a

Area	Height	Vol Adj Amt	ISTD Response	ISTD Amount	Date/Time	File
35475.38	19100.94	2.5000	0.0412	0.0250	4/26/17 10:59 AM	GEDIT.RS

Level : 1

Area	Height	Vol Adj Amt	ISTD Response	ISTD Amount	Date/Time	File
75254.75	37108.10	5.0000	0.0847	0.0500	4/26/17 10:59 AM	GEDIT.RS

Level : 2

Area	Height	Vol Adj Amt	ISTD Response	ISTD Amount	Date/Time	File
152751.68	74434.13	10.0000	0.1586	0.1000	4/26/17 10:59 AM	GEDIT.RS

Level : 3

Area	Height	Vol Adj Amt	ISTD Response	ISTD Amount	Date/Time	File
325740.22	162350.42	25.0000	0.3262	0.2500	4/26/17 10:58 AM	GEDIT.RS

Level : 4

Area	Height	Vol Adj Amt	ISTD Response	ISTD Amount	Date/Time	File
633714.22	308208.12	50.0000	0.6087	0.5000	4/26/17 11:10 AM	GEDIT.RS

Level : 5

Area	Height	Vol Adj Amt	ISTD Response	ISTD Amount	Date/Time	File
825062.77	395194.84	75.0000	0.8860	0.7500	4/26/17 11:10 AM	GEDIT.RS

Level : 6

Area	Height	Vol Adj Amt	ISTD Response	ISTD Amount	Date/Time	File
1001849.06	473596.80	100.0000	1.0959	1.0000	4/26/17 11:10 AM	GEDIT.RS

Component: % DCBP

Level : 1

Area	Height	Vol Adj Amt	ISTD Response	ISTD Amount	Date/Time	File
305726.85	131861.35	20.0000	0.3442	0.2000	4/26/17 10:59 AM	GEDIT.RS

Level : 2

Area	Height	Vol Adj Amt	ISTD Response	ISTD Amount	Date/Time	File
615556.46	256911.75	40.0000	0.6393	0.4000	4/26/17 10:59 AM	GEDIT.RS

Level : 3

Area	Height	Vol Adj Amt	ISTD Response	ISTD Amount	Date/Time	File
903047.16	366128.22	60.0000	0.9043	0.6000	4/26/17 10:58 AM	GEDIT.RS

Level : 4

Area	Height	Vol Adj Amt	ISTD Response	ISTD Amount	Date/Time		File
1257260.59	501081.67	80.0000	1.2077	0.8000	4/26/17	11:10 AM	GEDIT.RS

Level : 5

Area	Height	Vol Adj Amt	ISTD Response	ISTD Amount	Date/Time		File
1365291.67	542037.63	100.0000	1.4662	1.0000	4/26/17	11:10 AM	GEDIT.RS

Level : 6

Area	Height	Vol Adj Amt	ISTD Response	ISTD Amount	Date/Time		File
1517480.30	599859.60	120.0000	1.6600	1.2000	4/26/17	11:10 AM	GEDIT.RS

Client Id: Initial Calibration

Software Version: 4.1<1L22>
Date: 4/26/17 11:20 AM
Sample Name : mix 6;11s
Data File   : E:\TC2017\ECD4\04-APR\425A029.RAW   Date: 4/25/17 07:14 PM
Sequence File: E:\TC2017\ECD4\04-APR\PEST_SEQ.SEQ   Cycle: 898   Channel : A
Instrument   : AUTO4-DUAL_ECD   Rack/Vial: 0/14   Operator: CE
Sample Amount   : 1.0000   Dilution Factor : 1.00

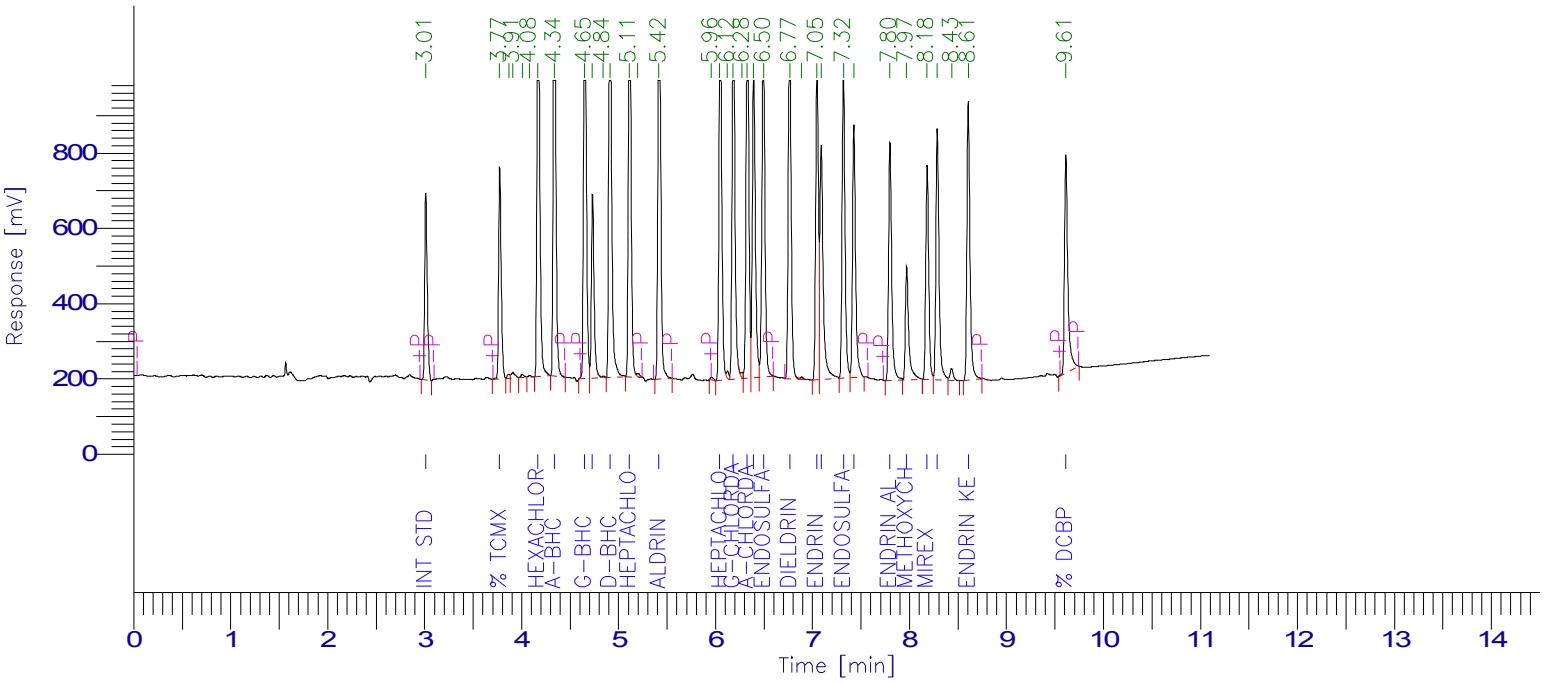

PESTICIDE REPORT

Peak #	Time [min]	Component Name	Raw Amount	Surrogate Recovery TCMX & DCBP	Multiplier	Adjusted Amount for Labowrks	Area [µV·s]
1	3.012	Int Std	100.0000	250.0000	1.0000	100.0000	922416.08
2	3.774	% TCMX	104.0974	260.2434	1.0000	104.0974	1039301.54
7	4.165	Hexachlorobenzene	76.6773	191.6934	1.0000	76.6773	2019005.50
8	4.338	a-BHC	72.9050	182.2624	1.0000	72.9050	1943933.35
9	4.647	g-BHC	67.4825	168.7062	1.0000	67.4825	1931766.70
10	4.732	b-BHC	91.3752	228.4380	1.0000	91.3752	943519.04
12	4.912	d-BHC	80.8614	202.1536	1.0000	80.8614	2037024.05
13	5.112	Heptachlor	78.6585	196.6461	1.0000	78.6585	1915444.26
15	5.418	Aldrin	79.8880	199.7199	1.0000	79.8880	1955767.58
17	6.045	Heptachlor epoxide	80.6864	201.7161	1.0000	80.6864	1870483.25
19	6.180	g-Chlordane	74.2277	185.5693	1.0000	74.2277	1931051.93
21	6.325	a-Chlordane	77.7363	194.3408	1.0000	77.7363	1841152.98
22	6.393	4,4'-DDE	88.8608	222.1519	1.0000	88.8608	1766876.52
23	6.497	Endosulfan I	87.2133	218.0334	1.0000	87.2133	1879396.69
24	6.765	Dieldrin	89.9586	224.8966	1.0000	89.9586	1891925.49
26	7.047	Endrin	91.2347	228.0866	1.0000	91.2347	1649561.38
27	7.090	4,4'-DDD	103.0289	257.5724	1.0000	103.0289	1504372.29
28	7.319	Endosulfan II	90.7757	226.9392	1.0000	90.7757	1714028.46
29	7.426	4,4'-DDT	94.0442	235.1104	1.0000	94.0442	1472081.56
30	7.798	Endrin aldehyde	91.6969	229.2423	1.0000	91.6969	1401684.03
31	7.971	Methoxychlor	95.9812	239.9531	1.0000	95.9812	734190.86
32	8.182	Mirex	83.2989	208.2472	1.0000	83.2989	1187412.83
33	8.286	Endosulfan sulfate	89.2087	223.0218	1.0000	89.2087	1452476.87
35	8.605	Endrin Ketone	89.7531	224.3827	1.0000	89.7531	1631567.95
36	9.612	% DCBP	106.2446	265.6115	1.0000	106.2446	1378779.90
				5464.7382	25.0000	2185.8953	40015221.08

Client Id: Initial Calibration

Software Version: 4.1<1L22>
Date: 4/26/17 11:04 AM
Sample Name : mix 6;11s
Data File : E:\TC2017\ECD4\04-APR\425B029.RAW Date: 4/25/17 07:14 PM
Sequence File: E:\TC2017\ECD4\04-APR\PEST_SEQ.SEQ Cycle: 898 Channel : B
Instrument : AUTO4-DUAL_ECD Rack/Vial: 0/14 Operator: CE
Sample Amount : 1.0000 Dilution Factor : 1.00

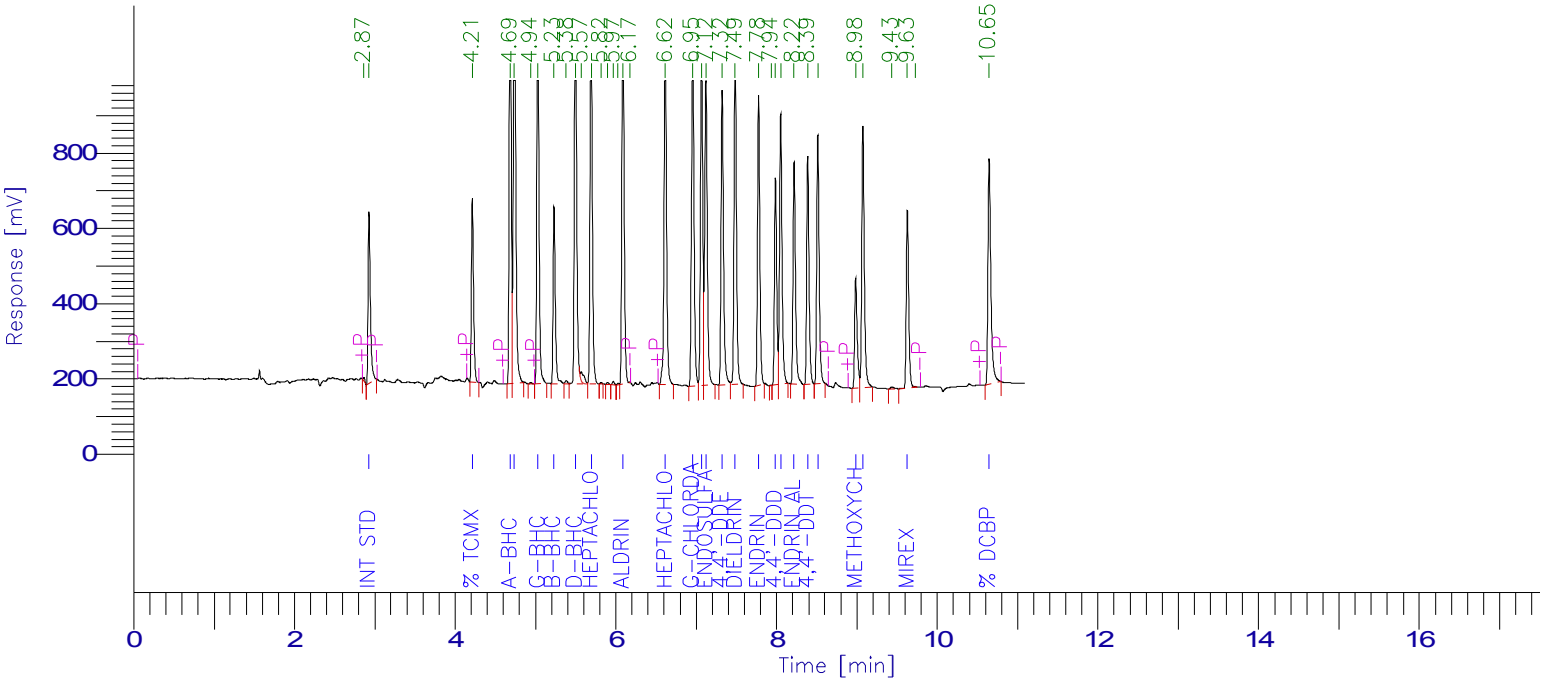

PESTICIDE REPORT

Peak #	Time [min]	Component Name	Raw Amount	Surrogate Recovery TCMX & DCBP	Multiplier	Adjusted Amount for Labowrks	Area [µV·s]
2	2.928	Int Std	100.0000	250.0000	1.0000	100.0000	914139.19
3	4.214	% TCMX	109.0750	272.6876	1.0000	109.0750	906538.10
4	4.685	a-BHC	85.3504	213.3759	1.0000	85.3504	1835491.32
5	4.738	Hexachlorobenzene	66.8395	167.0988	1.0000	66.8395	2136079.27
7	5.032	g-BHC	90.5831	226.4577	1.0000	90.5831	1831130.52
8	5.230	b-BHC	92.3794	230.9485	1.0000	92.3794	901034.47
10	5.498	d-BHC	90.0108	225.0269	1.0000	90.0108	1967193.87
12	5.697	Heptachlor	87.8748	219.6870	1.0000	87.8748	1860170.54
17	6.085	Aldrin	81.8804	204.7009	1.0000	81.8804	1896921.21
19	6.617	Heptachlor epoxide	79.7451	199.3628	1.0000	79.7451	1941572.95
20	6.953	g-Chlordane	86.6062	216.5155	1.0000	86.6062	1891328.43
21	7.065	a-Chlordane	92.5985	231.4963	1.0000	92.5985	1743260.42
22	7.121	Endosulfan I	98.8002	247.0004	1.0000	98.8002	1808126.79
23	7.323	4,4'-DDE	88.1174	220.2934	1.0000	88.1174	1692607.82
24	7.485	Dieldrin	89.6203	224.0507	1.0000	89.6203	1826175.21
25	7.776	Endrin	97.2847	243.2117	1.0000	97.2847	1516828.23
27	7.987	4,4'-DDD	98.1879	245.4697	1.0000	98.1879	1076600.43
28	8.052	Endosulfan II	92.2791	230.6977	1.0000	92.2791	1535537.98
29	8.218	Endrin aldehyde	93.4363	233.5908	1.0000	93.4363	1260529.96
30	8.388	4,4'-DDT	85.9888	214.9719	1.0000	85.9888	1230729.67
31	8.514	Endosulfan sulfate	84.7991	211.9978	1.0000	84.7991	1384985.91
32	8.984	Methoxychlor	97.6944	244.2361	1.0000	97.6944	650006.45
33	9.075	Endrin Ketone	92.0322	230.0804	1.0000	92.0322	1536423.44
35	9.628	Mirex	78.8449	197.1123	1.0000	78.8449	1001849.06
37	10.645	% DCBP	108.4339	271.0847	1.0000	108.4339	1517480.30
				5671.1556	25.0000	2268.4623	37862741.54

Client Id: Initial Calibration

Software Version: 4.1<1L22>
Date: 4/26/17 11:19 AM
Sample Name : mix 5;11r
Data File   : E:\TC2017\ECD4\04-APR\425A030.RAW   Date: 4/25/17 07:30 PM
Sequence File: E:\TC2017\ECD4\04-APR\PEST_SEQ.SEQ   Cycle: 899   Channel : A
Instrument   : AUTO4-DUAL_ECD   Rack/Vial: 0/15   Operator: CE
Sample Amount   : 1.0000   Dilution Factor : 1.00

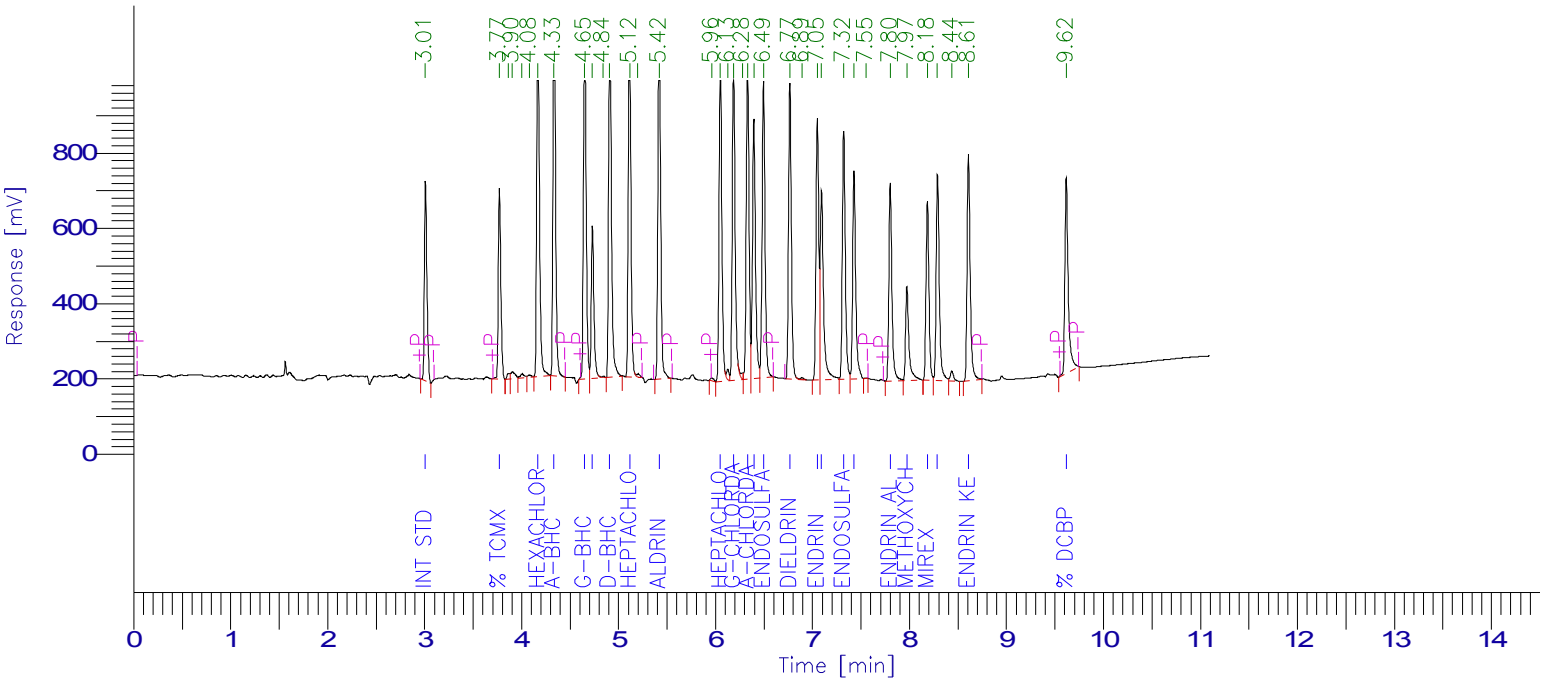

PESTICIDE REPORT

Peak #	Time [min]	Component Name	Raw Amount	Surrogate Recovery TCMX & DCBP	Multiplier	Adjusted Amount for Labowrks	Area [µV·s]
1	3.008	Int Std	100.0000	250.0000	1.0000	100.0000	970959.94
2	3.771	% TCMX	88.5606	221.4015	1.0000	88.5606	930715.34
7	4.170	Hexachlorobenzene	65.9063	164.7657	1.0000	65.9063	1826718.63
8	4.330	a-BHC	62.3842	155.9606	1.0000	62.3842	1750949.08
9	4.650	g-BHC	57.5942	143.9854	1.0000	57.5942	1735467.90
10	4.730	b-BHC	71.1306	177.8266	1.0000	71.1306	773131.69
12	4.905	d-BHC	67.8609	169.6523	1.0000	67.8609	1799488.08
13	5.117	Heptachlor	67.8098	169.5246	1.0000	67.8098	1738166.12
15	5.423	Aldrin	67.8965	169.7412	1.0000	67.8965	1749676.34
17	6.050	Heptachlor epoxide	68.7889	171.9722	1.0000	68.7889	1678594.82
19	6.185	g-Chlordane	62.5167	156.2917	1.0000	62.5167	1711978.84
21	6.329	a-Chlordane	65.2468	163.1169	1.0000	65.2468	1626669.23
22	6.395	4,4'-DDE	70.2665	175.6663	1.0000	70.2665	1470683.02
23	6.494	Endosulfan I	71.7157	179.2892	1.0000	71.7157	1626762.56
24	6.766	Dieldrin	72.3808	180.9520	1.0000	72.3808	1602355.82
26	7.050	Endrin	73.9969	184.9923	1.0000	73.9969	1408304.99
27	7.093	4,4'-DDD	76.9936	192.4839	1.0000	76.9936	1183381.82
28	7.321	Endosulfan II	71.5020	178.7549	1.0000	71.5020	1421153.07
29	7.427	4,4'-DDT	73.2681	183.1702	1.0000	73.2681	1207228.08
31	7.801	Endrin aldehyde	71.4312	178.5781	1.0000	71.4312	1149364.82
32	7.973	Methoxychlor	74.7510	186.8776	1.0000	74.7510	601886.18
33	8.184	Mirex	65.6005	164.0013	1.0000	65.6005	984338.17
34	8.289	Endosulfan sulfate	70.0575	175.1438	1.0000	70.0575	1200690.52
36	8.607	Endrin Ketone	70.3871	175.9679	1.0000	70.3871	1346863.76
37	9.615	% DCBP	90.9286	227.3216	1.0000	90.9286	1242119.20
			4497.4378	25.0000	1798.9751	34737648.00	

Client Id: Initial Calibration

Software Version: 4.1<1L22>
Date: 4/26/17 11:04 AM
Sample Name : mix 5;11r
Data File : E:\TC2017\ECD4\04-APR\425B030.RAW Date: 4/25/17 07:30 PM
Sequence File: E:\TC2017\ECD4\04-APR\PEST_SEQ.SEQ Cycle: 899 Channel : B
Instrument : AUTO4-DUAL_ECD Rack/Vial: 0/15 Operator: CE
Sample Amount : 1.0000 Dilution Factor : 1.00

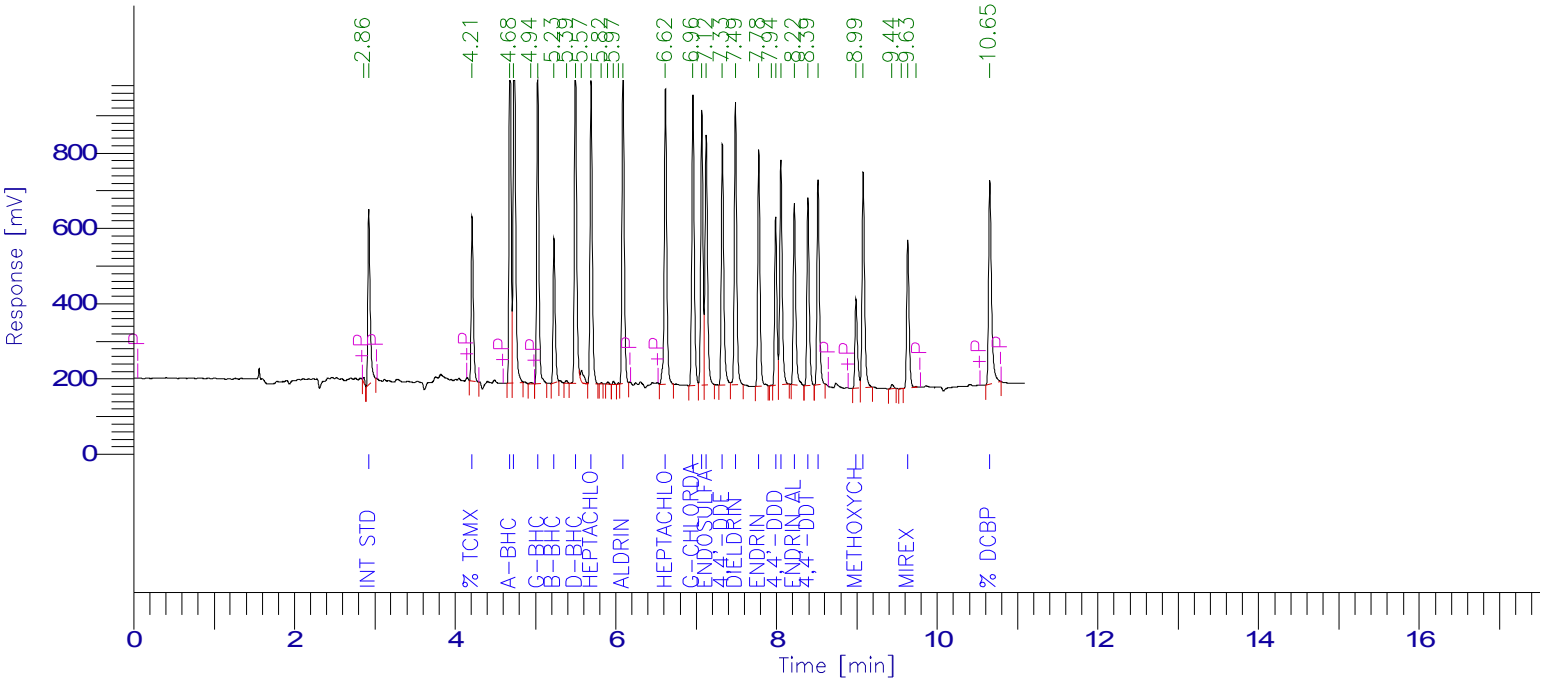

PESTICIDE REPORT

Peak #	Time [min]	Component Name	Raw Amount	Surrogate Recovery TCMX & DCBP	Multiplier	Adjusted Amount for Labowrks	Area [µV·s]
2	2.925	Int Std	100.0000	250.0000	1.0000	100.0000	931182.28
3	4.211	% TCMX	95.3411	238.3528	1.0000	95.3411	807166.81
4	4.679	a-BHC	74.9934	187.4836	1.0000	74.9934	1642829.33
5	4.730	Hexachlorobenzene	59.8220	149.5549	1.0000	59.8220	1947453.90
7	5.028	g-BHC	76.0696	190.1739	1.0000	76.0696	1566409.89
8	5.230	b-BHC	70.4699	176.1749	1.0000	70.4699	700152.55
10	5.497	d-BHC	77.8525	194.6313	1.0000	77.8525	1733196.61
12	5.693	Heptachlor	72.1753	180.4383	1.0000	72.1753	1556322.21
17	6.090	Aldrin	70.6687	176.6717	1.0000	70.6687	1667703.22
18	6.617	Heptachlor epoxide	67.5345	168.8362	1.0000	67.5345	1674932.81
19	6.959	g-Chlordane	71.8984	179.7460	1.0000	71.8984	1599408.48
20	7.069	a-Chlordane	75.3927	188.4818	1.0000	75.3927	1445805.79
21	7.124	Endosulfan I	76.3776	190.9441	1.0000	76.3776	1423835.07
22	7.326	4,4'-DDE	70.2273	175.5683	1.0000	70.2273	1374115.42
23	7.490	Dieldrin	73.9625	184.9064	1.0000	73.9625	1535219.33
24	7.779	Endrin	77.5455	193.8639	1.0000	77.5455	1231604.26
26	7.989	4,4'-DDD	77.8310	194.5774	1.0000	77.8310	869303.62
27	8.055	Endosulfan II	74.3671	185.9177	1.0000	74.3671	1260550.82
28	8.221	Endrin aldehyde	75.0689	187.6723	1.0000	75.0689	1031620.27
29	8.390	4,4'-DDT	68.1321	170.3301	1.0000	68.1321	993332.84
30	8.517	Endosulfan sulfate	68.1514	170.3785	1.0000	68.1514	1133838.71
31	8.988	Methoxychlor	76.9735	192.4336	1.0000	76.9735	521688.46
32	9.078	Endrin Ketone	74.0414	185.1035	1.0000	74.0414	1259123.37
35	9.633	Mirex	63.7435	159.3588	1.0000	63.7435	825062.77
37	10.653	% DCBP	95.7734	239.4335	1.0000	95.7734	1365291.67
				4711.0333	25.0000	1884.4133	32097150.48

Client Id: Initial Calibration

Software Version: 4.1<1L22>
Date: 4/26/17 11:20 AM
Sample Name : mix 4;11l
Data File   : E:\TC2017\ECD4\04-APR\425A031.RAW   Date: 4/25/17 07:46 PM
Sequence File: E:\TC2017\ECD4\04-APR\PEST_SEQ.SEQ   Cycle: 900   Channel : A
Instrument   : AUTO4-DUAL_ECD   Rack/Vial: 0/16   Operator: CE
Sample Amount   : 1.0000   Dilution Factor : 1.00

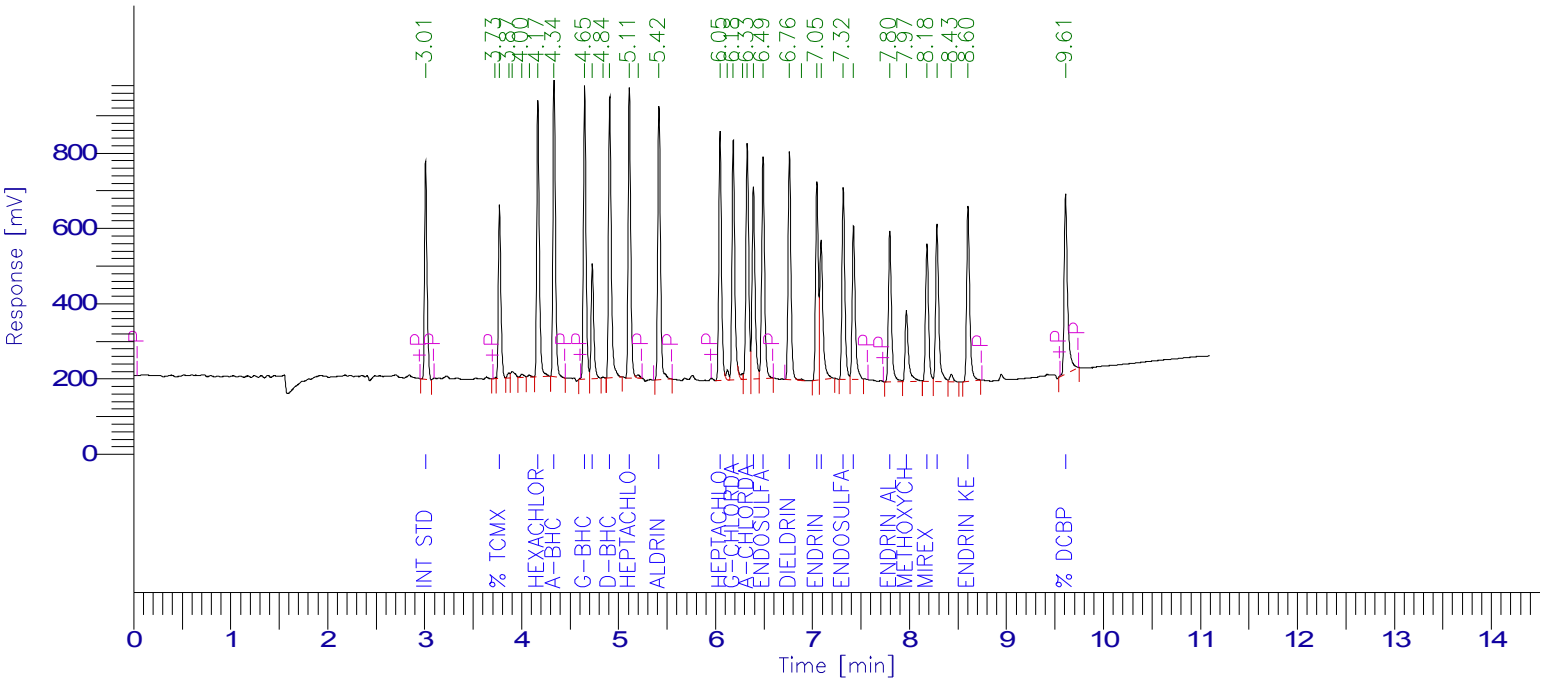

PESTICIDE REPORT

Peak #	Time [min]	Component Name	Raw Amount	Surrogate Recovery Multiplier TCMX & DCBP	Adjusted Amount for Labowrks	Area [µV·s]
1	3.010	Int Std	100.0000	250.0000	1.0000	100.0000	1032556.16
3	3.771	% TCMX	74.4257	186.0643	1.0000	74.4257	831786.02
8	4.167	Hexachlorobenzene	46.7363	116.8408	1.0000	46.7363	1377563.69
9	4.336	a-BHC	49.4778	123.6944	1.0000	49.4778	1476797.67
10	4.649	g-BHC	43.7357	109.3391	1.0000	43.7357	1401477.46
11	4.729	b-BHC	49.7536	124.3841	1.0000	49.7536	575087.62
13	4.908	d-BHC	50.8238	127.0595	1.0000	50.8238	1433205.72
14	5.111	Heptachlor	51.4778	128.6945	1.0000	51.4778	1403236.85
16	5.417	Aldrin	50.6464	126.6161	1.0000	50.6464	1387943.07
17	6.047	Heptachlor epoxide	48.9340	122.3349	1.0000	48.9340	1269844.49
19	6.183	g-Chlordane	44.3562	110.8904	1.0000	44.3562	1291721.44
21	6.327	a-Chlordane	46.5463	116.3658	1.0000	46.5463	1234065.24
22	6.390	4,4'-DDE	48.6876	121.7189	1.0000	48.6876	1083679.82
23	6.490	Endosulfan I	50.7047	126.7618	1.0000	50.7047	1223124.29
24	6.762	Dieldrin	52.4484	131.1211	1.0000	52.4484	1234753.97
26	7.045	Endrin	51.4440	128.6100	1.0000	51.4440	1041190.91
27	7.089	4,4'-DDD	51.6829	129.2072	1.0000	51.6829	844752.58
28	7.317	Endosulfan II	50.0369	125.0921	1.0000	50.0369	1057609.54
29	7.422	4,4'-DDT	50.8412	127.1031	1.0000	50.8412	890846.65
30	7.796	Endrin aldehyde	51.0112	127.5280	1.0000	51.0112	872866.54
31	7.968	Methoxychlor	53.1677	132.9192	1.0000	53.1677	455257.67
32	8.180	Mirex	48.1172	120.2931	1.0000	48.1172	767803.71
33	8.283	Endosulfan sulfate	50.9921	127.4803	1.0000	50.9921	929376.20
35	8.603	Endrin Ketone	50.3999	125.9996	1.0000	50.3999	1025585.65
36	9.609	% DCBP	79.3190	198.2974	1.0000	79.3190	1152263.85
			3364.4158	25.0000	1345.7663	27294396.80

Client Id: Initial Calibration

Software Version: 4.1<1L22>
Date: 4/26/17 11:05 AM
Sample Name : mix 4;11l
Data File : E:\TC2017\ECD4\04-APR\425B031.RAW Date: 4/25/17 07:46 PM
Sequence File: E:\TC2017\ECD4\04-APR\PEST_SEQ.SEQ Cycle: 900 Channel : B
Instrument : AUTO4-DUAL_ECD Rack/Vial: 0/16 Operator: CE
Sample Amount : 1.0000 Dilution Factor : 1.00

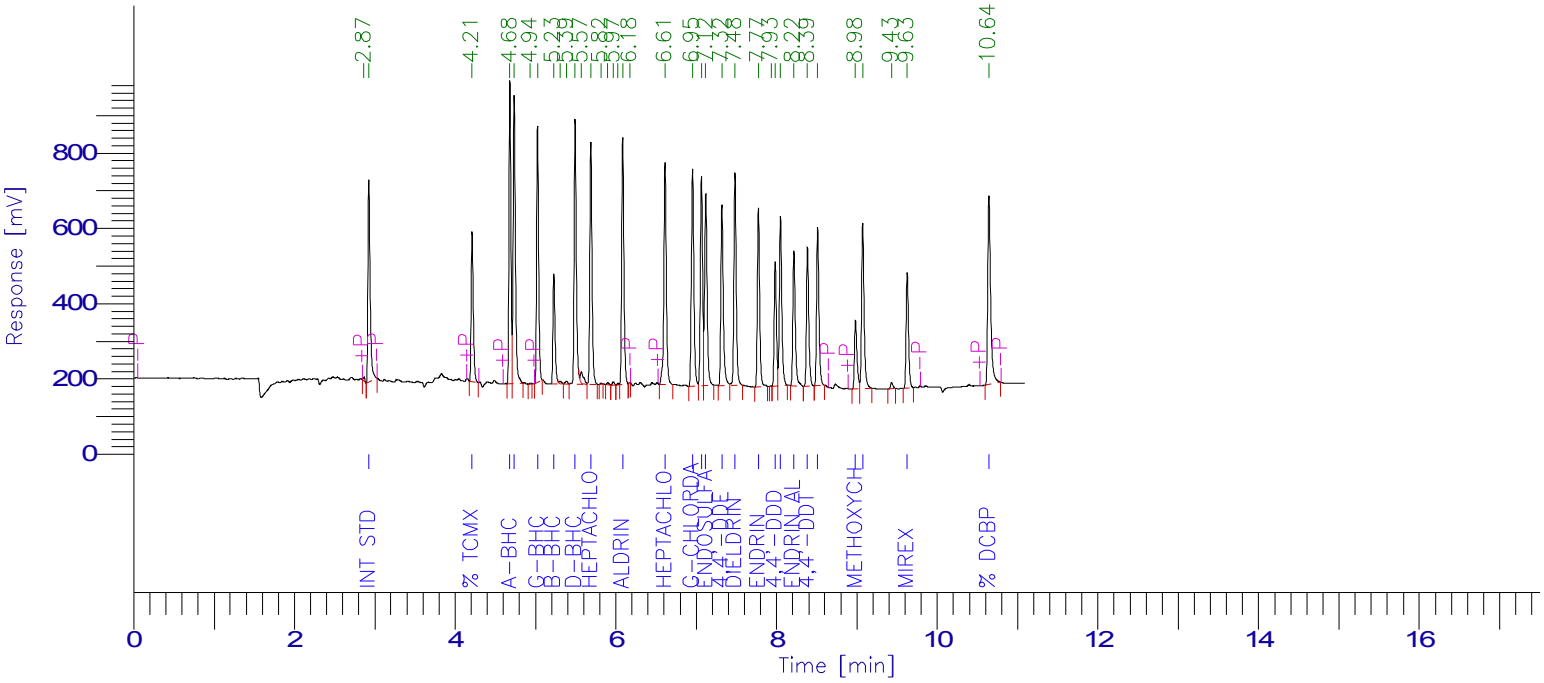

PESTICIDE REPORT

Peak #	Time [min]	Component Name	Raw Amount	Surrogate Recovery Multiplier TCMX & DCBP		Adjusted Amount for Labowrks	Area [µV·s]
2	2.925	Int Std	100.0000	250.0000	1.0000	100.0000	1041060.07
3	4.211	% TCMX	77.2110	193.0275	1.0000	77.2110	730808.02
4	4.681	a-BHC	55.2379	138.0947	1.0000	55.2379	1352843.11
5	4.734	Hexachlorobenzene	40.8485	102.1211	1.0000	40.8485	1486699.46
7	5.026	g-BHC	51.5439	128.8596	1.0000	51.5439	1186622.34
8	5.228	b-BHC	48.6742	121.6854	1.0000	48.6742	540665.15
11	5.493	d-BHC	53.7850	134.4626	1.0000	53.7850	1338682.73
13	5.690	Heptachlor	50.7193	126.7983	1.0000	50.7193	1222714.52
18	6.086	Aldrin	47.5873	118.9683	1.0000	47.5873	1255521.29
20	6.612	Heptachlor epoxide	45.7235	114.3088	1.0000	45.7235	1267805.50
21	6.954	g-Chlordane	47.9177	119.7944	1.0000	47.9177	1191729.51
22	7.065	a-Chlordane	51.1896	127.9741	1.0000	51.1896	1097497.76
23	7.119	Endosulfan I	52.1999	130.4998	1.0000	52.1999	1087938.87
24	7.321	4,4'-DDE	46.4990	116.2474	1.0000	46.4990	1017188.66
25	7.484	Dieldrin	49.2353	123.0883	1.0000	49.2353	1142553.25
26	7.774	Endrin	52.7059	131.7648	1.0000	52.7059	935868.71
28	7.984	4,4'-DDD	50.9550	127.3875	1.0000	50.9550	636278.18
29	8.050	Endosulfan II	49.7334	124.3335	1.0000	49.7334	942473.10
30	8.215	Endrin aldehyde	49.7159	124.2897	1.0000	49.7159	763828.53
31	8.385	4,4'-DDT	45.2485	113.1213	1.0000	45.2485	737545.47
32	8.512	Endosulfan sulfate	46.1056	115.2639	1.0000	46.1056	857572.44
33	8.982	Methoxychlor	52.4781	131.1953	1.0000	52.4781	397639.72
34	9.072	Endrin Ketone	50.3414	125.8536	1.0000	50.3414	957106.78
36	9.626	Mirex	43.7927	109.4817	1.0000	43.7927	633714.22
37	10.642	% DCBP	78.8867	197.2167	1.0000	78.8867	1257260.59
				3345.8383	25.0000	1338.3353	25079617.97

Client Id: Initial Calibration

Software Version: 4.1<1L22>
Date: 4/26/17 11:19 AM
Sample Name : mix 3;11p
Data File   : E:\TC2017\ECD4\04-APR\425A032.RAW   Date: 4/25/17 08:02 PM
Sequence File: E:\TC2017\ECD4\04-APR\PEST_SEQ.SEQ   Cycle: 901   Channel : A
Instrument   : AUTO4-DUAL_ECD   Rack/Vial: 0/17   Operator: CE
Sample Amount   : 1.0000   Dilution Factor : 1.00

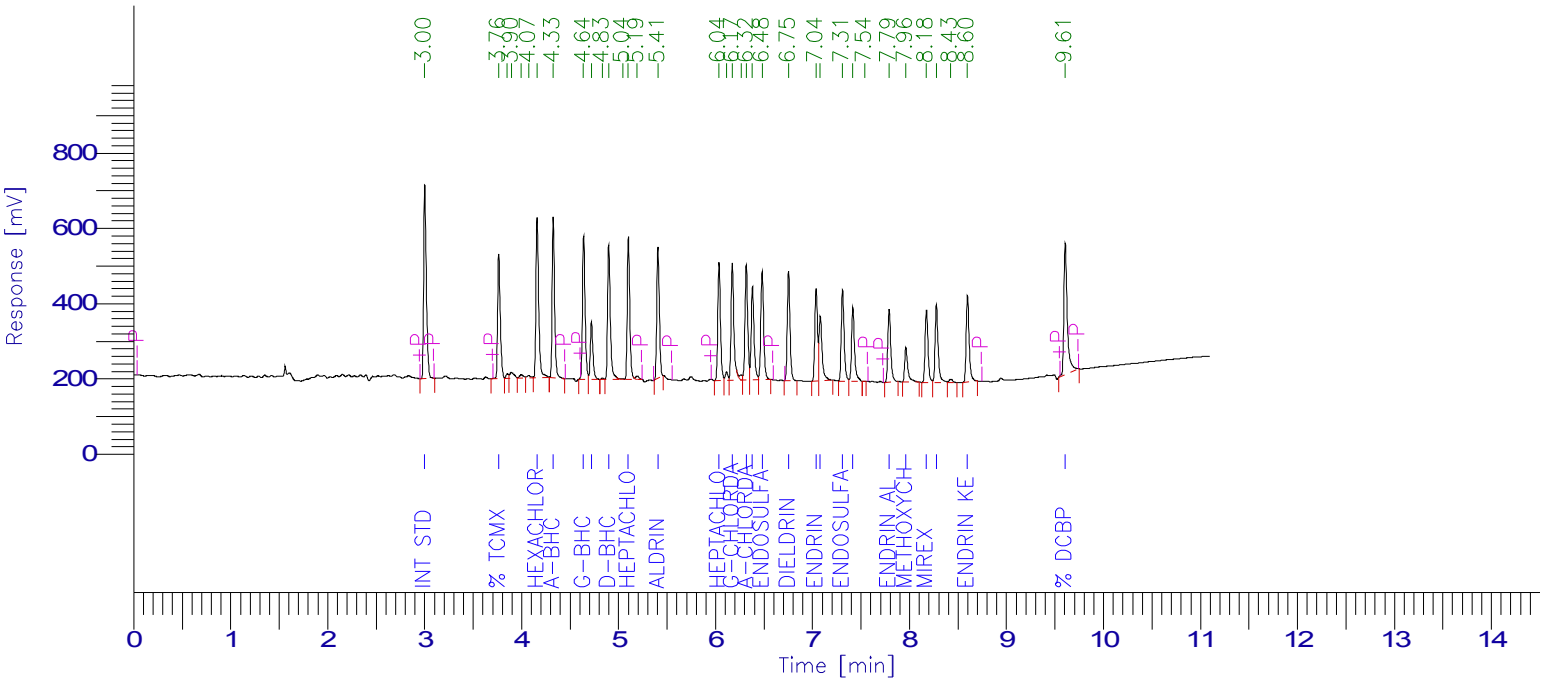

PESTICIDE REPORT

Peak #	Time [min]	Component Name	Raw Amount	Surrogate Recovery Multiplier TCMX & DCBP	Adjusted Amount for Labowrks	Area [µV·s]
1	3.001	Int Std	100.0000	250.0000	1.0000	100.0000	995750.20
2	3.764	% TCMX	59.1865	147.9662	1.0000	59.1865	637892.89
7	4.159	Hexachlorobenzene	29.6631	74.1577	1.0000	29.6631	843160.69
8	4.326	a-BHC	26.0525	65.1314	1.0000	26.0525	749890.62
9	4.640	g-BHC	22.4670	56.1674	1.0000	22.4670	694274.93
10	4.720	b-BHC	25.7727	64.4317	1.0000	25.7727	287279.98
12	4.898	d-BHC	25.3792	63.4479	1.0000	25.3792	690169.09
14	5.101	Heptachlor	26.2853	65.7133	1.0000	26.2853	690973.09
16	5.406	Aldrin	23.9409	59.8524	1.0000	23.9409	632704.23
17	6.036	Heptachlor epoxide	24.2806	60.7014	1.0000	24.2806	607624.66
19	6.173	g-Chlordane	22.7890	56.9724	1.0000	22.7890	639994.01
21	6.317	a-Chlordane	23.3812	58.4530	1.0000	23.3812	597800.33
22	6.381	4,4'-DDE	23.8984	59.7460	1.0000	23.8984	512965.92
23	6.480	Endosulfan I	25.0864	62.7160	1.0000	25.0864	583576.36
24	6.752	Dieldrin	25.2071	63.0178	1.0000	25.2071	572278.95
25	7.037	Endrin	24.9389	62.3472	1.0000	24.9389	486753.94
26	7.080	4,4'-DDD	24.4734	61.1834	1.0000	24.4734	385756.71
27	7.310	Endosulfan II	24.8859	62.2147	1.0000	24.8859	507253.13
28	7.415	4,4'-DDT	25.1106	62.7766	1.0000	25.1106	424307.82
30	7.790	Endrin aldehyde	24.5941	61.4853	1.0000	24.5941	405835.85
31	7.962	Methoxychlor	25.7698	64.4246	1.0000	25.7698	212793.18
32	8.175	Mirex	25.7444	64.3611	1.0000	25.7444	396159.10
33	8.278	Endosulfan sulfate	25.4084	63.5211	1.0000	25.4084	446583.98
35	8.598	Endrin Ketone	25.2577	63.1444	1.0000	25.2577	495648.68
36	9.606	% DCBP	59.7314	149.3285	1.0000	59.7314	836786.07
				1923.2614	25.0000	769.3045	14334214.41

Client Id: Initial Calibration

Software Version: 4.1<1L22>
Date: 4/26/17 11:05 AM
Sample Name : mix 3;11p
Data File : E:\TC2017\ECD4\04-APR\425B032.RAW Date: 4/25/17 08:02 PM
Sequence File: E:\TC2017\ECD4\04-APR\PEST_SEQ.SEQ Cycle: 901 Channel : B
Instrument : AUTO4-DUAL_ECD Rack/Vial: 0/17 Operator: CE
Sample Amount : 1.0000 Dilution Factor : 1.00

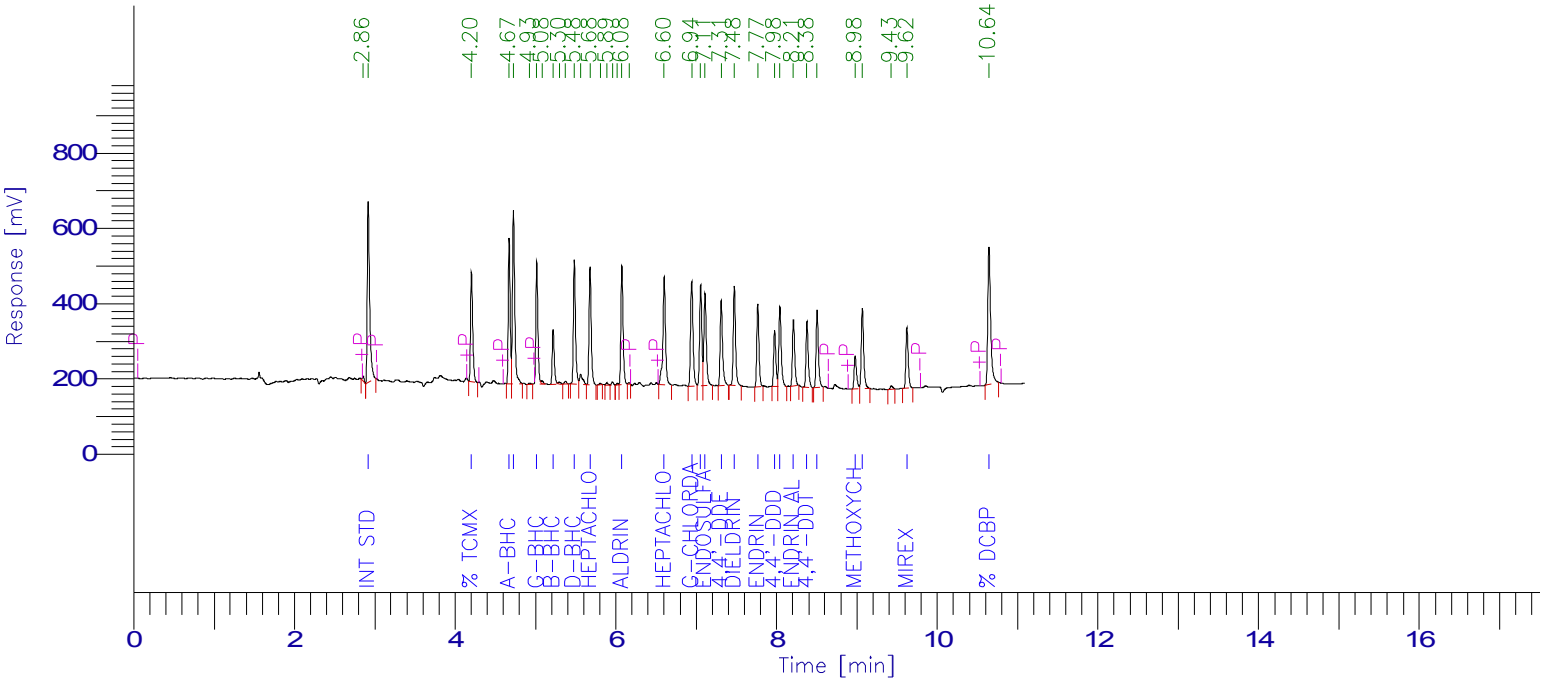

PESTICIDE REPORT

Peak #	Time [min]	Component Name	Raw Amount	Surrogate Recovery Multiplier TCMX & DCBP		Adjusted Amount for Labowrks	Area [µV·s]
2	2.917	Int Std	100.0000	250.0000	1.0000	100.0000	998644.98
3	4.203	% TCMX	60.5009	151.2522	1.0000	60.5009	549314.82
4	4.671	a-BHC	26.9955	67.4888	1.0000	26.9955	634216.47
5	4.725	Hexachlorobenzene	26.1559	65.3898	1.0000	26.1559	913172.21
7	5.016	g-BHC	26.2617	65.6543	1.0000	26.2617	579955.13
9	5.218	b-BHC	24.9119	62.2798	1.0000	24.9119	265443.66
12	5.484	d-BHC	25.0193	62.5484	1.0000	25.0193	597348.10
14	5.680	Heptachlor	25.6234	64.0584	1.0000	25.6234	592547.34
19	6.075	Aldrin	23.8156	59.5389	1.0000	23.8156	602738.82
21	6.602	Heptachlor epoxide	24.4133	61.0333	1.0000	24.4133	649344.86
22	6.944	g-Chlordane	23.7496	59.3741	1.0000	23.7496	566596.30
23	7.055	a-Chlordane	25.0634	62.6584	1.0000	25.0634	515461.95
24	7.110	Endosulfan I	25.8026	64.5066	1.0000	25.8026	515862.81
25	7.312	4,4'-DDE	22.4471	56.1177	1.0000	22.4471	471035.19
26	7.476	Dieldrin	23.4086	58.5216	1.0000	23.4086	521088.16
27	7.766	Endrin	24.4607	61.1518	1.0000	24.4607	416639.31
28	7.977	4,4'-DDD	24.1651	60.4128	1.0000	24.1651	289457.42
29	8.043	Endosulfan II	24.4561	61.1402	1.0000	24.4561	444572.82
30	8.209	Endrin aldehyde	23.7690	59.4225	1.0000	23.7690	350305.52
31	8.378	4,4'-DDT	22.0286	55.0715	1.0000	22.0286	344434.62
32	8.505	Endosulfan sulfate	22.9835	57.4587	1.0000	22.9835	410079.84
33	8.978	Methoxychlor	25.7383	64.3457	1.0000	25.7383	187079.54
34	9.068	Endrin Ketone	24.7756	61.9391	1.0000	24.7756	451850.58
36	9.622	Mirex	23.4663	58.6657	1.0000	23.4663	325740.22
37	10.643	% DCBP	59.0682	147.6704	1.0000	59.0682	903047.16
			1897.7009	25.0000		759.0803	13095977.82

Client Id: Initial Calibration

Software Version: 4.1<1L22>
Date: 4/26/17 11:21 AM
Sample Name : mix 2;11o
Data File   : E:\TC2017\ECD4\04-APR\425A033.RAW   Date: 4/25/17 08:19 PM
Sequence File: E:\TC2017\ECD4\04-APR\PEST_SEQ.SEQ   Cycle: 902   Channel : A
Instrument   : AUTO4-DUAL_ECD   Rack/Vial: 0/18   Operator: CE
Sample Amount   : 1.0000   Dilution Factor : 1.00

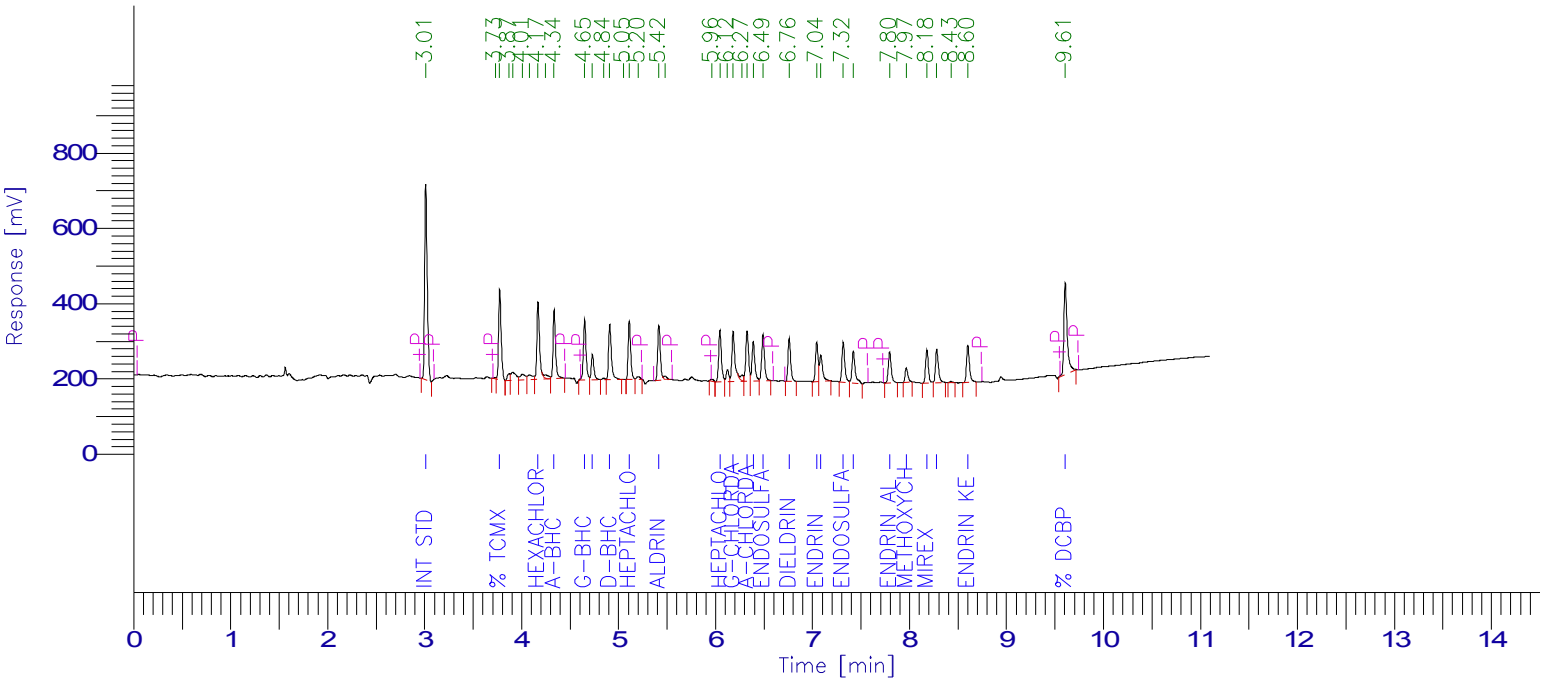

PESTICIDE REPORT

Peak #	Time [min]	Component Name	Raw Amount	Surrogate Recovery Multiplier TCMX & DCBP	Adjusted Amount for Labowrks	Area [µV·s]
1	3.011	Int Std	100.0000	250.0000	1.0000	100.0000	986911.42
3	3.774	% TCMX	41.3366	103.3415	1.0000	41.3366	441557.97
8	4.169	Hexachlorobenzene	14.3540	35.8849	1.0000	14.3540	404383.95
10	4.336	a-BHC	11.5606	28.9014	1.0000	11.5606	329803.29
11	4.649	g-BHC	10.0527	25.1319	1.0000	10.0527	307892.88
12	4.730	b-BHC	11.8954	29.7384	1.0000	11.8954	131417.08
14	4.909	d-BHC	10.8675	27.1688	1.0000	10.8675	292911.36
16	5.110	Heptachlor	10.9419	27.3546	1.0000	10.9419	285079.75
18	5.416	Aldrin	10.4966	26.2415	1.0000	10.4966	274938.85
21	6.045	Heptachlor epoxide	11.1051	27.7627	1.0000	11.1051	275439.58
23	6.182	g-Chlordane	10.9733	27.4332	1.0000	10.9733	305432.38
25	6.326	a-Chlordane	10.3679	25.9197	1.0000	10.3679	262728.84
26	6.389	4,4'-DDE	10.2172	25.5429	1.0000	10.2172	217359.36
27	6.489	Endosulfan I	10.6293	26.5732	1.0000	10.6293	245070.17
28	6.759	Dieldrin	9.7821	24.4553	1.0000	9.7821	220112.66
29	7.043	Endrin	10.3543	25.8857	1.0000	10.3543	200299.34
30	7.086	4,4'-DDD	9.9953	24.9883	1.0000	9.9953	156150.76
31	7.317	Endosulfan II	10.8576	27.1440	1.0000	10.8576	219347.74
32	7.420	4,4'-DDT	11.8261	29.5652	1.0000	11.8261	198058.20
33	7.795	Endrin aldehyde	10.3725	25.9313	1.0000	10.3725	169641.01
34	7.966	Methoxychlor	9.4762	23.6905	1.0000	9.4762	77554.75
35	8.179	Mirex	11.1903	27.9759	1.0000	11.1903	170670.10
36	8.281	Endosulfan sulfate	10.5094	26.2734	1.0000	10.5094	183075.21
38	8.601	Endrin Ketone	10.6260	26.5650	1.0000	10.6260	206669.85
39	9.606	% DCBP	40.7336	101.8339	1.0000	40.7336	565577.13
				1051.3033	25.0000	420.5213	7128083.65

Client Id: Initial Calibration

Software Version: 4.1<1L22>
Date: 4/26/17 11:01 AM
Sample Name : mix 2;11o
Data File : E:\TC2017\ECD4\04-APR\425B033.RAW Date: 4/25/17 08:19 PM
Sequence File: E:\TC2017\ECD4\04-APR\PEST_SEQ.SEQ Cycle: 902 Channel : B
Instrument : AUTO4-DUAL_ECD Rack/Vial: 0/18 Operator: CE
Sample Amount : 1.0000 Dilution Factor : 1.00

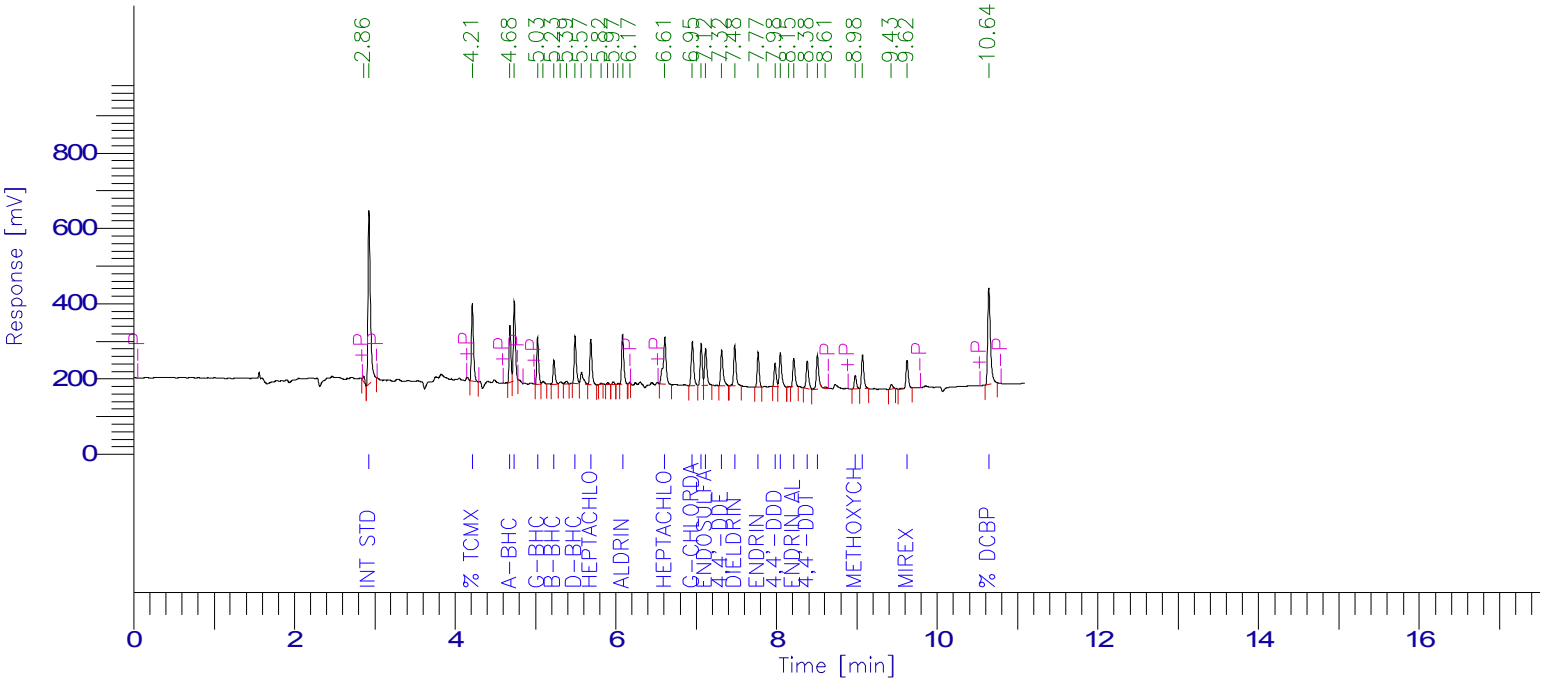

PESTICIDE REPORT

Peak #	Time [min]	Component Name	Raw Amount	Surrogate Recovery Multiplier TCMX & DCBP		Adjusted Amount for Labowrks	Area [µV·s]
2	2.927	Int Std	100.0000	250.0000	1.0000	100.0000	962885.87
3	4.214	% TCMX	42.3193	105.7982	1.0000	42.3193	370477.24
4	4.681	a-BHC	10.4328	26.0821	1.0000	10.4328	236326.43
5	4.736	Hexachlorobenzene	10.9451	27.3627	1.0000	10.9451	368439.24
6	5.027	g-BHC	9.7075	24.2686	1.0000	9.7075	206699.81
8	5.229	b-BHC	10.7728	26.9320	1.0000	10.7728	110677.09
11	5.493	d-BHC	9.9959	24.9899	1.0000	9.9959	230112.00
13	5.690	Heptachlor	10.0879	25.2198	1.0000	10.0879	224932.97
18	6.085	Aldrin	10.1478	25.3694	1.0000	10.1478	247629.40
20	6.610	Heptachlor epoxide	12.5974	31.4934	1.0000	12.5974	323066.21
21	6.951	g-Chlordane	10.3764	25.9411	1.0000	10.3764	238686.54
22	7.062	a-Chlordane	10.0947	25.2369	1.0000	10.0947	200177.93
23	7.117	Endosulfan I	10.1596	25.3990	1.0000	10.1596	195843.63
24	7.318	4,4'-DDE	9.9335	24.8337	1.0000	9.9335	200982.93
25	7.481	Dieldrin	10.1068	25.2671	1.0000	10.1068	216927.32
26	7.771	Endrin	9.7814	24.4535	1.0000	9.7814	160640.63
27	7.981	4,4'-DDD	10.0631	25.1578	1.0000	10.0631	116223.04
28	8.048	Endosulfan II	10.7679	26.9198	1.0000	10.7679	188734.59
30	8.214	Endrin aldehyde	10.2741	25.6852	1.0000	10.2741	145996.81
31	8.381	4,4'-DDT	9.9871	24.9679	1.0000	9.9871	150565.27
32	8.509	Endosulfan sulfate	11.3799	28.4497	1.0000	11.3799	195773.35
34	8.979	Methoxychlor	9.7452	24.3631	1.0000	9.7452	68297.16
35	9.070	Endrin Ketone	10.3475	25.8688	1.0000	10.3475	181957.64
37	9.624	Mirex	11.4129	28.5322	1.0000	11.4129	152751.68
38	10.641	% DCBP	41.7587	104.3968	1.0000	41.7587	615556.46
				1032.9887	25.0000	413.1955	6310361.22

Client Id: Initial Calibration

Software Version: 4.1<1L22>
Date: 4/26/17 11:19 AM
Sample Name : mix 1;11n
Data File   : E:\TC2017\ECD4\04-APR\425A034.RAW   Date: 4/25/17 08:35 PM
Sequence File: E:\TC2017\ECD4\04-APR\PEST_SEQ.SEQ   Cycle: 903   Channel : A
Instrument   : AUTO4-DUAL_ECD   Rack/Vial: 0/19   Operator: CE
Sample Amount   : 1.0000   Dilution Factor : 1.00

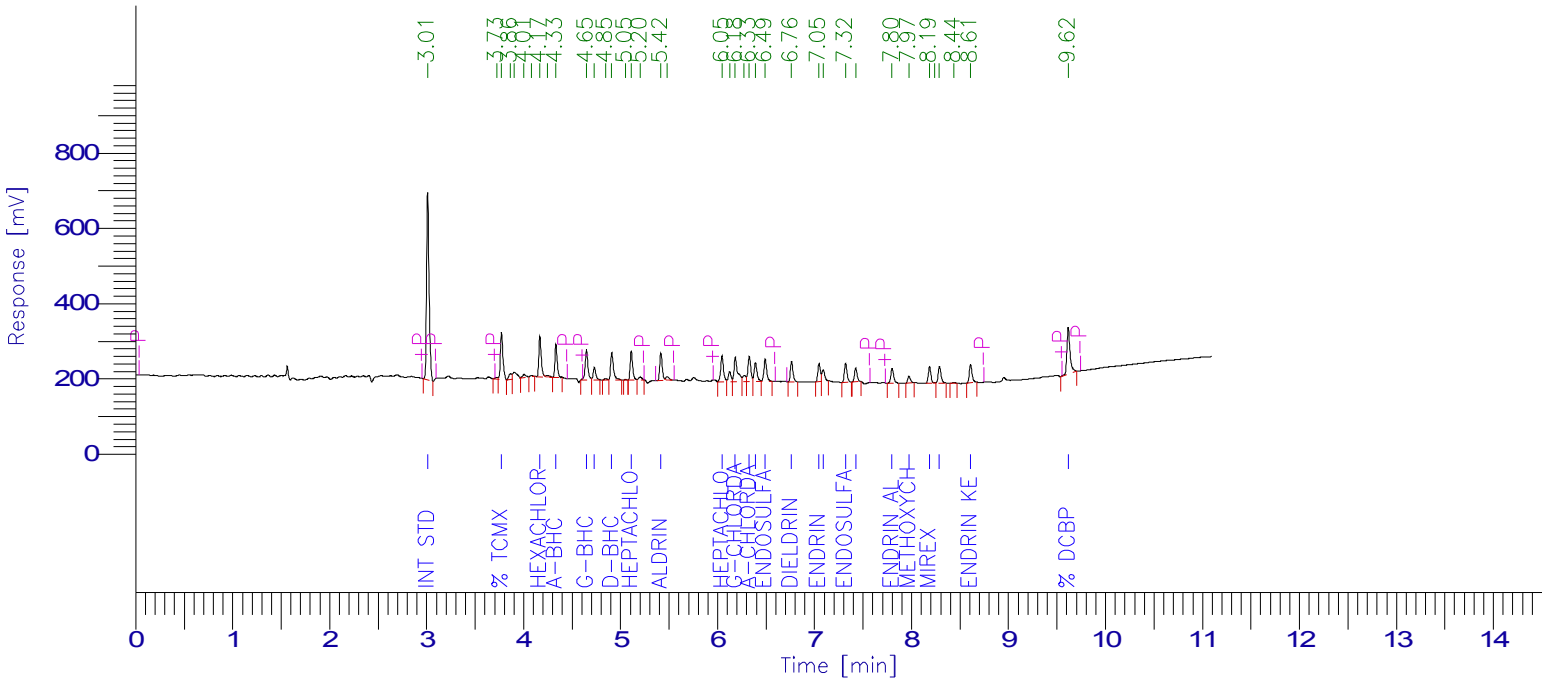

PESTICIDE REPORT

Peak #	Time [min]	Component Name	Raw Amount	Surrogate Recovery Multiplier TCMX & DCBP		Adjusted Amount for Labowrks	Area [µV·s]
1	3.010	Int Std	100.0000	250.0000	1.0000	100.0000	908488.16
3	3.772	% TCMX	23.2843	58.2108	1.0000	23.2843	228959.24
8	4.168	Hexachlorobenzene	7.1715	17.9288	1.0000	7.1715	185983.43
10	4.334	a-BHC	5.3648	13.4120	1.0000	5.3648	140886.71
11	4.648	g-BHC	5.4226	13.5565	1.0000	5.4226	152884.46
12	4.730	b-BHC	5.8239	14.5597	1.0000	5.8239	59228.10
14	4.909	d-BHC	5.8409	14.6022	1.0000	5.8409	144919.51
16	5.110	Heptachlor	5.6706	14.1766	1.0000	5.6706	136003.18
18	5.416	Aldrin	5.3787	13.4467	1.0000	5.3787	129689.07
20	6.046	Heptachlor epoxide	6.0777	15.1943	1.0000	6.0777	138766.74
22	6.184	g-Chlordane	6.3672	15.9181	1.0000	6.3672	163144.11
24	6.327	a-Chlordane	5.7522	14.3806	1.0000	5.7522	134181.91
25	6.390	4,4'-DDE	5.3342	13.3354	1.0000	5.3342	104461.07
26	6.491	Endosulfan I	5.4559	13.6397	1.0000	5.4559	115796.14
27	6.763	Dieldrin	4.9645	12.4113	1.0000	4.9645	102832.68
28	7.047	Endrin	5.1958	12.9896	1.0000	5.1958	92524.20
29	7.090	4,4'-DDD	4.1243	10.3107	1.0000	4.1243	59311.02
30	7.320	Endosulfan II	5.2848	13.2119	1.0000	5.2848	98280.38
31	7.424	4,4'-DDT	4.5376	11.3439	1.0000	4.5376	69954.54
32	7.800	Endrin aldehyde	5.4469	13.6172	1.0000	5.4469	82003.87
33	7.973	Methoxychlor	5.0087	12.5217	1.0000	5.0087	37734.60
34	8.186	Mirex	5.9059	14.7648	1.0000	5.9059	82916.58
36	8.288	Endosulfan sulfate	5.4335	13.5837	1.0000	5.4335	87130.99
38	8.609	Endrin Ketone	5.4153	13.5383	1.0000	5.4153	96955.75
39	9.615	% DCBP	21.7073	54.2682	1.0000	21.7073	277450.87
				664.9228	25.0000	265.9691	3830487.31

Client Id: Initial Calibration

Software Version: 4.1<1L22>
Date: 4/26/17 11:01 AM
Sample Name : mix 1;11n
Data File : E:\TC2017\ECD4\04-APR\425B034.RAW Date: 4/25/17 08:35 PM
Sequence File: E:\TC2017\ECD4\04-APR\PEST_SEQ.SEQ Cycle: 903 Channel : B
Instrument : AUTO4-DUAL_ECD Rack/Vial: 0/19 Operator: CE
Sample Amount : 1.0000 Dilution Factor : 1.00

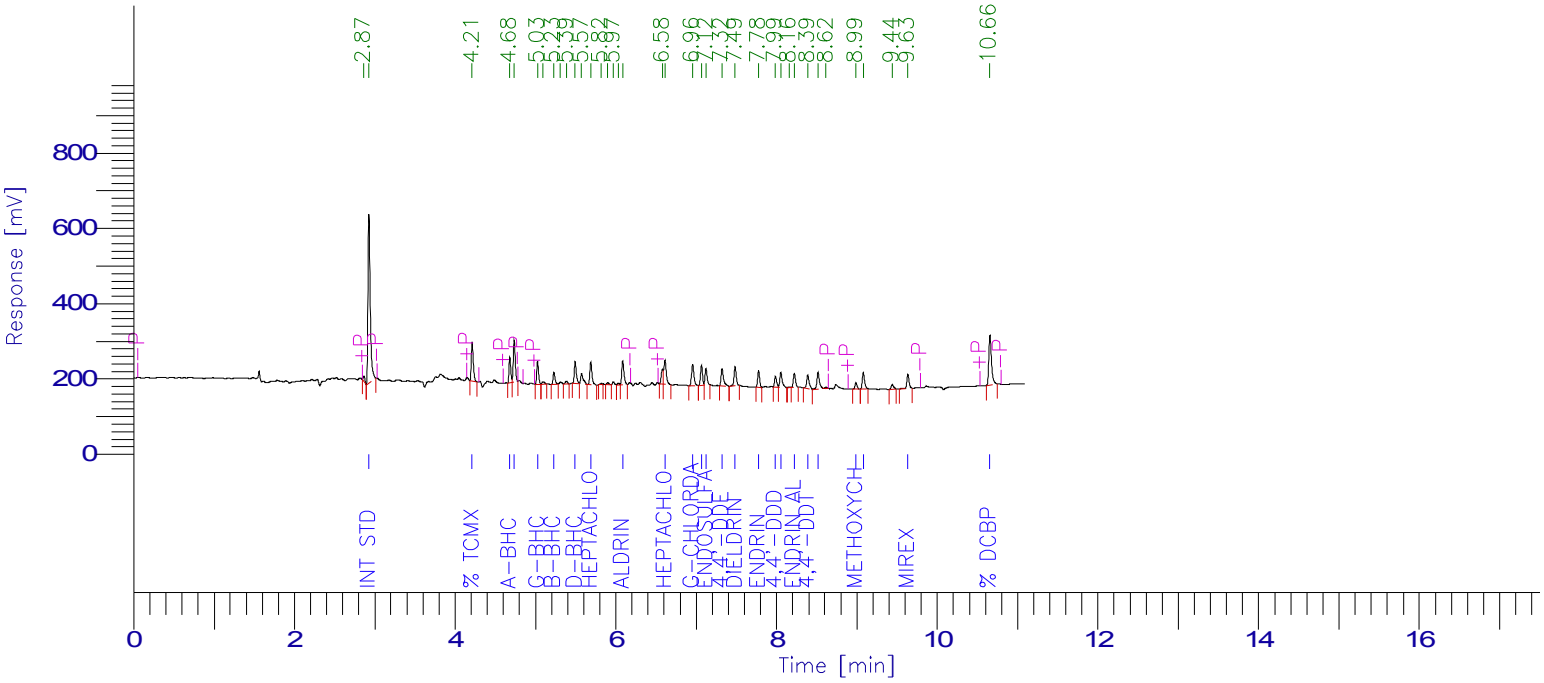

PESTICIDE REPORT

Peak #	Time [min]	Component Name	Raw Amount	Surrogate Recovery Multiplier TCMX & DCBP		Adjusted Amount for Labowrks	Area [µV·s]
2	2.926	Int Std	100.0000	250.0000	1.0000	100.0000	888263.60
3	4.212	% TCMX	22.1233	55.3081	1.0000	22.1233	178664.88
4	4.680	a-BHC	4.9831	12.4578	1.0000	4.9831	104130.06
5	4.734	Hexachlorobenzene	6.1432	15.3581	1.0000	6.1432	190770.23
6	5.026	g-BHC	4.8524	12.1309	1.0000	4.8524	95313.49
8	5.229	b-BHC	5.6832	14.2080	1.0000	5.6832	53862.85
11	5.494	d-BHC	4.9289	12.3224	1.0000	4.9289	104673.45
13	5.690	Heptachlor	5.5540	13.8850	1.0000	5.5540	114241.51
18	6.086	Aldrin	5.4248	13.5621	1.0000	5.4248	122119.85
20	6.612	Heptachlor epoxide	5.7567	14.3919	1.0000	5.7567	136193.53
21	6.955	g-Chlordane	5.4745	13.6864	1.0000	5.4745	116170.47
22	7.065	a-Chlordane	4.9877	12.4691	1.0000	4.9877	91239.73
23	7.121	Endosulfan I	4.5078	11.2696	1.0000	4.5078	80162.09
24	7.322	4,4'-DDE	5.4362	13.5905	1.0000	5.4362	101465.47
25	7.486	Dieldrin	4.8395	12.0987	1.0000	4.8395	95821.98
26	7.776	Endrin	4.9126	12.2816	1.0000	4.9126	74427.78
27	7.987	4,4'-DDD	5.0580	12.6449	1.0000	5.0580	53889.35
28	8.054	Endosulfan II	5.1797	12.9493	1.0000	5.1797	83751.63
30	8.220	Endrin aldehyde	5.4612	13.6529	1.0000	5.4612	71589.85
31	8.388	4,4'-DDT	5.6960	14.2400	1.0000	5.6960	79217.27
32	8.516	Endosulfan sulfate	6.3194	15.7986	1.0000	6.3194	100290.95
34	8.988	Methoxychlor	4.7156	11.7891	1.0000	4.7156	30487.15
35	9.080	Endrin Ketone	5.2993	13.2482	1.0000	5.2993	85963.99
37	9.634	Mirex	6.0950	15.2376	1.0000	6.0950	75254.75
38	10.655	% DCBP	22.4826	56.2064	1.0000	22.4826	305726.85
				654.7870	25.0000	261.9148	3433692.74

Client Id: Initial Calibration

Software Version: 4.1<1L22>
Date: 4/26/17 11:21 AM
Sample Name : 1a;08o
Data File : E:\TC2017\ECD4\04-APR\425A035.RAW Date: 4/25/17 08:51 PM
Sequence File: E:\TC2017\ECD4\04-APR\PEST_SEQ.SEQ Cycle: 904 Channel : A
Instrument : AUTO4-DUAL_ECD Rack/Vial: 0/20 Operator: CE
Sample Amount : 1.0000 Dilution Factor : 1.00

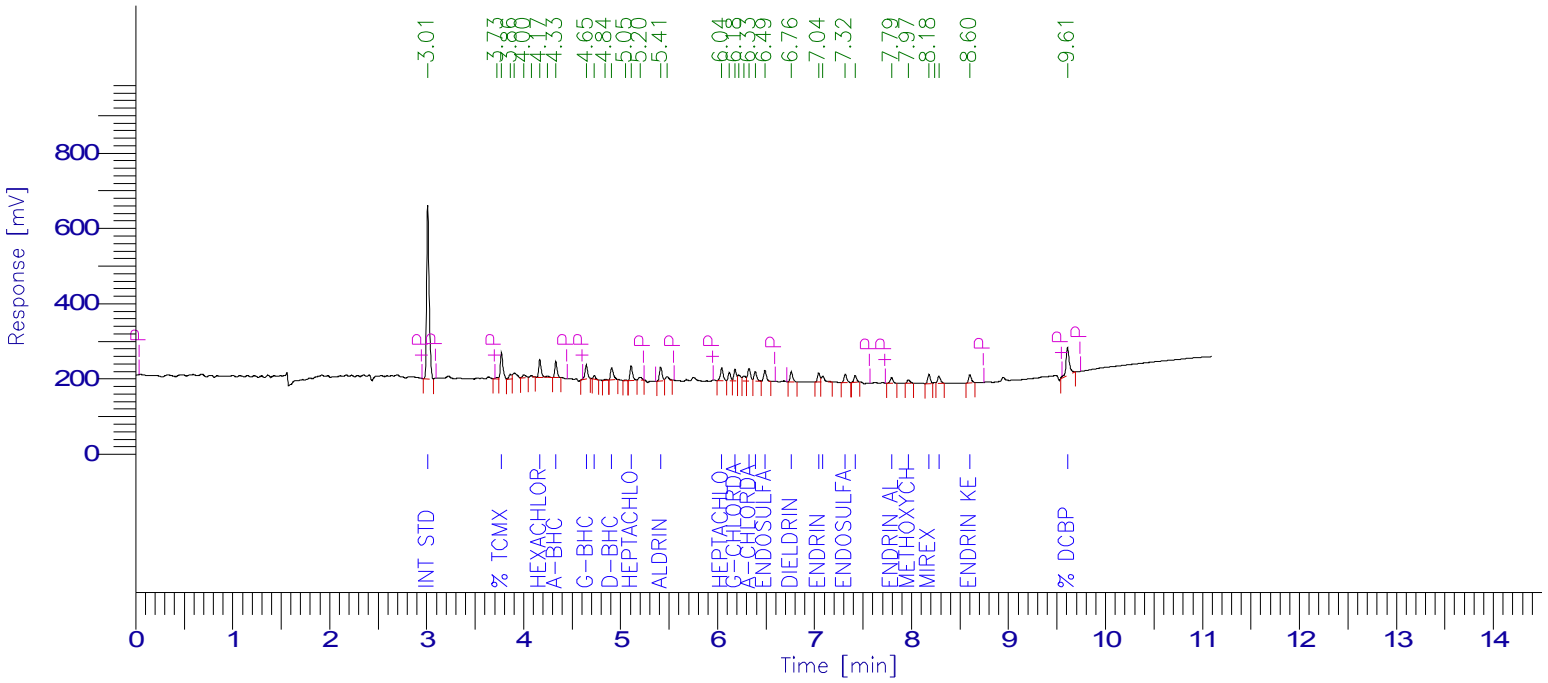

PESTICIDE REPORT

Peak #	Time [min]	Component Name	Raw Amount	Surrogate Recovery TCMX & DCBP	Multiplier	Adjusted Amount for Labowrks	Area [µV·s]
1	3.011	Int Std	100.0000	250.0000	1.0000	100.0000	835133.12
3	3.771	% TCMX	14.4321	36.0803	1.0000	14.4321	130454.92
8	4.166	Hexachlorobenzene	3.4218	8.5545	1.0000	3.4218	81574.83
10	4.333	a-BHC	2.9462	7.3655	1.0000	2.9462	71124.25
11	4.646	g-BHC	2.6618	6.6546	1.0000	2.6618	68988.09
12	4.728	b-BHC	1.6782	4.1956	1.0000	1.6782	15689.36
14	4.908	d-BHC	2.8121	7.0302	1.0000	2.8121	64137.55
16	5.109	Heptachlor	3.2181	8.0454	1.0000	3.2181	70950.93
18	5.413	Aldrin	2.9997	7.4992	1.0000	2.9997	66487.44
20	6.044	Heptachlor epoxide	3.3167	8.2917	1.0000	3.3167	69612.49
22	6.180	g-Chlordane	2.4925	6.2312	1.0000	2.4925	58706.59
25	6.325	a-Chlordane	3.2482	8.1204	1.0000	3.2482	69652.12
26	6.388	4,4'-DDE	2.8907	7.2267	1.0000	2.8907	52038.41
27	6.488	Endosulfan I	2.9133	7.2832	1.0000	2.9133	56838.71
28	6.760	Dieldrin	2.6509	6.6273	1.0000	2.6509	50476.16
29	7.043	Endrin	2.8618	7.1546	1.0000	2.8618	46846.80
30	7.085	4,4'-DDD	2.7654	6.9134	1.0000	2.7654	36557.75
31	7.317	Endosulfan II	2.5734	6.4335	1.0000	2.5734	43993.09
32	7.419	4,4'-DDT	2.4282	6.0705	1.0000	2.4282	34412.14
33	7.794	Endrin aldehyde	2.2598	5.6495	1.0000	2.2598	31274.78
34	7.968	Methoxychlor	2.8095	7.0237	1.0000	2.8095	19457.07
35	8.180	Mirex	3.3109	8.2773	1.0000	3.3109	42730.67
37	8.283	Endosulfan sulfate	2.4286	6.0715	1.0000	2.4286	35800.09
38	8.602	Endrin Ketone	2.5387	6.3467	1.0000	2.5387	41782.57
39	9.608	% DCBP	15.1335	37.8337	1.0000	15.1335	177809.61
			476.9801	25.0000		190.7921	2272529.54

Client Id: Initial Calibration

Software Version: 4.1<1L22>
Date: 4/26/17 11:03 AM
Sample Name : 1a;08o
Data File : E:\TC2017\ECD4\04-APR\425B035.RAW Date: 4/25/17 08:51 PM
Sequence File: E:\TC2017\ECD4\04-APR\PEST_SEQ.SEQ Cycle: 904 Channel : B
Instrument : AUTO4-DUAL_ECD Rack/Vial: 0/20 Operator: CE
Sample Amount : 1.0000 Dilution Factor : 1.00

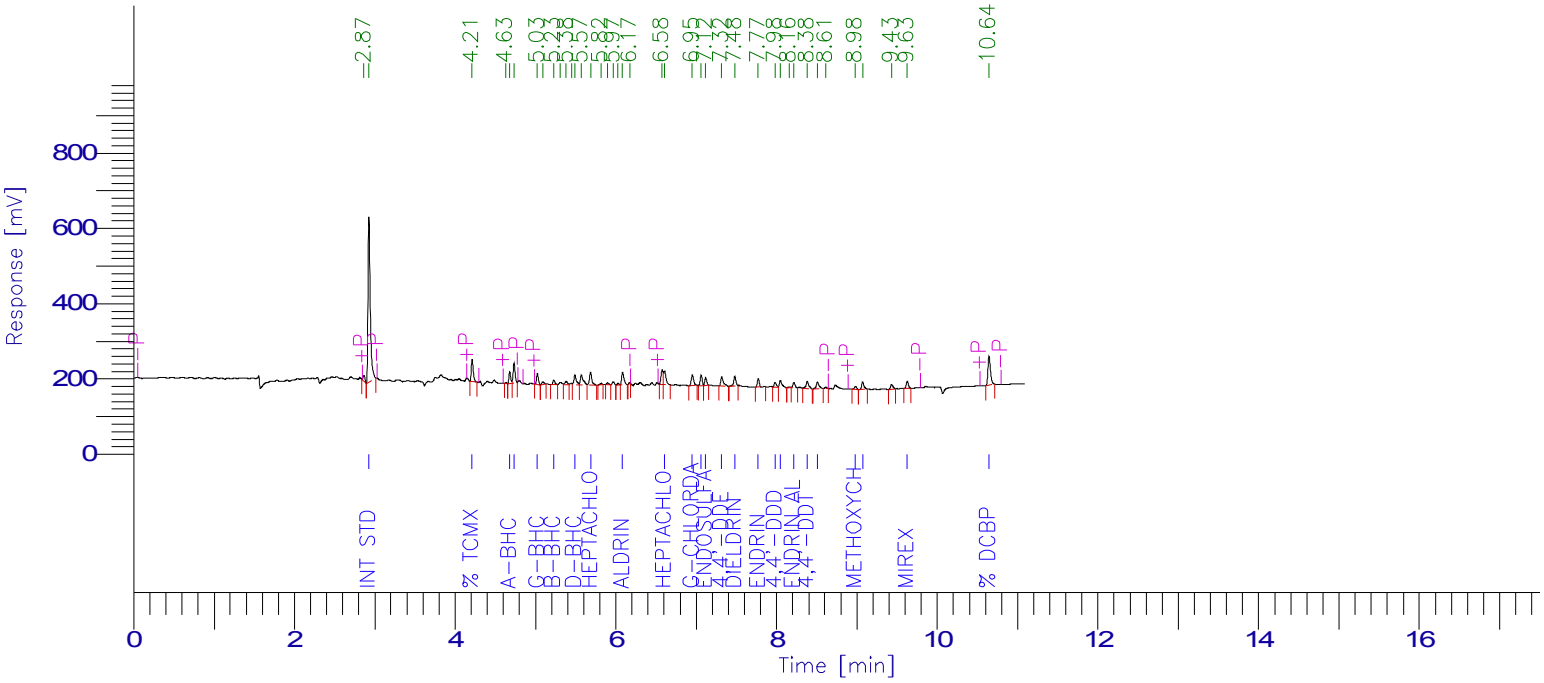

PESTICIDE REPORT

Peak #	Time [min]	Component Name	Raw Amount	Surrogate Recovery Multiplier TCMX & DCBP		Adjusted Amount for Labowrks	Area [µV·s]
2	2.926	Int Std	100.0000	250.0000	1.0000	100.0000	860159.63
3	4.211	% TCMX	12.8884	32.2210	1.0000	12.8884	100791.97
5	4.678	a-BHC	2.2958	5.7395	1.0000	2.2958	46456.97
6	4.733	Hexachlorobenzene	2.8543	7.1358	1.0000	2.8543	85833.27
7	5.025	g-BHC	2.4001	6.0003	1.0000	2.4001	45653.22
9	5.227	b-BHC	2.3818	5.9545	1.0000	2.3818	21859.51
13	5.491	d-BHC	2.8284	7.0711	1.0000	2.8284	58165.31
15	5.687	Heptachlor	3.7225	9.3063	1.0000	3.7225	74147.00
20	6.084	Aldrin	3.0871	7.7177	1.0000	3.0871	67295.34
23	6.607	Heptachlor epoxide	3.1209	7.8022	1.0000	3.1209	71498.25
24	6.951	g-Chlordane	2.8360	7.0900	1.0000	2.8360	58276.16
25	7.062	a-Chlordane	2.5886	6.4715	1.0000	2.5886	45855.57
26	7.117	Endosulfan I	1.9388	4.8470	1.0000	1.9388	33386.70
27	7.318	4,4'-DDE	3.1850	7.9626	1.0000	3.1850	57567.34
28	7.481	Dieldrin	2.5576	6.3941	1.0000	2.5576	49038.73
29	7.772	Endrin	2.3336	5.8341	1.0000	2.3336	34236.63
30	7.982	4,4'-DDD	2.4419	6.1048	1.0000	2.4419	25193.72
31	8.049	Endosulfan II	2.7716	6.9289	1.0000	2.7716	43396.10
33	8.215	Endrin aldehyde	2.0936	5.2339	1.0000	2.0936	26576.24
34	8.382	4,4'-DDT	3.2691	8.1729	1.0000	3.2691	44027.26
35	8.510	Endosulfan sulfate	2.8996	7.2490	1.0000	2.8996	44561.35
37	8.981	Methoxychlor	2.2824	5.7059	1.0000	2.2824	14289.02
38	9.072	Endrin Ketone	2.4311	6.0778	1.0000	2.4311	38189.67
40	9.627	Mirex	2.9671	7.4177	1.0000	2.9671	35475.38
41	10.644	% DCBP	13.0148	32.5369	1.0000	13.0148	171380.37
				462.9757	25.0000	185.1903	2153310.72

7D-DEG
PESTICIDE DEGRADATION STANDARD

Lab Name: Phoenix Environmental Client: NETC

Lab Code: Phoenix Case No.: SAS No.: SDG No.: GBY06958

GC Col A: ZB MR1 ID: 0.53 (mm) Date Analyzed: 04/25/17

Instrument: ECD4 Time Analyzed: 21:07

File: 425A036

ENDRIN BREAKDOWN

Compounds	Area
Endrin	910559.32
Endrin Aldehyde	11180.09
Endrin Ketone	44720.92
Total Area	966460.33

Endrin Ketone	44720.92
Endrin Aldehyde	11180.09
Breakdown Area	55901.01

Endrin Breakdown %	**5.8**	Breakdown Area / Total Area Must be < 15%

DDT BREAKDOWN

Compounds	Area
DDT	1417356.89
DDE	6814.78
DDD	0.00
Total Area	1424171.67

DDE	0.00
DDD	6814.78
Breakdown Area	6814.78

DDT Breakdown %	**0.5**	Breakdown Area / Total Area Must be < 15%

FORM VII PEST DEG

7D-DEG
PESTICIDE DEGRADATION STANDARD

Lab Name: Phoenix Environmental Client: NETC

Lab Code: Phoenix Case No.: SAS No.: SDG No.: GBY06958

GC Col B: ZB MR2 ID: 0.53 (mm) Date Analyzed: 04/25/17

Instrument: ECD4 Time Analyzed: 21:07

File: 425B036

ENDRIN BREAKDOWN

Compounds	Area
Endrin	756134.45
Endrin Aldehyde	12556.54
Endrin Ketone	40494.02
Total Area	809185.01

Endrin Ketone	40494.02
Endrin Aldehyde	12556.54
Breakdown Area	53050.56

Endrin Breakdown %	**6.6**	Breakdown Area / Total Area Must be < 15%

DDT BREAKDOWN

Compounds	Area
DDT	1252643.02
DDE	0.00
DDD	0.00
Total Area	1252643.02

DDE	0.00
DDD	0.00
Breakdown Area	0.00

DDT Breakdown %	**0.0**	Breakdown Area / Total Area Must be < 15%

FORM VII PEST DEG

Client Id: Initial Calibration

Software Version: 4.1<1L22>
Date: 4/26/17 11:21 AM
Sample Name : deg std/1g;10u
Data File   : E:\TC2017\ECD4\04-APR\425A036.RAW   Date: 4/25/17 09:07 PM
Sequence File: E:\TC2017\ECD4\04-APR\PEST_SEQ.SEQ   Cycle: 905   Channel : A
Instrument   : AUTO4-DUAL_ECD   Rack/Vial: 0/21   Operator: CE
Sample Amount   : 1.0000   Dilution Factor : 1.00

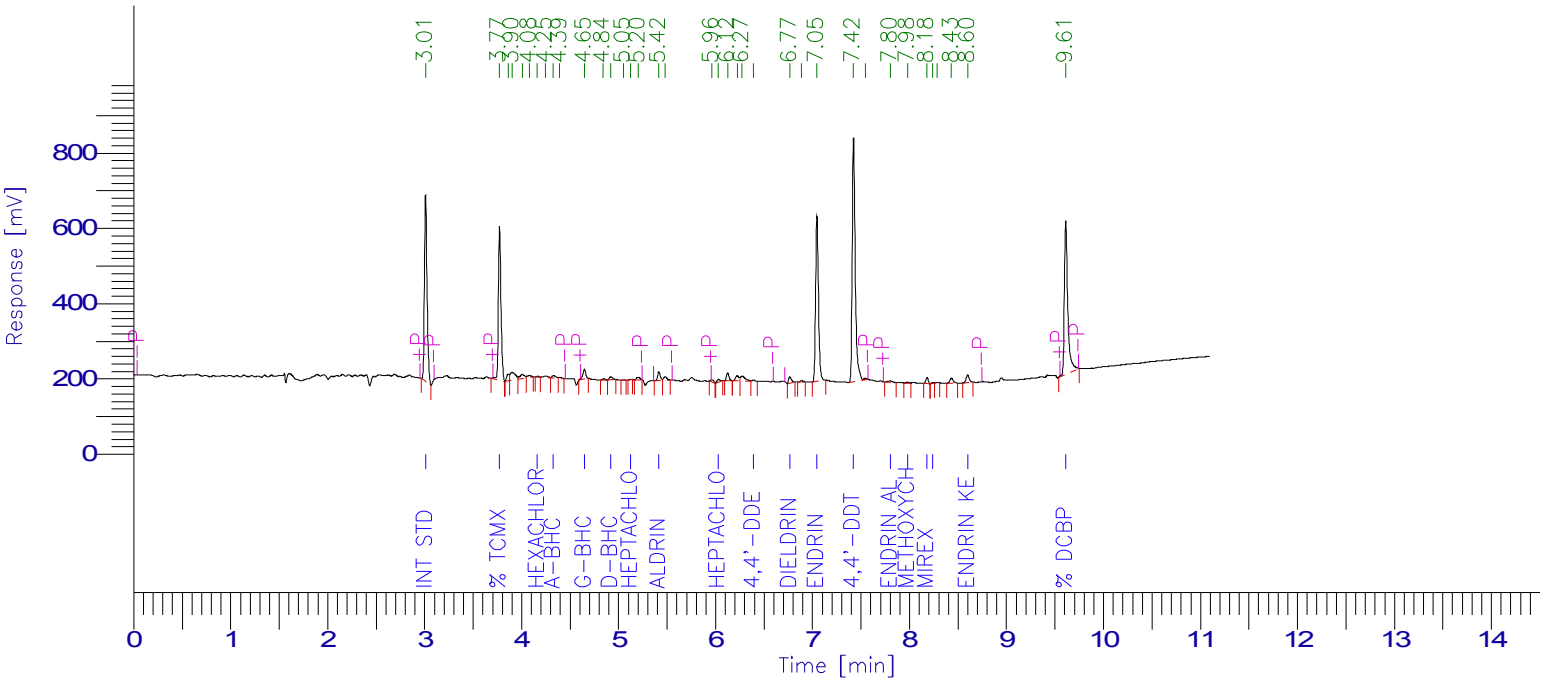

PESTICIDE REPORT

Peak #	Time [min]	Component Name	Raw Amount	Surrogate Recovery Multiplier TCMX & DCBP	Adjusted Amount for Labowrks	Area [µV·s]
1	3.010	Int Std	100.0000	250.0000	1.0000	100.0000	935117.34
2	3.772	% TCMX	75.4829	188.7073	1.0000	75.4829	763993.56
7	4.164	Hexachlorobenzene	0.1469	0.3673	1.0000	0.1469	3921.84
9	4.329	a-BHC	0.6537	1.6342	1.0000	0.6537	17670.03
11	4.647	g-BHC	1.9562	4.8906	1.0000	1.9562	56770.72
0	4.729	b-BHC	0.0000	0.0000	1.0000	0.0000	0.00
13	4.918	d-BHC	0.7109	1.7772	1.0000	0.7109	18154.26
15	5.124	Heptachlor	0.1078	0.2696	1.0000	0.1078	2662.26
17	5.416	Aldrin	1.7564	4.3909	1.0000	1.7564	43590.04
20	6.029	Heptachlor epoxide	0.6575	1.6437	1.0000	0.6575	15451.75
0	6.181	g-Chlordane	0.0000	0.0000	1.0000	0.0000	0.00
0	6.325	a-Chlordane	0.0000	0.0000	1.0000	0.0000	0.00
24	6.391	4,4'-DDE	0.3381	0.8452	1.0000	0.3381	6814.78
0	6.490	Endosulfan I	0.0000	0.0000	1.0000	0.0000	0.00
25	6.765	Dieldrin	1.5699	3.9248	1.0000	1.5699	33471.32
27	7.046	Endrin	49.6776	124.1939	1.0000	49.6776	910559.32
0	7.088	4,4'-DDD	0.0000	0.0000	1.0000	0.0000	0.00
0	7.317	Endosulfan II	0.0000	0.0000	1.0000	0.0000	0.00
28	7.423	4,4'-DDT	89.3182	223.2955	1.0000	89.3182	1417356.89
30	7.800	Endrin aldehyde	0.7215	1.8036	1.0000	0.7215	11180.09
31	7.979	Methoxychlor	0.4881	1.2203	1.0000	0.4881	3785.18
32	8.181	Mirex	1.9329	4.8323	1.0000	1.9329	27932.82
33	8.241	Endosulfan sulfate	0.3921	0.9803	1.0000	0.3921	6472.52
36	8.599	Endrin Ketone	2.4267	6.0667	1.0000	2.4267	44720.92
37	9.610	% DCBP	74.1755	185.4387	1.0000	74.1755	975860.40
			1006.2821	25.0000	402.5128	5295486.04

Client Id: Initial Calibration

Software Version: 4.1<1L22>
Date: 4/26/17 11:06 AM
Sample Name : deg std/1g;10u
Data File : E:\TC2017\ECD4\04-APR\425B036.RAW Date: 4/25/17 09:07 PM
Sequence File: E:\TC2017\ECD4\04-APR\PEST_SEQ.SEQ Cycle: 905 Channel : B
Instrument : AUTO4-DUAL_ECD Rack/Vial: 0/21 Operator: CE
Sample Amount : 1.0000 Dilution Factor : 1.00

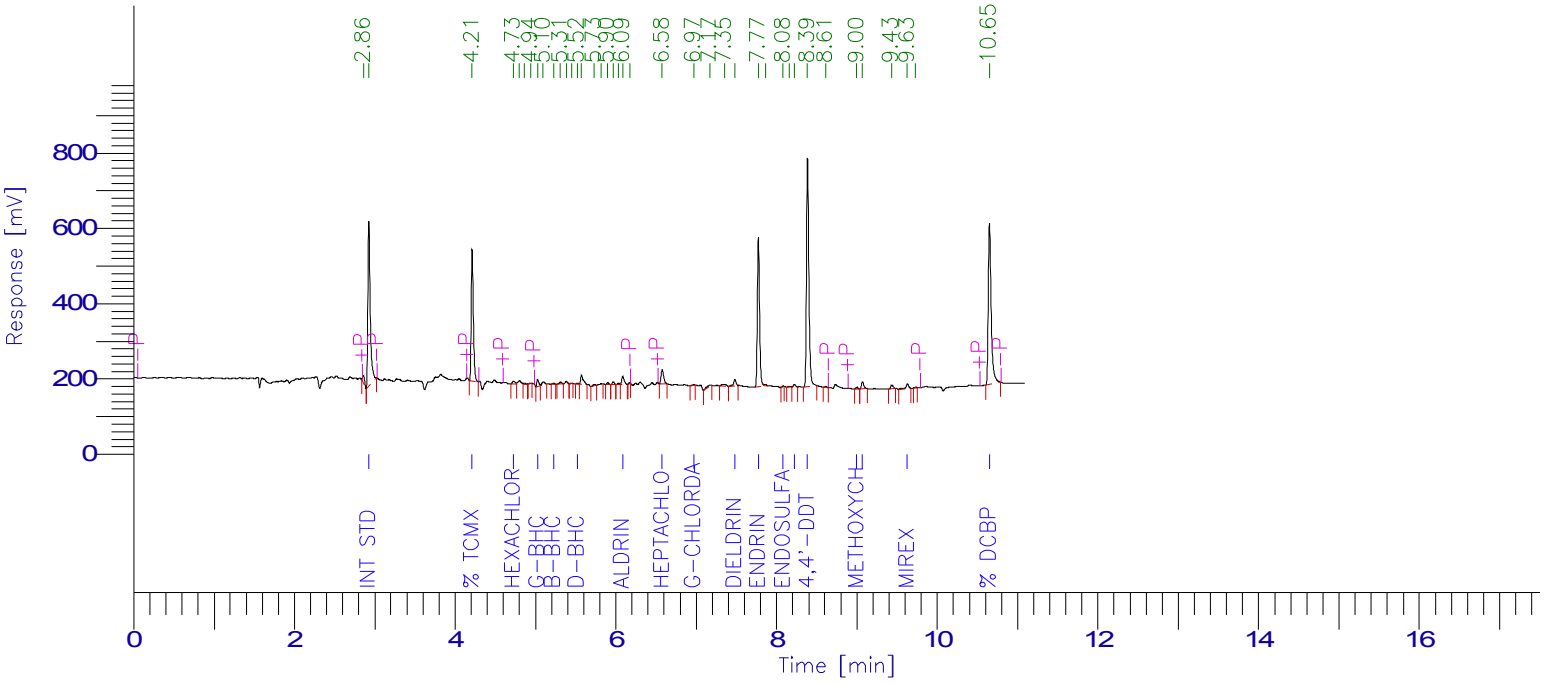

PESTICIDE REPORT

Peak #	Time [min]	Component Name	Raw Amount	Surrogate Recovery Multiplier TCMX & DCBP		Adjusted Amount for Labowrks	Area [µV·s]
2	2.926	Int Std	100.0000	250.0000	1.0000	100.0000	896388.78
3	4.212	% TCMX	78.8113	197.0282	1.0000	78.8113	642293.07
0	4.680	a-BHC	0.0000	0.0000	1.0000	0.0000	0.00
4	4.728	Hexachlorobenzene	0.5598	1.3996	1.0000	0.5598	17544.36
8	5.027	g-BHC	1.6459	4.1149	1.0000	1.6459	32626.61
10	5.227	b-BHC	0.3630	0.9075	1.0000	0.3630	3471.69
14	5.523	d-BHC	0.1758	0.4395	1.0000	0.1758	3767.95
0	5.689	Heptachlor	0.0000	0.0000	1.0000	0.0000	0.00
21	6.086	Aldrin	2.0792	5.1981	1.0000	2.0792	47234.46
23	6.577	Heptachlor epoxide	3.5541	8.8852	1.0000	3.5541	84851.35
24	6.970	g-Chlordane	0.1370	0.3425	1.0000	0.1370	2933.52
0	7.063	a-Chlordane	0.0000	0.0000	1.0000	0.0000	0.00
0	7.118	Endosulfan I	0.0000	0.0000	1.0000	0.0000	0.00
0	7.320	4,4'-DDE	0.0000	0.0000	1.0000	0.0000	0.00
27	7.483	Dieldrin	1.7924	4.4811	1.0000	1.7924	35814.62
28	7.774	Endrin	49.4565	123.6411	1.0000	49.4565	756134.45
0	7.984	4,4'-DDD	0.0000	0.0000	1.0000	0.0000	0.00
30	8.084	Endosulfan II	0.1713	0.4282	1.0000	0.1713	2795.01
32	8.221	Endrin aldehyde	0.9492	2.3729	1.0000	0.9492	12556.54
33	8.385	4,4'-DDT	89.2529	223.1322	1.0000	89.2529	1252643.02
0	8.512	Endosulfan sulfate	0.0000	0.0000	1.0000	0.0000	0.00
35	9.000	Methoxychlor	1.0107	2.5268	1.0000	1.0107	6594.22
36	9.070	Endrin Ketone	2.4736	6.1841	1.0000	2.4736	40494.02
38	9.629	Mirex	2.6246	6.5614	1.0000	2.6246	32701.83
40	10.649	% DCBP	78.6830	196.7074	1.0000	78.6830	1079749.03
			1034.3508	25.0000		413.7403	4950594.54

7D-DEG
PESTICIDE DEGRADATION STANDARD

Lab Name: Phoenix Environmental Client: NETC

Lab Code: Phoenix Case No.: SAS No.: SDG No.: GBY06958

GC Col A: ZB MR1 ID: 0.53 (mm) Date Analyzed: 04/25/17

Instrument: ECD35 Time Analyzed: 18:55

File: 425A034

ENDRIN BREAKDOWN

Compounds	Area
Endrin	439995.02
Endrin Aldehyde	5354.62
Endrin Ketone	18775.43
Total Area	464125.07

Endrin Ketone	18775.43
Endrin Aldehyde	5354.62
Breakdown Area	24130.05

Endrin Breakdown %	**5.2**	Breakdown Area / Total Area Must be < 15%

DDT BREAKDOWN

Compounds	Area
DDT	707929.37
DDE	0.00
DDD	0.00
Total Area	707929.37

DDE	0.00
DDD	0.00
Breakdown Area	0.00

DDT Breakdown %	**0.0**	Breakdown Area / Total Area Must be < 15%

FORM VII PEST DEG

7D-DEG
PESTICIDE DEGRADATION STANDARD

Lab Name: Phoenix Environmental Client: NETC

Lab Code: Phoenix Case No.: SAS No.: SDG No.: GBY06958

GC Col B: ZB MR2 ID: 0.53 (mm) Date Analyzed: 04/25/17

Instrument: ECD35 Time Analyzed: 18:55

File: 425B034

ENDRIN BREAKDOWN

Compounds	Area
Endrin	541559.97
Endrin Aldehyde	8835.14
Endrin Ketone	40034.81
Total Area	590429.92

Endrin Ketone	40034.81
Endrin Aldehyde	8835.14
Breakdown Area	48869.95

Endrin Breakdown %	**8.3**	Breakdown Area / Total Area Must be < 15%

DDT BREAKDOWN

Compounds	Area
DDT	731043.19
DDE	0.00
DDD	25628.65
Total Area	756671.84

DDE	25628.65
DDD	0.00
Breakdown Area	25628.65

DDT Breakdown %	**3.4**	Breakdown Area / Total Area Must be < 15%

FORM VII PEST DEG

Client Id: Degradation Standard

Software Version: 4.1<1L22>
Date: 4/26/17 09:42 AM
Sample Name : DEG STD;10U
Data File   : E:\TC2017\ECD35\04-APR\425A034.RAW   Date: 4/25/17 06:55 PM
Sequence File: E:\TC2017\ECD35\04-APR\PEST_SEQ.SEQ   Cycle: 765   Channel : A
Instrument   : AUTO_ECD35   Rack/Vial: 0/27   Operator: ce
Sample Amount   : 1.0000   Dilution Factor : 1.00

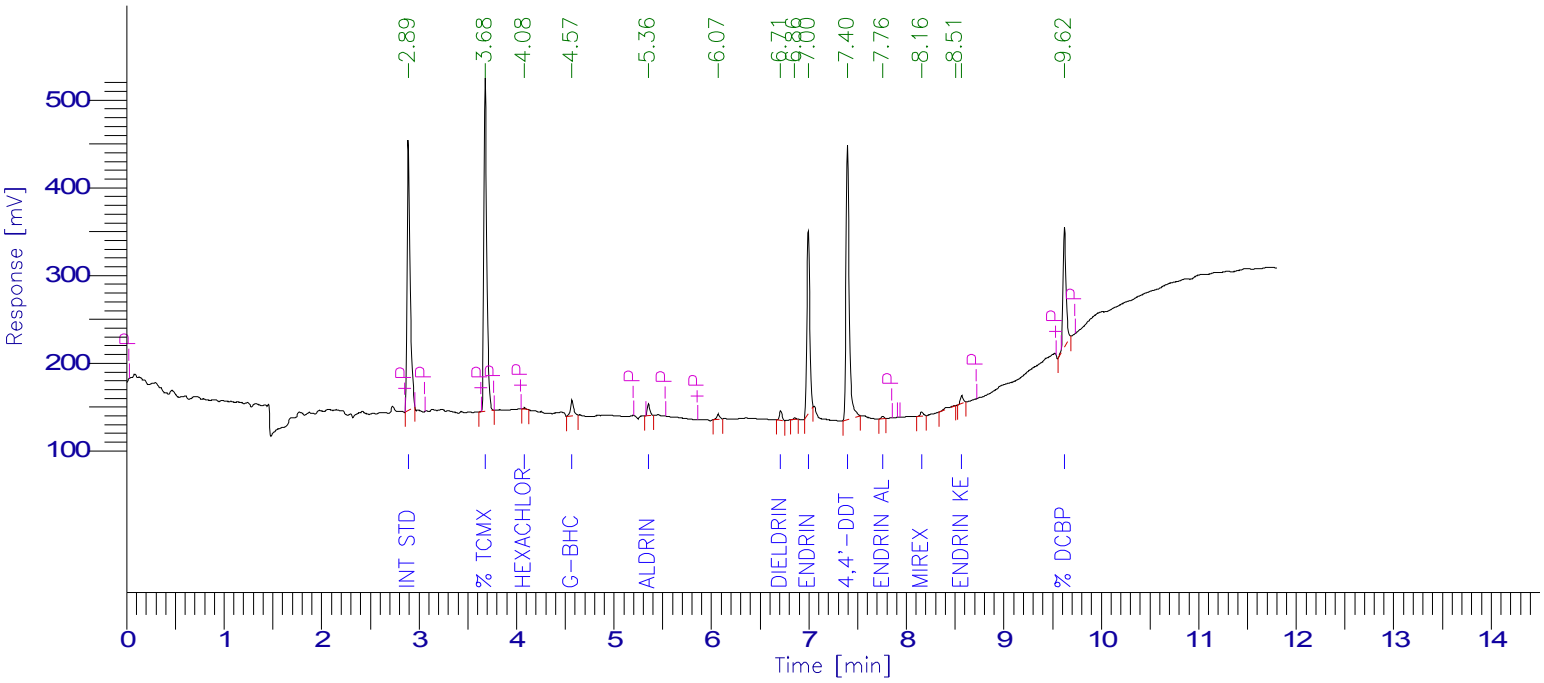

PESTICIDE REPORT

Peak #	Time [min]	Component Name	Raw Amount	Surrogate Recovery Multiplier TCMX & DCBP	Adjusted Amount for Labowrks	Area [µV·s]
1	2.892	Int Std	100.0000	250.0000	1.0000	100.0000	662135.69
2	3.680	% TCMX	76.8124	192.0309	1.0000	76.8124	778703.36
3	4.084	Hexachlorobenzene	0.1768	0.4419	1.0000	0.1768	2611.12
0	4.269	a-BHC	0.0000	0.0000	1.0000	0.0000	0.00
4	4.570	g-BHC	2.3890	5.9725	1.0000	2.3890	41348.20
0	4.674	b-BHC	0.0000	0.0000	1.0000	0.0000	0.00
0	4.855	d-BHC	0.0000	0.0000	1.0000	0.0000	0.00
0	5.066	Heptachlor	0.0000	0.0000	1.0000	0.0000	0.00
5	5.356	Aldrin	1.5687	3.9218	1.0000	1.5687	24802.85
0	6.008	Heptachlor epoxide	0.0000	0.0000	1.0000	0.0000	0.00
0	6.148	g-Chlordane	0.0000	0.0000	1.0000	0.0000	0.00
0	6.293	a-Chlordane	0.0000	0.0000	1.0000	0.0000	0.00
0	6.367	4,4'-DDE	0.0000	0.0000	1.0000	0.0000	0.00
0	6.452	Endosulfan I	0.0000	0.0000	1.0000	0.0000	0.00
7	6.712	Dieldrin	1.5508	3.8770	1.0000	1.5508	20584.12
9	6.995	Endrin	39.3596	98.3991	1.0000	39.3596	439995.02
0	7.070	4,4'-DDD	0.0000	0.0000	1.0000	0.0000	0.00
0	7.282	Endosulfan II	0.0000	0.0000	1.0000	0.0000	0.00
10	7.397	4,4'-DDT	76.3654	190.9134	1.0000	76.3654	707929.37
11	7.756	Endrin aldehyde	0.7268	1.8170	1.0000	0.7268	5354.62
0	7.965	Methoxychlor	0.0000	0.0000	1.0000	0.0000	0.00
12	8.158	Mirex	1.4877	3.7192	1.0000	1.4877	9878.64
0	8.262	Endosulfan sulfate	0.0000	0.0000	1.0000	0.0000	0.00
14	8.570	Endrin Ketone	2.1369	5.3422	1.0000	2.1369	18775.43
15	9.622	% DCBP	53.7819	134.4546	1.0000	53.7819	294271.33
				890.8897	25.0000	356.3559	3006389.76

Client Id: Degradation Standard

Software Version: 4.1<1L22>
Date: 4/26/17 09:42 AM
Sample Name : DEG STD;10U
Data File : E:\TC2017\ECD35\04-APR\425B034.RAW Date: 4/25/17 06:55 PM
Sequence File: E:\TC2017\ECD35\04-APR\PEST_SEQ.SEQ Cycle: 765 Channel : B
Instrument : AUTO_ECD35 Rack/Vial: 0/27 Operator: ce
Sample Amount : 1.0000 Dilution Factor : 1.00

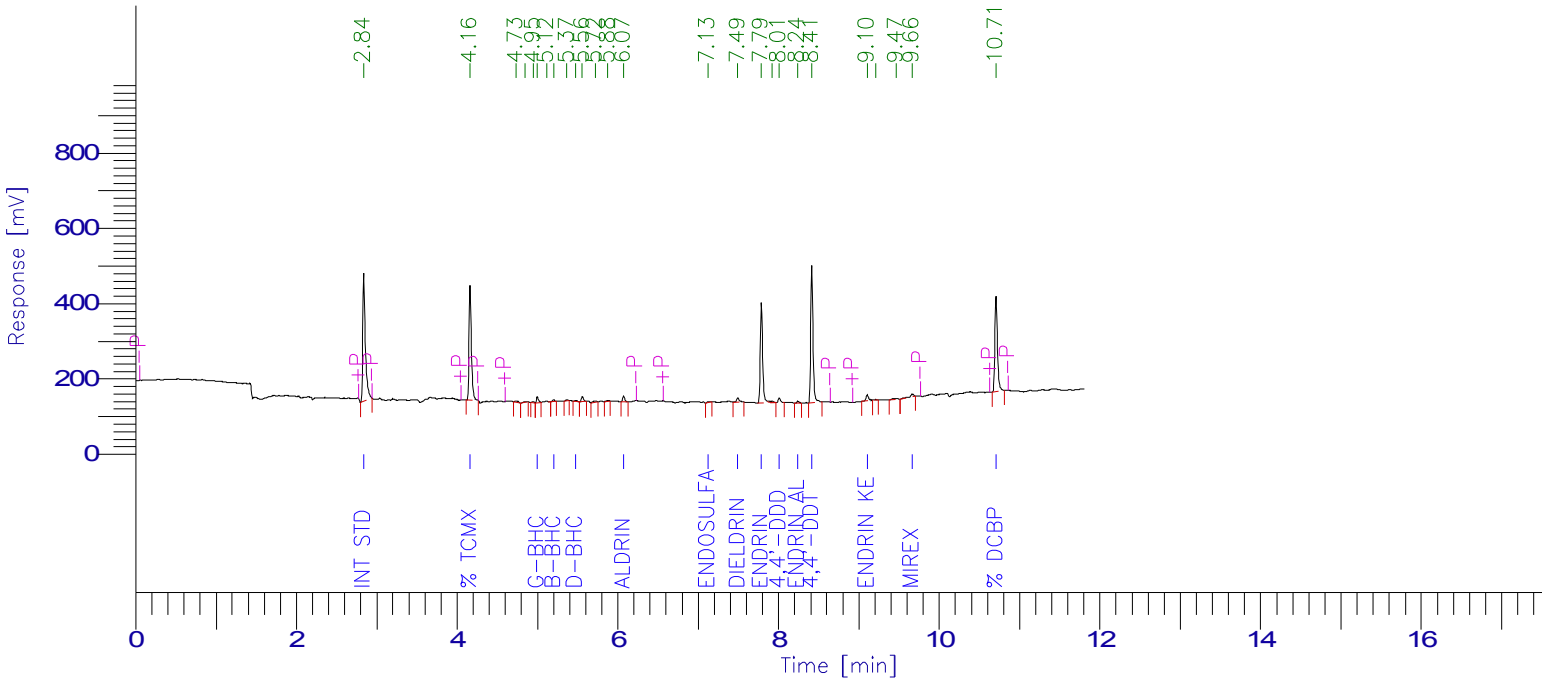

PESTICIDE REPORT

Peak #	Time [min]	Component Name	Raw Amount	Surrogate Recovery Multiplier TCMX & DCBP		Adjusted Amount for Labowrks	Area [µV·s]
1	2.839	Int Std	100.0000	250.0000	1.0000	100.0000	771219.68
2	4.162	% TCMX	77.9156	194.7890	1.0000	77.9156	622923.58
0	4.662	a-BHC	0.0000	0.0000	1.0000	0.0000	0.00
0	4.715	Hexachlorobenzene	0.0000	0.0000	1.0000	0.0000	0.00
6	4.998	g-BHC	2.0572	5.1429	1.0000	2.0572	30753.44
8	5.202	b-BHC	1.2559	3.1397	1.0000	1.2559	9877.12
10	5.477	d-BHC	0.2994	0.7484	1.0000	0.2994	5844.57
0	5.687	Heptachlor	0.0000	0.0000	1.0000	0.0000	0.00
14	6.072	Aldrin	1.6537	4.1343	1.0000	1.6537	27373.26
0	6.627	Heptachlor epoxide	0.0000	0.0000	1.0000	0.0000	0.00
0	6.973	g-Chlordane	0.0000	0.0000	1.0000	0.0000	0.00
0	7.086	a-Chlordane	0.0000	0.0000	1.0000	0.0000	0.00
15	7.126	Endosulfan I	0.4024	1.0060	1.0000	0.4024	5436.95
0	7.351	4,4'-DDE	0.0000	0.0000	1.0000	0.0000	0.00
16	7.493	Dieldrin	1.7280	4.3199	1.0000	1.7280	24838.90
17	7.786	Endrin	45.7001	114.2503	1.0000	45.7001	541559.97
19	8.009	4,4'-DDD	3.0375	7.5938	1.0000	3.0375	25628.65
0	8.080	Endosulfan II	0.0000	0.0000	1.0000	0.0000	0.00
20	8.240	Endrin aldehyde	1.0607	2.6518	1.0000	1.0607	8835.14
21	8.413	4,4'-DDT	90.0790	225.1976	1.0000	90.0790	731043.19
0	8.547	Endosulfan sulfate	0.0000	0.0000	1.0000	0.0000	0.00
0	9.030	Methoxychlor	0.0000	0.0000	1.0000	0.0000	0.00
22	9.104	Endrin Ketone	4.2026	10.5066	1.0000	4.2026	40034.81
25	9.662	Mirex	3.3338	8.3345	1.0000	3.3338	20999.58
26	10.705	% DCBP	73.9095	184.7737	1.0000	73.9095	563760.92
				1016.5885	25.0000	406.6354	3430129.77

7D
PESTICIDE CALIBRATION VERIFICATION SUMMARY
Confirmation

Lab Name: Phoenix Environmental Client: NETC

Lab Code: Phoenix Case No.: SAS No.: SDG No.: GBY06958

GC Col A: CLP ID: 0.53 (mm) Init. Calib. Date(s): 04/19/17 04/19/17

EPA Sample No.(PIBLK): HEX Date Analyzed: 04/25/17

LAB Sample ID (PIBLK): HEX - 425A032 Time Analyzed: 18:21

EPA Sample No.(PEM): Date Analyzed:

LAB Sample ID (PEM): Time Analyzed:

Instrument: ECD35 File: 425A032

COMPOUND	RT	RT WINDOW FROM	RT WINDOW TO	CALC AMOUNT ppb	NOM AMOUNT ppb	% D		CF
alpha-BHC		4.28	4.38	1.0U				
beta-BHC	4.65	4.69	4.79	6.1				
delta-BHC		4.87	4.97	3.3U				
gamma-BHC (Lindane)		4.61	4.71	1.0U				
Heptachlor		5.08	5.18	3.3U				
Aldrin		5.39	5.49	1.0U				
Heptachlor Epoxide		6.02	6.16	3.3U				
Endosulfan I		6.47	6.61	3.3U				
Dieldrin		6.75	6.89	1.0U				
4,4' -DDE		6.38	6.52	1.7U				
Endrin		7.04	7.18	3.3U				
Endosulfan II		7.31	7.45	3.3U				
4,4' -DDD		7.09	7.23	1.7U				
Endosulfan Sulfate		8.28	8.42	3.3U				
4,4' -DDT		7.42	7.56	1.7U				
Methoxychlor		7.97	8.11	3.3U				
Endrin ketone		8.60	8.74	3.3U				
Endrin Aldehyde		7.79	7.93	3.3U				
alpha-Chlordane		6.30	6.44	3.3U				
gamma-Chlordane		6.16	6.30	3.3U				

QC LIMITS:
%D must be less than or equal to 20% (*) Criteria exceeded. CF=Calibration/Response Factor
Both channels need to have the compound detected for a concentration to be reported on either channel.

FORM VII PEST

7D
PESTICIDE CALIBRATION VERIFICATION SUMMARY
Primary

Lab Name: Phoenix Environmental Client: NETC

Lab Code: Phoenix Case No.: SAS No.: SDG No.: GBY06958

GC Col B: rtx-440 ID: 0.32 (mm) Init. Calib. Date(s): 04/19/17 04/19/17

EPA Sample No.(PIBLK): HEX Date Analyzed: 04/25/17

LAB Sample ID (PIBLK): HEX - 425B032 Time Analyzed: 18:21

EPA Sample No.(PEM): Date Analyzed:

LAB Sample ID (PEM): Time Analyzed:

Instrument: ECD35 File: 425B032

COMPOUND	RT	RT WINDOW FROM	RT WINDOW TO	CALC AMOUNT ppb	NOM AMOUNT ppb	% D		CF
alpha-BHC		4.61	4.71	1.0U				
beta-BHC		5.17	5.27	1.0U				
delta-BHC		5.43	5.53	3.3U				
gamma-BHC (Lindane)		4.96	5.06	1.0U				
Heptachlor		5.63	5.73	3.3U				
Aldrin		6.03	6.13	1.0U				
Heptachlor Epoxide		6.54	6.68	3.3U				
Endosulfan I		7.05	7.19	3.3U				
Dieldrin		7.42	7.56	1.0U				
4,4' -DDE		7.26	7.40	1.7U				
Endrin		7.71	7.85	3.3U				
Endosulfan II		7.99	8.13	3.3U				
4,4' -DDD		7.93	8.07	1.7U				
Endosulfan Sulfate		8.46	8.60	3.3U				
4,4' -DDT		8.33	8.47	1.7U				
Methoxychlor		8.94	9.08	3.3U				
Endrin ketone		9.02	9.16	3.3U				
Endrin Aldehyde		8.16	8.30	3.3U				
alpha-Chlordane		7.00	7.14	3.3U				
gamma-Chlordane		6.89	7.03	3.3U				

QC LIMITS:
%D must be less than or equal to 20% (*) Criteria exceeded. CF=Calibration/Response Factor
Both channels need to have the compound detected for a concentration to be reported on either channel.

FORM VII PEST

Client Id: Continuing Blank

Software Version: 4.1<1L22>
Date: 4/26/17 09:42 AM
Sample Name : HEX
Data File   : E:\TC2017\ECD35\04-APR\425A032.RAW   Date: 4/25/17 06:21 PM
Sequence File: E:\TC2017\ECD35\04-APR\PEST_SEQ.SEQ   Cycle: 763   Channel : A
Instrument   : AUTO_ECD35   Rack/Vial: 0/1   Operator: ce
Sample Amount   : 1.0000   Dilution Factor : 1.00

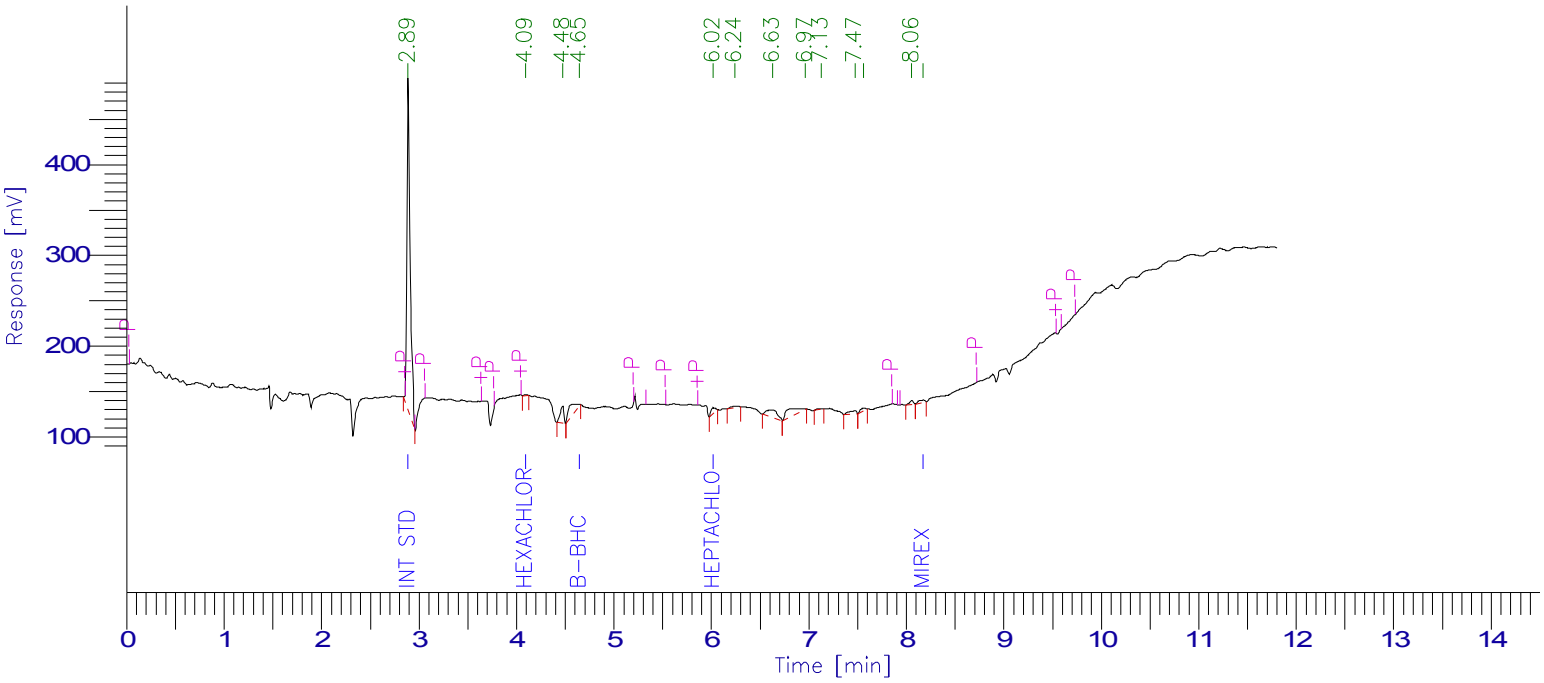

PESTICIDE REPORT

Peak #	Time [min]	Component Name	Raw Amount	Surrogate Recovery TCMX & DCBP	Multiplier	Adjusted Amount for Labowrks	Area [µV·s]
1	2.891	Int Std	100.0000	250.0000	1.0000	100.0000	819857.88
0	3.700	% TCMX	0.0000	0.0000	1.0000	0.0000	0.00
2	4.093	Hexachlorobenzene	0.1298	0.3244	1.0000	0.1298	2373.03
0	4.269	a-BHC	0.0000	0.0000	1.0000	0.0000	0.00
0	4.587	g-BHC	0.0000	0.0000	1.0000	0.0000	0.00
4	4.649	b-BHC	9.1413	22.8533	1.0000	9.1413	77155.99
0	4.855	d-BHC	0.0000	0.0000	1.0000	0.0000	0.00
0	5.066	Heptachlor	0.0000	0.0000	1.0000	0.0000	0.00
0	5.365	Aldrin	0.0000	0.0000	1.0000	0.0000	0.00
5	6.023	Heptachlor epoxide	1.2145	3.0363	1.0000	1.2145	20230.25
0	6.148	g-Chlordane	0.0000	0.0000	1.0000	0.0000	0.00
0	6.293	a-Chlordane	0.0000	0.0000	1.0000	0.0000	0.00
0	6.367	4,4'-DDE	0.0000	0.0000	1.0000	0.0000	0.00
0	6.452	Endosulfan I	0.0000	0.0000	1.0000	0.0000	0.00
0	6.730	Dieldrin	0.0000	0.0000	1.0000	0.0000	0.00
0	7.012	Endrin	0.0000	0.0000	1.0000	0.0000	0.00
0	7.070	4,4'-DDD	0.0000	0.0000	1.0000	0.0000	0.00
0	7.282	Endosulfan II	0.0000	0.0000	1.0000	0.0000	0.00
0	7.407	4,4'-DDT	0.0000	0.0000	1.0000	0.0000	0.00
0	7.768	Endrin aldehyde	0.0000	0.0000	1.0000	0.0000	0.00
0	7.965	Methoxychlor	0.0000	0.0000	1.0000	0.0000	0.00
13	8.176	Mirex	1.6878	4.2194	1.0000	1.6878	13876.94
0	8.262	Endosulfan sulfate	0.0000	0.0000	1.0000	0.0000	0.00
0	8.584	Endrin Ketone	0.0000	0.0000	1.0000	0.0000	0.00
0	9.629	% DCBP	0.0000	0.0000	1.0000	0.0000	0.00
				280.4333	25.0000	112.1733	933494.10

Client Id: Continuing Blank

Software Version: 4.1<1L22>
Date: 4/26/17 09:42 AM
Sample Name : HEX
Data File : E:\TC2017\ECD35\04-APR\425B032.RAW Date: 4/25/17 06:21 PM
Sequence File: E:\TC2017\ECD35\04-APR\PEST_SEQ.SEQ Cycle: 763 Channel : B
Instrument : AUTO_ECD35 Rack/Vial: 0/1 Operator: ce
Sample Amount : 1.0000 Dilution Factor : 1.00

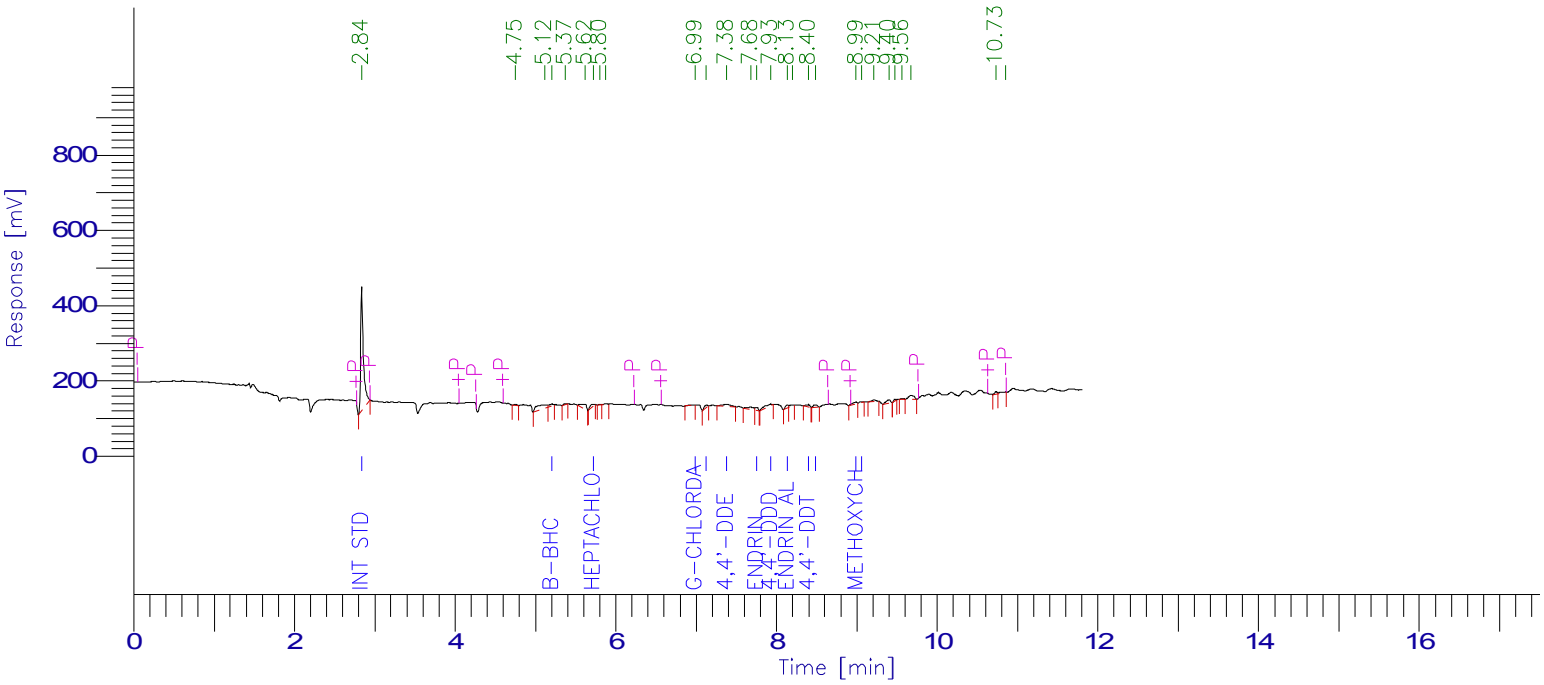

PESTICIDE REPORT

Peak #	Time [min]	Component Name	Raw Amount	Surrogate Recovery TCMX & DCBP	Multiplier	Adjusted Amount for Labowrks	Area [µV·s]
1	2.838	Int Std	100.0000	250.0000	1.0000	100.0000	778356.09
0	4.181	% TCMX	0.0000	0.0000	1.0000	0.0000	0.00
0	4.662	a-BHC	0.0000	0.0000	1.0000	0.0000	0.00
0	4.715	Hexachlorobenzene	0.0000	0.0000	1.0000	0.0000	0.00
0	5.014	g-BHC	0.0000	0.0000	1.0000	0.0000	0.00
4	5.208	b-BHC	2.1947	5.4868	1.0000	2.1947	17420.37
0	5.491	d-BHC	0.0000	0.0000	1.0000	0.0000	0.00
7	5.720	Heptachlor	1.8821	4.7052	1.0000	1.8821	32536.87
0	6.087	Aldrin	0.0000	0.0000	1.0000	0.0000	0.00
0	6.627	Heptachlor epoxide	0.0000	0.0000	1.0000	0.0000	0.00
10	6.987	g-Chlordane	0.2219	0.5548	1.0000	0.2219	3442.17
0	7.086	a-Chlordane	0.0000	0.0000	1.0000	0.0000	0.00
11	7.126	Endosulfan I	1.4923	3.7307	1.0000	1.4923	20348.75
12	7.375	4,4'-DDE	2.7968	6.9919	1.0000	2.7968	36735.65
0	7.510	Dieldrin	0.0000	0.0000	1.0000	0.0000	0.00
14	7.757	Endrin	1.4928	3.7320	1.0000	1.4928	17853.90
15	7.927	4,4'-DDD	4.9487	12.3718	1.0000	4.9487	42140.84
0	8.080	Endosulfan II	0.0000	0.0000	1.0000	0.0000	0.00
16	8.133	Endrin aldehyde	2.5564	6.3911	1.0000	2.5564	21490.35
18	8.399	4,4'-DDT	2.4143	6.0357	1.0000	2.4143	19774.48
19	8.482	Endosulfan sulfate	2.3830	5.9574	1.0000	2.3830	20876.33
20	8.991	Methoxychlor	5.2944	13.2360	1.0000	5.2944	22616.32
21	9.060	Endrin Ketone	0.8251	2.0628	1.0000	0.8251	7932.71
0	9.670	Mirex	0.0000	0.0000	1.0000	0.0000	0.00
0	10.715	% DCBP	0.0000	0.0000	1.0000	0.0000	0.00
				321.2563	25.0000	128.5025	1041524.84

7D
PESTICIDE CALIBRATION VERIFICATION SUMMARY
Confirmation

Lab Name: Phoenix Environmental Client: NETC

Lab Code: Phoenix Case No.: SAS No.: SDG No.: GBY06958

GC Col A: CLP ID: 0.53 (mm) Init. Calib. Date(s): 04/19/17 04/19/17

EPA Sample No.(PIBLK): Date Analyzed:

LAB Sample ID (PIBLK): Time Analyzed:

EPA Sample No.(PEM): MIX 4;11L Date Analyzed: 04/25/17

LAB Sample ID (PEM): MIX 4;11L - 425A033 Time Analyzed: 18:38

Instrument: ECD35 File: 425A033

COMPOUND	RT	RT WINDOW FROM	RT WINDOW TO	RAW AMOUNT ppb	NOM AMOUNT ppb	% D		CF
alpha-BHC	4.25	4.28	4.38	47	50	6		2.807
beta-BHC	4.65	4.69	4.79	45	50	10		1.029
delta-BHC	4.83	4.87	4.97	43	50	14		2.508
gamma-BHC (Lindane)	4.57	4.61	4.71	43	50	14		2.614
Heptachlor	5.05	5.08	5.18	42	50	16		2.496
Aldrin	5.35	5.39	5.49	42	50	16		2.388
Heptachlor Epoxide	5.99	6.02	6.16	41	50	18		2.032
Endosulfan I	6.43	6.47	6.61	42	50	16		1.900
Dieldrin	6.71	6.75	6.89	40	50	20		2.005
4,4' -DDE	6.35	6.38	6.52	40	50	20		1.779
Endrin	6.99	7.04	7.18	42	50	16		1.688
Endosulfan II	7.26	7.31	7.45	40	50	20		1.486
4,4' -DDD	7.05	7.09	7.23	42	50	16		1.428
Endosulfan Sulfate	8.24	8.28	8.42	38	50	24	*	1.081
4,4' -DDT	7.39	7.42	7.56	37	50	26	*	1.400
Methoxychlor	7.95	7.97	8.11	39	50	22	*	0.622
Endrin ketone	8.56	8.60	8.74	36	50	28	*	1.327
Endrin Aldehyde	7.75	7.79	7.93	40	50	20		1.113
alpha-Chlordane	6.27	6.30	6.44	40	50	20		1.967
gamma-Chlordane	6.13	6.16	6.30	41	50	18		2.059
Decachlorobiphenyl	9.62	9.60	9.80	56	80	30		0.826
Tetrachloro-m-xylene	3.68	3.71	3.81	77	80	4		1.531

QC LIMITS:
%D must be less than or equal to 20% (*) Criteria exceeded. CF=Calibration/Response Factor

FORM VII PEST

7D
PESTICIDE CALIBRATION VERIFICATION SUMMARY
Primary

Lab Name: Phoenix Environmental Client: NETC

Lab Code: Phoenix Case No.: SAS No.: SDG No.: GBY06958

GC Col B: rtx-440 ID: 0.32 (mm) Init. Calib. Date(s): 04/19/17 04/19/17

EPA Sample No.(PIBLK): Date Analyzed:

LAB Sample ID (PIBLK): Time Analyzed:

EPA Sample No.(PEM): MIX 4;11L Date Analyzed: 04/25/17

LAB Sample ID (PEM): MIX 4;11L - 425B033 Time Analyzed: 18:38

Instrument: ECD35 File: 425B033

COMPOUND	RT	RT WINDOW FROM	RT WINDOW TO	RAW AMOUNT ppb	NOM AMOUNT ppb	% D		CF
alpha-BHC	4.64	4.61	4.71	46	50	8		2.734
beta-BHC	5.21	5.17	5.27	46	50	8		1.020
delta-BHC	5.48	5.43	5.53	47	50	6		2.531
gamma-BHC (Lindane)	5.00	4.96	5.06	56	50	12		1.938
Heptachlor	5.67	5.63	5.73	49	50	2		2.221
Aldrin	6.07	6.03	6.13	49	50	2		2.146
Heptachlor Epoxide	6.61	6.54	6.68	47	50	6		1.971
Endosulfan I	7.12	7.05	7.19	52	50	4		1.752
Dieldrin	7.49	7.42	7.56	44	50	12		1.864
4,4' -DDE	7.33	7.26	7.40	48	50	4		1.688
Endrin	7.78	7.71	7.85	45	50	10		1.537
Endosulfan II	8.06	7.99	8.13	52	50	4		1.349
4,4' -DDD	8.01	7.93	8.07	49	50	2		1.094
Endosulfan Sulfate	8.53	8.46	8.60	44	50	12		1.126
4,4' -DDT	8.41	8.33	8.47	44	50	12		1.052
Methoxychlor	9.02	8.94	9.08	44	50	12		0.549
Endrin ketone	9.10	9.02	9.16	46	50	8		1.235
Endrin Aldehyde	8.23	8.16	8.30	50	50	0		1.080
alpha-Chlordane	7.06	7.00	7.14	48	50	4		1.881
gamma-Chlordane	6.95	6.89	7.03	48	50	4		1.993
Decachlorobiphenyl	10.70	10.58	10.78	74	80	8		0.989
Tetrachloro-m-xylene	4.16	4.13	4.23	79	80	1		1.037

QC LIMITS:
%D must be less than or equal to 20% (*) Criteria exceeded. CF=Calibration/Response Factor

FORM VII PEST

Client Id: Continuing Calibration

Software Version: 4.1<1L22>
Date: 4/26/17 09:42 AM
Sample Name : MIX 4;11L
Data File   : E:\TC2017\ECD35\04-APR\425A033.RAW   Date: 4/25/17 06:38 PM
Sequence File: E:\TC2017\ECD35\04-APR\PEST_SEQ.SEQ   Cycle: 764   Channel : A
Instrument   : AUTO_ECD35   Rack/Vial: 0/26   Operator: ce
Sample Amount   : 1.0000   Dilution Factor : 1.00

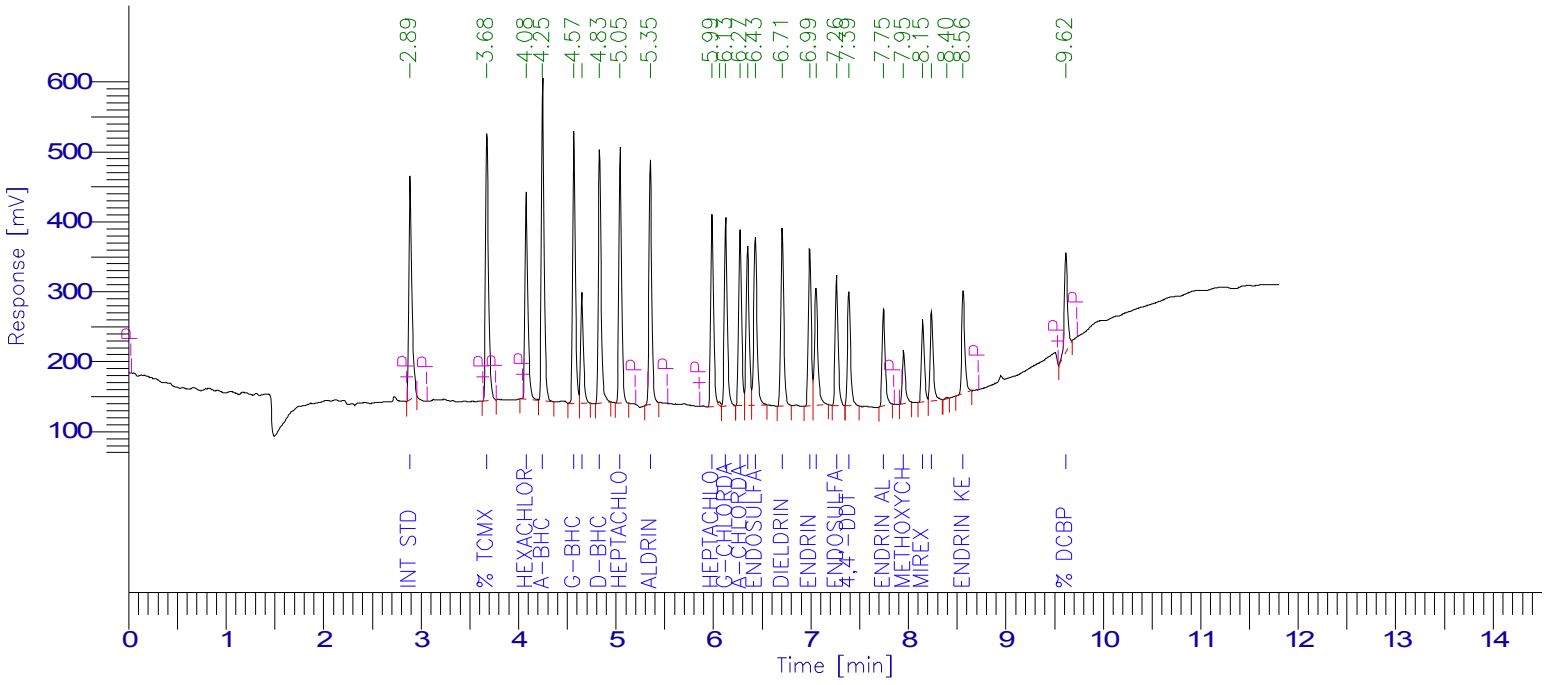

PESTICIDE REPORT

Peak #	Time [min]	Component Name	Raw Amount	Surrogate Recovery TCMX & DCBP	Multiplier	Adjusted Amount for Labowrks	Area [µV·s]
1	2.890	Int Std	100.0000	250.0000	1.0000	100.0000	681969.13
2	3.677	% TCMX	76.8858	192.2145	1.0000	76.8858	802795.49
3	4.081	Hexachlorobenzene	40.3600	100.9001	1.0000	40.3600	614000.45
4	4.250	a-BHC	47.2162	118.0406	1.0000	47.2162	903879.30
5	4.570	g-BHC	43.0738	107.6845	1.0000	43.0738	767845.51
6	4.652	b-BHC	44.9289	112.3224	1.0000	44.9289	315437.88
7	4.833	d-BHC	42.8040	107.0099	1.0000	42.8040	731982.71
8	5.045	Heptachlor	41.8416	104.6041	1.0000	41.8416	712299.96
9	5.354	Aldrin	42.4257	106.0642	1.0000	42.4257	690876.82
10	5.988	Heptachlor epoxide	41.3540	103.3850	1.0000	41.3540	572977.74
12	6.127	g-Chlordane	40.8454	102.1134	1.0000	40.8454	573595.02
13	6.274	a-Chlordane	40.1610	100.4025	1.0000	40.1610	538850.58
14	6.352	4,4'-DDE	39.8308	99.5771	1.0000	39.8308	483122.26
15	6.431	Endosulfan I	42.1423	105.3559	1.0000	42.1423	546060.07
16	6.707	Dieldrin	40.3601	100.9002	1.0000	40.3601	551760.89
17	6.989	Endrin	42.4238	106.0595	1.0000	42.4238	488454.23
18	7.053	4,4'-DDD	41.8107	104.5267	1.0000	41.8107	407071.53
19	7.264	Endosulfan II	39.9840	99.9600	1.0000	39.9840	405086.32
20	7.391	4,4'-DDT	36.8849	92.2123	1.0000	36.8849	352176.06
21	7.746	Endrin aldehyde	40.4322	101.0805	1.0000	40.4322	306803.85
22	7.953	Methoxychlor	38.6388	96.5969	1.0000	38.6388	163781.82
23	8.149	Mirex	36.1990	90.4975	1.0000	36.1990	247575.44
24	8.239	Endosulfan sulfate	38.0107	95.0266	1.0000	38.0107	280214.91
26	8.563	Endrin Ketone	35.7114	89.2786	1.0000	35.7114	323170.47
27	9.617	% DCBP	55.9713	139.9283	1.0000	55.9713	315424.53
				2825.7413	25.0000	1130.2965	12777212.98

Client Id: Continuing Calibration

Software Version: 4.1<1L22>
Date: 4/26/17 09:42 AM
Sample Name : MIX 4;11L
Data File : E:\TC2017\ECD35\04-APR\425B033.RAW Date: 4/25/17 06:38 PM
Sequence File: E:\TC2017\ECD35\04-APR\PEST_SEQ.SEQ Cycle: 764 Channel : B
Instrument : AUTO_ECD35 Rack/Vial: 0/26 Operator: ce
Sample Amount : 1.0000 Dilution Factor : 1.00

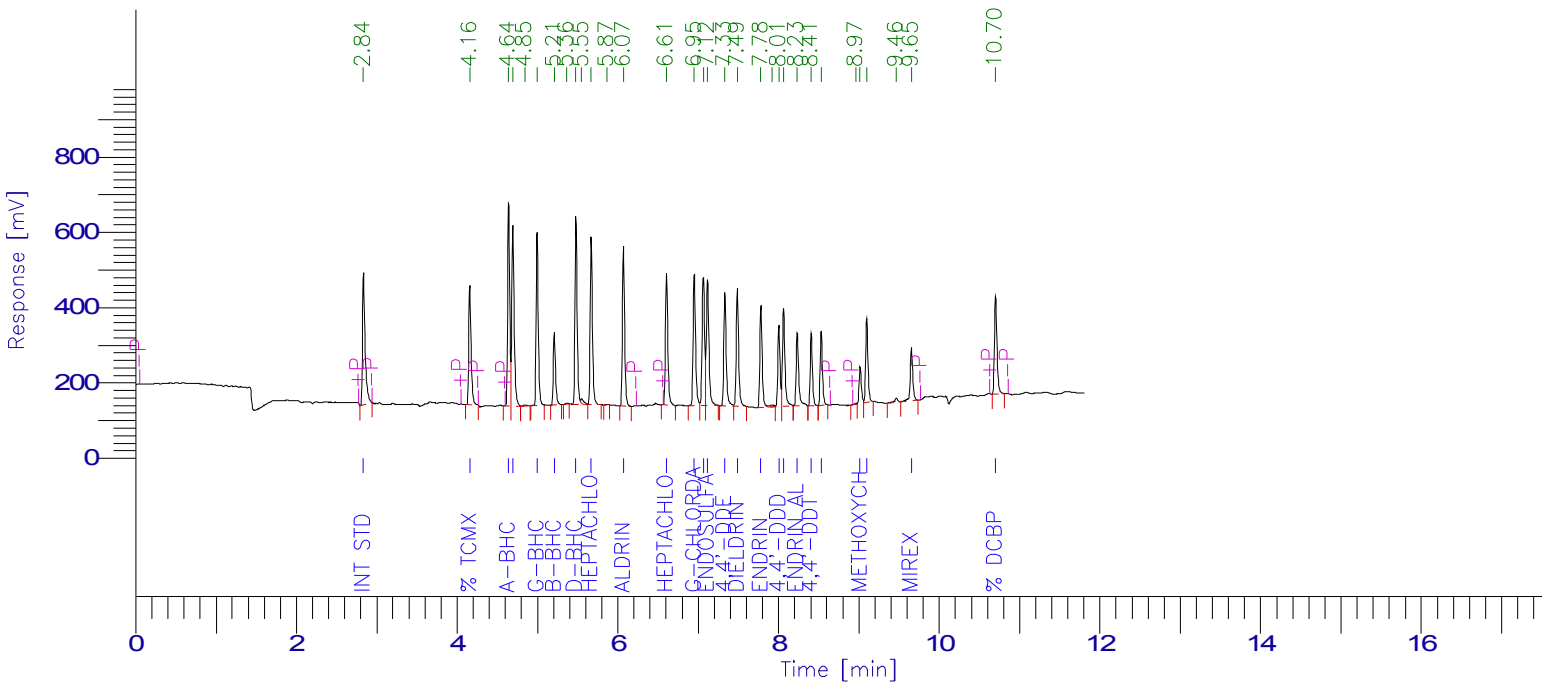

PESTICIDE REPORT

Peak #	Time [min]	Component Name	Raw Amount	Surrogate Recovery TCMX & DCBP	Multiplier	Adjusted Amount for Labowrks	Area [µV·s]
1	2.836	Int Std	100.0000	250.0000	1.0000	100.0000	790331.76
2	4.159	% TCMX	78.5277	196.3192	1.0000	78.5277	643375.14
3	4.642	a-BHC	45.9496	114.8739	1.0000	45.9496	992766.20
4	4.695	Hexachlorobenzene	41.7792	104.4480	1.0000	41.7792	978803.41
6	4.995	g-BHC	56.0877	140.2193	1.0000	56.0877	859260.67
7	5.210	b-BHC	46.1532	115.3829	1.0000	46.1532	371972.77
9	5.479	d-BHC	47.3030	118.2574	1.0000	47.3030	946400.94
11	5.670	Heptachlor	48.6372	121.5931	1.0000	48.6372	853755.57
13	6.070	Aldrin	48.6273	121.5683	1.0000	48.6273	824862.44
14	6.606	Heptachlor epoxide	47.1908	117.9770	1.0000	47.1908	735284.37
15	6.952	g-Chlordane	47.6935	119.2338	1.0000	47.6935	751123.32
16	7.064	a-Chlordane	48.4683	121.1706	1.0000	48.4683	720463.29
17	7.116	Endosulfan I	51.9802	129.9504	1.0000	51.9802	719698.85
18	7.332	4,4'-DDE	47.5118	118.7794	1.0000	47.5118	633670.78
19	7.488	Dieldrin	44.2268	110.5671	1.0000	44.2268	651501.77
20	7.780	Endrin	45.2732	113.1829	1.0000	45.2732	549796.06
22	8.005	4,4'-DDD	48.9049	122.2622	1.0000	48.9049	422856.50
23	8.063	Endosulfan II	51.6223	129.0558	1.0000	51.6223	550365.47
24	8.232	Endrin aldehyde	50.2965	125.7412	1.0000	50.2965	429316.26
25	8.407	4,4'-DDT	44.2830	110.7075	1.0000	44.2830	368288.16
26	8.531	Endosulfan sulfate	43.7715	109.4287	1.0000	43.7715	389366.26
28	9.015	Methoxychlor	44.4964	111.2410	1.0000	44.4964	193001.02
29	9.097	Endrin Ketone	46.0290	115.0726	1.0000	46.0290	449342.86
31	9.654	Mirex	48.9727	122.4318	1.0000	48.9727	316122.34
32	10.700	% DCBP	73.8613	184.6533	1.0000	73.8613	577355.46
			3244.1175		25.0000	1297.6470	15719081.68

7D
PESTICIDE CALIBRATION VERIFICATION SUMMARY
Confirmation

Lab Name: Phoenix Environmental Client: NETC

Lab Code: Phoenix Case No.: SAS No.: SDG No.: GBY06958

GC Col A: CLP ID: 0.53 (mm) Init. Calib. Date(s): 04/19/17 04/19/17

EPA Sample No.(PIBLK): HEX Date Analyzed: 04/25/17

LAB Sample ID (PIBLK): HEX - 425A046 Time Analyzed: 22:17

EPA Sample No.(PEM): Date Analyzed:

LAB Sample ID (PEM): Time Analyzed:

Instrument: ECD35 File: 425A046

COMPOUND	RT	RT WINDOW FROM	RT WINDOW TO	CALC AMOUNT ppb	NOM AMOUNT ppb	% D		CF
alpha-BHC		4.28	4.38	1.0U				
beta-BHC		4.69	4.79	1.0U				
delta-BHC		4.87	4.97	3.3U				
gamma-BHC (Lindane)		4.61	4.71	1.0U				
Heptachlor		5.08	5.18	3.3U				
Aldrin		5.39	5.49	1.0U				
Heptachlor Epoxide		6.02	6.16	3.3U				
Endosulfan I		6.47	6.61	3.3U				
Dieldrin		6.75	6.89	1.0U				
4,4' -DDE		6.38	6.52	1.7U				
Endrin		7.04	7.18	3.3U				
Endosulfan II		7.31	7.45	3.3U				
4,4' -DDD		7.09	7.23	1.7U				
Endosulfan Sulfate		8.28	8.42	3.3U				
4,4' -DDT		7.42	7.56	1.7U				
Methoxychlor		7.97	8.11	3.3U				
Endrin ketone		8.60	8.74	3.3U				
Endrin Aldehyde		7.79	7.93	3.3U				
alpha-Chlordane		6.30	6.44	3.3U				
gamma-Chlordane		6.16	6.30	3.3U				

QC LIMITS:
%D must be less than or equal to 20% (*) Criteria exceeded. CF=Calibration/Response Factor
Both channels need to have the compound detected for a concentration to be reported on either channel.

FORM VII PEST

7D
PESTICIDE CALIBRATION VERIFICATION SUMMARY
Primary

Lab Name: Phoenix Environmental Client: NETC

Lab Code: Phoenix Case No.: SAS No.: SDG No.: GBY06958

GC Col B: rtx-440 ID: 0.32 (mm) Init. Calib. Date(s): 04/19/17 04/19/17

EPA Sample No.(PIBLK): HEX Date Analyzed: 04/25/17

LAB Sample ID (PIBLK): HEX - 425B046 Time Analyzed: 22:17

EPA Sample No.(PEM): Date Analyzed:

LAB Sample ID (PEM): Time Analyzed:

Instrument: ECD35 File: 425B046

COMPOUND	RT	RT WINDOW FROM	RT WINDOW TO	CALC AMOUNT ppb	NOM AMOUNT ppb	% D		CF
alpha-BHC		4.61	4.71	1.0U				
beta-BHC		5.17	5.27	1.0U				
delta-BHC		5.43	5.53	3.3U				
gamma-BHC (Lindane)		4.96	5.06	1.0U				
Heptachlor		5.63	5.73	3.3U				
Aldrin		6.03	6.13	1.0U				
Heptachlor Epoxide		6.54	6.68	3.3U				
Endosulfan I		7.05	7.19	3.3U				
Dieldrin		7.42	7.56	1.0U				
4,4' -DDE		7.26	7.40	1.7U				
Endrin		7.71	7.85	3.3U				
Endosulfan II		7.99	8.13	3.3U				
4,4' -DDD		7.93	8.07	1.7U				
Endosulfan Sulfate		8.46	8.60	3.3U				
4,4' -DDT		8.33	8.47	1.7U				
Methoxychlor		8.94	9.08	3.3U				
Endrin ketone		9.02	9.16	3.3U				
Endrin Aldehyde		8.16	8.30	3.3U				
alpha-Chlordane		7.00	7.14	3.3U				
gamma-Chlordane		6.89	7.03	3.3U				

QC LIMITS:
%D must be less than or equal to 20% (*) Criteria exceeded. CF=Calibration/Response Factor
Both channels need to have the compound detected for a concentration to be reported on either channel.

FORM VII PEST

Client Id: Continuing Blank

Software Version: 4.1<1L22>
Date: 4/26/17 09:44 AM
Sample Name : HEX
Data File : E:\TC2017\ECD35\04-APR\425A046.RAW Date: 4/25/17 10:17 PM
Sequence File: E:\TC2017\ECD35\04-APR\PEST_SEQ.SEQ Cycle: 777 Channel : A
Instrument : AUTO_ECD35 Rack/Vial: 0/1 Operator: ce
Sample Amount : 1.0000 Dilution Factor : 1.00

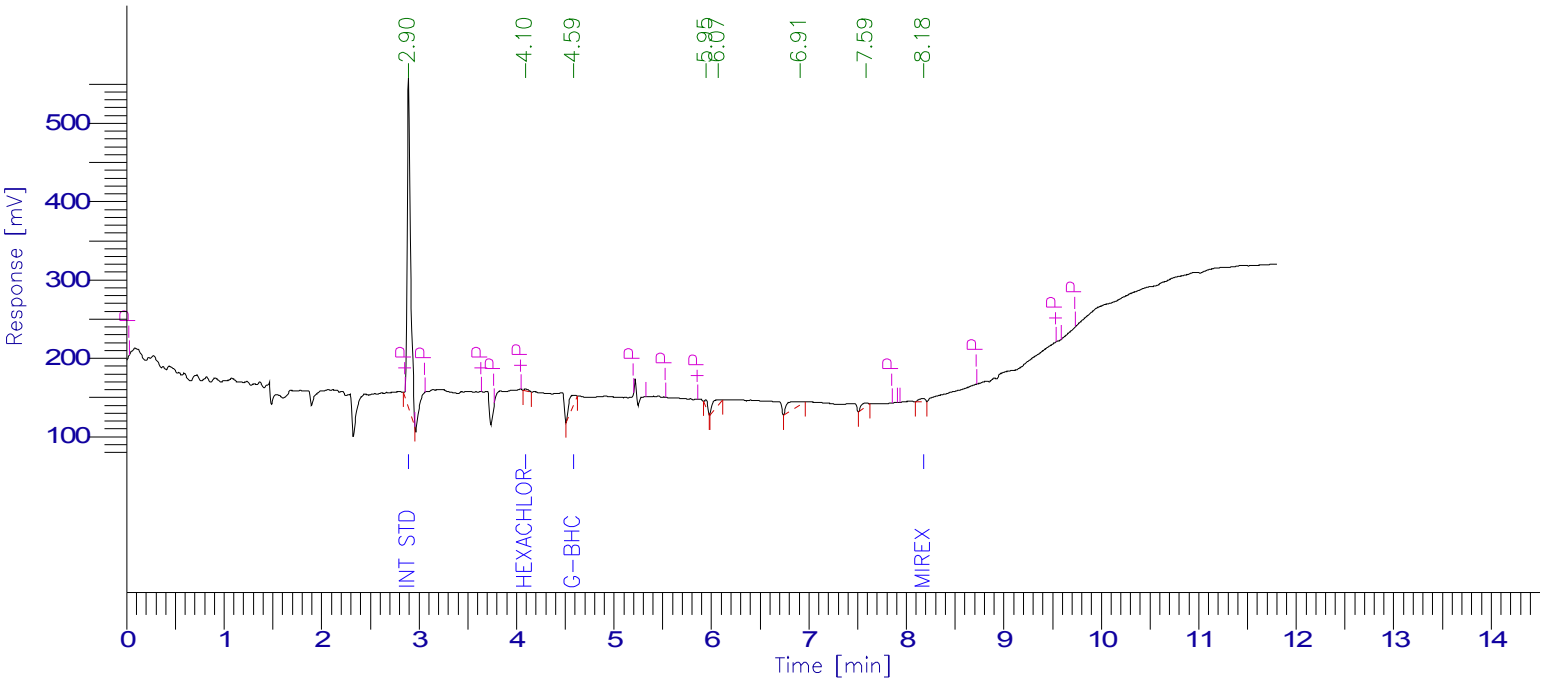

PESTICIDE REPORT

Peak #	Time [min]	Component Name	Raw Amount	Surrogate Recovery TCMX & DCBP	Multiplier	Adjusted Amount for Labowrks	Area [µV·s]
1	2.895	Int Std	100.0000	250.0000	1.0000	100.0000	983623.74
0	3.700	% TCMX	0.0000	0.0000	1.0000	0.0000	0.00
2	4.095	Hexachlorobenzene	0.3016	0.7539	1.0000	0.3016	6616.75
0	4.269	a-BHC	0.0000	0.0000	1.0000	0.0000	0.00
3	4.590	g-BHC	3.2295	8.0738	1.0000	3.2295	83035.16
0	4.674	b-BHC	0.0000	0.0000	1.0000	0.0000	0.00
0	4.855	d-BHC	0.0000	0.0000	1.0000	0.0000	0.00
0	5.066	Heptachlor	0.0000	0.0000	1.0000	0.0000	0.00
0	5.365	Aldrin	0.0000	0.0000	1.0000	0.0000	0.00
0	6.008	Heptachlor epoxide	0.0000	0.0000	1.0000	0.0000	0.00
0	6.148	g-Chlordane	0.0000	0.0000	1.0000	0.0000	0.00
0	6.293	a-Chlordane	0.0000	0.0000	1.0000	0.0000	0.00
0	6.367	4,4'-DDE	0.0000	0.0000	1.0000	0.0000	0.00
0	6.452	Endosulfan I	0.0000	0.0000	1.0000	0.0000	0.00
0	6.730	Dieldrin	0.0000	0.0000	1.0000	0.0000	0.00
0	7.012	Endrin	0.0000	0.0000	1.0000	0.0000	0.00
0	7.070	4,4'-DDD	0.0000	0.0000	1.0000	0.0000	0.00
0	7.282	Endosulfan II	0.0000	0.0000	1.0000	0.0000	0.00
0	7.407	4,4'-DDT	0.0000	0.0000	1.0000	0.0000	0.00
0	7.768	Endrin aldehyde	0.0000	0.0000	1.0000	0.0000	0.00
0	7.965	Methoxychlor	0.0000	0.0000	1.0000	0.0000	0.00
8	8.179	Mirex	1.9327	4.8317	1.0000	1.9327	19065.13
0	8.262	Endosulfan sulfate	0.0000	0.0000	1.0000	0.0000	0.00
0	8.584	Endrin Ketone	0.0000	0.0000	1.0000	0.0000	0.00
0	9.629	% DCBP	0.0000	0.0000	1.0000	0.0000	0.00
			263.6594	25.0000	105.4638	1092340.78	

Client Id: Continuing Blank

Software Version: 4.1<1L22>
Date: 4/26/17 09:44 AM
Sample Name : HEX
Data File   : E:\TC2017\ECD35\04-APR\425B046.RAW   Date: 4/25/17 10:17 PM
Sequence File: E:\TC2017\ECD35\04-APR\PEST_SEQ.SEQ   Cycle: 777   Channel : B
Instrument   : AUTO_ECD35   Rack/Vial: 0/1   Operator: ce
Sample Amount   : 1.0000   Dilution Factor : 1.00

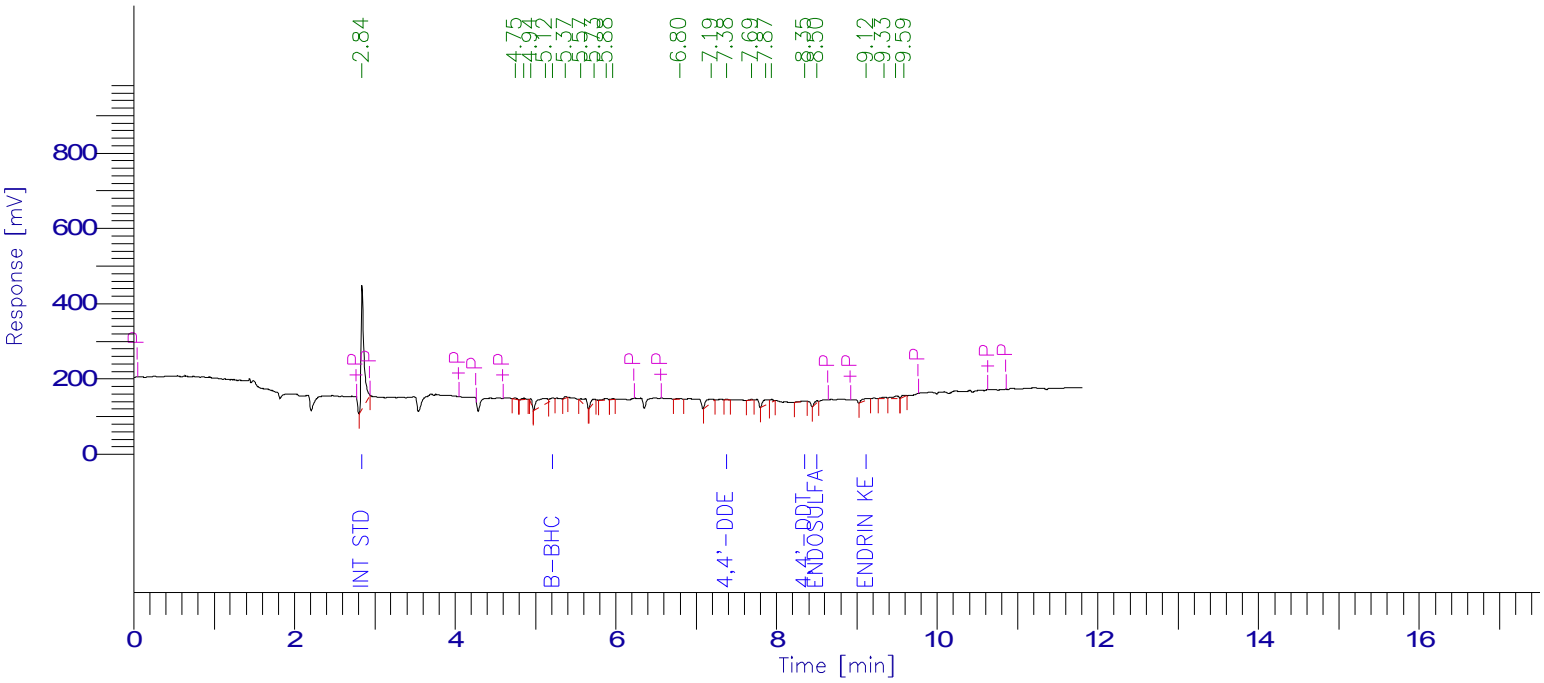

PESTICIDE REPORT

Peak #	Time [min]	Component Name	Raw Amount	Surrogate Recovery TCMX & DCBP	Multiplier	Adjusted Amount for Labowrks	Area [µV·s]
1	2.844	Int Std	100.0000	250.0000	1.0000	100.0000	799741.77
0	4.181	% TCMX	0.0000	0.0000	1.0000	0.0000	0.00
0	4.662	a-BHC	0.0000	0.0000	1.0000	0.0000	0.00
0	4.715	Hexachlorobenzene	0.0000	0.0000	1.0000	0.0000	0.00
0	5.014	g-BHC	0.0000	0.0000	1.0000	0.0000	0.00
6	5.217	b-BHC	2.8359	7.0897	1.0000	2.8359	23127.88
0	5.491	d-BHC	0.0000	0.0000	1.0000	0.0000	0.00
0	5.687	Heptachlor	0.0000	0.0000	1.0000	0.0000	0.00
0	6.087	Aldrin	0.0000	0.0000	1.0000	0.0000	0.00
0	6.627	Heptachlor epoxide	0.0000	0.0000	1.0000	0.0000	0.00
0	6.973	g-Chlordane	0.0000	0.0000	1.0000	0.0000	0.00
0	7.086	a-Chlordane	0.0000	0.0000	1.0000	0.0000	0.00
0	7.139	Endosulfan I	0.0000	0.0000	1.0000	0.0000	0.00
14	7.380	4,4'-DDE	0.4147	1.0368	1.0000	0.4147	5597.09
0	7.510	Dieldrin	0.0000	0.0000	1.0000	0.0000	0.00
0	7.800	Endrin	0.0000	0.0000	1.0000	0.0000	0.00
0	8.020	4,4'-DDD	0.0000	0.0000	1.0000	0.0000	0.00
0	8.080	Endosulfan II	0.0000	0.0000	1.0000	0.0000	0.00
0	8.248	Endrin aldehyde	0.0000	0.0000	1.0000	0.0000	0.00
18	8.351	4,4'-DDT	1.0535	2.6338	1.0000	1.0535	8866.18
19	8.504	Endosulfan sulfate	2.6521	6.6303	1.0000	2.6521	23872.68
0	9.030	Methoxychlor	0.0000	0.0000	1.0000	0.0000	0.00
20	9.118	Endrin Ketone	3.8697	9.6743	1.0000	3.8697	38226.73
0	9.670	Mirex	0.0000	0.0000	1.0000	0.0000	0.00
0	10.715	% DCBP	0.0000	0.0000	1.0000	0.0000	0.00
				277.0649	25.0000	110.8260	899432.33

7D
PESTICIDE CALIBRATION VERIFICATION SUMMARY
Confirmation

Lab Name: Phoenix Environmental Client: NETC

Lab Code: Phoenix Case No.: SAS No.: SDG No.: GBY06958

GC Col A: CLP ID: 0.53 (mm) Init. Calib. Date(s): 04/19/17 04/19/17

EPA Sample No.(PIBLK): Date Analyzed:

LAB Sample ID (PIBLK): Time Analyzed:

EPA Sample No.(PEM): MIX 4;11C Date Analyzed: 04/25/17

LAB Sample ID (PEM): MIX 4;11C - 425A047 Time Analyzed: 22:34

Instrument: ECD35 File: 425A047

COMPOUND	RT	RT WINDOW FROM	RT WINDOW TO	RAW AMOUNT ppb	NOM AMOUNT ppb	% D		CF
alpha-BHC	4.25	4.28	4.38	48	50	4		2.807
beta-BHC	4.65	4.69	4.79	48	50	4		1.029
delta-BHC	4.83	4.87	4.97	44	50	12		2.508
gamma-BHC (Lindane)	4.57	4.61	4.71	45	50	10		2.614
Heptachlor	5.04	5.08	5.18	42	50	16		2.496
Aldrin	5.35	5.39	5.49	43	50	14		2.388
Heptachlor Epoxide	5.98	6.02	6.16	42	50	16		2.032
Endosulfan I	6.43	6.47	6.61	44	50	12		1.900
Dieldrin	6.70	6.75	6.89	40	50	20		2.005
4,4' -DDE	6.35	6.38	6.52	39	50	22	*	1.779
Endrin	6.99	7.04	7.18	39	50	22	*	1.688
Endosulfan II	7.26	7.31	7.45	40	50	20		1.486
4,4' -DDD	7.05	7.09	7.23	42	50	16		1.428
Endosulfan Sulfate	8.23	8.28	8.42	35	50	30	*	1.081
4,4' -DDT	7.39	7.42	7.56	37	50	26	*	1.400
Methoxychlor	7.95	7.97	8.11	34	50	32	*	0.622
Endrin ketone	8.56	8.60	8.74	34	50	32	*	1.327
Endrin Aldehyde	7.74	7.79	7.93	39	50	22	*	1.113
alpha-Chlordane	6.27	6.30	6.44	41	50	18		1.967
gamma-Chlordane	6.12	6.16	6.30	42	50	16		2.059
Decachlorobiphenyl	9.61	9.60	9.80	49	80	39		0.826
Tetrachloro-m-xylene	3.68	3.71	3.81	79	80	1		1.531

QC LIMITS:
%D must be less than or equal to 20% (*) Criteria exceeded. CF=Calibration/Response Factor

FORM VII PEST

7D
PESTICIDE CALIBRATION VERIFICATION SUMMARY
Primary

Lab Name: Phoenix Environmental Client: NETC

Lab Code: Phoenix Case No.: SAS No.: SDG No.: GBY06958

GC Col B: rtx-440 ID: 0.32 (mm) Init. Calib. Date(s): 04/19/17 04/19/17

EPA Sample No.(PIBLK): Date Analyzed:

LAB Sample ID (PIBLK): Time Analyzed:

EPA Sample No.(PEM): MIX 4;11C Date Analyzed: 04/25/17

LAB Sample ID (PEM): MIX 4;11C - 425B047 Time Analyzed: 22:34

Instrument: ECD35 File: 425B047

COMPOUND	RT	RT WINDOW FROM	RT WINDOW TO	RAW AMOUNT ppb	NOM AMOUNT ppb	% D		CF
alpha-BHC	4.64	4.61	4.71	51	50	2		2.734
beta-BHC	5.21	5.17	5.27	51	50	2		1.020
delta-BHC	5.48	5.43	5.53	50	50	0		2.531
gamma-BHC (Lindane)	5.00	4.96	5.06	60	50	20		1.938
Heptachlor	5.67	5.63	5.73	49	50	2		2.221
Aldrin	6.07	6.03	6.13	53	50	6		2.146
Heptachlor Epoxide	6.61	6.54	6.68	53	50	6		1.971
Endosulfan I	7.12	7.05	7.19	56	50	12		1.752
Dieldrin	7.49	7.42	7.56	48	50	4		1.864
4,4' -DDE	7.33	7.26	7.40	50	50	0		1.688
Endrin	7.78	7.71	7.85	45	50	10		1.537
Endosulfan II	8.06	7.99	8.13	53	50	6		1.349
4,4' -DDD	8.01	7.93	8.07	49	50	2		1.094
Endosulfan Sulfate	8.53	8.46	8.60	48	50	4		1.126
4,4' -DDT	8.41	8.33	8.47	47	50	6		1.052
Methoxychlor	9.02	8.94	9.08	40	50	20		0.549
Endrin ketone	9.10	9.02	9.16	47	50	6		1.235
Endrin Aldehyde	8.23	8.16	8.30	53	50	6		1.080
alpha-Chlordane	7.06	7.00	7.14	51	50	2		1.881
gamma-Chlordane	6.95	6.89	7.03	51	50	2		1.993
Decachlorobiphenyl	10.70	10.58	10.78	76	80	5		0.989
Tetrachloro-m-xylene	4.16	4.13	4.23	88	80	10		1.037

QC LIMITS:
%D must be less than or equal to 20% (*) Criteria exceeded. CF=Calibration/Response Factor

FORM VII PEST

Client Id: Continuing Calibration

Software Version: 4.1<1L22>
Date: 4/26/17 09:44 AM
Sample Name : MIX 4;11C
Data File   : E:\TC2017\ECD35\04-APR\425A047.RAW   Date: 4/25/17 10:34 PM
Sequence File: E:\TC2017\ECD35\04-APR\PEST_SEQ.SEQ   Cycle: 778   Channel : A
Instrument   : AUTO_ECD35   Rack/Vial: 0/39   Operator: ce
Sample Amount   : 1.0000   Dilution Factor : 1.00

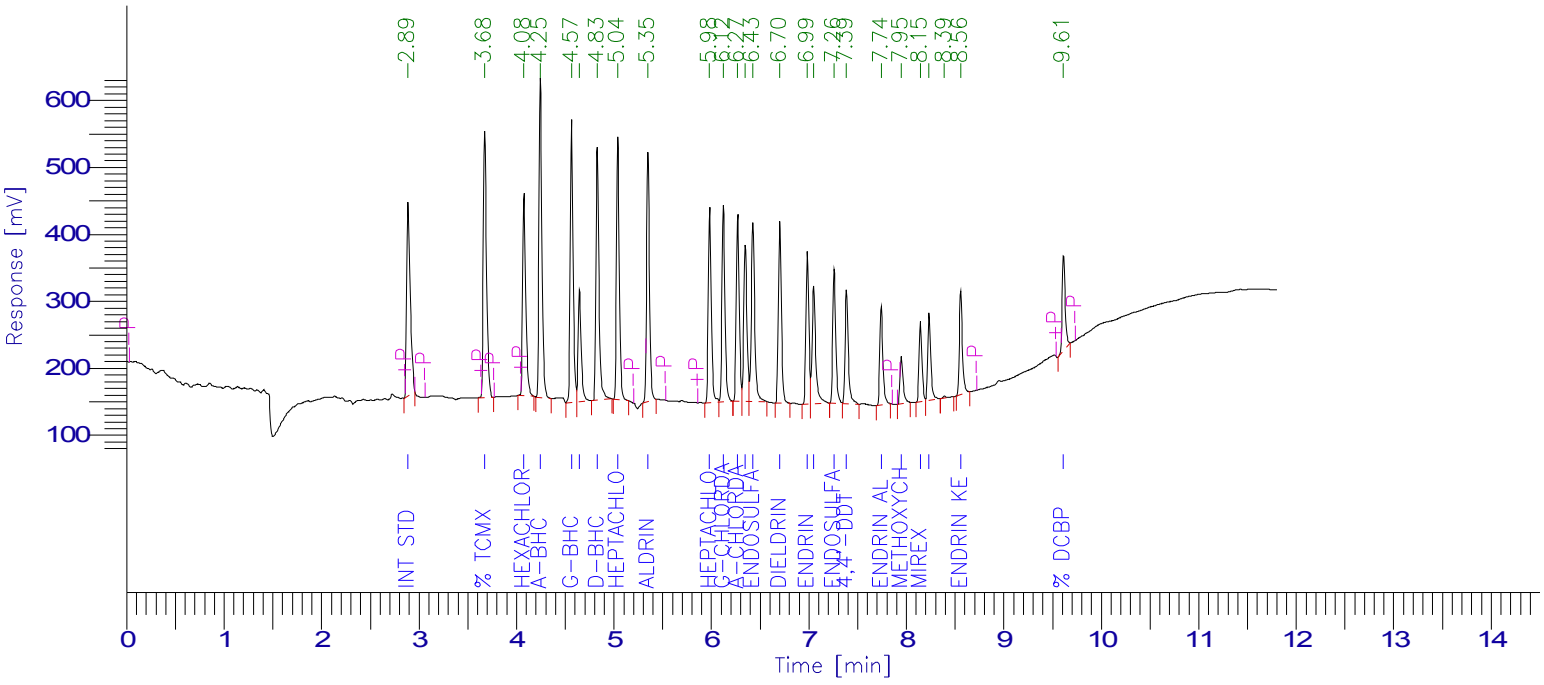

PESTICIDE REPORT

Peak #	Time [min]	Component Name	Raw Amount	Surrogate Recovery TCMX & DCBP	Multiplier	Adjusted Amount for Labowrks	Area [µV·s]
1	2.889	Int Std	100.0000	250.0000	1.0000	100.0000	751455.57
2	3.675	% TCMX	79.0703	197.6757	1.0000	79.0703	909725.70
3	4.078	Hexachlorobenzene	40.5740	101.4351	1.0000	40.5740	680148.65
4	4.246	a-BHC	47.7429	119.3573	1.0000	47.7429	1007085.99
5	4.566	g-BHC	45.3991	113.4978	1.0000	45.3991	891757.79
6	4.647	b-BHC	48.4263	121.0657	1.0000	48.4263	374634.16
7	4.830	d-BHC	44.4741	111.1852	1.0000	44.4741	838035.50
8	5.041	Heptachlor	42.4601	106.1503	1.0000	42.4601	796478.57
9	5.350	Aldrin	43.1612	107.9029	1.0000	43.1612	774467.73
10	5.984	Heptachlor epoxide	41.9902	104.9756	1.0000	41.9902	641072.54
11	6.124	g-Chlordane	41.6067	104.0167	1.0000	41.6067	643819.23
12	6.271	a-Chlordane	40.8728	102.1820	1.0000	40.8728	604278.30
13	6.348	4,4'-DDE	39.1262	97.8154	1.0000	39.1262	522929.65
14	6.427	Endosulfan I	44.2958	110.7394	1.0000	44.2958	632444.59
15	6.703	Dieldrin	39.5613	98.9032	1.0000	39.5613	595947.56
16	6.986	Endrin	38.8698	97.1746	1.0000	38.8698	493134.56
17	7.050	4,4'-DDD	42.2971	105.7427	1.0000	42.2971	453766.45
18	7.260	Endosulfan II	39.8758	99.6896	1.0000	39.8758	445153.28
19	7.387	4,4'-DDT	36.6788	91.6970	1.0000	36.6788	385891.23
20	7.743	Endrin aldehyde	38.7540	96.8850	1.0000	38.7540	324032.47
21	7.949	Methoxychlor	34.4073	86.0182	1.0000	34.4073	160705.64
22	8.145	Mirex	33.6833	84.2083	1.0000	33.6833	253842.78
23	8.234	Endosulfan sulfate	35.1035	87.7588	1.0000	35.1035	285151.11
25	8.559	Endrin Ketone	33.6927	84.2319	1.0000	33.6927	335969.23
26	9.613	% DCBP	48.6511	121.6277	1.0000	48.6511	302107.16
				2801.9359	25.0000	1120.7744	14104035.44

Client Id: Continuing Calibration

Software Version: 4.1<1L22>
Date: 4/26/17 10:15 AM
Sample Name : MIX 4;11C
Data File : E:\TC2017\ECD35\04-APR\425B047.RAW Date: 4/25/17 10:34 PM
Sequence File: E:\TC2017\ECD35\04-APR\PEST_SEQ.SEQ Cycle: 778 Channel : B
Instrument : AUTO_ECD35 Rack/Vial: 0/39 Operator: ce
Sample Amount : 1.0000 Dilution Factor : 1.00

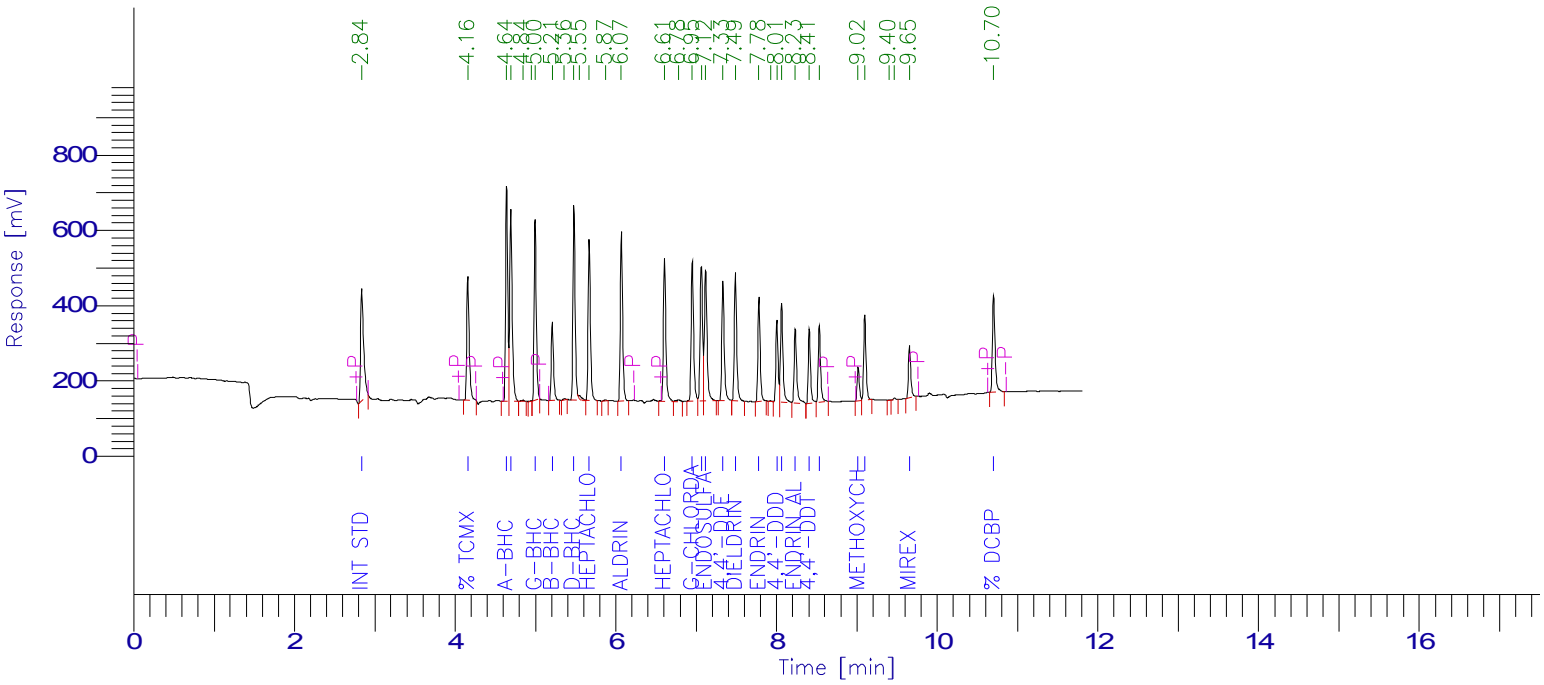

PESTICIDE REPORT

Peak #	Time [min]	Component Name	Raw Amount	Surrogate Recovery Multiplier TCMX & DCBP		Adjusted Amount for Labowrks	Area [µV·s]
1	2.839	Int Std	100.0000	250.0000	1.0000	100.0000	789686.73
2	4.159	% TCMX	87.6004	219.0009	1.0000	87.6004	717121.81
3	4.642	a-BHC	50.6985	126.7464	1.0000	50.6985	1094476.44
4	4.695	Hexachlorobenzene	45.9636	114.9089	1.0000	45.9636	1075955.79
7	4.995	g-BHC	59.7086	149.2715	1.0000	59.7086	913985.62
8	5.210	b-BHC	51.2649	128.1623	1.0000	51.2649	412833.90
10	5.479	d-BHC	49.9291	124.8229	1.0000	49.9291	998128.28
12	5.669	Heptachlor	48.8539	122.1348	1.0000	48.8539	856859.36
14	6.069	Aldrin	53.2586	133.1465	1.0000	53.2586	902684.94
15	6.605	Heptachlor epoxide	52.8670	132.1675	1.0000	52.8670	823053.62
17	6.953	g-Chlordane	51.2773	128.1932	1.0000	51.2773	806904.29
18	7.064	a-Chlordane	50.7224	126.8060	1.0000	50.7224	753355.18
19	7.117	Endosulfan I	55.8327	139.5819	1.0000	55.8327	772409.54
20	7.332	4,4'-DDE	50.1841	125.4603	1.0000	50.1841	668766.29
21	7.489	Dieldrin	47.7309	119.3271	1.0000	47.7309	702545.22
22	7.781	Endrin	45.1143	112.7858	1.0000	45.1143	547419.90
24	8.005	4,4'-DDD	49.3971	123.4927	1.0000	49.3971	426763.74
25	8.064	Endosulfan II	53.4725	133.6812	1.0000	53.4725	569625.16
26	8.232	Endrin aldehyde	52.8131	132.0328	1.0000	52.8131	450429.58
27	8.407	4,4'-DDT	47.4833	118.7083	1.0000	47.4833	394581.97
28	8.532	Endosulfan sulfate	47.9478	119.8696	1.0000	47.9478	426168.80
29	9.015	Methoxychlor	39.9979	99.9947	1.0000	39.9979	173347.35
30	9.098	Endrin Ketone	47.2144	118.0361	1.0000	47.2144	460538.76
33	9.654	Mirex	43.8059	109.5148	1.0000	43.8059	282539.47
34	10.700	% DCBP	76.3537	190.8843	1.0000	76.3537	596350.63
				3398.7304	25.0000	1359.4922	16616532.38

7D-DEG
PESTICIDE DEGRADATION STANDARD

Lab Name: Phoenix Environmental Client: NETC

Lab Code: Phoenix Case No.: SAS No.: SDG No.: GBY06958

GC Col A: ZB MR1 ID: 0.53 (mm) Date Analyzed: 04/26/17

Instrument: ECD35 Time Analyzed: 16:02

File: 426A020

ENDRIN BREAKDOWN

Compounds	Area
Endrin	490654.89
Endrin Aldehyde	8120.77
Endrin Ketone	16728.82
Total Area	515504.48

Endrin Ketone	16728.82
Endrin Aldehyde	8120.77
Breakdown Area	24849.59

Endrin Breakdown %	**4.8**	Breakdown Area / Total Area Must be < 15%

DDT BREAKDOWN

Compounds	Area
DDT	746869.84
DDE	0.00
DDD	0.00
Total Area	746869.84

DDE	0.00
DDD	0.00
Breakdown Area	0.00

DDT Breakdown %	**0.0**	Breakdown Area / Total Area Must be < 15%

FORM VII PEST DEG

7D-DEG
PESTICIDE DEGRADATION STANDARD

Lab Name: Phoenix Environmental Client: NETC

Lab Code: Phoenix Case No.: SAS No.: SDG No.: GBY06958

GC Col B: ZB MR2 ID: 0.53 (mm) Date Analyzed: 04/26/17

Instrument: ECD35 Time Analyzed: 16:02

File: 426B020

ENDRIN BREAKDOWN

Compounds	Area
Endrin	538796.15
Endrin Aldehyde	15893.42
Endrin Ketone	30343.30
Total Area	585032.87

Endrin Ketone	30343.30
Endrin Aldehyde	15893.42
Breakdown Area	46236.72

Endrin Breakdown %	**7.9**	Breakdown Area / Total Area Must be < 15%

DDT BREAKDOWN

Compounds	Area
DDT	822529.15
DDE	2713.92
DDD	6238.57
Total Area	831481.64

DDE	6238.57
DDD	2713.92
Breakdown Area	8952.49

DDT Breakdown %	**1.1**	Breakdown Area / Total Area Must be < 15%

FORM VII PEST DEG

Client Id: Degradation Standard

Software Version: 4.1<1L22>
Date: 4/27/17 09:46 AM
Sample Name : DEG STD;10I
Data File   : E:\TC2017\ECD35\04-APR\426A020.RAW   Date: 4/26/17 04:02 PM
Sequence File: E:\TC2017\ECD35\04-APR\PEST_SEQ.SEQ   Cycle: 812   Channel : A
Instrument   : AUTO_ECD35   Rack/Vial: 0/16   Operator: ce
Sample Amount   : 1.0000   Dilution Factor : 1.00

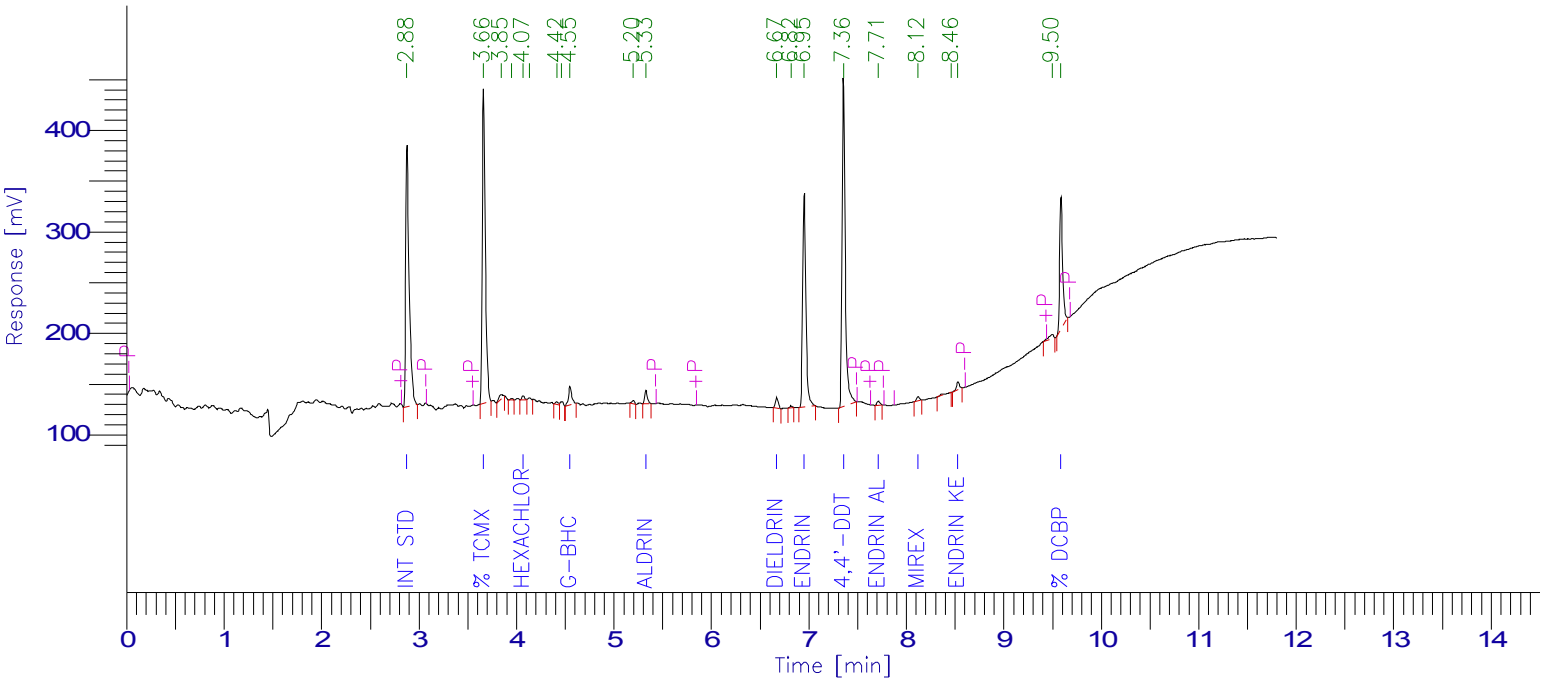

PESTICIDE REPORT

Peak #	Time [min]	Component Name	Raw Amount	Surrogate Recovery TCMX & DCBP	Multiplier	Adjusted Amount for Labowrks	Area [µV·s]
1	2.878	Int Std	100.0000	250.0000	1.0000	100.0000	638634.33
2	3.664	% TCMX	68.7272	171.8181	1.0000	68.7272	672009.01
5	4.070	Hexachlorobenzene	0.4981	1.2453	1.0000	0.4981	7096.60
0	4.219	a-BHC	0.0000	0.0000	1.0000	0.0000	0.00
9	4.550	g-BHC	2.5163	6.2908	1.0000	2.5163	42006.16
0	4.629	b-BHC	0.0000	0.0000	1.0000	0.0000	0.00
0	4.798	d-BHC	0.0000	0.0000	1.0000	0.0000	0.00
0	5.020	Heptachlor	0.0000	0.0000	1.0000	0.0000	0.00
11	5.329	Aldrin	1.6091	4.0228	1.0000	1.6091	24538.52
0	5.956	Heptachlor epoxide	0.0000	0.0000	1.0000	0.0000	0.00
0	6.094	g-Chlordane	0.0000	0.0000	1.0000	0.0000	0.00
0	6.238	a-Chlordane	0.0000	0.0000	1.0000	0.0000	0.00
0	6.316	4,4'-DDE	0.0000	0.0000	1.0000	0.0000	0.00
0	6.395	Endosulfan I	0.0000	0.0000	1.0000	0.0000	0.00
12	6.672	Dieldrin	1.6328	4.0821	1.0000	1.6328	20904.10
14	6.953	Endrin	45.5066	113.7665	1.0000	45.5066	490654.89
0	7.007	4,4'-DDD	0.0000	0.0000	1.0000	0.0000	0.00
0	7.217	Endosulfan II	0.0000	0.0000	1.0000	0.0000	0.00
15	7.356	4,4'-DDT	83.5307	208.8268	1.0000	83.5307	746869.84
16	7.714	Endrin aldehyde	1.1428	2.8570	1.0000	1.1428	8120.77
0	7.913	Methoxychlor	0.0000	0.0000	1.0000	0.0000	0.00
17	8.120	Mirex	1.4131	3.5327	1.0000	1.4131	9050.36
0	8.200	Endosulfan sulfate	0.0000	0.0000	1.0000	0.0000	0.00
19	8.530	Endrin Ketone	1.9740	4.9351	1.0000	1.9740	16728.82
21	9.587	% DCBP	52.6879	131.7198	1.0000	52.6879	278053.61
				903.0970	25.0000	361.2388	2954667.02

Client Id: Degradation Standard

Software Version: 4.1<1L22>
Date: 4/27/17 09:46 AM
Sample Name : DEG STD;10I
Data File : E:\TC2017\ECD35\04-APR\426B020.RAW Date: 4/26/17 04:02 PM
Sequence File: E:\TC2017\ECD35\04-APR\PEST_SEQ.SEQ Cycle: 812 Channel : B
Instrument : AUTO_ECD35 Rack/Vial: 0/16 Operator: ce
Sample Amount : 1.0000 Dilution Factor : 1.00

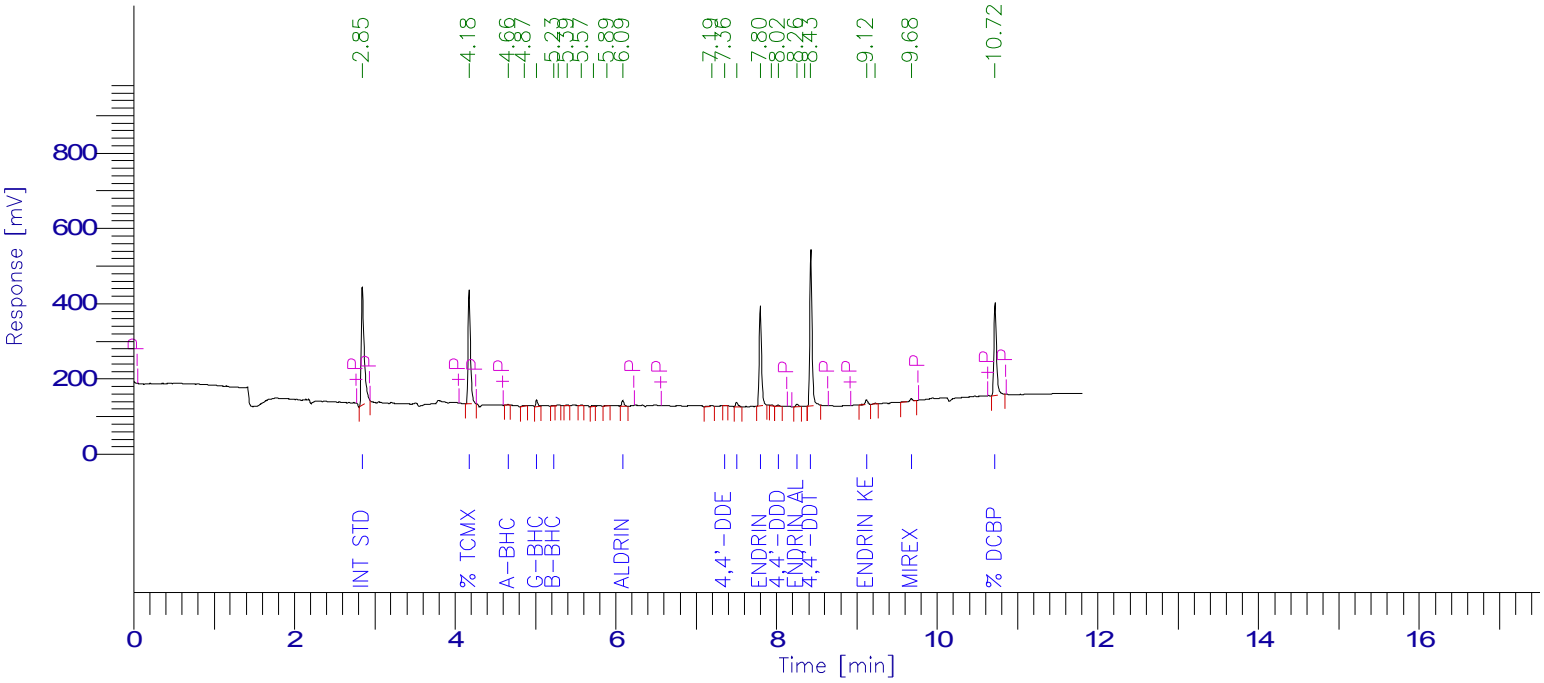

PESTICIDE REPORT

Peak #	Time [min]	Component Name	Raw Amount	Surrogate Recovery TCMX & DCBP	Multiplier	Adjusted Amount for Labowrks	Area [µV·s]
1	2.846	Int Std	100.0000	250.0000	1.0000	100.0000	799217.30
2	4.176	% TCMX	75.9385	189.8464	1.0000	75.9385	629157.38
3	4.661	a-BHC	0.1289	0.3223	1.0000	0.1289	2816.56
0	4.715	Hexachlorobenzene	0.0000	0.0000	1.0000	0.0000	0.00
5	5.014	g-BHC	1.9988	4.9970	1.0000	1.9988	30966.01
6	5.227	b-BHC	0.2905	0.7264	1.0000	0.2905	2367.97
0	5.491	d-BHC	0.0000	0.0000	1.0000	0.0000	0.00
0	5.687	Heptachlor	0.0000	0.0000	1.0000	0.0000	0.00
12	6.085	Aldrin	1.6967	4.2416	1.0000	1.6967	29103.91
0	6.627	Heptachlor epoxide	0.0000	0.0000	1.0000	0.0000	0.00
0	6.973	g-Chlordane	0.0000	0.0000	1.0000	0.0000	0.00
0	7.086	a-Chlordane	0.0000	0.0000	1.0000	0.0000	0.00
0	7.139	Endosulfan I	0.0000	0.0000	1.0000	0.0000	0.00
14	7.356	4,4'-DDE	0.2012	0.5031	1.0000	0.2012	2713.92
15	7.504	Dieldrin	1.6680	4.1699	1.0000	1.6680	24846.85
16	7.797	Endrin	43.8741	109.6853	1.0000	43.8741	538796.15
18	8.021	4,4'-DDD	0.7135	1.7837	1.0000	0.7135	6238.57
0	8.080	Endosulfan II	0.0000	0.0000	1.0000	0.0000	0.00
19	8.255	Endrin aldehyde	1.8413	4.6032	1.0000	1.8413	15893.42
21	8.427	4,4'-DDT	97.8014	244.5036	1.0000	97.8014	822529.15
0	8.547	Endosulfan sulfate	0.0000	0.0000	1.0000	0.0000	0.00
0	9.030	Methoxychlor	0.0000	0.0000	1.0000	0.0000	0.00
22	9.119	Endrin Ketone	3.0737	7.6842	1.0000	3.0737	30343.30
24	9.677	Mirex	2.5033	6.2582	1.0000	2.5033	16340.51
25	10.719	% DCBP	70.6924	176.7311	1.0000	70.6924	558797.59
			1006.0560	25.0000		402.4224	3510128.61

7D-DEG
PESTICIDE DEGRADATION STANDARD

Lab Name: Phoenix Environmental Client: NETC

Lab Code: Phoenix Case No.: SAS No.: SDG No.: GBY06958

GC Col A: ZB MR1 ID: 0.53 (mm) Date Analyzed: 04/26/17

Instrument: ECD4 Time Analyzed: 15:57

File: 426A019

ENDRIN BREAKDOWN

Compounds	Area
Endrin	1044042.42
Endrin Aldehyde	11029.15
Endrin Ketone	36255.33
Total Area	1091326.90

Endrin Ketone	36255.33
Endrin Aldehyde	11029.15
Breakdown Area	47284.48

Endrin Breakdown %	**4.3**	Breakdown Area / Total Area Must be < 15%

DDT BREAKDOWN

Compounds	Area
DDT	1537086.41
DDE	6915.47
DDD	0.00
Total Area	1544001.88

DDE	0.00
DDD	6915.47
Breakdown Area	6915.47

DDT Breakdown %	**0.4**	Breakdown Area / Total Area Must be < 15%

FORM VII PEST DEG

7D-DEG
PESTICIDE DEGRADATION STANDARD

Lab Name: Phoenix Environmental Client: NETC

Lab Code: Phoenix Case No.: SAS No.: SDG No.: GBY06958

GC Col B: ZB MR2 ID: 0.53 (mm) Date Analyzed: 04/26/17

Instrument: ECD4 Time Analyzed: 15:57

File: 426B019

ENDRIN BREAKDOWN

Compounds	Area
Endrin	866724.98
Endrin Aldehyde	11239.83
Endrin Ketone	26518.11
Total Area	904482.92

Endrin Ketone	26518.11
Endrin Aldehyde	11239.83
Breakdown Area	37757.94

Endrin Breakdown %	**4.2**	Breakdown Area / Total Area Must be < 15%

DDT BREAKDOWN

Compounds	Area
DDT	1281165.13
DDE	2467.39
DDD	4045.66
Total Area	1287678.18

DDE	4045.66
DDD	2467.39
Breakdown Area	6513.05

DDT Breakdown %	**0.5**	Breakdown Area / Total Area Must be < 15%

FORM VII PEST DEG

Client Id: Degradation Standard

Software Version: 4.1<1L22>
Date: 4/27/17 10:32 AM
Sample Name : deg std;10i
Data File   : E:\TC2017\ECD4\04-APR\426A019.RAW   Date: 4/26/17 03:57 PM
Sequence File: E:\TC2017\ECD4\04-APR\PEST_SEQ.SEQ   Cycle: 951   Channel : A
Instrument   : AUTO4-DUAL_ECD   Rack/Vial: 0/17   Operator: CE
Sample Amount   : 1.0000   Dilution Factor : 1.00

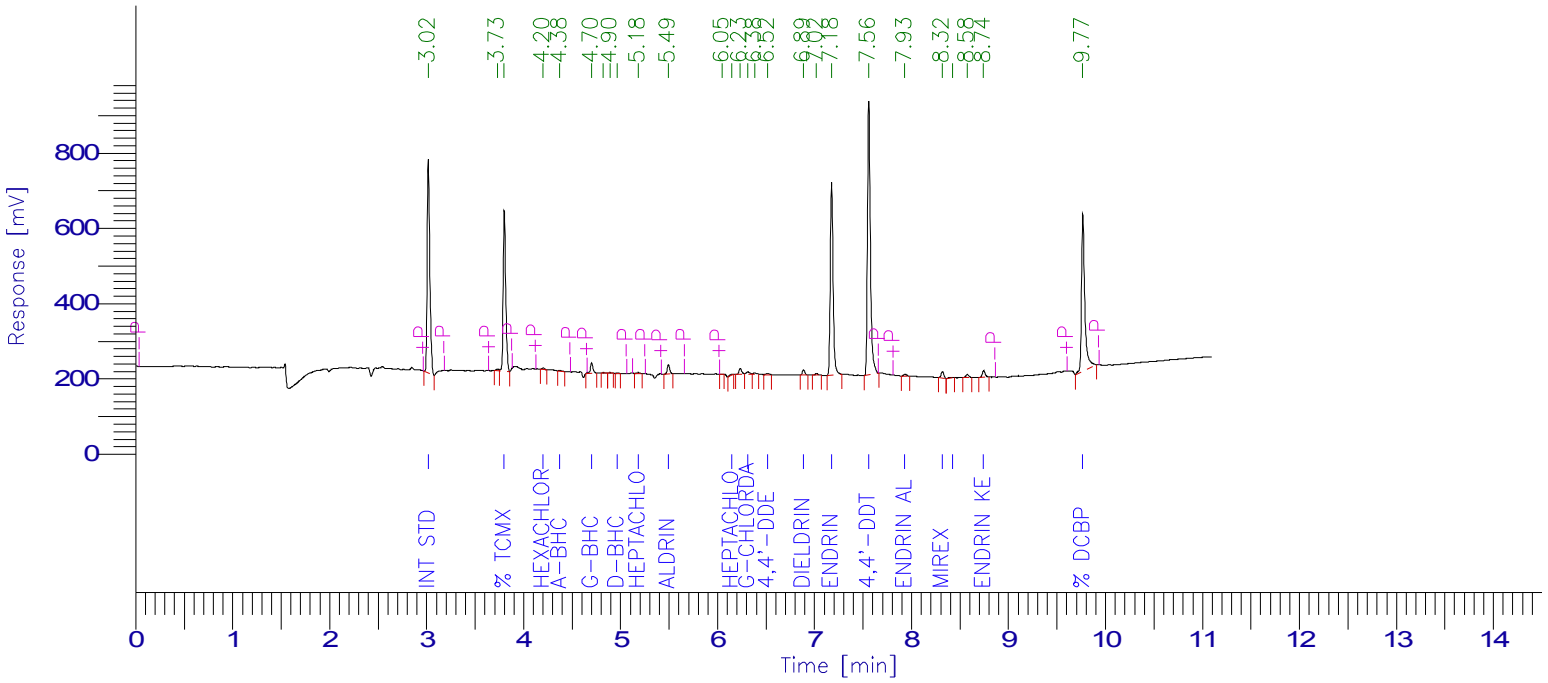

PESTICIDE REPORT

Peak #	Time [min]	Component Name	Raw Amount	Surrogate Recovery Multiplier TCMX & DCBP		Adjusted Amount for Labowrks	Area [µV·s]
1	3.017	Int Std	100.0000	250.0000	1.0000	100.0000	1077212.91
3	3.801	% TCMX	67.3705	168.4264	1.0000	67.3705	785500.74
4	4.203	Hexachlorobenzene	0.2228	0.5570	1.0000	0.2228	6851.51
5	4.375	a-BHC	0.0933	0.2334	1.0000	0.0933	2906.78
6	4.701	g-BHC	1.6986	4.2465	1.0000	1.6986	56784.48
0	4.786	b-BHC	0.0000	0.0000	1.0000	0.0000	0.00
9	4.968	d-BHC	0.0791	0.1979	1.0000	0.0791	2328.32
10	5.183	Heptachlor	0.1657	0.4142	1.0000	0.1657	4711.31
11	5.493	Aldrin	1.5415	3.8537	1.0000	1.5415	44070.81
13	6.148	Heptachlor epoxide	0.2592	0.6479	1.0000	0.2592	7016.24
15	6.314	g-Chlordane	0.5338	1.3346	1.0000	0.5338	16218.75
0	6.431	a-Chlordane	0.0000	0.0000	1.0000	0.0000	0.00
17	6.515	4,4'-DDE	0.2978	0.7445	1.0000	0.2978	6915.47
0	6.597	Endosulfan I	0.0000	0.0000	1.0000	0.0000	0.00
18	6.886	Dieldrin	1.0349	2.5872	1.0000	1.0349	25417.26
20	7.176	Endrin	49.4464	123.6160	1.0000	49.4464	1044042.42
0	7.216	4,4'-DDD	0.0000	0.0000	1.0000	0.0000	0.00
0	7.437	Endosulfan II	0.0000	0.0000	1.0000	0.0000	0.00
21	7.559	4,4'-DDT	84.0860	210.2150	1.0000	84.0860	1537086.41
22	7.932	Endrin aldehyde	0.6178	1.5446	1.0000	0.6178	11029.15
0	8.100	Methoxychlor	0.0000	0.0000	1.0000	0.0000	0.00
23	8.318	Mirex	1.9719	4.9298	1.0000	1.9719	32826.83
24	8.427	Endosulfan sulfate	0.2675	0.6689	1.0000	0.2675	5087.22
26	8.744	Endrin Ketone	1.7078	4.2695	1.0000	1.7078	36255.33
27	9.766	% DCBP	65.6483	164.1208	1.0000	65.6483	994916.41
				942.6080	25.0000	377.0432	5697178.36

Client Id: Degradation Standard

Software Version: 4.1<1L22>
Date: 4/27/17 10:32 AM
Sample Name : deg std;10i
Data File : E:\TC2017\ECD4\04-APR\426B019.RAW Date: 4/26/17 03:57 PM
Sequence File: E:\TC2017\ECD4\04-APR\PEST_SEQ.SEQ Cycle: 951 Channel : B
Instrument : AUTO4-DUAL_ECD Rack/Vial: 0/17 Operator: CE
Sample Amount : 1.0000 Dilution Factor : 1.00

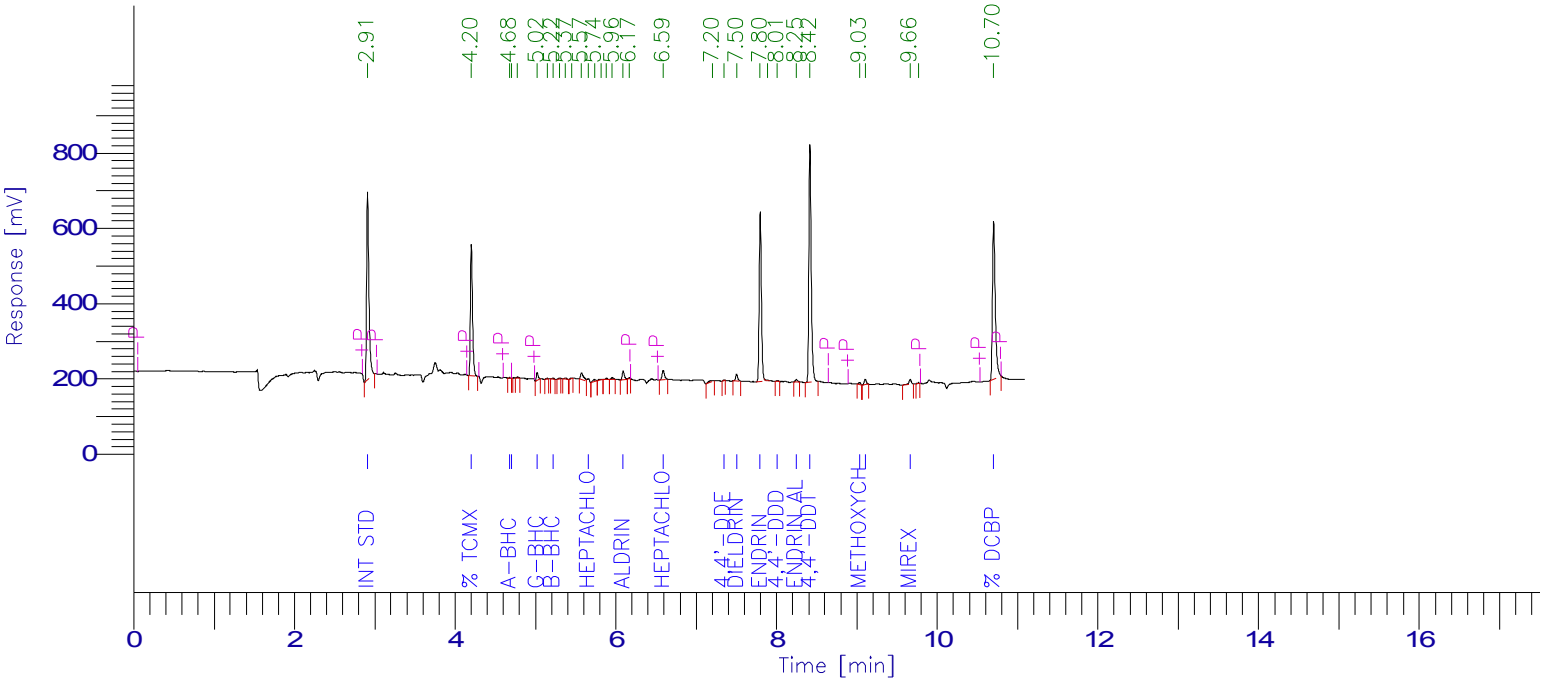

PESTICIDE REPORT

Peak #	Time [min]	Component Name	Raw Amount	Surrogate Recovery TCMX & DCBP	Multiplier	Adjusted Amount for Labowrks	Area [µV·s]
1	2.909	Int Std	100.0000	250.0000	1.0000	100.0000	998422.46
2	4.201	% TCMX	70.4211	176.0526	1.0000	70.4211	639241.98
3	4.675	a-BHC	0.0905	0.2262	1.0000	0.0905	2124.17
6	5.021	g-BHC	1.5400	3.8500	1.0000	1.5400	34001.57
8	5.219	b-BHC	0.5005	1.2513	1.0000	0.5005	5332.04
0	5.500	d-BHC	0.0000	0.0000	1.0000	0.0000	0.00
13	5.659	Heptachlor	0.7044	1.7611	1.0000	0.7044	16286.71
18	6.092	Aldrin	1.6383	4.0956	1.0000	1.6383	41452.74
20	6.589	Heptachlor epoxide	1.9908	4.9770	1.0000	1.9908	52939.24
0	6.974	g-Chlordane	0.0000	0.0000	1.0000	0.0000	0.00
0	7.082	a-Chlordane	0.0000	0.0000	1.0000	0.0000	0.00
0	7.138	Endosulfan I	0.0000	0.0000	1.0000	0.0000	0.00
22	7.348	4,4'-DDE	0.1176	0.2940	1.0000	0.1176	2467.39
23	7.503	Dieldrin	1.4491	3.6228	1.0000	1.4491	32251.12
24	7.797	Endrin	50.8964	127.2411	1.0000	50.8964	866724.98
26	8.009	4,4'-DDD	0.3378	0.8446	1.0000	0.3378	4045.66
0	8.076	Endosulfan II	0.0000	0.0000	1.0000	0.0000	0.00
27	8.245	Endrin aldehyde	0.7628	1.9070	1.0000	0.7628	11239.83
28	8.415	4,4'-DDT	81.9563	204.8907	1.0000	81.9563	1281165.13
0	8.531	Endosulfan sulfate	0.0000	0.0000	1.0000	0.0000	0.00
29	9.034	Methoxychlor	1.3092	3.2730	1.0000	1.3092	9513.94
30	9.104	Endrin Ketone	1.4544	3.6359	1.0000	1.4544	26518.11
31	9.663	Mirex	2.2505	5.6262	1.0000	2.2505	31232.65
33	10.701	% DCBP	66.4630	166.1575	1.0000	66.4630	1015874.16
				959.7067	24.0000	383.8827	5070833.90

7D
PESTICIDE CALIBRATION VERIFICATION SUMMARY
Confirmation

Lab Name: Phoenix Environmental Client: NETC

Lab Code: Phoenix Case No.: SAS No.: SDG No.: GBY06958

GC Col A: CLP ID: 0.53 (mm) Init. Calib. Date(s): 04/19/17 04/19/17

EPA Sample No.(PIBLK): HEX Date Analyzed: 04/26/17

LAB Sample ID (PIBLK): HEX - 426A018 Time Analyzed: 15:29

EPA Sample No.(PEM): Date Analyzed:

LAB Sample ID (PEM): Time Analyzed:

Instrument: ECD35 File: 426A018

COMPOUND	RT	RT WINDOW FROM	RT WINDOW TO	CALC AMOUNT ppb	NOM AMOUNT ppb	% D		CF
alpha-BHC		4.28	4.38	1.0U				
beta-BHC		4.69	4.79	1.0U				
delta-BHC		4.87	4.97	3.3U				
gamma-BHC (Lindane)		4.61	4.71	1.0U				
Heptachlor		5.08	5.18	3.3U				
Aldrin		5.39	5.49	1.0U				
Heptachlor Epoxide		6.02	6.16	3.3U				
Endosulfan I		6.47	6.61	3.3U				
Dieldrin		6.75	6.89	1.0U				
4,4' -DDE		6.38	6.52	1.7U				
Endrin		7.04	7.18	3.3U				
Endosulfan II		7.31	7.45	3.3U				
4,4' -DDD		7.09	7.23	1.7U				
Endosulfan Sulfate		8.28	8.42	3.3U				
4,4' -DDT		7.42	7.56	1.7U				
Methoxychlor		7.97	8.11	3.3U				
Endrin ketone		8.60	8.74	3.3U				
Endrin Aldehyde		7.79	7.93	3.3U				
alpha-Chlordane		6.30	6.44	3.3U				
gamma-Chlordane		6.16	6.30	3.3U				

QC LIMITS:
%D must be less than or equal to 20% (*) Criteria exceeded. CF=Calibration/Response Factor
Both channels need to have the compound detected for a concentration to be reported on either channel.

FORM VII PEST

7D
PESTICIDE CALIBRATION VERIFICATION SUMMARY
Primary

Lab Name: Phoenix Environmental Client: NETC

Lab Code: Phoenix Case No.: SAS No.: SDG No.: GBY06958

GC Col B: rtx-440 ID: 0.32 (mm) Init. Calib. Date(s): 04/19/17 04/19/17

EPA Sample No.(PIBLK): HEX Date Analyzed: 04/26/17

LAB Sample ID (PIBLK): HEX - 426B018 Time Analyzed: 15:29

EPA Sample No.(PEM): Date Analyzed:

LAB Sample ID (PEM): Time Analyzed:

Instrument: ECD35 File: 426B018

COMPOUND	RT	RT WINDOW FROM	RT WINDOW TO	CALC AMOUNT ppb	NOM AMOUNT ppb	% D		CF
alpha-BHC		4.61	4.71	1.0U				
beta-BHC		5.17	5.27	1.0U				
delta-BHC		5.43	5.53	3.3U				
gamma-BHC (Lindane)		4.96	5.06	1.0U				
Heptachlor		5.63	5.73	3.3U				
Aldrin		6.03	6.13	1.0U				
Heptachlor Epoxide		6.54	6.68	3.3U				
Endosulfan I		7.05	7.19	3.3U				
Dieldrin		7.42	7.56	1.0U				
4,4' -DDE		7.26	7.40	1.7U				
Endrin		7.71	7.85	3.3U				
Endosulfan II		7.99	8.13	3.3U				
4,4' -DDD		7.93	8.07	1.7U				
Endosulfan Sulfate		8.46	8.60	3.3U				
4,4' -DDT		8.33	8.47	1.7U				
Methoxychlor		8.94	9.08	3.3U				
Endrin ketone		9.02	9.16	3.3U				
Endrin Aldehyde		8.16	8.30	3.3U				
alpha-Chlordane		7.00	7.14	3.3U				
gamma-Chlordane		6.89	7.03	3.3U				

QC LIMITS:
%D must be less than or equal to 20% (*) Criteria exceeded. CF=Calibration/Response Factor
Both channels need to have the compound detected for a concentration to be reported on either channel.

FORM VII PEST

Client Id: Continuing Blank

Software Version: 4.1<1L22>
Date: 4/26/17 04:06 PM
Sample Name : HEX
Data File   : E:\TC2017\ECD35\04-APR\426A018.RAW   Date: 4/26/17 03:29 PM
Sequence File: E:\TC2017\ECD35\04-APR\PEST_SEQ.SEQ   Cycle: 810   Channel : A
Instrument   : AUTO_ECD35   Rack/Vial: 0/1   Operator: ce
Sample Amount   : 1.0000   Dilution Factor : 1.00

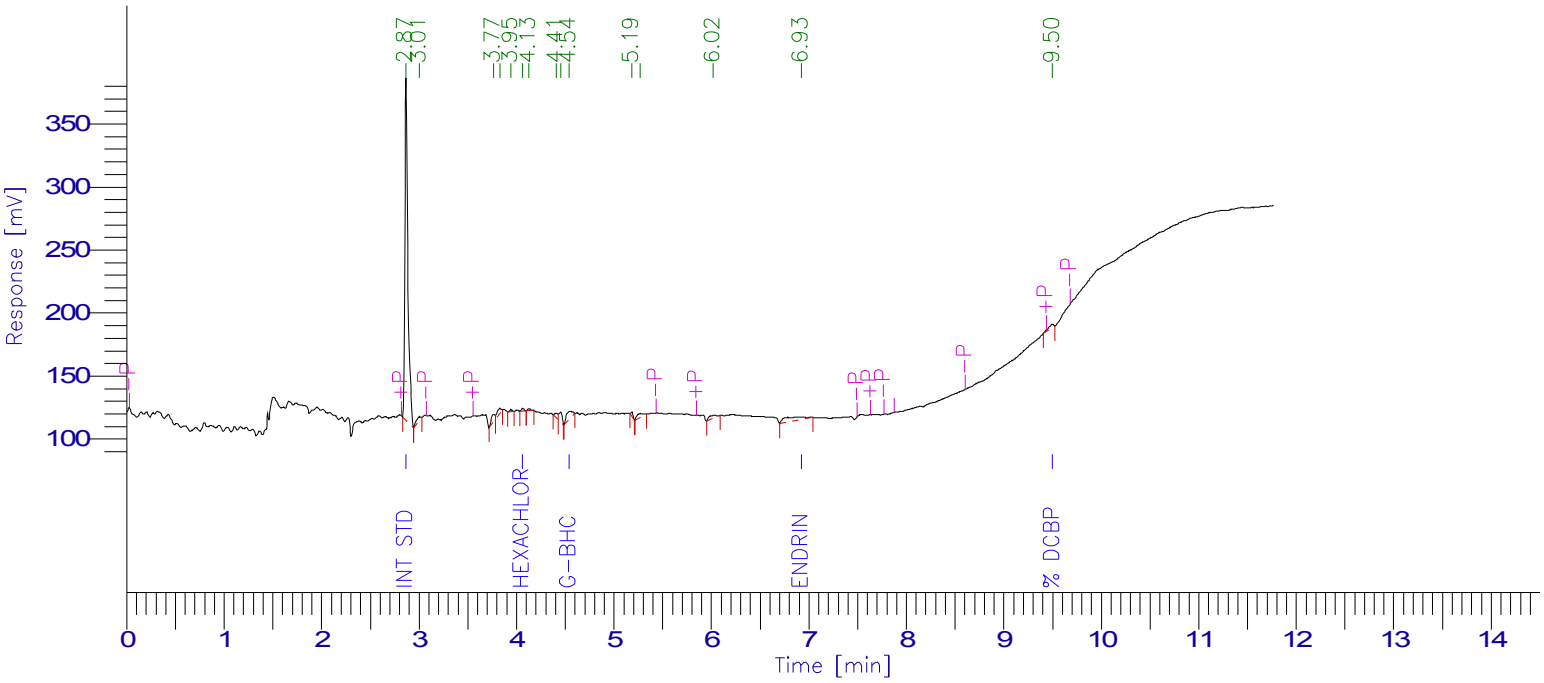

PESTICIDE REPORT

Peak #	Time [min]	Component Name	Raw Amount	Surrogate Recovery TCMX & DCBP	Multiplier	Adjusted Amount for Labowrks	Area [µV·s]
1	2.869	Int Std	100.0000	250.0000	1.0000	100.0000	583333.10
0	3.656	% TCMX	0.0000	0.0000	1.0000	0.0000	0.00
6	4.064	Hexachlorobenzene	0.3340	0.8350	1.0000	0.3340	4346.40
0	4.219	a-BHC	0.0000	0.0000	1.0000	0.0000	0.00
10	4.543	g-BHC	1.8816	4.7039	1.0000	1.8816	28690.04
0	4.629	b-BHC	0.0000	0.0000	1.0000	0.0000	0.00
0	4.798	d-BHC	0.0000	0.0000	1.0000	0.0000	0.00
0	5.020	Heptachlor	0.0000	0.0000	1.0000	0.0000	0.00
0	5.326	Aldrin	0.0000	0.0000	1.0000	0.0000	0.00
0	5.956	Heptachlor epoxide	0.0000	0.0000	1.0000	0.0000	0.00
0	6.094	g-Chlordane	0.0000	0.0000	1.0000	0.0000	0.00
0	6.238	a-Chlordane	0.0000	0.0000	1.0000	0.0000	0.00
0	6.316	4,4'-DDE	0.0000	0.0000	1.0000	0.0000	0.00
0	6.395	Endosulfan I	0.0000	0.0000	1.0000	0.0000	0.00
0	6.669	Dieldrin	0.0000	0.0000	1.0000	0.0000	0.00
14	6.927	Endrin	4.3582	10.8954	1.0000	4.3582	42921.10
0	7.007	4,4'-DDD	0.0000	0.0000	1.0000	0.0000	0.00
0	7.217	Endosulfan II	0.0000	0.0000	1.0000	0.0000	0.00
0	7.341	4,4'-DDT	0.0000	0.0000	1.0000	0.0000	0.00
0	7.707	Endrin aldehyde	0.0000	0.0000	1.0000	0.0000	0.00
0	7.913	Methoxychlor	0.0000	0.0000	1.0000	0.0000	0.00
0	8.094	Mirex	0.0000	0.0000	1.0000	0.0000	0.00
0	8.200	Endosulfan sulfate	0.0000	0.0000	1.0000	0.0000	0.00
0	8.525	Endrin Ketone	0.0000	0.0000	1.0000	0.0000	0.00
15	9.501	% DCBP	2.5195	6.2987	1.0000	2.5195	12144.85
				272.7331	25.0000	109.0932	671435.49

Client Id: Continuing Blank

Software Version: 4.1<1L22>
Date: 4/26/17 04:06 PM
Sample Name : HEX
Data File   : E:\TC2017\ECD35\04-APR\426B018.RAW   Date: 4/26/17 03:29 PM
Sequence File: E:\TC2017\ECD35\04-APR\PEST_SEQ.SEQ   Cycle: 810   Channel : B
Instrument   : AUTO_ECD35   Rack/Vial: 0/1   Operator: ce
Sample Amount   : 1.0000   Dilution Factor : 1.00

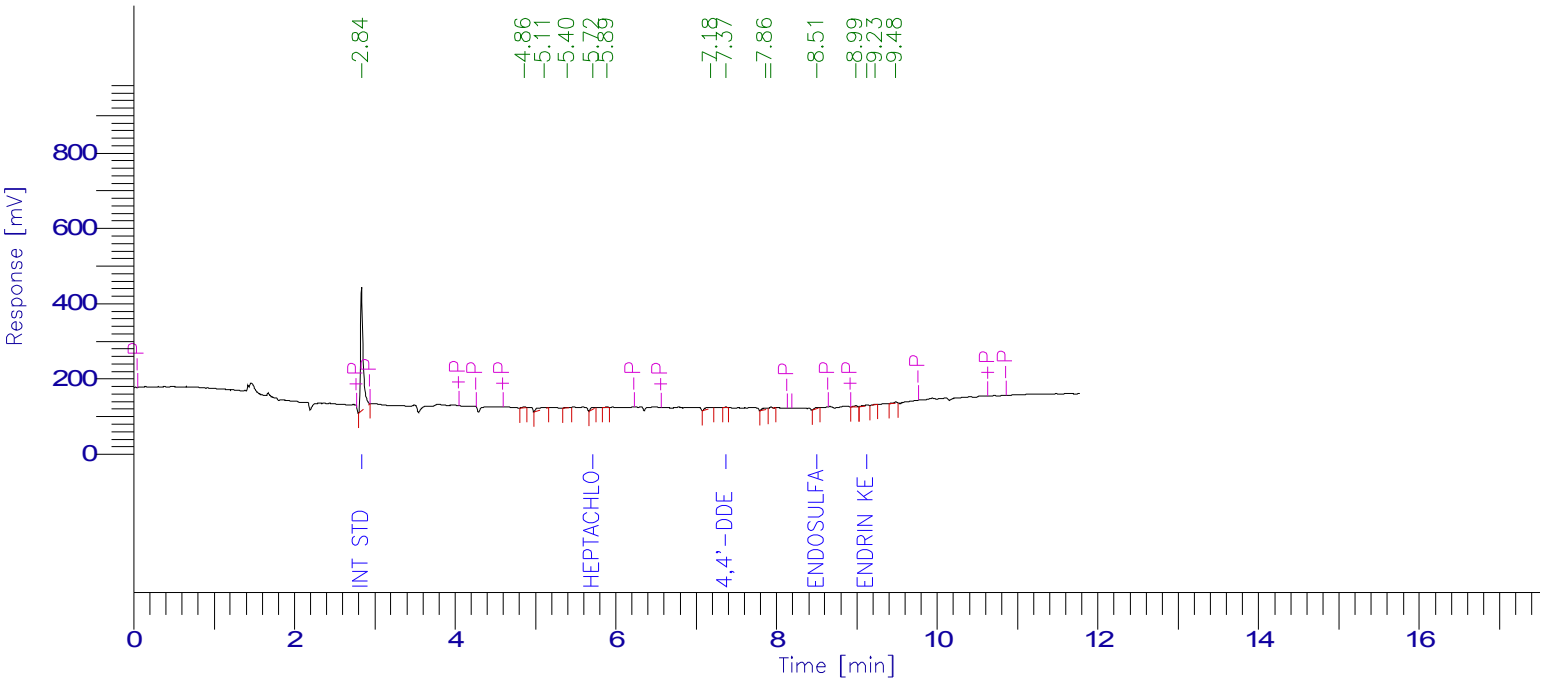

PESTICIDE REPORT

Peak #	Time [min]	Component Name	Raw Amount	Surrogate Recovery TCMX & DCBP	Multiplier	Adjusted Amount for Labowrks	Area [µV·s]
1	2.836	Int Std	100.0000	250.0000	1.0000	100.0000	754390.40
0	4.181	% TCMX	0.0000	0.0000	1.0000	0.0000	0.00
0	4.662	a-BHC	0.0000	0.0000	1.0000	0.0000	0.00
0	4.715	Hexachlorobenzene	0.0000	0.0000	1.0000	0.0000	0.00
0	5.014	g-BHC	0.0000	0.0000	1.0000	0.0000	0.00
0	5.224	b-BHC	0.0000	0.0000	1.0000	0.0000	0.00
0	5.491	d-BHC	0.0000	0.0000	1.0000	0.0000	0.00
5	5.717	Heptachlor	1.1431	2.8578	1.0000	1.1431	19153.01
0	6.087	Aldrin	0.0000	0.0000	1.0000	0.0000	0.00
0	6.627	Heptachlor epoxide	0.0000	0.0000	1.0000	0.0000	0.00
0	6.973	g-Chlordane	0.0000	0.0000	1.0000	0.0000	0.00
0	7.086	a-Chlordane	0.0000	0.0000	1.0000	0.0000	0.00
0	7.139	Endosulfan I	0.0000	0.0000	1.0000	0.0000	0.00
8	7.372	4,4'-DDE	0.2314	0.5786	1.0000	0.2314	2946.36
0	7.510	Dieldrin	0.0000	0.0000	1.0000	0.0000	0.00
0	7.800	Endrin	0.0000	0.0000	1.0000	0.0000	0.00
0	8.020	4,4'-DDD	0.0000	0.0000	1.0000	0.0000	0.00
0	8.080	Endosulfan II	0.0000	0.0000	1.0000	0.0000	0.00
0	8.248	Endrin aldehyde	0.0000	0.0000	1.0000	0.0000	0.00
0	8.423	4,4'-DDT	0.0000	0.0000	1.0000	0.0000	0.00
11	8.505	Endosulfan sulfate	1.7566	4.3915	1.0000	1.7566	14914.97
0	9.030	Methoxychlor	0.0000	0.0000	1.0000	0.0000	0.00
13	9.125	Endrin Ketone	1.6765	4.1913	1.0000	1.6765	15622.24
0	9.670	Mirex	0.0000	0.0000	1.0000	0.0000	0.00
0	10.715	% DCBP	0.0000	0.0000	1.0000	0.0000	0.00
				262.0191	25.0000	104.8077	807026.98

7D
PESTICIDE CALIBRATION VERIFICATION SUMMARY
Confirmation

Lab Name: Phoenix Environmental Client: NETC

Lab Code: Phoenix Case No.: SAS No.: SDG No.: GBY06958

GC Col A: CLP ID: 0.53 (mm) Init. Calib. Date(s): 04/19/17 04/19/17

EPA Sample No.(PIBLK): Date Analyzed:

LAB Sample ID (PIBLK): Time Analyzed:

EPA Sample No.(PEM): MIX 4;11L Date Analyzed: 04/26/17

LAB Sample ID (PEM): MIX 4;11L - 426A019 Time Analyzed: 15:46

Instrument: ECD35 File: 426A019

COMPOUND	RT	RT WINDOW FROM	RT WINDOW TO	RAW AMOUNT ppb	NOM AMOUNT ppb	% D		CF
alpha-BHC	4.23	4.28	4.38	46	50	8		2.807
beta-BHC	4.63	4.69	4.79	49	50	2		1.029
delta-BHC	4.81	4.87	4.97	45	50	10		2.508
gamma-BHC (Lindane)	4.55	4.61	4.71	45	50	10		2.614
Heptachlor	5.02	5.08	5.18	44	50	12		2.496
Aldrin	5.32	5.39	5.49	44	50	12		2.388
Heptachlor Epoxide	5.95	6.02	6.16	45	50	10		2.032
Endosulfan I	6.39	6.47	6.61	46	50	8		1.900
Dieldrin	6.67	6.75	6.89	43	50	14		2.005
4,4' -DDE	6.31	6.38	6.52	43	50	14		1.779
Endrin	6.94	7.04	7.18	44	50	12		1.688
Endosulfan II	7.22	7.31	7.45	46	50	8		1.486
4,4' -DDD	7.01	7.09	7.23	44	50	12		1.428
Endosulfan Sulfate	8.20	8.28	8.42	40	50	20		1.081
4,4' -DDT	7.35	7.42	7.56	44	50	12		1.400
Methoxychlor	7.91	7.97	8.11	41	50	18		0.622
Endrin ketone	8.52	8.60	8.74	40	50	20		1.327
Endrin Aldehyde	7.70	7.79	7.93	44	50	12		1.113
alpha-Chlordane	6.24	6.30	6.44	44	50	12		1.967
gamma-Chlordane	6.09	6.16	6.30	44	50	12		2.059
Decachlorobiphenyl	9.58	9.60	9.80	58	80	28		0.826
Tetrachloro-m-xylene	3.66	3.71	3.81	73	80	9		1.531

QC LIMITS:
%D must be less than or equal to 20% (*) Criteria exceeded. CF=Calibration/Response Factor

FORM VII PEST

7D
PESTICIDE CALIBRATION VERIFICATION SUMMARY
Primary

Lab Name: Phoenix Environmental Client: NETC

Lab Code: Phoenix Case No.: SAS No.: SDG No.: GBY06958

GC Col B: rtx-440 ID: 0.32 (mm) Init. Calib. Date(s): 04/19/17 04/19/17

EPA Sample No.(PIBLK): Date Analyzed:

LAB Sample ID (PIBLK): Time Analyzed:

EPA Sample No.(PEM): MIX 4;11L Date Analyzed: 04/26/17

LAB Sample ID (PEM): MIX 4;11L - 426B019 Time Analyzed: 15:46

Instrument: ECD35 File: 426B019

COMPOUND	RT	RT WINDOW FROM	RT WINDOW TO	RAW AMOUNT ppb	NOM AMOUNT ppb	% D		CF
alpha-BHC	4.65	4.61	4.71	46	50	8		2.734
beta-BHC	5.22	5.17	5.27	47	50	6		1.020
delta-BHC	5.49	5.43	5.53	46	50	8		2.531
gamma-BHC (Lindane)	5.01	4.96	5.06	58	50	16		1.938
Heptachlor	5.68	5.63	5.73	47	50	6		2.221
Aldrin	6.08	6.03	6.13	50	50	0		2.146
Heptachlor Epoxide	6.62	6.54	6.68	48	50	4		1.971
Endosulfan I	7.12	7.05	7.19	53	50	6		1.752
Dieldrin	7.50	7.42	7.56	44	50	12		1.864
4,4' -DDE	7.34	7.26	7.40	48	50	4		1.688
Endrin	7.79	7.71	7.85	43	50	14		1.537
Endosulfan II	8.07	7.99	8.13	48	50	4		1.349
4,4' -DDD	8.01	7.93	8.07	45	50	10		1.094
Endosulfan Sulfate	8.54	8.46	8.60	50	50	0		1.126
4,4' -DDT	8.42	8.33	8.47	49	50	2		1.052
Methoxychlor	9.03	8.94	9.08	45	50	10		0.549
Endrin ketone	9.11	9.02	9.16	49	50	2		1.235
Endrin Aldehyde	8.24	8.16	8.30	49	50	2		1.080
alpha-Chlordane	7.07	7.00	7.14	46	50	8		1.881
gamma-Chlordane	6.96	6.89	7.03	48	50	4		1.993
Decachlorobiphenyl	10.71	10.58	10.78	76	80	5		0.989
Tetrachloro-m-xylene	4.17	4.13	4.23	80	80	0		1.037

QC LIMITS:
%D must be less than or equal to 20% (*) Criteria exceeded. CF=Calibration/Response Factor

FORM VII PEST

Client Id: Continuing Calibration

Software Version: 4.1<1L22>
Date: 4/26/17 04:06 PM
Sample Name : MIX 4;11L
Data File   : E:\TC2017\ECD35\04-APR\426A019.RAW   Date: 4/26/17 03:46 PM
Sequence File: E:\TC2017\ECD35\04-APR\PEST_SEQ.SEQ   Cycle: 811   Channel : A
Instrument   : AUTO_ECD35   Rack/Vial: 0/15   Operator: ce
Sample Amount   : 1.0000   Dilution Factor : 1.00

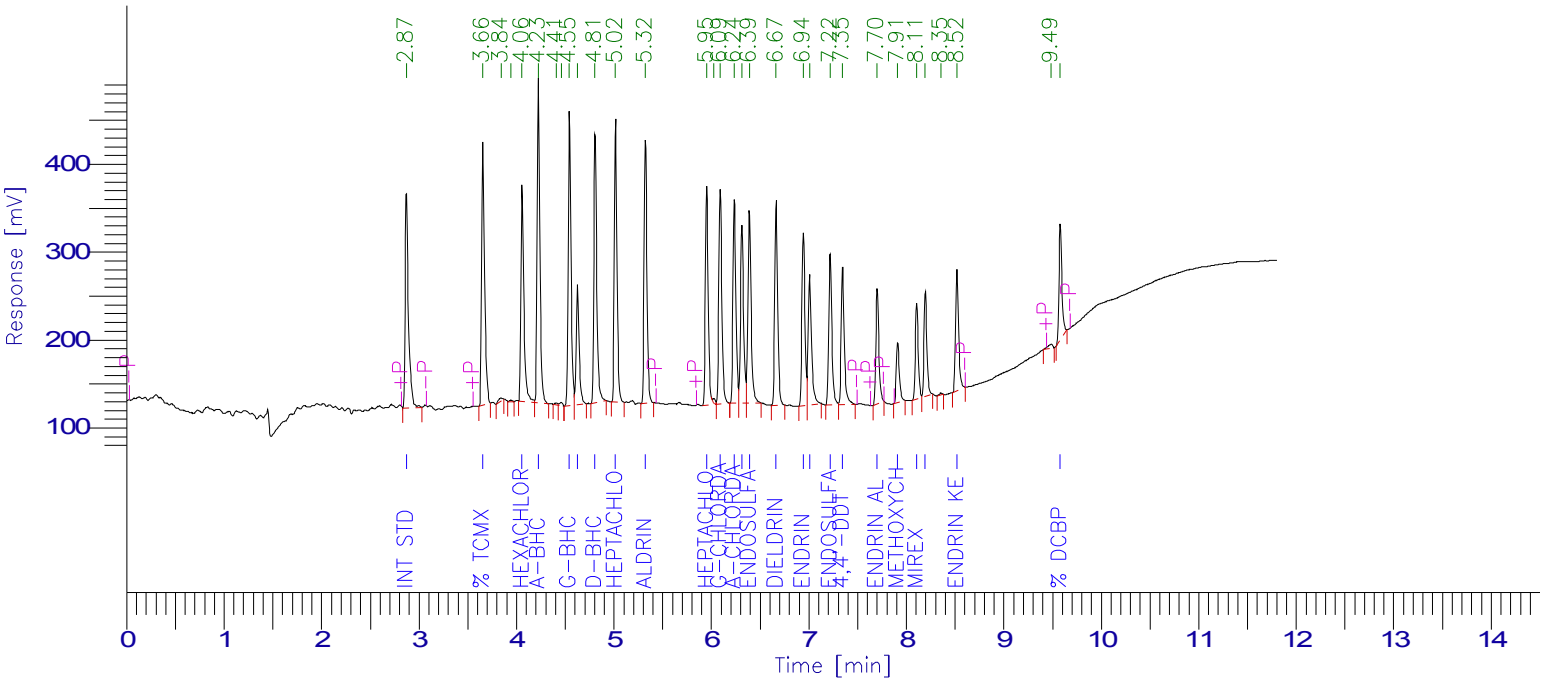

PESTICIDE REPORT

Peak #	Time [min]	Component Name	Raw Amount	Surrogate Recovery Multiplier TCMX & DCBP	Adjusted Amount for Labowrks	Area [µV·s]
1	2.872	Int Std	100.0000	250.0000	1.0000	100.0000	572199.73
2	3.656	% TCMX	73.0448	182.6121	1.0000	73.0448	639928.13
5	4.059	Hexachlorobenzene	41.6459	104.1147	1.0000	41.6459	531584.11
6	4.226	a-BHC	46.4359	116.0898	1.0000	46.4359	745857.59
9	4.545	g-BHC	45.0048	112.5120	1.0000	45.0048	673135.49
10	4.627	b-BHC	49.0063	122.5156	1.0000	49.0063	288683.60
11	4.808	d-BHC	44.6358	111.5895	1.0000	44.6358	640446.63
12	5.018	Heptachlor	43.8429	109.6072	1.0000	43.8429	626233.59
13	5.324	Aldrin	43.5790	108.9475	1.0000	43.5790	595431.27
14	5.953	Heptachlor epoxide	44.5245	111.3113	1.0000	44.5245	517609.84
16	6.092	g-Chlordane	44.1298	110.3244	1.0000	44.1298	519968.49
17	6.236	a-Chlordane	44.0126	110.0316	1.0000	44.0126	495477.87
18	6.314	4,4'-DDE	43.2634	108.1585	1.0000	43.2634	440292.15
19	6.391	Endosulfan I	46.4162	116.0406	1.0000	46.4162	504631.63
20	6.665	Dieldrin	43.1697	107.9242	1.0000	43.1697	495177.28
21	6.944	Endrin	43.8152	109.5381	1.0000	43.8152	423274.84
22	7.009	4,4'-DDD	43.5411	108.8527	1.0000	43.5411	355685.13
23	7.219	Endosulfan II	45.8142	114.5354	1.0000	45.8142	389442.99
24	7.347	4,4'-DDT	44.4487	111.1217	1.0000	44.4487	356084.34
25	7.702	Endrin aldehyde	44.1894	110.4735	1.0000	44.1894	281342.01
26	7.912	Methoxychlor	41.4343	103.5857	1.0000	41.4343	147361.93
27	8.107	Mirex	39.9557	99.8892	1.0000	39.9557	229283.39
28	8.195	Endosulfan sulfate	39.9866	99.9666	1.0000	39.9866	247333.92
30	8.520	Endrin Ketone	39.8835	99.7089	1.0000	39.8835	302831.55
32	9.580	% DCBP	58.0206	145.0516	1.0000	58.0206	274343.97
			2984.5023	25.0000	1193.8009	11293641.48

Client Id: Continuing Calibration

Software Version: 4.1<1L22>
Date: 4/26/17 04:06 PM
Sample Name : MIX 4;11L
Data File   : E:\TC2017\ECD35\04-APR\426B019.RAW   Date: 4/26/17 03:46 PM
Sequence File: E:\TC2017\ECD35\04-APR\PEST_SEQ.SEQ   Cycle: 811   Channel : B
Instrument   : AUTO_ECD35   Rack/Vial: 0/15   Operator: ce
Sample Amount   : 1.0000   Dilution Factor : 1.00

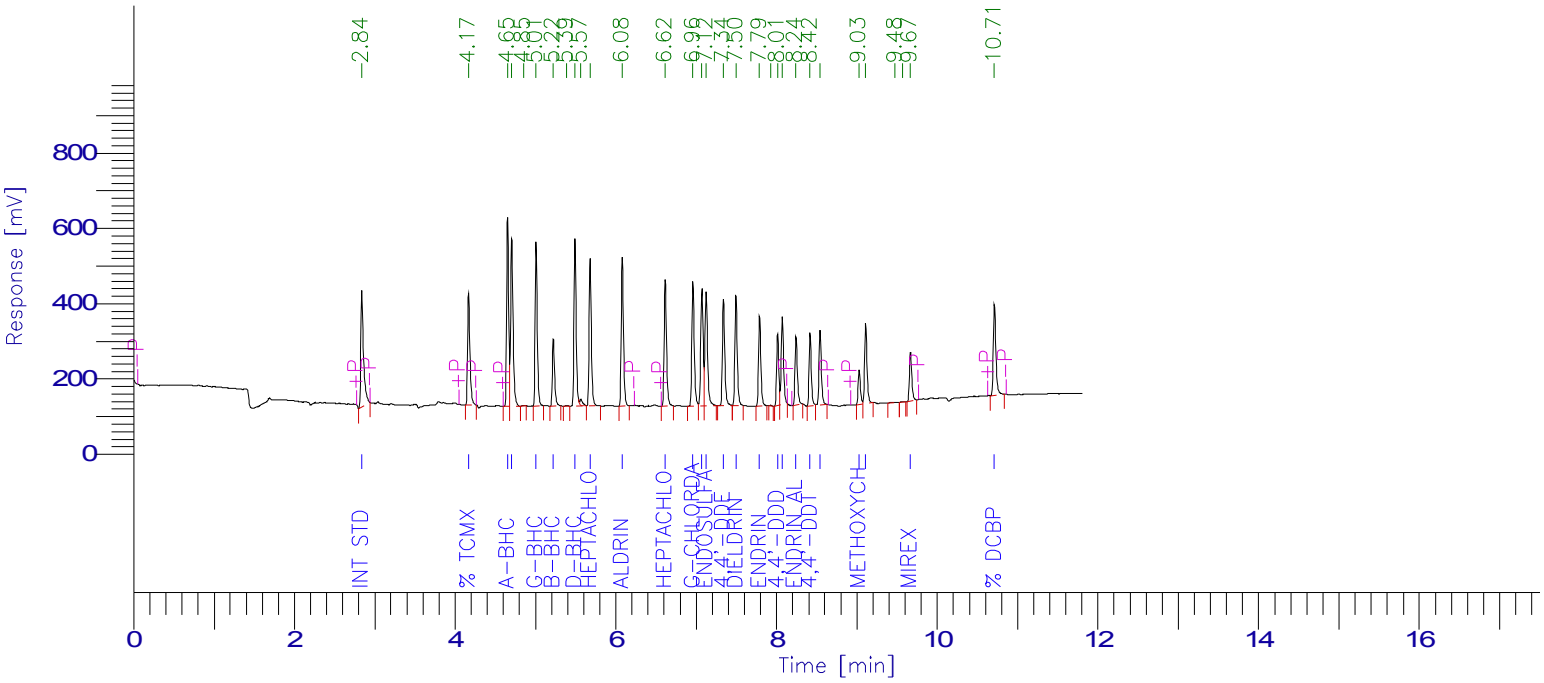

PESTICIDE REPORT

Peak #	Time [min]	Component Name	Raw Amount	Surrogate Recovery Multiplier TCMX & DCBP	Adjusted Amount for Labowrks	Area [µV·s]
1	2.840	Int Std	100.0000	250.0000	1.0000	100.0000	727113.13
2	4.169	% TCMX	80.4070	201.0175	1.0000	80.4070	606077.19
3	4.654	a-BHC	45.8417	114.6043	1.0000	45.8417	911210.78
4	4.706	Hexachlorobenzene	43.0906	107.7266	1.0000	43.0906	928775.46
6	5.008	g-BHC	57.5157	143.7892	1.0000	57.5157	810654.63
7	5.224	b-BHC	47.1487	117.8717	1.0000	47.1487	349600.24
9	5.492	d-BHC	46.2708	115.6770	1.0000	46.2708	851699.19
11	5.681	Heptachlor	46.8601	117.1503	1.0000	46.8601	756764.12
12	6.080	Aldrin	49.6261	124.0653	1.0000	49.6261	774469.24
13	6.615	Heptachlor epoxide	48.4837	121.2092	1.0000	48.4837	695001.89
14	6.961	g-Chlordane	47.8721	119.6802	1.0000	47.8721	693628.10
15	7.072	a-Chlordane	46.0385	115.0963	1.0000	46.0385	629605.11
16	7.124	Endosulfan I	52.7216	131.8039	1.0000	52.7216	671574.49
17	7.340	4,4'-DDE	47.7020	119.2549	1.0000	47.7020	585317.11
18	7.496	Dieldrin	44.4760	111.1901	1.0000	44.4760	602765.30
19	7.789	Endrin	43.3655	108.4136	1.0000	43.3655	484503.77
21	8.014	4,4'-DDD	45.1851	112.9629	1.0000	45.1851	359442.10
22	8.073	Endosulfan II	48.3129	120.7822	1.0000	48.3129	473880.54
23	8.242	Endrin aldehyde	48.6242	121.5606	1.0000	48.6242	381843.20
24	8.417	4,4'-DDT	49.2701	123.1752	1.0000	49.2701	376987.14
25	8.542	Endosulfan sulfate	50.1669	125.4172	1.0000	50.1669	410560.06
26	9.028	Methoxychlor	44.9149	112.2872	1.0000	44.9149	179232.79
27	9.110	Endrin Ketone	49.1713	122.9283	1.0000	49.1713	441621.67
30	9.667	Mirex	45.4963	113.7407	1.0000	45.4963	270190.10
31	10.711	% DCBP	76.1488	190.3720	1.0000	76.1488	547623.08
				3261.7760	25.0000	1304.7104	14520140.45

7D
PESTICIDE CALIBRATION VERIFICATION SUMMARY
Confirmation

Lab Name: Phoenix Environmental Client: NETC

Lab Code: Phoenix Case No.: SAS No.: SDG No.: GBY06958

GC Col A: CLP ID: 0.53 (mm) Init. Calib. Date(s): 04/19/17 04/19/17

EPA Sample No.(PIBLK): HEX Date Analyzed: 04/26/17

LAB Sample ID (PIBLK): HEX - 426A045 Time Analyzed: 23:02

EPA Sample No.(PEM): Date Analyzed:

LAB Sample ID (PEM): Time Analyzed:

Instrument: ECD35 File: 426A045

COMPOUND	RT	RT WINDOW FROM	RT WINDOW TO	CALC AMOUNT ppb	NOM AMOUNT ppb	% D		CF
alpha-BHC		4.28	4.38	1.0U				
beta-BHC		4.69	4.79	1.0U				
delta-BHC		4.87	4.97	3.3U				
gamma-BHC (Lindane)		4.61	4.71	1.0U				
Heptachlor		5.08	5.18	3.3U				
Aldrin		5.39	5.49	1.0U				
Heptachlor Epoxide		6.02	6.16	3.3U				
Endosulfan I		6.47	6.61	3.3U				
Dieldrin		6.75	6.89	1.0U				
4,4' -DDE		6.38	6.52	1.7U				
Endrin		7.04	7.18	3.3U				
Endosulfan II		7.31	7.45	3.3U				
4,4' -DDD		7.09	7.23	1.7U				
Endosulfan Sulfate		8.28	8.42	3.3U				
4,4' -DDT		7.42	7.56	1.7U				
Methoxychlor		7.97	8.11	3.3U				
Endrin ketone		8.60	8.74	3.3U				
Endrin Aldehyde		7.79	7.93	3.3U				
alpha-Chlordane		6.30	6.44	3.3U				
gamma-Chlordane		6.16	6.30	3.3U				

QC LIMITS:
%D must be less than or equal to 20% (*) Criteria exceeded. CF=Calibration/Response Factor
Both channels need to have the compound detected for a concentration to be reported on either channel.

FORM VII PEST

7D
PESTICIDE CALIBRATION VERIFICATION SUMMARY
Primary

Lab Name: Phoenix Environmental Client: NETC

Lab Code: Phoenix Case No.: SAS No.: SDG No.: GBY06958

GC Col B: rtx-440 ID: 0.32 (mm) Init. Calib. Date(s): 04/19/17 04/19/17

EPA Sample No.(PIBLK): HEX Date Analyzed: 04/26/17

LAB Sample ID (PIBLK): HEX - 426B045 Time Analyzed: 23:02

EPA Sample No.(PEM): Date Analyzed:

LAB Sample ID (PEM): Time Analyzed:

Instrument: ECD35 File: 426B045

COMPOUND	RT	RT WINDOW FROM	RT WINDOW TO	CALC AMOUNT ppb	NOM AMOUNT ppb	% D		CF
alpha-BHC		4.61	4.71	1.0U				
beta-BHC		5.17	5.27	1.0U				
delta-BHC		5.43	5.53	3.3U				
gamma-BHC (Lindane)		4.96	5.06	1.0U				
Heptachlor		5.63	5.73	3.3U				
Aldrin		6.03	6.13	1.0U				
Heptachlor Epoxide		6.54	6.68	3.3U				
Endosulfan I		7.05	7.19	3.3U				
Dieldrin		7.42	7.56	1.0U				
4,4' -DDE		7.26	7.40	1.7U				
Endrin		7.71	7.85	3.3U				
Endosulfan II		7.99	8.13	3.3U				
4,4' -DDD		7.93	8.07	1.7U				
Endosulfan Sulfate		8.46	8.60	3.3U				
4,4' -DDT		8.33	8.47	1.7U				
Methoxychlor		8.94	9.08	3.3U				
Endrin ketone		9.02	9.16	3.3U				
Endrin Aldehyde		8.16	8.30	3.3U				
alpha-Chlordane		7.00	7.14	3.3U				
gamma-Chlordane		6.89	7.03	3.3U				

QC LIMITS:
%D must be less than or equal to 20% (*) Criteria exceeded. CF=Calibration/Response Factor
Both channels need to have the compound detected for a concentration to be reported on either channel.

FORM VII PEST

Client Id: Continuing Blank

Software Version: 4.1<1L22>
Date: 4/27/17 09:50 AM
Sample Name : HEX
Data File   : E:\TC2017\ECD35\04-APR\426A045.RAW   Date: 4/26/17 11:02 PM
Sequence File: E:\TC2017\ECD35\04-APR\PEST_SEQ.SEQ   Cycle: 837   Channel : A
Instrument   : AUTO_ECD35   Rack/Vial: 0/1   Operator: ce
Sample Amount   : 1.0000   Dilution Factor : 1.00

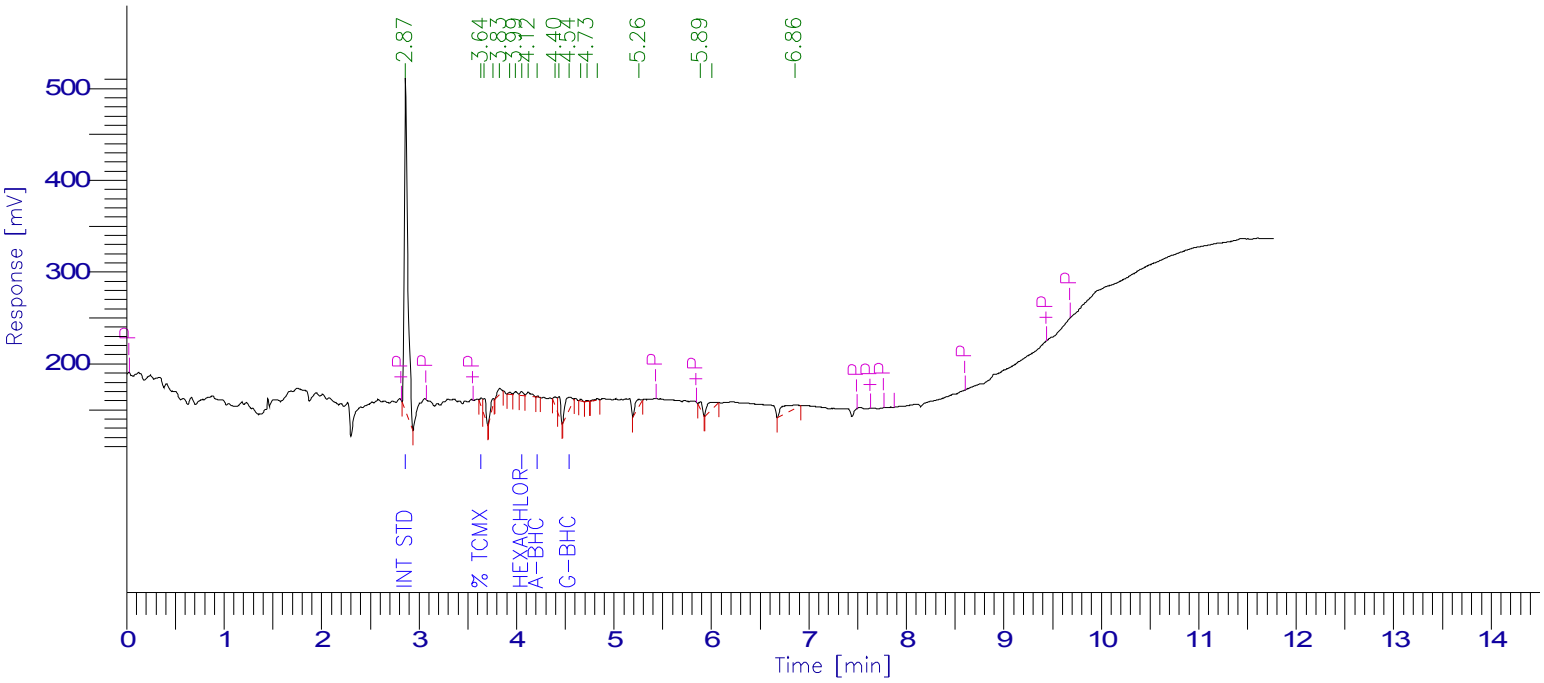

PESTICIDE REPORT

Peak #	Time [min]	Component Name	Raw Amount	Surrogate Recovery TCMX & DCBP	Multiplier	Adjusted Amount for Labowrks	Area [µV·s]
1	2.865	Int Std	100.0000	250.0000	1.0000	100.0000	875450.91
2	3.640	% TCMX	1.4386	3.5965	1.0000	1.4386	19282.49
8	4.054	Hexachlorobenzene	0.5838	1.4596	1.0000	0.5838	11401.90
10	4.216	a-BHC	0.0844	0.2109	1.0000	0.0844	2073.23
13	4.541	g-BHC	3.3684	8.4211	1.0000	3.3684	77082.22
0	4.629	b-BHC	0.0000	0.0000	1.0000	0.0000	0.00
0	4.798	d-BHC	0.0000	0.0000	1.0000	0.0000	0.00
0	5.020	Heptachlor	0.0000	0.0000	1.0000	0.0000	0.00
0	5.326	Aldrin	0.0000	0.0000	1.0000	0.0000	0.00
0	5.956	Heptachlor epoxide	0.0000	0.0000	1.0000	0.0000	0.00
0	6.094	g-Chlordane	0.0000	0.0000	1.0000	0.0000	0.00
0	6.238	a-Chlordane	0.0000	0.0000	1.0000	0.0000	0.00
0	6.316	4,4'-DDE	0.0000	0.0000	1.0000	0.0000	0.00
0	6.395	Endosulfan I	0.0000	0.0000	1.0000	0.0000	0.00
0	6.669	Dieldrin	0.0000	0.0000	1.0000	0.0000	0.00
0	6.949	Endrin	0.0000	0.0000	1.0000	0.0000	0.00
0	7.007	4,4'-DDD	0.0000	0.0000	1.0000	0.0000	0.00
0	7.217	Endosulfan II	0.0000	0.0000	1.0000	0.0000	0.00
0	7.341	4,4'-DDT	0.0000	0.0000	1.0000	0.0000	0.00
0	7.707	Endrin aldehyde	0.0000	0.0000	1.0000	0.0000	0.00
0	7.913	Methoxychlor	0.0000	0.0000	1.0000	0.0000	0.00
0	8.094	Mirex	0.0000	0.0000	1.0000	0.0000	0.00
0	8.200	Endosulfan sulfate	0.0000	0.0000	1.0000	0.0000	0.00
0	8.525	Endrin Ketone	0.0000	0.0000	1.0000	0.0000	0.00
0	9.583	% DCBP	0.0000	0.0000	1.0000	0.0000	0.00
				263.6880	25.0000	105.4752	985290.75

Client Id: Continuing Blank

Software Version: 4.1<1L22>
Date: 4/27/17 09:50 AM
Sample Name : HEX
Data File   : E:\TC2017\ECD35\04-APR\426B045.RAW   Date: 4/26/17 11:02 PM
Sequence File: E:\TC2017\ECD35\04-APR\PEST_SEQ.SEQ   Cycle: 837   Channel : B
Instrument   : AUTO_ECD35   Rack/Vial: 0/1   Operator: ce
Sample Amount   : 1.0000   Dilution Factor : 1.00

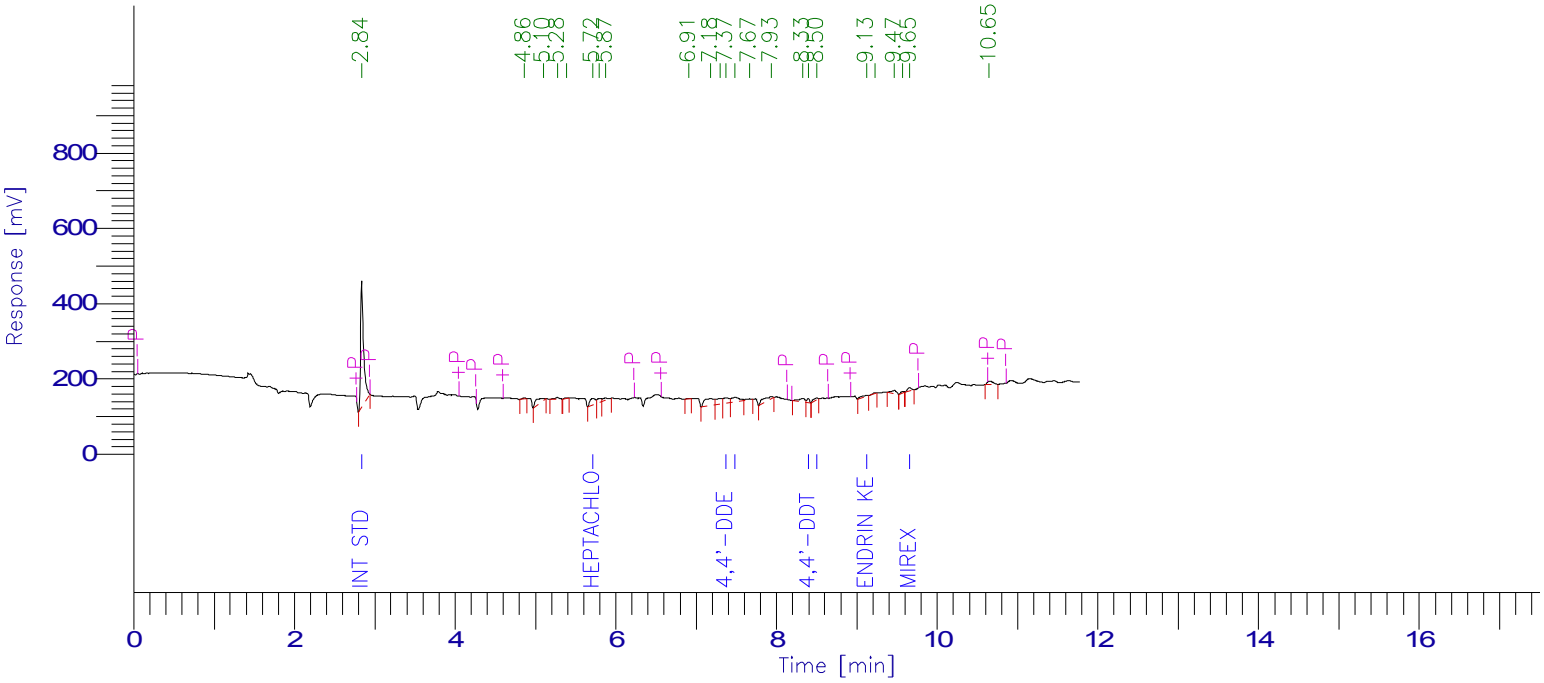

PESTICIDE REPORT

Peak #	Time [min]	Component Name	Raw Amount	Surrogate Recovery TCMX & DCBP	Multiplier	Adjusted Amount for Labowrks	Area [µV·s]
1	2.838	Int Std	100.0000	250.0000	1.0000	100.0000	876083.71
0	4.181	% TCMX	0.0000	0.0000	1.0000	0.0000	0.00
0	4.662	a-BHC	0.0000	0.0000	1.0000	0.0000	0.00
0	4.715	Hexachlorobenzene	0.0000	0.0000	1.0000	0.0000	0.00
0	5.014	g-BHC	0.0000	0.0000	1.0000	0.0000	0.00
0	5.224	b-BHC	0.0000	0.0000	1.0000	0.0000	0.00
0	5.491	d-BHC	0.0000	0.0000	1.0000	0.0000	0.00
6	5.716	Heptachlor	4.6232	11.5579	1.0000	4.6232	89958.17
0	6.087	Aldrin	0.0000	0.0000	1.0000	0.0000	0.00
0	6.627	Heptachlor epoxide	0.0000	0.0000	1.0000	0.0000	0.00
0	6.973	g-Chlordane	0.0000	0.0000	1.0000	0.0000	0.00
0	7.086	a-Chlordane	0.0000	0.0000	1.0000	0.0000	0.00
0	7.139	Endosulfan I	0.0000	0.0000	1.0000	0.0000	0.00
12	7.368	4,4'-DDE	5.1256	12.8141	1.0000	5.1256	75778.62
13	7.483	Dieldrin	5.1007	12.7516	1.0000	5.1007	83289.77
0	7.800	Endrin	0.0000	0.0000	1.0000	0.0000	0.00
0	8.020	4,4'-DDD	0.0000	0.0000	1.0000	0.0000	0.00
0	8.080	Endosulfan II	0.0000	0.0000	1.0000	0.0000	0.00
0	8.248	Endrin aldehyde	0.0000	0.0000	1.0000	0.0000	0.00
17	8.398	4,4'-DDT	2.2886	5.7216	1.0000	2.2886	21099.11
18	8.501	Endosulfan sulfate	2.4410	6.1025	1.0000	2.4410	24069.57
0	9.030	Methoxychlor	0.0000	0.0000	1.0000	0.0000	0.00
19	9.125	Endrin Ketone	2.6870	6.7175	1.0000	2.6870	29076.80
23	9.654	Mirex	4.0732	10.1829	1.0000	4.0732	29145.36
0	10.715	% DCBP	0.0000	0.0000	1.0000	0.0000	0.00
			315.8481	25.0000	126.3392		1228501.11

7D
PESTICIDE CALIBRATION VERIFICATION SUMMARY
Confirmation

Lab Name: Phoenix Environmental Client: NETC

Lab Code: Phoenix Case No.: SAS No.: SDG No.: GBY06958

GC Col A: CLP ID: 0.53 (mm) Init. Calib. Date(s): 04/19/17 04/19/17

EPA Sample No.(PIBLK): Date Analyzed:

LAB Sample ID (PIBLK): Time Analyzed:

EPA Sample No.(PEM): MIX 4;11L Date Analyzed: 04/26/17

LAB Sample ID (PEM): MIX 4;11L - 426A046 Time Analyzed: 23:19

Instrument: ECD35 File: 426A046

COMPOUND	RT	RT WINDOW FROM	RT WINDOW TO	RAW AMOUNT ppb	NOM AMOUNT ppb	% D		CF
alpha-BHC	4.22	4.28	4.38	53	50	6		2.807
beta-BHC	4.62	4.69	4.79	50	50	0		1.029
delta-BHC	4.80	4.87	4.97	48	50	4		2.508
gamma-BHC (Lindane)	4.54	4.61	4.71	48	50	4		2.614
Heptachlor	5.01	5.08	5.18	46	50	8		2.496
Aldrin	5.31	5.39	5.49	46	50	8		2.388
Heptachlor Epoxide	5.94	6.02	6.16	46	50	8		2.032
Endosulfan I	6.38	6.47	6.61	50	50	0		1.900
Dieldrin	6.65	6.75	6.89	45	50	10		2.005
4,4' -DDE	6.30	6.38	6.52	43	50	14		1.779
Endrin	6.93	7.04	7.18	43	50	14		1.688
Endosulfan II	7.20	7.31	7.45	46	50	8		1.486
4,4' -DDD	7.00	7.09	7.23	46	50	8		1.428
Endosulfan Sulfate	8.18	8.28	8.42	40	50	20		1.081
4,4' -DDT	7.33	7.42	7.56	41	50	18		1.400
Methoxychlor	7.90	7.97	8.11	40	50	20		0.622
Endrin ketone	8.50	8.60	8.74	38	50	24	*	1.327
Endrin Aldehyde	7.69	7.79	7.93	43	50	14		1.113
alpha-Chlordane	6.22	6.30	6.44	45	50	10		1.967
gamma-Chlordane	6.08	6.16	6.30	46	50	8		2.059
Decachlorobiphenyl	9.57	9.60	9.80	54	80	33		0.826
Tetrachloro-m-xylene	3.65	3.71	3.81	81	80	1		1.531

QC LIMITS:
%D must be less than or equal to 20% (*) Criteria exceeded. CF=Calibration/Response Factor

FORM VII PEST

7D
PESTICIDE CALIBRATION VERIFICATION SUMMARY
Primary

Lab Name: Phoenix Environmental Client: NETC

Lab Code: Phoenix Case No.: SAS No.: SDG No.: GBY06958

GC Col B: rtx-440 ID: 0.32 (mm) Init. Calib. Date(s): 04/19/17 04/19/17

EPA Sample No.(PIBLK): Date Analyzed:

LAB Sample ID (PIBLK): Time Analyzed:

EPA Sample No.(PEM): MIX 4;11L Date Analyzed: 04/26/17

LAB Sample ID (PEM): MIX 4;11L - 426B046 Time Analyzed: 23:19

Instrument: ECD35 File: 426B046

COMPOUND	RT	RT WINDOW FROM	RT WINDOW TO	RAW AMOUNT ppb	NOM AMOUNT ppb	% D		CF
alpha-BHC	4.65	4.61	4.71	47	50	6		2.734
beta-BHC	5.22	5.17	5.27	48	50	4		1.020
delta-BHC	5.49	5.43	5.53	46	50	8		2.531
gamma-BHC (Lindane)	5.01	4.96	5.06	59	50	18		1.938
Heptachlor	5.68	5.63	5.73	46	50	8		2.221
Aldrin	6.08	6.03	6.13	49	50	2		2.146
Heptachlor Epoxide	6.61	6.54	6.68	48	50	4		1.971
Endosulfan I	7.12	7.05	7.19	51	50	2		1.752
Dieldrin	7.49	7.42	7.56	43	50	14		1.864
4,4' -DDE	7.34	7.26	7.40	46	50	8		1.688
Endrin	7.79	7.71	7.85	41	50	18		1.537
Endosulfan II	8.07	7.99	8.13	45	50	10		1.349
4,4' -DDD	8.01	7.93	8.07	44	50	12		1.094
Endosulfan Sulfate	8.54	8.46	8.60	50	50	0		1.126
4,4' -DDT	8.41	8.33	8.47	45	50	10		1.052
Methoxychlor	9.03	8.94	9.08	42	50	16		0.549
Endrin ketone	9.11	9.02	9.16	47	50	6		1.235
Endrin Aldehyde	8.24	8.16	8.30	49	50	2		1.080
alpha-Chlordane	7.07	7.00	7.14	46	50	8		1.881
gamma-Chlordane	6.96	6.89	7.03	47	50	6		1.993
Decachlorobiphenyl	10.71	10.58	10.78	73	80	9		0.989
Tetrachloro-m-xylene	4.17	4.13	4.23	81	80	1		1.037

QC LIMITS:
%D must be less than or equal to 20% (*) Criteria exceeded. CF=Calibration/Response Factor

FORM VII PEST

Client Id: Continuing Calibration

Software Version: 4.1<1L22>
Date: 4/27/17 10:01 AM
Sample Name : MIX 4;11L
Data File   : E:\TC2017\ECD35\04-APR\426A046.RAW   Date: 4/26/17 11:19 PM
Sequence File: E:\TC2017\ECD35\04-APR\PEST_SEQ.SEQ   Cycle: 838   Channel : A
Instrument   : AUTO_ECD35   Rack/Vial: 0/39   Operator: ce
Sample Amount   : 1.0000   Dilution Factor : 1.00

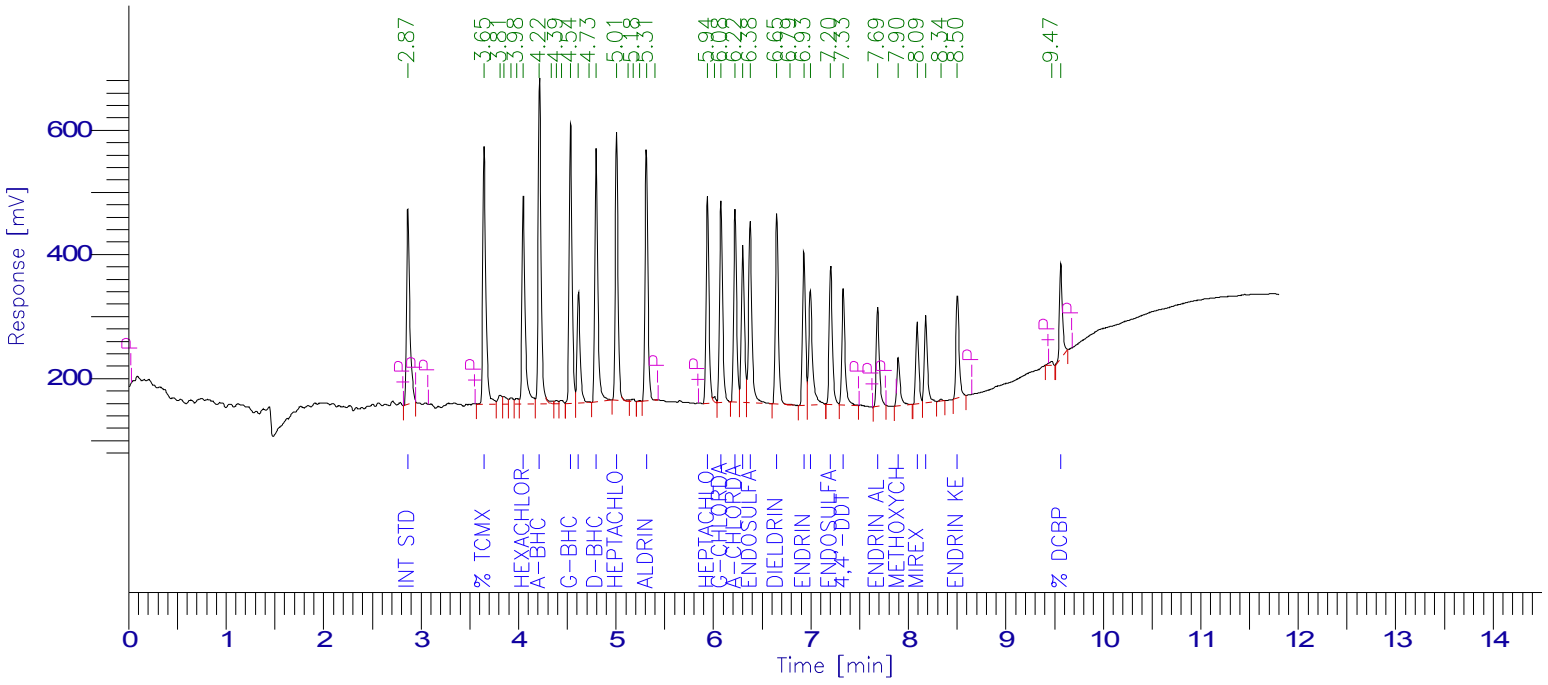

PESTICIDE REPORT

Peak #	Time [min]	Component Name	Raw Amount	Surrogate Recovery Multiplier TCMX & DCBP	Adjusted Amount for Labowrks	Area [µV·s]
1	2.867	Int Std	100.0000	250.0000	1.0000	100.0000	737026.39
2	3.649	% TCMX	81.3108	203.2771	1.0000	81.3108	917540.79
7	4.051	Hexachlorobenzene	47.6692	119.1730	1.0000	47.6692	783742.24
8	4.217	a-BHC	52.5373	131.3434	1.0000	52.5373	1086939.63
12	4.536	g-BHC	48.2720	120.6800	1.0000	48.2720	929981.36
13	4.617	b-BHC	50.0923	125.2306	1.0000	50.0923	380081.32
15	4.798	d-BHC	47.5954	118.9884	1.0000	47.5954	879629.63
16	5.008	Heptachlor	45.9588	114.8969	1.0000	45.9588	845553.24
20	5.314	Aldrin	46.1565	115.3913	1.0000	46.1565	812312.23
22	5.940	Heptachlor epoxide	46.2415	115.6037	1.0000	46.2415	692421.14
24	6.079	g-Chlordane	45.7525	114.3812	1.0000	45.7525	694376.90
25	6.224	a-Chlordane	45.2839	113.2099	1.0000	45.2839	656638.83
26	6.303	4,4'-DDE	43.1235	107.8087	1.0000	43.1235	565287.83
27	6.378	Endosulfan I	50.3319	125.8298	1.0000	50.3319	704828.75
28	6.652	Dieldrin	44.5534	111.3836	1.0000	44.5534	658261.56
30	6.930	Endrin	43.0871	107.7179	1.0000	43.0871	536142.65
31	6.996	4,4'-DDD	46.1928	115.4821	1.0000	46.1928	486044.88
32	7.204	Endosulfan II	45.5354	113.8384	1.0000	45.5354	498572.79
33	7.333	4,4'-DDT	41.1090	102.7726	1.0000	41.1090	424196.27
34	7.686	Endrin aldehyde	43.4456	108.6139	1.0000	43.4456	356284.78
35	7.897	Methoxychlor	40.4988	101.2470	1.0000	40.4988	185525.26
36	8.091	Mirex	37.8842	94.7104	1.0000	37.8842	280018.82
37	8.179	Endosulfan sulfate	39.9249	99.8123	1.0000	39.9249	318088.66
39	8.504	Endrin Ketone	37.6649	94.1622	1.0000	37.6649	368366.04
41	9.565	% DCBP	53.8128	134.5319	1.0000	53.8128	327743.15
				3060.0863	25.0000	1224.0345	15125605.13

Client Id: Continuing Calibration

Software Version: 4.1<1L22>
Date: 4/27/17 09:50 AM
Sample Name : MIX 4;11L
Data File : E:\TC2017\ECD35\04-APR\426B046.RAW Date: 4/26/17 11:19 PM
Sequence File: E:\TC2017\ECD35\04-APR\PEST_SEQ.SEQ Cycle: 838 Channel : B
Instrument : AUTO_ECD35 Rack/Vial: 0/39 Operator: ce
Sample Amount : 1.0000 Dilution Factor : 1.00

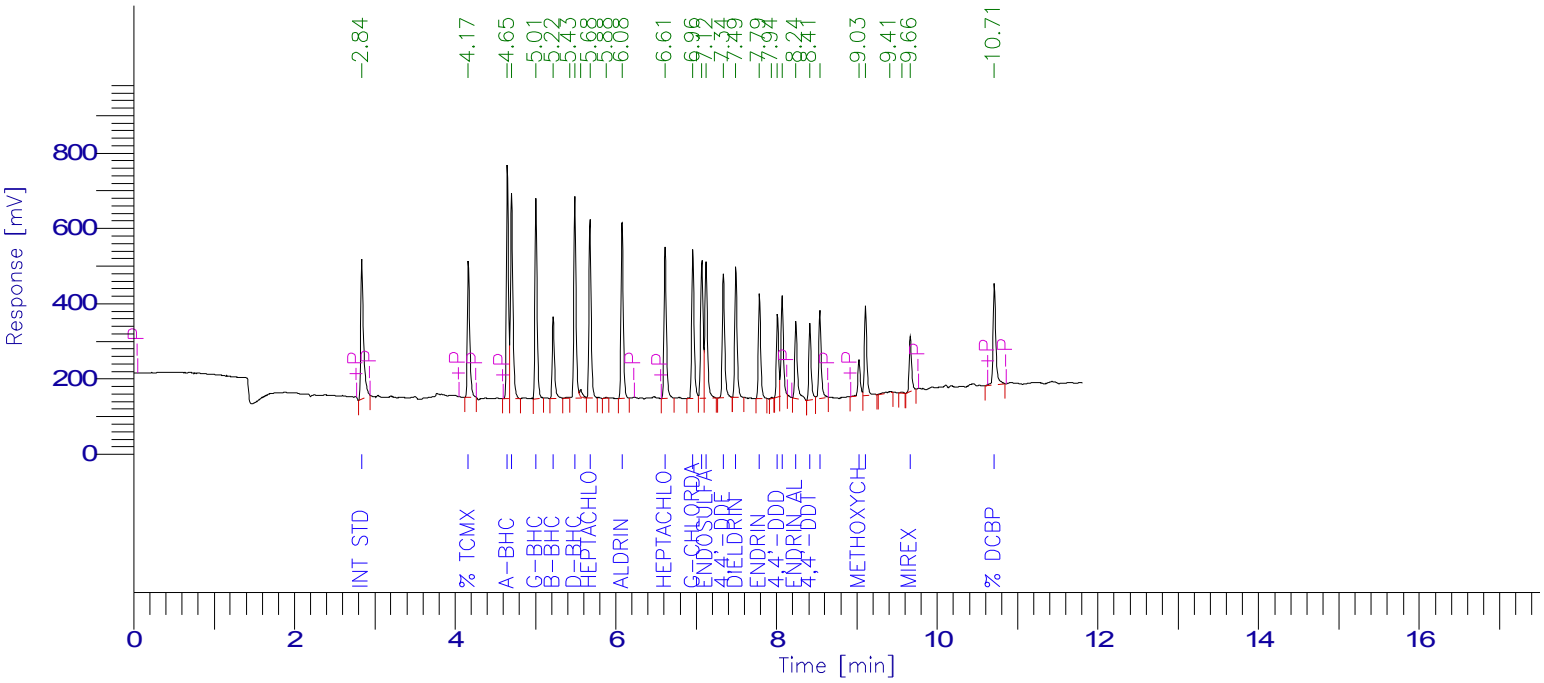

PESTICIDE REPORT

Peak #	Time [min]	Component Name	Raw Amount	Surrogate Recovery Multiplier TCMX & DCBP		Adjusted Amount for Labowrks	Area [µV·s]
1	2.839	Int Std	100.0000	250.0000	1.0000	100.0000	886945.82
2	4.167	% TCMX	80.5289	201.3223	1.0000	80.5289	740425.14
3	4.652	a-BHC	47.1219	117.8047	1.0000	47.1219	1142551.15
4	4.704	Hexachlorobenzene	41.7235	104.3087	1.0000	41.7235	1096992.41
5	5.006	g-BHC	59.0323	147.5808	1.0000	59.0323	1014926.15
6	5.222	b-BHC	48.1862	120.4655	1.0000	48.1862	435832.78
8	5.490	d-BHC	46.1968	115.4920	1.0000	46.1968	1037257.11
10	5.679	Heptachlor	45.9127	114.7817	1.0000	45.9127	904450.63
12	6.077	Aldrin	49.0063	122.5157	1.0000	49.0063	932912.08
13	6.613	Heptachlor epoxide	47.9011	119.7528	1.0000	47.9011	837589.40
14	6.959	g-Chlordane	47.2868	118.2171	1.0000	47.2868	835756.34
15	7.071	a-Chlordane	46.0755	115.1887	1.0000	46.0755	768620.76
16	7.122	Endosulfan I	50.7188	126.7969	1.0000	50.7188	788078.70
17	7.339	4,4'-DDE	46.2556	115.6389	1.0000	46.2556	692331.71
18	7.494	Dieldrin	42.9531	107.3827	1.0000	42.9531	710086.97
19	7.787	Endrin	41.0262	102.5654	1.0000	41.0262	559125.61
21	8.012	4,4'-DDD	44.0695	110.1737	1.0000	44.0695	427628.26
22	8.071	Endosulfan II	45.2570	113.1424	1.0000	45.2570	541485.31
23	8.239	Endrin aldehyde	49.1044	122.7609	1.0000	49.1044	470378.62
24	8.414	4,4'-DDT	44.6225	111.5562	1.0000	44.6225	416478.12
25	8.539	Endosulfan sulfate	49.7937	124.4843	1.0000	49.7937	497083.37
26	9.025	Methoxychlor	42.0797	105.1993	1.0000	42.0797	204830.90
27	9.107	Endrin Ketone	46.7854	116.9636	1.0000	46.7854	512559.62
30	9.664	Mirex	41.0709	102.6773	1.0000	41.0709	297524.80
31	10.709	% DCBP	72.7146	181.7865	1.0000	72.7146	637874.86
				3188.5582	25.0000	1275.4233	17389726.62

7D
PESTICIDE CALIBRATION VERIFICATION SUMMARY
Confirmation

Lab Name: Phoenix Environmental Client: NETC

Lab Code: Phoenix Case No.: SAS No.: SDG No.: GBY06958

GC Col A: CLP ID: 0.53 (mm) Init. Calib. Date(s): 04/25/17 04/25/17

EPA Sample No.(PIBLK): hex Date Analyzed: 04/26/17

LAB Sample ID (PIBLK): hex - 425A048 Time Analyzed: 0:23

EPA Sample No.(PEM): Date Analyzed:

LAB Sample ID (PEM): Time Analyzed:

Instrument: ECD4 File: 425A048

COMPOUND	RT	RT WINDOW FROM	RT WINDOW TO	CALC AMOUNT ppb	NOM AMOUNT ppb	% D		CF
alpha-BHC		4.29	4.39	1.0U				
beta-BHC		4.68	4.78	1.0U				
delta-BHC		4.86	4.96	3.3U				
gamma-BHC (Lindane)		4.60	4.70	1.0U				
Heptachlor		5.06	5.16	3.3U				
Aldrin		5.37	5.47	1.0U				
Heptachlor Epoxide		5.98	6.12	3.3U				
Endosulfan I		6.42	6.56	3.3U				
Dieldrin		6.69	6.83	1.0U				
4,4' -DDE		6.32	6.46	1.7U				
Endrin		6.98	7.12	3.3U				
Endosulfan II		7.25	7.39	3.3U				
4,4' -DDD		7.02	7.16	1.7U				
Endosulfan Sulfate		8.21	8.35	3.3U				
4,4' -DDT		7.35	7.49	1.7U				
Methoxychlor		7.90	8.04	3.3U				
Endrin ketone		8.53	8.67	3.3U				
Endrin Aldehyde		7.73	7.87	3.3U				
alpha-Chlordane		6.26	6.40	3.3U				
gamma-Chlordane		6.11	6.25	3.3U				

QC LIMITS:
%D must be less than or equal to 20% (*) Criteria exceeded. CF=Calibration/Response Factor
Both channels need to have the compound detected for a concentration to be reported on either channel.

FORM VII PEST

7D
PESTICIDE CALIBRATION VERIFICATION SUMMARY
Primary

Lab Name: Phoenix Environmental Client: NETC

Lab Code: Phoenix Case No.: SAS No.: SDG No.: GBY06958

GC Col B: Rtx-440 ID: 0.32 (mm) Init. Calib. Date(s): 04/25/17 04/25/17

EPA Sample No.(PIBLK): hex Date Analyzed: 04/26/17

LAB Sample ID (PIBLK): hex - 425B048 Time Analyzed: 0:23

EPA Sample No.(PEM): Date Analyzed:

LAB Sample ID (PEM): Time Analyzed:

Instrument: ECD4 File: 425B048

COMPOUND	RT	RT WINDOW FROM	RT WINDOW TO	CALC AMOUNT ppb	NOM AMOUNT ppb	% D		CF
alpha-BHC		4.63	4.73	1.0U				
beta-BHC		5.18	5.28	1.0U				
delta-BHC		5.44	5.54	3.3U				
gamma-BHC (Lindane)		4.98	5.08	1.0U				
Heptachlor		5.64	5.74	3.3U				
Aldrin		6.04	6.14	1.0U				
Heptachlor Epoxide		6.54	6.68	3.3U				
Endosulfan I		7.05	7.19	3.3U				
Dieldrin		7.41	7.55	1.0U				
4,4' -DDE		7.25	7.39	1.7U				
Endrin		7.70	7.84	3.3U				
Endosulfan II		7.98	8.12	3.3U				
4,4' -DDD		7.91	8.05	1.7U				
Endosulfan Sulfate		8.44	8.58	3.3U				
4,4' -DDT		8.31	8.45	1.7U				
Methoxychlor		8.91	9.05	3.3U				
Endrin ketone		9.00	9.14	3.3U				
Endrin Aldehyde		8.15	8.29	3.3U				
alpha-Chlordane		6.99	7.13	3.3U				
gamma-Chlordane		6.88	7.02	3.3U				

QC LIMITS:
%D must be less than or equal to 20% (*) Criteria exceeded. CF=Calibration/Response Factor
Both channels need to have the compound detected for a concentration to be reported on either channel.

FORM VII PEST

Client Id: Continuing Blank

Software Version: 4.1<1L22>
Date: 4/26/17 11:26 AM
Sample Name : hex
Data File   : E:\TC2017\ECD4\04-APR\425A048.RAW   Date: 4/26/17 12:23 AM
Sequence File: E:\TC2017\ECD4\04-APR\PEST_SEQ.SEQ   Cycle: 917   Channel : A
Instrument   : AUTO4-DUAL_ECD   Rack/Vial: 0/1   Operator: CE
Sample Amount   : 1.0000   Dilution Factor : 1.00

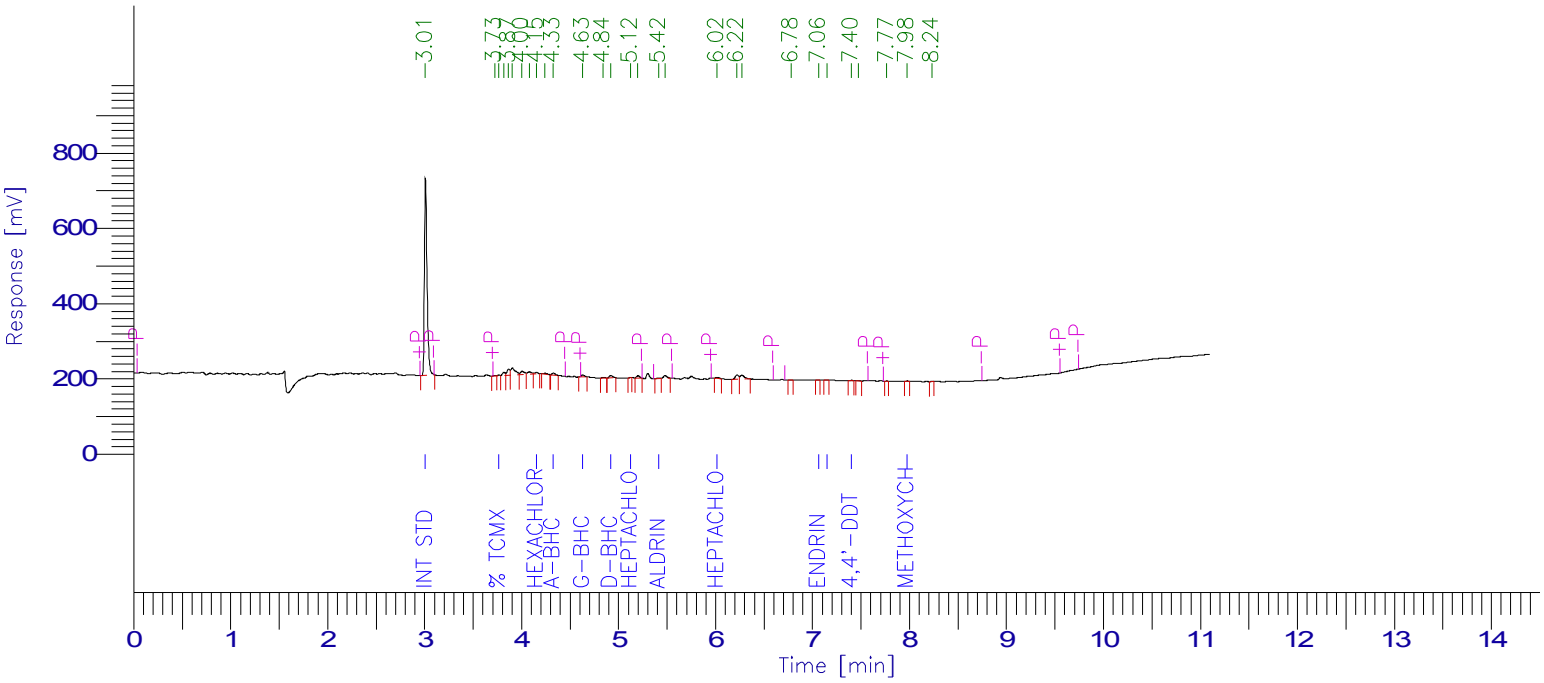

PESTICIDE REPORT

Peak #	Time [min]	Component Name	Raw Amount	Surrogate Recovery TCMX & DCBP	Multiplier	Adjusted Amount for Labowrks	Area [µV·s]
1	3.009	Int Std	100.0000	250.0000	1.0000	100.0000	994973.90
3	3.767	% TCMX	0.2654	0.6634	1.0000	0.2654	2857.64
9	4.154	Hexachlorobenzene	0.3259	0.8148	1.0000	0.3259	9257.44
11	4.327	a-BHC	0.3772	0.9430	1.0000	0.3772	10849.20
12	4.629	g-BHC	0.3776	0.9439	1.0000	0.3776	11658.82
0	4.729	b-BHC	0.0000	0.0000	1.0000	0.0000	0.00
14	4.920	d-BHC	0.5793	1.4482	1.0000	0.5793	15740.58
15	5.122	Heptachlor	0.0736	0.1839	1.0000	0.0736	1932.26
17	5.416	Aldrin	0.1569	0.3923	1.0000	0.1569	4143.45
19	6.017	Heptachlor epoxide	0.2885	0.7213	1.0000	0.2885	7214.97
0	6.181	g-Chlordane	0.0000	0.0000	1.0000	0.0000	0.00
0	6.325	a-Chlordane	0.0000	0.0000	1.0000	0.0000	0.00
0	6.390	4,4'-DDE	0.0000	0.0000	1.0000	0.0000	0.00
0	6.490	Endosulfan I	0.0000	0.0000	1.0000	0.0000	0.00
0	6.761	Dieldrin	0.0000	0.0000	1.0000	0.0000	0.00
23	7.062	Endrin	0.0637	0.1592	1.0000	0.0637	1241.90
24	7.147	4,4'-DDD	0.0830	0.2076	1.0000	0.0830	1307.88
0	7.317	Endosulfan II	0.0000	0.0000	1.0000	0.0000	0.00
25	7.401	4,4'-DDT	0.1385	0.3462	1.0000	0.1385	2337.94
0	7.797	Endrin aldehyde	0.0000	0.0000	1.0000	0.0000	0.00
28	7.977	Methoxychlor	0.2484	0.6209	1.0000	0.2484	2049.27
0	8.181	Mirex	0.0000	0.0000	1.0000	0.0000	0.00
0	8.279	Endosulfan sulfate	0.0000	0.0000	1.0000	0.0000	0.00
0	8.603	Endrin Ketone	0.0000	0.0000	1.0000	0.0000	0.00
0	9.610	% DCBP	0.0000	0.0000	1.0000	0.0000	0.00
			257.4448	25.0000	102.9779	1065565.22	

Client Id: Continuing Blank

Software Version: 4.1<1L22>
Date: 4/26/17 11:26 AM
Sample Name : hex
Data File   : E:\TC2017\ECD4\04-APR\425B048.RAW   Date: 4/26/17 12:23 AM
Sequence File: E:\TC2017\ECD4\04-APR\PEST_SEQ.SEQ   Cycle: 917   Channel : B
Instrument   : AUTO4-DUAL_ECD   Rack/Vial: 0/1   Operator: CE
Sample Amount   : 1.0000   Dilution Factor : 1.00

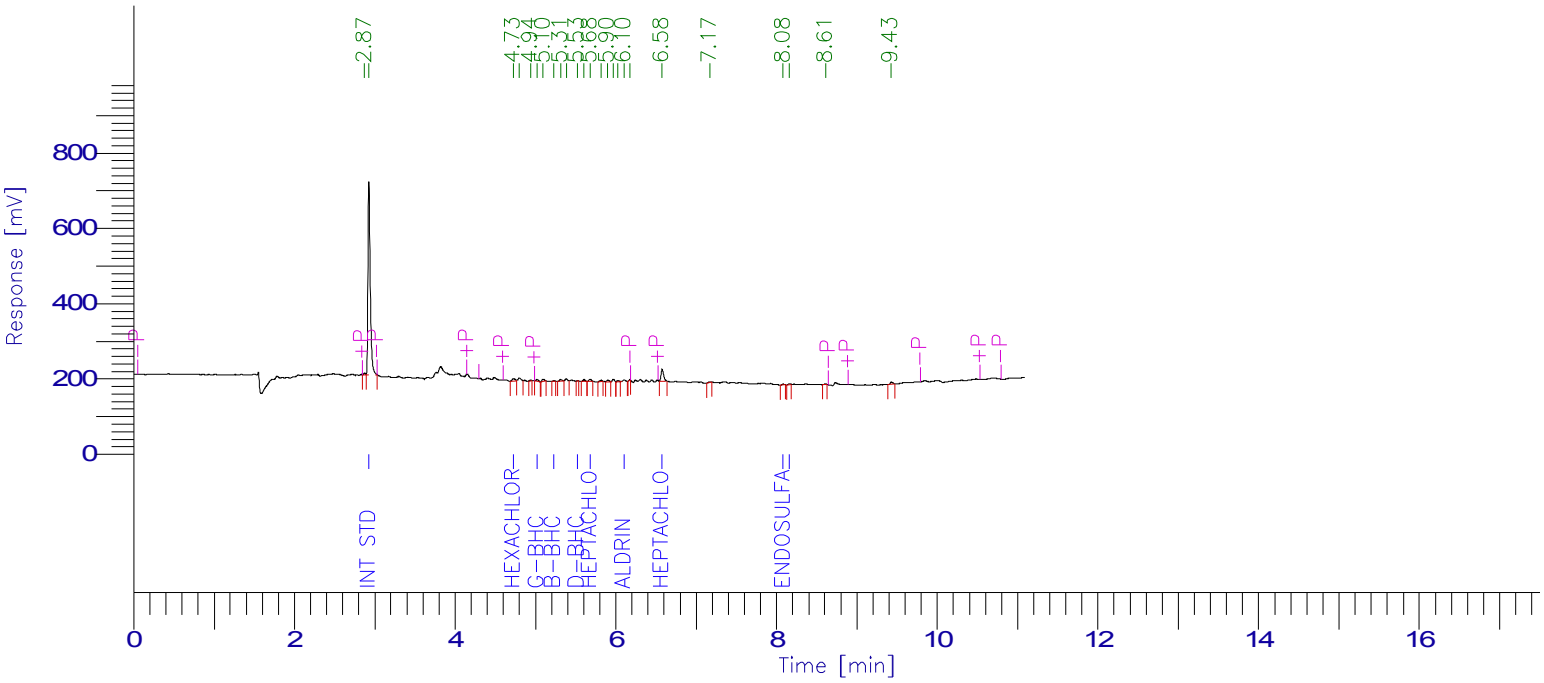

PESTICIDE REPORT

Peak #	Time [min]	Component Name	Raw Amount	Surrogate Recovery TCMX & DCBP	Multiplier	Adjusted Amount for Labowrks	Area [µV·s]
2	2.926	Int Std	100.0000	250.0000	1.0000	100.0000	1024094.25
0	4.211	% TCMX	0.0000	0.0000	1.0000	0.0000	0.00
0	4.680	a-BHC	0.0000	0.0000	1.0000	0.0000	0.00
3	4.728	Hexachlorobenzene	0.4336	1.0840	1.0000	0.4336	15474.54
6	5.020	g-BHC	0.4432	1.1081	1.0000	0.4432	10037.76
8	5.230	b-BHC	0.2258	0.5645	1.0000	0.2258	2467.31
11	5.525	d-BHC	0.0755	0.1887	1.0000	0.0755	1848.13
13	5.680	Heptachlor	0.5126	1.2815	1.0000	0.5126	12156.36
18	6.103	Aldrin	0.3503	0.8757	1.0000	0.3503	9091.43
20	6.577	Heptachlor epoxide	2.5359	6.3399	1.0000	2.5359	69169.87
0	6.955	g-Chlordane	0.0000	0.0000	1.0000	0.0000	0.00
0	7.063	a-Chlordane	0.0000	0.0000	1.0000	0.0000	0.00
0	7.118	Endosulfan I	0.0000	0.0000	1.0000	0.0000	0.00
0	7.320	4,4'-DDE	0.0000	0.0000	1.0000	0.0000	0.00
0	7.483	Dieldrin	0.0000	0.0000	1.0000	0.0000	0.00
0	7.774	Endrin	0.0000	0.0000	1.0000	0.0000	0.00
0	7.984	4,4'-DDD	0.0000	0.0000	1.0000	0.0000	0.00
22	8.083	Endosulfan II	0.2412	0.6031	1.0000	0.2412	4497.03
23	8.160	Endrin aldehyde	0.1813	0.4532	1.0000	0.1813	2740.06
0	8.385	4,4'-DDT	0.0000	0.0000	1.0000	0.0000	0.00
0	8.512	Endosulfan sulfate	0.0000	0.0000	1.0000	0.0000	0.00
0	8.987	Methoxychlor	0.0000	0.0000	1.0000	0.0000	0.00
0	9.073	Endrin Ketone	0.0000	0.0000	1.0000	0.0000	0.00
0	9.628	Mirex	0.0000	0.0000	1.0000	0.0000	0.00
0	10.647	% DCBP	0.0000	0.0000	1.0000	0.0000	0.00
				262.4988	25.0000	104.9995	1151576.74

7D
PESTICIDE CALIBRATION VERIFICATION SUMMARY
Confirmation

Lab Name: Phoenix Environmental Client: NETC

Lab Code: Phoenix Case No.: SAS No.: SDG No.: GBY06958

GC Col A: CLP ID: 0.53 (mm) Init. Calib. Date(s): 04/25/17 04/25/17

EPA Sample No.(PIBLK): Date Analyzed:

LAB Sample ID (PIBLK): Time Analyzed:

EPA Sample No.(PEM): mix 4;11c Date Analyzed: 04/26/17

LAB Sample ID (PEM): mix 4;11c - 425A049 Time Analyzed: 0:39

Instrument: ECD4 File: 425A049

COMPOUND	RT	RT WINDOW FROM	RT WINDOW TO	RAW AMOUNT ppb	NOM AMOUNT ppb	% D		CF
alpha-BHC	4.34	4.29	4.39	47	50	6		2.891
beta-BHC	4.73	4.68	4.78	47	50	6		1.119
delta-BHC	4.91	4.86	4.96	47	50	6		2.731
gamma-BHC (Lindane)	4.65	4.60	4.70	41	50	18		3.103
Heptachlor	5.11	5.06	5.16	48	50	4		2.640
Aldrin	5.42	5.37	5.47	47	50	6		2.654
Heptachlor Epoxide	6.05	5.98	6.12	47	50	6		2.513
Endosulfan I	6.49	6.42	6.56	47	50	6		2.336
Dieldrin	6.76	6.69	6.83	47	50	6		2.280
4,4' -DDE	6.39	6.32	6.46	46	50	8		2.156
Endrin	7.05	6.98	7.12	46	50	8		1.960
Endosulfan II	7.32	7.25	7.39	47	50	6		2.047
4,4' -DDD	7.09	7.02	7.16	49	50	2		1.583
Endosulfan Sulfate	8.28	8.21	8.35	45	50	10		1.765
4,4' -DDT	7.42	7.35	7.49	47	50	6		1.697
Methoxychlor	7.97	7.90	8.04	47	50	6		0.829
Endrin ketone	8.60	8.53	8.67	46	50	8		1.971
Endrin Aldehyde	7.80	7.73	7.87	47	50	6		1.657
alpha-Chlordane	6.33	6.26	6.40	44	50	12		2.568
gamma-Chlordane	6.18	6.11	6.25	43	50	14		2.820
Decachlorobiphenyl	9.61	9.51	9.71	72	80	10		1.407
Tetrachloro-m-xylene	3.77	3.72	3.82	75	80	6		1.082

QC LIMITS:
%D must be less than or equal to 20% (*) Criteria exceeded. CF=Calibration/Response Factor

FORM VII PEST

7D
PESTICIDE CALIBRATION VERIFICATION SUMMARY
Primary

Lab Name: Phoenix Environmental Client: NETC

Lab Code: Phoenix Case No.: SAS No.: SDG No.: GBY06958

GC Col B: Rtx-440 ID: 0.32 (mm) Init. Calib. Date(s): 04/25/17 04/25/17

EPA Sample No.(PIBLK): Date Analyzed:

LAB Sample ID (PIBLK): Time Analyzed:

EPA Sample No.(PEM): mix 4;11c Date Analyzed: 04/26/17

LAB Sample ID (PEM): mix 4;11c - 425B049 Time Analyzed: 0:39

Instrument: ECD4 File: 425B049

COMPOUND	RT	RT WINDOW FROM	RT WINDOW TO	RAW AMOUNT ppb	NOM AMOUNT ppb	% D		CF
alpha-BHC	4.68	4.63	4.73	55	50	10		2.351
beta-BHC	5.23	5.18	5.28	46	50	8		1.067
delta-BHC	5.50	5.44	5.54	52	50	4		2.391
gamma-BHC (Lindane)	5.03	4.98	5.08	53	50	6		2.211
Heptachlor	5.70	5.64	5.74	47	50	6		2.316
Aldrin	6.09	6.04	6.14	47	50	6		2.534
Heptachlor Epoxide	6.62	6.54	6.68	45	50	10		2.663
Endosulfan I	7.12	7.05	7.19	51	50	2		2.002
Dieldrin	7.49	7.41	7.55	48	50	4		2.229
4,4' -DDE	7.32	7.25	7.39	46	50	8		2.101
Endrin	7.78	7.70	7.84	44	50	12		1.706
Endosulfan II	8.05	7.98	8.12	49	50	2		1.820
4,4' -DDD	7.99	7.91	8.05	49	50	2		1.199
Endosulfan Sulfate	8.51	8.44	8.58	45	50	10		1.787
4,4' -DDT	8.39	8.31	8.45	43	50	14		1.566
Methoxychlor	8.98	8.91	9.05	47	50	6		0.728
Endrin ketone	9.07	9.00	9.14	48	50	4		1.826
Endrin Aldehyde	8.22	8.15	8.29	50	50	0		1.476
alpha-Chlordane	7.07	6.99	7.13	46	50	8		2.059
gamma-Chlordane	6.96	6.88	7.02	48	50	4		2.389
Decachlorobiphenyl	10.65	10.54	10.74	77	80	4		1.531
Tetrachloro-m-xylene	4.21	4.16	4.26	80	80	0		0.909

QC LIMITS:
%D must be less than or equal to 20% (*) Criteria exceeded. CF=Calibration/Response Factor

FORM VII PEST

Client Id: Continuing Calibration

Software Version: 4.1<1L22>
Date: 4/26/17 11:27 AM
Sample Name : mix 4;11c
Data File   : E:\TC2017\ECD4\04-APR\425A049.RAW   Date: 4/26/17 12:39 AM
Sequence File: E:\TC2017\ECD4\04-APR\PEST_SEQ.SEQ   Cycle: 918   Channel : A
Instrument   : AUTO4-DUAL_ECD   Rack/Vial: 0/33   Operator: CE
Sample Amount   : 1.0000   Dilution Factor : 1.00

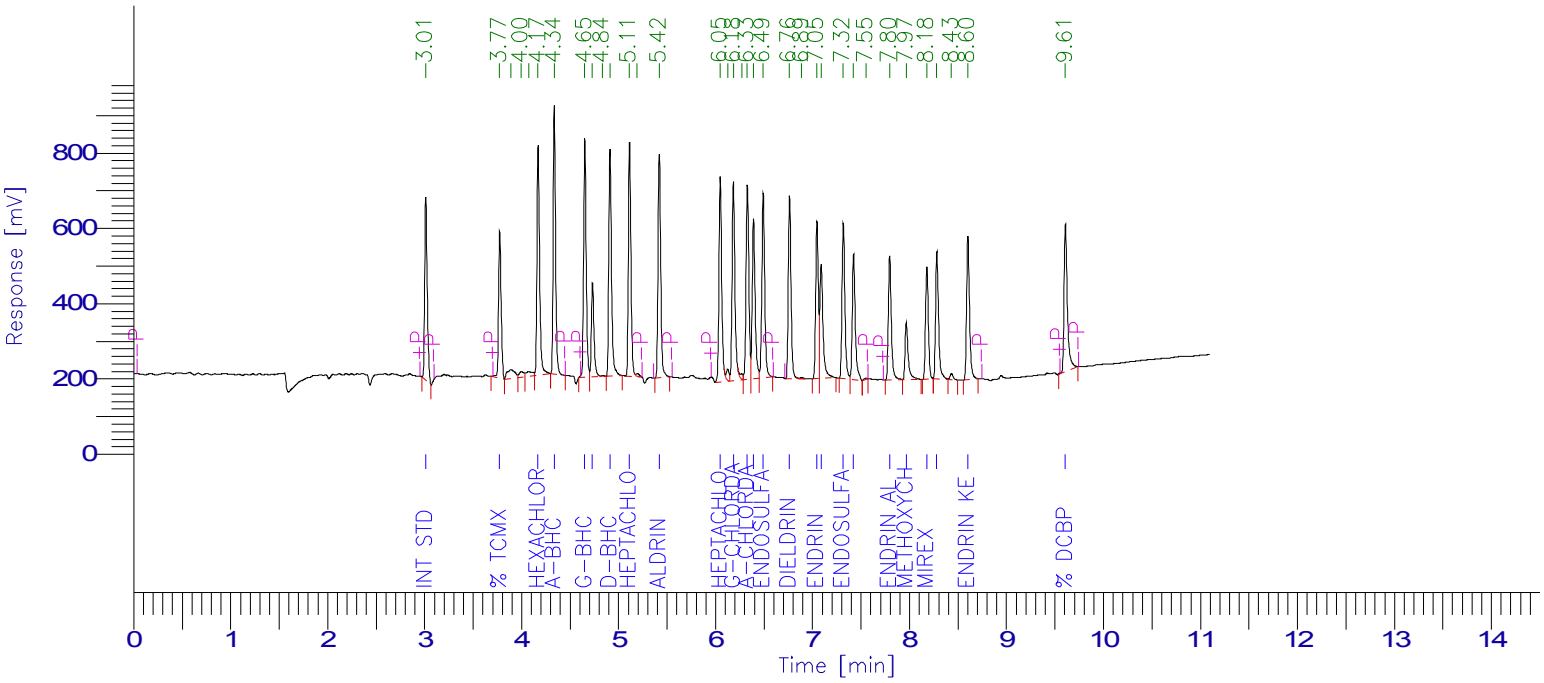

PESTICIDE REPORT

Peak #	Time [min]	Component Name	Raw Amount	Surrogate Recovery Multiplier TCMX & DCBP	Adjusted Amount for Labowrks	Area [µV·s]
1	3.012	Int Std	100.0000	250.0000	1.0000	100.0000	897572.52
2	3.774	% TCMX	74.5310	186.3274	1.0000	74.5310	724071.33
6	4.170	Hexachlorobenzene	45.6831	114.2077	1.0000	45.6831	1170492.46
7	4.337	a-BHC	47.1524	117.8809	1.0000	47.1524	1223405.28
8	4.651	g-BHC	41.2353	103.0881	1.0000	41.2353	1148616.42
9	4.731	b-BHC	47.3827	118.4567	1.0000	47.3827	476085.10
11	4.911	d-BHC	46.7899	116.9748	1.0000	46.7899	1146964.06
12	5.113	Heptachlor	48.1405	120.3511	1.0000	48.1405	1140714.51
14	5.420	Aldrin	46.8558	117.1395	1.0000	46.8558	1116199.58
15	6.049	Heptachlor epoxide	47.4362	118.5904	1.0000	47.4362	1070053.84
17	6.184	g-Chlordane	42.6855	106.7138	1.0000	42.6855	1080565.55
19	6.328	a-Chlordane	43.6354	109.0885	1.0000	43.6354	1005651.68
20	6.391	4,4'-DDE	45.9427	114.8567	1.0000	45.9427	888904.41
21	6.491	Endosulfan I	47.3177	118.2943	1.0000	47.3177	992206.75
22	6.763	Dieldrin	46.7590	116.8974	1.0000	46.7590	956904.65
24	7.046	Endrin	45.8195	114.5487	1.0000	45.8195	806123.57
25	7.090	4,4'-DDD	48.8321	122.0802	1.0000	48.8321	693815.63
26	7.318	Endosulfan II	46.9574	117.3935	1.0000	46.9574	862770.27
27	7.423	4,4'-DDT	47.3441	118.3604	1.0000	47.3441	721122.33
29	7.795	Endrin aldehyde	47.3439	118.3598	1.0000	47.3439	704210.10
30	7.966	Methoxychlor	47.0599	117.6498	1.0000	47.0599	350280.94
31	8.179	Mirex	42.4837	106.2094	1.0000	42.4837	589288.64
32	8.282	Endosulfan sulfate	44.5360	111.3401	1.0000	44.5360	705595.98
34	8.602	Endrin Ketone	45.8968	114.7420	1.0000	45.8968	811859.80
35	9.607	% DCBP	71.7680	179.4201	1.0000	71.7680	906278.91
			3148.9714	25.0000	1259.5886	22189754.31

Client Id: Continuing Calibration

Software Version: 4.1<1L22>
Date: 4/26/17 11:27 AM
Sample Name : mix 4;11c
Data File : E:\TC2017\ECD4\04-APR\425B049.RAW Date: 4/26/17 12:39 AM
Sequence File: E:\TC2017\ECD4\04-APR\PEST_SEQ.SEQ Cycle: 918 Channel : B
Instrument : AUTO4-DUAL_ECD Rack/Vial: 0/33 Operator: CE
Sample Amount : 1.0000 Dilution Factor : 1.00

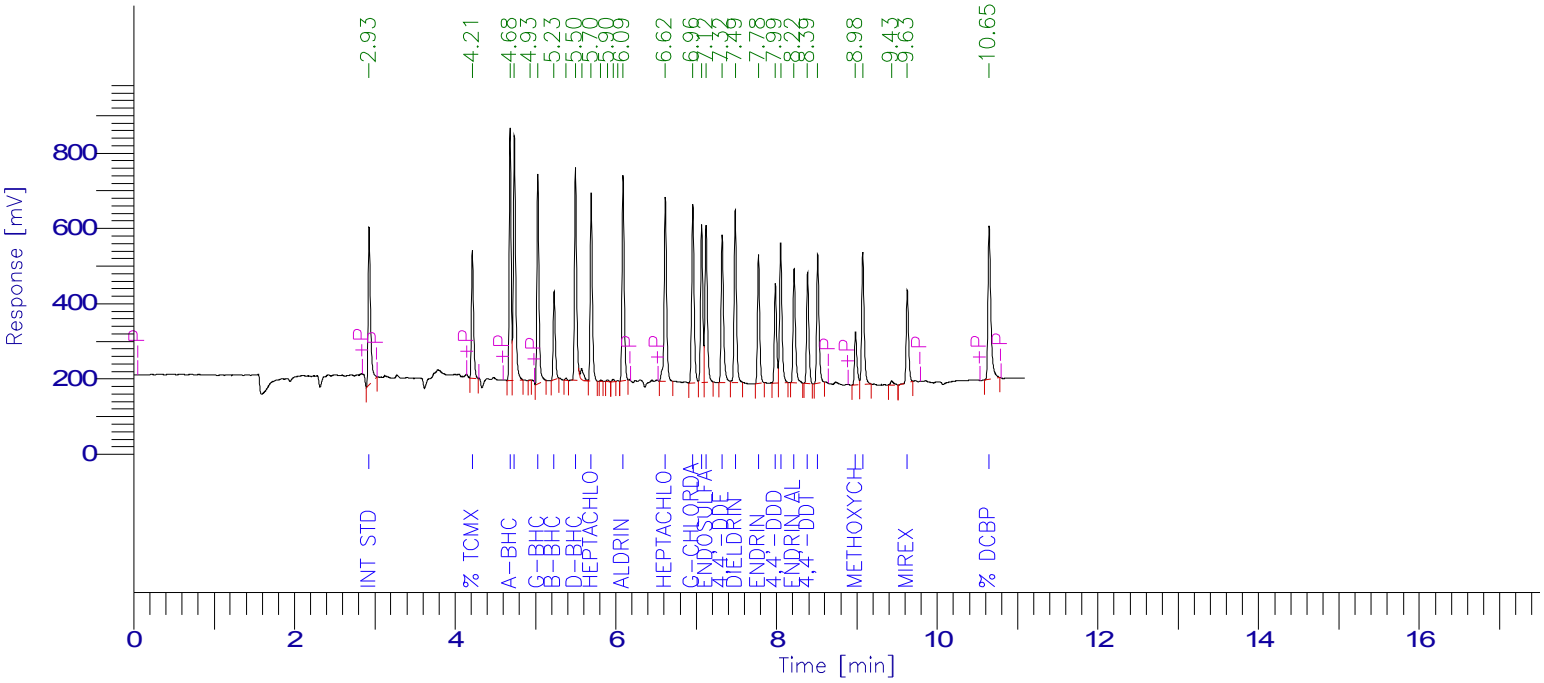

PESTICIDE REPORT

Peak #	Time [min]	Component Name	Raw Amount	Surrogate Recovery Multiplier TCMX & DCBP		Adjusted Amount for Labowrks	Area [µV·s]
1	2.929	Int Std	100.0000	250.0000	1.0000	100.0000	854411.61
2	4.214	% TCMX	80.0300	200.0751	1.0000	80.0300	621682.36
3	4.684	a-BHC	55.3039	138.2597	1.0000	55.3039	1111023.34
4	4.737	Hexachlorobenzene	42.2423	105.6057	1.0000	42.2423	1257747.16
6	5.030	g-BHC	53.1618	132.9045	1.0000	53.1618	1004445.81
7	5.231	b-BHC	46.2994	115.7485	1.0000	46.2994	422081.63
9	5.498	d-BHC	51.9817	129.9542	1.0000	51.9817	1061837.41
11	5.695	Heptachlor	46.7162	116.7904	1.0000	46.7162	924294.34
16	6.090	Aldrin	47.3712	118.4281	1.0000	47.3712	1025744.07
17	6.616	Heptachlor epoxide	45.2571	113.1428	1.0000	45.2571	1029891.15
18	6.957	g-Chlordane	47.5201	118.8002	1.0000	47.5201	969951.07
19	7.067	a-Chlordane	45.7721	114.4303	1.0000	45.7721	805404.39
20	7.122	Endosulfan I	50.6221	126.5553	1.0000	50.6221	865896.91
21	7.324	4,4'-DDE	46.0976	115.2440	1.0000	46.0976	827614.09
22	7.487	Dieldrin	48.2030	120.5075	1.0000	48.2030	918047.26
23	7.775	Endrin	44.3233	110.8084	1.0000	44.3233	645920.81
24	7.986	4,4'-DDD	49.3303	123.3257	1.0000	49.3303	505551.19
25	8.052	Endosulfan II	49.2700	123.1750	1.0000	49.2700	766292.42
26	8.217	Endrin aldehyde	50.2904	125.7260	1.0000	50.2904	634128.56
27	8.386	4,4'-DDT	42.6761	106.6903	1.0000	42.6761	570901.11
28	8.513	Endosulfan sulfate	45.1265	112.8161	1.0000	45.1265	688874.44
29	8.983	Methoxychlor	47.1692	117.9231	1.0000	47.1692	293333.45
30	9.073	Endrin Ketone	48.1491	120.3726	1.0000	48.1491	751300.85
32	9.627	Mirex	42.4118	106.0296	1.0000	42.4118	503698.32
33	10.645	% DCBP	76.7043	191.7607	1.0000	76.7043	1003303.69
			3255.0738	25.0000		1302.0295	20063377.43

7D
PESTICIDE CALIBRATION VERIFICATION SUMMARY
Primary

Lab Name: Phoenix Environmental Client: NETC

Lab Code: Phoenix Case No.: SAS No.: SDG No.: GBY06958

GC Col A: CLP ID: 0.53 (mm) Init. Calib. Date(s): 04/25/17 04/25/17

EPA Sample No.(PIBLK): hex Date Analyzed: 04/26/17

LAB Sample ID (PIBLK): hex - 426A030 Time Analyzed: 18:56

EPA Sample No.(PEM): Date Analyzed:

LAB Sample ID (PEM): Time Analyzed:

Instrument: ECD4 File: 426A030

COMPOUND	RT	RT WINDOW FROM	RT WINDOW TO	CALC AMOUNT ppb	NOM AMOUNT ppb	% D		CF
alpha-BHC		4.29	4.39	1.0U				
beta-BHC		4.68	4.78	1.0U				
delta-BHC		4.86	4.96	3.3U				
gamma-BHC (Lindane)		4.60	4.70	1.0U				
Heptachlor		5.06	5.16	3.3U				
Aldrin		5.37	5.47	1.0U				
Heptachlor Epoxide		5.98	6.12	3.3U				
Endosulfan I		6.42	6.56	3.3U				
Dieldrin		6.69	6.83	1.0U				
4,4' -DDE		6.32	6.46	1.7U				
Endrin		6.98	7.12	3.3U				
Endosulfan II		7.25	7.39	3.3U				
4,4' -DDD		7.02	7.16	1.7U				
Endosulfan Sulfate		8.21	8.35	3.3U				
4,4' -DDT		7.35	7.49	1.7U				
Methoxychlor		7.90	8.04	3.3U				
Endrin ketone		8.53	8.67	3.3U				
Endrin Aldehyde		7.73	7.87	3.3U				
alpha-Chlordane		6.26	6.40	3.3U				
gamma-Chlordane		6.11	6.25	3.3U				

QC LIMITS:
%D must be less than or equal to 20% (*) Criteria exceeded. CF=Calibration/Response Factor
Both channels need to have the compound detected for a concentration to be reported on either channel.

FORM VII PEST

7D
PESTICIDE CALIBRATION VERIFICATION SUMMARY
Confirmation

Lab Name: Phoenix Environmental Client: NETC

Lab Code: Phoenix Case No.: SAS No.: SDG No.: GBY06958

GC Col B: Rtx-440 ID: 0.32 (mm) Init. Calib. Date(s): 04/25/17 04/25/17

EPA Sample No.(PIBLK): hex Date Analyzed: 04/26/17

LAB Sample ID (PIBLK): hex - 426B030 Time Analyzed: 18:56

EPA Sample No.(PEM): Date Analyzed:

LAB Sample ID (PEM): Time Analyzed:

Instrument: ECD4 File: 426B030

COMPOUND	RT	RT WINDOW FROM	RT WINDOW TO	CALC AMOUNT ppb	NOM AMOUNT ppb	% D		CF
alpha-BHC		4.63	4.73	1.0U				
beta-BHC		5.18	5.28	1.0U				
delta-BHC		5.44	5.54	3.3U				
gamma-BHC (Lindane)		4.98	5.08	1.0U				
Heptachlor		5.64	5.74	3.3U				
Aldrin		6.04	6.14	1.0U				
Heptachlor Epoxide		6.54	6.68	3.3U				
Endosulfan I		7.05	7.19	3.3U				
Dieldrin		7.41	7.55	1.0U				
4,4' -DDE		7.25	7.39	1.7U				
Endrin		7.70	7.84	3.3U				
Endosulfan II		7.98	8.12	3.3U				
4,4' -DDD		7.91	8.05	1.7U				
Endosulfan Sulfate		8.44	8.58	3.3U				
4,4' -DDT		8.31	8.45	1.7U				
Methoxychlor		8.91	9.05	3.3U				
Endrin ketone		9.00	9.14	3.3U				
Endrin Aldehyde		8.15	8.29	3.3U				
alpha-Chlordane		6.99	7.13	3.3U				
gamma-Chlordane		6.88	7.02	3.3U				

QC LIMITS:
%D must be less than or equal to 20% (*) Criteria exceeded. CF=Calibration/Response Factor
Both channels need to have the compound detected for a concentration to be reported on either channel.

FORM VII PEST

Client Id: Continuing Blank

Software Version: 4.1<1L22>
Date: 4/27/17 10:33 AM
Sample Name : hex
Data File   : E:\TC2017\ECD4\04-APR\426A030.RAW   Date: 4/26/17 06:56 PM
Sequence File: E:\TC2017\ECD4\04-APR\PEST_SEQ.SEQ   Cycle: 962   Channel : A
Instrument   : AUTO4-DUAL_ECD   Rack/Vial: 0/1   Operator: CE
Sample Amount   : 1.0000   Dilution Factor : 1.00

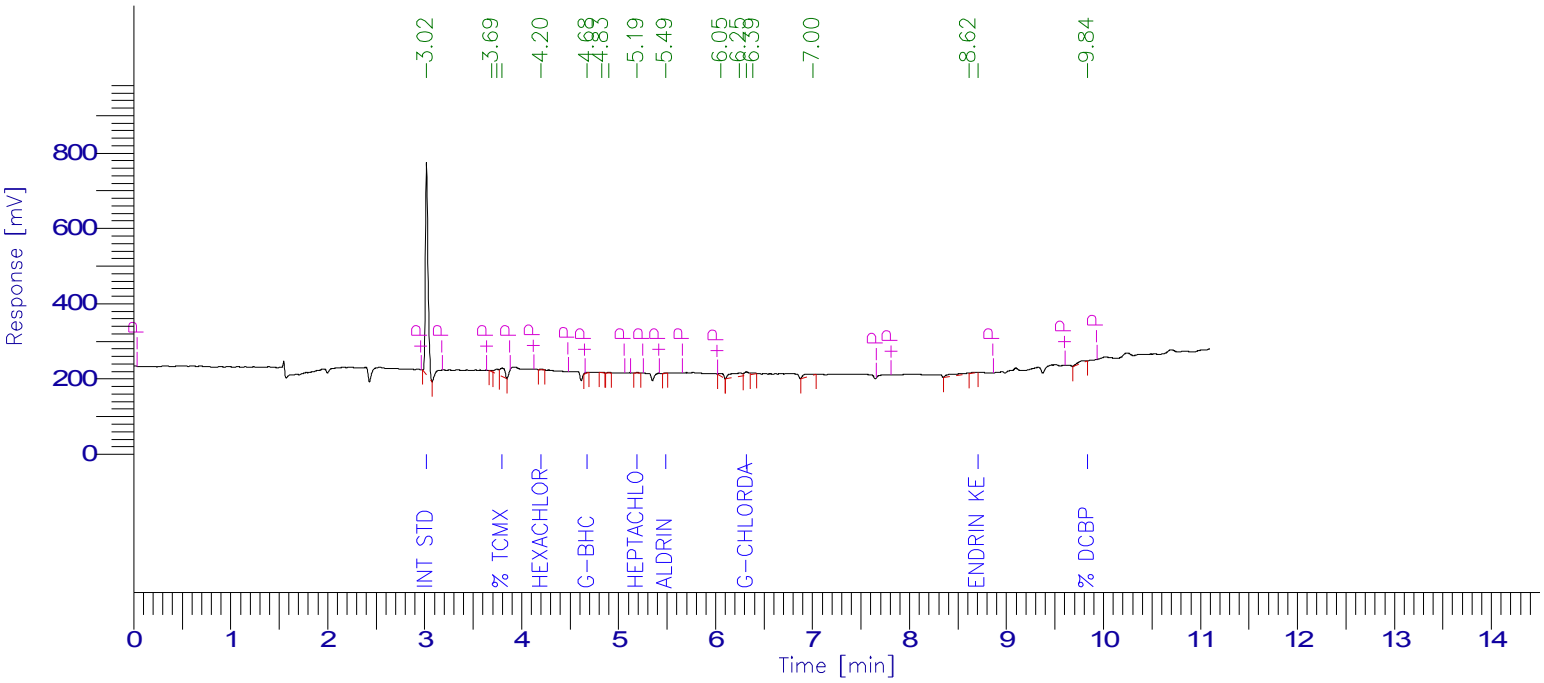

PESTICIDE REPORT

Peak #	Time [min]	Component Name	Raw Amount	Surrogate Recovery Multiplier TCMX & DCBP	Adjusted Amount for Labowrks	Area [µV·s]
1	3.019	Int Std	100.0000	250.0000	1.0000	100.0000	1059142.65
4	3.800	% TCMX	6.8703	17.1758	1.0000	6.8703	78760.05
5	4.204	Hexachlorobenzene	0.1368	0.3420	1.0000	0.1368	4135.61
0	4.380	a-BHC	0.0000	0.0000	1.0000	0.0000	0.00
6	4.678	g-BHC	0.2142	0.5354	1.0000	0.2142	7039.81
0	4.786	b-BHC	0.0000	0.0000	1.0000	0.0000	0.00
0	4.969	d-BHC	0.0000	0.0000	1.0000	0.0000	0.00
9	5.191	Heptachlor	0.1158	0.2896	1.0000	0.1158	3238.70
10	5.486	Aldrin	0.0876	0.2190	1.0000	0.0876	2461.92
0	6.144	Heptachlor epoxide	0.0000	0.0000	1.0000	0.0000	0.00
13	6.318	g-Chlordane	1.0239	2.5598	1.0000	1.0239	30585.60
0	6.431	a-Chlordane	0.0000	0.0000	1.0000	0.0000	0.00
0	6.500	4,4'-DDE	0.0000	0.0000	1.0000	0.0000	0.00
0	6.597	Endosulfan I	0.0000	0.0000	1.0000	0.0000	0.00
0	6.877	Dieldrin	0.0000	0.0000	1.0000	0.0000	0.00
0	7.166	Endrin	0.0000	0.0000	1.0000	0.0000	0.00
0	7.216	4,4'-DDD	0.0000	0.0000	1.0000	0.0000	0.00
0	7.437	Endosulfan II	0.0000	0.0000	1.0000	0.0000	0.00
0	7.550	4,4'-DDT	0.0000	0.0000	1.0000	0.0000	0.00
0	7.920	Endrin aldehyde	0.0000	0.0000	1.0000	0.0000	0.00
0	8.100	Methoxychlor	0.0000	0.0000	1.0000	0.0000	0.00
0	8.306	Mirex	0.0000	0.0000	1.0000	0.0000	0.00
0	8.412	Endosulfan sulfate	0.0000	0.0000	1.0000	0.0000	0.00
17	8.704	Endrin Ketone	0.2528	0.6320	1.0000	0.2528	5276.42
18	9.835	% DCBP	2.2021	5.5051	1.0000	2.2021	32812.79
				277.2586	25.0000	110.9034	1223453.56

Client Id: Continuing Blank

Software Version: 4.1<1L22>
Date: 4/27/17 10:33 AM
Sample Name : hex
Data File : E:\TC2017\ECD4\04-APR\426B030.RAW Date: 4/26/17 06:56 PM
Sequence File: E:\TC2017\ECD4\04-APR\PEST_SEQ.SEQ Cycle: 962 Channel : B
Instrument : AUTO4-DUAL_ECD Rack/Vial: 0/1 Operator: CE
Sample Amount : 1.0000 Dilution Factor : 1.00

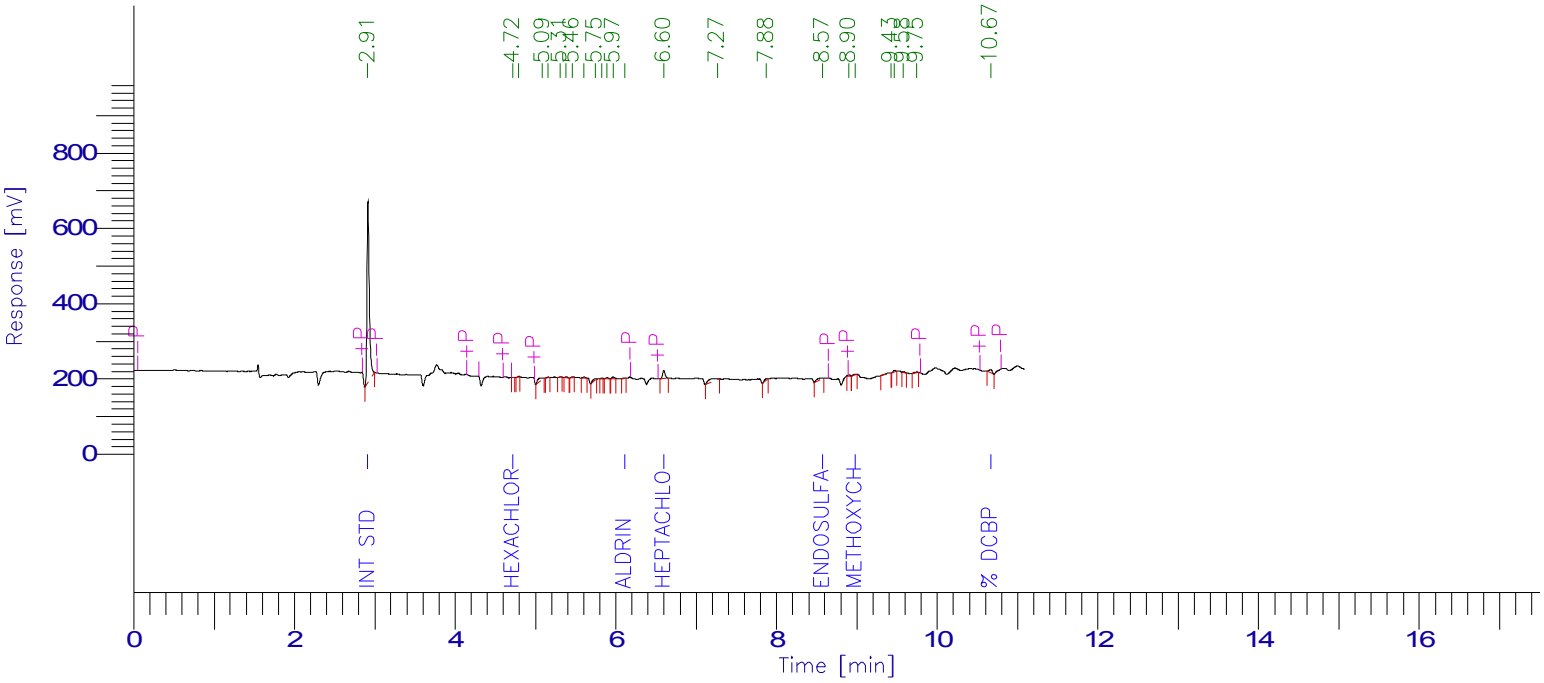

PESTICIDE REPORT

Peak #	Time [min]	Component Name	Raw Amount	Surrogate Recovery Multiplier TCMX & DCBP		Adjusted Amount for Labowrks	Area [µV·s]
1	2.914	Int Std	100.0000	250.0000	1.0000	100.0000	967308.89
0	4.211	% TCMX	0.0000	0.0000	1.0000	0.0000	0.00
0	4.680	a-BHC	0.0000	0.0000	1.0000	0.0000	0.00
2	4.718	Hexachlorobenzene	0.0247	0.0617	1.0000	0.0247	832.23
0	5.026	g-BHC	0.0000	0.0000	1.0000	0.0000	0.00
0	5.227	b-BHC	0.0000	0.0000	1.0000	0.0000	0.00
0	5.500	d-BHC	0.0000	0.0000	1.0000	0.0000	0.00
0	5.689	Heptachlor	0.0000	0.0000	1.0000	0.0000	0.00
14	6.112	Aldrin	0.1146	0.2866	1.0000	0.1146	2810.32
15	6.597	Heptachlor epoxide	1.7706	4.4264	1.0000	1.7706	45615.49
0	6.974	g-Chlordane	0.0000	0.0000	1.0000	0.0000	0.00
0	7.082	a-Chlordane	0.0000	0.0000	1.0000	0.0000	0.00
0	7.138	Endosulfan I	0.0000	0.0000	1.0000	0.0000	0.00
0	7.340	4,4'-DDE	0.0000	0.0000	1.0000	0.0000	0.00
0	7.503	Dieldrin	0.0000	0.0000	1.0000	0.0000	0.00
0	7.791	Endrin	0.0000	0.0000	1.0000	0.0000	0.00
0	8.001	4,4'-DDD	0.0000	0.0000	1.0000	0.0000	0.00
0	8.076	Endosulfan II	0.0000	0.0000	1.0000	0.0000	0.00
0	8.235	Endrin aldehyde	0.0000	0.0000	1.0000	0.0000	0.00
0	8.403	4,4'-DDT	0.0000	0.0000	1.0000	0.0000	0.00
18	8.571	Endosulfan sulfate	1.4617	3.6542	1.0000	1.4617	25261.73
20	8.981	Methoxychlor	0.8613	2.1533	1.0000	0.8613	6064.04
0	9.100	Endrin Ketone	0.0000	0.0000	1.0000	0.0000	0.00
0	9.659	Mirex	0.0000	0.0000	1.0000	0.0000	0.00
25	10.667	% DCBP	1.5198	3.7994	1.0000	1.5198	22505.59
				264.3817	25.0000	105.7527	1070398.30

7D
PESTICIDE CALIBRATION VERIFICATION SUMMARY
Primary

Lab Name: Phoenix Environmental Client: NETC

Lab Code: Phoenix Case No.: SAS No.: SDG No.: GBY06958

GC Col A: CLP ID: 0.53 (mm) Init. Calib. Date(s): 04/25/17 04/25/17

EPA Sample No.(PIBLK): Date Analyzed:

LAB Sample ID (PIBLK): Time Analyzed:

EPA Sample No.(PEM): mix 4;11l Date Analyzed: 04/26/17

LAB Sample ID (PEM): mix 4;11l - 426A031 Time Analyzed: 19:13

Instrument: ECD4 File: 426A031

COMPOUND	RT	RT WINDOW FROM	RT WINDOW TO	RAW AMOUNT ppb	NOM AMOUNT ppb	% D		CF
alpha-BHC	4.37	4.29	4.39	47	50	6		2.891
beta-BHC	4.78	4.68	4.78	47	50	6		1.119
delta-BHC	4.97	4.86	4.96	48	50	4		2.731
gamma-BHC (Lindane)	4.70	4.60	4.70	41	50	18		3.103
Heptachlor	5.17	5.06	5.16	48	50	4		2.640
Aldrin	5.49	5.37	5.47	46	50	8		2.654
Heptachlor Epoxide	6.14	5.98	6.12	45	50	10		2.513
Endosulfan I	6.60	6.42	6.56	46	50	8		2.336
Dieldrin	6.88	6.69	6.83	48	50	4		2.280
4,4' -DDE	6.50	6.32	6.46	45	50	10		2.156
Endrin	7.16	6.98	7.12	48	50	4		1.960
Endosulfan II	7.44	7.25	7.39	45	50	10		2.047
4,4' -DDD	7.22	7.02	7.16	49	50	2		1.583
Endosulfan Sulfate	8.41	8.21	8.35	43	50	14		1.765
4,4' -DDT	7.55	7.35	7.49	44	50	12		1.697
Methoxychlor	8.10	7.90	8.04	45	50	10		0.829
Endrin ketone	8.73	8.53	8.67	44	50	12		1.971
Endrin Aldehyde	7.92	7.73	7.87	46	50	8		1.657
alpha-Chlordane	6.43	6.26	6.40	42	50	16		2.568
gamma-Chlordane	6.28	6.11	6.25	40	50	20		2.820
Decachlorobiphenyl	9.76	9.51	9.71	71	80	11		1.407
Tetrachloro-m-xylene	3.80	3.72	3.82	72	80	10		1.082

QC LIMITS:
%D must be less than or equal to 20% (*) Criteria exceeded. CF=Calibration/Response Factor

FORM VII PEST

7D
PESTICIDE CALIBRATION VERIFICATION SUMMARY
Confirmation

Lab Name: Phoenix Environmental Client: NETC

Lab Code: Phoenix Case No.: SAS No.: SDG No.: GBY06958

GC Col B: Rtx-440 ID: 0.32 (mm) Init. Calib. Date(s): 04/25/17 04/25/17

EPA Sample No.(PIBLK): Date Analyzed:

LAB Sample ID (PIBLK): Time Analyzed:

EPA Sample No.(PEM): mix 4;11l Date Analyzed: 04/26/17

LAB Sample ID (PEM): mix 4;11l - 426B031 Time Analyzed: 19:13

Instrument: ECD4 File: 426B031

COMPOUND	RT	RT WINDOW FROM	RT WINDOW TO	RAW AMOUNT ppb	NOM AMOUNT ppb	% D		CF
alpha-BHC	4.67	4.63	4.73	55	50	10		2.351
beta-BHC	5.22	5.18	5.28	47	50	6		1.067
delta-BHC	5.49	5.44	5.54	53	50	6		2.391
gamma-BHC (Lindane)	5.02	4.98	5.08	54	50	8		2.211
Heptachlor	5.69	5.64	5.74	50	50	0		2.316
Aldrin	6.09	6.04	6.14	45	50	10		2.534
Heptachlor Epoxide	6.62	6.54	6.68	42	50	16		2.663
Endosulfan I	7.13	7.05	7.19	48	50	4		2.002
Dieldrin	7.50	7.41	7.55	44	50	12		2.229
4,4' -DDE	7.33	7.25	7.39	42	50	16		2.101
Endrin	7.79	7.70	7.84	49	50	2		1.706
Endosulfan II	8.07	7.98	8.12	48	50	4		1.820
4,4' -DDD	8.00	7.91	8.05	47	50	6		1.199
Endosulfan Sulfate	8.53	8.44	8.58	42	50	16		1.787
4,4' -DDT	8.41	8.31	8.45	39	50	22	*	1.566
Methoxychlor	9.01	8.91	9.05	44	50	12		0.728
Endrin ketone	9.10	9.00	9.14	44	50	12		1.826
Endrin Aldehyde	8.23	8.15	8.29	48	50	4		1.476
alpha-Chlordane	7.07	6.99	7.13	47	50	6		2.059
gamma-Chlordane	6.96	6.88	7.02	44	50	12		2.389
Decachlorobiphenyl	10.69	10.54	10.74	68	80	15		1.531
Tetrachloro-m-xylene	4.20	4.16	4.26	76	80	5		0.909

QC LIMITS:
%D must be less than or equal to 20% (*) Criteria exceeded. CF=Calibration/Response Factor

FORM VII PEST

Client Id: Continuing Calibration

Software Version: 4.1<1L22>
Date: 4/27/17 10:33 AM
Sample Name : mix 4;11l
Data File   : E:\TC2017\ECD4\04-APR\426A031.RAW   Date: 4/26/17 07:13 PM
Sequence File: E:\TC2017\ECD4\04-APR\PEST_SEQ.SEQ   Cycle: 963   Channel : A
Instrument   : AUTO4-DUAL_ECD   Rack/Vial: 0/28   Operator: CE
Sample Amount   : 1.0000   Dilution Factor : 1.00

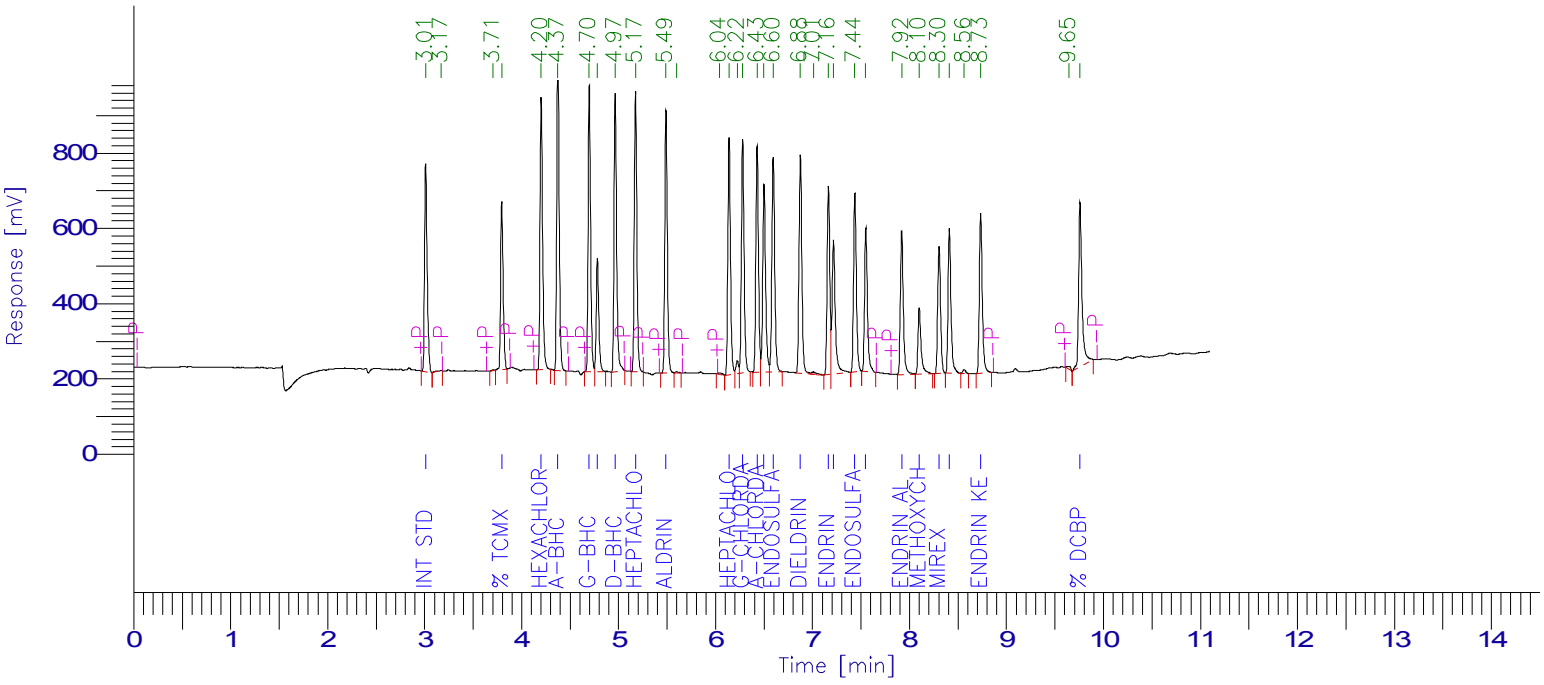

PESTICIDE REPORT

Peak #	Time [min]	Component Name	Raw Amount	Surrogate Recovery TCMX & DCBP	Multiplier	Adjusted Amount for Labowrks	Area [µV·s]
1	3.010	Int Std	100.0000	250.0000	1.0000	100.0000	1049510.04
4	3.795	% TCMX	71.8258	179.5646	1.0000	71.8258	815910.15
5	4.202	Hexachlorobenzene	44.6527	111.6318	1.0000	44.6527	1337760.09
6	4.372	a-BHC	46.8934	117.2334	1.0000	46.8934	1422640.98
7	4.698	g-BHC	41.1480	102.8700	1.0000	41.1480	1340207.52
8	4.781	b-BHC	46.5594	116.3985	1.0000	46.5594	547002.50
9	4.965	d-BHC	47.6494	119.1235	1.0000	47.6494	1365752.68
10	5.174	Heptachlor	48.0485	120.1213	1.0000	48.0485	1331263.17
11	5.489	Aldrin	46.0614	115.1534	1.0000	46.0614	1283017.39
14	6.139	Heptachlor epoxide	45.4159	113.5396	1.0000	45.4159	1197899.97
16	6.280	g-Chlordane	40.4728	101.1821	1.0000	40.4728	1197984.42
17	6.429	a-Chlordane	42.3369	105.8422	1.0000	42.3369	1140891.93
18	6.500	4,4'-DDE	45.3444	113.3610	1.0000	45.3444	1025839.89
19	6.595	Endosulfan I	46.2741	115.6852	1.0000	46.2741	1134574.51
20	6.875	Dieldrin	48.2520	120.6301	1.0000	48.2520	1154613.43
22	7.164	Endrin	47.7198	119.2995	1.0000	47.7198	981673.12
23	7.217	4,4'-DDD	49.1459	122.8648	1.0000	49.1459	816475.77
24	7.436	Endosulfan II	44.5226	111.3065	1.0000	44.5226	956508.02
25	7.549	4,4'-DDT	44.3166	110.7916	1.0000	44.3166	789271.76
26	7.919	Endrin aldehyde	45.9094	114.7734	1.0000	45.9094	798465.75
27	8.100	Methoxychlor	45.0891	112.7228	1.0000	45.0891	392422.76
28	8.304	Mirex	42.2379	105.5948	1.0000	42.2379	685054.33
29	8.411	Endosulfan sulfate	43.1059	107.7647	1.0000	43.1059	798542.59
31	8.733	Endrin Ketone	43.6987	109.2467	1.0000	43.6987	903824.44
33	9.758	% DCBP	71.2692	178.1729	1.0000	71.2692	1052324.07
			3094.8745	25.0000		1237.9498	25519431.29

Client Id: Continuing Calibration

Software Version: 4.1<1L22>
Date: 4/27/17 10:33 AM
Sample Name : mix 4;11l
Data File   : E:\TC2017\ECD4\04-APR\426B031.RAW   Date: 4/26/17 07:13 PM
Sequence File: E:\TC2017\ECD4\04-APR\PEST_SEQ.SEQ   Cycle: 963   Channel : B
Instrument   : AUTO4-DUAL_ECD   Rack/Vial: 0/28   Operator: CE
Sample Amount   : 1.0000   Dilution Factor : 1.00

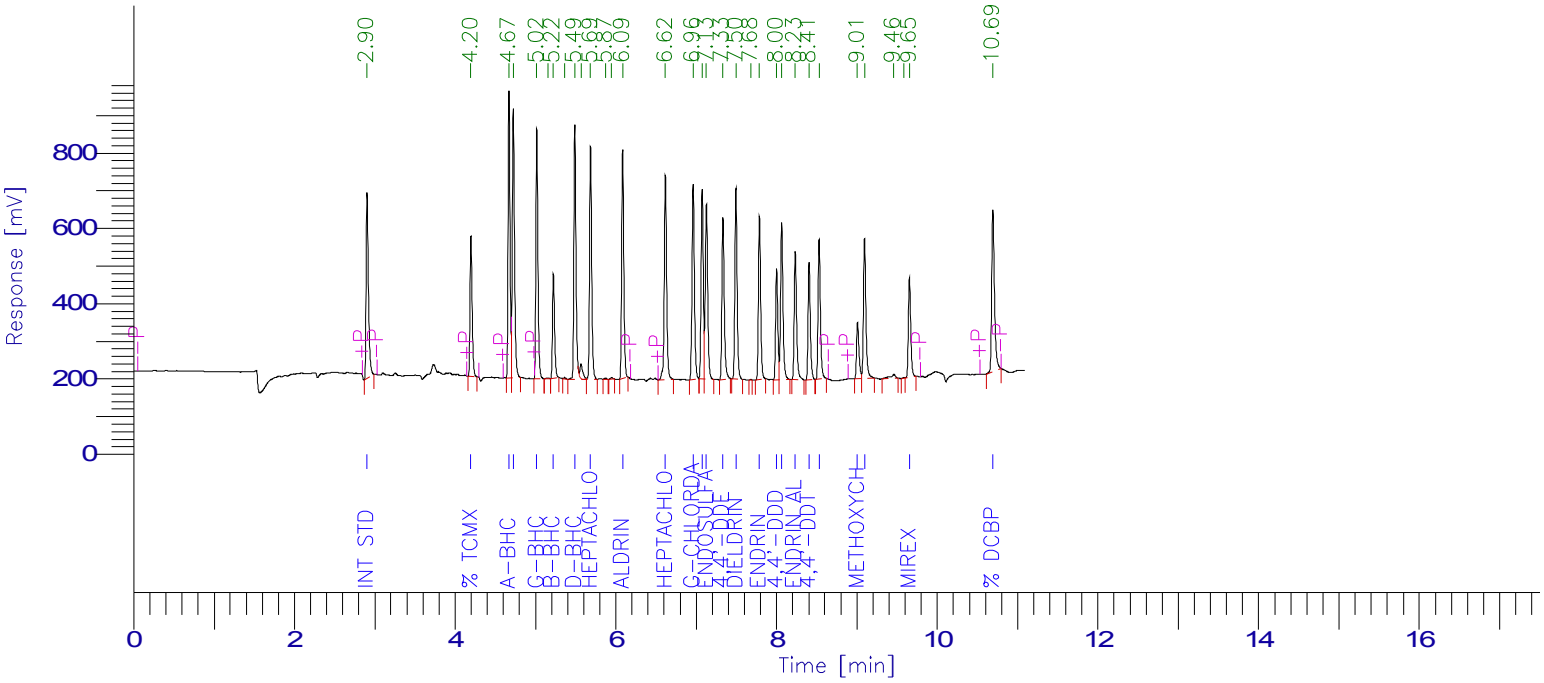

PESTICIDE REPORT

Peak #	Time [min]	Component Name	Raw Amount	Surrogate Recovery TCMX & DCBP	Multiplier	Adjusted Amount for Labowrks	Area [µV·s]
1	2.903	Int Std	100.0000	250.0000	1.0000	100.0000	995968.38
2	4.196	% TCMX	75.6459	189.1147	1.0000	75.6459	684982.21
3	4.669	a-BHC	55.0996	137.7489	1.0000	55.0996	1290310.25
4	4.723	Hexachlorobenzene	38.5127	96.2818	1.0000	38.5127	1336682.80
5	5.017	g-BHC	53.5659	133.9146	1.0000	53.5659	1179759.27
7	5.222	b-BHC	46.8296	117.0739	1.0000	46.8296	497645.06
9	5.490	d-BHC	52.7235	131.8088	1.0000	52.7235	1255423.88
11	5.686	Heptachlor	49.8018	124.5045	1.0000	49.8018	1148593.72
14	6.085	Aldrin	44.6167	111.5417	1.0000	44.6167	1126160.09
15	6.617	Heptachlor epoxide	42.0754	105.1886	1.0000	42.0754	1116121.50
16	6.961	g-Chlordane	43.9877	109.9693	1.0000	43.9877	1046604.06
17	7.074	a-Chlordane	47.4969	118.7423	1.0000	47.4969	974219.44
18	7.127	Endosulfan I	48.2367	120.5916	1.0000	48.2367	961792.91
19	7.334	4,4'-DDE	42.2561	105.6404	1.0000	42.2561	884337.26
20	7.495	Dieldrin	44.1726	110.4316	1.0000	44.1726	980669.92
22	7.787	Endrin	49.1126	122.7815	1.0000	49.1126	834292.15
23	8.002	4,4'-DDD	47.0994	117.7484	1.0000	47.0994	562658.68
24	8.065	Endosulfan II	47.6456	119.1140	1.0000	47.6456	863799.92
25	8.232	Endrin aldehyde	48.0635	120.1588	1.0000	48.0635	706457.68
26	8.405	4,4'-DDT	38.7975	96.9937	1.0000	38.7975	605003.11
27	8.530	Endosulfan sulfate	42.0404	105.1010	1.0000	42.0404	748090.32
28	9.008	Methoxychlor	43.6215	109.0538	1.0000	43.6215	316214.53
29	9.095	Endrin Ketone	43.5871	108.9677	1.0000	43.5871	792797.76
32	9.654	Mirex	39.3092	98.2731	1.0000	39.3092	544197.15
33	10.691	% DCBP	68.2278	170.5696	1.0000	68.2278	1040286.50
			3131.3143		25.0000	1252.5257	22493068.52

7D
PESTICIDE CALIBRATION VERIFICATION SUMMARY
Primary

Lab Name: Phoenix Environmental Client: NETC

Lab Code: Phoenix Case No.: SAS No.: SDG No.: GBY06958

GC Col A: CLP ID: 0.53 (mm) Init. Calib. Date(s): 04/25/17 04/25/17

EPA Sample No.(PIBLK): hex Date Analyzed: 04/26/17

LAB Sample ID (PIBLK): hex - 426A042 Time Analyzed: 22:13

EPA Sample No.(PEM): Date Analyzed:

LAB Sample ID (PEM): Time Analyzed:

Instrument: ECD4 File: 426A042

COMPOUND	RT	RT WINDOW FROM	RT WINDOW TO	CALC AMOUNT ppb	NOM AMOUNT ppb	% D		CF
alpha-BHC		4.29	4.39	1.0U				
beta-BHC		4.68	4.78	1.0U				
delta-BHC		4.86	4.96	3.3U				
gamma-BHC (Lindane)		4.60	4.70	1.0U				
Heptachlor		5.06	5.16	3.3U				
Aldrin		5.37	5.47	1.0U				
Heptachlor Epoxide		5.98	6.12	3.3U				
Endosulfan I		6.42	6.56	3.3U				
Dieldrin		6.69	6.83	1.0U				
4,4' -DDE		6.32	6.46	1.7U				
Endrin		6.98	7.12	3.3U				
Endosulfan II		7.25	7.39	3.3U				
4,4' -DDD		7.02	7.16	1.7U				
Endosulfan Sulfate		8.21	8.35	3.3U				
4,4' -DDT		7.35	7.49	1.7U				
Methoxychlor		7.90	8.04	3.3U				
Endrin ketone		8.53	8.67	3.3U				
Endrin Aldehyde		7.73	7.87	3.3U				
alpha-Chlordane		6.26	6.40	3.3U				
gamma-Chlordane		6.11	6.25	3.3U				

QC LIMITS:
%D must be less than or equal to 20% (*) Criteria exceeded. CF=Calibration/Response Factor
Both channels need to have the compound detected for a concentration to be reported on either channel.

FORM VII PEST

7D
PESTICIDE CALIBRATION VERIFICATION SUMMARY
Confirmation

Lab Name: Phoenix Environmental Client: NETC

Lab Code: Phoenix Case No.: SAS No.: SDG No.: GBY06958

GC Col B: Rtx-440 ID: 0.32 (mm) Init. Calib. Date(s): 04/25/17 04/25/17

EPA Sample No.(PIBLK): hex Date Analyzed: 04/26/17

LAB Sample ID (PIBLK): hex - 426B042 Time Analyzed: 22:13

EPA Sample No.(PEM): Date Analyzed:

LAB Sample ID (PEM): Time Analyzed:

Instrument: ECD4 File: 426B042

COMPOUND	RT	RT WINDOW FROM	RT WINDOW TO	CALC AMOUNT ppb	NOM AMOUNT ppb	% D		CF
alpha-BHC		4.63	4.73	1.0U				
beta-BHC		5.18	5.28	1.0U				
delta-BHC		5.44	5.54	3.3U				
gamma-BHC (Lindane)		4.98	5.08	1.0U				
Heptachlor		5.64	5.74	3.3U				
Aldrin		6.04	6.14	1.0U				
Heptachlor Epoxide		6.54	6.68	3.3U				
Endosulfan I		7.05	7.19	3.3U				
Dieldrin		7.41	7.55	1.0U				
4,4' -DDE		7.25	7.39	1.7U				
Endrin		7.70	7.84	3.3U				
Endosulfan II		7.98	8.12	3.3U				
4,4' -DDD		7.91	8.05	1.7U				
Endosulfan Sulfate		8.44	8.58	3.3U				
4,4' -DDT		8.31	8.45	1.7U				
Methoxychlor		8.91	9.05	3.3U				
Endrin ketone		9.00	9.14	3.3U				
Endrin Aldehyde		8.15	8.29	3.3U				
alpha-Chlordane		6.99	7.13	3.3U				
gamma-Chlordane		6.88	7.02	3.3U				

QC LIMITS:
%D must be less than or equal to 20% (*) Criteria exceeded. CF=Calibration/Response Factor
Both channels need to have the compound detected for a concentration to be reported on either channel.

FORM VII PEST

Client Id: Continuing Blank

Software Version: 4.1<1L22>
Date: 4/27/17 10:35 AM
Sample Name : hex
Data File   : E:\TC2017\ECD4\04-APR\426A042.RAW   Date: 4/26/17 10:13 PM
Sequence File: E:\TC2017\ECD4\04-APR\PEST_SEQ.SEQ   Cycle: 974   Channel : A
Instrument   : AUTO4-DUAL_ECD   Rack/Vial: 0/1   Operator: CE
Sample Amount   : 1.0000   Dilution Factor : 1.00

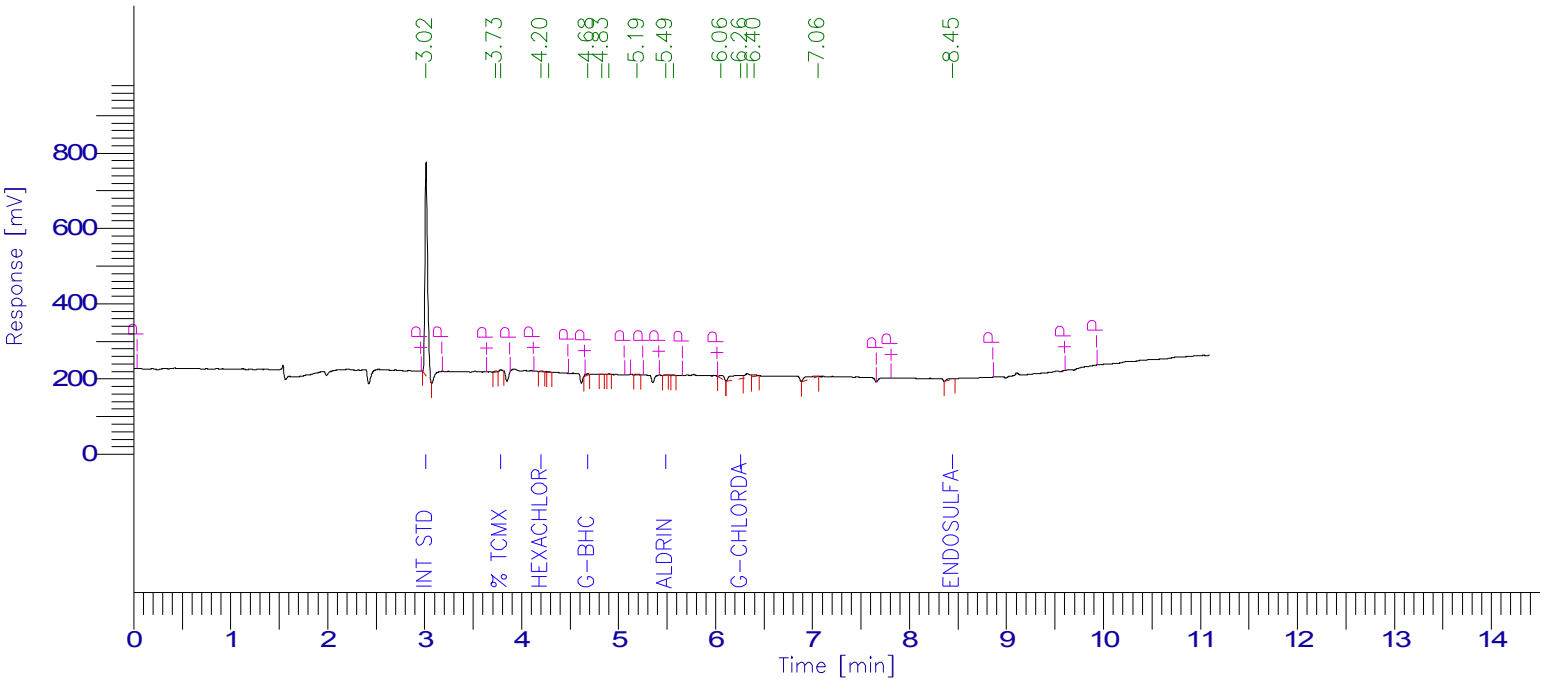

PESTICIDE REPORT

Peak #	Time [min]	Component Name	Raw Amount	Surrogate Recovery TCMX & DCBP	Multiplier	Adjusted Amount for Labowrks	Area [µV·s]
1	3.015	Int Std	100.0000	250.0000	1.0000	100.0000	1094367.35
3	3.786	% TCMX	0.5809	1.4521	1.0000	0.5809	6880.30
4	4.203	Hexachlorobenzene	0.1351	0.3378	1.0000	0.1351	4221.29
0	4.380	a-BHC	0.0000	0.0000	1.0000	0.0000	0.00
6	4.681	g-BHC	0.2983	0.7456	1.0000	0.2983	10129.56
0	4.786	b-BHC	0.0000	0.0000	1.0000	0.0000	0.00
0	4.969	d-BHC	0.0000	0.0000	1.0000	0.0000	0.00
0	5.179	Heptachlor	0.0000	0.0000	1.0000	0.0000	0.00
10	5.488	Aldrin	0.0782	0.1954	1.0000	0.0782	2270.44
0	6.144	Heptachlor epoxide	0.0000	0.0000	1.0000	0.0000	0.00
13	6.258	g-Chlordane	3.3783	8.4457	1.0000	3.3783	104270.64
0	6.431	a-Chlordane	0.0000	0.0000	1.0000	0.0000	0.00
0	6.500	4,4'-DDE	0.0000	0.0000	1.0000	0.0000	0.00
0	6.597	Endosulfan I	0.0000	0.0000	1.0000	0.0000	0.00
0	6.877	Dieldrin	0.0000	0.0000	1.0000	0.0000	0.00
0	7.166	Endrin	0.0000	0.0000	1.0000	0.0000	0.00
0	7.216	4,4'-DDD	0.0000	0.0000	1.0000	0.0000	0.00
0	7.437	Endosulfan II	0.0000	0.0000	1.0000	0.0000	0.00
0	7.550	4,4'-DDT	0.0000	0.0000	1.0000	0.0000	0.00
0	7.920	Endrin aldehyde	0.0000	0.0000	1.0000	0.0000	0.00
0	8.100	Methoxychlor	0.0000	0.0000	1.0000	0.0000	0.00
0	8.306	Mirex	0.0000	0.0000	1.0000	0.0000	0.00
17	8.445	Endosulfan sulfate	0.8826	2.2065	1.0000	0.8826	17049.15
0	8.735	Endrin Ketone	0.0000	0.0000	1.0000	0.0000	0.00
0	9.759	% DCBP	0.0000	0.0000	1.0000	0.0000	0.00
				263.3833	25.0000	105.3533	1239188.73

Client Id: Continuing Blank

Software Version: 4.1<1L22>
Date: 4/27/17 10:35 AM
Sample Name : hex
Data File   : E:\TC2017\ECD4\04-APR\426B042.RAW   Date: 4/26/17 10:13 PM
Sequence File: E:\TC2017\ECD4\04-APR\PEST_SEQ.SEQ   Cycle: 974   Channel : B
Instrument   : AUTO4-DUAL_ECD   Rack/Vial: 0/1   Operator: CE
Sample Amount   : 1.0000   Dilution Factor : 1.00

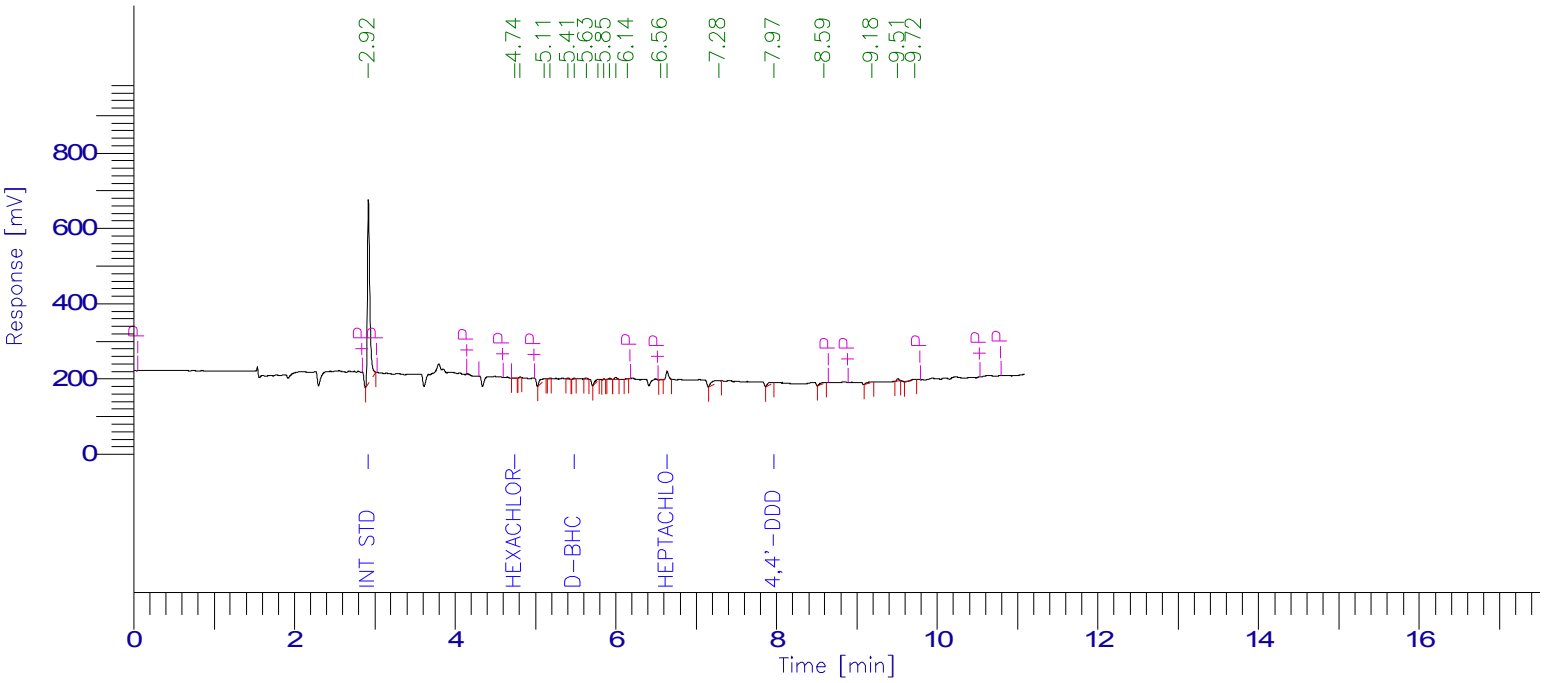

PESTICIDE REPORT

Peak #	Time [min]	Component Name	Raw Amount	Surrogate Recovery Multiplier TCMX & DCBP		Adjusted Amount for Labowrks	Area [µV·s]
1	2.920	Int Std	100.0000	250.0000	1.0000	100.0000	1018686.02
0	4.211	% TCMX	0.0000	0.0000	1.0000	0.0000	0.00
0	4.680	a-BHC	0.0000	0.0000	1.0000	0.0000	0.00
2	4.744	Hexachlorobenzene	0.0337	0.0843	1.0000	0.0337	1197.40
0	5.026	g-BHC	0.0000	0.0000	1.0000	0.0000	0.00
0	5.227	b-BHC	0.0000	0.0000	1.0000	0.0000	0.00
7	5.484	d-BHC	0.1185	0.2962	1.0000	0.1185	2885.52
0	5.689	Heptachlor	0.0000	0.0000	1.0000	0.0000	0.00
0	6.085	Aldrin	0.0000	0.0000	1.0000	0.0000	0.00
15	6.638	Heptachlor epoxide	1.7683	4.4208	1.0000	1.7683	47977.54
0	6.974	g-Chlordane	0.0000	0.0000	1.0000	0.0000	0.00
0	7.082	a-Chlordane	0.0000	0.0000	1.0000	0.0000	0.00
0	7.138	Endosulfan I	0.0000	0.0000	1.0000	0.0000	0.00
0	7.340	4,4'-DDE	0.0000	0.0000	1.0000	0.0000	0.00
0	7.503	Dieldrin	0.0000	0.0000	1.0000	0.0000	0.00
0	7.791	Endrin	0.0000	0.0000	1.0000	0.0000	0.00
17	7.965	4,4'-DDD	1.6278	4.0694	1.0000	1.6278	19889.06
0	8.076	Endosulfan II	0.0000	0.0000	1.0000	0.0000	0.00
0	8.235	Endrin aldehyde	0.0000	0.0000	1.0000	0.0000	0.00
0	8.403	4,4'-DDT	0.0000	0.0000	1.0000	0.0000	0.00
0	8.531	Endosulfan sulfate	0.0000	0.0000	1.0000	0.0000	0.00
0	9.011	Methoxychlor	0.0000	0.0000	1.0000	0.0000	0.00
0	9.100	Endrin Ketone	0.0000	0.0000	1.0000	0.0000	0.00
0	9.659	Mirex	0.0000	0.0000	1.0000	0.0000	0.00
0	10.698	% DCBP	0.0000	0.0000	1.0000	0.0000	0.00
				258.8707	25.0000	103.5483	1090635.53

7D
PESTICIDE CALIBRATION VERIFICATION SUMMARY
Primary

Lab Name: Phoenix Environmental Client: NETC

Lab Code: Phoenix Case No.: SAS No.: SDG No.: GBY06958

GC Col A: CLP ID: 0.53 (mm) Init. Calib. Date(s): 04/25/17 04/25/17

EPA Sample No.(PIBLK): Date Analyzed:

LAB Sample ID (PIBLK): Time Analyzed:

EPA Sample No.(PEM): mix 4;11l Date Analyzed: 04/26/17

LAB Sample ID (PEM): mix 4;11l - 426A043 Time Analyzed: 22:29

Instrument: ECD4 File: 426A043

COMPOUND	RT	RT WINDOW FROM	RT WINDOW TO	RAW AMOUNT ppb	NOM AMOUNT ppb	% D		CF
alpha-BHC	4.37	4.29	4.39	47	50	6		2.891
beta-BHC	4.78	4.68	4.78	47	50	6		1.119
delta-BHC	4.96	4.86	4.96	48	50	4		2.731
gamma-BHC (Lindane)	4.69	4.60	4.70	41	50	18		3.103
Heptachlor	5.17	5.06	5.16	48	50	4		2.640
Aldrin	5.49	5.37	5.47	46	50	8		2.654
Heptachlor Epoxide	6.14	5.98	6.12	45	50	10		2.513
Endosulfan I	6.59	6.42	6.56	46	50	8		2.336
Dieldrin	6.88	6.69	6.83	48	50	4		2.280
4,4' -DDE	6.50	6.32	6.46	45	50	10		2.156
Endrin	7.16	6.98	7.12	47	50	6		1.960
Endosulfan II	7.44	7.25	7.39	46	50	8		2.047
4,4' -DDD	7.22	7.02	7.16	48	50	4		1.583
Endosulfan Sulfate	8.41	8.21	8.35	43	50	14		1.765
4,4' -DDT	7.55	7.35	7.49	45	50	10		1.697
Methoxychlor	8.10	7.90	8.04	45	50	10		0.829
Endrin ketone	8.73	8.53	8.67	44	50	12		1.971
Endrin Aldehyde	7.92	7.73	7.87	46	50	8		1.657
alpha-Chlordane	6.43	6.26	6.40	42	50	16		2.568
gamma-Chlordane	6.28	6.11	6.25	40	50	20		2.820
Decachlorobiphenyl	9.75	9.51	9.71	75	80	6		1.407
Tetrachloro-m-xylene	3.79	3.72	3.82	71	80	11		1.082

QC LIMITS:
%D must be less than or equal to 20% (*) Criteria exceeded. CF=Calibration/Response Factor

FORM VII PEST

7D
PESTICIDE CALIBRATION VERIFICATION SUMMARY
Confirmation

Lab Name: Phoenix Environmental Client: NETC

Lab Code: Phoenix Case No.: SAS No.: SDG No.: GBY06958

GC Col B: Rtx-440 ID: 0.32 (mm) Init. Calib. Date(s): 04/25/17 04/25/17

EPA Sample No.(PIBLK): Date Analyzed:

LAB Sample ID (PIBLK): Time Analyzed:

EPA Sample No.(PEM): mix 4;11l Date Analyzed: 04/26/17

LAB Sample ID (PEM): mix 4;11l - 426B043 Time Analyzed: 22:29

Instrument: ECD4 File: 426B043

COMPOUND	RT	RT WINDOW FROM	RT WINDOW TO	RAW AMOUNT ppb	NOM AMOUNT ppb	% D		CF
alpha-BHC	4.69	4.63	4.73	48	50	4		2.351
beta-BHC	5.24	5.18	5.28	47	50	6		1.067
delta-BHC	5.51	5.44	5.54	53	50	6		2.391
gamma-BHC (Lindane)	5.03	4.98	5.08	54	50	8		2.211
Heptachlor	5.71	5.64	5.74	49	50	2		2.316
Aldrin	6.11	6.04	6.14	44	50	12		2.534
Heptachlor Epoxide	6.65	6.54	6.68	42	50	16		2.663
Endosulfan I	7.16	7.05	7.19	48	50	4		2.002
Dieldrin	7.53	7.41	7.55	44	50	12		2.229
4,4' -DDE	7.37	7.25	7.39	42	50	16		2.101
Endrin	7.82	7.70	7.84	48	50	4		1.706
Endosulfan II	8.10	7.98	8.12	46	50	8		1.820
4,4' -DDD	8.03	7.91	8.05	47	50	6		1.199
Endosulfan Sulfate	8.56	8.44	8.58	41	50	18		1.787
4,4' -DDT	8.44	8.31	8.45	39	50	22	*	1.566
Methoxychlor	9.04	8.91	9.05	44	50	12		0.728
Endrin ketone	9.12	9.00	9.14	44	50	12		1.826
Endrin Aldehyde	8.26	8.15	8.29	46	50	8		1.476
alpha-Chlordane	7.11	6.99	7.13	47	50	6		2.059
gamma-Chlordane	6.99	6.88	7.02	44	50	12		2.389
Decachlorobiphenyl	10.72	10.54	10.74	65	80	19		1.531
Tetrachloro-m-xylene	4.21	4.16	4.26	75	80	6		0.909

QC LIMITS:
%D must be less than or equal to 20% (*) Criteria exceeded. CF=Calibration/Response Factor

FORM VII PEST

Client Id: Continuing Calibration

Software Version: 4.1<1L22>
Date: 4/27/17 10:35 AM
Sample Name : mix 4;11l
Data File   : E:\TC2017\ECD4\04-APR\426A043.RAW   Date: 4/26/17 10:29 PM
Sequence File: E:\TC2017\ECD4\04-APR\PEST_SEQ.SEQ   Cycle: 975   Channel : A
Instrument   : AUTO4-DUAL_ECD   Rack/Vial: 0/39   Operator: CE
Sample Amount   : 1.0000   Dilution Factor : 1.00

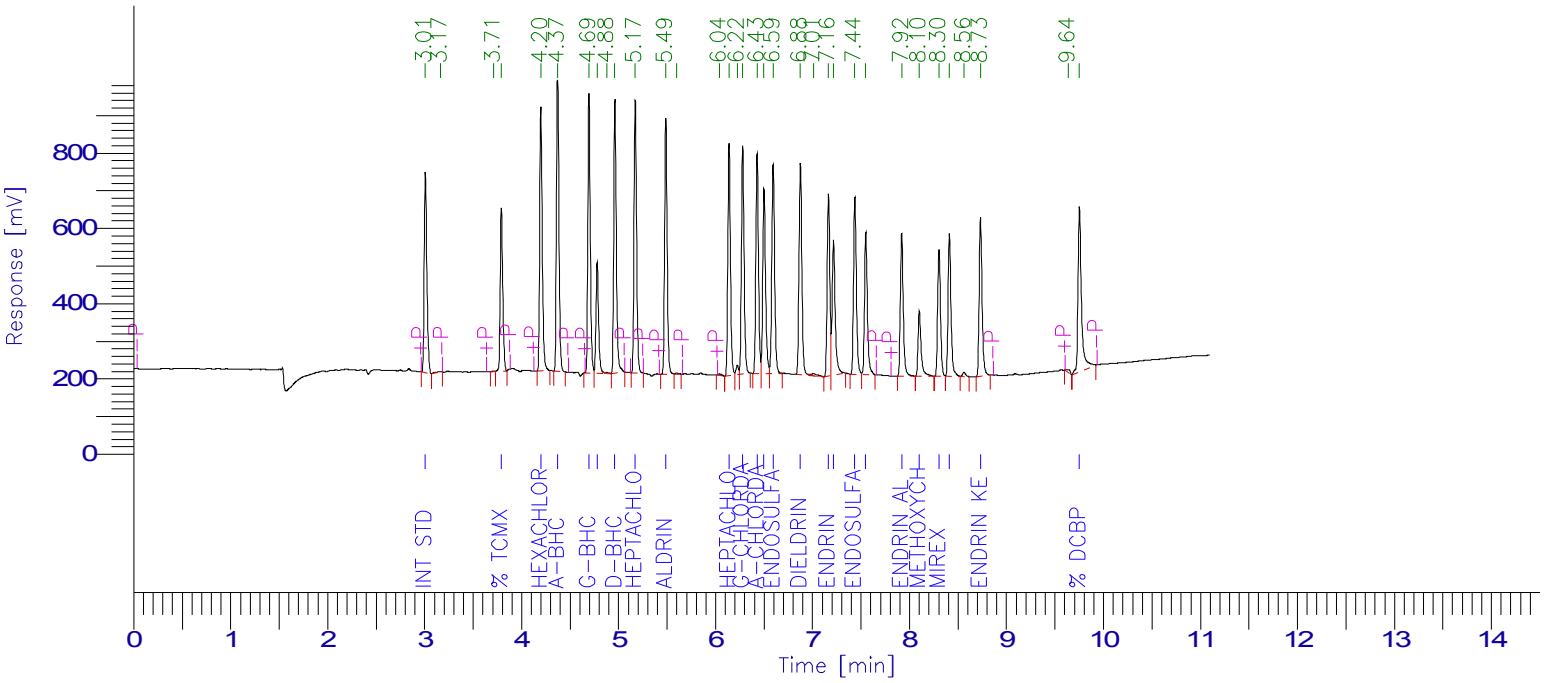

PESTICIDE REPORT

Peak #	Time [min]	Component Name	Raw Amount	Surrogate Recovery TCMX & DCBP	Multiplier	Adjusted Amount for Labowrks	Area [µV·s]
1	3.007	Int Std	100.0000	250.0000	1.0000	100.0000	1024084.56
4	3.791	% TCMX	71.4777	178.6943	1.0000	71.4777	792285.27
5	4.198	Hexachlorobenzene	44.4107	111.0268	1.0000	44.4107	1298276.99
6	4.372	a-BHC	46.9826	117.4564	1.0000	46.9826	1390816.62
7	4.694	g-BHC	41.0034	102.5085	1.0000	41.0034	1303144.50
8	4.779	b-BHC	47.2672	118.1680	1.0000	47.2672	541864.99
10	4.962	d-BHC	47.8690	119.6725	1.0000	47.8690	1338807.36
11	5.172	Heptachlor	47.7741	119.4353	1.0000	47.7741	1291592.86
12	5.487	Aldrin	46.1005	115.2512	1.0000	46.1005	1252997.77
15	6.139	Heptachlor epoxide	45.1691	112.9227	1.0000	45.1691	1162528.53
17	6.280	g-Chlordane	40.2481	100.6203	1.0000	40.2481	1162471.39
18	6.429	a-Chlordane	42.2573	105.6433	1.0000	42.2573	1111159.87
19	6.499	4,4'-DDE	44.9493	112.3733	1.0000	44.9493	992266.28
20	6.594	Endosulfan I	46.1393	115.3483	1.0000	46.1393	1103863.94
21	6.875	Dieldrin	48.0980	120.2450	1.0000	48.0980	1123044.63
23	7.164	Endrin	46.9392	117.3480	1.0000	46.9392	942222.41
24	7.217	4,4'-DDD	48.0922	120.2306	1.0000	48.0922	779614.47
25	7.436	Endosulfan II	45.9146	114.7865	1.0000	45.9146	962516.71
26	7.549	4,4'-DDT	44.6974	111.7436	1.0000	44.6974	776768.43
27	7.919	Endrin aldehyde	46.2342	115.5854	1.0000	46.2342	784634.38
28	8.101	Methoxychlor	45.4105	113.5262	1.0000	45.4105	385644.91
29	8.304	Mirex	42.3238	105.8094	1.0000	42.3238	669816.77
30	8.412	Endosulfan sulfate	43.2919	108.2297	1.0000	43.2919	782558.99
32	8.731	Endrin Ketone	43.7730	109.4324	1.0000	43.7730	883427.45
34	9.752	% DCBP	75.0968	187.7421	1.0000	75.0968	1081978.83
			3103.7998		25.0000	1241.5199	24938388.93

Client Id: Continuing Calibration

Software Version: 4.1<1L22>
Date: 4/27/17 10:35 AM
Sample Name : mix 4;11l
Data File   : E:\TC2017\ECD4\04-APR\426B043.RAW   Date: 4/26/17 10:29 PM
Sequence File: E:\TC2017\ECD4\04-APR\PEST_SEQ.SEQ   Cycle: 975   Channel : B
Instrument   : AUTO4-DUAL_ECD   Rack/Vial: 0/39   Operator: CE
Sample Amount   : 1.0000   Dilution Factor : 1.00

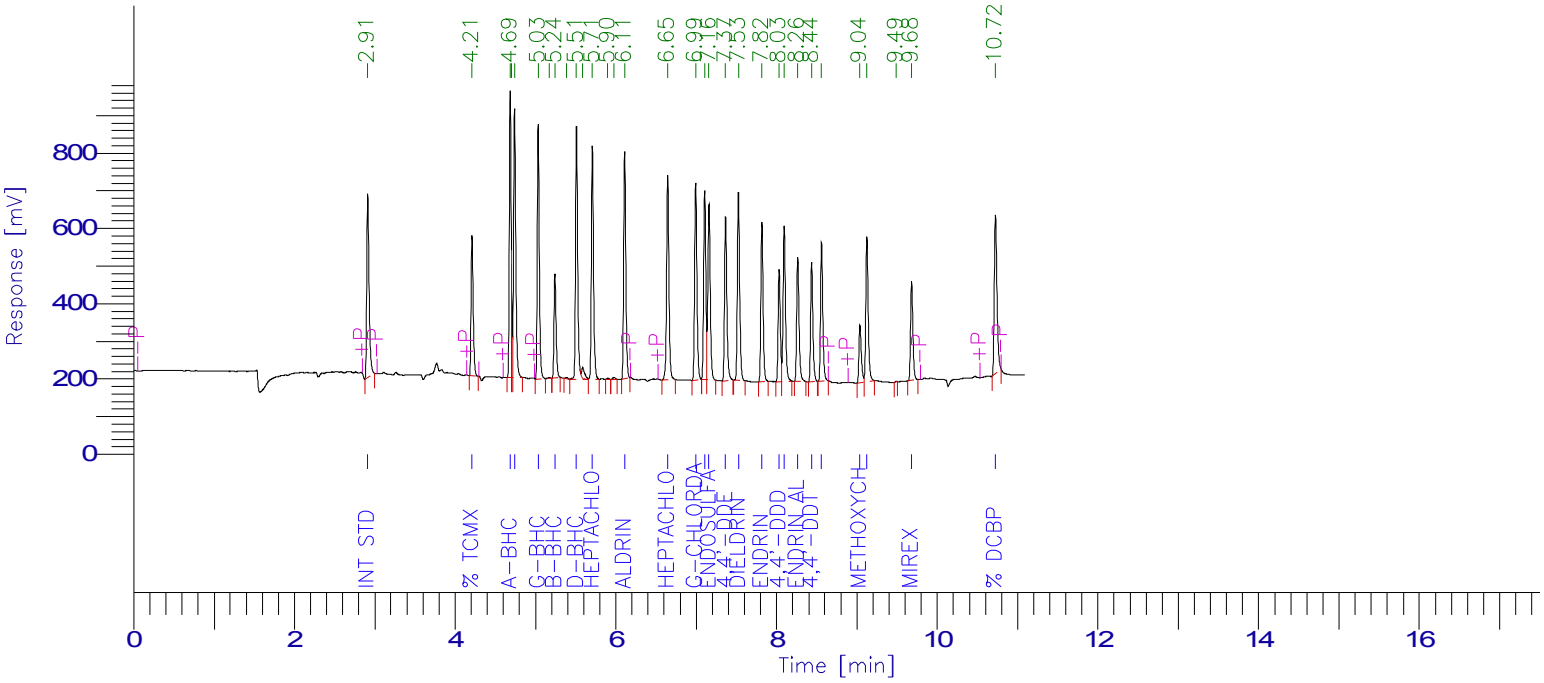

PESTICIDE REPORT

Peak #	Time [min]	Component Name	Raw Amount	Surrogate Recovery TCMX & DCBP	Multiplier	Adjusted Amount for Labowrks	Area [µV·s]
1	2.912	Int Std	100.0000	250.0000	1.0000	100.0000	998468.15
2	4.210	% TCMX	75.3975	188.4938	1.0000	75.3975	684446.74
3	4.685	a-BHC	48.4680	121.1699	1.0000	48.4680	1137861.24
5	4.739	Hexachlorobenzene	38.7533	96.8831	1.0000	38.7533	1348407.19
6	5.034	g-BHC	53.6708	134.1771	1.0000	53.6708	1185038.52
8	5.241	b-BHC	46.6339	116.5848	1.0000	46.6339	496809.85
10	5.511	d-BHC	52.5175	131.2938	1.0000	52.5175	1253657.85
12	5.709	Heptachlor	48.9699	122.4246	1.0000	48.9699	1132241.39
15	6.110	Aldrin	44.4439	111.1098	1.0000	44.4439	1124614.62
16	6.646	Heptachlor epoxide	41.5102	103.7755	1.0000	41.5102	1103891.43
17	6.993	g-Chlordane	44.0186	110.0465	1.0000	44.0186	1049967.78
18	7.106	a-Chlordane	47.4361	118.5904	1.0000	47.4361	975415.10
19	7.159	Endosulfan I	48.0317	120.0794	1.0000	48.0317	960110.89
20	7.366	4,4'-DDE	42.1067	105.2668	1.0000	42.1067	883421.66
21	7.527	Dieldrin	43.5150	108.7874	1.0000	43.5150	968493.54
22	7.818	Endrin	48.0364	120.0910	1.0000	48.0364	818058.24
23	8.033	4,4'-DDD	47.2213	118.0533	1.0000	47.2213	565531.49
24	8.096	Endosulfan II	46.4229	116.0572	1.0000	46.4229	843744.72
25	8.263	Endrin aldehyde	46.3463	115.8657	1.0000	46.3463	682926.67
26	8.437	4,4'-DDT	39.4521	98.6302	1.0000	39.4521	616754.81
27	8.561	Endosulfan sulfate	40.5721	101.4303	1.0000	40.5721	723774.93
28	9.038	Methoxychlor	43.6010	109.0026	1.0000	43.6010	316859.43
29	9.124	Endrin Ketone	43.9293	109.8232	1.0000	43.9293	801026.98
31	9.681	Mirex	38.3475	95.8687	1.0000	38.3475	532215.22
32	10.724	% DCBP	64.7216	161.8039	1.0000	64.7216	989302.15
			3085.3089	25.0000		1234.1236	22193040.59

7D-DEG
PESTICIDE DEGRADATION STANDARD

Lab Name: Phoenix Environmental Client: NETC

Lab Code: Phoenix Case No.: SAS No.: SDG No.: GBY06958

GC Col A: ZB MR1 ID: 0.53 (mm) Date Analyzed: 04/27/17

Instrument: ECD35 Time Analyzed: 09:03

File: 427A005

ENDRIN BREAKDOWN

Compounds	Area
Endrin	380460.57
Endrin Aldehyde	0.00
Endrin Ketone	4179.37
Total Area	384639.94

Endrin Ketone	4179.37
Endrin Aldehyde	0.00
Breakdown Area	4179.37

Endrin Breakdown %	**1.1**	Breakdown Area / Total Area Must be < 15%

DDT BREAKDOWN

Compounds	Area
DDT	574497.47
DDE	2076.59
DDD	0.00
Total Area	576574.06

DDE	0.00
DDD	2076.59
Breakdown Area	2076.59

DDT Breakdown %	**0.4**	Breakdown Area / Total Area Must be < 15%

FORM VII PEST DEG

7D-DEG
PESTICIDE DEGRADATION STANDARD

Lab Name: Phoenix Environmental Client: NETC

Lab Code: Phoenix Case No.: SAS No.: SDG No.: GBY06958

GC Col B: ZB MR2 ID: 0.53 (mm) Date Analyzed: 04/27/17

Instrument: ECD35 Time Analyzed: 09:03

File: 427B005

ENDRIN BREAKDOWN

Compounds	Area
Endrin	440686.87
Endrin Aldehyde	44293.65
Endrin Ketone	9892.98
Total Area	494873.50

Endrin Ketone	9892.98
Endrin Aldehyde	44293.65
Breakdown Area	54186.63

Endrin Breakdown %	**10.9**	Breakdown Area / Total Area Must be < 15%

DDT BREAKDOWN

Compounds	Area
DDT	644031.98
DDE	0.00
DDD	8584.73
Total Area	652616.71

DDE	8584.73
DDD	0.00
Breakdown Area	8584.73

DDT Breakdown %	**1.3**	Breakdown Area / Total Area Must be < 15%

FORM VII PEST DEG

Client Id: Degradation Standard

Software Version: 4.1<1L22>
Date: 4/27/17 01:40 PM
Sample Name : DEG;10U
Data File : E:\TC2017\ECD35\04-APR\427A005.RAW Date: 4/27/17 09:03 AM
Sequence File: E:\TC2017\ECD35\04-APR\PEST_SEQ.SEQ Cycle: 845 Channel : A
Instrument : AUTO_ECD35 Rack/Vial: 0/3 Operator: ce
Sample Amount : 1.0000 Dilution Factor : 1.00

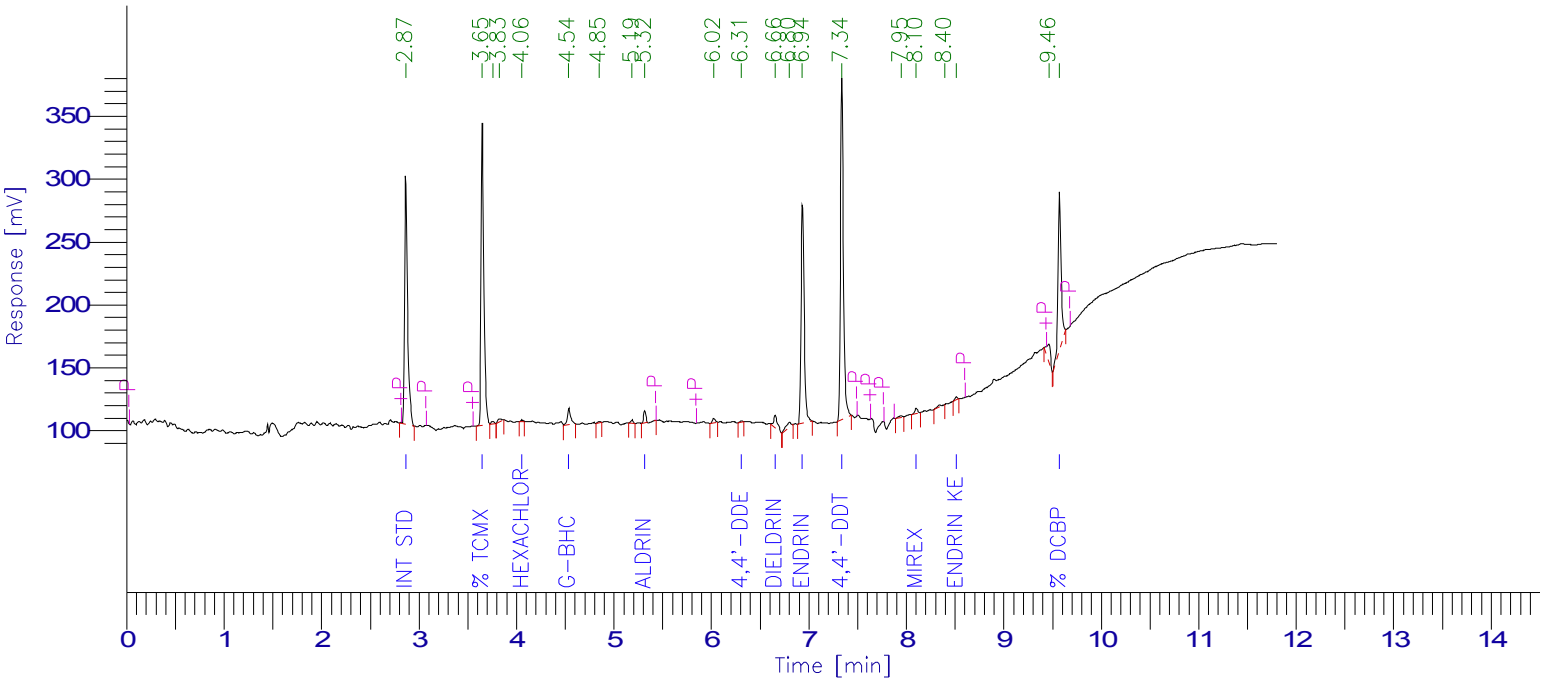

PESTICIDE REPORT

Peak #	Time [min]	Component Name	Raw Amount	Surrogate Recovery TCMX & DCBP	Multiplier	Adjusted Amount for Labowrks	Area [µV·s]
1	2.866	Int Std	100.0000	250.0000	1.0000	100.0000	424257.70
2	3.651	% TCMX	74.7227	186.8066	1.0000	74.7227	485373.43
5	4.059	Hexachlorobenzene	0.2263	0.5658	1.0000	0.2263	2142.09
0	4.219	a-BHC	0.0000	0.0000	1.0000	0.0000	0.00
6	4.538	g-BHC	2.7660	6.9150	1.0000	2.7660	30674.60
0	4.629	b-BHC	0.0000	0.0000	1.0000	0.0000	0.00
0	4.798	d-BHC	0.0000	0.0000	1.0000	0.0000	0.00
0	5.020	Heptachlor	0.0000	0.0000	1.0000	0.0000	0.00
9	5.318	Aldrin	1.3260	3.3150	1.0000	1.3260	13433.24
0	5.956	Heptachlor epoxide	0.0000	0.0000	1.0000	0.0000	0.00
0	6.094	g-Chlordane	0.0000	0.0000	1.0000	0.0000	0.00
0	6.238	a-Chlordane	0.0000	0.0000	1.0000	0.0000	0.00
11	6.307	4,4'-DDE	0.2752	0.6880	1.0000	0.2752	2076.59
0	6.395	Endosulfan I	0.0000	0.0000	1.0000	0.0000	0.00
12	6.655	Dieldrin	3.1437	7.8593	1.0000	3.1437	26736.72
14	6.936	Endrin	53.1166	132.7915	1.0000	53.1166	380460.57
0	7.007	4,4'-DDD	0.0000	0.0000	1.0000	0.0000	0.00
0	7.217	Endosulfan II	0.0000	0.0000	1.0000	0.0000	0.00
15	7.339	4,4'-DDT	96.7190	241.7976	1.0000	96.7190	574497.47
0	7.707	Endrin aldehyde	0.0000	0.0000	1.0000	0.0000	0.00
0	7.913	Methoxychlor	0.0000	0.0000	1.0000	0.0000	0.00
17	8.102	Mirex	2.0877	5.2193	1.0000	2.0877	8882.73
0	8.200	Endosulfan sulfate	0.0000	0.0000	1.0000	0.0000	0.00
19	8.513	Endrin Ketone	0.7424	1.8559	1.0000	0.7424	4179.37
21	9.571	% DCBP	81.0351	202.5877	1.0000	81.0351	284097.83
			1040.4018	25.0000		416.1607	2236812.34

Client Id: Degradation Standard

Software Version: 4.1<1L22>
Date: 4/27/17 01:40 PM
Sample Name : DEG;10U
Data File : E:\TC2017\ECD35\04-APR\427B005.RAW Date: 4/27/17 09:03 AM
Sequence File: E:\TC2017\ECD35\04-APR\PEST_SEQ.SEQ Cycle: 845 Channel : B
Instrument : AUTO_ECD35 Rack/Vial: 0/3 Operator: ce
Sample Amount : 1.0000 Dilution Factor : 1.00

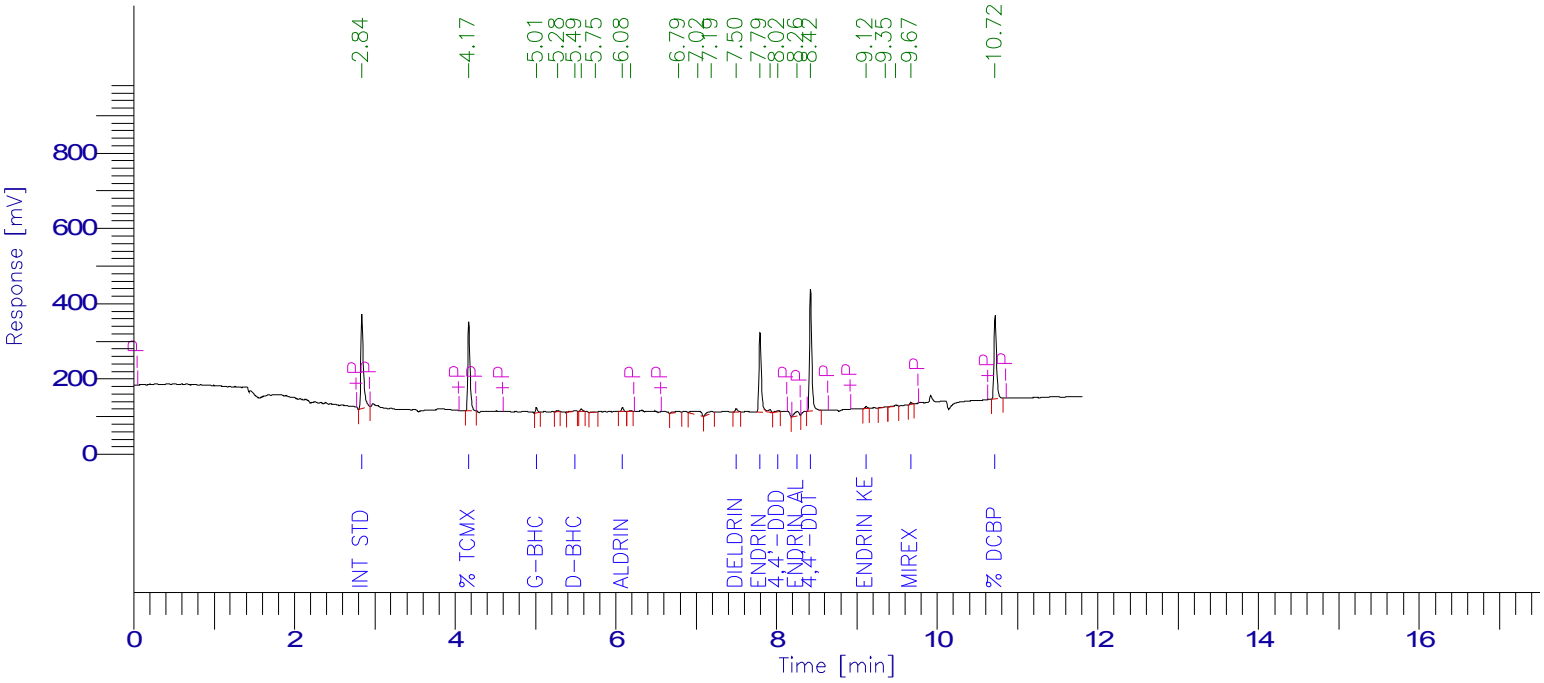

PESTICIDE REPORT

Peak #	Time [min]	Component Name	Raw Amount	Surrogate Recovery Multiplier TCMX & DCBP		Adjusted Amount for Labowrks	Area [µV·s]
1	2.840	Int Std	100.0000	250.0000	1.0000	100.0000	562324.99
2	4.172	% TCMX	77.9962	194.9905	1.0000	77.9962	454666.47
0	4.662	a-BHC	0.0000	0.0000	1.0000	0.0000	0.00
0	4.715	Hexachlorobenzene	0.0000	0.0000	1.0000	0.0000	0.00
3	5.011	g-BHC	2.2297	5.5743	1.0000	2.2297	24304.51
0	5.224	b-BHC	0.0000	0.0000	1.0000	0.0000	0.00
5	5.491	d-BHC	0.6958	1.7394	1.0000	0.6958	9904.24
0	5.687	Heptachlor	0.0000	0.0000	1.0000	0.0000	0.00
8	6.083	Aldrin	1.6260	4.0651	1.0000	1.6260	19625.12
0	6.627	Heptachlor epoxide	0.0000	0.0000	1.0000	0.0000	0.00
0	6.973	g-Chlordane	0.0000	0.0000	1.0000	0.0000	0.00
0	7.086	a-Chlordane	0.0000	0.0000	1.0000	0.0000	0.00
0	7.139	Endosulfan I	0.0000	0.0000	1.0000	0.0000	0.00
0	7.351	4,4'-DDE	0.0000	0.0000	1.0000	0.0000	0.00
13	7.500	Dieldrin	1.7432	4.3579	1.0000	1.7432	18270.37
14	7.794	Endrin	51.0025	127.5062	1.0000	51.0025	440686.87
16	8.019	4,4'-DDD	1.3954	3.4886	1.0000	1.3954	8584.73
0	8.080	Endosulfan II	0.0000	0.0000	1.0000	0.0000	0.00
17	8.256	Endrin aldehyde	7.2933	18.2332	1.0000	7.2933	44293.65
18	8.423	4,4'-DDT	108.8376	272.0939	1.0000	108.8376	644031.98
0	8.547	Endosulfan sulfate	0.0000	0.0000	1.0000	0.0000	0.00
0	9.030	Methoxychlor	0.0000	0.0000	1.0000	0.0000	0.00
19	9.116	Endrin Ketone	1.4243	3.5608	1.0000	1.4243	9892.98
22	9.674	Mirex	2.1186	5.2965	1.0000	2.1186	9730.27
23	10.720	% DCBP	86.6780	216.6950	1.0000	86.6780	482073.14
			1107.6014	25.0000		443.0406	2728389.32

7D
PESTICIDE CALIBRATION VERIFICATION SUMMARY
Primary

Lab Name: Phoenix Environmental Client: NETC

Lab Code: Phoenix Case No.: SAS No.: SDG No.: GBY06958

GC Col A: CLP ID: 0.53 (mm) Init. Calib. Date(s): 04/19/17 04/19/17

EPA Sample No.(PIBLK): HEX Date Analyzed: 04/27/17

LAB Sample ID (PIBLK): HEX - 427A003 Time Analyzed: 8:30

EPA Sample No.(PEM): Date Analyzed:

LAB Sample ID (PEM): Time Analyzed:

Instrument: ECD35 File: 427A003

COMPOUND	RT	RT WINDOW FROM	RT WINDOW TO	CALC AMOUNT ppb	NOM AMOUNT ppb	% D		CF
alpha-BHC		4.28	4.38	1.0U				
beta-BHC		4.69	4.79	1.0U				
delta-BHC		4.87	4.97	3.3U				
gamma-BHC (Lindane)		4.61	4.71	1.0U				
Heptachlor		5.08	5.18	3.3U				
Aldrin		5.39	5.49	1.0U				
Heptachlor Epoxide		6.02	6.16	3.3U				
Endosulfan I		6.47	6.61	3.3U				
Dieldrin		6.75	6.89	1.0U				
4,4' -DDE		6.38	6.52	1.7U				
Endrin		7.04	7.18	3.3U				
Endosulfan II		7.31	7.45	3.3U				
4,4' -DDD		7.09	7.23	1.7U				
Endosulfan Sulfate		8.28	8.42	3.3U				
4,4' -DDT		7.42	7.56	1.7U				
Methoxychlor		7.97	8.11	3.3U				
Endrin ketone		8.60	8.74	3.3U				
Endrin Aldehyde		7.79	7.93	3.3U				
alpha-Chlordane		6.30	6.44	3.3U				
gamma-Chlordane		6.16	6.30	3.3U				

QC LIMITS:
%D must be less than or equal to 20% (*) Criteria exceeded. CF=Calibration/Response Factor
Both channels need to have the compound detected for a concentration to be reported on either channel.

FORM VII PEST

7D
PESTICIDE CALIBRATION VERIFICATION SUMMARY
Confirmation

Lab Name: Phoenix Environmental Client: NETC

Lab Code: Phoenix Case No.: SAS No.: SDG No.: GBY06958

GC Col B: rtx-440 ID: 0.32 (mm) Init. Calib. Date(s): 04/19/17 04/19/17

EPA Sample No.(PIBLK): HEX Date Analyzed: 04/27/17

LAB Sample ID (PIBLK): HEX - 427B003 Time Analyzed: 8:30

EPA Sample No.(PEM): Date Analyzed:

LAB Sample ID (PEM): Time Analyzed:

Instrument: ECD35 File: 427B003

COMPOUND	RT	RT WINDOW FROM	RT WINDOW TO	CALC AMOUNT ppb	NOM AMOUNT ppb	% D		CF
alpha-BHC		4.61	4.71	1.0U				
beta-BHC		5.17	5.27	1.0U				
delta-BHC		5.43	5.53	3.3U				
gamma-BHC (Lindane)		4.96	5.06	1.0U				
Heptachlor		5.63	5.73	3.3U				
Aldrin		6.03	6.13	1.0U				
Heptachlor Epoxide		6.54	6.68	3.3U				
Endosulfan I		7.05	7.19	3.3U				
Dieldrin		7.42	7.56	1.0U				
4,4' -DDE		7.26	7.40	1.7U				
Endrin		7.71	7.85	3.3U				
Endosulfan II		7.99	8.13	3.3U				
4,4' -DDD		7.93	8.07	1.7U				
Endosulfan Sulfate		8.46	8.60	3.3U				
4,4' -DDT		8.33	8.47	1.7U				
Methoxychlor		8.94	9.08	3.3U				
Endrin ketone		9.02	9.16	3.3U				
Endrin Aldehyde		8.16	8.30	3.3U				
alpha-Chlordane		7.00	7.14	3.3U				
gamma-Chlordane		6.89	7.03	3.3U				

QC LIMITS:
%D must be less than or equal to 20% (*) Criteria exceeded. CF=Calibration/Response Factor
Both channels need to have the compound detected for a concentration to be reported on either channel.

FORM VII PEST

Client Id: Continuing Blank

Software Version: 4.1<1L22>
Date: 4/27/17 01:39 PM
Sample Name : HEX
Data File   : E:\TC2017\ECD35\04-APR\427A003.RAW   Date: 4/27/17 08:30 AM
Sequence File: E:\TC2017\ECD35\04-APR\PEST_SEQ.SEQ   Cycle: 843   Channel : A
Instrument   : AUTO_ECD35   Rack/Vial: 0/1   Operator: ce
Sample Amount   : 1.0000   Dilution Factor : 1.00

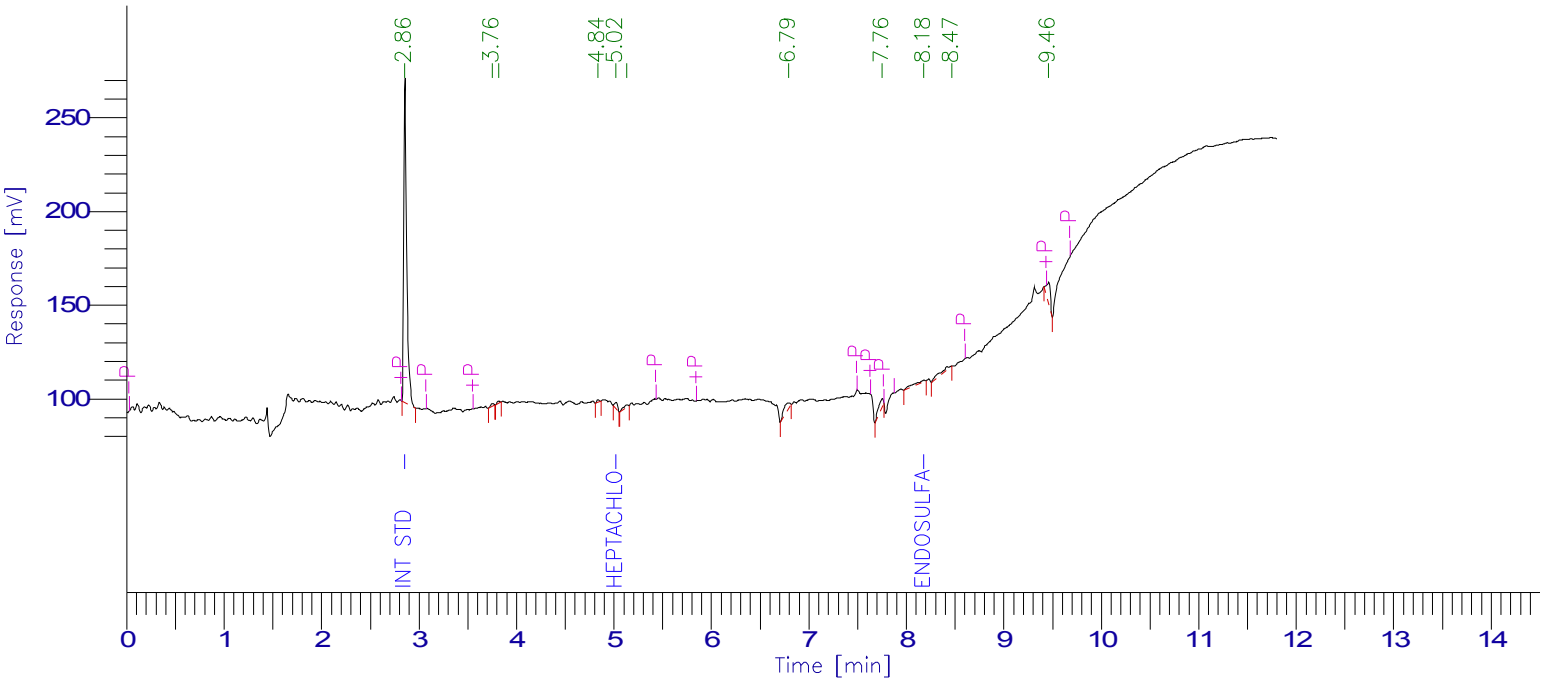

PESTICIDE REPORT

Peak #	Time [min]	Component Name	Raw Amount	Surrogate Recovery TCMX & DCBP	Multiplier	Adjusted Amount for Labowrks	Area [µV·s]
1	2.857	Int Std	100.0000	250.0000	1.0000	100.0000	366170.63
0	3.656	% TCMX	0.0000	0.0000	1.0000	0.0000	0.00
0	4.059	Hexachlorobenzene	0.0000	0.0000	1.0000	0.0000	0.00
0	4.219	a-BHC	0.0000	0.0000	1.0000	0.0000	0.00
0	4.546	g-BHC	0.0000	0.0000	1.0000	0.0000	0.00
0	4.629	b-BHC	0.0000	0.0000	1.0000	0.0000	0.00
0	4.798	d-BHC	0.0000	0.0000	1.0000	0.0000	0.00
5	5.024	Heptachlor	0.7268	1.8170	1.0000	0.7268	6643.18
0	5.326	Aldrin	0.0000	0.0000	1.0000	0.0000	0.00
0	5.956	Heptachlor epoxide	0.0000	0.0000	1.0000	0.0000	0.00
0	6.094	g-Chlordane	0.0000	0.0000	1.0000	0.0000	0.00
0	6.238	a-Chlordane	0.0000	0.0000	1.0000	0.0000	0.00
0	6.316	4,4'-DDE	0.0000	0.0000	1.0000	0.0000	0.00
0	6.395	Endosulfan I	0.0000	0.0000	1.0000	0.0000	0.00
0	6.669	Dieldrin	0.0000	0.0000	1.0000	0.0000	0.00
0	6.949	Endrin	0.0000	0.0000	1.0000	0.0000	0.00
0	7.007	4,4'-DDD	0.0000	0.0000	1.0000	0.0000	0.00
0	7.217	Endosulfan II	0.0000	0.0000	1.0000	0.0000	0.00
0	7.341	4,4'-DDT	0.0000	0.0000	1.0000	0.0000	0.00
0	7.707	Endrin aldehyde	0.0000	0.0000	1.0000	0.0000	0.00
0	7.913	Methoxychlor	0.0000	0.0000	1.0000	0.0000	0.00
0	8.094	Mirex	0.0000	0.0000	1.0000	0.0000	0.00
9	8.180	Endosulfan sulfate	3.0786	7.6965	1.0000	3.0786	12185.89
0	8.525	Endrin Ketone	0.0000	0.0000	1.0000	0.0000	0.00
0	9.583	% DCBP	0.0000	0.0000	1.0000	0.0000	0.00
				259.5134	25.0000	103.8054	384999.70

Client Id: Continuing Blank

Software Version: 4.1<1L22>
Date: 4/27/17 01:39 PM
Sample Name : HEX
Data File : E:\TC2017\ECD35\04-APR\427B003.RAW Date: 4/27/17 08:30 AM
Sequence File: E:\TC2017\ECD35\04-APR\PEST_SEQ.SEQ Cycle: 843 Channel : B
Instrument : AUTO_ECD35 Rack/Vial: 0/1 Operator: ce
Sample Amount : 1.0000 Dilution Factor : 1.00

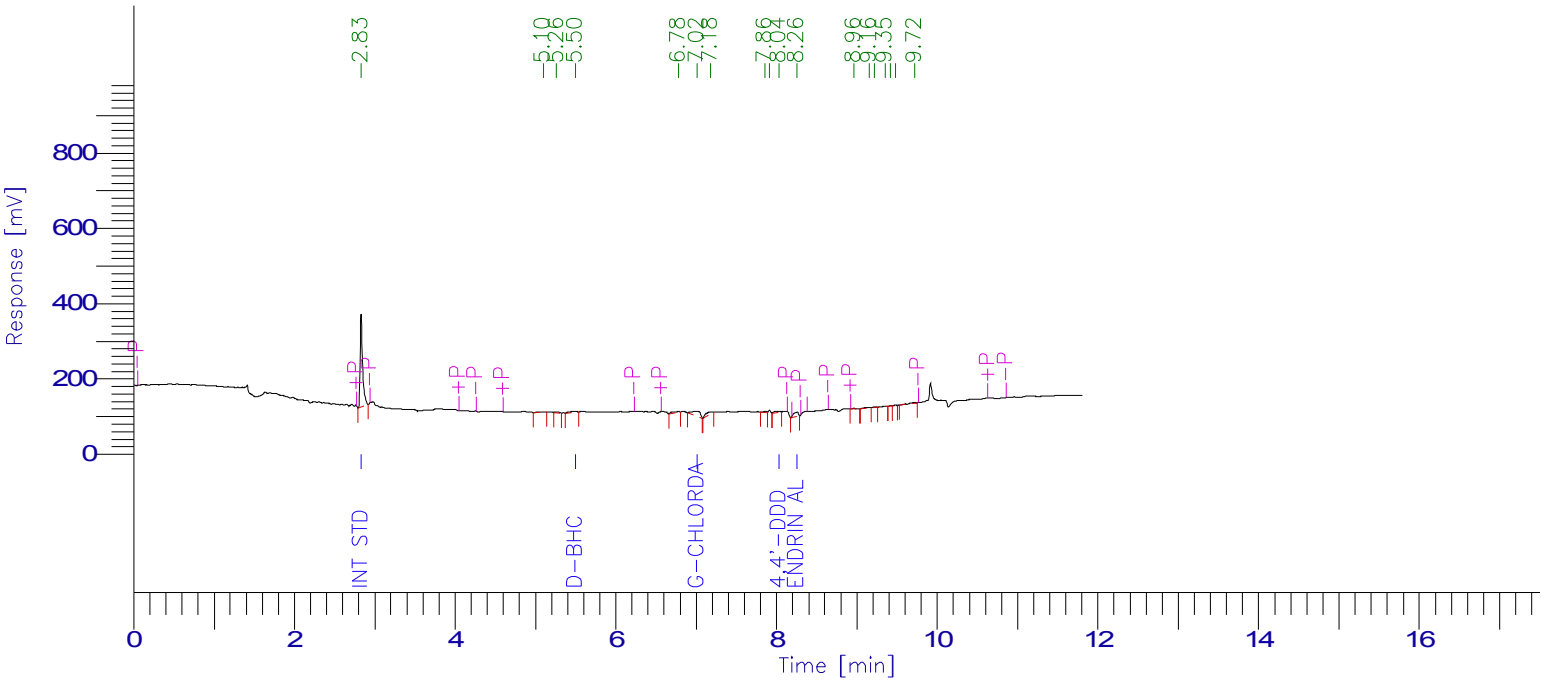

PESTICIDE REPORT

Peak #	Time [min]	Component Name	Raw Amount	Surrogate Recovery TCMX & DCBP	Multiplier	Adjusted Amount for Labowrks	Area [µV·s]
1	2.831	Int Std	100.0000	250.0000	1.0000	100.0000	525366.64
0	4.181	% TCMX	0.0000	0.0000	1.0000	0.0000	0.00
0	4.662	a-BHC	0.0000	0.0000	1.0000	0.0000	0.00
0	4.715	Hexachlorobenzene	0.0000	0.0000	1.0000	0.0000	0.00
0	5.014	g-BHC	0.0000	0.0000	1.0000	0.0000	0.00
0	5.224	b-BHC	0.0000	0.0000	1.0000	0.0000	0.00
4	5.496	d-BHC	1.4545	3.6362	1.0000	1.4545	19343.91
0	5.687	Heptachlor	0.0000	0.0000	1.0000	0.0000	0.00
0	6.087	Aldrin	0.0000	0.0000	1.0000	0.0000	0.00
0	6.627	Heptachlor epoxide	0.0000	0.0000	1.0000	0.0000	0.00
6	7.015	g-Chlordane	8.8856	22.2140	1.0000	8.8856	93023.45
0	7.086	a-Chlordane	0.0000	0.0000	1.0000	0.0000	0.00
0	7.139	Endosulfan I	0.0000	0.0000	1.0000	0.0000	0.00
0	7.351	4,4'-DDE	0.0000	0.0000	1.0000	0.0000	0.00
0	7.510	Dieldrin	0.0000	0.0000	1.0000	0.0000	0.00
0	7.800	Endrin	0.0000	0.0000	1.0000	0.0000	0.00
10	8.035	4,4'-DDD	2.4866	6.2165	1.0000	2.4866	14292.16
0	8.080	Endosulfan II	0.0000	0.0000	1.0000	0.0000	0.00
11	8.255	Endrin aldehyde	9.1170	22.7924	1.0000	9.1170	51730.11
0	8.423	4,4'-DDT	0.0000	0.0000	1.0000	0.0000	0.00
0	8.547	Endosulfan sulfate	0.0000	0.0000	1.0000	0.0000	0.00
0	9.030	Methoxychlor	0.0000	0.0000	1.0000	0.0000	0.00
0	9.113	Endrin Ketone	0.0000	0.0000	1.0000	0.0000	0.00
0	9.670	Mirex	0.0000	0.0000	1.0000	0.0000	0.00
0	10.715	% DCBP	0.0000	0.0000	1.0000	0.0000	0.00
				304.8591	25.0000	121.9436	703756.26

7D
PESTICIDE CALIBRATION VERIFICATION SUMMARY
Primary

Lab Name: Phoenix Environmental Client: NETC

Lab Code: Phoenix Case No.: SAS No.: SDG No.: GBY06958

GC Col A: CLP ID: 0.53 (mm) Init. Calib. Date(s): 04/19/17 04/19/17

EPA Sample No.(PIBLK): Date Analyzed:

LAB Sample ID (PIBLK): Time Analyzed:

EPA Sample No.(PEM): MIX 4;11L Date Analyzed: 04/27/17

LAB Sample ID (PEM): MIX 4;11L - 427A004 Time Analyzed: 8:46

Instrument: ECD35 File: 427A004

COMPOUND	RT	RT WINDOW FROM	RT WINDOW TO	RAW AMOUNT ppb	NOM AMOUNT ppb	% D		CF
alpha-BHC	4.22	4.28	4.38	46	50	8		2.807
beta-BHC	4.62	4.69	4.79	51	50	2		1.029
delta-BHC	4.80	4.87	4.97	46	50	8		2.508
gamma-BHC (Lindane)	4.54	4.61	4.71	46	50	8		2.614
Heptachlor	5.01	5.08	5.18	45	50	10		2.496
Aldrin	5.32	5.39	5.49	44	50	12		2.388
Heptachlor Epoxide	5.95	6.02	6.16	47	50	6		2.032
Endosulfan I	6.38	6.47	6.61	48	50	4		1.900
Dieldrin	6.66	6.75	6.89	47	50	6		2.005
4,4' -DDE	6.31	6.38	6.52	48	50	4		1.779
Endrin	6.94	7.04	7.18	51	50	2		1.688
Endosulfan II	7.21	7.31	7.45	50	50	0		1.486
4,4' -DDD	7.00	7.09	7.23	50	50	0		1.428
Endosulfan Sulfate	8.19	8.28	8.42	51	50	2		1.081
4,4' -DDT	7.34	7.42	7.56	50	50	0		1.400
Methoxychlor	7.90	7.97	8.11	55	50	10		0.622
Endrin ketone	8.51	8.60	8.74	47	50	6		1.327
Endrin Aldehyde	7.69	7.79	7.93	36	50	28	*	1.113
alpha-Chlordane	6.23	6.30	6.44	47	50	6		1.967
gamma-Chlordane	6.09	6.16	6.30	46	50	8		2.059
Decachlorobiphenyl	9.57	9.60	9.80	83	80	4		0.826
Tetrachloro-m-xylene	3.65	3.71	3.81	75	80	6		1.531

QC LIMITS:
%D must be less than or equal to 20% (*) Criteria exceeded. CF=Calibration/Response Factor

FORM VII PEST

7D
PESTICIDE CALIBRATION VERIFICATION SUMMARY
Confirmation

Lab Name: Phoenix Environmental Client: NETC

Lab Code: Phoenix Case No.: SAS No.: SDG No.: GBY06958

GC Col B: rtx-440 ID: 0.32 (mm) Init. Calib. Date(s): 04/19/17 04/19/17

EPA Sample No.(PIBLK): Date Analyzed:

LAB Sample ID (PIBLK): Time Analyzed:

EPA Sample No.(PEM): MIX 4;11L Date Analyzed: 04/27/17

LAB Sample ID (PEM): MIX 4;11L - 427B004 Time Analyzed: 8:46

Instrument: ECD35 File: 427B004

COMPOUND	RT	RT WINDOW FROM	RT WINDOW TO	RAW AMOUNT ppb	NOM AMOUNT ppb	% D		CF
alpha-BHC	4.66	4.61	4.71	45	50	10		2.734
beta-BHC	5.23	5.17	5.27	48	50	4		1.020
delta-BHC	5.50	5.43	5.53	48	50	4		2.531
gamma-BHC (Lindane)	5.01	4.96	5.06	59	50	18		1.938
Heptachlor	5.69	5.63	5.73	50	50	0		2.221
Aldrin	6.09	6.03	6.13	51	50	2		2.146
Heptachlor Epoxide	6.62	6.54	6.68	48	50	4		1.971
Endosulfan I	7.13	7.05	7.19	51	50	2		1.752
Dieldrin	7.50	7.42	7.56	47	50	6		1.864
4,4' -DDE	7.35	7.26	7.40	50	50	0		1.688
Endrin	7.80	7.71	7.85	51	50	2		1.537
Endosulfan II	8.08	7.99	8.13	51	50	2		1.349
4,4' -DDD	8.02	7.93	8.07	49	50	2		1.094
Endosulfan Sulfate	8.55	8.46	8.60	55	50	10		1.126
4,4' -DDT	8.42	8.33	8.47	54	50	8		1.052
Methoxychlor	9.03	8.94	9.08	52	50	4		0.549
Endrin ketone	9.12	9.02	9.16	55	50	10		1.235
Endrin Aldehyde	8.25	8.16	8.30	56	50	12		1.080
alpha-Chlordane	7.08	7.00	7.14	39	50	22	*	1.881
gamma-Chlordane	6.97	6.89	7.03	50	50	0		1.993
Decachlorobiphenyl	10.72	10.58	10.78	91	80	14		0.989
Tetrachloro-m-xylene	4.17	4.13	4.23	79	80	1		1.037

QC LIMITS:
%D must be less than or equal to 20% (*) Criteria exceeded. CF=Calibration/Response Factor

FORM VII PEST

Client Id: Continuing Calibration

Software Version: 4.1<1L22>
Date: 4/27/17 01:39 PM
Sample Name : MIX 4;11L
Data File   : E:\TC2017\ECD35\04-APR\427A004.RAW   Date: 4/27/17 08:46 AM
Sequence File: E:\TC2017\ECD35\04-APR\PEST_SEQ.SEQ   Cycle: 844   Channel : A
Instrument   : AUTO_ECD35   Rack/Vial: 0/2   Operator: ce
Sample Amount   : 1.0000   Dilution Factor : 1.00

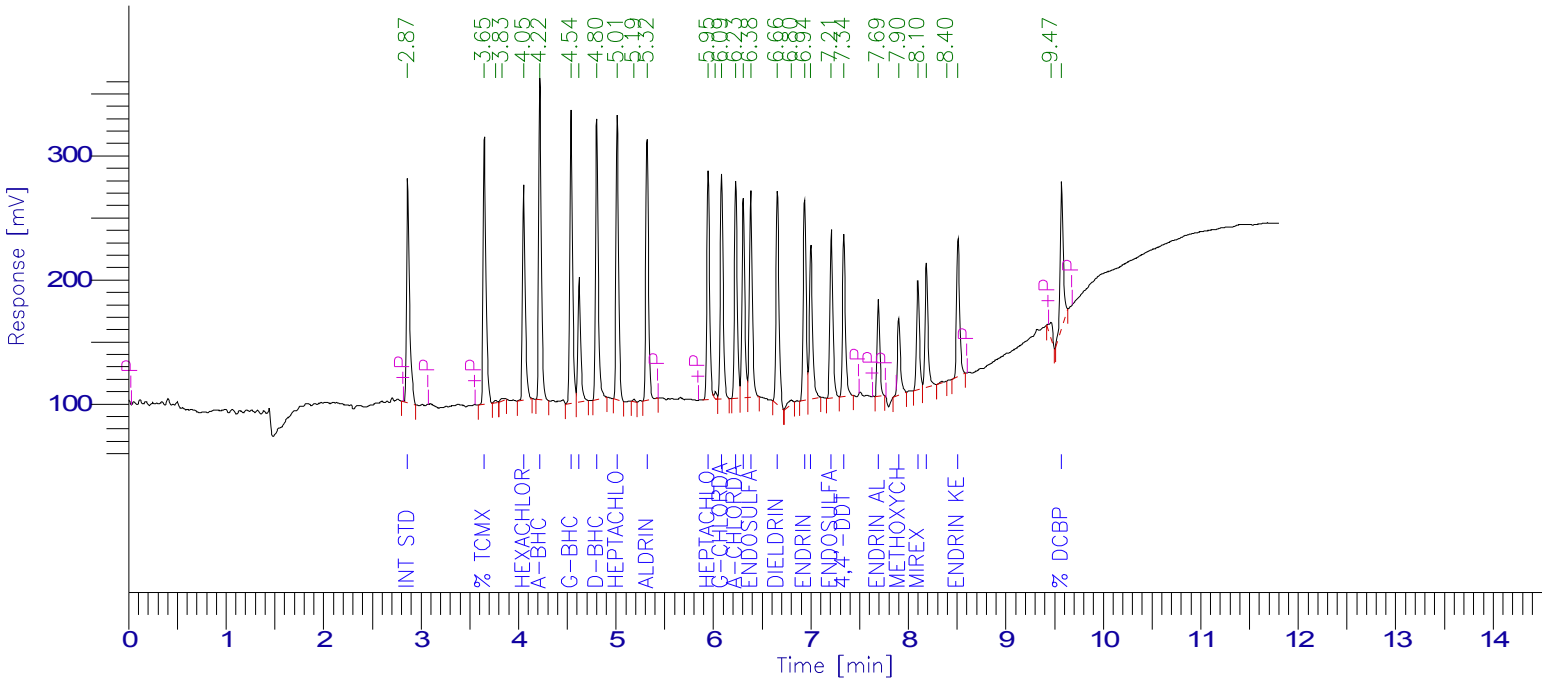

PESTICIDE REPORT

Peak #	Time [min]	Component Name	Raw Amount	Surrogate Recovery TCMX & DCBP	Multiplier	Adjusted Amount for Labowrks	Area [µV·s]
1	2.865	Int Std	100.0000	250.0000	1.0000	100.0000	386394.14
2	3.651	% TCMX	74.8536	187.1339	1.0000	74.8536	442830.02
5	4.054	Hexachlorobenzene	40.4545	101.1362	1.0000	40.4545	348697.93
6	4.221	a-BHC	45.9334	114.8335	1.0000	45.9334	498211.14
7	4.540	g-BHC	45.5206	113.8016	1.0000	45.5206	459764.08
8	4.623	b-BHC	50.8837	127.2094	1.0000	50.8837	202410.23
9	4.803	d-BHC	45.9965	114.9913	1.0000	45.9965	445663.90
10	5.014	Heptachlor	45.1370	112.8426	1.0000	45.1370	435364.37
12	5.320	Aldrin	43.9643	109.9108	1.0000	43.9643	405637.07
13	5.947	Heptachlor epoxide	46.9520	117.3800	1.0000	46.9520	368587.29
15	6.085	g-Chlordane	45.9690	114.9224	1.0000	45.9690	365757.38
16	6.231	a-Chlordane	46.5753	116.4383	1.0000	46.5753	354067.10
17	6.307	4,4'-DDE	48.0685	120.1711	1.0000	48.0685	330341.81
18	6.384	Endosulfan I	47.7105	119.2763	1.0000	47.7105	350268.83
19	6.658	Dieldrin	47.0846	117.7114	1.0000	47.0846	364706.38
21	6.937	Endrin	51.4707	128.6767	1.0000	51.4707	335768.53
22	7.001	4,4'-DDD	50.0463	125.1157	1.0000	50.0463	276071.17
23	7.210	Endosulfan II	50.0747	125.1869	1.0000	50.0747	287439.12
24	7.339	4,4'-DDT	50.3809	125.9523	1.0000	50.3809	272548.06
25	7.693	Endrin aldehyde	36.2363	90.5908	1.0000	36.2363	155791.34
26	7.902	Methoxychlor	55.1737	137.9341	1.0000	55.1737	132507.34
27	8.099	Mirex	47.7927	119.4817	1.0000	47.7927	185198.87
28	8.185	Endosulfan sulfate	51.0260	127.5650	1.0000	51.0260	213129.35
30	8.510	Endrin Ketone	46.5740	116.4351	1.0000	46.5740	238799.85
32	9.573	% DCBP	82.7116	206.7790	1.0000	82.7116	264096.22
				3241.4759	25.0000	1296.5904	8120051.54

Client Id: Continuing Calibration

Software Version: 4.1<1L22>
Date: 4/27/17 01:40 PM
Sample Name : MIX 4;11L
Data File   : E:\TC2017\ECD35\04-APR\427B004.RAW   Date: 4/27/17 08:46 AM
Sequence File: E:\TC2017\ECD35\04-APR\PEST_SEQ.SEQ   Cycle: 844   Channel : B
Instrument   : AUTO_ECD35   Rack/Vial: 0/2   Operator: ce
Sample Amount   : 1.0000   Dilution Factor : 1.00

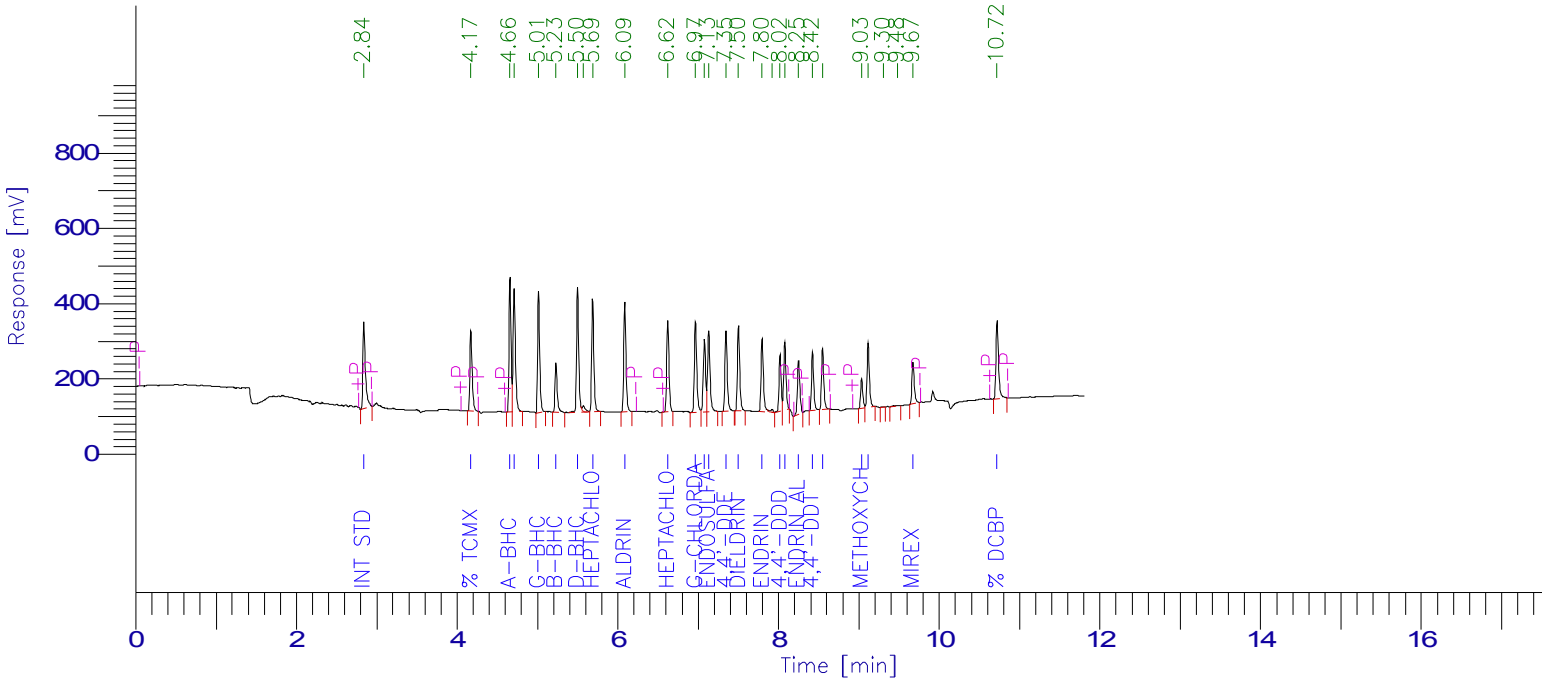

PESTICIDE REPORT

Peak #	Time [min]	Component Name	Raw Amount	Surrogate Recovery Multiplier TCMX & DCBP		Adjusted Amount for Labowrks	Area [µV·s]
1	2.840	Int Std	100.0000	250.0000	1.0000	100.0000	516858.63
2	4.173	% TCMX	79.0569	197.6424	1.0000	79.0569	423588.32
3	4.659	a-BHC	45.0250	112.5625	1.0000	45.0250	636182.41
4	4.711	Hexachlorobenzene	42.5759	106.4397	1.0000	42.5759	652321.28
5	5.014	g-BHC	58.6213	146.5532	1.0000	58.6213	587319.72
6	5.231	b-BHC	48.2848	120.7120	1.0000	48.2848	254496.86
7	5.499	d-BHC	48.4175	121.0436	1.0000	48.4175	633506.58
9	5.687	Heptachlor	49.7434	124.3585	1.0000	49.7434	571034.74
10	6.086	Aldrin	50.5714	126.4286	1.0000	50.5714	561007.48
11	6.621	Heptachlor epoxide	48.3703	120.9258	1.0000	48.3703	492878.04
12	6.967	g-Chlordane	49.9382	124.8454	1.0000	49.9382	514335.73
13	7.077	a-Chlordane	39.2455	98.1137	1.0000	39.2455	381510.48
14	7.131	Endosulfan I	50.5740	126.4350	1.0000	50.5740	457933.95
15	7.346	4,4'-DDE	49.8180	124.5451	1.0000	49.8180	434521.57
16	7.503	Dieldrin	47.4673	118.6683	1.0000	47.4673	457284.61
17	7.795	Endrin	51.1098	127.7746	1.0000	51.1098	405907.81
19	8.019	4,4'-DDD	49.3049	123.2621	1.0000	49.3049	278800.00
20	8.079	Endosulfan II	51.3552	128.3880	1.0000	51.3552	358063.75
21	8.248	Endrin aldehyde	55.6106	139.0265	1.0000	55.6106	310427.18
22	8.423	4,4'-DDT	53.9572	134.8931	1.0000	53.9572	293469.35
23	8.548	Endosulfan sulfate	55.0200	137.5499	1.0000	55.0200	320073.59
24	9.033	Methoxychlor	52.3011	130.7527	1.0000	52.3011	148356.98
25	9.115	Endrin Ketone	54.6617	136.6542	1.0000	54.6617	348972.51
28	9.673	Mirex	54.3790	135.9475	1.0000	54.3790	229559.18
29	10.719	% DCBP	91.1203	227.8007	1.0000	91.1203	465804.33
			3441.3232		25.0000	1376.5293	10734215.09

7D
PESTICIDE CALIBRATION VERIFICATION SUMMARY
Primary

Lab Name: Phoenix Environmental Client: NETC

Lab Code: Phoenix Case No.: SAS No.: SDG No.: GBY06958

GC Col A: CLP ID: 0.53 (mm) Init. Calib. Date(s): 04/19/17 04/19/17

EPA Sample No.(PIBLK): HEX Date Analyzed: 04/27/17

LAB Sample ID (PIBLK): HEX - 427A019 Time Analyzed: 14:50

EPA Sample No.(PEM): Date Analyzed:

LAB Sample ID (PEM): Time Analyzed:

Instrument: ECD35 File: 427A019

COMPOUND	RT	RT WINDOW FROM	RT WINDOW TO	CALC AMOUNT ppb	NOM AMOUNT ppb	% D		CF
alpha-BHC		4.28	4.38	1.0U				
beta-BHC		4.69	4.79	1.0U				
delta-BHC		4.87	4.97	3.3U				
gamma-BHC (Lindane)		4.61	4.71	1.0U				
Heptachlor		5.08	5.18	3.3U				
Aldrin		5.39	5.49	1.0U				
Heptachlor Epoxide		6.02	6.16	3.3U				
Endosulfan I		6.47	6.61	3.3U				
Dieldrin		6.75	6.89	1.0U				
4,4' -DDE		6.38	6.52	1.7U				
Endrin		7.04	7.18	3.3U				
Endosulfan II		7.31	7.45	3.3U				
4,4' -DDD		7.09	7.23	1.7U				
Endosulfan Sulfate		8.28	8.42	3.3U				
4,4' -DDT		7.42	7.56	1.7U				
Methoxychlor		7.97	8.11	3.3U				
Endrin ketone		8.60	8.74	3.3U				
Endrin Aldehyde		7.79	7.93	3.3U				
alpha-Chlordane		6.30	6.44	3.3U				
gamma-Chlordane		6.16	6.30	3.3U				

QC LIMITS:
%D must be less than or equal to 20% (*) Criteria exceeded. CF=Calibration/Response Factor
Both channels need to have the compound detected for a concentration to be reported on either channel.

FORM VII PEST

7D
PESTICIDE CALIBRATION VERIFICATION SUMMARY
Confirmation

Lab Name: Phoenix Environmental Client: NETC

Lab Code: Phoenix Case No.: SAS No.: SDG No.: GBY06958

GC Col B: rtx-440 ID: 0.32 (mm) Init. Calib. Date(s): 04/19/17 04/19/17

EPA Sample No.(PIBLK): HEX Date Analyzed: 04/27/17

LAB Sample ID (PIBLK): HEX - 427B019 Time Analyzed: 14:50

EPA Sample No.(PEM): Date Analyzed:

LAB Sample ID (PEM): Time Analyzed:

Instrument: ECD35 File: 427B019

COMPOUND	RT	RT WINDOW FROM	RT WINDOW TO	CALC AMOUNT ppb	NOM AMOUNT ppb	% D		CF
alpha-BHC		4.61	4.71	1.0U				
beta-BHC		5.17	5.27	1.0U				
delta-BHC		5.43	5.53	3.3U				
gamma-BHC (Lindane)		4.96	5.06	1.0U				
Heptachlor		5.63	5.73	3.3U				
Aldrin		6.03	6.13	1.0U				
Heptachlor Epoxide		6.54	6.68	3.3U				
Endosulfan I		7.05	7.19	3.3U				
Dieldrin		7.42	7.56	1.0U				
4,4' -DDE		7.26	7.40	1.7U				
Endrin		7.71	7.85	3.3U				
Endosulfan II		7.99	8.13	3.3U				
4,4' -DDD		7.93	8.07	1.7U				
Endosulfan Sulfate		8.46	8.60	3.3U				
4,4' -DDT		8.33	8.47	1.7U				
Methoxychlor		8.94	9.08	3.3U				
Endrin ketone		9.02	9.16	3.3U				
Endrin Aldehyde		8.16	8.30	3.3U				
alpha-Chlordane		7.00	7.14	3.3U				
gamma-Chlordane		6.89	7.03	3.3U				

QC LIMITS:
%D must be less than or equal to 20% (*) Criteria exceeded. CF=Calibration/Response Factor
Both channels need to have the compound detected for a concentration to be reported on either channel.

FORM VII PEST

Client Id: Continuing Blank

Software Version: 4.1<1L22>
Date: 4/28/17 10:37 AM
Sample Name : HEX
Data File   : E:\TC2017\ECD35\04-APR\427A019.RAW   Date: 4/27/17 02:50 PM
Sequence File: E:\TC2017\ECD35\04-APR\PEST_SEQ.SEQ   Cycle: 859   Channel : A
Instrument   : AUTO_ECD35   Rack/Vial: 0/1   Operator: ce
Sample Amount   : 1.0000   Dilution Factor : 1.00

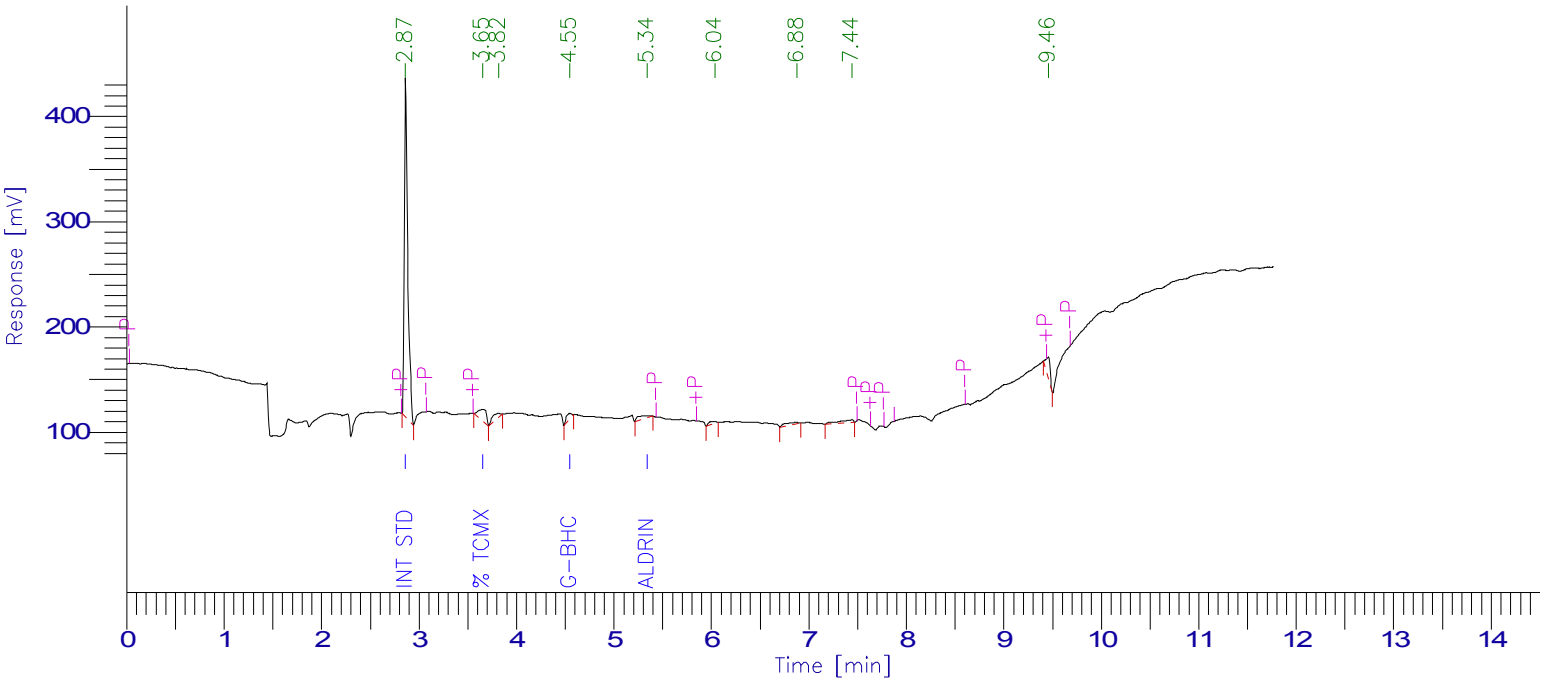

PESTICIDE REPORT

Peak #	Time [min]	Component Name	Raw Amount	Surrogate Recovery TCMX & DCBP	Multiplier	Adjusted Amount for Labowrks	Area [µV·s]
1	2.865	Int Std	100.0000	250.0000	1.0000	100.0000	791605.63
2	3.654	% TCMX	4.9359	12.3398	1.0000	4.9359	59823.31
0	4.059	Hexachlorobenzene	0.0000	0.0000	1.0000	0.0000	0.00
0	4.219	a-BHC	0.0000	0.0000	1.0000	0.0000	0.00
4	4.548	g-BHC	1.1390	2.8474	1.0000	1.1390	23567.82
0	4.629	b-BHC	0.0000	0.0000	1.0000	0.0000	0.00
0	4.798	d-BHC	0.0000	0.0000	1.0000	0.0000	0.00
0	5.020	Heptachlor	0.0000	0.0000	1.0000	0.0000	0.00
5	5.343	Aldrin	1.4667	3.6666	1.0000	1.4667	27723.19
0	5.956	Heptachlor epoxide	0.0000	0.0000	1.0000	0.0000	0.00
0	6.094	g-Chlordane	0.0000	0.0000	1.0000	0.0000	0.00
0	6.238	a-Chlordane	0.0000	0.0000	1.0000	0.0000	0.00
0	6.316	4,4'-DDE	0.0000	0.0000	1.0000	0.0000	0.00
0	6.395	Endosulfan I	0.0000	0.0000	1.0000	0.0000	0.00
0	6.669	Dieldrin	0.0000	0.0000	1.0000	0.0000	0.00
0	6.949	Endrin	0.0000	0.0000	1.0000	0.0000	0.00
0	7.007	4,4'-DDD	0.0000	0.0000	1.0000	0.0000	0.00
0	7.217	Endosulfan II	0.0000	0.0000	1.0000	0.0000	0.00
0	7.341	4,4'-DDT	0.0000	0.0000	1.0000	0.0000	0.00
0	7.707	Endrin aldehyde	0.0000	0.0000	1.0000	0.0000	0.00
0	7.913	Methoxychlor	0.0000	0.0000	1.0000	0.0000	0.00
0	8.094	Mirex	0.0000	0.0000	1.0000	0.0000	0.00
0	8.200	Endosulfan sulfate	0.0000	0.0000	1.0000	0.0000	0.00
0	8.525	Endrin Ketone	0.0000	0.0000	1.0000	0.0000	0.00
0	9.583	% DCBP	0.0000	0.0000	1.0000	0.0000	0.00
				268.8539	25.0000	107.5415	902719.95

Client Id: Continuing Blank

Software Version: 4.1<1L22>
Date: 4/28/17 10:37 AM
Sample Name : HEX
Data File : E:\TC2017\ECD35\04-APR\427B019.RAW Date: 4/27/17 02:50 PM
Sequence File: E:\TC2017\ECD35\04-APR\PEST_SEQ.SEQ Cycle: 859 Channel : B
Instrument : AUTO_ECD35 Rack/Vial: 0/1 Operator: ce
Sample Amount : 1.0000 Dilution Factor : 1.00

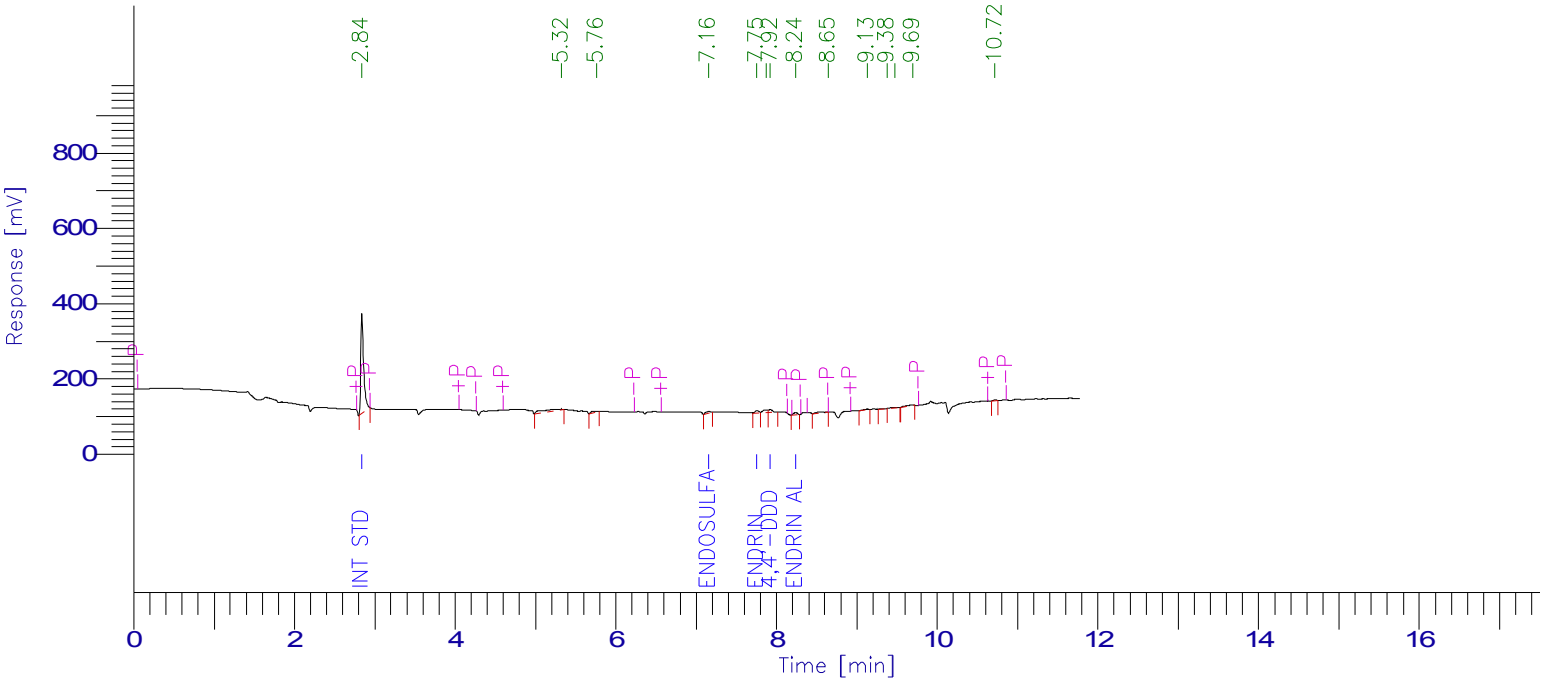

PESTICIDE REPORT

Peak #	Time [min]	Component Name	Raw Amount	Surrogate Recovery TCMX & DCBP	Multiplier	Adjusted Amount for Labowrks	Area [µV·s]
1	2.840	Int Std	100.0000	250.0000	1.0000	100.0000	672332.94
0	4.181	% TCMX	0.0000	0.0000	1.0000	0.0000	0.00
0	4.662	a-BHC	0.0000	0.0000	1.0000	0.0000	0.00
0	4.715	Hexachlorobenzene	0.0000	0.0000	1.0000	0.0000	0.00
0	5.014	g-BHC	0.0000	0.0000	1.0000	0.0000	0.00
0	5.224	b-BHC	0.0000	0.0000	1.0000	0.0000	0.00
0	5.491	d-BHC	0.0000	0.0000	1.0000	0.0000	0.00
0	5.687	Heptachlor	0.0000	0.0000	1.0000	0.0000	0.00
0	6.087	Aldrin	0.0000	0.0000	1.0000	0.0000	0.00
0	6.627	Heptachlor epoxide	0.0000	0.0000	1.0000	0.0000	0.00
0	6.973	g-Chlordane	0.0000	0.0000	1.0000	0.0000	0.00
0	7.086	a-Chlordane	0.0000	0.0000	1.0000	0.0000	0.00
4	7.158	Endosulfan I	1.5123	3.7807	1.0000	1.5123	17812.17
0	7.351	4,4'-DDE	0.0000	0.0000	1.0000	0.0000	0.00
0	7.510	Dieldrin	0.0000	0.0000	1.0000	0.0000	0.00
5	7.754	Endrin	1.7352	4.3380	1.0000	1.7352	17926.04
7	7.924	4,4'-DDD	2.7945	6.9863	1.0000	2.7945	20555.18
0	8.080	Endosulfan II	0.0000	0.0000	1.0000	0.0000	0.00
8	8.238	Endrin aldehyde	3.1815	7.9537	1.0000	3.1815	23101.80
0	8.423	4,4'-DDT	0.0000	0.0000	1.0000	0.0000	0.00
0	8.547	Endosulfan sulfate	0.0000	0.0000	1.0000	0.0000	0.00
0	9.030	Methoxychlor	0.0000	0.0000	1.0000	0.0000	0.00
0	9.113	Endrin Ketone	0.0000	0.0000	1.0000	0.0000	0.00
0	9.670	Mirex	0.0000	0.0000	1.0000	0.0000	0.00
0	10.715	% DCBP	0.0000	0.0000	1.0000	0.0000	0.00
				273.0587	25.0000	109.2235	751728.14

7D
PESTICIDE CALIBRATION VERIFICATION SUMMARY
Primary

Lab Name: Phoenix Environmental Client: NETC

Lab Code: Phoenix Case No.: SAS No.: SDG No.: GBY06958

GC Col A: CLP ID: 0.53 (mm) Init. Calib. Date(s): 04/19/17 04/19/17

EPA Sample No.(PIBLK): Date Analyzed:

LAB Sample ID (PIBLK): Time Analyzed:

EPA Sample No.(PEM): MIX 4;11V Date Analyzed: 04/27/17

LAB Sample ID (PEM): MIX 4;11V - 427A020 Time Analyzed: 15:07

Instrument: ECD35 File: 427A020

COMPOUND	RT	RT WINDOW FROM	RT WINDOW TO	RAW AMOUNT ppb	NOM AMOUNT ppb	% D		CF
alpha-BHC	4.21	4.28	4.38	47	50	6		2.807
beta-BHC	4.61	4.69	4.79	48	50	4		1.029
delta-BHC	4.80	4.87	4.97	44	50	12		2.508
gamma-BHC (Lindane)	4.53	4.61	4.71	45	50	10		2.614
Heptachlor	5.01	5.08	5.18	44	50	12		2.496
Aldrin	5.31	5.39	5.49	43	50	14		2.388
Heptachlor Epoxide	5.94	6.02	6.16	44	50	12		2.032
Endosulfan I	6.38	6.47	6.61	45	50	10		1.900
Dieldrin	6.65	6.75	6.89	41	50	18		2.005
4,4' -DDE	6.30	6.38	6.52	41	50	18		1.779
Endrin	6.93	7.04	7.18	44	50	12		1.688
Endosulfan II	7.20	7.31	7.45	44	50	12		1.486
4,4' -DDD	6.99	7.09	7.23	41	50	18		1.428
Endosulfan Sulfate	8.18	8.28	8.42	41	50	18		1.081
4,4' -DDT	7.33	7.42	7.56	41	50	18		1.400
Methoxychlor	7.90	7.97	8.11	43	50	14		0.622
Endrin ketone	8.50	8.60	8.74	38	50	24	*	1.327
Endrin Aldehyde	7.68	7.79	7.93	44	50	12		1.113
alpha-Chlordane	6.22	6.30	6.44	43	50	14		1.967
gamma-Chlordane	6.08	6.16	6.30	44	50	12		2.059
Decachlorobiphenyl	9.57	9.60	9.80	58	80	28		0.826
Tetrachloro-m-xylene	3.64	3.71	3.81	72	80	10		1.531

QC LIMITS:
%D must be less than or equal to 20% (*) Criteria exceeded. CF=Calibration/Response Factor

FORM VII PEST

7D
PESTICIDE CALIBRATION VERIFICATION SUMMARY
Confirmation

Lab Name: Phoenix Environmental Client: NETC

Lab Code: Phoenix Case No.: SAS No.: SDG No.: GBY06958

GC Col B: rtx-440 ID: 0.32 (mm) Init. Calib. Date(s): 04/19/17 04/19/17

EPA Sample No.(PIBLK): Date Analyzed:

LAB Sample ID (PIBLK): Time Analyzed:

EPA Sample No.(PEM): MIX 4;11V Date Analyzed: 04/27/17

LAB Sample ID (PEM): MIX 4;11V - 427B020 Time Analyzed: 15:07

Instrument: ECD35 File: 427B020

COMPOUND	RT	RT WINDOW FROM	RT WINDOW TO	RAW AMOUNT ppb	NOM AMOUNT ppb	% D		CF
alpha-BHC	4.65	4.61	4.71	45	50	10		2.734
beta-BHC	5.23	5.17	5.27	47	50	6		1.020
delta-BHC	5.49	5.43	5.53	46	50	8		2.531
gamma-BHC (Lindane)	5.01	4.96	5.06	57	50	14		1.938
Heptachlor	5.68	5.63	5.73	48	50	4		2.221
Aldrin	6.08	6.03	6.13	51	50	2		2.146
Heptachlor Epoxide	6.62	6.54	6.68	49	50	2		1.971
Endosulfan I	7.13	7.05	7.19	54	50	8		1.752
Dieldrin	7.50	7.42	7.56	46	50	8		1.864
4,4' -DDE	7.34	7.26	7.40	48	50	4		1.688
Endrin	7.79	7.71	7.85	46	50	8		1.537
Endosulfan II	8.08	7.99	8.13	48	50	4		1.349
4,4' -DDD	8.02	7.93	8.07	45	50	10		1.094
Endosulfan Sulfate	8.55	8.46	8.60	50	50	0		1.126
4,4' -DDT	8.42	8.33	8.47	49	50	2		1.052
Methoxychlor	9.03	8.94	9.08	46	50	8		0.549
Endrin ketone	9.11	9.02	9.16	49	50	2		1.235
Endrin Aldehyde	8.24	8.16	8.30	47	50	6		1.080
alpha-Chlordane	7.07	7.00	7.14	46	50	8		1.881
gamma-Chlordane	6.96	6.89	7.03	48	50	4		1.993
Decachlorobiphenyl	10.72	10.58	10.78	71	80	11		0.989
Tetrachloro-m-xylene	4.17	4.13	4.23	77	80	4		1.037

QC LIMITS:
%D must be less than or equal to 20% (*) Criteria exceeded. CF=Calibration/Response Factor

FORM VII PEST

Client Id: Continuing Calibration

Software Version: 4.1<1L22>
Date: 4/28/17 10:37 AM
Sample Name : MIX 4;11V
Data File   : E:\TC2017\ECD35\04-APR\427A020.RAW   Date: 4/27/17 03:07 PM
Sequence File: E:\TC2017\ECD35\04-APR\PEST_SEQ.SEQ   Cycle: 860   Channel : A
Instrument   : AUTO_ECD35   Rack/Vial: 0/16   Operator: ce
Sample Amount   : 1.0000   Dilution Factor : 1.00

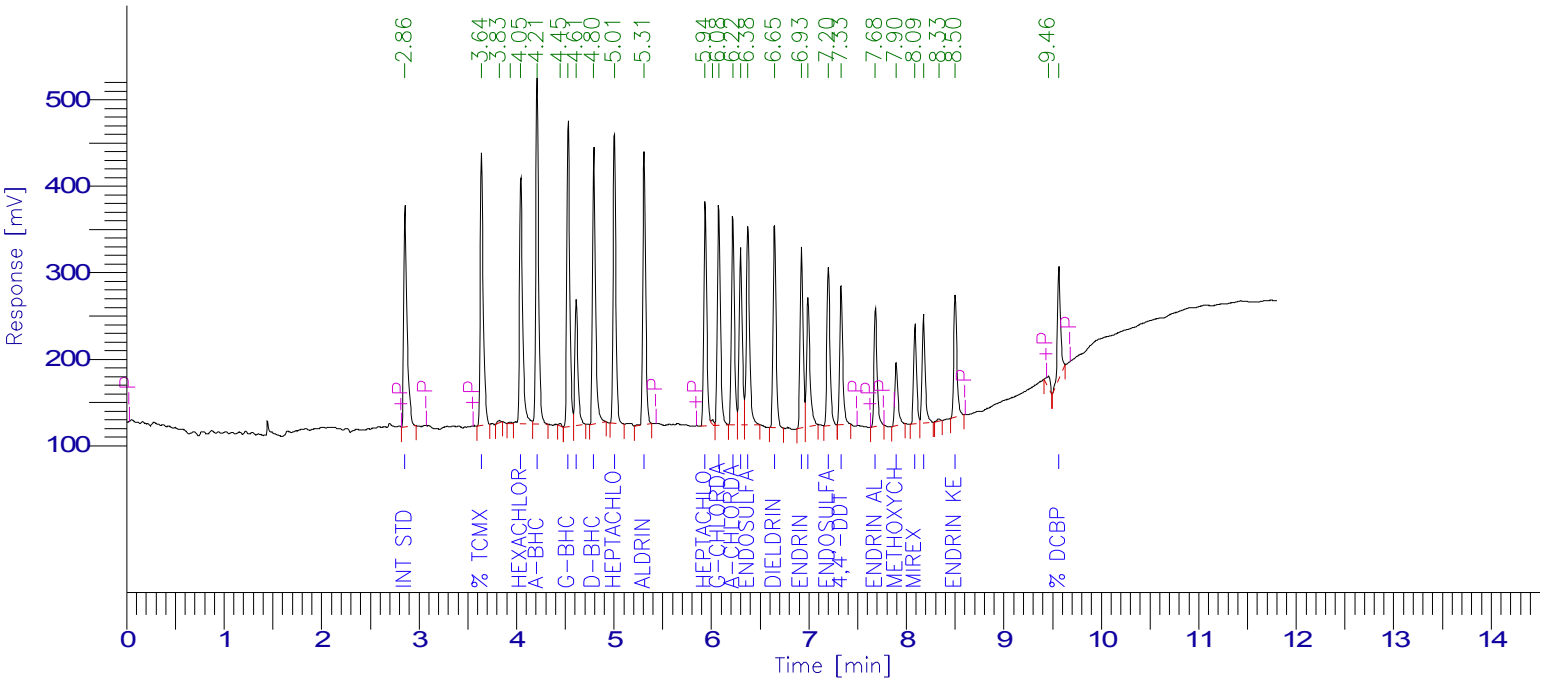

PESTICIDE REPORT

Peak #	Time [min]	Component Name	Raw Amount	Surrogate Recovery TCMX & DCBP	Multiplier	Adjusted Amount for Labowrks	Area [µV·s]
1	2.858	Int Std	100.0000	250.0000	1.0000	100.0000	613588.49
2	3.643	% TCMX	71.5826	178.9564	1.0000	71.5826	672478.53
5	4.046	Hexachlorobenzene	47.3021	118.2553	1.0000	47.3021	647455.89
6	4.212	a-BHC	47.0831	117.7077	1.0000	47.0831	810954.26
8	4.532	g-BHC	45.1553	112.8883	1.0000	45.1553	724239.45
9	4.614	b-BHC	48.3869	120.9672	1.0000	48.3869	305652.43
10	4.795	d-BHC	44.2544	110.6359	1.0000	44.2544	680903.36
11	5.006	Heptachlor	43.6847	109.2118	1.0000	43.6847	669107.87
12	5.311	Aldrin	43.2697	108.1743	1.0000	43.2697	633969.03
13	5.937	Heptachlor epoxide	44.1311	110.3278	1.0000	44.1311	550145.67
15	6.077	g-Chlordane	43.7236	109.3090	1.0000	43.7236	552447.10
16	6.221	a-Chlordane	43.1436	107.8589	1.0000	43.1436	520825.82
17	6.301	4,4'-DDE	41.4895	103.7237	1.0000	41.4895	452780.62
18	6.375	Endosulfan I	45.4822	113.7056	1.0000	45.4822	530244.41
19	6.648	Dieldrin	41.4131	103.5328	1.0000	41.4131	509388.72
20	6.926	Endrin	43.8797	109.6993	1.0000	43.8797	454559.45
21	6.992	4,4'-DDD	40.5902	101.4754	1.0000	40.5902	355563.04
22	7.200	Endosulfan II	43.9035	109.7587	1.0000	43.9035	400196.13
23	7.331	4,4'-DDT	41.3410	103.3524	1.0000	41.3410	355143.75
24	7.684	Endrin aldehyde	43.9523	109.8807	1.0000	43.9523	300073.33
25	7.896	Methoxychlor	43.3380	108.3449	1.0000	43.3380	165281.23
26	8.090	Mirex	39.6770	99.1926	1.0000	39.6770	244153.39
27	8.177	Endosulfan sulfate	41.2455	103.1139	1.0000	41.2455	273574.43
29	8.502	Endrin Ketone	37.8629	94.6571	1.0000	37.8629	308283.49
31	9.565	% DCBP	58.2416	145.6041	1.0000	58.2416	295308.48
			2960.3337	25.0000		1184.1335	12026318.41

Client Id: Continuing Calibration

Software Version: 4.1<1L22>
Date: 4/28/17 10:37 AM
Sample Name : MIX 4;11V
Data File : E:\TC2017\ECD35\04-APR\427B020.RAW Date: 4/27/17 03:07 PM
Sequence File: E:\TC2017\ECD35\04-APR\PEST_SEQ.SEQ Cycle: 860 Channel : B
Instrument : AUTO_ECD35 Rack/Vial: 0/16 Operator: ce
Sample Amount : 1.0000 Dilution Factor : 1.00

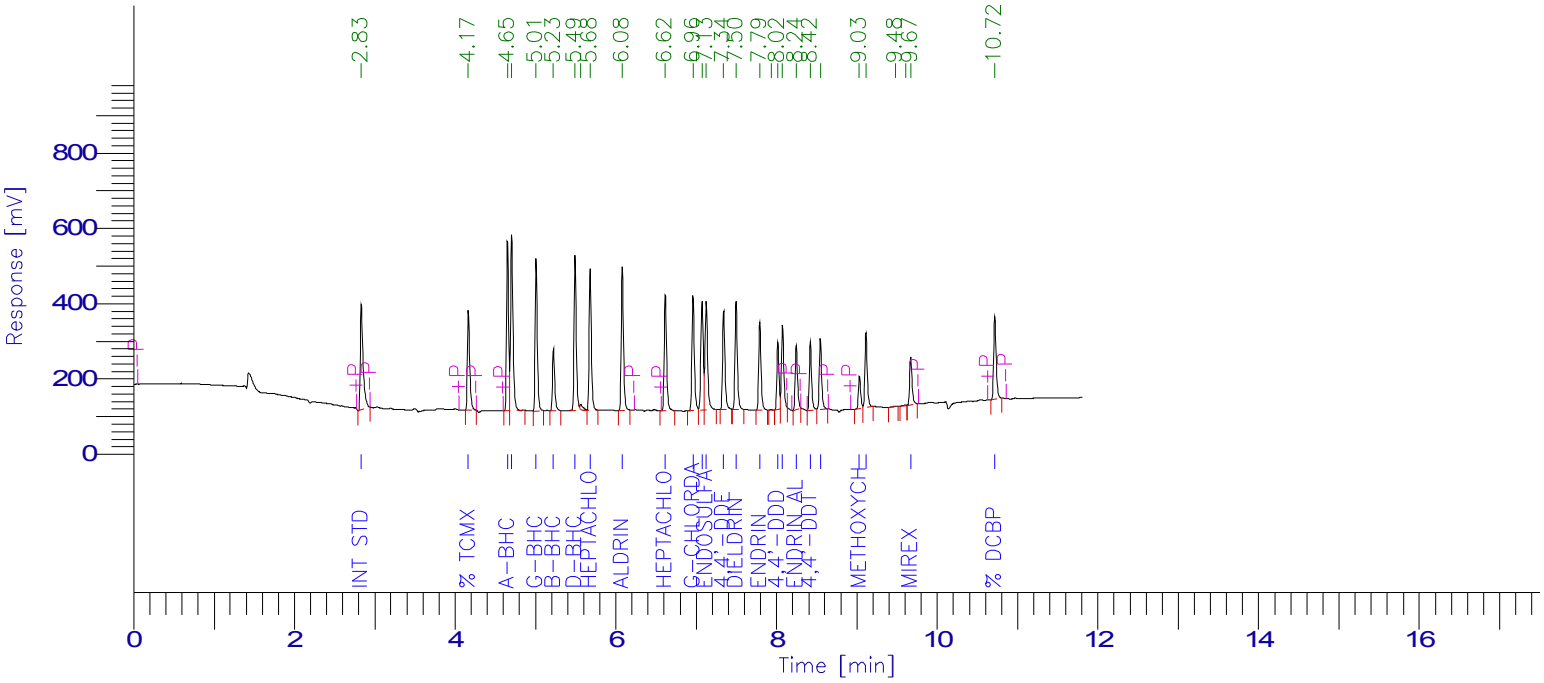

PESTICIDE REPORT

Peak #	Time [min]	Component Name	Raw Amount	Surrogate Recovery Multiplier TCMX & DCBP	Adjusted Amount for Labowrks	Area [µV·s]
1	2.834	Int Std	100.0000	250.0000	1.0000	100.0000	679059.84
2	4.166	% TCMX	76.6228	191.5571	1.0000	76.6228	539384.46
3	4.653	a-BHC	45.0593	112.6483	1.0000	45.0593	836466.88
4	4.705	Hexachlorobenzene	47.1016	117.7539	1.0000	47.1016	948133.05
5	5.008	g-BHC	57.3724	143.4309	1.0000	57.3724	755193.61
6	5.225	b-BHC	46.5039	116.2598	1.0000	46.5039	322031.24
7	5.493	d-BHC	45.9779	114.9447	1.0000	45.9779	790377.06
9	5.681	Heptachlor	47.7916	119.4789	1.0000	47.7916	720799.49
10	6.080	Aldrin	50.7769	126.9423	1.0000	50.7769	740058.73
11	6.616	Heptachlor epoxide	48.6113	121.5283	1.0000	48.6113	650779.84
12	6.962	g-Chlordane	47.6615	119.1538	1.0000	47.6615	644938.35
13	7.073	a-Chlordane	45.8722	114.6806	1.0000	45.8722	585872.31
14	7.125	Endosulfan I	53.8610	134.6526	1.0000	53.8610	640747.15
15	7.342	4,4'-DDE	47.8644	119.6611	1.0000	47.8644	548496.92
16	7.497	Dieldrin	46.3004	115.7510	1.0000	46.3004	586021.04
17	7.791	Endrin	45.9194	114.7986	1.0000	45.9194	479132.67
19	8.017	4,4'-DDD	45.4252	113.5630	1.0000	45.4252	337470.81
20	8.076	Endosulfan II	48.2130	120.5326	1.0000	48.2130	441648.31
21	8.244	Endrin aldehyde	47.0484	117.6211	1.0000	47.0484	345051.06
22	8.421	4,4'-DDT	49.2009	123.0023	1.0000	49.2009	351578.65
23	8.545	Endosulfan sulfate	49.8126	124.5314	1.0000	49.8126	380719.13
24	9.031	Methoxychlor	46.1609	115.4022	1.0000	46.1609	172031.33
25	9.113	Endrin Ketone	48.5429	121.3573	1.0000	48.5429	407165.10
28	9.670	Mirex	47.2572	118.1430	1.0000	47.2572	262100.30
29	10.715	% DCBP	71.1991	177.9978	1.0000	71.1991	478188.80
				3265.3926	25.0000	1306.1570	13643446.14

7D-DEG
PESTICIDE DEGRADATION STANDARD

Lab Name: Phoenix Environmental Client: NETC

Lab Code: Phoenix Case No.: SAS No.: SDG No.: GBY06958

GC Col A: ZB MR1 ID: 0.53 (mm) Date Analyzed: 05/01/17

Instrument: ECD4 Time Analyzed: 09:04

File: 501A005

ENDRIN BREAKDOWN

Compounds	Area
Endrin	1107830.67
Endrin Aldehyde	4407.03
Endrin Ketone	15383.53
Total Area	1127621.23

Endrin Ketone	15383.53
Endrin Aldehyde	4407.03
Breakdown Area	19790.56

Endrin Breakdown %	**1.8**	Breakdown Area / Total Area Must be < 15%

DDT BREAKDOWN

Compounds	Area
DDT	1579922.41
DDE	4255.10
DDD	0.00
Total Area	1584177.51

DDE	0.00
DDD	4255.10
Breakdown Area	4255.10

DDT Breakdown %	**0.3**	Breakdown Area / Total Area Must be < 15%

FORM VII PEST DEG

7D-DEG
PESTICIDE DEGRADATION STANDARD

Lab Name: Phoenix Environmental Client: NETC

Lab Code: Phoenix Case No.: SAS No.: SDG No.: GBY06958

GC Col B: ZB MR2 ID: 0.53 (mm) Date Analyzed: 05/01/17

Instrument: ECD4 Time Analyzed: 09:04

File: 501B005

ENDRIN BREAKDOWN

Compounds	Area
Endrin	676743.15
Endrin Aldehyde	0.00
Endrin Ketone	13271.02
Total Area	690014.17

Endrin Ketone	13271.02
Endrin Aldehyde	0.00
Breakdown Area	13271.02

Endrin Breakdown %	**1.9**	Breakdown Area / Total Area Must be < 15%

DDT BREAKDOWN

Compounds	Area
DDT	1061446.73
DDE	1386.92
DDD	0.00
Total Area	1062833.65

DDE	0.00
DDD	1386.92
Breakdown Area	1386.92

DDT Breakdown %	**0.1**	Breakdown Area / Total Area Must be < 15%

FORM VII PEST DEG

Client Id: Degradation Standard

Software Version: 4.1<1L22>
Date: 5/1/17 11:24 AM
Sample Name : deg;10v
Data File   : E:\TC2017\ECD4\05-MAY\501A005.RAW   Date: 5/1/17 09:04 AM
Sequence File: E:\TC2017\ECD4\05-MAY\PEST_SEQ.SEQ   Cycle: 5   Channel : A
Instrument   : AUTO4-DUAL_ECD   Rack/Vial: 0/4   Operator: CE
Sample Amount   : 1.0000   Dilution Factor : 1.00

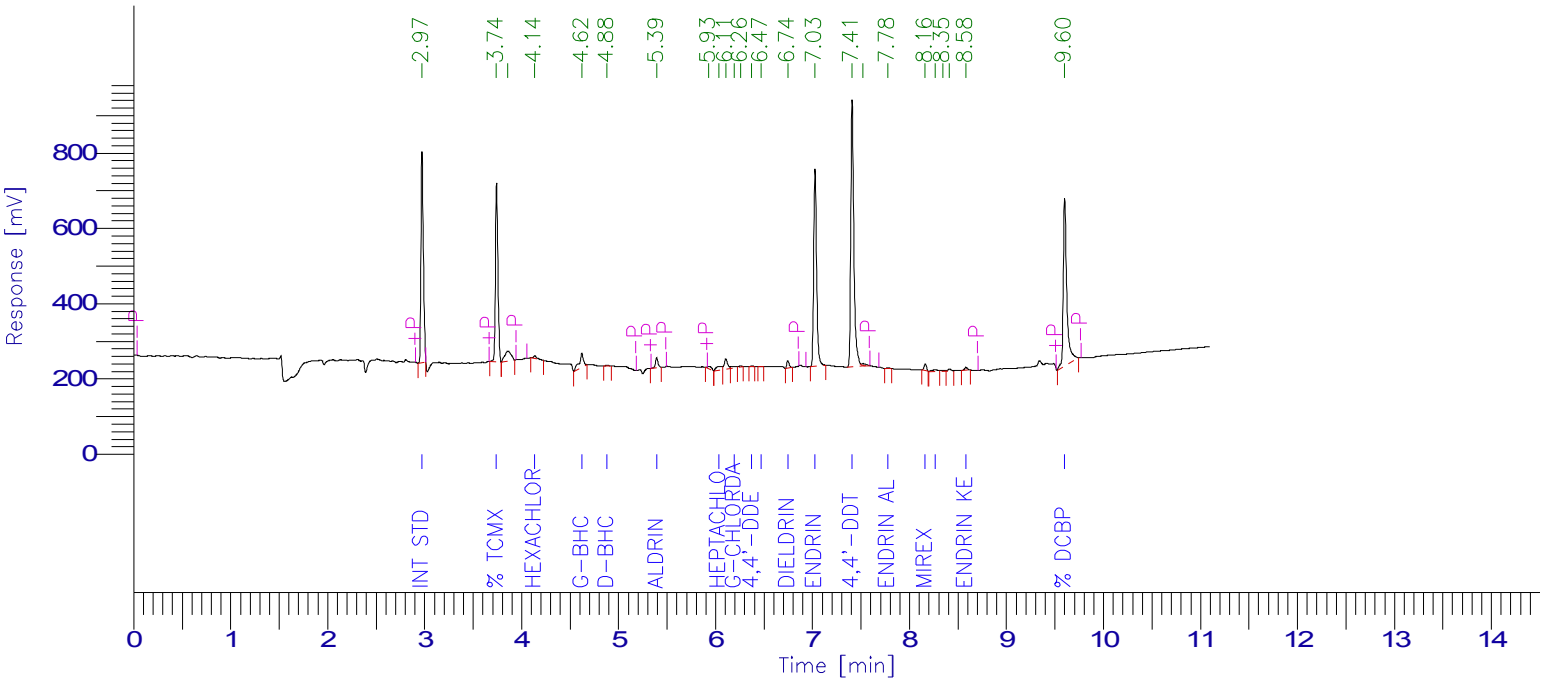

PESTICIDE REPORT

Peak #	Time [min]	Component Name	Raw Amount	Surrogate Recovery Multiplier Adjusted Amount TCMX & DCBP		for Labowrks	Area [µV·s]
1	2.972	Int Std	100.0000	250.0000	1.0000	100.0000	983315.62
2	3.741	% TCMX	79.8466	199.6166	1.0000	79.8466	849815.24
4	4.135	Hexachlorobenzene	0.6648	1.6621	1.0000	0.6648	18661.41
0	4.308	a-BHC	0.0000	0.0000	1.0000	0.0000	0.00
5	4.621	g-BHC	3.8016	9.5041	1.0000	3.8016	116011.11
0	4.704	b-BHC	0.0000	0.0000	1.0000	0.0000	0.00
6	4.882	d-BHC	0.1753	0.4382	1.0000	0.1753	4706.74
0	5.087	Heptachlor	0.0000	0.0000	1.0000	0.0000	0.00
7	5.393	Aldrin	1.7611	4.4027	1.0000	1.7611	45960.49
9	6.033	Heptachlor epoxide	1.6728	4.1820	1.0000	1.6728	41339.13
11	6.193	g-Chlordane	0.5005	1.2512	1.0000	0.5005	13879.70
0	6.306	a-Chlordane	0.0000	0.0000	1.0000	0.0000	0.00
13	6.375	4,4'-DDE	0.2007	0.5019	1.0000	0.2007	4255.10
14	6.468	Endosulfan I	0.0718	0.1795	1.0000	0.0718	1649.04
15	6.744	Dieldrin	1.5856	3.9640	1.0000	1.5856	35548.67
16	7.025	Endrin	57.4776	143.6940	1.0000	57.4776	1107830.67
0	7.071	4,4'-DDD	0.0000	0.0000	1.0000	0.0000	0.00
0	7.297	Endosulfan II	0.0000	0.0000	1.0000	0.0000	0.00
17	7.408	4,4'-DDT	94.6825	236.7062	1.0000	94.6825	1579922.41
19	7.779	Endrin aldehyde	0.2704	0.6761	1.0000	0.2704	4407.03
0	7.950	Methoxychlor	0.0000	0.0000	1.0000	0.0000	0.00
20	8.163	Mirex	1.9587	4.8967	1.0000	1.9587	29763.76
21	8.266	Endosulfan sulfate	1.0163	2.5407	1.0000	1.0163	17639.38
24	8.583	Endrin Ketone	0.7938	1.9846	1.0000	0.7938	15383.53
25	9.600	% DCBP	79.7817	199.4543	1.0000	79.7817	1103716.54
				1065.6548	25.0000	426.2619	5973805.58

Client Id: Degradation Standard

Software Version: 4.1<1L22>
Date: 5/1/17 11:24 AM
Sample Name : deg;10v
Data File   : E:\TC2017\ECD4\05-MAY\501B005.RAW   Date: 5/1/17 09:04 AM
Sequence File: E:\TC2017\ECD4\05-MAY\PEST_SEQ.SEQ   Cycle: 5   Channel : B
Instrument   : AUTO4-DUAL_ECD   Rack/Vial: 0/4   Operator: CE
Sample Amount   : 1.0000   Dilution Factor : 1.00

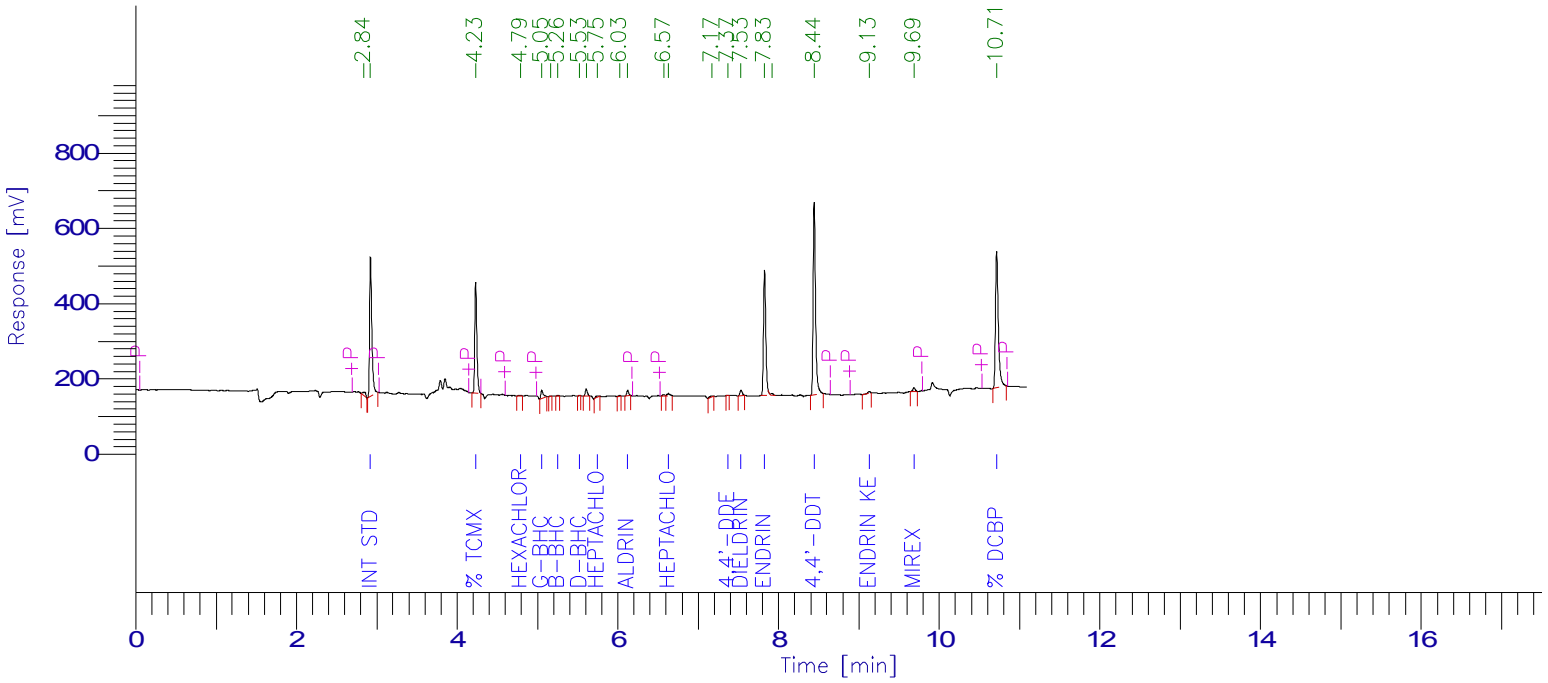

PESTICIDE REPORT

Peak #	Time [min]	Component Name	Raw Amount	Surrogate Recovery TCMX & DCBP	Multiplier	Adjusted Amount for Labowrks	Area [µV·s]
2	2.921	Int Std	100.0000	250.0000	1.0000	100.0000	719134.59
3	4.231	% TCMX	81.2115	203.0288	1.0000	81.2115	530977.49
0	4.704	a-BHC	0.0000	0.0000	1.0000	0.0000	0.00
4	4.792	Hexachlorobenzene	0.1411	0.3528	1.0000	0.1411	3536.79
5	5.054	g-BHC	2.7621	6.9052	1.0000	2.7621	43924.55
7	5.255	b-BHC	0.3690	0.9226	1.0000	0.3690	2831.62
8	5.526	d-BHC	0.1085	0.2713	1.0000	0.1085	1865.71
10	5.748	Heptachlor	0.6153	1.5383	1.0000	0.6153	10247.05
12	6.123	Aldrin	1.4437	3.6093	1.0000	1.4437	26311.80
14	6.628	Heptachlor epoxide	0.7637	1.9094	1.0000	0.7637	14628.42
0	7.000	g-Chlordane	0.0000	0.0000	1.0000	0.0000	0.00
0	7.114	a-Chlordane	0.0000	0.0000	1.0000	0.0000	0.00
0	7.166	Endosulfan I	0.0000	0.0000	1.0000	0.0000	0.00
16	7.371	4,4'-DDE	0.0918	0.2295	1.0000	0.0918	1386.92
17	7.533	Dieldrin	1.7391	4.3477	1.0000	1.7391	27877.28
18	7.826	Endrin	55.1739	137.9349	1.0000	55.1739	676743.15
0	8.038	4,4'-DDD	0.0000	0.0000	1.0000	0.0000	0.00
0	8.101	Endosulfan II	0.0000	0.0000	1.0000	0.0000	0.00
0	8.268	Endrin aldehyde	0.0000	0.0000	1.0000	0.0000	0.00
20	8.443	4,4'-DDT	94.2713	235.6782	1.0000	94.2713	1061446.73
0	8.565	Endosulfan sulfate	0.0000	0.0000	1.0000	0.0000	0.00
0	9.038	Methoxychlor	0.0000	0.0000	1.0000	0.0000	0.00
21	9.128	Endrin Ketone	1.0105	2.5262	1.0000	1.0105	13271.02
22	9.686	Mirex	1.9278	4.8194	1.0000	1.9278	19269.86
23	10.714	% DCBP	81.8563	204.6408	1.0000	81.8563	901173.11
			1058.7143	25.0000		423.4857	4054626.08

7D
PESTICIDE CALIBRATION VERIFICATION SUMMARY
Confirmation

Lab Name: Phoenix Environmental Client: NETC

Lab Code: Phoenix Case No.: SAS No.: SDG No.: GBY06958

GC Col A: CLP ID: 0.53 (mm) Init. Calib. Date(s): 04/25/17 04/25/17

EPA Sample No.(PIBLK): hex Date Analyzed: 05/01/17

LAB Sample ID (PIBLK): hex - 501A003 Time Analyzed: 8:32

EPA Sample No.(PEM): Date Analyzed:

LAB Sample ID (PEM): Time Analyzed:

Instrument: ECD4 File: 501A003

COMPOUND	RT	RT WINDOW FROM	RT WINDOW TO	CALC AMOUNT ppb	NOM AMOUNT ppb	% D		CF
alpha-BHC		4.29	4.39	1.0U				
beta-BHC		4.68	4.78	1.0U				
delta-BHC		4.86	4.96	3.3U				
gamma-BHC (Lindane)		4.60	4.70	1.0U				
Heptachlor		5.06	5.16	3.3U				
Aldrin		5.37	5.47	1.0U				
Heptachlor Epoxide		5.98	6.12	3.3U				
Endosulfan I		6.42	6.56	3.3U				
Dieldrin		6.69	6.83	1.0U				
4,4' -DDE		6.32	6.46	1.7U				
Endrin		6.98	7.12	3.3U				
Endosulfan II		7.25	7.39	3.3U				
4,4' -DDD		7.02	7.16	1.7U				
Endosulfan Sulfate		8.21	8.35	3.3U				
4,4' -DDT		7.35	7.49	1.7U				
Methoxychlor		7.90	8.04	3.3U				
Endrin ketone		8.53	8.67	3.3U				
Endrin Aldehyde		7.73	7.87	3.3U				
alpha-Chlordane		6.26	6.40	3.3U				
gamma-Chlordane		6.11	6.25	3.3U				

QC LIMITS:
%D must be less than or equal to 20% (*) Criteria exceeded. CF=Calibration/Response Factor
Both channels need to have the compound detected for a concentration to be reported on either channel.

FORM VII PEST

7D
PESTICIDE CALIBRATION VERIFICATION SUMMARY
Primary

Lab Name: Phoenix Environmental Client: NETC

Lab Code: Phoenix Case No.: SAS No.: SDG No.: GBY06958

GC Col B: Rtx-440 ID: 0.32 (mm) Init. Calib. Date(s): 04/25/17 04/25/17

EPA Sample No.(PIBLK): hex Date Analyzed: 05/01/17

LAB Sample ID (PIBLK): hex - 501B003 Time Analyzed: 8:32

EPA Sample No.(PEM): Date Analyzed:

LAB Sample ID (PEM): Time Analyzed:

Instrument: ECD4 File: 501B003

COMPOUND	RT	RT WINDOW FROM	RT WINDOW TO	CALC AMOUNT ppb	NOM AMOUNT ppb	% D		CF
alpha-BHC		4.63	4.73	1.0U				
beta-BHC		5.18	5.28	1.0U				
delta-BHC		5.44	5.54	3.3U				
gamma-BHC (Lindane)		4.98	5.08	1.0U				
Heptachlor		5.64	5.74	3.3U				
Aldrin		6.04	6.14	1.0U				
Heptachlor Epoxide		6.54	6.68	3.3U				
Endosulfan I		7.05	7.19	3.3U				
Dieldrin		7.41	7.55	1.0U				
4,4' -DDE		7.25	7.39	1.7U				
Endrin		7.70	7.84	3.3U				
Endosulfan II		7.98	8.12	3.3U				
4,4' -DDD		7.91	8.05	1.7U				
Endosulfan Sulfate		8.44	8.58	3.3U				
4,4' -DDT		8.31	8.45	1.7U				
Methoxychlor		8.91	9.05	3.3U				
Endrin ketone		9.00	9.14	3.3U				
Endrin Aldehyde		8.15	8.29	3.3U				
alpha-Chlordane		6.99	7.13	3.3U				
gamma-Chlordane		6.88	7.02	3.3U				

QC LIMITS:
%D must be less than or equal to 20% (*) Criteria exceeded. CF=Calibration/Response Factor
Both channels need to have the compound detected for a concentration to be reported on either channel.

FORM VII PEST

Client Id: Continuing Blank

Software Version: 4.1<1L22>
Date: 5/1/17 11:24 AM
Sample Name : hex
Data File   : E:\TC2017\ECD4\05-MAY\501A003.RAW   Date: 5/1/17 08:32 AM
Sequence File: E:\TC2017\ECD4\05-MAY\PEST_SEQ.SEQ   Cycle: 3   Channel : A
Instrument   : AUTO4-DUAL_ECD   Rack/Vial: 0/1   Operator: CE
Sample Amount   : 1.0000   Dilution Factor : 1.00

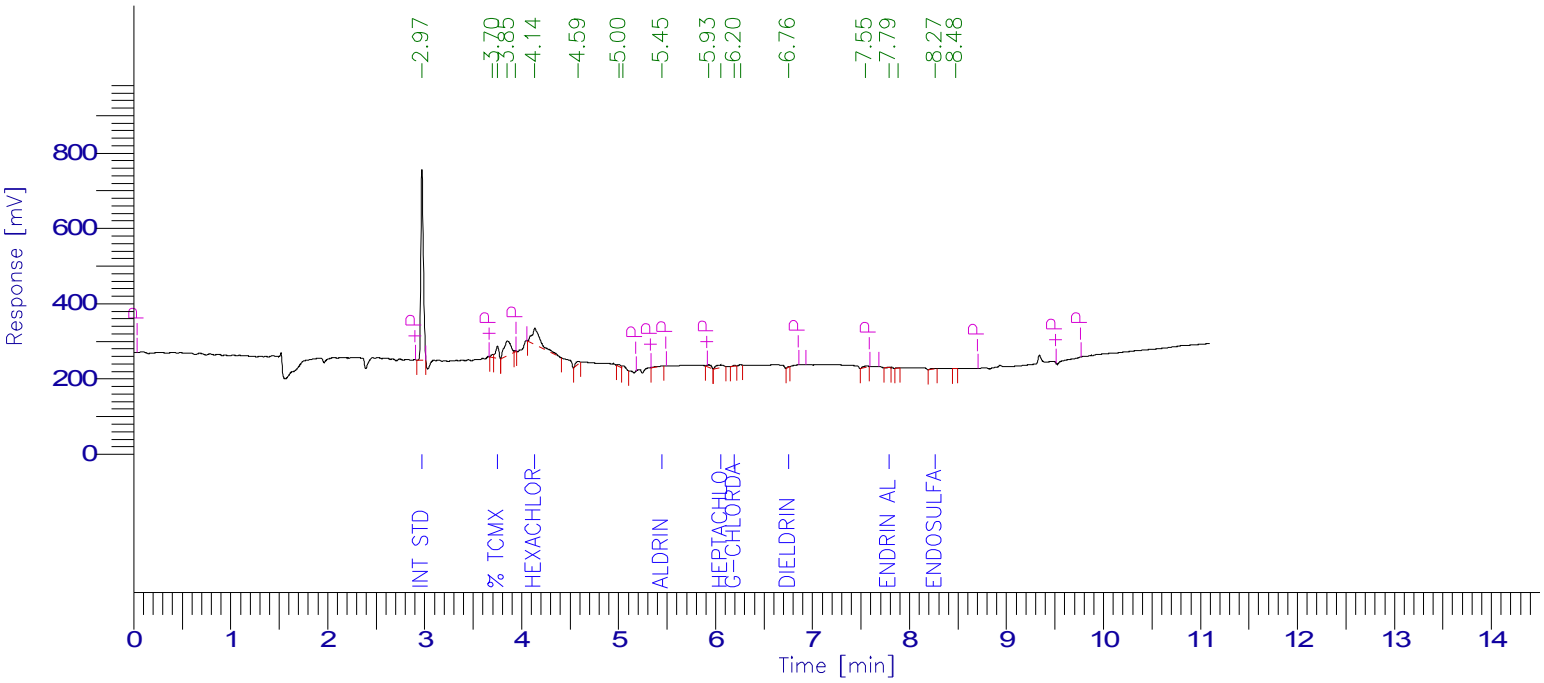

PESTICIDE REPORT

Peak #	Time [min]	Component Name	Raw Amount	Surrogate Recovery TCMX & DCBP	Multiplier	Adjusted Amount for Labowrks	Area [µV·s]
1	2.972	Int Std	100.0000	250.0000	1.0000	100.0000	926675.01
3	3.752	% TCMX	7.2380	18.0950	1.0000	7.2380	72597.21
6	4.136	Hexachlorobenzene	9.9698	24.9246	1.0000	9.9698	263729.53
0	4.308	a-BHC	0.0000	0.0000	1.0000	0.0000	0.00
0	4.622	g-BHC	0.0000	0.0000	1.0000	0.0000	0.00
0	4.704	b-BHC	0.0000	0.0000	1.0000	0.0000	0.00
0	4.883	d-BHC	0.0000	0.0000	1.0000	0.0000	0.00
0	5.087	Heptachlor	0.0000	0.0000	1.0000	0.0000	0.00
10	5.449	Aldrin	0.2086	0.5214	1.0000	0.2086	5129.76
12	6.052	Heptachlor epoxide	1.7031	4.2577	1.0000	1.7031	39663.24
13	6.195	g-Chlordane	0.1666	0.4164	1.0000	0.1666	4353.09
0	6.306	a-Chlordane	0.0000	0.0000	1.0000	0.0000	0.00
0	6.374	4,4'-DDE	0.0000	0.0000	1.0000	0.0000	0.00
0	6.469	Endosulfan I	0.0000	0.0000	1.0000	0.0000	0.00
15	6.755	Dieldrin	0.1406	0.3516	1.0000	0.1406	2971.16
0	7.023	Endrin	0.0000	0.0000	1.0000	0.0000	0.00
0	7.071	4,4'-DDD	0.0000	0.0000	1.0000	0.0000	0.00
0	7.297	Endosulfan II	0.0000	0.0000	1.0000	0.0000	0.00
0	7.405	4,4'-DDT	0.0000	0.0000	1.0000	0.0000	0.00
17	7.791	Endrin aldehyde	0.1559	0.3898	1.0000	0.1559	2394.35
0	7.950	Methoxychlor	0.0000	0.0000	1.0000	0.0000	0.00
0	8.158	Mirex	0.0000	0.0000	1.0000	0.0000	0.00
19	8.267	Endosulfan sulfate	0.4385	1.0961	1.0000	0.4385	7171.76
0	8.582	Endrin Ketone	0.0000	0.0000	1.0000	0.0000	0.00
0	9.595	% DCBP	0.0000	0.0000	1.0000	0.0000	0.00
				300.0525	25.0000	120.0210	1324685.13

Client Id: Continuing Blank

Software Version: 4.1<1L22>
Date: 5/1/17 11:24 AM
Sample Name : hex
Data File   : E:\TC2017\ECD4\05-MAY\501B003.RAW   Date: 5/1/17 08:32 AM
Sequence File: E:\TC2017\ECD4\05-MAY\PEST_SEQ.SEQ   Cycle: 3   Channel : B
Instrument   : AUTO4-DUAL_ECD   Rack/Vial: 0/1   Operator: CE
Sample Amount   : 1.0000   Dilution Factor : 1.00

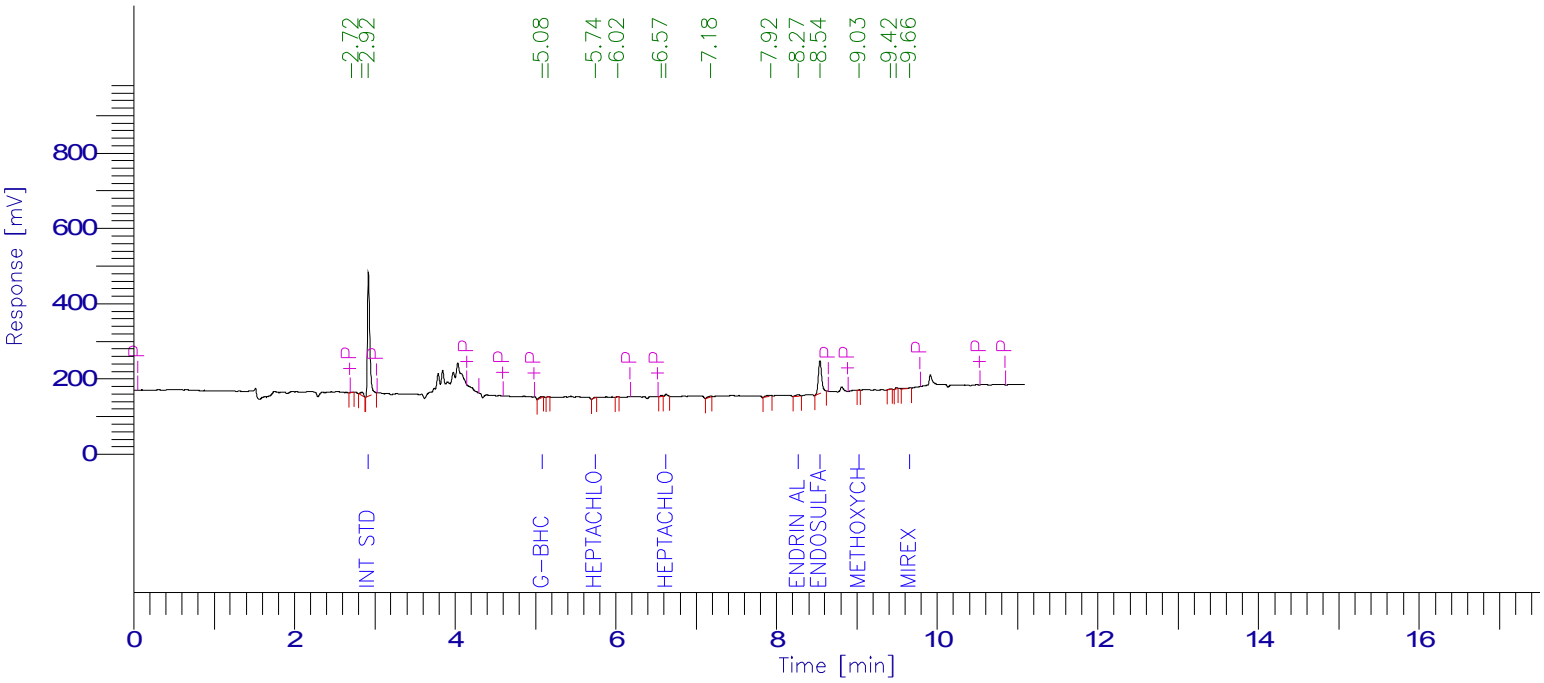

PESTICIDE REPORT

Peak #	Time [min]	Component Name	Raw Amount	Surrogate Recovery TCMX & DCBP	Multiplier	Adjusted Amount for Labowrks	Area [µV·s]
3	2.920	Int Std	100.0000	250.0000	1.0000	100.0000	665971.89
0	4.229	% TCMX	0.0000	0.0000	1.0000	0.0000	0.00
0	4.704	a-BHC	0.0000	0.0000	1.0000	0.0000	0.00
0	4.759	Hexachlorobenzene	0.0000	0.0000	1.0000	0.0000	0.00
4	5.083	g-BHC	0.7189	1.7972	1.0000	0.7189	10587.07
0	5.261	b-BHC	0.0000	0.0000	1.0000	0.0000	0.00
0	5.529	d-BHC	0.0000	0.0000	1.0000	0.0000	0.00
6	5.742	Heptachlor	0.3626	0.9064	1.0000	0.3626	5591.40
0	6.128	Aldrin	0.0000	0.0000	1.0000	0.0000	0.00
9	6.625	Heptachlor epoxide	0.7181	1.7953	1.0000	0.7181	12737.84
0	7.000	g-Chlordane	0.0000	0.0000	1.0000	0.0000	0.00
0	7.114	a-Chlordane	0.0000	0.0000	1.0000	0.0000	0.00
0	7.166	Endosulfan I	0.0000	0.0000	1.0000	0.0000	0.00
0	7.371	4,4'-DDE	0.0000	0.0000	1.0000	0.0000	0.00
0	7.532	Dieldrin	0.0000	0.0000	1.0000	0.0000	0.00
0	7.823	Endrin	0.0000	0.0000	1.0000	0.0000	0.00
0	8.038	4,4'-DDD	0.0000	0.0000	1.0000	0.0000	0.00
0	8.101	Endosulfan II	0.0000	0.0000	1.0000	0.0000	0.00
12	8.273	Endrin aldehyde	1.3645	3.4112	1.0000	1.3645	13410.53
0	8.440	4,4'-DDT	0.0000	0.0000	1.0000	0.0000	0.00
13	8.541	Endosulfan sulfate	20.9782	52.4456	1.0000	20.9782	249612.67
14	9.030	Methoxychlor	0.2907	0.7266	1.0000	0.2907	1408.88
0	9.138	Endrin Ketone	0.0000	0.0000	1.0000	0.0000	0.00
17	9.658	Mirex	0.6363	1.5909	1.0000	0.6363	5890.71
0	10.707	% DCBP	0.0000	0.0000	1.0000	0.0000	0.00
				312.6733	25.0000	125.0693	965210.98

7D
PESTICIDE CALIBRATION VERIFICATION SUMMARY
Confirmation

Lab Name: Phoenix Environmental Client: NETC

Lab Code: Phoenix Case No.: SAS No.: SDG No.: GBY06958

GC Col A: CLP ID: 0.53 (mm) Init. Calib. Date(s): 04/25/17 04/25/17

EPA Sample No.(PIBLK): Date Analyzed:

LAB Sample ID (PIBLK): Time Analyzed:

EPA Sample No.(PEM): mix 4;11u Date Analyzed: 05/01/17

LAB Sample ID (PEM): mix 4;11u - 501A004 Time Analyzed: 8:48

Instrument: ECD4 File: 501A004

COMPOUND	RT	RT WINDOW FROM	RT WINDOW TO	RAW AMOUNT ppb	NOM AMOUNT ppb	% D		CF
alpha-BHC	4.31	4.29	4.39	49	50	2		2.891
beta-BHC	4.70	4.68	4.78	52	50	4		1.119
delta-BHC	4.88	4.86	4.96	51	50	2		2.731
gamma-BHC (Lindane)	4.62	4.60	4.70	46	50	8		3.103
Heptachlor	5.09	5.06	5.16	47	50	6		2.640
Aldrin	5.40	5.37	5.47	48	50	4		2.654
Heptachlor Epoxide	6.03	5.98	6.12	48	50	4		2.513
Endosulfan I	6.47	6.42	6.56	49	50	2		2.336
Dieldrin	6.74	6.69	6.83	47	50	6		2.280
4,4' -DDE	6.37	6.32	6.46	48	50	4		2.156
Endrin	7.02	6.98	7.12	52	50	4		1.960
Endosulfan II	7.30	7.25	7.39	49	50	2		2.047
4,4' -DDD	7.07	7.02	7.16	52	50	4		1.583
Endosulfan Sulfate	8.26	8.21	8.35	46	50	8		1.765
4,4' -DDT	7.41	7.35	7.49	48	50	4		1.697
Methoxychlor	7.95	7.90	8.04	44	50	12		0.829
Endrin ketone	8.58	8.53	8.67	45	50	10		1.971
Endrin Aldehyde	7.77	7.73	7.87	47	50	6		1.657
alpha-Chlordane	6.31	6.26	6.40	44	50	12		2.568
gamma-Chlordane	6.16	6.11	6.25	41	50	18		2.820
Decachlorobiphenyl	9.60	9.51	9.71	73	80	9		1.407
Tetrachloro-m-xylene	3.74	3.72	3.82	74	80	8		1.082

QC LIMITS:
%D must be less than or equal to 20% (*) Criteria exceeded. CF=Calibration/Response Factor

FORM VII PEST

7D
PESTICIDE CALIBRATION VERIFICATION SUMMARY
Primary

Lab Name: Phoenix Environmental Client: NETC

Lab Code: Phoenix Case No.: SAS No.: SDG No.: GBY06958

GC Col B: Rtx-440 ID: 0.32 (mm) Init. Calib. Date(s): 04/25/17 04/25/17

EPA Sample No.(PIBLK): Date Analyzed:

LAB Sample ID (PIBLK): Time Analyzed:

EPA Sample No.(PEM): mix 4;11u Date Analyzed: 05/01/17

LAB Sample ID (PEM): mix 4;11u - 501B004 Time Analyzed: 8:48

Instrument: ECD4 File: 501B004

COMPOUND	RT	RT WINDOW FROM	RT WINDOW TO	RAW AMOUNT ppb	NOM AMOUNT ppb	% D		CF
alpha-BHC	4.71	4.63	4.73	53	50	6		2.351
beta-BHC	5.26	5.18	5.28	47	50	6		1.067
delta-BHC	5.53	5.44	5.54	50	50	0		2.391
gamma-BHC (Lindane)	5.05	4.98	5.08	55	50	10		2.211
Heptachlor	5.73	5.64	5.74	51	50	2		2.316
Aldrin	6.12	6.04	6.14	45	50	10		2.534
Heptachlor Epoxide	6.66	6.54	6.68	41	50	18		2.663
Endosulfan I	7.17	7.05	7.19	51	50	2		2.002
Dieldrin	7.53	7.41	7.55	46	50	8		2.229
4,4' -DDE	7.37	7.25	7.39	44	50	12		2.101
Endrin	7.82	7.70	7.84	51	50	2		1.706
Endosulfan II	8.10	7.98	8.12	52	50	4		1.820
4,4' -DDD	8.04	7.91	8.05	50	50	0		1.199
Endosulfan Sulfate	8.57	8.44	8.58	45	50	10		1.787
4,4' -DDT	8.44	8.31	8.45	43	50	14		1.566
Methoxychlor	9.04	8.91	9.05	46	50	8		0.728
Endrin ketone	9.13	9.00	9.14	49	50	2		1.826
Endrin Aldehyde	8.27	8.15	8.29	47	50	6		1.476
alpha-Chlordane	7.11	6.99	7.13	43	50	14		2.059
gamma-Chlordane	7.00	6.88	7.02	44	50	12		2.389
Decachlorobiphenyl	10.71	10.54	10.74	74	80	8		1.531
Tetrachloro-m-xylene	4.23	4.16	4.26	74	80	8		0.909

QC LIMITS:
%D must be less than or equal to 20% (*) Criteria exceeded. CF=Calibration/Response Factor

FORM VII PEST

Client Id: Continuing Calibration

Software Version: 4.1<1L22>
Date: 5/1/17 11:24 AM
Sample Name : mix 4;11u
Data File   : E:\TC2017\ECD4\05-MAY\501A004.RAW   Date: 5/1/17 08:48 AM
Sequence File: E:\TC2017\ECD4\05-MAY\PEST_SEQ.SEQ   Cycle: 4   Channel : A
Instrument   : AUTO4-DUAL_ECD   Rack/Vial: 0/2   Operator: CE
Sample Amount   : 1.0000   Dilution Factor : 1.00

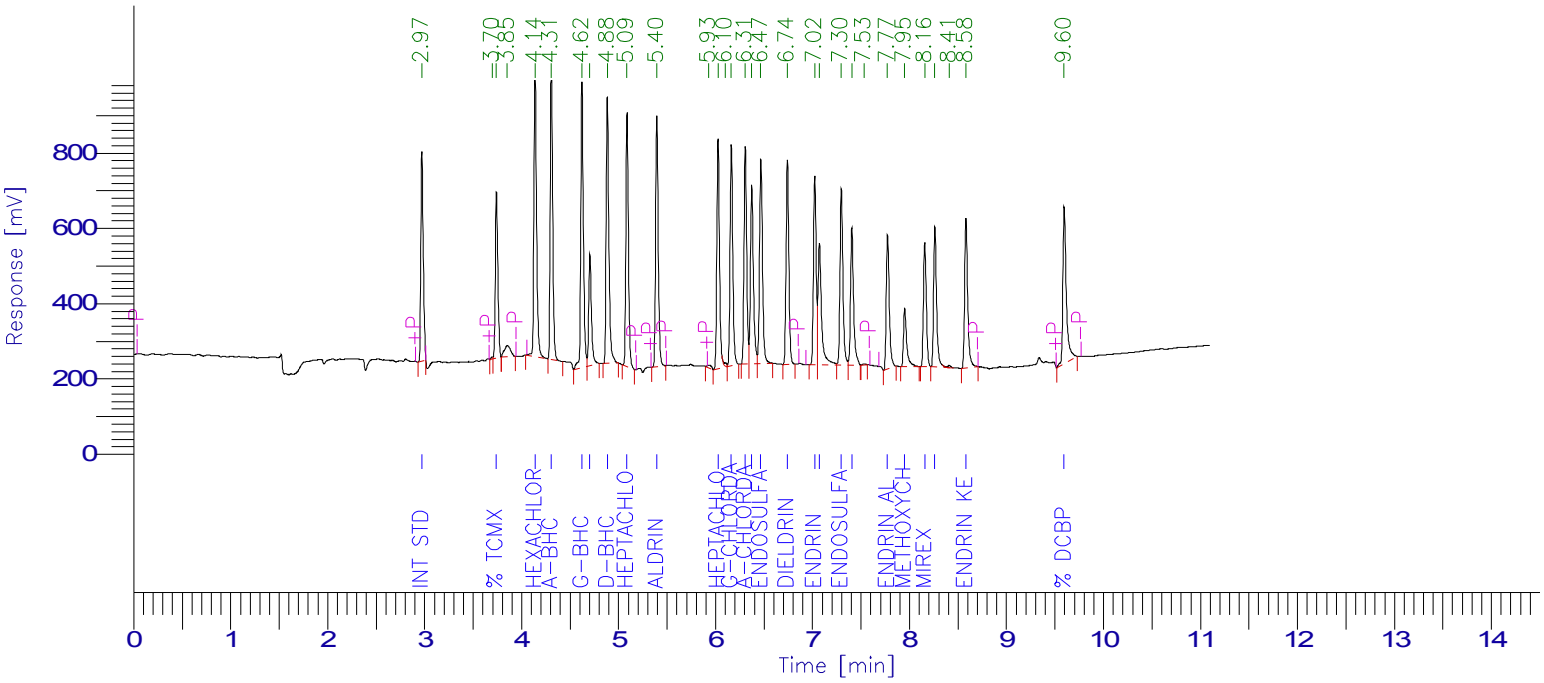

PESTICIDE REPORT

Peak #	Time [min]	Component Name	Raw Amount	Surrogate Recovery TCMX & DCBP	Multiplier	Adjusted Amount for Labowrks	Area [µV·s]
1	2.971	Int Std	100.0000	250.0000	1.0000	100.0000	985720.97
3	3.740	% TCMX	74.4735	186.1836	1.0000	74.4735	794566.92
5	4.137	Hexachlorobenzene	52.4834	131.2086	1.0000	52.4834	1476793.35
6	4.308	a-BHC	49.2791	123.1977	1.0000	49.2791	1404151.11
7	4.623	g-BHC	46.3978	115.9945	1.0000	46.3978	1419345.62
8	4.704	b-BHC	52.2151	130.5378	1.0000	52.2151	576163.25
9	4.884	d-BHC	50.7500	126.8751	1.0000	50.7500	1366211.97
10	5.087	Heptachlor	47.3494	118.3735	1.0000	47.3494	1232155.59
11	5.395	Aldrin	47.8317	119.5793	1.0000	47.8317	1251351.08
13	6.026	Heptachlor epoxide	47.7302	119.3255	1.0000	47.7302	1182425.33
15	6.163	g-Chlordane	41.1803	102.9507	1.0000	41.1803	1144839.30
16	6.307	a-Chlordane	43.9396	109.8491	1.0000	43.9396	1112114.02
17	6.373	4,4'-DDE	47.7623	119.4056	1.0000	47.7623	1014864.73
18	6.468	Endosulfan I	48.9831	122.4578	1.0000	48.9831	1128000.47
19	6.740	Dieldrin	47.0975	117.7437	1.0000	47.0975	1058487.70
20	7.023	Endrin	52.2134	130.5335	1.0000	52.2134	1008829.70
21	7.071	4,4'-DDD	51.8718	129.6796	1.0000	51.8718	809384.10
22	7.297	Endosulfan II	49.0336	122.5841	1.0000	49.0336	989394.86
23	7.405	4,4'-DDT	47.8102	119.5255	1.0000	47.8102	799738.09
25	7.774	Endrin aldehyde	46.5101	116.2753	1.0000	46.5101	759748.72
26	7.950	Methoxychlor	44.2960	110.7400	1.0000	44.2960	362088.01
27	8.158	Mirex	43.8679	109.6697	1.0000	43.8679	668245.82
28	8.262	Endosulfan sulfate	45.8985	114.7462	1.0000	45.8985	798596.18
30	8.582	Endrin Ketone	45.0299	112.5748	1.0000	45.0299	874750.22
31	9.595	% DCBP	73.2270	183.0674	1.0000	73.2270	1015515.05
			3243.0784	25.0000		1297.2314	25233482.17

Client Id: Continuing Calibration

Software Version: 4.1<1L22>
Date: 5/1/17 11:24 AM
Sample Name : mix 4;11u
Data File   : E:\TC2017\ECD4\05-MAY\501B004.RAW   Date: 5/1/17 08:48 AM
Sequence File: E:\TC2017\ECD4\05-MAY\PEST_SEQ.SEQ   Cycle: 4   Channel : B
Instrument   : AUTO4-DUAL_ECD   Rack/Vial: 0/2   Operator: CE
Sample Amount   : 1.0000   Dilution Factor : 1.00

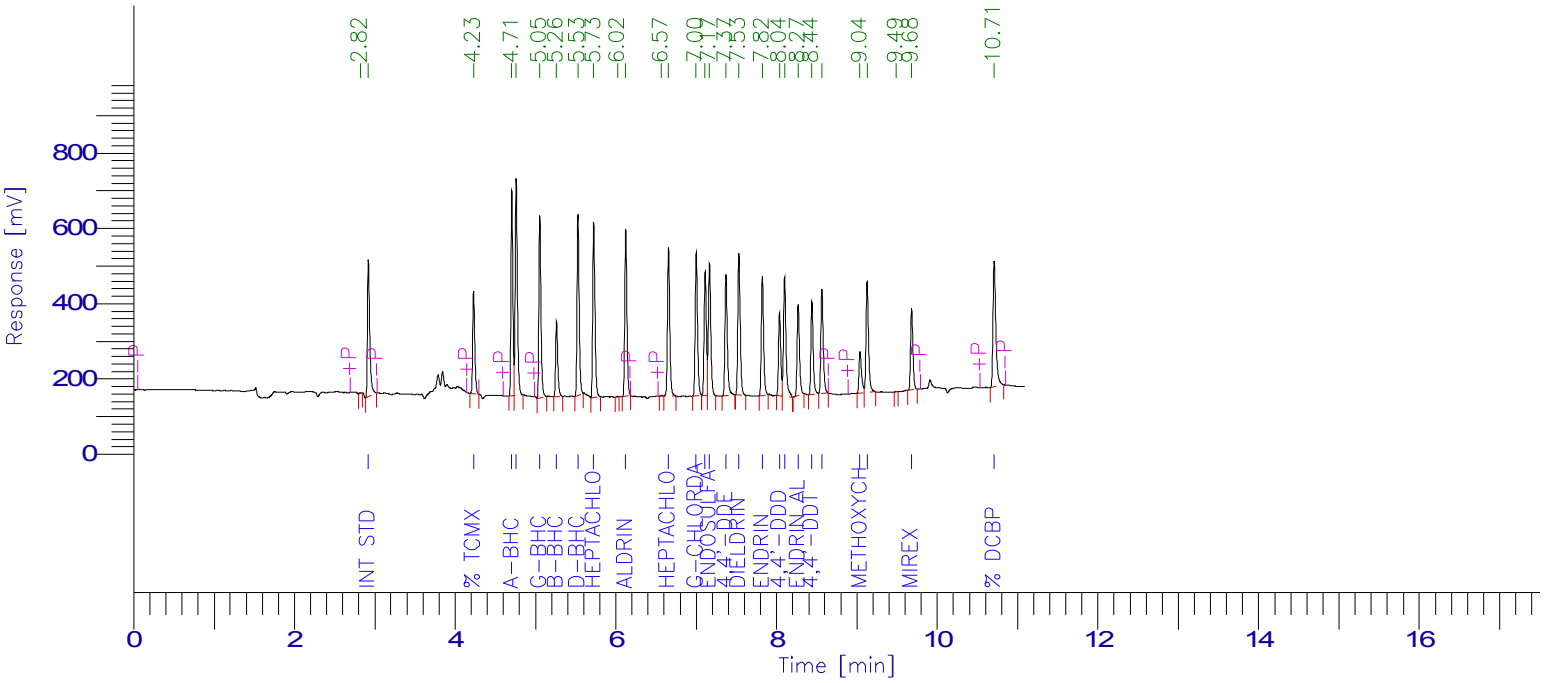

PESTICIDE REPORT

Peak #	Time [min]	Component Name	Raw Amount	Surrogate Recovery Multiplier TCMX & DCBP	Adjusted Amount for Labowrks	Area [µV·s]
2	2.919	Int Std	100.0000	250.0000	1.0000	100.0000	723223.21
3	4.229	% TCMX	74.4176	186.0439	1.0000	74.4176	489323.64
4	4.705	a-BHC	52.9437	132.3594	1.0000	52.9437	900300.33
5	4.759	Hexachlorobenzene	43.6408	109.1020	1.0000	43.6408	1099875.92
6	5.054	g-BHC	54.7987	136.9968	1.0000	54.7987	876400.74
7	5.261	b-BHC	47.4660	118.6650	1.0000	47.4660	366276.53
8	5.529	d-BHC	50.4433	126.1083	1.0000	50.4433	872200.97
9	5.726	Heptachlor	50.8481	127.1203	1.0000	50.8481	851575.53
11	6.124	Aldrin	44.8910	112.2275	1.0000	44.8910	822789.37
13	6.656	Heptachlor epoxide	40.7513	101.8782	1.0000	40.7513	784965.65
14	7.000	g-Chlordane	44.1425	110.3562	1.0000	44.1425	762666.65
15	7.112	a-Chlordane	43.4374	108.5934	1.0000	43.4374	646966.49
16	7.166	Endosulfan I	50.9583	127.3959	1.0000	50.9583	737813.42
17	7.371	4,4'-DDE	44.1283	110.3207	1.0000	44.1283	670612.72
18	7.532	Dieldrin	46.0961	115.2403	1.0000	46.0961	743122.94
19	7.823	Endrin	50.6254	126.5634	1.0000	50.6254	624482.31
20	8.038	4,4'-DDD	49.9692	124.9231	1.0000	49.9692	433470.50
21	8.101	Endosulfan II	52.0848	130.2119	1.0000	52.0848	685690.39
22	8.268	Endrin aldehyde	46.9617	117.4043	1.0000	46.9617	501234.84
23	8.440	4,4'-DDT	43.3263	108.3156	1.0000	43.3263	490605.17
24	8.565	Endosulfan sulfate	44.5729	111.4322	1.0000	44.5729	575949.77
25	9.038	Methoxychlor	46.3977	115.9943	1.0000	46.3977	244233.02
26	9.127	Endrin Ketone	48.6972	121.7430	1.0000	48.6972	643183.92
28	9.681	Mirex	43.8204	109.5509	1.0000	43.8204	440518.77
29	10.707	% DCBP	74.4463	186.1158	1.0000	74.4463	824254.69
				3224.6623	25.0000	1289.8649	16811737.48

7D
PESTICIDE CALIBRATION VERIFICATION SUMMARY
Confirmation

Lab Name: Phoenix Environmental Client: NETC

Lab Code: Phoenix Case No.: SAS No.: SDG No.: GBY06958

GC Col A: CLP ID: 0.53 (mm) Init. Calib. Date(s): 04/25/17 04/25/17

EPA Sample No.(PIBLK): hex Date Analyzed: 05/01/17

LAB Sample ID (PIBLK): hex - 501A023 Time Analyzed: 15:27

EPA Sample No.(PEM): Date Analyzed:

LAB Sample ID (PEM): Time Analyzed:

Instrument: ECD4 File: 501A023

COMPOUND	RT	RT WINDOW FROM	RT WINDOW TO	CALC AMOUNT ppb	NOM AMOUNT ppb	% D		CF
alpha-BHC		4.29	4.39	1.0U				
beta-BHC		4.68	4.78	1.0U				
delta-BHC		4.86	4.96	3.3U				
gamma-BHC (Lindane)		4.60	4.70	1.0U				
Heptachlor		5.06	5.16	3.3U				
Aldrin		5.37	5.47	1.0U				
Heptachlor Epoxide		5.98	6.12	3.3U				
Endosulfan I		6.42	6.56	3.3U				
Dieldrin		6.69	6.83	1.0U				
4,4' -DDE		6.32	6.46	1.7U				
Endrin		6.98	7.12	3.3U				
Endosulfan II		7.25	7.39	3.3U				
4,4' -DDD		7.02	7.16	1.7U				
Endosulfan Sulfate		8.21	8.35	3.3U				
4,4' -DDT		7.35	7.49	1.7U				
Methoxychlor		7.90	8.04	3.3U				
Endrin ketone		8.53	8.67	3.3U				
Endrin Aldehyde		7.73	7.87	3.3U				
alpha-Chlordane		6.26	6.40	3.3U				
gamma-Chlordane		6.11	6.25	3.3U				

QC LIMITS:
%D must be less than or equal to 20% (*) Criteria exceeded. CF=Calibration/Response Factor
Both channels need to have the compound detected for a concentration to be reported on either channel.

FORM VII PEST

7D
PESTICIDE CALIBRATION VERIFICATION SUMMARY
Primary

Lab Name: Phoenix Environmental Client: NETC

Lab Code: Phoenix Case No.: SAS No.: SDG No.: GBY06958

GC Col B: Rtx-440 ID: 0.32 (mm) Init. Calib. Date(s): 04/25/17 04/25/17

EPA Sample No.(PIBLK): hex Date Analyzed: 05/01/17

LAB Sample ID (PIBLK): hex - 501B023 Time Analyzed: 15:27

EPA Sample No.(PEM): Date Analyzed:

LAB Sample ID (PEM): Time Analyzed:

Instrument: ECD4 File: 501B023

COMPOUND	RT	RT WINDOW FROM	RT WINDOW TO	CALC AMOUNT ppb	NOM AMOUNT ppb	% D		CF
alpha-BHC		4.63	4.73	1.0U				
beta-BHC		5.18	5.28	1.0U				
delta-BHC		5.44	5.54	3.3U				
gamma-BHC (Lindane)		4.98	5.08	1.0U				
Heptachlor		5.64	5.74	3.3U				
Aldrin		6.04	6.14	1.0U				
Heptachlor Epoxide		6.54	6.68	3.3U				
Endosulfan I		7.05	7.19	3.3U				
Dieldrin		7.41	7.55	1.0U				
4,4' -DDE		7.25	7.39	1.7U				
Endrin		7.70	7.84	3.3U				
Endosulfan II		7.98	8.12	3.3U				
4,4' -DDD		7.91	8.05	1.7U				
Endosulfan Sulfate		8.44	8.58	3.3U				
4,4' -DDT		8.31	8.45	1.7U				
Methoxychlor		8.91	9.05	3.3U				
Endrin ketone		9.00	9.14	3.3U				
Endrin Aldehyde		8.15	8.29	3.3U				
alpha-Chlordane		6.99	7.13	3.3U				
gamma-Chlordane		6.88	7.02	3.3U				

QC LIMITS:
%D must be less than or equal to 20% (*) Criteria exceeded. CF=Calibration/Response Factor
Both channels need to have the compound detected for a concentration to be reported on either channel.

FORM VII PEST

Client Id: Continuing Blank

Software Version: 4.1<1L22>
Date: 5/2/17 08:13 AM
Sample Name : hex
Data File   : E:\TC2017\ECD4\05-MAY\501A023.RAW   Date: 5/1/17 03:27 PM
Sequence File: E:\TC2017\ECD4\05-MAY\PEST_SEQ.SEQ   Cycle: 23   Channel : A
Instrument   : AUTO4-DUAL_ECD   Rack/Vial: 0/1   Operator: CE
Sample Amount   : 1.0000   Dilution Factor : 1.00

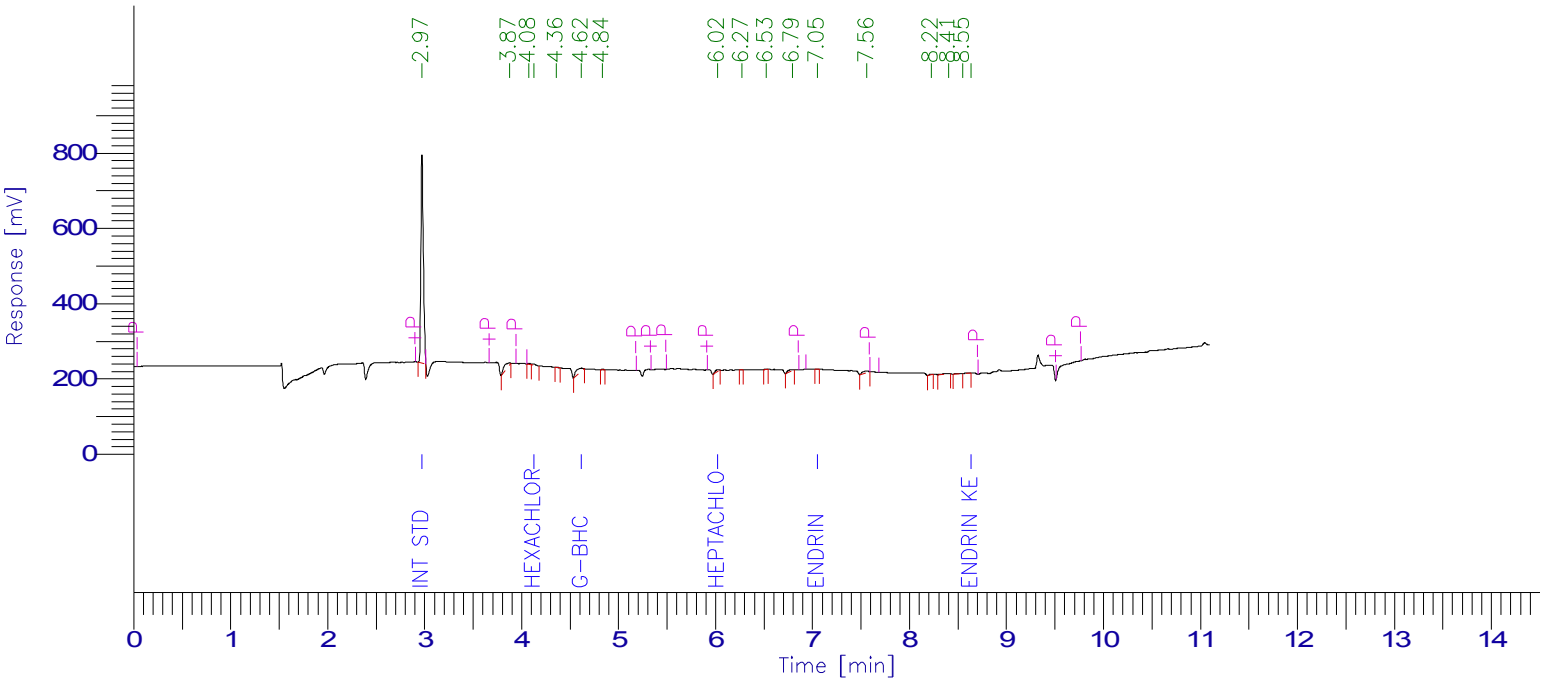

PESTICIDE REPORT

Peak #	Time [min]	Component Name	Raw Amount	Surrogate Recovery TCMX & DCBP	Multiplier	Adjusted Amount for Labowrks	Area [µV·s]
1	2.972	Int Std	100.0000	250.0000	1.0000	100.0000	992389.80
0	3.740	% TCMX	0.0000	0.0000	1.0000	0.0000	0.00
4	4.126	Hexachlorobenzene	0.2333	0.5833	1.0000	0.2333	6609.22
0	4.308	a-BHC	0.0000	0.0000	1.0000	0.0000	0.00
6	4.618	g-BHC	1.9210	4.8025	1.0000	1.9210	59162.34
0	4.704	b-BHC	0.0000	0.0000	1.0000	0.0000	0.00
0	4.883	d-BHC	0.0000	0.0000	1.0000	0.0000	0.00
0	5.087	Heptachlor	0.0000	0.0000	1.0000	0.0000	0.00
0	5.403	Aldrin	0.0000	0.0000	1.0000	0.0000	0.00
8	6.021	Heptachlor epoxide	0.6516	1.6289	1.0000	0.6516	16250.56
0	6.162	g-Chlordane	0.0000	0.0000	1.0000	0.0000	0.00
0	6.306	a-Chlordane	0.0000	0.0000	1.0000	0.0000	0.00
0	6.374	4,4'-DDE	0.0000	0.0000	1.0000	0.0000	0.00
0	6.469	Endosulfan I	0.0000	0.0000	1.0000	0.0000	0.00
0	6.740	Dieldrin	0.0000	0.0000	1.0000	0.0000	0.00
12	7.052	Endrin	0.0550	0.1376	1.0000	0.0550	1070.78
0	7.071	4,4'-DDD	0.0000	0.0000	1.0000	0.0000	0.00
0	7.297	Endosulfan II	0.0000	0.0000	1.0000	0.0000	0.00
0	7.405	4,4'-DDT	0.0000	0.0000	1.0000	0.0000	0.00
0	7.774	Endrin aldehyde	0.0000	0.0000	1.0000	0.0000	0.00
0	7.950	Methoxychlor	0.0000	0.0000	1.0000	0.0000	0.00
0	8.158	Mirex	0.0000	0.0000	1.0000	0.0000	0.00
0	8.262	Endosulfan sulfate	0.0000	0.0000	1.0000	0.0000	0.00
17	8.635	Endrin Ketone	0.0672	0.1681	1.0000	0.0672	1314.82
0	9.595	% DCBP	0.0000	0.0000	1.0000	0.0000	0.00
				257.3204	25.0000	102.9281	1076797.53

Client Id: Continuing Blank

Software Version: 4.1<1L22>
Date: 5/2/17 08:13 AM
Sample Name : hex
Data File   : E:\TC2017\ECD4\05-MAY\501B023.RAW   Date: 5/1/17 03:27 PM
Sequence File: E:\TC2017\ECD4\05-MAY\PEST_SEQ.SEQ   Cycle: 23   Channel : B
Instrument   : AUTO4-DUAL_ECD   Rack/Vial: 0/1   Operator: CE
Sample Amount   : 1.0000   Dilution Factor : 1.00

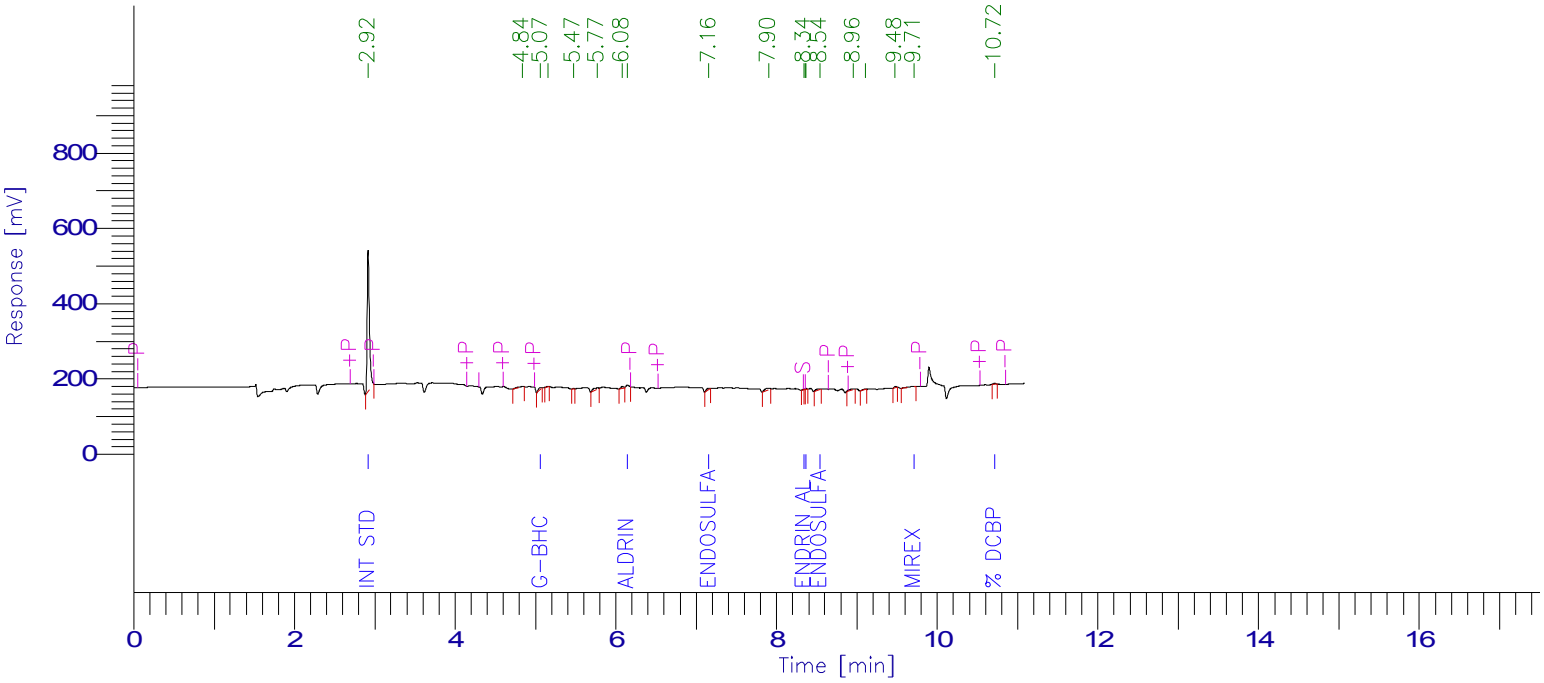

PESTICIDE REPORT

Peak #	Time [min]	Component Name	Raw Amount	Surrogate Recovery Multiplier TCMX & DCBP	Adjusted Amount for Labowrks	Area [µV·s]
1	2.916	Int Std	100.0000	250.0000 1.0000	100.0000	736975.69
0	4.229	% TCMX	0.0000	0.0000 1.0000	0.0000	0.00
0	4.704	a-BHC	0.0000	0.0000 1.0000	0.0000	0.00
0	4.759	Hexachlorobenzene	0.0000	0.0000 1.0000	0.0000	0.00
3	5.065	g-BHC	0.9552	2.3880 1.0000	0.9552	15566.78
0	5.261	b-BHC	0.0000	0.0000 1.0000	0.0000	0.00
0	5.529	d-BHC	0.0000	0.0000 1.0000	0.0000	0.00
0	5.726	Heptachlor	0.0000	0.0000 1.0000	0.0000	0.00
8	6.146	Aldrin	0.8305	2.0762 1.0000	0.8305	15511.01
0	6.656	Heptachlor epoxide	0.0000	0.0000 1.0000	0.0000	0.00
0	7.000	g-Chlordane	0.0000	0.0000 1.0000	0.0000	0.00
0	7.114	a-Chlordane	0.0000	0.0000 1.0000	0.0000	0.00
9	7.160	Endosulfan I	0.8163	2.0406 1.0000	0.8163	12043.06
0	7.371	4,4'-DDE	0.0000	0.0000 1.0000	0.0000	0.00
0	7.532	Dieldrin	0.0000	0.0000 1.0000	0.0000	0.00
0	7.823	Endrin	0.0000	0.0000 1.0000	0.0000	0.00
0	8.038	4,4'-DDD	0.0000	0.0000 1.0000	0.0000	0.00
0	8.101	Endosulfan II	0.0000	0.0000 1.0000	0.0000	0.00
11	8.339	Endrin aldehyde	0.1105	0.2762 1.0000	0.1105	1201.70
13	8.367	4,4'-DDT	0.1907	0.4769 1.0000	0.1907	2201.01
14	8.538	Endosulfan sulfate	0.9767	2.4419 1.0000	0.9767	12861.01
0	9.038	Methoxychlor	0.0000	0.0000 1.0000	0.0000	0.00
0	9.138	Endrin Ketone	0.0000	0.0000 1.0000	0.0000	0.00
18	9.714	Mirex	1.1172	2.7931 1.0000	1.1172	11444.90
19	10.716	% DCBP	0.4138	1.0346 1.0000	0.4138	4669.05
				263.5274 25.0000	105.4110	812474.21

7D
PESTICIDE CALIBRATION VERIFICATION SUMMARY
Confirmation

Lab Name: Phoenix Environmental Client: NETC

Lab Code: Phoenix Case No.: SAS No.: SDG No.: GBY06958

GC Col A: CLP ID: 0.53 (mm) Init. Calib. Date(s): 04/25/17 04/25/17

EPA Sample No.(PIBLK): Date Analyzed:

LAB Sample ID (PIBLK): Time Analyzed:

EPA Sample No.(PEM): mix 4;11u Date Analyzed: 05/01/17

LAB Sample ID (PEM): mix 4;11u - 501A024 Time Analyzed: 15:43

Instrument: ECD4 File: 501A024

COMPOUND	RT	RT WINDOW FROM	RT WINDOW TO	RAW AMOUNT ppb	NOM AMOUNT ppb	% D		CF
alpha-BHC	4.29	4.29	4.39	44	50	12		2.891
beta-BHC	4.69	4.68	4.78	48	50	4		1.119
delta-BHC	4.87	4.86	4.96	45	50	10		2.731
gamma-BHC (Lindane)	4.61	4.60	4.70	44	50	12		3.103
Heptachlor	5.07	5.06	5.16	45	50	10		2.640
Aldrin	5.38	5.37	5.47	44	50	12		2.654
Heptachlor Epoxide	6.01	5.98	6.12	44	50	12		2.513
Endosulfan I	6.45	6.42	6.56	44	50	12		2.336
Dieldrin	6.73	6.69	6.83	41	50	18		2.280
4,4' -DDE	6.36	6.32	6.46	42	50	16		2.156
Endrin	7.01	6.98	7.12	48	50	4		1.960
Endosulfan II	7.28	7.25	7.39	46	50	8		2.047
4,4' -DDD	7.06	7.02	7.16	48	50	4		1.583
Endosulfan Sulfate	8.25	8.21	8.35	41	50	18		1.765
4,4' -DDT	7.39	7.35	7.49	45	50	10		1.697
Methoxychlor	7.94	7.90	8.04	43	50	14		0.829
Endrin ketone	8.57	8.53	8.67	40	50	20		1.971
Endrin Aldehyde	7.76	7.73	7.87	43	50	14		1.657
alpha-Chlordane	6.29	6.26	6.40	40	50	20		2.568
gamma-Chlordane	6.15	6.11	6.25	38	50	24	*	2.820
Decachlorobiphenyl	9.58	9.51	9.71	63	80	21		1.407
Tetrachloro-m-xylene	3.73	3.72	3.82	67	80	16		1.082

QC LIMITS:
%D must be less than or equal to 20% (*) Criteria exceeded. CF=Calibration/Response Factor

FORM VII PEST

7D
PESTICIDE CALIBRATION VERIFICATION SUMMARY
Primary

Lab Name: Phoenix Environmental Client: NETC

Lab Code: Phoenix Case No.: SAS No.: SDG No.: GBY06958

GC Col B: Rtx-440 ID: 0.32 (mm) Init. Calib. Date(s): 04/25/17 04/25/17

EPA Sample No.(PIBLK): Date Analyzed:

LAB Sample ID (PIBLK): Time Analyzed:

EPA Sample No.(PEM): mix 4;11u Date Analyzed: 05/01/17

LAB Sample ID (PEM): mix 4;11u - 501B024 Time Analyzed: 15:43

Instrument: ECD4 File: 501B024

COMPOUND	RT	RT WINDOW FROM	RT WINDOW TO	RAW AMOUNT ppb	NOM AMOUNT ppb	% D		CF
alpha-BHC	4.69	4.63	4.73	57	50	14		2.351
beta-BHC	5.25	5.18	5.28	50	50	0		1.067
delta-BHC	5.52	5.44	5.54	52	50	4		2.391
gamma-BHC (Lindane)	5.04	4.98	5.08	58	50	16		2.211
Heptachlor	5.71	5.64	5.74	52	50	4		2.316
Aldrin	6.11	6.04	6.14	47	50	6		2.534
Heptachlor Epoxide	6.64	6.54	6.68	43	50	14		2.663
Endosulfan I	7.15	7.05	7.19	51	50	2		2.002
Dieldrin	7.52	7.41	7.55	47	50	6		2.229
4,4' -DDE	7.36	7.25	7.39	45	50	10		2.101
Endrin	7.81	7.70	7.84	46	50	8		1.706
Endosulfan II	8.09	7.98	8.12	53	50	6		1.820
4,4' -DDD	8.03	7.91	8.05	51	50	2		1.199
Endosulfan Sulfate	8.55	8.44	8.58	46	50	8		1.787
4,4' -DDT	8.43	8.31	8.45	42	50	16		1.566
Methoxychlor	9.03	8.91	9.05	43	50	14		0.728
Endrin ketone	9.12	9.00	9.14	47	50	6		1.826
Endrin Aldehyde	8.26	8.15	8.29	49	50	2		1.476
alpha-Chlordane	7.10	6.99	7.13	42	50	16		2.059
gamma-Chlordane	6.99	6.88	7.02	46	50	8		2.389
Decachlorobiphenyl	10.70	10.54	10.74	74	80	8		1.531
Tetrachloro-m-xylene	4.22	4.16	4.26	79	80	1		0.909

QC LIMITS:
%D must be less than or equal to 20% (*) Criteria exceeded. CF=Calibration/Response Factor

FORM VII PEST

Client Id: Continuing Calibration

Software Version: 4.1<1L22>
Date: 5/2/17 08:14 AM
Sample Name : mix 4;11u
Data File   : E:\TC2017\ECD4\05-MAY\501A024.RAW   Date: 5/1/17 03:43 PM
Sequence File: E:\TC2017\ECD4\05-MAY\PEST_SEQ.SEQ   Cycle: 24   Channel : A
Instrument   : AUTO4-DUAL_ECD   Rack/Vial: 0/18   Operator: CE
Sample Amount   : 1.0000   Dilution Factor : 1.00

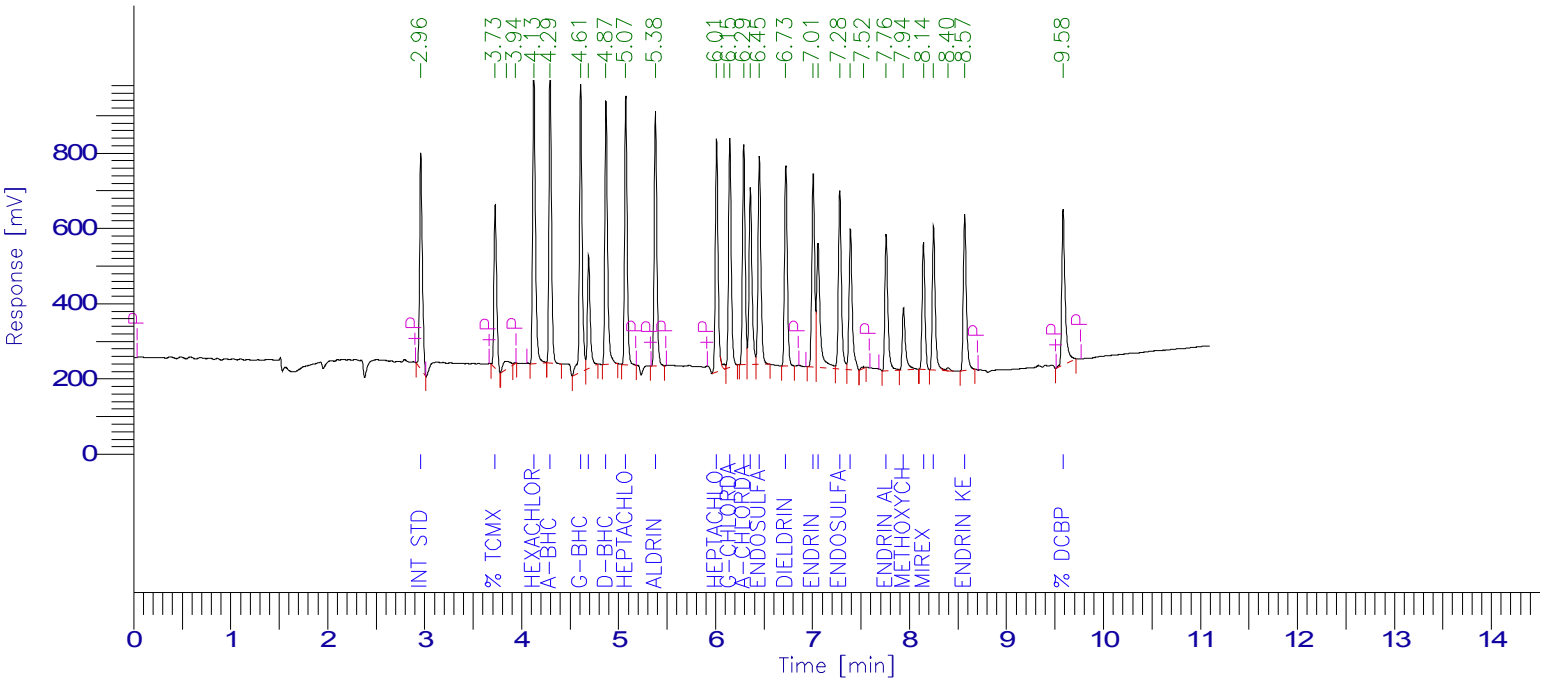

PESTICIDE REPORT

Peak #	Time [min]	Component Name	Raw Amount	Surrogate Recovery TCMX & DCBP	Multiplier	Adjusted Amount for Labowrks	Area [µV·s]
1	2.960	Int Std	100.0000	250.0000	1.0000	100.0000	1106653.07
2	3.727	% TCMX	66.8309	167.0772	1.0000	66.8309	800504.14
5	4.127	Hexachlorobenzene	48.5545	121.3862	1.0000	48.5545	1533855.71
6	4.292	a-BHC	44.4657	111.1642	1.0000	44.4657	1422439.60
7	4.609	g-BHC	43.6049	109.0124	1.0000	43.6049	1497559.37
8	4.691	b-BHC	48.4617	121.1543	1.0000	48.4617	600351.77
9	4.871	d-BHC	44.8077	112.0192	1.0000	44.8077	1354228.48
10	5.074	Heptachlor	44.9339	112.3348	1.0000	44.9339	1312753.58
11	5.380	Aldrin	43.6588	109.1471	1.0000	43.6588	1282309.20
12	6.011	Heptachlor epoxide	44.4596	111.1491	1.0000	44.4596	1236527.42
14	6.147	g-Chlordane	38.0892	95.2230	1.0000	38.0892	1188814.87
15	6.291	a-Chlordane	39.5361	98.8401	1.0000	39.5361	1123424.32
16	6.358	4,4'-DDE	41.9586	104.8966	1.0000	41.9586	1000926.52
17	6.452	Endosulfan I	43.8721	109.6803	1.0000	43.8721	1134249.54
18	6.725	Dieldrin	41.3808	103.4519	1.0000	41.3808	1044105.06
19	7.007	Endrin	47.7501	119.3753	1.0000	47.7501	1035780.62
20	7.057	4,4'-DDD	48.2665	120.6662	1.0000	48.2665	845524.90
21	7.281	Endosulfan II	45.5640	113.9100	1.0000	45.5640	1032179.01
22	7.391	4,4'-DDT	44.7556	111.8890	1.0000	44.7556	840488.80
24	7.760	Endrin aldehyde	43.3214	108.3035	1.0000	43.3214	794479.05
25	7.938	Methoxychlor	42.6541	106.6354	1.0000	42.6541	391442.97
26	8.144	Mirex	39.5703	98.9257	1.0000	39.5703	676731.46
27	8.248	Endosulfan sulfate	41.2641	103.1602	1.0000	41.2641	806043.78
29	8.569	Endrin Ketone	40.4134	101.0336	1.0000	40.4134	881386.09
30	9.584	% DCBP	63.4818	158.7045	1.0000	63.4818	988375.58
			2979.1397	25.0000		1191.6559	25931134.91

Client Id: Continuing Calibration

Software Version: 4.1<1L22>
Date: 5/2/17 08:14 AM
Sample Name : mix 4;11u
Data File   : E:\TC2017\ECD4\05-MAY\501B024.RAW   Date: 5/1/17 03:43 PM
Sequence File: E:\TC2017\ECD4\05-MAY\PEST_SEQ.SEQ   Cycle: 24   Channel : B
Instrument   : AUTO4-DUAL_ECD   Rack/Vial: 0/18   Operator: CE
Sample Amount   : 1.0000   Dilution Factor : 1.00

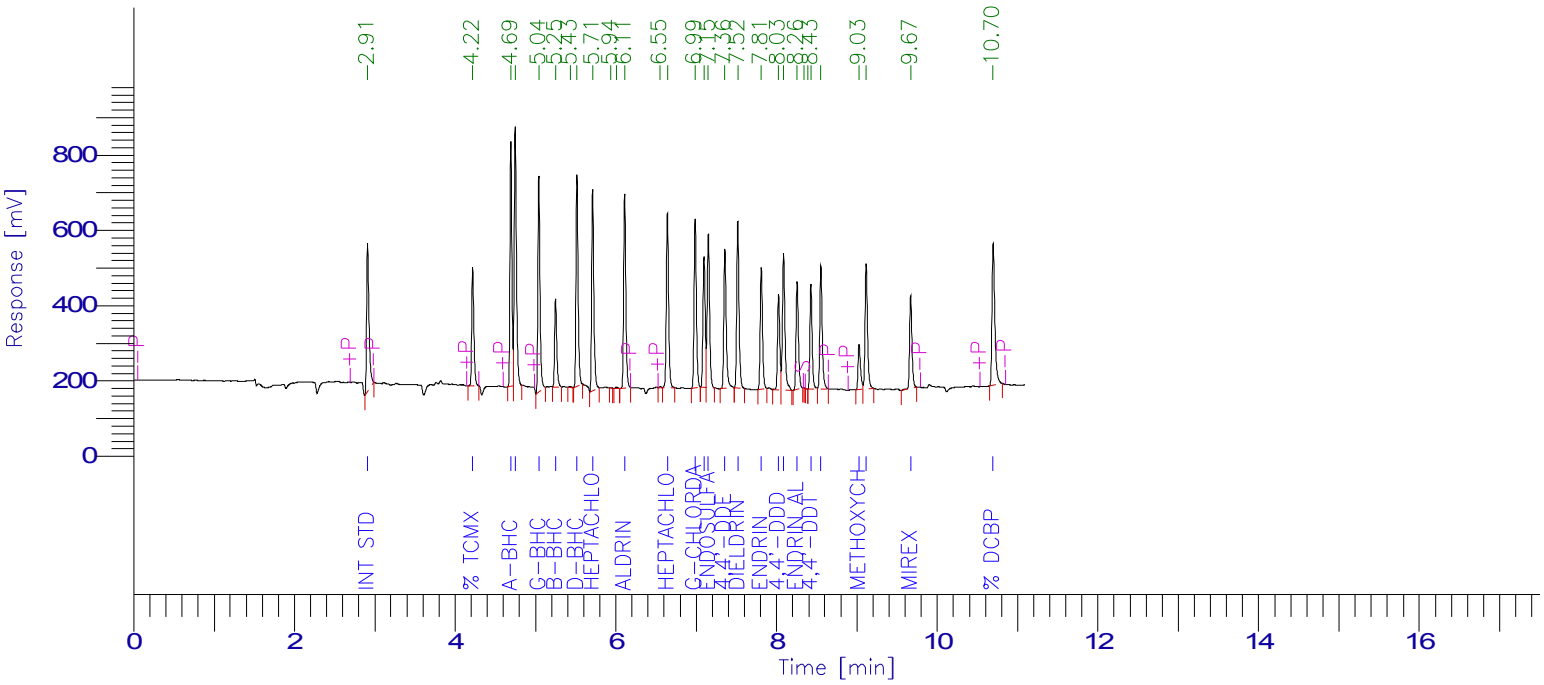

PESTICIDE REPORT

Peak #	Time [min]	Component Name	Raw Amount	Surrogate Recovery TCMX & DCBP	Multiplier	Adjusted Amount for Labowrks	Area [µV·s]
1	2.909	Int Std	100.0000	250.0000	1.0000	100.0000	815777.69
2	4.218	% TCMX	78.6958	196.7396	1.0000	78.6958	583676.16
3	4.693	a-BHC	56.6741	141.6853	1.0000	56.6741	1087068.58
4	4.747	Hexachlorobenzene	46.2778	115.6945	1.0000	46.2778	1315598.35
5	5.042	g-BHC	57.7698	144.4246	1.0000	57.7698	1042156.07
6	5.249	b-BHC	49.8049	124.5122	1.0000	49.8049	433508.71
8	5.516	d-BHC	52.4001	131.0002	1.0000	52.4001	1021984.42
9	5.712	Heptachlor	52.3546	130.8865	1.0000	52.3546	989014.63
12	6.110	Aldrin	47.2699	118.1748	1.0000	47.2699	977268.89
14	6.642	Heptachlor epoxide	42.6267	106.5668	1.0000	42.6267	926170.57
15	6.986	g-Chlordane	46.0325	115.0812	1.0000	46.0325	897101.87
16	7.097	a-Chlordane	41.9125	104.7812	1.0000	41.9125	704143.64
17	7.151	Endosulfan I	51.4438	128.6094	1.0000	51.4438	840162.57
18	7.357	4,4'-DDE	45.2213	113.0532	1.0000	45.2213	775170.30
19	7.519	Dieldrin	47.4595	118.6487	1.0000	47.4595	863015.35
20	7.810	Endrin	46.3023	115.7558	1.0000	46.3023	644249.86
21	8.026	4,4'-DDD	51.4809	128.7021	1.0000	51.4809	503734.82
22	8.089	Endosulfan II	52.9028	132.2569	1.0000	52.9028	785588.29
23	8.255	Endrin aldehyde	48.5957	121.4893	1.0000	48.5957	585052.32
26	8.428	4,4'-DDT	41.8713	104.6782	1.0000	41.8713	534806.40
27	8.552	Endosulfan sulfate	46.3748	115.9369	1.0000	46.3748	675920.07
28	9.027	Methoxychlor	42.9671	107.4177	1.0000	42.9671	255119.16
29	9.115	Endrin Ketone	47.4552	118.6379	1.0000	47.4552	706991.53
30	9.669	Mirex	45.0606	112.6515	1.0000	45.0606	510957.78
31	10.695	% DCBP	74.1479	185.3699	1.0000	74.1479	926012.20
			3282.7544		25.0000	1313.1018	19400250.21

Client Id: Toxaphene Standard

Software Version: 4.1<1L22>
Date: 4/25/17 11:21 AM
Sample Name : TOX 1000;10Y
Data File   : E:\TC2017\ECD35\04-APR\425A007.RAW   Date: 4/25/17 10:19 AM
Sequence File: E:\TC2017\ECD35\04-APR\PEST_SEQ.SEQ   Cycle: 738   Channel : A
Instrument   : AUTO_ECD35   Rack/Vial: 0/5   Operator: ce
Sample Amount   : 1.0000   Dilution Factor : 1.00

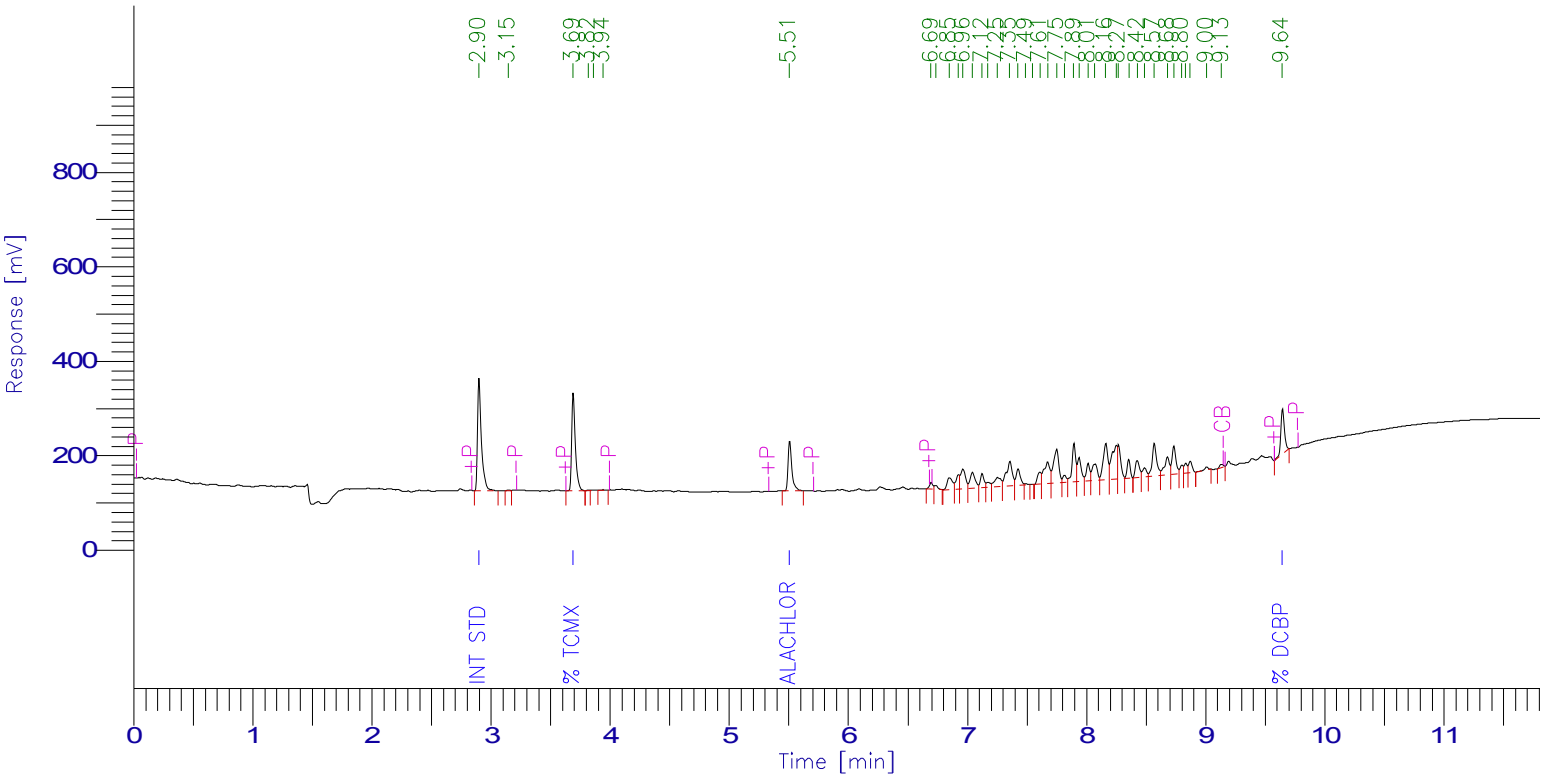

Toxaphene Timed Report

Peak #	Time [min]	Component Name	Raw Amount	Area [µV·s]
1	2.902	Int Std	100.0000	538428.17
3	3.692	% TCMX	49.6286	439984.07
7	5.506	Alachlor	19.1246	233582.64
	7.950	Toxaphene	770.7630	3148122.13
43	9.641	% DCBP	40.4794	203384.55
			979.9956	4563501.56

Client Id: Toxaphene Standard

Software Version: 4.1<1L22>
Date: 4/25/17 11:21 AM
Sample Name : TOX 1000;10Y
Data File   : E:\TC2017\ECD35\04-APR\425B007.RAW   Date: 4/25/17 10:19 AM
Sequence File: E:\TC2017\ECD35\04-APR\PEST_SEQ.SEQ   Cycle: 738   Channel : B
Instrument   : AUTO_ECD35   Rack/Vial: 0/5   Operator: ce
Sample Amount   : 1.0000   Dilution Factor : 1.00

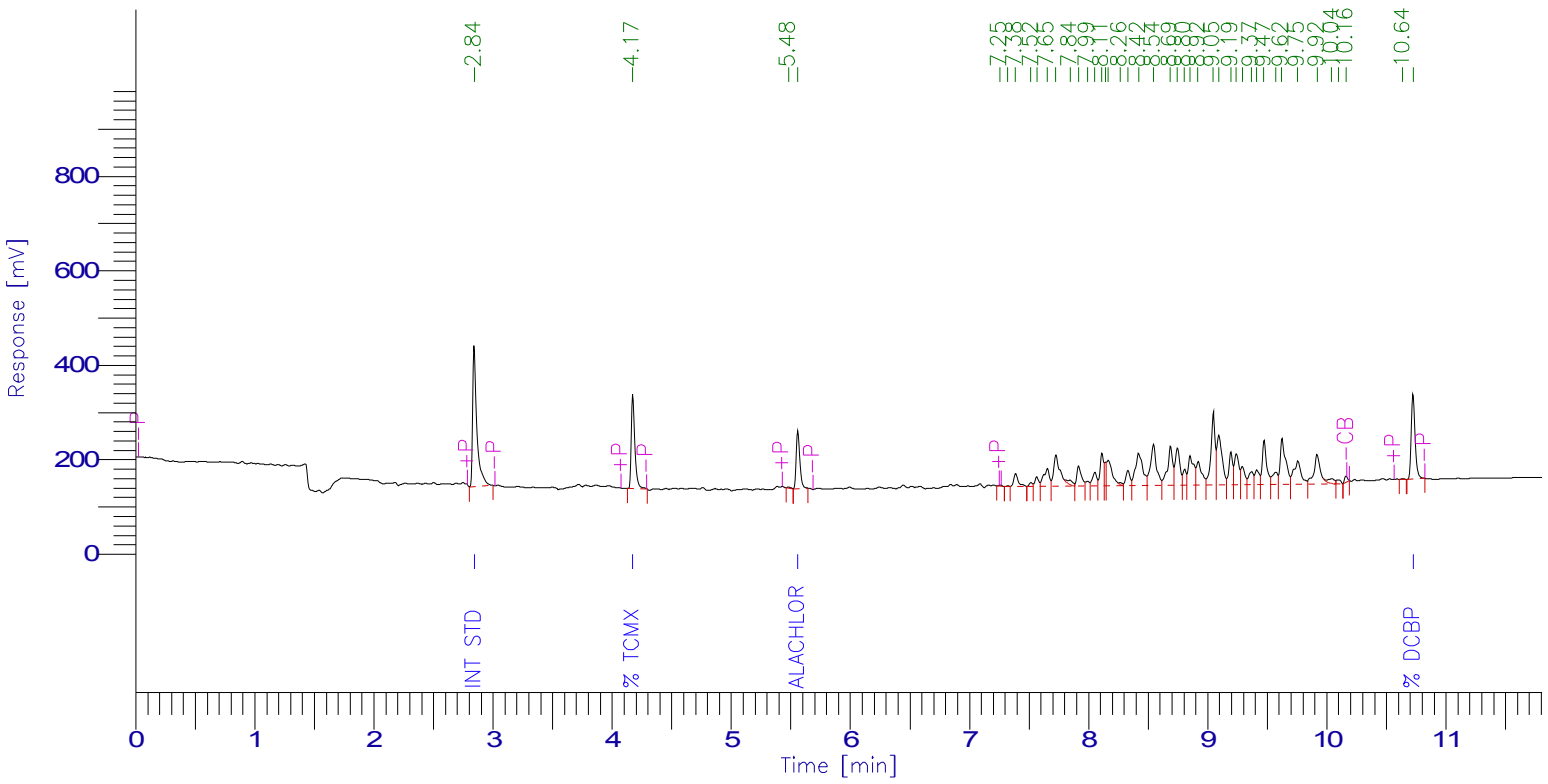

Toxaphene Timed Report

Peak #	Time [min]	Component Name	Raw Amount	Area [µV·s]
1	2.844	Int Std	100.0000	730067.19
2	4.172	% TCMX	51.9538	414724.56
4	5.558	Alachlor	21.2346	254822.98
	8.700	Toxaphene	875.9205	5185158.25
44	10.722	% DCBP	49.5938	403065.47
			1098.7027	6987838.45

Software Version: 4.1<1L22>
Date: 7/10/2017 08:26 AM
Sample Name : C 300;11C
Data File   : E:\TC2017\ECD35\04-APR\425A035.RAW   Date: 4/25/2017 07:12 PM
Sequence File: E:\TC2017\ECD35\04-APR\PEST_SEQ.SEQ   Cycle: 766   Channel : A
Instrument   : AUTO_ECD35   Rack/Vial: 0/28   Operator: ce
Sample Amount   : 1.0000   Dilution Factor : 1.00

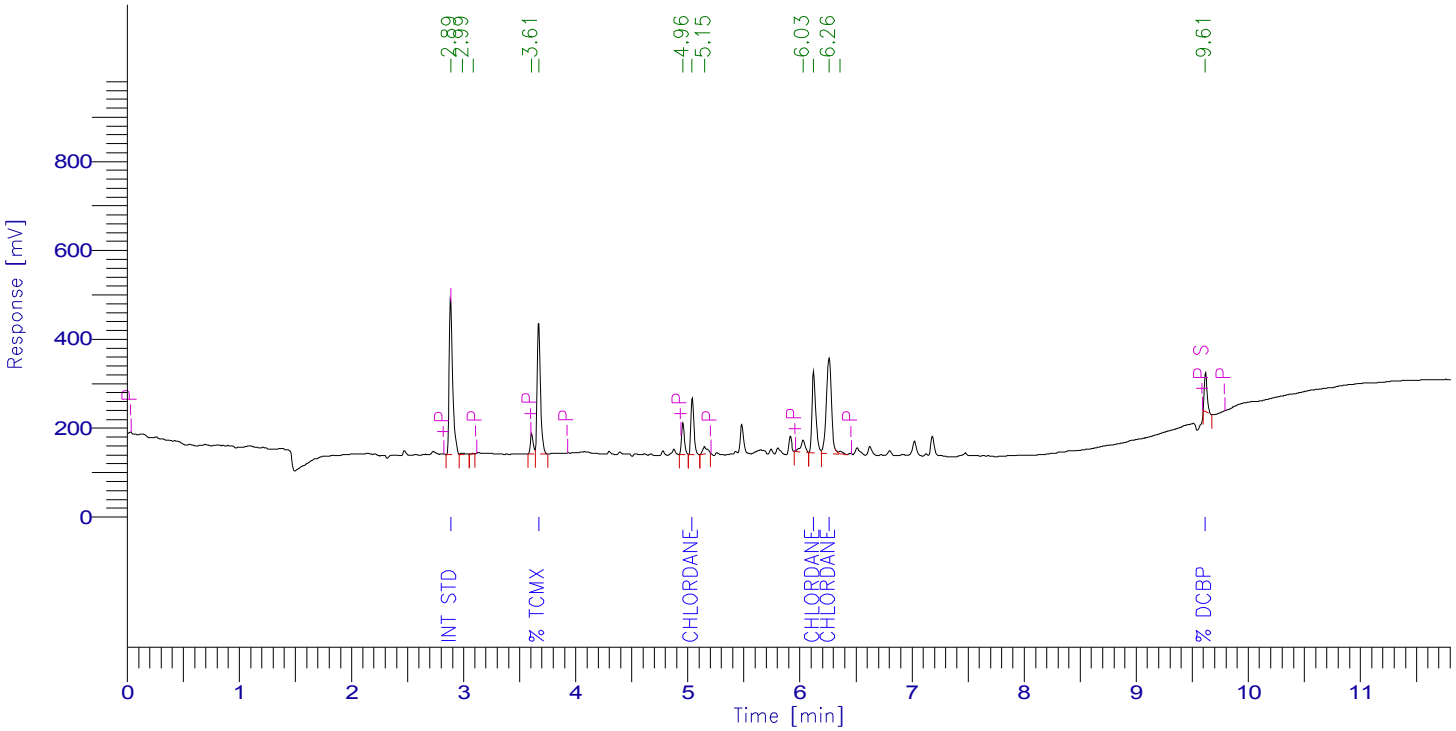

Chlordane Report

Peak #	Time [min]	Component Name	Raw Amount	Multiplier	Adjusted Amt for Labworks	Area [µV·s]
1	2.887	Int Std	100.0000	1.0000	100.0000	746583.43
5	3.672	% TCMX	53.8391	1.0000	53.8391	590284.20
7	5.038	Chlordane-1	252.6062	1.0000	252.6062	238212.21
10	6.123	Chlordane-2	256.2614	1.0000	256.2614	436311.58
11	6.261	Chlordane-3	263.0030	1.0000	263.0030	689998.99
13	9.614	% DCBP	25.8434	1.0000	25.8434	149536.05
			951.5531	6.0000	951.5531	2850926.46

Client Id: Chlordane Standard

Software Version: 4.1<1L22>
Date: 4/26/17 09:43 AM
Sample Name : C 300;11C
Data File   : E:\TC2017\ECD35\04-APR\425B035.RAW   Date: 4/25/17 07:12 PM
Sequence File: E:\TC2017\ECD35\04-APR\PEST_SEQ.SEQ   Cycle: 766   Channel : B
Instrument   : AUTO_ECD35   Rack/Vial: 0/28   Operator: ce
Sample Amount   : 1.0000   Dilution Factor : 1.00

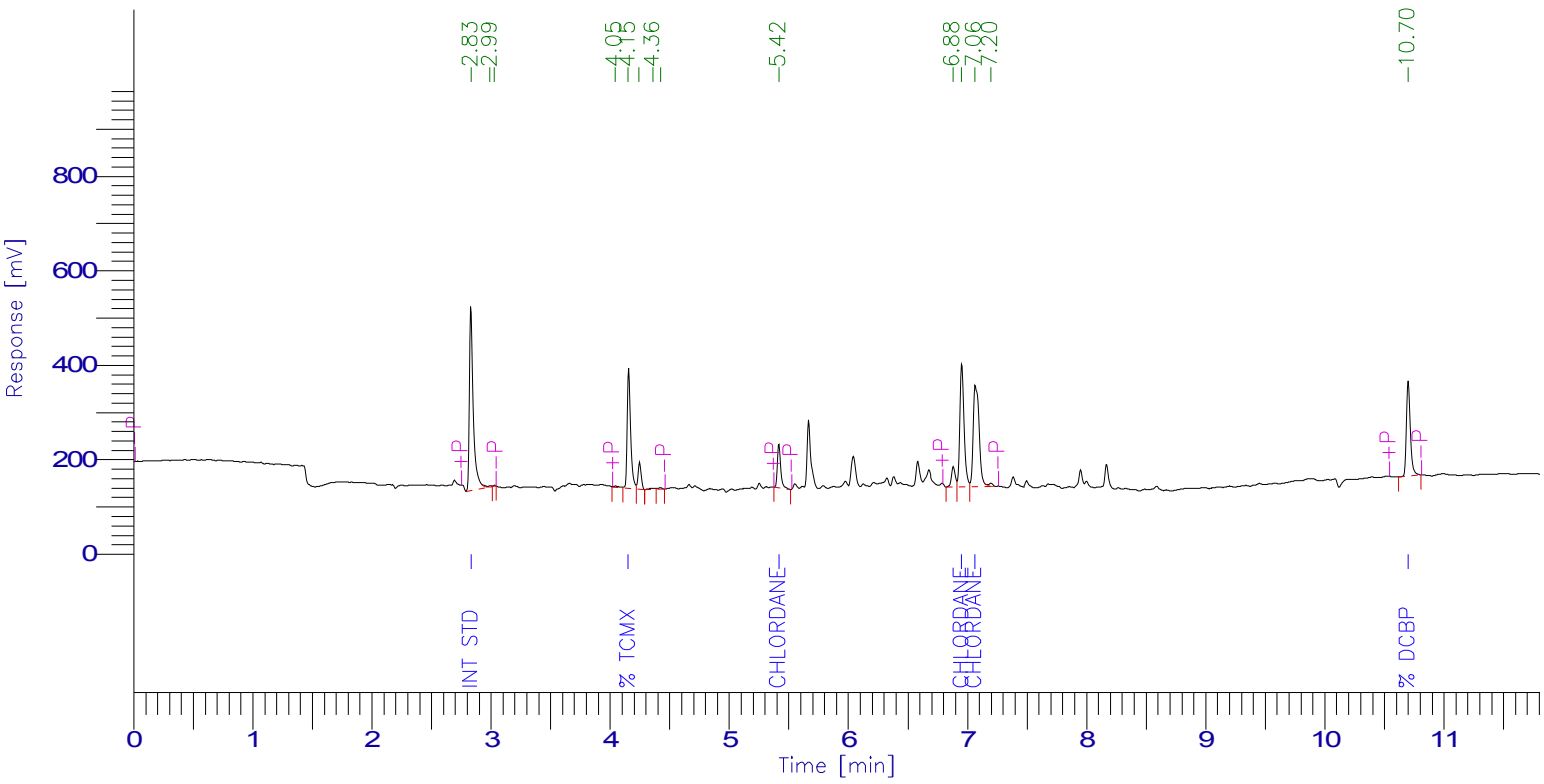

Chlordane Report

Peak #	Time [min]	Component Name	Raw Amount	Multiplier	Adjusted Amt for Labworks	Area [µV·s]
1	2.834	Int Std	100.0000	1.0000	100.0000	877034.23
5	4.154	% TCMX	61.2620	1.0000	61.2620	505575.52
9	5.417	Chlordane-1	284.5569	1.0000	284.5569	177992.99
11	6.951	Chlordane-2	327.0733	1.0000	327.0733	641172.11
12	7.063	Chlordane-3	327.6828	1.0000	327.6828	741160.40
14	10.698	% DCBP	56.8006	1.0000	56.8006	457074.06
			1157.3755	6.0000	1157.3755	3400009.30

Client Id: Toxaphene Standard

Software Version: 4.1<1L22>
Date: 4/26/17 01:07 PM
Sample Name : TOX 1000;10Y
Data File   : E:\TC2017\ECD35\04-APR\426A007.RAW   Date: 4/26/17 09:29 AM
Sequence File: E:\TC2017\ECD35\04-APR\PEST_SEQ.SEQ   Cycle: 799   Channel : A
Instrument   : AUTO_ECD35   Rack/Vial: 0/5   Operator: ce
Sample Amount   : 1.0000   Dilution Factor : 1.00

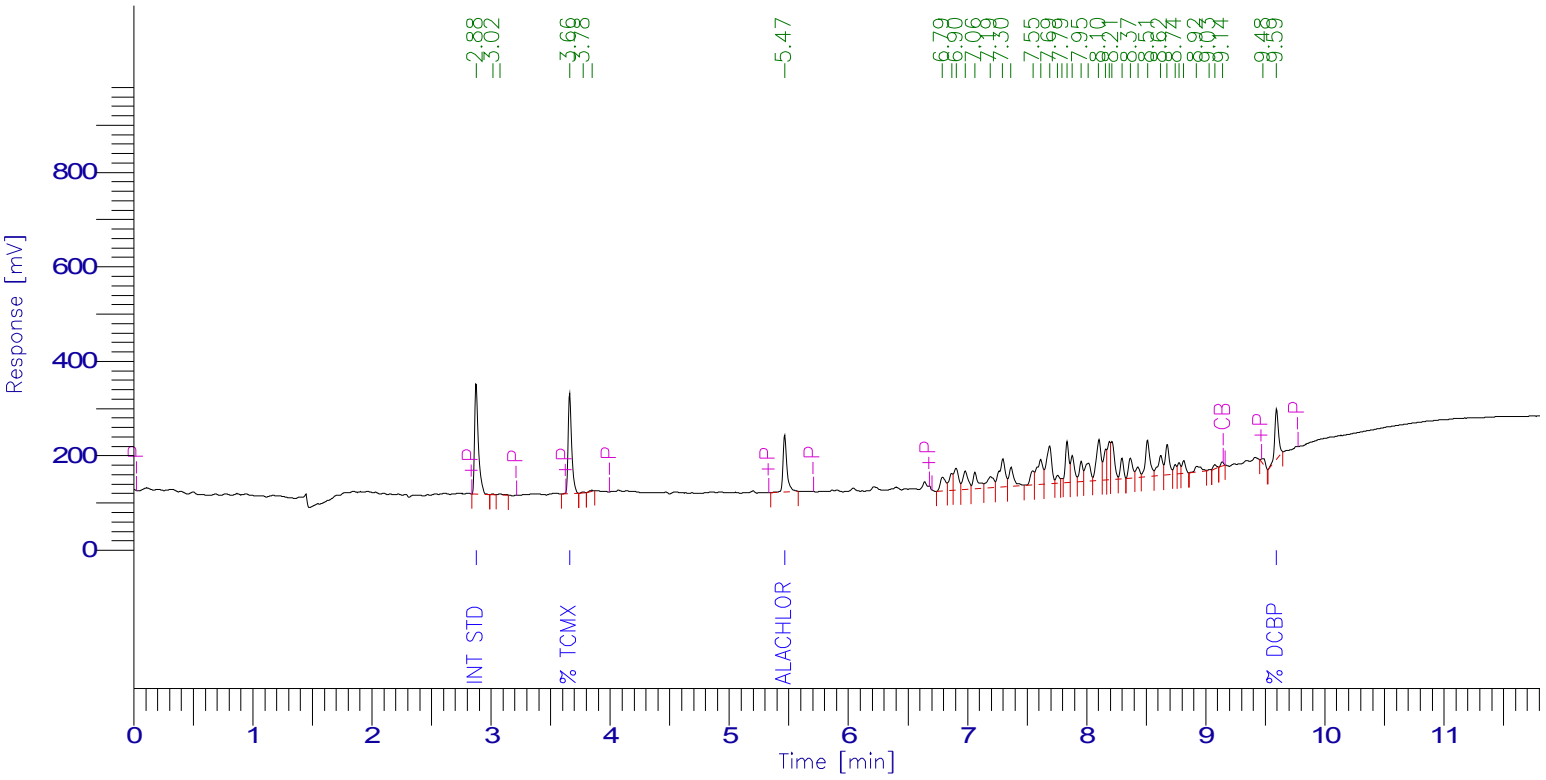

Toxaphene Timed Report

Peak #	Time [min]	Component Name	Raw Amount	Area [µV·s]
1	2.877	Int Std	100.0000	515897.30
4	3.662	% TCMX	51.7163	439306.47
7	5.465	Alachlor	23.0119	269299.42
	7.950	Toxaphene	920.7367	3603310.16
43	9.591	% DCBP	49.4716	238163.85
			1144.9364	5065977.21

Client Id: Toxaphene Standard

Software Version: 4.1<1L22>
Date: 4/26/17 01:07 PM
Sample Name : TOX 1000;10Y
Data File   : E:\TC2017\ECD35\04-APR\426B007.RAW   Date: 4/26/17 09:29 AM
Sequence File: E:\TC2017\ECD35\04-APR\PEST_SEQ.SEQ   Cycle: 799   Channel : B
Instrument   : AUTO_ECD35   Rack/Vial: 0/5   Operator: ce
Sample Amount   : 1.0000   Dilution Factor : 1.00

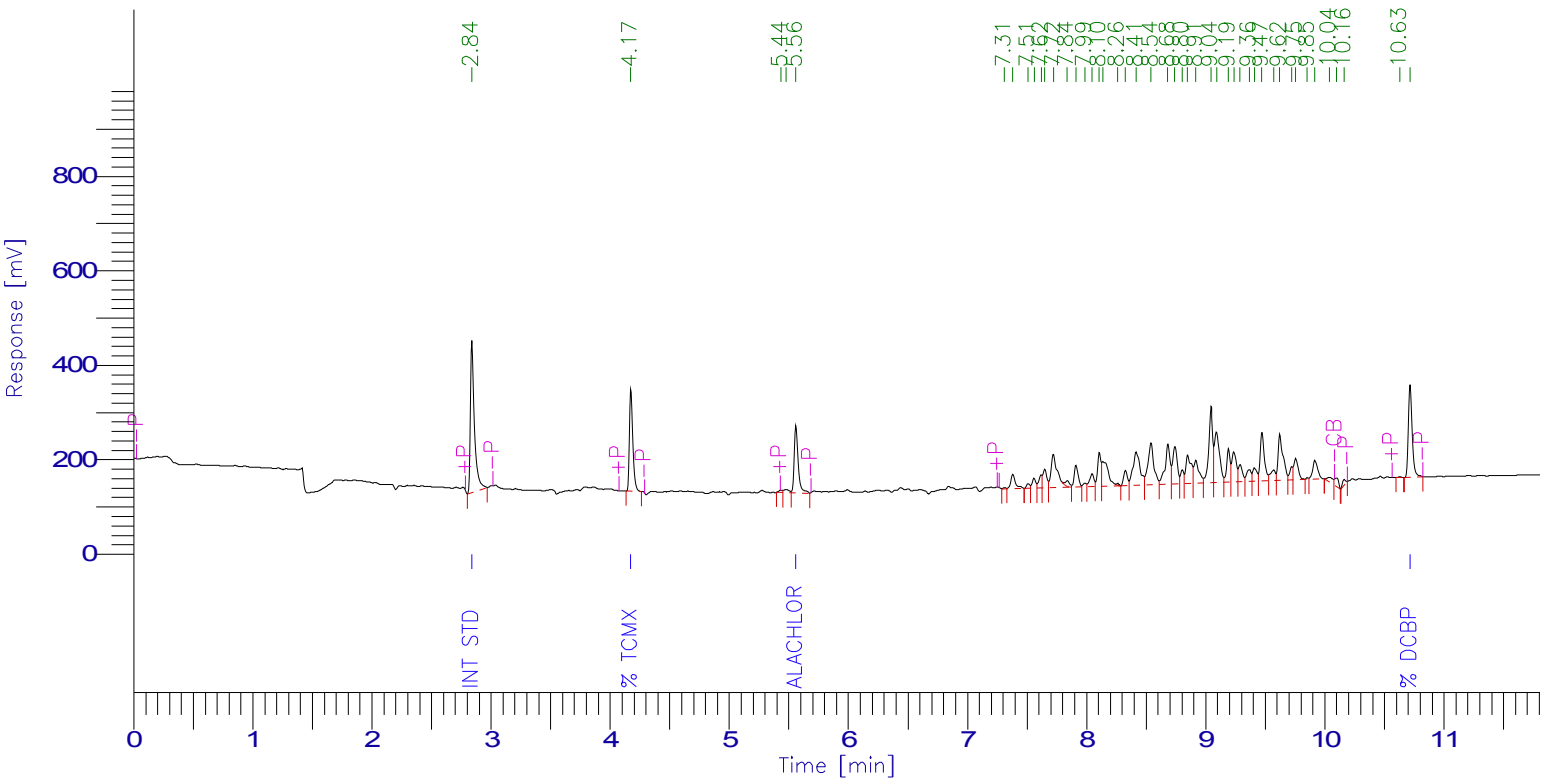

Toxaphene Timed Report

Peak #	Time [min]	Component Name	Raw Amount	Area [µV·s]
1	2.842	Int Std	100.0000	747286.38
2	4.173	% TCMX	51.9767	424692.95
5	5.558	Alachlor	26.5448	326059.58
	8.700	Toxaphene	816.1892	4945524.94
46	10.714	% DCBP	52.2488	434659.24
			1046.9594	6878223.09

Client Id: Chlordane Standard

Software Version: 4.1<1L22>
Date: 4/27/17 09:46 AM
Sample Name : C 300;11C
Data File   : E:\TC2017\ECD35\04-APR\426A021.RAW   Date: 4/26/17 04:19 PM
Sequence File: E:\TC2017\ECD35\04-APR\PEST_SEQ.SEQ   Cycle: 813   Channel : A
Instrument   : AUTO_ECD35   Rack/Vial: 0/17   Operator: ce
Sample Amount   : 1.0000   Dilution Factor : 1.00

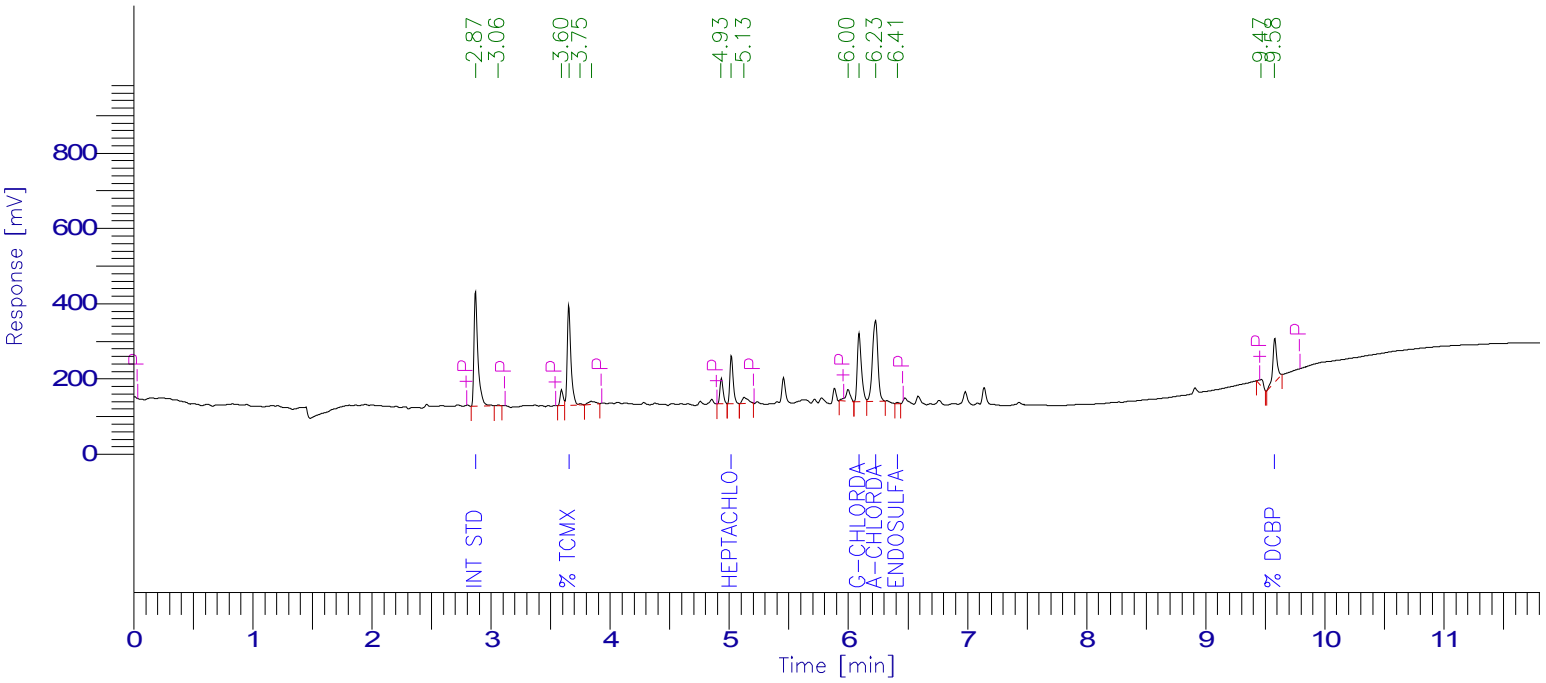

PESTICIDE REPORT

Peak #	Time [min]	Component Name	Raw Amount	Surrogate Recovery Multiplier TCMX & DCBP		Adjusted Amount for Labowrks	Area [µV·s]
1	2.873	Int Std	100.0000	250.0000	1.0000	100.0000	704940.93
4	3.655	% TCMX	52.2214	130.5536	1.0000	52.2214	563631.80
0	4.059	Hexachlorobenzene	0.0000	0.0000	1.0000	0.0000	0.00
0	4.219	a-BHC	0.0000	0.0000	1.0000	0.0000	0.00
0	4.546	g-BHC	0.0000	0.0000	1.0000	0.0000	0.00
0	4.629	b-BHC	0.0000	0.0000	1.0000	0.0000	0.00
0	4.798	d-BHC	0.0000	0.0000	1.0000	0.0000	0.00
8	5.015	Heptachlor	13.7922	34.4806	1.0000	13.7922	242704.20
0	5.326	Aldrin	0.0000	0.0000	1.0000	0.0000	0.00
0	5.956	Heptachlor epoxide	0.0000	0.0000	1.0000	0.0000	0.00
11	6.090	g-Chlordane	29.8202	74.5505	1.0000	29.8202	432873.59
12	6.228	a-Chlordane	48.4602	121.1505	1.0000	48.4602	672104.88
0	6.316	4,4'-DDE	0.0000	0.0000	1.0000	0.0000	0.00
13	6.412	Endosulfan I	0.2778	0.6945	1.0000	0.2778	3720.64
0	6.669	Dieldrin	0.0000	0.0000	1.0000	0.0000	0.00
0	6.949	Endrin	0.0000	0.0000	1.0000	0.0000	0.00
0	7.007	4,4'-DDD	0.0000	0.0000	1.0000	0.0000	0.00
0	7.217	Endosulfan II	0.0000	0.0000	1.0000	0.0000	0.00
0	7.341	4,4'-DDT	0.0000	0.0000	1.0000	0.0000	0.00
0	7.707	Endrin aldehyde	0.0000	0.0000	1.0000	0.0000	0.00
0	7.913	Methoxychlor	0.0000	0.0000	1.0000	0.0000	0.00
0	8.094	Mirex	0.0000	0.0000	1.0000	0.0000	0.00
0	8.200	Endosulfan sulfate	0.0000	0.0000	1.0000	0.0000	0.00
0	8.525	Endrin Ketone	0.0000	0.0000	1.0000	0.0000	0.00
15	9.576	% DCBP	47.2793	118.1983	1.0000	47.2793	275416.08
				729.6280	25.0000	291.8512	2895392.13

Client Id: Chlordane Standard

Software Version: 4.1<1L22>
Date: 4/27/17 09:47 AM
Sample Name : C 300;11C
Data File   : E:\TC2017\ECD35\04-APR\426B021.RAW   Date: 4/26/17 04:19 PM
Sequence File: E:\TC2017\ECD35\04-APR\PEST_SEQ.SEQ   Cycle: 813   Channel : B
Instrument   : AUTO_ECD35   Rack/Vial: 0/17   Operator: ce
Sample Amount   : 1.0000   Dilution Factor : 1.00

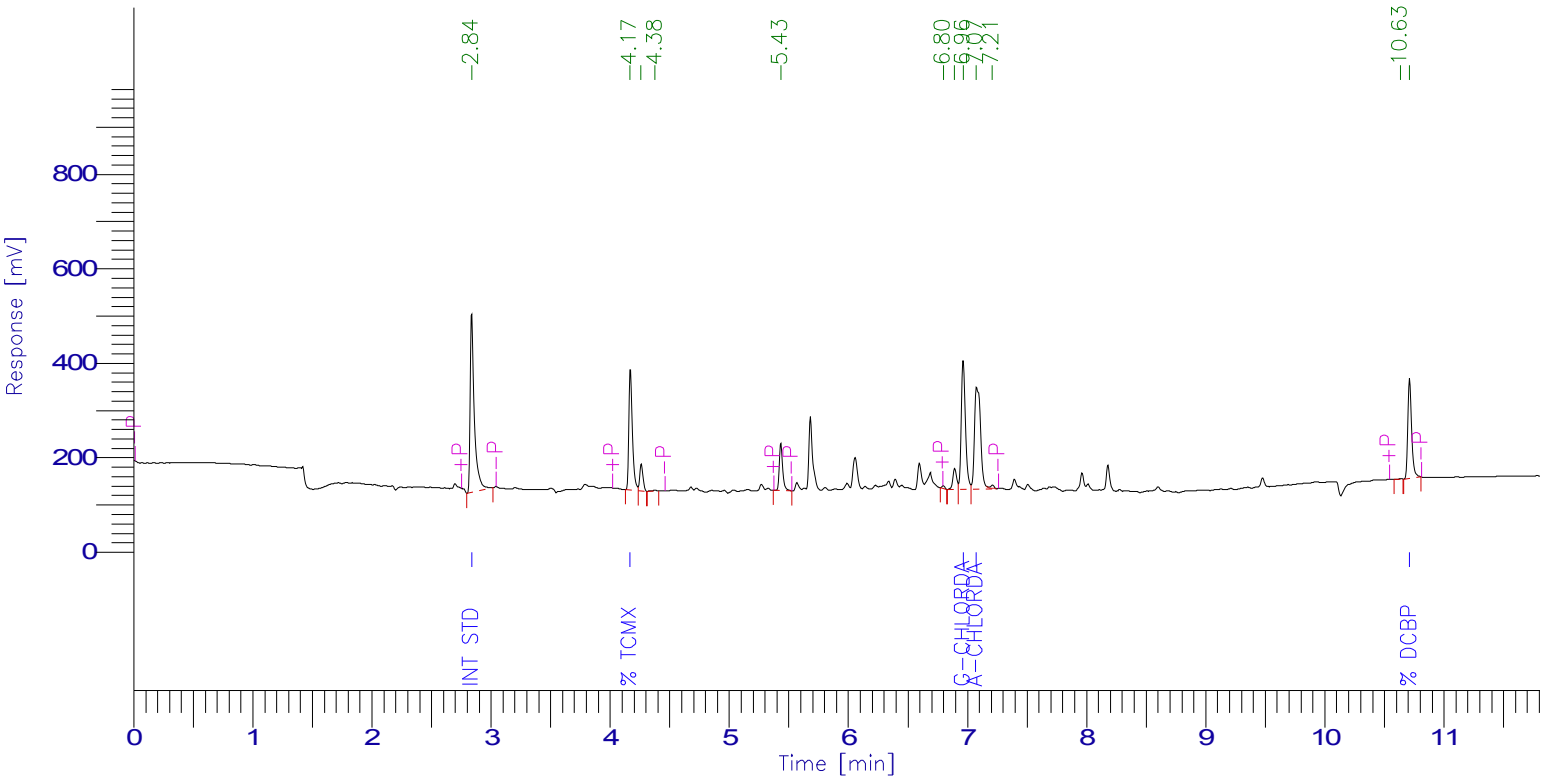

Chlordane Report

Peak #	Time [min]	Component Name	Raw Amount	Multiplier	Adjusted Amt for Labworks	Area [µV·s]
1	2.840	Int Std	100.0000	1.0000	100.0000	918420.73
2	4.168	% TCMX	55.4033	1.0000	55.4033	527484.10
0	4.662	a-BHC	0.0000	1.0000	0.0000	0.00
0	4.715	Hexachlorobenzene	0.0000	1.0000	0.0000	0.00
0	5.014	g-BHC	0.0000	1.0000	0.0000	0.00
0	5.224	b-BHC	0.0000	1.0000	0.0000	0.00
0	5.491	d-BHC	0.0000	1.0000	0.0000	0.00
0	5.687	Heptachlor	0.0000	1.0000	0.0000	0.00
0	6.087	Aldrin	0.0000	1.0000	0.0000	0.00
0	6.627	Heptachlor epoxide	0.0000	1.0000	0.0000	0.00
8	6.963	g-Chlordane	36.7543	1.0000	36.7543	672654.67
9	7.074	a-Chlordane	44.3806	1.0000	44.3806	766618.80
0	7.139	Endosulfan I	0.0000	1.0000	0.0000	0.00
0	7.510	Dieldrin	0.0000	1.0000	0.0000	0.00
0	8.080	Endosulfan II	0.0000	1.0000	0.0000	0.00
0	8.547	Endosulfan sulfate	0.0000	1.0000	0.0000	0.00
0	9.030	Methoxychlor	0.0000	1.0000	0.0000	0.00
0	9.670	Mirex	0.0000	1.0000	0.0000	0.00
12	10.710	% DCBP	51.2137	1.0000	51.2137	465205.07
			287.7518	19.0000	287.7518	3350383.37

Group Report For : Endrin Breakdown

Peak #	Time [min]	Component Name	Raw Amount	Multiplier	Adjusted Amt for Labworks	Area [µV·s]
0	7.800	Endrin	0.0000	1.0000	0.0000	0.00
0	8.248	Endrin aldehyde	0.0000	1.0000	0.0000	0.00
0	9.113	Endrin Ketone	0.0000	1.0000	0.0000	0.00
			0.0000	3.0000	0.0000	0.00

Group Report For : DDT Breakdown

Peak #	Time [min]	Component Name	Raw Amount	Multiplier	Adjusted Amt for Labworks	Area [µV·s]
0	7.351	4,4'-DDE	0.0000	1.0000	0.0000	0.00
0	8.020	4,4'-DDD	0.0000	1.0000	0.0000	0.00
0	8.423	4,4'-DDT	0.0000	1.0000	0.0000	0.00
			0.0000	3.0000	0.0000	0.00

Client Id: Chlordane Standard

Software Version: 4.1<1L22>
Date: 4/27/17 01:40 PM
Sample Name : C300;11C
Data File   : E:\TC2017\ECD35\04-APR\427A006.RAW   Date: 4/27/17 09:19 AM
Sequence File: E:\TC2017\ECD35\04-APR\PEST_SEQ.SEQ   Cycle: 846   Channel : A
Instrument   : AUTO_ECD35   Rack/Vial: 0/4   Operator: ce
Sample Amount   : 1.0000   Dilution Factor : 1.00

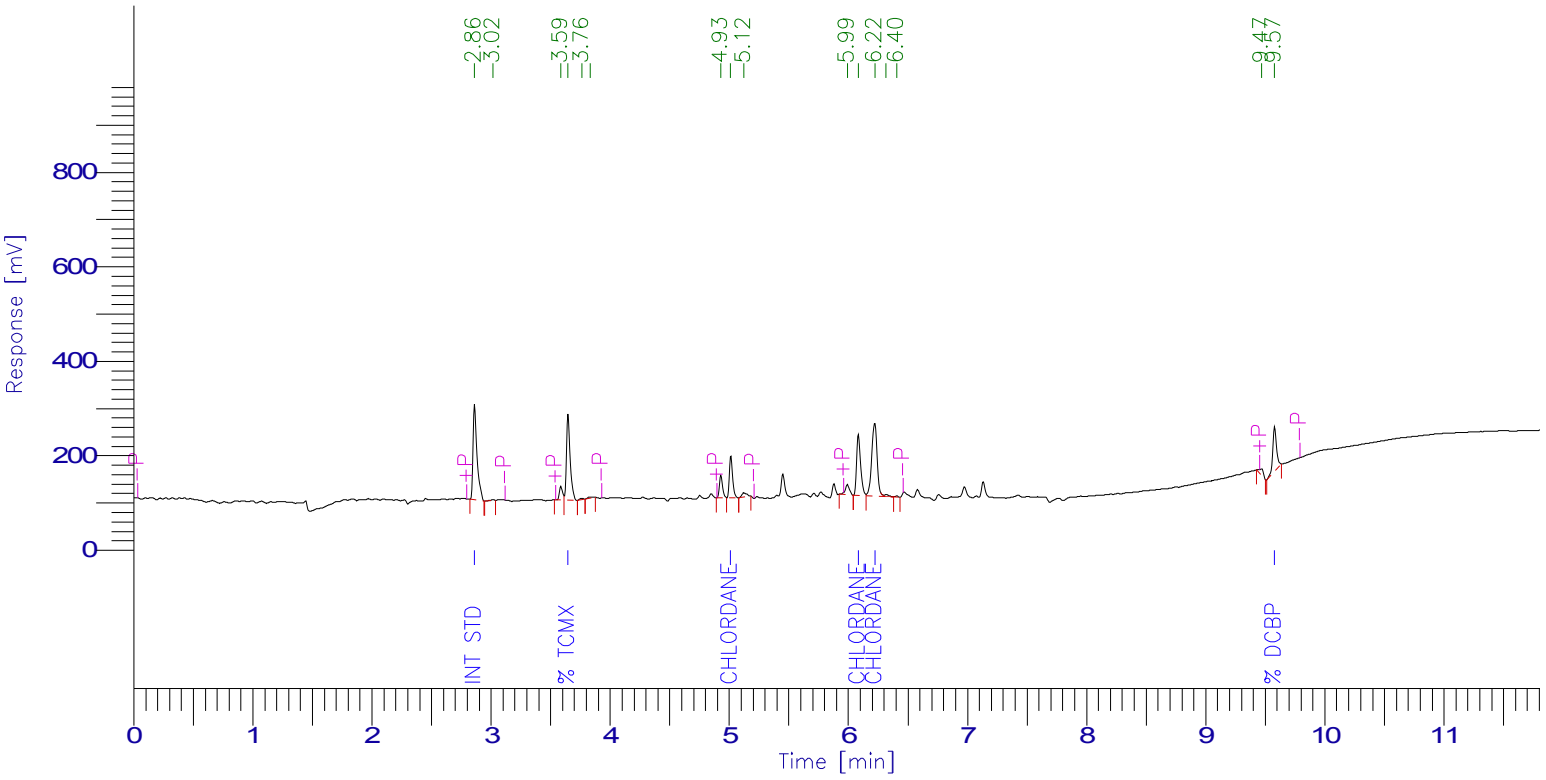

Chlordane Report

Peak #	Time [min]	Component Name	Raw Amount	Multiplier	Adjusted Amt for Labworks	Area [µV·s]
1	2.864	Int Std	100.0000	1.0000	100.0000	465995.65
4	3.649	% TCMX	56.6499	1.0000	56.6499	387673.52
8	5.011	Chlordane-1	284.6810	1.0000	284.6810	167564.50
11	6.084	Chlordane-2	285.6271	1.0000	285.6271	303540.36
12	6.222	Chlordane-3	296.9289	1.0000	296.9289	486232.25
16	9.574	% DCBP	58.7020	1.0000	58.7020	212008.09
			1082.5889	6.0000	1082.5889	2023014.37

Client Id: Chlordane Standard

Software Version: 4.1<1L22>
Date: 4/27/17 01:40 PM
Sample Name : C300;11C
Data File : E:\TC2017\ECD35\04-APR\427B006.RAW Date: 4/27/17 09:19 AM
Sequence File: E:\TC2017\ECD35\04-APR\PEST_SEQ.SEQ Cycle: 846 Channel : B
Instrument : AUTO_ECD35 Rack/Vial: 0/4 Operator: ce
Sample Amount : 1.0000 Dilution Factor : 1.00

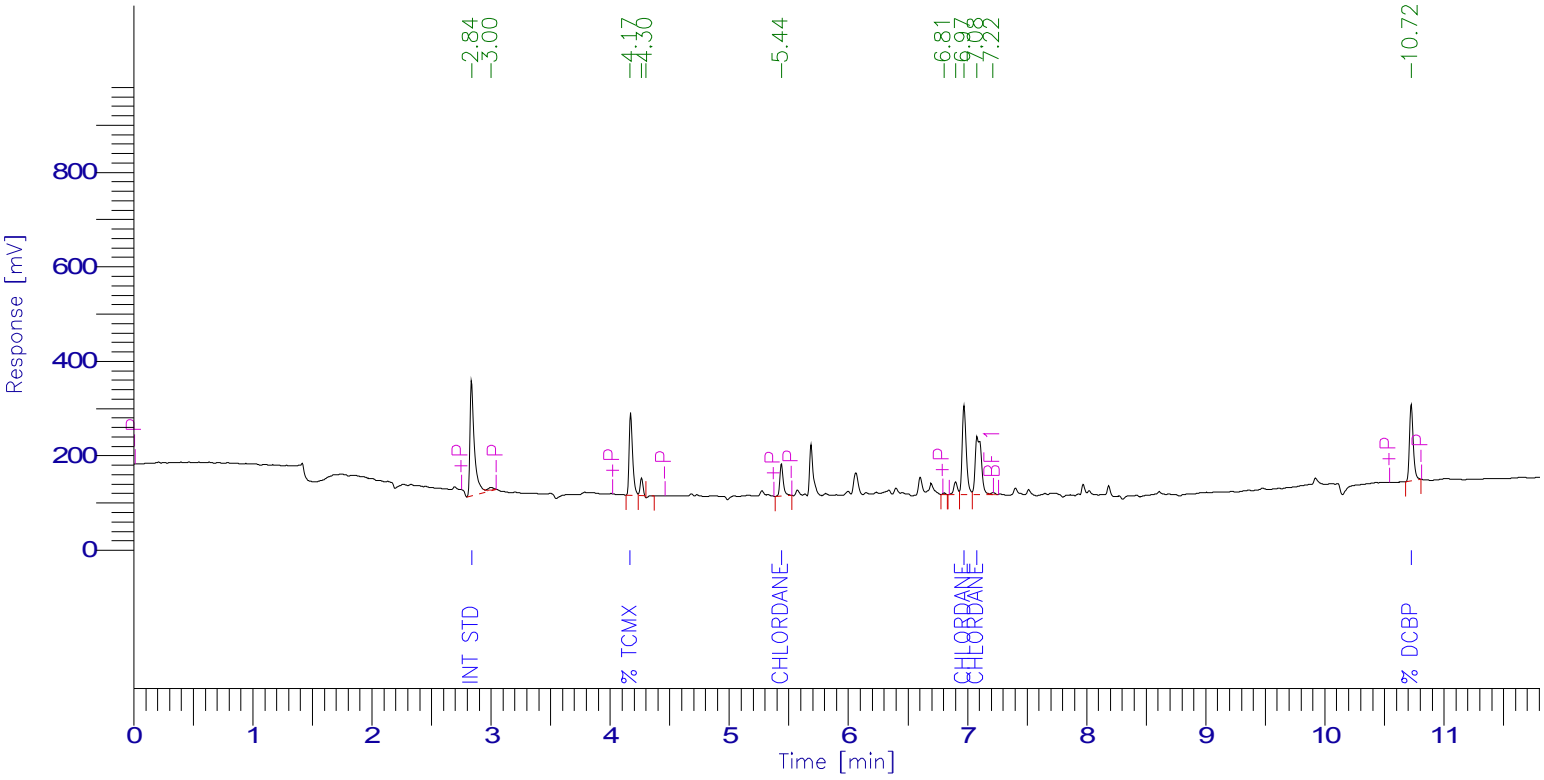

Chlordane Report

Peak #	Time [min]	Component Name	Raw Amount	Multiplier	Adjusted Amt for Labworks	Area [µV·s]
1	2.839	Int Std	100.0000	1.0000	100.0000	621092.92
3	4.171	% TCMX	59.8897	1.0000	59.8897	350015.38
6	5.438	Chlordane-1	305.4178	1.0000	305.4178	135290.75
9	6.970	Chlordane-2	324.1828	1.0000	324.1828	450048.75
10	7.079	Chlordane-3	272.2841	1.0000	272.2841	436135.04
12	10.723	% DCBP	62.2832	1.0000	62.2832	354931.27
			1124.0576	6.0000	1124.0576	2347514.10

Client Id: Toxaphene Standard

Software Version: 4.1<1L22>
Date: 4/27/17 01:40 PM
Sample Name : TOX 1000;10Y
Data File : E:\TC2017\ECD35\04-APR\427A007.RAW Date: 4/27/17 09:36 AM
Sequence File: E:\TC2017\ECD35\04-APR\PEST_SEQ.SEQ Cycle: 847 Channel : A
Instrument : AUTO_ECD35 Rack/Vial: 0/5 Operator: ce
Sample Amount : 1.0000 Dilution Factor : 1.00

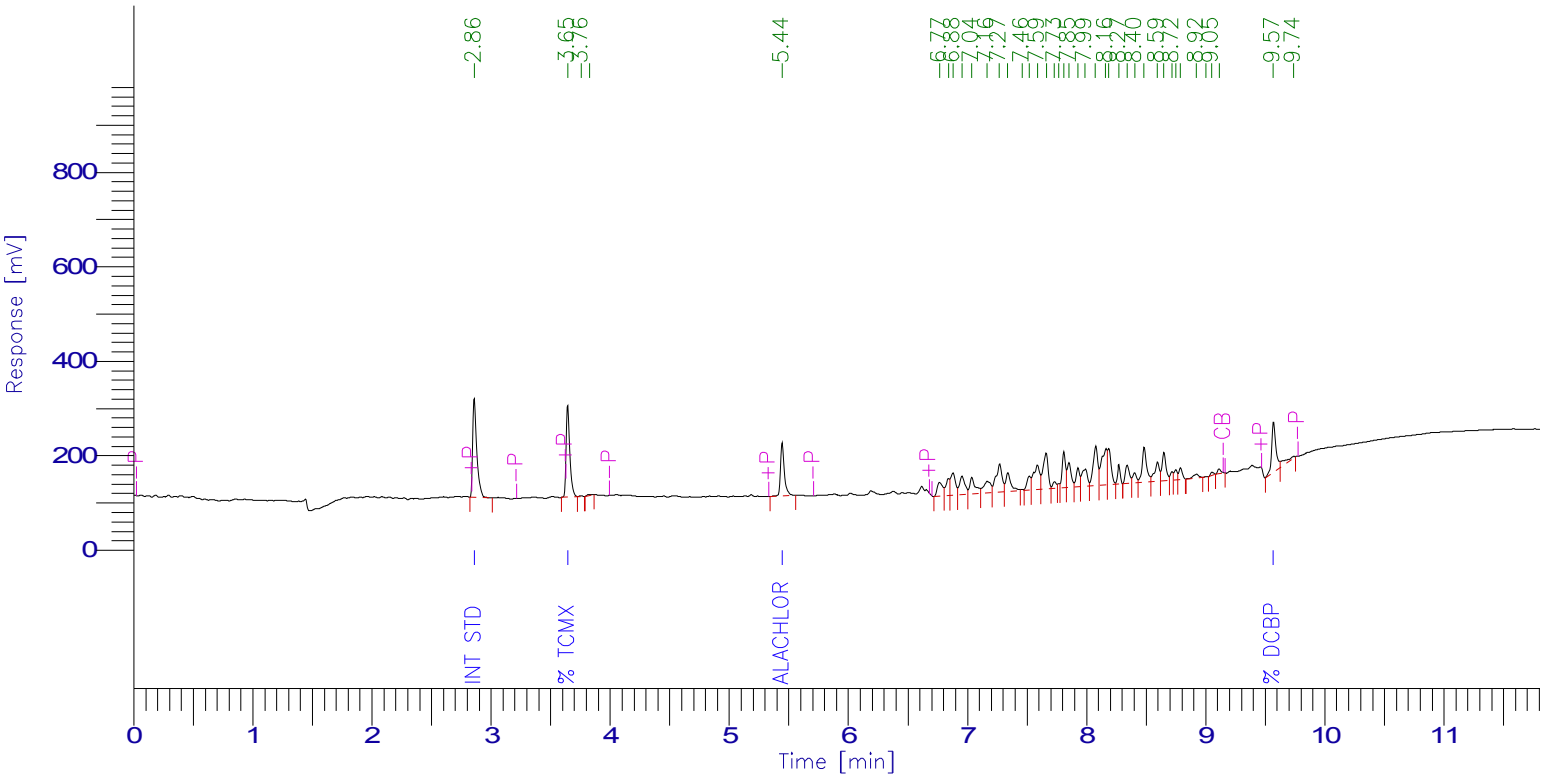

Toxaphene Timed Report

Peak #	Time [min]	Component Name	Raw Amount	Area [µV·s]
1	2.862	Int Std	100.0000	497750.10
2	3.646	% TCMX	50.9791	417811.97
5	5.444	Alachlor	22.4433	253406.63
	7.950	Toxaphene	928.1336	3504489.57
40	9.566	% DCBP	57.2321	265832.19
			1158.7881	4939290.46

Client Id: Toxaphene Standard

Software Version: 4.1<1L22>
Date: 4/27/17 01:40 PM
Sample Name : TOX 1000;10Y
Data File   : E:\TC2017\ECD35\04-APR\427B007.RAW   Date: 4/27/17 09:36 AM
Sequence File: E:\TC2017\ECD35\04-APR\PEST_SEQ.SEQ   Cycle: 847   Channel : B
Instrument   : AUTO_ECD35   Rack/Vial: 0/5   Operator: ce
Sample Amount   : 1.0000   Dilution Factor : 1.00

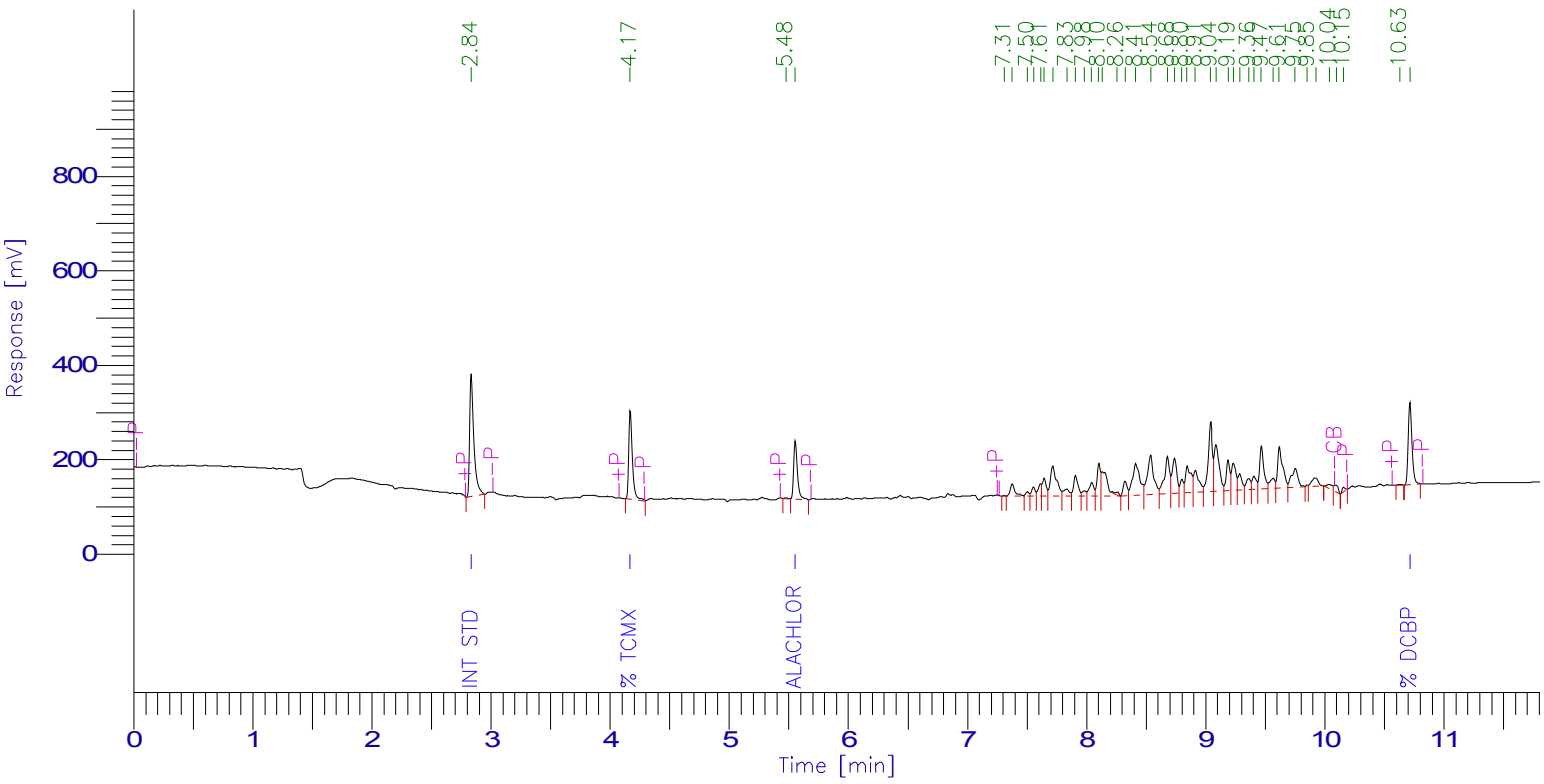

Toxaphene Timed Report

Peak #	Time [min]	Component Name	Raw Amount	Area [µV·s]
1	2.837	Int Std	100.0000	627805.88
2	4.167	% TCMX	57.5038	394730.98
4	5.553	Alachlor	26.1415	269765.40
	8.700	Toxaphene	911.0877	4637885.97
44	10.713	% DCBP	54.1157	378210.98
			1148.8486	6308399.21

Client Id: Chlordane Standard

Software Version: 4.1<1L22>
Date: 4/26/17 11:27 AM
Sample Name : c 300;11c
Data File   : E:\TC2017\ECD4\04-APR\425A050.RAW   Date: 4/26/17 12:55 AM
Sequence File: E:\TC2017\ECD4\04-APR\PEST_SEQ.SEQ   Cycle: 919   Channel : A
Instrument   : AUTO4-DUAL_ECD   Rack/Vial: 0/34   Operator: CE
Sample Amount   : 1.0000   Dilution Factor : 1.00

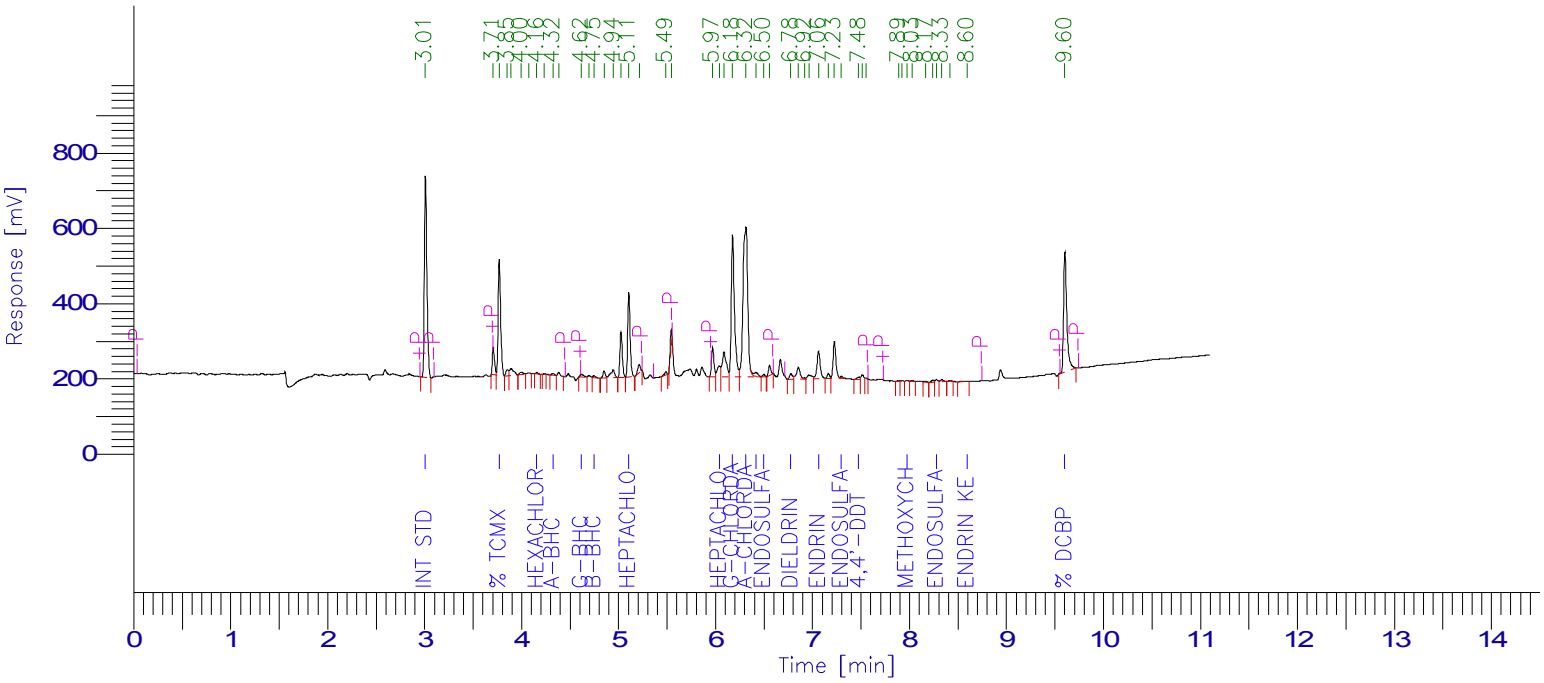

PESTICIDE REPORT

Peak #	Time [min]	Component Name	Raw Amount	Surrogate Recovery TCMX & DCBP	Multiplier	Adjusted Amount for Labowrks	Area [µV·s]
1	3.008	Int Std	100.0000	250.0000	1.0000	100.0000	978999.56
3	3.769	% TCMX	52.1792	130.4479	1.0000	52.1792	552910.22
8	4.157	Hexachlorobenzene	0.1803	0.4507	1.0000	0.1803	5038.28
10	4.323	a-BHC	0.4120	1.0299	1.0000	0.4120	11658.77
12	4.616	g-BHC	0.6771	1.6929	1.0000	0.6771	20573.17
14	4.746	b-BHC	1.0415	2.6039	1.0000	1.0415	11414.48
0	4.908	d-BHC	0.0000	0.0000	1.0000	0.0000	0.00
18	5.105	Heptachlor	15.1112	37.7781	1.0000	15.1112	390552.62
0	5.416	Aldrin	0.0000	0.0000	1.0000	0.0000	0.00
23	6.040	Heptachlor epoxide	2.9077	7.2692	1.0000	2.9077	71541.07
25	6.176	g-Chlordane	31.2067	78.0167	1.0000	31.2067	861650.64
26	6.315	a-Chlordane	53.3380	133.3450	1.0000	53.3380	1340781.67
27	6.416	4,4'-DDE	1.5908	3.9770	1.0000	1.5908	33571.49
28	6.498	Endosulfan I	0.4099	1.0247	1.0000	0.4099	9374.51
30	6.777	Dieldrin	1.5414	3.8535	1.0000	1.5414	34405.78
34	7.062	Endrin	9.2080	23.0200	1.0000	9.2080	176697.37
0	7.088	4,4'-DDD	0.0000	0.0000	1.0000	0.0000	0.00
37	7.298	Endosulfan II	0.3964	0.9909	1.0000	0.3964	7942.99
38	7.477	4,4'-DDT	0.8326	2.0815	1.0000	0.8326	13832.38
0	7.797	Endrin aldehyde	0.0000	0.0000	1.0000	0.0000	0.00
43	7.975	Methoxychlor	0.6494	1.6236	1.0000	0.6494	5272.36
0	8.181	Mirex	0.0000	0.0000	1.0000	0.0000	0.00
47	8.278	Endosulfan sulfate	0.7872	1.9680	1.0000	0.7872	13602.92
50	8.595	Endrin Ketone	0.3095	0.7738	1.0000	0.3095	5971.70
51	9.602	% DCBP	52.9105	132.2763	1.0000	52.9105	728762.00
				814.2235	25.0000	325.6894	5274553.98

Client Id: Chlordane Standard

Software Version: 4.1<1L22>
Date: 4/26/17 11:27 AM
Sample Name : c 300;11c
Data File   : E:\TC2017\ECD4\04-APR\425B050.RAW   Date: 4/26/17 12:55 AM
Sequence File: E:\TC2017\ECD4\04-APR\PEST_SEQ.SEQ   Cycle: 919   Channel : B
Instrument   : AUTO4-DUAL_ECD   Rack/Vial: 0/34   Operator: CE
Sample Amount   : 1.0000   Dilution Factor : 1.00

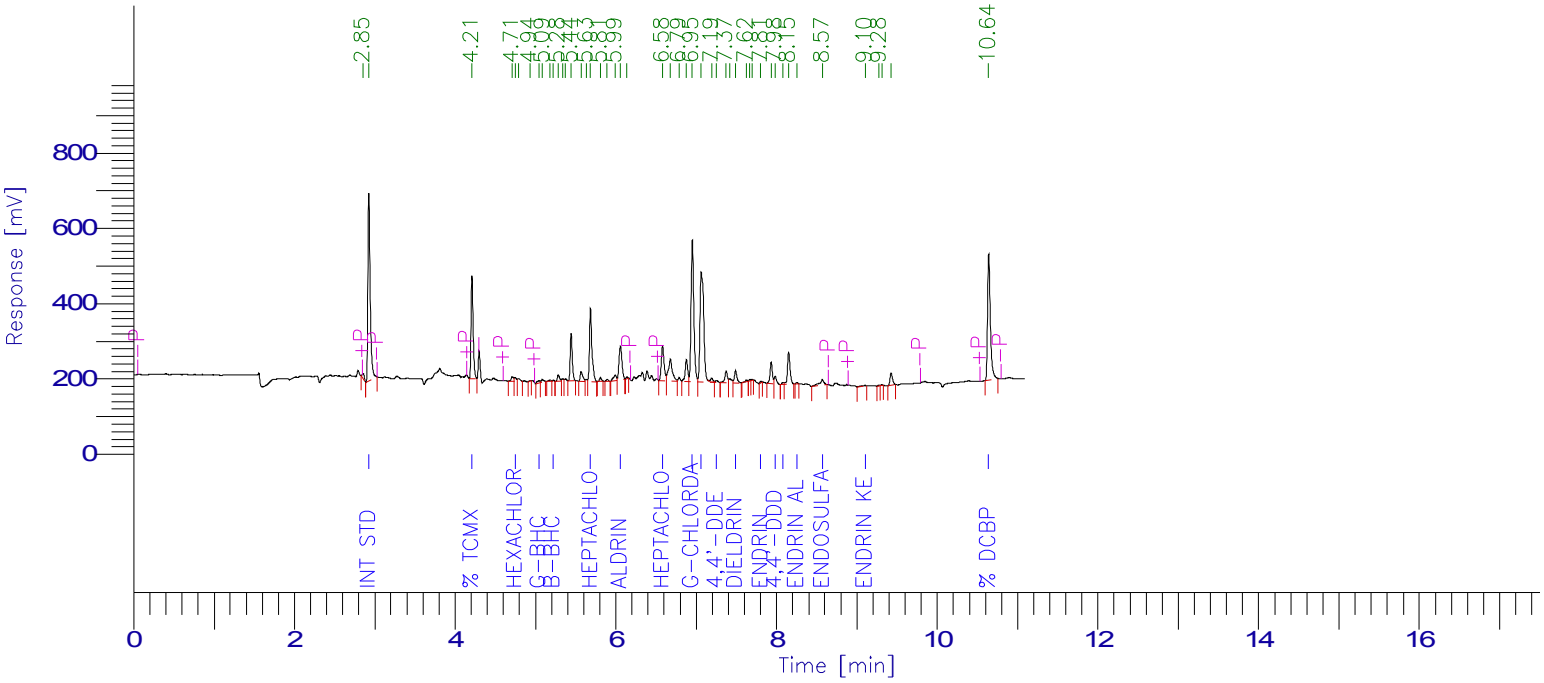

PESTICIDE REPORT

Peak #	Time [min]	Component Name	Raw Amount	Surrogate Recovery Multiplier TCMX & DCBP		Adjusted Amount for Labowrks	Area [µV·s]
2	2.925	Int Std	100.0000	250.0000	1.0000	100.0000	1007182.09
3	4.209	% TCMX	53.8096	134.5239	1.0000	53.8096	492737.70
0	4.680	a-BHC	0.0000	0.0000	1.0000	0.0000	0.00
5	4.747	Hexachlorobenzene	0.5314	1.3285	1.0000	0.5314	18651.64
8	5.047	g-BHC	0.6603	1.6508	1.0000	0.6603	14706.70
11	5.220	b-BHC	0.4355	1.0889	1.0000	0.4355	4680.57
0	5.500	d-BHC	0.0000	0.0000	1.0000	0.0000	0.00
18	5.686	Heptachlor	17.5047	43.7617	1.0000	17.5047	408261.52
22	6.058	Aldrin	9.0254	22.5634	1.0000	9.0254	230371.87
24	6.581	Heptachlor epoxide	8.2413	20.6032	1.0000	8.2413	221074.61
28	6.951	g-Chlordane	35.6146	89.0365	1.0000	35.6146	856922.32
29	7.062	a-Chlordane	45.7766	114.4414	1.0000	45.7766	949504.82
0	7.118	Endosulfan I	0.0000	0.0000	1.0000	0.0000	0.00
31	7.253	4,4'-DDE	0.5089	1.2723	1.0000	0.5089	10770.96
34	7.491	Dieldrin	3.0871	7.7177	1.0000	3.0871	69307.17
38	7.805	Endrin	0.3448	0.8621	1.0000	0.3448	5924.03
40	7.984	4,4'-DDD	3.6718	9.1794	1.0000	3.6718	44357.59
41	8.081	Endosulfan II	0.5890	1.4725	1.0000	0.5890	10798.59
43	8.251	Endrin aldehyde	0.3928	0.9819	1.0000	0.3928	5837.90
0	8.385	4,4'-DDT	0.0000	0.0000	1.0000	0.0000	0.00
44	8.570	Endosulfan sulfate	3.3446	8.3615	1.0000	3.3446	60186.11
0	8.987	Methoxychlor	0.0000	0.0000	1.0000	0.0000	0.00
45	9.103	Endrin Ketone	0.3924	0.9811	1.0000	0.3924	7218.50
0	9.628	Mirex	0.0000	0.0000	1.0000	0.0000	0.00
49	10.640	% DCBP	52.9480	132.3700	1.0000	52.9480	816400.71
				842.1969	25.0000	336.8787	5234895.40

Client Id: Toxaphene Standard

Software Version: 4.1<1L22>
Date: 4/26/17 11:27 AM
Sample Name : tox 2000;10y
Data File   : E:\TC2017\ECD4\04-APR\425A051.RAW   Date: 4/26/17 01:12 AM
Sequence File: E:\TC2017\ECD4\04-APR\PEST_SEQ.SEQ   Cycle: 920   Channel : A
Instrument   : AUTO4-DUAL_ECD   Rack/Vial: 0/35   Operator: CE
Sample Amount   : 1.0000   Dilution Factor : 1.00

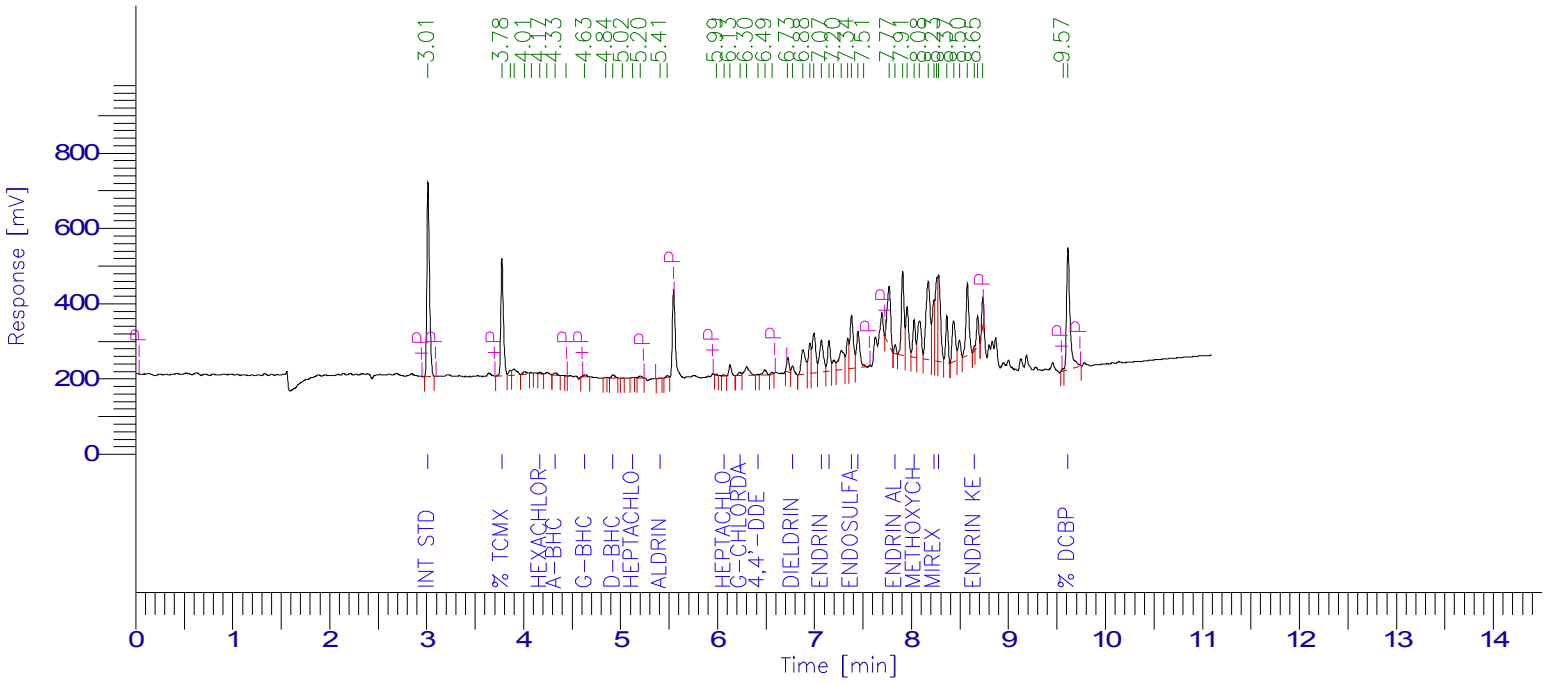

PESTICIDE REPORT

Peak #	Time [min]	Component Name	Raw Amount	Surrogate Recovery Multiplier TCMX & DCBP	Adjusted Amount for Labowrks	Area [µV·s]
1	3.014	Int Std	100.0000	250.0000	1.0000	100.0000	970502.63
2	3.776	% TCMX	55.4543	138.6357	1.0000	55.4543	582514.33
7	4.170	Hexachlorobenzene	0.2198	0.5495	1.0000	0.2198	6089.86
9	4.326	a-BHC	0.5015	1.2537	1.0000	0.5015	14068.31
11	4.633	g-BHC	0.4894	1.2234	1.0000	0.4894	14738.51
0	4.729	b-BHC	0.0000	0.0000	1.0000	0.0000	0.00
13	4.922	d-BHC	0.6922	1.7304	1.0000	0.6922	18345.77
15	5.124	Heptachlor	0.0919	0.2297	1.0000	0.0919	2353.67
17	5.405	Aldrin	0.0582	0.1455	1.0000	0.0582	1499.51
20	6.065	Heptachlor epoxide	0.1909	0.4773	1.0000	0.1909	4656.94
22	6.229	g-Chlordane	0.8278	2.0696	1.0000	0.8278	22658.78
0	6.325	a-Chlordane	0.0000	0.0000	1.0000	0.0000	0.00
24	6.417	4,4'-DDE	0.2080	0.5201	1.0000	0.2080	4352.08
0	6.490	Endosulfan I	0.0000	0.0000	1.0000	0.0000	0.00
28	6.772	Dieldrin	1.6811	4.2027	1.0000	1.6811	37197.78
32	7.072	Endrin	13.0593	32.6482	1.0000	13.0593	248426.77
33	7.148	4,4'-DDD	10.7903	26.9757	1.0000	10.7903	165767.14
37	7.381	Endosulfan II	16.9842	42.4606	1.0000	16.9842	337415.04
38	7.449	4,4'-DDT	14.2319	35.5798	1.0000	14.2319	234386.84
41	7.831	Endrin aldehyde	2.1934	5.4834	1.0000	2.1934	35275.71
44	8.027	Methoxychlor	22.8493	57.1231	1.0000	22.8493	183892.69
47	8.231	Mirex	20.3835	50.9587	1.0000	20.3835	305710.97
49	8.280	Endosulfan sulfate	25.8323	64.5808	1.0000	25.8323	442522.30
54	8.650	Endrin Ketone	0.8395	2.0989	1.0000	0.8395	16057.23
58	9.613	% DCBP	57.4135	143.5338	1.0000	57.4135	783920.64
				862.4806	25.0000	344.9922	4432353.49

Client Id: Toxaphene Standard

Software Version: 4.1<1L22>
Date: 4/26/17 11:27 AM
Sample Name : tox 2000;10y
Data File   : E:\TC2017\ECD4\04-APR\425B051.RAW   Date: 4/26/17 01:12 AM
Sequence File: E:\TC2017\ECD4\04-APR\PEST_SEQ.SEQ   Cycle: 920   Channel : B
Instrument   : AUTO4-DUAL_ECD   Rack/Vial: 0/35   Operator: CE
Sample Amount   : 1.0000   Dilution Factor : 1.00

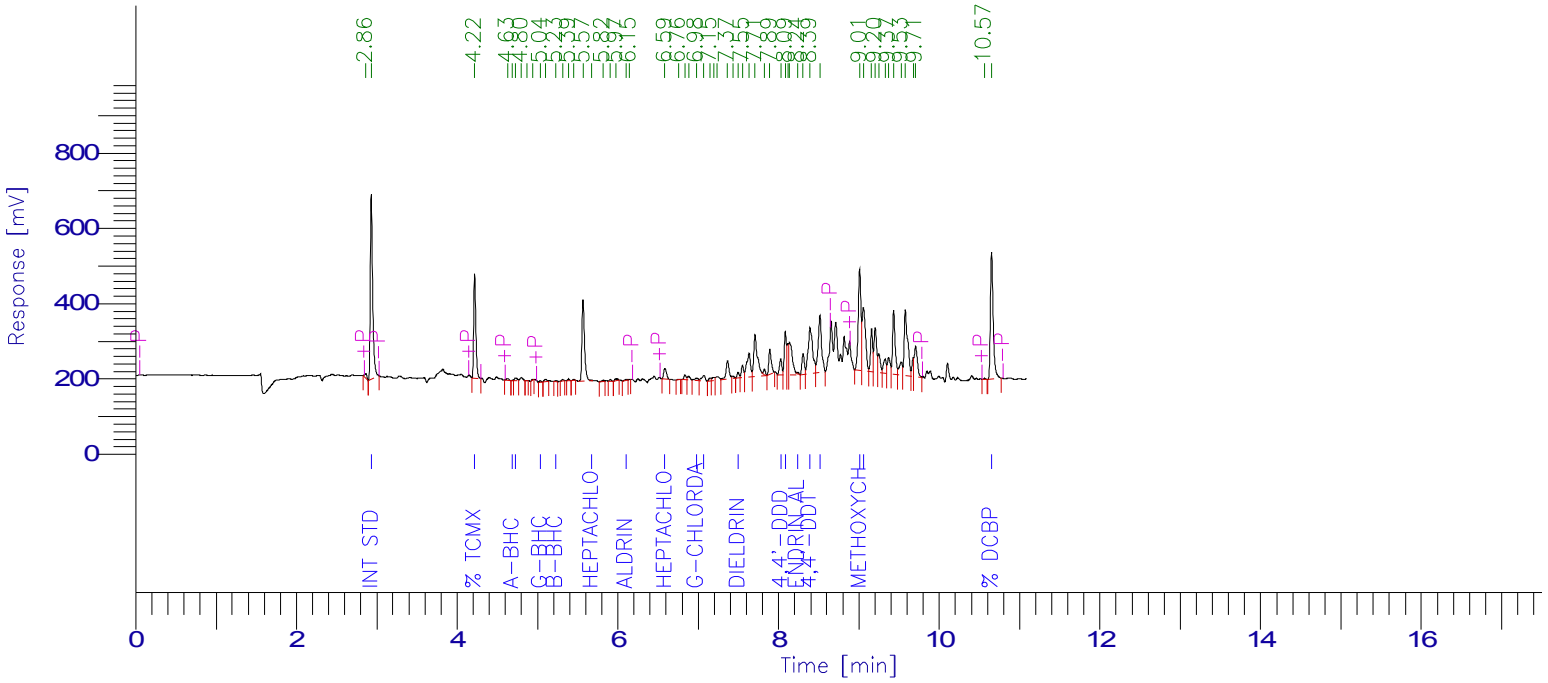

PESTICIDE REPORT

Peak #	Time [min]	Component Name	Raw Amount	Surrogate Recovery Multiplier TCMX & DCBP	Adjusted Amount for Labowrks	Area [µV·s]
2	2.931	Int Std	100.0000	250.0000	1.0000	100.0000	1001640.66
3	4.217	% TCMX	56.3326	140.8315	1.0000	56.3326	513003.27
5	4.687	a-BHC	0.0866	0.2166	1.0000	0.0866	2040.28
6	4.729	Hexachlorobenzene	0.5682	1.4204	1.0000	0.5682	19832.28
10	5.035	g-BHC	0.2835	0.7088	1.0000	0.2835	6279.90
12	5.230	b-BHC	0.3574	0.8936	1.0000	0.3574	3820.00
0	5.500	d-BHC	0.0000	0.0000	1.0000	0.0000	0.00
17	5.671	Heptachlor	0.1340	0.3350	1.0000	0.1340	3108.27
21	6.106	Aldrin	0.3023	0.7556	1.0000	0.3023	7672.52
23	6.585	Heptachlor epoxide	2.6888	6.7220	1.0000	2.6888	71730.67
27	6.977	g-Chlordane	0.9168	2.2919	1.0000	0.9168	21936.98
28	7.071	a-Chlordane	2.2054	5.5134	1.0000	2.2054	45492.63
0	7.118	Endosulfan I	0.0000	0.0000	1.0000	0.0000	0.00
0	7.320	4,4'-DDE	0.0000	0.0000	1.0000	0.0000	0.00
34	7.497	Dieldrin	1.1924	2.9810	1.0000	1.1924	26622.71
0	7.774	Endrin	0.0000	0.0000	1.0000	0.0000	0.00
40	8.028	4,4'-DDD	7.3222	18.3054	1.0000	7.3222	87970.29
41	8.085	Endosulfan II	11.7082	29.2706	1.0000	11.7082	213475.76
44	8.236	Endrin aldehyde	0.4665	1.1663	1.0000	0.4665	6896.11
46	8.391	4,4'-DDT	30.3278	75.8196	1.0000	30.3278	475621.94
47	8.516	Endosulfan sulfate	24.7265	61.8163	1.0000	24.7265	442503.36
48	9.009	Methoxychlor	88.7654	221.9134	1.0000	88.7654	647129.18
49	9.056	Endrin Ketone	27.3108	68.2769	1.0000	27.3108	499579.65
0	9.628	Mirex	0.0000	0.0000	1.0000	0.0000	0.00
61	10.650	% DCBP	53.7517	134.3793	1.0000	53.7517	824233.01
				1023.6176	25.0000	409.4470	4920589.47

Client Id: Toxaphene Standard

Software Version: 4.1<1L22>
Date: 4/26/17 02:02 PM
Sample Name : tox 1000;10y
Data File   : E:\TC2017\ECD4\04-APR\426A007.RAW   Date: 4/26/17 09:24 AM
Sequence File: E:\TC2017\ECD4\04-APR\PEST_SEQ.SEQ   Cycle: 939   Channel : A
Instrument   : AUTO4-DUAL_ECD   Rack/Vial: 0/6   Operator: CE
Sample Amount   : 1.0000   Dilution Factor : 1.00

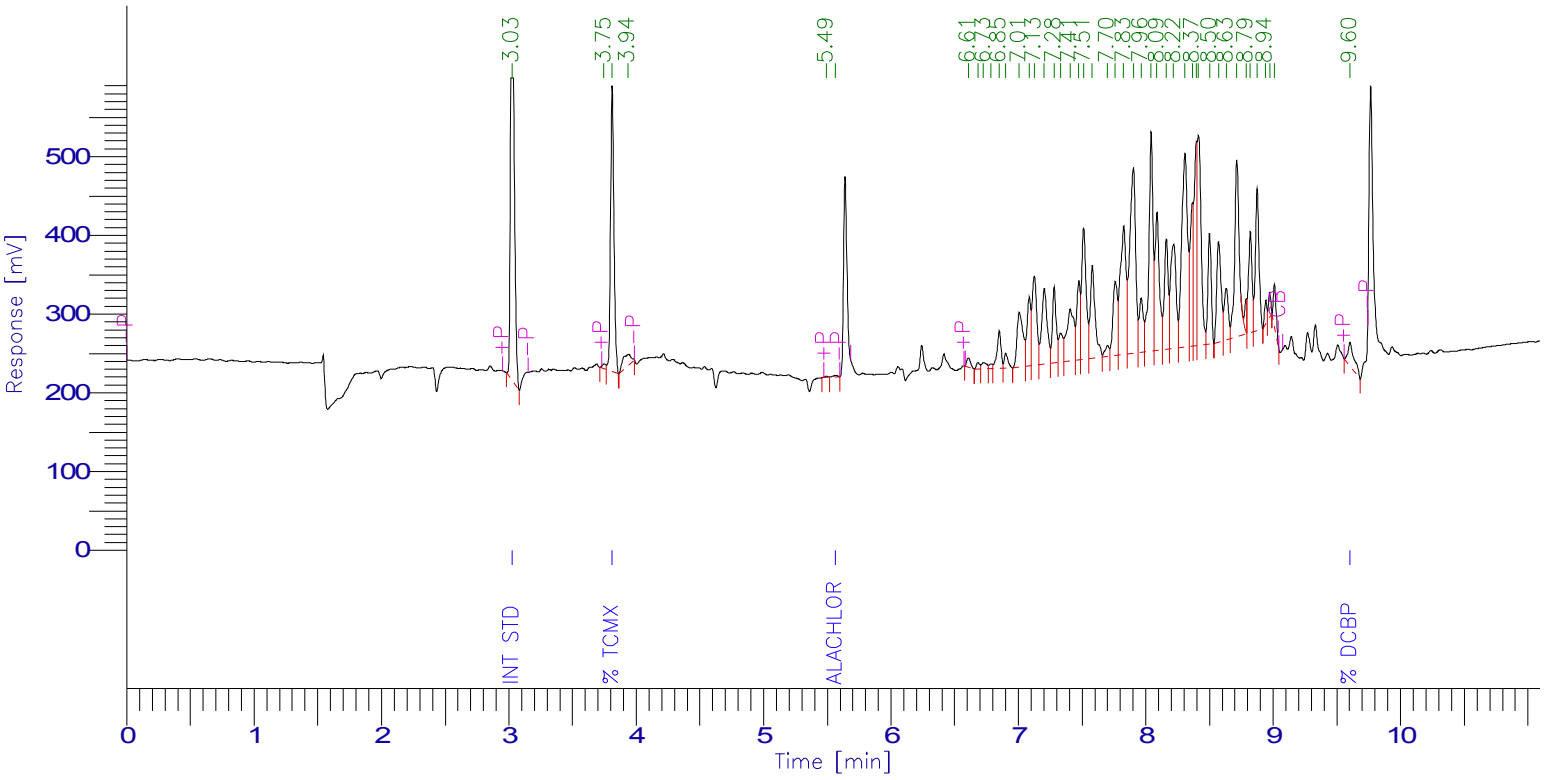

Toxaphene Timed Report

Peak #	Time [min]	Component Name	Raw Amount	Area [µV·s]
1	3.025	Int Std	100.0000	1126677.72
3	3.810	% TCMX	52.8762	668142.32
6	5.564	Alachlor	0.2079	4830.57
	7.800	Toxaphene	747.8016	10293972.19
46	9.602	% DCBP	5.8547	103883.21
			906.7405	12197506.00

Client Id: Toxaphene Standard

Software Version: 4.1<1L22>
Date: 4/26/17 02:02 PM
Sample Name : tox 1000;10y
Data File   : E:\TC2017\ECD4\04-APR\426B007.RAW   Date: 4/26/17 09:24 AM
Sequence File: E:\TC2017\ECD4\04-APR\PEST_SEQ.SEQ   Cycle: 939   Channel : B
Instrument   : AUTO4-DUAL_ECD   Rack/Vial: 0/6   Operator: CE
Sample Amount   : 1.0000   Dilution Factor : 1.00

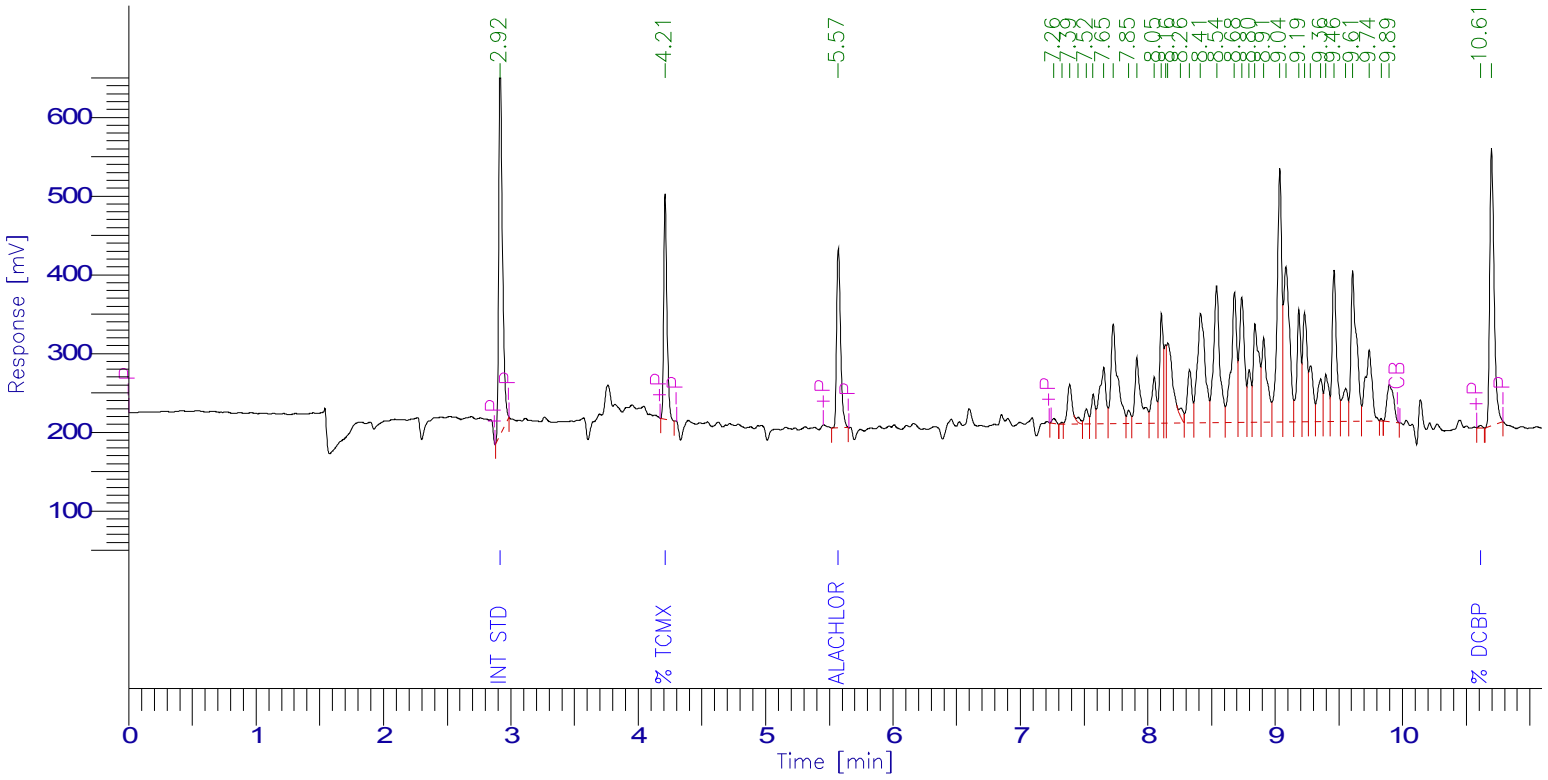

Toxaphene Timed Report

Peak #	Time [min]	Component Name	Raw Amount	Area [µV·s]
1	2.917	Int Std	100.0000	995917.91
2	4.211	% TCMX	50.5751	513703.92
3	5.570	Alachlor	22.6688	486016.17
	8.600	Toxaphene	870.6129	9598754.30
40	10.611	% DCBP	0.3270	5656.95
			1044.1838	11600049.25

Client Id: Chlordane Standard

Software Version: 4.1<1L22>
Date: 4/27/17 10:32 AM
Sample Name : c 300;11l
Data File : E:\TC2017\ECD4\04-APR\426A020.RAW Date: 4/26/17 04:13 PM
Sequence File: E:\TC2017\ECD4\04-APR\PEST_SEQ.SEQ Cycle: 952 Channel : A
Instrument : AUTO4-DUAL_ECD Rack/Vial: 0/18 Operator: CE
Sample Amount : 1.0000 Dilution Factor : 1.00

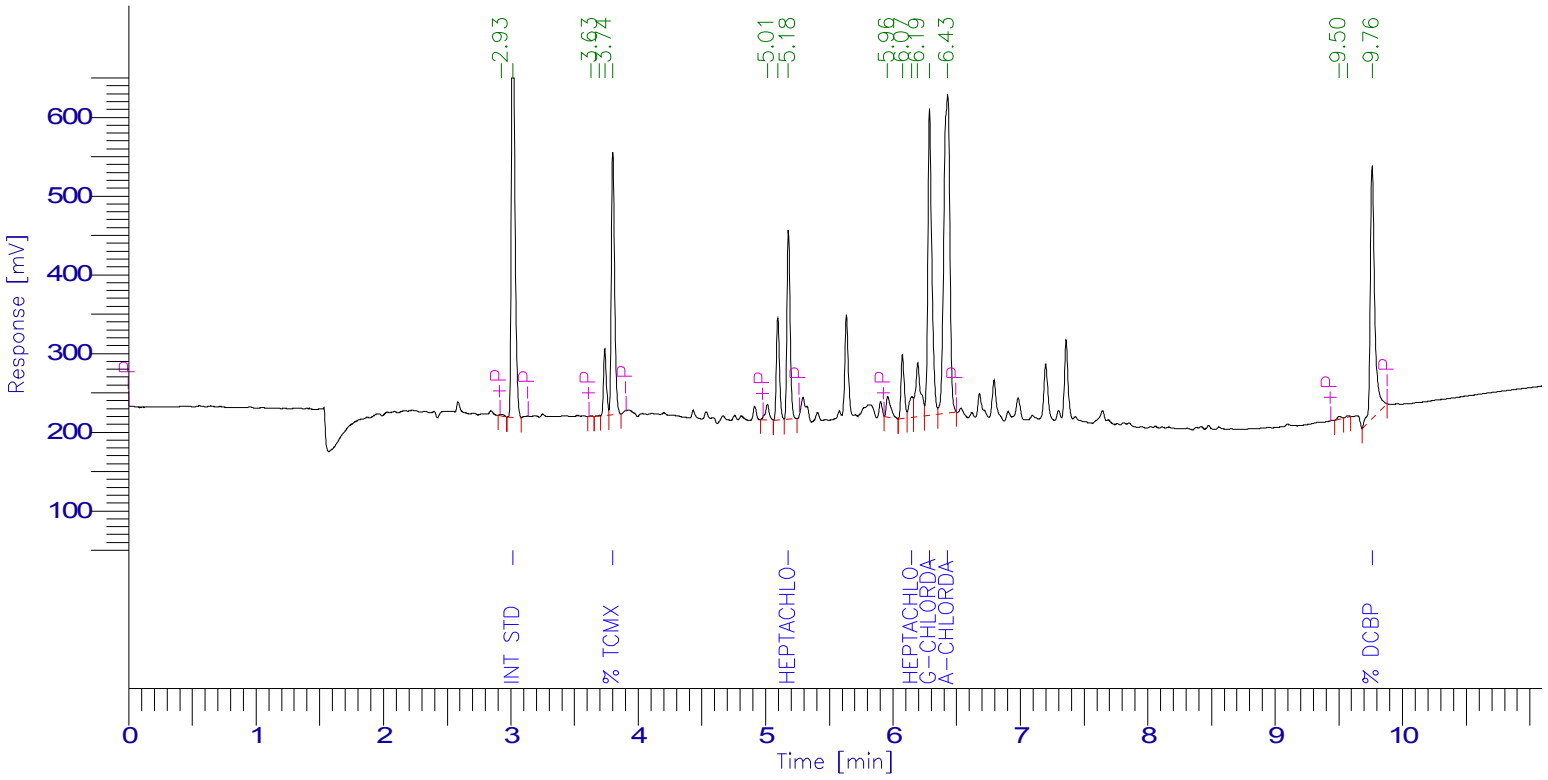

Chlordane Report

Peak #	Time [min]	Component Name	Raw Amount	Multiplier	Adjusted Amt for Labworks	Area [µV·s]
2	3.016	Int Std	100.0000	1.0000	100.0000	1060023.31
6	3.800	% TCMX	50.8987	1.0000	50.8987	583978.54
0	4.201	Hexachlorobenzene	0.0000	1.0000	0.0000	0.00
0	4.380	a-BHC	0.0000	1.0000	0.0000	0.00
0	4.703	g-BHC	0.0000	1.0000	0.0000	0.00
0	4.786	b-BHC	0.0000	1.0000	0.0000	0.00
0	4.969	d-BHC	0.0000	1.0000	0.0000	0.00
9	5.179	Heptachlor	14.5511	1.0000	14.5511	407199.91
0	5.494	Aldrin	0.0000	1.0000	0.0000	0.00
12	6.147	Heptachlor epoxide	2.2716	1.0000	2.2716	60517.64
14	6.286	g-Chlordane	28.6036	1.0000	28.6036	855141.40
15	6.429	a-Chlordane	47.9855	1.0000	47.9855	1306063.52
0	6.597	Endosulfan I	0.0000	1.0000	0.0000	0.00
0	6.877	Dieldrin	0.0000	1.0000	0.0000	0.00
0	7.437	Endosulfan II	0.0000	1.0000	0.0000	0.00
0	8.100	Methoxychlor	0.0000	1.0000	0.0000	0.00
0	8.306	Mirex	0.0000	1.0000	0.0000	0.00
0	8.412	Endosulfan sulfate	0.0000	1.0000	0.0000	0.00
18	9.760	% DCBP	52.4463	1.0000	52.4463	782152.11
			296.7568	19.0000	296.7568	5055076.42

Group Report For : Endrin Breakdown

Peak #	Time [min]	Component Name	Raw Amount	Multiplier	Adjusted Amt for Labworks	Area [µV·s]
0	7.166	Endrin	0.0000	1.0000	0.0000	0.00
0	7.920	Endrin aldehyde	0.0000	1.0000	0.0000	0.00
0	8.735	Endrin Ketone	0.0000	1.0000	0.0000	0.00
			0.0000	3.0000	0.0000	0.00

Group Report For : DDT Breakdown

Peak #	Time [min]	Component Name	Raw Amount	Multiplier	Adjusted Amt for Labworks	Area [µV·s]
0	6.500	4,4'-DDE	0.0000	1.0000	0.0000	0.00
0	7.216	4,4'-DDD	0.0000	1.0000	0.0000	0.00
0	7.550	4,4'-DDT	0.0000	1.0000	0.0000	0.00
			0.0000	3.0000	0.0000	0.00

Client Id: Chlordane Standard

Software Version: 4.1<1L22>
Date: 4/27/17 10:32 AM
Sample Name : c 300;11l
Data File   : E:\TC2017\ECD4\04-APR\426B020.RAW   Date: 4/26/17 04:13 PM
Sequence File: E:\TC2017\ECD4\04-APR\PEST_SEQ.SEQ   Cycle: 952   Channel : B
Instrument   : AUTO4-DUAL_ECD   Rack/Vial: 0/18   Operator: CE
Sample Amount   : 1.0000   Dilution Factor : 1.00

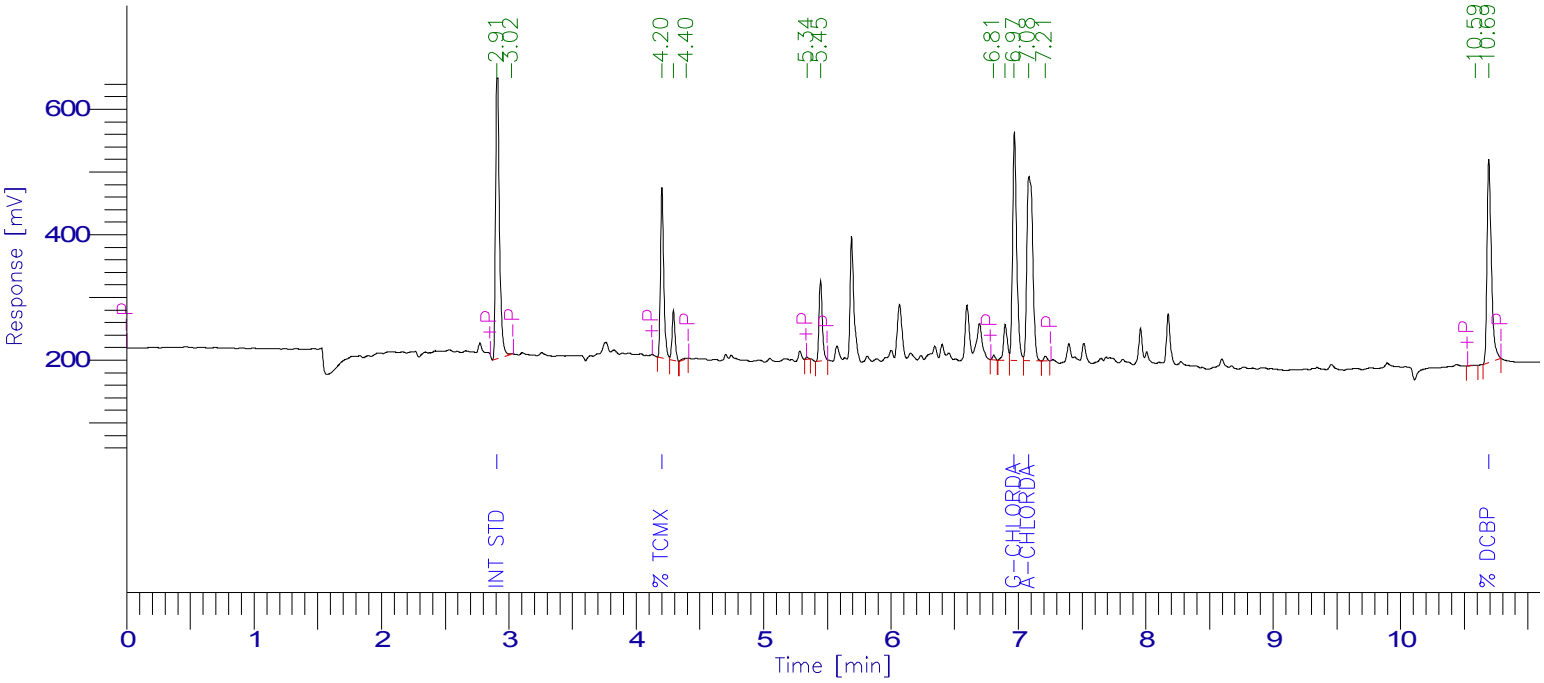

PESTICIDE REPORT

Peak #	Time [min]	Component Name	Raw Amount	Surrogate Recovery TCMX & DCBP	Multiplier	Adjusted Amount for Labowrks	Area [µV·s]
1	2.908	Int Std	100.0000	250.0000	1.0000	100.0000	1006047.30
3	4.201	% TCMX	53.8009	134.5023	1.0000	53.8009	492103.38
0	4.680	a-BHC	0.0000	0.0000	1.0000	0.0000	0.00
0	4.732	Hexachlorobenzene	0.0000	0.0000	1.0000	0.0000	0.00
0	5.026	g-BHC	0.0000	0.0000	1.0000	0.0000	0.00
0	5.227	b-BHC	0.0000	0.0000	1.0000	0.0000	0.00
0	5.500	d-BHC	0.0000	0.0000	1.0000	0.0000	0.00
0	5.689	Heptachlor	0.0000	0.0000	1.0000	0.0000	0.00
0	6.085	Aldrin	0.0000	0.0000	1.0000	0.0000	0.00
0	6.620	Heptachlor epoxide	0.0000	0.0000	1.0000	0.0000	0.00
10	6.968	g-Chlordane	34.4302	86.0754	1.0000	34.4302	827490.75
11	7.082	a-Chlordane	45.9437	114.8593	1.0000	45.9437	951897.92
0	7.138	Endosulfan I	0.0000	0.0000	1.0000	0.0000	0.00
0	7.340	4,4'-DDE	0.0000	0.0000	1.0000	0.0000	0.00
0	7.503	Dieldrin	0.0000	0.0000	1.0000	0.0000	0.00
0	7.791	Endrin	0.0000	0.0000	1.0000	0.0000	0.00
0	8.001	4,4'-DDD	0.0000	0.0000	1.0000	0.0000	0.00
0	8.076	Endosulfan II	0.0000	0.0000	1.0000	0.0000	0.00
0	8.235	Endrin aldehyde	0.0000	0.0000	1.0000	0.0000	0.00
0	8.403	4,4'-DDT	0.0000	0.0000	1.0000	0.0000	0.00
0	8.531	Endosulfan sulfate	0.0000	0.0000	1.0000	0.0000	0.00
0	9.011	Methoxychlor	0.0000	0.0000	1.0000	0.0000	0.00
0	9.100	Endrin Ketone	0.0000	0.0000	1.0000	0.0000	0.00
0	9.659	Mirex	0.0000	0.0000	1.0000	0.0000	0.00
14	10.692	% DCBP	50.7784	126.9460	1.0000	50.7784	782065.34
				712.3829	25.0000	284.9532	4059604.69

Client Id: Chlordane Standard

Software Version: 4.1<1L22>
Date: 5/1/17 11:24 AM
Sample Name : c300;11c
Data File   : E:\TC2017\ECD4\05-MAY\501A006.RAW   Date: 5/1/17 09:20 AM
Sequence File: E:\TC2017\ECD4\05-MAY\PEST_SEQ.SEQ   Cycle: 6   Channel : A
Instrument   : AUTO4-DUAL_ECD   Rack/Vial: 0/5   Operator: CE
Sample Amount   : 1.0000   Dilution Factor : 1.00

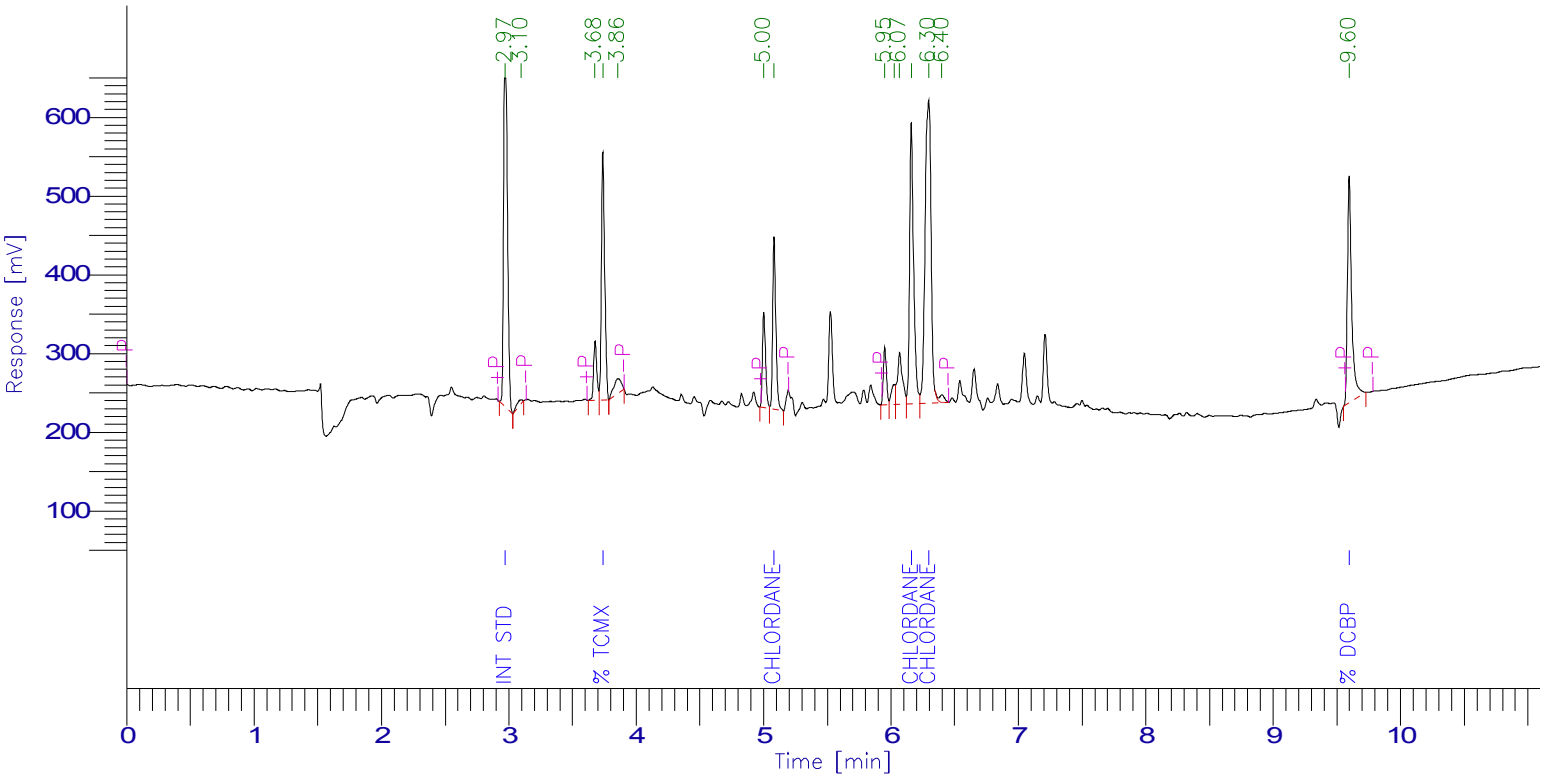

Chlordane Report

Peak #	Time [min]	Component Name	Raw Amount	Multiplier	Adjusted Amt for Labworks	Area [µV·s]
1	2.972	Int Std	100.0000	1.0000	100.0000	1001829.26
4	3.738	% TCMX	56.1574	1.0000	56.1574	572598.77
7	5.082	Chlordane-1	279.6489	1.0000	279.6489	383162.89
11	6.159	Chlordane-2	252.1539	1.0000	252.1539	793382.59
12	6.296	Chlordane-3	262.3343	1.0000	262.3343	1254505.92
14	9.595	% DCBP	47.3187	1.0000	47.3187	676920.09
			997.6132	6.0000	997.6132	4682399.50

Client Id: Chlordane Standard

Software Version: 4.1<1L22>
Date: 5/1/17 11:24 AM
Sample Name : c300;11c
Data File   : E:\TC2017\ECD4\05-MAY\501B006.RAW   Date: 5/1/17 09:20 AM
Sequence File: E:\TC2017\ECD4\05-MAY\PEST_SEQ.SEQ   Cycle: 6   Channel : B
Instrument   : AUTO4-DUAL_ECD   Rack/Vial: 0/5   Operator: CE
Sample Amount   : 1.0000   Dilution Factor : 1.00

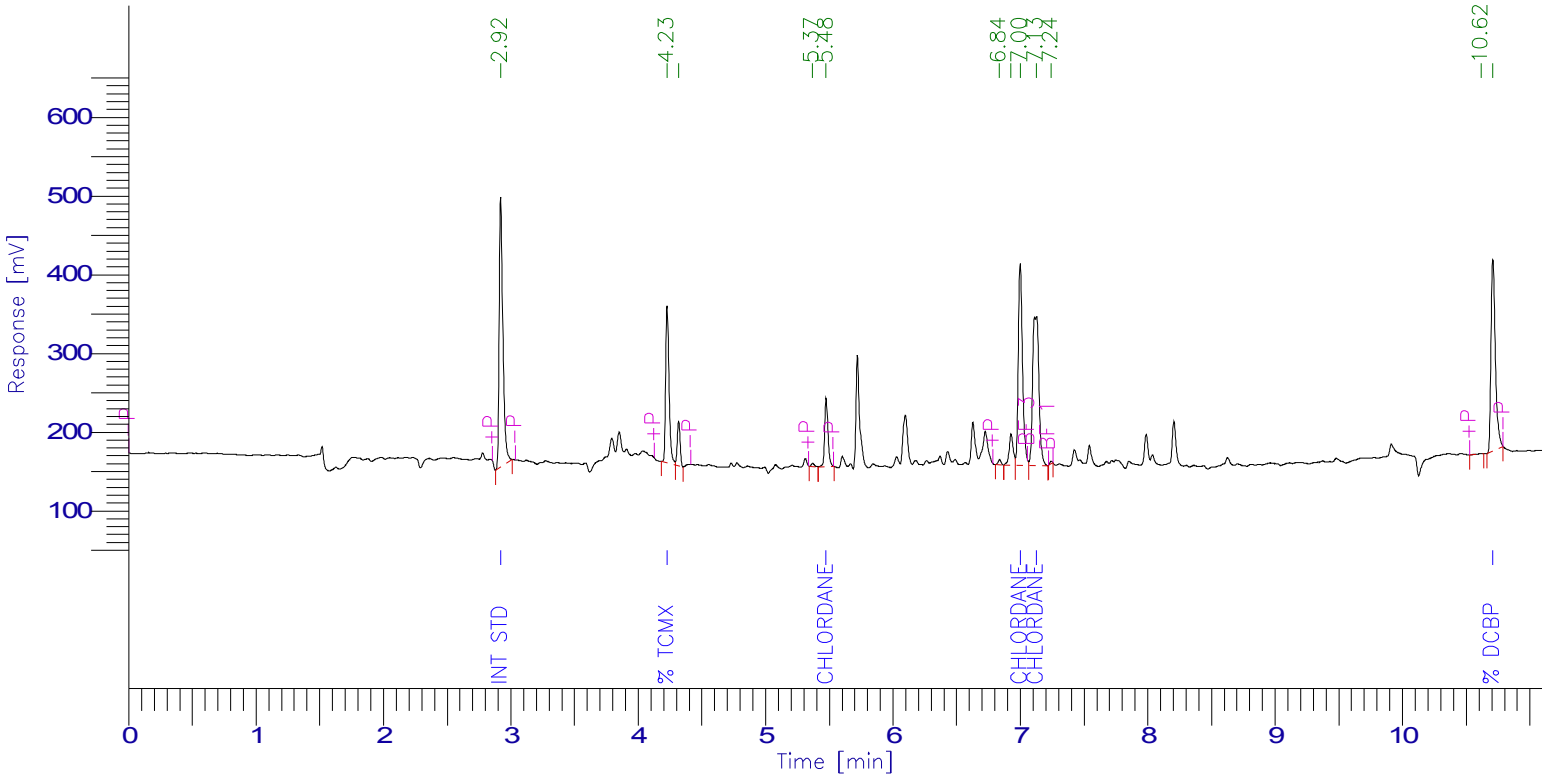

Chlordane Report

Peak #	Time [min]	Component Name	Raw Amount	Multiplier	Adjusted Amt for Labworks	Area [µV·s]
1	2.920	Int Std	100.0000	1.0000	100.0000	702504.25
2	4.227	% TCMX	60.1720	1.0000	60.1720	366202.17
5	5.475	Chlordane-1	272.8962	1.0000	272.8962	154551.15
8	6.998	Chlordane-2	283.6706	1.0000	283.6706	583173.70
9	7.126	Chlordane-3	291.7819	1.0000	291.7819	654344.19
12	10.708	% DCBP	54.8586	1.0000	54.8586	576452.27
			1063.3793	6.0000	1063.3793	3037227.74

Client Id: Toxaphene Standard

Software Version: 4.1<1L22>
Date: 5/1/17 11:25 AM
Sample Name : tox 1000;10w
Data File   : E:\TC2017\ECD4\05-MAY\501A007.RAW   Date: 5/1/17 09:36 AM
Sequence File: E:\TC2017\ECD4\05-MAY\PEST_SEQ.SEQ   Cycle: 7   Channel : A
Instrument   : AUTO4-DUAL_ECD   Rack/Vial: 0/6   Operator: CE
Sample Amount   : 1.0000   Dilution Factor : 1.00

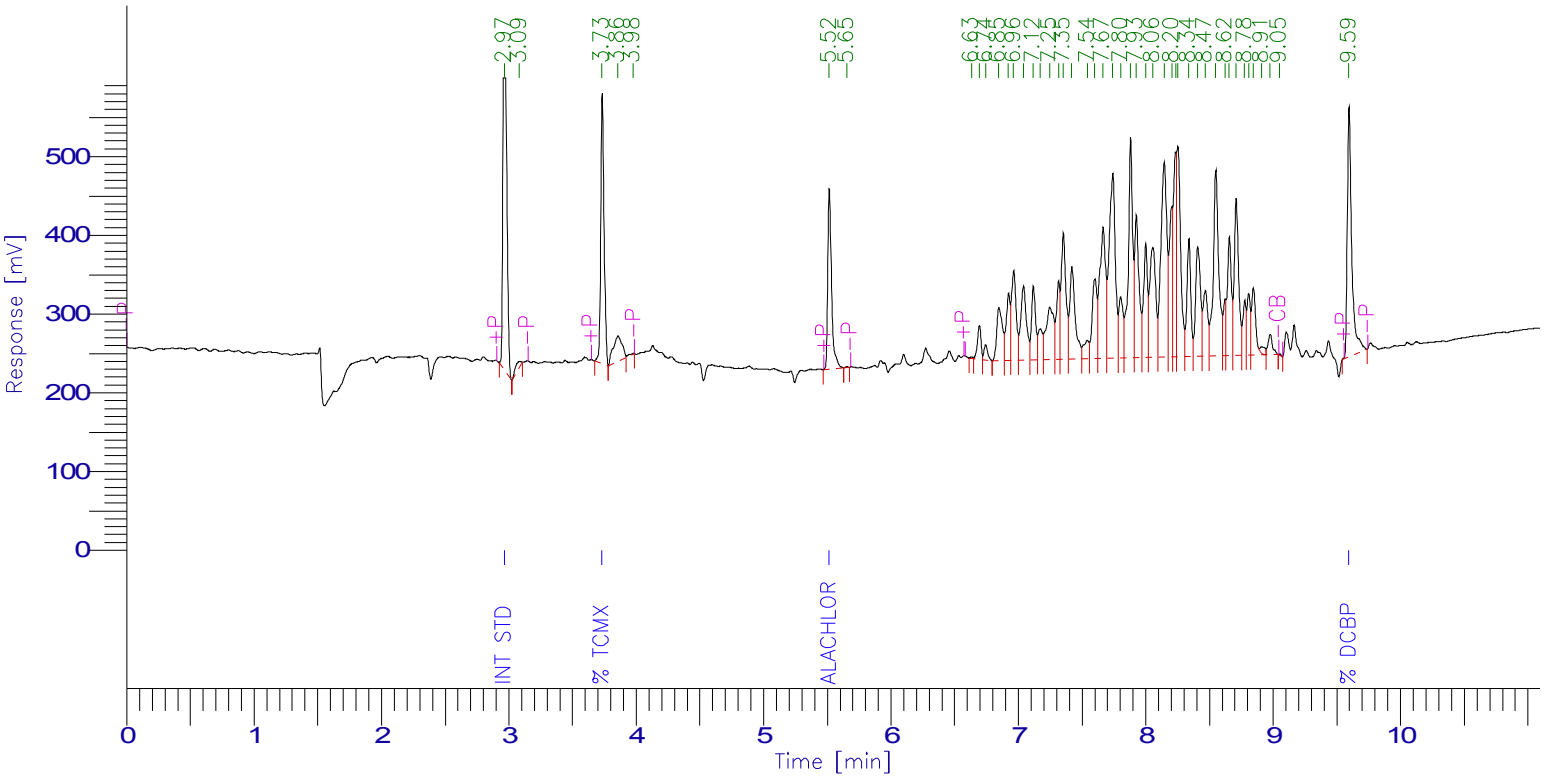

Toxaphene Timed Report

Peak #	Time [min]	Component Name	Raw Amount	Area [µV·s]
1	2.966	Int Std	100.0000	1052329.14
3	3.733	% TCMX	53.2779	628792.76
6	5.516	Alachlor	22.0329	478115.07
	7.800	Toxaphene	905.5939	11643458.51
47	9.594	% DCBP	46.7062	774042.00
			1127.6110	14576737.48

Client Id: Toxaphene Standard

Software Version: 4.1<1L22>
Date: 5/1/17 11:25 AM
Sample Name : tox 1000;10w
Data File   : E:\TC2017\ECD4\05-MAY\501B007.RAW   Date: 5/1/17 09:36 AM
Sequence File: E:\TC2017\ECD4\05-MAY\PEST_SEQ.SEQ   Cycle: 7   Channel : B
Instrument   : AUTO4-DUAL_ECD   Rack/Vial: 0/6   Operator: CE
Sample Amount   : 1.0000   Dilution Factor : 1.00

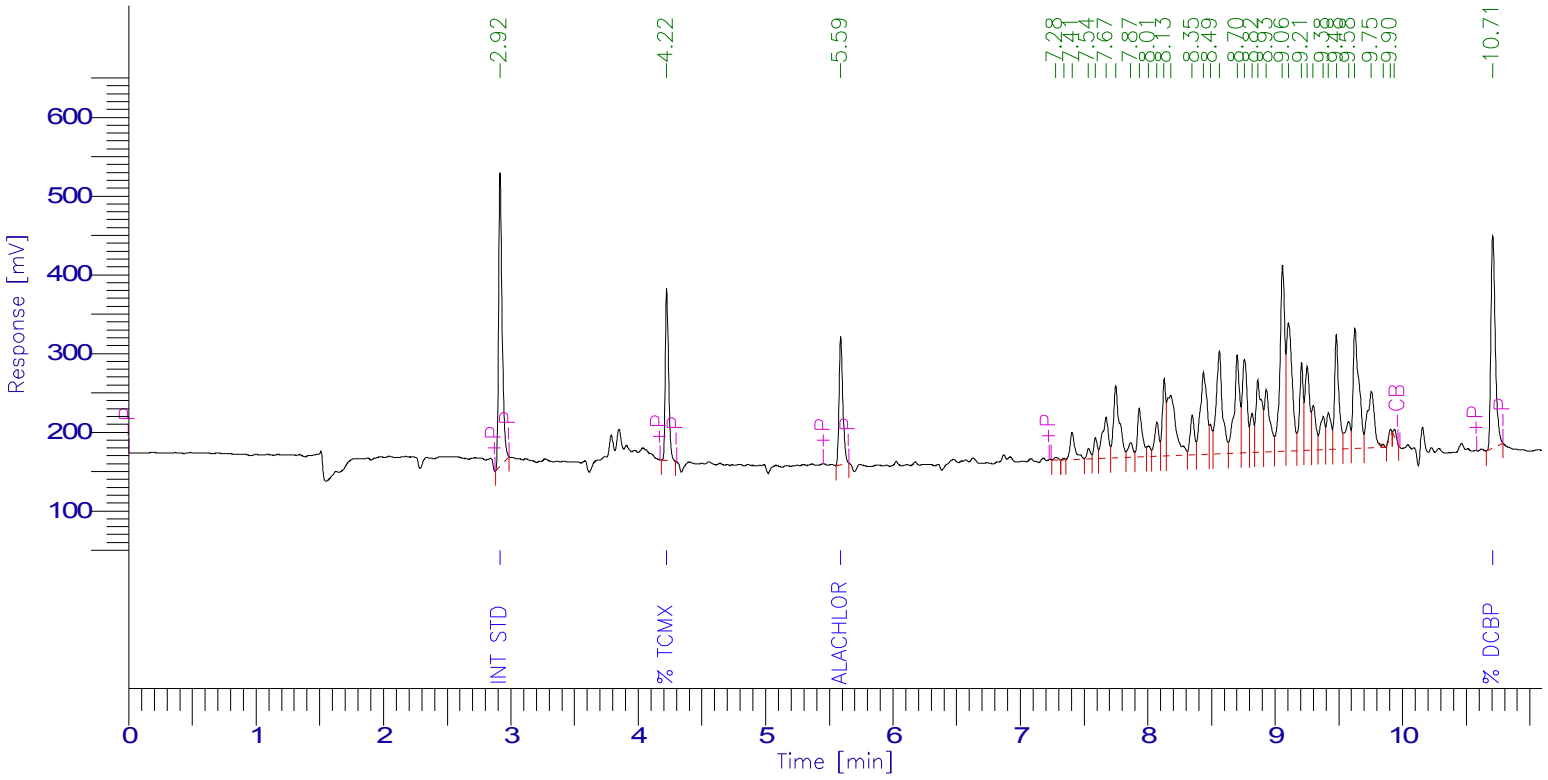

Toxaphene Timed Report

Peak #	Time [min]	Component Name	Raw Amount	Area [µV·s]
1	2.916	Int Std	100.0000	731004.87
2	4.224	% TCMX	52.1047	388462.96
3	5.589	Alachlor	21.4086	336904.12
	8.600	Toxaphene	883.0937	7146497.79
40	10.707	% DCBP	50.4577	640794.36
			1107.0647	9243664.10

1D

PESTICIDE ORGANICS ANALYSIS DATA SHEET

CLIENT SAMPLE NO.

BY06962 LCS

Lab Name: Phoenix Environmental Client: NETC

Lab Code: Phoenix Instr: ECD35 Column.: CLP 0.32 SDG No.: GBY06958

Matrix: (soil/water) SOIL Lab Sample ID: BY06962 LCS

Sample wt/vol: 15 (g/mL) g Lab File ID: 426A035

% Moisture: n.a. decanted: (Y/N) N Date Received: 04/19/17

Extraction: (SepF/Cont/ASE) 3545 Date Extracted: 04/24/17

Concentrated Extract Volume: 5000 (uL) Date Analyzed: 04/26/17

Injection Volume: 1 (ul) Dilution Factor: 2

CONCENTRATION UNITS:
(mg/L or mg/Kg) ug/Kg

CAS NO.	COMPOUND	CF	CONC	P/C	Q	MDL	PQL
319-84-6	alpha-BHC	2.807	26.4	C		1.0	1.0
319-85-7	beta-BHC	1.029	23.7	C		1.0	1.0
319-86-8	delta-BHC	2.508	21.7	C		3.3	3.3
58-89-9	gamma-BHC (Lindane)	2.614	23.6	C		1.0	1.0
76-44-8	Heptachlor	2.496	22.9	C		3.3	3.3
309-00-2	Aldrin	2.388	23.1	C		1.0	1.0
1024-57-3	Heptachlor Epoxide	2.032	24.1	C		3.3	3.3
959-98-8	Endosulfan I	1.900	26.1	C		3.3	3.3
60-57-1	Dieldrin	2.005	23.2	C		1.0	1.0
72-55-9	4,4' -DDE	1.779	21.9	C		1.7	1.7
72-20-8	Endrin	1.688	24.0	C		3.3	3.3
33213-65-9	Endosulfan II	1.486	25.4	C		3.3	3.3
72-54-8	4,4' -DDD	1.428	22.0	C		1.7	1.7
1031-07-8	Endosulfan Sulfate	1.081	22.7	C		3.3	3.3
50-29-3	4,4' -DDT	1.400	23.7	C		1.7	1.7
72-43-5	Methoxychlor	0.622	26.5	C		3.3	3.3
53494-70-5	Endrin ketone	1.327	22.0	C		3.3	3.3
7421-93-4	Endrin Aldehyde	1.113	20.8	C		3.3	3.3
8001-35-2	Toxaphene	NA	130	C	U	130	130
5103-71-9	alpha-Chlordane	1.967	23.6	C		3.3	3.3
5103-74-2	gamma-Chlordane	2.059	22.8	C		3.3	3.3
57-74-9	Chlordane	NA	22.8	C		33	33
2051-24-3	Decachlorobiphenyl	0.826	62	C		%	%
877-09-8	Tetrachloro-m-xylene	1.531	65	C		%	%

319-84-6 Sample Result Calc: ((39.6391raw * 2df * 5fv) / (15wt-vol * 1%sol) = 26.4

Both channels need to have the compound detected for a concentration to be reported on either channel.
U1=Due to matrix interference and/or the presence of a large amount of non-target material, the reporting level for this compound has been elevated.
U2=The presence of this compound was not confirmed by the analyst based on the characteristic pattern matching of multi-component parameters, retention time, and/or peak shape.

P/C: P=Primary Result C=Confirmation Result X=Not Used CF=Calculated Calibration/Response Factor MC=Multi-Component

1D

PESTICIDE ORGANICS ANALYSIS DATA SHEET

CLIENT SAMPLE NO.

BY06962 LCS

Lab Name: Phoenix Environmental Client: NETC

Lab Code: Phoenix Instr: ECD35 Column.: rtx-440 0.32 SDG No.: GBY06958

Matrix: (soil/water) SOIL Lab Sample ID: BY06962 LCS

Sample wt/vol: 15 (g/mL) g Lab File ID: 426B035

% Moisture: n.a. decanted: (Y/N) N Date Received: 04/19/17

Extraction: (SepF/Cont/ASE) 3545 Date Extracted: 04/24/17

Concentrated Extract Volume: 5000 (uL) Date Analyzed: 04/26/17

Injection Volume: 1 (ul) Dilution Factor: 2

CONCENTRATION UNITS:
(mg/L or mg/Kg) ug/Kg

CAS NO.	COMPOUND	CF	CONC	P/C	Q	MDL	PQL
319-84-6	alpha-BHC	2.734	23.4	P		1.0	1.0
319-85-7	beta-BHC	1.020	24.7	P		1.0	1.0
319-86-8	delta-BHC	2.532	22.2	P		3.3	3.3
58-89-9	gamma-BHC (Lindane)	1.938	30.2	P		1.0	1.0
76-44-8	Heptachlor	2.221	24.6	P		3.3	3.3
309-00-2	Aldrin	2.146	24.7	P		1.0	1.0
1024-57-3	Heptachlor Epoxide	1.971	25.2	P		3.3	3.3
959-98-8	Endosulfan I	1.752	26.6	P		3.3	3.3
60-57-1	Dieldrin	1.864	24.5	P		1.0	1.0
72-55-9	4,4' -DDE	1.688	27.3	P		1.7	1.7
72-20-8	Endrin	1.537	23.6	P		3.3	3.3
33213-65-9	Endosulfan II	1.349	22.7	P		3.3	3.3
72-54-8	4,4' -DDD	1.094	24.3	P		1.7	1.7
1031-07-8	Endosulfan Sulfate	1.126	24.4	P		3.3	3.3
50-29-3	4,4' -DDT	1.052	28.0	P		1.7	1.7
72-43-5	Methoxychlor	0.549	31.7	P		3.3	3.3
53494-70-5	Endrin ketone	1.235	28.6	P		3.3	3.3
7421-93-4	Endrin Aldehyde	1.080	23.7	P		3.3	3.3
8001-35-2	Toxaphene	NA	130	P	U	130	130
5103-71-9	alpha-Chlordane	1.881	24.0	P		3.3	3.3
5103-74-2	gamma-Chlordane	1.993	26.0	P		3.3	3.3
57-74-9	Chlordane	NA	26.0	P		33	33
2051-24-3	Decachlorobiphenyl	0.989	70	P		%	%
877-09-8	Tetrachloro-m-xylene	1.037	72	P		%	%

319-84-6 Sample Result Calc: ((35.1736raw * 2df * 5fv) / (15wt-vol * 1%sol) = 23.4

Both channels need to have the compound detected for a concentration to be reported on either channel.
U1=Due to matrix interference and/or the presence of a large amount of non-target material, the reporting level for this compound has been elevated.
U2=The presence of this compound was not confirmed by the analyst based on the characteristic pattern matching of multi-component parameters, retention time, and/or peak shape.

P/C: P=Primary Result C=Confirmation Result X=Not Used CF=Calculated Calibration/Response Factor MC=Multi-Component

10A

PESTICIDES CONFIRMATION SUMMARY FOR SINGLE COMPONENT ANALYTES

CLIENT SAMPLE NO

B3-2 S-2 LCS

Lab Name: Phoenix Environmental Labs Client: NETC

Lab Code: Phoenix Lab File ID: 426A035 | 426B035 SDG No.: GBY06958

Lab SampleID: BY06962 Instrument ID: ECD35 Date Analyzed: 4/26/17 20:15

GC Column(A): CLP ID: 0.32 (mm) GC Column(B): rtx-440 ID: 0.32 (mm)

ANALYTE	COL	RT	RT WINDOW FROM	RT WINDOW TO	CALCULATED CONC	CF	%RPD	*
alpha-BHC	A	4.22	4.28	4.38	26.4	2.807	12.0	
	B	4.65	4.61	4.71	23.4	2.734		
beta-BHC	A	4.62	4.69	4.79	23.7	1.029	4.1	
	B	5.22	5.17	5.27	24.7	1.020		
delta-BHC	A	4.80	4.87	4.97	21.7	2.508	2.3	
	B	5.49	5.43	5.53	22.2	2.532		
gamma-BHC (Lindane)	A	4.54	4.61	4.71	23.6	2.614	24.5	
	B	5.00	4.96	5.06	30.2	1.938		
Heptachlor	A	5.01	5.08	5.18	22.9	2.496	7.2	
	B	5.68	5.63	5.73	24.6	2.221		
Aldrin	A	5.31	5.39	5.49	23.1	2.388	6.7	
	B	6.08	6.03	6.13	24.7	2.146		
Heptachlor Epoxide	A	5.94	6.02	6.16	24.1	2.032	4.5	
	B	6.61	6.54	6.68	25.2	1.971		
Endosulfan I	A	6.38	6.47	6.61	26.1	1.900	1.9	
	B	7.12	7.05	7.19	26.6	1.752		
Dieldrin	A	6.65	6.75	6.89	23.2	2.005	5.5	
	B	7.49	7.42	7.56	24.5	1.864		
4,4' -DDE	A	6.30	6.38	6.52	21.9	1.779	22.0	
	B	7.34	7.26	7.40	27.3	1.688		
Endrin	A	6.93	7.04	7.18	24.0	1.688	1.7	
	B	7.78	7.71	7.85	23.6	1.537		
Endosulfan II	A	7.21	7.31	7.45	25.4	1.486	11.2	
	B	8.07	7.99	8.13	22.7	1.349		
4,4' -DDD	A	7.00	7.09	7.23	22.0	1.428	9.9	
	B	8.01	7.93	8.07	24.3	1.094		
Endosulfan Sulfate	A	8.18	8.28	8.42	22.7	1.081	7.2	
	B	8.54	8.46	8.60	24.4	1.126		
4,4' -DDT	A	7.33	7.42	7.56	23.7	1.400	16.6	
	B	8.41	8.33	8.47	28.0	1.052		
Methoxychlor	A	7.90	7.97	8.11	26.5	0.622	17.9	
	B	9.02	8.94	9.08	31.7	0.549		
Endrin ketone	A	8.51	8.60	8.74	22.0	1.327	26.1	
	B	9.11	9.02	9.16	28.6	1.235		
Endrin Aldehyde	A	7.69	7.79	7.93	20.8	1.113	13.0	
	B	8.24	8.16	8.30	23.7	1.080		
alpha-Chlordane	A	6.22	6.30	6.44	23.6	1.967	1.7	
	B	7.07	7.00	7.14	24.0	1.881		
gamma-Chlordane	A	6.08	6.16	6.30	22.8	2.059	13.1	
	B	6.96	6.89	7.03	26.0	1.993		

%RPD must be less than or equal to 40% (*) Criteria exceeded.

NC - (No Criteria) %RPD is not calculated when either result is less than 2 times the reporting level.

CF = Calculated Calibration/Response Factor

FORM X Pesticides

Client Id: QC Laboratory Control Sample (LCS) BY06962

Software Version: 4.1<1L22>
Date: 4/27/17 09:49 AM
Sample Name : LCS 06962 2XC CU
Data File : E:\TC2017\ECD35\04-APR\426A035.RAW Date: 4/26/17 08:15 PM
Sequence File: E:\TC2017\ECD35\04-APR\PEST_SEQ.SEQ Cycle: 827 Channel : A
Instrument : AUTO_ECD35 Rack/Vial: 0/30 Operator: ce
Sample Amount : 1.0000 Dilution Factor : 1.00

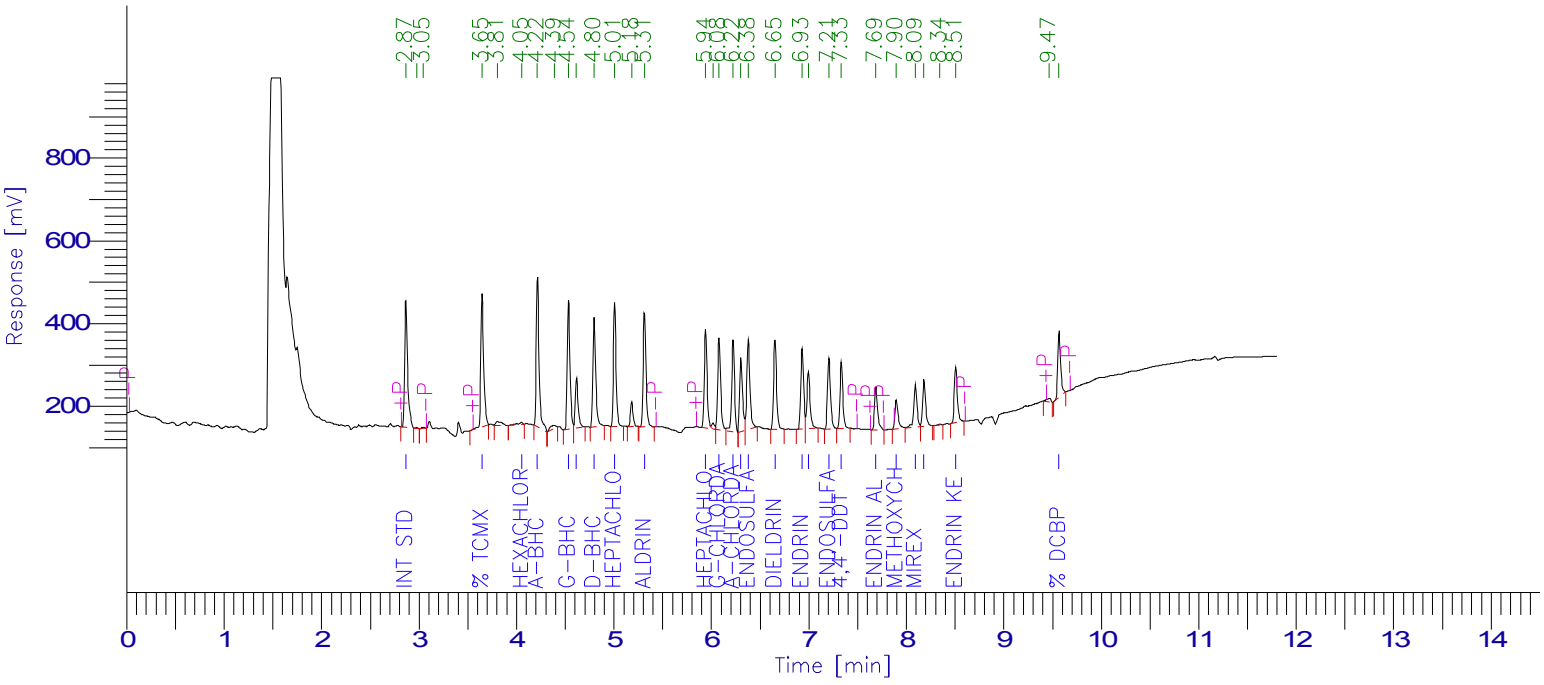

PESTICIDE REPORT

Peak #	Time [min]	Component Name	Raw Amount	Surrogate Recovery TCMX & DCBP	Multiplier	Adjusted Amount for Labowrks	Area [µV·s]
1	2.867	Int Std	100.0000	250.0000	1.0000	100.0000	660381.40
4	3.649	% TCMX	65.1356	162.8390	1.0000	65.1356	658578.20
6	4.054	Hexachlorobenzene	1.4476	3.6190	1.0000	1.4476	21325.45
7	4.217	a-BHC	39.6391	99.0977	1.0000	39.6391	734806.18
9	4.535	g-BHC	35.3927	88.4816	1.0000	35.3927	610947.71
10	4.617	b-BHC	35.5629	88.9072	1.0000	35.5629	241776.92
11	4.798	d-BHC	32.5113	81.2783	1.0000	32.5113	538370.78
12	5.008	Heptachlor	34.4177	86.0443	1.0000	34.4177	567370.00
14	5.314	Aldrin	34.6101	86.5253	1.0000	34.6101	545763.79
15	5.941	Heptachlor epoxide	36.1037	90.2591	1.0000	36.1037	484397.25
17	6.080	g-Chlordane	34.1995	85.4987	1.0000	34.1995	465063.30
18	6.224	a-Chlordane	35.4535	88.6337	1.0000	35.4535	460630.60
19	6.304	4,4'-DDE	32.9081	82.2702	1.0000	32.9081	386518.67
20	6.379	Endosulfan I	39.0872	97.7181	1.0000	39.0872	490440.84
21	6.653	Dieldrin	34.7646	86.9115	1.0000	34.7646	460220.74
22	6.932	Endrin	36.0636	90.1591	1.0000	36.0636	402081.28
23	6.996	4,4'-DDD	32.9284	82.3211	1.0000	32.9284	310444.92
24	7.206	Endosulfan II	38.1592	95.3980	1.0000	38.1592	374360.94
25	7.334	4,4'-DDT	35.5469	88.8673	1.0000	35.5469	328657.08
26	7.688	Endrin aldehyde	31.1810	77.9526	1.0000	31.1810	229115.24
27	7.897	Methoxychlor	39.8112	99.5281	1.0000	39.8112	163409.82
28	8.093	Mirex	37.1699	92.9247	1.0000	37.1699	246168.43
29	8.182	Endosulfan sulfate	34.1041	85.2602	1.0000	34.1041	243456.93
31	8.507	Endrin Ketone	33.0657	82.6643	1.0000	33.0657	289755.95
33	9.567	% DCBP	61.6573	154.1433	1.0000	61.6573	336468.70
			2427.3022	25.0000	970.9209		10250511.12

Software Version: 4.1<1L22>
Date: 4/27/17 09:49 AM
Sample Name : LCS 06962 2XC CU
Data File : E:\TC2017\ECD35\04-APR\426B035.RAW Date: 4/26/17 08:15 PM
Sequence File: E:\TC2017\ECD35\04-APR\PEST_SEQ.SEQ Cycle: 827 Channel : B
Instrument : AUTO_ECD35 Rack/Vial: 0/30 Operator: ce
Sample Amount : 1.0000 Dilution Factor : 1.00

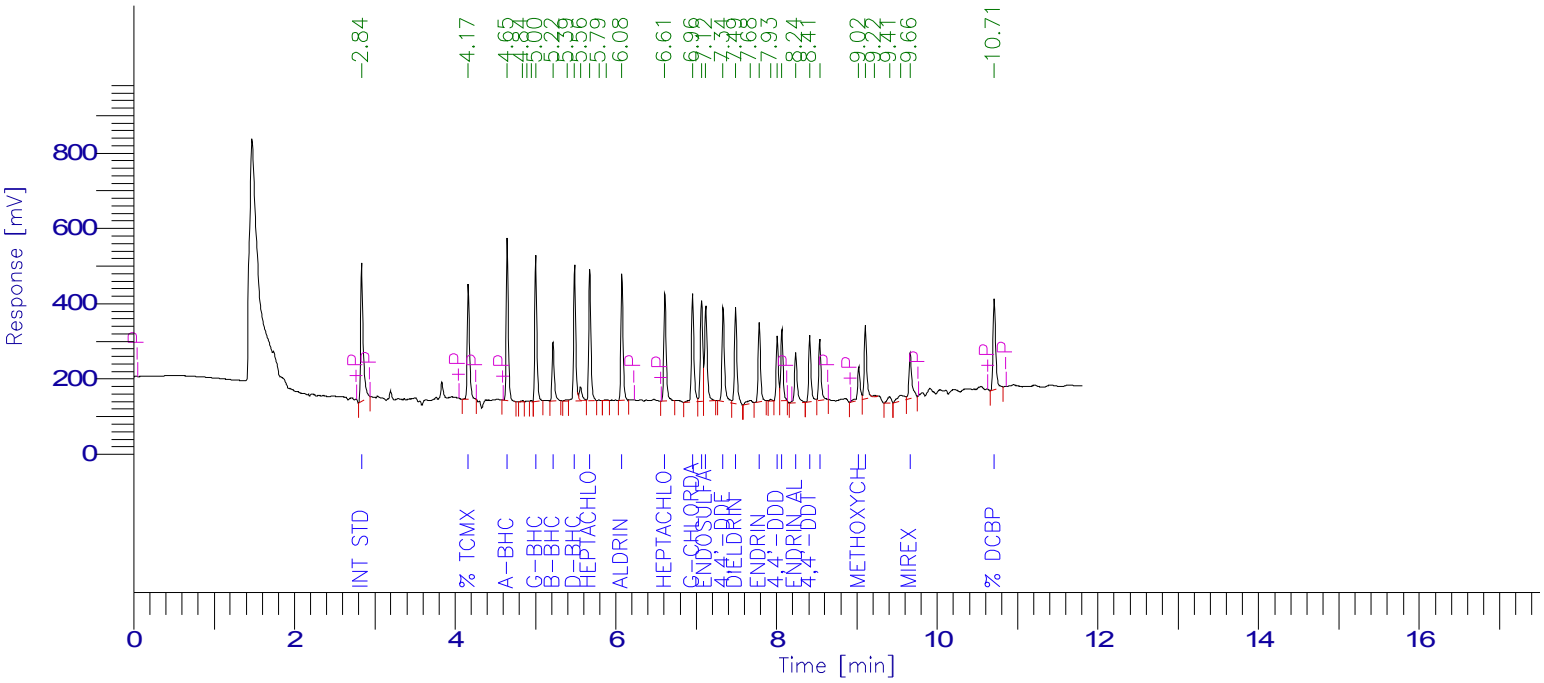

PESTICIDE REPORT

Peak #	Time [min]	Component Name	Raw Amount	Surrogate Recovery Multiplier TCMX & DCBP		Adjusted Amount for Labowrks	Area [µV·s]
1	2.838	Int Std	100.0000	250.0000	1.0000	100.0000	808595.21
2	4.165	% TCMX	72.1826	180.4564	1.0000	72.1826	605056.16
3	4.649	a-BHC	35.1736	87.9341	1.0000	35.1736	777507.48
0	4.715	Hexachlorobenzene	0.0000	0.0000	1.0000	0.0000	0.00
7	5.003	g-BHC	45.2496	113.1239	1.0000	45.2496	709240.16
8	5.219	b-BHC	37.1085	92.7712	1.0000	37.1085	305988.24
10	5.487	d-BHC	33.3562	83.3906	1.0000	33.3562	682787.75
12	5.676	Heptachlor	36.9679	92.4198	1.0000	36.9679	663912.96
15	6.075	Aldrin	37.0614	92.6536	1.0000	37.0614	643198.69
16	6.610	Heptachlor epoxide	37.8300	94.5750	1.0000	37.8300	603053.93
17	6.956	g-Chlordane	38.9796	97.4489	1.0000	38.9796	628073.39
18	7.067	a-Chlordane	36.0473	90.1183	1.0000	36.0473	548213.06
19	7.119	Endosulfan I	39.9683	99.9208	1.0000	39.9683	566175.17
20	7.335	4,4'-DDE	40.9050	102.2624	1.0000	40.9050	558161.99
21	7.491	Dieldrin	36.7783	91.9457	1.0000	36.7783	554297.37
23	7.784	Endrin	35.3546	88.3865	1.0000	35.3546	439266.62
25	8.009	4,4'-DDD	36.3961	90.9901	1.0000	36.3961	321970.98
26	8.068	Endosulfan II	33.9774	84.9434	1.0000	33.9774	370616.63
27	8.237	Endrin aldehyde	35.5963	88.9906	1.0000	35.5963	310860.68
28	8.412	4,4'-DDT	42.0085	105.0212	1.0000	42.0085	357445.18
29	8.538	Endosulfan sulfate	36.5875	91.4687	1.0000	36.5875	332982.30
30	9.023	Methoxychlor	47.4945	118.7364	1.0000	47.4945	210765.86
31	9.105	Endrin Ketone	42.9730	107.4326	1.0000	42.9730	429203.85
35	9.663	Mirex	45.8827	114.7068	1.0000	45.8827	303020.36
36	10.708	% DCBP	70.1930	175.4826	1.0000	70.1930	561360.49
				2635.1796	25.0000	1054.0718	12291754.53

1D

PESTICIDE ORGANICS ANALYSIS DATA SHEET

CLIENT SAMPLE NO.

BY06962 LCSD

Lab Name: Phoenix Environmental Client: NETC

Lab Code: Phoenix Instr: ECD35 Column.: CLP 0.32 SDG No.: GBY06958

Matrix: (soil/water) SOIL Lab Sample ID: BY06962 LCSD

Sample wt/vol: 15 (g/mL) g Lab File ID: 425A044

% Moisture: n.a. decanted: (Y/N) N Date Received: 04/19/17

Extraction: (SepF/Cont/ASE) 3545 Date Extracted: 04/24/17

Concentrated Extract Volume: 5000 (uL) Date Analyzed: 04/25/17

Injection Volume: 1 (ul) Dilution Factor: 2

CONCENTRATION UNITS:
(mg/L or mg/Kg) ug/Kg

CAS NO.	COMPOUND	CF	CONC	P/C	Q	MDL	PQL
319-84-6	alpha-BHC	2.807	22.4	C		1.0	1.0
319-85-7	beta-BHC	1.029	21.1	C		1.0	1.0
319-86-8	delta-BHC	2.508	18.2	C		3.3	3.3
58-89-9	gamma-BHC (Lindane)	2.614	19.9	C		1.0	1.0
76-44-8	Heptachlor	2.496	19.1	C		3.3	3.3
309-00-2	Aldrin	2.388	18.9	C		1.0	1.0
1024-57-3	Heptachlor Epoxide	2.032	19.0	C		3.3	3.3
959-98-8	Endosulfan I	1.900	20.0	C		3.3	3.3
60-57-1	Dieldrin	2.005	19.1	C		1.0	1.0
72-55-9	4,4' -DDE	1.779	19.7	C		1.7	1.7
72-20-8	Endrin	1.688	19.2	C		3.3	3.3
33213-65-9	Endosulfan II	1.486	19.5	C		3.3	3.3
72-54-8	4,4' -DDD	1.428	19.8	C		1.7	1.7
1031-07-8	Endosulfan Sulfate	1.081	17.6	C		3.3	3.3
50-29-3	4,4' -DDT	1.400	17.9	C		1.7	1.7
72-43-5	Methoxychlor	0.622	17.5	C		3.3	3.3
53494-70-5	Endrin ketone	1.327	16.8	C		3.3	3.3
7421-93-4	Endrin Aldehyde	1.113	15.7	C		3.3	3.3
8001-35-2	Toxaphene	NA	130	C	U	130	130
5103-71-9	alpha-Chlordane	1.967	19.5	C		3.3	3.3
5103-74-2	gamma-Chlordane	2.059	19.7	C		3.3	3.3
57-74-9	Chlordane	NA	19.7	C		33	33
2051-24-3	Decachlorobiphenyl	0.826	52	C		%	%
877-09-8	Tetrachloro-m-xylene	1.531	60	C		%	%

319-84-6 Sample Result Calc: ((33.6713raw * 2df * 5fv) / (15wt-vol * 1%sol) = 22.4

Both channels need to have the compound detected for a concentration to be reported on either channel.
U1=Due to matrix interference and/or the presence of a large amount of non-target material, the reporting level for this compound has been elevated.
U2=The presence of this compound was not confirmed by the analyst based on the characteristic pattern matching of multi-component parameters, retention time, and/or peak shape.

P/C: P=Primary Result C=Confirmation Result X=Not Used CF=Calculated Calibration/Response Factor MC=Multi-Component

1D

PESTICIDE ORGANICS ANALYSIS DATA SHEET

CLIENT SAMPLE NO.

BY06962 LCSD

Lab Name: Phoenix Environmental Client: NETC

Lab Code: Phoenix Instr: ECD35 Column.: rtx-440 0.32 SDG No.: GBY06958

Matrix: (soil/water) SOIL Lab Sample ID: BY06962 LCSD

Sample wt/vol: 15 (g/mL) g Lab File ID: 425B044

% Moisture: n.a. decanted: (Y/N) N Date Received: 04/19/17

Extraction: (SepF/Cont/ASE) 3545 Date Extracted: 04/24/17

Concentrated Extract Volume: 5000 (uL) Date Analyzed: 04/25/17

Injection Volume: 1 (ul) Dilution Factor: 2

CONCENTRATION UNITS:
(mg/L or mg/Kg) ug/Kg

CAS NO.	COMPOUND	CF	CONC	P/C	Q	MDL	PQL
319-84-6	alpha-BHC	2.734	19.6	P		1.0	1.0
319-85-7	beta-BHC	1.020	20.9	P		1.0	1.0
319-86-8	delta-BHC	2.532	17.5	P		3.3	3.3
58-89-9	gamma-BHC (Lindane)	1.938	26.4	P		1.0	1.0
76-44-8	Heptachlor	2.221	20.6	P		3.3	3.3
309-00-2	Aldrin	2.146	21.0	P		1.0	1.0
1024-57-3	Heptachlor Epoxide	1.971	22.5	P		3.3	3.3
959-98-8	Endosulfan I	1.752	24.8	P		3.3	3.3
60-57-1	Dieldrin	1.864	21.1	P		1.0	1.0
72-55-9	4,4' -DDE	1.688	22.8	P		1.7	1.7
72-20-8	Endrin	1.537	19.7	P		3.3	3.3
33213-65-9	Endosulfan II	1.349	24.1	P		3.3	3.3
72-54-8	4,4' -DDD	1.094	21.6	P		1.7	1.7
1031-07-8	Endosulfan Sulfate	1.126	20.8	P		3.3	3.3
50-29-3	4,4' -DDT	1.052	20.6	P		1.7	1.7
72-43-5	Methoxychlor	0.549	20.1	P		3.3	3.3
53494-70-5	Endrin ketone	1.235	23.0	P		3.3	3.3
7421-93-4	Endrin Aldehyde	1.080	18.5	P		3.3	3.3
8001-35-2	Toxaphene	NA	130	P	U	130	130
5103-71-9	alpha-Chlordane	1.881	22.7	P		3.3	3.3
5103-74-2	gamma-Chlordane	1.993	23.4	P		3.3	3.3
57-74-9	Chlordane	NA	23.4	P		33	33
2051-24-3	Decachlorobiphenyl	0.989	68	P		%	%
877-09-8	Tetrachloro-m-xylene	1.037	62	P		%	%

319-84-6 Sample Result Calc: ((29.3708raw * 2df * 5fv) / (15wt-vol * 1%sol) = 19.6

Both channels need to have the compound detected for a concentration to be reported on either channel.
U1=Due to matrix interference and/or the presence of a large amount of non-target material, the reporting level for this compound has been elevated.
U2=The presence of this compound was not confirmed by the analyst based on the characteristic pattern matching of multi-component parameters, retention time, and/or peak shape.

P/C: P=Primary Result C=Confirmation Result X=Not Used CF=Calculated Calibration/Response Factor MC=Multi-Component

10A

PESTICIDES CONFIRMATION SUMMARY FOR SINGLE COMPONENT ANALYTES

CLIENT SAMPLE NO

B3-2 S-2 LCSD

Lab Name: Phoenix Environmental Labs Client: NETC

Lab Code: Phoenix Lab File ID: 425A044 | 425B044 SDG No.: GBY06958

Lab SampleID: BY06962 Instrument ID: ECD35 Date Analyzed: 4/25/17 21:44

GC Column(A): CLP ID: 0.32 (mm) GC Column(B): rtx-440 ID: 0.32 (mm)

ANALYTE	COL	RT	RT WINDOW FROM	RT WINDOW TO	CALCULATED CONC	CF	%RPD	*
alpha-BHC	A	4.25	4.28	4.38	22.4	2.807	13.3	
	B	4.64	4.61	4.71	19.6	2.734		
beta-BHC	A	4.65	4.69	4.79	21.1	1.029	1.0	
	B	5.21	5.17	5.27	20.9	1.020		
delta-BHC	A	4.83	4.87	4.97	18.2	2.508	3.9	
	B	5.48	5.43	5.53	17.5	2.532		
gamma-BHC (Lindane)	A	4.57	4.61	4.71	19.9	2.614	28.1	
	B	5.00	4.96	5.06	26.4	1.938		
Heptachlor	A	5.04	5.08	5.18	19.1	2.496	7.6	
	B	5.67	5.63	5.73	20.6	2.221		
Aldrin	A	5.35	5.39	5.49	18.9	2.388	10.5	
	B	6.07	6.03	6.13	21.0	2.146		
Heptachlor Epoxide	A	5.99	6.02	6.16	19.0	2.032	16.9	
	B	6.61	6.54	6.68	22.5	1.971		
Endosulfan I	A	6.43	6.47	6.61	20.0	1.900	21.4	
	B	7.12	7.05	7.19	24.8	1.752		
Dieldrin	A	6.71	6.75	6.89	19.1	2.005	10.0	
	B	7.49	7.42	7.56	21.1	1.864		
4,4' -DDE	A	6.35	6.38	6.52	19.7	1.779	14.6	
	B	7.34	7.26	7.40	22.8	1.688		
Endrin	A	6.99	7.04	7.18	19.2	1.688	2.6	
	B	7.78	7.71	7.85	19.7	1.537		
Endosulfan II	A	7.26	7.31	7.45	19.5	1.486	21.1	
	B	8.07	7.99	8.13	24.1	1.349		
4,4' -DDD	A	7.05	7.09	7.23	19.8	1.428	8.7	
	B	8.01	7.93	8.07	21.6	1.094		
Endosulfan Sulfate	A	8.24	8.28	8.42	17.6	1.081	16.7	
	B	8.54	8.46	8.60	20.8	1.126		
4,4' -DDT	A	7.39	7.42	7.56	17.9	1.400	14.0	
	B	8.41	8.33	8.47	20.6	1.052		
Methoxychlor	A	7.95	7.97	8.11	17.5	0.622	13.8	
	B	9.02	8.94	9.08	20.1	0.549		
Endrin ketone	A	8.56	8.60	8.74	16.8	1.327	31.2	
	B	9.10	9.02	9.16	23.0	1.235		
Endrin Aldehyde	A	7.75	7.79	7.93	15.7	1.113	16.4	
	B	8.24	8.16	8.30	18.5	1.080		
alpha-Chlordane	A	6.27	6.30	6.44	19.5	1.967	15.2	
	B	7.07	7.00	7.14	22.7	1.881		
gamma-Chlordane	A	6.13	6.16	6.30	19.7	2.059	17.2	
	B	6.96	6.89	7.03	23.4	1.993		

%RPD must be less than or equal to 40% (*) Criteria exceeded.

NC - (No Criteria) %RPD is not calculated when either result is less than 2 times the reporting level.

CF = Calculated Calibration/Response Factor

FORM X Pesticides

Software Version: 4.1<1L22>
Date: 4/26/17 09:44 AM
Sample Name : LCSD 06962 2XC CU
Data File : E:\TC2017\ECD35\04-APR\425A044.RAW Date: 4/25/17 09:44 PM
Sequence File: E:\TC2017\ECD35\04-APR\PEST_SEQ.SEQ Cycle: 775 Channel : A
Instrument : AUTO_ECD35 Rack/Vial: 0/37 Operator: ce
Sample Amount : 1.0000 Dilution Factor : 1.00

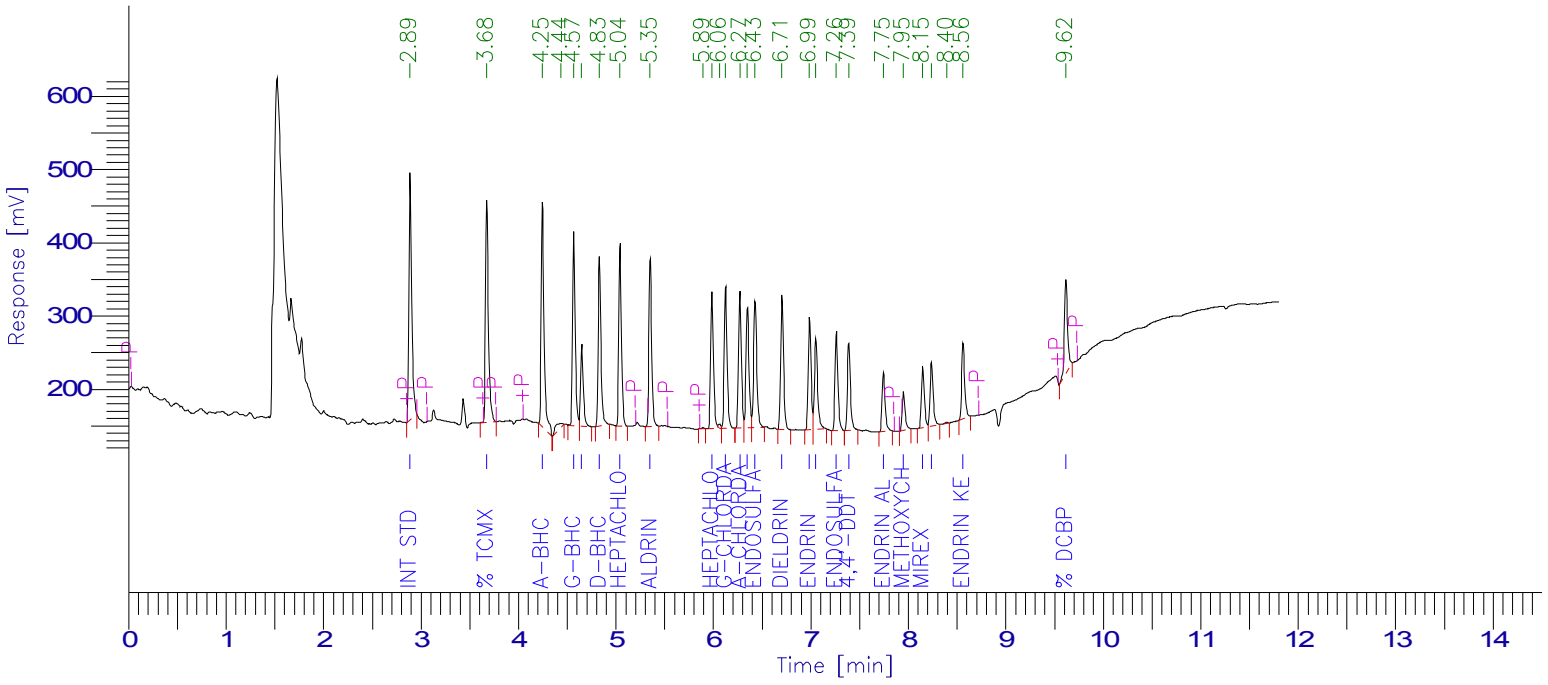

PESTICIDE REPORT

Peak #	Time [min]	Component Name	Raw Amount	Surrogate Recovery Multiplier TCMX & DCBP		Adjusted Amount for Labowrks	Area [µV·s]
1	2.890	Int Std	100.0000	250.0000	1.0000	100.0000	668121.08
2	3.676	% TCMX	60.2953	150.7383	1.0000	60.2953	616783.34
0	4.101	Hexachlorobenzene	0.0000	0.0000	1.0000	0.0000	0.00
3	4.247	a-BHC	33.6713	84.1783	1.0000	33.6713	631494.82
5	4.568	g-BHC	29.7752	74.4380	1.0000	29.7752	520002.80
6	4.651	b-BHC	31.6718	79.1796	1.0000	31.6718	217846.77
7	4.832	d-BHC	27.2525	68.1314	1.0000	27.2525	456577.29
8	5.043	Heptachlor	28.6976	71.7440	1.0000	28.6976	478619.11
9	5.352	Aldrin	28.3677	70.9193	1.0000	28.3677	452570.82
11	5.986	Heptachlor epoxide	28.5234	71.3085	1.0000	28.5234	387179.60
13	6.126	g-Chlordane	29.5872	73.9681	1.0000	29.5872	407058.93
14	6.273	a-Chlordane	29.1777	72.9443	1.0000	29.1777	383535.46
15	6.350	4,4'-DDE	29.5327	73.8318	1.0000	29.5327	350939.05
16	6.429	Endosulfan I	29.9278	74.8196	1.0000	29.9278	379915.96
17	6.705	Dieldrin	28.7185	71.7962	1.0000	28.7185	384636.79
18	6.988	Endrin	28.7945	71.9863	1.0000	28.7945	324798.73
19	7.052	4,4'-DDD	29.7631	74.4078	1.0000	29.7631	283891.25
20	7.263	Endosulfan II	29.1819	72.9547	1.0000	29.1819	289644.33
21	7.390	4,4'-DDT	26.8658	67.1644	1.0000	26.8658	251304.94
22	7.745	Endrin aldehyde	23.5840	58.9600	1.0000	23.5840	175323.95
23	7.951	Methoxychlor	26.2342	65.5855	1.0000	26.2342	108943.38
24	8.149	Mirex	26.4056	66.0140	1.0000	26.4056	176928.38
25	8.238	Endosulfan sulfate	26.4375	66.0937	1.0000	26.4375	190939.89
27	8.562	Endrin Ketone	25.1817	62.9543	1.0000	25.1817	223254.72
28	9.617	% DCBP	52.1166	130.2916	1.0000	52.1166	287737.63
				2024.4095	25.0000	809.7638	8648049.04

Client Id: QC Laboratory Control Sample Duplicate (LCSD) BY06962

Software Version: 4.1<1L22>
Date: 4/26/17 10:11 AM
Sample Name : LCSD 06962 2XC CU
Data File : E:\TC2017\ECD35\04-APR\425B044.RAW Date: 4/25/17 09:44 PM
Sequence File: E:\TC2017\ECD35\04-APR\PEST_SEQ.SEQ Cycle: 775 Channel : B
Instrument : AUTO_ECD35 Rack/Vial: 0/37 Operator: ce
Sample Amount : 1.0000 Dilution Factor : 1.00

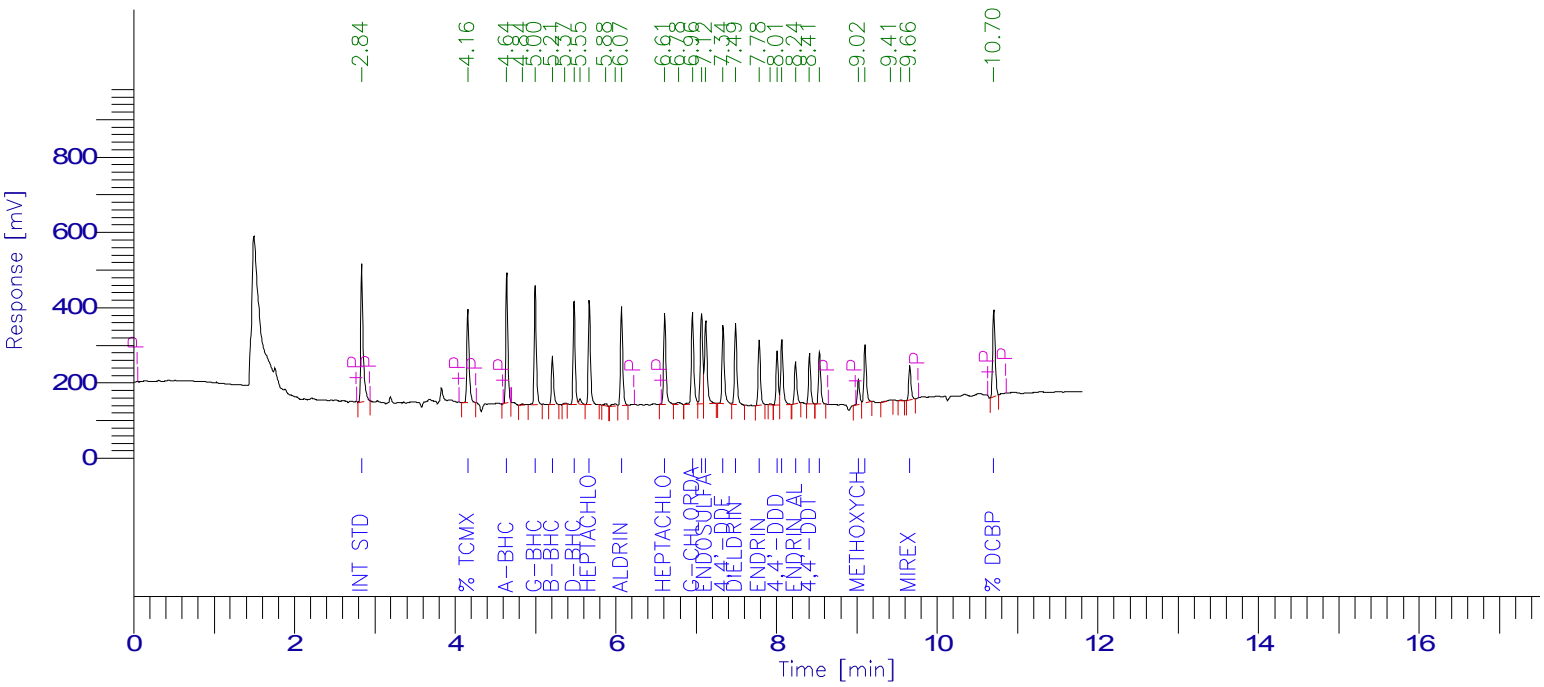

PESTICIDE REPORT

Peak #	Time [min]	Component Name	Raw Amount	Surrogate Recovery Multiplier TCMX & DCBP		Adjusted Amount for Labowrks	Area [µV·s]
1	2.838	Int Std	100.0000	250.0000	1.0000	100.0000	761088.12
2	4.160	% TCMX	62.2951	155.7378	1.0000	62.2951	491497.45
3	4.644	a-BHC	29.3708	73.4270	1.0000	29.3708	611092.05
0	4.715	Hexachlorobenzene	0.0000	0.0000	1.0000	0.0000	0.00
5	4.996	g-BHC	39.5715	98.9288	1.0000	39.5715	583801.74
6	5.212	b-BHC	31.3342	78.3356	1.0000	31.3342	243194.94
8	5.480	d-BHC	26.2160	65.5401	1.0000	26.2160	505102.38
10	5.671	Heptachlor	30.9303	77.3258	1.0000	30.9303	522846.97
13	6.071	Aldrin	31.5350	78.8376	1.0000	31.5350	515133.64
14	6.608	Heptachlor epoxide	33.7053	84.2633	1.0000	33.7053	505733.62
16	6.955	g-Chlordane	35.1338	87.8345	1.0000	35.1338	532847.11
17	7.067	a-Chlordane	34.0605	85.1513	1.0000	34.0605	487563.54
18	7.119	Endosulfan I	37.2248	93.0621	1.0000	37.2248	496331.18
19	7.335	4,4'-DDE	34.2696	85.6739	1.0000	34.2696	440145.86
20	7.491	Dieldrin	31.6871	79.2177	1.0000	31.6871	449507.79
21	7.784	Endrin	29.5441	73.8603	1.0000	29.5441	345507.36
23	8.007	4,4'-DDD	32.3409	80.8523	1.0000	32.3409	269289.06
24	8.067	Endosulfan II	36.0979	90.2447	1.0000	36.0979	370613.09
25	8.235	Endrin aldehyde	27.7271	69.3178	1.0000	27.7271	227913.31
26	8.410	4,4'-DDT	30.9576	77.3939	1.0000	30.9576	247937.92
27	8.535	Endosulfan sulfate	31.1462	77.8655	1.0000	31.1462	266807.15
28	9.018	Methoxychlor	30.0982	75.2455	1.0000	30.0982	125718.97
29	9.101	Endrin Ketone	34.4349	86.0871	1.0000	34.4349	323720.14
32	9.658	Mirex	29.6825	74.2062	1.0000	29.6825	184512.83
33	10.703	% DCBP	67.7536	169.3839	1.0000	67.7536	510016.08
				2267.7927	25.0000	907.1171	10017922.29

1D

PESTICIDE ORGANICS ANALYSIS DATA SHEET

CLIENT SAMPLE NO.

B3-2 S-2 MS

Lab Name: Phoenix Environmental Client: NETC

Lab Code: Phoenix Instr: ECD4 Column.: CLP 0.32 SDG No.: GBY06958

Matrix: (soil/water) SOIL Lab Sample ID: BY06962 MS

Sample wt/vol: 15.35 (g/mL) g Lab File ID: 426A040

% Moisture: 24 decanted: (Y/N) N Date Received: 04/19/17

Extraction: (SepF/Cont/ASE) 3545 Date Extracted: 04/24/17

Concentrated Extract Volume: 5000 (uL) Date Analyzed: 04/26/17

Injection Volume: 1 (ul) Dilution Factor: 2

CONCENTRATION UNITS:
(mg/L or mg/Kg) ug/Kg

CAS NO.	COMPOUND	CF	CONC	P/C	Q	MDL	PQL
319-84-6	alpha-BHC	2.891	33.2	P		1.3	1.3
319-85-7	beta-BHC	1.119	29.2	P		1.3	1.3
319-86-8	delta-BHC	2.731	25.6	P		4.3	4.3
58-89-9	gamma-BHC (Lindane)	3.103	25.2	P		1.3	1.3
76-44-8	Heptachlor	2.640	29.6	P		4.3	4.3
309-00-2	Aldrin	2.654	28.4	P		1.3	1.3
1024-57-3	Heptachlor Epoxide	2.513	29.1	P		4.3	4.3
959-98-8	Endosulfan I	2.336	29.8	P		4.3	4.3
60-57-1	Dieldrin	2.280	30.2	P		1.3	1.3
72-55-9	4,4' -DDE	2.156	29.8	P		2.1	2.1
72-20-8	Endrin	1.960	31.2	P		4.3	4.3
33213-65-9	Endosulfan II	2.047	29.6	P		4.3	4.3
72-54-8	4,4' -DDD	1.583	31.2	P		2.1	2.1
1031-07-8	Endosulfan Sulfate	1.765	25.6	P		4.3	4.3
50-29-3	4,4' -DDT	1.697	30.8	P		2.1	2.1
72-43-5	Methoxychlor	0.829	30.0	P		4.3	4.3
53494-70-5	Endrin ketone	1.971	27.5	P		4.3	4.3
7421-93-4	Endrin Aldehyde	1.657	22.4	P		4.3	4.3
8001-35-2	Toxaphene	NA	170	P	U	170	170
5103-71-9	alpha-Chlordane	2.568	27.1	P		4.3	4.3
5103-74-2	gamma-Chlordane	2.820	26.0	P		4.3	4.3
57-74-9	Chlordane	NA	26.0	P		43	43
2051-24-3	Decachlorobiphenyl	1.407	70	P		%	%
877-09-8	Tetrachloro-m-xylene	1.082	63	P		%	%

319-84-6 Sample Result Calc: ((38.7773raw * 2df * 5fv) / (15.35wt-vol * 0.76%sol) = 33.2

Both channels need to have the compound detected for a concentration to be reported on either channel.
U1=Due to matrix interference and/or the presence of a large amount of non-target material, the reporting level for this compound has been elevated.
U2=The presence of this compound was not confirmed by the analyst based on the characteristic pattern matching of multi-component parameters, retention time, and/or peak shape.

P/C: P=Primary Result C=Confirmation Result X=Not Used CF=Calculated Calibration/Response Factor MC=Multi-Component

1D

PESTICIDE ORGANICS ANALYSIS DATA SHEET

CLIENT SAMPLE NO.

B3-2 S-2 MS

Lab Name: Phoenix Environmental Client: NETC

Lab Code: Phoenix Instr: ECD4 Column.: Rtx-440 0.32 SDG No.: GBY06958

Matrix: (soil/water) SOIL Lab Sample ID: BY06962 MS

Sample wt/vol: 15.35 (g/mL) g Lab File ID: 426B040

% Moisture: 24 decanted: (Y/N) N Date Received: 04/19/17

Extraction: (SepF/Cont/ASE) 3545 Date Extracted: 04/24/17

Concentrated Extract Volume: 5000 (uL) Date Analyzed: 04/26/17

Injection Volume: 1 (ul) Dilution Factor: 2

CONCENTRATION UNITS:
(mg/L or mg/Kg) ug/Kg

CAS NO.	COMPOUND	CF	CONC	P/C	Q	MDL	PQL
319-84-6	alpha-BHC	2.351	31.5	C		1.3	1.3
319-85-7	beta-BHC	1.067	29.2	C		1.3	1.3
319-86-8	delta-BHC	2.391	27.9	C		4.3	4.3
58-89-9	gamma-BHC (Lindane)	2.211	33.8	C		1.3	1.3
76-44-8	Heptachlor	2.316	31.1	C		4.3	4.3
309-00-2	Aldrin	2.534	27.4	C		1.3	1.3
1024-57-3	Heptachlor Epoxide	2.663	26.5	C		4.3	4.3
959-98-8	Endosulfan I	2.002	30.5	C		4.3	4.3
60-57-1	Dieldrin	2.229	27.8	C		1.3	1.3
72-55-9	4,4' -DDE	2.101	27.4	C		2.1	2.1
72-20-8	Endrin	1.706	30.4	C		4.3	4.3
33213-65-9	Endosulfan II	1.820	30.4	C		4.3	4.3
72-54-8	4,4' -DDD	1.199	31.2	C		2.1	2.1
1031-07-8	Endosulfan Sulfate	1.787	24.2	C		4.3	4.3
50-29-3	4,4' -DDT	1.566	26.2	C		2.1	2.1
72-43-5	Methoxychlor	0.728	34.1	C		4.3	4.3
53494-70-5	Endrin ketone	1.826	28.2	C		4.3	4.3
7421-93-4	Endrin Aldehyde	1.476	23.0	C		4.3	4.3
8001-35-2	Toxaphene	NA	170	C	U	170	170
5103-71-9	alpha-Chlordane	2.059	29.6	C		4.3	4.3
5103-74-2	gamma-Chlordane	2.389	28.7	C		4.3	4.3
57-74-9	Chlordane	NA	28.7	C		43	43
2051-24-3	Decachlorobiphenyl	1.531	60	C		%	%
877-09-8	Tetrachloro-m-xylene	0.909	70	C		%	%

319-84-6 Sample Result Calc: ((36.7674raw * 2df * 5fv) / (15.35wt-vol * 0.76%sol) = 31.5

Both channels need to have the compound detected for a concentration to be reported on either channel.
U1=Due to matrix interference and/or the presence of a large amount of non-target material, the reporting level for this compound has been elevated.
U2=The presence of this compound was not confirmed by the analyst based on the characteristic pattern matching of multi-component parameters, retention time, and/or peak shape.

P/C: P=Primary Result C=Confirmation Result X=Not Used CF=Calculated Calibration/Response Factor MC=Multi-Component

10A

PESTICIDES CONFIRMATION SUMMARY FOR SINGLE COMPONENT ANALYTES

CLIENT SAMPLE NO

B3-2 S-2 MS

Lab Name: Phoenix Environmental Labs Client: NETC

Lab Code: Phoenix Lab File ID: 426A040 | 426B040 SDG No.: GBY06958

Lab SampleID: BY06962 Instrument ID: ECD4 Date Analyzed: 4/26/17 21:40

GC Column(A): CLP ID: 0.32 (mm) GC Column(B): Rtx-440 ID: 0.32 (mm)

ANALYTE	COL	RT	RT WINDOW FROM	RT WINDOW TO	CALCULATED CONC	CF	%RPD	*
alpha-BHC	A	4.38	4.29	4.39	33.2	2.891	5.3	
	B	4.70	4.63	4.73	31.5	2.351		
beta-BHC	A	4.79	4.68	4.78	29.2	1.119	0.0	
	B	5.26	5.18	5.28	29.2	1.067		
delta-BHC	A	4.98	4.86	4.96	25.6	2.731	8.6	
	B	5.53	5.44	5.54	27.9	2.391		
gamma-BHC (Lindane)	A	4.71	4.60	4.70	25.2	3.103	29.2	
	B	5.05	4.98	5.08	33.8	2.211		
Heptachlor	A	5.19	5.06	5.16	29.6	2.640	4.9	
	B	5.72	5.64	5.74	31.1	2.316		
Aldrin	A	5.50	5.37	5.47	28.4	2.654	3.6	
	B	6.13	6.04	6.14	27.4	2.534		
Heptachlor Epoxide	A	6.15	5.98	6.12	29.1	2.513	9.4	
	B	6.66	6.54	6.68	26.5	2.663		
Endosulfan I	A	6.61	6.42	6.56	29.8	2.336	2.3	
	B	7.18	7.05	7.19	30.5	2.002		
Dieldrin	A	6.89	6.69	6.83	30.2	2.280	8.3	
	B	7.54	7.41	7.55	27.8	2.229		
4,4' -DDE	A	6.51	6.32	6.46	29.8	2.156	8.4	
	B	7.38	7.25	7.39	27.4	2.101		
Endrin	A	7.18	6.98	7.12	31.2	1.960	2.3	
	B	7.84	7.70	7.84	30.5	1.706		
Endosulfan II	A	7.45	7.25	7.39	29.6	2.047	2.7	
	B	8.11	7.98	8.12	30.4	1.820		
4,4' -DDD	A	7.23	7.02	7.16	31.2	1.583	0.0	
	B	8.05	7.91	8.05	31.2	1.199		
Endosulfan Sulfate	A	8.43	8.21	8.35	25.6	1.765	5.6	
	B	8.58	8.44	8.58	24.2	1.787		
4,4' -DDT	A	7.56	7.35	7.49	30.8	1.697	16.1	
	B	8.45	8.31	8.45	26.2	1.566		
Methoxychlor	A	8.12	7.90	8.04	30.0	0.829	12.8	
	B	9.06	8.91	9.05	34.1	0.728		
Endrin ketone	A	8.75	8.53	8.67	27.5	1.971	2.5	
	B	9.14	9.00	9.14	28.2	1.826		
Endrin Aldehyde	A	7.93	7.73	7.87	22.4	1.657	2.6	
	B	8.28	8.15	8.29	23.0	1.476		
alpha-Chlordane	A	6.44	6.26	6.40	27.1	2.568	8.8	
	B	7.12	6.99	7.13	29.6	2.059		
gamma-Chlordane	A	6.29	6.11	6.25	26.0	2.820	9.9	
	B	7.01	6.88	7.02	28.7	2.389		

%RPD must be less than or equal to 40% (*) Criteria exceeded.

NC - (No Criteria) %RPD is not calculated when either result is less than 2 times the reporting level.

CF = Calculated Calibration/Response Factor

FORM X Pesticides

Client Id: QC Matrix Sample (MS) B3-2 S-2

Software Version: 4.1<1L22>
Date: 4/27/17 10:35 AM
Sample Name : ms 06962 2xc cu
Data File : E:\TC2017\ECD4\04-APR\426A040.RAW Date: 4/26/17 09:40 PM
Sequence File: E:\TC2017\ECD4\04-APR\PEST_SEQ.SEQ Cycle: 972 Channel : A
Instrument : AUTO4-DUAL_ECD Rack/Vial: 0/37 Operator: CE
Sample Amount : 1.0000 Dilution Factor : 1.00

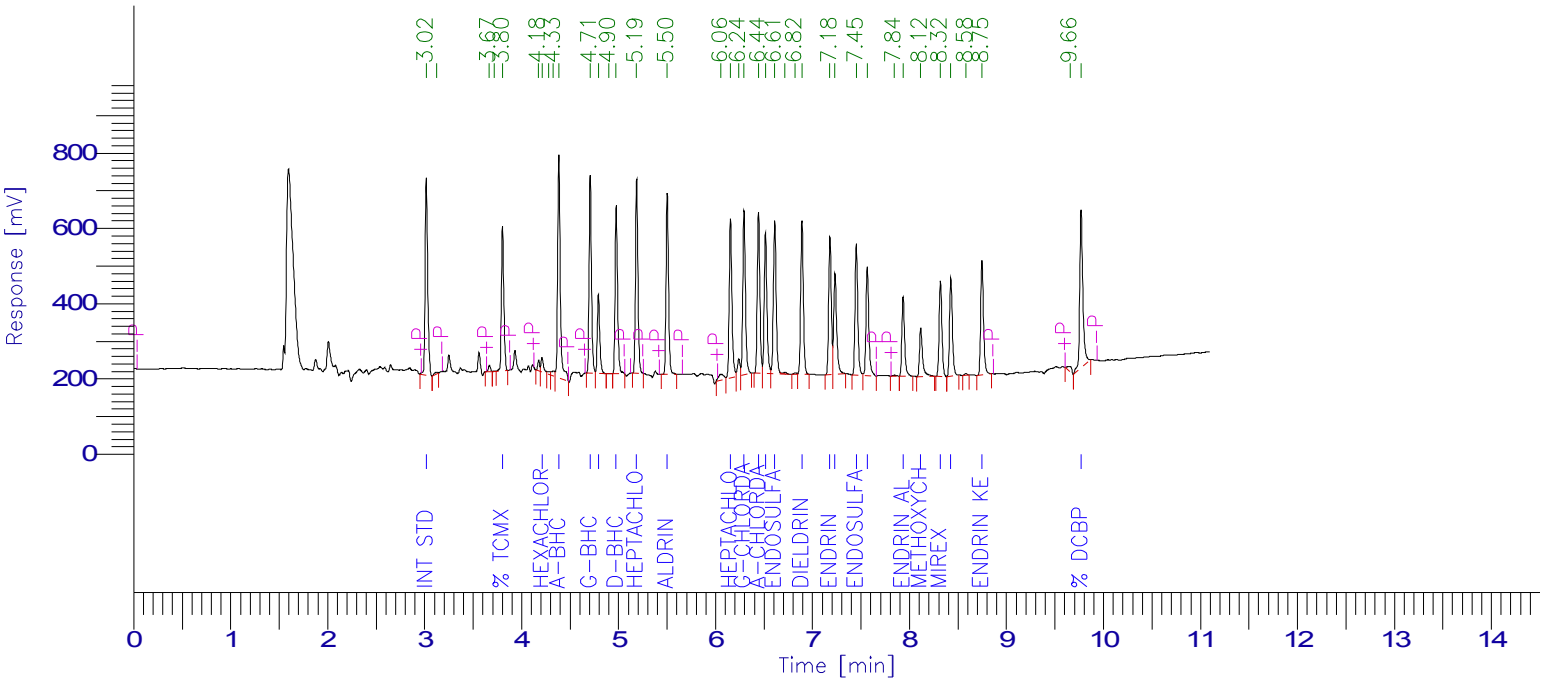

PESTICIDE REPORT

Peak #	Time [min]	Component Name	Raw Amount	Surrogate Recovery Multiplier TCMX & DCBP	Adjusted Amount for Labowrks	Area [µV·s]
1	3.017	Int Std	100.0000	250.0000	1.0000	100.0000	979895.27
5	3.803	% TCMX	63.4276	158.5690	1.0000	63.4276	672717.65
7	4.211	Hexachlorobenzene	2.6560	6.6400	1.0000	2.6560	74293.88
10	4.384	a-BHC	38.7773	96.9431	1.0000	38.7773	1098383.81
11	4.707	g-BHC	29.4194	73.5484	1.0000	29.4194	894643.35
12	4.791	b-BHC	34.1171	85.2928	1.0000	34.1171	374237.65
14	4.976	d-BHC	29.8304	74.5760	1.0000	29.8304	798300.37
15	5.186	Heptachlor	34.5405	86.3512	1.0000	34.5405	893522.30
16	5.502	Aldrin	33.1839	82.9597	1.0000	33.1839	863010.23
18	6.154	Heptachlor epoxide	33.9006	84.7516	1.0000	33.9006	834860.57
20	6.294	g-Chlordane	30.3127	75.7818	1.0000	30.3127	837732.98
21	6.443	a-Chlordane	31.6523	79.1306	1.0000	31.6523	796385.39
22	6.514	4,4'-DDE	34.7256	86.8140	1.0000	34.7256	733497.55
23	6.610	Endosulfan I	34.7911	86.9778	1.0000	34.7911	796446.39
26	6.891	Dieldrin	35.2656	88.1639	1.0000	35.2656	787888.92
27	7.180	Endrin	36.3882	90.9705	1.0000	36.3882	698911.38
28	7.232	4,4'-DDD	36.4419	91.1048	1.0000	36.4419	565262.58
29	7.451	Endosulfan II	34.5135	86.2837	1.0000	34.5135	692293.45
30	7.564	4,4'-DDT	35.9818	89.9544	1.0000	35.9818	598322.57
32	7.933	Endrin aldehyde	26.1599	65.3998	1.0000	26.1599	424800.36
33	8.116	Methoxychlor	34.9548	87.3870	1.0000	34.9548	284041.82
34	8.318	Mirex	33.5344	83.8359	1.0000	33.5344	507815.07
35	8.426	Endosulfan sulfate	29.8854	74.7134	1.0000	29.8854	516908.00
37	8.747	Endrin Ketone	32.0410	80.1025	1.0000	32.0410	618749.51
39	9.769	% DCBP	69.9074	174.7684	1.0000	69.9074	963748.68
			2341.0206	25.0000	936.4082	17306669.75

Client Id: QC Matrix Sample (MS) B3-2 S-2

Software Version: 4.1<1L22>
Date: 4/27/17 10:54 AM
Sample Name : ms 06962 2xc cu
Data File : E:\TC2017\ECD4\04-APR\426B040.RAW Date: 4/26/17 09:40 PM
Sequence File: E:\TC2017\ECD4\04-APR\PEST_SEQ.SEQ Cycle: 972 Channel : B
Instrument : AUTO4-DUAL_ECD Rack/Vial: 0/37 Operator: CE
Sample Amount : 1.0000 Dilution Factor : 1.00

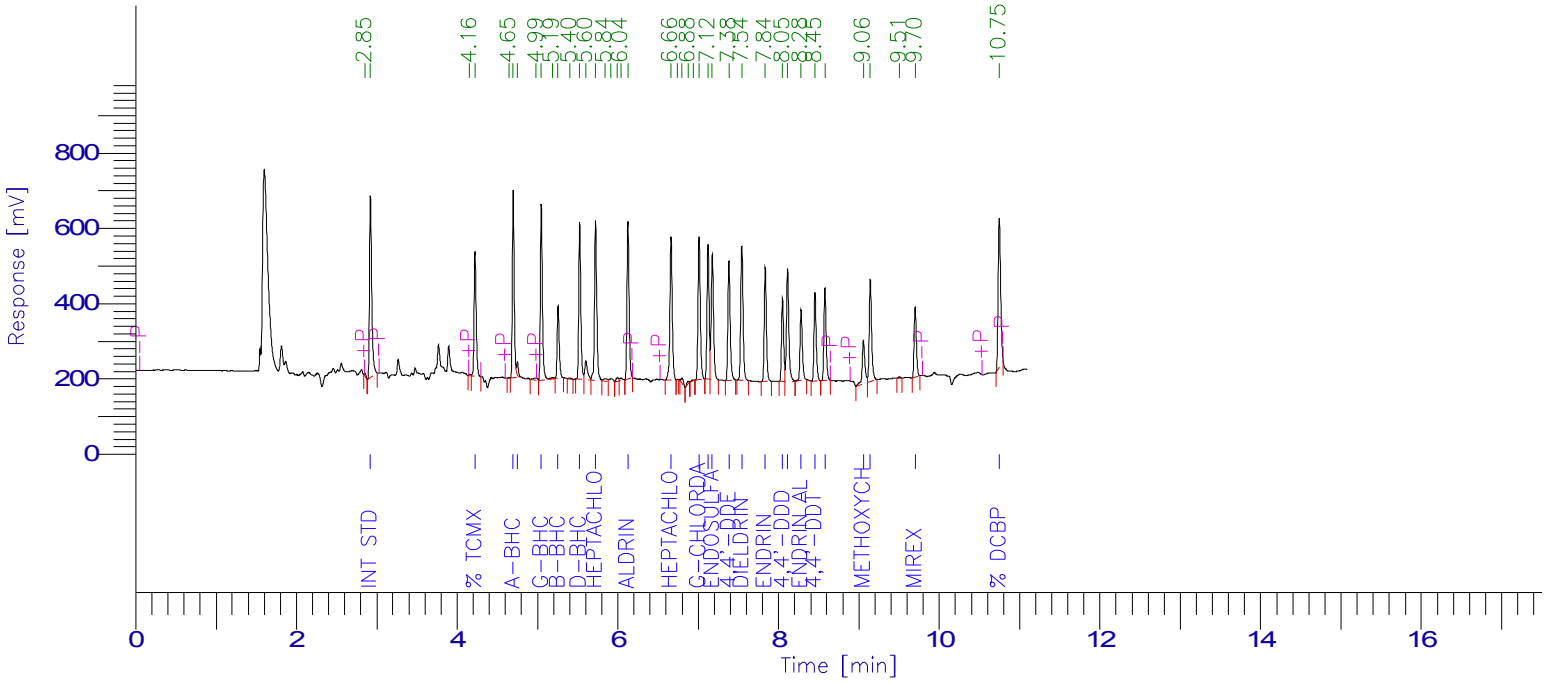

PESTICIDE REPORT

Peak #	Time [min]	Component Name	Raw Amount	Surrogate Recovery Multiplier TCMX & DCBP		Adjusted Amount for Labowrks	Area [µV·s]
2	2.920	Int Std	100.0000	250.0000	1.0000	100.0000	938085.38
4	4.222	% TCMX	70.4774	176.1936	1.0000	70.4774	601091.79
6	4.697	a-BHC	36.7674	91.9185	1.0000	36.7674	810971.51
7	4.750	Hexachlorobenzene	1.5576	3.8939	1.0000	1.5576	50917.22
9	5.048	g-BHC	39.3787	98.4467	1.0000	39.3787	816889.77
11	5.255	b-BHC	34.0227	85.0568	1.0000	34.0227	340537.76
13	5.526	d-BHC	32.5717	81.4292	1.0000	32.5717	730504.18
15	5.724	Heptachlor	36.3039	90.7598	1.0000	36.3039	788627.05
20	6.126	Aldrin	31.9716	79.9289	1.0000	31.9716	760087.60
21	6.662	Heptachlor epoxide	30.9318	77.3294	1.0000	30.9318	772830.56
26	7.010	g-Chlordane	33.5000	83.7500	1.0000	33.5000	750745.87
27	7.122	a-Chlordane	34.5572	86.3930	1.0000	34.5572	667615.90
28	7.176	Endosulfan I	35.5899	88.9747	1.0000	35.5899	668386.90
29	7.383	4,4'-DDE	31.9844	79.9611	1.0000	31.9844	630468.54
30	7.543	Dieldrin	32.3976	80.9941	1.0000	32.3976	677453.90
31	7.835	Endrin	35.5245	88.8112	1.0000	35.5245	568394.48
32	8.050	4,4'-DDD	36.4358	91.0894	1.0000	36.4358	409972.30
33	8.113	Endosulfan II	35.4859	88.7147	1.0000	35.4859	605958.32
34	8.280	Endrin aldehyde	26.8054	67.0135	1.0000	26.8054	371099.20
35	8.454	4,4'-DDT	30.5576	76.3940	1.0000	30.5576	448818.07
36	8.578	Endosulfan sulfate	28.2407	70.6017	1.0000	28.2407	473324.89
37	9.056	Methoxychlor	39.7886	99.4714	1.0000	39.7886	271666.60
38	9.142	Endrin Ketone	32.8511	82.1278	1.0000	32.8511	562796.98
40	9.700	Mirex	27.8632	69.6580	1.0000	27.8632	363320.03
41	10.746	% DCBP	59.8129	149.5323	1.0000	59.8129	858980.27
			2338.4438		25.0000	935.3775	14939545.07

1D

PESTICIDE ORGANICS ANALYSIS DATA SHEET

CLIENT SAMPLE NO.

B3-2 S-2 MSD

Lab Name: Phoenix Environmental Client: NETC

Lab Code: Phoenix Instr: ECD35 Column.: CLP 0.32 SDG No.: GBY06958

Matrix: (soil/water) SOIL Lab Sample ID: BY06962 MSD

Sample wt/vol: 15.25 (g/mL) g Lab File ID: 426A022

% Moisture: 24 decanted: (Y/N) N Date Received: 04/19/17

Extraction: (SepF/Cont/ASE) 3545 Date Extracted: 04/24/17

Concentrated Extract Volume: 5000 (uL) Date Analyzed: 04/26/17

Injection Volume: 1 (ul) Dilution Factor: 2

CONCENTRATION UNITS:
(mg/L or mg/Kg) ug/Kg

CAS NO.	COMPOUND	CF	CONC	P/C	Q	MDL	PQL
319-84-6	alpha-BHC	2.807	29.9	C		1.3	1.3
319-85-7	beta-BHC	1.029	32.3	C		1.3	1.3
319-86-8	delta-BHC	2.508	25.2	C		4.3	4.3
58-89-9	gamma-BHC (Lindane)	2.614	29.6	C		1.3	1.3
76-44-8	Heptachlor	2.496	26.6	C		4.3	4.3
309-00-2	Aldrin	2.388	26.9	C		1.3	1.3
1024-57-3	Heptachlor Epoxide	2.032	29.5	C		4.3	4.3
959-98-8	Endosulfan I	1.900	29.8	C		4.3	4.3
60-57-1	Dieldrin	2.005	28.5	C		1.3	1.3
72-55-9	4,4' -DDE	1.779	30.2	C		2.2	2.2
72-20-8	Endrin	1.688	29.2	C		4.3	4.3
33213-65-9	Endosulfan II	1.486	29.9	C		4.3	4.3
72-54-8	4,4' -DDD	1.428	29.4	C		2.2	2.2
1031-07-8	Endosulfan Sulfate	1.081	26.2	C		4.3	4.3
50-29-3	4,4' -DDT	1.400	29.5	C		2.2	2.2
72-43-5	Methoxychlor	0.622	28.9	C		4.3	4.3
53494-70-5	Endrin ketone	1.327	25.5	C		4.3	4.3
7421-93-4	Endrin Aldehyde	1.113	22.4	C		4.3	4.3
8001-35-2	Toxaphene	NA	170	C	U	170	170
5103-71-9	alpha-Chlordane	1.967	29.9	C		4.3	4.3
5103-74-2	gamma-Chlordane	2.059	30.6	C		4.3	4.3
57-74-9	Chlordane	NA	30.6	C		43	43
2051-24-3	Decachlorobiphenyl	0.826	60	C		%	%
877-09-8	Tetrachloro-m-xylene	1.531	62	C		%	%

319-84-6 Sample Result Calc: ((34.705raw * 2df * 5fv) / (15.25wt-vol * 0.76%sol) = 29.9

Both channels need to have the compound detected for a concentration to be reported on either channel.
U1=Due to matrix interference and/or the presence of a large amount of non-target material, the reporting level for this compound has been elevated.
U2=The presence of this compound was not confirmed by the analyst based on the characteristic pattern matching of multi-component parameters, retention time, and/or peak shape.

P/C: P=Primary Result C=Confirmation Result X=Not Used CF=Calculated Calibration/Response Factor MC=Multi-Component

FORM I PEST

1D

PESTICIDE ORGANICS ANALYSIS DATA SHEET

CLIENT SAMPLE NO.

B3-2 S-2 MSD

Lab Name: Phoenix Environmental Client: NETC

Lab Code: Phoenix Instr: ECD35 Column.: rtx-440 0.32 SDG No.: GBY06958

Matrix: (soil/water) SOIL Lab Sample ID: BY06962 MSD

Sample wt/vol: 15.25 (g/mL) g Lab File ID: 426B022

% Moisture: 24 decanted: (Y/N) N Date Received: 04/19/17

Extraction: (SepF/Cont/ASE) 3545 Date Extracted: 04/24/17

Concentrated Extract Volume: 5000 (uL) Date Analyzed: 04/26/17

Injection Volume: 1 (ul) Dilution Factor: 2

CONCENTRATION UNITS:
(mg/L or mg/Kg) ug/Kg

CAS NO.	COMPOUND	CF	CONC	P/C	Q	MDL	PQL
319-84-6	alpha-BHC	2.734	26.9	P		1.3	1.3
319-85-7	beta-BHC	1.020	29.6	P		1.3	1.3
319-86-8	delta-BHC	2.531	25.3	P		4.3	4.3
58-89-9	gamma-BHC (Lindane)	1.938	34.8	P		1.3	1.3
76-44-8	Heptachlor	2.221	30.2	P		4.3	4.3
309-00-2	Aldrin	2.146	30.1	P		1.3	1.3
1024-57-3	Heptachlor Epoxide	1.971	29.7	P		4.3	4.3
959-98-8	Endosulfan I	1.752	33.5	P		4.3	4.3
60-57-1	Dieldrin	1.864	28.9	P		1.3	1.3
72-55-9	4,4' -DDE	1.688	30.8	P		2.2	2.2
72-20-8	Endrin	1.537	28.4	P		4.3	4.3
33213-65-9	Endosulfan II	1.349	30.8	P		4.3	4.3
72-54-8	4,4' -DDD	1.094	29.6	P		2.2	2.2
1031-07-8	Endosulfan Sulfate	1.126	30.8	P		4.3	4.3
50-29-3	4,4' -DDT	1.052	32.2	P		2.2	2.2
72-43-5	Methoxychlor	0.549	29.5	P		4.3	4.3
53494-70-5	Endrin ketone	1.235	31.3	P		4.3	4.3
7421-93-4	Endrin Aldehyde	1.080	23.7	P		4.3	4.3
8001-35-2	Toxaphene	NA	170	P	U	170	170
5103-71-9	alpha-Chlordane	1.881	30.7	P		4.3	4.3
5103-74-2	gamma-Chlordane	1.993	33.3	P		4.3	4.3
57-74-9	Chlordane	NA	33.3	P		43	43
2051-24-3	Decachlorobiphenyl	0.989	76	P		%	%
877-09-8	Tetrachloro-m-xylene	1.037	68	P		%	%

319-84-6 Sample Result Calc: ((31.1615raw * 2df * 5fv) / (15.25wt-vol * 0.76%sol) = 26.9

Both channels need to have the compound detected for a concentration to be reported on either channel.
U1=Due to matrix interference and/or the presence of a large amount of non-target material, the reporting level for this compound has been elevated.
U2=The presence of this compound was not confirmed by the analyst based on the characteristic pattern matching of multi-component parameters, retention time, and/or peak shape.

P/C: P=Primary Result C=Confirmation Result X=Not Used CF=Calculated Calibration/Response Factor MC=Multi-Component

FORM I PEST

10A

PESTICIDES CONFIRMATION SUMMARY FOR SINGLE COMPONENT ANALYTES

CLIENT SAMPLE NO

B3-2 S-2 MSD

Lab Name: Phoenix Environmental Labs Client: NETC

Lab Code: Phoenix Lab File ID: 426A022 | 426B022 SDG No.: GBY06958

Lab SampleID: BY06962 Instrument ID: ECD35 Date Analyzed: 4/26/17 16:36

GC Column(A): CLP ID: 0.32 (mm) GC Column(B): rtx-440 ID: 0.32 (mm)

ANALYTE	COL	RT	RT WINDOW FROM	RT WINDOW TO	CALCULATED CONC	CF	%RPD	*
alpha-BHC	A	4.22	4.28	4.38	29.9	2.807	10.6	
	B	4.65	4.61	4.71	26.9	2.734		
beta-BHC	A	4.63	4.69	4.79	32.3	1.029	8.7	
	B	5.22	5.17	5.27	29.6	1.020		
delta-BHC	A	4.81	4.87	4.97	25.2	2.508	0.4	
	B	5.49	5.43	5.53	25.3	2.531		
gamma-BHC (Lindane)	A	4.54	4.61	4.71	29.6	2.614	16.1	
	B	5.01	4.96	5.06	34.8	1.938		
Heptachlor	A	5.02	5.08	5.18	26.6	2.496	12.7	
	B	5.68	5.63	5.73	30.2	2.221		
Aldrin	A	5.32	5.39	5.49	26.9	2.388	11.2	
	B	6.08	6.03	6.13	30.1	2.146		
Heptachlor Epoxide	A	5.95	6.02	6.16	29.5	2.032	0.7	
	B	6.61	6.54	6.68	29.7	1.971		
Endosulfan I	A	6.39	6.47	6.61	29.8	1.900	11.7	
	B	7.12	7.05	7.19	33.5	1.752		
Dieldrin	A	6.66	6.75	6.89	28.5	2.005	1.4	
	B	7.50	7.42	7.56	28.9	1.864		
4,4' -DDE	A	6.31	6.38	6.52	30.2	1.779	2.0	
	B	7.34	7.26	7.40	30.8	1.688		
Endrin	A	6.94	7.04	7.18	29.3	1.688	3.1	
	B	7.79	7.71	7.85	28.4	1.537		
Endosulfan II	A	7.22	7.31	7.45	29.9	1.486	3.0	
	B	8.07	7.99	8.13	30.8	1.349		
4,4' -DDD	A	7.01	7.09	7.23	29.4	1.428	0.7	
	B	8.01	7.93	8.07	29.6	1.094		
Endosulfan Sulfate	A	8.19	8.28	8.42	26.2	1.081	16.1	
	B	8.54	8.46	8.60	30.8	1.126		
4,4' -DDT	A	7.34	7.42	7.56	29.5	1.400	8.8	
	B	8.41	8.33	8.47	32.2	1.052		
Methoxychlor	A	7.91	7.97	8.11	28.8	0.622	2.4	
	B	9.02	8.94	9.08	29.5	0.549		
Endrin ketone	A	8.52	8.60	8.74	25.5	1.327	20.4	
	B	9.11	9.02	9.16	31.3	1.235		
Endrin Aldehyde	A	7.70	7.79	7.93	22.4	1.113	5.6	
	B	8.24	8.16	8.30	23.7	1.080		
alpha-Chlordane	A	6.24	6.30	6.44	29.9	1.967	2.6	
	B	7.07	7.00	7.14	30.7	1.881		
gamma-Chlordane	A	6.09	6.16	6.30	30.6	2.059	8.2	
	B	6.96	6.89	7.03	33.2	1.993		

%RPD must be less than or equal to 40% (*) Criteria exceeded.

NC - (No Criteria) %RPD is not calculated when either result is less than 2 times the reporting level.

CF = Calculated Calibration/Response Factor

FORM X Pesticides

Client Id: QC Matrix Sample Duplicate (MSD) B3-2 S-2

Software Version: 4.1<1L22>
Date: 4/27/17 09:47 AM
Sample Name : MSD 06962 2XC CU
Data File : E:\TC2017\ECD35\04-APR\426A022.RAW Date: 4/26/17 04:36 PM
Sequence File: E:\TC2017\ECD35\04-APR\PEST_SEQ.SEQ Cycle: 814 Channel : A
Instrument : AUTO_ECD35 Rack/Vial: 0/18 Operator: ce
Sample Amount : 1.0000 Dilution Factor : 1.00

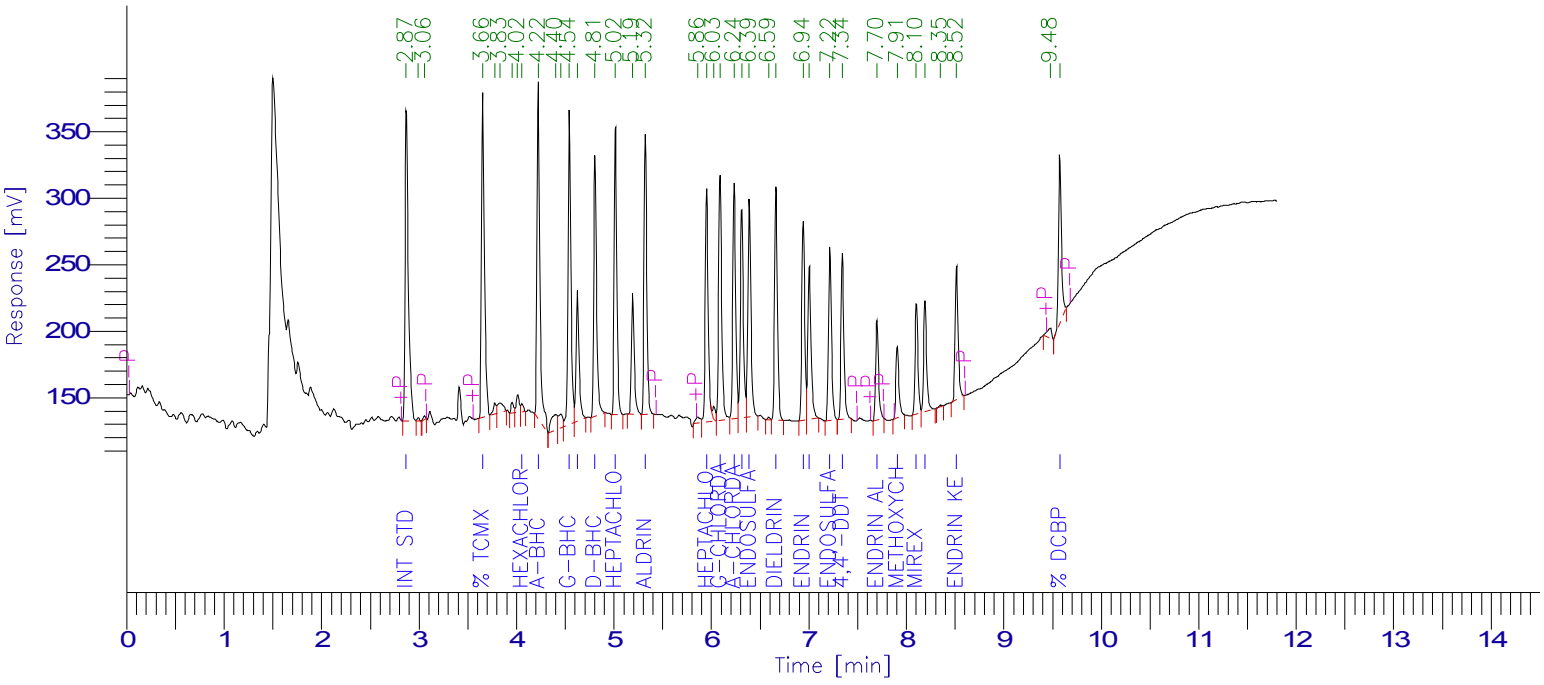

PESTICIDE REPORT

Peak #	Time [min]	Component Name	Raw Amount	Surrogate Recovery Multiplier TCMX & DCBP		Adjusted Amount for Labowrks	Area [µV·s]
1	2.872	Int Std	100.0000	250.0000	1.0000	100.0000	545623.96
4	3.655	% TCMX	62.0965	155.2413	1.0000	62.0965	518745.78
9	4.058	Hexachlorobenzene	0.9179	2.2948	1.0000	0.9179	11172.37
10	4.224	a-BHC	34.7050	86.7626	1.0000	34.7050	531545.13
13	4.543	g-BHC	34.3247	85.8117	1.0000	34.3247	489548.58
14	4.626	b-BHC	37.3788	93.4469	1.0000	37.3788	209962.22
15	4.806	d-BHC	29.1827	72.9569	1.0000	29.1827	399274.57
16	5.016	Heptachlor	30.8151	77.0378	1.0000	30.8151	419707.56
18	5.323	Aldrin	31.2333	78.0833	1.0000	31.2333	406928.72
20	5.952	Heptachlor epoxide	34.1407	85.3519	1.0000	34.1407	378461.85
22	6.089	g-Chlordane	35.4916	88.7290	1.0000	35.4916	398764.66
23	6.235	a-Chlordane	34.6808	86.7020	1.0000	34.6808	372290.44
24	6.312	4,4'-DDE	35.0320	87.5800	1.0000	35.0320	339962.47
25	6.390	Endosulfan I	34.5029	86.2572	1.0000	34.5029	357688.95
27	6.663	Dieldrin	33.0794	82.6984	1.0000	33.0794	361813.53
28	6.943	Endrin	33.9020	84.7550	1.0000	33.9020	312297.47
29	7.006	4,4'-DDD	34.0175	85.0439	1.0000	34.0175	264981.18
30	7.216	Endosulfan II	34.7014	86.7536	1.0000	34.7014	281279.19
31	7.344	4,4'-DDT	34.1384	85.3461	1.0000	34.1384	260785.42
32	7.700	Endrin aldehyde	25.9607	64.9017	1.0000	25.9607	157607.90
33	7.907	Methoxychlor	33.4350	83.5876	1.0000	33.4350	113389.48
34	8.104	Mirex	31.9355	79.8387	1.0000	31.9355	174748.49
35	8.192	Endosulfan sulfate	30.3156	75.7890	1.0000	30.3156	178805.36
37	8.515	Endrin Ketone	29.5211	73.8029	1.0000	29.5211	213740.30
39	9.575	% DCBP	59.9149	149.7873	1.0000	59.9149	270142.84
				2288.5590	25.0000	915.4236	7969268.42

Client Id: QC Matrix Sample Duplicate (MSD) B3-2 S-2

Software Version: 4.1<1L22>
Date: 4/27/17 09:47 AM
Sample Name : MSD 06962 2XC CU
Data File : E:\TC2017\ECD35\04-APR\426B022.RAW Date: 4/26/17 04:36 PM
Sequence File: E:\TC2017\ECD35\04-APR\PEST_SEQ.SEQ Cycle: 814 Channel : B
Instrument : AUTO_ECD35 Rack/Vial: 0/18 Operator: ce
Sample Amount : 1.0000 Dilution Factor : 1.00

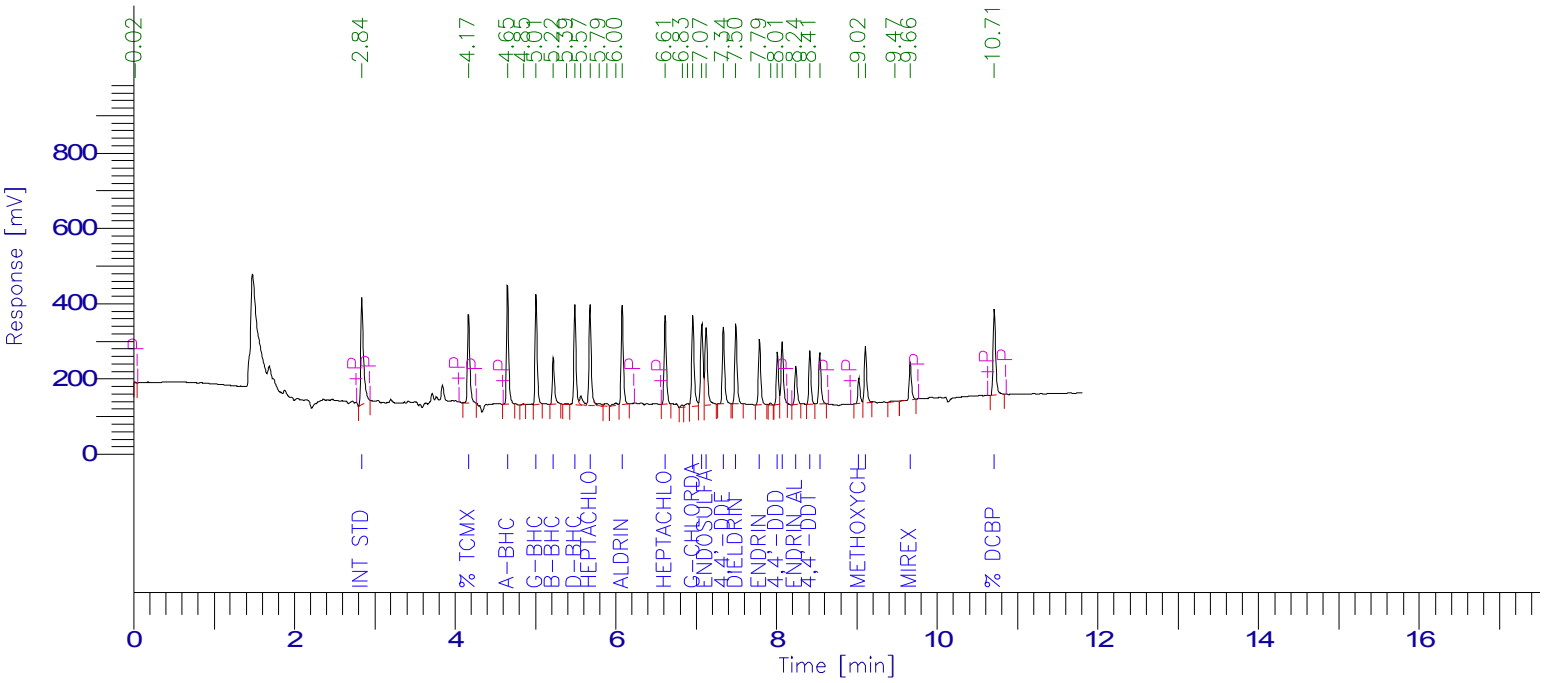

PESTICIDE REPORT

Peak #	Time [min]	Component Name	Raw Amount	Surrogate Recovery TCMX & DCBP	Multiplier	Adjusted Amount for Labowrks	Area [µV·s]
2	2.840	Int Std	100.0000	250.0000	1.0000	100.0000	685512.25
3	4.168	% TCMX	68.2941	170.7352	1.0000	68.2941	485322.46
4	4.653	a-BHC	31.1615	77.9037	1.0000	31.1615	583968.48
0	4.715	Hexachlorobenzene	0.0000	0.0000	1.0000	0.0000	0.00
6	5.007	g-BHC	40.3704	100.9260	1.0000	40.3704	536445.59
7	5.223	b-BHC	34.2518	85.6294	1.0000	34.2518	239440.93
9	5.490	d-BHC	29.3495	73.3738	1.0000	29.3495	509323.32
11	5.680	Heptachlor	35.0449	87.6122	1.0000	35.0449	533574.14
15	6.079	Aldrin	34.8736	87.1841	1.0000	34.8736	513102.64
16	6.614	Heptachlor epoxide	34.4758	86.1895	1.0000	34.4758	465927.10
19	6.959	g-Chlordane	38.5360	96.3400	1.0000	38.5360	526410.29
20	7.070	a-Chlordane	35.6332	89.0831	1.0000	35.6332	459426.08
21	7.123	Endosulfan I	38.8588	97.1470	1.0000	38.8588	466668.45
22	7.338	4,4'-DDE	35.6794	89.1984	1.0000	35.6794	412748.48
23	7.495	Dieldrin	33.4724	83.6810	1.0000	33.4724	427683.40
24	7.788	Endrin	32.8638	82.1596	1.0000	32.8638	346166.21
26	8.011	4,4'-DDD	34.2621	85.6553	1.0000	34.2621	256957.19
27	8.071	Endosulfan II	35.6438	89.1094	1.0000	35.6438	329611.80
28	8.239	Endrin aldehyde	27.5024	68.7561	1.0000	27.5024	203618.27
29	8.414	4,4'-DDT	37.3521	93.3803	1.0000	37.3521	269446.11
30	8.539	Endosulfan sulfate	35.7458	89.3646	1.0000	35.7458	275802.71
31	9.024	Methoxychlor	34.1452	85.3630	1.0000	34.1452	128460.69
32	9.106	Endrin Ketone	36.2800	90.7000	1.0000	36.2800	307198.51
34	9.663	Mirex	35.4692	88.6730	1.0000	35.4692	198590.51
35	10.709	% DCBP	75.8924	189.7311	1.0000	75.8924	514553.36
				2437.8958	25.0000	975.1583	9675958.97

1D

PESTICIDE ORGANICS ANALYSIS DATA SHEET

CLIENT SAMPLE NO.

BY06962 BL

Lab Name: Phoenix Environmental Client: NETC

Lab Code: Phoenix Instr: ECD35 Column.: CLP 0.32 SDG No.: GBY06958

Matrix: (soil/water) SOIL Lab Sample ID: BY06962 BL

Sample wt/vol: 15 (g/mL) g Lab File ID: 425A042

% Moisture: n.a. decanted: (Y/N) N Date Received: 04/19/17

Extraction: (SepF/Cont/ASE) 3545 Date Extracted: 04/24/17

Concentrated Extract Volume: 5000 (uL) Date Analyzed: 04/25/17

Injection Volume: 1 (ul) Dilution Factor: 2

CONCENTRATION UNITS:
(mg/L or mg/Kg) ug/Kg

CAS NO.	COMPOUND	CF	CONC	P/C	Q	MDL	PQL
319-84-6	alpha-BHC	NA	1.0	C	U	1.0	1.0
319-85-7	beta-BHC	NA	1.0	C	U	1.0	1.0
319-86-8	delta-BHC	NA	3.3	C	U	3.3	3.3
58-89-9	gamma-BHC (Lindane)	NA	1.0	C	U	1.0	1.0
76-44-8	Heptachlor	NA	3.3	C	U	3.3	3.3
309-00-2	Aldrin	NA	1.0	C	U	1.0	1.0
1024-57-3	Heptachlor Epoxide	NA	3.3	C	U	3.3	3.3
959-98-8	Endosulfan I	NA	3.3	C	U	3.3	3.3
60-57-1	Dieldrin	NA	1.0	C	U	1.0	1.0
72-55-9	4,4' -DDE	NA	1.7	C	U	1.7	1.7
72-20-8	Endrin	NA	3.3	C	U	3.3	3.3
33213-65-9	Endosulfan II	NA	3.3	C	U	3.3	3.3
72-54-8	4,4' -DDD	NA	1.7	C	U	1.7	1.7
1031-07-8	Endosulfan Sulfate	NA	3.3	C	U	3.3	3.3
50-29-3	4,4' -DDT	NA	1.7	C	U	1.7	1.7
72-43-5	Methoxychlor	NA	3.3	C	U	3.3	3.3
53494-70-5	Endrin ketone	NA	3.3	C	U	3.3	3.3
7421-93-4	Endrin Aldehyde	NA	3.3	C	U	3.3	3.3
8001-35-2	Toxaphene	NA	130	C	U	130	130
5103-71-9	alpha-Chlordane	NA	3.3	C	U	3.3	3.3
5103-74-2	gamma-Chlordane	NA	3.3	C	U	3.3	3.3
57-74-9	Chlordane	NA	33	C	U	33	33
2051-24-3	Decachlorobiphenyl	0.826	66	C		%	%
877-09-8	Tetrachloro-m-xylene	1.531	74	C		%	%

57-74-9 Sample PQL Calc: (50raw * 2df * 5fv) / (15wt-vol * 1.00%sol) = 33

Both channels need to have the compound detected for a concentration to be reported on either channel.
U1=Due to matrix interference and/or the presence of a large amount of non-target material, the reporting level for this compound has been elevated.
U2=The presence of this compound was not confirmed by the analyst based on the characteristic pattern matching of multi-component parameters, retention time, and/or peak shape.

P/C: P=Primary Result C=Confirmation Result X=Not Used CF=Calculated Calibration/Response Factor MC=Multi-Component

1D

PESTICIDE ORGANICS ANALYSIS DATA SHEET

CLIENT SAMPLE NO.

BY06962 BL

Lab Name: Phoenix Environmental Client: NETC

Lab Code: Phoenix Instr: ECD35 Column.: rtx-440 0.32 SDG No.: GBY06958

Matrix: (soil/water) SOIL Lab Sample ID: BY06962 BL

Sample wt/vol: 15 (g/mL) g Lab File ID: 425B042

% Moisture: n.a. decanted: (Y/N) N Date Received: 04/19/17

Extraction: (SepF/Cont/ASE) 3545 Date Extracted: 04/24/17

Concentrated Extract Volume: 5000 (uL) Date Analyzed: 04/25/17

Injection Volume: 1 (ul) Dilution Factor: 2

CONCENTRATION UNITS:
(mg/L or mg/Kg) ug/Kg

CAS NO.	COMPOUND	CF	CONC	P/C	Q	MDL	PQL
319-84-6	alpha-BHC	NA	1.0	P	U	1.0	1.0
319-85-7	beta-BHC	NA	1.0	P	U	1.0	1.0
319-86-8	delta-BHC	NA	3.3	P	U	3.3	3.3
58-89-9	gamma-BHC (Lindane)	NA	1.0	P	U	1.0	1.0
76-44-8	Heptachlor	NA	3.3	P	U	3.3	3.3
309-00-2	Aldrin	NA	1.0	P	U	1.0	1.0
1024-57-3	Heptachlor Epoxide	NA	3.3	P	U	3.3	3.3
959-98-8	Endosulfan I	NA	3.3	P	U	3.3	3.3
60-57-1	Dieldrin	NA	1.0	P	U	1.0	1.0
72-55-9	4,4' -DDE	NA	1.7	P	U	1.7	1.7
72-20-8	Endrin	NA	3.3	P	U	3.3	3.3
33213-65-9	Endosulfan II	NA	3.3	P	U	3.3	3.3
72-54-8	4,4' -DDD	NA	1.7	P	U	1.7	1.7
1031-07-8	Endosulfan Sulfate	NA	3.3	P	U	3.3	3.3
50-29-3	4,4' -DDT	NA	1.7	P	U	1.7	1.7
72-43-5	Methoxychlor	NA	3.3	P	U	3.3	3.3
53494-70-5	Endrin ketone	NA	3.3	P	U	3.3	3.3
7421-93-4	Endrin Aldehyde	NA	3.3	P	U	3.3	3.3
8001-35-2	Toxaphene	NA	130	P	U	130	130
5103-71-9	alpha-Chlordane	NA	3.3	P	U	3.3	3.3
5103-74-2	gamma-Chlordane	NA	3.3	P	U	3.3	3.3
57-74-9	Chlordane	NA	33	P	U	33	33
2051-24-3	Decachlorobiphenyl	0.989	88	P		%	%
877-09-8	Tetrachloro-m-xylene	1.037	77	P		%	%

57-74-9 Sample PQL Calc: (50raw * 2df * 5fv) / (15wt-vol * 1.00%sol) = 33

Both channels need to have the compound detected for a concentration to be reported on either channel.
U1=Due to matrix interference and/or the presence of a large amount of non-target material, the reporting level for this compound has been elevated.
U2=The presence of this compound was not confirmed by the analyst based on the characteristic pattern matching of multi-component parameters, retention time, and/or peak shape.

P/C: P=Primary Result C=Confirmation Result X=Not Used CF=Calculated Calibration/Response Factor MC=Multi-Component

Client Id: QC Blank BY06962

Software Version: 4.1<1L22>
Date: 4/26/17 09:43 AM
Sample Name : BLK 06962 2XC CU
Data File   : E:\TC2017\ECD35\04-APR\425A042.RAW   Date: 4/25/17 09:10 PM
Sequence File: E:\TC2017\ECD35\04-APR\PEST_SEQ.SEQ   Cycle: 773   Channel : A
Instrument   : AUTO_ECD35   Rack/Vial: 0/35   Operator: ce
Sample Amount   : 1.0000   Dilution Factor : 1.00

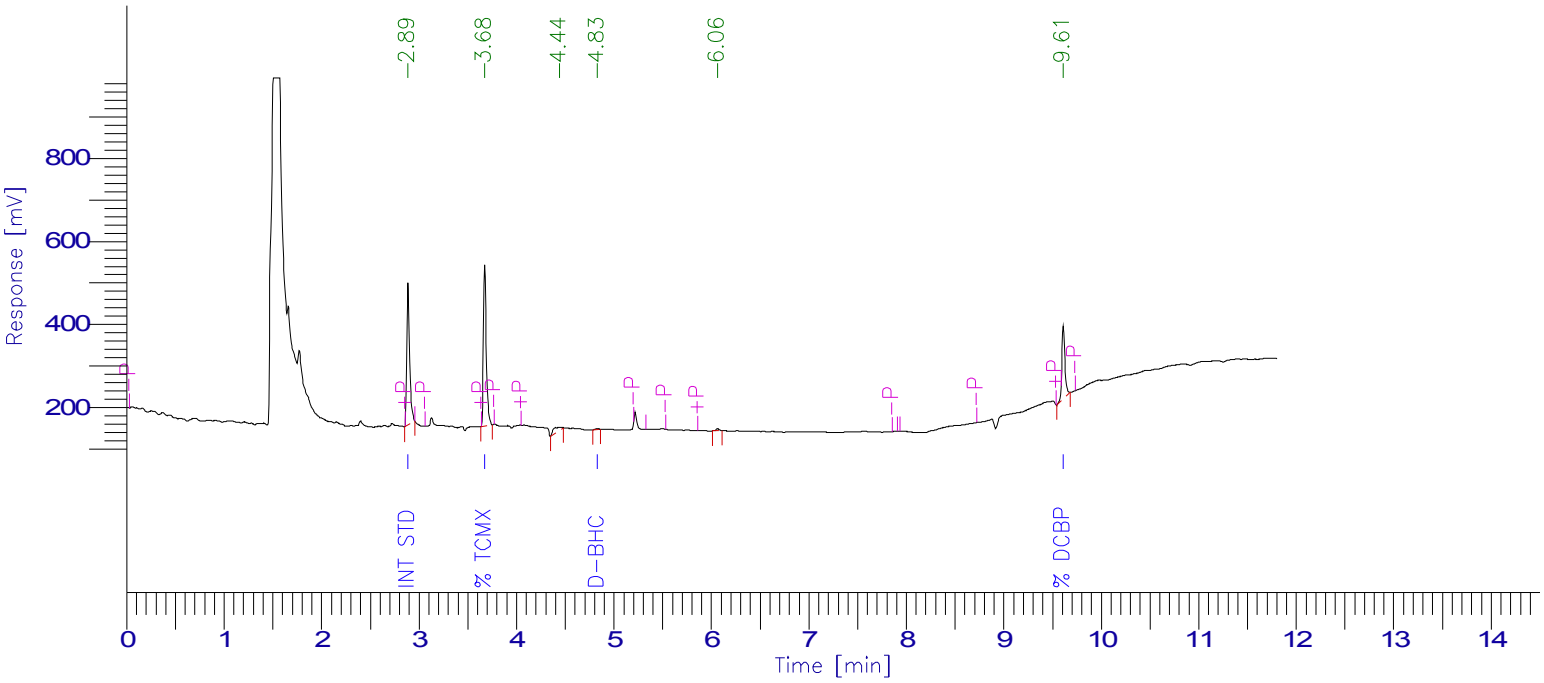

PESTICIDE REPORT

Peak #	Time [min]	Component Name	Raw Amount	Surrogate Recovery TCMX & DCBP	Multiplier	Adjusted Amount for Labowrks	Area [µV·s]
1	2.889	Int Std	100.0000	250.0000	1.0000	100.0000	690104.92
2	3.675	% TCMX	73.7875	184.4687	1.0000	73.7875	779635.93
0	4.101	Hexachlorobenzene	0.0000	0.0000	1.0000	0.0000	0.00
0	4.269	a-BHC	0.0000	0.0000	1.0000	0.0000	0.00
0	4.587	g-BHC	0.0000	0.0000	1.0000	0.0000	0.00
0	4.674	b-BHC	0.0000	0.0000	1.0000	0.0000	0.00
4	4.831	d-BHC	0.2571	0.6428	1.0000	0.2571	4449.15
0	5.066	Heptachlor	0.0000	0.0000	1.0000	0.0000	0.00
0	5.365	Aldrin	0.0000	0.0000	1.0000	0.0000	0.00
0	6.008	Heptachlor epoxide	0.0000	0.0000	1.0000	0.0000	0.00
0	6.148	g-Chlordane	0.0000	0.0000	1.0000	0.0000	0.00
0	6.293	a-Chlordane	0.0000	0.0000	1.0000	0.0000	0.00
0	6.367	4,4'-DDE	0.0000	0.0000	1.0000	0.0000	0.00
0	6.452	Endosulfan I	0.0000	0.0000	1.0000	0.0000	0.00
0	6.730	Dieldrin	0.0000	0.0000	1.0000	0.0000	0.00
0	7.012	Endrin	0.0000	0.0000	1.0000	0.0000	0.00
0	7.070	4,4'-DDD	0.0000	0.0000	1.0000	0.0000	0.00
0	7.282	Endosulfan II	0.0000	0.0000	1.0000	0.0000	0.00
0	7.407	4,4'-DDT	0.0000	0.0000	1.0000	0.0000	0.00
0	7.768	Endrin aldehyde	0.0000	0.0000	1.0000	0.0000	0.00
0	7.965	Methoxychlor	0.0000	0.0000	1.0000	0.0000	0.00
0	8.167	Mirex	0.0000	0.0000	1.0000	0.0000	0.00
0	8.262	Endosulfan sulfate	0.0000	0.0000	1.0000	0.0000	0.00
0	8.584	Endrin Ketone	0.0000	0.0000	1.0000	0.0000	0.00
6	9.611	% DCBP	65.9162	164.7905	1.0000	65.9162	375900.07
				599.9020	25.0000	239.9608	1850090.07

Client Id: QC Blank BY06962

Software Version: 4.1<1L22>
Date: 4/26/17 09:44 AM
Sample Name : BLK 06962 2XC CU
Data File : E:\TC2017\ECD35\04-APR\425B042.RAW Date: 4/25/17 09:10 PM
Sequence File: E:\TC2017\ECD35\04-APR\PEST_SEQ.SEQ Cycle: 773 Channel : B
Instrument : AUTO_ECD35 Rack/Vial: 0/35 Operator: ce
Sample Amount : 1.0000 Dilution Factor : 1.00

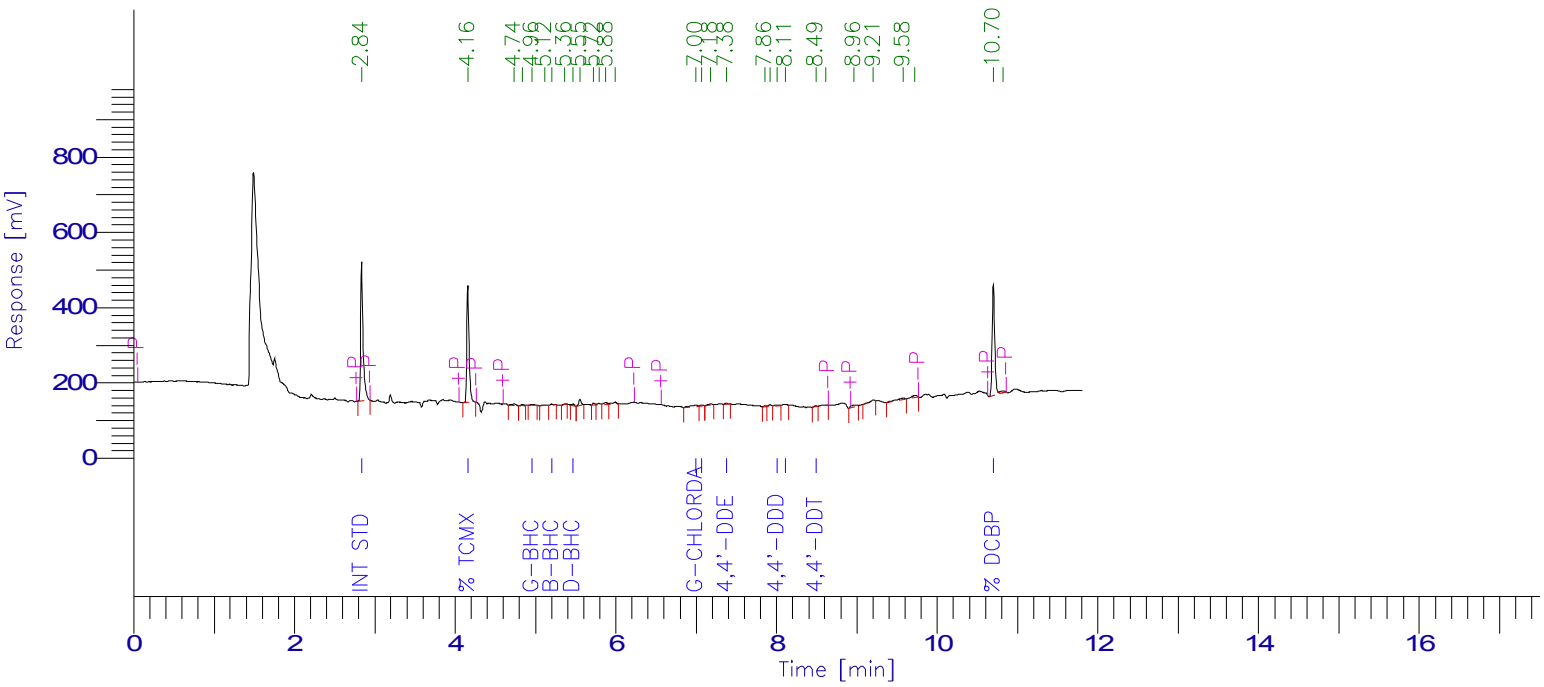

PESTICIDE REPORT

Peak #	Time [min]	Component Name	Raw Amount	Surrogate Recovery TCMX & DCBP	Multiplier	Adjusted Amount for Labowrks	Area [µV·s]
1	2.837	Int Std	100.0000	250.0000	1.0000	100.0000	771717.63
2	4.159	% TCMX	76.7521	191.8804	1.0000	76.7521	614018.02
0	4.662	a-BHC	0.0000	0.0000	1.0000	0.0000	0.00
0	4.715	Hexachlorobenzene	0.0000	0.0000	1.0000	0.0000	0.00
5	4.959	g-BHC	0.5230	1.3074	1.0000	0.5230	7822.90
7	5.202	b-BHC	0.6652	1.6629	1.0000	0.6652	5234.70
9	5.469	d-BHC	0.4783	1.1958	1.0000	0.4783	9344.50
0	5.687	Heptachlor	0.0000	0.0000	1.0000	0.0000	0.00
0	6.087	Aldrin	0.0000	0.0000	1.0000	0.0000	0.00
0	6.627	Heptachlor epoxide	0.0000	0.0000	1.0000	0.0000	0.00
15	6.996	g-Chlordane	2.0076	5.0191	1.0000	2.0076	30873.28
16	7.068	a-Chlordane	0.5765	1.4413	1.0000	0.5765	8368.08
0	7.139	Endosulfan I	0.0000	0.0000	1.0000	0.0000	0.00
18	7.375	4,4'-DDE	0.5158	1.2895	1.0000	0.5158	6717.07
0	7.510	Dieldrin	0.0000	0.0000	1.0000	0.0000	0.00
0	7.800	Endrin	0.0000	0.0000	1.0000	0.0000	0.00
21	8.005	4,4'-DDD	1.3627	3.4067	1.0000	1.3627	11504.75
22	8.112	Endosulfan II	0.8238	2.0595	1.0000	0.8238	8575.81
0	8.248	Endrin aldehyde	0.0000	0.0000	1.0000	0.0000	0.00
23	8.490	4,4'-DDT	0.9605	2.4012	1.0000	0.9605	7799.90
0	8.547	Endosulfan sulfate	0.0000	0.0000	1.0000	0.0000	0.00
0	9.030	Methoxychlor	0.0000	0.0000	1.0000	0.0000	0.00
0	9.113	Endrin Ketone	0.0000	0.0000	1.0000	0.0000	0.00
0	9.670	Mirex	0.0000	0.0000	1.0000	0.0000	0.00
29	10.697	% DCBP	87.6003	219.0008	1.0000	87.6003	668622.19
				680.6644	25.0000	272.2658	2150598.84

ASE **Soil Ext. for Pesticide**

ASEPEST-383943 **QAQC Code** #Q$PESTS **QAQC Sample #** BY06962 04/24/17 2:18 PM

Sample / C#	Acode	Analysis/ ASE Id	Wt(g)	Surrogate Vol (ml)	Final Vol (ml)	Cell #	Comments	Start Date	Finish Date	Initials
BY06962 **	BLK	ASE #1	15	0.5	5	D68		04/24	04/24	JJ/V
BY06962 **	LCS	ASE #3	15	0.5	5	638	0.5 ML SP	04/24	04/24	JJ/V
BY06962 **	LCSD	ASE #3	15	0.5	5	R251	0.5 ML SP	04/24	04/24	JJ/V
BY06962 ** -	MS	ASE #3	15.35	0.5	5	D71	0.5 ML SP	04/24	04/24	BC/V
BY06962 ** -	MSD	ASE #3	15.25	0.5	5	D32	0.5 ML SP	04/24	04/24	BC/V
BY06958 ** -	ASEPEST-NY	ASE #1 PCB V	15.40	0.5	5	D6		04/24	04/24	BC/V
BY06959 ** -	ASEPEST-NY	ASE #1 PCB V	15.10	0.5	5	715		04/24	04/24	BC/V
BY06961 ** -	ASEPEST-NY	ASE #1 PCB V	15.16	0.5	5	R249		04/24	04/24	BC/V
BY06962 ** -	ASEPEST-NY	ASE #3 PCB V	15.31	0.5	5	R203		04/24	04/24	BC/V
BY06966 ** -	ASEPEST-NY	ASE #3 PCB V	15.22	0.5	5	D16		04/24	04/24	BC/V
BY06969 ** -	ASEPEST-NY	ASE #3 PCB V	15.06	0.5	5	564		04/24	04/24	BC/V
BY06970 ** -	ASEPEST-NY	ASE #2 PCB V	15.49	0.5	5	T31		04/24	04/24	BC/V
BY06975 ** -	ASEPEST-NY	ASE #2 PCB V	15.39	0.5	5	D23		04/24	04/24	BC/V
BY06980 ** -	ASEPEST-NY	ASE #2 PCB V	15.40	0.5	5	223		04/24	04/24	BC/V
BY08646 - 6	ASEPEST-NY	ASE #1 PCB V	15.30	0.5	5	T4		04/24	04/24	BC/V
BY09184 - 8	ASEPEST	ASE #3 VOA	15.20	0.5	5	D69	0425BLK	04/25	04/25	BJ/V
BY09185 - 8	ASEPEST	ASE #1 VOA	15.21	0.5	5	T11		04/25	04/25	BJ/V
BY09186 - 8	ASEPEST	ASE #2 VOA	15.03	0.5	5	639		04/25	04/25	BJ/V
BY09187 - 8	ASEPEST	ASE #3 VOA	15.06	0.5	5	D38		04/25	04/25	BJ/V
BY09188 - 8	ASEPEST	ASE #1 VOA	15.24	0.5	5	258		04/25	04/25	BJ/V
BY09265 - 1	ASEPEST	ASE #2 PCB V	15.00	0.5	5	D71		04/25	04/25	BJ/V
BY09270 - 1	ASEPEST	ASE #3 PCB V	15.27	0.5	5	767		04/25	04/25	BJ/V
BY09271 - 1	ASEPEST	ASE #1 PCB V	15.26	0.5	5	564		04/25	04/25	BJ/V
BY09309 ** -	ASEPEST	ASE #2 PCB V	15.04	0.5	5	T36		04/25	04/25	BJ/V
BY09310 ** -	ASEPEST	ASE #1 PCB V	15.26	0.5	5	D62		04/25	04/25	BJ/V
BY06958 ** -	ASEPEST-NY	ASE #2 PCB V	15.30	0.5	5	R227	REPREP	04/28	04/28	CC/V
BY06980 ** -	ASEPEST-NY	ASE #1 PCB V	15.05	0.5	5	R67	REPREP	04/28	04/28	CC/V

QC Rpt Cmnt Alpha and gamma chlordane were spiked and analyzed instead of technical chlordane. Gamma chlordane recovery is reported as chlordane in the LCS, LCSD, MS and MSD.

Prep Comment

Post Comment

Surrogate Id # ultra (ISM-320) **Tracking #** **Time In**

Spike # restek (32415)/Abs(70195)/Abs(7943 **Tracking #** **Time Out**

LCSID # restek (32415)/Abs(70195)/Abs(7943 **Tracking #** **Temp**

Standards **Time Basic**

Vendor Id	Item ID	Phoenix Lot Number	Vendor Lot Number	Expiration Date
Brand-Nu	95% Hexane	S#6BJ	163935	10/01/17
Brand-Nu	Acetone	S#6EX	166054	10/13/17
Brand-Nu	Hexane			
Phoenix	P/P - SURROGATE PREP	P/P06R		09/11/17
Phoenix	PEST - PREP SM SPIKE	PEST10Z		09/13/17

PHOENIX
Environmental Laboratories, Inc.

587 East Middle Turnpike, P.O. Box 370, Manchester, CT 06040
Telephone: 860.645.1102 • Fax: 860.645.0823

NY ANALYTICAL SERVICES PROTOCOL
DATA PACKAGE

Client: NETC

125 BATH STREET

Laboratory Project: GBY06958

Metals (Soil)
Ver 1

Inorganic Data Flags

• C (Concentration) Qualifiers:

J – The reported value was obtained from a reading that was less than the Reporting Level (RL) but greater than or equal to the Instrument Detection Limit (IDL)

U – The analyte was analyzed for but not detected at or above the IDL

• Q Qualifiers:

E - The reported value is estimated because of the presence of interference. An explanatory note shall be included in the project narrative (if the problem applies to all samples) or on the specific FORM I-IN (if it is an isolated problem).

M- Duplicate injection precision not met.

N - Spiked sample recovery not within control limits.

S - The reported value was determined by the Method of Standard Additions (MSA).

W - Post-digestion spike for Furnace AA analysis is out of control limits (85-115%), while sample absorbance is less than 50% of spike absorbance.

* - Duplicate analysis not within control limits.

+ - Correlation coefficient for the MSA is less than 0.995.

• M (Method) Qualifiers:

"P" - ICP
"A" - Flame AA
"F" - Furnace AA
"PM" - ICP when Microwave Digestion is used
"AM" - Flame AA when Microwave Digestion is used
"FM" - Furnace AA when Microwave Digestion is used
"CV" - Manual Cold Vapor AA
"AV" - Automated Cold Vapor AA
"CA" - Midi-Distillation Spectrophotometric
"AS" - Semi-Automated Spectrophotometric
"C" - Manual Spectrophotometric
"T" - Titrimetric
" " - where no data have been entered
"NR" - the analyte is not required to be analyzed
"G" - Gravimetric

PHOENIX
Environmental Laboratories, Inc.
587 East Middle Turnpike, P.O.Box 370, Manchester, CT 06040
Tel. (860) 645-1102 Fax (860) 645-0823

ACCREDITED IN ACCORDANCE WITH nelac NY # 11301

SDG: GBY06958

Metals Soil Conformance / Non-Conformance Summary

Project ID / Client ID: 125 BATH STREET, NETC

Form 1 (Analysis):

The following samples/analytes were flagged for non-compliance:
TMD-SM-383961 MS (N flag): BY06958, BY06959, BY06961, BY06962, BY06966, BY06969, BY06970, BY06975, BY06980; Manganese, Potassium
HGSMPREP-384016 DUP (* flag): BY06958, BY06959, BY06961, BY06962, BY06966, BY06969, BY06970, BY06975, BY06980; Mercury

Form 2A (Initial & Continuing Calibration Verification):

All Initial and Continuing Calibrations met criteria with the following exceptions: None.

Form 2B (CRDL):

All CRDLs met criteria with the following exceptions:
ARCOS CRDL 04/25/2017 15:46: Iron (148% [70-130])
ARCOS CRDL 04/25/2017 17:37: Iron (156% [70-130])
MERLIN I-CRDL 04/25/2017 09:01: Mercury (69% [70-130])

Form 3 (Continuing and Preparation Blanks):

All Continuing and Preparation Blanks were Non-Detect with the following exceptions:
ARCOS CCB 04/25/2017 17:07: Lead (30 ug/L) - A sample bias is not suspected because the concentrations are greater than 5X the amounts found in the blanks.

Form 4 (ICP Interference Check):

All ICP Interference Checks met criteria with the following exceptions: None.

Form 5 (Matrix Spikes):

All Matrix Spikes met criteria with the following exceptions:
BY06962 MS: Potassium (370% [75-125], Post Spike 93% [Pass]), Manganese (201% [75-125], Post Spike 82% [Pass])

Form 6 (Duplicates):

All Sample Duplicates met criteria with the following exceptions:
BY06962 DUP: Mercury (44.4% [30])

Form 7 (Laboratory Control Samples):

All Laboratory Control Samples met criteria with the following exceptions: None.
Note that the laboratory performs a LCS and LCSD; only the LCS is reported on Form 7.

Form 9 (Serial Dilution):

All Serial Dilutions met criteria with the following exceptions: None.

Observations: The TAL Metals are reported for this data set.

PHOENIX
Environmental Laboratories, Inc.
587 East Middle Turnpike, P.O.Box 370, Manchester, CT 06040
Tel. (860) 645-1102 Fax (860) 645-0823

ACCREDITED IN ACCORDANCE WITH nelac NY # 11301

SDG: GBY06958

Metals Soil Conformance / Non-Conformance Summary

Project ID / Client ID: 125 BATH STREET, NETC

Ethan Lee 07/10/17

Ethan Lee
Project Manager

INORGANIC ANALYSIS DATA SHEET

Client Id: B4-1 S-1

Lab Name: Phoenix Environmental Labs Client: NETC

Lab Code: Phoenix SDG No.: GBY06958

Lab Sample Id: BY06958 Sample Matrix: SOIL

Date Received: 4/19/2017 Percent Solids: 79.0

Concentration Units (mg/L or mg/kg dry weight): mg/Kg

CAS No.	Analyte	Concentration	C	Q	MDL LOD	PQL RL	DF	Date Analyzed	M
7440-22-4	Silver	0.38	U		0.38	0.38	1	04/25/17	P
7429-90-5	Aluminum	6310			7.6	38	10	04/25/17	P
7440-38-2	Arsenic	12.8			0.76	0.76	1	04/25/17	P
7440-39-3	Barium	1240			0.38	0.8	1	04/25/17	P
7440-41-7	Beryllium	0.31			0.15	0.31	1	04/25/17	P
7440-70-2	Calcium	49300			35	38	10	04/25/17	P
7440-43-9	Cadmium	0.92			0.38	0.38	1	04/25/17	P
7440-48-4	Cobalt	5.57			0.38	0.38	1	04/25/17	P
7440-47-3	Chromium	2410			38	38	100	04/26/17	P
7440-50-8	Copper	121			0.38	0.38	1	04/25/17	P
7439-89-6	Iron	23000			38	38	10	04/25/17	P
7439-97-6	Mercury	0.57		*	0.02	0.03	1	04/25/17	AV
7440-09-7	Potassium	1120		N	3	8	1	04/25/17	P
7439-95-4	Magnesium	6360			38	38	10	04/25/17	P
7439-96-5	Manganese	236		N	3.8	3.8	10	04/25/17	P
7440-23-5	Sodium	577			3.3	8	1	04/25/17	P
7440-02-0	Nickel	11.4			0.38	0.38	1	04/25/17	P
7439-92-1	Lead	318			3.8	7.6	10	04/25/17	P
7440-36-0	Antimony	52.4			1.9	1.9	1	04/25/17	P
7782-49-2	Selenium	1.5	U		1.3	1.5	1	04/25/17	P
7440-28-0	Thallium	1.5	U		1.5	1.5	1	04/25/17	P
7440-62-2	Vanadium	25.4			0.38	0.38	1	04/25/17	P
7440-66-6	Zinc	367			3.8	7.6	10	04/25/17	P

FORM I - IN

INORGANIC ANALYSIS DATA SHEET

Client Id: B4-1 S-2

Lab Name: Phoenix Environmental Labs Client: NETC

Lab Code: Phoenix SDG No.: GBY06958

Lab Sample Id: BY06959 Sample Matrix: SOIL

Date Received: 4/19/2017 Percent Solids: 79.0

Concentration Units (mg/L or mg/kg dry weight): mg/Kg

CAS No.	Analyte	Concentration	C	Q	MDL LOD	PQL RL	DF	Date Analyzed	M
7440-22-4	Silver	0.37	U		0.37	0.37	1	04/25/17	P
7429-90-5	Aluminum	14600			7.4	37	10	04/25/17	P
7440-38-2	Arsenic	4.97			0.74	0.74	1	04/25/17	P
7440-39-3	Barium	82.5			0.37	0.7	1	04/25/17	P
7440-41-7	Beryllium	0.88			0.15	0.30	1	04/25/17	P
7440-70-2	Calcium	6190			3.4	3.7	1	04/25/17	P
7440-43-9	Cadmium	0.37	U		0.37	0.37	1	04/25/17	P
7440-48-4	Cobalt	13.3			0.37	0.37	1	04/25/17	P
7440-47-3	Chromium	18.6			0.37	0.37	1	04/25/17	P
7440-50-8	Copper	18.1			0.37	0.37	1	04/25/17	P
7439-89-6	Iron	32500			37	37	10	04/25/17	P
7439-97-6	Mercury	0.07		*	0.02	0.03	1	04/25/17	AV
7440-09-7	Potassium	2120		N	2.9	7	1	04/25/17	P
7439-95-4	Magnesium	4470			3.7	3.7	1	04/25/17	P
7439-96-5	Manganese	269		N	3.7	3.7	10	04/25/17	P
7440-23-5	Sodium	1100			3.2	7	1	04/25/17	P
7440-02-0	Nickel	16.1			0.37	0.37	1	04/25/17	P
7439-92-1	Lead	4.0			0.37	0.7	1	04/25/17	P
7440-36-0	Antimony	1.9	U		1.9	1.9	1	04/25/17	P
7782-49-2	Selenium	1.5	U		1.3	1.5	1	04/25/17	P
7440-28-0	Thallium	1.5	U		1.5	1.5	1	04/25/17	P
7440-62-2	Vanadium	49.4			0.37	0.37	1	04/25/17	P
7440-66-6	Zinc	59.9			0.37	0.7	1	04/25/17	P

FORM I - IN

INORGANIC ANALYSIS DATA SHEET

Client Id: B3-2 S-1

Lab Name: Phoenix Environmental Labs Client: NETC

Lab Code: Phoenix SDG No.: GBY06958

Lab Sample Id: BY06961 Sample Matrix: SOIL

Date Received: 4/19/2017 Percent Solids: 78.0

Concentration Units (mg/L or mg/kg dry weight): mg/Kg

CAS No.	Analyte	Concentration	C	Q	MDL LOD	PQL RL	DF	Date Analyzed	M
7440-22-4	Silver	0.41	U		0.41	0.41	1	04/25/17	P
7429-90-5	Aluminum	5060			8.2	41	10	04/25/17	P
7440-38-2	Arsenic	11.3			0.82	0.82	1	04/25/17	P
7440-39-3	Barium	1110			0.41	0.8	1	04/25/17	P
7440-41-7	Beryllium	0.33	U		0.16	0.33	1	04/25/17	P
7440-70-2	Calcium	45800			38	41	10	04/25/17	P
7440-43-9	Cadmium	1.60			0.41	0.41	1	04/25/17	P
7440-48-4	Cobalt	6.94			0.41	0.41	1	04/25/17	P
7440-47-3	Chromium	1090			4.1	4.1	10	04/25/17	P
7440-50-8	Copper	102			0.41	0.41	1	04/25/17	P
7439-89-6	Iron	41300			41	41	10	04/25/17	P
7439-97-6	Mercury	0.53		*	0.02	0.03	1	04/25/17	AV
7440-09-7	Potassium	1020		N	3.2	8	1	04/25/17	P
7439-95-4	Magnesium	5090			4.1	4.1	1	04/25/17	P
7439-96-5	Manganese	362		N	4.1	4.1	10	04/25/17	P
7440-23-5	Sodium	482			3.5	8	1	04/25/17	P
7440-02-0	Nickel	36.6			0.41	0.41	1	04/25/17	P
7439-92-1	Lead	318			4.1	8.2	10	04/25/17	P
7440-36-0	Antimony	16.4			2.1	2.1	1	04/25/17	P
7782-49-2	Selenium	1.6	U		1.4	1.6	1	04/25/17	P
7440-28-0	Thallium	1.6	U		1.6	1.6	1	04/25/17	P
7440-62-2	Vanadium	26.7			0.41	0.41	1	04/25/17	P
7440-66-6	Zinc	381			4.1	8.2	10	04/25/17	P

FORM I - IN

INORGANIC ANALYSIS DATA SHEET

Client Id: B3-2 S-2

Lab Name: Phoenix Environmental Labs | Client: NETC

Lab Code: Phoenix | SDG No.: GBY06958

Lab Sample Id: BY06962 | Sample Matrix: SOIL

Date Received: 4/19/2017 | Percent Solids: 76.0

Concentration Units (mg/L or mg/kg dry weight): mg/Kg

CAS No.	Analyte	Concentration	C	Q	MDL LOD	PQL RL	DF	Date Analyzed	M
7440-22-4	Silver	0.41	U		0.41	0.41	1	04/25/17	P
7429-90-5	Aluminum	11200			8.1	41	10	04/25/17	P
7440-38-2	Arsenic	3.71			0.81	0.81	1	04/25/17	P
7440-39-3	Barium	75.0			0.41	0.8	1	04/25/17	P
7440-41-7	Beryllium	0.63			0.16	0.32	1	04/25/17	P
7440-70-2	Calcium	36900			37	41	10	04/25/17	P
7440-43-9	Cadmium	0.41	U		0.41	0.41	1	04/25/17	P
7440-48-4	Cobalt	11.3			0.41	0.41	1	04/25/17	P
7440-47-3	Chromium	15.5			0.41	0.41	1	04/25/17	P
7440-50-8	Copper	21.2			0.41	0.41	1	04/25/17	P
7439-89-6	Iron	26200			41	41	10	04/25/17	P
7439-97-6	Mercury	0.21		*	0.02	0.03	1	04/25/17	AV
7440-09-7	Potassium	2680		N	3.2	8	1	04/25/17	P
7439-95-4	Magnesium	9810			41	41	10	04/25/17	P
7439-96-5	Manganese	535		N	4.1	4.1	10	04/25/17	P
7440-23-5	Sodium	1420			3.5	8	1	04/25/17	P
7440-02-0	Nickel	16.7			0.41	0.41	1	04/25/17	P
7439-92-1	Lead	6.1			0.41	0.8	1	04/25/17	P
7440-36-0	Antimony	2.0	U		2	2.0	1	04/25/17	P
7782-49-2	Selenium	1.6	U		1.4	1.6	1	04/25/17	P
7440-28-0	Thallium	1.6	U		1.6	1.6	1	04/25/17	P
7440-62-2	Vanadium	29.0			0.41	0.41	1	04/25/17	P
7440-66-6	Zinc	55.2			0.41	0.8	1	04/25/17	P

FORM I - IN

INORGANIC ANALYSIS DATA SHEET

Client Id: B2-1 S-1

Lab Name: Phoenix Environmental Labs Client: NETC

Lab Code: Phoenix SDG No.: GBY06958

Lab Sample Id: BY06966 Sample Matrix: SOIL

Date Received: 4/19/2017 Percent Solids: 83.0

Concentration Units (mg/L or mg/kg dry weight): mg/Kg

CAS No.	Analyte	Concentration	C	Q	MDL LOD	PQL RL	DF	Date Analyzed	M
7440-22-4	Silver	0.40	U		0.4	0.40	1	04/25/17	P
7429-90-5	Aluminum	5960			7.9	40	10	04/25/17	P
7440-38-2	Arsenic	24.3			0.79	0.79	1	04/25/17	P
7440-39-3	Barium	2770			4	7.9	10	04/25/17	P
7440-41-7	Beryllium	0.43			0.16	0.32	1	04/25/17	P
7440-70-2	Calcium	44900			36	40	10	04/25/17	P
7440-43-9	Cadmium	1.39			0.4	0.40	1	04/25/17	P
7440-48-4	Cobalt	6.08			0.4	0.40	1	04/25/17	P
7440-47-3	Chromium	1280			4	4.0	10	04/25/17	P
7440-50-8	Copper	148			4	4.0	10	04/25/17	P
7439-89-6	Iron	23900			40	40	10	04/25/17	P
7439-97-6	Mercury	1.07		*	0.02	0.03	1	04/25/17	AV
7440-09-7	Potassium	1040		N	3.1	8	1	04/25/17	P
7439-95-4	Magnesium	7470			40	40	10	04/25/17	P
7439-96-5	Manganese	357		N	4	4.0	10	04/25/17	P
7440-23-5	Sodium	474			3.4	8	1	04/25/17	P
7440-02-0	Nickel	12.9			0.4	0.40	1	04/25/17	P
7439-92-1	Lead	376			4	7.9	10	04/25/17	P
7440-36-0	Antimony	18.1			2	2.0	1	04/25/17	P
7782-49-2	Selenium	1.6	U		1.3	1.6	1	04/25/17	P
7440-28-0	Thallium	1.6	U		1.6	1.6	1	04/25/17	P
7440-62-2	Vanadium	23.6			0.4	0.40	1	04/25/17	P
7440-66-6	Zinc	435			4	7.9	10	04/25/17	P

FORM I - IN

INORGANIC ANALYSIS DATA SHEET

Client Id: SW-1 S-3

Lab Name: Phoenix Environmental Labs | Client: NETC

Lab Code: Phoenix | SDG No.: GBY06958

Lab Sample Id: BY06969 | Sample Matrix: SOIL

Date Received: 4/19/2017 | Percent Solids: 81.0

Concentration Units (mg/L or mg/kg dry weight): mg/Kg

CAS No.	Analyte	Concentration	C	Q	MDL LOD	PQL RL	DF	Date Analyzed	M
7440-22-4	Silver	0.42	U		0.42	0.42	1	04/25/17	P
7429-90-5	Aluminum	11000			8.3	42	10	04/25/17	P
7440-38-2	Arsenic	2.21			0.83	0.83	1	04/25/17	P
7440-39-3	Barium	45.7			0.42	0.8	1	04/25/17	P
7440-41-7	Beryllium	0.58			0.17	0.33	1	04/25/17	P
7440-70-2	Calcium	5190			3.8	4.2	1	04/25/17	P
7440-43-9	Cadmium	0.42	U		0.42	0.42	1	04/25/17	P
7440-48-4	Cobalt	8.12			0.42	0.42	1	04/25/17	P
7440-47-3	Chromium	14.5			0.42	0.42	1	04/25/17	P
7440-50-8	Copper	9.72			0.42	0.42	1	04/25/17	P
7439-89-6	Iron	20800			42	42	10	04/25/17	P
7439-97-6	Mercury	0.06		*	0.02	0.03	1	04/25/17	AV
7440-09-7	Potassium	1530		N	3.3	8	1	04/25/17	P
7439-95-4	Magnesium	2960			4.2	4.2	1	04/25/17	P
7439-96-5	Manganese	221		N	4.2	4.2	10	04/25/17	P
7440-23-5	Sodium	673			3.6	8	1	04/25/17	P
7440-02-0	Nickel	8.59			0.42	0.42	1	04/25/17	P
7439-92-1	Lead	4.8			0.42	0.8	1	04/25/17	P
7440-36-0	Antimony	2.1	U		2.1	2.1	1	04/25/17	P
7782-49-2	Selenium	1.7	U		1.4	1.7	1	04/25/17	P
7440-28-0	Thallium	1.7	U		1.7	1.7	1	04/25/17	P
7440-62-2	Vanadium	32.7			0.42	0.42	1	04/25/17	P
7440-66-6	Zinc	40.0			0.42	0.8	1	04/25/17	P

FORM I - IN

INORGANIC ANALYSIS DATA SHEET

Client Id: MW-6 S-1

Lab Name: Phoenix Environmental Labs Client: NETC

Lab Code: Phoenix SDG No.: GBY06958

Lab Sample Id: BY06970 Sample Matrix: SOIL

Date Received: 4/19/2017 Percent Solids: 84.0

Concentration Units (mg/L or mg/kg dry weight): mg/Kg

CAS No.	Analyte	Concentration	C	Q	MDL LOD	PQL RL	DF	Date Analyzed	M
7440-22-4	Silver	0.39	U		0.39	0.39	1	04/25/17	P
7429-90-5	Aluminum	8910			7.8	39	10	04/25/17	P
7440-38-2	Arsenic	5.01			0.78	0.78	1	04/25/17	P
7440-39-3	Barium	257			0.39	0.8	1	04/25/17	P
7440-41-7	Beryllium	0.49			0.16	0.31	1	04/25/17	P
7440-70-2	Calcium	41700			36	39	10	04/25/17	P
7440-43-9	Cadmium	0.50			0.39	0.39	1	04/25/17	P
7440-48-4	Cobalt	8.51			0.39	0.39	1	04/25/17	P
7440-47-3	Chromium	99.5			0.39	0.39	1	04/25/17	P
7440-50-8	Copper	34.7			0.39	0.39	1	04/25/17	P
7439-89-6	Iron	22200			39	39	10	04/25/17	P
7439-97-6	Mercury	13.1		*	0.18	0.30	1	04/25/17	AV
7440-09-7	Potassium	1940		N	3.1	8	1	04/25/17	P
7439-95-4	Magnesium	7650			39	39	10	04/25/17	P
7439-96-5	Manganese	615		N	3.9	3.9	10	04/25/17	P
7440-23-5	Sodium	415			3.4	8	1	04/25/17	P
7440-02-0	Nickel	15.1			0.39	0.39	1	04/25/17	P
7439-92-1	Lead	175			3.9	7.8	10	04/25/17	P
7440-36-0	Antimony	2.0	U		2	2.0	1	04/25/17	P
7782-49-2	Selenium	1.6	U		1.3	1.6	1	04/25/17	P
7440-28-0	Thallium	1.6	U		1.6	1.6	1	04/25/17	P
7440-62-2	Vanadium	26.0			0.39	0.39	1	04/25/17	P
7440-66-6	Zinc	137			0.39	0.8	1	04/25/17	P

FORM I - IN

INORGANIC ANALYSIS DATA SHEET

Client Id: FD-4 S-1

Lab Name: Phoenix Environmental Labs | Client: NETC

Lab Code: Phoenix | SDG No.: GBY06958

Lab Sample Id: BY06975 | Sample Matrix: SOIL

Date Received: 4/19/2017 | Percent Solids: 69.0

Concentration Units (mg/L or mg/kg dry weight): mg/Kg

CAS No.	Analyte	Concentration	C	Q	MDL LOD	PQL RL	DF	Date Analyzed	M
7440-22-4	Silver	0.45	U		0.45	0.45	1	04/25/17	P
7429-90-5	Aluminum	7840			8.9	45	10	04/25/17	P
7440-38-2	Arsenic	7.01			0.89	0.89	1	04/25/17	P
7440-39-3	Barium	403			0.45	0.9	1	04/25/17	P
7440-41-7	Beryllium	0.36	U		0.18	0.36	1	04/25/17	P
7440-70-2	Calcium	60800			41	45	10	04/25/17	P
7440-43-9	Cadmium	1.28			0.45	0.45	1	04/25/17	P
7440-48-4	Cobalt	5.42			0.45	0.45	1	04/25/17	P
7440-47-3	Chromium	2060			45	45	100	04/26/17	P
7440-50-8	Copper	137			0.45	0.45	1	04/25/17	P
7439-89-6	Iron	28500			45	45	10	04/25/17	P
7439-97-6	Mercury	0.80		*	0.02	0.04	1	04/25/17	AV
7440-09-7	Potassium	983		N	3.5	9	1	04/25/17	P
7439-95-4	Magnesium	4970			4.5	4.5	1	04/25/17	P
7439-96-5	Manganese	226		N	4.5	4.5	10	04/25/17	P
7440-23-5	Sodium	936			3.8	9	1	04/25/17	P
7440-02-0	Nickel	12.0			0.45	0.45	1	04/25/17	P
7439-92-1	Lead	127			0.45	0.9	1	04/25/17	P
7440-36-0	Antimony	10.9			2.2	2.2	1	04/25/17	P
7782-49-2	Selenium	1.8	U		1.5	1.8	1	04/25/17	P
7440-28-0	Thallium	1.8	U		1.8	1.8	1	04/25/17	P
7440-62-2	Vanadium	32.4			0.45	0.45	1	04/25/17	P
7440-66-6	Zinc	353			4.5	8.9	10	04/25/17	P

FORM I - IN

INORGANIC ANALYSIS DATA SHEET

Client Id: FD-1

Lab Name: Phoenix Environmental Labs Client: NETC

Lab Code: Phoenix SDG No.: GBY06958

Lab Sample Id: BY06980 Sample Matrix: SOIL

Date Received: 4/19/2017 Percent Solids: 69.0

Concentration Units (mg/L or mg/kg dry weight): mg/Kg

CAS No.	Analyte	Concentration	C	Q	MDL LOD	PQL RL	DF	Date Analyzed	M
7440-22-4	Silver	2.13			0.46	0.46	1	04/25/17	P
7429-90-5	Aluminum	2720			9.3	46	10	04/25/17	P
7440-38-2	Arsenic	107			0.93	0.93	1	04/25/17	P
7440-39-3	Barium	209			0.46	0.9	1	04/25/17	P
7440-41-7	Beryllium	0.37	U		0.19	0.37	1	04/25/17	P
7440-70-2	Calcium	92500			43	46	10	04/25/17	P
7440-43-9	Cadmium	6.26			0.46	0.46	1	04/25/17	P
7440-48-4	Cobalt	18.4			0.46	0.46	1	04/25/17	P
7440-47-3	Chromium	675			4.6	4.6	10	04/25/17	P
7440-50-8	Copper	3840			46	46	100	04/26/17	P
7439-89-6	Iron	232000			460	460	100	04/26/17	P
7439-97-6	Mercury	1.22		*	0.02	0.04	1	04/25/17	AV
7440-09-7	Potassium	626		N	3.6	9	1	04/25/17	P
7439-95-4	Magnesium	7530			46	46	10	04/25/17	P
7439-96-5	Manganese	947		N	4.6	4.6	10	04/25/17	P
7440-23-5	Sodium	750			4	9	1	04/25/17	P
7440-02-0	Nickel	57.8			0.46	0.46	1	04/25/17	P
7439-92-1	Lead	18700			460	930	1000	04/26/17	P
7440-36-0	Antimony	117			2.3	2.3	1	04/25/17	P
7782-49-2	Selenium	1.9	U		1.6	1.9	1	04/25/17	P
7440-28-0	Thallium	1.9	U		1.9	1.9	1	04/25/17	P
7440-62-2	Vanadium	24.1			0.46	0.46	1	04/25/17	P
7440-66-6	Zinc	1200			4.6	9.3	10	04/25/17	P

FORM I - IN

2A
INITIAL AND CONTINUING CALIBRATION VERIFICATION

Lab Name: Phoenix Environmental Labs Client:

Lab Code: Phoenix SDG: GBY06958

Initial Calibration Source: Absolute Standard (CVS)

Continuing Calibration Source: Inorganic Ventures (IPC1+2)

Instrument: ARCOS

Concentration Units: mg/l

Analyte	Initial Calibration 04/25/17 09:10			Continuing Calibration 04/25/17 14:28			Continuing Calibration 04/25/17 15:16			M
	True	Found	%R	True	Found	%R	True	Found	%R	
Silver	0.2500	0.2455	98.2							P
Aluminum	1.000	0.9755	97.6	1.000	0.9727	97.3	1.000	0.9840	98.4	P
Arsenic	1.000	0.9850	98.5							P
Barium	1.000	0.9818	98.2	1.000	0.9888	98.9	1.000	0.9956	99.6	P
Beryllium	1.000	1.002	100.2							P
Calcium	1.000	0.9869	98.7	1.000	0.9815	98.2	1.000	1.001	100.1	P
Cadmium	1.000	0.9873	98.7							P
Cobalt	1.000	0.9804	98.0							P
Chromium	1.000	0.9892	98.9	1.000	0.9935	99.4	1.000	0.9985	99.9	P
Copper	1.000	0.9787	97.9	1.000	0.9755	97.6	1.000	0.9831	98.3	P
Iron	1.000	1.007	100.7	1.000	0.9951	99.5	1.000	1.027	102.7	P
Mercury										
Potassium	5.000	4.916	98.3	5.000	5.086	101.7	5.000	5.106	102.1	P
Magnesium	1.000	0.9912	99.1	1.000	0.9965	99.7	1.000	1.003	100.3	P
Manganese	1.000	0.9846	98.5	1.000	0.9931	99.3	1.000	0.9986	99.9	P
Sodium	5.000	4.879	97.6	5.000	5.160	103.2	5.000	5.157	103.1	P
Nickel	1.000	0.9791	97.9							P
Lead	1.000	0.9769	97.7	1.000	0.9830	98.3	1.000	0.9891	98.9	P
Antimony	1.000	0.9826	98.3							P
Selenium	1.000	0.9625	96.3	1.000	0.9440	94.4	1.000	0.9519	95.2	P
Thallium	1.000	0.9654	96.5							P
Vanadium	1.000	0.9818	98.2							P
Zinc	1.000	0.9748	97.5	1.000	0.9564	95.6	1.000	0.9622	96.2	P

(1) Control Limits: Mercury 80-120; Other Metals 90-110

FORM II - IN (PART 1) - 1

2A
INITIAL AND CONTINUING CALIBRATION VERIFICATION

Lab Name: Phoenix Environmental Labs Client:

Lab Code: Phoenix SDG: GBY06958

Initial Calibration Source: Absolute Standard (CVS)

Continuing Calibration Source: Inorganic Ventures (IPC1+2)

Instrument: ARCOS

Concentration Units: mg/l

Analyte	Continuing Calibration 04/25/17 15:52			Continuing Calibration 04/25/17 16:28			Continuing Calibration 04/25/17 17:04			M
	True	Found	%R	True	Found	%R	True	Found	%R	
Silver	0.2500	0.2392	95.7	0.2500	0.2397	95.9	0.2500	0.2388	95.5	P
Aluminum	1.000	0.9801	98.0	1.000	0.9798	98.0				P
Arsenic	1.000	0.9648	96.5	1.000	0.9546	95.5	1.000	0.9583	95.8	P
Barium	1.000	0.9861	98.6	1.000	0.9812	98.1	1.000	0.9843	98.4	P
Beryllium	1.000	1.015	101.5	1.000	1.004	100.4	1.000	0.9979	99.8	P
Calcium	1.000	1.003	100.3	1.000	0.9803	98.0	1.000	1.056	105.6	P
Cadmium	1.000	0.9818	98.2	1.000	0.9744	97.4	1.000	0.9668	96.7	P
Cobalt	1.000	0.9865	98.7	1.000	0.9839	98.4	1.000	0.9805	98.1	P
Chromium	1.000	0.9912	99.1	1.000	0.9887	98.9	1.000	0.9862	98.6	P
Copper	1.000	0.9735	97.4	1.000	0.9730	97.3	1.000	0.9750	97.5	P
Iron	1.000	1.042	104.2	1.000	1.052	105.2				P
Mercury										
Potassium	5.000	5.106	102.1	5.000	5.216	104.3	5.000	5.314	106.3	P
Magnesium	1.000	1.007	100.7	1.000	0.9906	99.1	1.000	0.9902	99.0	P
Manganese	1.000	0.9919	99.2	1.000	0.9835	98.4				P
Sodium	5.000	5.173	103.5	5.000	5.229	104.6	5.000	5.347	106.9	P
Nickel	1.000	0.9846	98.5	1.000	0.9836	98.4	1.000	0.9780	97.8	P
Lead	1.000	0.9674	96.7	1.000	0.9700	97.0	1.000	1.019	101.9	P
Antimony	1.000	0.9670	96.7	1.000	0.9619	96.2	1.000	0.9602	96.0	P
Selenium	1.000	0.9340	93.4	1.000	0.9329	93.3	1.000	0.9262	92.6	P
Thallium	1.000	0.9504	95.0	1.000	0.9449	94.5	1.000	0.9383	93.8	P
Vanadium	1.000	0.9829	98.3	1.000	0.9766	97.7	1.000	0.9768	97.7	P
Zinc	1.000	0.9592	95.9	1.000	0.9508	95.1	1.000	0.9512	95.1	P

(1) Control Limits: Mercury 80-120; Other Metals 90-110

FORM II - IN (PART 1) - 2

2A
INITIAL AND CONTINUING CALIBRATION VERIFICATION

Lab Name: Phoenix Environmental Labs Client:

Lab Code: Phoenix SDG: GBY06958

Initial Calibration Source: Absolute Standard (CVS)

Continuing Calibration Source: Inorganic Ventures (IPC1+2)

Instrument: ARCOS

Concentration Units: mg/l

Analyte	Initial Calibration 04/26/17 05:54			Continuing Calibration 04/26/17 09:57			Continuing Calibration 04/26/17 10:33			M
	True	Found	%R	True	Found	%R	True	Found	%R	
Silver										
Aluminum										
Arsenic										
Barium										
Beryllium										
Calcium										
Cadmium										
Cobalt										
Chromium	1.000	1.025	102.5	1.000	0.9771	97.7	1.000	0.9539	95.4	P
Copper	1.000	1.019	101.9	1.000	0.9462	94.6	1.000	0.9230	92.3	P
Iron	1.000	1.045	104.5	1.000	0.9835	98.4	1.000	0.9512	95.1	P
Mercury										
Potassium										
Magnesium										
Manganese										
Sodium										
Nickel										
Lead	1.000	1.015	101.5	1.000	0.9500	95.0	1.000	0.9363	93.6	P
Antimony										
Selenium										
Thallium										
Vanadium										
Zinc										

(1) Control Limits: Mercury 80-120; Other Metals 90-110

FORM II - IN (PART 1) - 3

2A
INITIAL AND CONTINUING CALIBRATION VERIFICATION

Lab Name: Phoenix Environmental Labs Client:

Lab Code: Phoenix SDG: GBY06958

Initial Calibration Source: Ultra

Continuing Calibration Source: Ultra

Instrument: MERLIN

Concentration Units: mg/l

Analyte	Initial Calibration 04/25/17 08:55			Continuing Calibration 04/25/17 09:37			Continuing Calibration 04/25/17 10:07			M
	True	Found	%R	True	Found	%R	True	Found	%R	
Silver										
Aluminum										
Arsenic										
Barium										
Beryllium										
Calcium										
Cadmium										
Cobalt										
Chromium										
Copper										
Iron										
Mercury	0.0040	0.0038	96.0	0.0040	0.0041	103.5	0.0040	0.0039	97.4	AV
Potassium										
Magnesium										
Manganese										
Sodium										
Nickel										
Lead										
Antimony										
Selenium										
Thallium										
Vanadium										
Zinc										

(1) Control Limits: Mercury 80-120; Other Metals 90-110

2A
INITIAL AND CONTINUING CALIBRATION VERIFICATION

Lab Name: Phoenix Environmental Labs Client:

Lab Code: Phoenix SDG: GBY06958

Initial Calibration Source: Ultra

Continuing Calibration Source: Ultra

Instrument: MERLIN

Concentration Units: mg/l

Analyte	Continuing Calibration 04/25/17 10:22 True	Found	%R	Continuing Calibration True	Found	%R	Continuing Calibration True	Found	%R	M
Silver										
Aluminum										
Arsenic										
Barium										
Beryllium										
Calcium										
Cadmium										
Cobalt										
Chromium										
Copper										
Iron										
Mercury	0.0040	0.0038	95.5							AV
Potassium										
Magnesium										
Manganese										
Sodium										
Nickel										
Lead										
Antimony										
Selenium										
Thallium										
Vanadium										
Zinc										

(1) Control Limits: Mercury 80-120; Other Metals 90-110

2B
CRDL STANDARD

Lab Name: Phoenix Environmental Labs Client:

Lab Code: Phoenix SDG: GBY06958

Instrument: ARCOS

CRDL Standard Source: Environmental Express

Concentration Units: mg/L

	Initial CRDL Standard 4/25/2017 14:34 Initial			Continuing CRDL Standard 4/25/2017 15:46 Continuing		
Analyte	True	Found	%R	True	Found	%R
Silver	0.0050	0.0042	84.2	0.0050	0.0046	91.4
Aluminum	0.0500	0.0497	99.4	0.0500	0.0506	101.2
Arsenic	0.0200	0.0204	101.9	0.0200	0.0216	108.2
Barium	0.0100	0.0100	99.8	0.0100	0.0101	100.7
Beryllium	0.0050	0.0047	94.8	0.0050	0.0047	94.0
Calcium	0.0500	0.0491	98.2	0.0500	0.0495	99.1
Cadmium	0.0050	0.0053	105.0	0.0050	0.0051	101.0
Cobalt	0.0050	0.0052	103.6	0.0050	0.0050	99.0
Chromium	0.0050	0.0050	100.6	0.0050	0.0049	98.8
Copper	0.0050	0.0040	79.6	0.0050	0.0041	82.8
Iron	0.0250	0.0284	113.7	0.0250	0.0370	148.0
Mercury						
Potassium	0.5000	0.5147	102.9	0.5000	0.5110	102.2
Magnesium	0.0500	0.0503	100.6	0.0500	0.0509	101.7
Manganese	0.0050	0.0051	101.0	0.0050	0.0051	101.6
Sodium	0.5000	0.5444	108.9	0.5000	0.5358	107.2
Nickel	0.0050	0.0052	103.4	0.0050	0.0052	103.6
Lead	0.0100	0.0102	101.7	0.0100	0.0103	102.6
Antimony	0.0300	0.0289	96.2	0.0300	0.0235	78.2
Selenium	0.0500	0.0481	96.2	0.0500	0.0464	92.7
Thallium	0.0200	0.0185	92.4	0.0200	0.0203	101.6
Vanadium	0.0100	0.0108	107.7	0.0100	0.0105	105.1
Zinc	0.0100	0.0079	79.4	0.0100	0.0078	78.0

Control Limits: 70-100

2B
CRDL STANDARD

Lab Name: Phoenix Environmental Labs Client:

Lab Code: Phoenix SDG: GBY06958

Instrument: ARCOS

CRDL Standard Source: Environmental Express

Concentration Units: mg/L

Analyte	Continuing CRDL Standard 4/25/2017 17:37 Initial True	Found	%R	Continuing CRDL Standard Continuing True	Found	%R
Silver	0.0050	0.0045	90.2			
Aluminum	0.0500	0.0526	105.2			
Arsenic	0.0200	0.0199	99.7			
Barium	0.0100	0.0100	100.2			
Beryllium	0.0050	0.0046	91.8			
Calcium	0.0500	0.0497	99.3			
Cadmium	0.0050	0.0049	98.0			
Cobalt	0.0050	0.0049	98.6			
Chromium	0.0050	0.0049	97.6			
Copper	0.0050	0.0037	74.6			
Iron	0.0250	0.0391	156.3			
Mercury						
Potassium	0.5000	0.5473	109.5			
Magnesium	0.0500	0.0506	101.1			
Manganese	0.0050	0.0051	102.4			
Sodium	0.5000	0.5421	108.4			
Nickel	0.0050	0.0053	105.4			
Lead	0.0100	0.0130	129.9			
Antimony	0.0300	0.0229	76.3			
Selenium	0.0500	0.0454	90.7			
Thallium	0.0200	0.0193	96.4			
Vanadium	0.0100	0.0101	101.3			
Zinc	0.0100	0.0081	81.3			

Control Limits: 70-130

2B
CRDL STANDARD

Lab Name: Phoenix Environmental Labs Client:

Lab Code: Phoenix SDG: GBY06958

Instrument: ARCOS

CRDL Standard Source: Environmental Express

Concentration Units: mg/L

Analyte	Initial CRDL Standard 4/26/2017 6:13 Initial True	Found	%R	Continuing CRDL Standard 4/26/2017 10:54 Continuing True	Found	%R
Silver						
Aluminum						
Arsenic						
Barium						
Beryllium						
Calcium						
Cadmium						
Cobalt						
Chromium	0.0050	0.0052	103.0	0.0050	0.0048	96.4
Copper	0.0050	0.0054	108.0	0.0050	0.0050	100.6
Iron	0.0250	0.0227	90.8	0.0250	0.0288	115.2
Mercury						
Potassium						
Magnesium						
Manganese						
Sodium						
Nickel						
Lead	0.0100	0.0092	92.3	0.0100	0.0082	82.3
Antimony						
Selenium						
Thallium						
Vanadium						
Zinc						

Control Limits: 70-100

2B
CRDL STANDARD

Lab Name: Phoenix Environmental Labs Client:

Lab Code: Phoenix SDG: GBY06958

Instrument: MERLIN

CRDL Standard Source: Environmental Express

Concentration Units: mg/L

Analyte	Initial CRDL Standard 4/25/2017 9:01 Initial True	Found	%R	Continuing CRDL Standard Continuing True	Found	%R
Silver						
Aluminum						
Arsenic						
Barium						
Beryllium						
Calcium						
Cadmium						
Cobalt						
Chromium						
Copper						
Iron						
Mercury	0.0002	0.0001	68.8			
Potassium						
Magnesium						
Manganese						
Sodium						
Nickel						
Lead						
Antimony						
Selenium						
Thallium						
Vanadium						
Zinc						

Control Limits: 70-100

BLANKS

Lab Name: Phoenix Environmental Labs Client: NETC

Lab Code: Phoenix SDG No.: GBY06958

Preparation Blank Matrix (soil/water):

Preparation Blank Concentration Units (ug/L or mg/kg):

Instrument: ARCOS

Analyte	Initial Calib. Blank (ug/L) 4/25/2017 9:29	C	Continuing Calibration Blank (ug/L) 4/25/2017 14:31 1	C	4/25/2017 15:19 2	C	4/25/2017 15:55 3	C	Prep Blank (ug/L)	C	M
Silver	5	U					5	U			P
Aluminum	50	U	50	U	50	U	50	U			P
Arsenic	10	U					10	U			P
Barium	10	U	10	U	10	U	10	U			P
Beryllium	4	U					4	U			P
Calcium	50	U	50	U	50	U	50	U			P
Cadmium	5	U					5	U			P
Cobalt	5	U					5	U			P
Chromium	5	U	5	U	5	U	5	U			P
Copper	5	U	5	U	5	U	5	U			P
Iron	50	U	50	U	50	U	50	U			P
Mercury											
Potassium	100	U	100	U	100	U	100	U			P
Magnesium	50	U	50	U	50	U	50	U			P
Manganese	5	U	5	U	5	U	5	U			P
Sodium	100	U	100	U	100	U	100	U			P
Nickel	5	U					5	U			P
Lead	10	U	10	U	10	U	10	U			P
Antimony	25	U					25	U			P
Selenium	20	U	20	U	20	U	20	U			P
Thallium	20	U					20	U			P
Vanadium	5	U					5	U			P
Zinc	10	U	10	U	10	U	10	U			P

FORM III - IN

BLANKS

Lab Name: Phoenix Environmental Labs Client: NETC

Lab Code: Phoenix SDG No.: GBY06958

Preparation Blank Matrix (soil/water): BY06962 (Soil)

Preparation Blank Concentration Units (ug/L or mg/kg): mg/kg

Instrument: ARCOS

Analyte	Initial Calib. Blank (ug/L)	C	Continuing Calibration Blank (ug/L) 4/25/2017 16:31 1	C	4/25/2017 17:07 2	C	3	C	Prep Blank (mg/kg)	C	M
Silver			5	U	5	U			0.33	U	P
Aluminum			50	U					5.0	U	P
Arsenic			10	U	10	U			0.67	U	P
Barium			10	U	10	U			0.33	U	P
Beryllium			4	U	4	U			0.27	U	P
Calcium			50	U	50	U			5.0	U	P
Cadmium			5	U	5	U			0.33	U	P
Cobalt			5	U	5	U			0.33	U	P
Chromium			5	U	5	U			0.33	U	P
Copper			5	U	5	U			0.33	U	P
Iron			50	U					5.0	U	P
Mercury											
Potassium			100	U	100	U			5.0	U	P
Magnesium			50	U	50	U			5.0	U	P
Manganese			5	U					0.33	U	P
Sodium			100	U	67	J			5.0	U	P
Nickel			5	U	5	U			0.33	U	P
Lead			10	U	30				0.33	U	P
Antimony			25	U	25	U			3.3	U	P
Selenium			20	U	20	U			1.3	U	P
Thallium			20	U	20	U			3.0	U	P
Vanadium			5	U	5	U			0.33	U	P
Zinc			10	U	10	U			0.33	U	P

FORM III - IN

BLANKS

Lab Name: Phoenix Environmental Labs Client: NETC

Lab Code: Phoenix SDG No.: GBY06958

Preparation Blank Matrix (soil/water):

Preparation Blank Concentration Units (ug/L or mg/kg):

Instrument: ARCOS

Analyte	Initial Calib. Blank (ug/L) 4/26/2017 6:06	C	Continuing Calibration Blank (ug/L) 4/26/2017 10:00 1	C	4/26/2017 10:36 2	C	3	C	Prep Blank (ug/L)	C	M
Silver											
Aluminum											
Arsenic											
Barium											
Beryllium											
Calcium											
Cadmium											
Cobalt											
Chromium	5	U	5	U	5	U					P
Copper	5	U	5	U	5	U					P
Iron	50	U	50	U	50	U					P
Mercury											
Potassium											
Magnesium											
Manganese											
Sodium											
Nickel											
Lead	10	U	10	U	10	U					P
Antimony											
Selenium											
Thallium											
Vanadium											
Zinc											

FORM III - IN

Lab Name: Phoenix Environmental Labs Client: NETC

Lab Code: Phoenix SDG No.: GBY06958

Preparation Blank Matrix (soil/water): BY06962 (Soil)

Preparation Blank Concentration Units (ug/L or mg/kg): mg/kg

Instrument: MERLIN

Analyte	Initial Calib. Blank (ug/L) 4/25/2017 8:59	C	Continuing Calibration Blank (ug/L) 4/25/2017 9:39 1	C	4/25/2017 10:09 2	C	4/25/2017 10:24 3	C	Prep Blank (mg/kg)	C	M
Silver											
Aluminum											
Arsenic											
Barium											
Beryllium											
Calcium											
Cadmium											
Cobalt											
Chromium											
Copper											
Iron											
Mercury	0.20	U	0.20	U	0.20	U	0.20	U	0.03	U	AV
Potassium											
Magnesium											
Manganese											
Sodium											
Nickel											
Lead											
Antimony											
Selenium											
Thallium											
Vanadium											
Zinc											

FORM III - IN

4

ICP INTERFERENCE CHECK SAMPLE

Lab Name: Phoenix Environmental Labs Client: NETC

Lab Code: Phoenix SDG No.: GBY06958

Instrument: ARCOS ICS Source: Inorganic Ventures, Inc.

Concentration Units: mg/L

Analyte	True Value Sol. A	True Value Sol. AB	Initial Found 4/25/2017 14:40 Sol. A	Initial Found 4/25/2017 14:43 Sol. AB	Initial Found %R	Continuing Found 4/25/2017 15:49 Sol. A	Continuing Found 4/25/2017 15:58 Sol. AB	Continuing Found %R
Silver		0.3000	0.005U	0.311	103.7	0.005U	0.307	102.3
Aluminum	30.00	30.00	30.53	30.49	101.6	31.72	30.08	100.3
Arsenic		1.000	0.01U	0.97	97.0	0.01U	0.96	96.0
Barium		0.3000	0.014	0.292	97.3	0.014	0.288	96.0
Beryllium		0.1000	0.002U	0.100	100.0	0.002U	0.099	99.0
Calcium	150.0	150.0	146.0	146.0	97.3	153.2	144.6	96.4
Cadmium		0.3000	0.005	0.292	97.3	0.005U	0.289	96.3
Cobalt		0.3000	0.005U	0.297	99.0	0.005U	0.293	97.7
Chromium		0.3000	0.005U	0.293	97.7	0.005U	0.290	96.7
Copper		0.3000	0.005U	0.300	100.0	0.005U	0.295	98.3
Iron	125.0	125.0	125.9	125.3	100.2	130.4	123.7	99.0
Mercury								
Potassium		20.00	0.049	22.64	113.2	0.050	22.34	111.7
Magnesium	75.00	75.00	75.41	75.22	100.3	78.32	74.19	98.9
Manganese		0.2000	0.005U	0.199	99.5	0.005U	0.196	98.0
Sodium	25.00	25.00	25.78	25.91	103.6	25.93	25.66	102.6
Nickel		0.3000	0.005U	0.295	98.3	0.005U	0.292	97.3
Lead		1.000	0.011	0.971	97.1	0.005	0.955	95.5
Antimony		1.000	0.025U	0.984	98.4	0.025U	0.973	97.3
Selenium		0.5000	0.017U	0.486	97.2	0.017U	0.481	96.2
Thallium		1.000	0.02U	0.96	96.0	0.02U	0.95	95.0
Vanadium		0.3000	0.005U	0.295	98.3	0.005U	0.292	97.3
Zinc		0.3000	0.012	0.300	100.0	0.012	0.295	98.3

ICP INTERFERENCE CHECK SAMPLE

Lab Name: Phoenix Environmental Labs Client: NETC

Lab Code: Phoenix SDG No.: GBY06958

Instrument: ARCOS ICS Source: Inorganic Ventures, Inc.

Concentration Units: mg/L

Analyte	True Value Sol. A	True Value Sol. AB	Continuing Found 4/25/2017 17:46 Sol. A	Continuing Found 4/25/2017 17:49 Sol. AB	%R	Continuing Found 4/26/2017 6:16 Sol. A	Continuing Found 4/26/2017 6:24 Sol. AB	%R
Silver		0.3000	0.005U	0.314	104.7			
Aluminum	30.00	30.00	30.60	31.00	103.3			
Arsenic		1.000	0.01U	0.97	97.0			
Barium		0.3000	0.005U	0.296	98.7			
Beryllium		0.1000	0.002U	0.101	101.0			
Calcium	150.0	150.0	146.7	148.6	99.1			
Cadmium		0.3000	0.005U	0.290	96.7			
Cobalt		0.3000	0.005U	0.298	99.3			
Chromium		0.3000	0.005U	0.295	98.3	0.005U	0.293	97.7
Copper		0.3000	0.005U	0.305	101.7	0.005U	0.301	100.3
Iron	125.0	125.0	124.2	125.9	100.7	122.8	122.2	97.8
Mercury								
Potassium		20.00	0.039U	23.17	115.9			
Magnesium	75.00	75.00	74.37	75.31	100.4			
Manganese		0.2000	0.005U	0.201	100.5			
Sodium	25.00	25.00	26.02	26.54	106.2			
Nickel		0.3000	0.005U	0.296	98.7			
Lead		1.000	0.005U	0.973	97.3	0.005	0.973	97.3
Antimony		1.000	0.025U	0.983	98.3			
Selenium		0.5000	0.017U	0.490	98.0			
Thallium		1.000	0.02U	0.96	96.0			
Vanadium		0.3000	0.005U	0.298	99.3			
Zinc		0.3000	0.008	0.300	100.0			

4

ICP INTERFERENCE CHECK SAMPLE

Lab Name: Phoenix Environmental Labs Client: NETC

Lab Code: Phoenix SDG No.: GBY06958

Instrument: ARCOS ICS Source: Inorganic Ventures, Inc.

Concentration Units: mg/L

Analyte	True Value Sol. A	True Value Sol. AB	Continuing Found 4/26/2017 10:57 Sol. A	Continuing Found 4/26/2017 11:00 Sol. AB	%R	Continuing Found Sol. A	Continuing Found Sol. AB	%R
Silver								
Aluminum								
Arsenic								
Barium								
Beryllium								
Calcium								
Cadmium								
Cobalt								
Chromium		0.3000	0.005U	0.283	94.3			
Copper		0.3000	0.005U	0.291	97.0			
Iron	125.0	125.0	117.4	118.2	94.6			
Mercury								
Potassium								
Magnesium								
Manganese								
Sodium								
Nickel								
Lead		1.000	0.005U	0.926	92.6			
Antimony								
Selenium								
Thallium								
Vanadium								
Zinc								

5A
SPIKE SAMPLE RECOVERY

Client Id: B3-2 S-2

Lab Name: Phoenix Environmental Labs Client: NETC

Lab Code: Phoenix SDG No.: GBY06958

Lab Sample Id: BY06962 Sample Matrix: SOIL

Date Received: 4/19/2017 Percent Solids: 76

Batch Id: 384016

Concentration Units (mg/L or mg/kg dry weight): mg/kg

Analyte	Control Limit %R	Spiked Sample Result (SSR)	C	Sample Result (SR)	C	Spike Added (SA)	%R	Q	M
Silver									
Aluminum									
Arsenic									
Barium									
Beryllium									
Calcium									
Cadmium									
Cobalt									
Chromium									
Copper									
Iron									
Mercury	75-125	0.3467		0.21		0.1667	114		AV
Potassium									
Magnesium									
Manganese									
Sodium									
Nickel									
Lead									
Antimony									
Selenium									
Thallium									
Vanadium									
Zinc									

Comments:

FORM V - IN

5A
SPIKE SAMPLE RECOVERY

Client Id: B3-2 S-2

Lab Name: Phoenix Environmental Labs | Client: NETC

Lab Code: Phoenix | SDG No.: GBY06958

Lab Sample Id: BY06962 | Sample Matrix: SOIL

Date Received: 4/19/2017 | Percent Solids: 76

Batch Id: 383961

Concentration Units (mg/L or mg/kg dry weight): mg/kg

Analyte	Control Limit %R	Spiked Sample Result (SSR)	C	Sample Result (SR)	C	Spike Added (SA)	%R	Q	M
Silver	75-125	38.90		<0.41	U	41.12	95		P
Aluminum	75-125	19100		11240		164.5	NC		P
Arsenic	75-125	285.2		3.713		328.9	85.6		P
Barium	75-125	274.8		75.01		164.5	121		P
Beryllium	75-125	150.6		0.6305		164.5	91.2		P
Calcium	75-125	49220		36860		164.5	NC		P
Cadmium	75-125	141.5		<0.41	U	164.5	85.8		P
Cobalt	75-125	160.7		11.30		164.5	90.8		P
Chromium	75-125	172.8		15.54		164.5	95.6		P
Copper	75-125	197.1		21.15		164.5	107		P
Iron	75-125	33130		26220		164.5	NC		P
Mercury									
Potassium	75-125	5721		2682		822.4	>130	N	P
Magnesium	75-125	13420		9807		164.5	NC		P
Manganese	75-125	866.5		535.5		164.5	>130	N	P
Sodium	75-125	1900		1424		164.5	NC		P
Nickel	75-125	165.0		16.71		164.5	90.1		P
Lead	75-125	301.3		6.087		328.9	89.8		P
Antimony	75-125	246.6		<2.0	U	328.9	75.8		P
Selenium	75-125	155.9		<1.6	U	164.5	96.8		P
Thallium	75-125	741.3		<1.6	U	822.4	90.2		P
Vanadium	75-125	193.7		29.04		164.5	100		P
Zinc	75-125	213.5		55.24		164.5	96.2		P

Comments:

FORM V - IN

5B
POST SPIKE SAMPLE RECOVERY

Client Id: B3-2 S-2

Lab Name: Phoenix Environmental Labs Client: NETC

Lab Code: Phoenix SDG No.:

Lab Sample Id: BY06962 Sample Matrix: SOIL

Date Received: 4/19/2017 Percent Solids: 76

Batch Id: 383961

Concentration Units (mg/L or mg/kg dry weight): mg/kg

Analyte	Control Limit %R	Spiked Sample Result (SSR)	C	Sample Result (SR)	C	Spike Added (SA)	%R	Q	M
Silver									
Aluminum									
Arsenic									
Barium									
Beryllium									
Calcium									
Cadmium									
Cobalt									
Chromium									
Copper									
Iron									
Potassium	75-125	3437		2682		812.2	93		P
Magnesium									
Manganese	75-125	668.9		535.5		162.4	82.1		P
Sodium									
Nickel									
Lead									
Antimony									
Selenium									
Thallium									
Vanadium									
Zinc									

Comments:

FORM V - IN

6
DUPLICATES

Client Id: B3-2 S-2

Lab Name: Phoenix Environmental Labs | Client: NETC

Lab Code: Phoenix | SDG No.: GBY06958

Lab Sample Id: BY06962 | Sample Matrix: SOIL

Date Received: 4/19/2017 | Percent Solids: 76

Batch Id: 384016

Concentration Units (mg/L or mg/kg dry weight): mg/kg

Analyte	Control Limit %	Sample (S)	C	Duplicate (D)	C	RPD*	Q	M
Silver								
Aluminum								
Arsenic								
Barium								
Beryllium								
Calcium								
Cadmium								
Cobalt								
Chromium								
Copper								
Iron								
Mercury	30	0.21		0.33		44.4	*	AV
Potassium								
Magnesium								
Manganese								
Sodium								
Nickel								
Lead								
Antimony								
Selenium								
Thallium								
Vanadium								
Zinc								

* No criteria if either result is less than 5x the reporting level.

FORM VI - IN

6

DUPLICATES

Client Id: B3-2 S-2

Lab Name: Phoenix Environmental Labs | Client: NETC

Lab Code: Phoenix | SDG No.: GBY06958

Lab Sample Id: BY06962 | Sample Matrix: SOIL

Date Received: 4/19/2017 | Percent Solids: 76

Batch Id: 383961

Concentration Units (mg/L or mg/kg dry weight): mg/kg

Analyte	Control Limit %	Sample (S)	C	Duplicate (D)	C	RPD*	Q	M
Silver	30	0.41	U	0.43	U	NC		P
Aluminum	30	11200		11200		0.0		P
Arsenic	30	3.71		3.60		NC		P
Barium	30	75.0		76.8		2.4		P
Beryllium	30	0.63		0.64		NC		P
Calcium	30	36900		37900		2.7		P
Cadmium	30	0.41	U	0.43	U	NC		P
Cobalt	30	11.3		11.5		1.8		P
Chromium	30	15.5		16.0		3.2		P
Copper	30	21.2		21.2		0.0		P
Iron	30	26200		26000		0.8		P
Mercury								
Potassium	30	2680		2670		0.4		P
Magnesium	30	9810		9640		1.7		P
Manganese	30	535		553		3.3		P
Sodium	30	1420		1440		1.4		P
Nickel	30	16.7		17.0		1.8		P
Lead	30	6.1		6.10		0.0		P
Antimony	30	2.0	U	4.3	U	NC		P
Selenium	30	1.6	U	1.7	U	NC		P
Thallium	30	1.6	U	3.8	U	NC		P
Vanadium	30	29.0		30.1		3.7		P
Zinc	30	55.2		57.1		3.4		P

* No criteria if either result is less than 5x the reporting level.

FORM VI - IN

LABORATORY CONTROL SAMPLE

Lab Name: Phoenix Environmental Labs Client:

Lab Code: Phoenix SDG No.: GBY06958

Aqueous LCS Source: Environmental Express

QC Batch Id: 384016

QC Sample Id: BY06962

Analyte	Concentration Units (mg/L) True	Found	%R	Limits	
Silver					
Aluminum					
Arsenic					
Barium					
Beryllium					
Calcium					
Cadmium					
Cobalt					
Chromium					
Copper					
Iron					
Mercury	0.1538	0.1561	102	75	125
Potassium					
Magnesium					
Manganese					
Sodium					
Nickel					
Lead					
Antimony					
Selenium					
Thallium					
Vanadium					
Zinc					

FORM VII - IN

LABORATORY CONTROL SAMPLE

Lab Name: Phoenix Environmental Labs Client:

Lab Code: Phoenix SDG No.: GBY06958

Aqueous LCS Source: Environmental Express

QC Batch Id: 383961

QC Sample Id: BY06962

Analyte	Concentration Units (mg/L) True	Found	%R	Limits	
Silver	49.30	49.74	101	70	130
Aluminum	8834	8978	102	80	120
Arsenic	97.50	93.24	95.6	80	120
Barium	306.0	314.6	103	80	120
Beryllium	100.0	103.4	103	80	120
Calcium	5880	5406	91.9	80	120
Cadmium	76.60	75.20	98.2	80	120
Cobalt	103.0	104.6	102	80	120
Chromium	103.0	109.8	107	80	120
Copper	108.0	111.2	103	80	120
Iron	17280	18560	107	80	120
Mercury					
Potassium	2814	2693	95.7	80	120
Magnesium	2680	2877	107	80	120
Manganese	400.0	415.0	104	80	120
Sodium	427.0	427.4	100	80	120
Nickel	153.0	154.0	101	80	120
Lead	96.70	97.31	101	80	120
Antimony	126.0	95.49	75.8	70	130
Selenium	161.0	129.3	80.3	80	120
Thallium	119.0	121.5	102	80	120
Vanadium	102.0	113.4	111	80	120
Zinc	229.0	225.4	98.4	80	120

FORM VII - IN

ICP SERIAL DILUTION

Client Id: B3-2 S-2

Lab Name: Phoenix Environmental Labs | Client: NETC

Lab Code: Phoenix | SDG No.: GBY06958

Lab Sample Id: BY06962 | Sample Matrix: SOIL

Date Received: 4/19/2017 | Percent Solids: 76

Concentration Units (mg/L or mg/kg dry weight): mg/kg

Analyte	Initial Sample Result (I)	Q	Serial Dilution Result (S)	Q	% Differ-ence*	Q	M
Silver	0.41	U	2.03	U	NC		P
Aluminum							
Arsenic	3.71		5.79		NC		P
Barium	75		76.2		1.6		P
Beryllium	0.63		1.62	U	NC		P
Calcium							
Cadmium	0.41	U	2.03	U	NC		P
Cobalt	11.3		11.6		2.7		P
Chromium	15.5		16.1		3.9		P
Copper	21.2		19.4		8.5		P
Iron							
Potassium	2680		2580		3.7		P
Magnesium							
Manganese							
Sodium	1420		1420		0.0		P
Nickel	16.7		18		7.8		P
Lead	6.1		7.17		NC		P
Antimony	2	U	10.2	U	NC		P
Selenium	1.6	U	8.12	U	NC		P
Thallium	1.6	U	8.12	U	NC		P
Vanadium	29		29.5		1.7		P
Zinc	55.2		56.3		2.0		P

* No criteria (NC) if either result is less than 5x the reporting level.

FORM IX - IN

DETECTION LIMITS

Lab Name: Phoenix Environmental Labs Client: NETC

Lab Code: Phoenix SDG No.: GBY06958

Instrument: ARCOS Date: 10/25/12

Analyte	Wave-length (nm)	Back-ground	PQL (ug/L)	MDL (ug/L)	M
Silver	328.07		5.0	5.0	P
Aluminum	394.40		50	10	P
Arsenic	189.04		10	10	P
Barium	233.53		10	5.0	P
Beryllium	313.04		4.0	2.0	P
Calcium	317.93		50	46	P
Cadmium	214.43		5.0	5.0	P
Cobalt	228.62		5.0	5.0	P
Chromium	267.72		5.0	5.0	P
Copper	324.75		5.0	5.0	P
Iron	259.94		50	50	P
Mercury					
Potassium	766.49		100	39	P
Magnesium	279.08		50	50	P
Manganese	257.61		5.0	5.0	P
Sodium	589.59		100	43	P
Nickel	231.60		5.0	5.0	P
Lead	220.35		10	5.0	P
Antimony	206.83		25	25	P
Selenium	196.09		20	17	P
Thallium	190.86		20	20	P
Vanadium	292.46		5.0	5.0	P
Zinc	213.86		10	5.0	P

Comments:

FORM X - IN

DETECTION LIMITS

Lab Name: Phoenix Environmental Labs Client: NETC

Lab Code: Phoenix SDG No.: GBY06958

Instrument: MERLIN Date: 12/08/11

Analyte	Wave-length (nm)	Back-ground	PQL (ug/L)	MDL (ug/L)	M
Silver					
Aluminum					
Arsenic					
Barium					
Beryllium					
Calcium					
Cadmium					
Cobalt					
Chromium					
Copper					
Iron					
Mercury	279.55		0.20	0.12	AV
Potassium					
Magnesium					
Manganese					
Sodium					
Nickel					
Lead					
Antimony					
Selenium					
Thallium					
Vanadium					
Zinc					

Comments:

FORM X - IN

11A
ICP INTERELEMENT CORRECTION FACTORS (ANNUALLY)

Lab Name: Phoenix Environmental Labs Client: _____

Lab Code: Phoenix SDG No.: GBY06958

Instrument: ARCOS

Analyte	Wave-length (nm)	Interelement Correction Factors for: Al	Ca	Cr	Fe	Mg	Mn	Na	Ti	V	Zn
Silver	328.07										
Aluminum	394.40										
Arsenic	189.04			Applied	Applied						
Barium	233.53			Applied		Applied			Applied		
Beryllium	313.04										
Calcium	317.93										
Cadmium	214.43	Applied									
Cobalt	228.62				Applied				Applied		
Chromium	267.72					Applied			Applied		
Copper	324.75					Applied					
Iron	259.94	Applied				Applied	Applied				
Potassium	766.49										
Magnesium	279.08										
Manganese	257.61			Applied							
Sodium	589.59										Applied
Nickel	231.60										
Lead	220.35										
Antimony	206.83			Applied							
Selenium	196.09										
Thallium	190.86	Applied									
Vanadium	292.46						Applied		Applied		
Zinc	213.86				Applied						

Comments:

FORM XI (PART 1) - IN

ICP LINEAR RANGES (ANNUAL)

Lab Name: Phoenix Environmental Labs Client: NETC

Lab Code: Phoenix SDG No.: GBY06958

Instrument: Arcos

Analyte	Wavelength (nm)	Concentration (ug/L)	M
Silver	328.07	500.0	P
Aluminum	394.40	30000.0	P
Arsenic	189.04	2000.0	P
Barium	233.53	2000.0	P
Beryllium	313.04	2000.0	P
Calcium	317.93	150000.0	P
Cadmium	214.43	2000.0	P
Cobalt	228.62	2000.0	P
Chromium	267.72	2000.0	P
Copper	324.75	2000.0	P
Iron	259.94	125000.0	P
Potassium	766.49	20000.0	P
Magnesium	279.08	75000.0	P
Manganese	257.61	2000.0	P
Sodium	589.59	50000.0	P
Nickel	231.60	2000.0	P
Lead	220.35	2000.0	P
Antimony	206.83	2000.0	P
Selenium	196.09	2000.0	P
Thallium	190.86	2000.0	P
Vanadium	292.46	2000.0	P
Zinc	213.86	2000.0	P

Comments:

A linear range study is performed annually. The concentrations above reflect the highest calibration point which is lower than the linear range concentration.

FORM XII - IN

PREPARATION LOG

Lab Name: Phoenix Environmental Labs Client: NETC

Lab Code: Phoenix SDG No.: GBY06958

Method: AV (Cold Vapor)

Batch Id: 384016

Lab Sample Id	Preparation Date	Weight (grams)	Volume (mL)
BY06962 BLK	04/25/17	0.62	40
BY06962 DUP	04/25/17	0.69	40
BY06962 LCS	04/25/17	0.65	40
BY06962 LCSD	04/25/17	0.64	40
BY06962 MS	04/25/17	0.60	40
BY06958	04/25/17	0.62	40
BY06959	04/25/17	0.65	40
BY06961	04/25/17	0.63	40
BY06962	04/25/17	0.64	40
BY06966	04/25/17	0.61	40
BY06969	04/25/17	0.63	40
BY06970	04/25/17	0.63	40
BY06975	04/25/17	0.60	40
BY06980	04/25/17	0.62	40

PREPARATION LOG

Lab Name: Phoenix Environmental Labs Client: NETC

Lab Code: Phoenix SDG No.: GBY06958

Method: P (ICP)

Batch Id: 383961

Lab Sample Id	Preparation Date	Weight (grams)	Volume (mL)
BY06962 BLK	04/24/17	0.75	50
BY06962 DUP	04/24/17	0.77	50
BY06962 LCS	04/24/17	0.265	50
BY06962 MS	04/24/17	0.80	50
BY06958	04/24/17	0.83	50
BY06959	04/24/17	0.85	50
BY06961	04/24/17	0.78	50
BY06962	04/24/17	0.81	50
BY06966	04/24/17	0.76	50
BY06969	04/24/17	0.74	50
BY06970	04/24/17	0.76	50
BY06975	04/24/17	0.81	50
BY06980	04/24/17	0.78	50

ANALYSIS RUN LOG

Lab Name: Phoenix Environmental Labs Client:

Lab Code: Phoenix SDG: GBY06958

Instrument: ARCOS Method: P (ICP)

Start Date: 04/25/17 End Date: 04/25/17

Lab Sample Id	Client Sample Id	D/F	Time	Analytes																								
				AG	AL	AS	BA	BE	CA	CD	CO	CR	CU	FE	HG	K	MG	MN	NA	NI	PB	SB	SE	TL	V	ZN		
ICV		1	09:10	X	X	X	X	X	X	X	X	X	X	X		X	X	X	X	X	X	X	X	X	X	X		
ICB		1	09:29	X	X	X	X	X	X	X	X	X	X	X		X	X	X	X	X	X	X	X	X	X	X		
CCV		1	14:28		X		X		X			X	X	X		X	X	X	X		X		X			X		
CCB		1	14:31		X		X		X			X	X	X		X	X	X	X		X		X			X		
I-CRDL		1	14:34	X	X	X	X	X	X	X	X	X	X	X		X	X	X	X	X	X	X	X	X	X	X		
-		1	14:37																									
I-ICSA		1	14:40	X	X	X	X	X	X	X	X	X	X	X		X	X	X	X	X	X	X	X	X	X	X		
I-ICSAB		1	14:43	X	X	X	X	X	X	X	X	X	X	X		X	X	X	X	X	X	X	X	X	X	X		
-		1	14:46																									
-		1	14:49																									
-		10	14:52																									
BY06962	BY06962	10	14:55		X				X					X			X	X										
BY06962 - DUP	BY06962 - DUP	10	14:58		X				X					X			X	X										
BY06962 - MS	BY06962 - MS	10	15:01		X				X					X		X	X	X	X				X					
BY06958	BY06958	10	15:04		X				X					X			X	X			X					X		
BY06959	BY06959	10	15:07		X									X				X										
BY06961	BY06961	10	15:10		X				X			X		X				X			X					X		
BY06966	BY06966	10	15:13		X		X		X			X	X	X			X	X			X					X		
CCV		1	15:16		X		X		X			X	X	X		X	X	X	X		X		X			X		
CCB		1	15:19		X		X		X			X	X	X		X	X	X	X		X		X			X		
BY06969	BY06969	10	15:22		X									X				X										
BY06970	BY06970	10	15:25		X				X					X			X	X			X							
BY06975	BY06975	10	15:28		X				X					X				X								X		
BY06980	BY06980	10	15:31		X				X			X					X	X								X		
-		10	15:34																									
-		10	15:37																									
-		10	15:40																									
-		1	15:43																									
CRDL		1	15:46	X	X	X	X	X	X	X	X	X	X	X		X	X	X	X	X	X	X	X	X	X	X		
ICSA		1	15:49	X	X	X	X	X	X	X	X	X	X	X		X	X	X	X	X	X	X	X	X	X	X		
CCV		1	15:52	X	X	X	X	X	X	X	X	X	X	X		X	X	X	X	X	X	X	X	X	X	X		
CCB		1	15:55	X	X	X	X	X	X	X	X	X	X	X		X	X	X	X	X	X	X	X	X	X	X		
ICSAB		1	15:58	X	X	X	X	X	X	X	X	X	X	X		X	X	X	X	X	X	X	X	X	X	X		
-		1	16:01																									
BY06962 - BLK	BY06962 - BLK	1	16:04	X	X	X	X	X	X	X	X	X	X	X		X	X	X	X	X	X	X	X	X	X	X		
BY06962 - LCS	BY06962 - LCS	1	16:07	X	X	X	X	X	X	X	X	X	X	X		X	X	X	X	X	X	X	X	X	X	X		
BY06962	BY06962	1	16:10	X		X	X	X		X	X	X	X			X			X	X	X	X	X	X	X	X		
BY06962 - DUP	BY06962 - DUP	1	16:13	X		X	X	X		X	X	X	X			X			X	X	X	X	X	X	X	X		

FORM XIV - IN - 1

ANALYSIS RUN LOG

Lab Name: Phoenix Environmental Labs Client:

Lab Code: Phoenix SDG: GBY06958

Instrument: ARCOS Method: P (ICP)

Start Date: 04/25/17 End Date: 04/25/17

Lab Sample Id	Client Sample Id	D/F	Time	Analytes																										
				AG	AL	AS	BA	BE	CA	CD	CO	CR	CU	FE	HG	K	MG	MN	NA	NI	PB	SB	SE	TL	V	ZN		
BY06962 - MS	BY06962 - MS	1	16:16	X		X	X	X		X	X	X	X							X	X	X		X	X	X		
BY06962 - DIL	BY06962 - DIL	5	16:19	X		X	X	X		X	X	X	X			X			X	X	X	X	X	X	X	X		
BY06962 - PS	BY06962 - PS	1	16:22	X		X	X	X		X	X	X	X							X	X	X		X	X	X		
-		1	16:25																									
CCV		1	16:28	X	X	X	X	X	X	X	X	X	X	X		X	X	X	X	X	X	X	X	X	X	X		
CCB		1	16:31	X	X	X	X	X	X	X	X	X	X	X		X	X	X	X	X	X	X	X	X	X	X		
-		1	16:34																									
-		1	16:37																									
BY06958	BY06958	1	16:40	X		X	X	X		X	X		X			X			X	X		X	X	X	X			
BY06959	BY06959	1	16:43	X		X	X	X	X	X	X	X	X			X	X		X	X	X	X	X	X	X	X		
BY06961	BY06961	1	16:46	X		X	X	X		X	X		X			X	X		X	X		X	X	X	X			
BY06966	BY06966	1	16:49	X		X		X		X	X					X			X	X		X	X	X	X			
BY06969	BY06969	1	16:52	X		X	X	X	X	X	X	X	X			X	X		X	X	X	X	X	X	X	X		
BY06970	BY06970	1	16:55	X		X	X	X		X	X	X	X			X			X	X		X	X	X	X	X		
BY06975	BY06975	1	16:58	X		X	X	X		X	X		X			X	X		X	X	X	X	X	X	X			
BY06980	BY06980	1	17:01	X		X	X	X		X	X					X			X	X		X	X	X	X			
CCV		1	17:04	X		X	X	X	X	X	X	X	X			X	X		X	X	X	X	X	X	X	X		
CCB		1	17:07	X		X	X	X	X	X	X	X	X			X	X		X	X	X	X	X	X	X	X		
CRDL		1	17:37	X	X	X	X	X	X	X	X	X	X	X		X	X	X	X	X	X	X	X	X	X	X		
ICSA		1	17:46	X	X	X	X	X	X	X	X	X	X	X		X	X	X	X	X	X	X	X	X	X	X		
ICSAB		1	17:49	X	X	X	X	X	X	X	X	X	X	X		X	X	X	X	X	X	X	X	X	X	X		

FORM XIV - IN - 2

ANALYSIS RUN LOG

Lab Name: Phoenix Environmental Labs Client:

Lab Code: Phoenix SDG: GBY06958

Instrument: ARCOS Method: P (ICP)

Start Date: 04/26/17 End Date: 04/26/17

Lab Sample Id	Client Sample Id	D/F	Time	Analytes																												
				AG	AL	AS	BA	BE	CA	CD	CO	CR	CU	FE	HG	K	MG	MN	NA	NI	PB	SB	SE	TL	V	ZN		
ICV		1	05:54									X	X	X							X							
ICB		1	06:06									X	X	X							X							
I-CRDL		1	06:13									X	X	X							X							
I-ICSA		1	06:16									X	X	X							X							
I-ICSAB		1	06:24									X	X	X							X							
CCV		1	09:57									X	X	X							X							
CCB		1	10:00									X	X	X							X							
-		1	10:03																									
-		1	10:06																									
-		1	10:09																									
-		1	10:12																									
BY06958	BY06958	100	10:15									X																
BY06975	BY06975	100	10:18									X																
BY06980	BY06980	1000	10:21																		X							
BY06980	BY06980	100	10:24										X	X														
-		10	10:27																									
-		10	10:30																									
CCV		1	10:33									X	X	X							X							
CCB		1	10:36									X	X	X							X							
CRDL		1	10:54									X	X	X							X							
ICSA		1	10:57									X	X	X							X							
ICSAB		1	11:00									X	X	X							X							

FORM XIV - IN - 3

ANALYSIS RUN LOG

Lab Name: Phoenix Environmental Labs Client:

Lab Code: Phoenix SDG: GBY06958

Instrument: MERLIN Method: AV (Cold Vapor)

Start Date: 04/25/17 End Date: 04/25/17

Lab Sample Id	Client Sample Id	D/F	Time	Analytes																										
				AG	AL	AS	BA	BE	CA	CD	CO	CR	CU	FE	HG	K	MG	MN	NA	NI	PB	SB	SE	TL	V	ZN		
ICV			08:55												X															
ICB			08:59												X															
I-CRDL			09:01												X															
-			09:05																											
BY06962 - BLK	BY06962 - BLK		09:14												X															
BY06962 - LCS	BY06962 - LCS		09:16												X															
BY06962 - LCSD	BY06962 - LCSD		09:18												X															
-			09:22																											
BY06958	BY06958		09:24												X															
BY06959	BY06959		09:26												X															
BY06961	BY06961		09:28												X															
BY06962 - DUP	BY06962 - DUP		09:30												X															
BY06966	BY06966		09:33												X															
BY06969	BY06969		09:35												X															
CCV			09:37												X															
CCB			09:39												X															
BY06970	BY06970		09:44												X															
BY06975	BY06975		09:47												X															
BY06980	BY06980		09:49												X															
-			09:51																											
-			09:53																											
-			09:55																											
-			09:58																											
-			10:00																											
-			10:02																											
-			10:04																											
CCV			10:07												X															
CCB			10:09												X															
-			10:11																											
-			10:13																											
-			10:15																											
BY06962	BY06962		10:18												X															
BY06962 - MS	BY06962 - MS		10:20												X															
CCV			10:22												X															
CCB			10:24												X															

FORM XIV - IN - 4

Analyst: RS

File: P:\avalon\dailycopy\results\2017\042517hg.txt

Calibration: (Linear Calculated Intercept) **Correlation Coefficient:** 0.999982 **Slope:** 50.65195 **Intercept:** 1.76638

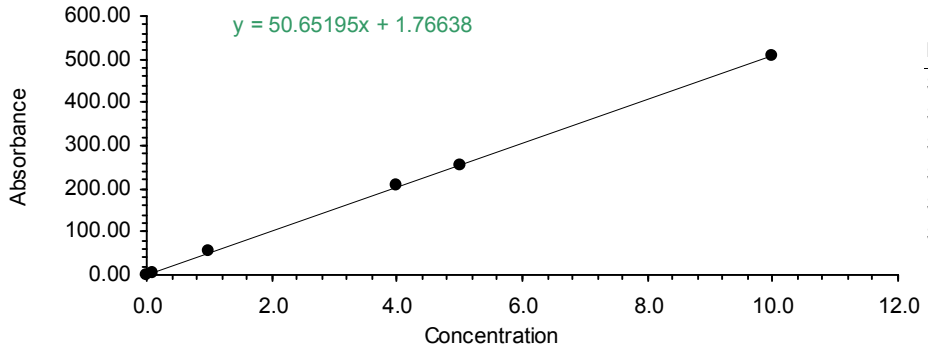

Id	Signal	Conc	Calc Conc
STD1	1.3545	0.0	-0.0081
STD2	5.8814	0.1	0.0812
STD3	53.0905	1.0	1.0133
STD4	206.4488	4.0	4.0410
STD5	254.0317	5.0	4.9804
STD6	507.8955	10.0	9.9923

Sample Date	Sample	Type	Pk Height	Inst Factor	Raw Result	%Sol	Result	RL	Acode
04/25/17 8:14 AM	STD1	CAL	1.3545	----	0.0000				----------
04/25/17 8:17 AM	STD2	CAL	5.8814	----	0.1000				----------
04/25/17 8:19 AM	STD3	CAL	53.0905	----	1.0000				----------
04/25/17 8:21 AM	STD4	CAL	206.4488	----	4.0000				----------
04/25/17 8:23 AM	STD5	CAL	254.0317	----	5.0000				----------
04/25/17 8:26 AM	STD6	CAL	507.8955	----	10.0000				----------
04/25/17 8:29 AM	CCAL	NOTAG	193.6762	----	3.7888		94.7		----------

Calibration: (Linear Calculated Intercept) **Correlation Coefficient:** 0.999456 **Slope:** 43.98932 **Intercept:** 4.97457

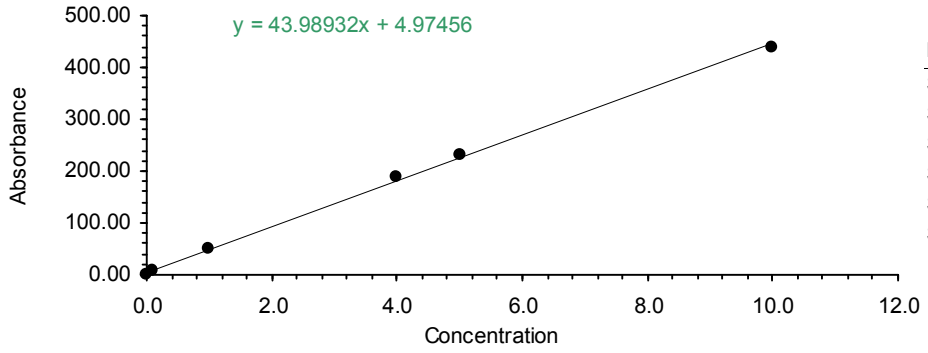

Id	Signal	Conc	Calc Conc
STD1	1.4262	0.0	-0.0807
STD2	5.8167	0.1	0.0191
STD3	48.3326	1.0	0.9856
STD4	189.1375	4.0	4.1865
STD5	230.3500	5.0	5.1234
STD6	438.9698	10.0	9.8659

Sample Date	Sample	Type	Pk Height	Inst Factor	Raw Result	%Sol	Result	RL	Acode
04/25/17 8:34 AM	STD1	CAL	1.4262	----	0.0000				----------
04/25/17 8:36 AM	STD2	CAL	5.8167	----	0.1000				----------
04/25/17 8:38 AM	STD3	CAL	48.3326	----	1.0000				----------
04/25/17 8:41 AM	STD4	CAL	189.1375	----	4.0000				----------
04/25/17 8:43 AM	STD5	CAL	230.3500	----	5.0000				----------
04/25/17 8:45 AM	STD6	CAL	438.9698	----	10.0000				----------
04/25/17 8:49 AM	CCAL	NOTAG	196.0884	----	4.3446		109		----------
04/25/17 8:55 AM	CCAL	NOTAG	173.9000	----	3.8401		96.0		----------
04/25/17 8:59 AM	BLANK	NOTAG	1.0619	----	-0.0889				----------
04/25/17 9:01 AM	CRA1	NOTAG	11.0244	----	0.1375				----------
04/25/17 9:05 AM	CRA2	NOTAG	23.8279	----	0.4286				----------
04/25/17 9:14 AM	BY06962 BLK	HGSM	1.5068	0.1290	-0.0102		BRL	0.03	B_HG-SM
04/25/17 9:16 AM	BY06962 LCS	HGSM	60.7762	0.1231	0.1561		102		L_HG-SM
04/25/17 9:18 AM	BY06962 LCSD	HGSM	62.7714	0.1250	0.1642		105		L4HG-SM
04/25/17 9:22 AM	BY04116	HGSM	7.5605	0.1159	0.0068	76	BRL	0.03	HG-SM
04/25/17 9:24 AM	BY06958	HGSM	159.4000	0.1290	0.4530	79	0.57	0.03	HG-SM
04/25/17 9:26 AM	BY06959	HGSM	24.2091	0.1231	0.0538	79	0.07	0.03	HG-SM
04/25/17 9:28 AM	BY06961	HGSM	148.6024	0.1270	0.4146	78	0.53	0.03	HG-SM
04/25/17 9:30 AM	BY06962 DUP	HGSM	92.0929	0.1250	0.2476	76	0.33	0.03	D_HG-SM

Analyst: RS

File: P:\avalon\dailycopy\results\2017\042517hg.txt

Sample Date	Sample	Type	Pk Height	Inst Factor	Raw Result	%Sol	Result	RL	Acode
04/25/17 9:33 AM	BY06966	HGSM	303.4928	0.1311	0.8900	83	1.07	0.03	HG-SM
04/25/17 9:35 AM	BY06969	HGSM	20.5860	0.1270	0.0451	81	0.06	0.03	HG-SM
04/25/17 9:37 AM	CCAL	NOTAG	187.0405	----	4.1389		103		----------
04/25/17 9:39 AM	BLANK	NOTAG	1.1000	----	-0.0881				----------
04/25/17 9:44 AM	BY06970	HGSM	385.4250	1.2698	10.9825	84	13.1	0.30	HG-SM
04/25/17 9:47 AM	BY06975	HGSM	187.2837	0.1333	0.5526	69	0.80	0.04	HG-SM
04/25/17 9:49 AM	BY06980	HGSM	292.9558	0.1290	0.8447	69	1.22	0.04	HG-SM
04/25/17 9:51 AM	BY08215	HGSM	66.9046	0.1250	0.1760	89	0.20	0.03	HG-SM
04/25/17 9:53 AM	BY08216	HGSM	249.6512	0.1270	0.7063	87	0.81	0.03	HG-SM
04/25/17 9:55 AM	BY08218	HGSM	158.2756	0.1333	0.4647	80	0.58	0.03	HG-SM
04/25/17 9:58 AM	BY08599	HGSM	16.7415	0.1270	0.0340	88	0.04	0.03	HG-SM
04/25/17 10:00 AM	BY08600	HGSM	27.2738	0.1270	0.0644	88	0.07	0.03	HG-SM
04/25/17 10:02 AM	BY08601	HGSM	1.5619	0.1311	-0.0102	92	BRL	0.03	HG-SM
04/25/17 10:04 AM	BY08602	HGSM	12.5429	0.1270	0.0218	88	BRL	0.03	HG-SM
04/25/17 10:07 AM	CCAL	NOTAG	176.2732	----	3.8941		97.4		----------
04/25/17 10:09 AM	BLANK	NOTAG	0.6854	----	-0.0975				----------
04/25/17 10:11 AM	BY08666	HGSM	17.6837	0.1250	0.0361	81	0.05	0.03	HG-SM
04/25/17 10:13 AM	BY08711	HGSM	8.4927	0.1231	0.0098	88	BRL	0.03	HG-SM
04/25/17 10:15 AM	BY08716	HGSM	5.7195	0.1176	0.0020	90	BRL	0.03	HG-SM
04/25/17 10:18 AM	BY06962	HGSM	64.1690	0.1159	0.1560	76	0.21	0.03	HG-SM
04/25/17 10:20 AM	BY06962 MS	HGSM	119.3415	0.1333	0.3467	76	114		R_HG-SM
04/25/17 10:22 AM	CCAL	NOTAG	172.9732	----	3.8191		95.5		----------
04/25/17 10:24 AM	BLANK	NOTAG	0.7610	----	-0.0958				----------
04/25/17 10:28 AM	BY08646 BLK	HGSM	0.5881	0.1194	-0.0119		BRL	0.02	B_HG-SM
04/25/17 10:30 AM	BY08646 LCS	HGSM	59.5167	0.1212	0.1503		99.2		L_HG-SM
04/25/17 10:33 AM	BY08646 LCSD	HGSM	59.1095	0.1333	0.1641		98.4		L4HG-SM
04/25/17 10:35 AM	BY08314	HGSM	1.8707	0.1290	-0.0091	82	BRL	0.03	HG-SM
04/25/17 10:37 AM	BY08450	HGSM	45.1780	0.1333	0.1219	79	0.15	0.03	HG-SM
04/25/17 10:39 AM	BY08451	HGSM	15.2878	0.1250	0.0293	85	0.03	0.03	HG-SM
04/25/17 10:41 AM	BY08452	HGSM	60.2756	0.1159	0.1458	81	0.18	0.03	HG-SM
04/25/17 10:44 AM	BY08605	HGSL	20.5488	0.1212	0.0429	16	0.27	0.15	HG-SL
04/25/17 10:46 AM	BY08606	HGSL	25.8854	0.1231	0.0585	15	0.39	0.16	HG-SL
04/25/17 10:48 AM	BY08607	HGSL	23.0048	0.1250	0.0512	26	0.20	0.10	HG-SL
04/25/17 10:50 AM	CCAL	NOTAG	177.7366	----	3.9274		98.2		----------
04/25/17 10:52 AM	BLANK	NOTAG	0.3317	----	-0.1055				----------
04/25/17 10:55 AM	BY08608	HGSL	17.7190	0.1311	0.0380	19	0.20	0.14	HG-SL
04/25/17 10:57 AM	BY08609	HGSL	33.8814	0.1176	0.0773	16	0.48	0.15	HG-SL
04/25/17 10:59 AM	BY08610	HGSL	24.4163	0.1270	0.0561	18	0.31	0.14	HG-SL
04/25/17 11:01 AM	BY08611	HGSL	19.0925	0.1231	0.0395	20	0.20	0.12	HG-SL
04/25/17 11:03 AM	BY08612	HGSL	21.6525	0.1311	0.0497	14	0.36	0.19	HG-SL
04/25/17 11:06 AM	BY08613	HGSM	534.6200	0.1270	1.5289	92	1.66	0.03	HG-SM
04/25/17 11:08 AM	BY08634	HGSM	7.3300	0.1212	0.0065	87	BRL	0.03	HG-SM
04/25/17 11:10 AM	BY08637	HGSM	5.4167	0.1290	0.0013	89	BRL	0.03	HG-SM
04/25/17 11:12 AM	BY08641	HGSM	31.0429	0.1290	0.0765	85	0.09	0.03	HG-SM
04/25/17 11:14 AM	BY08642	HGSM	5.7907	0.1333	0.0025	79	BRL	0.03	HG-SM
04/25/17 11:17 AM	CCAL	NOTAG	176.2976	----	3.8947		97.4		----------
04/25/17 11:19 AM	BLANK	NOTAG	0.8476	----	-0.0938				----------
04/25/17 11:21 AM	BY08643	HGSM	47.8864	0.1290	0.1259	86	0.15	0.03	HG-SM
04/25/17 11:23 AM	BY08646	HGSM	15.6841	0.1290	0.0314	88	0.04	0.03	HG-SM
04/25/17 11:26 AM	BY08665	HGSM	18.4233	0.1231	0.0376	92	0.04	0.03	HG-SM
04/25/17 11:28 AM	BY08646 DUP	HGSM	21.9535	0.1194	0.0461	88	0.05	0.03	D_HG-SM
04/25/17 11:30 AM	BY08646 MS	HGSM	79.8905	0.1212	0.2064	88	116		R_HG-SM
04/25/17 11:32 AM	BY08613	HGSM	80.8791	1.2698	2.1911	92	2.38	0.28	HG-SM

HG Data Transfer Log

Analyst: RS

File: P:\avalon\dailycopy\results\2017\042517hg.txt

Sample Date	Sample	Type	Pk Height	Inst Factor	Raw Result	%Sol	Result	RL	Acode
04/25/17 11:34 AM	CCAL	NOTAG	171.6262	----	3.7885		94.7		----------
04/25/17 11:37 AM	BLANK	NOTAG	0.4857	----	-0.1020				----------
04/25/17 12:24 PM	BY08707 BLK	HGWM	1.0205	1.2500	-0.1124		BRL	0.2	B_HG-WM
04/25/17 12:26 PM	BY08707 LCS	HGWM	97.3070	1.2500	2.6237		105		L_HG-WM
04/25/17 12:28 PM	BY06147	HGDW	0.3279	1.2500	-0.1320		BRL	0.2	HG-DW
04/25/17 12:30 PM	BY06148	HGDW	0.9558	1.2500	-0.1142		BRL	0.2	HG-DW
04/25/17 12:32 PM	BY08707	HGDW	1.2233	1.2500	-0.1066		BRL	0.2	HG-DW
04/25/17 12:35 PM	BY08707 DUP	HGWM	0.4683	1.2500	-0.1281		BRL	0.2	D_HG-W
04/25/17 12:37 PM	BY08707 MS	HGWM	89.8119	1.2500	2.4107		96.4		R_HG-W
04/25/17 12:39 PM	CCAL	NOTAG	185.0714	----	4.0941		102		----------
04/25/17 12:41 PM	BLANK	NOTAG	0.7738	----	-0.0955				----------
04/25/17 12:51 PM	BY08599 BLK	HGWM	1.0349	1.2500	-0.1120		BRL	0.2	B_HG-WM
04/25/17 12:53 PM	BY08599 LCS	HGWM	96.7442	1.2500	2.6077		104		L_HG-WM
04/25/17 12:55 PM	BY04116	SPLP	0.8814	1.2500	-0.1163		BRL	0.5	SPLPHG
04/25/17 12:57 PM	BY08597	HGWM	0.2907	1.2500	-0.1331		BRL	0.2	HG-WM
04/25/17 1:00 PM	BY08599	TCLP	0.6071	1.2500	-0.1241		BRL	0.2	TCLPHG
04/25/17 1:02 PM	BY08600	TCLP	0.3976	1.2500	-0.1301		BRL	0.2	TCLPHG
04/25/17 1:04 PM	BY08601	TCLP	0.5714	1.2500	-0.1251		BRL	0.2	TCLPHG
04/25/17 1:06 PM	BY08602	TCLP	0.9814	1.2500	-0.1135		BRL	0.2	TCLPHG
04/25/17 1:08 PM	BY08626	TCLP	0.7809	125.0000	-11.9166		BRL	20	TCLPHG
04/25/17 1:11 PM	BY08628	TCLP	0.9442	1.2500	-0.1145		BRL	0.2	TCLPHG
04/25/17 1:13 PM	CCAL	NOTAG	171.0317	----	3.7749		94.4		----------
04/25/17 1:15 PM	BLANK	NOTAG	1.1929	----	-0.0860				----------
04/25/17 1:17 PM	BY08630	HGWM	3.9500	1.2500	-0.0291		BRL	0.2	HG-WM
04/25/17 1:20 PM	BY08634	TCLP	0.9600	1.2500	-0.1141		BRL	0.2	TCLPHG
04/25/17 1:22 PM	BY08637	TCLP	0.8707	1.2500	-0.1166		BRL	0.2	TCLPHG
04/25/17 1:24 PM	BY08641	TCLP	1.3195	1.2500	-0.1039		BRL	0.2	TCLPHG
04/25/17 1:26 PM	BY08642	TCLP	1.2930	1.2500	-0.1046		BRL	0.2	TCLPHG
04/25/17 1:28 PM	BY08643	TCLP	0.7857	1.2500	-0.1190		BRL	0.2	TCLPHG
04/25/17 1:31 PM	BY08646	TCLP	1.3143	1.2500	-0.1040		BRL	0.2	TCLPHG
04/25/17 1:33 PM	BY08694	HGWM	1.7381	1.2500	-0.0920		BRL	0.2	HG-WM
04/25/17 1:35 PM	BY08711	TCLP	0.7977	1.2500	-0.1187		BRL	0.2	TCLPHG
04/25/17 1:37 PM	BY08716	TCLP	1.7488	1.2500	-0.0917		BRL	0.2	TCLPHG
04/25/17 1:39 PM	CCAL	NOTAG	176.6048	----	3.9016		97.5		----------
04/25/17 1:42 PM	BLANK	NOTAG	0.8429	----	-0.0939				----------
04/25/17 1:44 PM	BY08866	TCLP	0.4333	12.5000	-1.2904		BRL	2	TCLPHG
04/25/17 1:46 PM	BY08867	HGWM	8.9651	1.2500	0.1134		BRL	0.2	HG-WM
04/25/17 1:48 PM	BY08599 DUP	HGWM	0.5930	1.2500	-0.1245		BRL	0.2	D_HG-W
04/25/17 1:51 PM	BY08599 MS	HGWM	94.2140	1.2500	2.5358		101		R_HG-W
04/25/17 1:53 PM	CCAL	NOTAG	174.0476	----	3.8435		96.1		----------
04/25/17 1:55 PM	BLANK	NOTAG	0.4786	----	-0.1022				----------

Lab Id: **ICV** Measure Date: **4/25/2017 9:10:38 AM**

Client Id:

Matrix	Weight	Volume	Pct Solid	Dilution	Factor	Units
	1	1	100	1	1.000	ppm

	Ag	Al	As	B	Ba	Be	Ca
Conc Mean	0.2455	0.9755	0.9850	0.9847	0.9818	1.002	0.9869
Std Dev	0.0034	0.0611	0.0224	0.0150	0.0511	0.0640	0.0436
RSD %	1.4	6.3	2.3	1.5	5.2	6.4	4.4

	Cd	Co	Cr	Cu	Fe	K	Mg
Conc Mean	0.9873	0.9804	0.9892	0.9787	1.007	4.916	0.9912
Std Dev	0.0414	0.0471	0.0616	0.0465	0.0662	0.0362	0.0588
RSD %	4.2	4.8	6.2	4.8	6.6	0.7	5.9

	Mn	Mo	Na	Ni	Pb	Sb	Se
Conc Mean	0.9846	0.9901	4.879	0.9791	0.9769	0.9826	0.9625
Std Dev	0.0569	0.0345	0.1259	0.0477	0.0218	0.0317	0.0134
RSD %	5.8	3.5	2.6	4.9	2.2	3.2	1.4

	Sn	Ti	Tl	V	Zn
Conc Mean	0.9996	0.9952	0.9654	0.9818	0.9748
Std Dev	0.0404	0.0554	0.0097	0.0478	0.0461
RSD %	4	5.6	1	4.9	4.7

Lab Id: **ICB** Measure Date: **4/25/2017 9:29:11 AM**

Client Id:

Matrix	Weight	Volume	Pct Solid	Dilution	Factor	Units
	1	1	100	1	1.000	ppm

	Ag	Al	As	B	Ba	Be	Ca
Conc Mean	-0.0002	# -0.0004	0.0001	-0.0017	0	-0.0003	-0.0031
Std Dev	0.0002	0.0002	0.0008	0.0005	0.0000	0.0000	0.0003
RSD %	100	50	800	29.4		0	9.7

	Cd	Co	Cr	Cu	Fe	K	Mg
Conc Mean	0.0000	-0.0001	-0.0001	-0.0002	-0.0006	0.0038	-0.0003
Std Dev	0.0000	0.0002	0.0001	0.0002	0.0002	0.0001	0.0000
RSD %		200	100	100	33.3	2.6	0

	Mn	Mo	Na	Ni	Pb	Sb	Se
Conc Mean	0.0000	-0.0003	0.0016	-0.0001	-0.0011	-0.0001	-0.0021
Std Dev	0.0000	0.0004	0.0003	0.0003	0.0008	0.0023	0.0009
RSD %		133.3	18.8	300	72.7	2300	42.9

	Sn	Ti	Tl	V	Zn
Conc Mean	0.0028	-0.0002	0.0010	-0.0002	-0.0028
Std Dev	0.0007	0.0001	0.0025	0.0005	0.0001
RSD %	25	50	250	250	3.6

Lab Id: **CCV** Measure Date: **4/25/2017 2:28:02 PM**

Client Id:

Matrix	Weight	Volume	Pct Solid	Dilution	Factor	Units
	1	1	100	1	1.000	ppm

	Ag	Al	As	B	Ba	Be	Ca
Conc Mean	0.2417	0.9727	0.9710	0.9628	0.9888	1.017	0.9815
Std Dev	0.0006	0.0118	0.0009	0.0023	0.0093	0.0126	0.0010
RSD %	0.2	1.2	0.1	0.2	0.9	1.2	0.1

	Cd	Co	Cr	Cu	Fe	K	Mg
Conc Mean	0.9849	0.9986	0.9935	0.9755	0.9951	5.086	0.9965
Std Dev	0.0054	0.0020	0.0095	0.0048	0.0076	0.0358	0.0113
RSD %	0.5	0.2	1	0.5	0.8	0.7	1.1

	Mn	Mo	Na	Ni	Pb	Sb	Se
Conc Mean	0.9931	0.9973	5.160	0.9919	0.9830	0.9758	0.9440
Std Dev	0.0100	0.0016	0.0166	0.0019	0.0048	0.0126	0.0054
RSD %	1	0.2	0.3	0.2	0.5	1.3	0.6

	Sn	Ti	Tl	V	Zn
Conc Mean	1.004	0.9957	0.9565	0.9808	0.9564
Std Dev	0.0046	0.0057	0.0053	0.0057	0.0069
RSD %	0.5	0.6	0.6	0.6	0.7

Lab Id: **CCB** Measure Date: **4/25/2017 2:31:03 PM**

Client Id:

Matrix	Weight	Volume	Pct Solid	Dilution	Factor	Units
	1	1	100	1	1.000	ppm

	Ag	Al	As	B	Ba	Be	Ca
Conc Mean	-0.0002	# -0.0001	0.0009	-0.0023	0.0001	-0.0002	-0.0057
Std Dev	0.0001	0.0001	0.0017	0.0006	0.0001	0.0001	0.0005
RSD %	50	100	188.9	26.1	100	50	8.8

	Cd	Co	Cr	Cu	Fe	K	Mg
Conc Mean	0.0002	0.0001	-0.0001	-0.0013	0.0007	0.0040	-0.0010
Std Dev	0.0001	0.0001	0.0001	0.0002	0.0001	0.0002	0.0001
RSD %	50	100	100	15.4	14.3	5	10

	Mn	Mo	Na	Ni	Pb	Sb	Se
Conc Mean	0.0001	0.0058	0.0361	0.0002	-0.0015	> 0.0071	0.0060
Std Dev	0.0001	0.0008	0.0025	0.0002	0.0009	0.0014	0.0026
RSD %	100	13.8	6.9	100	60	19.7	43.3

	Sn	Ti	Tl	V	Zn
Conc Mean	0.0066	0.0024	0.0001	0.0007	-0.0029
Std Dev	0.0014	0.0003	0.0009	0.0004	0.0001
RSD %	21.2	12.5	900	57.1	3.4

Lab Id: **I-CRDL** Measure Date: **4/25/2017 2:34:03 PM**

Client Id:

Matrix	Weight	Volume	Pct Solid	Dilution	Factor	Units
	1	1	100	1	1.000	ppm

	Ag	Al	As	B	Ba	Be	Ca
Conc Mean	0.0042	0.0497	0.0204	0.0455	0.0100	0.0047	0.0491
Std Dev	0.0000	0.0008	0.0007	0.0006	0.0001	0.0000	0.0008
RSD %	0	1.6	3.4	1.3	1	0	1.6

	Cd	Co	Cr	Cu	Fe	K	Mg
Conc Mean	0.0053	0.0052	0.0050	0.0040	0.0284	0.5147	0.0503
Std Dev	0.0000	0.0001	0.0002	0.0002	0.0003	0.0004	0.0006
RSD %	0	1.9	4	5	1.1	0.1	1.2

	Mn	Mo	Na	Ni	Pb	Sb	Se
Conc Mean	0.0051	0.0507	0.5444	0.0052	0.0102	0.0289	0.0481
Std Dev	0.0001	0.0003	0.0005	0.0002	0.0009	0.0018	0.0016
RSD %	2	0.6	0.1	3.8	8.8	6.2	3.3

	Sn	Ti	Tl	V	Zn
Conc Mean	0.1043	0.0504	0.0185	0.0108	0.0079
Std Dev	0.0006	0.0004	0.0016	0.0007	0.0002
RSD %	0.6	0.8	8.6	6.5	2.5

Lab Id: **I-ICSA** Measure Date: **4/25/2017 2:40:04 PM**

Client Id:

Matrix	Weight	Volume	Pct Solid	Dilution	Factor	Units
	1	1	100	1	1.000	ppm

	Ag	Al	As	B	Ba	Be	Ca
Conc Mean	-0.0004	> 30.53	0.0035	-0.0035	0.0138	0.0000	146.0
Std Dev	0.0002	0.5294	0.0007	0.0002	0.0000	0.0000	2.547
RSD %	50	1.7	20	5.7	0		1.7

	Cd	Co	Cr	Cu	Fe	K	Mg
Conc Mean	0.0050	0.0042	-0.0005	0.0005	> 125.9	> 0.0494	> 75.41
Std Dev	0.0000	0.0001	0.0002	0.0003	1.828	0.0004	0.4302
RSD %	0	2.4	40	60	1.5	0.8	0.6

	Mn	Mo	Na	Ni	Pb	Sb	Se
Conc Mean	0.0045	-0.0041	25.78	0.0038	0.0114	# -0.0141	-0.0021
Std Dev	0.0000	0.0002	0.1294	0.0008	0.0018	0.0025	0.0018
RSD %	0	4.9	0.5	21.1	15.8	17.7	85.7

	Sn	Ti	Tl	V	Zn
Conc Mean	0.0023	-0.0004	0.0028	0.0039	0.0116
Std Dev	0.0004	0.0001	0.0034	0.0005	0.0001
RSD %	17.4	25	121.4	12.8	0.9

Lab Id: **I-ICSAB** Measure Date: **4/25/2017 2:43:04 PM**

Client Id:

Matrix	Weight	Volume	Pct Solid	Dilution	Factor	Units
	1	1	100	1	1.000	ppm

	Ag	Al	As	B	Ba	Be	Ca
Conc Mean	0.3112	> 30.49	0.9660	0.5038	0.2919	0.1000	146.0
Std Dev	0.0003	0.5987	0.0083	0.0015	0.0026	0.0012	3.755
RSD %	0.1	2	0.9	0.3	0.9	1.2	2.6

	Cd	Co	Cr	Cu	Fe	K	Mg
Conc Mean	0.2922	0.2966	0.2933	0.2996	> 125.3	22.64	> 75.22
Std Dev	0.0018	0.0015	0.0019	0.0026	1.889	0.1477	0.8375
RSD %	0.6	0.5	0.6	0.9	1.5	0.7	1.1

	Mn	Mo	Na	Ni	Pb	Sb	Se
Conc Mean	0.1985	0.2990	25.91	0.2954	0.9711	0.9843	0.4859
Std Dev	0.0024	0.0022	0.1896	0.0009	0.0049	0.0024	0.0023
RSD %	1.2	0.7	0.7	0.3	0.5	0.2	0.5

	Sn	Ti	Tl	V	Zn
Conc Mean	-0.0005	1.006	0.9602	0.2948	0.2998
Std Dev	0.0001	0.0141	0.0051	0.0007	0.0039
RSD %	20	1.4	0.5	0.2	1.3

Lab Id: **BY06962** Measure Date: **4/25/2017 2:55:05 PM**

Client Id: **BY06962**

Matrix	Weight	Volume	Pct Solid	Dilution	Factor	Units
383961-SS-S07	0.81	50	76	10	812.2	ppm

	Ag	Al	As	B	Ba	Be	Ca
Conc Mean	-0.3737	11240	3.541	1.385	74.48	0.3955	36860
Std Dev	0.2132	143.9	0.8078	0.1172	0.0878	0.0245	719.6
RSD %	57.1	1.3	22.8	8.5	0.1	6.2	2

	Cd	Co	Cr	Cu	Fe	K	Mg
Conc Mean	0.2323	11.41	15.61	18.11	26220	2418	9807
Std Dev	0.1041	0.1376	0.1674	0.2812	138.0	10.79	38.48
RSD %	44.8	1.2	1.1	1.6	0.5	0.4	0.4

	Mn	Mo	Na	Ni	Pb	Sb	Se
Conc Mean	535.5	0.2497	1306	17.46	6.140	-3.909	-3.370
Std Dev	2.205	0.2903	6.013	0.1442	0.4026	0.4921	1.289
RSD %	0.4	116.3	0.5	0.8	6.6	12.6	38.2

	Sn	Ti	Tl	V	Zn
Conc Mean	2.304	671.1	-0.5018	28.51	54.48
Std Dev	0.6842	3.374	0.3437	0.3037	0.5128
RSD %	29.7	0.5	68.5	1.1	0.9

Lab Id: **BY06962 - DUP** Measure Date: **4/25/2017 2:58:05 PM**

Client Id: **BY06962 - DUP**

Matrix	Weight	Volume	Pct Solid	Dilution	Factor	Units
383961-SQ-DUP	0.77	50	76	10	854.4	ppm

	Ag	Al	As	B	Ba	Be	Ca
Conc Mean	-0.3592	11210	3.770	1.263	74.21	0.3524	37900
Std Dev	0.1265	314.4	2.076	0.3274	1.037	0.0087	277.2
RSD %	35.2	2.8	55.1	25.9	1.4	2.5	0.7

	Cd	Co	Cr	Cu	Fe	K	Mg
Conc Mean	0.2032	11.33	15.85	17.85	26030	2325	9642
Std Dev	0.0671	0.2170	0.3641	0.6013	547.9	10.68	161.0
RSD %	33	1.9	2.3	3.4	2.1	0.5	1.7

	Mn	Mo	Na	Ni	Pb	Sb	Se
Conc Mean	553.0	-0.3915	1282	17.06	6.094	-3.305	-3.253
Std Dev	8.718	0.1481	5.395	0.5875	0.9648	0.8185	0.4339
RSD %	1.6	37.8	0.4	3.4	15.8	24.8	13.3

	Sn	Ti	Tl	V	Zn
Conc Mean	2.694	702.5	0.3197	28.99	54.76
Std Dev	0.7407	14.04	1.464	0.7621	1.287
RSD %	27.5	2	457.9	2.6	2.4

Lab Id: **BY06962 - MS** Measure Date: **4/25/2017 3:01:08 PM**

Client Id: **BY06962 - MS**

Matrix	Weight	Volume	Pct Solid	Dilution	Factor	Units
383961-SQ-MSX	0.8	50	76	10	822.4	ppm

	Ag	Al	As	B	Ba	Be	Ca
Conc Mean	40.26	19100	329.8	168.2	290.9	168.1	49220
Std Dev	0.2279	351.4	3.010	2.292	2.032	1.822	317.6
RSD %	0.6	1.8	0.9	1.4	0.7	1.1	0.6

	Cd	Co	Cr	Cu	Fe	K	Mg
Conc Mean	164.3	181.8	191.0	190.1	33130	5721	13420
Std Dev	2.293	2.245	2.483	1.592	345.2	47.07	102.7
RSD %	1.4	1.2	1.3	0.8	1	0.8	0.8

	Mn	Mo	Na	Ni	Pb	Sb	Se
Conc Mean	866.5	161.7	1900	190.0	330.3	276.6	155.9
Std Dev	7.602	1.023	15.14	1.124	2.798	0.4616	2.187
RSD %	0.9	0.6	0.8	0.6	0.8	0.2	1.4

	Sn	Ti	Tl	V	Zn
Conc Mean	858.2	989.7	798.4	210.3	235.0
Std Dev	8.554	13.20	8.947	2.585	3.042
RSD %	1	1.3	1.1	1.2	1.3

Lab Id: **BY06958** Measure Date: **4/25/2017 3:04:09 PM**

Client Id: **BY06958**

Matrix	Weight	Volume	Pct Solid	Dilution	Factor	Units
383961-SS-S04	0.83	50	79	10	762.5	ppm

	Ag	Al	As	B	Ba	Be	Ca
Conc Mean	-0.3916	6311	13.51	3.900	1173	0.0810	49330
Std Dev	0.2951	85.15	1.037	0.4802	2.769	0.0257	833.7
RSD %	75.4	1.3	7.7	12.3	0.2	31.7	1.7

	Cd	Co	Cr	Cu	Fe	K	Mg
Conc Mean	0.9424	5.375	> 2445	106.6	23000	975.3	6359
Std Dev	0.0890	0.1011	8.869	0.6266	91.55	1.589	15.08
RSD %	9.4	1.9	0.4	0.6	0.4	0.2	0.2

	Mn	Mo	Na	Ni	Pb	Sb	Se
Conc Mean	235.6	1.326	476.5	11.47	317.5	46.14	0.1726
Std Dev	0.1716	0.1338	1.474	0.1779	1.980	3.469	0.2052
RSD %	0.1	10.1	0.3	1.6	0.6	7.5	118.9

	Sn	Ti	Tl	V	Zn
Conc Mean	21.03	249.1	0.8137	24.58	366.6
Std Dev	0.6486	0.1370	0.9114	0.0711	2.007
RSD %	3.1	0.1	112	0.3	0.5

Lab Id: **BY06959** Measure Date: **4/25/2017 3:07:09 PM**

Client Id: **BY06959**

Matrix	Weight	Volume	Pct Solid	Dilution	Factor	Units
383961-SS-S05	0.85	50	79	10	744.6	ppm

	Ag	Al	As	B	Ba	Be	Ca
Conc Mean	-0.4314	14650	4.529	-0.2259	79.74	0.6392	5118
Std Dev	0.0361	225.3	1.360	0.3531	0.0980	0.0058	20.03
RSD %	8.4	1.5	30	156.3	0.1	0.9	0.4

	Cd	Co	Cr	Cu	Fe	K	Mg
Conc Mean	0.2388	13.11	18.51	15.32	32530	1899	4274
Std Dev	0.0360	0.0603	0.3124	0.1811	330.6	7.497	7.466
RSD %	15.1	0.5	1.7	1.2	1	0.4	0.2

	Mn	Mo	Na	Ni	Pb	Sb	Se
Conc Mean	269.3	-0.4190	976.2	15.76	# -9.227	-3.478	-3.034
Std Dev	1.676	0.0342	7.153	0.2565	2.308	0.5973	0.8098
RSD %	0.6	8.2	0.7	1.6	25	17.2	26.7

	Sn	Ti	Tl	V	Zn
Conc Mean	3.331	889.5	0.8871	47.76	58.66
Std Dev	0.3170	10.68	0.7361	0.2996	0.3051
RSD %	9.5	1.2	83	0.6	0.5

Lab Id: **BY06961** Measure Date: **4/25/2017 3:10:10 PM**

Client Id: **BY06961**

Matrix	Weight	Volume	Pct Solid	Dilution	Factor	Units
383961-SS-S06	0.78	50	78	10	821.8	ppm

	Ag	Al	As	B	Ba	Be	Ca
Conc Mean	-0.0170	5055	11.64	3.351	1035	0.0417	45850
Std Dev	0.1063	181.8	1.910	0.1875	31.50	0.0074	1597
RSD %	625.3	3.6	16.4	5.6	3	17.7	3.5

	Cd	Co	Cr	Cu	Fe	K	Mg
Conc Mean	1.554	6.746	1091	87.84	41320	873.9	4736
Std Dev	0.0134	0.2045	29.92	2.012	1153	8.971	103.1
RSD %	0.9	3	2.7	2.3	2.8	1	2.2

	Mn	Mo	Na	Ni	Pb	Sb	Se
Conc Mean	362.4	5.537	398.2	36.34	318.4	19.61	-4.446
Std Dev	9.282	0.1570	2.386	0.6592	6.184	1.606	0.5945
RSD %	2.6	2.8	0.6	1.8	1.9	8.2	13.4

	Sn	Ti	Tl	V	Zn
Conc Mean	18.42	233.8	-2.185	25.67	381.0
Std Dev	0.6775	6.536	0.7658	1.016	8.861
RSD %	3.7	2.8	35	4	2.3

Lab Id: **BY06966** Measure Date: **4/25/2017 3:13:10 PM**

Client Id: **BY06966**

Matrix	Weight	Volume	Pct Solid	Dilution	Factor	Units
383961-SS-S08	0.76	50	83	10	792.6	ppm

	Ag	Al	As	B	Ba	Be	Ca
Conc Mean	-0.0456	5961	24.71	4.153	2765	0.2095	44920
Std Dev	0.1084	59.14	1.251	0.3348	10.26	0.0029	1231
RSD %	237.7	1	5.1	8.1	0.4	1.4	2.7

	Cd	Co	Cr	Cu	Fe	K	Mg
Conc Mean	1.436	5.920	1276	147.8	23860	890.1	7472
Std Dev	0.1039	0.1988	6.117	1.302	92.15	2.426	68.56
RSD %	7.2	3.4	0.5	0.9	0.4	0.3	0.9

	Mn	Mo	Na	Ni	Pb	Sb	Se
Conc Mean	357.0	0.1215	388.4	13.19	376.2	11.20	-3.681
Std Dev	2.786	0.2338	0.6965	0.2381	7.065	3.547	2.386
RSD %	0.8	192.4	0.2	1.8	1.9	31.7	64.8

	Sn	Ti	Tl	V	Zn
Conc Mean	25.65	263.9	0.7000	22.47	434.7
Std Dev	0.3110	1.654	0.8508	0.6901	3.330
RSD %	1.2	0.6	121.5	3.1	0.8

Lab Id: **CCV** Measure Date: **4/25/2017 3:16:13 PM**

Client Id:

Matrix	Weight	Volume	Pct Solid	Dilution	Factor	Units
	1	1	100	1	1.000	ppm

	Ag	Al	As	B	Ba	Be	Ca
Conc Mean	0.2433	0.9840	0.9856	0.9671	0.9956	1.022	1.001
Std Dev	0.0035	0.0208	0.0143	0.0117	0.0137	0.0170	0.0162
RSD %	1.4	2.1	1.5	1.2	1.4	1.7	1.6

	Cd	Co	Cr	Cu	Fe	K	Mg
Conc Mean	0.9893	1.002	0.9985	0.9831	1.027	5.106	1.003
Std Dev	0.0121	0.0165	0.0173	0.0145	0.0227	0.0170	0.0161
RSD %	1.2	1.6	1.7	1.5	2.2	0.3	1.6

	Mn	Mo	Na	Ni	Pb	Sb	Se
Conc Mean	0.9986	1.003	5.157	1.000	0.9891	0.9777	0.9519
Std Dev	0.0172	0.0157	0.0117	0.0168	0.0132	0.0194	0.0147
RSD %	1.7	1.6	0.2	1.7	1.3	2	1.5

	Sn	Ti	Tl	V	Zn
Conc Mean	1.012	1.006	0.9571	0.9853	0.9622
Std Dev	0.0170	0.0166	0.0109	0.0122	0.0115
RSD %	1.7	1.7	1.1	1.2	1.2

Lab Id: **CCB** Measure Date: ***4/25/2017 3:19:13 PM***

Client Id:

Matrix	Weight	Volume	Pct Solid	Dilution	Factor	Units
	1	1	100	1	1.000	ppm

	Ag	Al	As	B	Ba	Be	Ca
Conc Mean	-0.0003	# 0.0006	0.0026	-0.0032	0.0002	-0.0002	-0.0026
Std Dev	0.0001	0.0005	0.0007	0.0004	0.0001	0.0001	0.0016
RSD %	33.3	83.3	26.9	12.5	50	50	61.5

	Cd	Co	Cr	Cu	Fe	K	Mg
Conc Mean	0.0001	-0.0001	0.0001	-0.0010	> 0.0083	0.0039	-0.0005
Std Dev	0.0002	0.0002	0.0002	0.0003	0.0014	0.0005	0.0003
RSD %	200	200	200	30	16.9	12.8	60

	Mn	Mo	Na	Ni	Pb	Sb	Se
Conc Mean	0.0001	0.0057	0.0194	0.0002	-0.0004	> 0.0072	0.0046
Std Dev	0.0001	0.0010	0.0005	0.0002	0.0010	0.0020	0.0015
RSD %	100	17.5	2.6	100	250	27.8	32.6

	Sn	Ti	Tl	V	Zn
Conc Mean	0.0062	0.0019	-0.0010	0.0004	-0.0028
Std Dev	0.0001	0.0002	0.0021	0.0004	0.0001
RSD %	1.6	10.5	210	100	3.6

Lab Id: **BY06969** Measure Date: **4/25/2017 3:22:13 PM**

Client Id: **BY06969**

Matrix	Weight	Volume	Pct Solid	Dilution	Factor	Units
383961-SS-S09	0.74	50	81	10	834.2	ppm

	Ag	Al	As	B	Ba	Be	Ca
Conc Mean	-0.3634	11020	1.473	-0.0104	46.15	0.3941	4394
Std Dev	0.1271	251.4	0.9112	0.2268	0.3872	0.0425	116.1
RSD %	35	2.3	61.9	2180.8	0.8	10.8	2.6

	Cd	Co	Cr	Cu	Fe	K	Mg
Conc Mean	0.1916	8.326	14.74	8.564	20800	1449	2979
Std Dev	0.0038	0.1434	0.0502	0.2692	301.2	8.805	26.85
RSD %	2	1.7	0.3	3.1	1.4	0.6	0.9

	Mn	Mo	Na	Ni	Pb	Sb	Se
Conc Mean	221.0	0.8432	593.7	8.733	4.882	-0.1833	-1.538
Std Dev	1.874	0.4009	2.860	0.1096	0.4244	1.652	0.4177
RSD %	0.8	47.5	0.5	1.3	8.7	901.3	27.2

	Sn	Ti	Tl	V	Zn
Conc Mean	4.428	730.5	0.5023	32.63	40.55
Std Dev	0.3605	8.264	1.718	0.3921	0.7770
RSD %	8.1	1.1	342	1.2	1.9

Lab Id: **BY06970** Measure Date: **4/25/2017 3:25:14 PM**

Client Id: **BY06970**

Matrix	Weight	Volume	Pct Solid	Dilution	Factor	Units
383961-SS-S10	0.76	50	84	10	783.2	ppm

	Ag	Al	As	B	Ba	Be	Ca
Conc Mean	-0.2528	8915	4.980	1.799	237.7	0.2441	41690
Std Dev	0.3517	234.6	0.2751	0.2159	3.158	0.0016	374.7
RSD %	139.1	2.6	5.5	12	1.3	0.7	0.9

	Cd	Co	Cr	Cu	Fe	K	Mg
Conc Mean	0.4470	8.082	95.47	29.15	22200	1618	7655
Std Dev	0.0928	0.1182	0.6638	0.1668	277.9	6.144	62.03
RSD %	20.8	1.5	0.7	0.6	1.3	0.4	0.8

	Mn	Mo	Na	Ni	Pb	Sb	Se
Conc Mean	614.5	1.325	321.5	15.00	175.0	-1.384	-2.606
Std Dev	4.601	0.1368	1.299	0.3807	0.7333	0.5336	0.7284
RSD %	0.7	10.3	0.4	2.5	0.4	38.6	28

	Sn	Ti	Tl	V	Zn
Conc Mean	3.597	418.8	2.153	24.72	142.3
Std Dev	1.001	5.053	0.7231	0.4636	0.8992
RSD %	27.8	1.2	33.6	1.9	0.6

Lab Id: **BY06975** Measure Date: **4/25/2017 3:28:13 PM**

Client Id: **BY06975**

Matrix	Weight	Volume	Pct Solid	Dilution	Factor	Units
383961-SS-S11	0.81	50	69	10	894.6	ppm

	Ag	Al	As	B	Ba	Be	Ca
Conc Mean	-0.1419	7837	6.191	5.690	395.1	0.0848	60760
Std Dev	0.2494	105.6	0.1485	0.1484	1.005	0.0218	999.6
RSD %	175.8	1.3	2.4	2.6	0.3	25.7	1.6

	Cd	Co	Cr	Cu	Fe	K	Mg
Conc Mean	1.333	5.464	> 2087	122.5	28460	848.1	4859
Std Dev	0.0679	0.0264	15.23	0.8008	207.0	0.6699	14.10
RSD %	5.1	0.5	0.7	0.7	0.7	0.1	0.3

	Mn	Mo	Na	Ni	Pb	Sb	Se
Conc Mean	225.8	1.239	847.9	12.17	131.3	3.354	-1.153
Std Dev	0.6352	0.1683	4.214	0.3604	0.4347	1.689	0.9246
RSD %	0.3	13.6	0.5	3	0.3	50.4	80.2

	Sn	Ti	Tl	V	Zn
Conc Mean	16.75	437.3	-1.286	31.99	352.8
Std Dev	0.5728	1.617	0.5502	0.7126	1.380
RSD %	3.4	0.4	42.8	2.2	0.4

Lab Id: **BY06980** Measure Date: **4/25/2017 3:31:11 PM**

Client Id: **BY06980**

Matrix	Weight	Volume	Pct Solid	Dilution	Factor	Units
383961-SS-S12	0.78	50	69	10	929.0	ppm

	Ag	Al	As	B	Ba	Be	Ca
Conc Mean	1.761	2720	112.6	1.226	208.2	-0.2020	92550
Std Dev	0.0593	18.79	3.026	0.3856	1.452	0.0120	1220
RSD %	3.4	0.7	2.7	31.5	0.7	5.9	1.3

	Cd	Co	Cr	Cu	Fe	K	Mg
Conc Mean	6.501	19.86	675.4	> 4371	> 258000	534.2	7532
Std Dev	0.1241	0.2697	0.4683	37.10	3090	3.367	18.25
RSD %	1.9	1.4	0.1	0.8	1.2	0.6	0.2

	Mn	Mo	Na	Ni	Pb	Sb	Se
Conc Mean	946.7	11.25	610.2	61.07	> 20840	123.4	-11.14
Std Dev	5.551	0.9953	3.534	0.4979	79.48	1.451	3.884
RSD %	0.6	8.8	0.6	0.8	0.4	1.2	34.9

	Sn	Ti	Tl	V	Zn
Conc Mean	713.5	138.1	-3.328	24.35	1204
Std Dev	5.318	0.5925	0.4932	0.8422	5.883
RSD %	0.7	0.4	14.8	3.5	0.5

Lab Id: **CRDL** Measure Date: **4/25/2017 3:46:12 PM**

Client Id:

Matrix	Weight	Volume	Pct Solid	Dilution	Factor	Units
WM	1	1	100	1	1.000	ppm

	Ag	Al	As	B	Ba	Be	Ca
Conc Mean	0.0046	0.0506	0.0216	0.0448	0.0101	0.0047	0.0495
Std Dev	0.0002	0.0005	0.0013	0.0008	0.0001	0.0000	0.0008
RSD %	4.3	1	6	1.8	1	0	1.6

	Cd	Co	Cr	Cu	Fe	K	Mg
Conc Mean	0.0051	0.0050	0.0049	0.0041	0.0370	0.5110	0.0509
Std Dev	0.0000	0.0004	0.0001	0.0003	0.0012	0.0034	0.0004
RSD %	0	8	2	7.3	3.2	0.7	0.8

	Mn	Mo	Na	Ni	Pb	Sb	Se
Conc Mean	0.0051	0.0493	0.5358	0.0052	0.0103	0.0235	0.0464
Std Dev	0.0001	0.0007	0.0038	0.0001	0.0013	0.0009	0.0007
RSD %	2	1.4	0.7	1.9	12.6	3.8	1.5

	Sn	Ti	Tl	V	Zn
Conc Mean	0.1033	0.0503	0.0203	0.0105	0.0078
Std Dev	0.0016	0.0003	0.0004	0.0003	0.0001
RSD %	1.5	0.6	2	2.9	1.3

Lab Id: **ICSA** Measure Date: **4/25/2017 3:49:12 PM**

Client Id:

Matrix	Weight	Volume	Pct Solid	Dilution	Factor	Units
WM	1	1	100	1	1.000	ppm

	Ag	Al	As	B	Ba	Be	Ca
Conc Mean	-0.0003	> 31.72	0.0055	-0.0039	0.0143	0.0000	> 153.2
Std Dev	0.0003	0.3210	0.0025	0.0004	0.0002	0.0000	3.877
RSD %	100	1	45.5	10.3	1.4		2.5

	Cd	Co	Cr	Cu	Fe	K	Mg
Conc Mean	0.0045	0.0038	-0.0004	0.0006	> 130.4	0.0503	> 78.32
Std Dev	0.0010	0.0010	0.0000	0.0000	1.374	0.0003	0.6701
RSD %	22.2	26.3	0	0	1.1	0.6	0.9

	Mn	Mo	Na	Ni	Pb	Sb	Se
Conc Mean	0.0046	-0.0029	25.93	0.0049	0.0054	# -0.0154	-0.0034
Std Dev	0.0002	0.0020	0.0555	0.0013	0.0081	0.0036	0.0013
RSD %	4.3	69	0.2	26.5	150	23.4	38.2

	Sn	Ti	Tl	V	Zn
Conc Mean	0.0011	-0.0004	0.0031	0.0035	0.0119
Std Dev	0.0002	0.0001	0.0016	0.0005	0.0007
RSD %	18.2	25	51.6	14.3	5.9

Lab Id: **CCV** Measure Date: **4/25/2017 3:52:12 PM**

Client Id:

Matrix	Weight	Volume	Pct Solid	Dilution	Factor	Units
	1	1	100	1	1.000	ppm

	Ag	Al	As	B	Ba	Be	Ca
Conc Mean	0.2392	0.9801	0.9648	0.9533	0.9861	1.015	1.003
Std Dev	0.0007	0.0042	0.0013	0.0049	0.0048	0.0061	0.0024
RSD %	0.3	0.4	0.1	0.5	0.5	0.6	0.2

	Cd	Co	Cr	Cu	Fe	K	Mg
Conc Mean	0.9818	0.9865	0.9912	0.9735	1.042	5.106	1.007
Std Dev	0.0100	0.0105	0.0050	0.0084	0.0105	0.0290	0.0068
RSD %	1	1.1	0.5	0.9	1	0.6	0.7

	Mn	Mo	Na	Ni	Pb	Sb	Se
Conc Mean	0.9919	0.9846	5.173	0.9846	0.9674	0.9670	0.9340
Std Dev	0.0055	0.0027	0.0464	0.0108	0.0102	0.0026	0.0128
RSD %	0.6	0.3	0.9	1.1	1.1	0.3	1.4

	Sn	Ti	Tl	V	Zn
Conc Mean	0.9970	0.9948	0.9504	0.9829	0.9592
Std Dev	0.0036	0.0067	0.0126	0.0114	0.0076
RSD %	0.4	0.7	1.3	1.2	0.8

Lab Id: **CCB** Measure Date: **4/25/2017 3:55:12 PM**

Client Id:

Matrix	Weight	Volume	Pct Solid	Dilution	Factor	Units
	1	1	100	1	1.000	ppm

	Ag	Al	As	B	Ba	Be	Ca
Conc Mean	-0.0002	# 0.0017	0.0014	-0.0033	0.0002	-0.0001	0.0005
Std Dev	0.0003	0.0004	0.0022	0.0011	0.0001	0.0001	0.0018
RSD %	150	23.5	157.1	33.3	50	100	360

	Cd	Co	Cr	Cu	Fe	K	Mg
Conc Mean	0.0002	0.0001	0.0002	-0.0009	> 0.0148	0.0046	0.0019
Std Dev	0.0002	0.0001	0.0000	0.0002	0.0013	0.0002	0.0010
RSD %	100	100	0	22.2	8.8	4.3	52.6

	Mn	Mo	Na	Ni	Pb	Sb	Se
Conc Mean	0.0002	0.0059	0.0262	0.0003	0.0006	> 0.0063	0.0075
Std Dev	0.0001	0.0009	0.0006	0.0003	0.0003	0.0021	0.0032
RSD %	50	15.3	2.3	100	50	33.3	42.7

	Sn	Ti	Tl	V	Zn
Conc Mean	0.0065	0.0020	-0.0008	0.0004	-0.0027
Std Dev	0.0006	0.0003	0.0004	0.0001	0.0002
RSD %	9.2	15	50	25	7.4

Lab Id: **ICSAB** Measure Date: **4/25/2017 3:58:13 PM**

Client Id:

Matrix	Weight	Volume	Pct Solid	Dilution	Factor	Units
WM	1	1	100	1	1.000	ppm

	Ag	Al	As	B	Ba	Be	Ca
Conc Mean	0.3067	> 30.08	0.9563	0.4953	0.2879	0.0986	144.6
Std Dev	0.0015	0.5262	0.0056	0.0024	0.0025	0.0004	2.050
RSD %	0.5	1.7	0.6	0.5	0.9	0.4	1.4

	Cd	Co	Cr	Cu	Fe	K	Mg
Conc Mean	0.2885	0.2930	0.2898	0.2947	123.7	22.34	> 74.19
Std Dev	0.0005	0.0020	0.0021	0.0011	0.9741	0.1854	0.8704
RSD %	0.2	0.7	0.7	0.4	0.8	0.8	1.2

	Mn	Mo	Na	Ni	Pb	Sb	Se
Conc Mean	0.1957	0.2957	25.66	0.2922	0.9547	0.9729	0.4811
Std Dev	0.0010	0.0022	0.2490	0.0034	0.0119	0.0134	0.0018
RSD %	0.5	0.7	1	1.2	1.2	1.4	0.4

	Sn	Ti	Tl	V	Zn
Conc Mean	0.0004	0.9926	0.9495	0.2916	0.2954
Std Dev	0.0006	0.0069	0.0038	0.0010	0.0045
RSD %	150	0.7	0.4	0.3	1.5

Lab Id: **BY06962 - BLK** Measure Date: **4/25/2017 4:04:13 PM**

Client Id: **BY06962 - BLK**

Matrix	Weight	Volume	Pct Solid	Dilution	Factor	Units
383961-SQ-BLK	0.75	50	100	1	66.67	ppm

	Ag	Al	As	B	Ba	Be	Ca
Conc Mean	-0.0320	3.378	-0.0459	-0.0182	0.0179	-0.0181	1.263
Std Dev	0.0119	0.1462	0.0985	0.0295	0.0005	0.0022	0.0288
RSD %	37.2	4.3	214.6	162.1	2.8	12.2	2.3

	Cd	Co	Cr	Cu	Fe	K	Mg
Conc Mean	0.0070	0.0091	0.0005	0.0197	2.914	0.9104	0.5754
Std Dev	0.0023	0.0080	0.0034	0.0050	0.0584	0.0188	0.0091
RSD %	32.9	87.9	680	25.4	2	2.1	1.6

	Mn	Mo	Na	Ni	Pb	Sb	Se
Conc Mean	0.0676	0.0280	1.379	0.0317	0.1228	0.1265	-0.3274
Std Dev	0.0033	0.0199	0.0700	0.0092	0.0313	0.1012	0.0128
RSD %	4.9	71.1	5.1	29	25.5	80	3.9

	Sn	Ti	Tl	V	Zn
Conc Mean	0.4045	0.1050	-0.1808	0.0451	-0.1304
Std Dev	0.0135	0.0077	0.0134	0.0314	0.0036
RSD %	3.3	7.3	7.4	69.6	2.8

Lab Id: **BY06962 - LCS** Measure Date: **4/25/2017 4:07:13 PM**
Client Id: **BY06962 - LCS**

Matrix	Weight	Volume	Pct Solid	Dilution	Factor	Units
383961-SQ-SPK	0.265	50	100	1	188.7	ppm

	Ag	Al	As	B	Ba	Be	Ca
Conc Mean	49.74	> 8978	93.24	116.6	314.6	103.4	5406
Std Dev	0.1309	47.09	0.5280	0.4360	0.5105	0.2463	73.31
RSD %	0.3	0.5	0.6	0.4	0.2	0.2	1.4

	Cd	Co	Cr	Cu	Fe	K	Mg
Conc Mean	75.20	104.6	109.8	111.2	18560	2693	2877
Std Dev	0.6065	0.3006	0.6486	0.1946	66.68	13.14	12.60
RSD %	0.8	0.3	0.6	0.2	0.4	0.5	0.4

	Mn	Mo	Na	Ni	Pb	Sb	Se
Conc Mean	> 415.0	99.18	427.4	154.0	97.31	95.49	129.3
Std Dev	1.224	0.3252	1.833	0.5993	0.9005	0.7780	0.5032
RSD %	0.3	0.3	0.4	0.4	0.9	0.8	0.4

	Sn	Ti	Tl	V	Zn
Conc Mean	114.8	> 454.8	121.5	113.4	225.4
Std Dev	0.8461	1.871	1.430	0.8719	1.851
RSD %	0.7	0.4	1.2	0.8	0.8

Lab Id: **BY06962** Measure Date: **4/25/2017 4:10:13 PM**

Client Id: **BY06962**

Matrix	Weight	Volume	Pct Solid	Dilution	Factor	Units
383961-SS-S07	0.81	50	76	1	81.22	ppm

	Ag	Al	As	B	Ba	Be	Ca
Conc Mean	-0.1602	> 12700	3.713	5.546	75.01	0.6305	> 38590
Std Dev	0.0022	129.9	0.2421	0.0505	0.1590	0.0034	284.8
RSD %	1.4	1	6.5	0.9	0.2	0.5	0.7

	Cd	Co	Cr	Cu	Fe	K	Mg
Conc Mean	0.3219	11.30	15.54	21.15	> 25880	2682	> 10230
Std Dev	0.0243	0.0138	0.0522	0.0615	53.27	6.863	9.396
RSD %	7.5	0.1	0.3	0.3	0.2	0.3	0.1

	Mn	Mo	Na	Ni	Pb	Sb	Se
Conc Mean	> 524.5	0.5184	1424	16.71	6.087	# -2.724	# -3.430
Std Dev	0.5251	0.0129	7.119	0.2760	0.0394	0.3388	0.4949
RSD %	0.1	2.5	0.5	1.7	0.6	12.4	14.4

	Sn	Ti	Tl	V	Zn
Conc Mean	2.623	> 668.2	-0.2586	29.04	55.24
Std Dev	0.1151	1.955	0.1887	0.0976	0.3043
RSD %	4.4	0.3	73	0.3	0.6

Lab Id: **BY06962 - DUP** Measure Date: **4/25/2017 4:13:12 PM**

Client Id: **BY06962 - DUP**

Matrix	Weight	Volume	Pct Solid	Dilution	Factor	Units
383961-SQ-DUP	0.77	50	76	1	85.44	ppm

	Ag	Al	As	B	Ba	Be	Ca
Conc Mean	-0.1796	> 12910	3.597	5.536	76.82	0.6407	> 40350
Std Dev	0.0148	187.6	0.0817	0.0605	0.1927	0.0053	511.1
RSD %	8.2	1.5	2.3	1.1	0.3	0.8	1.3

	Cd	Co	Cr	Cu	Fe	K	Mg
Conc Mean	0.3304	11.46	16.03	21.20	> 26450	2666	> 10350
Std Dev	0.0164	0.0435	0.0258	0.0431	107.9	7.010	25.84
RSD %	5	0.4	0.2	0.2	0.4	0.3	0.2

	Mn	Mo	Na	Ni	Pb	Sb	Se
Conc Mean	> 556.8	0.2838	1441	17.02	6.102	# -2.992	# -4.009
Std Dev	1.146	0.0076	6.215	0.0911	0.2896	0.2751	0.1958
RSD %	0.2	2.7	0.4	0.5	4.7	9.2	4.9

	Sn	Ti	Tl	V	Zn
Conc Mean	2.815	> 719.4	# -0.5947	30.07	57.09
Std Dev	0.1100	3.540	0.2802	0.0711	0.4210
RSD %	3.9	0.5	47.1	0.2	0.7

Lab Id: **BY06962 - MS** Measure Date: **4/25/2017 4:16:14 PM**

Client Id: **BY06962 - MS**

Matrix	Weight	Volume	Pct Solid	Dilution	Factor	Units
383961-SQ-MSX	0.8	50	76	1	82.24	ppm

	Ag	Al	As	B	Ba	Be	Ca
Conc Mean	38.90	> 19950	> 285.2	156.5	274.8	150.6	> 46350
Std Dev	0.2168	225.2	1.050	1.077	0.9891	0.7267	1108
RSD %	0.6	1.1	0.4	0.7	0.4	0.5	2.4

	Cd	Co	Cr	Cu	Fe	K	Mg
Conc Mean	141.5	160.7	> 172.8	> 197.1	> 29670	> 5394	> 12790
Std Dev	0.9939	1.504	1.188	0.7722	184.6	8.761	46.44
RSD %	0.7	0.9	0.7	0.4	0.6	0.2	0.4

	Mn	Mo	Na	Ni	Pb	Sb	Se
Conc Mean	> 775.8	149.0	1914	> 165.0	> 301.3	> 246.6	119.7
Std Dev	4.489	1.830	8.203	1.624	2.164	1.011	0.8185
RSD %	0.6	1.2	0.4	1	0.7	0.4	0.7

	Sn	Ti	Tl	V	Zn
Conc Mean	> 781.0	> 913.5	> 741.3	> 193.7	> 213.5
Std Dev	5.640	6.192	4.255	1.024	2.043
RSD %	0.7	0.7	0.6	0.5	1

Lab Id: **BY06962 - DIL** Measure Date: **4/25/2017 4:19:15 PM**

Client Id: **BY06962 - DIL**

Matrix	Weight	Volume	Pct Solid	Dilution	Factor	Units
383961-SQ-DIL	0.81	50	76	5	406.1	ppm

	Ag	Al	As	B	Ba	Be	Ca
Conc Mean	-0.3377	11740	5.786	5.207	76.15	0.5942	37420
Std Dev	0.0670	195.1	0.9540	0.5342	0.4750	0.0217	428.4
RSD %	19.8	1.7	16.5	10.3	0.6	3.7	1.1

	Cd	Co	Cr	Cu	Fe	K	Mg
Conc Mean	0.3627	11.59	16.14	19.39	26730	2576	10120
Std Dev	0.0827	0.1169	0.1513	0.1457	258.0	6.001	60.45
RSD %	22.8	1	0.9	0.8	1	0.2	0.6

	Mn	Mo	Na	Ni	Pb	Sb	Se
Conc Mean	532.6	1.204	1419	18.02	7.166	0.9520	-0.5891
Std Dev	4.562	0.1441	2.195	0.1883	0.3911	0.6517	0.5603
RSD %	0.9	12	0.2	1	5.5	68.5	95.1

	Sn	Ti	Tl	V	Zn
Conc Mean	3.332	679.1	0.8025	29.45	56.25
Std Dev	0.4275	10.04	0.4973	0.3617	0.6674
RSD %	12.8	1.5	62	1.2	1.2

Lab Id: **BY06962 - PS** Measure Date: **4/25/2017 4:22:15 PM**

Client Id: **BY06962 - PS**

Matrix	Weight	Volume	Pct Solid	Dilution	Factor	Units
383961-SQ-PSX	0.81	50	76	1	81.22	ppm

	Ag	Al	As	B	Ba	Be	Ca
Conc Mean	> 41.53	> 12390	> 310.8	> 164.9	238.9	> 162.2	> 37130
Std Dev	0.2533	160.8	1.121	0.9786	1.414	1.479	575.7
RSD %	0.6	1.3	0.4	0.6	0.6	0.9	1.6

	Cd	Co	Cr	Cu	Fe	K	Mg
Conc Mean	153.8	> 170.6	> 178.0	> 202.4	> 25080	3437	> 10020
Std Dev	1.145	0.6113	1.750	1.484	188.2	6.311	57.61
RSD %	0.7	0.4	1	0.7	0.8	0.2	0.6

	Mn	Mo	Na	Ni	Pb	Sb	Se
Conc Mean	> 668.9	161.3	1555	> 174.4	> 325.4	> 312.1	133.7
Std Dev	3.708	0.7993	12.27	0.0855	0.2615	1.703	0.5874
RSD %	0.6	0.5	0.8	0	0.1	0.5	0.4

	Sn	Ti	Tl	V	Zn
Conc Mean	> 837.9	> 808.9	> 798.7	> 191.4	> 213.8
Std Dev	4.818	5.479	7.204	1.827	2.269
RSD %	0.6	0.7	0.9	1	1.1

Lab Id: **CCV** Measure Date: **4/25/2017 4:28:18 PM**

Client Id:

Matrix	Weight	Volume	Pct Solid	Dilution	Factor	Units
	1	1	100	1	1.000	ppm

	Ag	Al	As	B	Ba	Be	Ca
Conc Mean	0.2397	0.9798	0.9546	0.9525	0.9812	1.004	0.9803
Std Dev	0.0024	0.0155	0.0112	0.0055	0.0083	0.0116	0.0091
RSD %	1	1.6	1.2	0.6	0.8	1.2	0.9

	Cd	Co	Cr	Cu	Fe	K	Mg
Conc Mean	0.9744	0.9839	0.9887	0.9730	1.052	5.216	0.9906
Std Dev	0.0054	0.0064	0.0140	0.0070	0.0313	0.0177	0.0138
RSD %	0.6	0.7	1.4	0.7	3	0.3	1.4

	Mn	Mo	Na	Ni	Pb	Sb	Se
Conc Mean	0.9835	0.9895	5.229	0.9836	0.9700	0.9619	0.9329
Std Dev	0.0112	0.0133	0.0265	0.0063	0.0123	0.0149	0.0060
RSD %	1.1	1.3	0.5	0.6	1.3	1.5	0.6

	Sn	Ti	Tl	V	Zn
Conc Mean	0.9932	1.013	0.9449	0.9766	0.9508
Std Dev	0.0089	0.0094	0.0085	0.0089	0.0099
RSD %	0.9	0.9	0.9	0.9	1

Lab Id: **CCB** Measure Date: **4/25/2017 4:31:20 PM**

Client Id:

Matrix	Weight	Volume	Pct Solid	Dilution	Factor	Units
	1	1	100	1	1.000	ppm

	Ag	Al	As	B	Ba	Be	Ca
Conc Mean	0.0001	0.0059	0.0027	-0.0011	0.0002	-0.0001	0.0036
Std Dev	0.0002	0.0049	0.0034	0.0014	0.0001	0.0000	0.0096
RSD %	200	83.1	125.9	127.3	50	0	266.7

	Cd	Co	Cr	Cu	Fe	K	Mg
Conc Mean	0.0001	0.0000	0.0001	-0.0005	> 0.0330	0.0140	0.0037
Std Dev	0.0000	0.0001	0.0002	0.0003	0.0141	0.0011	0.0036
RSD %	0		200	60	42.7	7.9	97.3

	Mn	Mo	Na	Ni	Pb	Sb	Se
Conc Mean	0.0002	0.0054	0.0202	0.0003	0.0002	> 0.0102	0.0044
Std Dev	0.0001	0.0011	0.0019	0.0003	0.0001	0.0026	0.0022
RSD %	50	20.4	9.4	100	50	25.5	50

	Sn	Ti	Tl	V	Zn
Conc Mean	0.0058	0.0052	0.0001	-0.0001	-0.0029
Std Dev	0.0008	0.0005	0.0019	0.0001	0.0001
RSD %	13.8	9.6	1900	100	3.4

Lab Id: **BY06958** Measure Date: **4/25/2017 4:40:23 PM**

Client Id: **BY06958**

Matrix	Weight	Volume	Pct Solid	Dilution	Factor	Units
383961-SS-S04	0.83	50	79	1	76.25	ppm

	Ag	Al	As	B	Ba	Be	Ca
Conc Mean	-0.0429	> 7238	12.75	7.470	1239	0.3137	> 51700
Std Dev	0.0135	34.92	0.0870	0.1062	5.071	0.0018	996.2
RSD %	31.5	0.5	0.7	1.4	0.4	0.6	1.9

	Cd	Co	Cr	Cu	Fe	K	Mg
Conc Mean	0.9171	5.565	> 2445	121.2	> 23050	1122	> 6743
Std Dev	0.0088	0.0241	14.83	0.8125	124.4	4.534	25.51
RSD %	1	0.4	0.6	0.7	0.5	0.4	0.4

	Mn	Mo	Na	Ni	Pb	Sb	Se
Conc Mean	> 236.1	0.7079	576.5	11.41	> 323.6	52.39	# -3.026
Std Dev	0.5162	0.0491	2.200	0.0635	4.315	1.308	0.2331
RSD %	0.2	6.9	0.4	0.6	1.3	2.5	7.7

	Sn	Ti	Tl	V	Zn
Conc Mean	16.93	> 254.9	# -0.4886	25.36	> 368.2
Std Dev	0.4545	1.100	0.3172	0.1627	2.234
RSD %	2.7	0.4	64.9	0.6	0.6

Lab Id: **BY06959** Measure Date: **4/25/2017 4:43:24 PM**

Client Id: **BY06959**

Matrix	Weight	Volume	Pct Solid	Dilution	Factor	Units
383961-SS-S05	0.85	50	79	1	74.46	ppm

	Ag	Al	As	B	Ba	Be	Ca
Conc Mean	# -0.2928	> 16550	4.969	3.517	82.52	0.8779	6189
Std Dev	0.0041	142.1	0.0662	0.0497	0.1621	0.0090	16.98
RSD %	1.4	0.9	1.3	1.4	0.2	1	0.3

	Cd	Co	Cr	Cu	Fe	K	Mg
Conc Mean	0.2944	13.26	18.60	18.13	> 33070	2115	4469
Std Dev	0.0020	0.0648	0.0404	0.0993	182.8	9.633	19.92
RSD %	0.7	0.5	0.2	0.5	0.6	0.5	0.4

	Mn	Mo	Na	Ni	Pb	Sb	Se
Conc Mean	> 273.2	0.0071	1097	16.09	3.991	# -4.693	# -3.963
Std Dev	1.039	0.0296	7.407	0.1418	0.0906	0.5481	0.2725
RSD %	0.4	416.9	0.7	0.9	2.3	11.7	6.9

	Sn	Ti	Tl	V	Zn
Conc Mean	2.937	> 905.1	# -0.7567	49.43	59.87
Std Dev	0.1542	3.985	0.4756	0.2960	0.5001
RSD %	5.3	0.4	62.9	0.6	0.8

Lab Id: **BY06961** Measure Date: **4/25/2017 4:46:24 PM**

Client Id: **BY06961**

Matrix	Weight	Volume	Pct Solid	Dilution	Factor	Units
383961-SS-S06	0.78	50	78	1	82.18	ppm

	Ag	Al	As	B	Ba	Be	Ca
Conc Mean	0.0178	> 5866	11.26	7.905	1113	0.2863	> 49830
Std Dev	0.0100	63.26	0.1104	0.0624	6.458	0.0038	463.5
RSD %	56.2	1.1	1	0.8	0.6	1.3	0.9

	Cd	Co	Cr	Cu	Fe	K	Mg
Conc Mean	1.603	6.940	> 1124	101.9	> 42020	1017	5090
Std Dev	0.0252	0.0503	9.692	0.2359	327.9	7.617	28.64
RSD %	1.6	0.7	0.9	0.2	0.8	0.7	0.6

	Mn	Mo	Na	Ni	Pb	Sb	Se
Conc Mean	> 371.4	6.157	481.8	36.62	> 329.5	16.40	# -5.301
Std Dev	1.716	0.0761	3.166	0.0914	0.8383	0.2375	0.1153
RSD %	0.5	1.2	0.7	0.2	0.3	1.4	2.2

	Sn	Ti	Tl	V	Zn
Conc Mean	18.78	> 244.8	# -1.106	26.73	> 389.7
Std Dev	0.1751	1.436	0.2004	0.0559	3.594
RSD %	0.9	0.6	18.1	0.2	0.9

Lab Id: **BY06966** Measure Date: **4/25/2017 4:49:24 PM**

Client Id: **BY06966**

Matrix	Weight	Volume	Pct Solid	Dilution	Factor	Units
383961-SS-S08	0.76	50	83	1	79.26	ppm

	Ag	Al	As	B	Ba	Be	Ca
Conc Mean	0.0380	> 6919	24.27	8.626	> 2804	0.4301	> 48990
Std Dev	0.0159	60.35	0.4200	0.0993	17.23	0.0034	767.1
RSD %	41.8	0.9	1.7	1.2	0.6	0.8	1.6

	Cd	Co	Cr	Cu	Fe	K	Mg
Conc Mean	1.393	6.079	> 1296	> 170.7	> 24050	1044	> 8002
Std Dev	0.0190	0.0137	10.70	0.7013	117.7	1.912	34.90
RSD %	1.4	0.2	0.8	0.4	0.5	0.2	0.4

	Mn	Mo	Na	Ni	Pb	Sb	Se
Conc Mean	> 361.4	0.8700	474.1	12.87	> 384.6	18.05	# -2.805
Std Dev	1.298	0.0455	0.5751	0.2025	3.823	0.2214	0.1937
RSD %	0.4	5.2	0.1	1.6	1	1.2	6.9

	Sn	Ti	Tl	V	Zn
Conc Mean	25.09	> 273.6	# -0.5157	23.56	> 435.8
Std Dev	0.3291	1.318	0.4672	0.0637	3.346
RSD %	1.3	0.5	90.6	0.3	0.8

Lab Id: **BY06969** Measure Date: **4/25/2017 4:52:24 PM**

Client Id: **BY06969**

Matrix	Weight	Volume	Pct Solid	Dilution	Factor	Units
383961-SS-S09	0.74	50	81	1	83.42	ppm

	Ag	Al	As	B	Ba	Be	Ca
Conc Mean	# -0.2374	> 11690	2.210	3.067	45.66	0.5830	5190
Std Dev	0.0295	249.7	0.0547	0.0832	0.6470	0.0077	185.5
RSD %	12.4	2.1	2.5	2.7	1.4	1.3	3.6

	Cd	Co	Cr	Cu	Fe	K	Mg
Conc Mean	0.1578	8.124	14.55	9.720	> 20340	1530	2958
Std Dev	0.0121	0.0882	0.2403	0.1613	298.6	9.018	40.30
RSD %	7.7	1.1	1.7	1.7	1.5	0.6	1.4

	Mn	Mo	Na	Ni	Pb	Sb	Se
Conc Mean	> 214.7	0.1246	673.3	8.589	4.779	# -2.161	-1.457
Std Dev	3.028	0.0184	4.316	0.2531	0.1733	0.1464	0.1626
RSD %	1.4	14.8	0.6	2.9	3.6	6.8	11.2

	Sn	Ti	Tl	V	Zn
Conc Mean	2.751	> 721.3	# -4.590	32.73	39.96
Std Dev	0.0646	11.77	3.423	0.4272	0.5220
RSD %	2.3	1.6	74.6	1.3	1.3

Lab Id: **BY06970** Measure Date: **4/25/2017 4:55:25 PM**

Client Id: **BY06970**

Matrix	Weight	Volume	Pct Solid	Dilution	Factor	Units
383961-SS-S10	0.76	50	84	1	78.32	ppm

	Ag	Al	As	B	Ba	Be	Ca
Conc Mean	-0.1293	> 10650	5.006	5.291	257.1	0.4854	> 45650
Std Dev	0.0130	87.47	0.0549	0.0976	0.5033	0.0062	781.5
RSD %	10.1	0.8	1.1	1.8	0.2	1.3	1.7

	Cd	Co	Cr	Cu	Fe	K	Mg
Conc Mean	0.4955	8.509	99.50	34.66	> 22870	1939	> 8363
Std Dev	0.0138	0.0868	0.7349	0.2775	85.63	7.018	17.82
RSD %	2.8	1	0.7	0.8	0.4	0.4	0.2

	Mn	Mo	Na	Ni	Pb	Sb	Se
Conc Mean	> 630.6	1.238	415.1	15.08	> 186.5	# -1.398	# -2.939
Std Dev	1.289	0.0552	1.792	0.2458	1.054	0.5033	0.4399
RSD %	0.2	4.5	0.4	1.6	0.6	36	15

	Sn	Ti	Tl	V	Zn
Conc Mean	3.141	> 438.3	-0.2945	25.95	136.5
Std Dev	0.0147	1.641	0.4719	0.1754	1.448
RSD %	0.5	0.4	160.2	0.7	1.1

Lab Id: **BY06975** Measure Date: **4/25/2017 4:58:26 PM**

Client Id: **BY06975**

Matrix	Weight	Volume	Pct Solid	Dilution	Factor	Units
383961-SS-S11	0.81	50	69	1	89.46	ppm

	Ag	Al	As	B	Ba	Be	Ca
Conc Mean	-0.0547	> 8797	7.010	9.581	403.0	0.3323	> 63400
Std Dev	0.0274	54.74	0.1396	0.0648	1.463	0.0017	579.2
RSD %	50.1	0.6	2	0.7	0.4	0.5	0.9

	Cd	Co	Cr	Cu	Fe	K	Mg
Conc Mean	1.279	5.415	> 2043	136.5	> 27720	982.7	4974
Std Dev	0.0145	0.0061	14.55	0.2335	170.0	9.308	21.73
RSD %	1.1	0.1	0.7	0.2	0.6	0.9	0.4

	Mn	Mo	Na	Ni	Pb	Sb	Se
Conc Mean	> 222.1	1.356	936.0	11.99	126.6	10.85	# -3.759
Std Dev	0.6242	0.0746	2.834	0.2488	0.8037	2.196	0.3117
RSD %	0.3	5.5	0.3	2.1	0.6	20.2	8.3

	Sn	Ti	Tl	V	Zn
Conc Mean	16.47	> 437.2	# -1.119	32.45	> 342.8
Std Dev	0.0816	2.329	0.6254	0.0532	1.105
RSD %	0.5	0.5	55.9	0.2	0.3

Lab Id: **BY06980** Measure Date: **4/25/2017 5:01:27 PM**

Client Id: **BY06980**

Matrix	Weight	Volume	Pct Solid	Dilution	Factor	Units
383961-SS-S12	0.78	50	69	1	92.90	ppm

	Ag	Al	As	B	Ba	Be	Ca
Conc Mean	2.131	> 3135	107.0	5.668	208.9	0.0840	> 90840
Std Dev	0.0259	13.02	0.7739	0.1613	1.290	0.0027	1278
RSD %	1.2	0.4	0.7	2.8	0.6	3.2	1.4

	Cd	Co	Cr	Cu	Fe	K	Mg
Conc Mean	6.257	18.38	> 653.1	> 5034	> 238100	626.3	> 7411
Std Dev	0.0668	0.1134	4.626	25.58	1912	5.645	15.94
RSD %	1.1	0.6	0.7	0.5	0.8	0.9	0.2

	Mn	Mo	Na	Ni	Pb	Sb	Se
Conc Mean	> 903.0	11.27	750.2	57.78	> 19330	116.9	# -20.52
Std Dev	4.927	0.3432	6.057	0.2518	63.72	0.9966	0.7981
RSD %	0.5	3	0.8	0.4	0.3	0.9	3.9

	Sn	Ti	Tl	V	Zn
Conc Mean	> 677.4	137.6	# -6.101	24.12	> 1160
Std Dev	4.811	0.4010	0.3756	0.1352	6.457
RSD %	0.7	0.3	6.2	0.6	0.6

Lab Id: **CCV** Measure Date: **4/25/2017 5:04:29 PM**

Client Id:

Matrix	Weight	Volume	Pct Solid	Dilution	Factor	Units
	1	1	100	1	1.000	ppm

	Ag	Al	As	B	Ba	Be	Ca
Conc Mean	0.2388	0.9846	0.9583	0.9423	0.9843	0.9979	1.056
Std Dev	0.0008	0.0108	0.0087	0.0011	0.0058	0.0084	0.0648
RSD %	0.3	1.1	0.9	0.1	0.6	0.8	6.1

	Cd	Co	Cr	Cu	Fe	K	Mg
Conc Mean	0.9668	0.9805	0.9862	0.9750	> 1.227	5.314	0.9902
Std Dev	0.0066	0.0054	0.0106	0.0047	0.1407	0.0405	0.0097
RSD %	0.7	0.6	1.1	0.5	11.5	0.8	1

	Mn	Mo	Na	Ni	Pb	Sb	Se
Conc Mean	0.9783	0.9838	5.347	0.9780	1.019	0.9602	0.9262
Std Dev	0.0066	0.0029	0.0224	0.0071	0.0160	0.0037	0.0108
RSD %	0.7	0.3	0.4	0.7	1.6	0.4	1.2

	Sn	Ti	Tl	V	Zn
Conc Mean	0.9857	0.9985	0.9383	0.9768	0.9512
Std Dev	0.0085	0.0062	0.0099	0.0041	0.0071
RSD %	0.9	0.6	1.1	0.4	0.7

Lab Id: **CCB** Measure Date: **4/25/2017 5:07:32 PM**

Client Id:

Matrix	Weight	Volume	Pct Solid	Dilution	Factor	Units
	1	1	100	1	1.000	ppm

	Ag	Al	As	B	Ba	Be	Ca
Conc Mean	0.0001	# 0.0013	0.0019	-0.0036	0.0002	-0.0002	> 0.0120
Std Dev	0.0001	0.0008	0.0005	0.0008	0.0001	0.0000	0.0082
RSD %	100	61.5	26.3	22.2	50	0	68.3

	Cd	Co	Cr	Cu	Fe	K	Mg
Conc Mean	0.0000	0.0001	0.0002	-0.0002	> 0.0611	0.0273	0.0007
Std Dev	0.0000	0.0001	0.0002	0.0006	0.0194	0.0008	0.0007
RSD %		100	100	300	31.8	2.9	100

	Mn	Mo	Na	Ni	Pb	Sb	Se
Conc Mean	0.0003	0.0051	0.0665	0.0004	> 0.0297	> 0.0093	0.0049
Std Dev	0.0001	0.0008	0.0016	0.0000	0.0046	0.0030	0.0009
RSD %	33.3	15.7	2.4	0	15.5	32.3	18.4

	Sn	Ti	Tl	V	Zn
Conc Mean	0.0057	0.0024	0.0002	0.0001	-0.0022
Std Dev	0.0007	0.0001	0.0023	0.0002	0.0002
RSD %	12.3	4.2	1150	200	9.1

Lab Id: **CRDL** Measure Date: **4/25/2017 5:37:39 PM**

Client Id:

Matrix	Weight	Volume	Pct Solid	Dilution	Factor	Units
WM	1	1	100	1	1.000	ppm

	Ag	Al	As	B	Ba	Be	Ca
Conc Mean	0.0045	0.0526	0.0199	0.0426	0.0100	0.0046	0.0497
Std Dev	0.0000	0.0006	0.0014	0.0009	0.0000	0.0001	0.0002
RSD %	0	1.1	7	2.1	0	2.2	0.4

	Cd	Co	Cr	Cu	Fe	K	Mg
Conc Mean	0.0049	0.0049	0.0049	0.0037	0.0391	0.5473	0.0506
Std Dev	0.0001	0.0001	0.0001	0.0003	0.0023	0.0026	0.0002
RSD %	2	2	2	8.1	5.9	0.5	0.4

	Mn	Mo	Na	Ni	Pb	Sb	Se
Conc Mean	0.0051	0.0483	0.5421	0.0053	0.0130	0.0229	0.0454
Std Dev	0.0001	0.0004	0.0036	0.0001	0.0000	0.0003	0.0022
RSD %	2	0.8	0.7	1.9	0	1.3	4.8

	Sn	Ti	Tl	V	Zn
Conc Mean	0.0989	0.0553	0.0193	0.0101	0.0081
Std Dev	0.0012	0.0003	0.0026	0.0004	0.0001
RSD %	1.2	0.5	13.5	4	1.2

Lab Id: **ICSA** Measure Date: **4/25/2017 5:46:44 PM**

Client Id:

Matrix	Weight	Volume	Pct Solid	Dilution	Factor	Units
WM	1	1	100	1	1.000	ppm

	Ag	Al	As	B	Ba	Be	Ca
Conc Mean	-0.0003	> 30.60	-0.0010	-0.0044	0.0003	-0.0004	> 146.7
Std Dev	0.0001	0.5075	0.0012	0.0005	0.0000	0.0000	4.303
RSD %	33.3	1.7	120	11.4	0	0	2.9

	Cd	Co	Cr	Cu	Fe	K	Mg
Conc Mean	0.0015	0.0009	-0.0017	-0.0015	124.2	0.0380	74.37
Std Dev	0.0001	0.0001	0.0001	0.0004	0.9800	0.0017	0.4836
RSD %	6.7	11.1	5.9	26.7	0.8	4.5	0.7

	Mn	Mo	Na	Ni	Pb	Sb	Se
Conc Mean	0.0011	-0.0016	26.02	0.0007	0.0049	# -0.0162	-0.0087
Std Dev	0.0001	0.0005	0.3331	0.0006	0.0010	0.0006	0.0017
RSD %	9.1	31.3	1.3	85.7	20.4	3.7	19.5

	Sn	Ti	Tl	V	Zn
Conc Mean	0.0021	0.0013	-0.0051	0.0001	0.0076
Std Dev	0.0003	0.0000	0.0011	0.0006	0.0002
RSD %	14.3	0	21.6	600	2.6

Lab Id: **ICSAB** Measure Date: **4/25/2017 5:49:45 PM**

Client Id:

Matrix	Weight	Volume	Pct Solid	Dilution	Factor	Units
WM	1	1	100	1	1.000	ppm

	Ag	Al	As	B	Ba	Be	Ca
Conc Mean	0.3135	> 31.00	0.9734	0.5027	0.2958	0.1006	> 148.6
Std Dev	0.0017	0.2193	0.0088	0.0034	0.0005	0.0005	3.570
RSD %	0.5	0.7	0.9	0.7	0.2	0.5	2.4

	Cd	Co	Cr	Cu	Fe	K	Mg
Conc Mean	0.2896	0.2980	0.2947	0.3051	> 125.9	23.17	> 75.31
Std Dev	0.0016	0.0010	0.0006	0.0012	0.2954	0.1388	0.0895
RSD %	0.6	0.3	0.2	0.4	0.2	0.6	0.1

	Mn	Mo	Na	Ni	Pb	Sb	Se
Conc Mean	0.2005	0.3028	26.54	0.2961	0.9731	0.9832	0.4900
Std Dev	0.0007	0.0015	0.0579	0.0017	0.0085	0.0023	0.0017
RSD %	0.3	0.5	0.2	0.6	0.9	0.2	0.3

	Sn	Ti	Tl	V	Zn
Conc Mean	0.0001	1.021	0.9597	0.2975	0.2999
Std Dev	0.0003	0.0035	0.0084	0.0003	0.0055
RSD %	300	0.3	0.9	0.1	1.8

Lab Id: **ICV** Measure Date: **4/26/2017 5:54:04 AM**

Client Id:

Matrix	Weight	Volume	Pct Solid	Dilution	Factor	Units
	1	1	100	1	1.000	ppm

	Ag	Al	As	B	Ba	Be	Ca
Conc Mean	0.2532	1.007	1.037	1.021	1.020	1.040	1.024
Std Dev	0.0011	0.0377	0.0117	0.0069	0.0268	0.0379	0.0198
RSD %	0.4	3.7	1.1	0.7	2.6	3.6	1.9

	Cd	Co	Cr	Cu	Fe	K	Mg
Conc Mean	1.019	1.018	1.025	1.019	1.045	5.076	1.028
Std Dev	0.0274	0.0276	0.0439	0.0299	0.0379	0.0207	0.0321
RSD %	2.7	2.7	4.3	2.9	3.6	0.4	3.1

	Mn	Mo	Na	Ni	Pb	Sb	Se
Conc Mean	1.013	1.025	4.987	1.007	1.015	1.024	0.9989
Std Dev	0.0338	0.0155	0.0532	0.0304	0.0069	0.0199	0.0059
RSD %	3.3	1.5	1.1	3	0.7	1.9	0.6

	Sn	Ti	Tl	V	Zn
Conc Mean	1.045	1.037	1.012	1.020	1.009
Std Dev	0.0240	0.0368	0.0067	0.0315	0.0296
RSD %	2.3	3.5	0.7	3.1	2.9

Lab Id: **ICB** Measure Date: **4/26/2017 6:06:10 AM**

Client Id:

Matrix	Weight	Volume	Pct Solid	Dilution	Factor	Units
	1	1	100	1	1.000	ppm

	Ag	Al	As	B	Ba	Be	Ca
Conc Mean	0.0001	# -0.0001	-0.0008	-0.0054	0.0004	0.0000	0.0056
Std Dev	0.0001	0.0003	0.0037	0.0002	0.0000	0.0000	0.0002
RSD %	100	300	462.5	3.7	0		3.6

	Cd	Co	Cr	Cu	Fe	K	Mg
Conc Mean	0.0001	-0.0001	0.0000	0.0006	-0.0016	-0.0063	0.0002
Std Dev	0.0001	0.0001	0.0001	0.0002	0.0002	0.0007	0.0000
RSD %	100	100		33.3	12.5	11.1	0

	Mn	Mo	Na	Ni	Pb	Sb	Se
Conc Mean	0.0001	0.0010	# -0.0996	0.0000	-0.0002	> 0.0077	0.0015
Std Dev	0.0000	0.0006	0.0018	0.0001	0.0008	0.0012	0.0047
RSD %	0	60	1.8		400	15.6	313.3

	Sn	Ti	Tl	V	Zn
Conc Mean	0.0051	0.0005	0.0009	0.0003	0.0006
Std Dev	0.0013	0.0001	0.0008	0.0006	0.0001
RSD %	25.5	20	88.9	200	16.7

Lab Id: **I-CRDL** Measure Date: **4/26/2017 6:13:12 AM**

Client Id:

Matrix	Weight	Volume	Pct Solid	Dilution	Factor	Units
	1	1	100	1	1.000	ppm

	Ag	Al	As	B	Ba	Be	Ca
Conc Mean	0.0048	0.0483	0.0198	0.0447	0.0105	0.0051	0.0534
Std Dev	0.0001	0.0009	0.0012	0.0009	0.0001	0.0001	0.0003
RSD %	2.1	1.9	6.1	2	1	2	0.6

	Cd	Co	Cr	Cu	Fe	K	Mg
Conc Mean	0.0053	0.0050	0.0052	0.0054	0.0227	0.4809	0.0505
Std Dev	0.0000	0.0002	0.0003	0.0003	0.0001	0.0029	0.0011
RSD %	0	4	5.8	5.6	0.4	0.6	2.2

	Mn	Mo	Na	Ni	Pb	Sb	Se
Conc Mean	0.0051	0.0504	0.3843	0.0050	0.0092	0.0282	0.0510
Std Dev	0.0001	0.0002	0.0022	0.0001	0.0016	0.0001	0.0011
RSD %	2	0.4	0.6	2	17.4	0.4	2.2

	Sn	Ti	Tl	V	Zn
Conc Mean	0.1061	0.0506	0.0221	0.0106	0.0111
Std Dev	0.0003	0.0008	0.0013	0.0003	0.0001
RSD %	0.3	1.6	5.9	2.8	0.9

Lab Id: **I-ICSA** Measure Date: ***4/26/2017 6:16:13 AM***

Client Id:

Matrix	Weight	Volume	Pct Solid	Dilution	Factor	Units
	1	1	100	1	1.000	ppm

	Ag	Al	As	B	Ba	Be	Ca
Conc Mean	-0.0002	> 30.37	-0.0019	-0.0069	0.0007	0.0000	143.4
Std Dev	0.0003	1.005	0.0002	0.0008	0.0000	0.0000	1.103
RSD %	150	3.3	10.5	11.6	0		0.8

	Cd	Co	Cr	Cu	Fe	K	Mg
Conc Mean	0.0014	0.0009	-0.0016	-0.0001	122.8	-0.0020	> 74.55
Std Dev	0.0001	0.0002	0.0002	0.0002	3.161	0.0007	1.596
RSD %	7.1	22.2	12.5	200	2.6	35	2.1

	Mn	Mo	Na	Ni	Pb	Sb	Se
Conc Mean	0.0012	-0.0011	24.92	0.0004	0.0054	# -0.0144	-0.0059
Std Dev	0.0000	0.0002	0.0504	0.0004	0.0021	0.0034	0.0015
RSD %	0	18.2	0.2	100	38.9	23.6	25.4

	Sn	Ti	Tl	V	Zn
Conc Mean	0.0018	0.0000	-0.0024	-0.0001	0.0105
Std Dev	0.0005	0.0001	0.0005	0.0001	0.0002
RSD %	27.8		20.8	100	1.9

Lab Id: **I-ICSAB** Measure Date: **4/26/2017 6:24:34 AM**

Client Id:

Matrix	Weight	Volume	Pct Solid	Dilution	Factor	Units
	1	1	100	1	1.000	ppm

	Ag	Al	As	B	Ba	Be	Ca
Conc Mean	0.3154	> 30.10	0.9843	0.5037	0.2884	0.1005	139.7
Std Dev	0.0010	0.9431	0.0114	0.0024	0.0042	0.0015	4.541
RSD %	0.3	3.1	1.2	0.5	1.5	1.5	3.3

	Cd	Co	Cr	Cu	Fe	K	Mg
Conc Mean	0.2942	0.2930	0.2925	0.3008	122.2	21.55	73.86
Std Dev	0.0004	0.0032	0.0019	0.0007	2.749	0.0807	1.275
RSD %	0.1	1.1	0.6	0.2	2.2	0.4	1.7

	Mn	Mo	Na	Ni	Pb	Sb	Se
Conc Mean	0.1982	0.2959	25.20	0.2889	0.9726	0.9871	0.4929
Std Dev	0.0028	0.0033	0.0867	0.0032	0.0122	0.0120	0.0037
RSD %	1.4	1.1	0.3	1.1	1.3	1.2	0.8

	Sn	Ti	Tl	V	Zn
Conc Mean	0.0002	1.004	0.9815	0.2968	0.3089
Std Dev	0.0010	0.0192	0.0073	0.0006	0.0001
RSD %	500	1.9	0.7	0.2	0

Lab Id: **CCV** Measure Date: **4/26/2017 9:57:50 AM**

Client Id:

Matrix	Weight	Volume	Pct Solid	Dilution	Factor	Units
	1	1	100	1	1.000	ppm

	Ag	Al	As	B	Ba	Be	Ca
Conc Mean	0.2339	0.9570	0.9505	0.9284	0.9505	0.9911	0.9963
Std Dev	0.0015	0.0208	0.0086	0.0062	0.0070	0.0072	0.0627
RSD %	0.6	2.2	0.9	0.7	0.7	0.7	6.3

	Cd	Co	Cr	Cu	Fe	K	Mg
Conc Mean	0.9657	0.9495	0.9771	0.9462	0.9835	5.039	0.9800
Std Dev	0.0076	0.0041	0.0035	0.0035	0.0424	0.0777	0.0124
RSD %	0.8	0.4	0.4	0.4	4.3	1.5	1.3

	Mn	Mo	Na	Ni	Pb	Sb	Se
Conc Mean	0.9627	0.9594	4.897	0.9417	0.9500	0.9502	0.9211
Std Dev	0.0087	0.0090	0.0439	0.0059	0.0111	0.0039	0.0016
RSD %	0.9	0.9	0.9	0.6	1.2	0.4	0.2

	Sn	Ti	Tl	V	Zn
Conc Mean	0.9759	0.9786	0.9452	0.9636	0.9520
Std Dev	0.0130	0.0027	0.0070	0.0064	0.0085
RSD %	1.3	0.3	0.7	0.7	0.9

Lab Id: **CCB** Measure Date: **4/26/2017 10:00:52 AM**

Client Id:

Matrix	Weight	Volume	Pct Solid	Dilution	Factor	Units
	1	1	100	1	1.000	ppm

	Ag	Al	As	B	Ba	Be	Ca
Conc Mean	0.0002	# 0.0004	0.0014	-0.0126	0.0004	0.0002	0.0065
Std Dev	0.0001	0.0003	0.0026	0.0006	0.0000	0.0000	0.0003
RSD %	50	75	185.7	4.8	0	0	4.6

	Cd	Co	Cr	Cu	Fe	K	Mg
Conc Mean	0.0001	-0.0002	0.0001	0.0005	0.0009	0.0060	0.0001
Std Dev	0.0000	0.0001	0.0002	0.0001	0.0001	0.0004	0.0000
RSD %	0	50	200	20	11.1	6.7	0

	Mn	Mo	Na	Ni	Pb	Sb	Se
Conc Mean	0.0002	0.0066	# -0.1429	0.0002	0.0011	> 0.0080	0.0068
Std Dev	0.0001	0.0012	0.0004	0.0003	0.0012	0.0003	0.0026
RSD %	50	18.2	0.3	150	109.1	3.8	38.2

	Sn	Ti	Tl	V	Zn
Conc Mean	0.0067	0.0029	0.0013	0.0005	0.0007
Std Dev	0.0012	0.0001	0.0004	0.0004	0.0001
RSD %	17.9	3.4	30.8	80	14.3

Lab Id: **BY06958** Measure Date: **4/26/2017 10:15:54 AM**

Client Id: **BY06958**

Matrix	Weight	Volume	Pct Solid	Dilution	Factor	Units
383961-SS-S01	0.83	50	79	100	7625	ppm

	Ag	Al	As	B	Ba	Be	Ca
Conc Mean	0.1065	5961	11.42	-113.0	1152	1.214	35070
Std Dev	1.424	63.18	17.43	2.066	14.17	0.2358	1914
RSD %	1337.1	1.1	152.6	1.8	1.2	19.4	5.5

	Cd	Co	Cr	Cu	Fe	K	Mg
Conc Mean	1.323	3.936	2413	104.1	21890	967.3	6315
Std Dev	0.1321	1.659	20.46	1.136	295.4	11.30	33.40
RSD %	10	42.1	0.8	1.1	1.3	1.2	0.5

	Mn	Mo	Na	Ni	Pb	Sb	Se
Conc Mean	233.3	-0.5582	# -745.1	10.97	317.7	37.51	-2.669
Std Dev	2.475	2.224	7.360	0.9758	12.19	16.96	12.04
RSD %	1.1	398.4	1	8.9	3.8	45.2	451.1

	Sn	Ti	Tl	V	Zn
Conc Mean	12.06	300.0	10.73	25.59	378.0
Std Dev	5.216	3.206	7.962	1.212	3.374
RSD %	43.3	1.1	74.2	4.7	0.9

Lab Id: **BY06975** Measure Date: **4/26/2017 10:18:55 AM**

Client Id: **BY06975**

Matrix	Weight	Volume	Pct Solid	Dilution	Factor	Units
383961-SS-S01	0.81	50	69	100	8946	ppm

	Ag	Al	As	B	Ba	Be	Ca
Conc Mean	-1.294	7283	-9.555	-130.3	383.1	1.530	44690
Std Dev	0.8071	22.48	1.979	3.271	1.340	0.2111	981.3
RSD %	62.4	0.3	20.7	2.5	0.3	13.8	2.2

	Cd	Co	Cr	Cu	Fe	K	Mg
Conc Mean	1.506	3.888	2056	120.4	26760	901.0	4797
Std Dev	0.7180	1.330	6.661	1.467	159.7	8.696	8.578
RSD %	47.7	34.2	0.3	1.2	0.6	1	0.2

	Mn	Mo	Na	Ni	Pb	Sb	Se
Conc Mean	224.7	-1.617	# -537.9	15.46	127.0	-4.938	-3.298
Std Dev	1.032	2.406	11.53	1.113	8.941	4.429	18.79
RSD %	0.5	148.8	2.1	7.2	7	89.7	569.7

	Sn	Ti	Tl	V	Zn
Conc Mean	17.27	452.2	-0.6192	34.22	369.0
Std Dev	4.962	2.731	10.56	3.670	3.597
RSD %	28.7	0.6	1705.4	10.7	1

Lab Id: **BY06980** Measure Date: **4/26/2017 10:21:56 AM**

Client Id: **BY06980**

Matrix	Weight	Volume	Pct Solid	Dilution	Factor	Units
383961-SS-S01	0.78	50	69	1000	92900	ppm

	Ag	Al	As	B	Ba	Be	Ca
Conc Mean	7.847	2473	126.9	-1475	221.1	14.30	82040
Std Dev	21.11	66.93	86.44	9.075	3.955	4.193	793.3
RSD %	269	2.7	68.1	0.6	1.8	29.3	1

	Cd	Co	Cr	Cu	Fe	K	Mg
Conc Mean	6.587	-4.753	623.7	3815	222200	1196	7024
Std Dev	3.589	5.621	7.598	25.01	616.9	22.67	69.06
RSD %	54.5	118.3	1.2	0.7	0.3	1.9	1

	Mn	Mo	Na	Ni	Pb	Sb	Se
Conc Mean	886.1	-19.25	# -12980	50.91	18720	-8.790	-57.44
Std Dev	12.41	18.20	106.4	15.42	224.3	82.43	96.80
RSD %	1.4	94.5	0.8	30.3	1.2	937.8	168.5

	Sn	Ti	Tl	V	Zn
Conc Mean	654.2	273.4	-47.27	5.011	1195
Std Dev	99.66	13.52	174.7	46.59	6.798
RSD %	15.2	4.9	369.6	929.8	0.6

Lab Id: **BY06980** Measure Date: **4/26/2017 10:24:55 AM**

Client Id: **BY06980**

Matrix	Weight	Volume	Pct Solid	Dilution	Factor	Units
383961-SS-S01	0.78	50	69	100	9290	ppm

	Ag	Al	As	B	Ba	Be	Ca
Conc Mean	0.9943	2270	97.08	-139.4	191.7	1.054	67060
Std Dev	1.193	23.16	10.42	4.769	0.9998	0.2419	676.3
RSD %	120	1	10.7	3.4	0.5	23	1

	Cd	Co	Cr	Cu	Fe	K	Mg
Conc Mean	6.368	14.85	623.3	3837	232300	545.5	6973
Std Dev	0.1239	0.9206	8.275	24.43	3108	9.330	86.93
RSD %	1.9	6.2	1.3	0.6	1.3	1.7	1.2

	Mn	Mo	Na	Ni	Pb	Sb	Se
Conc Mean	868.0	5.165	# -805.4	56.23	> 19090	109.9	-1.885
Std Dev	8.770	3.038	9.657	3.473	53.67	10.84	8.167
RSD %	1	58.8	1.2	6.2	0.3	9.9	433.3

	Sn	Ti	Tl	V	Zn
Conc Mean	661.4	138.6	6.841	24.17	1146
Std Dev	12.87	0.4297	16.47	0.3761	24.60
RSD %	1.9	0.3	240.8	1.6	2.1

Lab Id: **CCV** Measure Date: **4/26/2017 10:33:55 AM**

Client Id:

Matrix	Weight	Volume	Pct Solid	Dilution	Factor	Units
	1	1	100	1	1.000	ppm

	Ag	Al	As	B	Ba	Be	Ca
Conc Mean	0.2282	0.9198	0.9384	0.9073	0.9319	0.9760	0.9401
Std Dev	0.0006	0.0028	0.0063	0.0024	0.0037	0.0015	0.0018
RSD %	0.3	0.3	0.7	0.3	0.4	0.2	0.2

	Cd	Co	Cr	Cu	Fe	K	Mg
Conc Mean	0.9451	0.9327	0.9539	0.9230	0.9512	4.794	0.9595
Std Dev	0.0046	0.0020	0.0021	0.0038	0.0012	0.0319	0.0030
RSD %	0.5	0.2	0.2	0.4	0.1	0.7	0.3

	Mn	Mo	Na	Ni	Pb	Sb	Se
Conc Mean	0.9475	0.9429	4.678	0.9254	0.9363	0.9313	# 0.8991
Std Dev	0.0023	0.0020	0.0345	0.0017	0.0014	0.0029	0.0025
RSD %	0.2	0.2	0.7	0.2	0.1	0.3	0.3

	Sn	Ti	Tl	V	Zn
Conc Mean	0.9649	0.9556	0.9269	0.9412	0.9267
Std Dev	0.0051	0.0019	0.0070	0.0020	0.0060
RSD %	0.5	0.2	0.8	0.2	0.6

Lab Id: **CCB** Measure Date: ***4/26/2017 10:36:56 AM***

Client Id:

Matrix	Weight	Volume	Pct Solid	Dilution	Factor	Units
	1	1	100	1	1.000	ppm

	Ag	Al	As	B	Ba	Be	Ca
Conc Mean	0.0002	# -0.0002	0.0001	-0.0127	0.0004	0.0002	0.0049
Std Dev	0.0001	0.0001	0.0006	0.0009	0.0000	0.0000	0.0007
RSD %	50	50	600	7.1	0	0	14.3

	Cd	Co	Cr	Cu	Fe	K	Mg
Conc Mean	0.0001	-0.0002	0.0001	0.0005	0.0030	0.0076	-0.0001
Std Dev	0.0000	0.0001	0.0001	0.0002	0.0005	0.0004	0.0001
RSD %	0	50	100	40	16.7	5.3	100

	Mn	Mo	Na	Ni	Pb	Sb	Se
Conc Mean	0.0002	0.0062	# -0.1419	0.0000	0.0013	0.0050	0.0071
Std Dev	0.0000	0.0008	0.0012	0.0001	0.0011	0.0038	0.0008
RSD %	0	12.9	0.8		84.6	76	11.3

	Sn	Ti	Tl	V	Zn
Conc Mean	0.0060	0.0023	0.0004	0.0000	0.0004
Std Dev	0.0005	0.0001	0.0013	0.0004	0.0000
RSD %	8.3	4.3	325		0

Lab Id: **CRDL** Measure Date: **4/26/2017 10:54:55 AM**

Client Id:

Matrix	Weight	Volume	Pct Solid	Dilution	Factor	Units
WM	1	1	100	1	1.000	ppm

	Ag	Al	As	B	Ba	Be	Ca
Conc Mean	0.0044	0.0472	0.0171	0.0327	0.0098	0.0050	0.0574
Std Dev	0.0001	0.0003	0.0002	0.0006	0.0001	0.0000	0.0004
RSD %	2.3	0.6	1.2	1.8	1	0	0.7

	Cd	Co	Cr	Cu	Fe	K	Mg
Conc Mean	0.0050	0.0047	0.0048	0.0050	0.0288	0.4867	0.0499
Std Dev	0.0001	0.0001	0.0001	0.0000	0.0004	0.0017	0.0002
RSD %	2	2.1	2.1	0	1.4	0.3	0.4

	Mn	Mo	Na	Ni	Pb	Sb	Se
Conc Mean	0.0050	0.0475	0.3417	0.0051	0.0082	0.0243	0.0462
Std Dev	0.0000	0.0001	0.0026	0.0002	0.0009	0.0026	0.0013
RSD %	0	0.2	0.8	3.9	11	10.7	2.8

	Sn	Ti	Tl	V	Zn
Conc Mean	0.0972	0.0489	0.0200	0.0103	0.0112
Std Dev	0.0010	0.0004	0.0008	0.0003	0.0001
RSD %	1	0.8	4	2.9	0.9

Lab Id: **ICSA** Measure Date: **4/26/2017 10:57:55 AM**

Client Id:

Matrix	Weight	Volume	Pct Solid	Dilution	Factor	Units
WM	1	1	100	1	1.000	ppm

	Ag	Al	As	B	Ba	Be	Ca
Conc Mean	-0.0001	29.04	-0.0027	-0.0142	0.0008	0.0002	130.6
Std Dev	0.0001	0.3006	0.0019	0.0004	0.0000	0.0000	0.3675
RSD %	100	1	70.4	2.8	0	0	0.3

	Cd	Co	Cr	Cu	Fe	K	Mg
Conc Mean	0.0015	0.0007	-0.0015	0.0007	117.4	0.0151	71.10
Std Dev	0.0001	0.0001	0.0001	0.0002	1.811	0.0014	0.7532
RSD %	6.7	14.3	6.7	28.6	1.5	9.3	1.1

	Mn	Mo	Na	Ni	Pb	Sb	Se
Conc Mean	0.0013	-0.0011	24.33	0.0006	0.0033	# -0.0152	-0.0059
Std Dev	0.0000	0.0002	0.1486	0.0005	0.0027	0.0016	0.0012
RSD %	0	18.2	0.6	83.3	81.8	10.5	20.3

	Sn	Ti	Tl	V	Zn
Conc Mean	0.0020	0.0004	-0.0015	0	0.0113
Std Dev	0.0011	0.0001	0.0015	0.0003	0.0003
RSD %	55	25	100		2.7

Lab Id: **ICSAB** Measure Date: **4/26/2017 11:00:55 AM**

Client Id:

Matrix	Weight	Volume	Pct Solid	Dilution	Factor	Units
WM	1	1	100	1	1.000	ppm

	Ag	Al	As	B	Ba	Be	Ca
Conc Mean	0.3006	29.12	0.9364	0.4720	0.2761	0.0973	129.5
Std Dev	0.0030	0.1125	0.0113	0.0055	0.0015	0.0009	2.164
RSD %	1	0.4	1.2	1.2	0.5	0.9	1.7

	Cd	Co	Cr	Cu	Fe	K	Mg
Conc Mean	0.2810	0.2805	0.2825	0.2909	118.2	21.09	71.36
Std Dev	0.0035	0.0025	0.0026	0.0030	1.149	0.0877	0.6236
RSD %	1.2	0.9	0.9	1	1	0.4	0.9

	Mn	Mo	Na	Ni	Pb	Sb	Se
Conc Mean	0.1903	0.2849	24.66	0.2786	0.9257	0.9430	0.4664
Std Dev	0.0021	0.0023	0.0793	0.0018	0.0072	0.0088	0.0041
RSD %	1.1	0.8	0.3	0.6	0.8	0.9	0.9

	Sn	Ti	Tl	V	Zn
Conc Mean	-0.0009	0.9706	0.9314	0.2846	0.2961
Std Dev	0.0007	0.0093	0.0158	0.0026	0.0034
RSD %	77.8	1	1.7	0.9	1.1

Mercury Soil Digestion

HGSMPREP-384016 **QAQC Code** #QHG-SM **QAQC Sample #** BY06962 04/25/17 5:43 AM

Sample / C#	Acode	Dept	Initial Vol(mL)	Auto Block #	Final Vol (ml)	Cell #	Comments	Start Date	Finish Date	Initials
BY06962 **	BLK		0.62	3	40		(1)	04/25	04/25	W/W
BY06962 ** - 6	DUP		0.69	3	40			04/25	04/25	W/W
BY06962 **	LCS		0.65	3	40		1.0mL SP	04/25	04/25	W/W
BY06962 **	LCSD		0.64	3	40		1.0mL SP	04/25	04/25	W/W
BY06962 ** - 6	MS		0.60	3	40		1.0mL SP	04/25	04/25	W/W
BY04116 * - 1	HGSMPREP	ICP14 HG VOA	0.69	3	40			04/25	04/25	W/W
BY06958 ** - 2	HGSMPREP	ICP22 HG VOA	0.62	3	40			04/25	04/25	W/W
BY06959 ** - 1	HGSMPREP	ICP22 HG VOA	0.65	3	40			04/25	04/25	W/W
BY06961 ** - 1	HGSMPREP	ICP22 HG VOA	0.63	3	40			04/25	04/25	W/W
BY06962 ** - 6	HGSMPREP	ICP22 HG VOA	0.64	3	40			04/25	04/25	W/W
BY06966 ** - 4	HGSMPREP	ICP22 HG VOA	0.61	3	40			04/25	04/25	W/W
BY06969 ** - 4	HGSMPREP	ICP22 HG VOA	0.63	3	40			04/25	04/25	W/W
BY06970 ** - 4	HGSMPREP	ICP22 HG VOA	0.63	3	40			04/25	04/25	W/W
BY06975 ** - 2	HGSMPREP	ICP22 HG VOA	0.60	3	40			04/25	04/25	W/W
BY06980 ** - 3	HGSMPREP	ICP22 HG VOA	0.62	3	40			04/25	04/25	W/W
BY08215 - 2	HGSMPREP	ICP7 HG	0.64	3	40			04/25	04/25	W/W
BY08216 - 4	HGSMPREP	ICP7 HG	0.63	3	40			04/25	04/25	W/W
BY08218 - 4	HGSMPREP	ICP22 HG	0.60	3	40			04/25	04/25	W/W
BY08599 ** - 4	HGSMPREP	ICP15 HG VOA	0.63	3	40			04/25	04/25	W/W
BY08600 ** - 5	HGSMPREP	ICP15 HG VOA	0.63	3	40			04/25	04/25	W/W
BY08601 ** - 4	HGSMPREP	ICP15 HG VOA	0.61	3	40			04/25	04/25	W/W
BY08602 ** - 6	HGSMPREP	ICP15 HG VOA	0.63	3	40			04/25	04/25	W/W
BY08666 * - 3	HGSMPREP	ICP7 HG	0.64	3	40			04/25	04/25	W/W
BY08711 ** - 4	HGSMPREP	ICP7 HG VOA	0.65	3	40			04/25	04/25	W/W
BY08716 ** - 6	HGSMPREP	ICP7 HG VOA	0.68	3	40			04/25	04/25	W/W

QC Rpt Cmnt

Prep Comment

Post Comment BALANCE = TCLP TOP LOADER

Surrogate Id # --
Spike # IN VENT J2-HG02134
LCSID # IN VENT J2-HG02134

Tracking #
Tracking # AA03C
Tracking # AA03C

Time In 7:55
Time Out 8:25
Temp 95

Standards **Time Basic**

Vendor Id	Item ID	Phoenix Lot Number	Vendor Lot Number	Expiration Date
Fisher	Hydrochloric Acid	S#5KS	4116090	04/21/18
Fisher	Nitric Acid	S#68W	1116100	04/19/18
Phoenix	AA - Mercury Standard 100ppb	AA03C	----------	10/15/17
Phoenix	AA - Mercury Standard 10ppm	AA03B	----------	10/15/17
Phoenix	PREP - NACL HYDROXYLAMINE HYDROCHLORID	PREP04A	----------	04/19/18
Phoenix	PREP - POTASSIUM PERMANGANATE	PREP03W	----------	04/18/18

Total Metals Digest, Soils

TMD-SM-383961 **QAQC Code** #Q$ICP-SM **QAQC Sample #** BY06962 04/24/17 3:25 PM

Sample / C#	Acode	Dept	Initial Vol(mL)	Auto Block #	Final Vol (ml)	IPH	Comments	Start Date	Finish Date	Initials
BY06962 **	BLK		0.75	VUL	50		(2)	04/24	04/25	Z/AG
BY06962 **	LCS		0.265	VUL	50		1 mL of e	04/24	04/25	Z/AG
BY06962 ** - 6	MS		0.80	VUL	50		1 mL of e	04/24	04/25	Z/AG
BY06962 ** - 6	DUP		0.77	VUL	50			04/24	04/25	Z/AG
BY06334 - 1	TMD-SM	ICP14 HG	0.75	VUL	50			04/24	04/25	Z/AG
BY06337 - 1	TMD-SM	ICP14 HG	0.78	VUL	50			04/24	04/25	Z/AG
BY06339 - 4	TMD-SM	ICP14 HG	0.80	VUL	50			04/24	04/25	Z/AG
BY06958 ** - 2	TMD-SM	ICP22 HG	0.83	VUL	50			04/24	04/25	Z/AG
BY06959 ** - 1	TMD-SM	ICP22 HG	0.85	VUL	50			04/24	04/25	Z/AG
BY06961 ** - 1	TMD-SM	ICP22 HG	0.78	VUL	50			04/24	04/25	Z/AG
BY06962 ** - 6	TMD-SM	ICP22 HG	0.81	VUL	50			04/24	04/25	Z/AG
BY06966 ** - 4	TMD-SM	ICP22 HG	0.76	VUL	50			04/24	04/25	Z/AG
BY06969 ** - 4	TMD-SM	ICP22 HG	0.74	VUL	50			04/24	04/25	Z/AG
BY06970 ** - 4	TMD-SM	ICP22 HG	0.76	VUL	50			04/24	04/25	Z/AG
BY06975 ** - 2	TMD-SM	ICP22 HG	0.81	VUL	50			04/24	04/25	Z/AG
BY06980 ** - 3	TMD-SM	ICP22 HG	0.78	VUL	50			04/24	04/25	Z/AG
BY08071 - 4	TMD-SM	ICP2	0.72	VUL	50			04/24	04/25	Z/AG
BY08072 - 3	TMD-SM	ICP2	0.83	VUL	50			04/24	04/25	Z/AG
BY08081 - 6	TMD-SM	ICP7 HG	0.74	VUL	50			04/24	04/25	Z/AG
BY08600 ** - 8	TMD-SM	ICP15 HG	0.71	VUL	50			04/24	04/25	Z/AG
BY08601 ** - 8	TMD-SM	ICP15 HG	0.73	VUL	50			04/24	04/25	Z/AG
BY08602 ** - 8	TMD-SM	ICP15 HG	0.76	VUL	50			04/24	04/25	Z/AG
BY08711 ** - 4	TMD-SM	ICP7 HG	0.78	VUL	50			04/24	04/25	Z/AG
BY08716 ** - 6	TMD-SM	ICP7 HG	0.78	VUL	50			04/24	04/25	Z/AG

QC Rpt Cmnt

Prep Comment Metals: Ag18, Al9, As18, Ba18, Be15, Ca9, Cd20, Co9, Cr18, Cu15, Fe9, K9, Mg9, Mn9, Na9, Ni15, Pb20, Sb15, Se18, Tl15, V15, Zn15 || Temp 95'C

Post Comment

Surrogate Id # **Tracking #** **Time In**

Spike # **Tracking #** **Time Out**

LCSID # *D090 **Tracking #** **Temp**

Standards **Time Basic**

Vendor Id	Item ID	Phoenix Lot Number	Vendor Lot Number	Expiration Date
Absolute Stand	Zirconium (Zr)			
Brand-Nu	Hydrogen Peroxide 30% (6x500ml)	S#6CD	0120W08	10/06/17
ERA	Metals In Soil	S#3UK	D090-540	01/31/19
Fisher	Hydrochloric Acid	S#68R	4116090	04/24/18
Fisher	Nitric Acid	S#68V	1116100	04/21/18
Inorganic Vent	Second Source 1	S#5L0	K2-MEB650696	04/14/18
Inorganic Vent	Second Source 2	S#5L5	K2-MEB650697	04/14/18

PHOENIX
Environmental Laboratories, Inc.

587 East Middle Turnpike, P.O. Box 370, Manchester, CT 06040
Telephone: 860.645.1102 • Fax: 860.645.0823

NY ANALYTICAL SERVICES PROTOCOL DATA PACKAGE

NETC

125 BATH ST

GBY54991

Ver 1

Data Package Table of Contents

GBY54991 Analytical Report 9
- Cover Letter 9
- Project Summary 10
- SDG Comments 14
- Analytical Report 15
- QA/QC Report 63
- Sample Criteria Audit Report 69
- Analysis Narratives 70
- NY Temp Narration 75
- COC-GBY54991.pdf 76

GBY54991 Semi-Volatiles Soil V1 77
- Organic Flags 78
- Non-Conformance Summary 79
- Monitoring Compound Recovery (Form 2) 81
- Spike Recovery (Form 3) 82
  - BY54998 LCS/LCSD 82
  - BY54998 MS/MSD 86
- Method Blank Summary (Form 4) 90
- Tune Summary (Form 5) 91
  - CHEM25 - 0630_01.D 91
  - CHEM25 - 0712_08.D 93
- Internal Standard (Form 8) 95
  - CHEM25 - 06/30/17 09:07 95
  - CHEM25 - 07/12/17 20:40 97
- Analysis Data Sheet (Form 1) 99
  - BY54991 / BB-2/S-1 99
  - BY54992 / BB-3/S-1 104
  - BY54993 / DB-2/S-1 109
  - BY54994 / DB-1/S-2 114
  - BY54995 / USB-1/S-1 119
  - BY54996 / USB-1/S-3 124
  - BY54997 / USB-2/S-2 129
  - BY54998 / USB-2/S-3A 139
- Initial Calibration Summary (Form 6) 144
- Continuing Calibration Summary (Form 7) 172
  - CHEM25 - 07/12/17 20:40 172

CHEM25 - 07/13/17 04:15 180
Analysis Data Sheet QC (Form 1) 188
BY54998 LCS 188
BY54998 LCSD 194
BY54998 MS 200
BY54998 MSD 206
BY54998 BLANK 212
Injection Log 218
Injection Log - CHEM25 06/30/17 218
Injection Log - CHEM25 07/12/17 219
Prep Batch Report 220
GBY54991 Volatiles Soil V1 221
Organic Flags 222
Non-Conformance Summary 223
Monitoring Compound Recovery (Form 2) 225
Spike Recovery (Form 3) 226
BY54998 LCS/LCSD 226
BY54998 MS/MSD 230
Method Blank Summary (Form 4) 234
Tune Summary (Form 5) 235
CHEM14 - 0710_26.D 235
CHEM14 - 0711_31.D 237
Internal Standard (Form 8) 239
CHEM14 - 07/10/17 19:11 239
CHEM14 - 07/11/17 20:57 241
Analysis Data Sheet (Form 1) 243
BY54991 / BB-2/S-1 243
BY54992 / BB-3/S-1 248
BY54993 / DB-2/S-1 252
BY54994 / DB-1/S-2 257
BY54995 / USB-1/S-1 269
BY54996 / USB-1/S-3 274
BY54997 / USB-2/S-2 279
BY54998 / USB-2/S-3A 284
BY54998 / USB-2/S-3A 50X 289
Initial Calibration Summary (Form 6) 293
Continuing Calibration Summary (Form 7) 318
CHEM14 - 07/11/17 20:57 318

CHEM14 - 07/12/17 08:44 326
Analysis Data Sheet QC (Form 1) 334
BY54998 LCS 334
BY54998 LCSD 339
BY54998 MS 344
BY54998 MSD 349
BY54998 BLANK 354
Injection Log 362
Injection Log - CHEM14 07/10/17 362
Injection Log - CHEM14 07/11/17 363
GBY54991 PCBs Soil V1 364
Organic Flags 365
Non-Conformance Summary 366
Monitoring Compound Recovery (Form 2) 368
Spike Recovery (Form 3) 369
BY54998 LCS/LCSD 369
BY54998 MS/MSD 370
Method Blank Summary (Form 4) 371
Analytical Sequence (Form 8) 372
ECD24 - 06/16/17 372
ECD24 - 07/13/17 374
ECD24 - 07/14/17 378
ECD29 - 06/06/17 380
ECD29 - 07/13/17 382
Analysis Data Sheet (Form 1) 384
BY54991 / BB-2/S-1 2X 384
BY54992 / BB-3/S-1 2X 388
BY54993 / DB-2/S-1 2X 393
BY54994 / DB-1/S-2 2X 397
BY54995 / USB-1/S-1 2X 401
BY54996 / USB-1/S-3 2X 405
BY54997 / USB-2/S-2 2X 409
BY54998 / USB-2/S-3A 2X 413
Initial Calibration Summary (Form 6) 417
ECD29 - 06/06/17 417
ECD29 - 06/06/17 Method 421
ECD29 - 06/06/17 - 606010 455
ECD29 - 06/06/17 - 606011 457

ECD29 - 06/06/17 - 606012 459
ECD29 - 06/06/17 - 606013 461
ECD29 - 06/06/17 - 606014 463
ECD29 - 06/06/17 - 606015 465
ECD29 - 06/06/17 - 606016 467
ECD29 - 06/06/17 - 606017 469
ECD24 - 06/16/17 471
ECD24 - 06/16/17 Method 475
ECD24 - 06/16/17 - 616005 509
ECD24 - 06/16/17 - 616006 511
ECD24 - 06/16/17 - 616007 513
ECD24 - 06/16/17 - 616008 515
ECD24 - 06/16/17 - 616009 517
ECD24 - 06/16/17 - 616010 519
ECD24 - 06/16/17 - 616011 521
ECD24 - 06/16/17 - 616012 523
ECD29 - 07/13/17 525
ECD29 - 07/13/17 - 713004 527
PCB Patterns 529
Continuing Calibration Summary (Form 7) 543
ECD24 - 07/13/17 - 713002 543
ECD24 - 07/13/17 - 713003 547
ECD24 - 07/13/17 - 713018 551
ECD24 - 07/13/17 - 713019 555
ECD24 - 07/13/17 - 713030 559
ECD24 - 07/13/17 - 713031 563
ECD29 - 07/13/17 - 713017 567
ECD29 - 07/13/17 - 713018 571
ECD29 - 07/13/17 - 713041 575
ECD24 - 07/14/17 - 714002 579
ECD24 - 07/14/17 - 714003 583
ECD24 - 07/14/17 - 714015 587
ECD24 - 07/14/17 - 714016 591
ECD29 - 07/14/17 - 713042 595
Analysis Data Sheet QC (Form 1) 599
BY54998 LCS 599
BY54998 LCSD 604
BY54998 MS 609

BY54998 MSD 614
BY54998 BLANK 619
Prep Batch Report 623
GBY54991 Pesticides Soil V1 624
Organic Flags 625
Non-Conformance Summary 626
Monitoring Compound Recovery (Form 2) 628
Spike Recovery (Form 3) 629
BY54998 LCS/LCSD 629
BY54998 MS/MSD 630
Method Blank Summary (Form 4) 631
Analytical Sequence (Form 8) 632
ECD7 - 07/11/17 632
ECD7 - 07/13/17 634
ECD7 - 07/14/17 636
Analysis Data Sheet (Form 1) 638
BY54991 / BB-2/S-1 2X 638
BY54992 / BB-3/S-1 2X 642
BY54993 / DB-2/S-1 2X 646
BY54994 / DB-1/S-2 2X 651
BY54995 / USB-1/S-1 2X 655
BY54996 / USB-1/S-3 2X 659
BY54997 / USB-2/S-2 2X 663
BY54998 / USB-2/S-3A 2X 667
Initial Calibration Summary (Form 6) 671
ECD7 - 07/11/17 671
ECD7 - 07/11/17 Method 675
ECD7 - 07/11/17 - 711011 731
ECD7 - 07/11/17 - 711012 733
ECD7 - 07/11/17 - 711013 735
ECD7 - 07/11/17 - 711014 737
ECD7 - 07/11/17 - 711015 739
ECD7 - 07/11/17 - 711016 741
ECD7 - 07/11/17 - 711017 743
ECD7 - 07/11/17 - 711018 745
Continuing Calibration Summary (Form 7) 749
ECD7 - 07/13/17 - 713016 749
ECD7 - 07/13/17 - 713015 753

ECD7 - 07/13/17 - 713017 757
ECD7 - 07/13/17 - 713037 761
ECD7 - 07/13/17 - 713038 765
ECD7 - 07/14/17 - 714004 769
ECD7 - 07/14/17 - 714003 773
ECD7 - 07/14/17 - 714005 777
ECD7 - 07/14/17 - 714020 781
ECD7 - 07/14/17 - 714022 785
ECD7 - - 713006 789
ECD7 - - 713007 791
ECD7 - - 714006 793
ECD7 - - 714038 795
Analysis Data Sheet QC (Form 1) 797
BY54998 LCS 797
BY54998 LCSD 802
BY54998 MS 807
BY54998 MSD 812
BY54998 BLANK 817
Prep Batch Report 821
GBY54991 Metals Soil V1 822
Inorganic Flags 823
Non-Conformance Summary 824
Analysis Data Sheet (Form 1) 826
BY54991 826
BY54992 827
BY54993 828
BY54994 829
BY54995 830
BY54996 831
BY54997 832
BY54998 833
Initial Calibration Summary (Form 2) 834
Blanks (Form 3) 846
Interference Check (Form 4) 852
Spike Sample (Form 5) 854
Duplicates (Form 6) 858
Laboratory Control Sample (Form 7) 861
Serial Dilution (Form 9) 864

Detection Limits (Form 10) 865
Interelement Correction (Form 11) 867
Linear Ranges (Form 12) 868
Preparation Log (Form 13) 869
Analysis Run Log (Form 14) 872
ARCOS 07/13/17 12:00 AM 872
ARCOS 07/14/17 12:00 AM 874
MERLIN 07/12/17 12:00 AM 876
Metals Raw Data 878
Prep Batch Report 975

Monday, July 31, 2017

Attn: Mr. Jeff Wink
NETC
PO Box 2167
Ballston Spa, NY 12020

Project ID: 125 BATH ST
Sample ID#s: BY54991 - BY54998

This laboratory is in compliance with the NELAC requirements of procedures used except where indicated.

This report contains results for the parameters tested, under the sampling conditions described on the Chain Of Custody, as received by the laboratory. This report is incomplete unless all pages indicated in the pagination at the bottom of the page are included.

All soils, solids and sludges are reported on a dry weight basis unless otherwise noted in the sample comments.

A scanned version of the COC form accompanies the analytical report and is an exact duplicate of the original.

If you have any questions concerning this testing, please do not hesitate to contact Phoenix Client Services at ext. 200.

Sincerely yours,

Phyllis Shiller
Laboratory Director

NELAC - #NY11301
CT Lab Registration #PH-0618
MA Lab Registration #M-CT007
ME Lab Registration #CT-007
NH Lab Registration #213693-A,B
NJ Lab Registration #CT-003
NY Lab Registration #11301
PA Lab Registration #68-03530
RI Lab Registration #63
VT Lab Registration #VT11301

Environmental Laboratories, Inc.
587 East Middle Turnpike, P.O.Box 370, Manchester, CT 06045
Tel. (860) 645-1102 Fax (860) 645-0823

ACCREDITED IN ACCORDANCE WITH nelac NY # 11301

PROJECT NARRATIVE

Client: NETC
Project: 125 BATH ST
Laboratory Project: GBY54991

Environmental Laboratories, Inc.
587 East Middle Turnpike, P.O.Box 370, Manchester, CT 06040
Tel. (860) 645-1102 Fax (860) 645-0823

NY # 11301

Project Narrative

July 31, 2017

SDG I.D.: GBY54991

NETC 125 BATH ST

Methodology Summary

Accelerated Solvent Extraction (ASE)

Soil Sample - USEPA SW-846 Test Methods for Evaluating Solid Waste Physical/Chemical Methods 3rd Ed.Update III, Method 3545A.

Mercury Prep

Soil Sample - USEPA SW-846 Test Methods for Evaluating Solid Waste Physical/Chemical Methods 3rd Ed. Update IV, Method 7471B.

Metals

ICP :
USEPA SW-846 Test Methods for Evaluating Solid Waste Physical/Chemical Methods 3rd Ed. Update IV, Method 6010C.
Mercury:
USEPA SW-846 Test Methods for Evaluating Solid Waste Physical/Chemical Methods Update III, 7471

Pesticides:

USEPA SW-846 Test Methods for Evaluating Solid Waste Physical/Chemical Methods 3rd Ed. Update IV, Method 8081B.

Polychlorinated Biphenyls (PCBs):

USEPA SW-846 Test Methods for Evaluating Solid Waste Physical/Chemical Methods 3rd Ed. Update IV, Method 8082A.

Semivolatile Organic Compounds

USEPA SW-846 Test Methods for Evaluating Solid Waste Physical/Chemical Methods 3rd Ed. Update IV, Method 8270D.

Volatile Organic Compounds:

USEPA SW-846 Test Methods for Evaluating Solid Waste Physical/Chemical Methods 3rd Ed.Update III, Method 8260C and Environmental Protection Agency, EPA-600/4-79-020, Revised March 1983 (Methods 624) as printed in 40CFR part 136.

Environmental Laboratories, Inc.
587 East Middle Turnpike, P.O.Box 370, Manchester, CT 06040
Tel. (860) 645-1102 Fax (860) 645-0823

NY # 11301

Project Narrative

July 31, 2017

SDG I.D.: GBY54991

NETC 125 BATH ST

Sample Id Cross Reference

Client Id	Lab Id	Matrix
BB-2/S-1	BY54991	SOIL
BB-3/S-1	BY54992	SOIL
DB-2/S-1	BY54993	SOIL
DB-1/S-2	BY54994	SOIL
USB-1/S-1	BY54995	SOIL
USB-1/S-3	BY54996	SOIL
USB-2/S-2	BY54997	SOIL
USB-2/S-3A	BY54998	SOIL

Environmental Laboratories, Inc.
587 East Middle Turnpike, P.O.Box 370, Manchester, CT 06040
Tel. (860) 645-1102 Fax (860) 645-0823

ACCREDITED IN ACCORDANCE WITH nelac NY # 11301

Project Narrative

July 31, 2017

SDG I.D.: GBY54991

NETC 125 BATH ST

Laboratory Chronicle

The samples in this delivery group were received at 1.8°C.

Environmental Laboratories, Inc.
587 East Middle Turnpike, P.O.Box 370, Manchester, CT 06045
Tel. (860) 645-1102 Fax (860) 645-0823

NY # 11301

SDG Comments

July 31, 2017

SDG I.D.: GBY54991

Please be advised that the NY 375 soil criteria for chromium are based on hexavalent chromium and trivalent chromium.

Any compound that is not detected above the MDL/LOD is reported as ND on the report and is reported in the electronic deliverables (EDD) as <RL or U at the RL per state and EPA guidance.

Version 1: Analysis results minus raw data.

Version 2: Complete report with raw data.

Environmental Laboratories, Inc.
587 East Middle Turnpike, P.O.Box 370, Manchester, CT 06045
Tel. (860) 645-1102 Fax (860) 645-0823

ACCREDITED IN ACCORDANCE WITH nelac NY # 11301

Analysis Report

July 31, 2017

FOR: Attn: Mr. Jeff Wink
NETC
PO Box 2167
Ballston Spa, NY 12020

Sample Information		Custody Information		Date	Time
Matrix:	SOIL	Collected by:		07/05/17	12:00
Location Code:	NETC	Received by:	SW	07/07/17	17:10
Rush Request:	72 Hour	Analyzed by:	see "By" below		
P.O.#:	15.0918304				

Laboratory Data

SDG ID: GBY54991
Phoenix ID: BY54991

Project ID: 125 BATH ST
Client ID: BB-2/S-1

Parameter	Result		RL/ PQL	LOD/ MDL	Units	Dilution	Date/Time	By	Reference	
Aluminum	1010		3.5	0.70	mg/Kg	1	07/14/17	LK	SW6010C	
Antimony	2.1		1.8	1.8	mg/Kg	1	07/14/17	LK	SW6010C	
Arsenic	7.36		0.70	0.70	mg/Kg	1	07/14/17	LK	SW6010C	
Barium	34.1		0.7	0.35	mg/Kg	1	07/14/17	LK	SW6010C	
Beryllium	0.17	J	0.28	0.14	mg/Kg	1	07/14/17	LK	SW6010C	
Calcium	178000		350	320	mg/Kg	100	07/14/17	LK	SW6010C	
Cadmium	ND		0.35	0.35	mg/Kg	1	07/14/17	LK	SW6010C	
Chromium	3.48		0.35	0.35	mg/Kg	1	07/14/17	LK	SW6010C	
Cobalt	1.99		0.35	0.35	mg/Kg	1	07/14/17	LK	SW6010C	
Copper	4.87		0.35	0.35	mg/kg	1	07/14/17	LK	SW6010C	
Iron	4640		3.5	3.5	mg/Kg	1	07/14/17	LK	SW6010C	B
Lead	7.5		0.7	0.35	mg/Kg	1	07/14/17	LK	SW6010C	
Magnesium	83000		350	350	mg/Kg	100	07/14/17	LK	SW6010C	
Manganese	174		3.5	3.5	mg/Kg	10	07/14/17	LK	SW6010C	
Mercury	ND		0.02	0.02	mg/Kg	1	07/12/17	RS	SW7471B	
Nickel	6.20		0.35	0.35	mg/Kg	1	07/14/17	LK	SW6010C	
Potassium	626	N	7	2.7	mg/Kg	1	07/14/17	LK	SW6010C	
Selenium	ND		1.4	1.2	mg/Kg	1	07/14/17	LK	SW6010C	
Silver	ND		0.35	0.35	mg/Kg	1	07/14/17	LK	SW6010C	
Sodium	164	N	7	3.0	mg/Kg	1	07/14/17	LK	SW6010C	B
Thallium	ND		1.4	1.4	mg/Kg	1	07/14/17	LK	SW6010C	
Vanadium	6.45		0.35	0.35	mg/Kg	1	07/14/17	LK	SW6010C	
Zinc	17.4		0.7	0.35	mg/Kg	1	07/14/17	LK	SW6010C	
Percent Solid	95				%		07/11/17	Q	SW846-%Solid	
Soil Extraction for PCB	Completed						07/12/17	Q/V	SW3545A	
Soil Extraction for Pest	Completed						07/12/17	Q/V	SW3545A	
Soil Extraction for SVOA	Completed						07/12/17	Q/CKV	SW3545A	
Mercury Digestion	Completed						07/12/17	Q/W	SW7471B	

Parameter	Result	RL/ PQL	LOD/ MDL	Units	Dilution	Date/Time	By	Reference
Total Metals Digest	Completed					07/11/17	L/AG	SW3050B
Field Extraction	Completed					07/05/17		SW5035A
Polychlorinated Biphenyls								
PCB-1016	ND	70	70	ug/Kg	2	07/13/17	AW	SW8082A
PCB-1221	ND	70	70	ug/Kg	2	07/13/17	AW	SW8082A
PCB-1232	ND	70	70	ug/Kg	2	07/13/17	AW	SW8082A
PCB-1242	ND	70	70	ug/Kg	2	07/13/17	AW	SW8082A
PCB-1248	ND	70	70	ug/Kg	2	07/13/17	AW	SW8082A
PCB-1254	ND	70	70	ug/Kg	2	07/13/17	AW	SW8082A
PCB-1260	ND	70	70	ug/Kg	2	07/13/17	AW	SW8082A
PCB-1262	ND	70	70	ug/Kg	2	07/13/17	AW	SW8082A
PCB-1268	ND	70	70	ug/Kg	2	07/13/17	AW	SW8082A
QA/QC Surrogates								
% DCBP	85			%	2	07/13/17	AW	30 - 150 %
% TCMX	75			%	2	07/13/17	AW	30 - 150 %
Pesticides - Soil								
4,4' -DDD	ND	2.1	2.1	ug/Kg	2	07/13/17	CW	SW8081B
4,4' -DDE	ND	2.1	2.1	ug/Kg	2	07/13/17	CW	SW8081B
4,4' -DDT	ND	2.1	2.1	ug/Kg	2	07/13/17	CW	SW8081B
a-BHC	ND	7.0	7.0	ug/Kg	2	07/13/17	CW	SW8081B
a-Chlordane	ND	3.5	3.5	ug/Kg	2	07/13/17	CW	SW8081B
Aldrin	ND	3.5	3.5	ug/Kg	2	07/13/17	CW	SW8081B
b-BHC	ND	7.0	7.0	ug/Kg	2	07/13/17	CW	SW8081B
Chlordane	ND	35	35	ug/Kg	2	07/13/17	CW	SW8081B
d-BHC	ND	7.0	7.0	ug/Kg	2	07/13/17	CW	SW8081B
Dieldrin	ND	3.5	3.5	ug/Kg	2	07/13/17	CW	SW8081B
Endosulfan I	ND	7.0	7.0	ug/Kg	2	07/13/17	CW	SW8081B
Endosulfan II	ND	7.0	7.0	ug/Kg	2	07/13/17	CW	SW8081B
Endosulfan sulfate	ND	7.0	7.0	ug/Kg	2	07/13/17	CW	SW8081B
Endrin	ND	7.0	7.0	ug/Kg	2	07/13/17	CW	SW8081B
Endrin aldehyde	ND	7.0	7.0	ug/Kg	2	07/13/17	CW	SW8081B
Endrin ketone	ND	7.0	7.0	ug/Kg	2	07/13/17	CW	SW8081B
g-BHC	ND	1.4	1.4	ug/Kg	2	07/13/17	CW	SW8081B
g-Chlordane	ND	3.5	3.5	ug/Kg	2	07/13/17	CW	SW8081B
Heptachlor	ND	7.0	7.0	ug/Kg	2	07/13/17	CW	SW8081B
Heptachlor epoxide	ND	7.0	7.0	ug/Kg	2	07/13/17	CW	SW8081B
Methoxychlor	ND	35	35	ug/Kg	2	07/13/17	CW	SW8081B
Toxaphene	ND	140	140	ug/Kg	2	07/13/17	CW	SW8081B
QA/QC Surrogates								
% DCBP	65			%	2	07/13/17	CW	30 - 150 %
% TCMX	65			%	2	07/13/17	CW	30 - 150 %
Volatiles								
1,1,1,2-Tetrachloroethane	ND	5.2	1.0	ug/Kg	1	07/12/17	JLI	SW8260C
1,1,1-Trichloroethane	ND	5.2	0.52	ug/Kg	1	07/12/17	JLI	SW8260C
1,1,2,2-Tetrachloroethane	ND	5.2	1.0	ug/Kg	1	07/12/17	JLI	SW8260C
1,1,2-Trichloroethane	ND	5.2	1.0	ug/Kg	1	07/12/17	JLI	SW8260C
1,1-Dichloroethane	ND	5.2	1.0	ug/Kg	1	07/12/17	JLI	SW8260C

Project ID: 125 BATH ST
Client ID: BB-2/S-1

Phoenix I.D.: BY54991

Parameter	Result		RL/ PQL	LOD/ MDL	Units	Dilution	Date/Time	By	Reference	
1,1-Dichloroethene	ND		5.2	0.52	ug/Kg	1	07/12/17	JLI	SW8260C	
1,1-Dichloropropene	ND		5.2	0.52	ug/Kg	1	07/12/17	JLI	SW8260C	
1,2,3-Trichlorobenzene	ND		5.2	1.0	ug/Kg	1	07/12/17	JLI	SW8260C	
1,2,3-Trichloropropane	ND		5.2	0.52	ug/Kg	1	07/12/17	JLI	SW8260C	
1,2,4-Trichlorobenzene	ND		5.2	1.0	ug/Kg	1	07/12/17	JLI	SW8260C	
1,2,4-Trimethylbenzene	ND		5.2	0.52	ug/Kg	1	07/12/17	JLI	SW8260C	
1,2-Dibromo-3-chloropropane	ND		5.2	1.0	ug/Kg	1	07/12/17	JLI	SW8260C	
1,2-Dibromoethane	ND		5.2	0.52	ug/Kg	1	07/12/17	JLI	SW8260C	
1,2-Dichlorobenzene	ND		5.2	0.52	ug/Kg	1	07/12/17	JLI	SW8260C	
1,2-Dichloroethane	ND		5.2	0.52	ug/Kg	1	07/12/17	JLI	SW8260C	
1,2-Dichloropropane	ND		5.2	1.0	ug/Kg	1	07/12/17	JLI	SW8260C	
1,3,5-Trimethylbenzene	ND		5.2	0.52	ug/Kg	1	07/12/17	JLI	SW8260C	
1,3-Dichlorobenzene	ND		5.2	0.52	ug/Kg	1	07/12/17	JLI	SW8260C	
1,3-Dichloropropane	ND		5.2	1.0	ug/Kg	1	07/12/17	JLI	SW8260C	
1,4-Dichlorobenzene	ND		5.2	0.52	ug/Kg	1	07/12/17	JLI	SW8260C	
2,2-Dichloropropane	ND		5.2	0.52	ug/Kg	1	07/12/17	JLI	SW8260C	
2-Chlorotoluene	ND		5.2	1.0	ug/Kg	1	07/12/17	JLI	SW8260C	
2-Hexanone	ND		26	5.2	ug/Kg	1	07/12/17	JLI	SW8260C	
2-Isopropyltoluene	ND		5.2	0.52	ug/Kg	1	07/12/17	JLI	SW8260C	1
4-Chlorotoluene	ND		5.2	0.52	ug/Kg	1	07/12/17	JLI	SW8260C	
4-Methyl-2-pentanone	ND		26	5.2	ug/Kg	1	07/12/17	JLI	SW8260C	
Acetone	5.9	JS	26	5.2	ug/Kg	1	07/12/17	JLI	SW8260C	
Acrylonitrile	ND		10	1.0	ug/Kg	1	07/12/17	JLI	SW8260C	
Benzene	ND		5.2	0.52	ug/Kg	1	07/12/17	JLI	SW8260C	
Bromobenzene	ND		5.2	0.52	ug/Kg	1	07/12/17	JLI	SW8260C	
Bromochloromethane	ND		5.2	0.52	ug/Kg	1	07/12/17	JLI	SW8260C	
Bromodichloromethane	ND		5.2	1.0	ug/Kg	1	07/12/17	JLI	SW8260C	
Bromoform	ND		5.2	1.0	ug/Kg	1	07/12/17	JLI	SW8260C	
Bromomethane	ND		5.2	2.1	ug/Kg	1	07/12/17	JLI	SW8260C	
Carbon Disulfide	ND		5.2	1.0	ug/Kg	1	07/12/17	JLI	SW8260C	
Carbon tetrachloride	ND		5.2	1.0	ug/Kg	1	07/12/17	JLI	SW8260C	
Chlorobenzene	ND		5.2	0.52	ug/Kg	1	07/12/17	JLI	SW8260C	
Chloroethane	ND		5.2	0.52	ug/Kg	1	07/12/17	JLI	SW8260C	
Chloroform	ND		5.2	0.52	ug/Kg	1	07/12/17	JLI	SW8260C	
Chloromethane	ND		5.2	1.0	ug/Kg	1	07/12/17	JLI	SW8260C	
cis-1,2-Dichloroethene	ND		5.2	0.52	ug/Kg	1	07/12/17	JLI	SW8260C	
cis-1,3-Dichloropropene	ND		5.2	0.52	ug/Kg	1	07/12/17	JLI	SW8260C	
Dibromochloromethane	ND		5.2	1.0	ug/Kg	1	07/12/17	JLI	SW8260C	
Dibromomethane	ND		5.2	1.0	ug/Kg	1	07/12/17	JLI	SW8260C	
Dichlorodifluoromethane	ND		5.2	0.52	ug/Kg	1	07/12/17	JLI	SW8260C	
Ethylbenzene	ND		5.2	0.52	ug/Kg	1	07/12/17	JLI	SW8260C	
Hexachlorobutadiene	ND		5.2	0.52	ug/Kg	1	07/12/17	JLI	SW8260C	
Isopropylbenzene	ND		5.2	0.52	ug/Kg	1	07/12/17	JLI	SW8260C	
m&p-Xylene	ND		5.2	1.0	ug/Kg	1	07/12/17	JLI	SW8260C	
Methyl Ethyl Ketone	ND		31	5.2	ug/Kg	1	07/12/17	JLI	SW8260C	
Methyl t-butyl ether (MTBE)	ND		10	1.0	ug/Kg	1	07/12/17	JLI	SW8260C	
Methylene chloride	ND		5.2	5.2	ug/Kg	1	07/12/17	JLI	SW8260C	
Naphthalene	ND		5.2	1.0	ug/Kg	1	07/12/17	JLI	SW8260C	
n-Butylbenzene	ND		5.2	0.52	ug/Kg	1	07/12/17	JLI	SW8260C	

Parameter	Result	RL/ PQL	LOD/ MDL	Units	Dilution	Date/Time	By	Reference	
n-Propylbenzene	ND	5.2	1.0	ug/Kg	1	07/12/17	JLI	SW8260C	
o-Xylene	ND	5.2	1.0	ug/Kg	1	07/12/17	JLI	SW8260C	
p-Isopropyltoluene	ND	5.2	0.52	ug/Kg	1	07/12/17	JLI	SW8260C	
sec-Butylbenzene	ND	5.2	0.52	ug/Kg	1	07/12/17	JLI	SW8260C	
Styrene	ND	5.2	0.52	ug/Kg	1	07/12/17	JLI	SW8260C	
tert-Butylbenzene	ND	5.2	0.52	ug/Kg	1	07/12/17	JLI	SW8260C	
Tetrachloroethene	ND	5.2	1.0	ug/Kg	1	07/12/17	JLI	SW8260C	
Tetrahydrofuran (THF)	ND	10	2.6	ug/Kg	1	07/12/17	JLI	SW8260C	1
Toluene	ND	5.2	0.52	ug/Kg	1	07/12/17	JLI	SW8260C	
trans-1,2-Dichloroethene	ND	5.2	0.52	ug/Kg	1	07/12/17	JLI	SW8260C	
trans-1,3-Dichloropropene	ND	5.2	0.52	ug/Kg	1	07/12/17	JLI	SW8260C	
trans-1,4-dichloro-2-butene	ND	10	2.6	ug/Kg	1	07/12/17	JLI	SW8260C	
Trichloroethene	ND	5.2	0.52	ug/Kg	1	07/12/17	JLI	SW8260C	
Trichlorofluoromethane	ND	5.2	1.0	ug/Kg	1	07/12/17	JLI	SW8260C	
Trichlorotrifluoroethane	ND	5.2	0.52	ug/Kg	1	07/12/17	JLI	SW8260C	
Vinyl chloride	ND	5.2	0.52	ug/Kg	1	07/12/17	JLI	SW8260C	
QA/QC Surrogates									
% 1,2-dichlorobenzene-d4	97			%	1	07/12/17	JLI	70 - 130 %	
% Bromofluorobenzene	100			%	1	07/12/17	JLI	70 - 130 %	
% Dibromofluoromethane	101			%	1	07/12/17	JLI	70 - 130 %	
% Toluene-d8	97			%	1	07/12/17	JLI	70 - 130 %	
Non Target Volatile Compounds	Absent				1	07/12/17	JLI		1

Semivolatiles

1,2,4,5-Tetrachlorobenzene	ND	250	120	ug/Kg	1	07/12/17	KCA	SW8270D	
1,2,4-Trichlorobenzene	ND	250	110	ug/Kg	1	07/12/17	KCA	SW8270D	
1,2-Dichlorobenzene	ND	250	99	ug/Kg	1	07/12/17	KCA	SW8270D	
1,2-Diphenylhydrazine	ND	250	110	ug/Kg	1	07/12/17	KCA	SW8270D	
1,3-Dichlorobenzene	ND	250	100	ug/Kg	1	07/12/17	KCA	SW8270D	
1,4-Dichlorobenzene	ND	250	100	ug/Kg	1	07/12/17	KCA	SW8270D	
2,4,5-Trichlorophenol	ND	250	190	ug/Kg	1	07/12/17	KCA	SW8270D	
2,4,6-Trichlorophenol	ND	180	110	ug/Kg	1	07/12/17	KCA	SW8270D	
2,4-Dichlorophenol	ND	180	120	ug/Kg	1	07/12/17	KCA	SW8270D	
2,4-Dimethylphenol	ND	250	87	ug/Kg	1	07/12/17	KCA	SW8270D	
2,4-Dinitrophenol	ND	250	250	ug/Kg	1	07/12/17	KCA	SW8270D	
2,4-Dinitrotoluene	ND	180	140	ug/Kg	1	07/12/17	KCA	SW8270D	
2,6-Dinitrotoluene	ND	180	110	ug/Kg	1	07/12/17	KCA	SW8270D	
2-Chloronaphthalene	ND	250	100	ug/Kg	1	07/12/17	KCA	SW8270D	
2-Chlorophenol	ND	250	100	ug/Kg	1	07/12/17	KCA	SW8270D	
2-Methylnaphthalene	ND	250	100	ug/Kg	1	07/12/17	KCA	SW8270D	
2-Methylphenol (o-cresol)	ND	250	160	ug/Kg	1	07/12/17	KCA	SW8270D	
2-Nitroaniline	ND	250	250	ug/Kg	1	07/12/17	KCA	SW8270D	
2-Nitrophenol	ND	250	220	ug/Kg	1	07/12/17	KCA	SW8270D	
3&4-Methylphenol (m&p-cresol)	ND	250	140	ug/Kg	1	07/12/17	KCA	SW8270D	1
3,3'-Dichlorobenzidine	ND	180	170	ug/Kg	1	07/12/17	KCA	SW8270D	
3-Nitroaniline	ND	350	700	ug/Kg	1	07/12/17	KCA	SW8270D	
4,6-Dinitro-2-methylphenol	ND	210	70	ug/Kg	1	07/12/17	KCA	SW8270D	
4-Bromophenyl phenyl ether	ND	250	100	ug/Kg	1	07/12/17	KCA	SW8270D	
4-Chloro-3-methylphenol	ND	250	120	ug/Kg	1	07/12/17	KCA	SW8270D	

Parameter	Result	RL/ PQL	LOD/ MDL	Units	Dilution	Date/Time	By	Reference	
4-Chloroaniline	ND	280	160	ug/Kg	1	07/12/17	KCA	SW8270D	
4-Chlorophenyl phenyl ether	ND	250	120	ug/Kg	1	07/12/17	KCA	SW8270D	
4-Nitroaniline	ND	350	120	ug/Kg	1	07/12/17	KCA	SW8270D	
4-Nitrophenol	ND	350	160	ug/Kg	1	07/12/17	KCA	SW8270D	
Acenaphthene	ND	250	110	ug/Kg	1	07/12/17	KCA	SW8270D	
Acenaphthylene	ND	250	98	ug/Kg	1	07/12/17	KCA	SW8270D	
Acetophenone	ND	250	110	ug/Kg	1	07/12/17	KCA	SW8270D	
Aniline	ND	280	280	ug/Kg	1	07/12/17	KCA	SW8270D	
Anthracene	ND	250	110	ug/Kg	1	07/12/17	KCA	SW8270D	
Benz(a)anthracene	ND	250	120	ug/Kg	1	07/12/17	KCA	SW8270D	
Benzidine	ND	350	210	ug/Kg	1	07/12/17	KCA	SW8270D	
Benzo(a)pyrene	ND	180	110	ug/Kg	1	07/12/17	KCA	SW8270D	
Benzo(b)fluoranthene	ND	250	120	ug/Kg	1	07/12/17	KCA	SW8270D	
Benzo(ghi)perylene	ND	250	110	ug/Kg	1	07/12/17	KCA	SW8270D	
Benzo(k)fluoranthene	ND	250	120	ug/Kg	1	07/12/17	KCA	SW8270D	
Benzoic acid	ND	1800	700	ug/Kg	1	07/12/17	KCA	SW8270D	1
Benzyl butyl phthalate	ND	250	90	ug/Kg	1	07/12/17	KCA	SW8270D	
Bis(2-chloroethoxy)methane	ND	250	97	ug/Kg	1	07/12/17	KCA	SW8270D	
Bis(2-chloroethyl)ether	ND	180	95	ug/Kg	1	07/12/17	KCA	SW8270D	
Bis(2-chloroisopropyl)ether	ND	250	97	ug/Kg	1	07/12/17	KCA	SW8270D	
Bis(2-ethylhexyl)phthalate	ND	250	100	ug/Kg	1	07/12/17	KCA	SW8270D	
Carbazole	ND	180	140	ug/Kg	1	07/12/17	KCA	SW8270D	
Chrysene	ND	250	120	ug/Kg	1	07/12/17	KCA	SW8270D	
Dibenz(a,h)anthracene	ND	180	110	ug/Kg	1	07/12/17	KCA	SW8270D	
Dibenzofuran	ND	250	100	ug/Kg	1	07/12/17	KCA	SW8270D	
Diethyl phthalate	ND	250	110	ug/Kg	1	07/12/17	KCA	SW8270D	
Dimethylphthalate	ND	250	110	ug/Kg	1	07/12/17	KCA	SW8270D	
Di-n-butylphthalate	ND	250	93	ug/Kg	1	07/12/17	KCA	SW8270D	
Di-n-octylphthalate	ND	250	90	ug/Kg	1	07/12/17	KCA	SW8270D	
Fluoranthene	ND	250	110	ug/Kg	1	07/12/17	KCA	SW8270D	
Fluorene	ND	250	120	ug/Kg	1	07/12/17	KCA	SW8270D	
Hexachlorobenzene	ND	180	100	ug/Kg	1	07/12/17	KCA	SW8270D	
Hexachlorobutadiene	ND	250	130	ug/Kg	1	07/12/17	KCA	SW8270D	
Hexachlorocyclopentadiene	ND	250	110	ug/Kg	1	07/12/17	KCA	SW8270D	
Hexachloroethane	ND	180	110	ug/Kg	1	07/12/17	KCA	SW8270D	
Indeno(1,2,3-cd)pyrene	ND	250	120	ug/Kg	1	07/12/17	KCA	SW8270D	
Isophorone	ND	180	98	ug/Kg	1	07/12/17	KCA	SW8270D	
Naphthalene	ND	250	100	ug/Kg	1	07/12/17	KCA	SW8270D	
Nitrobenzene	ND	180	120	ug/Kg	1	07/12/17	KCA	SW8270D	
N-Nitrosodimethylamine	ND	250	99	ug/Kg	1	07/12/17	KCA	SW8270D	
N-Nitrosodi-n-propylamine	ND	180	110	ug/Kg	1	07/12/17	KCA	SW8270D	
N-Nitrosodiphenylamine	ND	250	130	ug/Kg	1	07/12/17	KCA	SW8270D	
Pentachloronitrobenzene	ND	250	130	ug/Kg	1	07/12/17	KCA	SW8270D	
Pentachlorophenol	ND	210	130	ug/Kg	1	07/12/17	KCA	SW8270D	
Phenanthrene	ND	250	100	ug/Kg	1	07/12/17	KCA	SW8270D	
Phenol	ND	250	110	ug/Kg	1	07/12/17	KCA	SW8270D	
Pyrene	ND	250	120	ug/Kg	1	07/12/17	KCA	SW8270D	
Pyridine	ND	250	86	ug/Kg	1	07/12/17	KCA	SW8270D	

QA/QC Surrogates

Parameter	Result	RL/ PQL	LOD/ MDL	Units	Dilution	Date/Time	By	Reference	
% 2,4,6-Tribromophenol	57			%	1	07/12/17	KCA	30 - 130 %	
% 2-Fluorobiphenyl	62			%	1	07/12/17	KCA	30 - 130 %	
% 2-Fluorophenol	47			%	1	07/12/17	KCA	30 - 130 %	
% Nitrobenzene-d5	55			%	1	07/12/17	KCA	30 - 130 %	
% Phenol-d5	55			%	1	07/12/17	KCA	30 - 130 %	
% Terphenyl-d14	63			%	1	07/12/17	KCA	30 - 130 %	
Non Target Semivolatile Compounds	Absent				1	07/13/17	KCA		1

1 = This parameter is not certified by NY NELAC for this matrix. NY NELAC does not offer certification for all parameters at this time.
B = Present in blank, no bias suspected.

RL/PQL=Reporting/Practical Quantitation Level (Equivalent to NELAC LOQ, Limit of Quantitation) ND=Not Detected BRL=Below Reporting Level L=Biased Low J=Estimated Below RL LOD=Limit of Detection MDL=Method Detection Limit1
QA/QC Surrogates: Surrogates are compounds (preceeded with a %) added by the lab to determine analysis efficiency. Surrogate results(%) listed in the report are not "detected" compounds.

Comments:

Please be advised that the NY 375 soil criteria for chromium are based on hexavalent chromium and trivalent chromium.

Per 1.4.6 of EPA method 8270D, 1,2-Diphenylhydrazine is unstable and readily converts to Azobenzene. Azobenzene is used for the calibration of 1,2-Diphenylhydrazine.

All soils, solids and sludges are reported on a dry weight basis unless otherwise noted in the sample comments.

S - Laboratory solvent, contamination is possible.

If there are any questions regarding this data, please call Phoenix Client Services.
This report must not be reproduced except in full as defined by the attached chain of custody.

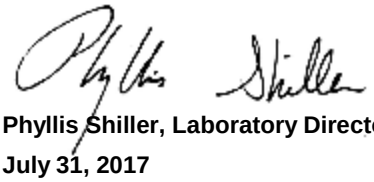

Phyllis Shiller, Laboratory Director
July 31, 2017
Reviewed and Released by: Jon Carlson, Project Manager

PHOENIX

Environmental Laboratories, Inc.
587 East Middle Turnpike, P.O.Box 370, Manchester, CT 06045
Tel. (860) 645-1102 Fax (860) 645-0823

ACCREDITED IN ACCORDANCE WITH nelac NY # 11301

Analysis Report

July 31, 2017

FOR: Attn: Mr. Jeff Wink
NETC
PO Box 2167
Ballston Spa, NY 12020

Sample Information		Custody Information		Date	Time
Matrix:	SOIL	Collected by:		07/05/17	14:00
Location Code:	NETC	Received by:	SW	07/07/17	17:10
Rush Request:	72 Hour	Analyzed by:	see "By" below		
P.O.#:	15.0918304				

Laboratory Data

SDG ID: GBY54991
Phoenix ID: BY54992

Project ID: 125 BATH ST
Client ID: BB-3/S-1

Parameter	Result		RL/ PQL	LOD/ MDL	Units	Dilution	Date/Time	By	Reference	
Aluminum	5030		37	7.5	mg/Kg	10	07/14/17	LK	SW6010C	
Antimony	ND		1.9	1.9	mg/Kg	1	07/14/17	LK	SW6010C	
Arsenic	1.84		0.75	0.75	mg/Kg	1	07/14/17	LK	SW6010C	
Barium	22.8		0.7	0.37	mg/Kg	1	07/14/17	LK	SW6010C	
Beryllium	0.30		0.30	0.15	mg/Kg	1	07/14/17	LK	SW6010C	
Calcium	2870		3.7	3.4	mg/Kg	1	07/14/17	LK	SW6010C	
Cadmium	ND		0.37	0.37	mg/Kg	1	07/14/17	LK	SW6010C	
Chromium	9.24		0.37	0.37	mg/Kg	1	07/14/17	LK	SW6010C	
Cobalt	5.47		0.37	0.37	mg/Kg	1	07/14/17	LK	SW6010C	
Copper	3.95		0.37	0.37	mg/kg	1	07/14/17	LK	SW6010C	
Iron	12000		37	37	mg/Kg	10	07/14/17	LK	SW6010C	B
Lead	3.0		0.7	0.37	mg/Kg	1	07/14/17	LK	SW6010C	
Magnesium	1830		3.7	3.7	mg/Kg	1	07/14/17	LK	SW6010C	
Manganese	206		3.7	3.7	mg/Kg	10	07/14/17	LK	SW6010C	
Mercury	ND		0.03	0.02	mg/Kg	1	07/12/17	RS	SW7471B	
Nickel	5.24		0.37	0.37	mg/Kg	1	07/14/17	LK	SW6010C	
Potassium	518	N	7	2.9	mg/Kg	1	07/14/17	LK	SW6010C	
Selenium	ND		1.5	1.3	mg/Kg	1	07/14/17	LK	SW6010C	
Silver	ND		0.37	0.37	mg/Kg	1	07/14/17	LK	SW6010C	
Sodium	217	N	7	3.2	mg/Kg	1	07/14/17	LK	SW6010C	B
Thallium	ND		1.5	1.5	mg/Kg	1	07/14/17	LK	SW6010C	
Vanadium	19.3		0.37	0.37	mg/Kg	1	07/14/17	LK	SW6010C	
Zinc	35.4		0.7	0.37	mg/Kg	1	07/14/17	LK	SW6010C	
Percent Solid	86				%		07/11/17	Q	SW846-%Solid	
Soil Extraction for PCB	Completed						07/12/17	Q/V	SW3545A	
Soil Extraction for Pest	Completed						07/12/17	Q/V	SW3545A	
Soil Extraction for SVOA	Completed						07/12/17	Q/CKV	SW3545A	
Mercury Digestion	Completed						07/12/17	Q/W	SW7471B	

Parameter	Result	RL/ PQL	LOD/ MDL	Units	Dilution	Date/Time	By	Reference
Total Metals Digest	Completed					07/11/17	L/AG	SW3050B
Field Extraction	Completed					07/05/17		SW5035A
Polychlorinated Biphenyls								
PCB-1016	ND	77	77	ug/Kg	2	07/13/17	AW	SW8082A
PCB-1221	ND	77	77	ug/Kg	2	07/13/17	AW	SW8082A
PCB-1232	ND	77	77	ug/Kg	2	07/13/17	AW	SW8082A
PCB-1242	ND	77	77	ug/Kg	2	07/13/17	AW	SW8082A
PCB-1248	ND	77	77	ug/Kg	2	07/13/17	AW	SW8082A
PCB-1254	180	77	77	ug/Kg	2	07/13/17	AW	SW8082A
PCB-1260	ND	77	77	ug/Kg	2	07/13/17	AW	SW8082A
PCB-1262	ND	77	77	ug/Kg	2	07/13/17	AW	SW8082A
PCB-1268	ND	77	77	ug/Kg	2	07/13/17	AW	SW8082A
QA/QC Surrogates								
% DCBP	101			%	2	07/13/17	AW	30 - 150 %
% TCMX	95			%	2	07/13/17	AW	30 - 150 %
Pesticides - Soil								
4,4' -DDD	ND	2.3	2.3	ug/Kg	2	07/13/17	CW	SW8081B
4,4' -DDE	ND	2.3	2.3	ug/Kg	2	07/13/17	CW	SW8081B
4,4' -DDT	ND	2.3	2.3	ug/Kg	2	07/13/17	CW	SW8081B
a-BHC	ND	7.7	7.7	ug/Kg	2	07/13/17	CW	SW8081B
a-Chlordane	ND	3.9	3.9	ug/Kg	2	07/13/17	CW	SW8081B
Aldrin	ND	3.9	3.9	ug/Kg	2	07/13/17	CW	SW8081B
b-BHC	ND	7.7	7.7	ug/Kg	2	07/13/17	CW	SW8081B
Chlordane	ND	39	39	ug/Kg	2	07/13/17	CW	SW8081B
d-BHC	ND	7.7	7.7	ug/Kg	2	07/13/17	CW	SW8081B
Dieldrin	ND	3.9	3.9	ug/Kg	2	07/13/17	CW	SW8081B
Endosulfan I	ND	7.7	7.7	ug/Kg	2	07/13/17	CW	SW8081B
Endosulfan II	ND	7.7	7.7	ug/Kg	2	07/13/17	CW	SW8081B
Endosulfan sulfate	ND	7.7	7.7	ug/Kg	2	07/13/17	CW	SW8081B
Endrin	ND	7.7	7.7	ug/Kg	2	07/13/17	CW	SW8081B
Endrin aldehyde	ND	7.7	7.7	ug/Kg	2	07/13/17	CW	SW8081B
Endrin ketone	ND	7.7	7.7	ug/Kg	2	07/13/17	CW	SW8081B
g-BHC	ND	1.5	1.5	ug/Kg	2	07/13/17	CW	SW8081B
g-Chlordane	ND	3.9	3.9	ug/Kg	2	07/13/17	CW	SW8081B
Heptachlor	ND	7.7	7.7	ug/Kg	2	07/13/17	CW	SW8081B
Heptachlor epoxide	ND	7.7	7.7	ug/Kg	2	07/13/17	CW	SW8081B
Methoxychlor	ND	39	39	ug/Kg	2	07/13/17	CW	SW8081B
Toxaphene	ND	150	150	ug/Kg	2	07/13/17	CW	SW8081B
QA/QC Surrogates								
% DCBP	69			%	2	07/13/17	CW	30 - 150 %
% TCMX	71			%	2	07/13/17	CW	30 - 150 %
Volatiles								
1,1,1,2-Tetrachloroethane	ND	5.1	1.0	ug/Kg	1	07/12/17	JLI	SW8260C
1,1,1-Trichloroethane	ND	5.1	0.51	ug/Kg	1	07/12/17	JLI	SW8260C
1,1,2,2-Tetrachloroethane	ND	5.1	1.0	ug/Kg	1	07/12/17	JLI	SW8260C
1,1,2-Trichloroethane	ND	5.1	1.0	ug/Kg	1	07/12/17	JLI	SW8260C
1,1-Dichloroethane	ND	5.1	1.0	ug/Kg	1	07/12/17	JLI	SW8260C

Project ID: 125 BATH ST
Client ID: BB-3/S-1

Phoenix I.D.: BY54992

Parameter	Result	RL/ PQL	LOD/ MDL	Units	Dilution	Date/Time	By	Reference	
1,1-Dichloroethene	ND	5.1	0.51	ug/Kg	1	07/12/17	JLI	SW8260C	
1,1-Dichloropropene	ND	5.1	0.51	ug/Kg	1	07/12/17	JLI	SW8260C	
1,2,3-Trichlorobenzene	ND	5.1	1.0	ug/Kg	1	07/12/17	JLI	SW8260C	
1,2,3-Trichloropropane	ND	5.1	0.51	ug/Kg	1	07/12/17	JLI	SW8260C	
1,2,4-Trichlorobenzene	ND	5.1	1.0	ug/Kg	1	07/12/17	JLI	SW8260C	
1,2,4-Trimethylbenzene	ND	5.1	0.51	ug/Kg	1	07/12/17	JLI	SW8260C	
1,2-Dibromo-3-chloropropane	ND	5.1	1.0	ug/Kg	1	07/12/17	JLI	SW8260C	
1,2-Dibromoethane	ND	5.1	0.51	ug/Kg	1	07/12/17	JLI	SW8260C	
1,2-Dichlorobenzene	ND	5.1	0.51	ug/Kg	1	07/12/17	JLI	SW8260C	
1,2-Dichloroethane	ND	5.1	0.51	ug/Kg	1	07/12/17	JLI	SW8260C	
1,2-Dichloropropane	ND	5.1	1.0	ug/Kg	1	07/12/17	JLI	SW8260C	
1,3,5-Trimethylbenzene	ND	5.1	0.51	ug/Kg	1	07/12/17	JLI	SW8260C	
1,3-Dichlorobenzene	ND	5.1	0.51	ug/Kg	1	07/12/17	JLI	SW8260C	
1,3-Dichloropropane	ND	5.1	1.0	ug/Kg	1	07/12/17	JLI	SW8260C	
1,4-Dichlorobenzene	ND	5.1	0.51	ug/Kg	1	07/12/17	JLI	SW8260C	
2,2-Dichloropropane	ND	5.1	0.51	ug/Kg	1	07/12/17	JLI	SW8260C	
2-Chlorotoluene	ND	5.1	1.0	ug/Kg	1	07/12/17	JLI	SW8260C	
2-Hexanone	ND	25	5.1	ug/Kg	1	07/12/17	JLI	SW8260C	
2-Isopropyltoluene	ND	5.1	0.51	ug/Kg	1	07/12/17	JLI	SW8260C	1
4-Chlorotoluene	ND	5.1	0.51	ug/Kg	1	07/12/17	JLI	SW8260C	
4-Methyl-2-pentanone	ND	25	5.1	ug/Kg	1	07/12/17	JLI	SW8260C	
Acetone	ND	25	5.1	ug/Kg	1	07/12/17	JLI	SW8260C	
Acrylonitrile	ND	10	1.0	ug/Kg	1	07/12/17	JLI	SW8260C	
Benzene	ND	5.1	0.51	ug/Kg	1	07/12/17	JLI	SW8260C	
Bromobenzene	ND	5.1	0.51	ug/Kg	1	07/12/17	JLI	SW8260C	
Bromochloromethane	ND	5.1	0.51	ug/Kg	1	07/12/17	JLI	SW8260C	
Bromodichloromethane	ND	5.1	1.0	ug/Kg	1	07/12/17	JLI	SW8260C	
Bromoform	ND	5.1	1.0	ug/Kg	1	07/12/17	JLI	SW8260C	
Bromomethane	ND	5.1	2.0	ug/Kg	1	07/12/17	JLI	SW8260C	
Carbon Disulfide	ND	5.1	1.0	ug/Kg	1	07/12/17	JLI	SW8260C	
Carbon tetrachloride	ND	5.1	1.0	ug/Kg	1	07/12/17	JLI	SW8260C	
Chlorobenzene	ND	5.1	0.51	ug/Kg	1	07/12/17	JLI	SW8260C	
Chloroethane	ND	5.1	0.51	ug/Kg	1	07/12/17	JLI	SW8260C	
Chloroform	ND	5.1	0.51	ug/Kg	1	07/12/17	JLI	SW8260C	
Chloromethane	ND	5.1	1.0	ug/Kg	1	07/12/17	JLI	SW8260C	
cis-1,2-Dichloroethene	ND	5.1	0.51	ug/Kg	1	07/12/17	JLI	SW8260C	
cis-1,3-Dichloropropene	ND	5.1	0.51	ug/Kg	1	07/12/17	JLI	SW8260C	
Dibromochloromethane	ND	5.1	1.0	ug/Kg	1	07/12/17	JLI	SW8260C	
Dibromomethane	ND	5.1	1.0	ug/Kg	1	07/12/17	JLI	SW8260C	
Dichlorodifluoromethane	ND	5.1	0.51	ug/Kg	1	07/12/17	JLI	SW8260C	
Ethylbenzene	ND	5.1	0.51	ug/Kg	1	07/12/17	JLI	SW8260C	
Hexachlorobutadiene	ND	5.1	0.51	ug/Kg	1	07/12/17	JLI	SW8260C	
Isopropylbenzene	ND	5.1	0.51	ug/Kg	1	07/12/17	JLI	SW8260C	
m&p-Xylene	ND	5.1	1.0	ug/Kg	1	07/12/17	JLI	SW8260C	
Methyl Ethyl Ketone	ND	30	5.1	ug/Kg	1	07/12/17	JLI	SW8260C	
Methyl t-butyl ether (MTBE)	ND	10	1.0	ug/Kg	1	07/12/17	JLI	SW8260C	
Methylene chloride	ND	5.1	5.1	ug/Kg	1	07/12/17	JLI	SW8260C	
Naphthalene	ND	5.1	1.0	ug/Kg	1	07/12/17	JLI	SW8260C	
n-Butylbenzene	ND	5.1	0.51	ug/Kg	1	07/12/17	JLI	SW8260C	

Parameter	Result	RL/ PQL	LOD/ MDL	Units	Dilution	Date/Time	By	Reference	
n-Propylbenzene	ND	5.1	1.0	ug/Kg	1	07/12/17	JLI	SW8260C	
o-Xylene	ND	5.1	1.0	ug/Kg	1	07/12/17	JLI	SW8260C	
p-Isopropyltoluene	ND	5.1	0.51	ug/Kg	1	07/12/17	JLI	SW8260C	
sec-Butylbenzene	ND	5.1	0.51	ug/Kg	1	07/12/17	JLI	SW8260C	
Styrene	ND	5.1	0.51	ug/Kg	1	07/12/17	JLI	SW8260C	
tert-Butylbenzene	ND	5.1	0.51	ug/Kg	1	07/12/17	JLI	SW8260C	
Tetrachloroethene	ND	5.1	1.0	ug/Kg	1	07/12/17	JLI	SW8260C	
Tetrahydrofuran (THF)	ND	10	2.5	ug/Kg	1	07/12/17	JLI	SW8260C	1
Toluene	ND	5.1	0.51	ug/Kg	1	07/12/17	JLI	SW8260C	
trans-1,2-Dichloroethene	ND	5.1	0.51	ug/Kg	1	07/12/17	JLI	SW8260C	
trans-1,3-Dichloropropene	ND	5.1	0.51	ug/Kg	1	07/12/17	JLI	SW8260C	
trans-1,4-dichloro-2-butene	ND	10	2.5	ug/Kg	1	07/12/17	JLI	SW8260C	
Trichloroethene	ND	5.1	0.51	ug/Kg	1	07/12/17	JLI	SW8260C	
Trichlorofluoromethane	ND	5.1	1.0	ug/Kg	1	07/12/17	JLI	SW8260C	
Trichlorotrifluoroethane	ND	5.1	0.51	ug/Kg	1	07/12/17	JLI	SW8260C	
Vinyl chloride	ND	5.1	0.51	ug/Kg	1	07/12/17	JLI	SW8260C	
QA/QC Surrogates									
% 1,2-dichlorobenzene-d4	96			%	1	07/12/17	JLI	70 - 130 %	
% Bromofluorobenzene	99			%	1	07/12/17	JLI	70 - 130 %	
% Dibromofluoromethane	101			%	1	07/12/17	JLI	70 - 130 %	
% Toluene-d8	97			%	1	07/12/17	JLI	70 - 130 %	
Non Target Volatile Compounds	Absent				1	07/12/17	JLI		1

Semivolatiles

1,2,4,5-Tetrachlorobenzene	ND	270	130	ug/Kg	1	07/12/17	KCA	SW8270D	
1,2,4-Trichlorobenzene	ND	270	110	ug/Kg	1	07/12/17	KCA	SW8270D	
1,2-Dichlorobenzene	ND	270	110	ug/Kg	1	07/12/17	KCA	SW8270D	
1,2-Diphenylhydrazine	ND	270	120	ug/Kg	1	07/12/17	KCA	SW8270D	
1,3-Dichlorobenzene	ND	270	110	ug/Kg	1	07/12/17	KCA	SW8270D	
1,4-Dichlorobenzene	ND	270	110	ug/Kg	1	07/12/17	KCA	SW8270D	
2,4,5-Trichlorophenol	ND	270	210	ug/Kg	1	07/12/17	KCA	SW8270D	
2,4,6-Trichlorophenol	ND	190	120	ug/Kg	1	07/12/17	KCA	SW8270D	
2,4-Dichlorophenol	ND	190	130	ug/Kg	1	07/12/17	KCA	SW8270D	
2,4-Dimethylphenol	ND	270	94	ug/Kg	1	07/12/17	KCA	SW8270D	
2,4-Dinitrophenol	ND	270	270	ug/Kg	1	07/12/17	KCA	SW8270D	
2,4-Dinitrotoluene	ND	190	150	ug/Kg	1	07/12/17	KCA	SW8270D	
2,6-Dinitrotoluene	ND	190	120	ug/Kg	1	07/12/17	KCA	SW8270D	
2-Chloronaphthalene	ND	270	110	ug/Kg	1	07/12/17	KCA	SW8270D	
2-Chlorophenol	ND	270	110	ug/Kg	1	07/12/17	KCA	SW8270D	
2-Methylnaphthalene	ND	270	110	ug/Kg	1	07/12/17	KCA	SW8270D	
2-Methylphenol (o-cresol)	ND	270	180	ug/Kg	1	07/12/17	KCA	SW8270D	
2-Nitroaniline	ND	270	270	ug/Kg	1	07/12/17	KCA	SW8270D	
2-Nitrophenol	ND	270	240	ug/Kg	1	07/12/17	KCA	SW8270D	
3&4-Methylphenol (m&p-cresol)	ND	270	150	ug/Kg	1	07/12/17	KCA	SW8270D	1
3,3'-Dichlorobenzidine	ND	190	180	ug/Kg	1	07/12/17	KCA	SW8270D	
3-Nitroaniline	ND	380	760	ug/Kg	1	07/12/17	KCA	SW8270D	
4,6-Dinitro-2-methylphenol	ND	230	76	ug/Kg	1	07/12/17	KCA	SW8270D	
4-Bromophenyl phenyl ether	ND	270	110	ug/Kg	1	07/12/17	KCA	SW8270D	
4-Chloro-3-methylphenol	ND	270	130	ug/Kg	1	07/12/17	KCA	SW8270D	

Parameter	Result	RL/ PQL	LOD/ MDL	Units	Dilution	Date/Time	By	Reference	
4-Chloroaniline	ND	300	180	ug/Kg	1	07/12/17	KCA	SW8270D	
4-Chlorophenyl phenyl ether	ND	270	130	ug/Kg	1	07/12/17	KCA	SW8270D	
4-Nitroaniline	ND	380	130	ug/Kg	1	07/12/17	KCA	SW8270D	
4-Nitrophenol	ND	380	170	ug/Kg	1	07/12/17	KCA	SW8270D	
Acenaphthene	ND	270	120	ug/Kg	1	07/12/17	KCA	SW8270D	
Acenaphthylene	ND	270	110	ug/Kg	1	07/12/17	KCA	SW8270D	
Acetophenone	ND	270	120	ug/Kg	1	07/12/17	KCA	SW8270D	
Aniline	ND	300	300	ug/Kg	1	07/12/17	KCA	SW8270D	
Anthracene	ND	270	120	ug/Kg	1	07/12/17	KCA	SW8270D	
Benz(a)anthracene	ND	270	130	ug/Kg	1	07/12/17	KCA	SW8270D	
Benzidine	ND	380	220	ug/Kg	1	07/12/17	KCA	SW8270D	
Benzo(a)pyrene	ND	190	120	ug/Kg	1	07/12/17	KCA	SW8270D	
Benzo(b)fluoranthene	ND	270	130	ug/Kg	1	07/12/17	KCA	SW8270D	
Benzo(ghi)perylene	ND	270	120	ug/Kg	1	07/12/17	KCA	SW8270D	
Benzo(k)fluoranthene	ND	270	130	ug/Kg	1	07/12/17	KCA	SW8270D	
Benzoic acid	ND	1900	760	ug/Kg	1	07/12/17	KCA	SW8270D	1
Benzyl butyl phthalate	ND	270	98	ug/Kg	1	07/12/17	KCA	SW8270D	
Bis(2-chloroethoxy)methane	ND	270	100	ug/Kg	1	07/12/17	KCA	SW8270D	
Bis(2-chloroethyl)ether	ND	190	100	ug/Kg	1	07/12/17	KCA	SW8270D	
Bis(2-chloroisopropyl)ether	ND	270	110	ug/Kg	1	07/12/17	KCA	SW8270D	
Bis(2-ethylhexyl)phthalate	ND	270	110	ug/Kg	1	07/12/17	KCA	SW8270D	
Carbazole	ND	190	150	ug/Kg	1	07/12/17	KCA	SW8270D	
Chrysene	ND	270	130	ug/Kg	1	07/12/17	KCA	SW8270D	
Dibenz(a,h)anthracene	ND	190	120	ug/Kg	1	07/12/17	KCA	SW8270D	
Dibenzofuran	ND	270	110	ug/Kg	1	07/12/17	KCA	SW8270D	
Diethyl phthalate	ND	270	120	ug/Kg	1	07/12/17	KCA	SW8270D	
Dimethylphthalate	ND	270	120	ug/Kg	1	07/12/17	KCA	SW8270D	
Di-n-butylphthalate	ND	270	100	ug/Kg	1	07/12/17	KCA	SW8270D	
Di-n-octylphthalate	ND	270	98	ug/Kg	1	07/12/17	KCA	SW8270D	
Fluoranthene	ND	270	120	ug/Kg	1	07/12/17	KCA	SW8270D	
Fluorene	ND	270	130	ug/Kg	1	07/12/17	KCA	SW8270D	
Hexachlorobenzene	ND	190	110	ug/Kg	1	07/12/17	KCA	SW8270D	
Hexachlorobutadiene	ND	270	140	ug/Kg	1	07/12/17	KCA	SW8270D	
Hexachlorocyclopentadiene	ND	270	120	ug/Kg	1	07/12/17	KCA	SW8270D	
Hexachloroethane	ND	190	110	ug/Kg	1	07/12/17	KCA	SW8270D	
Indeno(1,2,3-cd)pyrene	ND	270	130	ug/Kg	1	07/12/17	KCA	SW8270D	
Isophorone	ND	190	110	ug/Kg	1	07/12/17	KCA	SW8270D	
Naphthalene	ND	270	110	ug/Kg	1	07/12/17	KCA	SW8270D	
Nitrobenzene	ND	190	130	ug/Kg	1	07/12/17	KCA	SW8270D	
N-Nitrosodimethylamine	ND	270	110	ug/Kg	1	07/12/17	KCA	SW8270D	
N-Nitrosodi-n-propylamine	ND	190	120	ug/Kg	1	07/12/17	KCA	SW8270D	
N-Nitrosodiphenylamine	ND	270	150	ug/Kg	1	07/12/17	KCA	SW8270D	
Pentachloronitrobenzene	ND	270	140	ug/Kg	1	07/12/17	KCA	SW8270D	
Pentachlorophenol	ND	230	140	ug/Kg	1	07/12/17	KCA	SW8270D	
Phenanthrene	ND	270	110	ug/Kg	1	07/12/17	KCA	SW8270D	
Phenol	ND	270	120	ug/Kg	1	07/12/17	KCA	SW8270D	
Pyrene	ND	270	130	ug/Kg	1	07/12/17	KCA	SW8270D	
Pyridine	ND	270	93	ug/Kg	1	07/12/17	KCA	SW8270D	

QA/QC Surrogates

Parameter	Result	RL/ PQL	LOD/ MDL	Units	Dilution	Date/Time	By	Reference	
% 2,4,6-Tribromophenol	65			%	1	07/12/17	KCA	30 - 130 %	
% 2-Fluorobiphenyl	69			%	1	07/12/17	KCA	30 - 130 %	
% 2-Fluorophenol	52			%	1	07/12/17	KCA	30 - 130 %	
% Nitrobenzene-d5	59			%	1	07/12/17	KCA	30 - 130 %	
% Phenol-d5	59			%	1	07/12/17	KCA	30 - 130 %	
% Terphenyl-d14	68			%	1	07/12/17	KCA	30 - 130 %	
Non Target Semivolatile Compounds	Absent				1	07/13/17	KCA		1

1 = This parameter is not certified by NY NELAC for this matrix. NY NELAC does not offer certification for all parameters at this time.
B = Present in blank, no bias suspected.

RL/PQL=Reporting/Practical Quantitation Level (Equivalent to NELAC LOQ, Limit of Quantitation) ND=Not Detected BRL=Below Reporting Level L=Biased Low LOD=Limit of Detection MDL=Method Detection Limit1
QA/QC Surrogates: Surrogates are compounds (preceeded with a %) added by the lab to determine analysis efficiency. Surrogate results(%) listed in the report are not "detected" compounds.

Comments:

Per 1.4.6 of EPA method 8270D, 1,2-Diphenylhydrazine is unstable and readily converts to Azobenzene. Azobenzene is used for the calibration of 1,2-Diphenylhydrazine.

Please be advised that the NY 375 soil criteria for chromium are based on hexavalent chromium and trivalent chromium.

All soils, solids and sludges are reported on a dry weight basis unless otherwise noted in the sample comments.

If there are any questions regarding this data, please call Phoenix Client Services.
This report must not be reproduced except in full as defined by the attached chain of custody.

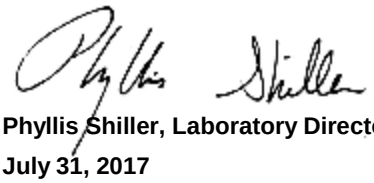

Phyllis Shiller, Laboratory Director
July 31, 2017
Reviewed and Released by: Jon Carlson, Project Manager

Environmental Laboratories, Inc.
587 East Middle Turnpike, P.O.Box 370, Manchester, CT 06045
Tel. (860) 645-1102 Fax (860) 645-0823

NY # 11301

Analysis Report

July 31, 2017

FOR: Attn: Mr. Jeff Wink
NETC
PO Box 2167
Ballston Spa, NY 12020

Sample Information		Custody Information		Date	Time
Matrix:	SOIL	Collected by:		07/05/17	8:40
Location Code:	NETC	Received by:	SW	07/07/17	17:10
Rush Request:	72 Hour	Analyzed by:	see "By" below		
P.O.#:	15.0918304				

Laboratory Data

SDG ID: GBY54991
Phoenix ID: BY54993

Project ID: 125 BATH ST
Client ID: DB-2/S-1

Parameter	Result		RL/ PQL	LOD/ MDL	Units	Dilution	Date/Time	By	Reference	
Aluminum	6810		39	7.8	mg/Kg	10	07/14/17	LK	SW6010C	
Antimony	2.9		1.9	1.9	mg/Kg	1	07/14/17	LK	SW6010C	
Arsenic	1.63		0.78	0.78	mg/Kg	1	07/14/17	LK	SW6010C	
Barium	16.7		0.8	0.39	mg/Kg	1	07/14/17	LK	SW6010C	
Beryllium	0.30	J	0.31	0.16	mg/Kg	1	07/14/17	LK	SW6010C	
Calcium	5890		3.9	3.6	mg/Kg	1	07/14/17	LK	SW6010C	
Cadmium	ND		0.39	0.39	mg/Kg	1	07/14/17	LK	SW6010C	
Chromium	10.6		0.39	0.39	mg/Kg	1	07/14/17	LK	SW6010C	
Cobalt	3.86		0.39	0.39	mg/Kg	1	07/14/17	LK	SW6010C	
Copper	5.96		0.39	0.39	mg/kg	1	07/14/17	LK	SW6010C	
Iron	8580		39	39	mg/Kg	10	07/14/17	LK	SW6010C	B
Lead	5.9		0.8	0.39	mg/Kg	1	07/14/17	LK	SW6010C	
Magnesium	2050		3.9	3.9	mg/Kg	1	07/14/17	LK	SW6010C	
Manganese	132		0.39	0.39	mg/Kg	1	07/14/17	LK	SW6010C	
Mercury	0.03	J	0.03	0.02	mg/Kg	1	07/12/17	RS	SW7471B	
Nickel	4.98		0.39	0.39	mg/Kg	1	07/14/17	LK	SW6010C	
Potassium	587	N	8	3.0	mg/Kg	1	07/14/17	LK	SW6010C	
Selenium	ND		1.6	1.3	mg/Kg	1	07/14/17	LK	SW6010C	
Silver	ND		0.39	0.39	mg/Kg	1	07/14/17	LK	SW6010C	
Sodium	206	N	8	3.3	mg/Kg	1	07/14/17	LK	SW6010C	B
Thallium	ND		1.6	1.6	mg/Kg	1	07/14/17	LK	SW6010C	
Vanadium	21.6		0.39	0.39	mg/Kg	1	07/14/17	LK	SW6010C	
Zinc	32.0		0.8	0.39	mg/Kg	1	07/14/17	LK	SW6010C	
Percent Solid	88				%		07/11/17	Q	SW846-%Solid	
Soil Extraction for PCB	Completed						07/12/17	Q/V	SW3545A	
Soil Extraction for Pest	Completed						07/12/17	Q/V	SW3545A	
Soil Extraction for SVOA	Completed						07/12/17	Q/CKV	SW3545A	
Mercury Digestion	Completed						07/12/17	Q/W	SW7471B	

Parameter	Result	RL/ PQL	LOD/ MDL	Units	Dilution	Date/Time	By	Reference
Total Metals Digest	Completed					07/11/17	L/AG	SW3050B
Field Extraction	Completed					07/05/17		SW5035A
Polychlorinated Biphenyls								
PCB-1016	ND	74	74	ug/Kg	2	07/13/17	AW	SW8082A
PCB-1221	ND	74	74	ug/Kg	2	07/13/17	AW	SW8082A
PCB-1232	ND	74	74	ug/Kg	2	07/13/17	AW	SW8082A
PCB-1242	ND	74	74	ug/Kg	2	07/13/17	AW	SW8082A
PCB-1248	ND	74	74	ug/Kg	2	07/13/17	AW	SW8082A
PCB-1254	ND	74	74	ug/Kg	2	07/13/17	AW	SW8082A
PCB-1260	ND	74	74	ug/Kg	2	07/13/17	AW	SW8082A
PCB-1262	ND	74	74	ug/Kg	2	07/13/17	AW	SW8082A
PCB-1268	ND	74	74	ug/Kg	2	07/13/17	AW	SW8082A
QA/QC Surrogates								
% DCBP	94			%	2	07/13/17	AW	30 - 150 %
% TCMX	88			%	2	07/13/17	AW	30 - 150 %
Pesticides - Soil								
4,4' -DDD	ND	2.2	2.2	ug/Kg	2	07/13/17	CW	SW8081B
4,4' -DDE	ND	2.2	2.2	ug/Kg	2	07/13/17	CW	SW8081B
4,4' -DDT	9.2	2.2	2.2	ug/Kg	2	07/13/17	CW	SW8081B
a-BHC	ND	7.4	7.4	ug/Kg	2	07/13/17	CW	SW8081B
a-Chlordane	ND	3.7	3.7	ug/Kg	2	07/13/17	CW	SW8081B
Aldrin	ND	3.7	3.7	ug/Kg	2	07/13/17	CW	SW8081B
b-BHC	ND	7.4	7.4	ug/Kg	2	07/13/17	CW	SW8081B
Chlordane	ND	37	37	ug/Kg	2	07/13/17	CW	SW8081B
d-BHC	ND	7.4	7.4	ug/Kg	2	07/13/17	CW	SW8081B
Dieldrin	ND	3.7	3.7	ug/Kg	2	07/13/17	CW	SW8081B
Endosulfan I	ND	7.4	7.4	ug/Kg	2	07/13/17	CW	SW8081B
Endosulfan II	ND	7.4	7.4	ug/Kg	2	07/13/17	CW	SW8081B
Endosulfan sulfate	ND	7.4	7.4	ug/Kg	2	07/13/17	CW	SW8081B
Endrin	ND	7.4	7.4	ug/Kg	2	07/13/17	CW	SW8081B
Endrin aldehyde	ND	7.4	7.4	ug/Kg	2	07/13/17	CW	SW8081B
Endrin ketone	ND	7.4	7.4	ug/Kg	2	07/13/17	CW	SW8081B
g-BHC	ND	1.5	1.5	ug/Kg	2	07/13/17	CW	SW8081B
g-Chlordane	ND	3.7	3.7	ug/Kg	2	07/13/17	CW	SW8081B
Heptachlor	ND	7.4	7.4	ug/Kg	2	07/13/17	CW	SW8081B
Heptachlor epoxide	ND	7.4	7.4	ug/Kg	2	07/13/17	CW	SW8081B
Methoxychlor	ND	37	37	ug/Kg	2	07/13/17	CW	SW8081B
Toxaphene	ND	150	150	ug/Kg	2	07/13/17	CW	SW8081B
QA/QC Surrogates								
% DCBP	64			%	2	07/13/17	CW	30 - 150 %
% TCMX	68			%	2	07/13/17	CW	30 - 150 %
Volatiles								
1,1,1,2-Tetrachloroethane	ND	5.2	1.0	ug/Kg	1	07/12/17	JLI	SW8260C
1,1,1-Trichloroethane	ND	5.2	0.52	ug/Kg	1	07/12/17	JLI	SW8260C
1,1,2,2-Tetrachloroethane	ND	5.2	1.0	ug/Kg	1	07/12/17	JLI	SW8260C
1,1,2-Trichloroethane	ND	5.2	1.0	ug/Kg	1	07/12/17	JLI	SW8260C
1,1-Dichloroethane	ND	5.2	1.0	ug/Kg	1	07/12/17	JLI	SW8260C

Project ID: 125 BATH ST
Client ID: DB-2/S-1

Phoenix I.D.: BY54993

Parameter	Result		RL/ PQL	LOD/ MDL	Units	Dilution	Date/Time	By	Reference	
1,1-Dichloroethene	ND		5.2	0.52	ug/Kg	1	07/12/17	JLI	SW8260C	
1,1-Dichloropropene	ND		5.2	0.52	ug/Kg	1	07/12/17	JLI	SW8260C	
1,2,3-Trichlorobenzene	ND		5.2	1.0	ug/Kg	1	07/12/17	JLI	SW8260C	
1,2,3-Trichloropropane	ND		5.2	0.52	ug/Kg	1	07/12/17	JLI	SW8260C	
1,2,4-Trichlorobenzene	ND		5.2	1.0	ug/Kg	1	07/12/17	JLI	SW8260C	
1,2,4-Trimethylbenzene	ND		5.2	0.52	ug/Kg	1	07/12/17	JLI	SW8260C	
1,2-Dibromo-3-chloropropane	ND		5.2	1.0	ug/Kg	1	07/12/17	JLI	SW8260C	
1,2-Dibromoethane	ND		5.2	0.52	ug/Kg	1	07/12/17	JLI	SW8260C	
1,2-Dichlorobenzene	ND		5.2	0.52	ug/Kg	1	07/12/17	JLI	SW8260C	
1,2-Dichloroethane	ND		5.2	0.52	ug/Kg	1	07/12/17	JLI	SW8260C	
1,2-Dichloropropane	ND		5.2	1.0	ug/Kg	1	07/12/17	JLI	SW8260C	
1,3,5-Trimethylbenzene	ND		5.2	0.52	ug/Kg	1	07/12/17	JLI	SW8260C	
1,3-Dichlorobenzene	ND		5.2	0.52	ug/Kg	1	07/12/17	JLI	SW8260C	
1,3-Dichloropropane	ND		5.2	1.0	ug/Kg	1	07/12/17	JLI	SW8260C	
1,4-Dichlorobenzene	ND		5.2	0.52	ug/Kg	1	07/12/17	JLI	SW8260C	
2,2-Dichloropropane	ND		5.2	0.52	ug/Kg	1	07/12/17	JLI	SW8260C	
2-Chlorotoluene	ND		5.2	1.0	ug/Kg	1	07/12/17	JLI	SW8260C	
2-Hexanone	ND		26	5.2	ug/Kg	1	07/12/17	JLI	SW8260C	
2-Isopropyltoluene	ND		5.2	0.52	ug/Kg	1	07/12/17	JLI	SW8260C	1
4-Chlorotoluene	ND		5.2	0.52	ug/Kg	1	07/12/17	JLI	SW8260C	
4-Methyl-2-pentanone	ND		26	5.2	ug/Kg	1	07/12/17	JLI	SW8260C	
Acetone	5.7	JS	26	5.2	ug/Kg	1	07/12/17	JLI	SW8260C	
Acrylonitrile	ND		10	1.0	ug/Kg	1	07/12/17	JLI	SW8260C	
Benzene	ND		5.2	0.52	ug/Kg	1	07/12/17	JLI	SW8260C	
Bromobenzene	ND		5.2	0.52	ug/Kg	1	07/12/17	JLI	SW8260C	
Bromochloromethane	ND		5.2	0.52	ug/Kg	1	07/12/17	JLI	SW8260C	
Bromodichloromethane	ND		5.2	1.0	ug/Kg	1	07/12/17	JLI	SW8260C	
Bromoform	ND		5.2	1.0	ug/Kg	1	07/12/17	JLI	SW8260C	
Bromomethane	ND		5.2	2.1	ug/Kg	1	07/12/17	JLI	SW8260C	
Carbon Disulfide	ND		5.2	1.0	ug/Kg	1	07/12/17	JLI	SW8260C	
Carbon tetrachloride	ND		5.2	1.0	ug/Kg	1	07/12/17	JLI	SW8260C	
Chlorobenzene	ND		5.2	0.52	ug/Kg	1	07/12/17	JLI	SW8260C	
Chloroethane	ND		5.2	0.52	ug/Kg	1	07/12/17	JLI	SW8260C	
Chloroform	ND		5.2	0.52	ug/Kg	1	07/12/17	JLI	SW8260C	
Chloromethane	ND		5.2	1.0	ug/Kg	1	07/12/17	JLI	SW8260C	
cis-1,2-Dichloroethene	ND		5.2	0.52	ug/Kg	1	07/12/17	JLI	SW8260C	
cis-1,3-Dichloropropene	ND		5.2	0.52	ug/Kg	1	07/12/17	JLI	SW8260C	
Dibromochloromethane	ND		5.2	1.0	ug/Kg	1	07/12/17	JLI	SW8260C	
Dibromomethane	ND		5.2	1.0	ug/Kg	1	07/12/17	JLI	SW8260C	
Dichlorodifluoromethane	ND		5.2	0.52	ug/Kg	1	07/12/17	JLI	SW8260C	
Ethylbenzene	ND		5.2	0.52	ug/Kg	1	07/12/17	JLI	SW8260C	
Hexachlorobutadiene	ND		5.2	0.52	ug/Kg	1	07/12/17	JLI	SW8260C	
Isopropylbenzene	ND		5.2	0.52	ug/Kg	1	07/12/17	JLI	SW8260C	
m&p-Xylene	ND		5.2	1.0	ug/Kg	1	07/12/17	JLI	SW8260C	
Methyl Ethyl Ketone	ND		31	5.2	ug/Kg	1	07/12/17	JLI	SW8260C	
Methyl t-butyl ether (MTBE)	ND		10	1.0	ug/Kg	1	07/12/17	JLI	SW8260C	
Methylene chloride	ND		5.2	5.2	ug/Kg	1	07/12/17	JLI	SW8260C	
Naphthalene	ND		5.2	1.0	ug/Kg	1	07/12/17	JLI	SW8260C	
n-Butylbenzene	ND		5.2	0.52	ug/Kg	1	07/12/17	JLI	SW8260C	

Parameter	Result	RL/ PQL	LOD/ MDL	Units	Dilution	Date/Time	By	Reference	
n-Propylbenzene	ND	5.2	1.0	ug/Kg	1	07/12/17	JLI	SW8260C	
o-Xylene	ND	5.2	1.0	ug/Kg	1	07/12/17	JLI	SW8260C	
p-Isopropyltoluene	ND	5.2	0.52	ug/Kg	1	07/12/17	JLI	SW8260C	
sec-Butylbenzene	ND	5.2	0.52	ug/Kg	1	07/12/17	JLI	SW8260C	
Styrene	ND	5.2	0.52	ug/Kg	1	07/12/17	JLI	SW8260C	
tert-Butylbenzene	ND	5.2	0.52	ug/Kg	1	07/12/17	JLI	SW8260C	
Tetrachloroethene	ND	5.2	1.0	ug/Kg	1	07/12/17	JLI	SW8260C	
Tetrahydrofuran (THF)	ND	10	2.6	ug/Kg	1	07/12/17	JLI	SW8260C	1
Toluene	ND	5.2	0.52	ug/Kg	1	07/12/17	JLI	SW8260C	
trans-1,2-Dichloroethene	ND	5.2	0.52	ug/Kg	1	07/12/17	JLI	SW8260C	
trans-1,3-Dichloropropene	ND	5.2	0.52	ug/Kg	1	07/12/17	JLI	SW8260C	
trans-1,4-dichloro-2-butene	ND	10	2.6	ug/Kg	1	07/12/17	JLI	SW8260C	
Trichloroethene	ND	5.2	0.52	ug/Kg	1	07/12/17	JLI	SW8260C	
Trichlorofluoromethane	ND	5.2	1.0	ug/Kg	1	07/12/17	JLI	SW8260C	
Trichlorotrifluoroethane	ND	5.2	0.52	ug/Kg	1	07/12/17	JLI	SW8260C	
Vinyl chloride	ND	5.2	0.52	ug/Kg	1	07/12/17	JLI	SW8260C	
QA/QC Surrogates									
% 1,2-dichlorobenzene-d4	98			%	1	07/12/17	JLI	70 - 130 %	
% Bromofluorobenzene	102			%	1	07/12/17	JLI	70 - 130 %	
% Dibromofluoromethane	93			%	1	07/12/17	JLI	70 - 130 %	
% Toluene-d8	97			%	1	07/12/17	JLI	70 - 130 %	
Non Target Volatile Compounds	Absent				1	07/12/17	JLI		1
Semivolatiles									
1,2,4,5-Tetrachlorobenzene	ND	260	130	ug/Kg	1	07/13/17	KCA	SW8270D	
1,2,4-Trichlorobenzene	ND	260	110	ug/Kg	1	07/13/17	KCA	SW8270D	
1,2-Dichlorobenzene	ND	260	110	ug/Kg	1	07/13/17	KCA	SW8270D	
1,2-Diphenylhydrazine	ND	260	120	ug/Kg	1	07/13/17	KCA	SW8270D	
1,3-Dichlorobenzene	ND	260	110	ug/Kg	1	07/13/17	KCA	SW8270D	
1,4-Dichlorobenzene	ND	260	110	ug/Kg	1	07/13/17	KCA	SW8270D	
2,4,5-Trichlorophenol	ND	260	210	ug/Kg	1	07/13/17	KCA	SW8270D	
2,4,6-Trichlorophenol	ND	190	120	ug/Kg	1	07/13/17	KCA	SW8270D	
2,4-Dichlorophenol	ND	190	130	ug/Kg	1	07/13/17	KCA	SW8270D	
2,4-Dimethylphenol	ND	260	93	ug/Kg	1	07/13/17	KCA	SW8270D	
2,4-Dinitrophenol	ND	260	260	ug/Kg	1	07/13/17	KCA	SW8270D	
2,4-Dinitrotoluene	ND	190	150	ug/Kg	1	07/13/17	KCA	SW8270D	
2,6-Dinitrotoluene	ND	190	120	ug/Kg	1	07/13/17	KCA	SW8270D	
2-Chloronaphthalene	ND	260	110	ug/Kg	1	07/13/17	KCA	SW8270D	
2-Chlorophenol	ND	260	110	ug/Kg	1	07/13/17	KCA	SW8270D	
2-Methylnaphthalene	ND	260	110	ug/Kg	1	07/13/17	KCA	SW8270D	
2-Methylphenol (o-cresol)	ND	260	180	ug/Kg	1	07/13/17	KCA	SW8270D	
2-Nitroaniline	ND	260	260	ug/Kg	1	07/13/17	KCA	SW8270D	
2-Nitrophenol	ND	260	240	ug/Kg	1	07/13/17	KCA	SW8270D	
3&4-Methylphenol (m&p-cresol)	ND	260	150	ug/Kg	1	07/13/17	KCA	SW8270D	1
3,3'-Dichlorobenzidine	ND	190	180	ug/Kg	1	07/13/17	KCA	SW8270D	
3-Nitroaniline	ND	380	750	ug/Kg	1	07/13/17	KCA	SW8270D	
4,6-Dinitro-2-methylphenol	ND	230	75	ug/Kg	1	07/13/17	KCA	SW8270D	
4-Bromophenyl phenyl ether	ND	260	110	ug/Kg	1	07/13/17	KCA	SW8270D	
4-Chloro-3-methylphenol	ND	260	130	ug/Kg	1	07/13/17	KCA	SW8270D	

Parameter	Result	RL/ PQL	LOD/ MDL	Units	Dilution	Date/Time	By	Reference	
4-Chloroaniline	ND	300	180	ug/Kg	1	07/13/17	KCA	SW8270D	
4-Chlorophenyl phenyl ether	ND	260	130	ug/Kg	1	07/13/17	KCA	SW8270D	
4-Nitroaniline	ND	380	130	ug/Kg	1	07/13/17	KCA	SW8270D	
4-Nitrophenol	ND	380	170	ug/Kg	1	07/13/17	KCA	SW8270D	
Acenaphthene	ND	260	110	ug/Kg	1	07/13/17	KCA	SW8270D	
Acenaphthylene	ND	260	110	ug/Kg	1	07/13/17	KCA	SW8270D	
Acetophenone	ND	260	120	ug/Kg	1	07/13/17	KCA	SW8270D	
Aniline	ND	300	300	ug/Kg	1	07/13/17	KCA	SW8270D	
Anthracene	ND	260	120	ug/Kg	1	07/13/17	KCA	SW8270D	
Benz(a)anthracene	ND	260	130	ug/Kg	1	07/13/17	KCA	SW8270D	
Benzidine	ND	380	220	ug/Kg	1	07/13/17	KCA	SW8270D	
Benzo(a)pyrene	ND	190	120	ug/Kg	1	07/13/17	KCA	SW8270D	
Benzo(b)fluoranthene	ND	260	130	ug/Kg	1	07/13/17	KCA	SW8270D	
Benzo(ghi)perylene	ND	260	120	ug/Kg	1	07/13/17	KCA	SW8270D	
Benzo(k)fluoranthene	ND	260	120	ug/Kg	1	07/13/17	KCA	SW8270D	
Benzoic acid	ND	1900	750	ug/Kg	1	07/13/17	KCA	SW8270D	1
Benzyl butyl phthalate	ND	260	97	ug/Kg	1	07/13/17	KCA	SW8270D	
Bis(2-chloroethoxy)methane	ND	260	100	ug/Kg	1	07/13/17	KCA	SW8270D	
Bis(2-chloroethyl)ether	ND	190	100	ug/Kg	1	07/13/17	KCA	SW8270D	
Bis(2-chloroisopropyl)ether	ND	260	100	ug/Kg	1	07/13/17	KCA	SW8270D	
Bis(2-ethylhexyl)phthalate	ND	260	110	ug/Kg	1	07/13/17	KCA	SW8270D	
Carbazole	ND	190	150	ug/Kg	1	07/13/17	KCA	SW8270D	
Chrysene	ND	260	130	ug/Kg	1	07/13/17	KCA	SW8270D	
Dibenz(a,h)anthracene	ND	190	120	ug/Kg	1	07/13/17	KCA	SW8270D	
Dibenzofuran	ND	260	110	ug/Kg	1	07/13/17	KCA	SW8270D	
Diethyl phthalate	ND	260	120	ug/Kg	1	07/13/17	KCA	SW8270D	
Dimethylphthalate	ND	260	120	ug/Kg	1	07/13/17	KCA	SW8270D	
Di-n-butylphthalate	ND	260	100	ug/Kg	1	07/13/17	KCA	SW8270D	
Di-n-octylphthalate	ND	260	97	ug/Kg	1	07/13/17	KCA	SW8270D	
Fluoranthene	ND	260	120	ug/Kg	1	07/13/17	KCA	SW8270D	
Fluorene	ND	260	120	ug/Kg	1	07/13/17	KCA	SW8270D	
Hexachlorobenzene	ND	190	110	ug/Kg	1	07/13/17	KCA	SW8270D	
Hexachlorobutadiene	ND	260	140	ug/Kg	1	07/13/17	KCA	SW8270D	
Hexachlorocyclopentadiene	ND	260	120	ug/Kg	1	07/13/17	KCA	SW8270D	
Hexachloroethane	ND	190	110	ug/Kg	1	07/13/17	KCA	SW8270D	
Indeno(1,2,3-cd)pyrene	ND	260	120	ug/Kg	1	07/13/17	KCA	SW8270D	
Isophorone	ND	190	110	ug/Kg	1	07/13/17	KCA	SW8270D	
Naphthalene	ND	260	110	ug/Kg	1	07/13/17	KCA	SW8270D	
Nitrobenzene	ND	190	130	ug/Kg	1	07/13/17	KCA	SW8270D	
N-Nitrosodimethylamine	ND	260	110	ug/Kg	1	07/13/17	KCA	SW8270D	
N-Nitrosodi-n-propylamine	ND	190	120	ug/Kg	1	07/13/17	KCA	SW8270D	
N-Nitrosodiphenylamine	ND	260	140	ug/Kg	1	07/13/17	KCA	SW8270D	
Pentachloronitrobenzene	ND	260	140	ug/Kg	1	07/13/17	KCA	SW8270D	
Pentachlorophenol	ND	230	140	ug/Kg	1	07/13/17	KCA	SW8270D	
Phenanthrene	ND	260	110	ug/Kg	1	07/13/17	KCA	SW8270D	
Phenol	ND	260	120	ug/Kg	1	07/13/17	KCA	SW8270D	
Pyrene	ND	260	130	ug/Kg	1	07/13/17	KCA	SW8270D	
Pyridine	ND	260	93	ug/Kg	1	07/13/17	KCA	SW8270D	

QA/QC Surrogates

Parameter	Result	RL/ PQL	LOD/ MDL	Units	Dilution	Date/Time	By	Reference	
% 2,4,6-Tribromophenol	68			%	1	07/13/17	KCA	30 - 130 %	
% 2-Fluorobiphenyl	68			%	1	07/13/17	KCA	30 - 130 %	
% 2-Fluorophenol	52			%	1	07/13/17	KCA	30 - 130 %	
% Nitrobenzene-d5	60			%	1	07/13/17	KCA	30 - 130 %	
% Phenol-d5	63			%	1	07/13/17	KCA	30 - 130 %	
% Terphenyl-d14	66			%	1	07/13/17	KCA	30 - 130 %	
Non Target Semivolatile Compounds	Absent				1	07/14/17	KCA		1

1 = This parameter is not certified by NY NELAC for this matrix. NY NELAC does not offer certification for all parameters at this time.
B = Present in blank, no bias suspected.

RL/PQL=Reporting/Practical Quantitation Level (Equivalent to NELAC LOQ, Limit of Quantitation) ND=Not Detected BRL=Below Reporting Level L=Biased Low J=Estimated Below RL LOD=Limit of Detection MDL=Method Detection Limit1
QA/QC Surrogates: Surrogates are compounds (preceeded with a %) added by the lab to determine analysis efficiency. Surrogate results(%) listed in the report are not "detected" compounds.

Comments:

Please be advised that the NY 375 soil criteria for chromium are based on hexavalent chromium and trivalent chromium.

Per 1.4.6 of EPA method 8270D, 1,2-Diphenylhydrazine is unstable and readily converts to Azobenzene. Azobenzene is used for the calibration of 1,2-Diphenylhydrazine.

All soils, solids and sludges are reported on a dry weight basis unless otherwise noted in the sample comments.

S - Laboratory solvent, contamination is possible.

If there are any questions regarding this data, please call Phoenix Client Services.
This report must not be reproduced except in full as defined by the attached chain of custody.

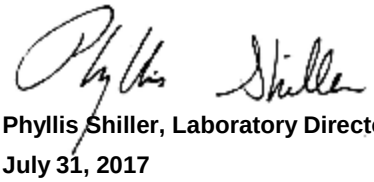

Phyllis Shiller, Laboratory Director
July 31, 2017
Reviewed and Released by: Jon Carlson, Project Manager

Environmental Laboratories, Inc.
587 East Middle Turnpike, P.O.Box 370, Manchester, CT 06045
Tel. (860) 645-1102 Fax (860) 645-0823

ACCREDITED IN ACCORDANCE WITH nelac NY # 11301

Analysis Report

July 31, 2017

FOR: Attn: Mr. Jeff Wink
NETC
PO Box 2167
Ballston Spa, NY 12020

Sample Information		Custody Information		Date	Time
Matrix:	SOIL	Collected by:		07/05/17	8:45
Location Code:	NETC	Received by:	SW	07/07/17	17:10
Rush Request:	72 Hour	Analyzed by:	see "By" below		
P.O.#:	15.0918304				

Laboratory Data

SDG ID: GBY54991
Phoenix ID: BY54994

Project ID: 125 BATH ST
Client ID: DB-1/S-2

Parameter	Result		RL/ PQL	LOD/ MDL	Units	Dilution	Date/Time	By	Reference	
Aluminum	12000		43	8.5	mg/Kg	10	07/14/17	LK	SW6010C	
Antimony	ND		2.1	2.1	mg/Kg	1	07/14/17	LK	SW6010C	
Arsenic	1.34		0.85	0.85	mg/Kg	1	07/14/17	LK	SW6010C	
Barium	52.9		0.9	0.43	mg/Kg	1	07/14/17	LK	SW6010C	
Beryllium	0.44		0.34	0.17	mg/Kg	1	07/14/17	LK	SW6010C	
Calcium	3720		4.3	3.9	mg/Kg	1	07/14/17	LK	SW6010C	
Cadmium	ND		0.43	0.43	mg/Kg	1	07/14/17	LK	SW6010C	
Chromium	10.6		0.43	0.43	mg/Kg	1	07/14/17	LK	SW6010C	
Cobalt	6.21		0.43	0.43	mg/Kg	1	07/14/17	LK	SW6010C	
Copper	8.72		0.43	0.43	mg/kg	1	07/14/17	LK	SW6010C	
Iron	14200		43	43	mg/Kg	10	07/14/17	LK	SW6010C	B
Lead	26.7		0.9	0.43	mg/Kg	1	07/14/17	LK	SW6010C	
Magnesium	2100		4.3	4.3	mg/Kg	1	07/14/17	LK	SW6010C	
Manganese	189		4.3	4.3	mg/Kg	10	07/14/17	LK	SW6010C	
Mercury	0.02	J	0.03	0.02	mg/Kg	1	07/12/17	RS	SW7471B	
Nickel	7.58		0.43	0.43	mg/Kg	1	07/14/17	LK	SW6010C	
Potassium	957	N	9	3.3	mg/Kg	1	07/14/17	LK	SW6010C	
Selenium	ND		1.7	1.5	mg/Kg	1	07/14/17	LK	SW6010C	
Silver	ND		0.43	0.43	mg/Kg	1	07/14/17	LK	SW6010C	
Sodium	263	N	9	3.7	mg/Kg	1	07/14/17	LK	SW6010C	B
Thallium	ND		1.7	1.7	mg/Kg	1	07/14/17	LK	SW6010C	
Vanadium	30.7		0.43	0.43	mg/Kg	1	07/14/17	LK	SW6010C	
Zinc	38.1		0.9	0.43	mg/Kg	1	07/14/17	LK	SW6010C	
Percent Solid	76				%		07/11/17	Q	SW846-%Solid	
Soil Extraction for PCB	Completed						07/12/17	Q/V	SW3545A	
Soil Extraction for Pest	Completed						07/12/17	Q/V	SW3545A	
Soil Extraction for SVOA	Completed						07/12/17	Q/CKV	SW3545A	
Mercury Digestion	Completed						07/12/17	W/Q	SW7471B	

Parameter	Result	RL/ PQL	LOD/ MDL	Units	Dilution	Date/Time	By	Reference
Total Metals Digest	Completed					07/11/17	L/AG	SW3050B
Field Extraction	Completed					07/05/17		SW5035A
Polychlorinated Biphenyls								
PCB-1016	ND	87	87	ug/Kg	2	07/13/17	AW	SW8082A
PCB-1221	ND	87	87	ug/Kg	2	07/13/17	AW	SW8082A
PCB-1232	ND	87	87	ug/Kg	2	07/13/17	AW	SW8082A
PCB-1242	ND	87	87	ug/Kg	2	07/13/17	AW	SW8082A
PCB-1248	ND	87	87	ug/Kg	2	07/13/17	AW	SW8082A
PCB-1254	ND	87	87	ug/Kg	2	07/13/17	AW	SW8082A
PCB-1260	ND	87	87	ug/Kg	2	07/13/17	AW	SW8082A
PCB-1262	ND	87	87	ug/Kg	2	07/13/17	AW	SW8082A
PCB-1268	ND	87	87	ug/Kg	2	07/13/17	AW	SW8082A
QA/QC Surrogates								
% DCBP	78			%	2	07/13/17	AW	30 - 150 %
% TCMX	73			%	2	07/13/17	AW	30 - 150 %
Pesticides - Soil								
4,4' -DDD	ND	2.6	2.6	ug/Kg	2	07/13/17	CW	SW8081B
4,4' -DDE	ND	2.6	2.6	ug/Kg	2	07/13/17	CW	SW8081B
4,4' -DDT	ND	2.6	2.6	ug/Kg	2	07/13/17	CW	SW8081B
a-BHC	ND	8.7	8.7	ug/Kg	2	07/13/17	CW	SW8081B
a-Chlordane	ND	4.4	4.4	ug/Kg	2	07/13/17	CW	SW8081B
Aldrin	ND	4.4	4.4	ug/Kg	2	07/13/17	CW	SW8081B
b-BHC	ND	8.7	8.7	ug/Kg	2	07/13/17	CW	SW8081B
Chlordane	ND	44	44	ug/Kg	2	07/13/17	CW	SW8081B
d-BHC	ND	8.7	8.7	ug/Kg	2	07/13/17	CW	SW8081B
Dieldrin	ND	4.4	4.4	ug/Kg	2	07/13/17	CW	SW8081B
Endosulfan I	ND	8.7	8.7	ug/Kg	2	07/13/17	CW	SW8081B
Endosulfan II	ND	8.7	8.7	ug/Kg	2	07/13/17	CW	SW8081B
Endosulfan sulfate	ND	8.7	8.7	ug/Kg	2	07/13/17	CW	SW8081B
Endrin	ND	8.7	8.7	ug/Kg	2	07/13/17	CW	SW8081B
Endrin aldehyde	ND	8.7	8.7	ug/Kg	2	07/13/17	CW	SW8081B
Endrin ketone	ND	8.7	8.7	ug/Kg	2	07/13/17	CW	SW8081B
g-BHC	ND	5.0	5.0	ug/Kg	2	07/13/17	CW	SW8081B
g-Chlordane	ND	4.4	4.4	ug/Kg	2	07/13/17	CW	SW8081B
Heptachlor	ND	8.7	8.7	ug/Kg	2	07/13/17	CW	SW8081B
Heptachlor epoxide	ND	8.7	8.7	ug/Kg	2	07/13/17	CW	SW8081B
Methoxychlor	ND	44	44	ug/Kg	2	07/13/17	CW	SW8081B
Toxaphene	ND	170	170	ug/Kg	2	07/13/17	CW	SW8081B
QA/QC Surrogates								
% DCBP	94			%	2	07/13/17	CW	30 - 150 %
% TCMX	99			%	2	07/13/17	CW	30 - 150 %
Volatiles								
1,1,1,2-Tetrachloroethane	ND	7.8	1.6	ug/Kg	1	07/12/17	JLI	SW8260C
1,1,1-Trichloroethane	ND	7.8	0.78	ug/Kg	1	07/12/17	JLI	SW8260C
1,1,2,2-Tetrachloroethane	ND	7.8	1.6	ug/Kg	1	07/12/17	JLI	SW8260C
1,1,2-Trichloroethane	ND	7.8	1.6	ug/Kg	1	07/12/17	JLI	SW8260C
1,1-Dichloroethane	ND	7.8	1.6	ug/Kg	1	07/12/17	JLI	SW8260C

Project ID: 125 BATH ST
Client ID: DB-1/S-2

Phoenix I.D.: BY54994

Parameter	Result		RL/ PQL	LOD/ MDL	Units	Dilution	Date/Time	By	Reference	
1,1-Dichloroethene	ND		7.8	0.78	ug/Kg	1	07/12/17	JLI	SW8260C	
1,1-Dichloropropene	ND		7.8	0.78	ug/Kg	1	07/12/17	JLI	SW8260C	
1,2,3-Trichlorobenzene	ND		7.8	1.6	ug/Kg	1	07/12/17	JLI	SW8260C	
1,2,3-Trichloropropane	ND		7.8	0.78	ug/Kg	1	07/12/17	JLI	SW8260C	
1,2,4-Trichlorobenzene	ND		7.8	1.6	ug/Kg	1	07/12/17	JLI	SW8260C	
1,2,4-Trimethylbenzene	ND		7.8	0.78	ug/Kg	1	07/12/17	JLI	SW8260C	
1,2-Dibromo-3-chloropropane	ND		7.8	1.6	ug/Kg	1	07/12/17	JLI	SW8260C	
1,2-Dibromoethane	ND		7.8	0.78	ug/Kg	1	07/12/17	JLI	SW8260C	
1,2-Dichlorobenzene	ND		7.8	0.78	ug/Kg	1	07/12/17	JLI	SW8260C	
1,2-Dichloroethane	ND		7.8	0.78	ug/Kg	1	07/12/17	JLI	SW8260C	
1,2-Dichloropropane	ND		7.8	1.6	ug/Kg	1	07/12/17	JLI	SW8260C	
1,3,5-Trimethylbenzene	ND		7.8	0.78	ug/Kg	1	07/12/17	JLI	SW8260C	
1,3-Dichlorobenzene	ND		7.8	0.78	ug/Kg	1	07/12/17	JLI	SW8260C	
1,3-Dichloropropane	ND		7.8	1.6	ug/Kg	1	07/12/17	JLI	SW8260C	
1,4-Dichlorobenzene	ND		7.8	0.78	ug/Kg	1	07/12/17	JLI	SW8260C	
2,2-Dichloropropane	ND		7.8	0.78	ug/Kg	1	07/12/17	JLI	SW8260C	
2-Chlorotoluene	ND		7.8	1.6	ug/Kg	1	07/12/17	JLI	SW8260C	
2-Hexanone	ND		39	7.8	ug/Kg	1	07/12/17	JLI	SW8260C	
2-Isopropyltoluene	2.8	J	7.8	0.78	ug/Kg	1	07/12/17	JLI	SW8260C	1
4-Chlorotoluene	ND		7.8	0.78	ug/Kg	1	07/12/17	JLI	SW8260C	
4-Methyl-2-pentanone	ND		39	7.8	ug/Kg	1	07/12/17	JLI	SW8260C	
Acetone	110	S	39	7.8	ug/Kg	1	07/12/17	JLI	SW8260C	
Acrylonitrile	ND		16	1.6	ug/Kg	1	07/12/17	JLI	SW8260C	
Benzene	ND		7.8	0.78	ug/Kg	1	07/12/17	JLI	SW8260C	
Bromobenzene	ND		7.8	0.78	ug/Kg	1	07/12/17	JLI	SW8260C	
Bromochloromethane	ND		7.8	0.78	ug/Kg	1	07/12/17	JLI	SW8260C	
Bromodichloromethane	ND		7.8	1.6	ug/Kg	1	07/12/17	JLI	SW8260C	
Bromoform	ND		7.8	1.6	ug/Kg	1	07/12/17	JLI	SW8260C	
Bromomethane	ND		7.8	3.1	ug/Kg	1	07/12/17	JLI	SW8260C	
Carbon Disulfide	ND		7.8	1.6	ug/Kg	1	07/12/17	JLI	SW8260C	
Carbon tetrachloride	ND		7.8	1.6	ug/Kg	1	07/12/17	JLI	SW8260C	
Chlorobenzene	ND		7.8	0.78	ug/Kg	1	07/12/17	JLI	SW8260C	
Chloroethane	ND		7.8	0.78	ug/Kg	1	07/12/17	JLI	SW8260C	
Chloroform	ND		7.8	0.78	ug/Kg	1	07/12/17	JLI	SW8260C	
Chloromethane	ND		7.8	1.6	ug/Kg	1	07/12/17	JLI	SW8260C	
cis-1,2-Dichloroethene	ND		7.8	0.78	ug/Kg	1	07/12/17	JLI	SW8260C	
cis-1,3-Dichloropropene	ND		7.8	0.78	ug/Kg	1	07/12/17	JLI	SW8260C	
Dibromochloromethane	ND		7.8	1.6	ug/Kg	1	07/12/17	JLI	SW8260C	
Dibromomethane	ND		7.8	1.6	ug/Kg	1	07/12/17	JLI	SW8260C	
Dichlorodifluoromethane	ND		7.8	0.78	ug/Kg	1	07/12/17	JLI	SW8260C	
Ethylbenzene	ND		7.8	0.78	ug/Kg	1	07/12/17	JLI	SW8260C	
Hexachlorobutadiene	ND		7.8	0.78	ug/Kg	1	07/12/17	JLI	SW8260C	
Isopropylbenzene	ND		7.8	0.78	ug/Kg	1	07/12/17	JLI	SW8260C	
m&p-Xylene	ND		7.8	1.6	ug/Kg	1	07/12/17	JLI	SW8260C	
Methyl Ethyl Ketone	29	J	47	7.8	ug/Kg	1	07/12/17	JLI	SW8260C	
Methyl t-butyl ether (MTBE)	ND		16	1.6	ug/Kg	1	07/12/17	JLI	SW8260C	
Methylene chloride	ND		7.8	7.8	ug/Kg	1	07/12/17	JLI	SW8260C	
Naphthalene	ND		7.8	1.6	ug/Kg	1	07/12/17	JLI	SW8260C	
n-Butylbenzene	ND		7.8	0.78	ug/Kg	1	07/12/17	JLI	SW8260C	

Parameter	Result	RL/ PQL	LOD/ MDL	Units	Dilution	Date/Time	By	Reference	
n-Propylbenzene	ND	7.8	1.6	ug/Kg	1	07/12/17	JLI	SW8260C	
o-Xylene	ND	7.8	1.6	ug/Kg	1	07/12/17	JLI	SW8260C	
p-Isopropyltoluene	ND	7.8	0.78	ug/Kg	1	07/12/17	JLI	SW8260C	
sec-Butylbenzene	ND	7.8	0.78	ug/Kg	1	07/12/17	JLI	SW8260C	
Styrene	ND	7.8	0.78	ug/Kg	1	07/12/17	JLI	SW8260C	
tert-Butylbenzene	ND	7.8	0.78	ug/Kg	1	07/12/17	JLI	SW8260C	
Tetrachloroethene	ND	7.8	1.6	ug/Kg	1	07/12/17	JLI	SW8260C	
Tetrahydrofuran (THF)	ND	16	3.9	ug/Kg	1	07/12/17	JLI	SW8260C	1
Toluene	ND	7.8	0.78	ug/Kg	1	07/12/17	JLI	SW8260C	
trans-1,2-Dichloroethene	ND	7.8	0.78	ug/Kg	1	07/12/17	JLI	SW8260C	
trans-1,3-Dichloropropene	ND	7.8	0.78	ug/Kg	1	07/12/17	JLI	SW8260C	
trans-1,4-dichloro-2-butene	ND	16	3.9	ug/Kg	1	07/12/17	JLI	SW8260C	
Trichloroethene	ND	7.8	0.78	ug/Kg	1	07/12/17	JLI	SW8260C	
Trichlorofluoromethane	ND	7.8	1.6	ug/Kg	1	07/12/17	JLI	SW8260C	
Trichlorotrifluoroethane	ND	7.8	0.78	ug/Kg	1	07/12/17	JLI	SW8260C	
Vinyl chloride	ND	7.8	0.78	ug/Kg	1	07/12/17	JLI	SW8260C	
QA/QC Surrogates									
% 1,2-dichlorobenzene-d4	98			%	1	07/12/17	JLI	70 - 130 %	
% Bromofluorobenzene	91			%	1	07/12/17	JLI	70 - 130 %	
% Dibromofluoromethane	102			%	1	07/12/17	JLI	70 - 130 %	
% Toluene-d8	94			%	1	07/12/17	JLI	70 - 130 %	
Non Target Volatile Compounds	Present				1	07/12/17	JLI		1

Semivolatiles

1,2,4,5-Tetrachlorobenzene	ND	310	150	ug/Kg	1	07/13/17	KCA	SW8270D	
1,2,4-Trichlorobenzene	ND	310	130	ug/Kg	1	07/13/17	KCA	SW8270D	
1,2-Dichlorobenzene	ND	310	120	ug/Kg	1	07/13/17	KCA	SW8270D	
1,2-Diphenylhydrazine	ND	310	140	ug/Kg	1	07/13/17	KCA	SW8270D	
1,3-Dichlorobenzene	ND	310	130	ug/Kg	1	07/13/17	KCA	SW8270D	
1,4-Dichlorobenzene	ND	310	130	ug/Kg	1	07/13/17	KCA	SW8270D	
2,4,5-Trichlorophenol	ND	310	240	ug/Kg	1	07/13/17	KCA	SW8270D	
2,4,6-Trichlorophenol	ND	220	140	ug/Kg	1	07/13/17	KCA	SW8270D	
2,4-Dichlorophenol	ND	220	150	ug/Kg	1	07/13/17	KCA	SW8270D	
2,4-Dimethylphenol	ND	310	110	ug/Kg	1	07/13/17	KCA	SW8270D	
2,4-Dinitrophenol	ND	310	310	ug/Kg	1	07/13/17	KCA	SW8270D	
2,4-Dinitrotoluene	ND	220	170	ug/Kg	1	07/13/17	KCA	SW8270D	
2,6-Dinitrotoluene	ND	220	140	ug/Kg	1	07/13/17	KCA	SW8270D	
2-Chloronaphthalene	ND	310	120	ug/Kg	1	07/13/17	KCA	SW8270D	
2-Chlorophenol	ND	310	120	ug/Kg	1	07/13/17	KCA	SW8270D	
2-Methylnaphthalene	ND	310	130	ug/Kg	1	07/13/17	KCA	SW8270D	
2-Methylphenol (o-cresol)	ND	310	210	ug/Kg	1	07/13/17	KCA	SW8270D	
2-Nitroaniline	ND	310	310	ug/Kg	1	07/13/17	KCA	SW8270D	
2-Nitrophenol	ND	310	280	ug/Kg	1	07/13/17	KCA	SW8270D	
3&4-Methylphenol (m&p-cresol)	ND	310	170	ug/Kg	1	07/13/17	KCA	SW8270D	1
3,3'-Dichlorobenzidine	ND	220	210	ug/Kg	1	07/13/17	KCA	SW8270D	
3-Nitroaniline	ND	440	880	ug/Kg	1	07/13/17	KCA	SW8270D	
4,6-Dinitro-2-methylphenol	ND	260	88	ug/Kg	1	07/13/17	KCA	SW8270D	
4-Bromophenyl phenyl ether	ND	310	130	ug/Kg	1	07/13/17	KCA	SW8270D	
4-Chloro-3-methylphenol	ND	310	150	ug/Kg	1	07/13/17	KCA	SW8270D	

Parameter	Result	RL/ PQL	LOD/ MDL	Units	Dilution	Date/Time	By	Reference	
4-Chloroaniline	ND	350	200	ug/Kg	1	07/13/17	KCA	SW8270D	
4-Chlorophenyl phenyl ether	ND	310	150	ug/Kg	1	07/13/17	KCA	SW8270D	
4-Nitroaniline	ND	440	150	ug/Kg	1	07/13/17	KCA	SW8270D	
4-Nitrophenol	ND	440	200	ug/Kg	1	07/13/17	KCA	SW8270D	
Acenaphthene	ND	310	130	ug/Kg	1	07/13/17	KCA	SW8270D	
Acenaphthylene	ND	310	120	ug/Kg	1	07/13/17	KCA	SW8270D	
Acetophenone	ND	310	140	ug/Kg	1	07/13/17	KCA	SW8270D	
Aniline	ND	350	350	ug/Kg	1	07/13/17	KCA	SW8270D	
Anthracene	ND	310	140	ug/Kg	1	07/13/17	KCA	SW8270D	
Benz(a)anthracene	ND	310	150	ug/Kg	1	07/13/17	KCA	SW8270D	
Benzidine	ND	440	260	ug/Kg	1	07/13/17	KCA	SW8270D	
Benzo(a)pyrene	ND	220	140	ug/Kg	1	07/13/17	KCA	SW8270D	
Benzo(b)fluoranthene	ND	310	150	ug/Kg	1	07/13/17	KCA	SW8270D	
Benzo(ghi)perylene	ND	310	140	ug/Kg	1	07/13/17	KCA	SW8270D	
Benzo(k)fluoranthene	ND	310	150	ug/Kg	1	07/13/17	KCA	SW8270D	
Benzoic acid	ND	2200	880	ug/Kg	1	07/13/17	KCA	SW8270D	1
Benzyl butyl phthalate	ND	310	110	ug/Kg	1	07/13/17	KCA	SW8270D	
Bis(2-chloroethoxy)methane	ND	310	120	ug/Kg	1	07/13/17	KCA	SW8270D	
Bis(2-chloroethyl)ether	ND	220	120	ug/Kg	1	07/13/17	KCA	SW8270D	
Bis(2-chloroisopropyl)ether	ND	310	120	ug/Kg	1	07/13/17	KCA	SW8270D	
Bis(2-ethylhexyl)phthalate	ND	310	130	ug/Kg	1	07/13/17	KCA	SW8270D	
Carbazole	ND	220	180	ug/Kg	1	07/13/17	KCA	SW8270D	
Chrysene	ND	310	150	ug/Kg	1	07/13/17	KCA	SW8270D	
Dibenz(a,h)anthracene	ND	220	140	ug/Kg	1	07/13/17	KCA	SW8270D	
Dibenzofuran	ND	310	130	ug/Kg	1	07/13/17	KCA	SW8270D	
Diethyl phthalate	ND	310	140	ug/Kg	1	07/13/17	KCA	SW8270D	
Dimethylphthalate	ND	310	140	ug/Kg	1	07/13/17	KCA	SW8270D	
Di-n-butylphthalate	ND	310	120	ug/Kg	1	07/13/17	KCA	SW8270D	
Di-n-octylphthalate	ND	310	110	ug/Kg	1	07/13/17	KCA	SW8270D	
Fluoranthene	ND	310	140	ug/Kg	1	07/13/17	KCA	SW8270D	
Fluorene	ND	310	140	ug/Kg	1	07/13/17	KCA	SW8270D	
Hexachlorobenzene	ND	220	130	ug/Kg	1	07/13/17	KCA	SW8270D	
Hexachlorobutadiene	ND	310	160	ug/Kg	1	07/13/17	KCA	SW8270D	
Hexachlorocyclopentadiene	ND	310	130	ug/Kg	1	07/13/17	KCA	SW8270D	
Hexachloroethane	ND	220	130	ug/Kg	1	07/13/17	KCA	SW8270D	
Indeno(1,2,3-cd)pyrene	ND	310	150	ug/Kg	1	07/13/17	KCA	SW8270D	
Isophorone	ND	220	120	ug/Kg	1	07/13/17	KCA	SW8270D	
Naphthalene	ND	310	130	ug/Kg	1	07/13/17	KCA	SW8270D	
Nitrobenzene	ND	220	150	ug/Kg	1	07/13/17	KCA	SW8270D	
N-Nitrosodimethylamine	ND	310	120	ug/Kg	1	07/13/17	KCA	SW8270D	
N-Nitrosodi-n-propylamine	ND	220	140	ug/Kg	1	07/13/17	KCA	SW8270D	
N-Nitrosodiphenylamine	ND	310	170	ug/Kg	1	07/13/17	KCA	SW8270D	
Pentachloronitrobenzene	ND	310	160	ug/Kg	1	07/13/17	KCA	SW8270D	
Pentachlorophenol	ND	260	170	ug/Kg	1	07/13/17	KCA	SW8270D	
Phenanthrene	ND	310	130	ug/Kg	1	07/13/17	KCA	SW8270D	
Phenol	ND	310	140	ug/Kg	1	07/13/17	KCA	SW8270D	
Pyrene	ND	310	150	ug/Kg	1	07/13/17	KCA	SW8270D	
Pyridine	ND	310	110	ug/Kg	1	07/13/17	KCA	SW8270D	

QA/QC Surrogates

Parameter	Result	RL/ PQL	LOD/ MDL	Units	Dilution	Date/Time	By	Reference	
% 2,4,6-Tribromophenol	60			%	1	07/13/17	KCA	30 - 130 %	
% 2-Fluorobiphenyl	59			%	1	07/13/17	KCA	30 - 130 %	
% 2-Fluorophenol	45			%	1	07/13/17	KCA	30 - 130 %	
% Nitrobenzene-d5	45			%	1	07/13/17	KCA	30 - 130 %	
% Phenol-d5	53			%	1	07/13/17	KCA	30 - 130 %	
% Terphenyl-d14	65			%	1	07/13/17	KCA	30 - 130 %	
Non Target Semivolatile Compounds	Absent				1	07/14/17	KCA		1

1 = This parameter is not certified by NY NELAC for this matrix. NY NELAC does not offer certification for all parameters at this time.
B = Present in blank, no bias suspected.

RL/PQL=Reporting/Practical Quantitation Level (Equivalent to NELAC LOQ, Limit of Quantitation) ND=Not Detected BRL=Below Reporting Level L=Biased Low J=Estimated Below RL LOD=Limit of Detection MDL=Method Detection Limit1
QA/QC Surrogates: Surrogates are compounds (preceeded with a %) added by the lab to determine analysis efficiency. Surrogate results(%) listed in the report are not "detected" compounds.

Comments:

Per 1.4.6 of EPA method 8270D, 1,2-Diphenylhydrazine is unstable and readily converts to Azobenzene. Azobenzene is used for the calibration of 1,2-Diphenylhydrazine.

Please be advised that the NY 375 soil criteria for chromium are based on hexavalent chromium and trivalent chromium.

All soils, solids and sludges are reported on a dry weight basis unless otherwise noted in the sample comments.

S - Laboratory solvent, contamination is possible.

If there are any questions regarding this data, please call Phoenix Client Services.
This report must not be reproduced except in full as defined by the attached chain of custody.

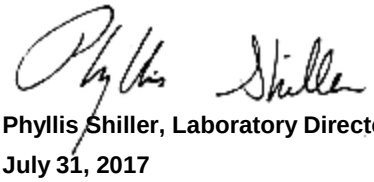

Phyllis Shiller, Laboratory Director
July 31, 2017
Reviewed and Released by: Jon Carlson, Project Manager

PHOENIX

Environmental Laboratories, Inc.
587 East Middle Turnpike, P.O.Box 370, Manchester, CT 06045
Tel. (860) 645-1102 Fax (860) 645-0823

ACCREDITED IN ACCORDANCE WITH nelac NY # 11301

Analysis Report

July 31, 2017

FOR: Attn: Mr. Jeff Wink
NETC
PO Box 2167
Ballston Spa, NY 12020

Sample Information		Custody Information		Date	Time
Matrix:	SOIL	Collected by:		07/05/17	10:00
Location Code:	NETC	Received by:	SW	07/07/17	17:10
Rush Request:	72 Hour	Analyzed by:	see "By" below		
P.O.#:	15.0918304				

Laboratory Data

SDG ID: GBY54991
Phoenix ID: BY54995

Project ID: 125 BATH ST
Client ID: USB-1/S-1

Parameter	Result		RL/ PQL	LOD/ MDL	Units	Dilution	Date/Time	By	Reference	
Aluminum	6610		38	7.5	mg/Kg	10	07/14/17	LK	SW6010C	
Antimony	ND		1.9	1.9	mg/Kg	1	07/14/17	LK	SW6010C	
Arsenic	5.20		0.75	0.75	mg/Kg	1	07/14/17	LK	SW6010C	
Barium	90.8		0.8	0.38	mg/Kg	1	07/14/17	LK	SW6010C	
Beryllium	0.29	J	0.30	0.15	mg/Kg	1	07/14/17	LK	SW6010C	
Calcium	83600		38	35	mg/Kg	10	07/14/17	LK	SW6010C	
Cadmium	0.39		0.38	0.38	mg/Kg	1	07/14/17	LK	SW6010C	
Chromium	181		3.8	3.8	mg/Kg	10	07/14/17	LK	SW6010C	
Cobalt	3.83		0.38	0.38	mg/Kg	1	07/14/17	LK	SW6010C	
Copper	19.1		0.38	0.38	mg/kg	1	07/14/17	LK	SW6010C	
Iron	11400		38	38	mg/Kg	10	07/14/17	LK	SW6010C	B
Lead	18.0		0.8	0.38	mg/Kg	1	07/14/17	LK	SW6010C	
Magnesium	34200		38	38	mg/Kg	10	07/14/17	LK	SW6010C	
Manganese	185		3.8	3.8	mg/Kg	10	07/14/17	LK	SW6010C	
Mercury	ND		0.03	0.02	mg/Kg	1	07/12/17	RS	SW7471B	
Nickel	8.69		0.38	0.38	mg/Kg	1	07/14/17	LK	SW6010C	
Potassium	1120	N	8	2.9	mg/Kg	1	07/14/17	LK	SW6010C	
Selenium	ND		1.5	1.3	mg/Kg	1	07/14/17	LK	SW6010C	
Silver	ND		0.38	0.38	mg/Kg	1	07/14/17	LK	SW6010C	
Sodium	673	N	8	3.2	mg/Kg	1	07/14/17	LK	SW6010C	B
Thallium	ND		1.5	1.5	mg/Kg	1	07/14/17	LK	SW6010C	
Vanadium	16.1		0.38	0.38	mg/Kg	1	07/14/17	LK	SW6010C	
Zinc	49.2		0.8	0.38	mg/Kg	1	07/14/17	LK	SW6010C	
Percent Solid	85				%		07/11/17	Q	SW846-%Solid	
Soil Extraction for PCB	Completed						07/12/17	Q/V	SW3545A	
Soil Extraction for Pest	Completed						07/12/17	Q/V	SW3545A	
Soil Extraction for SVOA	Completed						07/12/17	Q/CKV	SW3545A	
Mercury Digestion	Completed						07/12/17	W/Q	SW7471B	

Parameter	Result	RL/ PQL	LOD/ MDL	Units	Dilution	Date/Time	By	Reference
Total Metals Digest	Completed					07/11/17	L/AG	SW3050B
Field Extraction	Completed					07/05/17		SW5035A
Polychlorinated Biphenyls								
PCB-1016	ND	77	77	ug/Kg	2	07/14/17	AW	SW8082A
PCB-1221	ND	77	77	ug/Kg	2	07/14/17	AW	SW8082A
PCB-1232	ND	77	77	ug/Kg	2	07/14/17	AW	SW8082A
PCB-1242	ND	77	77	ug/Kg	2	07/14/17	AW	SW8082A
PCB-1248	ND	77	77	ug/Kg	2	07/14/17	AW	SW8082A
PCB-1254	ND	77	77	ug/Kg	2	07/14/17	AW	SW8082A
PCB-1260	ND	77	77	ug/Kg	2	07/14/17	AW	SW8082A
PCB-1262	ND	77	77	ug/Kg	2	07/14/17	AW	SW8082A
PCB-1268	ND	77	77	ug/Kg	2	07/14/17	AW	SW8082A
QA/QC Surrogates								
% DCBP	60			%	2	07/14/17	AW	30 - 150 %
% TCMX	78			%	2	07/14/17	AW	30 - 150 %
Pesticides - Soil								
4,4' -DDD	ND	2.3	2.3	ug/Kg	2	07/13/17	C/P	SW8081B
4,4' -DDE	ND	3.3	3.3	ug/Kg	2	07/13/17	C/P	SW8081B
4,4' -DDT	ND	2.3	2.3	ug/Kg	2	07/13/17	C/P	SW8081B
a-BHC	ND	7.7	7.7	ug/Kg	2	07/13/17	C/P	SW8081B
a-Chlordane	ND	3.8	3.8	ug/Kg	2	07/13/17	C/P	SW8081B
Aldrin	ND	3.8	3.8	ug/Kg	2	07/13/17	C/P	SW8081B
b-BHC	ND	7.7	7.7	ug/Kg	2	07/13/17	C/P	SW8081B
Chlordane	ND	38	38	ug/Kg	2	07/13/17	C/P	SW8081B
d-BHC	ND	7.7	7.7	ug/Kg	2	07/13/17	C/P	SW8081B
Dieldrin	ND	3.8	3.8	ug/Kg	2	07/13/17	C/P	SW8081B
Endosulfan I	ND	7.7	7.7	ug/Kg	2	07/13/17	C/P	SW8081B
Endosulfan II	ND	7.7	7.7	ug/Kg	2	07/13/17	C/P	SW8081B
Endosulfan sulfate	ND	7.7	7.7	ug/Kg	2	07/13/17	C/P	SW8081B
Endrin	ND	7.7	7.7	ug/Kg	2	07/13/17	C/P	SW8081B
Endrin aldehyde	ND	7.7	7.7	ug/Kg	2	07/13/17	C/P	SW8081B
Endrin ketone	ND	7.7	7.7	ug/Kg	2	07/13/17	C/P	SW8081B
g-BHC	ND	1.5	1.5	ug/Kg	2	07/13/17	C/P	SW8081B
g-Chlordane	ND	3.8	3.8	ug/Kg	2	07/13/17	C/P	SW8081B
Heptachlor	ND	7.7	7.7	ug/Kg	2	07/13/17	C/P	SW8081B
Heptachlor epoxide	ND	7.7	7.7	ug/Kg	2	07/13/17	C/P	SW8081B
Methoxychlor	ND	38	38	ug/Kg	2	07/13/17	C/P	SW8081B
Toxaphene	ND	150	150	ug/Kg	2	07/13/17	C/P	SW8081B
QA/QC Surrogates								
% DCBP	67			%	2	07/13/17	C/P	30 - 150 %
% TCMX	70			%	2	07/13/17	C/P	30 - 150 %
Volatiles								
1,1,1,2-Tetrachloroethane	ND	7.0	1.4	ug/Kg	1	07/12/17	JLI	SW8260C
1,1,1-Trichloroethane	ND	7.0	0.70	ug/Kg	1	07/12/17	JLI	SW8260C
1,1,2,2-Tetrachloroethane	ND	7.0	1.4	ug/Kg	1	07/12/17	JLI	SW8260C
1,1,2-Trichloroethane	ND	7.0	1.4	ug/Kg	1	07/12/17	JLI	SW8260C
1,1-Dichloroethane	ND	7.0	1.4	ug/Kg	1	07/12/17	JLI	SW8260C

Project ID: 125 BATH ST
Client ID: USB-1/S-1

Phoenix I.D.: BY54995

Parameter	Result		RL/ PQL	LOD/ MDL	Units	Dilution	Date/Time	By	Reference	
1,1-Dichloroethene	ND		7.0	0.70	ug/Kg	1	07/12/17	JLI	SW8260C	
1,1-Dichloropropene	ND		7.0	0.70	ug/Kg	1	07/12/17	JLI	SW8260C	
1,2,3-Trichlorobenzene	ND		7.0	1.4	ug/Kg	1	07/12/17	JLI	SW8260C	
1,2,3-Trichloropropane	ND		7.0	0.70	ug/Kg	1	07/12/17	JLI	SW8260C	
1,2,4-Trichlorobenzene	ND		7.0	1.4	ug/Kg	1	07/12/17	JLI	SW8260C	
1,2,4-Trimethylbenzene	ND		7.0	0.70	ug/Kg	1	07/12/17	JLI	SW8260C	
1,2-Dibromo-3-chloropropane	ND		7.0	1.4	ug/Kg	1	07/12/17	JLI	SW8260C	
1,2-Dibromoethane	ND		7.0	0.70	ug/Kg	1	07/12/17	JLI	SW8260C	
1,2-Dichlorobenzene	ND		7.0	0.70	ug/Kg	1	07/12/17	JLI	SW8260C	
1,2-Dichloroethane	ND		7.0	0.70	ug/Kg	1	07/12/17	JLI	SW8260C	
1,2-Dichloropropane	ND		7.0	1.4	ug/Kg	1	07/12/17	JLI	SW8260C	
1,3,5-Trimethylbenzene	ND		7.0	0.70	ug/Kg	1	07/12/17	JLI	SW8260C	
1,3-Dichlorobenzene	ND		7.0	0.70	ug/Kg	1	07/12/17	JLI	SW8260C	
1,3-Dichloropropane	ND		7.0	1.4	ug/Kg	1	07/12/17	JLI	SW8260C	
1,4-Dichlorobenzene	ND		7.0	0.70	ug/Kg	1	07/12/17	JLI	SW8260C	
2,2-Dichloropropane	ND		7.0	0.70	ug/Kg	1	07/12/17	JLI	SW8260C	
2-Chlorotoluene	ND		7.0	1.4	ug/Kg	1	07/12/17	JLI	SW8260C	
2-Hexanone	ND		35	7.0	ug/Kg	1	07/12/17	JLI	SW8260C	
2-Isopropyltoluene	ND		7.0	0.70	ug/Kg	1	07/12/17	JLI	SW8260C	1
4-Chlorotoluene	ND		7.0	0.70	ug/Kg	1	07/12/17	JLI	SW8260C	
4-Methyl-2-pentanone	ND		35	7.0	ug/Kg	1	07/12/17	JLI	SW8260C	
Acetone	38	S	35	7.0	ug/Kg	1	07/12/17	JLI	SW8260C	
Acrylonitrile	ND		14	1.4	ug/Kg	1	07/12/17	JLI	SW8260C	
Benzene	ND		7.0	0.70	ug/Kg	1	07/12/17	JLI	SW8260C	
Bromobenzene	ND		7.0	0.70	ug/Kg	1	07/12/17	JLI	SW8260C	
Bromochloromethane	ND		7.0	0.70	ug/Kg	1	07/12/17	JLI	SW8260C	
Bromodichloromethane	ND		7.0	1.4	ug/Kg	1	07/12/17	JLI	SW8260C	
Bromoform	ND		7.0	1.4	ug/Kg	1	07/12/17	JLI	SW8260C	
Bromomethane	ND		7.0	2.8	ug/Kg	1	07/12/17	JLI	SW8260C	
Carbon Disulfide	ND		7.0	1.4	ug/Kg	1	07/12/17	JLI	SW8260C	
Carbon tetrachloride	ND		7.0	1.4	ug/Kg	1	07/12/17	JLI	SW8260C	
Chlorobenzene	ND		7.0	0.70	ug/Kg	1	07/12/17	JLI	SW8260C	
Chloroethane	ND		7.0	0.70	ug/Kg	1	07/12/17	JLI	SW8260C	
Chloroform	ND		7.0	0.70	ug/Kg	1	07/12/17	JLI	SW8260C	
Chloromethane	ND		7.0	1.4	ug/Kg	1	07/12/17	JLI	SW8260C	
cis-1,2-Dichloroethene	ND		7.0	0.70	ug/Kg	1	07/12/17	JLI	SW8260C	
cis-1,3-Dichloropropene	ND		7.0	0.70	ug/Kg	1	07/12/17	JLI	SW8260C	
Dibromochloromethane	ND		7.0	1.4	ug/Kg	1	07/12/17	JLI	SW8260C	
Dibromomethane	ND		7.0	1.4	ug/Kg	1	07/12/17	JLI	SW8260C	
Dichlorodifluoromethane	ND		7.0	0.70	ug/Kg	1	07/12/17	JLI	SW8260C	
Ethylbenzene	ND		7.0	0.70	ug/Kg	1	07/12/17	JLI	SW8260C	
Hexachlorobutadiene	ND		7.0	0.70	ug/Kg	1	07/12/17	JLI	SW8260C	
Isopropylbenzene	ND		7.0	0.70	ug/Kg	1	07/12/17	JLI	SW8260C	
m&p-Xylene	ND		7.0	1.4	ug/Kg	1	07/12/17	JLI	SW8260C	
Methyl Ethyl Ketone	ND		42	7.0	ug/Kg	1	07/12/17	JLI	SW8260C	
Methyl t-butyl ether (MTBE)	ND		14	1.4	ug/Kg	1	07/12/17	JLI	SW8260C	
Methylene chloride	ND		7.0	7.0	ug/Kg	1	07/12/17	JLI	SW8260C	
Naphthalene	ND		7.0	1.4	ug/Kg	1	07/12/17	JLI	SW8260C	
n-Butylbenzene	ND		7.0	0.70	ug/Kg	1	07/12/17	JLI	SW8260C	

Parameter	Result	RL/ PQL	LOD/ MDL	Units	Dilution	Date/Time	By	Reference	
n-Propylbenzene	ND	7.0	1.4	ug/Kg	1	07/12/17	JLI	SW8260C	
o-Xylene	ND	7.0	1.4	ug/Kg	1	07/12/17	JLI	SW8260C	
p-Isopropyltoluene	ND	7.0	0.70	ug/Kg	1	07/12/17	JLI	SW8260C	
sec-Butylbenzene	ND	7.0	0.70	ug/Kg	1	07/12/17	JLI	SW8260C	
Styrene	ND	7.0	0.70	ug/Kg	1	07/12/17	JLI	SW8260C	
tert-Butylbenzene	ND	7.0	0.70	ug/Kg	1	07/12/17	JLI	SW8260C	
Tetrachloroethene	ND	7.0	1.4	ug/Kg	1	07/12/17	JLI	SW8260C	
Tetrahydrofuran (THF)	ND	14	3.5	ug/Kg	1	07/12/17	JLI	SW8260C	1
Toluene	ND	7.0	0.70	ug/Kg	1	07/12/17	JLI	SW8260C	
trans-1,2-Dichloroethene	ND	7.0	0.70	ug/Kg	1	07/12/17	JLI	SW8260C	
trans-1,3-Dichloropropene	ND	7.0	0.70	ug/Kg	1	07/12/17	JLI	SW8260C	
trans-1,4-dichloro-2-butene	ND	14	3.5	ug/Kg	1	07/12/17	JLI	SW8260C	
Trichloroethene	ND	7.0	0.70	ug/Kg	1	07/12/17	JLI	SW8260C	
Trichlorofluoromethane	ND	7.0	1.4	ug/Kg	1	07/12/17	JLI	SW8260C	
Trichlorotrifluoroethane	ND	7.0	0.70	ug/Kg	1	07/12/17	JLI	SW8260C	
Vinyl chloride	ND	7.0	0.70	ug/Kg	1	07/12/17	JLI	SW8260C	
QA/QC Surrogates									
% 1,2-dichlorobenzene-d4	109			%	1	07/12/17	JLI	70 - 130 %	
% Bromofluorobenzene	89			%	1	07/12/17	JLI	70 - 130 %	
% Dibromofluoromethane	97			%	1	07/12/17	JLI	70 - 130 %	
% Toluene-d8	96			%	1	07/12/17	JLI	70 - 130 %	
Non Target Volatile Compounds	Absent				1	07/12/17	JLI		1

Semivolatiles

1,2,4,5-Tetrachlorobenzene	ND	270	140	ug/Kg	1	07/13/17	KCA	SW8270D	
1,2,4-Trichlorobenzene	ND	270	120	ug/Kg	1	07/13/17	KCA	SW8270D	
1,2-Dichlorobenzene	ND	270	110	ug/Kg	1	07/13/17	KCA	SW8270D	
1,2-Diphenylhydrazine	ND	270	130	ug/Kg	1	07/13/17	KCA	SW8270D	
1,3-Dichlorobenzene	ND	270	110	ug/Kg	1	07/13/17	KCA	SW8270D	
1,4-Dichlorobenzene	ND	270	110	ug/Kg	1	07/13/17	KCA	SW8270D	
2,4,5-Trichlorophenol	ND	270	210	ug/Kg	1	07/13/17	KCA	SW8270D	
2,4,6-Trichlorophenol	ND	190	120	ug/Kg	1	07/13/17	KCA	SW8270D	
2,4-Dichlorophenol	ND	190	140	ug/Kg	1	07/13/17	KCA	SW8270D	
2,4-Dimethylphenol	ND	270	96	ug/Kg	1	07/13/17	KCA	SW8270D	
2,4-Dinitrophenol	ND	270	270	ug/Kg	1	07/13/17	KCA	SW8270D	
2,4-Dinitrotoluene	ND	190	150	ug/Kg	1	07/13/17	KCA	SW8270D	
2,6-Dinitrotoluene	ND	190	120	ug/Kg	1	07/13/17	KCA	SW8270D	
2-Chloronaphthalene	ND	270	110	ug/Kg	1	07/13/17	KCA	SW8270D	
2-Chlorophenol	ND	270	110	ug/Kg	1	07/13/17	KCA	SW8270D	
2-Methylnaphthalene	ND	270	120	ug/Kg	1	07/13/17	KCA	SW8270D	
2-Methylphenol (o-cresol)	ND	270	180	ug/Kg	1	07/13/17	KCA	SW8270D	
2-Nitroaniline	ND	270	270	ug/Kg	1	07/13/17	KCA	SW8270D	
2-Nitrophenol	ND	270	250	ug/Kg	1	07/13/17	KCA	SW8270D	
3&4-Methylphenol (m&p-cresol)	ND	270	150	ug/Kg	1	07/13/17	KCA	SW8270D	1
3,3'-Dichlorobenzidine	ND	190	180	ug/Kg	1	07/13/17	KCA	SW8270D	
3-Nitroaniline	ND	390	770	ug/Kg	1	07/13/17	KCA	SW8270D	
4,6-Dinitro-2-methylphenol	ND	230	77	ug/Kg	1	07/13/17	KCA	SW8270D	
4-Bromophenyl phenyl ether	ND	270	110	ug/Kg	1	07/13/17	KCA	SW8270D	
4-Chloro-3-methylphenol	ND	270	140	ug/Kg	1	07/13/17	KCA	SW8270D	

Parameter	Result	RL/ PQL	LOD/ MDL	Units	Dilution	Date/Time	By	Reference	
4-Chloroaniline	ND	310	180	ug/Kg	1	07/13/17	KCA	SW8270D	
4-Chlorophenyl phenyl ether	ND	270	130	ug/Kg	1	07/13/17	KCA	SW8270D	
4-Nitroaniline	ND	390	130	ug/Kg	1	07/13/17	KCA	SW8270D	
4-Nitrophenol	ND	390	170	ug/Kg	1	07/13/17	KCA	SW8270D	
Acenaphthene	ND	270	120	ug/Kg	1	07/13/17	KCA	SW8270D	
Acenaphthylene	ND	270	110	ug/Kg	1	07/13/17	KCA	SW8270D	
Acetophenone	ND	270	120	ug/Kg	1	07/13/17	KCA	SW8270D	
Aniline	ND	310	310	ug/Kg	1	07/13/17	KCA	SW8270D	
Anthracene	ND	270	130	ug/Kg	1	07/13/17	KCA	SW8270D	
Benz(a)anthracene	ND	270	130	ug/Kg	1	07/13/17	KCA	SW8270D	
Benzidine	ND	390	230	ug/Kg	1	07/13/17	KCA	SW8270D	
Benzo(a)pyrene	ND	190	130	ug/Kg	1	07/13/17	KCA	SW8270D	
Benzo(b)fluoranthene	ND	270	130	ug/Kg	1	07/13/17	KCA	SW8270D	
Benzo(ghi)perylene	ND	270	130	ug/Kg	1	07/13/17	KCA	SW8270D	
Benzo(k)fluoranthene	ND	270	130	ug/Kg	1	07/13/17	KCA	SW8270D	
Benzoic acid	ND	1900	770	ug/Kg	1	07/13/17	KCA	SW8270D	1
Benzyl butyl phthalate	ND	270	100	ug/Kg	1	07/13/17	KCA	SW8270D	
Bis(2-chloroethoxy)methane	ND	270	110	ug/Kg	1	07/13/17	KCA	SW8270D	
Bis(2-chloroethyl)ether	ND	190	100	ug/Kg	1	07/13/17	KCA	SW8270D	
Bis(2-chloroisopropyl)ether	ND	270	110	ug/Kg	1	07/13/17	KCA	SW8270D	
Bis(2-ethylhexyl)phthalate	ND	270	110	ug/Kg	1	07/13/17	KCA	SW8270D	
Carbazole	ND	190	150	ug/Kg	1	07/13/17	KCA	SW8270D	
Chrysene	ND	270	130	ug/Kg	1	07/13/17	KCA	SW8270D	
Dibenz(a,h)anthracene	ND	190	130	ug/Kg	1	07/13/17	KCA	SW8270D	
Dibenzofuran	ND	270	110	ug/Kg	1	07/13/17	KCA	SW8270D	
Diethyl phthalate	ND	270	120	ug/Kg	1	07/13/17	KCA	SW8270D	
Dimethylphthalate	ND	270	120	ug/Kg	1	07/13/17	KCA	SW8270D	
Di-n-butylphthalate	ND	270	100	ug/Kg	1	07/13/17	KCA	SW8270D	
Di-n-octylphthalate	ND	270	100	ug/Kg	1	07/13/17	KCA	SW8270D	
Fluoranthene	ND	270	130	ug/Kg	1	07/13/17	KCA	SW8270D	
Fluorene	ND	270	130	ug/Kg	1	07/13/17	KCA	SW8270D	
Hexachlorobenzene	ND	190	110	ug/Kg	1	07/13/17	KCA	SW8270D	
Hexachlorobutadiene	ND	270	140	ug/Kg	1	07/13/17	KCA	SW8270D	
Hexachlorocyclopentadiene	ND	270	120	ug/Kg	1	07/13/17	KCA	SW8270D	
Hexachloroethane	ND	190	120	ug/Kg	1	07/13/17	KCA	SW8270D	
Indeno(1,2,3-cd)pyrene	ND	270	130	ug/Kg	1	07/13/17	KCA	SW8270D	
Isophorone	ND	190	110	ug/Kg	1	07/13/17	KCA	SW8270D	
Naphthalene	ND	270	110	ug/Kg	1	07/13/17	KCA	SW8270D	
Nitrobenzene	ND	190	140	ug/Kg	1	07/13/17	KCA	SW8270D	
N-Nitrosodimethylamine	ND	270	110	ug/Kg	1	07/13/17	KCA	SW8270D	
N-Nitrosodi-n-propylamine	ND	190	130	ug/Kg	1	07/13/17	KCA	SW8270D	
N-Nitrosodiphenylamine	ND	270	150	ug/Kg	1	07/13/17	KCA	SW8270D	
Pentachloronitrobenzene	ND	270	140	ug/Kg	1	07/13/17	KCA	SW8270D	
Pentachlorophenol	ND	230	150	ug/Kg	1	07/13/17	KCA	SW8270D	
Phenanthrene	ND	270	110	ug/Kg	1	07/13/17	KCA	SW8270D	
Phenol	ND	270	120	ug/Kg	1	07/13/17	KCA	SW8270D	
Pyrene	ND	270	130	ug/Kg	1	07/13/17	KCA	SW8270D	
Pyridine	ND	270	95	ug/Kg	1	07/13/17	KCA	SW8270D	

QA/QC Surrogates

Parameter	Result	RL/ PQL	LOD/ MDL	Units	Dilution	Date/Time	By	Reference	
% 2,4,6-Tribromophenol	62			%	1	07/13/17	KCA	30 - 130 %	
% 2-Fluorobiphenyl	66			%	1	07/13/17	KCA	30 - 130 %	
% 2-Fluorophenol	51			%	1	07/13/17	KCA	30 - 130 %	
% Nitrobenzene-d5	65			%	1	07/13/17	KCA	30 - 130 %	
% Phenol-d5	63			%	1	07/13/17	KCA	30 - 130 %	
% Terphenyl-d14	65			%	1	07/13/17	KCA	30 - 130 %	
Non Target Semivolatile Compounds	Present				1	07/13/17	KCA		1

1 = This parameter is not certified by NY NELAC for this matrix. NY NELAC does not offer certification for all parameters at this time.
B = Present in blank, no bias suspected.

RL/PQL=Reporting/Practical Quantitation Level (Equivalent to NELAC LOQ, Limit of Quantitation) ND=Not Detected BRL=Below Reporting Level L=Biased Low J=Estimated Below RL LOD=Limit of Detection MDL=Method Detection Limit1
QA/QC Surrogates: Surrogates are compounds (preceeded with a %) added by the lab to determine analysis efficiency. Surrogate results(%) listed in the report are not "detected" compounds.

Comments:

Please be advised that the NY 375 soil criteria for chromium are based on hexavalent chromium and trivalent chromium.

Per 1.4.6 of EPA method 8270D, 1,2-Diphenylhydrazine is unstable and readily converts to Azobenzene. Azobenzene is used for the calibration of 1,2-Diphenylhydrazine.

Pesticide Comment:
Due to a matrix interference and/or the presence of a large amount of non-target material in the sample, an elevated RL was reported for the affected compounds.

All soils, solids and sludges are reported on a dry weight basis unless otherwise noted in the sample comments.

S - Laboratory solvent, contamination is possible.

If there are any questions regarding this data, please call Phoenix Client Services.
This report must not be reproduced except in full as defined by the attached chain of custody.



Phyllis Shiller, Laboratory Director
July 31, 2017
Reviewed and Released by: Jon Carlson, Project Manager

PHOENIX

Environmental Laboratories, Inc.
587 East Middle Turnpike, P.O.Box 370, Manchester, CT 06045
Tel. (860) 645-1102 Fax (860) 645-0823

ACCREDITED IN ACCORDANCE WITH nelac NY # 11301

Analysis Report

July 31, 2017

FOR: Attn: Mr. Jeff Wink
NETC
PO Box 2167
Ballston Spa, NY 12020

Sample Information		Custody Information		Date	Time
Matrix:	SOIL	Collected by:		07/05/17	10:15
Location Code:	NETC	Received by:	SW	07/07/17	17:10
Rush Request:	72 Hour	Analyzed by:	see "By" below		
P.O.#:	15.0918304				

Laboratory Data

SDG ID: GBY54991
Phoenix ID: BY54996

Project ID: 125 BATH ST
Client ID: USB-1/S-3

Parameter	Result		RL/ PQL	LOD/ MDL	Units	Dilution	Date/Time	By	Reference	
Aluminum	5830		45	8.9	mg/Kg	10	07/14/17	LK	SW6010C	
Antimony	ND		2.2	2.2	mg/Kg	1	07/14/17	LK	SW6010C	
Arsenic	ND		0.89	0.89	mg/Kg	1	07/14/17	LK	SW6010C	
Barium	11.9		0.9	0.45	mg/Kg	1	07/14/17	LK	SW6010C	
Beryllium	0.31	J	0.36	0.18	mg/Kg	1	07/14/17	LK	SW6010C	
Calcium	11300		4.5	4.1	mg/Kg	1	07/14/17	LK	SW6010C	
Cadmium	ND		0.45	0.45	mg/Kg	1	07/14/17	LK	SW6010C	
Chromium	8.19		0.45	0.45	mg/Kg	1	07/14/17	LK	SW6010C	
Cobalt	5.99		0.45	0.45	mg/Kg	1	07/14/17	LK	SW6010C	
Copper	5.44		0.45	0.45	mg/kg	1	07/14/17	LK	SW6010C	
Iron	13100		45	45	mg/Kg	10	07/14/17	LK	SW6010C	B
Lead	1.9		0.9	0.45	mg/Kg	1	07/14/17	LK	SW6010C	
Magnesium	4290		4.5	4.5	mg/Kg	1	07/14/17	LK	SW6010C	
Manganese	286		4.5	4.5	mg/Kg	10	07/14/17	LK	SW6010C	
Mercury	ND		0.03	0.02	mg/Kg	1	07/12/17	RS	SW7471B	
Nickel	5.50		0.45	0.45	mg/Kg	1	07/14/17	LK	SW6010C	
Potassium	699	N	9	3.5	mg/Kg	1	07/14/17	LK	SW6010C	
Selenium	ND		1.8	1.5	mg/Kg	1	07/14/17	LK	SW6010C	
Silver	ND		0.45	0.45	mg/Kg	1	07/14/17	LK	SW6010C	
Sodium	502	N	9	3.8	mg/Kg	1	07/14/17	LK	SW6010C	B
Thallium	ND		1.8	1.8	mg/Kg	1	07/14/17	LK	SW6010C	
Vanadium	26.4		0.45	0.45	mg/Kg	1	07/14/17	LK	SW6010C	
Zinc	28.1		0.9	0.45	mg/Kg	1	07/14/17	LK	SW6010C	
Percent Solid	80				%		07/11/17	Q	SW846-%Solid	
Soil Extraction for PCB	Completed						07/12/17	Q/V	SW3545A	
Soil Extraction for Pest	Completed						07/12/17	Q/V	SW3545A	
Soil Extraction for SVOA	Completed						07/12/17	Q/CKV	SW3545A	
Mercury Digestion	Completed						07/12/17	W/Q	SW7471B	

Parameter	Result	RL/ PQL	LOD/ MDL	Units	Dilution	Date/Time	By	Reference
Total Metals Digest	Completed					07/11/17	L/AG	SW3050B
Field Extraction	Completed					07/05/17		SW5035A
Polychlorinated Biphenyls								
PCB-1016	ND	83	83	ug/Kg	2	07/13/17	AW	SW8082A
PCB-1221	ND	83	83	ug/Kg	2	07/13/17	AW	SW8082A
PCB-1232	ND	83	83	ug/Kg	2	07/13/17	AW	SW8082A
PCB-1242	ND	83	83	ug/Kg	2	07/13/17	AW	SW8082A
PCB-1248	ND	83	83	ug/Kg	2	07/13/17	AW	SW8082A
PCB-1254	ND	83	83	ug/Kg	2	07/13/17	AW	SW8082A
PCB-1260	ND	83	83	ug/Kg	2	07/13/17	AW	SW8082A
PCB-1262	ND	83	83	ug/Kg	2	07/13/17	AW	SW8082A
PCB-1268	ND	83	83	ug/Kg	2	07/13/17	AW	SW8082A
QA/QC Surrogates								
% DCBP	94			%	2	07/13/17	AW	30 - 150 %
% TCMX	90			%	2	07/13/17	AW	30 - 150 %
Pesticides - Soil								
4,4' -DDD	ND	2.5	2.5	ug/Kg	2	07/13/17	CW	SW8081B
4,4' -DDE	ND	2.5	2.5	ug/Kg	2	07/13/17	CW	SW8081B
4,4' -DDT	ND	2.5	2.5	ug/Kg	2	07/13/17	CW	SW8081B
a-BHC	ND	8.3	8.3	ug/Kg	2	07/13/17	CW	SW8081B
a-Chlordane	ND	4.1	4.1	ug/Kg	2	07/13/17	CW	SW8081B
Aldrin	ND	4.1	4.1	ug/Kg	2	07/13/17	CW	SW8081B
b-BHC	ND	8.3	8.3	ug/Kg	2	07/13/17	CW	SW8081B
Chlordane	ND	41	41	ug/Kg	2	07/13/17	CW	SW8081B
d-BHC	ND	8.3	8.3	ug/Kg	2	07/13/17	CW	SW8081B
Dieldrin	ND	4.1	4.1	ug/Kg	2	07/13/17	CW	SW8081B
Endosulfan I	ND	8.3	8.3	ug/Kg	2	07/13/17	CW	SW8081B
Endosulfan II	ND	8.3	8.3	ug/Kg	2	07/13/17	CW	SW8081B
Endosulfan sulfate	ND	8.3	8.3	ug/Kg	2	07/13/17	CW	SW8081B
Endrin	ND	8.3	8.3	ug/Kg	2	07/13/17	CW	SW8081B
Endrin aldehyde	ND	8.3	8.3	ug/Kg	2	07/13/17	CW	SW8081B
Endrin ketone	ND	8.3	8.3	ug/Kg	2	07/13/17	CW	SW8081B
g-BHC	ND	2.0	2.0	ug/Kg	2	07/13/17	CW	SW8081B
g-Chlordane	ND	4.1	4.1	ug/Kg	2	07/13/17	CW	SW8081B
Heptachlor	ND	8.3	8.3	ug/Kg	2	07/13/17	CW	SW8081B
Heptachlor epoxide	ND	8.3	8.3	ug/Kg	2	07/13/17	CW	SW8081B
Methoxychlor	ND	41	41	ug/Kg	2	07/13/17	CW	SW8081B
Toxaphene	ND	170	170	ug/Kg	2	07/13/17	CW	SW8081B
QA/QC Surrogates								
% DCBP	83			%	2	07/13/17	CW	30 - 150 %
% TCMX	80			%	2	07/13/17	CW	30 - 150 %
Volatiles								
1,1,1,2-Tetrachloroethane	ND	6.3	1.3	ug/Kg	1	07/12/17	JLI	SW8260C
1,1,1-Trichloroethane	ND	6.3	0.63	ug/Kg	1	07/12/17	JLI	SW8260C
1,1,2,2-Tetrachloroethane	ND	6.3	1.3	ug/Kg	1	07/12/17	JLI	SW8260C
1,1,2-Trichloroethane	ND	6.3	1.3	ug/Kg	1	07/12/17	JLI	SW8260C
1,1-Dichloroethane	ND	6.3	1.3	ug/Kg	1	07/12/17	JLI	SW8260C

Project ID: 125 BATH ST
Client ID: USB-1/S-3

Phoenix I.D.: BY54996

Parameter	Result		RL/ PQL	LOD/ MDL	Units	Dilution	Date/Time	By	Reference	
1,1-Dichloroethene	ND		6.3	0.63	ug/Kg	1	07/12/17	JLI	SW8260C	
1,1-Dichloropropene	ND		6.3	0.63	ug/Kg	1	07/12/17	JLI	SW8260C	
1,2,3-Trichlorobenzene	ND		6.3	1.3	ug/Kg	1	07/12/17	JLI	SW8260C	
1,2,3-Trichloropropane	ND		6.3	0.63	ug/Kg	1	07/12/17	JLI	SW8260C	
1,2,4-Trichlorobenzene	ND		6.3	1.3	ug/Kg	1	07/12/17	JLI	SW8260C	
1,2,4-Trimethylbenzene	ND		6.3	0.63	ug/Kg	1	07/12/17	JLI	SW8260C	
1,2-Dibromo-3-chloropropane	ND		6.3	1.3	ug/Kg	1	07/12/17	JLI	SW8260C	
1,2-Dibromoethane	ND		6.3	0.63	ug/Kg	1	07/12/17	JLI	SW8260C	
1,2-Dichlorobenzene	ND		6.3	0.63	ug/Kg	1	07/12/17	JLI	SW8260C	
1,2-Dichloroethane	ND		6.3	0.63	ug/Kg	1	07/12/17	JLI	SW8260C	
1,2-Dichloropropane	ND		6.3	1.3	ug/Kg	1	07/12/17	JLI	SW8260C	
1,3,5-Trimethylbenzene	ND		6.3	0.63	ug/Kg	1	07/12/17	JLI	SW8260C	
1,3-Dichlorobenzene	ND		6.3	0.63	ug/Kg	1	07/12/17	JLI	SW8260C	
1,3-Dichloropropane	ND		6.3	1.3	ug/Kg	1	07/12/17	JLI	SW8260C	
1,4-Dichlorobenzene	ND		6.3	0.63	ug/Kg	1	07/12/17	JLI	SW8260C	
2,2-Dichloropropane	ND		6.3	0.63	ug/Kg	1	07/12/17	JLI	SW8260C	
2-Chlorotoluene	ND		6.3	1.3	ug/Kg	1	07/12/17	JLI	SW8260C	
2-Hexanone	ND		31	6.3	ug/Kg	1	07/12/17	JLI	SW8260C	
2-Isopropyltoluene	ND		6.3	0.63	ug/Kg	1	07/12/17	JLI	SW8260C	1
4-Chlorotoluene	ND		6.3	0.63	ug/Kg	1	07/12/17	JLI	SW8260C	
4-Methyl-2-pentanone	ND		31	6.3	ug/Kg	1	07/12/17	JLI	SW8260C	
Acetone	15	JS	31	6.3	ug/Kg	1	07/12/17	JLI	SW8260C	
Acrylonitrile	ND		13	1.3	ug/Kg	1	07/12/17	JLI	SW8260C	
Benzene	ND		6.3	0.63	ug/Kg	1	07/12/17	JLI	SW8260C	
Bromobenzene	ND		6.3	0.63	ug/Kg	1	07/12/17	JLI	SW8260C	
Bromochloromethane	ND		6.3	0.63	ug/Kg	1	07/12/17	JLI	SW8260C	
Bromodichloromethane	ND		6.3	1.3	ug/Kg	1	07/12/17	JLI	SW8260C	
Bromoform	ND		6.3	1.3	ug/Kg	1	07/12/17	JLI	SW8260C	
Bromomethane	ND		6.3	2.5	ug/Kg	1	07/12/17	JLI	SW8260C	
Carbon Disulfide	1.4	J	6.3	1.3	ug/Kg	1	07/12/17	JLI	SW8260C	
Carbon tetrachloride	ND		6.3	1.3	ug/Kg	1	07/12/17	JLI	SW8260C	
Chlorobenzene	ND		6.3	0.63	ug/Kg	1	07/12/17	JLI	SW8260C	
Chloroethane	ND		6.3	0.63	ug/Kg	1	07/12/17	JLI	SW8260C	
Chloroform	ND		6.3	0.63	ug/Kg	1	07/12/17	JLI	SW8260C	
Chloromethane	ND		6.3	1.3	ug/Kg	1	07/12/17	JLI	SW8260C	
cis-1,2-Dichloroethene	ND		6.3	0.63	ug/Kg	1	07/12/17	JLI	SW8260C	
cis-1,3-Dichloropropene	ND		6.3	0.63	ug/Kg	1	07/12/17	JLI	SW8260C	
Dibromochloromethane	ND		6.3	1.3	ug/Kg	1	07/12/17	JLI	SW8260C	
Dibromomethane	ND		6.3	1.3	ug/Kg	1	07/12/17	JLI	SW8260C	
Dichlorodifluoromethane	ND		6.3	0.63	ug/Kg	1	07/12/17	JLI	SW8260C	
Ethylbenzene	ND		6.3	0.63	ug/Kg	1	07/12/17	JLI	SW8260C	
Hexachlorobutadiene	ND		6.3	0.63	ug/Kg	1	07/12/17	JLI	SW8260C	
Isopropylbenzene	ND		6.3	0.63	ug/Kg	1	07/12/17	JLI	SW8260C	
m&p-Xylene	ND		6.3	1.3	ug/Kg	1	07/12/17	JLI	SW8260C	
Methyl Ethyl Ketone	ND		38	6.3	ug/Kg	1	07/12/17	JLI	SW8260C	
Methyl t-butyl ether (MTBE)	ND		13	1.3	ug/Kg	1	07/12/17	JLI	SW8260C	
Methylene chloride	ND		6.3	6.3	ug/Kg	1	07/12/17	JLI	SW8260C	
Naphthalene	ND		6.3	1.3	ug/Kg	1	07/12/17	JLI	SW8260C	
n-Butylbenzene	ND		6.3	0.63	ug/Kg	1	07/12/17	JLI	SW8260C	

Parameter	Result	RL/ PQL	LOD/ MDL	Units	Dilution	Date/Time	By	Reference	
n-Propylbenzene	ND	6.3	1.3	ug/Kg	1	07/12/17	JLI	SW8260C	
o-Xylene	ND	6.3	1.3	ug/Kg	1	07/12/17	JLI	SW8260C	
p-Isopropyltoluene	ND	6.3	0.63	ug/Kg	1	07/12/17	JLI	SW8260C	
sec-Butylbenzene	ND	6.3	0.63	ug/Kg	1	07/12/17	JLI	SW8260C	
Styrene	ND	6.3	0.63	ug/Kg	1	07/12/17	JLI	SW8260C	
tert-Butylbenzene	ND	6.3	0.63	ug/Kg	1	07/12/17	JLI	SW8260C	
Tetrachloroethene	ND	6.3	1.3	ug/Kg	1	07/12/17	JLI	SW8260C	
Tetrahydrofuran (THF)	ND	13	3.1	ug/Kg	1	07/12/17	JLI	SW8260C	1
Toluene	ND	6.3	0.63	ug/Kg	1	07/12/17	JLI	SW8260C	
trans-1,2-Dichloroethene	ND	6.3	0.63	ug/Kg	1	07/12/17	JLI	SW8260C	
trans-1,3-Dichloropropene	ND	6.3	0.63	ug/Kg	1	07/12/17	JLI	SW8260C	
trans-1,4-dichloro-2-butene	ND	13	3.1	ug/Kg	1	07/12/17	JLI	SW8260C	
Trichloroethene	ND	6.3	0.63	ug/Kg	1	07/12/17	JLI	SW8260C	
Trichlorofluoromethane	ND	6.3	1.3	ug/Kg	1	07/12/17	JLI	SW8260C	
Trichlorotrifluoroethane	ND	6.3	0.63	ug/Kg	1	07/12/17	JLI	SW8260C	
Vinyl chloride	ND	6.3	0.63	ug/Kg	1	07/12/17	JLI	SW8260C	
QA/QC Surrogates									
% 1,2-dichlorobenzene-d4	97			%	1	07/12/17	JLI	70 - 130 %	
% Bromofluorobenzene	98			%	1	07/12/17	JLI	70 - 130 %	
% Dibromofluoromethane	96			%	1	07/12/17	JLI	70 - 130 %	
% Toluene-d8	96			%	1	07/12/17	JLI	70 - 130 %	
Non Target Volatile Compounds	Absent				1	07/12/17	JLI		1

Semivolatiles

1,2,4,5-Tetrachlorobenzene	ND	290	150	ug/Kg	1	07/13/17	KCA	SW8270D	
1,2,4-Trichlorobenzene	ND	290	130	ug/Kg	1	07/13/17	KCA	SW8270D	
1,2-Dichlorobenzene	ND	290	120	ug/Kg	1	07/13/17	KCA	SW8270D	
1,2-Diphenylhydrazine	ND	290	140	ug/Kg	1	07/13/17	KCA	SW8270D	
1,3-Dichlorobenzene	ND	290	120	ug/Kg	1	07/13/17	KCA	SW8270D	
1,4-Dichlorobenzene	ND	290	120	ug/Kg	1	07/13/17	KCA	SW8270D	
2,4,5-Trichlorophenol	ND	290	230	ug/Kg	1	07/13/17	KCA	SW8270D	
2,4,6-Trichlorophenol	ND	210	130	ug/Kg	1	07/13/17	KCA	SW8270D	
2,4-Dichlorophenol	ND	210	150	ug/Kg	1	07/13/17	KCA	SW8270D	
2,4-Dimethylphenol	ND	290	100	ug/Kg	1	07/13/17	KCA	SW8270D	
2,4-Dinitrophenol	ND	290	290	ug/Kg	1	07/13/17	KCA	SW8270D	
2,4-Dinitrotoluene	ND	210	160	ug/Kg	1	07/13/17	KCA	SW8270D	
2,6-Dinitrotoluene	ND	210	130	ug/Kg	1	07/13/17	KCA	SW8270D	
2-Chloronaphthalene	ND	290	120	ug/Kg	1	07/13/17	KCA	SW8270D	
2-Chlorophenol	ND	290	120	ug/Kg	1	07/13/17	KCA	SW8270D	
2-Methylnaphthalene	ND	290	120	ug/Kg	1	07/13/17	KCA	SW8270D	
2-Methylphenol (o-cresol)	ND	290	200	ug/Kg	1	07/13/17	KCA	SW8270D	
2-Nitroaniline	ND	290	290	ug/Kg	1	07/13/17	KCA	SW8270D	
2-Nitrophenol	ND	290	260	ug/Kg	1	07/13/17	KCA	SW8270D	
3&4-Methylphenol (m&p-cresol)	ND	290	160	ug/Kg	1	07/13/17	KCA	SW8270D	1
3,3'-Dichlorobenzidine	ND	210	200	ug/Kg	1	07/13/17	KCA	SW8270D	
3-Nitroaniline	ND	420	830	ug/Kg	1	07/13/17	KCA	SW8270D	
4,6-Dinitro-2-methylphenol	ND	250	83	ug/Kg	1	07/13/17	KCA	SW8270D	
4-Bromophenyl phenyl ether	ND	290	120	ug/Kg	1	07/13/17	KCA	SW8270D	
4-Chloro-3-methylphenol	ND	290	150	ug/Kg	1	07/13/17	KCA	SW8270D	

Parameter	Result	RL/ PQL	LOD/ MDL	Units	Dilution	Date/Time	By	Reference	
4-Chloroaniline	ND	330	190	ug/Kg	1	07/13/17	KCA	SW8270D	
4-Chlorophenyl phenyl ether	ND	290	140	ug/Kg	1	07/13/17	KCA	SW8270D	
4-Nitroaniline	ND	420	140	ug/Kg	1	07/13/17	KCA	SW8270D	
4-Nitrophenol	ND	420	190	ug/Kg	1	07/13/17	KCA	SW8270D	
Acenaphthene	ND	290	130	ug/Kg	1	07/13/17	KCA	SW8270D	
Acenaphthylene	ND	290	120	ug/Kg	1	07/13/17	KCA	SW8270D	
Acetophenone	ND	290	130	ug/Kg	1	07/13/17	KCA	SW8270D	
Aniline	ND	330	330	ug/Kg	1	07/13/17	KCA	SW8270D	
Anthracene	ND	290	140	ug/Kg	1	07/13/17	KCA	SW8270D	
Benz(a)anthracene	ND	290	140	ug/Kg	1	07/13/17	KCA	SW8270D	
Benzidine	ND	420	250	ug/Kg	1	07/13/17	KCA	SW8270D	
Benzo(a)pyrene	ND	210	140	ug/Kg	1	07/13/17	KCA	SW8270D	
Benzo(b)fluoranthene	ND	290	140	ug/Kg	1	07/13/17	KCA	SW8270D	
Benzo(ghi)perylene	ND	290	140	ug/Kg	1	07/13/17	KCA	SW8270D	
Benzo(k)fluoranthene	ND	290	140	ug/Kg	1	07/13/17	KCA	SW8270D	
Benzoic acid	ND	2100	830	ug/Kg	1	07/13/17	KCA	SW8270D	1
Benzyl butyl phthalate	ND	290	110	ug/Kg	1	07/13/17	KCA	SW8270D	
Bis(2-chloroethoxy)methane	ND	290	120	ug/Kg	1	07/13/17	KCA	SW8270D	
Bis(2-chloroethyl)ether	ND	210	110	ug/Kg	1	07/13/17	KCA	SW8270D	
Bis(2-chloroisopropyl)ether	ND	290	120	ug/Kg	1	07/13/17	KCA	SW8270D	
Bis(2-ethylhexyl)phthalate	ND	290	120	ug/Kg	1	07/13/17	KCA	SW8270D	
Carbazole	ND	210	170	ug/Kg	1	07/13/17	KCA	SW8270D	
Chrysene	ND	290	140	ug/Kg	1	07/13/17	KCA	SW8270D	
Dibenz(a,h)anthracene	ND	210	140	ug/Kg	1	07/13/17	KCA	SW8270D	
Dibenzofuran	ND	290	120	ug/Kg	1	07/13/17	KCA	SW8270D	
Diethyl phthalate	ND	290	130	ug/Kg	1	07/13/17	KCA	SW8270D	
Dimethylphthalate	ND	290	130	ug/Kg	1	07/13/17	KCA	SW8270D	
Di-n-butylphthalate	ND	290	110	ug/Kg	1	07/13/17	KCA	SW8270D	
Di-n-octylphthalate	ND	290	110	ug/Kg	1	07/13/17	KCA	SW8270D	
Fluoranthene	ND	290	140	ug/Kg	1	07/13/17	KCA	SW8270D	
Fluorene	ND	290	140	ug/Kg	1	07/13/17	KCA	SW8270D	
Hexachlorobenzene	ND	210	120	ug/Kg	1	07/13/17	KCA	SW8270D	
Hexachlorobutadiene	ND	290	150	ug/Kg	1	07/13/17	KCA	SW8270D	
Hexachlorocyclopentadiene	ND	290	130	ug/Kg	1	07/13/17	KCA	SW8270D	
Hexachloroethane	ND	210	130	ug/Kg	1	07/13/17	KCA	SW8270D	
Indeno(1,2,3-cd)pyrene	ND	290	140	ug/Kg	1	07/13/17	KCA	SW8270D	
Isophorone	ND	210	120	ug/Kg	1	07/13/17	KCA	SW8270D	
Naphthalene	ND	290	120	ug/Kg	1	07/13/17	KCA	SW8270D	
Nitrobenzene	ND	210	150	ug/Kg	1	07/13/17	KCA	SW8270D	
N-Nitrosodimethylamine	ND	290	120	ug/Kg	1	07/13/17	KCA	SW8270D	
N-Nitrosodi-n-propylamine	ND	210	140	ug/Kg	1	07/13/17	KCA	SW8270D	
N-Nitrosodiphenylamine	ND	290	160	ug/Kg	1	07/13/17	KCA	SW8270D	
Pentachloronitrobenzene	ND	290	160	ug/Kg	1	07/13/17	KCA	SW8270D	
Pentachlorophenol	ND	250	160	ug/Kg	1	07/13/17	KCA	SW8270D	
Phenanthrene	ND	290	120	ug/Kg	1	07/13/17	KCA	SW8270D	
Phenol	ND	290	130	ug/Kg	1	07/13/17	KCA	SW8270D	
Pyrene	ND	290	140	ug/Kg	1	07/13/17	KCA	SW8270D	
Pyridine	ND	290	100	ug/Kg	1	07/13/17	KCA	SW8270D	

QA/QC Surrogates

Parameter	Result	RL/ PQL	LOD/ MDL	Units	Dilution	Date/Time	By	Reference	
% 2,4,6-Tribromophenol	62			%	1	07/13/17	KCA	30 - 130 %	
% 2-Fluorobiphenyl	63			%	1	07/13/17	KCA	30 - 130 %	
% 2-Fluorophenol	50			%	1	07/13/17	KCA	30 - 130 %	
% Nitrobenzene-d5	57			%	1	07/13/17	KCA	30 - 130 %	
% Phenol-d5	60			%	1	07/13/17	KCA	30 - 130 %	
% Terphenyl-d14	58			%	1	07/13/17	KCA	30 - 130 %	
Non Target Semivolatile Compounds	Absent				1	07/14/17	KCA		1

1 = This parameter is not certified by NY NELAC for this matrix. NY NELAC does not offer certification for all parameters at this time.
B = Present in blank, no bias suspected.

RL/PQL=Reporting/Practical Quantitation Level (Equivalent to NELAC LOQ, Limit of Quantitation) ND=Not Detected BRL=Below Reporting Level L=Biased Low J=Estimated Below RL LOD=Limit of Detection MDL=Method Detection Limit1
QA/QC Surrogates: Surrogates are compounds (preceeded with a %) added by the lab to determine analysis efficiency. Surrogate results(%) listed in the report are not "detected" compounds.

Comments:

Per 1.4.6 of EPA method 8270D, 1,2-Diphenylhydrazine is unstable and readily converts to Azobenzene. Azobenzene is used for the calibration of 1,2-Diphenylhydrazine.

Please be advised that the NY 375 soil criteria for chromium are based on hexavalent chromium and trivalent chromium.

All soils, solids and sludges are reported on a dry weight basis unless otherwise noted in the sample comments.

S - Laboratory solvent, contamination is possible.

If there are any questions regarding this data, please call Phoenix Client Services.
This report must not be reproduced except in full as defined by the attached chain of custody.

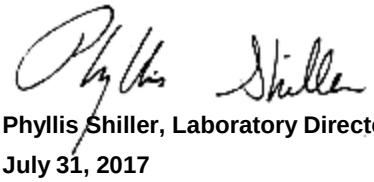

Phyllis Shiller, Laboratory Director
July 31, 2017
Reviewed and Released by: Jon Carlson, Project Manager

PHOENIX

Environmental Laboratories, Inc.
587 East Middle Turnpike, P.O.Box 370, Manchester, CT 06045
Tel. (860) 645-1102 Fax (860) 645-0823

ACCREDITED IN ACCORDANCE WITH nelac NY # 11301

Analysis Report

July 31, 2017

FOR: Attn: Mr. Jeff Wink
NETC
PO Box 2167
Ballston Spa, NY 12020

Sample Information		Custody Information		Date	Time
Matrix:	SOIL	Collected by:		07/05/17	11:15
Location Code:	NETC	Received by:	SW	07/07/17	17:10
Rush Request:	72 Hour	Analyzed by:	see "By" below		
P.O.#:	15.0918304				

Laboratory Data

SDG ID: GBY54991
Phoenix ID: BY54997

Project ID: 125 BATH ST
Client ID: USB-2/S-2

Parameter	Result		RL/ PQL	LOD/ MDL	Units	Dilution	Date/Time	By	Reference	
Aluminum	6920		39	7.7	mg/Kg	10	07/14/17	LK	SW6010C	
Antimony	ND		1.9	1.9	mg/Kg	1	07/14/17	LK	SW6010C	
Arsenic	1.63		0.77	0.77	mg/Kg	1	07/14/17	LK	SW6010C	
Barium	28.8		0.8	0.39	mg/Kg	1	07/14/17	LK	SW6010C	
Beryllium	0.37		0.31	0.15	mg/Kg	1	07/14/17	LK	SW6010C	
Calcium	9410		3.9	3.6	mg/Kg	1	07/14/17	LK	SW6010C	
Cadmium	ND		0.39	0.39	mg/Kg	1	07/14/17	LK	SW6010C	
Chromium	92.0		0.39	0.39	mg/Kg	1	07/14/17	LK	SW6010C	
Cobalt	5.95		0.39	0.39	mg/Kg	1	07/14/17	LK	SW6010C	
Copper	16.4		0.39	0.39	mg/kg	1	07/14/17	LK	SW6010C	
Iron	14100		39	39	mg/Kg	10	07/14/17	LK	SW6010C	B
Lead	22.7		0.8	0.39	mg/Kg	1	07/14/17	LK	SW6010C	
Magnesium	2990		3.9	3.9	mg/Kg	1	07/14/17	LK	SW6010C	
Manganese	161		3.9	3.9	mg/Kg	10	07/14/17	LK	SW6010C	
Mercury	ND		0.03	0.02	mg/Kg	1	07/12/17	RS	SW7471B	
Nickel	6.61		0.39	0.39	mg/Kg	1	07/14/17	LK	SW6010C	
Potassium	1110	N	8	3.0	mg/Kg	1	07/14/17	LK	SW6010C	
Selenium	ND		1.5	1.3	mg/Kg	1	07/14/17	LK	SW6010C	
Silver	ND		0.39	0.39	mg/Kg	1	07/14/17	LK	SW6010C	
Sodium	824	N	8	3.3	mg/Kg	1	07/14/17	LK	SW6010C	B
Thallium	ND		1.5	1.5	mg/Kg	1	07/14/17	LK	SW6010C	
Vanadium	23.9		0.39	0.39	mg/Kg	1	07/14/17	LK	SW6010C	
Zinc	52.2		0.8	0.39	mg/Kg	1	07/14/17	LK	SW6010C	
Percent Solid	84				%		07/11/17	Q	SW846-%Solid	
Soil Extraction for PCB	Completed						07/12/17	Q/V	SW3545A	
Soil Extraction for Pest	Completed						07/12/17	Q/V	SW3545A	
Soil Extraction for SVOA	Completed						07/12/17	Q/CKV	SW3545A	
Mercury Digestion	Completed						07/12/17	W/Q	SW7471B	

Parameter	Result	RL/ PQL	LOD/ MDL	Units	Dilution	Date/Time	By	Reference
Total Metals Digest	Completed					07/11/17	L/AG	SW3050B
Field Extraction	Completed					07/05/17		SW5035A
Polychlorinated Biphenyls								
PCB-1016	ND	79	79	ug/Kg	2	07/13/17	AW	SW8082A
PCB-1221	ND	79	79	ug/Kg	2	07/13/17	AW	SW8082A
PCB-1232	ND	79	79	ug/Kg	2	07/13/17	AW	SW8082A
PCB-1242	ND	79	79	ug/Kg	2	07/13/17	AW	SW8082A
PCB-1248	ND	79	79	ug/Kg	2	07/13/17	AW	SW8082A
PCB-1254	ND	79	79	ug/Kg	2	07/13/17	AW	SW8082A
PCB-1260	ND	79	79	ug/Kg	2	07/13/17	AW	SW8082A
PCB-1262	ND	79	79	ug/Kg	2	07/13/17	AW	SW8082A
PCB-1268	ND	79	79	ug/Kg	2	07/13/17	AW	SW8082A
QA/QC Surrogates								
% DCBP	80			%	2	07/13/17	AW	30 - 150 %
% TCMX	78			%	2	07/13/17	AW	30 - 150 %
Pesticides - Soil								
4,4' -DDD	ND	2.4	2.4	ug/Kg	2	07/13/17	CW	SW8081B
4,4' -DDE	ND	2.4	2.4	ug/Kg	2	07/13/17	CW	SW8081B
4,4' -DDT	ND	2.4	2.4	ug/Kg	2	07/13/17	CW	SW8081B
a-BHC	ND	7.9	7.9	ug/Kg	2	07/13/17	CW	SW8081B
a-Chlordane	ND	3.9	3.9	ug/Kg	2	07/13/17	CW	SW8081B
Aldrin	ND	3.9	3.9	ug/Kg	2	07/13/17	CW	SW8081B
b-BHC	ND	7.9	7.9	ug/Kg	2	07/13/17	CW	SW8081B
Chlordane	ND	39	39	ug/Kg	2	07/13/17	CW	SW8081B
d-BHC	ND	7.9	7.9	ug/Kg	2	07/13/17	CW	SW8081B
Dieldrin	ND	3.9	3.9	ug/Kg	2	07/13/17	CW	SW8081B
Endosulfan I	ND	7.9	7.9	ug/Kg	2	07/13/17	CW	SW8081B
Endosulfan II	ND	7.9	7.9	ug/Kg	2	07/13/17	CW	SW8081B
Endosulfan sulfate	ND	7.9	7.9	ug/Kg	2	07/13/17	CW	SW8081B
Endrin	ND	7.9	7.9	ug/Kg	2	07/13/17	CW	SW8081B
Endrin aldehyde	ND	7.9	7.9	ug/Kg	2	07/13/17	CW	SW8081B
Endrin ketone	ND	7.9	7.9	ug/Kg	2	07/13/17	CW	SW8081B
g-BHC	ND	1.6	1.6	ug/Kg	2	07/13/17	CW	SW8081B
g-Chlordane	ND	3.9	3.9	ug/Kg	2	07/13/17	CW	SW8081B
Heptachlor	ND	7.9	7.9	ug/Kg	2	07/13/17	CW	SW8081B
Heptachlor epoxide	ND	7.9	7.9	ug/Kg	2	07/13/17	CW	SW8081B
Methoxychlor	ND	39	39	ug/Kg	2	07/13/17	CW	SW8081B
Toxaphene	ND	160	160	ug/Kg	2	07/13/17	CW	SW8081B
QA/QC Surrogates								
% DCBP	56			%	2	07/13/17	CW	30 - 150 %
% TCMX	60			%	2	07/13/17	CW	30 - 150 %
Volatiles								
1,1,1,2-Tetrachloroethane	ND	6.7	1.3	ug/Kg	1	07/12/17	JLI	SW8260C
1,1,1-Trichloroethane	ND	6.7	0.67	ug/Kg	1	07/12/17	JLI	SW8260C
1,1,2,2-Tetrachloroethane	ND	6.7	1.3	ug/Kg	1	07/12/17	JLI	SW8260C
1,1,2-Trichloroethane	ND	6.7	1.3	ug/Kg	1	07/12/17	JLI	SW8260C
1,1-Dichloroethane	ND	6.7	1.3	ug/Kg	1	07/12/17	JLI	SW8260C

Project ID: 125 BATH ST
Client ID: USB-2/S-2

Phoenix I.D.: BY54997

Parameter	Result		RL/ PQL	LOD/ MDL	Units	Dilution	Date/Time	By	Reference	
1,1-Dichloroethene	ND		6.7	0.67	ug/Kg	1	07/12/17	JLI	SW8260C	
1,1-Dichloropropene	ND		6.7	0.67	ug/Kg	1	07/12/17	JLI	SW8260C	
1,2,3-Trichlorobenzene	ND		6.7	1.3	ug/Kg	1	07/12/17	JLI	SW8260C	
1,2,3-Trichloropropane	ND		6.7	0.67	ug/Kg	1	07/12/17	JLI	SW8260C	
1,2,4-Trichlorobenzene	ND		6.7	1.3	ug/Kg	1	07/12/17	JLI	SW8260C	
1,2,4-Trimethylbenzene	ND		6.7	0.67	ug/Kg	1	07/12/17	JLI	SW8260C	
1,2-Dibromo-3-chloropropane	ND		6.7	1.3	ug/Kg	1	07/12/17	JLI	SW8260C	
1,2-Dibromoethane	ND		6.7	0.67	ug/Kg	1	07/12/17	JLI	SW8260C	
1,2-Dichlorobenzene	ND		6.7	0.67	ug/Kg	1	07/12/17	JLI	SW8260C	
1,2-Dichloroethane	ND		6.7	0.67	ug/Kg	1	07/12/17	JLI	SW8260C	
1,2-Dichloropropane	ND		6.7	1.3	ug/Kg	1	07/12/17	JLI	SW8260C	
1,3,5-Trimethylbenzene	ND		6.7	0.67	ug/Kg	1	07/12/17	JLI	SW8260C	
1,3-Dichlorobenzene	ND		6.7	0.67	ug/Kg	1	07/12/17	JLI	SW8260C	
1,3-Dichloropropane	ND		6.7	1.3	ug/Kg	1	07/12/17	JLI	SW8260C	
1,4-Dichlorobenzene	ND		6.7	0.67	ug/Kg	1	07/12/17	JLI	SW8260C	
2,2-Dichloropropane	ND		6.7	0.67	ug/Kg	1	07/12/17	JLI	SW8260C	
2-Chlorotoluene	ND		6.7	1.3	ug/Kg	1	07/12/17	JLI	SW8260C	
2-Hexanone	ND		33	6.7	ug/Kg	1	07/12/17	JLI	SW8260C	
2-Isopropyltoluene	ND		6.7	0.67	ug/Kg	1	07/12/17	JLI	SW8260C	1
4-Chlorotoluene	ND		6.7	0.67	ug/Kg	1	07/12/17	JLI	SW8260C	
4-Methyl-2-pentanone	ND		33	6.7	ug/Kg	1	07/12/17	JLI	SW8260C	
Acetone	9.7	JS	33	6.7	ug/Kg	1	07/12/17	JLI	SW8260C	
Acrylonitrile	ND		13	1.3	ug/Kg	1	07/12/17	JLI	SW8260C	
Benzene	ND		6.7	0.67	ug/Kg	1	07/12/17	JLI	SW8260C	
Bromobenzene	ND		6.7	0.67	ug/Kg	1	07/12/17	JLI	SW8260C	
Bromochloromethane	ND		6.7	0.67	ug/Kg	1	07/12/17	JLI	SW8260C	
Bromodichloromethane	ND		6.7	1.3	ug/Kg	1	07/12/17	JLI	SW8260C	
Bromoform	ND		6.7	1.3	ug/Kg	1	07/12/17	JLI	SW8260C	
Bromomethane	ND		6.7	2.7	ug/Kg	1	07/12/17	JLI	SW8260C	
Carbon Disulfide	ND		6.7	1.3	ug/Kg	1	07/12/17	JLI	SW8260C	
Carbon tetrachloride	ND		6.7	1.3	ug/Kg	1	07/12/17	JLI	SW8260C	
Chlorobenzene	ND		6.7	0.67	ug/Kg	1	07/12/17	JLI	SW8260C	
Chloroethane	ND		6.7	0.67	ug/Kg	1	07/12/17	JLI	SW8260C	
Chloroform	ND		6.7	0.67	ug/Kg	1	07/12/17	JLI	SW8260C	
Chloromethane	ND		6.7	1.3	ug/Kg	1	07/12/17	JLI	SW8260C	
cis-1,2-Dichloroethene	ND		6.7	0.67	ug/Kg	1	07/12/17	JLI	SW8260C	
cis-1,3-Dichloropropene	ND		6.7	0.67	ug/Kg	1	07/12/17	JLI	SW8260C	
Dibromochloromethane	ND		6.7	1.3	ug/Kg	1	07/12/17	JLI	SW8260C	
Dibromomethane	ND		6.7	1.3	ug/Kg	1	07/12/17	JLI	SW8260C	
Dichlorodifluoromethane	ND		6.7	0.67	ug/Kg	1	07/12/17	JLI	SW8260C	
Ethylbenzene	ND		6.7	0.67	ug/Kg	1	07/12/17	JLI	SW8260C	
Hexachlorobutadiene	ND		6.7	0.67	ug/Kg	1	07/12/17	JLI	SW8260C	
Isopropylbenzene	ND		6.7	0.67	ug/Kg	1	07/12/17	JLI	SW8260C	
m&p-Xylene	ND		6.7	1.3	ug/Kg	1	07/12/17	JLI	SW8260C	
Methyl Ethyl Ketone	ND		40	6.7	ug/Kg	1	07/12/17	JLI	SW8260C	
Methyl t-butyl ether (MTBE)	ND		13	1.3	ug/Kg	1	07/12/17	JLI	SW8260C	
Methylene chloride	ND		6.7	6.7	ug/Kg	1	07/12/17	JLI	SW8260C	
Naphthalene	ND		6.7	1.3	ug/Kg	1	07/12/17	JLI	SW8260C	
n-Butylbenzene	ND		6.7	0.67	ug/Kg	1	07/12/17	JLI	SW8260C	

Parameter	Result	RL/ PQL	LOD/ MDL	Units	Dilution	Date/Time	By	Reference	
n-Propylbenzene	ND	6.7	1.3	ug/Kg	1	07/12/17	JLI	SW8260C	
o-Xylene	ND	6.7	1.3	ug/Kg	1	07/12/17	JLI	SW8260C	
p-Isopropyltoluene	ND	6.7	0.67	ug/Kg	1	07/12/17	JLI	SW8260C	
sec-Butylbenzene	ND	6.7	0.67	ug/Kg	1	07/12/17	JLI	SW8260C	
Styrene	ND	6.7	0.67	ug/Kg	1	07/12/17	JLI	SW8260C	
tert-Butylbenzene	ND	6.7	0.67	ug/Kg	1	07/12/17	JLI	SW8260C	
Tetrachloroethene	ND	6.7	1.3	ug/Kg	1	07/12/17	JLI	SW8260C	
Tetrahydrofuran (THF)	ND	13	3.3	ug/Kg	1	07/12/17	JLI	SW8260C	1
Toluene	ND	6.7	0.67	ug/Kg	1	07/12/17	JLI	SW8260C	
trans-1,2-Dichloroethene	ND	6.7	0.67	ug/Kg	1	07/12/17	JLI	SW8260C	
trans-1,3-Dichloropropene	ND	6.7	0.67	ug/Kg	1	07/12/17	JLI	SW8260C	
trans-1,4-dichloro-2-butene	ND	13	3.3	ug/Kg	1	07/12/17	JLI	SW8260C	
Trichloroethene	ND	6.7	0.67	ug/Kg	1	07/12/17	JLI	SW8260C	
Trichlorofluoromethane	ND	6.7	1.3	ug/Kg	1	07/12/17	JLI	SW8260C	
Trichlorotrifluoroethane	ND	6.7	0.67	ug/Kg	1	07/12/17	JLI	SW8260C	
Vinyl chloride	ND	6.7	0.67	ug/Kg	1	07/12/17	JLI	SW8260C	
QA/QC Surrogates									
% 1,2-dichlorobenzene-d4	106			%	1	07/12/17	JLI	70 - 130 %	
% Bromofluorobenzene	89			%	1	07/12/17	JLI	70 - 130 %	
% Dibromofluoromethane	107			%	1	07/12/17	JLI	70 - 130 %	
% Toluene-d8	96			%	1	07/12/17	JLI	70 - 130 %	
Non Target Volatile Compounds	Absent				1	07/12/17	JLI		1

Semivolatiles

1,2,4,5-Tetrachlorobenzene	ND	280	140	ug/Kg	1	07/13/17	KCA	SW8270D	
1,2,4-Trichlorobenzene	ND	280	120	ug/Kg	1	07/13/17	KCA	SW8270D	
1,2-Dichlorobenzene	ND	280	110	ug/Kg	1	07/13/17	KCA	SW8270D	
1,2-Diphenylhydrazine	ND	280	130	ug/Kg	1	07/13/17	KCA	SW8270D	
1,3-Dichlorobenzene	ND	280	120	ug/Kg	1	07/13/17	KCA	SW8270D	
1,4-Dichlorobenzene	ND	280	120	ug/Kg	1	07/13/17	KCA	SW8270D	
2,4,5-Trichlorophenol	ND	280	220	ug/Kg	1	07/13/17	KCA	SW8270D	
2,4,6-Trichlorophenol	ND	200	130	ug/Kg	1	07/13/17	KCA	SW8270D	
2,4-Dichlorophenol	ND	200	140	ug/Kg	1	07/13/17	KCA	SW8270D	
2,4-Dimethylphenol	ND	280	98	ug/Kg	1	07/13/17	KCA	SW8270D	
2,4-Dinitrophenol	ND	280	280	ug/Kg	1	07/13/17	KCA	SW8270D	
2,4-Dinitrotoluene	ND	200	160	ug/Kg	1	07/13/17	KCA	SW8270D	
2,6-Dinitrotoluene	ND	200	120	ug/Kg	1	07/13/17	KCA	SW8270D	
2-Chloronaphthalene	ND	280	110	ug/Kg	1	07/13/17	KCA	SW8270D	
2-Chlorophenol	ND	280	110	ug/Kg	1	07/13/17	KCA	SW8270D	
2-Methylnaphthalene	ND	280	120	ug/Kg	1	07/13/17	KCA	SW8270D	
2-Methylphenol (o-cresol)	ND	280	190	ug/Kg	1	07/13/17	KCA	SW8270D	
2-Nitroaniline	ND	280	280	ug/Kg	1	07/13/17	KCA	SW8270D	
2-Nitrophenol	ND	280	250	ug/Kg	1	07/13/17	KCA	SW8270D	
3&4-Methylphenol (m&p-cresol)	ND	280	160	ug/Kg	1	07/13/17	KCA	SW8270D	1
3,3'-Dichlorobenzidine	ND	200	190	ug/Kg	1	07/13/17	KCA	SW8270D	
3-Nitroaniline	ND	390	790	ug/Kg	1	07/13/17	KCA	SW8270D	
4,6-Dinitro-2-methylphenol	ND	240	79	ug/Kg	1	07/13/17	KCA	SW8270D	
4-Bromophenyl phenyl ether	ND	280	120	ug/Kg	1	07/13/17	KCA	SW8270D	
4-Chloro-3-methylphenol	ND	280	140	ug/Kg	1	07/13/17	KCA	SW8270D	

Parameter	Result		RL/ PQL	LOD/ MDL	Units	Dilution	Date/Time	By	Reference	
4-Chloroaniline	ND		320	180	ug/Kg	1	07/13/17	KCA	SW8270D	
4-Chlorophenyl phenyl ether	ND		280	130	ug/Kg	1	07/13/17	KCA	SW8270D	
4-Nitroaniline	ND		390	130	ug/Kg	1	07/13/17	KCA	SW8270D	
4-Nitrophenol	ND		390	180	ug/Kg	1	07/13/17	KCA	SW8270D	
Acenaphthene	ND		280	120	ug/Kg	1	07/13/17	KCA	SW8270D	
Acenaphthylene	ND		280	110	ug/Kg	1	07/13/17	KCA	SW8270D	
Acetophenone	ND		280	120	ug/Kg	1	07/13/17	KCA	SW8270D	
Aniline	ND		320	320	ug/Kg	1	07/13/17	KCA	SW8270D	
Anthracene	ND		280	130	ug/Kg	1	07/13/17	KCA	SW8270D	
Benz(a)anthracene	340		280	130	ug/Kg	1	07/13/17	KCA	SW8270D	
Benzidine	ND		390	230	ug/Kg	1	07/13/17	KCA	SW8270D	
Benzo(a)pyrene	340		200	130	ug/Kg	1	07/13/17	KCA	SW8270D	
Benzo(b)fluoranthene	290		280	140	ug/Kg	1	07/13/17	KCA	SW8270D	
Benzo(ghi)perylene	270	J	280	130	ug/Kg	1	07/13/17	KCA	SW8270D	
Benzo(k)fluoranthene	310		280	130	ug/Kg	1	07/13/17	KCA	SW8270D	
Benzoic acid	ND		2000	790	ug/Kg	1	07/13/17	KCA	SW8270D	1
Benzyl butyl phthalate	ND		280	100	ug/Kg	1	07/13/17	KCA	SW8270D	
Bis(2-chloroethoxy)methane	ND		280	110	ug/Kg	1	07/13/17	KCA	SW8270D	
Bis(2-chloroethyl)ether	ND		200	110	ug/Kg	1	07/13/17	KCA	SW8270D	
Bis(2-chloroisopropyl)ether	ND		280	110	ug/Kg	1	07/13/17	KCA	SW8270D	
Bis(2-ethylhexyl)phthalate	ND		280	110	ug/Kg	1	07/13/17	KCA	SW8270D	
Carbazole	ND		200	160	ug/Kg	1	07/13/17	KCA	SW8270D	
Chrysene	390		280	130	ug/Kg	1	07/13/17	KCA	SW8270D	
Dibenz(a,h)anthracene	ND		200	130	ug/Kg	1	07/13/17	KCA	SW8270D	
Dibenzofuran	ND		280	120	ug/Kg	1	07/13/17	KCA	SW8270D	
Diethyl phthalate	ND		280	120	ug/Kg	1	07/13/17	KCA	SW8270D	
Dimethylphthalate	ND		280	120	ug/Kg	1	07/13/17	KCA	SW8270D	
Di-n-butylphthalate	ND		280	110	ug/Kg	1	07/13/17	KCA	SW8270D	
Di-n-octylphthalate	ND		280	100	ug/Kg	1	07/13/17	KCA	SW8270D	
Fluoranthene	710		280	130	ug/Kg	1	07/13/17	KCA	SW8270D	
Fluorene	ND		280	130	ug/Kg	1	07/13/17	KCA	SW8270D	
Hexachlorobenzene	ND		200	120	ug/Kg	1	07/13/17	KCA	SW8270D	
Hexachlorobutadiene	ND		280	140	ug/Kg	1	07/13/17	KCA	SW8270D	
Hexachlorocyclopentadiene	ND		280	120	ug/Kg	1	07/13/17	KCA	SW8270D	
Hexachloroethane	ND		200	120	ug/Kg	1	07/13/17	KCA	SW8270D	
Indeno(1,2,3-cd)pyrene	270	J	280	130	ug/Kg	1	07/13/17	KCA	SW8270D	
Isophorone	ND		200	110	ug/Kg	1	07/13/17	KCA	SW8270D	
Naphthalene	ND		280	110	ug/Kg	1	07/13/17	KCA	SW8270D	
Nitrobenzene	ND		200	140	ug/Kg	1	07/13/17	KCA	SW8270D	
N-Nitrosodimethylamine	ND		280	110	ug/Kg	1	07/13/17	KCA	SW8270D	
N-Nitrosodi-n-propylamine	ND		200	130	ug/Kg	1	07/13/17	KCA	SW8270D	
N-Nitrosodiphenylamine	ND		280	150	ug/Kg	1	07/13/17	KCA	SW8270D	
Pentachloronitrobenzene	ND		280	150	ug/Kg	1	07/13/17	KCA	SW8270D	
Pentachlorophenol	ND		240	150	ug/Kg	1	07/13/17	KCA	SW8270D	
Phenanthrene	370		280	110	ug/Kg	1	07/13/17	KCA	SW8270D	
Phenol	ND		280	130	ug/Kg	1	07/13/17	KCA	SW8270D	
Pyrene	680		280	140	ug/Kg	1	07/13/17	KCA	SW8270D	
Pyridine	ND		280	97	ug/Kg	1	07/13/17	KCA	SW8270D	

QA/QC Surrogates

Project ID: 125 BATH ST
Client ID: USB-2/S-2

Phoenix I.D.: BY54997

Parameter	Result	RL/ PQL	LOD/ MDL	Units	Dilution	Date/Time	By	Reference	
% 2,4,6-Tribromophenol	63			%	1	07/13/17	KCA	30 - 130 %	
% 2-Fluorobiphenyl	61			%	1	07/13/17	KCA	30 - 130 %	
% 2-Fluorophenol	48			%	1	07/13/17	KCA	30 - 130 %	
% Nitrobenzene-d5	56			%	1	07/13/17	KCA	30 - 130 %	
% Phenol-d5	57			%	1	07/13/17	KCA	30 - 130 %	
% Terphenyl-d14	60			%	1	07/13/17	KCA	30 - 130 %	
Non Target Semivolatile Compounds	Absent				1	07/14/17	KCA		1

1 = This parameter is not certified by NY NELAC for this matrix. NY NELAC does not offer certification for all parameters at this time.
B = Present in blank, no bias suspected.

RL/PQL=Reporting/Practical Quantitation Level (Equivalent to NELAC LOQ, Limit of Quantitation) ND=Not Detected BRL=Below Reporting Level L=Biased Low J=Estimated Below RL LOD=Limit of Detection MDL=Method Detection Limit1
QA/QC Surrogates: Surrogates are compounds (preceeded with a %) added by the lab to determine analysis efficiency. Surrogate results(%) listed in the report are not "detected" compounds.

Comments:

Please be advised that the NY 375 soil criteria for chromium are based on hexavalent chromium and trivalent chromium.

Per 1.4.6 of EPA method 8270D, 1,2-Diphenylhydrazine is unstable and readily converts to Azobenzene. Azobenzene is used for the calibration of 1,2-Diphenylhydrazine.

All soils, solids and sludges are reported on a dry weight basis unless otherwise noted in the sample comments.

S - Laboratory solvent, contamination is possible.

If there are any questions regarding this data, please call Phoenix Client Services.
This report must not be reproduced except in full as defined by the attached chain of custody.

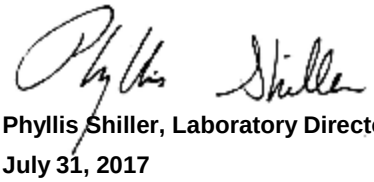

Phyllis Shiller, Laboratory Director
July 31, 2017
Reviewed and Released by: Jon Carlson, Project Manager

PHOENIX

Environmental Laboratories, Inc.
587 East Middle Turnpike, P.O.Box 370, Manchester, CT 06045
Tel. (860) 645-1102 Fax (860) 645-0823

ACCREDITED IN ACCORDANCE WITH nelac NY # 11301

Analysis Report

July 31, 2017

FOR: Attn: Mr. Jeff Wink
NETC
PO Box 2167
Ballston Spa, NY 12020

Sample Information		Custody Information		Date	Time
Matrix:	SOIL	Collected by:		07/05/17	11:35
Location Code:	NETC	Received by:	SW	07/07/17	17:10
Rush Request:	72 Hour	Analyzed by:	see "By" below		
P.O.#:	15.0918304				

Laboratory Data

SDG ID: GBY54991
Phoenix ID: BY54998

Project ID: 125 BATH ST
Client ID: USB-2/S-3A

Parameter	Result		RL/ PQL	LOD/ MDL	Units	Dilution	Date/Time	By	Reference	
Aluminum	7820		41	8.2	mg/Kg	10	07/14/17	LK	SW6010C	
Antimony	ND		2.1	2.1	mg/Kg	1	07/14/17	LK	SW6010C	
Arsenic	1.81		0.82	0.82	mg/Kg	1	07/14/17	LK	SW6010C	
Barium	19.8		0.8	0.41	mg/Kg	1	07/14/17	LK	SW6010C	
Beryllium	0.44		0.33	0.16	mg/Kg	1	07/14/17	LK	SW6010C	
Calcium	5610		4.1	3.8	mg/Kg	1	07/14/17	LK	SW6010C	
Cadmium	ND		0.41	0.41	mg/Kg	1	07/14/17	LK	SW6010C	
Chromium	9.23		0.41	0.41	mg/Kg	1	07/14/17	LK	SW6010C	
Cobalt	6.01		0.41	0.41	mg/Kg	1	07/14/17	LK	SW6010C	
Copper	7.32		0.41	0.41	mg/kg	1	07/14/17	LK	SW6010C	
Iron	15800		41	41	mg/Kg	10	07/14/17	LK	SW6010C	B
Lead	1.1		0.8	0.41	mg/Kg	1	07/14/17	LK	SW6010C	
Magnesium	2570		4.1	4.1	mg/Kg	1	07/14/17	LK	SW6010C	
Manganese	143		0.41	0.41	mg/Kg	1	07/14/17	LK	SW6010C	
Mercury	ND		0.03	0.02	mg/Kg	1	07/12/17	RS	SW7471B	
Nickel	6.65		0.41	0.41	mg/Kg	1	07/14/17	LK	SW6010C	
Potassium	1130	N	82	32	mg/Kg	10	07/14/17	LK	SW6010C	
Selenium	ND		1.6	1.4	mg/Kg	1	07/14/17	LK	SW6010C	
Silver	ND		0.41	0.41	mg/Kg	1	07/14/17	LK	SW6010C	
Sodium	614	N	8	3.5	mg/Kg	1	07/14/17	LK	SW6010C	B
Thallium	ND		1.6	1.6	mg/Kg	1	07/14/17	LK	SW6010C	
Vanadium	27.6		0.41	0.41	mg/Kg	1	07/14/17	LK	SW6010C	
Zinc	34.4		0.8	0.41	mg/Kg	1	07/14/17	LK	SW6010C	
Percent Solid	82				%		07/11/17	Q	SW846-%Solid	
Soil Extraction for PCB	Completed						07/12/17	Q/V	SW3545A	
Soil Extraction for Pest	Completed						07/12/17	Q/V	SW3545A	
Soil Extraction for SVOA	Completed						07/12/17	Q/CKV	SW3545A	
Mercury Digestion	Completed						07/12/17	Q/W	SW7471B	

Parameter	Result	RL/ PQL	LOD/ MDL	Units	Dilution	Date/Time	By	Reference
Total Metals Digest	Completed					07/11/17	L/AG	SW3050B
Field Extraction	Completed					07/05/17		SW5035A
Polychlorinated Biphenyls								
PCB-1016	ND	81	81	ug/Kg	2	07/14/17	AW	SW8082A
PCB-1221	ND	81	81	ug/Kg	2	07/14/17	AW	SW8082A
PCB-1232	ND	81	81	ug/Kg	2	07/14/17	AW	SW8082A
PCB-1242	ND	81	81	ug/Kg	2	07/14/17	AW	SW8082A
PCB-1248	ND	81	81	ug/Kg	2	07/14/17	AW	SW8082A
PCB-1254	ND	81	81	ug/Kg	2	07/14/17	AW	SW8082A
PCB-1260	ND	81	81	ug/Kg	2	07/14/17	AW	SW8082A
PCB-1262	ND	81	81	ug/Kg	2	07/14/17	AW	SW8082A
PCB-1268	ND	81	81	ug/Kg	2	07/14/17	AW	SW8082A
QA/QC Surrogates								
% DCBP	69			%	2	07/14/17	AW	30 - 150 %
% TCMX	86			%	2	07/14/17	AW	30 - 150 %
Pesticides - Soil								
4,4' -DDD	ND	2.4	2.4	ug/Kg	2	07/14/17	CW	SW8081B
4,4' -DDE	ND	2.4	2.4	ug/Kg	2	07/14/17	CW	SW8081B
4,4' -DDT	ND	2.4	2.4	ug/Kg	2	07/14/17	CW	SW8081B
a-BHC	ND	8.1	8.1	ug/Kg	2	07/14/17	CW	SW8081B
a-Chlordane	ND	4.0	4.0	ug/Kg	2	07/14/17	CW	SW8081B
Aldrin	ND	4.0	4.0	ug/Kg	2	07/14/17	CW	SW8081B
b-BHC	ND	8.1	8.1	ug/Kg	2	07/14/17	CW	SW8081B
Chlordane	ND	40	40	ug/Kg	2	07/14/17	CW	SW8081B
d-BHC	ND	8.1	8.1	ug/Kg	2	07/14/17	CW	SW8081B
Dieldrin	ND	4.0	4.0	ug/Kg	2	07/14/17	CW	SW8081B
Endosulfan I	ND	8.1	8.1	ug/Kg	2	07/14/17	CW	SW8081B
Endosulfan II	ND	8.1	8.1	ug/Kg	2	07/14/17	CW	SW8081B
Endosulfan sulfate	ND	8.1	8.1	ug/Kg	2	07/14/17	CW	SW8081B
Endrin	ND	8.1	8.1	ug/Kg	2	07/14/17	CW	SW8081B
Endrin aldehyde	ND	8.1	8.1	ug/Kg	2	07/14/17	CW	SW8081B
Endrin ketone	ND	8.1	8.1	ug/Kg	2	07/14/17	CW	SW8081B
g-BHC	ND	1.6	1.6	ug/Kg	2	07/14/17	CW	SW8081B
g-Chlordane	ND	4.0	4.0	ug/Kg	2	07/14/17	CW	SW8081B
Heptachlor	ND	8.1	8.1	ug/Kg	2	07/14/17	CW	SW8081B
Heptachlor epoxide	ND	8.1	8.1	ug/Kg	2	07/14/17	CW	SW8081B
Methoxychlor	ND	40	40	ug/Kg	2	07/14/17	CW	SW8081B
Toxaphene	ND	160	160	ug/Kg	2	07/14/17	CW	SW8081B
QA/QC Surrogates								
% DCBP	53			%	2	07/14/17	CW	30 - 150 %
% TCMX	60			%	2	07/14/17	CW	30 - 150 %
Volatiles								
1,1,1,2-Tetrachloroethane	ND	6.2	1.2	ug/Kg	1	07/12/17	JLI	SW8260C
1,1,1-Trichloroethane	ND	6.2	0.62	ug/Kg	1	07/12/17	JLI	SW8260C
1,1,2,2-Tetrachloroethane	ND	6.2	1.2	ug/Kg	1	07/12/17	JLI	SW8260C
1,1,2-Trichloroethane	ND	6.2	1.2	ug/Kg	1	07/12/17	JLI	SW8260C
1,1-Dichloroethane	ND	6.2	1.2	ug/Kg	1	07/12/17	JLI	SW8260C

Project ID: 125 BATH ST
Client ID: USB-2/S-3A

Phoenix I.D.: BY54998

Parameter	Result		RL/ PQL	LOD/ MDL	Units	Dilution	Date/Time	By	Reference	
1,1-Dichloroethene	ND		6.2	0.62	ug/Kg	1	07/12/17	JLI	SW8260C	
1,1-Dichloropropene	ND		6.2	0.62	ug/Kg	1	07/12/17	JLI	SW8260C	
1,2,3-Trichlorobenzene	ND		6.2	1.2	ug/Kg	1	07/12/17	JLI	SW8260C	
1,2,3-Trichloropropane	ND		6.2	0.62	ug/Kg	1	07/12/17	JLI	SW8260C	
1,2,4-Trichlorobenzene	ND		6.2	1.2	ug/Kg	1	07/12/17	JLI	SW8260C	
1,2,4-Trimethylbenzene	ND		6.2	0.62	ug/Kg	1	07/12/17	JLI	SW8260C	
1,2-Dibromo-3-chloropropane	ND		6.2	1.2	ug/Kg	1	07/12/17	JLI	SW8260C	
1,2-Dibromoethane	ND		6.2	0.62	ug/Kg	1	07/12/17	JLI	SW8260C	
1,2-Dichlorobenzene	ND		6.2	0.62	ug/Kg	1	07/12/17	JLI	SW8260C	
1,2-Dichloroethane	ND		6.2	0.62	ug/Kg	1	07/12/17	JLI	SW8260C	
1,2-Dichloropropane	ND		6.2	1.2	ug/Kg	1	07/12/17	JLI	SW8260C	
1,3,5-Trimethylbenzene	ND		6.2	0.62	ug/Kg	1	07/12/17	JLI	SW8260C	
1,3-Dichlorobenzene	ND		6.2	0.62	ug/Kg	1	07/12/17	JLI	SW8260C	
1,3-Dichloropropane	ND		6.2	1.2	ug/Kg	1	07/12/17	JLI	SW8260C	
1,4-Dichlorobenzene	ND		6.2	0.62	ug/Kg	1	07/12/17	JLI	SW8260C	
2,2-Dichloropropane	ND		6.2	0.62	ug/Kg	1	07/12/17	JLI	SW8260C	
2-Chlorotoluene	ND		6.2	1.2	ug/Kg	1	07/12/17	JLI	SW8260C	
2-Hexanone	ND		31	6.2	ug/Kg	1	07/12/17	JLI	SW8260C	
2-Isopropyltoluene	ND		6.2	0.62	ug/Kg	1	07/12/17	JLI	SW8260C	1
4-Chlorotoluene	ND		6.2	0.62	ug/Kg	1	07/12/17	JLI	SW8260C	
4-Methyl-2-pentanone	ND		31	6.2	ug/Kg	1	07/12/17	JLI	SW8260C	
Acetone	16	JS	31	6.2	ug/Kg	1	07/12/17	JLI	SW8260C	
Acrylonitrile	ND		12	1.2	ug/Kg	1	07/12/17	JLI	SW8260C	
Benzene	ND		6.2	0.62	ug/Kg	1	07/12/17	JLI	SW8260C	
Bromobenzene	ND		6.2	0.62	ug/Kg	1	07/12/17	JLI	SW8260C	
Bromochloromethane	ND		6.2	0.62	ug/Kg	1	07/12/17	JLI	SW8260C	
Bromodichloromethane	ND		6.2	1.2	ug/Kg	1	07/12/17	JLI	SW8260C	
Bromoform	ND		6.2	1.2	ug/Kg	1	07/12/17	JLI	SW8260C	
Bromomethane	ND		6.2	2.5	ug/Kg	1	07/12/17	JLI	SW8260C	
Carbon Disulfide	2.5	J	6.2	1.2	ug/Kg	1	07/12/17	JLI	SW8260C	
Carbon tetrachloride	ND		6.2	1.2	ug/Kg	1	07/12/17	JLI	SW8260C	
Chlorobenzene	ND		6.2	0.62	ug/Kg	1	07/12/17	JLI	SW8260C	
Chloroethane	ND		6.2	0.62	ug/Kg	1	07/12/17	JLI	SW8260C	
Chloroform	ND		6.2	0.62	ug/Kg	1	07/12/17	JLI	SW8260C	
Chloromethane	ND		6.2	1.2	ug/Kg	1	07/12/17	JLI	SW8260C	
cis-1,2-Dichloroethene	ND		6.2	0.62	ug/Kg	1	07/12/17	JLI	SW8260C	
cis-1,3-Dichloropropene	ND		6.2	0.62	ug/Kg	1	07/12/17	JLI	SW8260C	
Dibromochloromethane	ND		6.2	1.2	ug/Kg	1	07/12/17	JLI	SW8260C	
Dibromomethane	ND		6.2	1.2	ug/Kg	1	07/12/17	JLI	SW8260C	
Dichlorodifluoromethane	ND		6.2	0.62	ug/Kg	1	07/12/17	JLI	SW8260C	
Ethylbenzene	ND		6.2	0.62	ug/Kg	1	07/12/17	JLI	SW8260C	
Hexachlorobutadiene	ND		6.2	0.62	ug/Kg	1	07/12/17	JLI	SW8260C	
Isopropylbenzene	ND		6.2	0.62	ug/Kg	1	07/12/17	JLI	SW8260C	
m&p-Xylene	ND		6.2	1.2	ug/Kg	1	07/12/17	JLI	SW8260C	
Methyl Ethyl Ketone	ND		37	6.2	ug/Kg	1	07/12/17	JLI	SW8260C	
Methyl t-butyl ether (MTBE)	ND		12	1.2	ug/Kg	1	07/12/17	JLI	SW8260C	
Methylene chloride	ND		6.2	6.2	ug/Kg	1	07/12/17	JLI	SW8260C	
Naphthalene	ND		6.2	1.2	ug/Kg	1	07/12/17	JLI	SW8260C	
n-Butylbenzene	ND		6.2	0.62	ug/Kg	1	07/12/17	JLI	SW8260C	

Parameter	Result	RL/ PQL	LOD/ MDL	Units	Dilution	Date/Time	By	Reference	
n-Propylbenzene	ND	6.2	1.2	ug/Kg	1	07/12/17	JLI	SW8260C	
o-Xylene	ND	6.2	1.2	ug/Kg	1	07/12/17	JLI	SW8260C	
p-Isopropyltoluene	ND	6.2	0.62	ug/Kg	1	07/12/17	JLI	SW8260C	
sec-Butylbenzene	ND	6.2	0.62	ug/Kg	1	07/12/17	JLI	SW8260C	
Styrene	ND	6.2	0.62	ug/Kg	1	07/12/17	JLI	SW8260C	
tert-Butylbenzene	ND	6.2	0.62	ug/Kg	1	07/12/17	JLI	SW8260C	
Tetrachloroethene	ND	6.2	1.2	ug/Kg	1	07/12/17	JLI	SW8260C	
Tetrahydrofuran (THF)	ND	12	3.1	ug/Kg	1	07/12/17	JLI	SW8260C	1
Toluene	ND	6.2	0.62	ug/Kg	1	07/12/17	JLI	SW8260C	
trans-1,2-Dichloroethene	ND	6.2	0.62	ug/Kg	1	07/12/17	JLI	SW8260C	
trans-1,3-Dichloropropene	ND	6.2	0.62	ug/Kg	1	07/12/17	JLI	SW8260C	
trans-1,4-dichloro-2-butene	ND	12	3.1	ug/Kg	1	07/12/17	JLI	SW8260C	
Trichloroethene	ND	6.2	0.62	ug/Kg	1	07/12/17	JLI	SW8260C	
Trichlorofluoromethane	ND	6.2	1.2	ug/Kg	1	07/12/17	JLI	SW8260C	
Trichlorotrifluoroethane	ND	6.2	0.62	ug/Kg	1	07/12/17	JLI	SW8260C	
Vinyl chloride	ND	6.2	0.62	ug/Kg	1	07/12/17	JLI	SW8260C	
QA/QC Surrogates									
% 1,2-dichlorobenzene-d4	101			%	1	07/12/17	JLI	70 - 130 %	
% Bromofluorobenzene	97			%	1	07/12/17	JLI	70 - 130 %	
% Dibromofluoromethane	99			%	1	07/12/17	JLI	70 - 130 %	
% Toluene-d8	95			%	1	07/12/17	JLI	70 - 130 %	
Non Target Volatile Compounds	Absent				1	07/12/17	JLI		1
Client MS/MSD	Completed					07/13/17			

Semivolatiles

1,2,4,5-Tetrachlorobenzene	ND	280	140	ug/Kg	1	07/12/17	KCA	SW8270D	
1,2,4-Trichlorobenzene	ND	280	120	ug/Kg	1	07/12/17	KCA	SW8270D	
1,2-Dichlorobenzene	ND	280	110	ug/Kg	1	07/12/17	KCA	SW8270D	
1,2-Diphenylhydrazine	ND	280	130	ug/Kg	1	07/12/17	KCA	SW8270D	
1,3-Dichlorobenzene	ND	280	120	ug/Kg	1	07/12/17	KCA	SW8270D	
1,4-Dichlorobenzene	ND	280	120	ug/Kg	1	07/12/17	KCA	SW8270D	
2,4,5-Trichlorophenol	ND	280	220	ug/Kg	1	07/12/17	KCA	SW8270D	
2,4,6-Trichlorophenol	ND	200	130	ug/Kg	1	07/12/17	KCA	SW8270D	
2,4-Dichlorophenol	ND	200	140	ug/Kg	1	07/12/17	KCA	SW8270D	
2,4-Dimethylphenol	ND	280	99	ug/Kg	1	07/12/17	KCA	SW8270D	
2,4-Dinitrophenol	ND	280	280	ug/Kg	1	07/12/17	KCA	SW8270D	
2,4-Dinitrotoluene	ND	200	160	ug/Kg	1	07/12/17	KCA	SW8270D	
2,6-Dinitrotoluene	ND	200	130	ug/Kg	1	07/12/17	KCA	SW8270D	
2-Chloronaphthalene	ND	280	110	ug/Kg	1	07/12/17	KCA	SW8270D	
2-Chlorophenol	ND	280	110	ug/Kg	1	07/12/17	KCA	SW8270D	
2-Methylnaphthalene	ND	280	120	ug/Kg	1	07/12/17	KCA	SW8270D	
2-Methylphenol (o-cresol)	ND	280	190	ug/Kg	1	07/12/17	KCA	SW8270D	
2-Nitroaniline	ND	280	280	ug/Kg	1	07/12/17	KCA	SW8270D	
2-Nitrophenol	ND	280	250	ug/Kg	1	07/12/17	KCA	SW8270D	
3&4-Methylphenol (m&p-cresol)	ND	280	160	ug/Kg	1	07/12/17	KCA	SW8270D	1
3,3'-Dichlorobenzidine	ND	200	190	ug/Kg	1	07/12/17	KCA	SW8270D	
3-Nitroaniline	ND	400	800	ug/Kg	1	07/12/17	KCA	SW8270D	
4,6-Dinitro-2-methylphenol	ND	240	80	ug/Kg	1	07/12/17	KCA	SW8270D	
4-Bromophenyl phenyl ether	ND	280	120	ug/Kg	1	07/12/17	KCA	SW8270D	

Project ID: 125 BATH ST
Client ID: USB-2/S-3A

Phoenix I.D.: BY54998

Parameter	Result	RL/ PQL	LOD/ MDL	Units	Dilution	Date/Time	By	Reference	
4-Chloro-3-methylphenol	ND	280	140	ug/Kg	1	07/12/17	KCA	SW8270D	
4-Chloroaniline	ND	320	190	ug/Kg	1	07/12/17	KCA	SW8270D	
4-Chlorophenyl phenyl ether	ND	280	130	ug/Kg	1	07/12/17	KCA	SW8270D	
4-Nitroaniline	ND	400	130	ug/Kg	1	07/12/17	KCA	SW8270D	
4-Nitrophenol	ND	400	180	ug/Kg	1	07/12/17	KCA	SW8270D	
Acenaphthene	ND	280	120	ug/Kg	1	07/12/17	KCA	SW8270D	
Acenaphthylene	ND	280	110	ug/Kg	1	07/12/17	KCA	SW8270D	
Acetophenone	ND	280	120	ug/Kg	1	07/12/17	KCA	SW8270D	
Aniline	ND	320	320	ug/Kg	1	07/12/17	KCA	SW8270D	
Anthracene	ND	280	130	ug/Kg	1	07/12/17	KCA	SW8270D	
Benz(a)anthracene	ND	280	130	ug/Kg	1	07/12/17	KCA	SW8270D	
Benzidine	ND	400	230	ug/Kg	1	07/12/17	KCA	SW8270D	
Benzo(a)pyrene	ND	200	130	ug/Kg	1	07/12/17	KCA	SW8270D	
Benzo(b)fluoranthene	ND	280	140	ug/Kg	1	07/12/17	KCA	SW8270D	
Benzo(ghi)perylene	ND	280	130	ug/Kg	1	07/12/17	KCA	SW8270D	
Benzo(k)fluoranthene	ND	280	130	ug/Kg	1	07/12/17	KCA	SW8270D	
Benzoic acid	ND	2000	800	ug/Kg	1	07/12/17	KCA	SW8270D	1
Benzyl butyl phthalate	ND	280	100	ug/Kg	1	07/12/17	KCA	SW8270D	
Bis(2-chloroethoxy)methane	ND	280	110	ug/Kg	1	07/12/17	KCA	SW8270D	
Bis(2-chloroethyl)ether	ND	200	110	ug/Kg	1	07/12/17	KCA	SW8270D	
Bis(2-chloroisopropyl)ether	ND	280	110	ug/Kg	1	07/12/17	KCA	SW8270D	
Bis(2-ethylhexyl)phthalate	ND	280	110	ug/Kg	1	07/12/17	KCA	SW8270D	
Carbazole	ND	200	160	ug/Kg	1	07/12/17	KCA	SW8270D	
Chrysene	ND	280	130	ug/Kg	1	07/12/17	KCA	SW8270D	
Dibenz(a,h)anthracene	ND	200	130	ug/Kg	1	07/12/17	KCA	SW8270D	
Dibenzofuran	ND	280	120	ug/Kg	1	07/12/17	KCA	SW8270D	
Diethyl phthalate	ND	280	130	ug/Kg	1	07/12/17	KCA	SW8270D	
Dimethylphthalate	ND	280	120	ug/Kg	1	07/12/17	KCA	SW8270D	
Di-n-butylphthalate	ND	280	110	ug/Kg	1	07/12/17	KCA	SW8270D	
Di-n-octylphthalate	ND	280	100	ug/Kg	1	07/12/17	KCA	SW8270D	
Fluoranthene	ND	280	130	ug/Kg	1	07/12/17	KCA	SW8270D	
Fluorene	ND	280	130	ug/Kg	1	07/12/17	KCA	SW8270D	
Hexachlorobenzene	ND	200	120	ug/Kg	1	07/12/17	KCA	SW8270D	
Hexachlorobutadiene	ND	280	140	ug/Kg	1	07/12/17	KCA	SW8270D	
Hexachlorocyclopentadiene	ND	280	120	ug/Kg	1	07/12/17	KCA	SW8270D	
Hexachloroethane	ND	200	120	ug/Kg	1	07/12/17	KCA	SW8270D	
Indeno(1,2,3-cd)pyrene	ND	280	130	ug/Kg	1	07/12/17	KCA	SW8270D	
Isophorone	ND	200	110	ug/Kg	1	07/12/17	KCA	SW8270D	
Naphthalene	ND	280	110	ug/Kg	1	07/12/17	KCA	SW8270D	
Nitrobenzene	ND	200	140	ug/Kg	1	07/12/17	KCA	SW8270D	
N-Nitrosodimethylamine	ND	280	110	ug/Kg	1	07/12/17	KCA	SW8270D	
N-Nitrosodi-n-propylamine	ND	200	130	ug/Kg	1	07/12/17	KCA	SW8270D	
N-Nitrosodiphenylamine	ND	280	150	ug/Kg	1	07/12/17	KCA	SW8270D	
Pentachloronitrobenzene	ND	280	150	ug/Kg	1	07/12/17	KCA	SW8270D	
Pentachlorophenol	ND	240	150	ug/Kg	1	07/12/17	KCA	SW8270D	
Phenanthrene	ND	280	110	ug/Kg	1	07/12/17	KCA	SW8270D	
Phenol	ND	280	130	ug/Kg	1	07/12/17	KCA	SW8270D	
Pyrene	ND	280	140	ug/Kg	1	07/12/17	KCA	SW8270D	
Pyridine	ND	280	98	ug/Kg	1	07/12/17	KCA	SW8270D	

Parameter	Result	RL/ PQL	LOD/ MDL	Units	Dilution	Date/Time	By	Reference	
QA/QC Surrogates									
% 2,4,6-Tribromophenol	43			%	1	07/12/17	KCA	30 - 130 %	
% 2-Fluorobiphenyl	42			%	1	07/12/17	KCA	30 - 130 %	
% 2-Fluorophenol	30			%	1	07/12/17	KCA	30 - 130 %	
% Nitrobenzene-d5	35			%	1	07/12/17	KCA	30 - 130 %	
% Phenol-d5	35			%	1	07/12/17	KCA	30 - 130 %	
% Terphenyl-d14	39			%	1	07/12/17	KCA	30 - 130 %	
Non Target Semivolatile Compounds	Absent				1	07/14/17	KCA		1

1 = This parameter is not certified by NY NELAC for this matrix. NY NELAC does not offer certification for all parameters at this time.
B = Present in blank, no bias suspected.

RL/PQL=Reporting/Practical Quantitation Level (Equivalent to NELAC LOQ, Limit of Quantitation) ND=Not Detected BRL=Below Reporting Level L=Biased Low J=Estimated Below RL LOD=Limit of Detection MDL=Method Detection Limit1
QA/QC Surrogates: Surrogates are compounds (preceeded with a %) added by the lab to determine analysis efficiency. Surrogate results(%) listed in the report are not "detected" compounds.

Comments:

Per 1.4.6 of EPA method 8270D, 1,2-Diphenylhydrazine is unstable and readily converts to Azobenzene. Azobenzene is used for the calibration of 1,2-Diphenylhydrazine.

Please be advised that the NY 375 soil criteria for chromium are based on hexavalent chromium and trivalent chromium.

Volatile Comment:
Where the LOD justifies lowering the RL/PQL, the RL/PQL of some compounds are evaluated below the lowest calibration standard in order to meet criteria.

All soils, solids and sludges are reported on a dry weight basis unless otherwise noted in the sample comments.

S - Laboratory solvent, contamination is possible.

If there are any questions regarding this data, please call Phoenix Client Services.
This report must not be reproduced except in full as defined by the attached chain of custody.

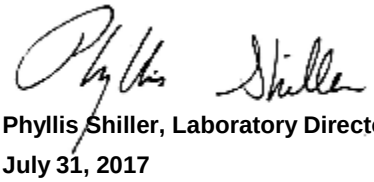

Phyllis Shiller, Laboratory Director
July 31, 2017
Reviewed and Released by: Jon Carlson, Project Manager

Environmental Laboratories, Inc.
587 East Middle Turnpike, P.O.Box 370, Manchester, CT 06045
Tel. (860) 645-1102 Fax (860) 645-0823

NY # 11301

QA/QC Report

July 31, 2017

QA/QC Data

SDG I.D.: GBY54991

Parameter	Blank	Blk RL	Sample Result	Dup Result	Dup RPD	LCS %	LCSD %	LCS RPD	MS %	MSD %	MS RPD	% Rec Limits	% RPD Limits	
QA/QC Batch 393271 (mg/kg), QC Sample No: BY54998 (BY54991, BY54992, BY54993, BY54994, BY54995, BY54996, BY54997, BY54998)														
ICP Metals - Soil														
Aluminum	BRL	4.6	7820	7250	7.60	110			NC			80 - 120	30	
Antimony	BRL	3.1	<2.1	<4.3	NC	88.2			102			70 - 130	30	
Arsenic	BRL	0.62	1.81	2.36	NC	109			105			80 - 120	30	
Barium	BRL	0.31	19.8	21.4	7.80	108			105			80 - 120	30	
Beryllium	BRL	0.25	0.44	0.43	NC	101			99.8			80 - 120	30	
Cadmium	BRL	0.31	<0.41	<0.43	NC	98.2			94.1			80 - 120	30	
Calcium	BRL	4.6	5610	5800	3.30	104			NC			80 - 120	30	
Chromium	BRL	0.31	9.23	9.65	4.40	109			101			80 - 120	30	
Cobalt	BRL	0.31	6.01	5.85	2.70	104			99.6			80 - 120	30	
Copper	BRL	0.31	7.32	7.05	3.80	109			111			80 - 120	30	
Iron	5.3	4.6	15800	15600	1.30	109			NC			80 - 120	30	
Lead	BRL	0.31	1.1	1.66	NC	103			98.5			80 - 120	30	
Magnesium	BRL	4.6	2570	2560	0.40	113			NC			80 - 120	30	
Manganese	BRL	0.31	143	146	2.10	107			110			80 - 120	30	
Nickel	BRL	0.31	6.65	6.55	1.50	105			98.6			80 - 120	30	
Potassium	BRL	4.6	1130 N	1100	2.70	103			>130			80 - 120	30	m
Selenium	BRL	1.2	<1.6	<1.7	NC	103			102			80 - 120	30	
Silver	BRL	0.31	<0.41	<0.43	NC	102			101			70 - 130	30	
Sodium	7.4	4.6	614 N	566	8.10	101			>130			80 - 120	30	m
Thallium	BRL	2.8	<1.6	<3.9	NC	102			107			80 - 120	30	
Vanadium	BRL	0.31	27.6	29.0	4.90	114			102			80 - 120	30	
Zinc	BRL	0.31	34.4	32.9	4.50	99.2			93.5			80 - 120	30	
QA/QC Batch 393327 (mg/kg), QC Sample No: BY54998 (BY54991, BY54992, BY54993, BY54998)														
Mercury - Soil	BRL	0.03	<0.03	<0.03	NC	87.2	83.1	4.8	92.3			75 - 125	30	
QA/QC Batch 393328 (mg/kg), QC Sample No: BY56554 (BY54994, BY54995, BY54996, BY54997)														
Mercury - Soil	BRL	0.03	<0.03	<0.03	NC	97.8	92.9	5.1	94.8			75 - 125	30	

m = This parameter is outside laboratory MS/MSD specified recovery limits.

Environmental Laboratories, Inc.
587 East Middle Turnpike, P.O.Box 370, Manchester, CT 06045
Tel. (860) 645-1102 Fax (860) 645-0823

NY # 11301

QA/QC Report

July 31, 2017

QA/QC Data

SDG I.D.: GBY54991

Parameter	Blank	Blk RL	LCS %	LCSD %	LCS RPD	MS %	MSD %	MS RPD	% Rec Limits	% RPD Limits	
QA/QC Batch 393357 (ug/Kg), QC Sample No: BY54998 2X (BY54991, BY54992, BY54993, BY54994, BY54995, BY54996, BY54997, BY54998)											
Pesticides - Soil											
4,4' -DDD	ND	1.7	79	48	48.8	47	71	40.7	40 - 140	30	r
4,4' -DDE	ND	1.7	79	49	46.9	46	70	41.4	40 - 140	30	r
4,4' -DDT	ND	1.7	82	51	46.6	48	72	40.0	40 - 140	30	r
a-BHC	ND	1.0	79	45	54.8	42	67	45.9	40 - 140	30	r
a-Chlordane	ND	3.3	78	49	45.7	46	69	40.0	40 - 140	30	r
Aldrin	ND	1.0	77	46	50.4	42	65	43.0	40 - 140	30	r
b-BHC	ND	1.0	83	52	45.9	46	70	41.4	40 - 140	30	r
Chlordane	ND	33	79	49	46.9	44	68	42.9	40 - 140	30	r
d-BHC	ND	3.3	75	44	52.1	40	62	43.1	40 - 140	30	r
Dieldrin	ND	1.0	76	47	47.2	45	70	43.5	40 - 140	30	r
Endosulfan I	ND	3.3	78	47	49.6	45	70	43.5	40 - 140	30	r
Endosulfan II	ND	3.3	76	45	51.2	46	68	38.6	40 - 140	30	r
Endosulfan sulfate	ND	3.3	72	44	48.3	39	58	39.2	40 - 140	30	r
Endrin	ND	3.3	78	48	47.6	46	71	42.7	40 - 140	30	r
Endrin aldehyde	ND	3.3	65	43	40.7	31	44	34.7	40 - 140	30	r
Endrin ketone	ND	3.3	74	46	46.7	43	62	36.2	40 - 140	30	r
g-BHC	ND	1.0	84	49	52.6	45	70	43.5	40 - 140	30	r
g-Chlordane	ND	3.3	79	49	46.9	44	68	42.9	40 - 140	30	r
Heptachlor	ND	3.3	76	46	49.2	39	59	40.8	40 - 140	30	r
Heptachlor epoxide	ND	3.3	78	48	47.6	44	67	41.4	40 - 140	30	r
Methoxychlor	ND	3.3	84	52	47.1	42	63	40.0	40 - 140	30	r
Toxaphene	ND	130	NA	NA	NC	NA	NA	NC	40 - 140	30	
% DCBP	82	%	77	50	42.5	47	67	35.1	40 - 140	30	r
% TCMX	87	%	83	53	44.1	50	69	31.9	40 - 140	30	r

Comment:

Gamma chlordane recovery is reported as chlordane in the LCS, LCSD, MS and MSD. Several of the RPDs are above the criteria. Both of the recoveries are within the acceptable range. No significant bias is suspected.

QA/QC Batch 393354 (ug/Kg), QC Sample No: BY54998 2X (BY54991, BY54992, BY54993, BY54994, BY54995, BY54996, BY54997, BY54998)											
Polychlorinated Biphenyls - Soil											
PCB-1016	ND	33	86	95	9.9	42	73	53.9	40 - 140	30	r
PCB-1221	ND	33							40 - 140	30	
PCB-1232	ND	33							40 - 140	30	
PCB-1242	ND	33							40 - 140	30	
PCB-1248	ND	33							40 - 140	30	
PCB-1254	ND	33							40 - 140	30	
PCB-1260	ND	33	89	96	7.6	43	78	57.9	40 - 140	30	r
PCB-1262	ND	33							40 - 140	30	
PCB-1268	ND	33							40 - 140	30	
% DCBP (Surrogate Rec)	62	%	89	91	2.2	48	97	67.6	40 - 140	30	r

Parameter	Blank	Blk RL		LCS %	LCSD %	LCS RPD	MS %	MSD %	MS RPD	% Rec Limits	% RPD Limits	
% TCMX (Surrogate Rec)	76	%		97	100	3.0	42	87	69.8			

Comment:

Several of the RPDs are above the criteria. Both of the recoveries are within the acceptable range. No significant bias is suspected.

QA/QC Batch 393430 (ug/kg), QC Sample No: BY54998 (BY54991, BY54992, BY54993, BY54994, BY54995, BY54996, BY54997, BY54998)

Volatiles - Soil

1,1,1,2-Tetrachloroethane	ND	5.0	113	116	2.6	98	99	1.0	70 - 130	30	
1,1,1-Trichloroethane	ND	5.0	115	121	5.1	103	107	3.8	70 - 130	30	
1,1,2,2-Tetrachloroethane	ND	3.0	111	117	5.3	92	93	1.1	70 - 130	30	
1,1,2-Trichloroethane	ND	5.0	112	117	4.4	96	95	1.0	70 - 130	30	
1,1-Dichloroethane	ND	5.0	111	117	5.3	101	103	2.0	70 - 130	30	
1,1-Dichloroethene	ND	5.0	106	107	0.9	90	95	5.4	70 - 130	30	
1,1-Dichloropropene	ND	5.0	115	117	1.7	104	103	1.0	70 - 130	30	
1,2,3-Trichlorobenzene	ND	5.0	112	116	3.5	99	101	2.0	70 - 130	30	
1,2,3-Trichloropropane	ND	5.0	107	112	4.6	91	93	2.2	70 - 130	30	
1,2,4-Trichlorobenzene	ND	5.0	105	107	1.9	92	92	0.0	70 - 130	30	
1,2,4-Trimethylbenzene	ND	1.0	107	111	3.7	97	97	0.0	70 - 130	30	
1,2-Dibromo-3-chloropropane	ND	5.0	116	124	6.7	90	94	4.3	70 - 130	30	
1,2-Dibromoethane	ND	5.0	113	114	0.9	94	97	3.1	70 - 130	30	
1,2-Dichlorobenzene	ND	5.0	109	112	2.7	99	100	1.0	70 - 130	30	
1,2-Dichloroethane	ND	5.0	121	124	2.4	105	107	1.9	70 - 130	30	
1,2-Dichloropropane	ND	5.0	112	115	2.6	101	100	1.0	70 - 130	30	
1,3,5-Trimethylbenzene	ND	1.0	107	110	2.8	97	97	0.0	70 - 130	30	
1,3-Dichlorobenzene	ND	5.0	106	110	3.7	96	98	2.1	70 - 130	30	
1,3-Dichloropropane	ND	5.0	109	113	3.6	96	98	2.1	70 - 130	30	
1,4-Dichlorobenzene	ND	5.0	106	108	1.9	95	95	0.0	70 - 130	30	
2,2-Dichloropropane	ND	5.0	114	120	5.1	101	105	3.9	70 - 130	30	
2-Chlorotoluene	ND	5.0	108	108	0.0	97	97	0.0	70 - 130	30	
2-Hexanone	ND	25	93	97	4.2	83	88	5.8	70 - 130	30	
2-Isopropyltoluene	ND	5.0	101	105	3.9	107	108	0.9	70 - 130	30	
4-Chlorotoluene	ND	5.0	103	105	1.9	95	94	1.1	70 - 130	30	
4-Methyl-2-pentanone	ND	25	98	100	2.0	87	90	3.4	70 - 130	30	
Acetone	ND	10	81	84	3.6	75	81	7.7	70 - 130	30	
Acrylonitrile	ND	5.0	100	107	6.8	94	98	4.2	70 - 130	30	
Benzene	ND	1.0	110	115	4.4	100	100	0.0	70 - 130	30	
Bromobenzene	ND	5.0	107	112	4.6	96	98	2.1	70 - 130	30	
Bromochloromethane	ND	5.0	109	115	5.4	95	98	3.1	70 - 130	30	
Bromodichloromethane	ND	5.0	116	120	3.4	102	103	1.0	70 - 130	30	
Bromoform	ND	5.0	108	115	6.3	88	88	0.0	70 - 130	30	
Bromomethane	ND	5.0	95	98	3.1	84	89	5.8	70 - 130	30	
Carbon Disulfide	ND	5.0	104	108	3.8	105	107	1.9	70 - 130	30	
Carbon tetrachloride	ND	5.0	118	126	6.6	97	100	3.0	70 - 130	30	
Chlorobenzene	ND	5.0	106	112	5.5	97	98	1.0	70 - 130	30	
Chloroethane	ND	5.0	95	98	3.1	41	42	2.4	70 - 130	30	m
Chloroform	ND	5.0	105	109	3.7	95	96	1.0	70 - 130	30	
Chloromethane	ND	5.0	92	94	2.2	105	109	3.7	70 - 130	30	
cis-1,2-Dichloroethene	ND	5.0	106	115	8.1	93	101	8.2	70 - 130	30	
cis-1,3-Dichloropropene	ND	5.0	115	119	3.4	100	101	1.0	70 - 130	30	
Dibromochloromethane	ND	3.0	119	123	3.3	100	99	1.0	70 - 130	30	
Dibromomethane	ND	5.0	112	113	0.9	95	98	3.1	70 - 130	30	
Dichlorodifluoromethane	ND	5.0	99	103	4.0	125	131	4.7	70 - 130	30	m
Ethylbenzene	ND	1.0	106	110	3.7	96	98	2.1	70 - 130	30	

Parameter	Blank	Blk RL	LCS %	LCSD %	LCS RPD	MS %	MSD %	MS RPD	% Rec Limits	% RPD Limits	
Hexachlorobutadiene	ND	5.0	111	114	2.7	98	100	2.0	70 - 130	30	
Isopropylbenzene	ND	1.0	106	111	4.6	96	97	1.0	70 - 130	30	
m&p-Xylene	ND	2.0	105	108	2.8	96	96	0.0	70 - 130	30	
Methyl ethyl ketone	ND	5.0	95	96	1.0	87	89	2.3	70 - 130	30	
Methyl t-butyl ether (MTBE)	ND	1.0	97	101	4.0	99	105	5.9	70 - 130	30	
Methylene chloride	ND	5.0	97	102	5.0	85	90	5.7	70 - 130	30	
Naphthalene	ND	5.0	119	123	3.3	100	102	2.0	70 - 130	30	
n-Butylbenzene	ND	1.0	108	111	2.7	99	98	1.0	70 - 130	30	
n-Propylbenzene	ND	1.0	108	111	2.7	99	97	2.0	70 - 130	30	
o-Xylene	ND	2.0	113	115	1.8	100	103	3.0	70 - 130	30	
p-Isopropyltoluene	ND	1.0	109	113	3.6	100	99	1.0	70 - 130	30	
sec-Butylbenzene	ND	1.0	112	117	4.4	102	102	0.0	70 - 130	30	
Styrene	ND	5.0	107	112	4.6	98	98	0.0	70 - 130	30	
tert-Butylbenzene	ND	1.0	110	115	4.4	100	100	0.0	70 - 130	30	
Tetrachloroethene	ND	5.0	113	116	2.6	102	103	1.0	70 - 130	30	
Tetrahydrofuran (THF)	ND	5.0	93	97	4.2	87	91	4.5	70 - 130	30	
Toluene	ND	1.0	112	114	1.8	100	99	1.0	70 - 130	30	
trans-1,2-Dichloroethene	ND	5.0	105	112	6.5	93	97	4.2	70 - 130	30	
trans-1,3-Dichloropropene	ND	5.0	113	116	2.6	97	97	0.0	70 - 130	30	
trans-1,4-dichloro-2-butene	ND	5.0	100	104	3.9	88	90	2.2	70 - 130	30	
Trichloroethene	ND	5.0	112	117	4.4	102	102	0.0	70 - 130	30	
Trichlorofluoromethane	ND	5.0	101	104	2.9	43	33	26.3	70 - 130	30	m
Trichlorotrifluoroethane	ND	5.0	101	102	1.0	98	105	6.9	70 - 130	30	
Vinyl chloride	ND	5.0	93	96	3.2	106	109	2.8	70 - 130	30	
% 1,2-dichlorobenzene-d4	97	%	101	102	1.0	101	100	1.0	70 - 130	30	
% Bromofluorobenzene	98	%	104	106	1.9	105	103	1.9	70 - 130	30	
% Dibromofluoromethane	100	%	95	104	9.0	95	97	2.1	70 - 130	30	
% Toluene-d8	97	%	105	105	0.0	104	103	1.0	70 - 130	30	

QA/QC Batch 393366 (ug/Kg), QC Sample No: BY54998 (BY54991, BY54992, BY54993, BY54994, BY54995, BY54996, BY54997, BY54998)

Semivolatiles - Soil

1,2,4,5-Tetrachlorobenzene	ND	230	67	65	3.0	60	57	5.1	30 - 130	30	
1,2,4-Trichlorobenzene	ND	230	64	64	0.0	58	55	5.3	30 - 130	30	
1,2-Dichlorobenzene	ND	180	56	56	0.0	48	47	2.1	30 - 130	30	
1,2-Diphenylhydrazine	ND	230	64	64	0.0	58	57	1.7	30 - 130	30	
1,3-Dichlorobenzene	ND	230	54	54	0.0	46	45	2.2	30 - 130	30	
1,4-Dichlorobenzene	ND	230	54	56	3.6	47	46	2.2	30 - 130	30	
2,4,5-Trichlorophenol	ND	230	72	71	1.4	64	65	1.6	30 - 130	30	
2,4,6-Trichlorophenol	ND	130	69	67	2.9	62	62	0.0	30 - 130	30	
2,4-Dichlorophenol	ND	130	73	71	2.8	65	63	3.1	30 - 130	30	
2,4-Dimethylphenol	ND	230	70	68	2.9	63	62	1.6	30 - 130	30	
2,4-Dinitrophenol	ND	230	19	16	17.1	51	53	3.8	30 - 130	30	l
2,4-Dinitrotoluene	ND	130	72	69	4.3	59	57	3.4	30 - 130	30	
2,6-Dinitrotoluene	ND	130	68	65	4.5	60	59	1.7	30 - 130	30	
2-Chloronaphthalene	ND	230	65	68	4.5	62	60	3.3	30 - 130	30	
2-Chlorophenol	ND	230	66	63	4.7	54	55	1.8	30 - 130	30	
2-Methylnaphthalene	ND	230	62	62	0.0	56	54	3.6	30 - 130	30	
2-Methylphenol (o-cresol)	ND	230	73	67	8.6	60	60	0.0	30 - 130	30	
2-Nitroaniline	ND	330	67	63	6.2	56	56	0.0	30 - 130	30	
2-Nitrophenol	ND	230	61	59	3.3	51	47	8.2	30 - 130	30	
3&4-Methylphenol (m&p-cresol)	ND	230	70	66	5.9	60	60	0.0	30 - 130	30	
3,3'-Dichlorobenzidine	ND	130	58	57	1.7	59	58	1.7	30 - 130	30	

Parameter	Blank	Blk RL	LCS %	LCSD %	LCS RPD	MS %	MSD %	MS RPD	% Rec Limits	% RPD Limits	
3-Nitroaniline	ND	330	58	58	0.0	52	51	1.9	30 - 130	30	
4,6-Dinitro-2-methylphenol	ND	230	48	42	13.3	64	65	1.6	30 - 130	30	
4-Bromophenyl phenyl ether	ND	230	75	72	4.1	67	65	3.0	30 - 130	30	
4-Chloro-3-methylphenol	ND	230	70	67	4.4	63	63	0.0	30 - 130	30	
4-Chloroaniline	ND	230	57	57	0.0	46	47	2.2	30 - 130	30	
4-Chlorophenyl phenyl ether	ND	230	64	64	0.0	59	57	3.4	30 - 130	30	
4-Nitroaniline	ND	230	69	67	2.9	61	61	0.0	30 - 130	30	
4-Nitrophenol	ND	230	65	61	6.3	66	63	4.7	30 - 130	30	
Acenaphthene	ND	230	71	70	1.4	66	64	3.1	30 - 130	30	
Acenaphthylene	ND	130	68	68	0.0	62	61	1.6	30 - 130	30	
Acetophenone	ND	230	63	61	3.2	52	52	0.0	30 - 130	30	
Aniline	ND	330	52	50	3.9	36	38	5.4	30 - 130	30	
Anthracene	ND	230	73	71	2.8	69	67	2.9	30 - 130	30	
Benz(a)anthracene	ND	230	78	76	2.6	71	70	1.4	30 - 130	30	
Benzidine	ND	330	<10	<10	NC	<10	<10	NC	30 - 130	30	l,m
Benzo(a)pyrene	ND	130	71	69	2.9	65	64	1.6	30 - 130	30	
Benzo(b)fluoranthene	ND	160	73	69	5.6	66	64	3.1	30 - 130	30	
Benzo(ghi)perylene	ND	230	76	73	4.0	70	68	2.9	30 - 130	30	
Benzo(k)fluoranthene	ND	230	70	71	1.4	67	67	0.0	30 - 130	30	
Benzoic Acid	ND	330	<10	<10	NC	<10	<10	NC	30 - 130	30	l,m
Benzyl butyl phthalate	ND	230	77	74	4.0	66	65	1.5	30 - 130	30	
Bis(2-chloroethoxy)methane	ND	230	71	69	2.9	62	60	3.3	30 - 130	30	
Bis(2-chloroethyl)ether	ND	130	56	54	3.6	47	47	0.0	30 - 130	30	
Bis(2-chloroisopropyl)ether	ND	230	53	52	1.9	44	44	0.0	30 - 130	30	
Bis(2-ethylhexyl)phthalate	ND	230	72	70	2.8	65	65	0.0	30 - 130	30	
Carbazole	ND	230	75	72	4.1	64	63	1.6	30 - 130	30	
Chrysene	ND	230	76	73	4.0	70	70	0.0	30 - 130	30	
Dibenz(a,h)anthracene	ND	130	73	72	1.4	68	67	1.5	30 - 130	30	
Dibenzofuran	ND	230	70	69	1.4	61	60	1.7	30 - 130	30	
Diethyl phthalate	ND	230	70	68	2.9	62	57	8.4	30 - 130	30	
Dimethylphthalate	ND	230	71	71	0.0	65	64	1.6	30 - 130	30	
Di-n-butylphthalate	ND	230	76	74	2.7	64	61	4.8	30 - 130	30	
Di-n-octylphthalate	ND	230	76	73	4.0	68	68	0.0	30 - 130	30	
Fluoranthene	ND	230	77	74	4.0	50	48	4.1	30 - 130	30	
Fluorene	ND	230	69	68	1.5	63	61	3.2	30 - 130	30	
Hexachlorobenzene	ND	130	73	73	0.0	67	68	1.5	30 - 130	30	
Hexachlorobutadiene	ND	230	61	62	1.6	53	51	3.8	30 - 130	30	
Hexachlorocyclopentadiene	ND	230	62	61	1.6	22	14	44.4	30 - 130	30	m,r
Hexachloroethane	ND	130	51	52	1.9	42	41	2.4	30 - 130	30	
Indeno(1,2,3-cd)pyrene	ND	230	76	73	4.0	69	68	1.5	30 - 130	30	
Isophorone	ND	130	61	59	3.3	53	52	1.9	30 - 130	30	
Naphthalene	ND	230	64	65	1.6	58	56	3.5	30 - 130	30	
Nitrobenzene	ND	130	61	58	5.0	50	50	0.0	30 - 130	30	
N-Nitrosodimethylamine	ND	230	60	59	1.7	49	49	0.0	30 - 130	30	
N-Nitrosodi-n-propylamine	ND	130	62	60	3.3	53	53	0.0	30 - 130	30	
N-Nitrosodiphenylamine	ND	130	71	70	1.4	65	64	1.6	30 - 130	30	
Pentachloronitrobenzene	ND	230	70	68	2.9	66	62	6.3	30 - 130	30	
Pentachlorophenol	ND	230	97	89	8.6	92	93	1.1	30 - 130	30	
Phenanthrene	ND	130	70	69	1.4	68	67	1.5	30 - 130	30	
Phenol	ND	230	66	63	4.7	53	55	3.7	30 - 130	30	
Pyrene	ND	230	78	76	2.6	68	65	4.5	30 - 130	30	
Pyridine	ND	230	41	44	7.1	37	34	8.5	30 - 130	30	
% 2,4,6-Tribromophenol	65	%	70	67	4.4	65	62	4.7	30 - 130	30	

QA/QC Data

SDG I.D.: GBY54991

Parameter	Blank	Blk RL		LCS %	LCSD %	LCS RPD	MS %	MSD %	MS RPD	% Rec Limits	% RPD Limits
% 2-Fluorobiphenyl	67	%		64	64	0.0	59	57	3.4	30 - 130	30
% 2-Fluorophenol	52	%		64	60	6.5	49	50	2.0	30 - 130	30
% Nitrobenzene-d5	59	%		61	58	5.0	50	48	4.1	30 - 130	30
% Phenol-d5	61	%		71	66	7.3	56	57	1.8	30 - 130	30
% Terphenyl-d14	69	%		75	72	4.1	66	63	4.7	30 - 130	30

Comment:

Additional 8270 criteria: Four of the compounds can be outside of acceptance criteria as long as recovery is at least 10%. (Acid surrogates acceptance range for aqueous samples: 10-110%, for soils 30-130%)

l = This parameter is outside laboratory LCS/LCSD specified recovery limits.
m = This parameter is outside laboratory MS/MSD specified recovery limits.
r = This parameter is outside laboratory RPD specified recovery limits.

If there are any questions regarding this data, please call Phoenix Client Services at extension 200.

RPD - Relative Percent Difference
LCS - Laboratory Control Sample
LCSD - Laboratory Control Sample Duplicate
MS - Matrix Spike
MS Dup - Matrix Spike Duplicate
NC - No Criteria
Intf - Interference

Phyllis Shiller, Laboratory Director
July 31, 2017

Sample Criteria Exceedances Report

GBY54991 - NETC

Criteria: NY: 375, 375NR

State: NY

SampNo	Acode	Phoenix Analyte	Criteria	Result	RL	Criteria	RL Criteria	Analysis Units
BY54992	$PCB_SMRDP	PCB-1254	NY / 375-6.8 PCBs/Pesticides / Unrestricted Use Soil	180	77	100	100	ug/Kg
BY54993	$PESTSMDPR	4,4' -DDT	NY / 375-6.8 PCBs/Pesticides / Unrestricted Use Soil	9.2	2.2	3.3	3.3	ug/Kg
BY54994	$8260MADPR	Acetone	NY / 375-6.8 Volatiles / Unrestricted Use Soil	110	39	50	50	ug/Kg
BY54995	CR-SM	Chromium	NY / 375-6.8 Metals / Unrestricted Use Soil	181	3.8	30		mg/Kg
BY54997	CR-SM	Chromium	NY / 375-6.8 Metals / Unrestricted Use Soil	92.0	0.39	30		mg/Kg

Phoenix Laboratories does not assume responsibility for the data contained in this report. It is provided as an additional tool to identify requested criteria exceedences. All efforts are made to ensure the accuracy of the data (obtained from appropriate agencies). A lack of exceedence information does not necessarily suggest conformance to the criteria. It is ultimately the site professional's responsibility to determine appropriate compliance.

Environmental Laboratories, Inc.
587 East Middle Turnpike, P.O.Box 370, Manchester, CT 06045
Tel. (860) 645-1102 Fax (860) 645-0823

NY # 11301

Certification Report

July 31, 2017

SDG I.D.: GBY54991

Mercury Narration

Were all QA/QC performance criteria specified in the analytical method achieved? Yes.

Instrument:

MERLIN 07/12/17 08:53 Rick Schweitzer, Chemist 07/12/17

BY54991, BY54992, BY54993, BY54994, BY54995, BY54996, BY54997, BY54998

The method preparation blank contains all of the acids and reagents as the samples; the instrument blanks do not.
The initial calibration met all criteria including a standard run at or below the reporting level.
All calibration verification standards (ICV, CCV) met criteria.
All calibration blank verification standards (ICB, CCB) met criteria.
The matrix spike sample is used to identify spectral interference for each batch of samples, if within 85-115%, no interference is observed and no further action is taken.
The following Initial Calibration Verification (ICV) compounds did not meet criteria: None.
The following Continuing Calibration Verification (CCV) compounds did not meet criteria: None.

QC (Batch Specific):

Batch 393328 (BY56554)

BY54994, BY54995, BY54996, BY54997

All LCS recoveries were within 75 - 125 with the following exceptions: None.
All LCSD recoveries were within 75 - 125 with the following exceptions: None.
All LCS/LCSD RPDs were less than 30% with the following exceptions: None.

QC (Site Specific):

Batch 393327 (BY54998)

BY54991, BY54992, BY54993, BY54998

All LCS recoveries were within 75 - 125 with the following exceptions: None.
All LCSD recoveries were within 75 - 125 with the following exceptions: None.
All LCS/LCSD RPDs were less than 30% with the following exceptions: None.
All MS recoveries were within 75 - 125 with the following exceptions: None.

ICP Metals Narration

Were all QA/QC performance criteria specified in the analytical method achieved? Yes.

Instrument:

ARCOS 07/13/17 06:41 Laura Kinnin, Chemist 07/13/17

BY54991, BY54992, BY54993, BY54994, BY54995, BY54996, BY54997, BY54998

Additional criteria for CCV and ICSAB:
Sodium and Potassium are poor performing elements, the laboratory's in-house limits are 85-115% (CCV) and 70-130% (ICSAB).The linear range is defined daily by the calibration range.
The following Initial Calibration Verification (ICV) compounds did not meet criteria: None.
The following Continuing Calibration Verification (CCV) compounds did not meet criteria: None.
The following ICP Interference Check (ICSAB) compounds did not meet criteria: None.

ARCOS 07/14/17 07:33 Laura Kinnin, Chemist 07/14/17

BY54991, BY54992, BY54993, BY54994, BY54995, BY54996, BY54997, BY54998

Additional criteria for CCV and ICSAB:

Environmental Laboratories, Inc.
587 East Middle Turnpike, P.O.Box 370, Manchester, CT 06045
Tel. (860) 645-1102 Fax (860) 645-0823

NY # 11301

Certification Report

July 31, 2017

SDG I.D.: GBY54991

ICP Metals Narration

Sodium and Potassium are poor performing elements, the laboratory's in-house limits are 85-115% (CCV) and 70-130% (ICSAB).The linear range is defined daily by the calibration range.
The following Initial Calibration Verification (ICV) compounds did not meet criteria: None.
The following Continuing Calibration Verification (CCV) compounds did not meet criteria: None.
The following ICP Interference Check (ICSAB) compounds did not meet criteria: None.

QC (Site Specific):

Batch 393271 (BY54998)

BY54991, BY54992, BY54993, BY54994, BY54995, BY54996, BY54997, BY54998

All LCS recoveries were within 80 - 120 with the following exceptions: None.
All MS recoveries were within 75 - 125 with the following exceptions: Potassium(>130%), Sodium(>130%)
A matrix effect is suspected when a MS/MSD recovery is outside of criteria. No further action is required if LCS/LCSD compounds are within criteria.

PCB Narration

Were all QA/QC performance criteria specified in the Reasonable Confidence Protocol documents achieved? Yes.

Instrument:

AU-ECD24 07/14/17-1 Adam Werner, Chemist 07/14/17

BY54995, BY54998

The initial calibration (PC616AI) RSD for the compound list was less than 20% except for the following compounds: None.
The initial calibration (PC616BI) RSD for the compound list was less than 20% except for the following compounds: None.
The continuing calibration %D for the compound list was less than 15% except for the following compounds:None.

AU-ECD29 07/13/17-1 Adam Werner, Chemist 07/13/17

BY54991, BY54992, BY54993, BY54994, BY54996, BY54997

The initial calibration (PC606AI) RSD for the compound list was less than 20% except for the following compounds: None.
The initial calibration (PC606BI) RSD for the compound list was less than 20% except for the following compounds: None.
The continuing calibration %D for the compound list was less than 15% except for the following compounds:None.

QC (Site Specific):

Batch 393354 (BY54998)

BY54991, BY54992, BY54993, BY54994, BY54995, BY54996, BY54997, BY54998

All LCS recoveries were within 40 - 140 with the following exceptions: None.
All LCSD recoveries were within 40 - 140 with the following exceptions: None.
All LCS/LCSD RPDs were less than 30% with the following exceptions: None.
All MS recoveries were within 40 - 140 with the following exceptions: None.
All MSD recoveries were within 40 - 140 with the following exceptions: None.
All MS/MSD RPDs were less than 30% with the following exceptions: % DCBP (Surrogate Rec)(67.6%), PCB-1016(53.9%), PCB-1260(57.9%)
Several of the RPDs are above the criteria. Both of the recoveries are within the acceptable range. No significant bias is suspected.

PEST Narration

Environmental Laboratories, Inc.
587 East Middle Turnpike, P.O.Box 370, Manchester, CT 06045
Tel. (860) 645-1102 Fax (860) 645-0823

NY # 11301

RCP Certification Report

July 31, 2017

SDG I.D.: GBY54991

PEST Narration

Were all QA/QC performance criteria specified in the Reasonable Confidence Protocol documents achieved? Yes.

Instrument:

AU-ECD7 07/13/17-1 Carol Wohlmuth, Chemist 07/13/17

BY54991, BY54992, BY54993, BY54994, BY54995, BY54996, BY54997

The initial calibration (PS711AI) RSD for the compound list was less than 20% except for the following compounds: None.
The initial calibration (PS711BI) RSD for the compound list was less than 20% except for the following compounds: None.
The Endrin and DDT breakdown does not exceed 15% except for the following compounds:None.
The Endrin and DDT breakdown does not exceed the maximum of 20% except for the following compounds:None.
The continuing calibration %D for the compound list was less than 20% except for the following compounds:None.

AU-ECD7 07/14/17-1 Carol Wohlmuth, Chemist 07/14/17

BY54998

The initial calibration (PS711AI) RSD for the compound list was less than 20% except for the following compounds: None.
The initial calibration (PS711BI) RSD for the compound list was less than 20% except for the following compounds: None.
The Endrin and DDT breakdown does not exceed 15% except for the following compounds:None.
The Endrin and DDT breakdown does not exceed the maximum of 20% except for the following compounds:None.
The continuing calibration %D for the compound list was less than 20% except for the following compounds:None.

QC (Site Specific):

Batch 393357 (BY54998)

BY54991, BY54992, BY54993, BY54994, BY54995, BY54996, BY54997, BY54998

All LCS recoveries were within 40 - 140 with the following exceptions: None.
All LCSD recoveries were within 40 - 140 with the following exceptions: None.
All LCS/LCSD RPDs were less than 30% with the following exceptions: % DCBP(42.5%), % TCMX(44.1%), 4,4' -DDD(48.8%), 4,4' -DDE(46.9%), 4,4' -DDT(46.6%), a-BHC(54.8%), a-Chlordane(45.7%), Aldrin(50.4%), b-BHC(45.9%), Chlordane(46.9%), d-BHC(52.1%), Dieldrin(47.2%), Endosulfan I(49.6%), Endosulfan II(51.2%), Endosulfan sulfate(48.3%), Endrin(47.6%), Endrin aldehyde(40.7%), Endrin ketone(46.7%), g-BHC(52.6%), g-Chlordane(46.9%), Heptachlor(49.2%), Heptachlor epoxide(47.6%), Methoxychlor(47.1%)
All MS recoveries were within 30 - 150 with the following exceptions: None.
All MSD recoveries were within 30 - 150 with the following exceptions: None.
All MS/MSD RPDs were less than 30% with the following exceptions: % DCBP(35.1%), % TCMX(31.9%), 4,4' -DDD(40.7%), 4,4' -DDE(41.4%), 4,4' -DDT(40.0%), a-BHC(45.9%), a-Chlordane(40.0%), Aldrin(43.0%), b-BHC(41.4%), Chlordane(42.9%), d-BHC(43.1%), Dieldrin(43.5%), Endosulfan I(43.5%), Endosulfan II(38.6%), Endosulfan sulfate(39.2%), Endrin(42.7%), Endrin aldehyde(34.7%), Endrin ketone(36.2%), g-BHC(43.5%), g-Chlordane(42.9%), Heptachlor(40.8%), Heptachlor epoxide(41.4%), Methoxychlor(40.0%)
Gamma chlordane recovery is reported as chlordane in the LCS, LCSD, MS and MSD. Several of the RPDs are above the criteria. Both of the recoveries are within the acceptable range. No significant bias is suspected.

SVOA Narration

Were all QA/QC performance criteria specified in the Reasonable Confidence Protocol documents achieved? Yes.

Instrument:

CHEM25 07/12/17-2 Keith Aloisa, Chemist 07/12/17

BY54991, BY54992, BY54993, BY54994, BY54995, BY54996, BY54997, BY54998

Initial Calibration Verification (CHEM25/SV_0630):

Environmental Laboratories, Inc.
587 East Middle Turnpike, P.O.Box 370, Manchester, CT 06045
Tel. (860) 645-1102 Fax (860) 645-0823

NY # 11301

RCP Certification Report

July 31, 2017

SDG I.D.: GBY54991

SVOA Narration

97% of target compounds met criteria.
The following compounds had %RSDs >20%: 2,4-Dinitrophenol 21% (20%), Benzidine 22% (20%)
The following compounds did not meet recommended response factors: 2-Nitrophenol 0.048 (0.1), Hexachlorobenzene 0.074 (0.1)
The following compounds did not meet a minimum response factors: None.

Continuing Calibration Verification (CHEM25/0712_09-SV_0630):
Internal standard areas were within 50 to 200% of the initial calibration with the following exceptions: None.
99% of target compounds met criteria.
The following compounds did not meet % deviation criteria: Pentachlorophenol 34%H (30%)
The following compounds did not meet maximum % deviations: None.
The following compounds did not meet recommended response factors: 2-Nitrophenol 0.043 (0.1), Hexachlorobenzene 0.070 (0.1)
The following compounds did not meet minimum response factors: None.

QC (Site Specific):

Batch 393366 (BY54998)

BY54991, BY54992, BY54993, BY54994, BY54995, BY54996, BY54997, BY54998

All LCS recoveries were within 30 - 130 with the following exceptions: 2,4-Dinitrophenol(19%), Benzidine(<10%), Benzoic Acid(<10%)
All LCSD recoveries were within 30 - 130 with the following exceptions: 2,4-Dinitrophenol(16%), Benzidine(<10%), Benzoic Acid(<10%)
All LCS/LCSD RPDs were less than 30% with the following exceptions: None.
All MS recoveries were within 30 - 130 with the following exceptions: Benzidine(<10%), Benzoic Acid(<10%), Hexachlorocyclopentadiene(22%)
All MSD recoveries were within 30 - 130 with the following exceptions: Benzidine(<10%), Benzoic Acid(<10%), Hexachlorocyclopentadiene(14%)
All MS/MSD RPDs were less than 30% with the following exceptions: Hexachlorocyclopentadiene(44.4%)
A matrix effect is suspected when a MS/MSD recovery is outside of criteria. No further action is required if LCS/LCSD compounds are within criteria.
Additional 8270 criteria: Four of the compounds can be outside of acceptance criteria as long as recovery is at least 10%. (Acid surrogates acceptance range for aqueous samples: 10-110%, for soils 30-130%)

VOA Narration

Were all QA/QC performance criteria specified in the Reasonable Confidence Protocol documents achieved? Yes.

Instrument:

CHEM14 07/11/17-2 Jane Li, Chemist 07/11/17

BY54991, BY54992, BY54993, BY54994, BY54995, BY54996, BY54997, BY54998

Initial Calibration Verification (CHEM14/VT-0710):
100% of target compounds met criteria.
The following compounds had %RSDs >20%: None.
The following compounds did not meet recommended response factors: None.
The following compounds did not meet a minimum response factors: None.

Continuing Calibration Verification (CHEM14/0711_31-VT-0710):
Internal standard areas were within 50 to 200% of the initial calibration with the following exceptions: None.

Environmental Laboratories, Inc.
587 East Middle Turnpike, P.O.Box 370, Manchester, CT 06045
Tel. (860) 645-1102 Fax (860) 645-0823

NY # 11301

RCP Certification Report

July 31, 2017

SDG I.D.: GBY54991

VOA Narration

100% of target compounds met criteria.
The following compounds did not meet % deviation criteria: None.
The following compounds did not meet maximum % deviations: None.
The following compounds did not meet recommended response factors: None.
The following compounds did not meet minimum response factors: None.

QC (Site Specific):

Batch 393430 (BY54998)

BY54991, BY54992, BY54993, BY54994, BY54995, BY54996, BY54997, BY54998

All LCS recoveries were within 70 - 130 with the following exceptions: None.
All LCSD recoveries were within 70 - 130 with the following exceptions: None.
All LCS/LCSD RPDs were less than 30% with the following exceptions: None.
All MS recoveries were within 70 - 130 with the following exceptions: Chloroethane(41%), Trichlorofluoromethane(43%)
All MSD recoveries were within 70 - 130 with the following exceptions: Chloroethane(42%), Dichlorodifluoromethane(131%), Trichlorofluoromethane(33%)
All MS/MSD RPDs were less than 30% with the following exceptions: None.
A matrix effect is suspected when a MS/MSD recovery is outside of criteria. No further action is required if LCS/LCSD compounds are within criteria.

Temperature Narration

The samples in this delivery group were received at 1.8°C.
(Note acceptance criteria is above freezing up to 6°C)

Environmental Laboratories, Inc.
587 East Middle Turnpike, P.O.Box 370, Manchester, CT 06045
Tel. (860) 645-1102 Fax (860) 645-0823

NY # 11301

NY Temperature Narration

July 31, 2017

SDG I.D.: GBY54991

The samples in this delivery group were received at 1.8°C.
(Note acceptance criteria is above freezing up to 6°C)

Cooler: Yes [X] No [ ]
Coolant: IPK [X] ICE [ ] No [ ]
Temp 1.8 C Pg 1 of 2

PHOENIX
Environmental Laboratories, Inc.

NY/NJ CHAIN OF CUSTODY RECORD

587 East Middle Turnpike, P.O. Box 370, Manchester, CT 06040
Email: info@phoenixlabs.com Fax (860) 645-0823
Client Services (860) 645-8726

Contact Options:
[ ] Fax: 518-884-9710
[ ] Phone: 518-884-8545
[■] Email: robnetc@nycap.rr.com

Customer: NETC
Address: PO Box 2167
Ballston Spa, NY 12020

Project: 125 Bath Street
Report to: Rob Gray
Invoice to: NETC

Project P.O: 15.0918304

This section MUST be completed with Bottle Quantities.

Sampler's Signature: [signature] Date: 7/7/17

Client Sample - Information - Identification

Analysis Request

Matrix Code:
DW=Drinking Water **GW**=Ground Water **SW**=Surface Water **WW**=Waste Water
RW=Raw Water **SE**=Sediment **SL**=Sludge **S**=Soil **SD**=Solid **W**=Wipe
OIL=Oil **B**=Bulk **L**=Liquid

PHOENIX USE ONLY SAMPLE #	Customer Sample Identification	Sample Matrix	Date Sampled	Time Sampled	EPA 8260	EPA 8270 BNA	PCBs 8082	Pest. 8081	TAL Metals	Soil VOA Vials [X] methanol [X] HO	GL Soil container (8.0) oz	GL Soil container (4.0) oz	40 ml VOA Vial [ ] As is [ ] HCl	GL Amber 1000ml [ ] As is [ ] H2SO4	PL As is [ ] 250ml [ ] 500ml [ ] 1000ml	PL H2SO4 [ ] 250ml [ ] 500ml	PL HNO3 250ml	PL NaOH 250ml	Bacteria Bottle	
54991	BB-2 / S-1	S	7/5/2017	12:00	X	X	X	X	X											
54992	BB-3 / S-1	S	7/5/2017	14:00	X	X	X	X	X											
54993	DB-1 / S-1	S	7/6/2017	8:40	X	X	X	X	X											
54994	DB-1 / S-2	S	7/6/2017	8:45	X	X	X	X	X											
54995	USB-1 / S-1	S	7/6/2017	10:00	X	X	X	X	X											
54996	USB-1 / S-3	S	7/6/2017	10:15	X	X	X	X	X											
54997	USB-2 / S-2	S	7/6/2017	11:15	X	X	X	X	X											
54998	USB-2 / S-3A	S	7/6/2017	11:35	X	X	X	X	X											

Soil VOA Vials [X] methanol [X] HO	GL Soil container (8.0) oz	GL Soil container (4.0) oz	40 ml VOA Vial [ ] As is [ ] HCl	GL Amber 1000ml [ ] As is [ ] H2SO4	PL As is [ ] 250ml [ ] 500ml [ ] 1000ml	PL H2SO4 [ ] 250ml [ ] 500ml	PL HNO3 250ml	PL NaOH 250ml	Bacteria Bottle	
3	1									
3	1									
3	1									
3	1									
3		2								
3		2								
3		2								
6	1	2								Run MS & MSD on this sample

Relinquished by:	Accepted by:	Date:	Time:
[signature]		7/7/17	1100
	[signature]	7/7/17	3pm
[signature]	[signature]	7/7/17	1710

Comments, Special Requirements or Regulations:

Please Hold All Samples

Turnaround:
[ ] 1 Day*
[ ] 2 Days*
[ ] 3 Days*
[■] 5 Days
[ ] 10 Days
[ ] Other
* SURCHARGE APPLIES

NJ
[ ] Res. Criteria
[ ] Non-Res. Criteria
[ ] Impact to GW Soil Cleanup Criteria
[ ] GW Criteria

NY
[ ] NY 375 GWP
[■] NY375 Unrestricted Use Soil
[ ] NY375 Residential Soil
[ ] Restricted/Residential
[■] Commercial
[ ] Industrial

Data Format
[ ] Phoenix Std Report
[■] Excel
[■] PDF
[ ] GIS/Key
[ ] EQuIS
[ ] NJ Hazsite EDD
[ ] NY EZ EDD (ASP)
[ ] Other _____

Data Package
[ ] NJ Reduced Deliv. *
[■] NY Enhanced (ASP B) *
[ ] Other

State where samples were collected: NY

PHOENIX
Environmental Laboratories, Inc.

587 East Middle Turnpike, P.O. Box 370, Manchester, CT 06040
Telephone: 860.645.1102 • Fax: 860.645.0823

NY ANALYTICAL SERVICES PROTOCOL
DATA PACKAGE

Client: NETC

125 BATH ST

Laboratory Project: GBY54991

Semi-Volatiles (Soil)
Ver 1

Organic Data Flags

LOD(MDL): Limit of Detection or Method Detection Limit
The minimum reportable concentration that can be measured with confidence.

PQL(RL): Practical Quantitation Level or Reporting Level
This value is at or above the MDL and is supported by the lowest calibration standard.

· Q Qualifiers:

U - The compound was analyzed for but not detected at or above the MDL. The number immediately preceding the “U” represents the PQL reporting level corrected for percent solids, weight and/or volume calculations, and dilution factors.

J - Indicates an estimated value, may indicate one of the following, depending on the situation:
a) The reported value is estimated and below the MDL
b) Used when estimating a concentration for TIC where a 1:1 response is assumed or when the result indicates the presence of a compound that meets the indentification criteria, but the results is less than the quantitation limit, but greater than zero.
c) QC associated with this analyte is within warning limits.

X - The concentration is not reported. This quantitation file was not evaluated for this compound at this dilution; a volatile purging or related issue may be the cause.

L - Biased Low

N - The concentration is based on the response of the nearest internal. This flag is used on the TIC form for all compounds identified.

S - This compound is a solvent that is used in the laboratory. Laboratory contamination is suspected if concentration is less than five times the reporting level.

B - This compound was also present in the method blank

D - The reported concentration is the result of a diluted analysis.

E - The reported value is estimated because the concentration exceeded the calibration range.

A - Indicates that the tentatively identified compound is a suspected aldol condensation product. Aldol condensation products are produced during the extraction process.

Q - For TICS, this compound was quantitated using a calibration curve. This compound is part of the instrument method, but not part of the client target list.

P- Percent difference is greater than 25% between the two GC columns and the lower result is reported.

PHOENIX
Environmental Laboratories, Inc.
587 East Middle Turnpike, P.O.Box 370, Manchester, CT 06040
Tel. (860) 645-1102 Fax (860) 645-0823

ACCREDITED IN ACCORDANCE WITH nelac NY # 11301

SDG: GBY54991

Semi-Volatile Soil Conformance / Non-Conformance Summary

Project ID / Client ID: 125 BATH ST, NETC

The samples were analyzed for a semivolatile list of compounds by GC/MS full scan analysis.

Form 1 (Analysis):

No observations noted.

Form 2 (Surrogates):

All surrogates met criteria with the following exceptions: None.

Form 3 (Laboratory Control/Matrix Spike):

Sample: BY54998 LCS
All LCS recoveries met criteria with the following exceptions: Benzoic Acid 0%, 2,4-Dinitrophenol 19%, Benzidine 6%
All LCSD recoveries met criteria with the following exceptions: Benzoic Acid 0%, 2,4-Dinitrophenol 16%, Benzidine 9%
All LCS/LCSD RPDs met criteria with the following exceptions: Benzidine 35.3%

Sample: BY54998 MS
All MS recoveries met criteria with the following exceptions: Benzoic Acid 2%, Hexachlorocyclopentadiene 22%, Benzidine 4%
All MSD recoveries met criteria with the following exceptions: Benzoic Acid 3%, Hexachlorocyclopentadiene 14%, Benzidine 3%
All MS/MSD RPDs met criteria with the following exceptions: Hexachlorocyclopentadiene 44.4%

Form 4 (Method Blank):

File: CHEM25 0712_10.D
All compounds were non-detect with the following exceptions: None.

Form 5 (Tune):

File: CHEM25 0630_01.D
All Tune criteria was met with the following exceptions: None.

File: CHEM25 0712_08.D
All Tune criteria was met with the following exceptions: None.

Form 6 (Initial Calibration):

Calibration: CHEM25 06/30/17 - 06/30/17
99% of method compounds met criteria.
The following compounds did not meet % deviation criteria: None.
The following compounds did not meet maximum % deviations: None.
The following compounds did not meet recommended response factors: 2-Nitrophenol 0.048 (0.1) , Hexachlorobenzene 0.074 (0.1)
The following compounds did not meet minimum response factors: None.

Form 7 (Continuing Calibration):

File: CHEM25 0712_09.D (Opening)
99% of method compounds met criteria.
Internal standard areas were within 50%-200% of the initial calibration with the following exceptions: None.
The following compounds did not meet % deviation criteria: Pentachlorophenol -33.6% (20) , 3,3'-dichlorobenzidine 20.4% (20)
The following compounds did not meet maximum % deviations: None.

PHOENIX
Environmental Laboratories, Inc.
587 East Middle Turnpike, P.O.Box 370, Manchester, CT 06040
Tel. (860) 645-1102 Fax (860) 645-0823

ACCREDITED IN ACCORDANCE WITH nelac NY # 11301

SDG: GBY54991

Semi-Volatile Soil Conformance / Non-Conformance Summary

Project ID / Client ID: 125 BATH ST, NETC

The following compounds did not meet recommended response factors: 2-Nitrophenol 0.043 (0.1) , Hexachlorobenzene 0.070 (0.1)
The following compounds did not meet minimum response factors: None.

File: CHEM25 0712_29.D (Closing)
The following compounds did not meet maximum % deviations: None.
The following compounds did not meet minimum response factors: None.

Form 8 (Internal Standard and Retention Time):

File: CHEM25 - 0630_02A.D
All samples met internal standard area and retention time critieria with the following exceptions: None.

File: CHEM25 - 0712_09.D
All samples met internal standard area and retention time critieria with the following exceptions: None.

Observations:
The client requested the 8270 compound list for this delivery group.

Lauren Muirhead 07/20/17

Lauren Muirhead
Project Manager

2C
Soil SEMIVOLATILE SURROGATE RECOVERY

Lab Name: Phoenix Environmental Labs Client: NETC

Lab Code: Phoenix Case No.: SDG No.: GBY54991

QC Batch Id: 393366 QC Sample Id: BY54998

	CLIENT ID	LAB ID	S1 2FP #	S2 PHL #	S3 NBZ #	S4 FBP #	S5 TBP #	S6 TPH #	TOT OUT
01	BY54998 BLANK	BY54998 BLANK	52	61	59	67	65	69	0
02	BY54998 LCS	BY54998 LCS	64	71	61	64	70	75	0
03	BY54998 LCSD	BY54998 LCSD	60	66	58	64	67	72	0
04	USB-2/S-3A MS	BY54998 MS	50	57	50	59	65	66	0
05	USB-2/S-3A MSD	BY54998 MSD	50	57	48	57	62	63	0
06	USB-2/S-3A	BY54998	30	35	35	43	43	39	0
07	BB-2/S-1	BY54991	47	55	55	62	57	63	0
08	BB-3/S-1	BY54992	52	59	59	69	65	68	0
09	DB-2/S-1	BY54993	52	63	60	68	68	66	0
10	DB-1/S-2	BY54994	45	53	45	59	60	65	0
11	USB-1/S-1	BY54995	51	63	65	66	63	65	0
12	USB-1/S-3	BY54996	50	60	57	63	62	58	0
13	USB-2/S-2	BY54997	49	57	56	61	63	60	0
14									
15									
16									
17									
18									
19									
20									
21									
22									
23									
24									
25									
26									
27									
28									
29									
30									

	QC LIMITS
S1 (2FP) = % 2-Fluorophenol	30 - 130
S2 (PHL) = % Phenol-d5	30 - 130
S3 (NBZ) = % Nitrobenzene-d5	30 - 130
S4 (FBP) = % 2-Fluorobiphenyl	30 - 130
S5 (TBP) = % 2,4,6-Tribromophenol	30 - 130
S6 (TPH) = % Terphenyl-d14	30 - 130

Column to be used to flag recovery values
* Values outside of contract required QC limits
D Surrogate diluted out

FORM II SV

3D

SOIL SEMIVOLATILE LCS SPIKE / LCS SPIKE DUPLICATE RECOVERY

Lab Name: Phoenix Environmental Labs Client: NETC

Lab Code: Phoenix Case No: SAS No: SDG No GBY54991

LCS Spike - Client Id: BY54998 LCS Level:(low/med)

COMPOUND	SPIKE ADDED (ug/Kg)	SAMPLE CONCENTRATION (ug/Kg)	LCS CONCENTRATION (ug/Kg)	LCS % REC #	QC. LIMITS REC.	
N-Nitrosodimethylamine	3333	0.0	1999	60	30	130
Pyridine	3333	0.0	1360	41	30	130
Phenol	3333	0.0	2205	66	30	130
Bis(2-chloroethyl)ether	3333	0.0	1858	56	30	130
Aniline	3333	0.0	1742	52	30	130
2-Chlorophenol	3333	0.0	2186	66	30	130
1,3-Dichlorobenzene	3333	0.0	1813	54	30	130
1,4-Dichlorobenzene	3333	0.0	1809	54	30	130
1,2-Dichlorobenzene	3333	0.0	1882	56	30	130
2-Methylphenol (o-cresol)	3333	0.0	2420	73	30	130
Bis(2-chloroisopropyl)ether	3333	0.0	1755	53	30	130
N-Nitrosodi-n-propylamine	3333	0.0	2071	62	30	130
3&4-Methylphenol (m&p-cresol)	3333	0.0	2340	70	30	130
Acetophenone	3333	0.0	2095	63	30	130
Hexachloroethane	3333	0.0	1700	51	30	130
Nitrobenzene	3333	0.0	2024	61	30	130
Isophorone	3333	0.0	2034	61	30	130
2-Nitrophenol	3333	0.0	2017	61	30	130
2,4-Dimethylphenol	3333	0.0	2326	70	30	130

COMPOUND	SPIKE ADDED (ug/Kg)	LCSD CONCENTRATION (ug/Kg)	LCSD % REC #	% RPD #	QC LIMITS RPD	QC LIMITS REC.	
N-Nitrosodimethylamine	3333	1954	59	1.7	30	30	130
Pyridine	3333	1465	44	7.1	30	30	130
Phenol	3333	2107	63	4.7	30	30	130
Bis(2-chloroethyl)ether	3333	1808	54	3.6	30	30	130
Aniline	3333	1654	50	3.9	30	30	130
2-Chlorophenol	3333	2105	63	4.7	30	30	130
1,3-Dichlorobenzene	3333	1815	54	0.0	30	30	130
1,4-Dichlorobenzene	3333	1851	56	3.6	30	30	130
1,2-Dichlorobenzene	3333	1865	56	0.0	30	30	130
2-Methylphenol (o-cresol)	3333	2232	67	8.6	30	30	130
Bis(2-chloroisopropyl)ether	3333	1734	52	1.9	30	30	130
N-Nitrosodi-n-propylamine	3333	1988	60	3.3	30	30	130
3&4-Methylphenol (m&p-cresol)	3333	2217	67	4.4	30	30	130
Acetophenone	3333	2038	61	3.2	30	30	130
Hexachloroethane	3333	1735	52	1.9	30	30	130
Nitrobenzene	3333	1926	58	5.0	30	30	130
Isophorone	3333	1973	59	3.3	30	30	130
2-Nitrophenol	3333	1959	59	3.3	30	30	130
2,4-Dimethylphenol	3333	2252	68	2.9	30	30	130

FORM III SV

3D

SOIL SEMIVOLATILE LCS SPIKE / LCS SPIKE DUPLICATE RECOVERY

Lab Name: Phoenix Environmental Labs Client: NETC

Lab Code: Phoenix Case No: SAS No: SDG No GBY54991

LCS Spike - Client Id: BY54998 LCS Level:(low/med)

COMPOUND	SPIKE ADDED (ug/Kg)	SAMPLE CONCENTRATION (ug/Kg)	LCS CONCENTRATION (ug/Kg)	LCS % REC #	QC. LIMITS REC.	
Bis(2-chloroethoxy)methane	3333	0.0	2353	71	30	130
Benzoic Acid	3333	0.0	0	0 *	30	130
2,4-Dichlorophenol	3333	0.0	2434	73	30	130
1,2,4-Trichlorobenzene	3333	0.0	2132	64	30	130
Naphthalene	3333	0.0	2117	64	30	130
4-Chloroaniline	3333	0.0	1890	57	30	130
Hexachlorobutadiene	3333	0.0	2048	61	30	130
4-Chloro-3-methylphenol	3333	0.0	2349	70	30	130
2-Methylnaphthalene	3333	0.0	2062	62	30	130
Hexachlorocyclopentadiene	3333	0.0	2083	62	30	130
1,2,4,5-Tetrachlorobenzene	3333	0.0	2225	67	30	130
2,4,6-Trichlorophenol	3333	0.0	2302	69	30	130
2,4,5-Trichlorophenol	3333	0.0	2392	72	30	130
2-Chloronaphthalene	3333	0.0	2179	65	30	130
4-Nitroaniline	3333	0.0	2297	69	30	130
Dimethylphthalate	3333	0.0	2373	71	30	130
2,6-Dinitrotoluene	3333	0.0	2255	68	30	130
Acenaphthylene	3333	0.0	2264	68	30	130
3-Nitroaniline	3333	0.0	1931	58	30	130

COMPOUND	SPIKE ADDED (ug/Kg)	LCSD CONCENTRATION (ug/Kg)	LCSD % REC #	% RPD #	QC LIMITS RPD	QC LIMITS REC.	
Bis(2-chloroethoxy)methane	3333	2315	69	2.9	30	30	130
Benzoic Acid	3333	0	0 *		30	30	130
2,4-Dichlorophenol	3333	2374	71	2.8	30	30	130
1,2,4-Trichlorobenzene	3333	2138	64	0.0	30	30	130
Naphthalene	3333	2166	65	1.6	30	30	130
4-Chloroaniline	3333	1887	57	0.0	30	30	130
Hexachlorobutadiene	3333	2054	62	1.6	30	30	130
4-Chloro-3-methylphenol	3333	2249	67	4.4	30	30	130
2-Methylnaphthalene	3333	2052	62	0.0	30	30	130
Hexachlorocyclopentadiene	3333	2040	61	1.6	30	30	130
1,2,4,5-Tetrachlorobenzene	3333	2176	65	3.0	30	30	130
2,4,6-Trichlorophenol	3333	2220	67	2.9	30	30	130
2,4,5-Trichlorophenol	3333	2358	71	1.4	30	30	130
2-Chloronaphthalene	3333	2255	68	4.5	30	30	130
4-Nitroaniline	3333	2240	67	2.9	30	30	130
Dimethylphthalate	3333	2351	71	0.0	30	30	130
2,6-Dinitrotoluene	3333	2165	65	4.5	30	30	130
Acenaphthylene	3333	2269	68	0.0	30	30	130
3-Nitroaniline	3333	1919	58	0.0	30	30	130

FORM III SV

3D

SOIL SEMIVOLATILE LCS SPIKE / LCS SPIKE DUPLICATE RECOVERY

Lab Name: Phoenix Environmental Labs Client: NETC

Lab Code: Phoenix Case No: SAS No: SDG No GBY54991

LCS Spike - Client Id: BY54998 LCS Level:(low/med)

COMPOUND	SPIKE ADDED (ug/Kg)	SAMPLE CONCENTRATION (ug/Kg)	LCS CONCENTRATION (ug/Kg)	LCS % REC #	QC. LIMITS REC.	
Acenaphthene	3333	0.0	2363	71	30	130
2,4-Dinitrophenol	3333	0.0	619.1	19 *	30	130
Dibenzofuran	3333	0.0	2343	70	30	130
2,4-Dinitrotoluene	3333	0.0	2395	72	30	130
4-Nitrophenol	3333	0.0	2153	65	30	130
Diethyl phthalate	3333	0.0	2319	70	30	130
Fluorene	3333	0.0	2286	69	30	130
4-Chlorophenyl phenyl ether	3333	0.0	2128	64	30	130
2-Nitroaniline	3333	0.0	2230	67	30	130
4,6-Dinitro-2-methylphenol	3333	0.0	1596	48	30	130
N-Nitrosodiphenylamine	3333	0.0	2383	71	30	130
Azobenzene	3333	0.0	2137	64	30	130
4-Bromophenyl phenyl ether	3333	0.0	2512	75	30	130
Hexachlorobenzene	3333	0.0	2440	73	30	130
Pentachlorophenol	3333	0.0	3237	97	30	130
Pentachloronitrobenzene	3333	0.0	2328	70	30	130
Phenanthrene	3333	0.0	2343	70	30	130
Anthracene	3333	0.0	2448	73	30	130
Carbazole	3333	0.0	2502	75	30	130

COMPOUND	SPIKE ADDED (ug/Kg)	LCSD CONCENTRATION (ug/Kg)	LCSD % REC #	% RPD #	QC LIMITS RPD	QC LIMITS REC.	
Acenaphthene	3333	2340	70	1.4	30	30	130
2,4-Dinitrophenol	3333	525.7	16 *	17.1	30	30	130
Dibenzofuran	3333	2312	69	1.4	30	30	130
2,4-Dinitrotoluene	3333	2308	69	4.3	30	30	130
4-Nitrophenol	3333	2020	61	6.3	30	30	130
Diethyl phthalate	3333	2275	68	2.9	30	30	130
Fluorene	3333	2269	68	1.5	30	30	130
4-Chlorophenyl phenyl ether	3333	2125	64	0.0	30	30	130
2-Nitroaniline	3333	2110	63	6.2	30	30	130
4,6-Dinitro-2-methylphenol	3333	1411	42	13.3	30	30	130
N-Nitrosodiphenylamine	3333	2329	70	1.4	30	30	130
Azobenzene	3333	2125	64	0.0	30	30	130
4-Bromophenyl phenyl ether	3333	2405	72	4.1	30	30	130
Hexachlorobenzene	3333	2421	73	0.0	30	30	130
Pentachlorophenol	3333	2960	89	8.6	30	30	130
Pentachloronitrobenzene	3333	2252	68	2.9	30	30	130
Phenanthrene	3333	2317	70	0.0	30	30	130
Anthracene	3333	2377	71	2.8	30	30	130
Carbazole	3333	2392	72	4.1	30	30	130

FORM III SV

3D

SOIL SEMIVOLATILE LCS SPIKE / LCS SPIKE DUPLICATE RECOVERY

Lab Name: Phoenix Environmental Labs Client: NETC

Lab Code: Phoenix Case No: SAS No: SDG No GBY54991

LCS Spike - Client Id: BY54998 LCS Level:(low/med)

COMPOUND	SPIKE ADDED (ug/Kg)	SAMPLE CONCENTRATION (ug/Kg)	LCS CONCENTRATION (ug/Kg)	LCS % REC #	QC. LIMITS REC.	
Di-n-butylphthalate	3333	0.0	2545	76	30	130
Fluoranthene	3333	0.0	2554	77	30	130
Benzidine	3333	0.0	211.5	6 *	30	130
Pyrene	3333	0.0	2587	78	30	130
Benzyl butyl phthalate	3333	0.0	2551	77	30	130
Bis(2-ethylhexyl)phthalate	3333	0.0	2407	72	30	130
Benz(a)anthracene	3333	0.0	2599	78	30	130
Chrysene	3333	0.0	2535	76	30	130
Di-n-octylphthalate	3333	0.0	2540	76	30	130
3,3'-dichlorobenzidine	3333	0.0	1925	58	30	130
Benzo(b)fluoranthene	3333	0.0	2428	73	30	130
Benzo(k)fluoranthene	3333	0.0	2342	70	30	130
Benzo(a)pyrene	3333	0.0	2370	71	30	130
Indeno(1,2,3-cd)pyrene	3333	0.0	2550	77	30	130
Dibenz(a,h)anthracene	3333	0.0	2445	73	30	130
Benzo(ghi)perylene	3333	0.0	2547	76	30	130

COMPOUND	SPIKE ADDED (ug/Kg)	LCSD CONCENTRATION (ug/Kg)	LCSD % REC #	% RPD #	QC LIMITS RPD	QC LIMITS REC.	
Di-n-butylphthalate	3333	2467	74	2.7	30	30	130
Fluoranthene	3333	2476	74	4.0	30	30	130
Benzidine	3333	300.0	9 *	35.3 *	30	30	130
Pyrene	3333	2524	76	2.6	30	30	130
Benzyl butyl phthalate	3333	2468	74	4.0	30	30	130
Bis(2-ethylhexyl)phthalate	3333	2324	70	2.8	30	30	130
Benz(a)anthracene	3333	2536	76	2.6	30	30	130
Chrysene	3333	2438	73	4.0	30	30	130
Di-n-octylphthalate	3333	2440	73	4.0	30	30	130
3,3'-dichlorobenzidine	3333	1914	57	1.7	30	30	130
Benzo(b)fluoranthene	3333	2309	69	5.6	30	30	130
Benzo(k)fluoranthene	3333	2365	71	1.4	30	30	130
Benzo(a)pyrene	3333	2303	69	2.9	30	30	130
Indeno(1,2,3-cd)pyrene	3333	2430	73	5.3	30	30	130
Dibenz(a,h)anthracene	3333	2400	72	1.4	30	30	130
Benzo(ghi)perylene	3333	2439	73	4.0	30	30	130

FORM III SV

3D

SOIL SEMIVOLATILE MATRIX SPIKE / MATRIX SPIKE DUPLICATE RECOVERY

Lab Name: Phoenix Environmental Labs Client: NETC

Lab Code: Phoenix Case No: SAS No: SDG No GBY54991

Matrix Spike - Client Id: BY54998 / USB-2/S-3A MS Level:(low/med)

COMPOUND	SPIKE ADDED (ug/Kg)	SAMPLE CONCENTRATION (ug/Kg)	MS CONCENTRATION (ug/Kg)	MS % REC #	QC. LIMITS REC.	
N-Nitrosodimethylamine	3985	0.0	1955	49	30	130
Pyridine	3985	0.0	1459	37	30	130
Phenol	3985	0.0	2121	53	26	90
Bis(2-chloroethyl)ether	3985	0.0	1882	47	30	130
Aniline	3985	0.0	1432	36	30	130
2-Chlorophenol	3985	0.0	2155	54	25	102
1,3-Dichlorobenzene	3985	0.0	1823	46	30	130
1,4-Dichlorobenzene	3985	0.0	1868	47	30	130
1,2-Dichlorobenzene	3985	0.0	1896	48	30	130
2-Methylphenol (o-cresol)	3985	0.0	2390	60	30	130
Bis(2-chloroisopropyl)ether	3985	0.0	1749	44	30	130
N-Nitrosodi-n-propylamine	3985	0.0	2104	53	30	130
3&4-Methylphenol (m&p-cresol)	3985	0.0	2372	60	30	130
Acetophenone	3985	0.0	2084	52	30	130
Hexachloroethane	3985	0.0	1685	42	30	130
Nitrobenzene	3985	0.0	1984	50	30	130
Isophorone	3985	0.0	2125	53	30	130
2-Nitrophenol	3985	0.0	2037	51	30	130
2,4-Dimethylphenol	3985	0.0	2505	63	30	130

COMPOUND	SPIKE ADDED (ug/Kg)	MSD CONCENTRATION (ug/Kg)	MSD % REC #	% RPD #	QC LIMITS RPD	QC LIMITS REC.	
N-Nitrosodimethylamine	4035	1970	49	0.0	30	30	130
Pyridine	4035	1390	34	8.5	30	30	130
Phenol	4035	2226	55	3.7	30	26	90
Bis(2-chloroethyl)ether	4035	1904	47	0.0	30	30	130
Aniline	4035	1542	38	5.4	30	30	130
2-Chlorophenol	4035	2204	55	1.8	30	25	102
1,3-Dichlorobenzene	4035	1831	45	2.2	30	30	130
1,4-Dichlorobenzene	4035	1847	46	2.2	30	30	130
1,2-Dichlorobenzene	4035	1885	47	2.1	30	30	130
2-Methylphenol (o-cresol)	4035	2435	60	0.0	30	30	130
Bis(2-chloroisopropyl)ether	4035	1770	44	0.0	30	30	130
N-Nitrosodi-n-propylamine	4035	2153	53	0.0	30	30	130
3&4-Methylphenol (m&p-cresol)	4035	2421	60	0.0	30	30	130
Acetophenone	4035	2110	52	0.0	30	30	130
Hexachloroethane	4035	1649	41	2.4	30	30	130
Nitrobenzene	4035	2037	50	0.0	30	30	130
Isophorone	4035	2086	52	1.9	30	30	130
2-Nitrophenol	4035	1907	47	8.2	30	30	130
2,4-Dimethylphenol	4035	2494	62	1.6	30	30	130

FORM III SV

3D

SOIL SEMIVOLATILE MATRIX SPIKE / MATRIX SPIKE DUPLICATE RECOVERY

Lab Name: Phoenix Environmental Labs Client: NETC

Lab Code: Phoenix Case No: SAS No: SDG No GBY54991

Matrix Spike - Client Id: BY54998 / USB-2/S-3A MS Level:(low/med)

COMPOUND	SPIKE ADDED (ug/Kg)	SAMPLE CONCENTRATION (ug/Kg)	MS CONCENTRATION (ug/Kg)	MS % REC #	QC. LIMITS REC.	
Bis(2-chloroethoxy)methane	3985	0.0	2458	62	30	130
Benzoic Acid	3985	0.0	95.69	2 *	30	130
2,4-Dichlorophenol	3985	0.0	2573	65	30	130
1,2,4-Trichlorobenzene	3985	0.0	2300	58	30	130
Naphthalene	3985	0.0	2312	58	30	130
4-Chloroaniline	3985	0.0	1834	46	30	130
Hexachlorobutadiene	3985	0.0	2125	53	30	130
4-Chloro-3-methylphenol	3985	0.0	2513	63	26	103
2-Methylnaphthalene	3985	0.0	2235	56	30	130
Hexachlorocyclopentadiene	3985	0.0	859.8	22 *	30	130
1,2,4,5-Tetrachlorobenzene	3985	0.0	2372	60	30	130
2,4,6-Trichlorophenol	3985	0.0	2456	62	30	130
2,4,5-Trichlorophenol	3985	0.0	2564	64	30	130
2-Chloronaphthalene	3985	0.0	2474	62	30	130
4-Nitroaniline	3985	0.0	2432	61	30	130
Dimethylphthalate	3985	0.0	2603	65	30	130
2,6-Dinitrotoluene	3985	0.0	2379	60	30	130
Acenaphthylene	3985	0.0	2461	62	30	130
3-Nitroaniline	3985	0.0	2056	52	30	130

COMPOUND	SPIKE ADDED (ug/Kg)	MSD CONCENTRATION (ug/Kg)	MSD % REC #	% RPD #	QC LIMITS RPD	QC LIMITS REC.	
Bis(2-chloroethoxy)methane	4035	2431	60	3.3	30	30	130
Benzoic Acid	4035	102.3	3 *	4.1	30	30	130
2,4-Dichlorophenol	4035	2528	63	3.1	30	30	130
1,2,4-Trichlorobenzene	4035	2200	55	5.3	30	30	130
Naphthalene	4035	2258	56	3.5	30	30	130
4-Chloroaniline	4035	1913	47	2.2	30	30	130
Hexachlorobutadiene	4035	2050	51	3.8	30	30	130
4-Chloro-3-methylphenol	4035	2526	63	0.0	30	26	103
2-Methylnaphthalene	4035	2171	54	3.6	30	30	130
Hexachlorocyclopentadiene	4035	567.6	14 *	44.4 *	30	30	130
1,2,4,5-Tetrachlorobenzene	4035	2318	57	5.1	30	30	130
2,4,6-Trichlorophenol	4035	2502	62	0.0	30	30	130
2,4,5-Trichlorophenol	4035	2640	65	1.6	30	30	130
2-Chloronaphthalene	4035	2438	60	3.3	30	30	130
4-Nitroaniline	4035	2463	61	0.0	30	30	130
Dimethylphthalate	4035	2592	64	1.6	30	30	130
2,6-Dinitrotoluene	4035	2373	59	1.7	30	30	130
Acenaphthylene	4035	2449	61	1.6	30	30	130
3-Nitroaniline	4035	2077	51	1.9	30	30	130

FORM III SV

3D

SOIL SEMIVOLATILE MATRIX SPIKE / MATRIX SPIKE DUPLICATE RECOVERY

Lab Name: Phoenix Environmental Labs Client: NETC

Lab Code: Phoenix Case No: SAS No: SDG No GBY54991

Matrix Spike - Client Id: BY54998 / USB-2/S-3A MS Level:(low/med)

COMPOUND	SPIKE ADDED (ug/Kg)	SAMPLE CONCENTRATION (ug/Kg)	MS CONCENTRATION (ug/Kg)	MS % REC #	QC. LIMITS REC.	
Acenaphthene	3985	0.0	2636	66	31	137
2,4-Dinitrophenol	3985	0.0	2052	51	30	130
Dibenzofuran	3985	0.0	2424	61	30	130
2,4-Dinitrotoluene	3985	0.0	2368	59	28	89
4-Nitrophenol	3985	0.0	2612	66	11	114
Diethyl phthalate	3985	0.0	2476	62	30	130
Fluorene	3985	0.0	2529	63	30	130
4-Chlorophenyl phenyl ether	3985	0.0	2345	59	30	130
2-Nitroaniline	3985	0.0	2218	56	30	130
4,6-Dinitro-2-methylphenol	3985	0.0	2541	64	30	130
N-Nitrosodiphenylamine	3985	0.0	2582	65	30	130
Azobenzene	3985	0.0	2313	58	30	130
4-Bromophenyl phenyl ether	3985	0.0	2683	67	30	130
Hexachlorobenzene	3985	0.0	2668	67	30	130
Pentachlorophenol	3985	0.0	3664	92	17	109
Pentachloronitrobenzene	3985	0.0	2611	66	30	130
Phenanthrene	3985	0.0	2698	68	30	130
Anthracene	3985	0.0	2753	69	30	130
Carbazole	3985	0.0	2540	64	30	130

COMPOUND	SPIKE ADDED (ug/Kg)	MSD CONCENTRATION (ug/Kg)	MSD % REC #	% RPD #	QC LIMITS RPD	QC LIMITS REC.	
Acenaphthene	4035	2590	64	3.1	30	31	137
2,4-Dinitrophenol	4035	2139	53	3.8	30	30	130
Dibenzofuran	4035	2416	60	1.7	30	30	130
2,4-Dinitrotoluene	4035	2295	57	3.4	30	28	89
4-Nitrophenol	4035	2546	63	4.7	30	11	114
Diethyl phthalate	4035	2317	57	8.4	30	30	130
Fluorene	4035	2461	61	3.2	30	30	130
4-Chlorophenyl phenyl ether	4035	2288	57	3.4	30	30	130
2-Nitroaniline	4035	2253	56	0.0	30	30	130
4,6-Dinitro-2-methylphenol	4035	2614	65	1.6	30	30	130
N-Nitrosodiphenylamine	4035	2567	64	1.6	30	30	130
Azobenzene	4035	2292	57	1.7	30	30	130
4-Bromophenyl phenyl ether	4035	2641	65	3.0	30	30	130
Hexachlorobenzene	4035	2748	68	1.5	30	30	130
Pentachlorophenol	4035	3745	93	1.1	30	17	109
Pentachloronitrobenzene	4035	2505	62	6.3	30	30	130
Phenanthrene	4035	2706	67	1.5	30	30	130
Anthracene	4035	2700	67	2.9	30	30	130
Carbazole	4035	2549	63	1.6	30	30	130

FORM III SV

3D

SOIL SEMIVOLATILE MATRIX SPIKE / MATRIX SPIKE DUPLICATE RECOVERY

Lab Name: Phoenix Environmental Labs Client: NETC

Lab Code: Phoenix Case No: SAS No: SDG No GBY54991

Matrix Spike - Client Id: BY54998 / USB-2/S-3A MS Level:(low/med)

COMPOUND	SPIKE ADDED (ug/Kg)	SAMPLE CONCENTRATION (ug/Kg)	MS CONCENTRATION (ug/Kg)	MS % REC #	QC. LIMITS REC.	
Di-n-butylphthalate	3985	0.0	2555	64	30	130
Fluoranthene	3985	0.0	2004	50	30	130
Benzidine	3985	0.0	147.9	4 *	30	130
Pyrene	3985	0.0	2696	68	35	142
Benzyl butyl phthalate	3985	0.0	2634	66	30	130
Bis(2-ethylhexyl)phthalate	3985	0.0	2602	65	30	130
Benz(a)anthracene	3985	0.0	2836	71	30	130
Chrysene	3985	0.0	2782	70	30	130
Di-n-octylphthalate	3985	0.0	2727	68	30	130
3,3'-dichlorobenzidine	3985	0.0	2370	59	30	130
Benzo(b)fluoranthene	3985	0.0	2619	66	30	130
Benzo(k)fluoranthene	3985	0.0	2662	67	30	130
Benzo(a)pyrene	3985	0.0	2595	65	30	130
Indeno(1,2,3-cd)pyrene	3985	0.0	2757	69	30	130
Dibenz(a,h)anthracene	3985	0.0	2703	68	30	130
Benzo(ghi)perylene	3985	0.0	2783	70	30	130

COMPOUND	SPIKE ADDED (ug/Kg)	MSD CONCENTRATION (ug/Kg)	MSD % REC #	% RPD #	QC LIMITS RPD	QC LIMITS REC.	
Di-n-butylphthalate	4035	2448	61	4.8	30	30	130
Fluoranthene	4035	1934	48	4.1	30	30	130
Benzidine	4035	124.0	3 *	17.6	30	30	130
Pyrene	4035	2641	65	4.5	30	35	142
Benzyl butyl phthalate	4035	2643	66	0.0	30	30	130
Bis(2-ethylhexyl)phthalate	4035	2640	65	0.0	30	30	130
Benz(a)anthracene	4035	2842	70	1.4	30	30	130
Chrysene	4035	2819	70	0.0	30	30	130
Di-n-octylphthalate	4035	2747	68	0.0	30	30	130
3,3'-dichlorobenzidine	4035	2340	58	1.7	30	30	130
Benzo(b)fluoranthene	4035	2592	64	3.1	30	30	130
Benzo(k)fluoranthene	4035	2692	67	0.0	30	30	130
Benzo(a)pyrene	4035	2598	64	1.6	30	30	130
Indeno(1,2,3-cd)pyrene	4035	2747	68	1.5	30	30	130
Dibenz(a,h)anthracene	4035	2700	67	1.5	30	30	130
Benzo(ghi)perylene	4035	2762	68	2.9	30	30	130

FORM III SV

4B

SEMIVOLATILE METHOD BLANK SUMMARY

Client ID: BY54998 BLANK

Lab Name: Phoenix Environmental Labs Client: NETC

Lab Code: Phoenix Case No.: SAS No.: SDG No.: GBY54991

Lab File ID: 0712_10.D Lab Sample ID: BY54998 BLK

Instrument ID: CHEM25 Date Extracted: 07/12/2017

Matrix: (soil/water) Soil Date Analyzed: 07/12/2017

Level: (low/med) Time Analyzed: 21:03

QC Batch Id: 393366

THIS METHOD BLANK APPLIES TO THE FOLLOWING SAMPLES, MS AND MSD:

	CLIENT SAMPLE NO.	LAB SAMPLE ID	LAB FILE ID	DATE ANALYZED
01	BY54998 LCS	BY54998 LCS	CHEM25 - 0712_11.D	07/12/17
02	BY54998 LCSD	BY54998 LCSD	CHEM25 - 0712_12.D	07/12/17
03	USB-2/S-3A MS	BY54998 MS	CHEM25 - 0712_13.D	07/12/17
04	USB-2/S-3A MSD	BY54998 MSD	CHEM25 - 0712_14.D	07/12/17
05	USB-2/S-3A	BY54998	CHEM25 - 0712_15.D	07/12/17
06	BB-2/S-1	BY54991	CHEM25 - 0712_16.D	07/12/17
07	BB-3/S-1	BY54992	CHEM25 - 0712_17.D	07/12/17
08	DB-2/S-1	BY54993	CHEM25 - 0712_18.D	07/13/17
09	DB-1/S-2	BY54994	CHEM25 - 0712_19.D	07/13/17
10	USB-1/S-1	BY54995	CHEM25 - 0712_20.D	07/13/17
11	USB-1/S-3	BY54996	CHEM25 - 0712_21.D	07/13/17
12	USB-2/S-2	BY54997	CHEM25 - 0712_22.D	07/13/17
13				
14				
15				

COMMENTS:

FORM IV SV

5B

SEMIVOLATILE ORGANIC INSTRUMENT PERFORMANCE CHECK

DECAFLUOROTRIPHENYLPHOSPHINE (DFTPP)

Lab Name: Phoenix Environmental Labs Client: NETC

Lab Code: Phoenix Case No.: _____ SAS No.: _____ SDG No.: GBY54991

Lab File ID: 0630_01.D DFTPP Injection Date: 06/30/17

Instrument ID: CHEM25 DFTPP Injection Time: 08:21

AutoFind: Averaged scan 1110 to 1120; Bkg corrected with scan 1109

m/e	ION ABUNDANCE CRITERIA	% RELATIVE ABUNDANCE	
51	10.0 - 80.0% of mass 442	12.5	
68	Less than 2.0% of mass 69	1.4	(0.2)1
69	Mass 69 relative abundance	15.6	
70	Less than 2.0% of mass 69	1.1	(0.2)1
127	10.0 - 80.0% of mass 442	24.4	
197	Less than 2.0% of mass 198	0.0	
198	Greater than 50.0% of mass 442	63.1	
199	5.0 to 9.0% of mass 198	6.6	
275	10.0 - 60.0% of mass 442	18.1	
365	Greater than 1.0% of mass 198	3.3	
441	Present, but less than mass 442	14.8	
442	Base Peak, 100% relative abundance	100.0	
443	15.0 - 24.0% of mass 442	19.6	

1-Value is % mass 69

THIS CHECK APPLIES TO THE FOLLOWING SAMPLES, MS, MSD, BLANKS, AND STANDARDS:

	CLIENT ID	LAB SAMPLE ID	LAB FILE ID	DATE ANALYZED	TIME ANALYZED	*
01	ICAL 30	30PPM 8270;16D	0630_02A.D	06/30/17	09:07	
02	ICAL 100	100PPM 8270;15G	0630_03.D	06/30/17	09:49	
03	ICAL 70	70PPM 8270;15H	0630_04.D	06/30/17	10:11	
04	ICAL 50	50PPM 8270;15I	0630_05.D	06/30/17	10:34	
05	ICAL 20	20PPM 8270;15J	0630_06.D	06/30/17	10:56	
06	ICAL 10	10PPM 8270;15K	0630_07.D	06/30/17	11:19	
07	ICAL 3.5	3.5PPM 8270;15L	0630_08.D	06/30/17	11:42	
08	ICAL 1	1.0PPM 8270;15M	0630_09.D	06/30/17	12:04	
09						
10						
11						
12						
13						
14						
15						
16						
17						
18						
19						
20						

(*) Outside 12 hr clock

FORM V SV

tuner0630_01.txt
DFTPP

Data Path : C:\SV2017\CHEM25\06JUN\30\
Data File : 0630_01.D
Acq On : 30 Jun 2017 8:21 am
Operator :
Sample : 50PPM DFTPP;16B
Misc :
ALS Vial : 1 Sample Multiplier: 1

Integration File: rteint.p

Method : H:\SV2017\CHEM25\METHODS\TAIL_DEG7.M
Title : Semivolatiles by GC/MS - EPA Method 625/8270
Last Update : Thu Jun 29 08:43:23 2017

AutoFind: Averaged scan 1110 to 1120; Bkg corrected with scan 1109

Target Mass	Rel. to Mass	Lower Limit%	Upper Limit%	Rel. Abn%	Raw Abn	Result Pass/Fail
51	442	10	80	12.5	4968	PASS
68	69	0.00	2	1.4	85	PASS
70	69	0.00	2	1.1	69	PASS
127	442	10	80	24.4	9727	PASS
197	198	0.00	2	0.0	0	PASS
198	442	50	100	63.1	25148	PASS
199	198	5	9	6.6	1670	PASS
275	442	10	60	18.1	7230	PASS
365	198	1	100	3.3	818	PASS
441	442	0.01	24	14.8	5897	PASS
442	442	50	200	100.0	39870	PASS
443	442	15	24	19.6	7800	PASS

TAIL_DEG7.M Fri Jun 30 09:00:44 2017

5B

SEMIVOLATILE ORGANIC INSTRUMENT PERFORMANCE CHECK

DECAFLUOROTRIPHENYLPHOSPHINE (DFTPP)

Lab Name: Phoenix Environmental Labs Client: NETC

Lab Code: Phoenix Case No.: _____ SAS No.: _____ SDG No.: GBY54991

Lab File ID: 0712_08.D DFTPP Injection Date: 07/12/17

Instrument ID: CHEM25 DFTPP Injection Time: 20:18

AutoFind: Scans 1091, 1092, 1093; Background Corrected with Scan 1086

m/e	ION ABUNDANCE CRITERIA	% RELATIVE ABUNDANCE	
51	10.0 - 80.0% of mass 442	13.7	
68	Less than 2.0% of mass 69	0.0	(0.0)1
69	Mass 69 relative abundance	17.7	
70	Less than 2.0% of mass 69	0.7	(0.1)1
127	10.0 - 80.0% of mass 442	27.7	
197	Less than 2.0% of mass 198	0.0	
198	Greater than 50.0% of mass 442	70.6	
199	5.0 to 9.0% of mass 198	6.6	
275	10.0 - 60.0% of mass 442	19.8	
365	Greater than 1.0% of mass 198	2.9	
441	Present, but less than mass 442	15.0	
442	Base Peak, 100% relative abundance	100.0	
443	15.0 - 24.0% of mass 442	20.1	

1-Value is % mass 69

THIS CHECK APPLIES TO THE FOLLOWING SAMPLES, MS, MSD, BLANKS, AND STANDARDS:

	CLIENT ID	LAB SAMPLE ID	LAB FILE ID	DATE ANALYZED	TIME ANALYZED	*
01	CCAL 30	30PPM 8270:16V	0712_09.D	07/12/17	20:40	
02	BY54998 BLANK	BY54998 BLANK	0712_10.D	07/12/17	21:03	
03	BY54998 LCS	BY54998 LCS	0712_11.D	07/12/17	21:26	
04	BY54998 LCSD	BY54998 LCSD	0712_12.D	07/12/17	21:49	
05	USB-2/S-3A MS	BY54998 MS	0712_13.D	07/12/17	22:11	
06	USB-2/S-3A MSD	BY54998 MSD	0712_14.D	07/12/17	22:34	
07	USB-2/S-3A	BY54998	0712_15.D	07/12/17	22:57	
08	BB-2/S-1	BY54991	0712_16.D	07/12/17	23:20	
09	BB-3/S-1	BY54992	0712_17.D	07/12/17	23:42	
10	DB-2/S-1	BY54993	0712_18.D	07/13/17	00:05	
11	DB-1/S-2	BY54994	0712_19.D	07/13/17	00:28	
12	USB-1/S-1	BY54995	0712_20.D	07/13/17	00:50	
13	USB-1/S-3	BY54996	0712_21.D	07/13/17	01:13	
14	USB-2/S-2	BY54997	0712_22.D	07/13/17	01:36	
15	CCAL 30	30PPM 8270;16V	0712_29.D	07/13/17	04:15	
16						
17						
18						
19						
20						

(*) Outside 12 hr clock

FORM V SV

tuner0712_08.txt
DFTPP

Data Path : C:\SV2017\CHEM25\07JUL\12\
Data File : 0712_08.D
Acq On : 12 Jul 2017 8:18 pm
Operator :
Sample : 50PPM DFTPP;16B
Misc :
ALS Vial : 1 Sample Multiplier: 1

Integration File: rteint.p

Method : H:\SV2017\CHEM25\METHODS\TAIL_DEG7.M
Title : Semivolatiles by GC/MS - EPA Method 625/8270
Last Update : Wed Jul 05 08:47:19 2017

AutoFind: Scans 1091, 1092, 1093; Background Corrected with Scan 1086

Target Mass	Rel. to Mass	Lower Limit%	Upper Limit%	Rel. Abn%	Raw Abn	Result Pass/Fail
51	442	10	80	13.7	34845	PASS
68	69	0.00	2	0.0	0	PASS
70	69	0.00	2	0.7	320	PASS
127	442	10	80	27.7	70739	PASS
197	198	0.00	2	0.0	0	PASS
198	442	50	100	70.6	180104	PASS
199	198	5	9	6.6	11866	PASS
275	442	10	60	19.8	50488	PASS
365	198	1	100	2.9	5229	PASS
441	442	0.01	24	15.0	38220	PASS
442	442	50	200	100.0	255155	PASS
443	442	15	24	20.1	51293	PASS

TAIL_DEG7.M Wed Jul 12 20:40:39 2017

8B
SEMIVOLATILE INTERNAL STANDARD AREA AND RT SUMMARY

Lab Name: Phoenix Environmental Labs Client: NETC

Lab Code: Phoenix Case No.: SAS No.: SDG No.: GBY54991

Lab File ID (Standard): 0630_02A.D Date Analyzed: 06/30/17

Instrument ID: CHEM25 Time Analyzed: 09:07

	IS1 (DCB) AREA #	RT #	IS2 (NPT) AREA #	RT #	IS3 (ANT) AREA #	RT #	File ID
12 HOUR STD	338412	3.27	1222582	4.28	701302	5.79	0630_02A.D
UPPER LIMIT	693745	3.77	2506293	4.78	1437669	6.29	0630_02A.D
LOWER LIMIT	167514	2.77	605178	3.78	347144	5.29	0630_02A.D
CLIENT ID							
01 ICAL 30	338412	3.27	1222582	4.28	701302	5.79	0630_02A.D
02 ICAL 100	302564	3.27	1304009	4.28	633961	5.80	0630_03.D
03 ICAL 70	445786	3.27	1953592	4.28	1055971	5.80	0630_04.D
04 ICAL 50	348664	3.26	1328889	4.28	710428	5.79	0630_05.D
05 ICAL 20	227855	3.26	816314	4.28	476415	5.79	0630_06.D
06 ICAL 10	206761	3.26	702817	4.28	423486	5.79	0630_07.D
07 ICAL 3.5	385071	3.26	1368708	4.28	878161	5.79	0630_08.D
08 ICAL 1	212194	3.26	707306	4.27	417456	5.79	0630_09.D
09							
10							
11							
12							
13							
14							
15							
16							
17							
18							
19							
20							
21							
22							

IS1 (DCB) = 1,4-Dichlorobenzene-d4
IS2 (NPT) = 1,4-Naphthalene-d8
IS3 (ANT) = Acenaphthene-d10
IS4 (PHN) = Phenanthrene-d10
IS5 (CRY) = Chrysene-d12
IS6 (PRY) = Perylene-d12

AREA UPPER LIMIT = +100% of internal standard area
AREA LOWER LIMIT = - 50% of internal standard area
RT UPPER LIMIT = +0.50 minutes of internal standard RT
RT LOWER LIMIT = -0.50 minutes of internal standard RT

Column used to flag internal standard area values with an asterisk.
* Values outside of QC limits.

FORM VIII SV

8C
SEMIVOLATILE INTERNAL STANDARD AREA AND RT SUMMARY

Lab Name: Phoenix Environmental Labs Client: NETC

Lab Code: Phoenix Case No.: SAS No.: SDG No.: GBY54991

Lab File ID (Standard): 0630_02A.D Date Analyzed: 06/30/17

Instrument ID: CHEM25 Time Analyzed: 09:07

		IS4 (PHN) AREA	#	RT	#	IS5 (CRY) AREA	#	RT	#	IS6 (PRY) AREA	#	RT	#	File ID
	12 HOUR STD	1285734		7.07		1282625		9.72		1531856		12.46		0630_02A.D
	UPPER LIMIT	2635755		7.57		2629381		10.22		3140305		12.96		0630_02A.D
	LOWER LIMIT	636438		6.57		634899		9.22		758269		11.96		0630_02A.D
	CLIENT ID													
01	ICAL 30	1285734		7.07		1282625		9.72		1531856		12.46		0630_02A.D
02	ICAL 100	1135658		7.08		1136929		9.74		1454136		12.48		0630_03.D
03	ICAL 70	1878074		7.07		1911513		9.73		2405269		12.47		0630_04.D
04	ICAL 50	1251313		7.07		1266435		9.72		1598345		12.45		0630_05.D
05	ICAL 20	867769		7.06		928796		9.71		1097855		12.44		0630_06.D
06	ICAL 10	778349		7.06		821719		9.71		928569		12.44		0630_07.D
07	ICAL 3.5	1608353		7.06		1667318		9.71		1869553		12.45		0630_08.D
08	ICAL 1	746589		7.06		769162		9.71		888925		12.43		0630_09.D
09														
10														
11														
12														
13														
14														
15														
16														
17														
18														
19														
20														
21														
22														

IS1 (DCB) = 1,4-Dichlorobenzene-d4
IS2 (NPT) = 1,4-Naphthalene-d8
IS3 (ANT) = Acenaphthene-d10
IS4 (PHN) = Phenanthrene-d10
IS5 (CRY) = Chrysene-d12
IS6 (PRY) = Perylene-d12

AREA UPPER LIMIT = +100% of internal standard area
AREA LOWER LIMIT = - 50% of internal standard area
RT UPPER LIMIT = +0.50 minutes of internal standard RT
RT LOWER LIMIT = -0.50 minutes of internal standard RT

Column used to flag internal standard area values with an asterisk.
* Values outside of QC limits.

FORM VIII SV

8B
SEMIVOLATILE INTERNAL STANDARD AREA AND RT SUMMARY

Lab Name: Phoenix Environmental Labs Client: NETC

Lab Code: Phoenix Case No.: SAS No.: SDG No.: GBY54991

Lab File ID (Standard): 0712_09.D Date Analyzed: 07/12/17

Instrument ID: CHEM25 Time Analyzed: 20:40

		IS1 (DCB) AREA	#	RT	#	IS2 (NPT) AREA	#	RT	#	IS3 (ANT) AREA	#	RT	#	File ID
	12 HOUR STD	501579		2.91		1773275		3.91		1045679		5.41		0712_09.D
	UPPER LIMIT	1028237		3.41		3635214		4.41		2143642		5.91		0712_09.D
	LOWER LIMIT	248282		2.41		877771		3.41		517611		4.91		0712_09.D
	CLIENT ID													
01	CCAL 30	501579		2.91		1773275		3.91		1045679		5.41		0712_09.D
02	BY54998 BLANK	594951		2.91		2127485		3.91		1304659		5.40		0712_10.D
03	BY54998 LCS	460296		2.91		1712517		3.91		1008388		5.41		0712_11.D
04	BY54998 LCSD	381088		2.91		1370153		3.91		791118		5.40		0712_12.D
05	USB-2/S-3A MS	349490		2.91		1226938		3.91		711079		5.40		0712_13.D
06	USB-2/S-3A MSD	380055		2.91		1383544		3.91		795023		5.40		0712_14.D
07	USB-2/S-3A	413101		2.91		1364052		3.91		804594		5.40		0712_15.D
08	BB-2/S-1	473982		2.91		1679046		3.91		1034709		5.40		0712_16.D
09	BB-3/S-1	381126		2.91		1340106		3.91		790466		5.40		0712_17.D
10	DB-2/S-1	532234		2.91		1932989		3.91		1173517		5.40		0712_18.D
11	DB-1/S-2	392155		2.91		1342491		3.91		775772		5.40		0712_19.D
12	USB-1/S-1	578609		2.91		2170783		3.91		1337412		5.40		0712_20.D
13	USB-1/S-3	664433		2.91		2422137		3.91		1474626		5.41		0712_21.D
14	USB-2/S-2	548166		2.91		1997832		3.91		1168388		5.40		0712_22.D
15	CCAL 30	437883		2.91		1524200		3.91		893191		5.40		0712_29.D
16														
17														
18														
19														
20														
21														
22														

IS1 (DCB) = 1,4-Dichlorobenzene-d4
IS2 (NPT) = 1,4-Naphthalene-d8
IS3 (ANT) = Acenaphthene-d10
IS4 (PHN) = Phenanthrene-d10
IS5 (CRY) = Chrysene-d12
IS6 (PRY) = Perylene-d12

AREA UPPER LIMIT = +100% of internal standard area
AREA LOWER LIMIT = - 50% of internal standard area
RT UPPER LIMIT = +0.50 minutes of internal standard RT
RT LOWER LIMIT = -0.50 minutes of internal standard RT

Column used to flag internal standard area values with an asterisk.
* Values outside of QC limits.

FORM VIII SV

8C
SEMIVOLATILE INTERNAL STANDARD AREA AND RT SUMMARY

Lab Name: Phoenix Environmental Labs Client: NETC

Lab Code: Phoenix Case No.: SAS No.: SDG No.: GBY54991

Lab File ID (Standard): 0712_09.D Date Analyzed: 07/12/17

Instrument ID: CHEM25 Time Analyzed: 20:40

		IS4 (PHN) AREA	#	RT	#	IS5 (CRY) AREA	#	RT	#	IS6 (PRY) AREA	#	RT	#	File ID
	12 HOUR STD	1807632		6.67		1911415		9.12		2426506		11.42		0712_09.D
	UPPER LIMIT	3705646		7.17		3918401		9.62		4974337		11.92		0712_09.D
	LOWER LIMIT	894778		6.17		946150		8.62		1201120		10.92		0712_09.D
	CLIENT ID													
01	CCAL 30	1807632		6.67		1911415		9.12		2426506		11.42		0712_09.D
02	BY54998 BLANK	2289066		6.67		2570544		9.11		3011522		11.42		0712_10.D
03	BY54998 LCS	1741987		6.67		1864296		9.12		2432183		11.42		0712_11.D
04	BY54998 LCSD	1366152		6.67		1436213		9.12		1867786		11.42		0712_12.D
05	USB-2/S-3A MS	1217681		6.67		1294627		9.12		1716107		11.42		0712_13.D
06	USB-2/S-3A MSD	1332362		6.67		1388023		9.12		1857654		11.42		0712_14.D
07	USB-2/S-3A	1271753		6.67		1352843		9.11		1682695		11.41		0712_15.D
08	BB-2/S-1	1857428		6.67		2082092		9.11		2372597		11.42		0712_16.D
09	BB-3/S-1	1406451		6.67		1499383		9.11		1742173		11.41		0712_17.D
10	DB-2/S-1	2056080		6.67		2179989		9.11		2514269		11.42		0712_18.D
11	DB-1/S-2	1334072		6.67		1436376		9.11		1685063		11.41		0712_19.D
12	USB-1/S-1	2334262		6.67		2524665		9.12		2941555		11.43		0712_20.D
13	USB-1/S-3	2555812		6.67		2666713		9.12		3108052		11.43		0712_21.D
14	USB-2/S-2	2035331		6.67		2016478		9.12		2389896		11.43		0712_22.D
15	CCAL 30	1563114		6.67		1687401		9.12		2127593		11.42		0712_29.D
16														
17														
18														
19														
20														
21														
22														

IS1 (DCB) = 1,4-Dichlorobenzene-d4
IS2 (NPT) = 1,4-Naphthalene-d8
IS3 (ANT) = Acenaphthene-d10
IS4 (PHN) = Phenanthrene-d10
IS5 (CRY) = Chrysene-d12
IS6 (PRY) = Perylene-d12

AREA UPPER LIMIT = +100% of internal standard area
AREA LOWER LIMIT = - 50% of internal standard area
RT UPPER LIMIT = +0.50 minutes of internal standard RT
RT LOWER LIMIT = -0.50 minutes of internal standard RT

Column used to flag internal standard area values with an asterisk.
* Values outside of QC limits.

FORM VIII SV

CLIENT ID

SEMIVOLATILE ORGANICS ANALYSIS DATA SHEET

BB-2/S-1

Client: NETC Lab: Phoenix Env. Labs

SDG No.: GBY54991 Lab Sample ID: BY54991

Sample wt/vol: 15.02 (g/mL) g Lab File ID: 0712_16.D

Concentrated Extract Volume: 1000 (uL) Date Received: 07/07/17

% Moisture: 5 Date Extracted: 07/12/17

Instrument: CHEM25 Inj. Vol. 1.0 (uL) Date Analyzed: 07/12/17

GPC Cleanup:(Y/N) N pH: Dilution Factor: 1

Matrix: (soil/water) Soil CONCENTRATION UNITS:(ug/L or ug/Kg) ug/Kg

CAS NO.	COMPOUND	CONC.	Q	MDL	PQL	R
62-75-9	N-Nitrosodimethylamine	250	U	99	250	r
110-86-1	Pyridine	250	U	86	250	r
108-95-2	Phenol	250	U	110	250	r
111-44-4	Bis(2-chloroethyl)ether	180	U	95	180	r
62-53-3	Aniline	280	U	280	280	r
95-57-8	2-Chlorophenol	250	U	100	250	r
541-73-1	1,3-Dichlorobenzene	250	U	100	250	r
106-46-7	1,4-Dichlorobenzene	250	U	100	250	r
95-50-1	1,2-Dichlorobenzene	250	U	99	250	r
95-48-7	2-Methylphenol (o-cresol)	250	U	160	250	r
39638-32-9	Bis(2-chloroisopropyl)ether	250	U	97	250	r
621-64-7	N-Nitrosodi-n-propylamine	180	U	110	180	r
HNX - M&P CRESOL	3&4-Methylphenol (m&p-cresol)	250	U	140	250	r
98-86-2	Acetophenone	250	U	110	250	r
67-72-1	Hexachloroethane	180	U	110	180	r
98-95-3	Nitrobenzene	180	U	120	180	r
78-59-1	Isophorone	180	U	98	180	r
88-75-5	2-Nitrophenol	250	U	220	250	r
105-67-9	2,4-Dimethylphenol	250	U	87	250	r
111-91-1	Bis(2-chloroethoxy)methane	250	U	97	250	r
65-85-0	Benzoic Acid	1800	U	700	1800	r
120-83-2	2,4-Dichlorophenol	180	U	120	180	r
120-82-1	1,2,4-Trichlorobenzene	250	U	110	250	r
91-20-3	Naphthalene	250	U	100	250	r
106-47-8	4-Chloroaniline	280	U	160	280	r
87-68-3	Hexachlorobutadiene	250	U	130	250	r
59-50-7	4-Chloro-3-methylphenol	250	U	120	250	r
91-57-6	2-Methylnaphthalene	250	U	100	250	r
77-47-4	Hexachlorocyclopentadiene	250	U	110	250	r
95-94-3	1,2,4,5-Tetrachlorobenzene	250	U	120	250	r
88-06-2	2,4,6-Trichlorophenol	180	U	110	180	r
95-95-4	2,4,5-Trichlorophenol	250	U	190	250	r
91-58-7	2-Chloronaphthalene	250	U	100	250	r
100-01-6	4-Nitroaniline	350	U	120	350	r
131-11-3	Dimethylphthalate	250	U	110	250	r
606-20-2	2,6-Dinitrotoluene	180	U	110	180	r

FORM I SV

r=Result Reported U=Not Detected D=Reported Dilution E/J=Estimated Value X=Not Used S=Lab Solvent

CLIENT ID

SEMIVOLATILE ORGANICS ANALYSIS DATA SHEET

BB-2/S-1

Client: NETC Lab: Phoenix Env. Labs

SDG No.: GBY54991 Lab Sample ID: BY54991

Sample wt/vol: 15.02 (g/mL) g Lab File ID: 0712_16.D

Concentrated Extract Volume: 1000 (uL) Date Received: 07/07/17

% Moisture: 5 Date Extracted: 07/12/17

Instrument: CHEM25 Inj. Vol. 1.0 (uL) Date Analyzed: 07/12/17

GPC Cleanup:(Y/N) N pH: Dilution Factor: 1

Matrix: (soil/water) Soil CONCENTRATION UNITS:(ug/L or ug/Kg) ug/Kg

CAS NO.	COMPOUND	CONC.	Q	MDL	PQL	R
208-96-8	Acenaphthylene	250	U	98	250	r
99-09-2	3-Nitroaniline	350	U	700	350	r
83-32-9	Acenaphthene	250	U	110	250	r
51-28-5	2,4-Dinitrophenol	250	U	250	250	r
132-64-9	Dibenzofuran	250	U	100	250	r
121-14-2	2,4-Dinitrotoluene	180	U	140	180	r
100-02-7	4-Nitrophenol	350	U	160	350	r
84-66-2	Diethyl phthalate	250	U	110	250	r
86-73-7	Fluorene	250	U	120	250	r
7005-72-3	4-Chlorophenyl phenyl ether	250	U	120	250	r
88-74-4	2-Nitroaniline	250	U	250	250	r
534-52-1	4,6-Dinitro-2-methylphenol	210	U	70	210	r
86-30-6	N-Nitrosodiphenylamine	250	U	130	250	r
122-66-7	Azobenzene	250	U	110	250	r
101-55-3	4-Bromophenyl phenyl ether	250	U	100	250	r
118-74-1	Hexachlorobenzene	180	U	100	180	r
87-86-5	Pentachlorophenol	210	U	130	210	r
82-68-8	Pentachloronitrobenzene	250	U	130	250	r
85-01-8	Phenanthrene	250	U	100	250	r
120-12-7	Anthracene	250	U	110	250	r
86-74-8	Carbazole	180	U	140	180	r
84-74-2	Di-n-butylphthalate	250	U	93	250	r
206-44-0	Fluoranthene	250	U	110	250	r
92-87-5	Benzidine	350	U	210	350	r
129-00-0	Pyrene	250	U	120	250	r
85-68-7	Benzyl butyl phthalate	250	U	90	250	r
117-81-7	Bis(2-ethylhexyl)phthalate	250	U	100	250	r
56-55-3	Benz(a)anthracene	250	U	120	250	r
218-01-9	Chrysene	250	U	120	250	r
117-84-0	Di-n-octylphthalate	250	U	90	250	r
91-94-1	3,3'-dichlorobenzidine	180	U	170	180	r
205-99-2	Benzo(b)fluoranthene	250	U	120	250	r
207-08-9	Benzo(k)fluoranthene	250	U	120	250	r
50-32-8	Benzo(a)pyrene	180	U	110	180	r
193-39-5	Indeno(1,2,3-cd)pyrene	250	U	120	250	r
53-70-3	Dibenz(a,h)anthracene	180	U	110	180	r

FORM I SV

r=Result Reported U=Not Detected D=Reported Dilution E/J=Estimated Value X=Not Used S=Lab Solvent

CLIENT ID

SEMIVOLATILE ORGANICS ANALYSIS DATA SHEET

BB-2/S-1

Client: NETC Lab: Phoenix Env. Labs

SDG No.: GBY54991 Lab Sample ID: BY54991

Sample wt/vol: 15.02 (g/mL) g Lab File ID: 0712_16.D

Concentrated Extract Volume: 1000 (uL) Date Received: 07/07/17

% Moisture: 5 Date Extracted: 07/12/17

Instrument: CHEM25 Inj. Vol. 1.0 (uL) Date Analyzed: 07/12/17

GPC Cleanup:(Y/N) N pH: Dilution Factor: 1

Matrix: (soil/water) Soil CONCENTRATION UNITS:(ug/L or ug/Kg) ug/Kg

CAS NO.	COMPOUND	CONC.	Q	MDL	PQL	R
191-24-2	Benzo(ghi)perylene	250	U	110	250	r

FORM I SV

r=Result Reported U=Not Detected D=Reported Dilution E/J=Estimated Value X=Not Used S=Lab Solvent

Quantitation Report (QT Reviewed)

Data Path : H:\SV2017\CHEM25\07JUL\12\
Data File : 0712_16.D
Acq On : 12 Jul 2017 11:20 pm
Operator :
Client ID : BB-2/S-1
Lab ID : BY54991
ALS Vial : 9 Sample Multiplier: 1

Quant Time: Jul 13 09:14:22 2017
Quant Method : H:\SV2017\CHEM25\METHODS\SV_0630.M
Quant Title : Semivolatiles by GC/MS - EPA Method 625/8270
QLast Update : Thu Jul 13 09:10:41 2017
Response via : Initial Calibration

Compound	R.T.	QIon	Response	Conc	Units	Dev(Min)
Internal Standards						
1) 1,4-Dichlorobenzene-d4	2.913	152	473982	40.000	ng	0.00
23) Naphthalene-d8	3.907	136	1679046	40.000	ng	0.00
41) Acenaphthene-d10	5.402	164	1034709	40.000	ng	0.00
65) Phenanthrene-d10	6.669	188	1857428	40.000	ng	0.00
81) Chrysene-d12	9.110	240	2082092	40.000	ng	0.00
88) Perylene-d12	11.418	264	2372597	40.000	ng	0.00
System Monitoring Compounds						
5) % 2-Fluorophenol	2.106	112	515376	35.166	ng	0.01
Spiked Amount 75.000	Range 30 - 130		Recovery =	46.89%		
6) % Phenol-d5	2.699	99	684728	41.176	ng	0.00
Spiked Amount 75.000	Range 30 - 130		Recovery =	54.91%		
21) % Nitrobenzene-d5	3.356	82	323017	27.307	ng	0.00
Spiked Amount 50.000	Range 30 - 130		Recovery =	54.62%		
44) % 2-Fluorobiphenyl	4.831	172	1058015	30.937	ng	0.00
Spiked Amount 50.000	Range 30 - 130		Recovery =	61.88%		
66) % 2,4,6-Tribromophenol	6.092	62	69143	42.765	ng	0.00
Spiked Amount 75.000	Range 30 - 130		Recovery =	57.03%		
80) % Terphenyl-d14	8.074	244	1425612	31.530	ng	0.00
Spiked Amount 50.000			Recovery =	63.06%		
Target Compounds						Qvalue

(#)out of range (m)manual integration reviewed by analyst (+)signals summed

Quantitation Report (QT Reviewed)

Data Path : H:\SV2017\CHEM25\07JUL\12\
Data File : 0712_16.D
Acq On : 12 Jul 2017 11:20 pm
Operator :
Client ID : BB-2/S-1
Lab ID : BY54991
ALS Vial : 9 Sample Multiplier: 1

Quant Time: Jul 13 09:14:22 2017
Quant Method : H:\SV2017\CHEM25\METHODS\SV_0630.M
Quant Title : Semivolatiles by GC/MS - EPA Method 625/8270
QLast Update : Thu Jul 13 09:10:41 2017
Response via : Initial Calibration



CLIENT ID

SEMIVOLATILE ORGANICS ANALYSIS DATA SHEET

BB-3/S-1

Client: NETC Lab: Phoenix Env. Labs

SDG No.: GBY54991 Lab Sample ID: BY54992

Sample wt/vol: 15.31 (g/mL) g Lab File ID: 0712_17.D

Concentrated Extract Volume: 1000 (uL) Date Received: 07/07/17

% Moisture: 14 Date Extracted: 07/12/17

Instrument: CHEM25 Inj. Vol. 1.0 (uL) Date Analyzed: 07/12/17

GPC Cleanup:(Y/N) N pH: Dilution Factor: 1

Matrix: (soil/water) Soil CONCENTRATION UNITS:(ug/L or ug/Kg) ug/Kg

CAS NO.	COMPOUND	CONC.	Q	MDL	PQL	R
62-75-9	N-Nitrosodimethylamine	270	U	110	270	r
110-86-1	Pyridine	270	U	93	270	r
108-95-2	Phenol	270	U	120	270	r
111-44-4	Bis(2-chloroethyl)ether	190	U	100	190	r
62-53-3	Aniline	300	U	300	300	r
95-57-8	2-Chlorophenol	270	U	110	270	r
541-73-1	1,3-Dichlorobenzene	270	U	110	270	r
106-46-7	1,4-Dichlorobenzene	270	U	110	270	r
95-50-1	1,2-Dichlorobenzene	270	U	110	270	r
95-48-7	2-Methylphenol (o-cresol)	270	U	180	270	r
39638-32-9	Bis(2-chloroisopropyl)ether	270	U	110	270	r
621-64-7	N-Nitrosodi-n-propylamine	190	U	120	190	r
HNX - M&P CRESOL	3&4-Methylphenol (m&p-cresol)	270	U	150	270	r
98-86-2	Acetophenone	270	U	120	270	r
67-72-1	Hexachloroethane	190	U	110	190	r
98-95-3	Nitrobenzene	190	U	130	190	r
78-59-1	Isophorone	190	U	110	190	r
88-75-5	2-Nitrophenol	270	U	240	270	r
105-67-9	2,4-Dimethylphenol	270	U	94	270	r
111-91-1	Bis(2-chloroethoxy)methane	270	U	100	270	r
65-85-0	Benzoic Acid	1900	U	760	1900	r
120-83-2	2,4-Dichlorophenol	190	U	130	190	r
120-82-1	1,2,4-Trichlorobenzene	270	U	110	270	r
91-20-3	Naphthalene	270	U	110	270	r
106-47-8	4-Chloroaniline	300	U	180	300	r
87-68-3	Hexachlorobutadiene	270	U	140	270	r
59-50-7	4-Chloro-3-methylphenol	270	U	130	270	r
91-57-6	2-Methylnaphthalene	270	U	110	270	r
77-47-4	Hexachlorocyclopentadiene	270	U	120	270	r
95-94-3	1,2,4,5-Tetrachlorobenzene	270	U	130	270	r
88-06-2	2,4,6-Trichlorophenol	190	U	120	190	r
95-95-4	2,4,5-Trichlorophenol	270	U	210	270	r
91-58-7	2-Chloronaphthalene	270	U	110	270	r
100-01-6	4-Nitroaniline	380	U	130	380	r
131-11-3	Dimethylphthalate	270	U	120	270	r
606-20-2	2,6-Dinitrotoluene	190	U	120	190	r

FORM I SV

r=Result Reported U=Not Detected D=Reported Dilution E/J=Estimated Value X=Not Used S=Lab Solvent

CLIENT ID

SEMIVOLATILE ORGANICS ANALYSIS DATA SHEET

BB-3/S-1

Client: NETC Lab: Phoenix Env. Labs

SDG No.: GBY54991 Lab Sample ID: BY54992

Sample wt/vol: 15.31 (g/mL) g Lab File ID: 0712_17.D

Concentrated Extract Volume: 1000 (uL) Date Received: 07/07/17

% Moisture: 14 Date Extracted: 07/12/17

Instrument: CHEM25 Inj. Vol. 1.0 (uL) Date Analyzed: 07/12/17

GPC Cleanup:(Y/N) N pH: Dilution Factor: 1

Matrix: (soil/water) Soil CONCENTRATION UNITS:(ug/L or ug/Kg) ug/Kg

CAS NO.	COMPOUND	CONC.	Q	MDL	PQL	R
208-96-8	Acenaphthylene	270	U	110	270	r
99-09-2	3-Nitroaniline	380	U	760	380	r
83-32-9	Acenaphthene	270	U	120	270	r
51-28-5	2,4-Dinitrophenol	270	U	270	270	r
132-64-9	Dibenzofuran	270	U	110	270	r
121-14-2	2,4-Dinitrotoluene	190	U	150	190	r
100-02-7	4-Nitrophenol	380	U	170	380	r
84-66-2	Diethyl phthalate	270	U	120	270	r
86-73-7	Fluorene	270	U	130	270	r
7005-72-3	4-Chlorophenyl phenyl ether	270	U	130	270	r
88-74-4	2-Nitroaniline	270	U	270	270	r
534-52-1	4,6-Dinitro-2-methylphenol	230	U	76	230	r
86-30-6	N-Nitrosodiphenylamine	270	U	150	270	r
122-66-7	Azobenzene	270	U	120	270	r
101-55-3	4-Bromophenyl phenyl ether	270	U	110	270	r
118-74-1	Hexachlorobenzene	190	U	110	190	r
87-86-5	Pentachlorophenol	230	U	140	230	r
82-68-8	Pentachloronitrobenzene	270	U	140	270	r
85-01-8	Phenanthrene	270	U	110	270	r
120-12-7	Anthracene	270	U	120	270	r
86-74-8	Carbazole	190	U	150	190	r
84-74-2	Di-n-butylphthalate	270	U	100	270	r
206-44-0	Fluoranthene	270	U	120	270	r
92-87-5	Benzidine	380	U	220	380	r
129-00-0	Pyrene	270	U	130	270	r
85-68-7	Benzyl butyl phthalate	270	U	98	270	r
117-81-7	Bis(2-ethylhexyl)phthalate	270	U	110	270	r
56-55-3	Benz(a)anthracene	270	U	130	270	r
218-01-9	Chrysene	270	U	130	270	r
117-84-0	Di-n-octylphthalate	270	U	98	270	r
91-94-1	3,3'-dichlorobenzidine	190	U	180	190	r
205-99-2	Benzo(b)fluoranthene	270	U	130	270	r
207-08-9	Benzo(k)fluoranthene	270	U	130	270	r
50-32-8	Benzo(a)pyrene	190	U	120	190	r
193-39-5	Indeno(1,2,3-cd)pyrene	270	U	130	270	r
53-70-3	Dibenz(a,h)anthracene	190	U	120	190	r

FORM I SV

r=Result Reported U=Not Detected D=Reported Dilution E/J=Estimated Value X=Not Used S=Lab Solvent

CLIENT ID

SEMIVOLATILE ORGANICS ANALYSIS DATA SHEET

BB-3/S-1

Client: NETC Lab: Phoenix Env. Labs

SDG No.: GBY54991 Lab Sample ID: BY54992

Sample wt/vol: 15.31 (g/mL) g Lab File ID: 0712_17.D

Concentrated Extract Volume: 1000 (uL) Date Received: 07/07/17

% Moisture: 14 Date Extracted: 07/12/17

Instrument: CHEM25 Inj. Vol. 1.0 (uL) Date Analyzed: 07/12/17

GPC Cleanup:(Y/N) N pH: Dilution Factor: 1

Matrix: (soil/water) Soil CONCENTRATION UNITS:(ug/L or ug/Kg) ug/Kg

CAS NO.	COMPOUND	CONC.	Q	MDL	PQL	R
191-24-2	Benzo(ghi)perylene	270	U	120	270	r

FORM I SV

r=Result Reported U=Not Detected D=Reported Dilution E/J=Estimated Value X=Not Used S=Lab Solvent

Quantitation Report (QT Reviewed)

Data Path : H:\SV2017\CHEM25\07JUL\12\
Data File : 0712_17.D
Acq On : 12 Jul 2017 11:42 pm
Operator :
Client ID : BB-3/S-1
Lab ID : BY54992
ALS Vial : 10 Sample Multiplier: 1

Quant Time: Jul 13 09:14:31 2017
Quant Method : H:\SV2017\CHEM25\METHODS\SV_0630.M
Quant Title : Semivolatiles by GC/MS - EPA Method 625/8270
QLast Update : Thu Jul 13 09:10:41 2017
Response via : Initial Calibration

Compound	R.T.	QIon	Response	Conc	Units	Dev(Min)
Internal Standards						
1) 1,4-Dichlorobenzene-d4	2.913	152	381126	40.000	ng	0.00
23) Naphthalene-d8	3.906	136	1340106	40.000	ng	0.00
41) Acenaphthene-d10	5.402	164	790466	40.000	ng	0.00
65) Phenanthrene-d10	6.668	188	1406451	40.000	ng	0.00
81) Chrysene-d12	9.110	240	1499383	40.000	ng	0.00
88) Perylene-d12	11.412	264	1742173	40.000	ng	-0.01
System Monitoring Compounds						
5) % 2-Fluorophenol	2.106	112	457676	38.838	ng	0.01
Spiked Amount 75.000	Range 30 - 130		Recovery =	51.79%		
6) % Phenol-d5	2.699	99	591342	44.224	ng	0.00
Spiked Amount 75.000	Range 30 - 130		Recovery =	58.96%		
21) % Nitrobenzene-d5	3.356	82	278821	29.313	ng	0.00
Spiked Amount 50.000	Range 30 - 130		Recovery =	58.62%		
44) % 2-Fluorobiphenyl	4.831	172	902049	34.526	ng	0.00
Spiked Amount 50.000	Range 30 - 130		Recovery =	69.06%		
66) % 2,4,6-Tribromophenol	6.091	62	59722	48.782	ng	0.00
Spiked Amount 75.000	Range 30 - 130		Recovery =	65.04%		
80) % Terphenyl-d14	8.068	244	1155997	33.765	ng	0.00
Spiked Amount 50.000			Recovery =	67.52%		
Target Compounds						Qvalue

(#)out of range (m)manual integration reviewed by analyst (+)signals summed

Quantitation Report (QT Reviewed)

Data Path : H:\SV2017\CHEM25\07JUL\12\
Data File : 0712_17.D
Acq On : 12 Jul 2017 11:42 pm
Operator :
Client ID : BB-3/S-1
Lab ID : BY54992
ALS Vial : 10 Sample Multiplier: 1

Quant Time: Jul 13 09:14:31 2017
Quant Method : H:\SV2017\CHEM25\METHODS\SV_0630.M
Quant Title : Semivolatiles by GC/MS - EPA Method 625/8270
QLast Update : Thu Jul 13 09:10:41 2017
Response via : Initial Calibration



CLIENT ID

SEMIVOLATILE ORGANICS ANALYSIS DATA SHEET

DB-2/S-1

Client: NETC Lab: Phoenix Env. Labs

SDG No.: GBY54991 Lab Sample ID: BY54993

Sample wt/vol: 15.11 (g/mL) g Lab File ID: 0712_18.D

Concentrated Extract Volume: 1000 (uL) Date Received: 07/07/17

% Moisture: 12 Date Extracted: 07/12/17

Instrument: CHEM25 Inj. Vol. 1.0 (uL) Date Analyzed: 07/13/17

GPC Cleanup:(Y/N) N pH: Dilution Factor: 1

Matrix: (soil/water) Soil CONCENTRATION UNITS:(ug/L or ug/Kg) ug/Kg

CAS NO.	COMPOUND	CONC.	Q	MDL	PQL	R
62-75-9	N-Nitrosodimethylamine	260	U	110	260	r
110-86-1	Pyridine	260	U	93	260	r
108-95-2	Phenol	260	U	120	260	r
111-44-4	Bis(2-chloroethyl)ether	190	U	100	190	r
62-53-3	Aniline	300	U	300	300	r
95-57-8	2-Chlorophenol	260	U	110	260	r
541-73-1	1,3-Dichlorobenzene	260	U	110	260	r
106-46-7	1,4-Dichlorobenzene	260	U	110	260	r
95-50-1	1,2-Dichlorobenzene	260	U	110	260	r
95-48-7	2-Methylphenol (o-cresol)	260	U	180	260	r
39638-32-9	Bis(2-chloroisopropyl)ether	260	U	100	260	r
621-64-7	N-Nitrosodi-n-propylamine	190	U	120	190	r
HNX - M&P CRESOI	3&4-Methylphenol (m&p-cresol)	260	U	150	260	r
98-86-2	Acetophenone	260	U	120	260	r
67-72-1	Hexachloroethane	190	U	110	190	r
98-95-3	Nitrobenzene	190	U	130	190	r
78-59-1	Isophorone	190	U	110	190	r
88-75-5	2-Nitrophenol	260	U	240	260	r
105-67-9	2,4-Dimethylphenol	260	U	93	260	r
111-91-1	Bis(2-chloroethoxy)methane	260	U	100	260	r
65-85-0	Benzoic Acid	1900	U	750	1900	r
120-83-2	2,4-Dichlorophenol	190	U	130	190	r
120-82-1	1,2,4-Trichlorobenzene	260	U	110	260	r
91-20-3	Naphthalene	260	U	110	260	r
106-47-8	4-Chloroaniline	300	U	180	300	r
87-68-3	Hexachlorobutadiene	260	U	140	260	r
59-50-7	4-Chloro-3-methylphenol	260	U	130	260	r
91-57-6	2-Methylnaphthalene	260	U	110	260	r
77-47-4	Hexachlorocyclopentadiene	260	U	120	260	r
95-94-3	1,2,4,5-Tetrachlorobenzene	260	U	130	260	r
88-06-2	2,4,6-Trichlorophenol	190	U	120	190	r
95-95-4	2,4,5-Trichlorophenol	260	U	210	260	r
91-58-7	2-Chloronaphthalene	260	U	110	260	r
100-01-6	4-Nitroaniline	380	U	130	380	r
131-11-3	Dimethylphthalate	260	U	120	260	r
606-20-2	2,6-Dinitrotoluene	190	U	120	190	r

FORM I SV

r=Result Reported U=Not Detected D=Reported Dilution E/J=Estimated Value X=Not Used S=Lab Solvent

CLIENT ID

SEMIVOLATILE ORGANICS ANALYSIS DATA SHEET

DB-2/S-1

Client: NETC Lab: Phoenix Env. Labs

SDG No.: GBY54991 Lab Sample ID: BY54993

Sample wt/vol: 15.11 (g/mL) g Lab File ID: 0712_18.D

Concentrated Extract Volume: 1000 (uL) Date Received: 07/07/17

% Moisture: 12 Date Extracted: 07/12/17

Instrument: CHEM25 Inj. Vol. 1.0 (uL) Date Analyzed: 07/13/17

GPC Cleanup:(Y/N) N pH: Dilution Factor: 1

Matrix: (soil/water) Soil CONCENTRATION UNITS:(ug/L or ug/Kg) ug/Kg

CAS NO.	COMPOUND	CONC.	Q	MDL	PQL	R
208-96-8	Acenaphthylene	260	U	110	260	r
99-09-2	3-Nitroaniline	380	U	750	380	r
83-32-9	Acenaphthene	260	U	110	260	r
51-28-5	2,4-Dinitrophenol	260	U	260	260	r
132-64-9	Dibenzofuran	260	U	110	260	r
121-14-2	2,4-Dinitrotoluene	190	U	150	190	r
100-02-7	4-Nitrophenol	380	U	170	380	r
84-66-2	Diethyl phthalate	260	U	120	260	r
86-73-7	Fluorene	260	U	120	260	r
7005-72-3	4-Chlorophenyl phenyl ether	260	U	130	260	r
88-74-4	2-Nitroaniline	260	U	260	260	r
534-52-1	4,6-Dinitro-2-methylphenol	230	U	75	230	r
86-30-6	N-Nitrosodiphenylamine	260	U	140	260	r
122-66-7	Azobenzene	260	U	120	260	r
101-55-3	4-Bromophenyl phenyl ether	260	U	110	260	r
118-74-1	Hexachlorobenzene	190	U	110	190	r
87-86-5	Pentachlorophenol	230	U	140	230	r
82-68-8	Pentachloronitrobenzene	260	U	140	260	r
85-01-8	Phenanthrene	260	U	110	260	r
120-12-7	Anthracene	260	U	120	260	r
86-74-8	Carbazole	190	U	150	190	r
84-74-2	Di-n-butylphthalate	260	U	100	260	r
206-44-0	Fluoranthene	260	U	120	260	r
92-87-5	Benzidine	380	U	220	380	r
129-00-0	Pyrene	260	U	130	260	r
85-68-7	Benzyl butyl phthalate	260	U	97	260	r
117-81-7	Bis(2-ethylhexyl)phthalate	260	U	110	260	r
56-55-3	Benz(a)anthracene	260	U	130	260	r
218-01-9	Chrysene	260	U	130	260	r
117-84-0	Di-n-octylphthalate	260	U	97	260	r
91-94-1	3,3'-dichlorobenzidine	190	U	180	190	r
205-99-2	Benzo(b)fluoranthene	260	U	130	260	r
207-08-9	Benzo(k)fluoranthene	260	U	120	260	r
50-32-8	Benzo(a)pyrene	190	U	120	190	r
193-39-5	Indeno(1,2,3-cd)pyrene	260	U	120	260	r
53-70-3	Dibenz(a,h)anthracene	190	U	120	190	r

FORM I SV

r=Result Reported U=Not Detected D=Reported Dilution E/J=Estimated Value X=Not Used S=Lab Solvent

CLIENT ID

SEMIVOLATILE ORGANICS ANALYSIS DATA SHEET

DB-2/S-1

Client: NETC Lab: Phoenix Env. Labs

SDG No.: GBY54991 Lab Sample ID: BY54993

Sample wt/vol: 15.11 (g/mL) g Lab File ID: 0712_18.D

Concentrated Extract Volume: 1000 (uL) Date Received: 07/07/17

% Moisture: 12 Date Extracted: 07/12/17

Instrument: CHEM25 Inj. Vol. 1.0 (uL) Date Analyzed: 07/13/17

GPC Cleanup:(Y/N) N pH: Dilution Factor: 1

Matrix: (soil/water) Soil CONCENTRATION UNITS:(ug/L or ug/Kg) ug/Kg

CAS NO.	COMPOUND	CONC.	Q	MDL	PQL	R
191-24-2	Benzo(ghi)perylene	260	U	120	260	r

FORM I SV

r=Result Reported U=Not Detected D=Reported Dilution E/J=Estimated Value X=Not Used S=Lab Solvent

Quantitation Report (QT Reviewed)

Data Path : H:\SV2017\CHEM25\07JUL\12\
Data File : 0712_18.D
Acq On : 13 Jul 2017 12:05 am
Operator :
Client ID : DB-2/S-1
Lab ID : BY54993
ALS Vial : 11 Sample Multiplier: 1

Quant Time: Jul 13 09:11:20 2017
Quant Method : H:\SV2017\CHEM25\METHODS\SV_0630.M
Quant Title : Semivolatiles by GC/MS - EPA Method 625/8270
QLast Update : Thu Jul 13 09:10:41 2017
Response via : Initial Calibration

Compound	R.T.	QIon	Response	Conc	Units	Dev(Min)
Internal Standards						
1) 1,4-Dichlorobenzene-d4	2.913	152	532234	40.000	ng	0.00
23) Naphthalene-d8	3.907	136	1932989	40.000	ng	0.00
41) Acenaphthene-d10	5.402	164	1173517	40.000	ng	0.00
65) Phenanthrene-d10	6.669	188	2056080	40.000	ng	0.00
81) Chrysene-d12	9.110	240	2179989	40.000	ng	0.00
88) Perylene-d12	11.418	264	2514269	40.000	ng	0.00
System Monitoring Compounds						
5) % 2-Fluorophenol	2.101	112	646418	39.280	ng	0.00
Spiked Amount 75.000	Range 30 - 130		Recovery =	52.37%		
6) % Phenol-d5	2.699	99	875695	46.896	ng	0.00
Spiked Amount 75.000	Range 30 - 130		Recovery =	62.53%		
21) % Nitrobenzene-d5	3.356	82	396342	29.838	ng	0.00
Spiked Amount 50.000	Range 30 - 130		Recovery =	59.68%		
44) % 2-Fluorobiphenyl	4.836	172	1311615	33.816	ng	0.00
Spiked Amount 50.000	Range 30 - 130		Recovery =	67.64%		
66) % 2,4,6-Tribromophenol	6.092	62	90937	50.810	ng	0.00
Spiked Amount 75.000	Range 30 - 130		Recovery =	67.75%		
80) % Terphenyl-d14	8.074	244	1657991	33.126	ng	0.00
Spiked Amount 50.000			Recovery =	66.26%		
Target Compounds						Qvalue

(#)out of range (m)manual integration reviewed by analyst (+)signals summed

Quantitation Report (QT Reviewed)

Data Path : H:\SV2017\CHEM25\07JUL\12\
Data File : 0712_18.D
Acq On : 13 Jul 2017 12:05 am
Operator :
Client ID : DB-2/S-1
Lab ID : BY54993
ALS Vial : 11 Sample Multiplier: 1

Quant Time: Jul 13 09:11:20 2017
Quant Method : H:\SV2017\CHEM25\METHODS\SV_0630.M
Quant Title : Semivolatiles by GC/MS - EPA Method 625/8270
QLast Update : Thu Jul 13 09:10:41 2017
Response via : Initial Calibration



CLIENT ID

SEMIVOLATILE ORGANICS ANALYSIS DATA SHEET

DB-1/S-2

Client: NETC Lab: Phoenix Env. Labs

SDG No.: GBY54991 Lab Sample ID: BY54994

Sample wt/vol: 15.03 (g/mL) g Lab File ID: 0712_19.D

Concentrated Extract Volume: 1000 (uL) Date Received: 07/07/17

% Moisture: 24 Date Extracted: 07/12/17

Instrument: CHEM25 Inj. Vol. 1.0 (uL) Date Analyzed: 07/13/17

GPC Cleanup:(Y/N) N pH: Dilution Factor: 1

Matrix: (soil/water) Soil CONCENTRATION UNITS:(ug/L or ug/Kg) ug/Kg

CAS NO.	COMPOUND	CONC.	Q	MDL	PQL	R
62-75-9	N-Nitrosodimethylamine	310	U	120	310	r
110-86-1	Pyridine	310	U	110	310	r
108-95-2	Phenol	310	U	140	310	r
111-44-4	Bis(2-chloroethyl)ether	220	U	120	220	r
62-53-3	Aniline	350	U	350	350	r
95-57-8	2-Chlorophenol	310	U	120	310	r
541-73-1	1,3-Dichlorobenzene	310	U	130	310	r
106-46-7	1,4-Dichlorobenzene	310	U	130	310	r
95-50-1	1,2-Dichlorobenzene	310	U	120	310	r
95-48-7	2-Methylphenol (o-cresol)	310	U	210	310	r
39638-32-9	Bis(2-chloroisopropyl)ether	310	U	120	310	r
621-64-7	N-Nitrosodi-n-propylamine	220	U	140	220	r
HNX - M&P CRESOL	3&4-Methylphenol (m&p-cresol)	310	U	170	310	r
98-86-2	Acetophenone	310	U	140	310	r
67-72-1	Hexachloroethane	220	U	130	220	r
98-95-3	Nitrobenzene	220	U	150	220	r
78-59-1	Isophorone	220	U	120	220	r
88-75-5	2-Nitrophenol	310	U	280	310	r
105-67-9	2,4-Dimethylphenol	310	U	110	310	r
111-91-1	Bis(2-chloroethoxy)methane	310	U	120	310	r
65-85-0	Benzoic Acid	2200	U	880	2200	r
120-83-2	2,4-Dichlorophenol	220	U	150	220	r
120-82-1	1,2,4-Trichlorobenzene	310	U	130	310	r
91-20-3	Naphthalene	310	U	130	310	r
106-47-8	4-Chloroaniline	350	U	200	350	r
87-68-3	Hexachlorobutadiene	310	U	160	310	r
59-50-7	4-Chloro-3-methylphenol	310	U	150	310	r
91-57-6	2-Methylnaphthalene	310	U	130	310	r
77-47-4	Hexachlorocyclopentadiene	310	U	130	310	r
95-94-3	1,2,4,5-Tetrachlorobenzene	310	U	150	310	r
88-06-2	2,4,6-Trichlorophenol	220	U	140	220	r
95-95-4	2,4,5-Trichlorophenol	310	U	240	310	r
91-58-7	2-Chloronaphthalene	310	U	120	310	r
100-01-6	4-Nitroaniline	440	U	150	440	r
131-11-3	Dimethylphthalate	310	U	140	310	r
606-20-2	2,6-Dinitrotoluene	220	U	140	220	r

FORM I SV

r=Result Reported U=Not Detected D=Reported Dilution E/J=Estimated Value X=Not Used S=Lab Solvent

CLIENT ID

SEMIVOLATILE ORGANICS ANALYSIS DATA SHEET

DB-1/S-2

Client: NETC Lab: Phoenix Env. Labs

SDG No.: GBY54991 Lab Sample ID: BY54994

Sample wt/vol: 15.03 (g/mL) g Lab File ID: 0712_19.D

Concentrated Extract Volume: 1000 (uL) Date Received: 07/07/17

% Moisture: 24 Date Extracted: 07/12/17

Instrument: CHEM25 Inj. Vol. 1.0 (uL) Date Analyzed: 07/13/17

GPC Cleanup:(Y/N) N pH: Dilution Factor: 1

Matrix: (soil/water) Soil CONCENTRATION UNITS:(ug/L or ug/Kg) ug/Kg

CAS NO.	COMPOUND	CONC.	Q	MDL	PQL	R
208-96-8	Acenaphthylene	310	U	120	310	r
99-09-2	3-Nitroaniline	440	U	880	440	r
83-32-9	Acenaphthene	310	U	130	310	r
51-28-5	2,4-Dinitrophenol	310	U	310	310	r
132-64-9	Dibenzofuran	310	U	130	310	r
121-14-2	2,4-Dinitrotoluene	220	U	170	220	r
100-02-7	4-Nitrophenol	440	U	200	440	r
84-66-2	Diethyl phthalate	310	U	140	310	r
86-73-7	Fluorene	310	U	140	310	r
7005-72-3	4-Chlorophenyl phenyl ether	310	U	150	310	r
88-74-4	2-Nitroaniline	310	U	310	310	r
534-52-1	4,6-Dinitro-2-methylphenol	260	U	88	260	r
86-30-6	N-Nitrosodiphenylamine	310	U	170	310	r
122-66-7	Azobenzene	310	U	140	310	r
101-55-3	4-Bromophenyl phenyl ether	310	U	130	310	r
118-74-1	Hexachlorobenzene	220	U	130	220	r
87-86-5	Pentachlorophenol	260	U	170	260	r
82-68-8	Pentachloronitrobenzene	310	U	160	310	r
85-01-8	Phenanthrene	310	U	130	310	r
120-12-7	Anthracene	310	U	140	310	r
86-74-8	Carbazole	220	U	180	220	r
84-74-2	Di-n-butylphthalate	310	U	120	310	r
206-44-0	Fluoranthene	310	U	140	310	r
92-87-5	Benzidine	440	U	260	440	r
129-00-0	Pyrene	310	U	150	310	r
85-68-7	Benzyl butyl phthalate	310	U	110	310	r
117-81-7	Bis(2-ethylhexyl)phthalate	310	U	130	310	r
56-55-3	Benz(a)anthracene	310	U	150	310	r
218-01-9	Chrysene	310	U	150	310	r
117-84-0	Di-n-octylphthalate	310	U	110	310	r
91-94-1	3,3'-dichlorobenzidine	220	U	210	220	r
205-99-2	Benzo(b)fluoranthene	310	U	150	310	r
207-08-9	Benzo(k)fluoranthene	310	U	150	310	r
50-32-8	Benzo(a)pyrene	220	U	140	220	r
193-39-5	Indeno(1,2,3-cd)pyrene	310	U	150	310	r
53-70-3	Dibenz(a,h)anthracene	220	U	140	220	r

FORM I SV

r=Result Reported U=Not Detected D=Reported Dilution E/J=Estimated Value X=Not Used S=Lab Solvent

CLIENT ID

SEMIVOLATILE ORGANICS ANALYSIS DATA SHEET

DB-1/S-2

Client: NETC Lab: Phoenix Env. Labs

SDG No.: GBY54991 Lab Sample ID: BY54994

Sample wt/vol: 15.03 (g/mL) g Lab File ID: 0712_19.D

Concentrated Extract Volume: 1000 (uL) Date Received: 07/07/17

% Moisture: 24 Date Extracted: 07/12/17

Instrument: CHEM25 Inj. Vol. 1.0 (uL) Date Analyzed: 07/13/17

GPC Cleanup:(Y/N) N pH: Dilution Factor: 1

Matrix: (soil/water) Soil CONCENTRATION UNITS:(ug/L or ug/Kg) ug/Kg

CAS NO.	COMPOUND	CONC.	Q	MDL	PQL	R
191-24-2	Benzo(ghi)perylene	310	U	140	310	r

FORM I SV

r=Result Reported U=Not Detected D=Reported Dilution E/J=Estimated Value X=Not Used S=Lab Solvent

Quantitation Report (QT Reviewed)

Data Path : H:\SV2017\CHEM25\07JUL\12\
Data File : 0712_19.D
Acq On : 13 Jul 2017 12:28 am
Operator :
Client ID : DB-1/S-2
Lab ID : BY54994
ALS Vial : 12 Sample Multiplier: 1

Quant Time: Jul 13 09:14:46 2017
Quant Method : H:\SV2017\CHEM25\METHODS\SV_0630.M
Quant Title : Semivolatiles by GC/MS - EPA Method 625/8270
QLast Update : Thu Jul 13 09:10:41 2017
Response via : Initial Calibration

Compound	R.T.	QIon	Response	Conc	Units	Dev(Min)
Internal Standards						
1) 1,4-Dichlorobenzene-d4	2.913	152	392155	40.000	ng	0.00
23) Naphthalene-d8	3.907	136	1342491	40.000	ng	0.00
41) Acenaphthene-d10	5.402	164	775772	40.000	ng	0.00
65) Phenanthrene-d10	6.668	188	1334072	40.000	ng	0.00
81) Chrysene-d12	9.110	240	1436376	40.000	ng	0.00
88) Perylene-d12	11.407	264	1685063	40.000	ng	-0.02
System Monitoring Compounds						
5) % 2-Fluorophenol	2.106	112	410280	33.837	ng	0.01
Spiked Amount 75.000	Range 30 - 130		Recovery =	45.12%		
6) % Phenol-d5	2.699	99	542438	39.426	ng	0.00
Spiked Amount 75.000	Range 30 - 130		Recovery =	52.57%		
21) % Nitrobenzene-d5	3.356	82	218896	22.366	ng	0.00
Spiked Amount 50.000	Range 30 - 130		Recovery =	44.74%		
44) % 2-Fluorobiphenyl	4.831	172	752150	29.334	ng	0.00
Spiked Amount 50.000	Range 30 - 130		Recovery =	58.66%		
66) % 2,4,6-Tribromophenol	6.092	62	52243	44.988	ng	0.00
Spiked Amount 75.000	Range 30 - 130		Recovery =	59.99%		
80) % Terphenyl-d14	8.068	244	1054954	32.485	ng	0.00
Spiked Amount 50.000			Recovery =	64.98%		
Target Compounds						Qvalue

(#)out of range (m)manual integration reviewed by analyst (+)signals summed

Quantitation Report (QT Reviewed)

Data Path : H:\SV2017\CHEM25\07JUL\12\
Data File : 0712_19.D
Acq On : 13 Jul 2017 12:28 am
Operator :
Client ID : DB-1/S-2
Lab ID : BY54994
ALS Vial : 12 Sample Multiplier: 1

Quant Time: Jul 13 09:14:46 2017
Quant Method : H:\SV2017\CHEM25\METHODS\SV_0630.M
Quant Title : Semivolatiles by GC/MS - EPA Method 625/8270
QLast Update : Thu Jul 13 09:10:41 2017
Response via : Initial Calibration



CLIENT ID

SEMIVOLATILE ORGANICS ANALYSIS DATA SHEET

USB-1/S-1

Client: NETC Lab: Phoenix Env. Labs

SDG No.: GBY54991 Lab Sample ID: BY54995

Sample wt/vol: 15.22 (g/mL) g Lab File ID: 0712_20.D

Concentrated Extract Volume: 1000 (uL) Date Received: 07/07/17

% Moisture: 15 Date Extracted: 07/12/17

Instrument: CHEM25 Inj. Vol. 1.0 (uL) Date Analyzed: 07/13/17

GPC Cleanup:(Y/N) N pH: Dilution Factor: 1

Matrix: (soil/water) Soil CONCENTRATION UNITS:(ug/L or ug/Kg) ug/Kg

CAS NO.	COMPOUND	CONC.	Q	MDL	PQL	R
62-75-9	N-Nitrosodimethylamine	270	U	110	270	r
110-86-1	Pyridine	270	U	95	270	r
108-95-2	Phenol	270	U	120	270	r
111-44-4	Bis(2-chloroethyl)ether	190	U	100	190	r
62-53-3	Aniline	310	U	310	310	r
95-57-8	2-Chlorophenol	270	U	110	270	r
541-73-1	1,3-Dichlorobenzene	270	U	110	270	r
106-46-7	1,4-Dichlorobenzene	270	U	110	270	r
95-50-1	1,2-Dichlorobenzene	270	U	110	270	r
95-48-7	2-Methylphenol (o-cresol)	270	U	180	270	r
39638-32-9	Bis(2-chloroisopropyl)ether	270	U	110	270	r
621-64-7	N-Nitrosodi-n-propylamine	190	U	130	190	r
HNX - M&P CRESOI	3&4-Methylphenol (m&p-cresol)	270	U	150	270	r
98-86-2	Acetophenone	270	U	120	270	r
67-72-1	Hexachloroethane	190	U	120	190	r
98-95-3	Nitrobenzene	190	U	140	190	r
78-59-1	Isophorone	190	U	110	190	r
88-75-5	2-Nitrophenol	270	U	250	270	r
105-67-9	2,4-Dimethylphenol	270	U	96	270	r
111-91-1	Bis(2-chloroethoxy)methane	270	U	110	270	r
65-85-0	Benzoic Acid	1900	U	770	1900	r
120-83-2	2,4-Dichlorophenol	190	U	140	190	r
120-82-1	1,2,4-Trichlorobenzene	270	U	120	270	r
91-20-3	Naphthalene	270	U	110	270	r
106-47-8	4-Chloroaniline	310	U	180	310	r
87-68-3	Hexachlorobutadiene	270	U	140	270	r
59-50-7	4-Chloro-3-methylphenol	270	U	140	270	r
91-57-6	2-Methylnaphthalene	270	U	120	270	r
77-47-4	Hexachlorocyclopentadiene	270	U	120	270	r
95-94-3	1,2,4,5-Tetrachlorobenzene	270	U	140	270	r
88-06-2	2,4,6-Trichlorophenol	190	U	120	190	r
95-95-4	2,4,5-Trichlorophenol	270	U	210	270	r
91-58-7	2-Chloronaphthalene	270	U	110	270	r
100-01-6	4-Nitroaniline	390	U	130	390	r
131-11-3	Dimethylphthalate	270	U	120	270	r
606-20-2	2,6-Dinitrotoluene	190	U	120	190	r

FORM I SV

r=Result Reported U=Not Detected D=Reported Dilution E/J=Estimated Value X=Not Used S=Lab Solvent

CLIENT ID

SEMIVOLATILE ORGANICS ANALYSIS DATA SHEET

USB-1/S-1

Client: NETC Lab: Phoenix Env. Labs

SDG No.: GBY54991 Lab Sample ID: BY54995

Sample wt/vol: 15.22 (g/mL) g Lab File ID: 0712_20.D

Concentrated Extract Volume: 1000 (uL) Date Received: 07/07/17

% Moisture: 15 Date Extracted: 07/12/17

Instrument: CHEM25 Inj. Vol. 1.0 (uL) Date Analyzed: 07/13/17

GPC Cleanup:(Y/N) N pH: Dilution Factor: 1

Matrix: (soil/water) Soil CONCENTRATION UNITS:(ug/L or ug/Kg) ug/Kg

CAS NO.	COMPOUND	CONC.	Q	MDL	PQL	R
208-96-8	Acenaphthylene	270	U	110	270	r
99-09-2	3-Nitroaniline	390	U	770	390	r
83-32-9	Acenaphthene	270	U	120	270	r
51-28-5	2,4-Dinitrophenol	270	U	270	270	r
132-64-9	Dibenzofuran	270	U	110	270	r
121-14-2	2,4-Dinitrotoluene	190	U	150	190	r
100-02-7	4-Nitrophenol	390	U	170	390	r
84-66-2	Diethyl phthalate	270	U	120	270	r
86-73-7	Fluorene	270	U	130	270	r
7005-72-3	4-Chlorophenyl phenyl ether	270	U	130	270	r
88-74-4	2-Nitroaniline	270	U	270	270	r
534-52-1	4,6-Dinitro-2-methylphenol	230	U	77	230	r
86-30-6	N-Nitrosodiphenylamine	270	U	150	270	r
122-66-7	Azobenzene	270	U	130	270	r
101-55-3	4-Bromophenyl phenyl ether	270	U	110	270	r
118-74-1	Hexachlorobenzene	190	U	110	190	r
87-86-5	Pentachlorophenol	230	U	150	230	r
82-68-8	Pentachloronitrobenzene	270	U	140	270	r
85-01-8	Phenanthrene	270	U	110	270	r
120-12-7	Anthracene	270	U	130	270	r
86-74-8	Carbazole	190	U	150	190	r
84-74-2	Di-n-butylphthalate	270	U	100	270	r
206-44-0	Fluoranthene	270	U	130	270	r
92-87-5	Benzidine	390	U	230	390	r
129-00-0	Pyrene	270	U	130	270	r
85-68-7	Benzyl butyl phthalate	270	U	100	270	r
117-81-7	Bis(2-ethylhexyl)phthalate	270	U	110	270	r
56-55-3	Benz(a)anthracene	270	U	130	270	r
218-01-9	Chrysene	270	U	130	270	r
117-84-0	Di-n-octylphthalate	270	U	100	270	r
91-94-1	3,3'-dichlorobenzidine	190	U	180	190	r
205-99-2	Benzo(b)fluoranthene	270	U	130	270	r
207-08-9	Benzo(k)fluoranthene	270	U	130	270	r
50-32-8	Benzo(a)pyrene	190	U	130	190	r
193-39-5	Indeno(1,2,3-cd)pyrene	270	U	130	270	r
53-70-3	Dibenz(a,h)anthracene	190	U	130	190	r

FORM I SV

r=Result Reported U=Not Detected D=Reported Dilution E/J=Estimated Value X=Not Used S=Lab Solvent

CLIENT ID

SEMIVOLATILE ORGANICS ANALYSIS DATA SHEET

USB-1/S-1

Client: NETC Lab: Phoenix Env. Labs

SDG No.: GBY54991 Lab Sample ID: BY54995

Sample wt/vol: 15.22 (g/mL) g Lab File ID: 0712_20.D

Concentrated Extract Volume: 1000 (uL) Date Received: 07/07/17

% Moisture: 15 Date Extracted: 07/12/17

Instrument: CHEM25 Inj. Vol. 1.0 (uL) Date Analyzed: 07/13/17

GPC Cleanup:(Y/N) N pH: Dilution Factor: 1

Matrix: (soil/water) Soil CONCENTRATION UNITS:(ug/L or ug/Kg) ug/Kg

CAS NO.	COMPOUND	CONC.	Q	MDL	PQL	R
191-24-2	Benzo(ghi)perylene	270	U	130	270	r

FORM I SV

r=Result Reported U=Not Detected D=Reported Dilution E/J=Estimated Value X=Not Used S=Lab Solvent

Quantitation Report (QT Reviewed)

Data Path : H:\SV2017\CHEM25\07JUL\12\
Data File : 0712_20.D
Acq On : 13 Jul 2017 12:50 am
Operator :
Client ID : USB-1/S-1
Lab ID : BY54995
ALS Vial : 13 Sample Multiplier: 1

Quant Time: Jul 13 09:14:58 2017
Quant Method : H:\SV2017\CHEM25\METHODS\SV_0630.M
Quant Title : Semivolatiles by GC/MS - EPA Method 625/8270
QLast Update : Thu Jul 13 09:10:41 2017
Response via : Initial Calibration

Compound	R.T.	QIon	Response	Conc	Units	Dev(Min)
Internal Standards						
1) 1,4-Dichlorobenzene-d4	2.913	152	578609	40.000	ng	0.00
23) Naphthalene-d8	3.907	136	2170783	40.000	ng	0.00
41) Acenaphthene-d10	5.402	164	1337412	40.000	ng	0.00
65) Phenanthrene-d10	6.669	188	2334262	40.000	ng	0.00
81) Chrysene-d12	9.115	240	2524665	40.000	ng	0.00
88) Perylene-d12	11.428	264	2941555	40.000	ng	0.00
System Monitoring Compounds						
5) % 2-Fluorophenol	2.112	112	688436	38.481	ng	0.02
Spiked Amount 75.000	Range 30 - 130		Recovery =	51.31%		
6) % Phenol-d5	2.705	99	958930	47.238	ng	0.00
Spiked Amount 75.000	Range 30 - 130		Recovery =	62.99%		
21) % Nitrobenzene-d5	3.356	82	466709	32.320	ng	0.00
Spiked Amount 50.000	Range 30 - 130		Recovery =	64.64%		
44) % 2-Fluorobiphenyl	4.836	172	1467353	33.195	ng	0.00
Spiked Amount 50.000	Range 30 - 130		Recovery =	66.40%		
66) % 2,4,6-Tribromophenol	6.092	62	95184	46.845	ng	0.00
Spiked Amount 75.000	Range 30 - 130		Recovery =	62.47%		
80) % Terphenyl-d14	8.074	244	1844552	32.462	ng	0.00
Spiked Amount 50.000			Recovery =	64.92%		
Target Compounds						Qvalue

(#)out of range (m)manual integration reviewed by analyst (+)signals summed

Quantitation Report (QT Reviewed)

Data Path : H:\SV2017\CHEM25\07JUL\12\
Data File : 0712_20.D
Acq On : 13 Jul 2017 12:50 am
Operator :
Client ID : USB-1/S-1
Lab ID : BY54995
ALS Vial : 13 Sample Multiplier: 1

Quant Time: Jul 13 09:14:58 2017
Quant Method : H:\SV2017\CHEM25\METHODS\SV_0630.M
Quant Title : Semivolatiles by GC/MS - EPA Method 625/8270
QLast Update : Thu Jul 13 09:10:41 2017
Response via : Initial Calibration



1

CLIENT ID

SEMIVOLATILE ORGANICS ANALYSIS DATA SHEET

USB-1/S-3

Client: NETC Lab: Phoenix Env. Labs

SDG No.: GBY54991 Lab Sample ID: BY54996

Sample wt/vol: 15.00 (g/mL) g Lab File ID: 0712_21.D

Concentrated Extract Volume: 1000 (uL) Date Received: 07/07/17

% Moisture: 20 Date Extracted: 07/12/17

Instrument: CHEM25 Inj. Vol. 1.0 (uL) Date Analyzed: 07/13/17

GPC Cleanup:(Y/N) N pH: Dilution Factor: 1

Matrix: (soil/water) Soil CONCENTRATION UNITS:(ug/L or ug/Kg) ug/Kg

CAS NO.	COMPOUND	CONC.	Q	MDL	PQL	R
62-75-9	N-Nitrosodimethylamine	290	U	120	290	r
110-86-1	Pyridine	290	U	100	290	r
108-95-2	Phenol	290	U	130	290	r
111-44-4	Bis(2-chloroethyl)ether	210	U	110	210	r
62-53-3	Aniline	330	U	330	330	r
95-57-8	2-Chlorophenol	290	U	120	290	r
541-73-1	1,3-Dichlorobenzene	290	U	120	290	r
106-46-7	1,4-Dichlorobenzene	290	U	120	290	r
95-50-1	1,2-Dichlorobenzene	290	U	120	290	r
95-48-7	2-Methylphenol (o-cresol)	290	U	200	290	r
39638-32-9	Bis(2-chloroisopropyl)ether	290	U	120	290	r
621-64-7	N-Nitrosodi-n-propylamine	210	U	140	210	r
HNX - M&P CRESOI	3&4-Methylphenol (m&p-cresol)	290	U	160	290	r
98-86-2	Acetophenone	290	U	130	290	r
67-72-1	Hexachloroethane	210	U	130	210	r
98-95-3	Nitrobenzene	210	U	150	210	r
78-59-1	Isophorone	210	U	120	210	r
88-75-5	2-Nitrophenol	290	U	260	290	r
105-67-9	2,4-Dimethylphenol	290	U	100	290	r
111-91-1	Bis(2-chloroethoxy)methane	290	U	120	290	r
65-85-0	Benzoic Acid	2100	U	830	2100	r
120-83-2	2,4-Dichlorophenol	210	U	150	210	r
120-82-1	1,2,4-Trichlorobenzene	290	U	130	290	r
91-20-3	Naphthalene	290	U	120	290	r
106-47-8	4-Chloroaniline	330	U	190	330	r
87-68-3	Hexachlorobutadiene	290	U	150	290	r
59-50-7	4-Chloro-3-methylphenol	290	U	150	290	r
91-57-6	2-Methylnaphthalene	290	U	120	290	r
77-47-4	Hexachlorocyclopentadiene	290	U	130	290	r
95-94-3	1,2,4,5-Tetrachlorobenzene	290	U	150	290	r
88-06-2	2,4,6-Trichlorophenol	210	U	130	210	r
95-95-4	2,4,5-Trichlorophenol	290	U	230	290	r
91-58-7	2-Chloronaphthalene	290	U	120	290	r
100-01-6	4-Nitroaniline	420	U	140	420	r
131-11-3	Dimethylphthalate	290	U	130	290	r
606-20-2	2,6-Dinitrotoluene	210	U	130	210	r

FORM I SV

r=Result Reported U=Not Detected D=Reported Dilution E/J=Estimated Value X=Not Used S=Lab Solvent

CLIENT ID

SEMIVOLATILE ORGANICS ANALYSIS DATA SHEET

USB-1/S-3

Client: NETC Lab: Phoenix Env. Labs

SDG No.: GBY54991 Lab Sample ID: BY54996

Sample wt/vol: 15.00 (g/mL) g Lab File ID: 0712_21.D

Concentrated Extract Volume: 1000 (uL) Date Received: 07/07/17

% Moisture: 20 Date Extracted: 07/12/17

Instrument: CHEM25 Inj. Vol. 1.0 (uL) Date Analyzed: 07/13/17

GPC Cleanup:(Y/N) N pH: Dilution Factor: 1

Matrix: (soil/water) Soil CONCENTRATION UNITS:(ug/L or ug/Kg) ug/Kg

CAS NO.	COMPOUND	CONC.	Q	MDL	PQL	R
208-96-8	Acenaphthylene	290	U	120	290	r
99-09-2	3-Nitroaniline	420	U	830	420	r
83-32-9	Acenaphthene	290	U	130	290	r
51-28-5	2,4-Dinitrophenol	290	U	290	290	r
132-64-9	Dibenzofuran	290	U	120	290	r
121-14-2	2,4-Dinitrotoluene	210	U	160	210	r
100-02-7	4-Nitrophenol	420	U	190	420	r
84-66-2	Diethyl phthalate	290	U	130	290	r
86-73-7	Fluorene	290	U	140	290	r
7005-72-3	4-Chlorophenyl phenyl ether	290	U	140	290	r
88-74-4	2-Nitroaniline	290	U	290	290	r
534-52-1	4,6-Dinitro-2-methylphenol	250	U	83	250	r
86-30-6	N-Nitrosodiphenylamine	290	U	160	290	r
122-66-7	Azobenzene	290	U	140	290	r
101-55-3	4-Bromophenyl phenyl ether	290	U	120	290	r
118-74-1	Hexachlorobenzene	210	U	120	210	r
87-86-5	Pentachlorophenol	250	U	160	250	r
82-68-8	Pentachloronitrobenzene	290	U	160	290	r
85-01-8	Phenanthrene	290	U	120	290	r
120-12-7	Anthracene	290	U	140	290	r
86-74-8	Carbazole	210	U	170	210	r
84-74-2	Di-n-butylphthalate	290	U	110	290	r
206-44-0	Fluoranthene	290	U	140	290	r
92-87-5	Benzidine	420	U	250	420	r
129-00-0	Pyrene	290	U	140	290	r
85-68-7	Benzyl butyl phthalate	290	U	110	290	r
117-81-7	Bis(2-ethylhexyl)phthalate	290	U	120	290	r
56-55-3	Benz(a)anthracene	290	U	140	290	r
218-01-9	Chrysene	290	U	140	290	r
117-84-0	Di-n-octylphthalate	290	U	110	290	r
91-94-1	3,3'-dichlorobenzidine	210	U	200	210	r
205-99-2	Benzo(b)fluoranthene	290	U	140	290	r
207-08-9	Benzo(k)fluoranthene	290	U	140	290	r
50-32-8	Benzo(a)pyrene	210	U	140	210	r
193-39-5	Indeno(1,2,3-cd)pyrene	290	U	140	290	r
53-70-3	Dibenz(a,h)anthracene	210	U	140	210	r

FORM I SV

r=Result Reported U=Not Detected D=Reported Dilution E/J=Estimated Value X=Not Used S=Lab Solvent

CLIENT ID

SEMIVOLATILE ORGANICS ANALYSIS DATA SHEET

USB-1/S-3

Client: NETC Lab: Phoenix Env. Labs

SDG No.: GBY54991 Lab Sample ID: BY54996

Sample wt/vol: 15.00 (g/mL) g Lab File ID: 0712_21.D

Concentrated Extract Volume: 1000 (uL) Date Received: 07/07/17

% Moisture: 20 Date Extracted: 07/12/17

Instrument: CHEM25 Inj. Vol. 1.0 (uL) Date Analyzed: 07/13/17

GPC Cleanup:(Y/N) N pH: Dilution Factor: 1

Matrix: (soil/water) Soil CONCENTRATION UNITS:(ug/L or ug/Kg) ug/Kg

CAS NO.	COMPOUND	CONC.	Q	MDL	PQL	R
191-24-2	Benzo(ghi)perylene	290	U	140	290	r

FORM I SV

r=Result Reported U=Not Detected D=Reported Dilution E/J=Estimated Value X=Not Used S=Lab Solvent

Quantitation Report (QT Reviewed)

Data Path : H:\SV2017\CHEM25\07JUL\12\
Data File : 0712_21.D
Acq On : 13 Jul 2017 1:13 am
Operator :
Client ID : USB-1/S-3
Lab ID : BY54996
ALS Vial : 14 Sample Multiplier: 1

Quant Time: Jul 13 09:15:12 2017
Quant Method : H:\SV2017\CHEM25\METHODS\SV_0630.M
Quant Title : Semivolatiles by GC/MS - EPA Method 625/8270
QLast Update : Thu Jul 13 09:10:41 2017
Response via : Initial Calibration

Compound	R.T.	QIon	Response	Conc	Units	Dev(Min)
Internal Standards						
1) 1,4-Dichlorobenzene-d4	2.913	152	664433	40.000	ng	0.00
23) Naphthalene-d8	3.907	136	2422137	40.000	ng	0.00
41) Acenaphthene-d10	5.408	164	1474626	40.000	ng	0.00
65) Phenanthrene-d10	6.668	188	2555812	40.000	ng	0.00
81) Chrysene-d12	9.115	240	2666713	40.000	ng	0.00
88) Perylene-d12	11.428	264	3108052	40.000	ng	0.00
System Monitoring Compounds						
5) % 2-Fluorophenol	2.106	112	771873	37.572	ng	0.01
Spiked Amount 75.000	Range 30 - 130		Recovery =	50.09%		
6) % Phenol-d5	2.705	99	1045808	44.863	ng	0.00
Spiked Amount 75.000	Range 30 - 130		Recovery =	59.81%		
21) % Nitrobenzene-d5	3.356	82	475100	28.651	ng	0.00
Spiked Amount 50.000	Range 30 - 130		Recovery =	57.30%		
44) % 2-Fluorobiphenyl	4.836	172	1545443	31.709	ng	0.00
Spiked Amount 50.000	Range 30 - 130		Recovery =	63.42%		
66) % 2,4,6-Tribromophenol	6.092	62	102688	46.158	ng	0.00
Spiked Amount 75.000	Range 30 - 130		Recovery =	61.55%		
80) % Terphenyl-d14	8.073	244	1806692	29.039	ng	0.00
Spiked Amount 50.000			Recovery =	58.08%		
Target Compounds						Qvalue

(#)out of range (m)manual integration reviewed by analyst (+)signals summed

Quantitation Report (QT Reviewed)

Data Path : H:\SV2017\CHEM25\07JUL\12\
Data File : 0712_21.D
Acq On : 13 Jul 2017 1:13 am
Operator :
Client ID : USB-1/S-3
Lab ID : BY54996
ALS Vial : 14 Sample Multiplier: 1

Quant Time: Jul 13 09:15:12 2017
Quant Method : H:\SV2017\CHEM25\METHODS\SV_0630.M
Quant Title : Semivolatiles by GC/MS - EPA Method 625/8270
QLast Update : Thu Jul 13 09:10:41 2017
Response via : Initial Calibration



CLIENT ID

SEMIVOLATILE ORGANICS ANALYSIS DATA SHEET

USB-2/S-2

Client: NETC Lab: Phoenix Env. Labs

SDG No.: GBY54991 Lab Sample ID: BY54997

Sample wt/vol: 15.07 (g/mL) g Lab File ID: 0712_22.D

Concentrated Extract Volume: 1000 (uL) Date Received: 07/07/17

% Moisture: 16 Date Extracted: 07/12/17

Instrument: CHEM25 Inj. Vol. 1.0 (uL) Date Analyzed: 07/13/17

GPC Cleanup:(Y/N) N pH: Dilution Factor: 1

Matrix: (soil/water) Soil CONCENTRATION UNITS:(ug/L or ug/Kg) ug/Kg

CAS NO.	COMPOUND	CONC.	Q	MDL	PQL	R
62-75-9	N-Nitrosodimethylamine	280	U	110	280	r
110-86-1	Pyridine	280	U	97	280	r
108-95-2	Phenol	280	U	130	280	r
111-44-4	Bis(2-chloroethyl)ether	200	U	110	200	r
62-53-3	Aniline	320	U	320	320	r
95-57-8	2-Chlorophenol	280	U	110	280	r
541-73-1	1,3-Dichlorobenzene	280	U	120	280	r
106-46-7	1,4-Dichlorobenzene	280	U	120	280	r
95-50-1	1,2-Dichlorobenzene	280	U	110	280	r
95-48-7	2-Methylphenol (o-cresol)	280	U	190	280	r
39638-32-9	Bis(2-chloroisopropyl)ether	280	U	110	280	r
621-64-7	N-Nitrosodi-n-propylamine	200	U	130	200	r
HNX - M&P CRESOI	3&4-Methylphenol (m&p-cresol)	280	U	160	280	r
98-86-2	Acetophenone	280	U	120	280	r
67-72-1	Hexachloroethane	200	U	120	200	r
98-95-3	Nitrobenzene	200	U	140	200	r
78-59-1	Isophorone	200	U	110	200	r
88-75-5	2-Nitrophenol	280	U	250	280	r
105-67-9	2,4-Dimethylphenol	280	U	98	280	r
111-91-1	Bis(2-chloroethoxy)methane	280	U	110	280	r
65-85-0	Benzoic Acid	2000	U	790	2000	r
120-83-2	2,4-Dichlorophenol	200	U	140	200	r
120-82-1	1,2,4-Trichlorobenzene	280	U	120	280	r
91-20-3	Naphthalene	280	U	110	280	r
106-47-8	4-Chloroaniline	320	U	180	320	r
87-68-3	Hexachlorobutadiene	280	U	140	280	r
59-50-7	4-Chloro-3-methylphenol	280	U	140	280	r
91-57-6	2-Methylnaphthalene	280	U	120	280	r
77-47-4	Hexachlorocyclopentadiene	280	U	120	280	r
95-94-3	1,2,4,5-Tetrachlorobenzene	280	U	140	280	r
88-06-2	2,4,6-Trichlorophenol	200	U	130	200	r
95-95-4	2,4,5-Trichlorophenol	280	U	220	280	r
91-58-7	2-Chloronaphthalene	280	U	110	280	r
100-01-6	4-Nitroaniline	390	U	130	390	r
131-11-3	Dimethylphthalate	280	U	120	280	r
606-20-2	2,6-Dinitrotoluene	200	U	120	200	r

FORM I SV

r=Result Reported U=Not Detected D=Reported Dilution E/J=Estimated Value X=Not Used S=Lab Solvent

CLIENT ID

SEMIVOLATILE ORGANICS ANALYSIS DATA SHEET

USB-2/S-2

Client: NETC Lab: Phoenix Env. Labs

SDG No.: GBY54991 Lab Sample ID: BY54997

Sample wt/vol: 15.07 (g/mL) g Lab File ID: 0712_22.D

Concentrated Extract Volume: 1000 (uL) Date Received: 07/07/17

% Moisture: 16 Date Extracted: 07/12/17

Instrument: CHEM25 Inj. Vol. 1.0 (uL) Date Analyzed: 07/13/17

GPC Cleanup:(Y/N) N pH: Dilution Factor: 1

Matrix: (soil/water) Soil CONCENTRATION UNITS:(ug/L or ug/Kg) ug/Kg

CAS NO.	COMPOUND	CONC.	Q	MDL	PQL	R
208-96-8	Acenaphthylene	280	U	110	280	r
99-09-2	3-Nitroaniline	390	U	790	390	r
83-32-9	Acenaphthene	280	U	120	280	r
51-28-5	2,4-Dinitrophenol	280	U	280	280	r
132-64-9	Dibenzofuran	280	U	120	280	r
121-14-2	2,4-Dinitrotoluene	200	U	160	200	r
100-02-7	4-Nitrophenol	390	U	180	390	r
84-66-2	Diethyl phthalate	280	U	120	280	r
86-73-7	Fluorene	280	U	130	280	r
7005-72-3	4-Chlorophenyl phenyl ether	280	U	130	280	r
88-74-4	2-Nitroaniline	280	U	280	280	r
534-52-1	4,6-Dinitro-2-methylphenol	240	U	79	240	r
86-30-6	N-Nitrosodiphenylamine	280	U	150	280	r
122-66-7	Azobenzene	280	U	130	280	r
101-55-3	4-Bromophenyl phenyl ether	280	U	120	280	r
118-74-1	Hexachlorobenzene	200	U	120	200	r
87-86-5	Pentachlorophenol	240	U	150	240	r
82-68-8	Pentachloronitrobenzene	280	U	150	280	r
85-01-8	Phenanthrene	370		110	280	r
120-12-7	Anthracene	280	U	130	280	r
86-74-8	Carbazole	200	U	160	200	r
84-74-2	Di-n-butylphthalate	280	U	110	280	r
206-44-0	Fluoranthene	710		130	280	r
92-87-5	Benzidine	390	U	230	390	r
129-00-0	Pyrene	680		140	280	r
85-68-7	Benzyl butyl phthalate	280	U	100	280	r
117-81-7	Bis(2-ethylhexyl)phthalate	280	U	110	280	r
56-55-3	Benz(a)anthracene	340		130	280	r
218-01-9	Chrysene	390		130	280	r
117-84-0	Di-n-octylphthalate	280	U	100	280	r
91-94-1	3,3'-dichlorobenzidine	200	U	190	200	r
205-99-2	Benzo(b)fluoranthene	290		140	280	r
207-08-9	Benzo(k)fluoranthene	310		130	280	r
50-32-8	Benzo(a)pyrene	340		130	200	r
193-39-5	Indeno(1,2,3-cd)pyrene	270	J	130	280	r
53-70-3	Dibenz(a,h)anthracene	200	U	130	200	r

FORM I SV

r=Result Reported U=Not Detected D=Reported Dilution E/J=Estimated Value X=Not Used S=Lab Solvent

CLIENT ID

SEMIVOLATILE ORGANICS ANALYSIS DATA SHEET

USB-2/S-2

Client: NETC Lab: Phoenix Env. Labs

SDG No.: GBY54991 Lab Sample ID: BY54997

Sample wt/vol: 15.07 (g/mL) g Lab File ID: 0712_22.D

Concentrated Extract Volume: 1000 (uL) Date Received: 07/07/17

% Moisture: 16 Date Extracted: 07/12/17

Instrument: CHEM25 Inj. Vol. 1.0 (uL) Date Analyzed: 07/13/17

GPC Cleanup:(Y/N) N pH: Dilution Factor: 1

Matrix: (soil/water) Soil CONCENTRATION UNITS:(ug/L or ug/Kg) ug/Kg

CAS NO.	COMPOUND	CONC.	Q	MDL	PQL	R
191-24-2	Benzo(ghi)perylene	270	J	130	280	r

FORM I SV

r=Result Reported U=Not Detected D=Reported Dilution E/J=Estimated Value X=Not Used S=Lab Solvent

Quantitation Report (QT Reviewed)

Data Path : H:\SV2017\CHEM25\07JUL\12\
Data File : 0712_22.D
Acq On : 13 Jul 2017 1:36 am
Operator :
Client ID : USB-2/S-2
Lab ID : BY54997
ALS Vial : 15 Sample Multiplier: 1

Quant Time: Jul 13 09:15:21 2017
Quant Method : H:\SV2017\CHEM25\METHODS\SV_0630.M
Quant Title : Semivolatiles by GC/MS - EPA Method 625/8270
QLast Update : Thu Jul 13 09:10:41 2017
Response via : Initial Calibration

Compound	R.T.	QIon	Response	Conc	Units		Dev(Min)
Internal Standards							
1) 1,4-Dichlorobenzene-d4	2.913	152	548166	40.000	ng		0.00
23) Naphthalene-d8	3.906	136	1997832	40.000	ng		0.00
41) Acenaphthene-d10	5.402	164	1168388	40.000	ng		0.00
65) Phenanthrene-d10	6.668	188	2035331	40.000	ng		0.00
81) Chrysene-d12	9.115	240	2016478	40.000	ng		0.00
88) Perylene-d12	11.428	264	2389896	40.000	ng		0.00
System Monitoring Compounds							
5) % 2-Fluorophenol	2.106	112	616349	36.365	ng		0.01
Spiked Amount 75.000	Range 30 - 130		Recovery =	48.48%			
6) % Phenol-d5	2.704	99	824247	42.858	ng		0.00
Spiked Amount 75.000	Range 30 - 130		Recovery =	57.15%			
21) % Nitrobenzene-d5	3.356	82	384326	28.093	ng		0.00
Spiked Amount 50.000	Range 30 - 130		Recovery =	56.18%			
44) % 2-Fluorobiphenyl	4.836	172	1168427	30.257	ng		0.00
Spiked Amount 50.000	Range 30 - 130		Recovery =	60.52%			
66) % 2,4,6-Tribromophenol	6.091	62	83522	47.143	ng		0.00
Spiked Amount 75.000	Range 30 - 130		Recovery =	62.85%			
80) % Terphenyl-d14	8.073	244	1483830	29.949	ng		0.00
Spiked Amount 50.000			Recovery =	59.90%			
Target Compounds							Qvalue
72) Phenanthrene	6.684	178	241602	4.642	ng		99
77) Fluoranthene	7.721	202	604698	8.952	ng		99
79) Pyrene	7.913	202	568663	8.564	ng		98
84) Benz(a)anthracene	9.088	228	275616	4.325	ng	#	87
85) Chrysene	9.142	228	268005	4.958	ng		99
89) Benzo(b)fluoranthene	10.691	252	259937	3.703	ng		96
90) Benzo(k)fluoranthene	10.728	252	237427	3.893	ng		97
91) Benzo(a)pyrene	11.284	252	284995	4.312	ng		97
92) Indeno(1,2,3-cd)pyrene	13.822	276	219701	3.401	ng		96
94) Benzo(ghi)perylene	14.463	276	222170	3.409	ng		99

(#)out of range (m)manual integration reviewed by analyst (+)signals summed

Quantitation Report (QT Reviewed)

Data Path : H:\SV2017\CHEM25\07JUL\12\
Data File : 0712_22.D
Acq On : 13 Jul 2017 1:36 am
Operator :
Client ID : USB-2/S-2
Lab ID : BY54997
ALS Vial : 15 Sample Multiplier: 1

Quant Time: Jul 13 09:15:21 2017
Quant Method : H:\SV2017\CHEM25\METHODS\SV_0630.M
Quant Title : Semivolatiles by GC/MS - EPA Method 625/8270
QLast Update : Thu Jul 13 09:10:41 2017
Response via : Initial Calibration



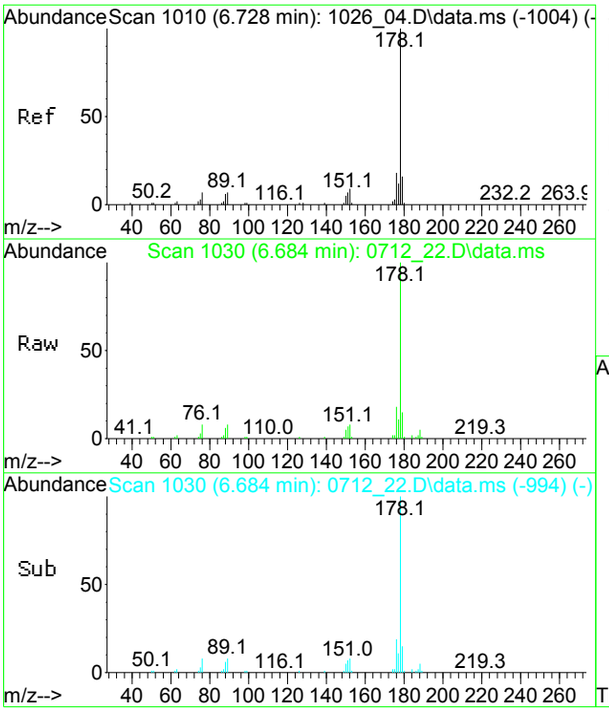

#72
Phenanthrene
Concen: 4.64 ng
RT: 6.684 min Scan# 1030
Delta R.T. -0.005 min
Lab File: 0712_22.D
Acq: 13 Jul 2017 1:36 am

Tgt Ion:178 Resp: 241602

Ion	Ratio	Lower	Upper
178	100		
176	18.2	12.5	23.3
179	15.9	11.0	20.4

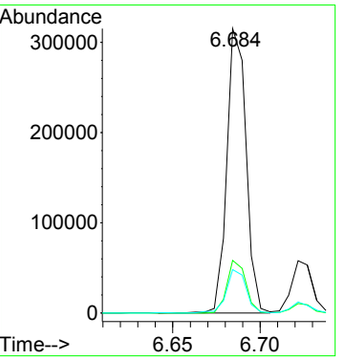

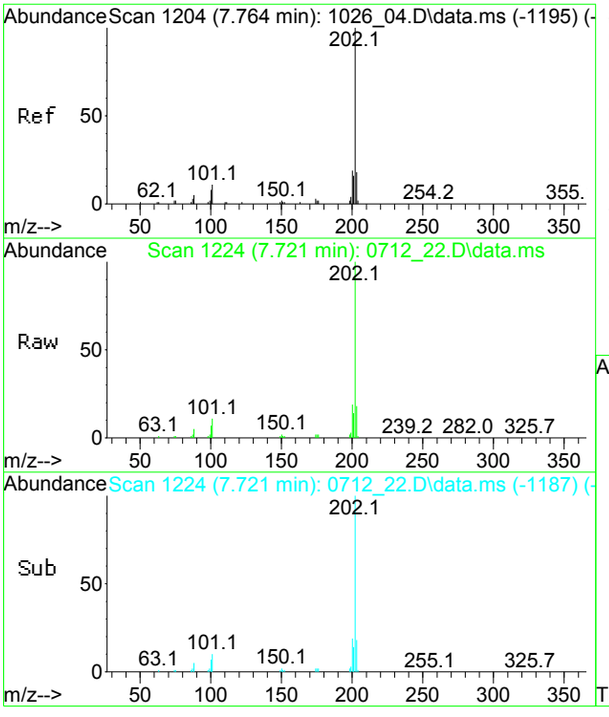

#77
Fluoranthene
Concen: 8.95 ng
RT: 7.721 min Scan# 1224
Delta R.T. 0.000 min
Lab File: 0712_22.D
Acq: 13 Jul 2017 1:36 am

Tgt Ion:202 Resp: 604698

Ion	Ratio	Lower	Upper
202	100		
200	20.0	13.6	25.2
203	17.8	12.6	23.4

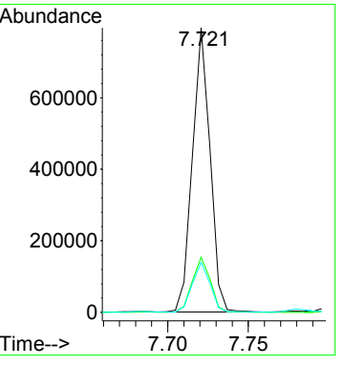

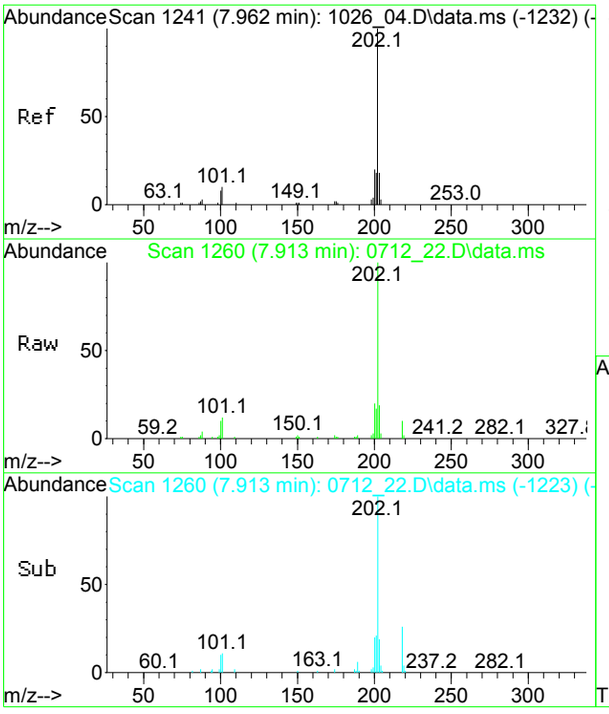

#79
Pyrene
Concen: 8.56 ng
RT: 7.913 min Scan# 1260
Delta R.T. 0.000 min
Lab File: 0712_22.D
Acq: 13 Jul 2017 1:36 am

Tgt Ion:202 Resp: 568663

Ion	Ratio	Lower	Upper
202	100		
200	19.9	13.9	25.7
203	20.2	13.0	24.2

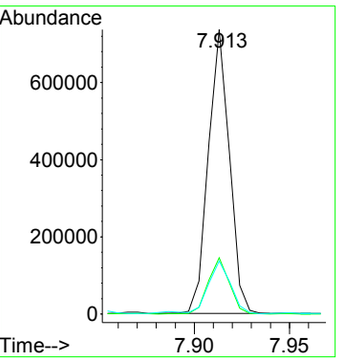

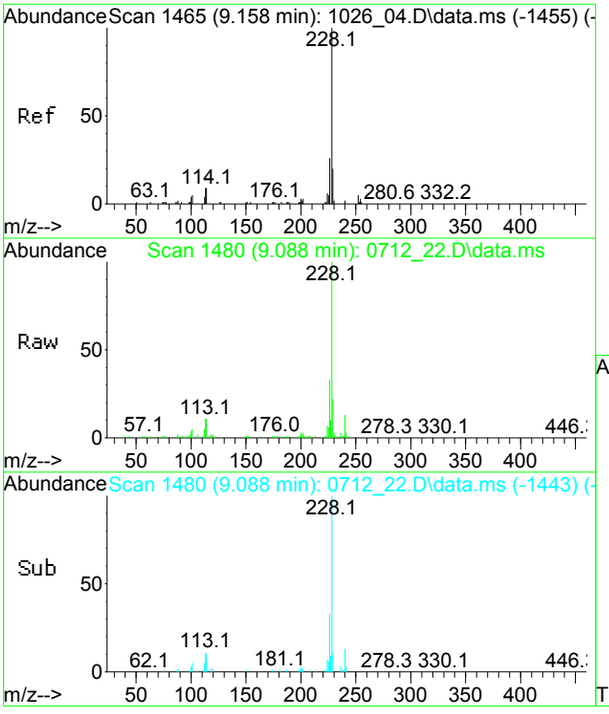

#84
Benz(a)anthracene
Concen: 4.33 ng
RT: 9.088 min Scan# 1480
Delta R.T. 0.000 min
Lab File: 0712_22.D
Acq: 13 Jul 2017 1:36 am

Tgt Ion:228 Resp: 275616

Ion	Ratio	Lower	Upper
228	100		
226	31.6	18.4	34.2
229	27.1	13.8	25.6#

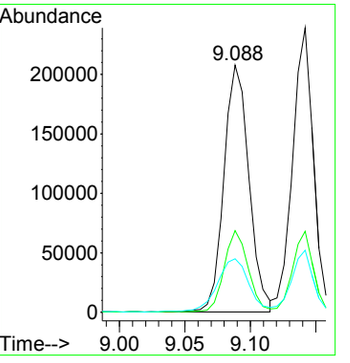

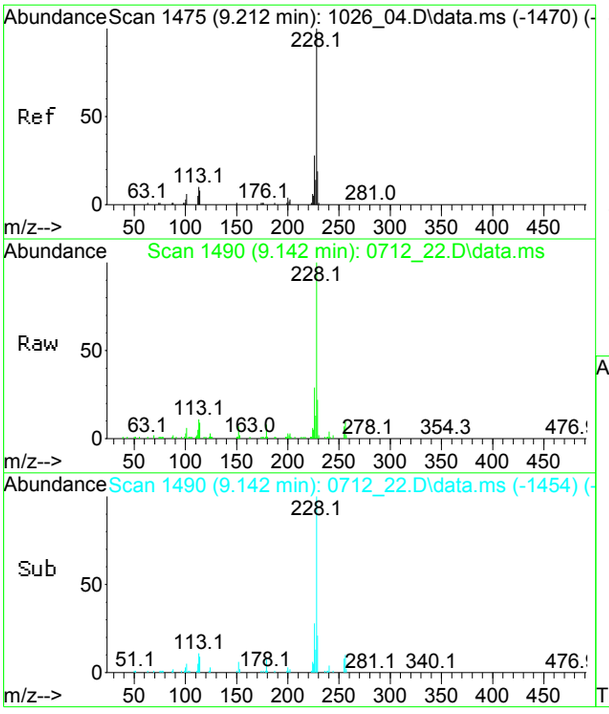

#85
Chrysene
Concen: 4.96 ng
RT: 9.142 min Scan# 1490
Delta R.T. -0.005 min
Lab File: 0712_22.D
Acq: 13 Jul 2017 1:36 am

Tgt Ion:228 Resp: 268005

Ion	Ratio	Lower	Upper
228	100		
226	27.0	19.6	36.4
229	20.0	13.8	25.6

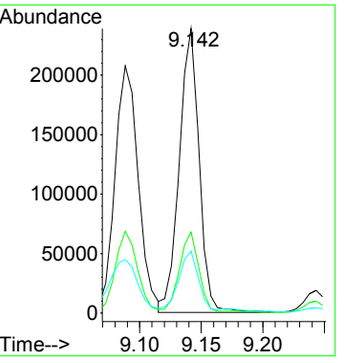

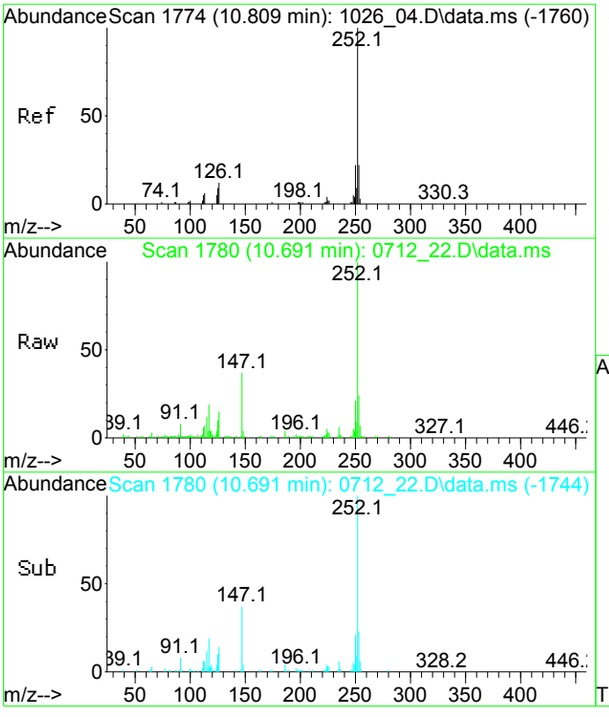

#89
Benzo(b)fluoranthene
Concen: 3.70 ng
RT: 10.691 min Scan# 1780
Delta R.T. -0.005 min
Lab File: 0712_22.D
Acq: 13 Jul 2017 1:36 am

Tgt Ion:252 Resp: 259937

Ion	Ratio	Lower	Upper
252	100		
250	25.5	15.5	28.9
253	22.7	15.3	28.5

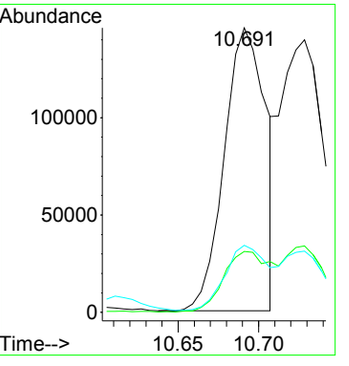

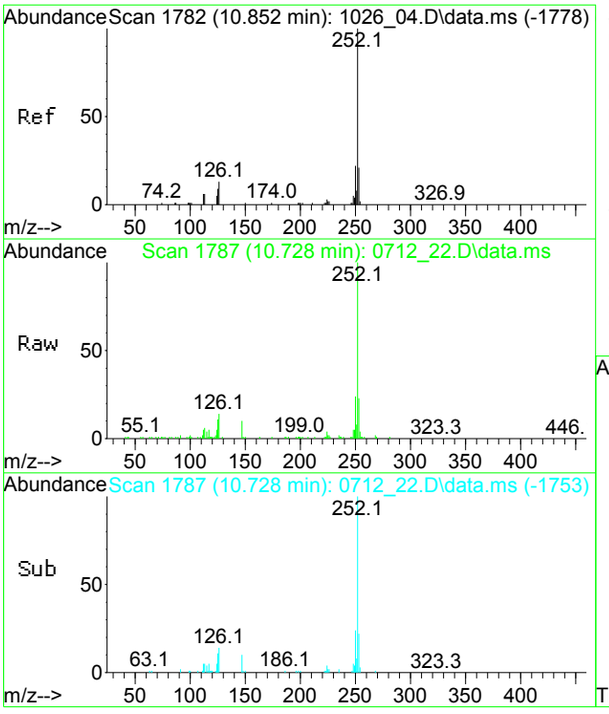

#90
Benzo(k)fluoranthene
Concen: 3.89 ng
RT: 10.728 min Scan# 1787
Delta R.T. -0.016 min
Lab File: 0712_22.D
Acq: 13 Jul 2017 1:36 am

Tgt Ion:252 Resp: 237427

Ion	Ratio	Lower	Upper
252	100		
250	23.5	15.1	28.1
253	22.3	15.3	28.3

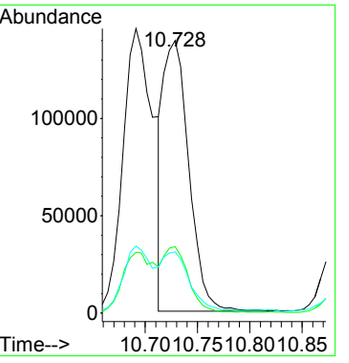



#91
Benzo(a)pyrene
Concen: 4.31 ng
RT: 11.284 min Scan# 1891
Delta R.T. -0.011 min
Lab File: 0712_22.D
Acq: 13 Jul 2017 1:36 am

Tgt Ion:252 Resp: 284995

Ion	Ratio	Lower	Upper
252	100		
250	23.0	15.8	29.3
253	24.4	15.3	28.3

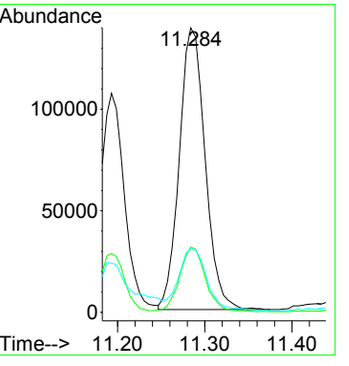

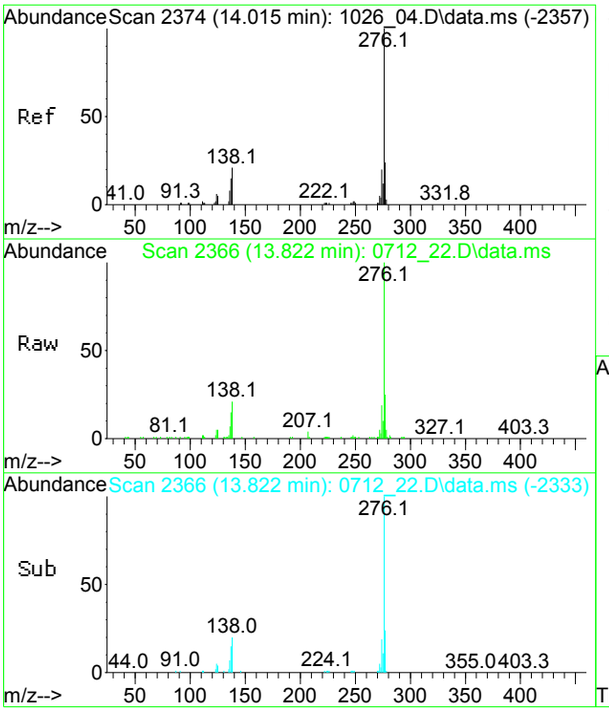

#92
Indeno(1,2,3-cd)pyrene
Concen: 3.40 ng
RT: 13.822 min Scan# 2366
Delta R.T. -0.021 min
Lab File: 0712_22.D
Acq: 13 Jul 2017 1:36 am

Tgt Ion:276 Resp: 219701

Ion	Ratio	Lower	Upper
276	100		
277	26.6	16.6	30.8
274	21.0	14.1	26.3

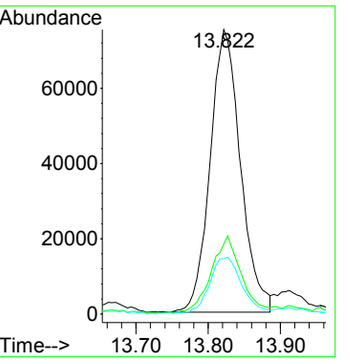

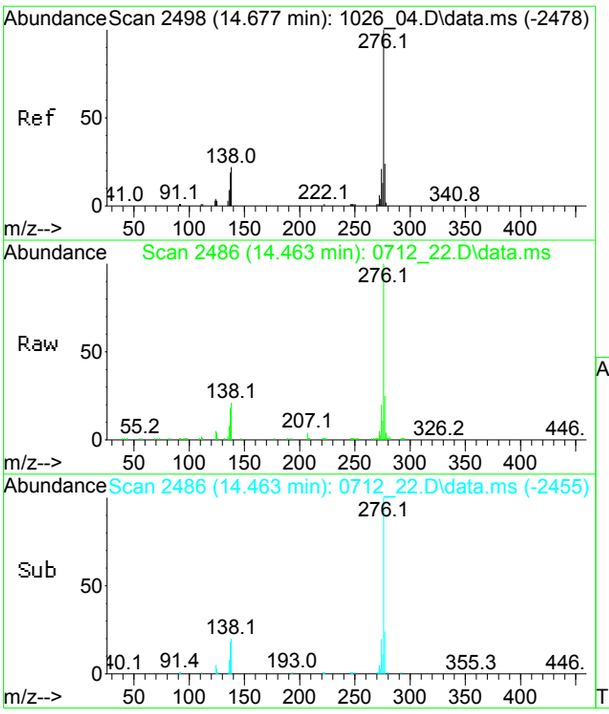

#94
Benzo(ghi)perylene
Concen: 3.41 ng
RT: 14.463 min Scan# 2486
Delta R.T. -0.032 min
Lab File: 0712_22.D
Acq: 13 Jul 2017 1:36 am

Tgt Ion:276 Resp: 222170

Ion	Ratio	Lower	Upper
276	100		
277	23.9	16.9	31.5
274	21.9	15.0	27.8

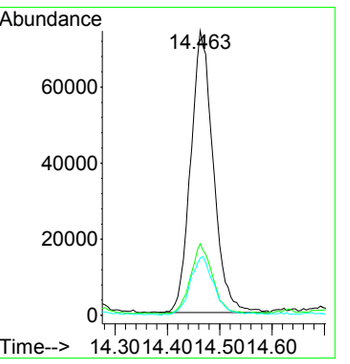

CLIENT ID

SEMIVOLATILE ORGANICS ANALYSIS DATA SHEET

USB-2/S-3A

Client: NETC Lab: Phoenix Env. Labs

SDG No.: GBY54991 Lab Sample ID: BY54998

Sample wt/vol: 15.32 (g/mL) g Lab File ID: 0712_15.D

Concentrated Extract Volume: 1000 (uL) Date Received: 07/07/17

% Moisture: 18 Date Extracted: 07/12/17

Instrument: CHEM25 Inj. Vol. 1.0 (uL) Date Analyzed: 07/12/17

GPC Cleanup:(Y/N) N pH: Dilution Factor: 1

Matrix: (soil/water) Soil CONCENTRATION UNITS:(ug/L or ug/Kg) ug/Kg

CAS NO.	COMPOUND	CONC.	Q	MDL	PQL	R
62-75-9	N-Nitrosodimethylamine	280	U	110	280	r
110-86-1	Pyridine	280	U	98	280	r
108-95-2	Phenol	280	U	130	280	r
111-44-4	Bis(2-chloroethyl)ether	200	U	110	200	r
62-53-3	Aniline	320	U	320	320	r
95-57-8	2-Chlorophenol	280	U	110	280	r
541-73-1	1,3-Dichlorobenzene	280	U	120	280	r
106-46-7	1,4-Dichlorobenzene	280	U	120	280	r
95-50-1	1,2-Dichlorobenzene	280	U	110	280	r
95-48-7	2-Methylphenol (o-cresol)	280	U	190	280	r
39638-32-9	Bis(2-chloroisopropyl)ether	280	U	110	280	r
621-64-7	N-Nitrosodi-n-propylamine	200	U	130	200	r
HNX - M&P CRESOI	3&4-Methylphenol (m&p-cresol)	280	U	160	280	r
98-86-2	Acetophenone	280	U	120	280	r
67-72-1	Hexachloroethane	200	U	120	200	r
98-95-3	Nitrobenzene	200	U	140	200	r
78-59-1	Isophorone	200	U	110	200	r
88-75-5	2-Nitrophenol	280	U	250	280	r
105-67-9	2,4-Dimethylphenol	280	U	99	280	r
111-91-1	Bis(2-chloroethoxy)methane	280	U	110	280	r
65-85-0	Benzoic Acid	2000	U	800	2000	r
120-83-2	2,4-Dichlorophenol	200	U	140	200	r
120-82-1	1,2,4-Trichlorobenzene	280	U	120	280	r
91-20-3	Naphthalene	280	U	110	280	r
106-47-8	4-Chloroaniline	320	U	190	320	r
87-68-3	Hexachlorobutadiene	280	U	140	280	r
59-50-7	4-Chloro-3-methylphenol	280	U	140	280	r
91-57-6	2-Methylnaphthalene	280	U	120	280	r
77-47-4	Hexachlorocyclopentadiene	280	U	120	280	r
95-94-3	1,2,4,5-Tetrachlorobenzene	280	U	140	280	r
88-06-2	2,4,6-Trichlorophenol	200	U	130	200	r
95-95-4	2,4,5-Trichlorophenol	280	U	220	280	r
91-58-7	2-Chloronaphthalene	280	U	110	280	r
100-01-6	4-Nitroaniline	400	U	130	400	r
131-11-3	Dimethylphthalate	280	U	120	280	r
606-20-2	2,6-Dinitrotoluene	200	U	130	200	r

FORM I SV

r=Result Reported U=Not Detected D=Reported Dilution E/J=Estimated Value X=Not Used S=Lab Solvent

CLIENT ID

SEMIVOLATILE ORGANICS ANALYSIS DATA SHEET

USB-2/S-3A

Client: NETC Lab: Phoenix Env. Labs

SDG No.: GBY54991 Lab Sample ID: BY54998

Sample wt/vol: 15.32 (g/mL) g Lab File ID: 0712_15.D

Concentrated Extract Volume: 1000 (uL) Date Received: 07/07/17

% Moisture: 18 Date Extracted: 07/12/17

Instrument: CHEM25 Inj. Vol. 1.0 (uL) Date Analyzed: 07/12/17

GPC Cleanup:(Y/N) N pH: Dilution Factor: 1

Matrix: (soil/water) Soil CONCENTRATION UNITS:(ug/L or ug/Kg) ug/Kg

CAS NO.	COMPOUND	CONC.	Q	MDL	PQL	R
208-96-8	Acenaphthylene	280	U	110	280	r
99-09-2	3-Nitroaniline	400	U	800	400	r
83-32-9	Acenaphthene	280	U	120	280	r
51-28-5	2,4-Dinitrophenol	280	U	280	280	r
132-64-9	Dibenzofuran	280	U	120	280	r
121-14-2	2,4-Dinitrotoluene	200	U	160	200	r
100-02-7	4-Nitrophenol	400	U	180	400	r
84-66-2	Diethyl phthalate	280	U	130	280	r
86-73-7	Fluorene	280	U	130	280	r
7005-72-3	4-Chlorophenyl phenyl ether	280	U	130	280	r
88-74-4	2-Nitroaniline	280	U	280	280	r
534-52-1	4,6-Dinitro-2-methylphenol	240	U	80	240	r
86-30-6	N-Nitrosodiphenylamine	280	U	150	280	r
122-66-7	Azobenzene	280	U	130	280	r
101-55-3	4-Bromophenyl phenyl ether	280	U	120	280	r
118-74-1	Hexachlorobenzene	200	U	120	200	r
87-86-5	Pentachlorophenol	240	U	150	240	r
82-68-8	Pentachloronitrobenzene	280	U	150	280	r
85-01-8	Phenanthrene	280	U	110	280	r
120-12-7	Anthracene	280	U	130	280	r
86-74-8	Carbazole	200	U	160	200	r
84-74-2	Di-n-butylphthalate	280	U	110	280	r
206-44-0	Fluoranthene	280	U	130	280	r
92-87-5	Benzidine	400	U	230	400	r
129-00-0	Pyrene	280	U	140	280	r
85-68-7	Benzyl butyl phthalate	280	U	100	280	r
117-81-7	Bis(2-ethylhexyl)phthalate	280	U	110	280	r
56-55-3	Benz(a)anthracene	280	U	130	280	r
218-01-9	Chrysene	280	U	130	280	r
117-84-0	Di-n-octylphthalate	280	U	100	280	r
91-94-1	3,3'-dichlorobenzidine	200	U	190	200	r
205-99-2	Benzo(b)fluoranthene	280	U	140	280	r
207-08-9	Benzo(k)fluoranthene	280	U	130	280	r
50-32-8	Benzo(a)pyrene	200	U	130	200	r
193-39-5	Indeno(1,2,3-cd)pyrene	280	U	130	280	r
53-70-3	Dibenz(a,h)anthracene	200	U	130	200	r

FORM I SV

r=Result Reported U=Not Detected D=Reported Dilution E/J=Estimated Value X=Not Used S=Lab Solvent

CLIENT ID

SEMIVOLATILE ORGANICS ANALYSIS DATA SHEET

USB-2/S-3A

Client: NETC Lab: Phoenix Env. Labs

SDG No.: GBY54991 Lab Sample ID: BY54998

Sample wt/vol: 15.32 (g/mL) g Lab File ID: 0712_15.D

Concentrated Extract Volume: 1000 (uL) Date Received: 07/07/17

% Moisture: 18 Date Extracted: 07/12/17

Instrument: CHEM25 Inj. Vol. 1.0 (uL) Date Analyzed: 07/12/17

GPC Cleanup:(Y/N) N pH: Dilution Factor: 1

Matrix: (soil/water) Soil CONCENTRATION UNITS:(ug/L or ug/Kg) ug/Kg

CAS NO.	COMPOUND	CONC.	Q	MDL	PQL	R
191-24-2	Benzo(ghi)perylene	280	U	130	280	r

FORM I SV

r=Result Reported U=Not Detected D=Reported Dilution E/J=Estimated Value X=Not Used S=Lab Solvent

Quantitation Report (QT Reviewed)

Data Path : H:\SV2017\CHEM25\07JUL\12\
Data File : 0712_15.D
Acq On : 12 Jul 2017 10:57 pm
Operator :
Client ID : USB-2/S-3A
Lab ID : BY54998
ALS Vial : 8 Sample Multiplier: 1

Quant Time: Jul 13 09:14:12 2017
Quant Method : H:\SV2017\CHEM25\METHODS\SV_0630.M
Quant Title : Semivolatiles by GC/MS - EPA Method 625/8270
QLast Update : Thu Jul 13 09:10:41 2017
Response via : Initial Calibration

Compound	R.T.	QIon	Response	Conc	Units	Dev(Min)
Internal Standards						
1) 1,4-Dichlorobenzene-d4	2.913	152	413101	40.000	ng	0.00
23) Naphthalene-d8	3.907	136	1364052	40.000	ng	0.00
41) Acenaphthene-d10	5.402	164	804594	40.000	ng	0.00
65) Phenanthrene-d10	6.668	188	1271753	40.000	ng	0.00
81) Chrysene-d12	9.110	240	1352843	40.000	ng	0.00
88) Perylene-d12	11.412	264	1682695	40.000	ng	-0.01
System Monitoring Compounds						
5) % 2-Fluorophenol	2.106	112	285787	22.374	ng	0.01
Spiked Amount 75.000	Range 30 - 130		Recovery =	29.83%#		
6) % Phenol-d5	2.699	99	378149	26.091	ng	0.00
Spiked Amount 75.000	Range 30 - 130		Recovery =	34.79%		
21) % Nitrobenzene-d5	3.356	82	178555	17.319	ng	0.00
Spiked Amount 50.000	Range 30 - 130		Recovery =	34.64%		
44) % 2-Fluorobiphenyl	4.831	172	564911	21.243	ng	0.00
Spiked Amount 50.000	Range 30 - 130		Recovery =	42.48%		
66) % 2,4,6-Tribromophenol	6.092	62	35448	32.021	ng	0.00
Spiked Amount 75.000	Range 30 - 130		Recovery =	42.69%		
80) % Terphenyl-d14	8.073	244	610073	19.707	ng	0.00
Spiked Amount 50.000			Recovery =	39.42%		
Target Compounds						Qvalue

(#)out of range (m)manual integration reviewed by analyst (+)signals summed

Quantitation Report (QT Reviewed)

Data Path : H:\SV2017\CHEM25\07JUL\12\
Data File : 0712_15.D
Acq On : 12 Jul 2017 10:57 pm
Operator :
Client ID : USB-2/S-3A
Lab ID : BY54998
ALS Vial : 8 Sample Multiplier: 1

Quant Time: Jul 13 09:14:12 2017
Quant Method : H:\SV2017\CHEM25\METHODS\SV_0630.M
Quant Title : Semivolatiles by GC/MS - EPA Method 625/8270
QLast Update : Thu Jul 13 09:10:41 2017
Response via : Initial Calibration



SEMIVOLATILE ORGANICS INITIAL CALIBRATION DATA

Lab Name: Phoenix Environmental Labs Client: NETC

Lab Code: Phoenix Case No.: SAS No.: SDG No.: GBY54991

Instrument ID: CHEM25 Calibration Date(s): 06/30/17 06/30/17

Heated Purge (Y/N): Y Calibration Time(s): 09:07 12:04

GC Column: v factor 4 Method File: SV_0630.M

LAB FILE ID:

RRF 1	0630_09.D	RRF 3.5	0630_08.D	RRF 10	0630_07.D	RRF 20	0630_06.D		
RRF 30	0630_02A.D	RRF 50	0630_05.D	RRF 70	0630_04.D	RRF 100	0630_03.D		

COMPOUND		RRF 1	RRF 3.5	RRF 10	RRF 20	RRF 30	RRF 50	RRF 70	RRF 100	$\overline{RRF}$	% RSD	% RSD LIMITS
N-Nitrosodimethylamine		0.763	0.657	0.657	0.655	0.673	0.724	0.718	0.762	0.701	6.6	35 (40)
Pyridine			1.230	1.358	1.315	1.213	1.345	1.306	1.386	1.308	4.9	35 (40)
Phenol		1.754	1.535	1.454	1.490	1.478	1.497	1.522	1.485	1.527	6.2	35 (40)
Bis(2-chloroethyl)ether		1.036	1.154	1.029	1.028	0.994	1.024	1.031	1.027	1.041	4.6	35 (40)
Aniline			1.410	1.416	1.539	1.564	1.592	1.604	1.464	1.513	5.4	35 (40)
2-Chlorophenol		1.522	1.387	1.266	1.298	1.238	1.292	1.304	1.262	1.321	7.0	35 (40)
1,3-Dichlorobenzene		1.858	1.685	1.593	1.573	1.474	1.560	1.498	1.499	1.593	8.0	35 (40)
1,4-Dichlorobenzene		1.757	1.506	1.514	1.443	1.356	1.416	1.362	1.367	1.465	9.1	35 (40)
1,2-Dichlorobenzene		1.699	1.555	1.460	1.482	1.356	1.422	1.389	1.365	1.466	7.9	35 (40)
2-Methylphenol (o-cresol)		1.017	0.960	0.900	0.918	0.867	0.885	0.958	0.888	0.924	5.5	35 (40)
Bis(2-chloroisopropyl)ether			0.963	0.824	0.828	0.790	0.799	0.807	0.760	0.825	7.9	35 (40)
N-Nitrosodi-n-propylamine			0.748	0.629	0.602	0.587	0.588	0.650	0.575	0.625	9.6	35 (40)
3&4-Methylphenol (m&p-cresol)			1.426	1.267	1.271	1.258	1.278	1.311	1.222	1.291	5.1	35 (40)
Acetophenone			1.763	1.602	1.526	1.429	1.479	1.566	1.436	1.543	7.5	35 (40)
Hexachloroethane		0.635	0.561	0.508	0.480	0.443	0.464	0.451	0.443	0.498	13.7	35 (40)
Nitrobenzene		1.239	1.110	0.973	0.928	0.917	0.924	0.972	0.902	0.996	11.9	35 (40)
Isophorone			0.632	0.565	0.531	0.513	0.500	0.488	0.443	0.525	11.5	35 (40)
2-Nitrophenol	*	0.060	0.060	0.050	0.047	0.044	0.045	0.041	0.038	0.048	17.1	35 (40)
2,4-Dimethylphenol		0.359	0.323	0.298	0.294	0.284	0.277	0.254	0.241	0.291	12.9	35 (40)
Bis(2-chloroethoxy)methane			0.382	0.351	0.315	0.308	0.302	0.289	0.263	0.316	12.5	35 (40)
Benzoic Acid			0.283	0.270	0.254	0.258	0.250	0.237	0.232	0.255	7.0	35 (40)
2,4-Dichlorophenol		0.330	0.356	0.335	0.317	0.307	0.294	0.277	0.257	0.309	10.5	35 (40)
1,2,4-Trichlorobenzene			0.424	0.389	0.363	0.338	0.329	0.298	0.280	0.346	14.6	35 (40)
Naphthalene			1.059	1.001	0.922	0.843	0.812	0.713	0.688	0.863	16.2	35 (40)
4-Chloroaniline		0.096	0.084	0.077	0.080	0.075	0.071	0.065	0.058	0.076	15.3	35 (40)
Hexachlorobutadiene		0.251	0.238	0.224	0.203	0.195	0.191	0.174	0.163	0.205	14.9	35 (40)
4-Chloro-3-methylphenol		0.348	0.322	0.286	0.272	0.269	0.257	0.252	0.230	0.279	13.7	35 (40)
2-Methylnaphthalene			0.896	0.824	0.766	0.716	0.684	0.630	0.581	0.728	15.1	35 (40)
Hexachlorocyclopentadiene			0.304	0.283	0.265	0.258	0.246	0.227	0.205	0.256	13.1	35 (40)
1,2,4,5-Tetrachlorobenzene		0.446	0.509	0.450	0.422	0.393	0.381	0.359	0.331	0.411	13.8	35 (40)
2,4,6-Trichlorophenol		0.519	0.474	0.432	0.419	0.411	0.420	0.411	0.407	0.437	9.1	35 (40)
2,4,5-Trichlorophenol		0.491	0.471	0.435	0.426	0.415	0.425	0.417	0.418	0.437	6.5	35 (40)
2-Chloronaphthalene			1.269	1.203	1.114	1.044	1.022	0.954	0.966	1.082	11.0	35 (40)
4-Nitroaniline			0.253	0.232	0.221	0.221	0.222	0.226	0.226	0.229	5.0	35 (40)
Dimethylphthalate			1.565	1.418	1.344	1.346	1.349	1.315	1.320	1.380	6.4	35 (40)
2,6-Dinitrotoluene			0.356	0.331	0.311	0.301	0.306	0.287	0.288	0.311	7.9	35 (40)
Acenaphthylene			2.143	1.975	1.833	1.766	1.725	1.562	1.595	1.800	11.5	35 (40)
3-Nitroaniline			0.373	0.336	0.336	0.341	0.343	0.338	0.347	0.345	3.8	35 (40)
Acenaphthene			1.100	1.088	1.018	0.980	0.982	0.930	0.948	1.007	6.6	35 (40)
2,4-Dinitrophenol			0.144	0.142	0.170	0.189	0.212	0.236	0.232	0.189	20.6	35 (40)
Dibenzofuran			1.947	1.788	1.697	1.623	1.616	1.508	1.521	1.671	9.3	35 (40)
2,4-Dinitrotoluene			0.477	0.412	0.409	0.399	0.404	0.414	0.408	0.418	6.4	35 (40)
4-Nitrophenol		0.173	0.177	0.160	0.157	0.160	0.163	0.167	0.165	0.165	4.1	35 (40)
Diethyl phthalate			1.436	1.323	1.242	1.180	1.194	1.172	1.166	1.245	8.1	35 (40)
Fluorene			1.597	1.463	1.369	1.257	1.223	1.089	1.116	1.302	14.2	35 (40)
4-Chlorophenyl phenyl ether			0.824	0.749	0.700	0.674	0.656	0.606	0.614	0.689	11.2	35 (40)
2-Nitroaniline			0.172	0.154	0.155	0.154	0.150	0.158	0.155	0.157	4.5	35 (40)
4,6-Dinitro-2-methylphenol		0.175	0.246	0.242	0.256	0.268	0.283	0.299	0.295	0.258	15.4	35 (40)
N-Nitrosodiphenylamine			1.136	1.070	0.993	0.934	0.928	0.868	0.877	0.972	10.3	35 (40)

(*) Recommended RRF not met (+) %D exceeds criteria % (#) %D exceeds (maximum) %
%D: 0% of target compounds are allowed to be above criteria %, but must be less than the (maximum) %

FORM VI SVOA

SEMIVOLATILE ORGANICS INITIAL CALIBRATION DATA

Lab Name: Phoenix Environmental Labs Client: NETC

Lab Code: Phoenix Case No.: SAS No.: SDG No.: GBY54991

Instrument ID: CHEM25 Calibration Date(s): 06/30/17 06/30/17

Heated Purge (Y/N): Y Calibration Time(s): 09:07 12:04

GC Column: v factor 4 Method File: SV_0630.M

LAB FILE ID:

RRF 1	0630_09.D	RRF 3.5	0630_08.D	RRF 10	0630_07.D	RRF 20	0630_06.D
RRF 30	0630_02A.D	RRF 50	0630_05.D	RRF 70	0630_04.D	RRF 100	0630_03.D

COMPOUND		RRF 1	RRF 3.5	RRF 10	RRF 20	RRF 30	RRF 50	RRF 70	RRF 100	$\overline{RRF}$	% RSD	% RSD LIMITS
Azobenzene			1.117	1.012	0.932	0.873	0.869	0.871	0.865	0.934	10.4	35 (40)
4-Bromophenyl phenyl ether			0.321	0.288	0.277	0.271	0.281	0.273	0.273	0.284	6.2	35 (40)
Hexachlorobenzene	*		0.084	0.076	0.075	0.070	0.073	0.070	0.070	0.074	7.0	35 (40)
Pentachlorophenol			0.116	0.109	0.122	0.138	0.152	0.170	0.171	0.140	18.2	35 (40)
Pentachloronitrobenzene			0.073	0.062	0.064	0.062	0.061	0.062	0.059	0.063	7.0	35 (40)
Phenanthrene			1.145	1.114	1.053	0.972	1.008	0.925	0.944	1.023	8.3	35 (40)
Anthracene			1.214	1.135	1.066	0.994	1.034	0.949	0.952	1.049	9.3	35 (40)
Carbazole			1.190	1.090	1.058	1.007	1.033	0.979	0.980	1.048	7.1	35 (40)
Di-n-butylphthalate			1.383	1.250	1.197	1.160	1.203	1.152	1.144	1.213	6.9	35 (40)
Fluoranthene			1.531	1.404	1.367	1.259	1.307	1.221	1.205	1.328	8.7	35 (40)
Benzidine			0.361	0.347	0.292	0.208	0.412	0.338	0.259	0.317	21.7	35 (40)
Pyrene			1.531	1.424	1.347	1.238	1.266	1.152	1.177	1.305	10.5	35 (40)
Benzyl butyl phthalate			0.572	0.511	0.504	0.498	0.536	0.525	0.525	0.524	4.7	35 (40)
Bis(2-ethylhexyl)phthalate		0.731	0.777	0.691	0.664	0.659	0.686	0.677	0.669	0.694	5.8	35 (40)
Benz(a)anthracene			1.429	1.320	1.263	1.202	1.255	1.179	1.200	1.264	6.9	35 (40)
Chrysene			1.172	1.111	1.070	1.021	1.077	1.019	1.036	1.072	5.1	35 (40)
Di-n-octylphthalate			1.384	1.243	1.232	1.232	1.300	1.293	1.278	1.280	4.2	35 (40)
3,3'-dichlorobenzidine			0.537	0.483	0.433	0.370	0.484	0.451	0.439	0.457	11.4	35 (40)
Benzo(b)fluoranthene			1.330	1.223	1.185	1.072	1.151	1.129	1.132	1.175	7.1	35 (40)
Benzo(k)fluoranthene			1.214	1.146	1.052	1.004	0.955	0.894	0.880	1.021	12.3	35 (40)
Benzo(a)pyrene			1.280	1.170	1.125	1.041	1.074	1.023	1.030	1.106	8.5	35 (40)
Indeno(1,2,3-cd)pyrene			1.202	1.107	1.091	1.007	1.068	1.038	1.055	1.081	5.8	35 (40)
Dibenz(a,h)anthracene			1.200	1.107	1.071	0.999	1.035	1.029	1.040	1.069	6.3	35 (40)
Benzo(ghi)perylene			1.239	1.127	1.119	1.017	1.072	1.016	1.046	1.091	7.3	35 (40)
% 2-Fluorophenol			1.195	1.230	1.211	1.166	1.279	1.236	1.341	1.237	4.7	35 (40)
% Phenol-d5			1.402	1.359	1.372	1.360	1.426	1.469	1.435	1.403	3.0	35 (40)
% Nitrobenzene-d5			1.121	0.987	0.970	0.941	0.961	1.054	0.955	0.998	6.5	35 (40)
% 2-Fluorobiphenyl			1.552	1.475	1.356	1.274	1.270	1.150	1.177	1.322	11.3	35 (40)
% 2,4,6-Tribromophenol			0.038	0.034	0.033	0.033	0.035	0.035	0.035	0.035	5.0	35 (40)
% Terphenyl-d14			1.147	1.023	0.992	0.920	0.953	0.891	0.890	0.974	9.4	35 (40)

(*) Recommended RRF not met (+) %D exceeds criteria % (#) %D exceeds (maximum) %
%D: 0% of target compounds are allowed to be above criteria %, but must be less than the (maximum) %

FORM VI SVOA

Response Factor Report Chem25

Method Path : H:\SV2017\CHEM25\METHODS\
Method File : SV_0630.M
Title : Semivolatiles by GC/MS - EPA Method 625/8270
Last Update : Wed Jul 19 12:10:43 2017
Response Via : Initial Calibration

Calibration Files (Note: Curves (l,lf,q,qf) display calculated conc and corr. coefficient.)
3.5 =0630_08.D 10 =0630_07.D 20 =0630_06.D 30 =0630_02A.D 100 =0630_03.D 50 =0630_05.D 70 =0630_04.D 1 =0630_09.D

		Compound	3.5	10	20	30	100	50	70	1	Avg	%RSD
1)		ISTD1,4-Dichlorobenzen...	----------ISTD----------									
2)	T	N-Nitrosodimet...	0.657	0.657	0.655	0.673	0.762	0.724	0.718	0.763	0.701	6.63
3)	T	Pyridine	1.230	1.358	1.315	1.213	1.386	1.345	1.306		1.308	4.94
5)		SURR% 2-Fluorophenol	1.195	1.230	1.211	1.166	1.341	1.279	1.236		1.237	4.68
6)		SURR% Phenol-d5	1.402	1.359	1.372	1.360	1.435	1.426	1.469		1.403	3.00
7)	p	Phenol	1.535	1.454	1.490	1.478	1.485	1.497	1.522	1.754	1.527	6.24
8)	p	Bis(2-chloroet...	1.154	1.029	1.028	0.994	1.027	1.024	1.031	1.036	1.041	4.56
9)	T	Aniline	1.410	1.416	1.539	1.564	1.464	1.592	1.604		1.513	5.41
10)	p	2-Chlorophenol	1.387	1.266	1.298	1.238	1.262	1.292	1.304	1.522	1.321	7.01
11)	T	1,3-Dichlorobe...	1.685	1.593	1.573	1.474	1.499	1.560	1.498	1.858	1.593	7.95
12)		1,4-Dichlorobe...	1.506	1.514	1.443	1.356	1.367	1.416	1.362	1.757	1.465	9.10
14)	T	1,2-Dichlorobe...	1.555	1.460	1.482	1.356	1.365	1.422	1.389	1.699	1.466	7.85
15)	p	2-Methylphenol...	0.960	0.900	0.918	0.867	0.888	0.885	0.958	1.017	0.924	5.45
16)	T	Bis(2-chlorois...	0.963	0.824	0.828	0.790	0.760	0.799	0.807		0.825	7.91
17)	p	N-Nitrosodi-n-...	0.748	0.629	0.602	0.587	0.575	0.588	0.650		0.625	9.62
18)	p	3&4-Methylphen...	1.426	1.267	1.271	1.258	1.222	1.278	1.311		1.291	5.05
19)	p	Acetophenone	1.763	1.602	1.526	1.429	1.436	1.479	1.566		1.543	7.54
20)	p	Hexachloroethane	0.561	0.508	0.480	0.443	0.443	0.464	0.451	0.635	0.498	13.68
21)		SURR% Nitrobenzene-d5	1.121	0.987	0.970	0.941	0.955	0.961	1.054		0.998	6.54
22)	p	Nitrobenzene	1.110	0.973	0.928	0.917	0.902	0.924	0.972	1.239	0.996	11.89
23)		ISTDNaphthalene-d8	----------ISTD----------									
24)	p	Isophorone	0.632	0.565	0.531	0.513	0.443	0.500	0.488		0.525	11.54
25)	p	2-Nitrophenol	0.060	0.050	0.047	0.044	0.038	0.045	0.041	0.060	0.048#	17.11
26)	p	2,4-Dimethylph...	0.323	0.298	0.294	0.284	0.241	0.277	0.254	0.359	0.291	12.85
27)	p	Bis(2-chloroet...	0.382	0.351	0.315	0.308	0.263	0.302	0.289		0.316	12.50
28)	T	Benzoic Acid	0.283	0.270	0.254	0.258	0.232	0.250	0.237		0.255	7.02
29)	p	2,4-Dichloroph...	0.356	0.335	0.317	0.307	0.257	0.294	0.277	0.330	0.309	10.52
30)	T	1,2,4-Trichlor...	0.424	0.389	0.363	0.338	0.280	0.329	0.298		0.346	14.56
33)	p	Naphthalene	1.059	1.001	0.922	0.843	0.688	0.812	0.713		0.863	16.18
34)	p	4-Chloroaniline	0.084	0.077	0.080	0.075	0.058	0.071	0.065	0.096	0.076	15.34
36)	p	Hexachlorobuta...	0.238	0.224	0.203	0.195	0.163	0.191	0.174	0.251	0.205	14.90
37)	p	4-Chloro-3-met...	0.322	0.286	0.272	0.269	0.230	0.257	0.252	0.348	0.279	13.74
38)	p	2-Methylnaphth...	0.896	0.824	0.766	0.716	0.581	0.684	0.630		0.728	15.06
39)	p	Hexachlorocycl...	0.304	0.283	0.265	0.258	0.205	0.246	0.227		0.256	13.06
40)	p	1,2,4,5-Tetrac...	0.509	0.450	0.422	0.393	0.331	0.381	0.359	0.446	0.411	13.83
41)		ISTDAcenaphthene-d10	----------ISTD----------									
42)	p	2,4,6-Trichlor...	0.474	0.432	0.419	0.411	0.407	0.420	0.411	0.519	0.437	9.09
43)	p	2,4,5-Trichlor...	0.471	0.435	0.426	0.415	0.418	0.425	0.417	0.491	0.437	6.48
44)		SURR% 2-Fluorobiph...	1.552	1.475	1.356	1.274	1.177	1.270	1.150		1.322	11.26
45)	p	2-Chloronaphth...	1.269	1.203	1.114	1.044	0.966	1.022	0.954		1.082	11.03
46)	p	4-Nitroaniline	0.253	0.232	0.221	0.221	0.226	0.222	0.226		0.229	5.04
48)	p	Dimethylphthalate	1.565	1.418	1.344	1.346	1.320	1.349	1.315		1.380	6.39
49)	p	2,6-Dinitrotol...	0.356	0.331	0.311	0.301	0.288	0.306	0.287		0.311	7.90

Response Factor Report Chem25

Method Path : H:\SV2017\CHEM25\METHODS\
Method File : SV_0630.M

50)	p	Acenaphthylene	2.143	1.975	1.833	1.766	1.595	1.725	1.562		1.800	11.45
51)	p	3-Nitroaniline	0.373	0.336	0.336	0.341	0.347	0.343	0.338		0.345	3.84
52)	p	Acenaphthene	1.100	1.088	1.018	0.980	0.948	0.982	0.930		1.007	6.57
53)	P	2,4-Dinitrophenol	0.144	0.142	0.170	0.189	0.232	0.212	0.236		0.189	20.62
54)	p	Dibenzofuran	1.947	1.788	1.697	1.623	1.521	1.616	1.508		1.671	9.30
55)	p	2,4-Dinitrotol...	0.477	0.412	0.409	0.399	0.408	0.404	0.414		0.418	6.41
56)	p	4-Nitrophenol	0.177	0.160	0.157	0.160	0.165	0.163	0.167	0.173	0.165	4.08
58)	p	Diethyl phthalate	1.436	1.323	1.242	1.180	1.166	1.194	1.172		1.245	8.09
59)	p	Fluorene	1.597	1.463	1.369	1.257	1.116	1.223	1.089		1.302	14.22
60)	p	4-Chlorophenyl...	0.824	0.749	0.700	0.674	0.614	0.656	0.606		0.689	11.20
61)	p	2-Nitroaniline	0.172	0.154	0.155	0.154	0.155	0.150	0.158		0.157	4.51
62)	p	4,6-Dinitro-2-...	0.246	0.242	0.256	0.268	0.295	0.283	0.299	0.175	0.258	15.44
63)	p	N-Nitrosodiphe...	1.136	1.070	0.993	0.934	0.877	0.928	0.868		0.972	10.29
64)	T	Azobenzene	1.117	1.012	0.932	0.873	0.865	0.869	0.871		0.934	10.37
65)	ISTDPhenanthrene-d10	----------ISTD----------										
66)	SURR% 2,4,6-Tribro...	0.038	0.034	0.033	0.033	0.035	0.035	0.035		0.035#	4.96
67)	p	4-Bromophenyl ...	0.321	0.288	0.277	0.271	0.273	0.281	0.273		0.284	6.20
68)	p	Hexachlorobenzene	0.084	0.076	0.075	0.070	0.070	0.073	0.070		0.074#	6.95
69)	p	Pentachlorophenol	0.116	0.109	0.122	0.138	0.171	0.152	0.170		0.140	18.21
70)	T	Pentachloronit...	0.073	0.062	0.064	0.062	0.059	0.061	0.062		0.063	7.00
72)	p	Phenanthrene	1.145	1.114	1.053	0.972	0.944	1.008	0.925		1.023	8.28
73)	p	Anthracene	1.214	1.135	1.066	0.994	0.952	1.034	0.949		1.049	9.33
74)	p	Carbazole	1.190	1.090	1.058	1.007	0.980	1.033	0.979		1.048	7.11
75)	p	Di-n-butylphth...	1.383	1.250	1.197	1.160	1.144	1.203	1.152		1.213	6.90
77)	p	Fluoranthene	1.531	1.404	1.367	1.259	1.205	1.307	1.221		1.328	8.71
78)	p	Benzidine	0.361	0.347	0.292	0.208	0.259	0.412	0.338		0.317	21.67
79)	p	Pyrene	1.531	1.424	1.347	1.238	1.177	1.266	1.152		1.305	10.51
80)	SURR% Terphenyl-d14	1.147	1.023	0.992	0.920	0.890	0.953	0.891		0.974	9.36	
81)	ISTDChrysene-d12	----------ISTD----------										
82)	p	Benzyl butyl p...	0.572	0.511	0.504	0.498	0.525	0.536	0.525		0.524	4.72
83)	p	Bis(2-ethylhex...	0.777	0.691	0.664	0.659	0.669	0.686	0.677	0.731	0.694	5.82
84)	p	Benz(a)anthracene	1.429	1.320	1.263	1.202	1.200	1.255	1.179		1.264	6.90
85)	p	Chrysene	1.172	1.111	1.070	1.021	1.036	1.077	1.019		1.072	5.13
86)	p	Di-n-octylphth...	1.384	1.243	1.232	1.232	1.278	1.300	1.293		1.280	4.19
87)	p	3,3'-dichlorob...	0.537	0.483	0.433	0.370	0.439	0.484	0.451		0.457	11.38
88)	ISTDPerylene-d12	----------ISTD----------										
89)	p	Benzo(b)fluora...	1.330	1.223	1.185	1.072	1.132	1.151	1.129		1.175	7.09
90)	p	Benzo(k)fluora...	1.214	1.146	1.052	1.004	0.880	0.955	0.894		1.021	12.31
91)	p	Benzo(a)pyrene	1.280	1.170	1.125	1.041	1.030	1.074	1.023		1.106	8.46
92)	p	Indeno(1,2,3-c...	1.202	1.107	1.091	1.007	1.055	1.068	1.038		1.081	5.81
93)	p	Dibenz(a,h)ant...	1.200	1.107	1.071	0.999	1.040	1.035	1.029		1.069	6.30
94)	p	Benzo(ghi)pery...	1.239	1.127	1.119	1.017	1.046	1.072	1.016		1.091	7.25

(#,$,@)=Out of Range l=linear lf=linear(0,0) q=Quadratic qf=Quadratic(0,0)

Quantitation Report (QT Reviewed)

Data Path : H:\SV2017\CHEM25\06JUN\30\
Data File : 0630_02A.D
Acq On : 30 Jun 2017 9:07 am
Operator :
Client ID : ICAL 30
Lab ID : 30PPM 8270;16D
ALS Vial : 2 Sample Multiplier: 1

Quant Time: Jun 30 12:41:18 2017
Quant Method : H:\SV2017\CHEM25\METHODS\SV_0630.M
Quant Title : Semivolatiles by GC/MS - EPA Method 625/8270
QLast Update : Fri Jun 30 12:38:51 2017
Response via : Initial Calibration

Compound	R.T.	QIon	Response	Conc	Units	Dev(Min)
Internal Standards						
1) 1,4-Dichlorobenzene-d4	3.270	152	338412	40.000	ng	0.00
23) Naphthalene-d8	4.279	136	1222582	40.000	ng	0.00
41) Acenaphthene-d10	5.791	164	701302	40.000	ng	0.00
65) Phenanthrene-d10	7.068	188	1285734	40.000	ng	0.00
81) Chrysene-d12	9.723	240	1282625	40.000	ng	0.00
88) Perylene-d12	12.458	264	1531856	40.000	ng	0.00
System Monitoring Compounds						
5) % 2-Fluorophenol	2.420	112	295847	28.274	ng	0.00
Spiked Amount 75.000	Range 30 - 130		Recovery =	37.69%		
6) % Phenol-d5	3.029	99	345171	29.072	ng	0.00
Spiked Amount 75.000	Range 30 - 130		Recovery =	38.76%		
21) % Nitrobenzene-d5	3.713	82	238715	28.264	ng	0.00
Spiked Amount 50.000	Range 30 - 130		Recovery =	56.52%		
44) % 2-Fluorobiphenyl	5.209	172	670284	28.917	ng	0.00
Spiked Amount 50.000	Range 30 - 130		Recovery =	57.84%		
66) % 2,4,6-Tribromophenol	6.486	62	31910	28.512	ng	0.00
Spiked Amount 75.000	Range 30 - 130		Recovery =	38.01%		
80) % Terphenyl-d14	8.484	244	886975	28.340	ng	0.00
Spiked Amount 50.000			Recovery =	56.68%		
Target Compounds						Qvalue
2) N-Nitrosodimethylamine	1.726	74	170833	28.795	ng	100
3) Pyridine	1.731	79	307826	27.827	ng	100
7) Phenol	3.035	94	375205	29.044	ng	100
8) Bis(2-chloroethyl)ether	3.093	93	252288	28.659	ng	100
9) Aniline	3.061	93	396954	31.012	ng	100
10) 2-Chlorophenol	3.141	128	314275	28.118	ng	100
11) 1,3-Dichlorobenzene	3.243	146	374235	27.775	ng	100
12) 1,4-Dichlorobenzene	3.280	146	344117	27.758	ng	100
14) 1,2-Dichlorobenzene	3.425	146	344221	27.749	ng	100
15) 2-Methylphenol (o-cresol)	3.478	107	220105	28.153	ng	100
16) Bis(2-chloroisopropyl)...	3.494	45	200599	28.754	ng	100
17) N-Nitrosodi-n-propylamine	3.606	70	148903	28.139	ng	100
18) 3&4-Methylphenol (m&p-...	3.590	107	319359	29.249	ng	100
19) Acetophenone	3.590	105	362728	27.790	ng	100
20) Hexachloroethane	3.654	117	112362	26.661	ng	100
22) Nitrobenzene	3.729	77	232836	27.639	ng	100
24) Isophorone	3.905	82	470444	29.337	ng	100
25) 2-Nitrophenol	3.986	81	40413	27.536	ng	100
26) 2,4-Dimethylphenol	4.012	107	260198	29.234	ng	100
27) Bis(2-chloroethoxy)met...	4.087	93	282505	29.275	ng	100
28) Benzoic Acid	4.103	105	236595	30.376	ng	100
29) 2,4-Dichlorophenol	4.178	162	281952	29.835	ng	100
30) 1,2,4-Trichlorobenzene	4.247	180	310000	29.344	ng	100
33) Naphthalene	4.295	128	772792	29.312	ng	100
34) 4-Chloroaniline	4.365	65	69169	29.862	ng	100
36) Hexachlorobutadiene	4.445	225	179105	28.586	ng	100
37) 4-Chloro-3-methylphenol	4.776	107	246571	28.865	ng	100
38) 2-Methylnaphthalene	4.878	142	656414	29.497	ng	100
39) Hexachlorocyclopentadiene	5.070	237	236737	30.310	ng	100
40) 1,2,4,5-Tetrachloroben...	5.054	216	360640	28.687	ng	100
42) 2,4,6-Trichlorophenol	5.145	196	216254	28.243	ng	100
43) 2,4,5-Trichlorophenol	5.182	196	218160	28.461	ng	100
45) 2-Chloronaphthalene	5.294	162	549150	28.960	ng	100
46) 4-Nitroaniline	5.417	65	116352	29.036	ng	100
48) Dimethylphthalate	5.594	163	708171	29.280	ng	100
49) 2,6-Dinitrotoluene	5.658	165	158269	28.981	ng	100
50) Acenaphthylene	5.658	152	928866	29.434	ng	100
51) 3-Nitroaniline	5.781	138	179357	29.662	ng	100
52) Acenaphthene	5.818	154	515270	29.199	ng	100
53) 2,4-Dinitrophenol	5.866	184	99552	29.987	ng	100

Quantitation Report (QT Reviewed)

Data Path : H:\SV2017\CHEM25\06JUN\30\
Data File : 0630_02A.D
Acq On : 30 Jun 2017 9:07 am
Operator :
Client ID : ICAL 30
Lab ID : 30PPM 8270;16D
ALS Vial : 2 Sample Multiplier: 1

Quant Time: Jun 30 12:41:18 2017
Quant Method : H:\SV2017\CHEM25\METHODS\SV_0630.M
Quant Title : Semivolatiles by GC/MS - EPA Method 625/8270
QLast Update : Fri Jun 30 12:38:51 2017
Response via : Initial Calibration

Compound	R.T.	QIon	Response	Conc	Units	Dev(Min)
54) Dibenzofuran	5.957	168	853888	29.140	ng	100
55) 2,4-Dinitrotoluene	5.994	165	209745	28.644	ng	100
56) 4-Nitrophenol	5.935	65	84349	29.154	ng	100
58) Diethyl phthalate	6.203	149	620610	28.437	ng	100
59) Fluorene	6.256	166	660992	28.956	ng	100
60) 4-Chlorophenyl phenyl ...	6.251	204	354640	29.359	ng	100
61) 2-Nitroaniline	6.315	108	80987	29.456	ng	100
62) 4,6-Dinitro-2-methylph...	6.347	198	141164	31.209	ng	100
63) N-Nitrosodiphenylamine	6.368	169	491450	28.827	ng	100
64) Azobenzene	6.390	77	459407	28.047	ng	100
67) 4-Bromophenyl phenyl e...	6.678	248	261493	28.692	ng	100
68) Hexachlorobenzene	6.806	142	67107	28.192	ng	100
69) Pentachlorophenol	6.966	266	132758	29.598	ng	100
70) Pentachloronitrobenzene	7.031	214	59925	29.495	ng	100
72) Phenanthrene	7.089	178	936859	28.494	ng	100
73) Anthracene	7.127	178	958284	28.417	ng	100
74) Carbazole	7.276	167	970956	28.817	ng	100
75) Di-n-butylphthalate	7.613	149	1118230	28.691	ng	100
77) Fluoranthene	8.131	202	1213611	28.440	ng	100
78) Benzidine	8.254	184	200226	19.669	ng	100
79) Pyrene	8.329	202	1193472	28.452	ng	100
82) Benzyl butyl phthalate	9.029	149	478958	28.487	ng	100
83) Bis(2-ethylhexyl)phtha...	9.830	149	633848	28.477	ng	100
84) Benz(a)anthracene	9.691	228	1156244	28.527	ng	100
85) Chrysene	9.755	228	982637	28.579	ng	100
86) Di-n-octylphthalate	10.920	149	1185492	28.873	ng	100
87) 3,3'-dichlorobenzidine	9.696	252	356283	24.336	ng	100
89) Benzo(b)fluoranthene	11.609	252	1232130	27.388	ng	100
90) Benzo(k)fluoranthene	11.657	252	1153672	29.516	ng	100
91) Benzo(a)pyrene	12.314	252	1196369	28.241	ng	100
92) Indeno(1,2,3-cd)pyrene	15.210	276	1156503	27.931	ng	100
93) Dibenz(a,h)anthracene	15.295	278	1147544	28.038	ng	100
94) Benzo(ghi)perylene	15.749	276	1168148	27.966	ng	100

(#)out of range (m)manual integration reviewed by analyst (+)signals summed

Quantitation Report (QT Reviewed)

Data Path : H:\SV2017\CHEM25\06JUN\30\
Data File : 0630_02A.D
Acq On : 30 Jun 2017 9:07 am
Operator :
Client ID : ICAL 30
Lab ID : 30PPM 8270;16D
ALS Vial : 2 Sample Multiplier: 1

Quant Time: Jun 30 12:41:18 2017
Quant Method : H:\SV2017\CHEM25\METHODS\SV_0630.M
Quant Title : Semivolatiles by GC/MS - EPA Method 625/8270
QLast Update : Fri Jun 30 12:38:51 2017
Response via : Initial Calibration

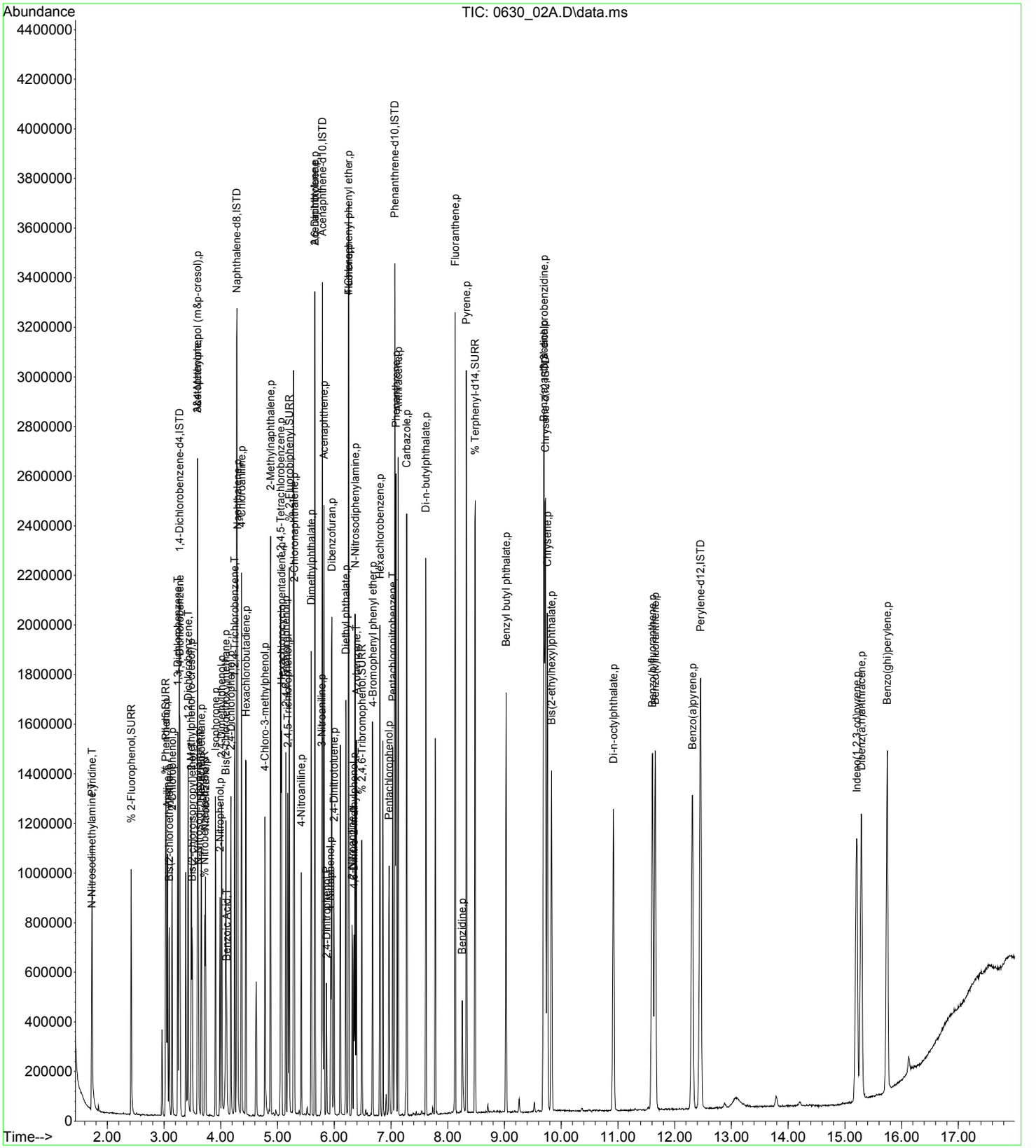

Quantitation Report (QT Reviewed)

Data Path : H:\SV2017\CHEM25\06JUN\30\
Data File : 0630_03.D
Acq On : 30 Jun 2017 9:49 am
Operator :
Client ID : ICAL 100
Lab ID : 100PPM 8270;15G
ALS Vial : 3 Sample Multiplier: 1

Quant Time: Jun 30 10:36:59 2017
Quant Method : H:\SV2017\CHEM25\METHODS\SV_0630.M
Quant Title : Semivolatiles by GC/MS - EPA Method 625/8270
QLast Update : Fri Jun 30 09:59:55 2017
Response via : Initial Calibration

Compound	R.T.	QIon	Response	Conc	Units	Dev(Min)
Internal Standards						
1) 1,4-Dichlorobenzene-d4	3.270	152	302564	40.000	ng	0.00
23) Naphthalene-d8	4.285	136	1304009	40.000	ng	0.00
41) Acenaphthene-d10	5.797	164	633961	40.000	ng	0.00
65) Phenanthrene-d10	7.079	188	1135658	40.000	ng	0.01
81) Chrysene-d12	9.739	240	1136929	40.000	ng	0.02
88) Perylene-d12	12.480	264	1454136	40.000	ng	0.02
System Monitoring Compounds						
5) % 2-Fluorophenol	2.420	112	1014322	115.043	ng	0.00
Spiked Amount 75.000	Range 30 - 130		Recovery = 153.39%#			
6) % Phenol-d5	3.035	99	1085738	105.546	ng	0.00
Spiked Amount 75.000	Range 30 - 130		Recovery = 140.73%#			
21) % Nitrobenzene-d5	3.724	82	722419	101.545	ng	0.01
Spiked Amount 50.000	Range 30 - 130		Recovery = 203.10%#			
44) % 2-Fluorobiphenyl	5.214	172	1864874	92.332	ng	0.00
Spiked Amount 50.000	Range 30 - 130		Recovery = 184.66%#			
66) % 2,4,6-Tribromophenol	6.496	62	99811	106.237	ng	0.01
Spiked Amount 75.000	Range 30 - 130		Recovery = 141.65%#			
80) % Terphenyl-d14	8.494	244	2527570	96.787	ng	0.01
Spiked Amount 50.000			Recovery = 193.58%			
Target Compounds						Qvalue
2) N-Nitrosodimethylamine	1.726	74	576347	113.204	ng	98
3) Pyridine	1.731	79	1048017	114.239	ng	99
7) Phenol	3.045	94	1123520	100.476	ng	96
8) Bis(2-chloroethyl)ether	3.099	93	777209	103.369	ng	98
9) Aniline	3.067	93	1107643	93.629	ng	94
10) 2-Chlorophenol	3.147	128	954288	101.887	ng	99
11) 1,3-Dichlorobenzene	3.248	146	1133728	101.652	ng	99
12) 1,4-Dichlorobenzene	3.286	146	1034251	100.849	ng	99
14) 1,2-Dichlorobenzene	3.425	146	1032610	100.658	ng	100
15) 2-Methylphenol (o-cresol)	3.489	107	671636	102.389	ng	99
16) Bis(2-chloroisopropyl)...	3.499	45	575109	96.199	ng	98
17) N-Nitrosodi-n-propylamine	3.617	70	434724	97.963	ng	99
18) 3&4-Methylphenol (m&p-...	3.601	107	924392	97.124	ng	99
19) Acetophenone	3.601	105	1085990	100.460	ng	97
20) Hexachloroethane	3.660	117	335239	100.112	ng	99
22) Nitrobenzene	3.740	77	682132	98.303	ng	98
24) Isophorone	3.916	82	1442677	86.254	ng	99
25) 2-Nitrophenol	3.991	81	122583	85.315	ng	99
26) 2,4-Dimethylphenol	4.023	107	785260	84.884	ng	100
27) Bis(2-chloroethoxy)met...	4.098	93	857334	85.358	ng	99
28) Benzoic Acid	4.146	105	755515	89.817	ng	97
29) 2,4-Dichlorophenol	4.183	162	838641	83.660	ng	99
30) 1,2,4-Trichlorobenzene	4.253	180	911557	82.707	ng	99
33) Naphthalene	4.306	128	2243570	81.657	ng	99
34) 4-Chloroaniline	4.370	65	189688	77.134	ng	98
36) Hexachlorobutadiene	4.445	225	532887	83.685	ng	98
37) 4-Chloro-3-methylphenol	4.792	107	750529	85.614	ng	99
38) 2-Methylnaphthalene	4.883	142	1894337	81.170	ng	98
39) Hexachlorocyclopentadiene	5.075	237	669159	79.503	ng	99
40) 1,2,4,5-Tetrachloroben...	5.065	216	1079528	84.194	ng	100
42) 2,4,6-Trichlorophenol	5.156	196	645768	99.101	ng	99
43) 2,4,5-Trichlorophenol	5.193	196	662042	100.710	ng	99
45) 2-Chloronaphthalene	5.305	162	1531137	92.531	ng	99
46) 4-Nitroaniline	5.428	65	358050	102.125	ng	99
48) Dimethylphthalate	5.604	163	2092793	98.074	ng	100
49) 2,6-Dinitrotoluene	5.668	165	457199	95.868	ng	97
50) Acenaphthylene	5.668	152	2528573	90.341	ng	99
51) 3-Nitroaniline	5.791	138	550331	101.829	ng	95
52) Acenaphthene	5.829	154	1501835	96.728	ng	99
53) 2,4-Dinitrophenol	5.877	184	368481	122.837	ng	97

Quantitation Report (QT Reviewed)

Data Path : H:\SV2017\CHEM25\06JUN\30\
Data File : 0630_03.D
Acq On : 30 Jun 2017 9:49 am
Operator :
Client ID : ICAL 100
Lab ID : 100PPM 8270;15G
ALS Vial : 3 Sample Multiplier: 1

Quant Time: Jun 30 10:36:59 2017
Quant Method : H:\SV2017\CHEM25\METHODS\SV_0630.M
Quant Title : Semivolatiles by GC/MS - EPA Method 625/8270
QLast Update : Fri Jun 30 09:59:55 2017
Response via : Initial Calibration

Compound	R.T.	QIon	Response	Conc	Units	Dev(Min)
54) Dibenzofuran	5.962	168	2409992	93.665	ng	98
55) 2,4-Dinitrotoluene	6.005	165	647072	102.382	ng	97
56) 4-Nitrophenol	5.951	65	261796	103.002	ng	98
58) Diethyl phthalate	6.219	149	1848195	98.831	ng	99
59) Fluorene	6.267	166	1769330	88.833	ng	99
60) 4-Chlorophenyl phenyl ...	6.261	204	972388	90.995	ng	99
61) 2-Nitroaniline	6.336	108	245034	100.410	ng	99
62) 4,6-Dinitro-2-methylph...	6.363	198	467328	109.866	ng	99
63) N-Nitrosodiphenylamine	6.379	169	1390586	93.904	ng	98
64) Azobenzene	6.400	77	1370413	98.996	ng	99
67) 4-Bromophenyl phenyl e...	6.683	248	775888	100.778	ng	99
68) Hexachlorobenzene	6.812	142	199268	100.854	ng	100
69) Pentachlorophenol	6.977	266	485115	124.111	ng	99
70) Pentachloronitrobenzene	7.047	214	168007	95.224	ng	94
72) Phenanthrene	7.100	178	2679066	97.126	ng	99
73) Anthracene	7.137	178	2702063	95.769	ng	99
74) Carbazole	7.287	167	2782415	97.330	ng	100
75) Di-n-butylphthalate	7.624	149	3246630	98.611	ng	100
77) Fluoranthene	8.142	202	3421294	95.749	ng	99
78) Benzidine	8.265	184	736301	124.899	ng	99
79) Pyrene	8.339	202	3343057	95.139	ng	99
82) Benzyl butyl phthalate	9.039	149	1491754	105.411	ng	99
83) Bis(2-ethylhexyl)phtha...	9.846	149	1901847	101.550	ng	99
84) Benz(a)anthracene	9.712	228	3411993	99.873	ng	99
85) Chrysene	9.777	228	2944653	101.421	ng	99
86) Di-n-octylphthalate	10.941	149	3633703	103.738	ng	100
87) 3,3'-dichlorobenzidine	9.718	252	1247000	118.457	ng	100
89) Benzo(b)fluoranthene	11.641	252	4114719	105.540	ng	100
90) Benzo(k)fluoranthene	11.694	252	3197739	87.598	ng	99
91) Benzo(a)pyrene	12.351	252	3744795	98.923	ng	100
92) Indeno(1,2,3-cd)pyrene	15.258	276	3836948	104.851	ng	100
93) Dibenz(a,h)anthracene	15.338	278	3779501	104.088	ng	100
94) Benzo(ghi)perylene	15.792	276	3803189	102.893	ng	99

(#)out of range (m)manual integration reviewed by analyst (+)signals summed

Quantitation Report (QT Reviewed)

Data Path : H:\SV2017\CHEM25\06JUN\30\
Data File : 0630_03.D
Acq On : 30 Jun 2017 9:49 am
Operator :
Client ID : ICAL 100
Lab ID : 100PPM 8270;15G
ALS Vial : 3 Sample Multiplier: 1

Quant Time: Jun 30 10:36:59 2017
Quant Method : H:\SV2017\CHEM25\METHODS\SV_0630.M
Quant Title : Semivolatiles by GC/MS - EPA Method 625/8270
QLast Update : Fri Jun 30 09:59:55 2017
Response via : Initial Calibration

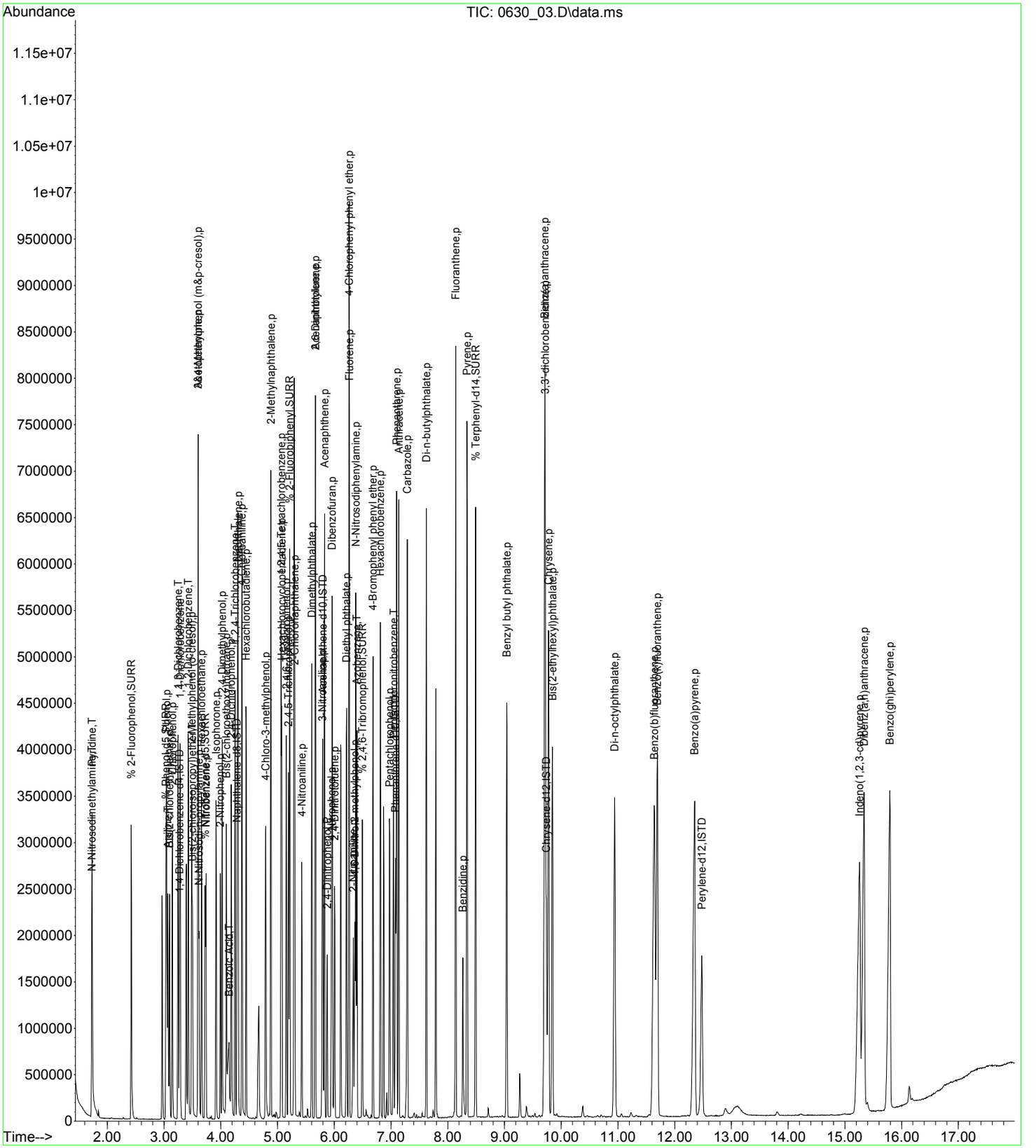

Quantitation Report (QT Reviewed)

Data Path : H:\SV2017\CHEM25\06JUN\30\
Data File : 0630_04.D
Acq On : 30 Jun 2017 10:11 am
Operator :
Client ID : ICAL 70
Lab ID : 70PPM 8270;15H
ALS Vial : 4 Sample Multiplier: 1

Quant Time: Jun 30 10:37:16 2017
Quant Method : H:\SV2017\CHEM25\METHODS\SV_0630.M
Quant Title : Semivolatiles by GC/MS - EPA Method 625/8270
QLast Update : Fri Jun 30 10:37:12 2017
Response via : Initial Calibration

Compound	R.T.	QIon	Response	Conc	Units	Dev(Min)
Internal Standards						
1) 1,4-Dichlorobenzene-d4	3.270	152	445786	40.000	ng	0.00
23) Naphthalene-d8	4.285	136	1953592	40.000	ng	0.00
41) Acenaphthene-d10	5.797	164	1055971	40.000	ng	0.00
65) Phenanthrene-d10	7.073	188	1878074	40.000	ng	0.00
81) Chrysene-d12	9.734	240	1911513	40.000	ng	0.01
88) Perylene-d12	12.474	264	2405269	40.000	ng	0.02
System Monitoring Compounds						
5) % 2-Fluorophenol	2.420	112	963972	69.015	ng	0.00
Spiked Amount 75.000	Range 30 - 130		Recovery = 92.01%			
6) % Phenol-d5	3.035	99	1146070	73.576	ng	0.00
Spiked Amount 75.000	Range 30 - 130		Recovery = 98.11%			
21) % Nitrobenzene-d5	3.718	82	821921	77.812	ng	0.00
Spiked Amount 50.000	Range 30 - 130		Recovery = 155.62%#			
44) % 2-Fluorobiphenyl	5.214	172	2126049	65.715	ng	0.00
Spiked Amount 50.000	Range 30 - 130		Recovery = 131.44%#			
66) % 2,4,6-Tribromophenol	6.491	62	116667	72.819	ng	0.00
Spiked Amount 75.000	Range 30 - 130		Recovery = 97.09%			
80) % Terphenyl-d14	8.484	244	2928727	68.922	ng	0.00
Spiked Amount 50.000			Recovery = 137.84%			
Target Compounds						Qvalue
2) N-Nitrosodimethylamine	1.726	74	560039	70.036	ng	99
3) Pyridine	1.731	79	1018790	70.364	ng	98
7) Phenol	3.045	94	1187339	71.898	ng	97
8) Bis(2-chloroethyl)ether	3.093	93	804647	71.432	ng	98
9) Aniline	3.061	93	1251647	74.172	ng	97
10) 2-Chlorophenol	3.141	128	1017060	73.013	ng	98
11) 1,3-Dichlorobenzene	3.243	146	1168761	70.542	ng	99
12) 1,4-Dichlorobenzene	3.280	146	1062713	70.034	ng	99
14) 1,2-Dichlorobenzene	3.425	146	1083957	71.481	ng	100
15) 2-Methylphenol (o-cresol)	3.483	107	747136	76.393	ng	97
16) Bis(2-chloroisopropyl)...	3.499	45	629753	72.881	ng	98
17) N-Nitrosodi-n-propylamine	3.612	70	506734	78.300	ng	100
18) 3&4-Methylphenol (m&p-...	3.601	107	1023077	74.022	ng	99
19) Acetophenone	3.596	105	1221550	76.520	ng	96
20) Hexachloroethane	3.660	117	351961	71.297	ng	99
22) Nitrobenzene	3.734	77	758149	74.790	ng	97
24) Isophorone	3.916	82	1670009	71.565	ng	99
25) 2-Nitrophenol	3.991	81	138793	69.587	ng	100
26) 2,4-Dimethylphenol	4.023	107	869274	67.850	ng	100
27) Bis(2-chloroethoxy)met...	4.092	93	988813	70.904	ng	98
28) Benzoic Acid	4.151	105	809840	67.710	ng	89
29) 2,4-Dichlorophenol	4.183	162	945413	68.553	ng	99
30) 1,2,4-Trichlorobenzene	4.247	180	1019034	67.557	ng	99
33) Naphthalene	4.301	128	2439014	65.237	ng	99
34) 4-Chloroaniline	4.370	65	220657	67.624	ng	99
36) Hexachlorobutadiene	4.445	225	594654	67.870	ng	98
37) 4-Chloro-3-methylphenol	4.787	107	861443	70.676	ng	98
38) 2-Methylnaphthalene	4.878	142	2153647	67.999	ng	97
39) Hexachlorocyclopentadiene	5.070	237	774893	68.470	ng	99
40) 1,2,4,5-Tetrachloroben...	5.059	216	1227772	69.401	ng	99
42) 2,4,6-Trichlorophenol	5.150	196	759099	70.253	ng	99
43) 2,4,5-Trichlorophenol	5.193	196	769973	70.070	ng	99
45) 2-Chloronaphthalene	5.300	162	1762232	66.416	ng	99
46) 4-Nitroaniline	5.423	65	416794	70.621	ng	98
48) Dimethylphthalate	5.599	163	2429474	69.016	ng	99
49) 2,6-Dinitrotoluene	5.668	165	530559	68.199	ng	97
50) Acenaphthylene	5.663	152	2885894	65.043	ng	100
51) 3-Nitroaniline	5.791	138	624938	68.792	ng	96
52) Acenaphthene	5.823	154	1718251	67.545	ng	98
53) 2,4-Dinitrophenol	5.871	184	435199	78.173	ng	97

Quantitation Report (QT Reviewed)

Data Path : H:\SV2017\CHEM25\06JUN\30\
Data File : 0630_04.D
Acq On : 30 Jun 2017 10:11 am
Operator :
Client ID : ICAL 70
Lab ID : 70PPM 8270;15H
ALS Vial : 4 Sample Multiplier: 1

Quant Time: Jun 30 10:37:16 2017
Quant Method : H:\SV2017\CHEM25\METHODS\SV_0630.M
Quant Title : Semivolatiles by GC/MS - EPA Method 625/8270
QLast Update : Fri Jun 30 10:37:12 2017
Response via : Initial Calibration

Compound	R.T.	QIon	Response	Conc	Units	Dev(Min)
54) Dibenzofuran	5.962	168	2786237	67.138	ng	97
55) 2,4-Dinitrotoluene	6.005	165	764142	71.732	ng	98
56) 4-Nitrophenol	5.946	65	307792	71.628	ng	98
58) Diethyl phthalate	6.213	149	2165162	69.918	ng	99
59) Fluorene	6.261	166	2012517	64.249	ng	99
60) 4-Chlorophenyl phenyl ...	6.256	204	1120323	65.908	ng	99
61) 2-Nitroaniline	6.336	108	291993	71.687	ng	97
62) 4,6-Dinitro-2-methylph...	6.363	198	552697	74.341	ng	99
63) N-Nitrosodiphenylamine	6.379	169	1604340	67.087	ng	99
64) Azobenzene	6.395	77	1608727	70.120	ng	99
67) 4-Bromophenyl phenyl e...	6.678	248	897414	70.211	ng	98
68) Hexachlorobenzene	6.806	142	230408	70.216	ng	98
69) Pentachlorophenol	6.972	266	558345	77.085	ng	99
70) Pentachloronitrobenzene	7.041	214	202391	71.063	ng	95
72) Phenanthrene	7.095	178	3039081	67.595	ng	98
73) Anthracene	7.132	178	3120577	68.326	ng	98
74) Carbazole	7.287	167	3218630	69.003	ng	100
75) Di-n-butylphthalate	7.618	149	3785524	70.013	ng	99
77) Fluoranthene	8.136	202	4011559	69.362	ng	99
78) Benzidine	8.259	184	1110982	101.342	ng	100
79) Pyrene	8.334	202	3785647	66.769	ng	99
82) Benzyl butyl phthalate	9.034	149	1754972	71.816	ng	98
83) Bis(2-ethylhexyl)phtha...	9.835	149	2264236	71.356	ng	99
84) Benz(a)anthracene	9.702	228	3942984	68.690	ng	99
85) Chrysene	9.771	228	3407652	69.316	ng	99
86) Di-n-octylphthalate	10.930	149	4325636	72.103	ng	99
87) 3,3'-dichlorobenzidine	9.712	252	1507222	77.963	ng	100
89) Benzo(b)fluoranthene	11.630	252	4751974	71.701	ng	100
90) Benzo(k)fluoranthene	11.689	252	3761589	66.415	ng	99
91) Benzo(a)pyrene	12.341	252	4307164	69.159	ng	99
92) Indeno(1,2,3-cd)pyrene	15.247	276	4369179	70.473	ng	100
93) Dibenz(a,h)anthracene	15.332	278	4331290	70.670	ng	100
94) Benzo(ghi)perylene	15.787	276	4275271	68.929	ng	99

(#)out of range (m)manual integration reviewed by analyst (+)signals summed

Quantitation Report (QT Reviewed)

Data Path : H:\SV2017\CHEM25\06JUN\30\
Data File : 0630_04.D
Acq On : 30 Jun 2017 10:11 am
Operator :
Client ID : ICAL 70
Lab ID : 70PPM 8270;15H
ALS Vial : 4 Sample Multiplier: 1

Quant Time: Jun 30 10:37:16 2017
Quant Method : H:\SV2017\CHEM25\METHODS\SV_0630.M
Quant Title : Semivolatiles by GC/MS - EPA Method 625/8270
QLast Update : Fri Jun 30 10:37:12 2017
Response via : Initial Calibration

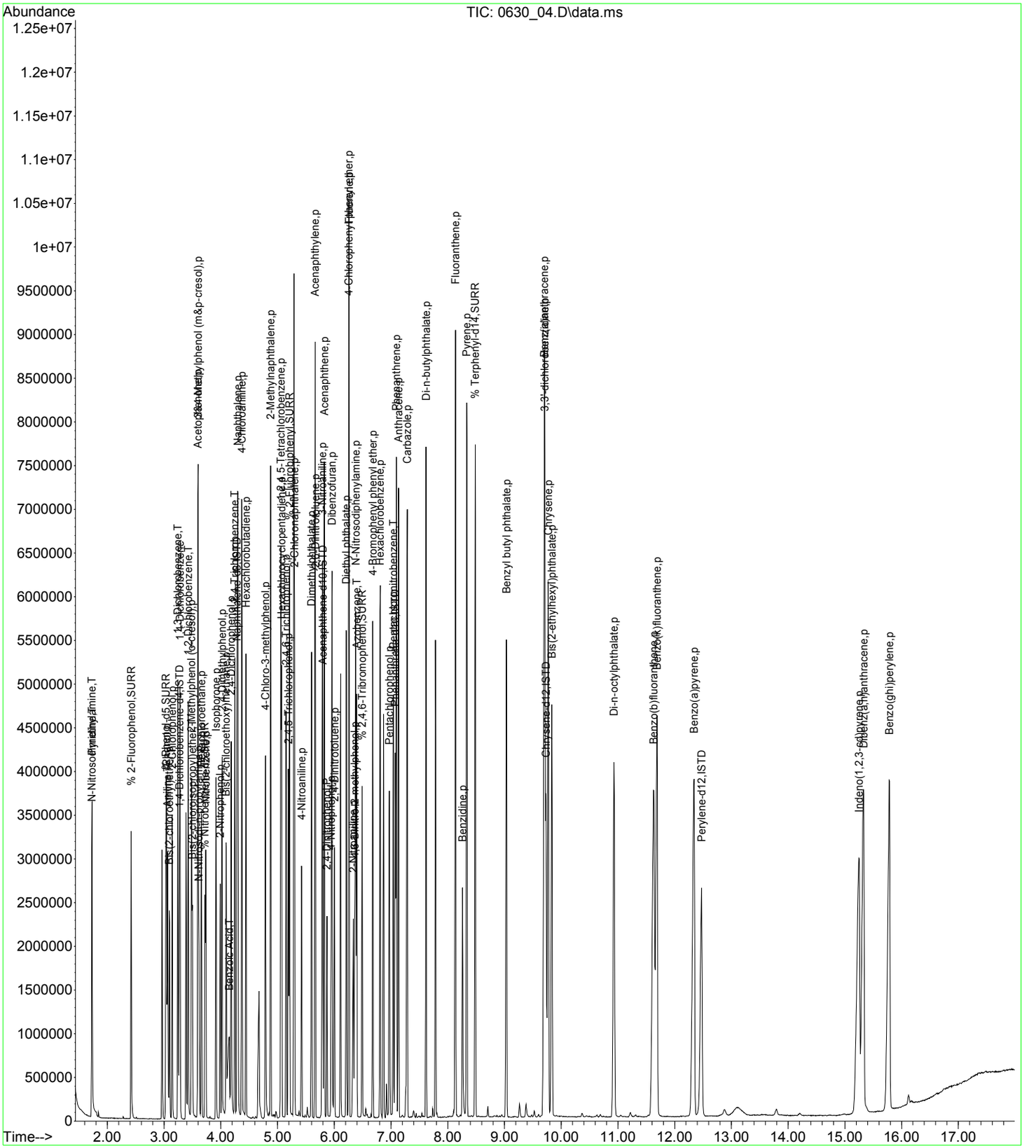

Quantitation Report (QT Reviewed)

Data Path : H:\SV2017\CHEM25\06JUN\30\
Data File : 0630_05.D
Acq On : 30 Jun 2017 10:34 am
Operator :
Client ID : ICAL 50
Lab ID : 50PPM 8270;15I
ALS Vial : 5 Sample Multiplier: 1

Quant Time: Jun 30 10:56:12 2017
Quant Method : H:\SV2017\CHEM25\METHODS\SV_0630.M
Quant Title : Semivolatiles by GC/MS - EPA Method 625/8270
QLast Update : Fri Jun 30 10:37:33 2017
Response via : Initial Calibration

Compound	R.T.	QIon	Response	Conc	Units	Dev(Min)
Internal Standards						
1) 1,4-Dichlorobenzene-d4	3.264	152	348664	40.000	ng	0.00
23) Naphthalene-d8	4.279	136	1328889	40.000	ng	0.00
41) Acenaphthene-d10	5.791	164	710428	40.000	ng	0.00
65) Phenanthrene-d10	7.068	188	1251313	40.000	ng	0.00
81) Chrysene-d12	9.723	240	1266435	40.000	ng	0.00
88) Perylene-d12	12.453	264	1598345	40.000	ng	0.00
System Monitoring Compounds						
5) % 2-Fluorophenol	2.420	112	557341	51.258	ng	0.00
Spiked Amount 75.000	Range 30 - 130		Recovery = 68.35%			
6) % Phenol-d5	3.029	99	621425	50.154	ng	0.00
Spiked Amount 75.000	Range 30 - 130		Recovery = 66.87%			
21) % Nitrobenzene-d5	3.718	82	418838	48.879	ng	0.00
Spiked Amount 50.000	Range 30 - 130		Recovery = 97.76%			
44) % 2-Fluorobiphenyl	5.209	172	1128099	52.908	ng	0.00
Spiked Amount 50.000	Range 30 - 130		Recovery = 105.82%			
66) % 2,4,6-Tribromophenol	6.486	62	55260	51.081	ng	0.00
Spiked Amount 75.000	Range 30 - 130		Recovery = 68.11%			
80) % Terphenyl-d14	8.478	244	1490412	52.914	ng	0.00
Spiked Amount 50.000			Recovery = 105.82%			
Target Compounds						Qvalue
2) N-Nitrosodimethylamine	1.726	74	315571	50.448	ng	99
3) Pyridine	1.731	79	586194	51.674	ng	99
7) Phenol	3.040	94	652525	50.067	ng	98
8) Bis(2-chloroethyl)ether	3.093	93	446355	50.320	ng	98
9) Aniline	3.061	93	693876	51.549	ng	100
10) 2-Chlorophenol	3.142	128	563043	50.948	ng	99
11) 1,3-Dichlorobenzene	3.243	146	680021	52.341	ng	99
12) 1,4-Dichlorobenzene	3.280	146	617319	52.006	ng	99
14) 1,2-Dichlorobenzene	3.425	146	619943	51.903	ng	99
15) 2-Methylphenol (o-cresol)	3.478	107	385573	48.917	ng	99
16) Bis(2-chloroisopropyl)...	3.494	45	348072	50.806	ng	99
17) N-Nitrosodi-n-propylamine	3.606	70	256330	48.716	ng	98
18) 3&4-Methylphenol (m&p-...	3.590	107	556911	50.550	ng	99
19) Acetophenone	3.590	105	644421	50.058	ng	99
20) Hexachloroethane	3.654	117	202106	52.024	ng	99
22) Nitrobenzene	3.729	77	402801	49.671	ng	98
24) Isophorone	3.905	82	830536	51.935	ng	99
25) 2-Nitrophenol	3.986	81	75532	55.782	ng	94
26) 2,4-Dimethylphenol	4.012	107	459883	53.316	ng	100
27) Bis(2-chloroethoxy)met...	4.092	93	502293	52.722	ng	98
28) Benzoic Acid	4.119	105	415299	51.609	ng	99
29) 2,4-Dichlorophenol	4.178	162	487687	52.347	ng	100
30) 1,2,4-Trichlorobenzene	4.247	180	546115	53.851	ng	99
33) Naphthalene	4.295	128	1348331	54.248	ng	100
34) 4-Chloroaniline	4.365	65	117946	53.747	ng	99
36) Hexachlorobutadiene	4.440	225	317665	53.846	ng	99
37) 4-Chloro-3-methylphenol	4.776	107	427213	51.361	ng	99
38) 2-Methylnaphthalene	4.878	142	1136174	53.245	ng	99
39) Hexachlorocyclopentadiene	5.070	237	408713	53.481	ng	100
40) 1,2,4,5-Tetrachloroben...	5.054	216	632500	52.710	ng	99
42) 2,4,6-Trichlorophenol	5.145	196	373315	51.292	ng	98
43) 2,4,5-Trichlorophenol	5.182	196	377312	51.021	ng	99
45) 2-Chloronaphthalene	5.294	162	907487	51.720	ng	99
46) 4-Nitroaniline	5.417	65	196744	49.404	ng	97
48) Dimethylphthalate	5.594	163	1197615	50.808	ng	100
49) 2,6-Dinitrotoluene	5.658	165	271422	52.307	ng	97
50) Acenaphthylene	5.658	152	1531753	52.555	ng	100
51) 3-Nitroaniline	5.781	138	304634	50.132	ng	98
52) Acenaphthene	5.818	154	872347	51.574	ng	100
53) 2,4-Dinitrophenol	5.866	184	188266	48.383	ng	96

Quantitation Report (QT Reviewed)

Data Path : H:\SV2017\CHEM25\06JUN\30\
Data File : 0630_05.D
Acq On : 30 Jun 2017 10:34 am
Operator :
Client ID : ICAL 50
Lab ID : 50PPM 8270;15I
ALS Vial : 5 Sample Multiplier: 1

Quant Time: Jun 30 10:56:12 2017
Quant Method : H:\SV2017\CHEM25\METHODS\SV_0630.M
Quant Title : Semivolatiles by GC/MS - EPA Method 625/8270
QLast Update : Fri Jun 30 10:37:33 2017
Response via : Initial Calibration

Compound	R.T.	QIon	Response	Conc	Units	Dev(Min)
54) Dibenzofuran	5.957	168	1434967	52.106	ng	99
55) 2,4-Dinitrotoluene	5.994	165	359142	49.702	ng	98
56) 4-Nitrophenol	5.936	65	144388	49.560	ng	97
58) Diethyl phthalate	6.208	149	1060668	50.931	ng	100
59) Fluorene	6.256	166	1085786	52.974	ng	99
60) 4-Chlorophenyl phenyl ...	6.251	204	582743	51.970	ng	99
61) 2-Nitroaniline	6.320	108	133240	48.235	ng	98
62) 4,6-Dinitro-2-methylph...	6.347	198	251296	49.223	ng	98
63) N-Nitrosodiphenylamine	6.368	169	824028	51.937	ng	98
64) Azobenzene	6.390	77	772133	49.996	ng	100
67) 4-Bromophenyl phenyl e...	6.673	248	439796	51.591	ng	99
68) Hexachlorobenzene	6.801	142	114559	52.344	ng	100
69) Pentachlorophenol	6.967	266	237444	47.595	ng	99
70) Pentachloronitrobenzene	7.031	214	95997	50.334	ng	93
72) Phenanthrene	7.089	178	1575920	53.218	ng	99
73) Anthracene	7.127	178	1616899	53.562	ng	99
74) Carbazole	7.276	167	1615389	52.226	ng	100
75) Di-n-butylphthalate	7.613	149	1881153	52.215	ng	100
77) Fluoranthene	8.131	202	2045106	53.235	ng	100
78) Benzidine	8.254	184	645031	76.841	ng	100
79) Pyrene	8.329	202	1980071	53.235	ng	100
82) Benzyl butyl phthalate	9.029	149	848746	51.974	ng	99
83) Bis(2-ethylhexyl)phtha...	9.830	149	1085307	51.293	ng	100
84) Benz(a)anthracene	9.691	228	1987203	52.580	ng	100
85) Chrysene	9.761	228	1704261	52.496	ng	100
86) Di-n-octylphthalate	10.920	149	2057981	51.264	ng	100
87) 3,3'-dichlorobenzidine	9.696	252	765780	57.603	ng	99
89) Benzo(b)fluoranthene	11.614	252	2300191	51.809	ng	100
90) Benzo(k)fluoranthene	11.662	252	1907453	51.561	ng	100
91) Benzo(a)pyrene	12.314	252	2145574	52.052	ng	100
92) Indeno(1,2,3-cd)pyrene	15.215	276	2133147	51.660	ng	100
93) Dibenz(a,h)anthracene	15.295	278	2067212	50.596	ng	100
94) Benzo(ghi)perylene	15.755	276	2141304	52.219	ng	99

(#)out of range (m)manual integration reviewed by analyst (+)signals summed

Quantitation Report (QT Reviewed)

Data Path : H:\SV2017\CHEM25\06JUN\30\
Data File : 0630_05.D
Acq On : 30 Jun 2017 10:34 am
Operator :
Client ID : ICAL 50
Lab ID : 50PPM 8270;15I
ALS Vial : 5 Sample Multiplier: 1

Quant Time: Jun 30 10:56:12 2017
Quant Method : H:\SV2017\CHEM25\METHODS\SV_0630.M
Quant Title : Semivolatiles by GC/MS - EPA Method 625/8270
QLast Update : Fri Jun 30 10:37:33 2017
Response via : Initial Calibration

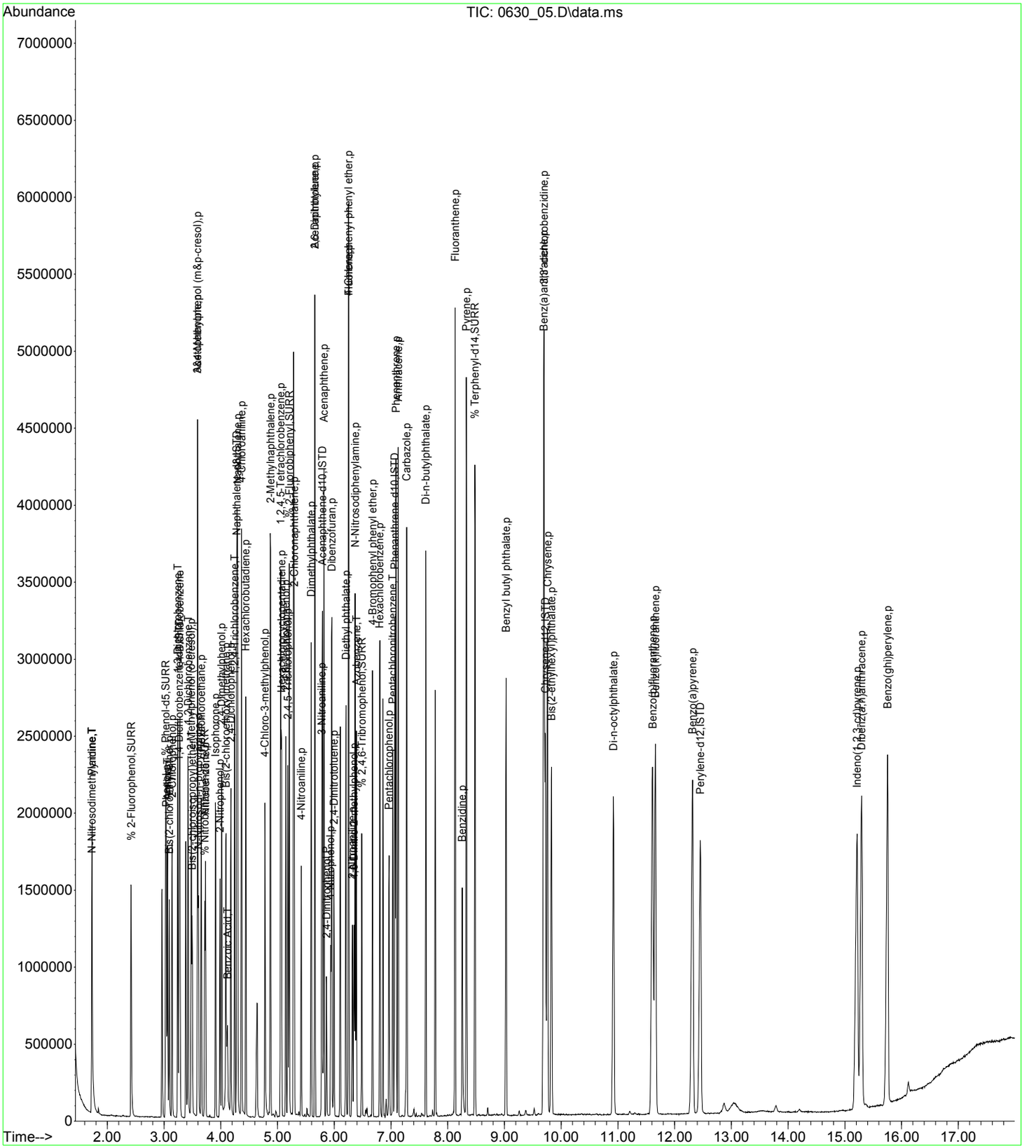

Quantitation Report (QT Reviewed)

Data Path : H:\SV2017\CHEM25\06JUN\30\
Data File : 0630_06.D
Acq On : 30 Jun 2017 10:56 am
Operator :
Client ID : ICAL 20
Lab ID : 20PPM 8270;15J
ALS Vial : 6 Sample Multiplier: 1

Quant Time: Jun 30 12:37:40 2017
Quant Method : H:\SV2017\CHEM25\METHODS\SV_0630.M
Quant Title : Semivolatiles by GC/MS - EPA Method 625/8270
QLast Update : Fri Jun 30 11:05:04 2017
Response via : Initial Calibration

Compound	R.T.	QIon	Response	Conc	Units	Dev(Min)
Internal Standards						
1) 1,4-Dichlorobenzene-d4	3.264	152	227855	40.000	ng	0.00
23) Naphthalene-d8	4.279	136	816314	40.000	ng	0.00
41) Acenaphthene-d10	5.791	164	476415	40.000	ng	0.00
65) Phenanthrene-d10	7.063	188	867769	40.000	ng	0.00
81) Chrysene-d12	9.712	240	928796	40.000	ng	-0.01
88) Perylene-d12	12.442	264	1097855	40.000	ng	-0.02
System Monitoring Compounds						
5) % 2-Fluorophenol	2.420	112	138002	19.300	ng	0.00
Spiked Amount 75.000	Range 30 - 130		Recovery =	25.73%#		
6) % Phenol-d5	3.024	99	156335	19.292	ng	0.00
Spiked Amount 75.000	Range 30 - 130		Recovery =	25.72%#		
21) % Nitrobenzene-d5	3.713	82	110546	19.852	ng	0.00
Spiked Amount 50.000	Range 30 - 130		Recovery =	39.70%		
44) % 2-Fluorobiphenyl	5.204	172	323015	22.267	ng	0.00
Spiked Amount 50.000	Range 30 - 130		Recovery =	44.54%		
66) % 2,4,6-Tribromophenol	6.480	62	14396	19.086	ng	0.00
Spiked Amount 75.000	Range 30 - 130		Recovery =	25.45%#		
80) % Terphenyl-d14	8.478	244	430267	21.711	ng	0.00
Spiked Amount 50.000			Recovery =	43.42%		
Target Compounds						Qvalue
2) N-Nitrosodimethylamine	1.726	74	74660	18.223	ng	97
3) Pyridine	1.731	79	149859	20.047	ng	99
7) Phenol	3.035	94	169756	19.924	ng	98
8) Bis(2-chloroethyl)ether	3.088	93	117162	20.179	ng	100
9) Aniline	3.056	93	175367	19.783	ng	98
10) 2-Chlorophenol	3.136	128	147867	20.378	ng	100
11) 1,3-Dichlorobenzene	3.243	146	179181	20.860	ng	99
12) 1,4-Dichlorobenzene	3.280	146	164424	20.986	ng	99
14) 1,2-Dichlorobenzene	3.419	146	168838	21.426	ng	98
15) 2-Methylphenol (o-cresol)	3.478	107	104608	20.418	ng	98
16) Bis(2-chloroisopropyl)...	3.494	45	94343	20.987	ng	99
17) N-Nitrosodi-n-propylamine	3.601	70	68549	20.064	ng	97
18) 3&4-Methylphenol (m&p-...	3.585	107	144838	20.062	ng	96
19) Acetophenone	3.590	105	173826	20.656	ng	99
20) Hexachloroethane	3.654	117	54719	21.337	ng	99
22) Nitrobenzene	3.729	77	105780	19.993	ng	98
24) Isophorone	3.905	82	216807	21.859	ng	100
25) 2-Nitrophenol	3.986	81	19020	22.224	ng	98
26) 2,4-Dimethylphenol	4.012	107	119947	22.268	ng	100
27) Bis(2-chloroethoxy)met...	4.087	93	128376	21.641	ng	98
28) Benzoic Acid	4.082	105	103702	20.811	ng	97
29) 2,4-Dichlorophenol	4.173	162	129485	22.363	ng	100
30) 1,2,4-Trichlorobenzene	4.242	180	148005	23.309	ng	100
33) Naphthalene	4.295	128	376442	24.143	ng	99
34) 4-Chloroaniline	4.360	65	32744	23.844	ng	92
36) Hexachlorobutadiene	4.440	225	83023	22.477	ng	97
37) 4-Chloro-3-methylphenol	4.771	107	111132	21.603	ng	99
38) 2-Methylnaphthalene	4.872	142	312519	23.461	ng	99
39) Hexachlorocyclopentadiene	5.070	237	108309	22.677	ng	99
40) 1,2,4,5-Tetrachloroben...	5.054	216	172164	23.044	ng	99
42) 2,4,6-Trichlorophenol	5.145	196	99754	20.307	ng	98
43) 2,4,5-Trichlorophenol	5.177	196	101570	20.377	ng	98
45) 2-Chloronaphthalene	5.289	162	265297	22.355	ng	99
46) 4-Nitroaniline	5.412	65	52584	19.749	ng	98
48) Dimethylphthalate	5.588	163	320219	20.176	ng	99
49) 2,6-Dinitrotoluene	5.652	165	74119	21.057	ng	98
50) Acenaphthylene	5.658	152	436739	22.063	ng	99
51) 3-Nitroaniline	5.775	138	79937	19.604	ng	98
52) Acenaphthene	5.818	154	242515	21.213	ng	98
53) 2,4-Dinitrophenol	5.861	184	40447	15.627	ng	100

Quantitation Report (QT Reviewed)

Data Path : H:\SV2017\CHEM25\06JUN\30\
Data File : 0630_06.D
Acq On : 30 Jun 2017 10:56 am
Operator :
Client ID : ICAL 20
Lab ID : 20PPM 8270;15J
ALS Vial : 6 Sample Multiplier: 1

Quant Time: Jun 30 12:37:40 2017
Quant Method : H:\SV2017\CHEM25\METHODS\SV_0630.M
Quant Title : Semivolatiles by GC/MS - EPA Method 625/8270
QLast Update : Fri Jun 30 11:05:04 2017
Response via : Initial Calibration

Compound	R.T.	QIon	Response	Conc	Units	Dev(Min)
54) Dibenzofuran	5.952	168	404354	21.667	ng	99
55) 2,4-Dinitrotoluene	5.989	165	97487	20.148	ng	99
56) 4-Nitrophenol	5.930	65	37318	19.143	ng	94
58) Diethyl phthalate	6.203	149	295946	21.093	ng	100
59) Fluorene	6.251	166	326025	23.372	ng	100
60) 4-Chlorophenyl phenyl ...	6.251	204	166681	21.950	ng	98
61) 2-Nitroaniline	6.309	108	37028	20.167	ng	97
62) 4,6-Dinitro-2-methylph...	6.342	198	60946	17.871	ng	98
63) N-Nitrosodiphenylamine	6.363	169	236481	22.013	ng	98
64) Azobenzene	6.384	77	222098	21.445	ng	100
67) 4-Bromophenyl phenyl e...	6.673	248	120289	20.187	ng	99
68) Hexachlorobenzene	6.801	142	32532	21.186	ng	97
69) Pentachlorophenol	6.961	266	52957	15.493	ng	98
70) Pentachloronitrobenzene	7.025	214	27571	20.811	ng	97
72) Phenanthrene	7.084	178	456914	21.897	ng	100
73) Anthracene	7.121	178	462691	21.715	ng	99
74) Carbazole	7.276	167	459082	21.167	ng	99
75) Di-n-butylphthalate	7.613	149	519441	20.563	ng	99
77) Fluoranthene	8.126	202	593042	21.906	ng	100
78) Benzidine	8.254	184	126678	19.186	ng	98
79) Pyrene	8.329	202	584270	22.291	ng	100
82) Benzyl butyl phthalate	9.023	149	233936	19.342	ng	99
83) Bis(2-ethylhexyl)phtha...	9.825	149	308150	19.730	ng	99
84) Benz(a)anthracene	9.691	228	586348	20.885	ng	100
85) Chrysene	9.750	228	497094	20.621	ng	100
86) Di-n-octylphthalate	10.914	149	572337	19.317	ng	100
87) 3,3'-dichlorobenzidine	9.691	252	201011	19.862	ng	99
89) Benzo(b)fluoranthene	11.593	252	650567	21.142	ng	99
90) Benzo(k)fluoranthene	11.646	252	577704	22.559	ng	100
91) Benzo(a)pyrene	12.298	252	617410	21.585	ng	100
92) Indeno(1,2,3-cd)pyrene	15.188	276	599017	20.946	ng	100
93) Dibenz(a,h)anthracene	15.274	278	588147	20.895	ng	100
94) Benzo(ghi)perylene	15.728	276	614191	21.567	ng	99

(#)out of range (m)manual integration reviewed by analyst (+)signals summed

Quantitation Report (QT Reviewed)

Data Path : H:\SV2017\CHEM25\06JUN\30\
Data File : 0630_06.D
Acq On : 30 Jun 2017 10:56 am
Operator :
Client ID : ICAL 20
Lab ID : 20PPM 8270;15J
ALS Vial : 6 Sample Multiplier: 1

Quant Time: Jun 30 12:37:40 2017
Quant Method : H:\SV2017\CHEM25\METHODS\SV_0630.M
Quant Title : Semivolatiles by GC/MS - EPA Method 625/8270
QLast Update : Fri Jun 30 11:05:04 2017
Response via : Initial Calibration

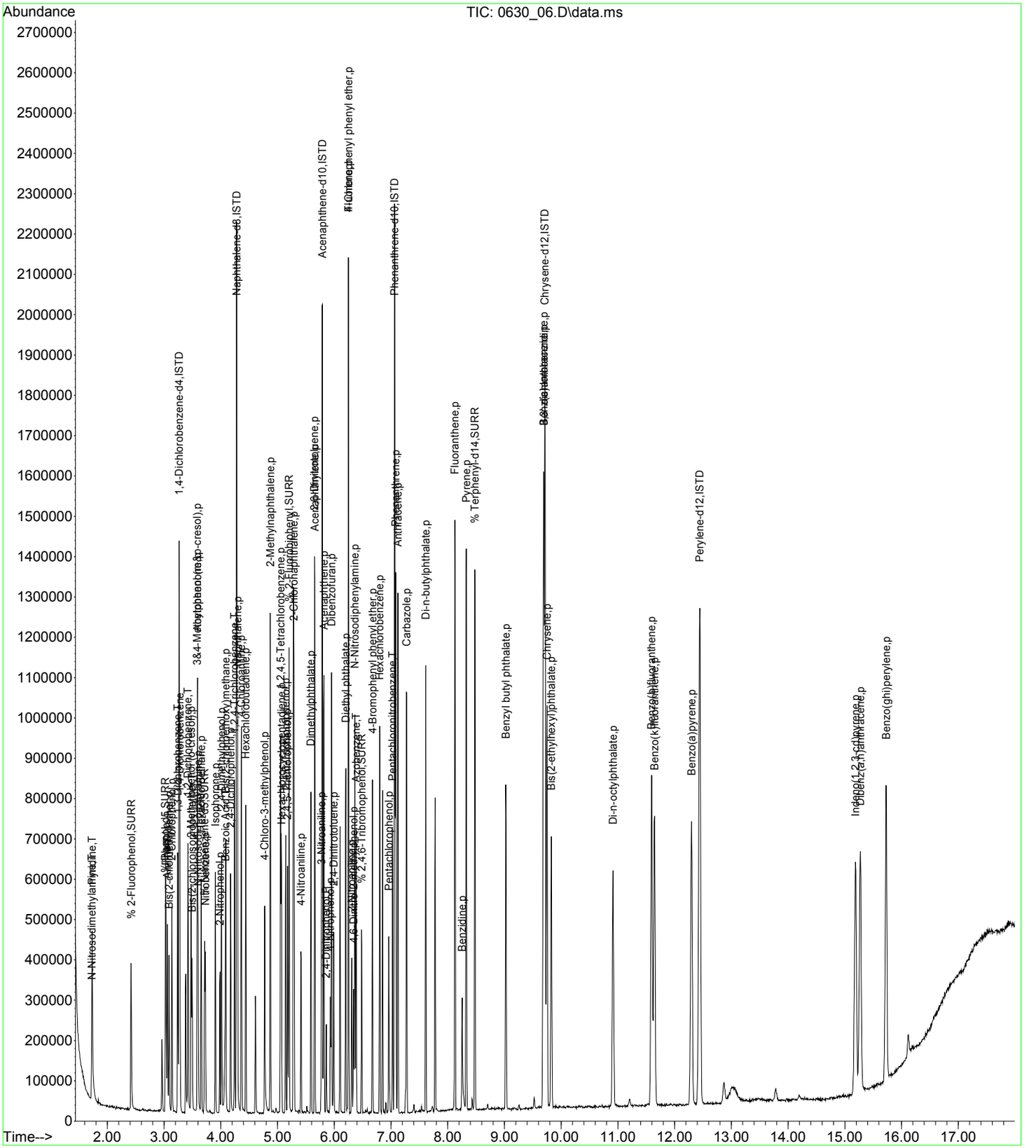

Data Path : H:\SV2017\CHEM25\06JUN\30\
Data File : 0630_07.D
Acq On : 30 Jun 2017 11:19 am
Operator :
Client ID : ICAL 10
Lab ID : 10PPM 8270;15K
ALS Vial : 7 Sample Multiplier: 1

Quant Time: Jun 30 12:37:53 2017
Quant Method : H:\SV2017\CHEM25\METHODS\SV_0630.M
Quant Title : Semivolatiles by GC/MS - EPA Method 625/8270
QLast Update : Fri Jun 30 12:37:50 2017
Response via : Initial Calibration

Compound	R.T.	QIon	Response	Conc	Units	Dev(Min)
Internal Standards						
1) 1,4-Dichlorobenzene-d4	3.264	152	206761	40.000	ng	0.00
23) Naphthalene-d8	4.279	136	702817	40.000	ng	0.00
41) Acenaphthene-d10	5.786	164	423486	40.000	ng	0.00
65) Phenanthrene-d10	7.063	188	778349	40.000	ng	0.00
81) Chrysene-d12	9.712	240	821719	40.000	ng	-0.01
88) Perylene-d12	12.437	264	928569	40.000	ng	-0.02
System Monitoring Compounds						
5) % 2-Fluorophenol	2.420	112	63574	9.867	ng	0.00
Spiked Amount 75.000	Range 30 - 130		Recovery =	13.16%#		
6) % Phenol-d5	3.024	99	70261	9.623	ng	0.00
Spiked Amount 75.000	Range 30 - 130		Recovery =	12.83%#		
21) % Nitrobenzene-d5	3.713	82	51008	10.110	ng	0.00
Spiked Amount 50.000	Range 30 - 130		Recovery =	20.22%#		
44) % 2-Fluorobiphenyl	5.204	172	156109	11.838	ng	0.00
Spiked Amount 50.000	Range 30 - 130		Recovery =	23.68%#		
66) % 2,4,6-Tribromophenol	6.480	62	6526	9.735	ng	0.00
Spiked Amount 75.000	Range 30 - 130		Recovery =	12.99%#		
80) % Terphenyl-d14	8.478	244	199144	11.015	ng	0.00
Spiked Amount 50.000			Recovery =	22.02%		
Target Compounds						Qvalue
2) N-Nitrosodimethylamine	1.726	74	33976	9.304	ng	96
3) Pyridine	1.736	79	70181	10.341	ng	99
7) Phenol	3.035	94	75146	9.727	ng	97
8) Bis(2-chloroethyl)ether	3.088	93	53175	10.075	ng	100
9) Aniline	3.056	93	73209	9.121	ng	98
10) 2-Chlorophenol	3.136	128	65436	9.900	ng	98
11) 1,3-Dichlorobenzene	3.243	146	82341	10.474	ng	100
12) 1,4-Dichlorobenzene	3.280	146	78262	10.900	ng	99
14) 1,2-Dichlorobenzene	3.419	146	75488	10.409	ng	98
15) 2-Methylphenol (o-cresol)	3.478	107	46521	9.965	ng	98
16) Bis(2-chloroisopropyl)...	3.494	45	42609	10.344	ng	98
17) N-Nitrosodi-n-propylamine	3.601	70	32520	10.483	ng	94
18) 3&4-Methylphenol (m&p-...	3.585	107	65513	9.994	ng	97
19) Acetophenone	3.590	105	82790	10.771	ng	96
20) Hexachloroethane	3.654	117	26265	11.138	ng	93
22) Nitrobenzene	3.729	77	50291	10.476	ng	97
24) Isophorone	3.905	82	99347	11.422	ng	99
25) 2-Nitrophenol	3.986	81	8800	11.683	ng	96
26) 2,4-Dimethylphenol	4.012	107	52424	11.054	ng	94
27) Bis(2-chloroethoxy)met...	4.087	93	61642	11.875	ng	99
28) Benzoic Acid	4.071	105	47435	10.968	ng	97
29) 2,4-Dichlorophenol	4.173	162	58827	11.528	ng	99
30) 1,2,4-Trichlorobenzene	4.242	180	68282	12.090	ng	99
33) Naphthalene	4.295	128	175886	12.581	ng	98
34) 4-Chloroaniline	4.360	65	13533	11.022	ng	95
36) Hexachlorobutadiene	4.440	225	39311	12.063	ng	99
37) 4-Chloro-3-methylphenol	4.771	107	50197	11.155	ng	99
38) 2-Methylnaphthalene	4.872	142	144807	12.204	ng	99
39) Hexachlorocyclopentadiene	5.065	237	49748	11.782	ng	98
40) 1,2,4,5-Tetrachloroben...	5.054	216	79111	11.936	ng	98
42) 2,4,6-Trichlorophenol	5.145	196	45698	10.433	ng	96
43) 2,4,5-Trichlorophenol	5.177	196	46052	10.355	ng	98
45) 2-Chloronaphthalene	5.289	162	127321	11.792	ng	99
46) 4-Nitroaniline	5.412	65	24534	10.392	ng	94
48) Dimethylphthalate	5.588	163	150078	10.619	ng	99
49) 2,6-Dinitrotoluene	5.652	165	35065	11.090	ng	96
50) Acenaphthylene	5.658	152	209114	11.644	ng	99
51) 3-Nitroaniline	5.775	138	35545	9.845	ng	97
52) Acenaphthene	5.813	154	115161	11.197	ng	98
53) 2,4-Dinitrophenol	5.861	184	15046	6.839	ng	93

Quantitation Report (QT Reviewed)

Data Path : H:\SV2017\CHEM25\06JUN\30\
Data File : 0630_07.D
Acq On : 30 Jun 2017 11:19 am
Operator :
Client ID : ICAL 10
Lab ID : 10PPM 8270;15K
ALS Vial : 7 Sample Multiplier: 1

Quant Time: Jun 30 12:37:53 2017
Quant Method : H:\SV2017\CHEM25\METHODS\SV_0630.M
Quant Title : Semivolatiles by GC/MS - EPA Method 625/8270
QLast Update : Fri Jun 30 12:37:50 2017
Response via : Initial Calibration

Compound	R.T.	QIon	Response	Conc	Units	Dev(Min)
54) Dibenzofuran	5.952	168	189248	11.221	ng	97
55) 2,4-Dinitrotoluene	5.989	165	43623	10.128	ng	100
56) 4-Nitrophenol	5.930	65	16911	9.843	ng	95
58) Diethyl phthalate	6.197	149	140083	11.110	ng	99
59) Fluorene	6.251	166	154934	12.087	ng	100
60) 4-Chlorophenyl phenyl ...	6.251	204	79321	11.527	ng	98
61) 2-Nitroaniline	6.309	108	16276	9.956	ng	99
62) 4,6-Dinitro-2-methylph...	6.336	198	25591	8.626	ng	97
63) N-Nitrosodiphenylamine	6.363	169	113288	11.629	ng	99
64) Azobenzene	6.384	77	107162	11.475	ng	98
67) 4-Bromophenyl phenyl e...	6.673	248	55962	10.451	ng	100
68) Hexachlorobenzene	6.801	142	14807	10.625	ng	96
69) Pentachlorophenol	6.961	266	21198	7.241	ng	95
70) Pentachloronitrobenzene	7.025	214	12034	10.046	ng	90
72) Phenanthrene	7.084	178	216855	11.371	ng	100
73) Anthracene	7.121	178	220809	11.359	ng	99
74) Carbazole	7.271	167	212162	10.780	ng	99
75) Di-n-butylphthalate	7.613	149	243235	10.675	ng	100
77) Fluoranthene	8.126	202	273175	11.039	ng	99
78) Benzidine	8.254	184	67468	11.486	ng	99
79) Pyrene	8.323	202	277127	11.523	ng	99
82) Benzyl butyl phthalate	9.023	149	105048	9.882	ng	100
83) Bis(2-ethylhexyl)phtha...	9.825	149	141981	10.303	ng	99
84) Benz(a)anthracene	9.686	228	271134	10.820	ng	99
85) Chrysene	9.745	228	228276	10.637	ng	100
86) Di-n-octylphthalate	10.914	149	255352	9.809	ng	100
87) 3,3'-dichlorobenzidine	9.691	252	99243	11.099	ng	99
89) Benzo(b)fluoranthene	11.593	252	283903	10.785	ng	99
90) Benzo(k)fluoranthene	11.641	252	266021	11.975	ng	99
91) Benzo(a)pyrene	12.293	252	271509	11.048	ng	100
92) Indeno(1,2,3-cd)pyrene	15.183	276	257067	10.528	ng	99
93) Dibenz(a,h)anthracene	15.263	278	257047	10.701	ng	100
94) Benzo(ghi)perylene	15.717	276	261542	10.691	ng	99

(#)out of range (m)manual integration reviewed by analyst (+)signals summed

Quantitation Report (QT Reviewed)

Data Path : H:\SV2017\CHEM25\06JUN\30\
Data File : 0630_07.D
Acq On : 30 Jun 2017 11:19 am
Operator :
Client ID : ICAL 10
Lab ID : 10PPM 8270;15K
ALS Vial : 7 Sample Multiplier: 1

Quant Time: Jun 30 12:37:53 2017
Quant Method : H:\SV2017\CHEM25\METHODS\SV_0630.M
Quant Title : Semivolatiles by GC/MS - EPA Method 625/8270
QLast Update : Fri Jun 30 12:37:50 2017
Response via : Initial Calibration

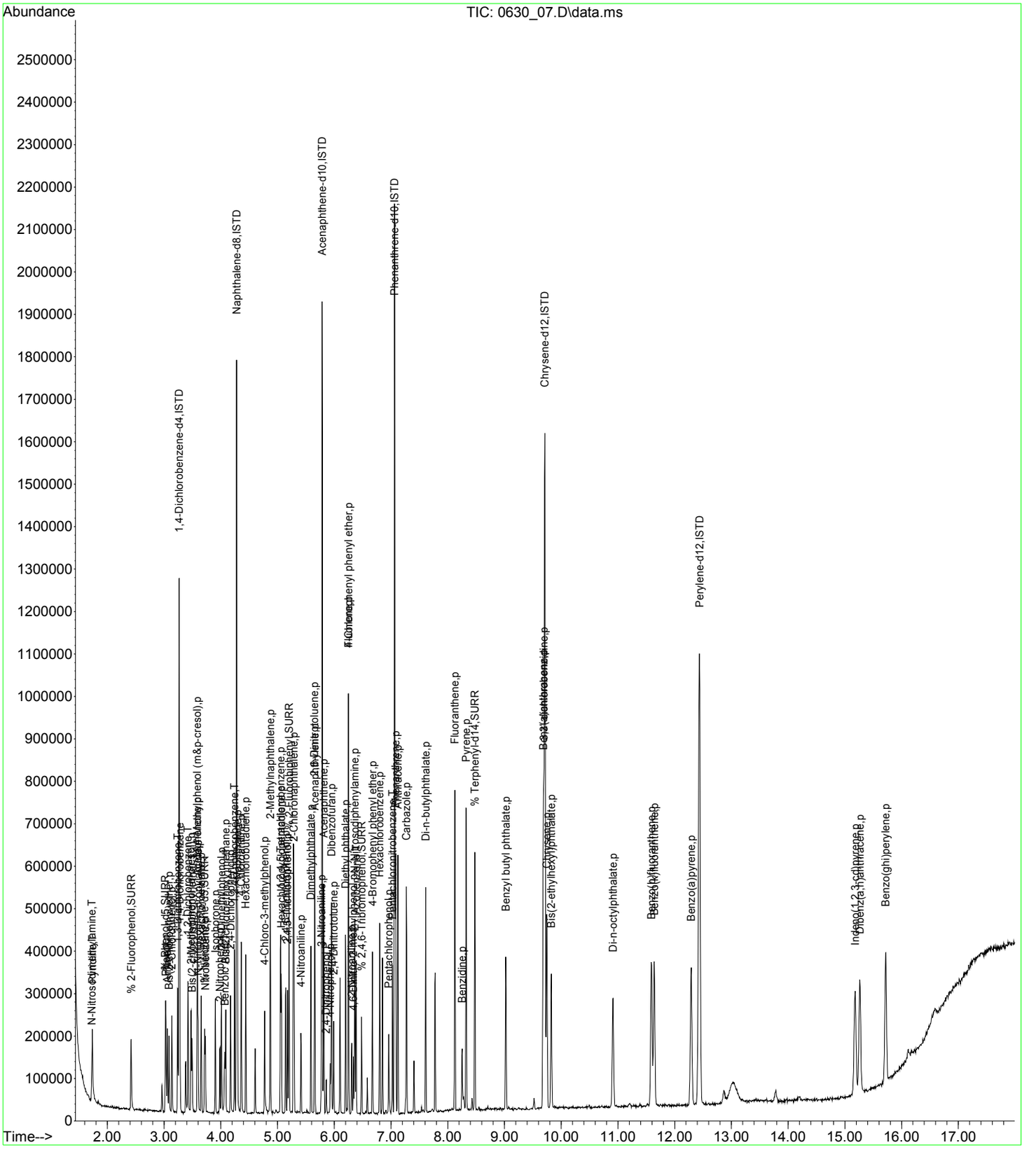

Quantitation Report (QT Reviewed)

Data Path : H:\SV2017\CHEM25\06JUN\30\
Data File : 0630_08.D
Acq On : 30 Jun 2017 11:42 am
Operator :
Client ID : ICAL 3.5
Lab ID : 3.5PPM 8270;15L
ALS Vial : 8 Sample Multiplier: 1

Quant Time: Jun 30 12:38:06 2017
Quant Method : H:\SV2017\CHEM25\METHODS\SV_0630.M
Quant Title : Semivolatiles by GC/MS - EPA Method 625/8270
QLast Update : Fri Jun 30 12:38:03 2017
Response via : Initial Calibration

Compound	R.T.	QIon	Response	Conc	Units	Dev(Min)
Internal Standards						
1) 1,4-Dichlorobenzene-d4	3.264	152	385071	40.000	ng	0.00
23) Naphthalene-d8	4.279	136	1368708	40.000	ng	0.00
41) Acenaphthene-d10	5.786	164	878161	40.000	ng	0.00
65) Phenanthrene-d10	7.063	188	1608353	40.000	ng	0.00
81) Chrysene-d12	9.712	240	1667318	40.000	ng	-0.01
88) Perylene-d12	12.448	264	1869553	40.000	ng	-0.01
System Monitoring Compounds						
5) % 2-Fluorophenol	2.415	112	40271	3.363	ng	0.00
Spiked Amount 75.000	Range 30 - 130		Recovery =	4.48%#		
6) % Phenol-d5	3.024	99	47233	3.496	ng	0.00
Spiked Amount 75.000	Range 30 - 130		Recovery =	4.67%#		
21) % Nitrobenzene-d5	3.713	82	37761	4.011	ng	0.00
Spiked Amount 50.000	Range 30 - 130		Recovery =	8.02%#		
44) % 2-Fluorobiphenyl	5.204	172	119265	4.232	ng	0.00
Spiked Amount 50.000	Range 30 - 130		Recovery =	8.46%#		
66) % 2,4,6-Tribromophenol	6.480	62	5339	3.871	ng	0.00
Spiked Amount 75.000	Range 30 - 130		Recovery =	5.16%#		
80) % Terphenyl-d14	8.478	244	161392	4.248	ng	0.00
Spiked Amount 50.000			Recovery =	8.50%		
Target Compounds						Qvalue
2) N-Nitrosodimethylamine	1.726	74	22141	3.294	ng	95
3) Pyridine	1.736	79	41455	3.261	ng	98
7) Phenol	3.029	94	51711	3.610	ng	96
8) Bis(2-chloroethyl)ether	3.088	93	38869	3.949	ng	98
9) Aniline	3.056	93	47511	3.226	ng	99
10) 2-Chlorophenol	3.136	128	46742	3.804	ng	99
11) 1,3-Dichlorobenzene	3.238	146	56772	3.847	ng	98
12) 1,4-Dichlorobenzene	3.275	146	50743	3.739	ng	95
14) 1,2-Dichlorobenzene	3.419	146	52390	3.853	ng	99
15) 2-Methylphenol (o-cresol)	3.473	107	32353	3.723	ng	91
16) Bis(2-chloroisopropyl)...	3.494	45	32458	4.207	ng	98
17) N-Nitrosodi-n-propylamine	3.601	70	25214	4.329	ng	99
18) 3&4-Methylphenol (m&p-...	3.585	107	48035	3.935	ng	96
19) Acetophenone	3.590	105	59390	4.096	ng	96
20) Hexachloroethane	3.654	117	18918	4.227	ng	94
22) Nitrobenzene	3.724	77	37404	4.151	ng	97
24) Isophorone	3.905	82	75684	4.365	ng	99
25) 2-Nitrophenol	3.986	81	7179	4.761	ng	84
26) 2,4-Dimethylphenol	4.012	107	38648	4.112	ng	100
27) Bis(2-chloroethoxy)met...	4.087	93	45754	4.389	ng	97
28) Benzoic Acid	4.066	105	33907	3.962	ng	99
29) 2,4-Dichlorophenol	4.172	162	42678	4.188	ng	99
30) 1,2,4-Trichlorobenzene	4.242	180	50749	4.459	ng	99
33) Naphthalene	4.295	128	126783	4.465	ng	98
34) 4-Chloroaniline	4.359	65	10087	4.148	ng	97
36) Hexachlorobutadiene	4.440	225	28459	4.335	ng	97
37) 4-Chloro-3-methylphenol	4.771	107	38569	4.318	ng	100
38) 2-Methylnaphthalene	4.872	142	107294	4.479	ng	99
39) Hexachlorocyclopentadiene	5.065	237	36424	4.302	ng	97
40) 1,2,4,5-Tetrachloroben...	5.054	216	60902	4.571	ng	98
42) 2,4,6-Trichlorophenol	5.145	196	36450	3.984	ng	100
43) 2,4,5-Trichlorophenol	5.177	196	36225	3.905	ng	99
45) 2-Chloronaphthalene	5.289	162	97499	4.228	ng	98
46) 4-Nitroaniline	5.412	65	19454	3.948	ng	92
48) Dimethylphthalate	5.588	163	120218	4.060	ng	99
49) 2,6-Dinitrotoluene	5.652	165	27350	4.097	ng	98
50) Acenaphthylene	5.652	152	164662	4.304	ng	99
51) 3-Nitroaniline	5.775	138	28693	3.843	ng	93
52) Acenaphthene	5.813	154	84561	3.887	ng	96
53) 2,4-Dinitrophenol	5.861	184	11086	2.565	ng	98

Quantitation Report (QT Reviewed)

Data Path : H:\SV2017\CHEM25\06JUN\30\
Data File : 0630_08.D
Acq On : 30 Jun 2017 11:42 am
Operator :
Client ID : ICAL 3.5
Lab ID : 3.5PPM 8270;15L
ALS Vial : 8 Sample Multiplier: 1

Quant Time: Jun 30 12:38:06 2017
Quant Method : H:\SV2017\CHEM25\METHODS\SV_0630.M
Quant Title : Semivolatiles by GC/MS - EPA Method 625/8270
QLast Update : Fri Jun 30 12:38:03 2017
Response via : Initial Calibration

Compound	R.T.	QIon	Response	Conc	Units	Dev(Min)
54) Dibenzofuran	5.951	168	149580	4.192	ng	96
55) 2,4-Dinitrotoluene	5.989	165	36675	4.097	ng	98
56) 4-Nitrophenol	5.930	65	13563	3.817	ng	94
58) Diethyl phthalate	6.197	149	110317	4.143	ng	99
59) Fluorene	6.251	166	122723	4.462	ng	99
60) 4-Chlorophenyl phenyl ...	6.251	204	63291	4.325	ng	97
61) 2-Nitroaniline	6.309	108	13210	3.900	ng	95
62) 4,6-Dinitro-2-methylph...	6.336	198	18913	3.146	ng	93
63) N-Nitrosodiphenylamine	6.363	169	87286	4.207	ng	99
64) Azobenzene	6.384	77	85840	4.326	ng	99
67) 4-Bromophenyl phenyl e...	6.673	248	45213	4.056	ng	98
68) Hexachlorobenzene	6.801	142	11848	4.072	ng	97
69) Pentachlorophenol	6.961	266	16264	2.818	ng	94
70) Pentachloronitrobenzene	7.025	214	10245	4.136	ng	96
72) Phenanthrene	7.084	178	161176	3.999	ng	99
73) Anthracene	7.121	178	170846	4.159	ng	98
74) Carbazole	7.271	167	167497	4.066	ng	99
75) Di-n-butylphthalate	7.613	149	194602	4.087	ng	100
77) Fluoranthene	8.126	202	215415	4.141	ng	99
78) Benzidine	8.254	184	50776	4.082	ng	95
79) Pyrene	8.323	202	215489	4.229	ng	99
82) Benzyl butyl phthalate	9.023	149	83406	3.875	ng	99
83) Bis(2-ethylhexyl)phtha...	9.825	149	113370	4.034	ng	100
84) Benz(a)anthracene	9.686	228	208524	4.046	ng	99
85) Chrysene	9.744	228	170924	3.884	ng	99
86) Di-n-octylphthalate	10.909	149	201881	3.834	ng	99
87) 3,3'-dichlorobenzidine	9.691	252	78289	4.238	ng	99
89) Benzo(b)fluoranthene	11.588	252	217651	4.054	ng	100
90) Benzo(k)fluoranthene	11.641	252	198586	4.299	ng	99
91) Benzo(a)pyrene	12.287	252	209443	4.160	ng	99
92) Indeno(1,2,3-cd)pyrene	15.178	276	196634	3.965	ng	99
93) Dibenz(a,h)anthracene	15.263	278	196326	4.013	ng	100
94) Benzo(ghi)perylene	15.717	276	202708	4.069	ng	100

(#)out of range (m)manual integration reviewed by analyst (+)signals summed

Quantitation Report (QT Reviewed)

Data Path : H:\SV2017\CHEM25\06JUN\30\
Data File : 0630_08.D
Acq On : 30 Jun 2017 11:42 am
Operator :
Client ID : ICAL 3.5
Lab ID : 3.5PPM 8270;15L
ALS Vial : 8 Sample Multiplier: 1

Quant Time: Jun 30 12:38:06 2017
Quant Method : H:\SV2017\CHEM25\METHODS\SV_0630.M
Quant Title : Semivolatiles by GC/MS - EPA Method 625/8270
QLast Update : Fri Jun 30 12:38:03 2017
Response via : Initial Calibration

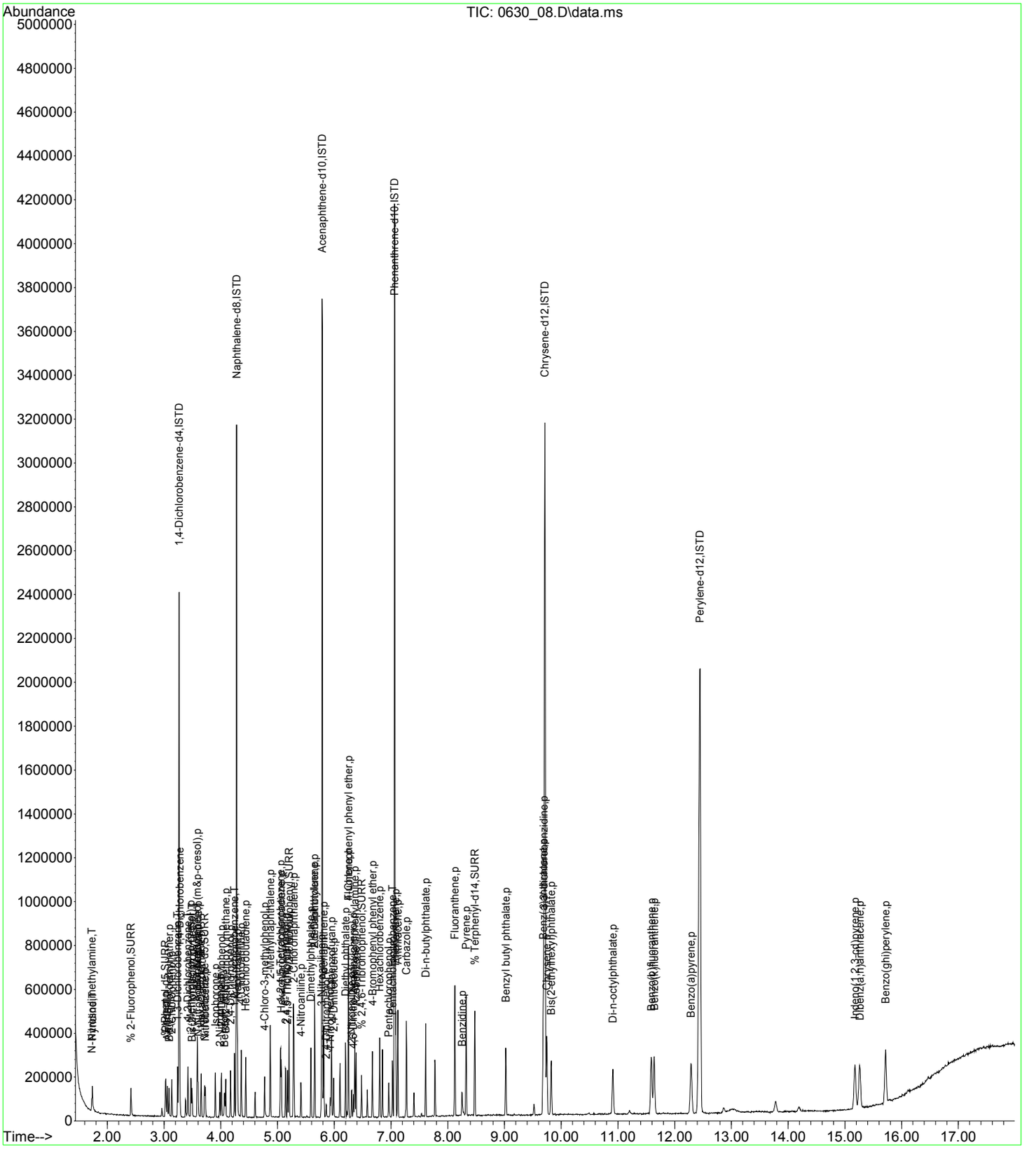

Quantitation Report (QT Reviewed)

Data Path : H:\SV2017\CHEM25\06JUN\30\
Data File : 0630_09.D
Acq On : 30 Jun 2017 12:04 pm
Operator :
Client ID : ICAL 1
Lab ID : 1.0PPM 8270;15M
ALS Vial : 9 Sample Multiplier: 1

Quant Time: Jun 30 12:38:41 2017
Quant Method : H:\SV2017\CHEM25\METHODS\SV_0630.M
Quant Title : Semivolatiles by GC/MS - EPA Method 625/8270
QLast Update : Fri Jun 30 12:38:17 2017
Response via : Initial Calibration

Compound	R.T.	QIon	Response	Conc	Units		Dev(Min)
Internal Standards							
1) 1,4-Dichlorobenzene-d4	3.264	152	212194	40.000	ng		0.00
23) Naphthalene-d8	4.274	136	707306	40.000	ng		0.00
41) Acenaphthene-d10	5.786	164	417456	40.000	ng		0.00
65) Phenanthrene-d10	7.063	188	746589	40.000	ng		0.00
81) Chrysene-d12	9.707	240	769162	40.000	ng		-0.02
88) Perylene-d12	12.432	264	888925	40.000	ng		-0.03
System Monitoring Compounds							
5) % 2-Fluorophenol	2.420	112	7236	1.103	ng		0.00
Spiked Amount 75.000	Range 30 - 130		Recovery =	1.47%#			
6) % Phenol-d5	3.024	99	8154	1.095	ng		0.00
Spiked Amount 75.000	Range 30 - 130		Recovery =	1.47%#			
21) % Nitrobenzene-d5	3.713	82	6264	1.183	ng		0.00
Spiked Amount 50.000	Range 30 - 130		Recovery =	2.36%#			
44) % 2-Fluorobiphenyl	5.204	172	17906	1.298	ng		0.00
Spiked Amount 50.000	Range 30 - 130		Recovery =	2.60%#			
66) % 2,4,6-Tribromophenol	6.480	62	820	1.262	ng		0.00
Spiked Amount 75.000	Range 30 - 130		Recovery =	1.68%#			
80) % Terphenyl-d14	8.478	244	20079	1.105	ng		0.00
Spiked Amount 50.000			Recovery =	2.20%			
Target Compounds							Qvalue
2) N-Nitrosodimethylamine	1.726	74	4049	1.102	ng		87
3) Pyridine	1.742	79	6824m	0.984	ng		
7) Phenol	3.029	94	9306	1.174	ng		98
8) Bis(2-chloroethyl)ether	3.088	93	5497	0.995	ng	#	82
9) Aniline	3.056	93	7740	0.964	ng		96
10) 2-Chlorophenol	3.136	128	8076	1.178	ng		99
11) 1,3-Dichlorobenzene	3.243	146	9857	1.195	ng		94
12) 1,4-Dichlorobenzene	3.275	146	9323	1.235	ng	#	85
14) 1,2-Dichlorobenzene	3.419	146	9015	1.186	ng		95
15) 2-Methylphenol (o-cresol)	3.473	107	5394	1.116	ng	#	88
16) Bis(2-chloroisopropyl)...	3.494	45	4691	1.072	ng	#	71
17) N-Nitrosodi-n-propylamine	3.601	70	4398	1.326	ng	#	89
18) 3&4-Methylphenol (m&p-...	3.585	107	7621	1.113	ng		90
19) Acetophenone	3.590	105	10042	1.227	ng		96
20) Hexachloroethane	3.654	117	3366	1.326	ng		85
22) Nitrobenzene	3.729	77	6574	1.290	ng		97
24) Isophorone	3.905	82	11409	1.230	ng	#	94
25) 2-Nitrophenol	3.980	81	1057	1.290	ng		89
26) 2,4-Dimethylphenol	4.012	107	6347	1.275	ng		99
27) Bis(2-chloroethoxy)met...	4.087	93	6227	1.115	ng	#	88
28) Benzoic Acid	4.055	105	5246m	1.164	ng		
29) 2,4-Dichlorophenol	4.172	162	5840	1.079	ng		96
30) 1,2,4-Trichlorobenzene	4.242	180	7566	1.238	ng		93
33) Naphthalene	4.295	128	20032	1.313	ng	#	87
34) 4-Chloroaniline	4.359	65	1691	1.311	ng		96
36) Hexachlorobutadiene	4.440	225	4442	1.266	ng		89
37) 4-Chloro-3-methylphenol	4.771	107	6145	1.288	ng		93
38) 2-Methylnaphthalene	4.872	142	16191	1.258	ng		96
39) Hexachlorocyclopentadiene	5.065	237	4394	0.972	ng		94
40) 1,2,4,5-Tetrachloroben...	5.054	216	7878	1.096	ng		91
42) 2,4,6-Trichlorophenol	5.145	196	5419	1.222	ng		96
43) 2,4,5-Trichlorophenol	5.177	196	5122	1.143	ng		91
45) 2-Chloronaphthalene	5.289	162	14835	1.314	ng		99
46) 4-Nitroaniline	5.412	65	3224	1.352	ng		90
48) Dimethylphthalate	5.588	163	16879	1.172	ng		96
49) 2,6-Dinitrotoluene	5.652	165	4217	1.297	ng		94
50) Acenaphthylene	5.652	152	23977	1.276	ng		98
51) 3-Nitroaniline	5.775	138	4139	1.150	ng		77
52) Acenaphthene	5.813	154	12664	1.206	ng		98
53) 2,4-Dinitrophenol	5.855	184	705	0.357	ng	#	14

Quantitation Report (QT Reviewed)

Data Path : H:\SV2017\CHEM25\06JUN\30\
Data File : 0630_09.D
Acq On : 30 Jun 2017 12:04 pm
Operator :
Client ID : ICAL 1
Lab ID : 1.0PPM 8270;15M
ALS Vial : 9 Sample Multiplier: 1

Quant Time: Jun 30 12:38:41 2017
Quant Method : H:\SV2017\CHEM25\METHODS\SV_0630.M
Quant Title : Semivolatiles by GC/MS - EPA Method 625/8270
QLast Update : Fri Jun 30 12:38:17 2017
Response via : Initial Calibration

Compound	R.T.	QIon	Response	Conc	Units		Dev(Min)
54) Dibenzofuran	5.951	168	19667	1.128	ng		98
55) 2,4-Dinitrotoluene	5.989	165	4403	1.010	ng		97
56) 4-Nitrophenol	5.930	65	1801	1.053	ng	#	37
58) Diethyl phthalate	6.197	149	15370	1.183	ng		99
59) Fluorene	6.251	166	16797	1.236	ng		97
60) 4-Chlorophenyl phenyl ...	6.251	204	8512	1.184	ng		98
61) 2-Nitroaniline	6.304	108	1989	1.215	ng		83
62) 4,6-Dinitro-2-methylph...	6.341	198	1825	0.648	ng	#	55
63) N-Nitrosodiphenylamine	6.363	169	12339	1.216	ng		97
64) Azobenzene	6.384	77	11140	1.143	ng		95
67) 4-Bromophenyl phenyl e...	6.673	248	6185	1.169	ng		94
68) Hexachlorobenzene	6.801	142	1664	1.204	ng		95
69) Pentachlorophenol	6.961	266	1729	0.664	ng		97
70) Pentachloronitrobenzene	7.025	214	1214	1.029	ng	#	83
72) Phenanthrene	7.084	178	24061	1.260	ng		97
73) Anthracene	7.121	178	23646	1.208	ng		98
74) Carbazole	7.271	167	23030	1.177	ng		99
75) Di-n-butylphthalate	7.613	149	23485	1.038	ng		98
77) Fluoranthene	8.126	202	28094	1.134	ng		97
78) Benzidine	8.254	184	6382	1.080	ng		94
79) Pyrene	8.323	202	29003	1.191	ng		98
82) Benzyl butyl phthalate	9.023	149	10210	1.013	ng		93
83) Bis(2-ethylhexyl)phtha...	9.819	149	14054	1.061	ng		99
84) Benz(a)anthracene	9.686	228	30055	1.237	ng		98
85) Chrysene	9.744	228	24199	1.174	ng		99
86) Di-n-octylphthalate	10.909	149	24389	0.991	ng		97
87) 3,3'-dichlorobenzidine	9.686	252	10843	1.235	ng		95
89) Benzo(b)fluoranthene	11.582	252	30596	1.172	ng		97
90) Benzo(k)fluoranthene	11.636	252	28953	1.276	ng		99
91) Benzo(a)pyrene	12.293	252	28354	1.153	ng	#	92
92) Indeno(1,2,3-cd)pyrene	15.178	276	27972	1.164	ng		95
93) Dibenz(a,h)anthracene	15.258	278	29098	1.225	ng		97
94) Benzo(ghi)perylene	15.712	276	29500	1.217	ng		99

(#)out of range (m)manual integration reviewed by analyst (+)signals summed

Quantitation Report (QT Reviewed)

Data Path : H:\SV2017\CHEM25\06JUN\30\
Data File : 0630_09.D
Acq On : 30 Jun 2017 12:04 pm
Operator :
Client ID : ICAL 1
Lab ID : 1.0PPM 8270;15M
ALS Vial : 9 Sample Multiplier: 1

Quant Time: Jun 30 12:38:41 2017
Quant Method : H:\SV2017\CHEM25\METHODS\SV_0630.M
Quant Title : Semivolatiles by GC/MS - EPA Method 625/8270
QLast Update : Fri Jun 30 12:38:17 2017
Response via : Initial Calibration

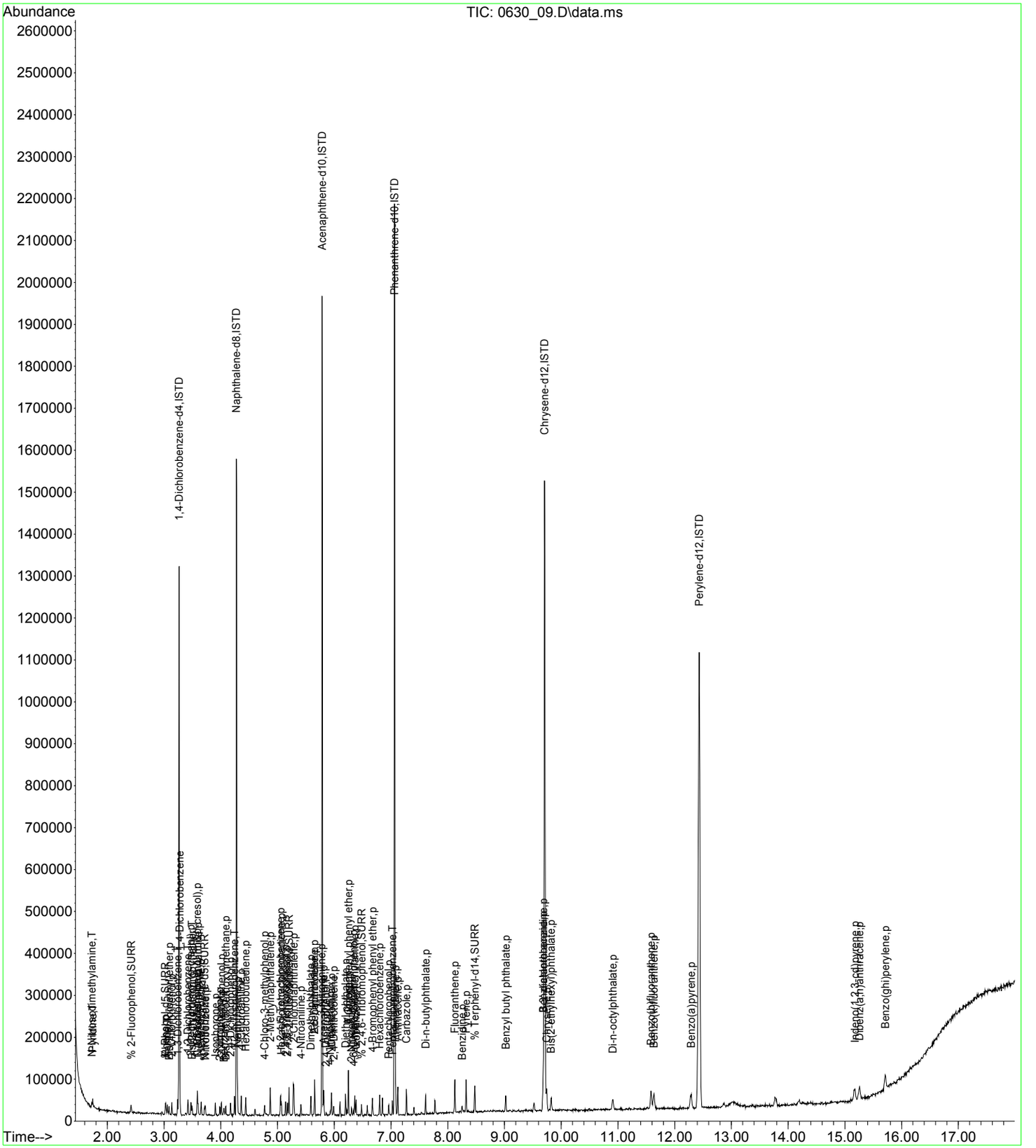

7B
SEMIVOLATILE CONTINUING CALIBRATION CHECK

Lab Name: Phoenix Environmental Labs Client: NETC

Lab Code: Phoenix Case No.: SAS No.: SDG No.: GBY54991

Instrument: CHEM25 Calibration Date: 07/12/17 Time: 20:40

Lab File Id: 0712_09.D Init. Calib. Date(s): 06/30/17 06/30/17

Heated Purge (Y/N): Y Init. Calib. Times: 09:07 12:04

GC Column: v factor 4 Method File: SV_0630.M

COMPOUND		RRF	RRF30	RRF MIN	%D	% D LIMITS
1,4-Dichlorobenzene-d4	(IS Areas & Pct)	338412	501579	n.a.	148.2	50-200
Naphthalene-d8	(IS Areas & Pct)	1222582	1773275	n.a.	145.0	50-200
Acenaphthene-d10	(IS Areas & Pct)	701302	1045679	n.a.	149.1	50-200
Phenanthrene-d10	(IS Areas & Pct)	1285734	1807632	n.a.	140.6	50-200
Chrysene-d12	(IS Areas & Pct)	1282625	1911415	n.a.	149.0	50-200
Perylene-d12	(IS Areas & Pct)	1531856	2426506	n.a.	158.4	50-200
N-Nitrosodimethylamine		0.701	0.687	0.010	2.0	20 (40)
Pyridine		1.308	1.219	0.010	6.8	20 (40)
Phenol		1.527	1.455	0.800	4.7	20 (40)
Bis(2-chloroethyl)ether		1.041	0.970	0.700	6.8	20 (40)
Aniline		1.513	1.608	0.010	-6.3	20 (40)
2-Chlorophenol		1.321	1.219	0.800	7.7	20 (40)
1,3-Dichlorobenzene		1.593	1.429	0.010	10.3	20 (40)
1,4-Dichlorobenzene		1.465	1.286	0.010	12.2	20 (40)
1,2-Dichlorobenzene		1.466	1.306	0.010	10.9	20 (40)
2-Methylphenol (o-cresol)		0.924	0.846	0.700	8.4	20 (40)
Bis(2-chloroisopropyl)ether		0.825	0.718	0.010	13.0	20 (40)
N-Nitrosodi-n-propylamine		0.625	0.542	0.500	13.3	20 (40)
3&4-Methylphenol (m&p-cresol)		1.291	1.163	0.600	9.9	20 (40)
Acetophenone		1.543	1.466	0.010	5.0	20 (40)
Hexachloroethane		0.498	0.415	0.300	16.7	20 (40)
Nitrobenzene		0.996	0.850	0.200	14.7	20 (40)
Isophorone		0.525	0.509	0.400	3.0	20 (40)
2-Nitrophenol		0.048	0.043	* 0.100	10.4	20 (40)
2,4-Dimethylphenol		0.291	0.275	0.200	5.5	20 (40)
Bis(2-chloroethoxy)methane		0.316	0.309	0.300	2.2	20 (40)
Benzoic Acid		0.255	0.219	0.010	14.1	20 (40)
2,4-Dichlorophenol		0.309	0.307	0.200	0.6	20 (40)
1,2,4-Trichlorobenzene		0.346	0.337	0.010	2.6	20 (40)
Naphthalene		0.863	0.808	0.700	6.4	20 (40)
4-Chloroaniline		0.076	0.070	0.010	7.9	20 (40)
Hexachlorobutadiene		0.205	0.192	0.010	6.3	20 (40)
4-Chloro-3-methylphenol		0.279	0.264	0.200	5.4	20 (40)
2-Methylnaphthalene		0.728	0.705	0.400	3.2	20 (40)
Hexachlorocyclopentadiene		0.256	0.248	0.050	3.1	20 (40)
1,2,4,5-Tetrachlorobenzene		0.411	0.410	0.010	0.2	20 (40)

(*) Recommended RRF not met (+) %D exceeds criteria % (#) %D exceeds (maximum) criteria
%D: 10% of target compounds are allowed to be above criteria %, but must be less than the (maximum) %D

FORM VII SV

7B
SEMIVOLATILE CONTINUING CALIBRATION CHECK

Lab Name: Phoenix Environmental Labs Client: NETC

Lab Code: Phoenix Case No.: SAS No.: SDG No.: GBY54991

Instrument: CHEM25 Calibration Date: 07/12/17 Time: 20:40

Lab File Id: 0712_09.D Init. Calib. Date(s): 06/30/17 06/30/17

Heated Purge (Y/N): Y Init. Calib. Times: 09:07 12:04

GC Column: v factor 4 Method File: SV_0630.M

COMPOUND	RRF	RRF30	RRF MIN	%D	% D LIMITS
2,4,6-Trichlorophenol	0.437	0.401	0.200	8.2	20 (40)
2,4,5-Trichlorophenol	0.437	0.404	0.200	7.6	20 (40)
2-Chloronaphthalene	1.082	1.005	0.800	7.1	20 (40)
4-Nitroaniline	0.229	0.206	0.010	10.0	20 (40)
Dimethylphthalate	1.380	1.317	0.010	4.6	20 (40)
2,6-Dinitrotoluene	0.311	0.272	0.200	12.5	20 (40)
Acenaphthylene	1.800	1.698	0.900	5.7	20 (40)
3-Nitroaniline	0.345	0.285	0.010	17.4	20 (40)
Acenaphthene	1.007	0.918	0.900	8.8	20 (40)
2,4-Dinitrophenol	0.189	0.191	0.010	-1.1	20 (40)
Dibenzofuran	1.671	1.576	0.800	5.7	20 (40)
2,4-Dinitrotoluene	0.418	0.381	0.200	8.9	20 (40)
4-Nitrophenol	0.165	0.134	0.010	18.8	20 (40)
Diethyl phthalate	1.245	1.136	0.010	8.8	20 (40)
Fluorene	1.302	1.217	0.900	6.5	20 (40)
4-Chlorophenyl phenyl ether	0.689	0.609	0.400	11.6	20 (40)
2-Nitroaniline	0.157	0.143	0.010	8.9	20 (40)
4,6-Dinitro-2-methylphenol	0.258	0.267	0.010	-3.5	20 (40)
N-Nitrosodiphenylamine	0.972	0.898	0.010	7.6	20 (40)
Azobenzene	0.934	0.808	0.010	13.5	20 (40)
4-Bromophenyl phenyl ether	0.284	0.286	0.100	-0.7	20 (40)
Hexachlorobenzene	0.074	0.070	* 0.100	5.4	20 (40)
Pentachlorophenol	0.140	0.187	0.050	-33.6 +	20 (40)
Pentachloronitrobenzene	0.063	0.060	0.010	4.8	20 (40)
Phenanthrene	1.023	0.957	0.700	6.5	20 (40)
Anthracene	1.049	0.976	0.700	7.0	20 (40)
Carbazole	1.048	1.016	0.010	3.1	20 (40)
Di-n-butylphthalate	1.213	1.191	0.010	1.8	20 (40)
Fluoranthene	1.328	1.327	0.600	0.1	20 (40)
Benzidine	0.317	0.310	0.010	2.2	20 (40)
Pyrene	1.305	1.276	0.600	2.2	20 (40)
Benzyl butyl phthalate	0.524	0.514	0.010	1.9	20 (40)
Bis(2-ethylhexyl)phthalate	0.694	0.644	0.010	7.2	20 (40)
Benz(a)anthracene	1.264	1.290	0.800	-2.1	20 (40)
Chrysene	1.072	0.993	0.700	7.4	20 (40)
Di-n-octylphthalate	1.280	1.261	0.010	1.5	20 (40)

(*) Recommended RRF not met (+) %D exceeds criteria % (#) %D exceeds (maximum) criteria
%D: 10% of target compounds are allowed to be above criteria %, but must be less than the (maximum) %D

FORM VII SV

7B
SEMIVOLATILE CONTINUING CALIBRATION CHECK

Lab Name: Phoenix Environmental Labs Client: NETC

Lab Code: Phoenix Case No.: SAS No.: SDG No.: GBY54991

Instrument: CHEM25 Calibration Date: 07/12/17 Time: 20:40

Lab File Id: 0712_09.D Init. Calib. Date(s): 06/30/17 06/30/17

Heated Purge (Y/N): Y Init. Calib. Times: 09:07 12:04

GC Column: v factor 4 Method File: SV_0630.M

COMPOUND	RRF	RRF30	RRF MIN	%D	% D LIMITS
3,3'-dichlorobenzidine	0.457	0.364	0.010	20.4 +	20 (40)
Benzo(b)fluoranthene	1.175	1.103	0.700	6.1	20 (40)
Benzo(k)fluoranthene	1.021	0.973	0.700	4.7	20 (40)
Benzo(a)pyrene	1.106	1.076	0.700	2.7	20 (40)
Indeno(1,2,3-cd)pyrene	1.081	1.116	0.500	-3.2	20 (40)
Dibenz(a,h)anthracene	1.069	1.003	0.400	6.2	20 (40)
Benzo(ghi)perylene	1.091	1.147	0.500	-5.1	20 (40)
% 2-Fluorophenol	1.237	1.305	0.010	-5.5	20 (40)
% Phenol-d5	1.403	1.498	0.010	-6.8	20 (40)
% Nitrobenzene-d5	0.998	0.898	0.010	10.0	20 (40)
% 2-Fluorobiphenyl	1.322	1.226	0.010	7.3	20 (40)
% 2,4,6-Tribromophenol	0.035	0.036	0.010	-2.9	20 (40)
% Terphenyl-d14	0.974	0.953	0.010	2.2	20 (40)

(*) Recommended RRF not met (+) %D exceeds criteria % (#) %D exceeds (maximum) criteria
%D: 10% of target compounds are allowed to be above criteria %, but must be less than the (maximum) %D

FORM VII SV

Evaluate Continuing Calibration Report

Data Path : H:\SV2017\CHEM25\07JUL\12\
Data File : 0712_09.D
Acq On : 12 Jul 2017 8:40 pm
Operator :
Client ID : CCAL 30
Lab ID : 30PPM 8270:16V
ALS Vial : 2 Sample Multiplier: 1

Quant Time: Jul 13 09:10:10 2017
Quant Method : H:\SV2017\CHEM25\METHODS\SV_0630.M
Quant Title : Semivolatiles by GC/MS - EPA Method 625/8270
QLast Update : Wed Jul 12 08:28:36 2017
Response via : Initial Calibration

Note: Curves (l,lf,q,qf) display calculated concentration.
Min. RRF : 0.050 Min. Rel. Area : 50% Max. R.T. Dev 0.50min
Max. RRF Dev : 20% Max. Rel. Area : 200%

		Compound	AvgRF	CCRF	%Dev	Area%	
1	ISTD	1,4-Dichlorobenzene-d4	1.000	1.000	0.0	148	
2	T	N-Nitrosodimethylamine	0.701	0.687	2.0		
3	T	Pyridine	1.308	1.219	6.8		
5	SURR	% 2-Fluorophenol	1.237	1.305	-5.5		
6	SURR	% Phenol-d5	1.403	1.498	-6.8		
7	p	Phenol	1.527	1.455	4.7		
8	p	Bis(2-chloroethyl)ether	1.041	0.970	6.8		
9	T	Aniline	1.513	1.608	-6.3		
10	p	2-Chlorophenol	1.321	1.219	7.7		
11	T	1,3-Dichlorobenzene	1.593	1.429	10.3		
12		1,4-Dichlorobenzene	1.465	1.286	12.2		
14	T	1,2-Dichlorobenzene	1.466	1.306	10.9		
15	p	2-Methylphenol (o-cresol)	0.924	0.846	8.4		
16	T	Bis(2-chloroisopropyl)ether	0.825	0.718	13.0		
17	p	N-Nitrosodi-n-propylamine	0.625	0.542	13.3		
18	p	3&4-Methylphenol (m&p-creso	1.291	1.163	9.9		
19	p	Acetophenone	1.543	1.466	5.0		
20	p	Hexachloroethane	0.498	0.415	16.7		
21	SURR	% Nitrobenzene-d5	0.998	0.898	10.0		
22	p	Nitrobenzene	0.996	0.850	14.7		
23	ISTD	Naphthalene-d8	1.000	1.000	0.0	145	
24	p	Isophorone	0.525	0.509	3.0		
25	p	2-Nitrophenol	0.048	0.043#	10.4		
26	p	2,4-Dimethylphenol	0.291	0.275	5.5		
27	p	Bis(2-chloroethoxy)methane	0.316	0.309	2.2		
28	T	Benzoic Acid	0.255	0.219	14.1		
29	p	2,4-Dichlorophenol	0.309	0.307	0.6		
30	T	1,2,4-Trichlorobenzene	0.346	0.337	2.6		
33	p	Naphthalene	0.863	0.808	6.4		
34	p	4-Chloroaniline	0.076	0.070	7.9		
36	p	Hexachlorobutadiene	0.205	0.192	6.3		
37	p	4-Chloro-3-methylphenol	0.279	0.264	5.4		
38	p	2-Methylnaphthalene	0.728	0.705	3.2		
39	p	Hexachlorocyclopentadiene	0.256	0.248	3.1		
40	p	1,2,4,5-Tetrachlorobenzene	0.411	0.410	0.2		
41	ISTD	Acenaphthene-d10	1.000	1.000	0.0	149	
42	p	2,4,6-Trichlorophenol	0.437	0.401	8.2		
43	p	2,4,5-Trichlorophenol	0.437	0.404	7.6		
44	SURR	% 2-Fluorobiphenyl	1.322	1.226	7.3		
45	p	2-Chloronaphthalene	1.082	1.005	7.1		
46	p	4-Nitroaniline	0.229	0.206	10.0		
48	p	Dimethylphthalate	1.380	1.317	4.6		
49	p	2,6-Dinitrotoluene	0.311	0.272	12.5		
50	p	Acenaphthylene	1.800	1.698	5.7		
51	p	3-Nitroaniline	0.345	0.285	17.4		
52	p	Acenaphthene	1.007	0.918	8.8		
53	P	2,4-Dinitrophenol	0.189	0.191	-1.1		
54	p	Dibenzofuran	1.671	1.576	5.7		
55	p	2,4-Dinitrotoluene	0.418	0.381	8.9		
56	p	4-Nitrophenol	0.165	0.134	18.8		
58	p	Diethyl phthalate	1.245	1.136	8.8		
59	p	Fluorene	1.302	1.217	6.5		
60	p	4-Chlorophenyl phenyl ether	0.689	0.609	11.6		
61	p	2-Nitroaniline	0.157	0.143	8.9		
62	p	4,6-Dinitro-2-methylphenol	0.258	0.267	-3.5		
63	p	N-Nitrosodiphenylamine	0.972	0.898	7.6		
64	T	Azobenzene	0.934	0.808	13.5		

Evaluate Continuing Calibration Report

Data Path : H:\SV2017\CHEM25\07JUL\12\
Data File : 0712_09.D
Acq On : 12 Jul 2017 8:40 pm
Operator :
Client ID : CCAL 30
Lab ID : 30PPM 8270:16V
ALS Vial : 2 Sample Multiplier: 1

Quant Time: Jul 13 09:10:10 2017
Quant Method : H:\SV2017\CHEM25\METHODS\SV_0630.M
Quant Title : Semivolatiles by GC/MS - EPA Method 625/8270
QLast Update : Wed Jul 12 08:28:36 2017
Response via : Initial Calibration

Note: Curves (l,lf,q,qf) display calculated concentration.
Min. RRF : 0.050 Min. Rel. Area : 50% Max. R.T. Dev 0.50min
Max. RRF Dev : 20% Max. Rel. Area : 200%

		Compound	AvgRF	CCRF	%Dev	Area%	
65	ISTD	Phenanthrene-d10	1.000	1.000	0.0	141	
66	SURR	% 2,4,6-Tribromophenol	0.035	0.036#	-2.9		
67	p	4-Bromophenyl phenyl ether	0.284	0.286	-0.7		
68	p	Hexachlorobenzene	0.074	0.070#	5.4		
69	p	Pentachlorophenol	0.140	0.187	-33.6#		
70	T	Pentachloronitrobenzene	0.063	0.060	4.8		
72	p	Phenanthrene	1.023	0.957	6.5		
73	p	Anthracene	1.049	0.976	7.0		
74	p	Carbazole	1.048	1.016	3.1		
75	p	Di-n-butylphthalate	1.213	1.191	1.8		
77	p	Fluoranthene	1.328	1.327	0.1		
78	p	Benzidine	0.317	0.310	2.2		
79	p	Pyrene	1.305	1.276	2.2		
80	SURR	% Terphenyl-d14	0.974	0.953	2.2		
81	ISTD	Chrysene-d12	1.000	1.000	0.0	149	
82	p	Benzyl butyl phthalate	0.524	0.514	1.9		
83	p	Bis(2-ethylhexyl)phthalate	0.694	0.644	7.2		
84	p	Benz(a)anthracene	1.264	1.290	-2.1		
85	p	Chrysene	1.072	0.993	7.4		
86	p	Di-n-octylphthalate	1.280	1.261	1.5		
87	p	3,3'-dichlorobenzidine	0.457	0.364	20.4#		
88	ISTD	Perylene-d12	1.000	1.000	0.0	158	
89	p	Benzo(b)fluoranthene	1.175	1.103	6.1		
90	p	Benzo(k)fluoranthene	1.021	0.973	4.7		
91	p	Benzo(a)pyrene	1.106	1.076	2.7		
92	p	Indeno(1,2,3-cd)pyrene	1.081	1.116	-3.2		
93	p	Dibenz(a,h)anthracene	1.069	1.003	6.2		
94	p	Benzo(ghi)perylene	1.091	1.147	-5.1		

(#)=Out of Range l=linear, lf=liner(0,0), q=quadratic, qf=quadratic(0,0)
Laboratory Warning Limits Out = 0

Quantitation Report (QT Reviewed)

Data Path : H:\SV2017\CHEM25\07JUL\12\
Data File : 0712_09.D
Acq On : 12 Jul 2017 8:40 pm
Operator :
Client ID : CCAL 30
Lab ID : 30PPM 8270:16V
ALS Vial : 2 Sample Multiplier: 1

Quant Time: Jul 13 09:10:10 2017
Quant Method : H:\SV2017\CHEM25\METHODS\SV_0630.M
Quant Title : Semivolatiles by GC/MS - EPA Method 625/8270
QLast Update : Wed Jul 12 08:28:36 2017
Response via : Initial Calibration

Compound	R.T.	QIon	Response	Conc	Units		Dev(Min)
Internal Standards							
1) 1,4-Dichlorobenzene-d4	2.913	152	501579	40.000	ng		-0.05
23) Naphthalene-d8	3.912	136	1773275	40.000	ng		-0.05
41) Acenaphthene-d10	5.408	164	1045679	40.000	ng		-0.05
65) Phenanthrene-d10	6.668	188	1807632	40.000	ng		-0.06
81) Chrysene-d12	9.115	240	1911415	40.000	ng		-0.08
88) Perylene-d12	11.423	264	2426506	40.000	ng		-0.14
System Monitoring Compounds							
5) % 2-Fluorophenol	2.095	112	490782	31.646	ng		-0.05
Spiked Amount 75.000	Range 30 - 130		Recovery =	42.20%			
6) % Phenol-d5	2.699	99	563475	32.020	ng		-0.05
Spiked Amount 75.000	Range 30 - 130		Recovery =	42.69%			
21) % Nitrobenzene-d5	3.356	82	337897	26.993	ng		-0.05
Spiked Amount 50.000	Range 30 - 130		Recovery =	53.98%			
44) % 2-Fluorobiphenyl	4.836	172	961129	27.809	ng		-0.05
Spiked Amount 50.000	Range 30 - 130		Recovery =	55.62%			
66) % 2,4,6-Tribromophenol	6.091	62	49043	31.169	ng		-0.06
Spiked Amount 75.000	Range 30 - 130		Recovery =	41.56%			
80) % Terphenyl-d14	8.068	244	1292228	29.367	ng		-0.06
Spiked Amount 50.000			Recovery =	58.74%			
Target Compounds							Qvalue
2) N-Nitrosodimethylamine	1.433	74	258389	29.385	ng		98
3) Pyridine	1.433	79	458410	27.959	ng		98
7) Phenol	2.704	94	547444	28.591	ng	#	47
8) Bis(2-chloroethyl)ether	2.752	93	365001	27.975	ng		99
9) Aniline	2.715	93	605035	31.892	ng	#	60
10) 2-Chlorophenol	2.790	128	458741	27.692	ng		99
11) 1,3-Dichlorobenzene	2.886	146	537422	26.912	ng		100
12) 1,4-Dichlorobenzene	2.923	146	483747	26.327	ng		100
14) 1,2-Dichlorobenzene	3.062	146	491169	26.714	ng		99
15) 2-Methylphenol (o-cresol)	3.137	107	318379	27.476	ng		99
16) Bis(2-chloroisopropyl)...	3.148	45	269989	26.111	ng		98
17) N-Nitrosodi-n-propylamine	3.255	70	203995	26.010	ng		99
18) 3&4-Methylphenol (m&p-...	3.249	107	437571	27.039	ng		97
19) Acetophenone	3.239	105	551339	28.500	ng		99
20) Hexachloroethane	3.292	117	156026	24.978	ng		98
22) Nitrobenzene	3.372	77	319750	25.608	ng		98
24) Isophorone	3.548	82	676440	29.083	ng		100
25) 2-Nitrophenol	3.623	81	56958	26.757	ng		100
26) 2,4-Dimethylphenol	3.666	107	365718	28.329	ng		99
27) Bis(2-chloroethoxy)met...	3.735	93	410793	29.349	ng		99
28) Benzoic Acid	3.778	105	290966	25.755	ng		99
29) 2,4-Dichlorophenol	3.816	162	407733	29.746	ng		99
30) 1,2,4-Trichlorobenzene	3.880	180	448588	29.275	ng		99
33) Naphthalene	3.928	128	1074867	28.109	ng		99
34) 4-Chloroaniline	4.003	65	93566	27.850	ng		99
36) Hexachlorobutadiene	4.077	225	255083	28.069	ng		99
37) 4-Chloro-3-methylphenol	4.425	107	351484	28.369	ng		100
38) 2-Methylnaphthalene	4.499	142	937559	29.047	ng		100
39) Hexachlorocyclopentadiene	4.697	237	329218	29.061	ng		98
40) 1,2,4,5-Tetrachloroben...	4.676	216	544662	29.871	ng		99
42) 2,4,6-Trichlorophenol	4.777	196	314877	27.580	ng		99
43) 2,4,5-Trichlorophenol	4.815	196	316819	27.720	ng		98
45) 2-Chloronaphthalene	4.911	162	788164	27.876	ng		99
46) 4-Nitroaniline	5.044	65	161755	27.073	ng		99
48) Dimethylphthalate	5.226	163	1033227	28.651	ng		100
49) 2,6-Dinitrotoluene	5.290	165	213552	26.225	ng		99
50) Acenaphthylene	5.274	152	1331877	28.305	ng		100
51) 3-Nitroaniline	5.408	138	223231	24.760	ng		99
52) Acenaphthene	5.434	154	719742	27.353	ng		100
53) 2,4-Dinitrophenol	5.488	184	149418	30.185	ng		98

Quantitation Report (QT Reviewed)

Data Path : H:\SV2017\CHEM25\07JUL\12\
Data File : 0712_09.D
Acq On : 12 Jul 2017 8:40 pm
Operator :
Client ID : CCAL 30
Lab ID : 30PPM 8270:16V
ALS Vial : 2 Sample Multiplier: 1

Quant Time: Jul 13 09:10:10 2017
Quant Method : H:\SV2017\CHEM25\METHODS\SV_0630.M
Quant Title : Semivolatiles by GC/MS - EPA Method 625/8270
QLast Update : Wed Jul 12 08:28:36 2017
Response via : Initial Calibration

Compound	R.T.	QIon	Response	Conc	Units	Dev(Min)
54) Dibenzofuran	5.568	168	1236221	28.294	ng	98
55) 2,4-Dinitrotoluene	5.621	165	298543	27.344	ng	98
56) 4-Nitrophenol	5.578	65	104899	24.316	ng	98
58) Diethyl phthalate	5.835	149	890912	27.379	ng	99
59) Fluorene	5.862	166	954279	28.037	ng	99
60) 4-Chlorophenyl phenyl ...	5.872	204	477386	26.505	ng	100
61) 2-Nitroaniline	5.942	108	112130	27.352	ng	96
62) 4,6-Dinitro-2-methylph...	5.968	198	209314	31.036	ng	97
63) N-Nitrosodiphenylamine	5.990	169	704628	27.720	ng	99
64) Azobenzene	6.006	77	633376	25.933	ng	100
67) 4-Bromophenyl phenyl e...	6.289	248	387524	30.244	ng	99
68) Hexachlorobenzene	6.407	142	95049	28.402	ng	98
69) Pentachlorophenol	6.577	266	253248m	40.160	ng	
70) Pentachloronitrobenzene	6.642	214	81928	28.682	ng	100
72) Phenanthrene	6.690	178	1297793	28.076	ng	99
73) Anthracene	6.727	178	1323159	27.909	ng	100
74) Carbazole	6.882	167	1377626	29.082	ng	99
75) Di-n-butylphthalate	7.240	149	1615282	29.479	ng	100
77) Fluoranthene	7.721	202	1798940	29.985	ng	100
78) Benzidine	7.860	184	420807	29.403	ng	97
79) Pyrene	7.913	202	1729485	29.327	ng	100
82) Benzyl butyl phthalate	8.554	149	736139	29.381	ng	99
83) Bis(2-ethylhexyl)phtha...	9.238	149	923067	27.829	ng	100
84) Benz(a)anthracene	9.088	228	1849888	30.626	ng	99
85) Chrysene	9.147	228	1423115	27.774	ng	99
86) Di-n-octylphthalate	10.157	149	1808091	29.550	ng	100
87) 3,3'-dichlorobenzidine	9.104	252	521200m	23.889	ng	
89) Benzo(b)fluoranthene	10.696	252	2007457	28.170	ng	100
90) Benzo(k)fluoranthene	10.744	252	1769851	28.585	ng	99
91) Benzo(a)pyrene	11.295	252	1958243	29.182	ng	100
92) Indeno(1,2,3-cd)pyrene	13.843	276	2030628	30.960	ng	99
93) Dibenz(a,h)anthracene	13.934	278	1824969	28.150	ng	99
94) Benzo(ghi)perylene	14.495	276	2087508	31.549	ng	99

(#)out of range (m)manual integration reviewed by analyst (+)signals summed

Quantitation Report (QT Reviewed)

Data Path : H:\SV2017\CHEM25\07JUL\12\
Data File : 0712_09.D
Acq On : 12 Jul 2017 8:40 pm
Operator :
Client ID : CCAL 30
Lab ID : 30PPM 8270:16V
ALS Vial : 2 Sample Multiplier: 1

Quant Time: Jul 13 09:10:10 2017
Quant Method : H:\SV2017\CHEM25\METHODS\SV_0630.M
Quant Title : Semivolatiles by GC/MS - EPA Method 625/8270
QLast Update : Wed Jul 12 08:28:36 2017
Response via : Initial Calibration



7B
SEMIVOLATILE ENDING CALIBRATION CHECK

Lab Name: Phoenix Environmental Labs Client: NETC

Lab Code: Phoenix Case No.: SAS No.: SDG No.: GBY54991

Instrument: CHEM25 Calibration Date: 07/13/17 Time: 04:15

Lab File Id: 0712_29.D Init. Calib. Date(s): 06/30/17 06/30/17

Heated Purge (Y/N): Y Init. Calib. Times: 09:07 12:04

GC Column: v factor 4 Method File: SV_0630.M

COMPOUND	RRF	RRF30	RRF MIN	%D	% D LIMITS
N-Nitrosodimethylamine	0.701	0.678	0.010	3.3	50
Pyridine	1.308	1.243	0.010	5.0	50
Phenol	1.527	1.438	0.010	5.8	50
Bis(2-chloroethyl)ether	1.041	0.957	0.010	8.1	50
Aniline	1.513	1.610	0.010	-6.4	50
2-Chlorophenol	1.321	1.199	0.010	9.2	50
1,3-Dichlorobenzene	1.593	1.431	0.010	10.2	50
1,4-Dichlorobenzene	1.465	1.304	0.010	11.0	50
1,2-Dichlorobenzene	1.466	1.323	0.010	9.8	50
2-Methylphenol (o-cresol)	0.924	0.840	0.010	9.1	50
Bis(2-chloroisopropyl)ether	0.825	0.715	0.010	13.3	50
N-Nitrosodi-n-propylamine	0.625	0.532	0.010	14.9	50
3&4-Methylphenol (m&p-cresol)	1.291	1.153	0.010	10.7	50
Acetophenone	1.543	1.427	0.010	7.5	50
Hexachloroethane	0.498	0.412	0.010	17.3	50
Nitrobenzene	0.996	0.839	0.010	15.8	50
Isophorone	0.525	0.502	0.010	4.4	50
2-Nitrophenol	0.048	0.042	0.010	12.5	50
2,4-Dimethylphenol	0.291	0.268	0.010	7.9	50
Bis(2-chloroethoxy)methane	0.316	0.307	0.010	2.8	50
Benzoic Acid	0.255	0.228	0.010	10.6	50
2,4-Dichlorophenol	0.309	0.303	0.010	1.9	50
1,2,4-Trichlorobenzene	0.346	0.334	0.010	3.5	50
Naphthalene	0.863	0.819	0.010	5.1	50
4-Chloroaniline	0.076	0.070	0.010	7.9	50
Hexachlorobutadiene	0.205	0.192	0.010	6.3	50
4-Chloro-3-methylphenol	0.279	0.259	0.010	7.2	50
2-Methylnaphthalene	0.728	0.703	0.010	3.4	50
Hexachlorocyclopentadiene	0.256	0.217	0.010	15.2	50
1,2,4,5-Tetrachlorobenzene	0.411	0.398	0.010	3.2	50
2,4,6-Trichlorophenol	0.437	0.354	0.010	19.0	50
2,4,5-Trichlorophenol	0.437	0.418	0.010	4.3	50
2-Chloronaphthalene	1.082	0.998	0.010	7.8	50
4-Nitroaniline	0.229	0.200	0.010	12.7	50
Dimethylphthalate	1.380	1.314	0.010	4.8	50
2,6-Dinitrotoluene	0.311	0.268	0.010	13.8	50

(*) Recommended RRF not met. (#) Maximum %D not met.

FORM VII SV

7B
SEMIVOLATILE ENDING CALIBRATION CHECK

Lab Name: Phoenix Environmental Labs Client: NETC

Lab Code: Phoenix Case No.: SAS No.: SDG No.: GBY54991

Instrument: CHEM25 Calibration Date: 07/13/17 Time: 04:15

Lab File Id: 0712_29.D Init. Calib. Date(s): 06/30/17 06/30/17

Heated Purge (Y/N): Y Init. Calib. Times: 09:07 12:04

GC Column: v factor 4 Method File: SV_0630.M

COMPOUND	RRF	RRF30	RRF MIN	%D	% D LIMITS
Acenaphthylene	1.800	1.705	0.010	5.3	50
3-Nitroaniline	0.345	0.288	0.010	16.5	50
Acenaphthene	1.007	0.927	0.010	7.9	50
2,4-Dinitrophenol	0.189	0.185	0.010	2.1	50
Dibenzofuran	1.671	1.593	0.010	4.7	50
2,4-Dinitrotoluene	0.418	0.381	0.010	8.9	50
4-Nitrophenol	0.165	0.115	0.010	30.3	50
Diethyl phthalate	1.245	1.135	0.010	8.8	50
Fluorene	1.302	1.213	0.010	6.8	50
4-Chlorophenyl phenyl ether	0.689	0.605	0.010	12.2	50
2-Nitroaniline	0.157	0.139	0.010	11.5	50
4,6-Dinitro-2-methylphenol	0.258	0.259	0.010	-0.4	50
N-Nitrosodiphenylamine	0.972	0.904	0.010	7.0	50
Azobenzene	0.934	0.805	0.010	13.8	50
4-Bromophenyl phenyl ether	0.284	0.280	0.010	1.4	50
Hexachlorobenzene	0.074	0.071	0.010	4.1	50
Pentachlorophenol	0.140	0.173	0.010	-23.6	50
Pentachloronitrobenzene	0.063	0.059	0.010	6.3	50
Phenanthrene	1.023	0.946	0.010	7.5	50
Anthracene	1.049	0.969	0.010	7.6	50
Carbazole	1.048	1.005	0.010	4.1	50
Di-n-butylphthalate	1.213	1.191	0.010	1.8	50
Fluoranthene	1.328	1.341	0.010	-1.0	50
Benzidine	0.317	0.304	0.010	4.1	50
Pyrene	1.305	1.275	0.010	2.3	50
Benzyl butyl phthalate	0.524	0.503	0.010	4.0	50
Bis(2-ethylhexyl)phthalate	0.694	0.629	0.010	9.4	50
Benz(a)anthracene	1.264	1.271	0.010	-0.6	50
Chrysene	1.072	0.975	0.010	9.0	50
Di-n-octylphthalate	1.280	1.240	0.010	3.1	50
3,3'-dichlorobenzidine	0.457	0.369	0.010	19.3	50
Benzo(b)fluoranthene	1.175	1.102	0.010	6.2	50
Benzo(k)fluoranthene	1.021	0.968	0.010	5.2	50
Benzo(a)pyrene	1.106	1.076	0.010	2.7	50
Indeno(1,2,3-cd)pyrene	1.081	1.107	0.010	-2.4	50
Dibenz(a,h)anthracene	1.069	1.007	0.010	5.8	50

(*) Recommended RRF not met. (#) Maximum %D not met.

FORM VII SV

7B
SEMIVOLATILE ENDING CALIBRATION CHECK

Lab Name: Phoenix Environmental Labs Client: NETC

Lab Code: Phoenix Case No.: SAS No.: SDG No.: GBY54991

Instrument: CHEM25 Calibration Date: 07/13/17 Time: 04:15

Lab File Id: 0712_29.D Init. Calib. Date(s): 06/30/17 06/30/17

Heated Purge (Y/N): Y Init. Calib. Times: 09:07 12:04

GC Column: v factor 4 Method File: SV_0630.M

COMPOUND	RRF	RRF30	RRF MIN	%D	% D LIMITS
Benzo(ghi)perylene	1.091	1.138	0.010	-4.3	50
% 2-Fluorophenol	1.237	1.318	0.010	-6.5	50
% Phenol-d5	1.403	1.490	0.010	-6.2	50
% Nitrobenzene-d5	0.998	0.865	0.010	13.3	50
% 2-Fluorobiphenyl	1.322	1.228	0.010	7.1	50
% 2,4,6-Tribromophenol	0.035	0.034	0.010	2.9	50
% Terphenyl-d14	0.974	0.965	0.010	0.9	50

(*) Recommended RRF not met. (#) Maximum %D not met.

FORM VII SV

Evaluate Continuing Calibration Report

Data Path : H:\SV2017\CHEM25\07JUL\12\
Data File : 0712_29.D
Acq On : 13 Jul 2017 4:15 am
Operator :
Client ID : CCAL 30
Lab ID : 30PPM 8270;16V
ALS Vial : 22 Sample Multiplier: 1

Quant Time: Jul 13 09:11:50 2017
Quant Method : H:\SV2017\CHEM25\METHODS\SV_0630.M
Quant Title : Semivolatiles by GC/MS - EPA Method 625/8270
QLast Update : Thu Jul 13 09:10:41 2017
Response via : Initial Calibration

Note: Curves (l,lf,q,qf) display calculated concentration.
Min. RRF : 0.050 Min. Rel. Area : 50% Max. R.T. Dev 0.50min
Max. RRF Dev : 20% Max. Rel. Area : 200%

		Compound	AvgRF	CCRF	%Dev	Area%
1	ISTD	1,4-Dichlorobenzene-d4	1.000	1.000	0.0	129
2	T	N-Nitrosodimethylamine	0.701	0.678	3.3	
3	T	Pyridine	1.308	1.243	5.0	
5	SURR	% 2-Fluorophenol	1.237	1.318	-6.5	
6	SURR	% Phenol-d5	1.403	1.490	-6.2	
7	p	Phenol	1.527	1.438	5.8	
8	p	Bis(2-chloroethyl)ether	1.041	0.957	8.1	
9	T	Aniline	1.513	1.610	-6.4	
10	p	2-Chlorophenol	1.321	1.199	9.2	
11	T	1,3-Dichlorobenzene	1.593	1.431	10.2	
12		1,4-Dichlorobenzene	1.465	1.304	11.0	
14	T	1,2-Dichlorobenzene	1.466	1.323	9.8	
15	p	2-Methylphenol (o-cresol)	0.924	0.840	9.1	
16	T	Bis(2-chloroisopropyl)ether	0.825	0.715	13.3	
17	p	N-Nitrosodi-n-propylamine	0.625	0.532	14.9	
18	p	3&4-Methylphenol (m&p-creso	1.291	1.153	10.7	
19	p	Acetophenone	1.543	1.427	7.5	
20	p	Hexachloroethane	0.498	0.412	17.3	
21	SURR	% Nitrobenzene-d5	0.998	0.865	13.3	
22	p	Nitrobenzene	0.996	0.839	15.8	
23	ISTD	Naphthalene-d8	1.000	1.000	0.0	125
24	p	Isophorone	0.525	0.502	4.4	
25	p	2-Nitrophenol	0.048	0.042#	12.5	
26	p	2,4-Dimethylphenol	0.291	0.268	7.9	
27	p	Bis(2-chloroethoxy)methane	0.316	0.307	2.8	
28	T	Benzoic Acid	0.255	0.228	10.6	
29	p	2,4-Dichlorophenol	0.309	0.303	1.9	
30	T	1,2,4-Trichlorobenzene	0.346	0.334	3.5	
33	p	Naphthalene	0.863	0.819	5.1	
34	p	4-Chloroaniline	0.076	0.070	7.9	
36	p	Hexachlorobutadiene	0.205	0.192	6.3	
37	p	4-Chloro-3-methylphenol	0.279	0.259	7.2	
38	p	2-Methylnaphthalene	0.728	0.703	3.4	
39	p	Hexachlorocyclopentadiene	0.256	0.217	15.2	
40	p	1,2,4,5-Tetrachlorobenzene	0.411	0.398	3.2	
41	ISTD	Acenaphthene-d10	1.000	1.000	0.0	127
42	p	2,4,6-Trichlorophenol	0.437	0.354	19.0	
43	p	2,4,5-Trichlorophenol	0.437	0.418	4.3	
44	SURR	% 2-Fluorobiphenyl	1.322	1.228	7.1	
45	p	2-Chloronaphthalene	1.082	0.998	7.8	
46	p	4-Nitroaniline	0.229	0.200	12.7	
48	p	Dimethylphthalate	1.380	1.314	4.8	
49	p	2,6-Dinitrotoluene	0.311	0.268	13.8	
50	p	Acenaphthylene	1.800	1.705	5.3	
51	p	3-Nitroaniline	0.345	0.288	16.5	
52	p	Acenaphthene	1.007	0.927	7.9	
53	P	2,4-Dinitrophenol	0.189	0.185	2.1	
54	p	Dibenzofuran	1.671	1.593	4.7	
55	p	2,4-Dinitrotoluene	0.418	0.381	8.9	
56	p	4-Nitrophenol	0.165	0.115	30.3#	
58	p	Diethyl phthalate	1.245	1.135	8.8	
59	p	Fluorene	1.302	1.213	6.8	
60	p	4-Chlorophenyl phenyl ether	0.689	0.605	12.2	
61	p	2-Nitroaniline	0.157	0.139	11.5	
62	p	4,6-Dinitro-2-methylphenol	0.258	0.259	-0.4	
63	p	N-Nitrosodiphenylamine	0.972	0.904	7.0	
64	T	Azobenzene	0.934	0.805	13.8	

Evaluate Continuing Calibration Report

Data Path : H:\SV2017\CHEM25\07JUL\12\
Data File : 0712_29.D
Acq On : 13 Jul 2017 4:15 am
Operator :
Client ID : CCAL 30
Lab ID : 30PPM 8270;16V
ALS Vial : 22 Sample Multiplier: 1

Quant Time: Jul 13 09:11:50 2017
Quant Method : H:\SV2017\CHEM25\METHODS\SV_0630.M
Quant Title : Semivolatiles by GC/MS - EPA Method 625/8270
QLast Update : Thu Jul 13 09:10:41 2017
Response via : Initial Calibration

Note: Curves (l,lf,q,qf) display calculated concentration.
Min. RRF : 0.050 Min. Rel. Area : 50% Max. R.T. Dev 0.50min
Max. RRF Dev : 20% Max. Rel. Area : 200%

		Compound	AvgRF	CCRF	%Dev	Area%	
65	ISTD	Phenanthrene-d10	1.000	1.000	0.0	122	
66	SURR	% 2,4,6-Tribromophenol	0.035	0.034#	2.9		
67	p	4-Bromophenyl phenyl ether	0.284	0.280	1.4		
68	p	Hexachlorobenzene	0.074	0.071#	4.1		
69	p	Pentachlorophenol	0.140	0.173	-23.6#		
70	T	Pentachloronitrobenzene	0.063	0.059	6.3		
72	p	Phenanthrene	1.023	0.946	7.5		
73	p	Anthracene	1.049	0.969	7.6		
74	p	Carbazole	1.048	1.005	4.1		
75	p	Di-n-butylphthalate	1.213	1.191	1.8		
77	p	Fluoranthene	1.328	1.341	-1.0		
78	p	Benzidine	0.317	0.304	4.1		
79	p	Pyrene	1.305	1.275	2.3		
80	SURR	% Terphenyl-d14	0.974	0.965	0.9		
81	ISTD	Chrysene-d12	1.000	1.000	0.0	132	
82	p	Benzyl butyl phthalate	0.524	0.503	4.0		
83	p	Bis(2-ethylhexyl)phthalate	0.694	0.629	9.4		
84	p	Benz(a)anthracene	1.264	1.271	-0.6		
85	p	Chrysene	1.072	0.975	9.0		
86	p	Di-n-octylphthalate	1.280	1.240	3.1		
87	p	3,3'-dichlorobenzidine	0.457	0.369	19.3		
88	ISTD	Perylene-d12	1.000	1.000	0.0	139	
89	p	Benzo(b)fluoranthene	1.175	1.102	6.2		
90	p	Benzo(k)fluoranthene	1.021	0.968	5.2		
91	p	Benzo(a)pyrene	1.106	1.076	2.7		
92	p	Indeno(1,2,3-cd)pyrene	1.081	1.107	-2.4		
93	p	Dibenz(a,h)anthracene	1.069	1.007	5.8		
94	p	Benzo(ghi)perylene	1.091	1.138	-4.3		

(#)=Out of Range l=linear, lf=liner(0,0), q=quadratic, qf=quadratic(0,0)
Laboratory Warning Limits Out = 0

Data Path : H:\SV2017\CHEM25\07JUL\12\
Data File : 0712_29.D
Acq On : 13 Jul 2017 4:15 am
Operator :
Client ID : CCAL 30
Lab ID : 30PPM 8270;16V
ALS Vial : 22 Sample Multiplier: 1

Quant Time: Jul 13 09:11:50 2017
Quant Method : H:\SV2017\CHEM25\METHODS\SV_0630.M
Quant Title : Semivolatiles by GC/MS - EPA Method 625/8270
QLast Update : Thu Jul 13 09:10:41 2017
Response via : Initial Calibration

Compound	R.T.	QIon	Response	Conc	Units		Dev(Min)
Internal Standards							
1) 1,4-Dichlorobenzene-d4	2.913	152	437883	40.000	ng		0.00
23) Naphthalene-d8	3.907	136	1524200	40.000	ng		0.00
41) Acenaphthene-d10	5.402	164	893191	40.000	ng		0.00
65) Phenanthrene-d10	6.668	188	1563114	40.000	ng		0.00
81) Chrysene-d12	9.115	240	1687401	40.000	ng		0.00
88) Perylene-d12	11.418	264	2127593	40.000	ng		0.00
System Monitoring Compounds							
5) % 2-Fluorophenol	2.096	112	432989	31.980	ng		0.00
Spiked Amount 75.000	Range 30 - 130		Recovery =	42.64%			
6) % Phenol-d5	2.699	99	489429	31.858	ng		0.00
Spiked Amount 75.000	Range 30 - 130		Recovery =	42.48%			
21) % Nitrobenzene-d5	3.356	82	284015	25.989	ng		0.00
Spiked Amount 50.000	Range 30 - 130		Recovery =	51.98%			
44) % 2-Fluorobiphenyl	4.836	172	822515	27.861	ng		0.00
Spiked Amount 50.000	Range 30 - 130		Recovery =	55.72%			
66) % 2,4,6-Tribromophenol	6.092	62	40229	29.567	ng		0.00
Spiked Amount 75.000	Range 30 - 130		Recovery =	39.43%			
80) % Terphenyl-d14	8.073	244	1131549	29.738	ng		0.00
Spiked Amount 50.000			Recovery =	59.48%			
Target Compounds							Qvalue
2) N-Nitrosodimethylamine	1.433	74	222764	29.018	ng		98
3) Pyridine	1.433	79	408166	28.516	ng		98
7) Phenol	2.705	94	472375	28.259	ng	#	46
8) Bis(2-chloroethyl)ether	2.753	93	314132	27.579	ng		99
9) Aniline	2.715	93	528725	31.924	ng	#	60
10) 2-Chlorophenol	2.790	128	393657	27.219	ng		100
11) 1,3-Dichlorobenzene	2.886	146	470116	26.966	ng		100
12) 1,4-Dichlorobenzene	2.924	146	428156	26.691	ng		98
14) 1,2-Dichlorobenzene	3.062	146	434593	27.076	ng		99
15) 2-Methylphenol (o-cresol)	3.137	107	275976	27.281	ng		99
16) Bis(2-chloroisopropyl)...	3.148	45	234954	26.028	ng		98
17) N-Nitrosodi-n-propylamine	3.255	70	174808	25.531	ng		98
18) 3&4-Methylphenol (m&p-...	3.249	107	378745	26.808	ng		96
19) Acetophenone	3.239	105	468553	27.743	ng		100
20) Hexachloroethane	3.292	117	135428	24.834	ng		99
22) Nitrobenzene	3.372	77	275641	25.287	ng		99
24) Isophorone	3.549	82	573544	28.688	ng		100
25) 2-Nitrophenol	3.623	81	47889	26.173	ng		96
26) 2,4-Dimethylphenol	3.666	107	306797	27.648	ng		100
27) Bis(2-chloroethoxy)met...	3.736	93	351299	29.200	ng		99
28) Benzoic Acid	3.773	105	260452	26.822	ng		98
29) 2,4-Dichlorophenol	3.816	162	346878	29.442	ng		99
30) 1,2,4-Trichlorobenzene	3.874	180	381514	28.967	ng		99
33) Naphthalene	3.923	128	936572	28.494	ng		99
34) 4-Chloroaniline	3.997	65	79605	27.567	ng		99
36) Hexachlorobutadiene	4.078	225	219737	28.131	ng		99
37) 4-Chloro-3-methylphenol	4.425	107	295922	27.787	ng		100
38) 2-Methylnaphthalene	4.500	142	803228	28.952	ng		100
39) Hexachlorocyclopentadiene	4.692	237	248354	25.505	ng		99
40) 1,2,4,5-Tetrachloroben...	4.676	216	454440	28.995	ng		99
42) 2,4,6-Trichlorophenol	4.772	196	236960	24.299	ng		100
43) 2,4,5-Trichlorophenol	4.815	196	280155	28.697	ng		99
45) 2-Chloronaphthalene	4.911	162	668319	27.673	ng		100
46) 4-Nitroaniline	5.044	65	134097	26.275	ng		98
48) Dimethylphthalate	5.226	163	880382	28.580	ng		99
49) 2,6-Dinitrotoluene	5.285	165	179720	25.839	ng		97
50) Acenaphthylene	5.269	152	1142240	28.420	ng		100
51) 3-Nitroaniline	5.402	138	192881	25.046	ng		99
52) Acenaphthene	5.434	154	621289	27.643	ng		99
53) 2,4-Dinitrophenol	5.488	184	123836	29.288	ng		100

Quantitation Report (QT Reviewed)

Data Path : H:\SV2017\CHEM25\07JUL\12\
Data File : 0712_29.D
Acq On : 13 Jul 2017 4:15 am
Operator :
Client ID : CCAL 30
Lab ID : 30PPM 8270;16V
ALS Vial : 22 Sample Multiplier: 1

Quant Time: Jul 13 09:11:50 2017
Quant Method : H:\SV2017\CHEM25\METHODS\SV_0630.M
Quant Title : Semivolatiles by GC/MS - EPA Method 625/8270
QLast Update : Thu Jul 13 09:10:41 2017
Response via : Initial Calibration

Compound	R.T.	QIon	Response	Conc	Units	Dev(Min)
54) Dibenzofuran	5.568	168	1067405	28.601	ng	97
55) 2,4-Dinitrotoluene	5.621	165	255400	27.386	ng	99
56) 4-Nitrophenol	5.579	65	77296	20.976	ng	87
58) Diethyl phthalate	5.835	149	760005	27.343	ng	100
59) Fluorene	5.862	166	812336	27.941	ng	99
60) 4-Chlorophenyl phenyl ...	5.872	204	405070	26.329	ng	100
61) 2-Nitroaniline	5.942	108	92939	26.541	ng	99
62) 4,6-Dinitro-2-methylph...	5.969	198	173546	30.125	ng	97
63) N-Nitrosodiphenylamine	5.990	169	605318	27.878	ng	99
64) Azobenzene	6.006	77	539345	25.853	ng	99
67) 4-Bromophenyl phenyl e...	6.289	248	327740	29.579	ng	99
68) Hexachlorobenzene	6.407	142	83210	28.754	ng	98
69) Pentachlorophenol	6.572	266	202455	37.128	ng	98
70) Pentachloronitrobenzene	6.642	214	69487	28.132	ng	99
72) Phenanthrene	6.690	178	1109062	27.746	ng	100
73) Anthracene	6.727	178	1136068	27.711	ng	100
74) Carbazole	6.882	167	1178661	28.774	ng	100
75) Di-n-butylphthalate	7.240	149	1396382	29.470	ng	100
77) Fluoranthene	7.721	202	1572270	30.307	ng	100
78) Benzidine	7.860	184	356382	28.797	ng	100
79) Pyrene	7.913	202	1494600	29.308	ng	100
82) Benzyl butyl phthalate	8.554	149	636522	28.777	ng	99
83) Bis(2-ethylhexyl)phtha...	9.238	149	796394	27.197	ng	100
84) Benz(a)anthracene	9.089	228	1608131	30.158	ng	99
85) Chrysene	9.147	228	1233373	27.266	ng	99
86) Di-n-octylphthalate	10.157	149	1569659	29.059	ng	100
87) 3,3'-dichlorobenzidine	9.110	252	466737	24.233	ng	99
89) Benzo(b)fluoranthene	10.697	252	1759042	28.152	ng	100
90) Benzo(k)fluoranthene	10.745	252	1544005	28.441	ng	100
91) Benzo(a)pyrene	11.290	252	1717578	29.192	ng	100
92) Indeno(1,2,3-cd)pyrene	13.843	276	1766285	30.713	ng	100
93) Dibenz(a,h)anthracene	13.934	278	1606947	28.269	ng	99
94) Benzo(ghi)perylene	14.490	276	1816451	31.310	ng	99

(#)out of range (m)manual integration reviewed by analyst (+)signals summed

Quantitation Report (QT Reviewed)

Data Path : H:\SV2017\CHEM25\07JUL\12\
Data File : 0712_29.D
Acq On : 13 Jul 2017 4:15 am
Operator :
Client ID : CCAL 30
Lab ID : 30PPM 8270;16V
ALS Vial : 22 Sample Multiplier: 1

Quant Time: Jul 13 09:11:50 2017
Quant Method : H:\SV2017\CHEM25\METHODS\SV_0630.M
Quant Title : Semivolatiles by GC/MS - EPA Method 625/8270
QLast Update : Thu Jul 13 09:10:41 2017
Response via : Initial Calibration



CLIENT ID

SEMIVOLATILE ORGANICS ANALYSIS DATA SHEET

BY54998 LCS

Client: NETC Lab: Phoenix Env. Labs

SDG No.: GBY54991 Lab Sample ID: BY54998 LCS

Sample wt/vol: 15.00 (g/mL) g Lab File ID: 0712_11.D

Concentrated Extract Volume: 1000 (uL) Date Received: 07/07/17

% Moisture: n.a. Date Extracted: 07/12/17

Instrument: CHEM25 Inj. Vol. 1.0 (uL) Date Analyzed: 07/12/17

GPC Cleanup:(Y/N) N pH: Dilution Factor: 1

Matrix: (soil/water) Soil CONCENTRATION UNITS:(ug/L or ug/Kg) ug/Kg

CAS NO.	COMPOUND	CONC.	Q	MDL	PQL	R
62-75-9	N-Nitrosodimethylamine	1999		94	94	r
110-86-1	Pyridine	1360		82	82	r
108-95-2	Phenol	2205		110	110	r
111-44-4	Bis(2-chloroethyl)ether	1858		90	90	r
62-53-3	Aniline	1742		270	270	r
95-57-8	2-Chlorophenol	2186		95	95	r
541-73-1	1,3-Dichlorobenzene	1813		99	99	r
106-46-7	1,4-Dichlorobenzene	1809		99	99	r
95-50-1	1,2-Dichlorobenzene	1882		94	94	r
95-48-7	2-Methylphenol (o-cresol)	2420		160	160	r
39638-32-9	Bis(2-chloroisopropyl)ether	1755		93	93	r
621-64-7	N-Nitrosodi-n-propylamine	2071		110	110	r
HNX - M&P CRESOL	3&4-Methylphenol (m&p-cresol)	2340		130	130	r
98-86-2	Acetophenone	2095		100	100	r
67-72-1	Hexachloroethane	1700		100	100	r
98-95-3	Nitrobenzene	2024		120	120	r
78-59-1	Isophorone	2034		93	93	r
88-75-5	2-Nitrophenol	2017		210	210	r
105-67-9	2,4-Dimethylphenol	2326		83	83	r
111-91-1	Bis(2-chloroethoxy)methane	2353		92	92	r
65-85-0	Benzoic Acid	670	U	670	670	r
120-83-2	2,4-Dichlorophenol	2434		120	120	r
120-82-1	1,2,4-Trichlorobenzene	2132		100	100	r
91-20-3	Naphthalene	2117		96	96	r
106-47-8	4-Chloroaniline	1890		160	160	r
87-68-3	Hexachlorobutadiene	2048		120	120	r
59-50-7	4-Chloro-3-methylphenol	2349		120	120	r
91-57-6	2-Methylnaphthalene	2062		99	99	r
77-47-4	Hexachlorocyclopentadiene	2083		100	100	r
95-94-3	1,2,4,5-Tetrachlorobenzene	2225		120	120	r
88-06-2	2,4,6-Trichlorophenol	2302		110	110	r
95-95-4	2,4,5-Trichlorophenol	2392		180	180	r
91-58-7	2-Chloronaphthalene	2179		95	95	r
100-01-6	4-Nitroaniline	2297		110	110	r
131-11-3	Dimethylphthalate	2373		100	100	r
606-20-2	2,6-Dinitrotoluene	2255		110	110	r

FORM I SV

r=Result Reported U=Not Detected D=Reported Dilution E/J=Estimated Value X=Not Used S=Lab Solvent

CLIENT ID

SEMIVOLATILE ORGANICS ANALYSIS DATA SHEET

BY54998 LCS

Client: NETC Lab: Phoenix Env. Labs

SDG No.: GBY54991 Lab Sample ID: BY54998 LCS

Sample wt/vol: 15.00 (g/mL) g Lab File ID: 0712_11.D

Concentrated Extract Volume: 1000 (uL) Date Received: 07/07/17

% Moisture: n.a. Date Extracted: 07/12/17

Instrument: CHEM25 Inj. Vol. 1.0 (uL) Date Analyzed: 07/12/17

GPC Cleanup:(Y/N) N pH: Dilution Factor: 1

Matrix: (soil/water) Soil CONCENTRATION UNITS:(ug/L or ug/Kg) ug/Kg

CAS NO.	COMPOUND	CONC.	Q	MDL	PQL	R
208-96-8	Acenaphthylene	2264		93	93	r
99-09-2	3-Nitroaniline	1931		670	670	r
83-32-9	Acenaphthene	2363		100	100	r
51-28-5	2,4-Dinitrophenol	619.1		230	230	r
132-64-9	Dibenzofuran	2343		97	97	r
121-14-2	2,4-Dinitrotoluene	2395		130	130	r
100-02-7	4-Nitrophenol	2153		150	150	r
84-66-2	Diethyl phthalate	2319		110	110	r
86-73-7	Fluorene	2286		110	110	r
7005-72-3	4-Chlorophenyl phenyl ether	2128		110	110	r
88-74-4	2-Nitroaniline	2230		230	230	r
534-52-1	4,6-Dinitro-2-methylphenol	1596		67	67	r
86-30-6	N-Nitrosodiphenylamine	2383		130	130	r
122-66-7	Azobenzene	2137		110	110	r
101-55-3	4-Bromophenyl phenyl ether	2512		98	98	r
118-74-1	Hexachlorobenzene	2440		97	97	r
87-86-5	Pentachlorophenol	3237		130	130	r
82-68-8	Pentachloronitrobenzene	2328		120	120	r
85-01-8	Phenanthrene	2343		95	95	r
120-12-7	Anthracene	2448		110	110	r
86-74-8	Carbazole	2502		130	130	r
84-74-2	Di-n-butylphthalate	2545		89	89	r
206-44-0	Fluoranthene	2554		110	110	r
92-87-5	Benzidine	211.5		200	200	r
129-00-0	Pyrene	2587		110	110	r
85-68-7	Benzyl butyl phthalate	2551		86	86	r
117-81-7	Bis(2-ethylhexyl)phthalate	2407		96	96	r
56-55-3	Benz(a)anthracene	2599		110	110	r
218-01-9	Chrysene	2535		110	110	r
117-84-0	Di-n-octylphthalate	2540		86	86	r
91-94-1	3,3'-dichlorobenzidine	1925		160	160	r
205-99-2	Benzo(b)fluoranthene	2428		110	110	r
207-08-9	Benzo(k)fluoranthene	2342		110	110	r
50-32-8	Benzo(a)pyrene	2370		110	110	r
193-39-5	Indeno(1,2,3-cd)pyrene	2550		110	110	r
53-70-3	Dibenz(a,h)anthracene	2445		110	110	r

FORM I SV

r=Result Reported U=Not Detected D=Reported Dilution E/J=Estimated Value X=Not Used S=Lab Solvent

CLIENT ID

SEMIVOLATILE ORGANICS ANALYSIS DATA SHEET

BY54998 LCS

Client: NETC Lab: Phoenix Env. Labs

SDG No.: GBY54991 Lab Sample ID: BY54998 LCS

Sample wt/vol: 15.00 (g/mL) g Lab File ID: 0712_11.D

Concentrated Extract Volume: 1000 (uL) Date Received: 07/07/17

% Moisture: n.a. Date Extracted: 07/12/17

Instrument: CHEM25 Inj. Vol. 1.0 (uL) Date Analyzed: 07/12/17

GPC Cleanup:(Y/N) N pH: Dilution Factor: 1

Matrix: (soil/water) Soil CONCENTRATION UNITS:(ug/L or ug/Kg) ug/Kg

CAS NO.	COMPOUND	CONC.	Q	MDL	PQL	R
191-24-2	Benzo(ghi)perylene	2547		110	110	r

FORM I SV

r=Result Reported U=Not Detected D=Reported Dilution E/J=Estimated Value X=Not Used S=Lab Solvent

Quantitation Report (QT Reviewed)

Data Path : H:\SV2017\CHEM25\07JUL\12\
Data File : 0712_11.D
Acq On : 12 Jul 2017 9:26 pm
Operator :
Client ID : BY54998 LCS
Lab ID : BY54998 LCS
ALS Vial : 4 Sample Multiplier: 1

Quant Time: Jul 13 09:11:05 2017
Quant Method : H:\SV2017\CHEM25\METHODS\SV_0630.M
Quant Title : Semivolatiles by GC/MS - EPA Method 625/8270
QLast Update : Thu Jul 13 09:10:41 2017
Response via : Initial Calibration

Compound	R.T.	QIon	Response	Conc	Units		Dev(Min)
Internal Standards							
1) 1,4-Dichlorobenzene-d4	2.913	152	460296	40.000	ng		0.00
23) Naphthalene-d8	3.912	136	1712517	40.000	ng		0.00
41) Acenaphthene-d10	5.408	164	1008388	40.000	ng		0.00
65) Phenanthrene-d10	6.668	188	1741987	40.000	ng		0.00
81) Chrysene-d12	9.115	240	1864296	40.000	ng		0.00
88) Perylene-d12	11.423	264	2432183	40.000	ng		0.00
System Monitoring Compounds							
5) % 2-Fluorophenol	2.106	112	678099	47.646	ng		0.01
Spiked Amount 75.000	Range 30 - 130		Recovery = 63.53%				
6) % Phenol-d5	2.705	99	860553	53.288	ng		0.00
Spiked Amount 75.000	Range 30 - 130		Recovery = 71.05%				
21) % Nitrobenzene-d5	3.356	82	352335	30.671	ng		0.00
Spiked Amount 50.000	Range 30 - 130		Recovery = 61.34%				
44) % 2-Fluorobiphenyl	4.836	172	1065608	31.972	ng		0.00
Spiked Amount 50.000	Range 30 - 130		Recovery = 63.94%				
66) % 2,4,6-Tribromophenol	6.097	62	80055	52.795	ng		0.00
Spiked Amount 75.000	Range 30 - 130		Recovery = 70.40%				
80) % Terphenyl-d14	8.068	244	1588934	37.471	ng		0.00
Spiked Amount 50.000			Recovery = 74.94%				
Target Compounds							Qvalue
2) N-Nitrosodimethylamine	1.428	74	241994	29.988	ng		98
3) Pyridine	1.428	79	306897	20.397	ng		99
7) Phenol	2.710	94	581079	33.070	ng	#	59
8) Bis(2-chloroethyl)ether	2.747	93	333724	27.872	ng		99
9) Aniline	2.715	93	454973	26.133	ng	#	38
10) 2-Chlorophenol	2.790	128	498463	32.788	ng		99
11) 1,3-Dichlorobenzene	2.886	146	498312	27.191	ng		99
12) 1,4-Dichlorobenzene	2.924	146	457582	27.137	ng		99
14) 1,2-Dichlorobenzene	3.062	146	476293	28.229	ng		100
15) 2-Methylphenol (o-cresol)	3.143	107	386018	36.301	ng		96
16) Bis(2-chloroisopropyl)...	3.148	45	249809	26.326	ng		87
17) N-Nitrosodi-n-propylamine	3.255	70	223630	31.071	ng		98
18) 3&4-Methylphenol (m&p-...	3.249	107	521220	35.097	ng		96
19) Acetophenone	3.239	105	557780	31.419	ng		98
20) Hexachloroethane	3.292	117	146137	25.493	ng		99
22) Nitrobenzene	3.372	77	347839	30.356	ng		98
24) Isophorone	3.549	82	685475	30.517	ng		100
25) 2-Nitrophenol	3.623	81	62195	30.253	ng		98
26) 2,4-Dimethylphenol	3.666	107	434998	34.891	ng		98
27) Bis(2-chloroethoxy)met...	3.736	93	477042	35.291	ng		98
28) Benzoic Acid	3.805	105	8861	0.812	ng	#	11
29) 2,4-Dichlorophenol	3.816	162	483268	36.508	ng		99
30) 1,2,4-Trichlorobenzene	3.880	180	473268	31.982	ng		99
33) Naphthalene	3.928	128	1172604	31.752	ng		100
34) 4-Chloroaniline	4.003	65	91959	28.343	ng		97
36) Hexachlorobutadiene	4.077	225	269635	30.723	ng		99
37) 4-Chloro-3-methylphenol	4.425	107	421612	35.236	ng		99
38) 2-Methylnaphthalene	4.500	142	964140	30.930	ng		100
39) Hexachlorocyclopentadiene	4.692	237	341870	31.248	ng		98
40) 1,2,4,5-Tetrachloroben...	4.676	216	587749	33.377	ng		99
42) 2,4,6-Trichlorophenol	4.777	196	380113	34.526	ng		100
43) 2,4,5-Trichlorophenol	4.815	196	395429	35.877	ng		100
45) 2-Chloronaphthalene	4.911	162	891254	32.688	ng		99
46) 4-Nitroaniline	5.044	65	198535	34.457	ng		98
48) Dimethylphthalate	5.226	163	1237718	35.590	ng		99
49) 2,6-Dinitrotoluene	5.290	165	265618	33.826	ng		98
50) Acenaphthylene	5.274	152	1541061	33.962	ng		100
51) 3-Nitroaniline	5.408	138	251858	28.968	ng		99
52) Acenaphthene	5.434	154	899342	35.443	ng		100
53) 2,4-Dinitrophenol	5.488	184	44332	9.287	ng		99

Quantitation Report (QT Reviewed)

Data Path : H:\SV2017\CHEM25\07JUL\12\
Data File : 0712_11.D
Acq On : 12 Jul 2017 9:26 pm
Operator :
Client ID : BY54998 LCS
Lab ID : BY54998 LCS
ALS Vial : 4 Sample Multiplier: 1

Quant Time: Jul 13 09:11:05 2017
Quant Method : H:\SV2017\CHEM25\METHODS\SV_0630.M
Quant Title : Semivolatiles by GC/MS - EPA Method 625/8270
QLast Update : Thu Jul 13 09:10:41 2017
Response via : Initial Calibration

Compound	R.T.	QIon	Response	Conc	Units		Dev(Min)
54) Dibenzofuran	5.568	168	1480564	35.140	ng		99
55) 2,4-Dinitrotoluene	5.621	165	378256	35.926	ng		99
56) 4-Nitrophenol	5.579	65	134363	32.298	ng		98
58) Diethyl phthalate	5.840	149	1091501	34.783	ng		100
59) Fluorene	5.867	166	1125437	34.288	ng		99
60) 4-Chlorophenyl phenyl ...	5.872	204	554433	31.921	ng		99
61) 2-Nitroaniline	5.942	108	132255	33.454	ng		95
62) 4,6-Dinitro-2-methylph...	5.969	198	155728	23.944	ng		97
63) N-Nitrosodiphenylamine	5.990	169	876157	35.742	ng		100
64) Azobenzene	6.006	77	754944	32.054	ng		98
67) 4-Bromophenyl phenyl e...	6.289	248	465361	37.687	ng		99
68) Hexachlorobenzene	6.407	142	118024	36.596	ng		99
69) Pentachlorophenol	6.578	266	295112	48.562	ng		99
70) Pentachloronitrobenzene	6.642	214	96120	34.918	ng		99
72) Phenanthrene	6.690	178	1565575	35.145	ng		99
73) Anthracene	6.727	178	1677902	36.725	ng		100
74) Carbazole	6.887	167	1712958	37.524	ng		99
75) Di-n-butylphthalate	7.240	149	2016087	38.180	ng		100
77) Fluoranthene	7.721	202	2214533	38.303	ng		100
78) Benzidine	7.860	184	43755	3.172	ng	#	98
79) Pyrene	7.913	202	2205150	38.801	ng		100
82) Benzyl butyl phthalate	8.554	149	934988	38.260	ng		99
83) Bis(2-ethylhexyl)phtha...	9.238	149	1168195	36.109	ng		99
84) Benz(a)anthracene	9.088	228	2296549	38.982	ng		99
85) Chrysene	9.147	228	1900461	38.027	ng		100
86) Di-n-octylphthalate	10.157	149	2273387	38.094	ng		100
87) 3,3'-dichlorobenzidine	9.110	252	614393	28.873	ng		99
89) Benzo(b)fluoranthene	10.702	252	2601800	36.425	ng		99
90) Benzo(k)fluoranthene	10.750	252	2179819	35.125	ng		99
91) Benzo(a)pyrene	11.295	252	2391085	35.549	ng		99
92) Indeno(1,2,3-cd)pyrene	13.848	276	2514291	38.245	ng		100
93) Dibenz(a,h)anthracene	13.945	278	2383287	36.676	ng		99
94) Benzo(ghi)perylene	14.500	276	2533664	38.203	ng		99

(#)out of range (m)manual integration reviewed by analyst (+)signals summed

Quantitation Report (QT Reviewed)

Data Path : H:\SV2017\CHEM25\07JUL\12\
Data File : 0712_11.D
Acq On : 12 Jul 2017 9:26 pm
Operator :
Client ID : BY54998 LCS
Lab ID : BY54998 LCS
ALS Vial : 4 Sample Multiplier: 1

Quant Time: Jul 13 09:11:05 2017
Quant Method : H:\SV2017\CHEM25\METHODS\SV_0630.M
Quant Title : Semivolatiles by GC/MS - EPA Method 625/8270
QLast Update : Thu Jul 13 09:10:41 2017
Response via : Initial Calibration

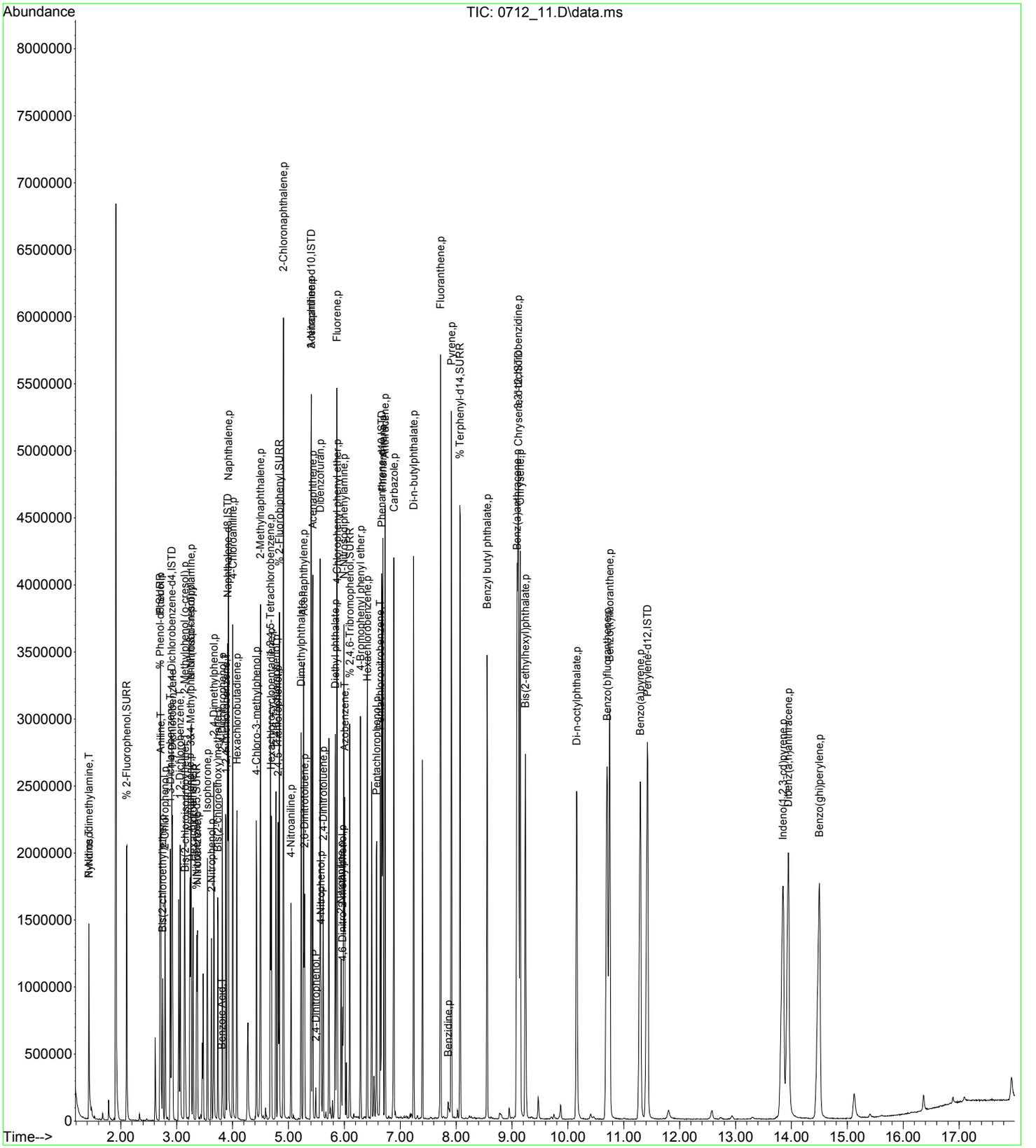

CLIENT ID

SEMIVOLATILE ORGANICS ANALYSIS DATA SHEET

BY54998 LCSD

Client: NETC Lab: Phoenix Env. Labs

SDG No.: GBY54991 Lab Sample ID: BY54998 LCSD

Sample wt/vol: 15.00 (g/mL) g Lab File ID: 0712_12.D

Concentrated Extract Volume: 1000 (uL) Date Received: 07/07/17

% Moisture: n.a. Date Extracted: 07/12/17

Instrument: CHEM25 Inj. Vol. 1.0 (uL) Date Analyzed: 07/12/17

GPC Cleanup:(Y/N) N pH: Dilution Factor: 1

Matrix: (soil/water) Soil CONCENTRATION UNITS:(ug/L or ug/Kg) ug/Kg

CAS NO.	COMPOUND	CONC.	Q	MDL	PQL	R
62-75-9	N-Nitrosodimethylamine	1954		94	94	r
110-86-1	Pyridine	1465		82	82	r
108-95-2	Phenol	2107		110	110	r
111-44-4	Bis(2-chloroethyl)ether	1808		90	90	r
62-53-3	Aniline	1654		270	270	r
95-57-8	2-Chlorophenol	2105		95	95	r
541-73-1	1,3-Dichlorobenzene	1815		99	99	r
106-46-7	1,4-Dichlorobenzene	1851		99	99	r
95-50-1	1,2-Dichlorobenzene	1865		94	94	r
95-48-7	2-Methylphenol (o-cresol)	2232		160	160	r
39638-32-9	Bis(2-chloroisopropyl)ether	1734		93	93	r
621-64-7	N-Nitrosodi-n-propylamine	1988		110	110	r
HNX - M&P CRESOL	3&4-Methylphenol (m&p-cresol)	2217		130	130	r
98-86-2	Acetophenone	2038		100	100	r
67-72-1	Hexachloroethane	1735		100	100	r
98-95-3	Nitrobenzene	1926		120	120	r
78-59-1	Isophorone	1973		93	93	r
88-75-5	2-Nitrophenol	1959		210	210	r
105-67-9	2,4-Dimethylphenol	2252		83	83	r
111-91-1	Bis(2-chloroethoxy)methane	2315		92	92	r
65-85-0	Benzoic Acid	670	U	670	670	r
120-83-2	2,4-Dichlorophenol	2374		120	120	r
120-82-1	1,2,4-Trichlorobenzene	2138		100	100	r
91-20-3	Naphthalene	2166		96	96	r
106-47-8	4-Chloroaniline	1887		160	160	r
87-68-3	Hexachlorobutadiene	2054		120	120	r
59-50-7	4-Chloro-3-methylphenol	2249		120	120	r
91-57-6	2-Methylnaphthalene	2052		99	99	r
77-47-4	Hexachlorocyclopentadiene	2040		100	100	r
95-94-3	1,2,4,5-Tetrachlorobenzene	2176		120	120	r
88-06-2	2,4,6-Trichlorophenol	2220		110	110	r
95-95-4	2,4,5-Trichlorophenol	2358		180	180	r
91-58-7	2-Chloronaphthalene	2255		95	95	r
100-01-6	4-Nitroaniline	2240		110	110	r
131-11-3	Dimethylphthalate	2351		100	100	r
606-20-2	2,6-Dinitrotoluene	2165		110	110	r

FORM I SV

r=Result Reported U=Not Detected D=Reported Dilution E/J=Estimated Value X=Not Used S=Lab Solvent

CLIENT ID

SEMIVOLATILE ORGANICS ANALYSIS DATA SHEET

BY54998 LCSD

Client: NETC Lab: Phoenix Env. Labs

SDG No.: GBY54991 Lab Sample ID: BY54998 LCSD

Sample wt/vol: 15.00 (g/mL) g Lab File ID: 0712_12.D

Concentrated Extract Volume: 1000 (uL) Date Received: 07/07/17

% Moisture: n.a. Date Extracted: 07/12/17

Instrument: CHEM25 Inj. Vol. 1.0 (uL) Date Analyzed: 07/12/17

GPC Cleanup:(Y/N) N pH: Dilution Factor: 1

Matrix: (soil/water) Soil CONCENTRATION UNITS:(ug/L or ug/Kg) ug/Kg

CAS NO.	COMPOUND	CONC.	Q	MDL	PQL	R
208-96-8	Acenaphthylene	2269		93	93	r
99-09-2	3-Nitroaniline	1919		670	670	r
83-32-9	Acenaphthene	2340		100	100	r
51-28-5	2,4-Dinitrophenol	525.7		230	230	r
132-64-9	Dibenzofuran	2312		97	97	r
121-14-2	2,4-Dinitrotoluene	2308		130	130	r
100-02-7	4-Nitrophenol	2020		150	150	r
84-66-2	Diethyl phthalate	2275		110	110	r
86-73-7	Fluorene	2269		110	110	r
7005-72-3	4-Chlorophenyl phenyl ether	2125		110	110	r
88-74-4	2-Nitroaniline	2110		230	230	r
534-52-1	4,6-Dinitro-2-methylphenol	1411		67	67	r
86-30-6	N-Nitrosodiphenylamine	2329		130	130	r
122-66-7	Azobenzene	2125		110	110	r
101-55-3	4-Bromophenyl phenyl ether	2405		98	98	r
118-74-1	Hexachlorobenzene	2421		97	97	r
87-86-5	Pentachlorophenol	2960		130	130	r
82-68-8	Pentachloronitrobenzene	2252		120	120	r
85-01-8	Phenanthrene	2317		95	95	r
120-12-7	Anthracene	2377		110	110	r
86-74-8	Carbazole	2392		130	130	r
84-74-2	Di-n-butylphthalate	2467		89	89	r
206-44-0	Fluoranthene	2476		110	110	r
92-87-5	Benzidine	300.0		200	200	r
129-00-0	Pyrene	2524		110	110	r
85-68-7	Benzyl butyl phthalate	2468		86	86	r
117-81-7	Bis(2-ethylhexyl)phthalate	2324		96	96	r
56-55-3	Benz(a)anthracene	2536		110	110	r
218-01-9	Chrysene	2438		110	110	r
117-84-0	Di-n-octylphthalate	2440		86	86	r
91-94-1	3,3'-dichlorobenzidine	1914		160	160	r
205-99-2	Benzo(b)fluoranthene	2309		110	110	r
207-08-9	Benzo(k)fluoranthene	2365		110	110	r
50-32-8	Benzo(a)pyrene	2303		110	110	r
193-39-5	Indeno(1,2,3-cd)pyrene	2430		110	110	r
53-70-3	Dibenz(a,h)anthracene	2400		110	110	r

FORM I SV

r=Result Reported U=Not Detected D=Reported Dilution E/J=Estimated Value X=Not Used S=Lab Solvent

CLIENT ID

SEMIVOLATILE ORGANICS ANALYSIS DATA SHEET

BY54998 LCSD

Client: NETC Lab: Phoenix Env. Labs

SDG No.: GBY54991 Lab Sample ID: BY54998 LCSD

Sample wt/vol: 15.00 (g/mL) g Lab File ID: 0712_12.D

Concentrated Extract Volume: 1000 (uL) Date Received: 07/07/17

% Moisture: n.a. Date Extracted: 07/12/17

Instrument: CHEM25 Inj. Vol. 1.0 (uL) Date Analyzed: 07/12/17

GPC Cleanup:(Y/N) N pH: Dilution Factor: 1

Matrix: (soil/water) Soil CONCENTRATION UNITS:(ug/L or ug/Kg) ug/Kg

CAS NO.	COMPOUND	CONC.	Q	MDL	PQL	R
191-24-2	Benzo(ghi)perylene	2439		110	110	r

FORM I SV

r=Result Reported U=Not Detected D=Reported Dilution E/J=Estimated Value X=Not Used S=Lab Solvent

Quantitation Report (QT Reviewed)

Data Path : H:\SV2017\CHEM25\07JUL\12\
Data File : 0712_12.D
Acq On : 12 Jul 2017 9:49 pm
Operator :
Client ID : BY54998 LCSD
Lab ID : BY54998 LCSD
ALS Vial : 5 Sample Multiplier: 1

Quant Time: Jul 13 09:11:07 2017
Quant Method : H:\SV2017\CHEM25\METHODS\SV_0630.M
Quant Title : Semivolatiles by GC/MS - EPA Method 625/8270
QLast Update : Thu Jul 13 09:10:41 2017
Response via : Initial Calibration

Compound	R.T.	QIon	Response	Conc	Units		Dev(Min)
Internal Standards							
1) 1,4-Dichlorobenzene-d4	2.913	152	381088	40.000	ng		0.00
23) Naphthalene-d8	3.906	136	1370153	40.000	ng		0.00
41) Acenaphthene-d10	5.402	164	791118	40.000	ng		0.00
65) Phenanthrene-d10	6.668	188	1366152	40.000	ng		0.00
81) Chrysene-d12	9.115	240	1436213	40.000	ng		0.00
88) Perylene-d12	11.418	264	1867786	40.000	ng		0.00
System Monitoring Compounds							
5) % 2-Fluorophenol	2.101	112	527350	44.755	ng		0.00
Spiked Amount 75.000	Range 30 - 130		Recovery =	59.67%			
6) % Phenol-d5	2.704	99	657997	49.214	ng		0.00
Spiked Amount 75.000	Range 30 - 130		Recovery =	65.61%			
21) % Nitrobenzene-d5	3.356	82	277128	29.138	ng		0.00
Spiked Amount 50.000	Range 30 - 130		Recovery =	58.28%			
44) % 2-Fluorobiphenyl	4.836	172	830743	31.771	ng		0.00
Spiked Amount 50.000	Range 30 - 130		Recovery =	63.54%			
66) % 2,4,6-Tribromophenol	6.091	62	59561	50.086	ng		0.00
Spiked Amount 75.000	Range 30 - 130		Recovery =	66.79%			
80) % Terphenyl-d14	8.068	244	1200395	36.096	ng		0.00
Spiked Amount 50.000			Recovery =	72.20%			
Target Compounds							Qvalue
2) N-Nitrosodimethylamine	1.428	74	195866	29.317	ng		98
3) Pyridine	1.428	79	273742	21.975	ng		99
7) Phenol	2.710	94	459776	31.605	ng	#	59
8) Bis(2-chloroethyl)ether	2.747	93	268804	27.116	ng		99
9) Aniline	2.715	93	357580	24.808	ng	#	36
10) 2-Chlorophenol	2.790	128	397331	31.568	ng		99
11) 1,3-Dichlorobenzene	2.886	146	413120	27.228	ng		99
12) 1,4-Dichlorobenzene	2.923	146	387642	27.767	ng		98
14) 1,2-Dichlorobenzene	3.062	146	390761	27.973	ng		100
15) 2-Methylphenol (o-cresol)	3.143	107	294808	33.486	ng		97
16) Bis(2-chloroisopropyl)...	3.148	45	204319	26.007	ng		89
17) N-Nitrosodi-n-propylamine	3.255	70	177729	29.826	ng		98
18) 3&4-Methylphenol (m&p-...	3.249	107	408821	33.250	ng		97
19) Acetophenone	3.233	105	449280	30.567	ng		99
20) Hexachloroethane	3.292	117	123521	26.027	ng		98
22) Nitrobenzene	3.372	77	274092	28.892	ng		97
24) Isophorone	3.549	82	531980	29.601	ng		99
25) 2-Nitrophenol	3.623	81	48344	29.392	ng		99
26) 2,4-Dimethylphenol	3.666	107	336893	33.774	ng		99
27) Bis(2-chloroethoxy)met...	3.736	93	375507	34.721	ng		99
28) Benzoic Acid	3.794	105	4980	0.571	ng	#	11
29) 2,4-Dichlorophenol	3.816	162	377146	35.610	ng		99
30) 1,2,4-Trichlorobenzene	3.874	180	379682	32.069	ng		100
33) Naphthalene	3.922	128	960005	32.491	ng		100
34) 4-Chloroaniline	3.997	65	73459	28.298	ng		99
36) Hexachlorobutadiene	4.077	225	216357	30.812	ng		99
37) 4-Chloro-3-methylphenol	4.425	107	322978	33.738	ng		100
38) 2-Methylnaphthalene	4.499	142	767564	30.777	ng		99
39) Hexachlorocyclopentadiene	4.692	237	267859	30.601	ng		98
40) 1,2,4,5-Tetrachloroben...	4.676	216	459878	32.641	ng		100
42) 2,4,6-Trichlorophenol	4.777	196	287643	33.302	ng		99
43) 2,4,5-Trichlorophenol	4.815	196	305816	35.367	ng		99
45) 2-Chloronaphthalene	4.911	162	723534	33.824	ng		99
46) 4-Nitroaniline	5.044	65	151910	33.606	ng		98
48) Dimethylphthalate	5.226	163	962117	35.263	ng		99
49) 2,6-Dinitrotoluene	5.290	165	200096	32.480	ng		98
50) Acenaphthylene	5.269	152	1211395	34.029	ng		100
51) 3-Nitroaniline	5.408	138	196375	28.789	ng		100
52) Acenaphthene	5.434	154	698620	35.094	ng		100
53) 2,4-Dinitrophenol	5.488	184	29529	7.885	ng		98

Quantitation Report (QT Reviewed)

Data Path : H:\SV2017\CHEM25\07JUL\12\
Data File : 0712_12.D
Acq On : 12 Jul 2017 9:49 pm
Operator :
Client ID : BY54998 LCSD
Lab ID : BY54998 LCSD
ALS Vial : 5 Sample Multiplier: 1

Quant Time: Jul 13 09:11:07 2017
Quant Method : H:\SV2017\CHEM25\METHODS\SV_0630.M
Quant Title : Semivolatiles by GC/MS - EPA Method 625/8270
QLast Update : Thu Jul 13 09:10:41 2017
Response via : Initial Calibration

Compound	R.T.	QIon	Response	Conc	Units	Dev(Min)
54) Dibenzofuran	5.568	168	1146337	34.679	ng	98
55) 2,4-Dinitrotoluene	5.621	165	285984	34.622	ng	99
56) 4-Nitrophenol	5.579	65	98910	30.305	ng	100
58) Diethyl phthalate	5.835	149	839962	34.119	ng	100
59) Fluorene	5.862	166	876533	34.039	ng	100
60) 4-Chlorophenyl phenyl ...	5.872	204	434423	31.880	ng	99
61) 2-Nitroaniline	5.942	108	98155	31.647	ng	96
62) 4,6-Dinitro-2-methylph...	5.969	198	107962	21.159	ng	100
63) N-Nitrosodiphenylamine	5.990	169	671903	34.938	ng	100
64) Azobenzene	6.006	77	589113	31.882	ng	98
67) 4-Bromophenyl phenyl e...	6.289	248	349356	36.076	ng	100
68) Hexachlorobenzene	6.407	142	91865	36.321	ng	100
69) Pentachlorophenol	6.578	266	211613	44.402	ng	99
70) Pentachloronitrobenzene	6.642	214	72921	33.778	ng	99
72) Phenanthrene	6.690	178	1213978	34.749	ng	99
73) Anthracene	6.727	178	1277324	35.648	ng	99
74) Carbazole	6.882	167	1284420	35.877	ng	99
75) Di-n-butylphthalate	7.240	149	1532294	37.001	ng	100
77) Fluoranthene	7.721	202	1683779	37.135	ng	100
78) Benzidine	7.860	184	48673	4.500	ng	98
79) Pyrene	7.913	202	1687315	37.858	ng	99
82) Benzyl butyl phthalate	8.554	149	697068	37.026	ng	98
83) Bis(2-ethylhexyl)phtha...	9.238	149	868734	34.856	ng	99
84) Benz(a)anthracene	9.088	228	1726115	38.033	ng	99
85) Chrysene	9.142	228	1407788	36.565	ng	100
86) Di-n-octylphthalate	10.157	149	1682659	36.600	ng	100
87) 3,3'-dichlorobenzidine	9.104	252	470569	28.705	ng	99
89) Benzo(b)fluoranthene	10.696	252	1900074	34.639	ng	99
90) Benzo(k)fluoranthene	10.739	252	1690606	35.473	ng	100
91) Benzo(a)pyrene	11.295	252	1784098	34.540	ng	100
92) Indeno(1,2,3-cd)pyrene	13.838	276	1840150	36.449	ng	99
93) Dibenz(a,h)anthracene	13.934	278	1796654	36.003	ng	100
94) Benzo(ghi)perylene	14.489	276	1863051	36.580	ng	100

(#)out of range (m)manual integration reviewed by analyst (+)signals summed

Quantitation Report (QT Reviewed)

Data Path : H:\SV2017\CHEM25\07JUL\12\
Data File : 0712_12.D
Acq On : 12 Jul 2017 9:49 pm
Operator :
Client ID : BY54998 LCSD
Lab ID : BY54998 LCSD
ALS Vial : 5 Sample Multiplier: 1

Quant Time: Jul 13 09:11:07 2017
Quant Method : H:\SV2017\CHEM25\METHODS\SV_0630.M
Quant Title : Semivolatiles by GC/MS - EPA Method 625/8270
QLast Update : Thu Jul 13 09:10:41 2017
Response via : Initial Calibration

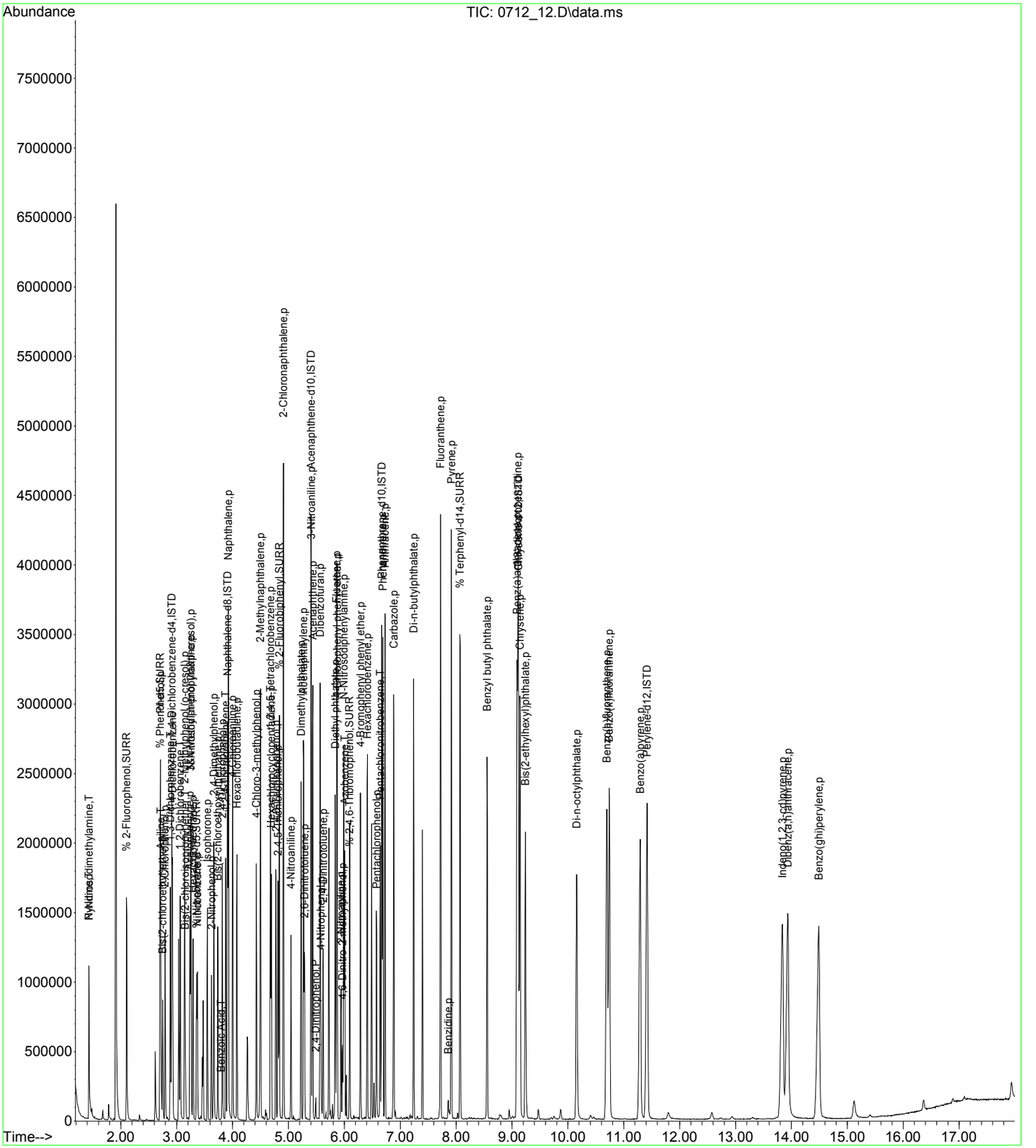

CLIENT ID

SEMIVOLATILE ORGANICS ANALYSIS DATA SHEET

USB-2/S-3A MS

Client: NETC Lab: Phoenix Env. Labs

SDG No.: GBY54991 Lab Sample ID: BY54998 MS

Sample wt/vol: 15.30 (g/mL) g Lab File ID: 0712_13.D

Concentrated Extract Volume: 1000 (uL) Date Received: 07/07/17

% Moisture: 18 Date Extracted: 07/12/17

Instrument: CHEM25 Inj. Vol. 1.0 (uL) Date Analyzed: 07/12/17

GPC Cleanup:(Y/N) N pH: Dilution Factor: 1

Matrix: (soil/water) Soil CONCENTRATION UNITS:(ug/L or ug/Kg) ug/Kg

CAS NO.	COMPOUND	CONC.	Q	MDL	PQL	R
62-75-9	N-Nitrosodimethylamine	1955		110	110	r
110-86-1	Pyridine	1459		98	98	r
108-95-2	Phenol	2121		130	130	r
111-44-4	Bis(2-chloroethyl)ether	1882		110	110	r
62-53-3	Aniline	1432		320	320	r
95-57-8	2-Chlorophenol	2155		110	110	r
541-73-1	1,3-Dichlorobenzene	1823		120	120	r
106-46-7	1,4-Dichlorobenzene	1868		120	120	r
95-50-1	1,2-Dichlorobenzene	1896		110	110	r
95-48-7	2-Methylphenol (o-cresol)	2390		190	190	r
39638-32-9	Bis(2-chloroisopropyl)ether	1749		110	110	r
621-64-7	N-Nitrosodi-n-propylamine	2104		130	130	r
HNX - M&P CRESOL	3&4-Methylphenol (m&p-cresol)	2372		160	160	r
98-86-2	Acetophenone	2084		120	120	r
67-72-1	Hexachloroethane	1685		120	120	r
98-95-3	Nitrobenzene	1984		140	140	r
78-59-1	Isophorone	2125		110	110	r
88-75-5	2-Nitrophenol	2037		250	250	r
105-67-9	2,4-Dimethylphenol	2505		99	99	r
111-91-1	Bis(2-chloroethoxy)methane	2458		110	110	r
65-85-0	Benzoic Acid	800	U	800	800	r
120-83-2	2,4-Dichlorophenol	2573		140	140	r
120-82-1	1,2,4-Trichlorobenzene	2300		120	120	r
91-20-3	Naphthalene	2312		110	110	r
106-47-8	4-Chloroaniline	1834		190	190	r
87-68-3	Hexachlorobutadiene	2125		140	140	r
59-50-7	4-Chloro-3-methylphenol	2513		140	140	r
91-57-6	2-Methylnaphthalene	2235		120	120	r
77-47-4	Hexachlorocyclopentadiene	859.8		120	120	r
95-94-3	1,2,4,5-Tetrachlorobenzene	2372		140	140	r
88-06-2	2,4,6-Trichlorophenol	2456		130	130	r
95-95-4	2,4,5-Trichlorophenol	2564		220	220	r
91-58-7	2-Chloronaphthalene	2474		110	110	r
100-01-6	4-Nitroaniline	2432		130	130	r
131-11-3	Dimethylphthalate	2603		120	120	r
606-20-2	2,6-Dinitrotoluene	2379		130	130	r

FORM I SV

r=Result Reported U=Not Detected D=Reported Dilution E/J=Estimated Value X=Not Used S=Lab Solvent

CLIENT ID

SEMIVOLATILE ORGANICS ANALYSIS DATA SHEET

USB-2/S-3A MS

Client: NETC Lab: Phoenix Env. Labs

SDG No.: GBY54991 Lab Sample ID: BY54998 MS

Sample wt/vol: 15.30 (g/mL) g Lab File ID: 0712_13.D

Concentrated Extract Volume: 1000 (uL) Date Received: 07/07/17

% Moisture: 18 Date Extracted: 07/12/17

Instrument: CHEM25 Inj. Vol. 1.0 (uL) Date Analyzed: 07/12/17

GPC Cleanup:(Y/N) N pH: Dilution Factor: 1

Matrix: (soil/water) Soil CONCENTRATION UNITS:(ug/L or ug/Kg) ug/Kg

CAS NO.	COMPOUND	CONC.	Q	MDL	PQL	R
208-96-8	Acenaphthylene	2461		110	110	r
99-09-2	3-Nitroaniline	2056		800	800	r
83-32-9	Acenaphthene	2636		120	120	r
51-28-5	2,4-Dinitrophenol	2052		280	280	r
132-64-9	Dibenzofuran	2424		120	120	r
121-14-2	2,4-Dinitrotoluene	2368		160	160	r
100-02-7	4-Nitrophenol	2612		180	180	r
84-66-2	Diethyl phthalate	2476		130	130	r
86-73-7	Fluorene	2529		130	130	r
7005-72-3	4-Chlorophenyl phenyl ether	2345		130	130	r
88-74-4	2-Nitroaniline	2218		280	280	r
534-52-1	4,6-Dinitro-2-methylphenol	2541		80	80	r
86-30-6	N-Nitrosodiphenylamine	2582		150	150	r
122-66-7	Azobenzene	2313		130	130	r
101-55-3	4-Bromophenyl phenyl ether	2683		120	120	r
118-74-1	Hexachlorobenzene	2668		120	120	r
87-86-5	Pentachlorophenol	3664		150	150	r
82-68-8	Pentachloronitrobenzene	2611		150	150	r
85-01-8	Phenanthrene	2698		110	110	r
120-12-7	Anthracene	2753		130	130	r
86-74-8	Carbazole	2540		160	160	r
84-74-2	Di-n-butylphthalate	2555		110	110	r
206-44-0	Fluoranthene	2004		130	130	r
92-87-5	Benzidine	230	U	230	230	r
129-00-0	Pyrene	2696		140	140	r
85-68-7	Benzyl butyl phthalate	2634		100	100	r
117-81-7	Bis(2-ethylhexyl)phthalate	2602		110	110	r
56-55-3	Benz(a)anthracene	2836		130	130	r
218-01-9	Chrysene	2782		130	130	r
117-84-0	Di-n-octylphthalate	2727		100	100	r
91-94-1	3,3'-dichlorobenzidine	2370		190	190	r
205-99-2	Benzo(b)fluoranthene	2619		140	140	r
207-08-9	Benzo(k)fluoranthene	2662		130	130	r
50-32-8	Benzo(a)pyrene	2595		130	130	r
193-39-5	Indeno(1,2,3-cd)pyrene	2757		130	130	r
53-70-3	Dibenz(a,h)anthracene	2703		130	130	r

FORM I SV

r=Result Reported U=Not Detected D=Reported Dilution E/J=Estimated Value X=Not Used S=Lab Solvent

CLIENT ID

SEMIVOLATILE ORGANICS ANALYSIS DATA SHEET

USB-2/S-3A MS

Client: NETC Lab: Phoenix Env. Labs

SDG No.: GBY54991 Lab Sample ID: BY54998 MS

Sample wt/vol: 15.30 (g/mL) g Lab File ID: 0712_13.D

Concentrated Extract Volume: 1000 (uL) Date Received: 07/07/17

% Moisture: 18 Date Extracted: 07/12/17

Instrument: CHEM25 Inj. Vol. 1.0 (uL) Date Analyzed: 07/12/17

GPC Cleanup:(Y/N) N pH: Dilution Factor: 1

Matrix: (soil/water) Soil CONCENTRATION UNITS:(ug/L or ug/Kg) ug/Kg

CAS NO.	COMPOUND	CONC.	Q	MDL	PQL	R
191-24-2	Benzo(ghi)perylene	2783		130	130	r

FORM I SV

r=Result Reported U=Not Detected D=Reported Dilution E/J=Estimated Value X=Not Used S=Lab Solvent

Quantitation Report (QT Reviewed)

Data Path : H:\SV2017\CHEM25\07JUL\12\
Data File : 0712_13.D
Acq On : 12 Jul 2017 10:11 pm
Operator :
Client ID : USB-2/S-3A MS
Lab ID : BY54998 MS
ALS Vial : 6 Sample Multiplier: 1

Quant Time: Jul 13 09:11:09 2017
Quant Method : H:\SV2017\CHEM25\METHODS\SV_0630.M
Quant Title : Semivolatiles by GC/MS - EPA Method 625/8270
QLast Update : Thu Jul 13 09:10:41 2017
Response via : Initial Calibration

Compound	R.T.	QIon	Response	Conc	Units		Dev(Min)
Internal Standards							
1) 1,4-Dichlorobenzene-d4	2.913	152	349490	40.000	ng		0.00
23) Naphthalene-d8	3.907	136	1226938	40.000	ng		0.00
41) Acenaphthene-d10	5.402	164	711079	40.000	ng		0.00
65) Phenanthrene-d10	6.669	188	1217681	40.000	ng		0.00
81) Chrysene-d12	9.115	240	1294627	40.000	ng		0.00
88) Perylene-d12	11.418	264	1716107	40.000	ng		0.00
System Monitoring Compounds							
5) % 2-Fluorophenol	2.106	112	401019	37.110	ng		0.01
Spiked Amount 75.000	Range 30 - 130		Recovery =	49.48%			
6) % Phenol-d5	2.699	99	519540	42.371	ng		0.00
Spiked Amount 75.000	Range 30 - 130		Recovery =	56.49%			
21) % Nitrobenzene-d5	3.356	82	216540	24.826	ng		0.00
Spiked Amount 50.000	Range 30 - 130		Recovery =	49.66%			
44) % 2-Fluorobiphenyl	4.836	172	695736	29.603	ng		0.00
Spiked Amount 50.000	Range 30 - 130		Recovery =	59.20%			
66) % 2,4,6-Tribromophenol	6.092	62	51654	48.733	ng		0.00
Spiked Amount 75.000	Range 30 - 130		Recovery =	64.97%			
80) % Terphenyl-d14	8.074	244	980210	33.069	ng		0.00
Spiked Amount 50.000			Recovery =	66.14%			
Target Compounds							Qvalue
2) N-Nitrosodimethylamine	1.428	74	150259	24.524	ng		99
3) Pyridine	1.428	79	209080	18.301	ng		98
7) Phenol	2.710	94	355008	26.610	ng	#	63
8) Bis(2-chloroethyl)ether	2.747	93	214609	23.606	ng		99
9) Aniline	2.715	93	237428	17.961	ng	#	22
10) 2-Chlorophenol	2.790	128	312124	27.040	ng		100
11) 1,3-Dichlorobenzene	2.886	146	318329	22.877	ng		100
12) 1,4-Dichlorobenzene	2.924	146	300080	23.439	ng		98
14) 1,2-Dichlorobenzene	3.063	146	304700	23.784	ng		100
15) 2-Methylphenol (o-cresol)	3.143	107	242136	29.989	ng		95
16) Bis(2-chloroisopropyl)...	3.148	45	158115	21.946	ng		90
17) N-Nitrosodi-n-propylamine	3.255	70	144276	26.401	ng		97
18) 3&4-Methylphenol (m&p-...	3.249	107	335494	29.753	ng		95
19) Acetophenone	3.233	105	352418	26.145	ng		98
20) Hexachloroethane	3.292	117	91997	21.137	ng		98
22) Nitrobenzene	3.367	77	216589	24.895	ng		99
24) Isophorone	3.549	82	429084	26.663	ng		100
25) 2-Nitrophenol	3.623	81	37649	25.561	ng		99
26) 2,4-Dimethylphenol	3.666	107	280727	31.428	ng		100
27) Bis(2-chloroethoxy)met...	3.736	93	298607	30.834	ng		99
28) Benzoic Acid	3.778	105	9384	1.201	ng	#	11
29) 2,4-Dichlorophenol	3.816	162	306196	32.285	ng		99
30) 1,2,4-Trichlorobenzene	3.875	180	305970	28.859	ng		99
33) Naphthalene	3.923	128	767438	29.005	ng		100
34) 4-Chloroaniline	4.003	65	53486	23.009	ng		99
36) Hexachlorobutadiene	4.078	225	167668	26.665	ng		99
37) 4-Chloro-3-methylphenol	4.425	107	270288	31.530	ng		99
38) 2-Methylnaphthalene	4.500	142	626127	28.036	ng		99
39) Hexachlorocyclopentadiene	4.692	237	84552	10.787	ng		98
40) 1,2,4,5-Tetrachloroben...	4.676	216	375495	29.763	ng		100
42) 2,4,6-Trichlorophenol	4.772	196	239203	30.811	ng		99
43) 2,4,5-Trichlorophenol	4.809	196	249975	32.163	ng		97
45) 2-Chloronaphthalene	4.911	162	596790	31.040	ng		100
46) 4-Nitroaniline	5.044	65	123945	30.506	ng		99
48) Dimethylphthalate	5.226	163	800745	32.652	ng		100
49) 2,6-Dinitrotoluene	5.285	165	165300	29.852	ng		98
50) Acenaphthylene	5.269	152	988070	30.880	ng		100
51) 3-Nitroaniline	5.402	138	158165	25.798	ng		99
52) Acenaphthene	5.434	154	591674	33.067	ng		100
53) 2,4-Dinitrophenol	5.488	184	86670	25.748	ng		98

Quantitation Report (QT Reviewed)

Data Path : H:\SV2017\CHEM25\07JUL\12\
Data File : 0712_13.D
Acq On : 12 Jul 2017 10:11 pm
Operator :
Client ID : USB-2/S-3A MS
Lab ID : BY54998 MS
ALS Vial : 6 Sample Multiplier: 1

Quant Time: Jul 13 09:11:09 2017
Quant Method : H:\SV2017\CHEM25\METHODS\SV_0630.M
Quant Title : Semivolatiles by GC/MS - EPA Method 625/8270
QLast Update : Thu Jul 13 09:10:41 2017
Response via : Initial Calibration

Compound	R.T.	QIon	Response	Conc	Units	Dev(Min)
54) Dibenzofuran	5.568	168	903584	30.412	ng	98
55) 2,4-Dinitrotoluene	5.621	165	220566	29.708	ng	98
56) 4-Nitrophenol	5.579	65	96135	32.770	ng	84
58) Diethyl phthalate	5.835	149	687320	31.061	ng	100
59) Fluorene	5.862	166	734438	31.731	ng	100
60) 4-Chlorophenyl phenyl ...	5.873	204	360416	29.426	ng	100
61) 2-Nitroaniline	5.937	108	77592	27.833	ng	97
62) 4,6-Dinitro-2-methylph...	5.969	198	146179	31.874	ng	98
63) N-Nitrosodiphenylamine	5.985	169	559958	32.394	ng	99
64) Azobenzene	6.006	77	481878	29.014	ng	100
67) 4-Bromophenyl phenyl e...	6.289	248	290513	33.657	ng	99
68) Hexachlorobenzene	6.407	142	75458	33.472	ng	100
69) Pentachlorophenol	6.572	266	195285	45.972	ng	99
70) Pentachloronitrobenzene	6.642	214	63035	32.759	ng	98
72) Phenanthrene	6.690	178	1053874	33.845	ng	100
73) Anthracene	6.727	178	1103007	34.537	ng	99
74) Carbazole	6.882	167	1017012	31.871	ng	100
75) Di-n-butylphthalate	7.240	149	1183105	32.053	ng	100
77) Fluoranthene	7.737	202	1015967	25.139	ng	100
78) Benzidine	7.860	184	17888	1.855	ng	93
79) Pyrene	7.919	202	1343584	33.821	ng	100
82) Benzyl butyl phthalate	8.554	149	560815	33.047	ng	99
83) Bis(2-ethylhexyl)phtha...	9.238	149	733489	32.648	ng	100
84) Benz(a)anthracene	9.089	228	1455636	35.581	ng	99
85) Chrysene	9.142	228	1211235	34.901	ng	100
86) Di-n-octylphthalate	10.157	149	1418013	34.216	ng	99
87) 3,3'-dichlorobenzidine	9.110	252	439459	29.739	ng	100
89) Benzo(b)fluoranthene	10.697	252	1655894	32.855	ng	100
90) Benzo(k)fluoranthene	10.739	252	1462434	33.398	ng	100
91) Benzo(a)pyrene	11.290	252	1545245	32.560	ng	100
92) Indeno(1,2,3-cd)pyrene	13.838	276	1604383	34.587	ng	100
93) Dibenz(a,h)anthracene	13.934	278	1554616	33.906	ng	100
94) Benzo(ghi)perylene	14.484	276	1633607	34.910	ng	99

(#)out of range (m)manual integration reviewed by analyst (+)signals summed

Quantitation Report (QT Reviewed)

Data Path : H:\SV2017\CHEM25\07JUL\12\
Data File : 0712_13.D
Acq On : 12 Jul 2017 10:11 pm
Operator :
Client ID : USB-2/S-3A MS
Lab ID : BY54998 MS
ALS Vial : 6 Sample Multiplier: 1

Quant Time: Jul 13 09:11:09 2017
Quant Method : H:\SV2017\CHEM25\METHODS\SV_0630.M
Quant Title : Semivolatiles by GC/MS - EPA Method 625/8270
QLast Update : Thu Jul 13 09:10:41 2017
Response via : Initial Calibration

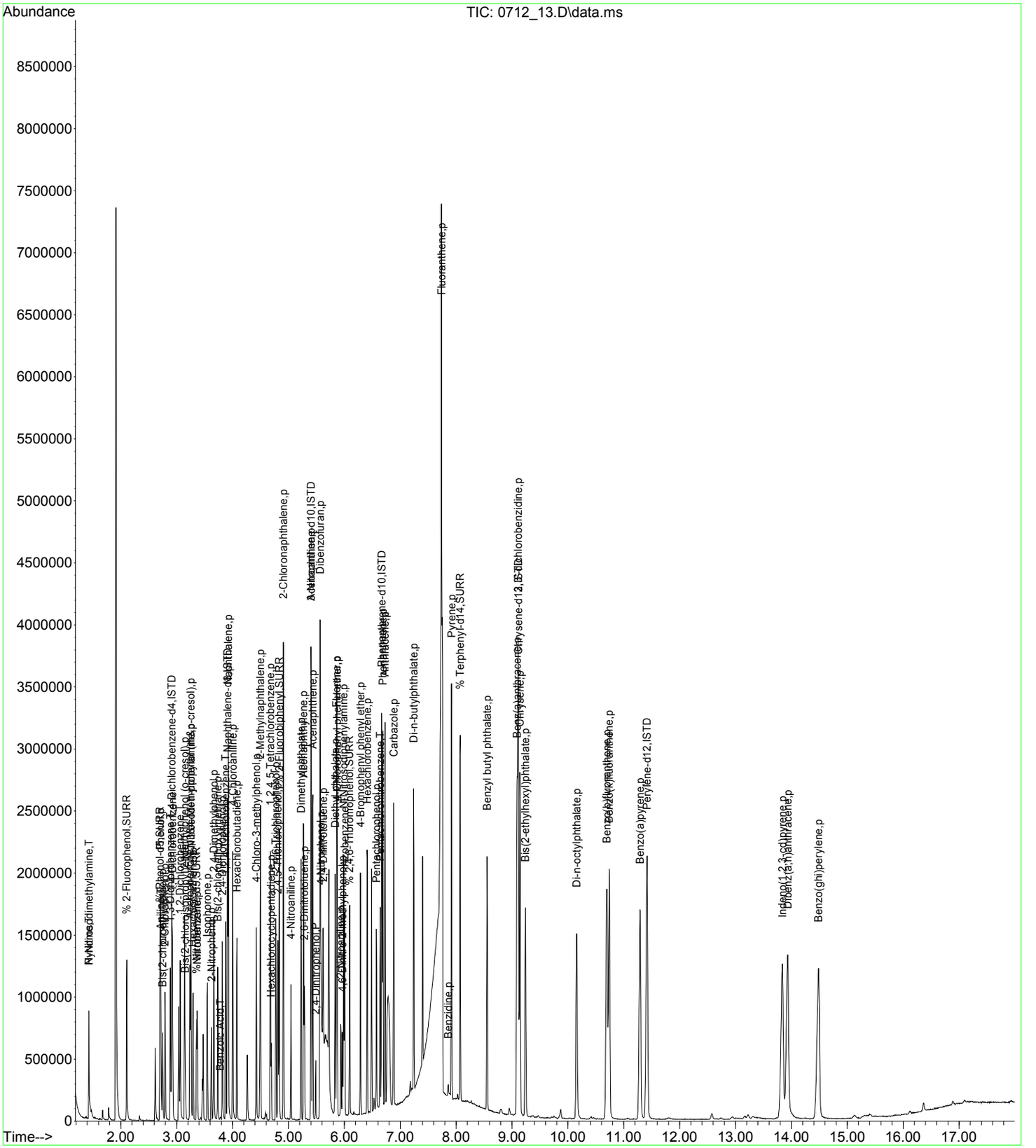

CLIENT ID

SEMIVOLATILE ORGANICS ANALYSIS DATA SHEET

USB-2/S-3A MSD

Client: NETC Lab: Phoenix Env. Labs

SDG No.: GBY54991 Lab Sample ID: BY54998 MSD

Sample wt/vol: 15.11 (g/mL) g Lab File ID: 0712_14.D

Concentrated Extract Volume: 1000 (uL) Date Received: 07/07/17

% Moisture: 18 Date Extracted: 07/12/17

Instrument: CHEM25 Inj. Vol. 1.0 (uL) Date Analyzed: 07/12/17

GPC Cleanup:(Y/N) N pH: Dilution Factor: 1

Matrix: (soil/water) Soil CONCENTRATION UNITS:(ug/L or ug/Kg) ug/Kg

CAS NO.	COMPOUND	CONC.	Q	MDL	PQL	R
62-75-9	N-Nitrosodimethylamine	1970		110	110	r
110-86-1	Pyridine	1390		99	99	r
108-95-2	Phenol	2226		130	130	r
111-44-4	Bis(2-chloroethyl)ether	1904		110	110	r
62-53-3	Aniline	1542		320	320	r
95-57-8	2-Chlorophenol	2204		110	110	r
541-73-1	1,3-Dichlorobenzene	1831		120	120	r
106-46-7	1,4-Dichlorobenzene	1847		120	120	r
95-50-1	1,2-Dichlorobenzene	1885		110	110	r
95-48-7	2-Methylphenol (o-cresol)	2435		190	190	r
39638-32-9	Bis(2-chloroisopropyl)ether	1770		110	110	r
621-64-7	N-Nitrosodi-n-propylamine	2153		130	130	r
HNX - M&P CRESOL	3&4-Methylphenol (m&p-cresol)	2421		160	160	r
98-86-2	Acetophenone	2110		130	130	r
67-72-1	Hexachloroethane	1649		120	120	r
98-95-3	Nitrobenzene	2037		140	140	r
78-59-1	Isophorone	2086		110	110	r
88-75-5	2-Nitrophenol	1907		260	260	r
105-67-9	2,4-Dimethylphenol	2494		100	100	r
111-91-1	Bis(2-chloroethoxy)methane	2431		110	110	r
65-85-0	Benzoic Acid	810	U	810	810	r
120-83-2	2,4-Dichlorophenol	2528		140	140	r
120-82-1	1,2,4-Trichlorobenzene	2200		120	120	r
91-20-3	Naphthalene	2258		120	120	r
106-47-8	4-Chloroaniline	1913		190	190	r
87-68-3	Hexachlorobutadiene	2050		150	150	r
59-50-7	4-Chloro-3-methylphenol	2526		140	140	r
91-57-6	2-Methylnaphthalene	2171		120	120	r
77-47-4	Hexachlorocyclopentadiene	567.6		120	120	r
95-94-3	1,2,4,5-Tetrachlorobenzene	2318		140	140	r
88-06-2	2,4,6-Trichlorophenol	2502		130	130	r
95-95-4	2,4,5-Trichlorophenol	2640		220	220	r
91-58-7	2-Chloronaphthalene	2438		110	110	r
100-01-6	4-Nitroaniline	2463		130	130	r
131-11-3	Dimethylphthalate	2592		130	130	r
606-20-2	2,6-Dinitrotoluene	2373		130	130	r

FORM I SV

r=Result Reported U=Not Detected D=Reported Dilution E/J=Estimated Value X=Not Used S=Lab Solvent

CLIENT ID

SEMIVOLATILE ORGANICS ANALYSIS DATA SHEET

USB-2/S-3A MSD

Client: NETC Lab: Phoenix Env. Labs

SDG No.: GBY54991 Lab Sample ID: BY54998 MSD

Sample wt/vol: 15.11 (g/mL) g Lab File ID: 0712_14.D

Concentrated Extract Volume: 1000 (uL) Date Received: 07/07/17

% Moisture: 18 Date Extracted: 07/12/17

Instrument: CHEM25 Inj. Vol. 1.0 (uL) Date Analyzed: 07/12/17

GPC Cleanup:(Y/N) N pH: Dilution Factor: 1

Matrix: (soil/water) Soil CONCENTRATION UNITS:(ug/L or ug/Kg) ug/Kg

CAS NO.	COMPOUND	CONC.	Q	MDL	PQL	R
208-96-8	Acenaphthylene	2449		110	110	r
99-09-2	3-Nitroaniline	2077		810	810	r
83-32-9	Acenaphthene	2590		120	120	r
51-28-5	2,4-Dinitrophenol	2139		280	280	r
132-64-9	Dibenzofuran	2416		120	120	r
121-14-2	2,4-Dinitrotoluene	2295		160	160	r
100-02-7	4-Nitrophenol	2546		180	180	r
84-66-2	Diethyl phthalate	2317		130	130	r
86-73-7	Fluorene	2461		130	130	r
7005-72-3	4-Chlorophenyl phenyl ether	2288		140	140	r
88-74-4	2-Nitroaniline	2253		280	280	r
534-52-1	4,6-Dinitro-2-methylphenol	2614		81	81	r
86-30-6	N-Nitrosodiphenylamine	2567		150	150	r
122-66-7	Azobenzene	2292		130	130	r
101-55-3	4-Bromophenyl phenyl ether	2641		120	120	r
118-74-1	Hexachlorobenzene	2748		120	120	r
87-86-5	Pentachlorophenol	3745		150	150	r
82-68-8	Pentachloronitrobenzene	2505		150	150	r
85-01-8	Phenanthrene	2706		120	120	r
120-12-7	Anthracene	2700		130	130	r
86-74-8	Carbazole	2549		160	160	r
84-74-2	Di-n-butylphthalate	2448		110	110	r
206-44-0	Fluoranthene	1934		130	130	r
92-87-5	Benzidine	240	U	240	240	r
129-00-0	Pyrene	2641		140	140	r
85-68-7	Benzyl butyl phthalate	2643		100	100	r
117-81-7	Bis(2-ethylhexyl)phthalate	2640		120	120	r
56-55-3	Benz(a)anthracene	2842		140	140	r
218-01-9	Chrysene	2819		140	140	r
117-84-0	Di-n-octylphthalate	2747		100	100	r
91-94-1	3,3'-dichlorobenzidine	2340		190	190	r
205-99-2	Benzo(b)fluoranthene	2592		140	140	r
207-08-9	Benzo(k)fluoranthene	2692		130	130	r
50-32-8	Benzo(a)pyrene	2598		130	130	r
193-39-5	Indeno(1,2,3-cd)pyrene	2747		130	130	r
53-70-3	Dibenz(a,h)anthracene	2700		130	130	r

FORM I SV

r=Result Reported U=Not Detected D=Reported Dilution E/J=Estimated Value X=Not Used S=Lab Solvent

CLIENT ID

SEMIVOLATILE ORGANICS ANALYSIS DATA SHEET

USB-2/S-3A MSD

Client: NETC Lab: Phoenix Env. Labs

SDG No.: GBY54991 Lab Sample ID: BY54998 MSD

Sample wt/vol: 15.11 (g/mL) g Lab File ID: 0712_14.D

Concentrated Extract Volume: 1000 (uL) Date Received: 07/07/17

% Moisture: 18 Date Extracted: 07/12/17

Instrument: CHEM25 Inj. Vol. 1.0 (uL) Date Analyzed: 07/12/17

GPC Cleanup:(Y/N) N pH: Dilution Factor: 1

Matrix: (soil/water) Soil CONCENTRATION UNITS:(ug/L or ug/Kg) ug/Kg

CAS NO.	COMPOUND	CONC.	Q	MDL	PQL	R
191-24-2	Benzo(ghi)perylene	2762		130	130	r

FORM I SV

r=Result Reported U=Not Detected D=Reported Dilution E/J=Estimated Value X=Not Used S=Lab Solvent

Quantitation Report (QT Reviewed)

Data Path : H:\SV2017\CHEM25\07JUL\12\
Data File : 0712_14.D
Acq On : 12 Jul 2017 10:34 pm
Operator :
Client ID : USB-2/S-3A MSD
Lab ID : BY54998 MSD
ALS Vial : 7 Sample Multiplier: 1

Quant Time: Jul 13 09:11:11 2017
Quant Method : H:\SV2017\CHEM25\METHODS\SV_0630.M
Quant Title : Semivolatiles by GC/MS - EPA Method 625/8270
QLast Update : Thu Jul 13 09:10:41 2017
Response via : Initial Calibration

Compound	R.T.	QIon	Response	Conc	Units		Dev(Min)
Internal Standards							
1) 1,4-Dichlorobenzene-d4	2.913	152	380055	40.000	ng		0.00
23) Naphthalene-d8	3.907	136	1383544	40.000	ng		0.00
41) Acenaphthene-d10	5.402	164	795023	40.000	ng		0.00
65) Phenanthrene-d10	6.668	188	1332362	40.000	ng		0.00
81) Chrysene-d12	9.115	240	1388023	40.000	ng		0.00
88) Perylene-d12	11.418	264	1857654	40.000	ng		0.00
System Monitoring Compounds							
5) % 2-Fluorophenol	2.101	112	438662	37.329	ng		0.00
Spiked Amount 75.000	Range 30 - 130		Recovery = 49.77%				
6) % Phenol-d5	2.699	99	570722	42.802	ng		0.00
Spiked Amount 75.000	Range 30 - 130		Recovery = 57.07%				
21) % Nitrobenzene-d5	3.356	82	228567	24.097	ng		0.00
Spiked Amount 50.000	Range 30 - 130		Recovery = 48.20%				
44) % 2-Fluorobiphenyl	4.836	172	744235	28.323	ng		0.00
Spiked Amount 50.000	Range 30 - 130		Recovery = 56.64%				
66) % 2,4,6-Tribromophenol	6.091	62	54137	46.679	ng		0.00
Spiked Amount 75.000	Range 30 - 130		Recovery = 62.24%				
80) % Terphenyl-d14	8.073	244	1024265	31.581	ng		0.00
Spiked Amount 50.000			Recovery = 63.16%				
Target Compounds							Qvalue
2) N-Nitrosodimethylamine	1.428	74	162631	24.409	ng		98
3) Pyridine	1.428	79	213979	17.224	ng		99
7) Phenol	2.710	94	400198	27.584	ng	#	62
8) Bis(2-chloroethyl)ether	2.747	93	233201	23.589	ng		99
9) Aniline	2.715	93	274671	19.108	ng	#	25
10) 2-Chlorophenol	2.790	128	342753	27.306	ng		99
11) 1,3-Dichlorobenzene	2.886	146	343284	22.687	ng		99
12) 1,4-Dichlorobenzene	2.924	146	318528	22.879	ng		100
14) 1,2-Dichlorobenzene	3.062	146	325311	23.351	ng		99
15) 2-Methylphenol (o-cresol)	3.143	107	264882	30.168	ng		96
16) Bis(2-chloroisopropyl)...	3.148	45	171794	21.927	ng		88
17) N-Nitrosodi-n-propylamine	3.255	70	158522	26.675	ng		97
18) 3&4-Methylphenol (m&p-...	3.249	107	367858	29.999	ng		94
19) Acetophenone	3.233	105	383246	26.145	ng		98
20) Hexachloroethane	3.292	117	96727	20.436	ng		100
22) Nitrobenzene	3.367	77	238733	25.233	ng		99
24) Isophorone	3.549	82	469040	25.846	ng		99
25) 2-Nitrophenol	3.623	81	39251	23.632	ng		96
26) 2,4-Dimethylphenol	3.666	107	311254	30.902	ng		98
27) Bis(2-chloroethoxy)met...	3.736	93	328887	30.116	ng		99
28) Benzoic Acid	3.784	105	11177	1.268	ng	#	41
29) 2,4-Dichlorophenol	3.816	162	335044	31.328	ng		99
30) 1,2,4-Trichlorobenzene	3.874	180	325948	27.264	ng		100
33) Naphthalene	3.923	128	834836	27.981	ng		100
34) 4-Chloroaniline	3.997	65	62134	23.704	ng		99
36) Hexachlorobutadiene	4.077	225	180089	25.399	ng		100
37) 4-Chloro-3-methylphenol	4.425	107	302517	31.295	ng		99
38) 2-Methylnaphthalene	4.500	142	677409	26.899	ng		99
39) Hexachlorocyclopentadiene	4.692	237	62159	7.033	ng		98
40) 1,2,4,5-Tetrachloroben...	4.676	216	408587	28.720	ng		100
42) 2,4,6-Trichlorophenol	4.772	196	269137	31.006	ng		99
43) 2,4,5-Trichlorophenol	4.809	196	284237	32.710	ng		99
45) 2-Chloronaphthalene	4.911	162	649268	30.204	ng		99
46) 4-Nitroaniline	5.044	65	138601	30.511	ng		99
48) Dimethylphthalate	5.226	163	880484	32.113	ng		100
49) 2,6-Dinitrotoluene	5.285	165	182065	29.408	ng		98
50) Acenaphthylene	5.269	152	1085573	30.345	ng		100
51) 3-Nitroaniline	5.402	138	176422	25.737	ng		99
52) Acenaphthene	5.434	154	641944	32.089	ng		100
53) 2,4-Dinitrophenol	5.488	184	99759	26.507	ng		99

Quantitation Report (QT Reviewed)

Data Path : H:\SV2017\CHEM25\07JUL\12\
Data File : 0712_14.D
Acq On : 12 Jul 2017 10:34 pm
Operator :
Client ID : USB-2/S-3A MSD
Lab ID : BY54998 MSD
ALS Vial : 7 Sample Multiplier: 1

Quant Time: Jul 13 09:11:11 2017
Quant Method : H:\SV2017\CHEM25\METHODS\SV_0630.M
Quant Title : Semivolatiles by GC/MS - EPA Method 625/8270
QLast Update : Thu Jul 13 09:10:41 2017
Response via : Initial Calibration

Compound	R.T.	QIon	Response	Conc	Units		Dev(Min)
54) Dibenzofuran	5.568	168	994379	29.934	ng		97
55) 2,4-Dinitrotoluene	5.621	165	236043	28.435	ng		98
56) 4-Nitrophenol	5.579	65	103479	31.549	ng		87
58) Diethyl phthalate	5.835	149	710373	28.713	ng		100
59) Fluorene	5.867	166	789113	30.494	ng		100
60) 4-Chlorophenyl phenyl ...	5.872	204	388140	28.344	ng		99
61) 2-Nitroaniline	5.942	108	87012	27.917	ng		100
62) 4,6-Dinitro-2-methylph...	5.969	198	166064	32.386	ng		97
63) N-Nitrosodiphenylamine	5.990	169	614577	31.800	ng		99
64) Azobenzene	6.006	77	527367	28.400	ng		99
67) 4-Bromophenyl phenyl e...	6.289	248	309058	32.724	ng		99
68) Hexachlorobenzene	6.407	142	83982	34.046	ng		95
69) Pentachlorophenol	6.572	266	215654	46.397	ng		99
70) Pentachloronitrobenzene	6.642	214	65340	31.034	ng		100
72) Phenanthrene	6.690	178	1142521	33.533	ng		100
73) Anthracene	6.727	178	1169005	33.453	ng		100
74) Carbazole	6.888	167	1102770	31.584	ng		99
75) Di-n-butylphthalate	7.240	149	1225107	30.334	ng		100
77) Fluoranthene	7.748	202	1059485	23.959	ng		99
78) Benzidine	7.865	184	16206	1.536	ng	#	92
79) Pyrene	7.919	202	1422601	32.728	ng		100
82) Benzyl butyl phthalate	8.554	149	595774	32.745	ng		100
83) Bis(2-ethylhexyl)phtha...	9.238	149	787941	32.712	ng		99
84) Benz(a)anthracene	9.088	228	1544643	35.216	ng		99
85) Chrysene	9.147	228	1299522	34.925	ng		99
86) Di-n-octylphthalate	10.157	149	1512331	34.037	ng		99
87) 3,3'-dichlorobenzidine	9.110	252	459273	28.989	ng		98
89) Benzo(b)fluoranthene	10.702	252	1752156	32.116	ng		100
90) Benzo(k)fluoranthene	10.745	252	1580947	33.353	ng		100
91) Benzo(a)pyrene	11.295	252	1653790	32.192	ng		100
92) Indeno(1,2,3-cd)pyrene	13.838	276	1709113	34.038	ng		100
93) Dibenz(a,h)anthracene	13.934	278	1660315	33.452	ng		99
94) Benzo(ghi)perylene	14.490	276	1733727	34.226	ng		100

(#)out of range (m)manual integration reviewed by analyst (+)signals summed

Quantitation Report (QT Reviewed)

Data Path : H:\SV2017\CHEM25\07JUL\12\
Data File : 0712_14.D
Acq On : 12 Jul 2017 10:34 pm
Operator :
Client ID : USB-2/S-3A MSD
Lab ID : BY54998 MSD
ALS Vial : 7 Sample Multiplier: 1

Quant Time: Jul 13 09:11:11 2017
Quant Method : H:\SV2017\CHEM25\METHODS\SV_0630.M
Quant Title : Semivolatiles by GC/MS - EPA Method 625/8270
QLast Update : Thu Jul 13 09:10:41 2017
Response via : Initial Calibration

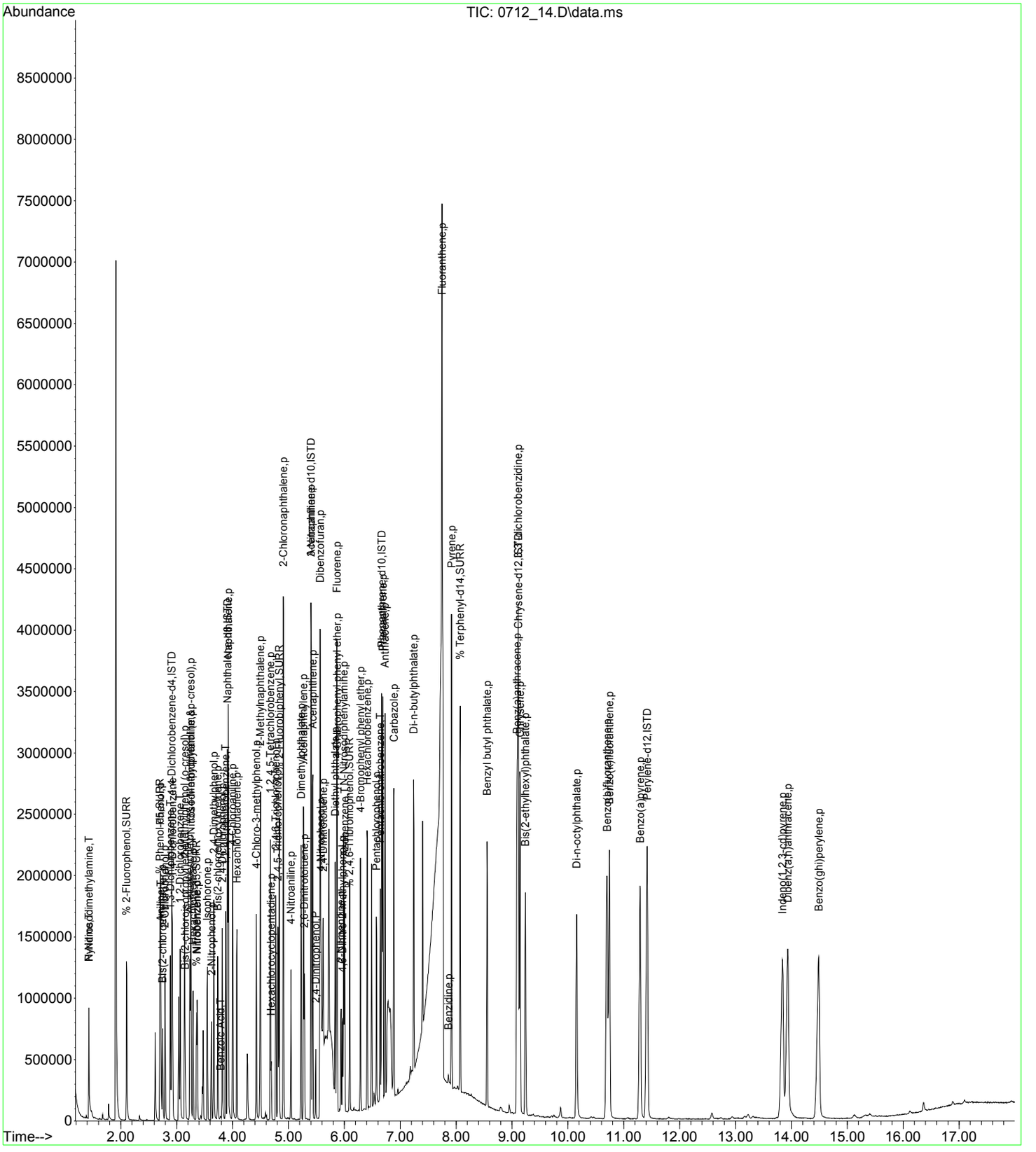

CLIENT ID

SEMIVOLATILE ORGANICS ANALYSIS DATA SHEET

BY54998 BLANK

Client: NETC Lab: Phoenix Env. Labs

SDG No.: GBY54991 Lab Sample ID: BY54998 BL

Sample wt/vol: 15.00 (g/mL) g Lab File ID: 0712_10.D

Concentrated Extract Volume: 1000 (uL) Date Received: 07/07/17

% Moisture: n.a. Date Extracted: 07/12/17

Instrument: CHEM25 Inj. Vol. 1.0 (uL) Date Analyzed: 07/12/17

GPC Cleanup:(Y/N) N pH: Dilution Factor: 1

Matrix: (soil/water) Soil CONCENTRATION UNITS:(ug/L or ug/Kg) ug/Kg

CAS NO.	COMPOUND	CONC.	Q	MDL	PQL	R
62-75-9	N-Nitrosodimethylamine	230	U	94	230	r
110-86-1	Pyridine	230	U	82	230	r
108-95-2	Phenol	230	U	110	230	r
111-44-4	Bis(2-chloroethyl)ether	130	U	90	130	r
62-53-3	Aniline	330	U	330	330	r
95-57-8	2-Chlorophenol	230	U	95	230	r
541-73-1	1,3-Dichlorobenzene	230	U	99	230	r
106-46-7	1,4-Dichlorobenzene	230	U	99	230	r
95-50-1	1,2-Dichlorobenzene	180	U	94	180	r
95-48-7	2-Methylphenol (o-cresol)	230	U	160	230	r
39638-32-9	Bis(2-chloroisopropyl)ether	230	U	93	230	r
621-64-7	N-Nitrosodi-n-propylamine	130	U	110	130	r
HNX - M&P CRESOI	3&4-Methylphenol (m&p-cresol)	230	U	130	230	r
98-86-2	Acetophenone	230	U	100	230	r
67-72-1	Hexachloroethane	130	U	100	130	r
98-95-3	Nitrobenzene	130	U	120	130	r
78-59-1	Isophorone	130	U	93	130	r
88-75-5	2-Nitrophenol	230	U	210	230	r
105-67-9	2,4-Dimethylphenol	230	U	83	230	r
111-91-1	Bis(2-chloroethoxy)methane	230	U	92	230	r
65-85-0	Benzoic Acid	330	U	670	330	r
120-83-2	2,4-Dichlorophenol	130	U	120	130	r
120-82-1	1,2,4-Trichlorobenzene	230	U	100	230	r
91-20-3	Naphthalene	230	U	96	230	r
106-47-8	4-Chloroaniline	230	U	160	230	r
87-68-3	Hexachlorobutadiene	230	U	120	230	r
59-50-7	4-Chloro-3-methylphenol	230	U	120	230	r
91-57-6	2-Methylnaphthalene	230	U	99	230	r
77-47-4	Hexachlorocyclopentadiene	230	U	100	230	r
95-94-3	1,2,4,5-Tetrachlorobenzene	230	U	120	230	r
88-06-2	2,4,6-Trichlorophenol	130	U	110	130	r
95-95-4	2,4,5-Trichlorophenol	230	U	180	230	r
91-58-7	2-Chloronaphthalene	230	U	95	230	r
100-01-6	4-Nitroaniline	230	U	110	230	r
131-11-3	Dimethylphthalate	230	U	100	230	r
606-20-2	2,6-Dinitrotoluene	130	U	110	130	r

FORM I SV

r=Result Reported U=Not Detected D=Reported Dilution E/J=Estimated Value X=Not Used S=Lab Solvent

CLIENT ID

SEMIVOLATILE ORGANICS ANALYSIS DATA SHEET

BY54998 BLANK

Client: NETC Lab: Phoenix Env. Labs

SDG No.: GBY54991 Lab Sample ID: BY54998 BL

Sample wt/vol: 15.00 (g/mL) g Lab File ID: 0712_10.D

Concentrated Extract Volume: 1000 (uL) Date Received: 07/07/17

% Moisture: n.a. Date Extracted: 07/12/17

Instrument: CHEM25 Inj. Vol. 1.0 (uL) Date Analyzed: 07/12/17

GPC Cleanup:(Y/N) N pH: Dilution Factor: 1

Matrix: (soil/water) Soil CONCENTRATION UNITS:(ug/L or ug/Kg) ug/Kg

CAS NO.	COMPOUND	CONC.	Q	MDL	PQL	R
208-96-8	Acenaphthylene	130	U	93	130	r
99-09-2	3-Nitroaniline	330	U	330	330	r
83-32-9	Acenaphthene	230	U	100	230	r
51-28-5	2,4-Dinitrophenol	230	U	230	230	r
132-64-9	Dibenzofuran	230	U	97	230	r
121-14-2	2,4-Dinitrotoluene	130	U	130	130	r
100-02-7	4-Nitrophenol	230	U	150	230	r
84-66-2	Diethyl phthalate	230	U	110	230	r
86-73-7	Fluorene	230	U	110	230	r
7005-72-3	4-Chlorophenyl phenyl ether	230	U	110	230	r
88-74-4	2-Nitroaniline	330	U	330	330	r
534-52-1	4,6-Dinitro-2-methylphenol	230	U	170	230	r
86-30-6	N-Nitrosodiphenylamine	130	U	130	130	r
122-66-7	Azobenzene	230	U	110	230	r
101-55-3	4-Bromophenyl phenyl ether	230	U	98	230	r
118-74-1	Hexachlorobenzene	130	U	97	130	r
87-86-5	Pentachlorophenol	230	U	130	230	r
82-68-8	Pentachloronitrobenzene	230	U	120	230	r
85-01-8	Phenanthrene	130	U	95	130	r
120-12-7	Anthracene	230	U	110	230	r
86-74-8	Carbazole	230	U	230	230	r
84-74-2	Di-n-butylphthalate	230	U	89	230	r
206-44-0	Fluoranthene	230	U	110	230	r
92-87-5	Benzidine	330	U	200	330	r
129-00-0	Pyrene	230	U	110	230	r
85-68-7	Benzyl butyl phthalate	230	U	86	230	r
117-81-7	Bis(2-ethylhexyl)phthalate	230	U	96	230	r
56-55-3	Benz(a)anthracene	230	U	110	230	r
218-01-9	Chrysene	230	U	110	230	r
117-84-0	Di-n-octylphthalate	230	U	86	230	r
91-94-1	3,3'-dichlorobenzidine	130	U	130	130	r
205-99-2	Benzo(b)fluoranthene	160	U	110	160	r
207-08-9	Benzo(k)fluoranthene	230	U	110	230	r
50-32-8	Benzo(a)pyrene	130	U	110	130	r
193-39-5	Indeno(1,2,3-cd)pyrene	230	U	110	230	r
53-70-3	Dibenz(a,h)anthracene	130	U	110	130	r

FORM I SV

r=Result Reported U=Not Detected D=Reported Dilution E/J=Estimated Value X=Not Used S=Lab Solvent

CLIENT ID

SEMIVOLATILE ORGANICS ANALYSIS DATA SHEET

BY54998 BLANK

Client: NETC Lab: Phoenix Env. Labs

SDG No.: GBY54991 Lab Sample ID: BY54998 BL

Sample wt/vol: 15.00 (g/mL) g Lab File ID: 0712_10.D

Concentrated Extract Volume: 1000 (uL) Date Received: 07/07/17

% Moisture: n.a. Date Extracted: 07/12/17

Instrument: CHEM25 Inj. Vol. 1.0 (uL) Date Analyzed: 07/12/17

GPC Cleanup:(Y/N) N pH: Dilution Factor: 1

Matrix: (soil/water) Soil CONCENTRATION UNITS:(ug/L or ug/Kg) ug/Kg

CAS NO.	COMPOUND	CONC.	Q	MDL	PQL	R
191-24-2	Benzo(ghi)perylene	230	U	110	230	r

FORM I SV

r=Result Reported U=Not Detected D=Reported Dilution E/J=Estimated Value X=Not Used S=Lab Solvent

Quantitation Report (QT Reviewed)

Data Path : H:\SV2017\CHEM25\07JUL\12\
Data File : 0712_10.D
Acq On : 12 Jul 2017 9:03 pm
Operator :
Client ID : BY54998 BLANK
Lab ID : BY54998 BLANK
ALS Vial : 3 Sample Multiplier: 1

Quant Time: Jul 13 09:12:44 2017
Quant Method : H:\SV2017\CHEM25\METHODS\SV_0630.M
Quant Title : Semivolatiles by GC/MS - EPA Method 625/8270
QLast Update : Thu Jul 13 09:10:39 2017
Response via : Initial Calibration

Compound	R.T.	QIon	Response	Conc	Units	Dev(Min)
Internal Standards						
1) 1,4-Dichlorobenzene-d4	2.913	152	594951	40.000	ng	0.00
23) Naphthalene-d8	3.907	136	2127485	40.000	ng	0.00
41) Acenaphthene-d10	5.402	164	1304659	40.000	ng	0.00
65) Phenanthrene-d10	6.668	188	2289066	40.000	ng	0.00
81) Chrysene-d12	9.110	240	2570544	40.000	ng	0.00
88) Perylene-d12	11.423	264	3011522	40.000	ng	0.00
System Monitoring Compounds						
5) % 2-Fluorophenol	2.106	112	718537	39.060	ng	0.01
Spiked Amount 75.000	Range 30 - 130		Recovery =	52.08%		
6) % Phenol-d5	2.699	99	959741	45.979	ng	0.00
Spiked Amount 75.000	Range 30 - 130		Recovery =	61.31%		
21) % Nitrobenzene-d5	3.356	82	439375	29.591	ng	0.00
Spiked Amount 50.000	Range 30 - 130		Recovery =	59.18%		
44) % 2-Fluorobiphenyl	4.836	172	1446231	33.539	ng	0.00
Spiked Amount 50.000	Range 30 - 130		Recovery =	67.08%		
66) % 2,4,6-Tribromophenol	6.092	62	96714	48.538	ng	0.00
Spiked Amount 75.000	Range 30 - 130		Recovery =	64.72%		
80) % Terphenyl-d14	8.073	244	1932633	34.684	ng	0.00
Spiked Amount 50.000			Recovery =	69.36%		
Target Compounds						Qvalue
64) Azobenzene	6.027	77	71268	2.339	ng	# 1

(#)out of range (m)manual integration reviewed by analyst (+)signals summed

Quantitation Report (QT Reviewed)

Data Path : H:\SV2017\CHEM25\07JUL\12\
Data File : 0712_10.D
Acq On : 12 Jul 2017 9:03 pm
Operator :
Client ID : BY54998 BLANK
Lab ID : BY54998 BLANK
ALS Vial : 3 Sample Multiplier: 1

Quant Time: Jul 13 09:12:44 2017
Quant Method : H:\SV2017\CHEM25\METHODS\SV_0630.M
Quant Title : Semivolatiles by GC/MS - EPA Method 625/8270
QLast Update : Thu Jul 13 09:10:39 2017
Response via : Initial Calibration



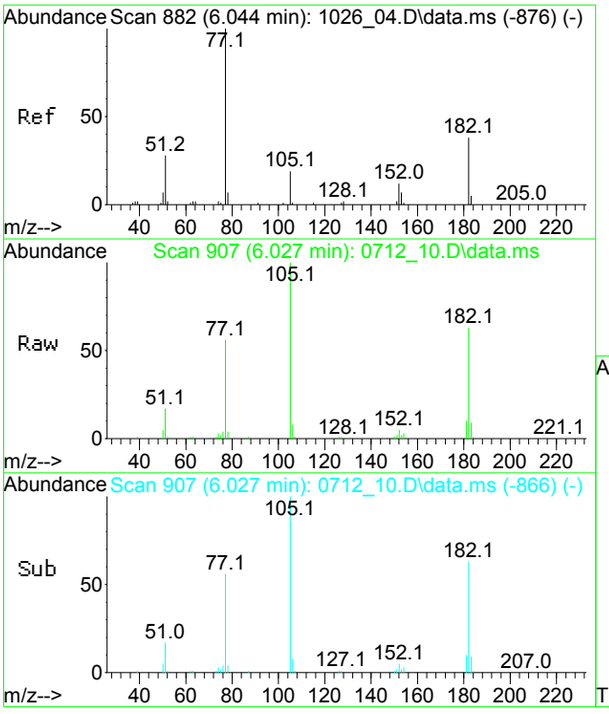

#64
Azobenzene
Concen: 2.34 ng
RT: 6.027 min Scan# 907
Delta R.T. 0.022 min
Lab File: 0712_10.D
Acq: 12 Jul 2017 9:03 pm

Tgt Ion: 77 Resp: 71268

Ion	Ratio	Lower	Upper
77	100		
105	185.3	13.8	25.6#
182	130.7	29.3	54.5#

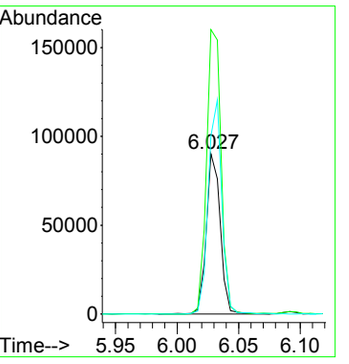

Injection Log

Data Directory: H:\SV2017\CHEM25\06JUN\30\

Line	Vl	FileName	SampleName	MiscInfo	Injection Time
1)	0	0630_26.D	*** No MS or GC data present ***		N/A
2)	1	0630_01.D	DFTPP TUNE	50PPM DFTPP;16B	06/30/17 8:21
3)	2	0630_02.D	30PPM 8270;16D		06/30/17 8:44
4)	2	0630_02A.D	ICAL 30	30PPM 8270;16D	06/30/17 9:07
5)	3	0630_03.D	ICAL 100	100PPM 8270;15G	06/30/17 9:49
6)	4	0630_04.D	ICAL 70	70PPM 8270;15H	06/30/17 10:11
7)	5	0630_05.D	ICAL 50	50PPM 8270;15I	06/30/17 10:34
8)	6	0630_06.D	ICAL 20	20PPM 8270;15J	06/30/17 10:56
9)	7	0630_07.D	ICAL 10	10PPM 8270;15K	06/30/17 11:19
10)	8	0630_08.D	ICAL 3.5	3.5PPM 8270;15L	06/30/17 11:42
11)	9	0630_09.D	ICAL 1	1.0PPM 8270;15M	06/30/17 12:04
12)	10	0630_10.D	50PPM CVS;14I		06/30/17 12:27
13)	11	0630_11.D	50PPM CVS;16G		06/30/17 13:09
14)	12	0630_12.D	BLK 49884 W SIM 6/28 SCAN		06/30/17 13:32
15)	1	0630_13.D	50PPM DFTPP;16B		06/30/17 18:12
16)	2	0630_14.D	30PPM 8270;16F		06/30/17 18:35
17)	3	0630_15.D	BLK 50612 A SVPAH 6/30 DP		06/30/17 18:57
18)	4	0630_16.D	LCS 50612 A SVPAH 6/30 DP		06/30/17 19:20
19)	5	0630_17.D	LCSD 50612 A SVPAH 6/30 D		06/30/17 19:43
20)	6	0630_18.D	MS 50612 A SVPAH 6/30 DP		06/30/17 20:05
21)	7	0630_19.D	MSD 50612 A SVPAH 6/30 DP		06/30/17 20:28
22)	8	0630_20.D	50612 A SVPAH 6/30 DP		06/30/17 20:51
23)	9	0630_21.D	50613 A SVPAH 6/30 DP		06/30/17 21:13
24)	10	0630_22.D	50614 A SVPAH 6/30 DP		06/30/17 21:36
25)	11	0630_23.D	50615 A SVPAH 6/30 DP		06/30/17 21:59
26)	12	0630_24.D	50618 A SVPAH 6/30 DP		06/30/17 22:21
27)	13	0630_25.D	50619 A SVPAH 6/30 DP		06/30/17 22:44
28)	14	0630_26A.D	51320 A SVPAH 6/30 DP		06/30/17 23:11
29)	15	0630_27.D	51321 A SVPAH 6/30 DP		06/30/17 23:33
30)	16	0630_28.D	51322 A SVPAH 6/30 DP		06/30/17 23:56
31)	17	0630_29.D	51323 A SVPAH 6/30 DP		07/01/17 0:19
32)	18	0630_30.D	30PPM 8270;16F		07/01/17 0:41
33)	19	0630_31.D	50718 A SVPAH 6/30		07/01/17 1:04
34)	20	0630_32.D	50832 A SVPAH 6/30		07/01/17 1:27
35)	21	0630_33.D	50833 A SVPAH 6/30		07/01/17 1:49
36)	22	0630_34.D	50834 A SVPAH 6/30		07/01/17 2:12
37)	23	0630_35.D	50835 A SVPAH 6/30		07/01/17 2:35
38)	24	0630_36.D	50836 A SVPAH 6/30		07/01/17 2:57
39)	25	0630_37.D	50837 A SVPAH 6/30		07/01/17 3:20
40)	26	0630_38.D	50929 A SVPAH 6/30		07/01/17 3:43
41)	27	0630_39.D	51165 A SVPAH 6/30		07/01/17 4:05
42)	28	0630_40.D	51166 A SVPAH 6/30		07/01/17 4:28
43)	29	0630_41.D	30PPM 8270;16F		07/01/17 4:51

Injection Log

Data Directory: H:\SV2017\CHEM25\07JUL\12\

Line	Vl	FileName	SampleName	MiscInfo	Injection Time
1)	0	0712_06.D	*** No MS or GC data present ***		N/A
2)	1	0712_01.D	50PPM DFTPP;16B		07/12/17 10:37
3)	2	0712_02.D	30PPM 8270: 7/10 KA		07/12/17 11:00
4)	3	0712_03.D	30PPM 8270: 7/12 KA		07/12/17 11:34
5)	1	0712_04.D	50PPM DFTPP;16B		07/12/17 18:30
6)	2	0712_05.D	30PPM 8270:16T		07/12/17 18:52
7)	3	0712_05A.D	30PPM 8270;16T		07/12/17 19:20
8)	2	0712_07.D	30PPM 8270;16V		07/12/17 19:53
9)	1	0712_08.D	DFTPP TUNE	50PPM DFTPP;16B	07/12/17 20:18
10)	2	0712_09.D	CCAL 30	30PPM 8270:16V	07/12/17 20:40
11)	3	0712_10.D	BY54998 BLANK	BY54998 BLANK	07/12/17 21:03
12)	4	0712_11.D	BY54998 LCS	BY54998 LCS	07/12/17 21:26
13)	5	0712_12.D	BY54998 LCSD	BY54998 LCSD	07/12/17 21:49
14)	6	0712_13.D	USB-2/S-3A MS	BY54998 MS	07/12/17 22:11
15)	7	0712_14.D	USB-2/S-3A MSD	BY54998 MSD	07/12/17 22:34
16)	8	0712_15.D	USB-2/S-3A	BY54998	07/12/17 22:57
17)	9	0712_16.D	BB-2/S-1	BY54991	07/12/17 23:20
18)	10	0712_17.D	BB-3/S-1	BY54992	07/12/17 23:42
19)	11	0712_18.D	DB-2/S-1	BY54993	07/13/17 0:05
20)	12	0712_19.D	DB-1/S-2	BY54994	07/13/17 0:28
21)	13	0712_20.D	USB-1/S-1	BY54995	07/13/17 0:50
22)	14	0712_21.D	USB-1/S-3	BY54996	07/13/17 1:13
23)	15	0712_22.D	USB-2/S-2	BY54997	07/13/17 1:36
24)	16	0712_23.D	57286 A SV 7/12 DP		07/13/17 1:59
25)	17	0712_24.D	57396 A SV 7/12 DP		07/13/17 2:21
26)	18	0712_25.D	57397 A SV 7/12 DP		07/13/17 2:44
27)	19	0712_26.D	57398 200X A SV 7/12 DP 1		07/13/17 3:07
28)	20	0712_27.D	57399 A SV 7/12 DP		07/13/17 3:29
29)	21	0712_28.D	57400 A SV 7/12 DP		07/13/17 3:52
30)	22	0712_29.D	CCAL 30	30PPM 8270;16V	07/13/17 4:15
31)	23	0712_30.D	57368 A SV 7/12		07/13/17 4:37
32)	24	0712_31.D	57970 A SV 7/12		07/13/17 5:00
33)	25	0712_32.D	57281 A SV 7/12		07/13/17 5:23
34)	26	0712_33.D	57282 A SV 7/12		07/13/17 5:45
35)	22	0712_34.D	30PPM 8270;165V		07/13/17 6:08

ASE **Soil Ext. for Semi- Vol**

ASESV-393366 **QAQC Code** #Q$8270S **QAQC Sample #** BY54998 07/12/17 10:03 AM

Sample / C#	Acode	Analysis/ ASE Id	Initial Vol(mL)	Surrogate Vol (ml)	Final Vol (ml)	Cell #	Comments	Start Date	Finish Date	Initials
BY54998 **	BLK	ASE #7	15	0.5	1	P225		07/12	07/12	Q/CKV
BY54998 **	LCS	ASE #7	15	0.5	1	P2334	1.0mL SP	07/12	07/12	Q/CKV
BY54998 **	LCSD	ASE #7	15	0.5	1	P274	1.0mL SP	07/12	07/12	Q/CKV
BY54998 **	MS	ASE #7	15.30	0.5	1	P285	1.0mL SP	07/12	07/12	Q/CKV
BY54998 **	MSD	ASE #7	15.11	0.5	1	P227	1.0mL SP	07/12	07/12	Q/CKV
BY54991 ** - 1	ASESV	ASE #7 VOA	15.02	0.5	1	P213		07/12	07/12	Q/CKV
BY54992 ** - 1	ASESV	ASE #7 VOA	15.31	0.5	1	P237		07/12	07/12	Q/CKV
BY54993 ** - 1	ASESV	ASE #7 VOA	15.11	0.5	1	P223		07/12	07/12	Q/CKV
BY54994 ** - 1	ASESV	ASE #7 VOA	15.03	0.5	1	P281		07/12	07/12	Q/CKV
BY54995 ** - 1	ASESV	ASE #7 VOA	15.22	0.5	1	P257		07/12	07/12	Q/CKV
BY54996 ** - 3	ASESV	ASE #7 VOA	15.00	0.5	1	P240		07/12	07/12	Q/CKV
BY54997 ** - 1	ASESV	ASE #7 VOA	15.07	0.5	1	P262		07/12	07/12	Q/CKV
BY54998 ** - 1	ASESV	ASE #7 VOA	15.32	0.5	1	P268		07/12	07/12	Q/CKV
BY57286 - 1	ASESV	ASE #7 VOA	15.36	0.5	1	E206		07/12	07/12	JJ/CKV
BY57396 ** - 3	ASESV	ASE #7 VOA	15.28	0.5	1	E66		07/12	07/12	JJ/CKV
BY57397 ** - 2	ASESV	ASE #7 VOA	15.33	0.5	1	E126		07/12	07/12	JJ/CKV
BY57398 ** - 1	ASESV	ASE #7 VOA	15.43	0.5	1	E79		07/12	07/12	JJ/CKV
BY57399 ** - 4	ASESV	ASE #7 VOA	15.50	0.5	1	E106		07/12	07/12	JJ/CKV
BY57400 ** - 3	ASESV	ASE #7 VOA	15.32	0.5	1	E59		07/12	07/12	JJ/CKV
BY57368 ** - 3	ASESV	ASE #7 VOA	15.39	0.5	1	T10		07/12	07/12	JJ/CKV
BY57611 ** - 8	ASESV	ASE #7 VOA	15.06	0.5	1	R775		07/12	07/12	JJ/CKV
BY57970 * - 3	ASESV	ASE #7	15.27	0.5	1	T98		07/12	07/12	JJ/CKV

QC Rpt Cmnt

Prep Comment

Post Comment

Surrogate Id # ultra (CUS-8804) **Tracking #** **Time In**

Spike # **Tracking #** **Time Out**

LCSID # **Tracking #** **Temp**

Standards **Time Basic**

Vendor Id	Item ID	Phoenix Lot Number	Vendor Lot Number	Expiration Date
Brand-Nu	Acetone	S#7PB	166054	01/01/18
Brand-Nu	Dcm	S#7PX	DS110	01/05/18
Phoenix	SVOA - SV Spike	SVOA16U	----------	05/22/18
Ultra	Semi-volatile Sm Surrogate W/o Color Ind. Cus-8804	S#7C6	CR-2570	01/07/18

PHOENIX
Environmental Laboratories, Inc.

587 East Middle Turnpike, P.O. Box 370, Manchester, CT 06040
Telephone: 860.645.1102 • Fax: 860.645.0823

NY ANALYTICAL SERVICES PROTOCOL
DATA PACKAGE

Client: NETC

125 BATH ST

Laboratory Project: GBY54991

Volatiles (Soil)
Ver 1

Organic Data Flags

LOD(MDL): Limit of Detection or Method Detection Limit
The minimum reportable concentration that can be measured with confidence.

PQL(RL): Practical Quantitation Level or Reporting Level
This value is at or above the MDL and is supported by the lowest calibration standard.

· Q Qualifiers:

U - The compound was analyzed for but not detected at or above the MDL. The number immediately preceding the “U” represents the PQL reporting level corrected for percent solids, weight and/or volume calculations, and dilution factors.

J - Indicates an estimated value, may indicate one of the following, depending on the situation:
a) The reported value is estimated and below the MDL
b) Used when estimating a concentration for TIC where a 1:1 response is assumed or when the result indicates the presence of a compound that meets the indentification criteria, but the results is less than the quantitation limit, but greater than zero.
c) QC associated with this analyte is within warning limits.

X - The concentration is not reported. This quantitation file was not evaluated for this compound at this dilution; a volatile purging or related issue may be the cause.

L - Biased Low

N - The concentration is based on the response of the nearest internal. This flag is used on the TIC form for all compounds identified.

S - This compound is a solvent that is used in the laboratory. Laboratory contamination is suspected if concentration is less than five times the reporting level.

B - This compound was also present in the method blank

D - The reported concentration is the result of a diluted analysis.

E - The reported value is estimated because the concentration exceeded the calibration range.

A - Indicates that the tentatively identified compound is a suspected aldol condensation product. Aldol condensation products are produced during the extraction process.

Q - For TICS, this compound was quantitated using a calibration curve. This compound is part of the instrument method, but not part of the client target list.

P- Percent difference is greater than 25% between the two GC columns and the lower result is reported.

PHOENIX
Environmental Laboratories, Inc.
587 East Middle Turnpike, P.O.Box 370, Manchester, CT 06040
Tel. (860) 645-1102 Fax (860) 645-0823

ACCREDITED IN ACCORDANCE WITH nelac NY # 11301

SDG: GBY54991

Volatile Soil Conformance / Non-Conformance Summary

Project ID / Client ID: 125 BATH ST, NETC

Form 1 (Analysis):

No observations noted.

Form 2 (Surrogates):

All surrogates met criteria with the following exceptions: None.

Form 3 (Laboratory Control/Matrix Spike):

Sample: BY54998 LCS
All LCS recoveries met criteria with the following exceptions: None.
All LCSD recoveries met criteria with the following exceptions: None.
All LCS/LCSD RPDs met criteria with the following exceptions: None.

Sample: BY54998 MS
All MS recoveries met criteria with the following exceptions: Chloroethane 41%, Trichlorofluoromethane 43%
All MSD recoveries met criteria with the following exceptions: Dichlorodifluoromethane 131%, Chloroethane 42%, Trichlorofluoromethane 33%
All MS/MSD RPDs met criteria with the following exceptions: None.

Form 4 (Method Blank):

File: CHEM14 0711_39.D
All compounds were non-detect with the following exceptions: None.

Form 5 (Tune):

File: CHEM14 0710_26.D
All Tune criteria was met with the following exceptions: None.

File: CHEM14 0711_31.D
All Tune criteria was met with the following exceptions: None.

Form 6 (Initial Calibration):

Calibration: CHEM14 07/10/17 - 07/10/17
100% of method compounds met criteria.
The following compounds did not meet % deviation criteria: None.
The following compounds did not meet maximum % deviations: None.
The following compounds did not meet recommended response factors: None.
The following compounds did not meet minimum response factors: None.

Form 7 (Continuing Calibration):

File: CHEM14 0711_31.D (Opening)
100% of method compounds met criteria.
Internal standard areas were within 50 to 200% of the initial calibration with the following exceptions: None.
The following compounds did not meet % deviation criteria: None.
The following compounds did not meet maximum % deviations: None.
The following compounds did not meet recommended response factors: None.
The following compounds did not meet minimum response factors: None.

PHOENIX
Environmental Laboratories, Inc.
587 East Middle Turnpike, P.O.Box 370, Manchester, CT 06040
Tel. (860) 645-1102 Fax (860) 645-0823

ACCREDITED IN ACCORDANCE WITH nelac NY # 11301

SDG: GBY54991

Volatile Soil Conformance / Non-Conformance Summary

Project ID / Client ID: 125 BATH ST, NETC

File: CHEM14 0711_56.D (Closing)
The following compounds did not meet maximum % deviations: None.
The following compounds did not meet minimum response factors: None.

Form 8 (Internal Standard and Retention Time):

File: CHEM14 - 0710_30.D
All samples met internal standard area and retention time critieria with the following exceptions: None.

File: CHEM14 - 0711_31.D
All samples met internal standard area and retention time critieria with the following exceptions: None.

Observations: The client requested the 8260 compound list for this delivery group.

07/24/17

Jon Carlson
Project Manager

2C
Soil VOLATILE SYSTEM MONITORING COMPOUND RECOVERY

Lab Name: Phoenix Environmental Labs Client: NETC

Lab Code: Phoenix Case No.: SDG: GBY54991

QC Batch Id: 393430 QC Sample Id: BY54998

	CLIENT ID	LAB ID	SMC1 DBFM #	SMC2 TOL #	SMC3 BFB #	SMC4 DCB #	TOT OUT
01	BY54998 LCS	BY54998 LCS	95	105	104	101	0
02	BY54998 LCSD	BY54998 LCSD	104	105	106	102	0
03	BY54998 BLANK	BY54998 BLANK	100	97	98	97	0
04	BB-2/S-1	BY54991	101	97	100	97	0
05	BB-3/S-1	BY54992	101	97	99	96	0
06	DB-2/S-1	BY54993	93	97	102	98	0
07	DB-1/S-2	BY54994	102	94	91	98	0
08	USB-1/S-1	BY54995	97	96	89	109	0
09	USB-1/S-3	BY54996	96	96	98	97	0
10	USB-2/S-2	BY54997	107	96	89	106	0
11	USB-2/S-3A QC	BY54998 50X	94	95	100	97	0
12	USB-2/S-3A	BY54998	99	95	97	101	0
13	USB-2/S-3A MS	BY54998 MS 50X	95	104	105	101	0
14	USB-2/S-3A MSD	BY54998 MSD 50X	97	103	103	100	0
15							
16							
17							
18							
19							
20							
21							
22							
23							
24							
25							
26							
27							
28							
29							
30							

			QC LIMITS
SMC1	DBFM	Dibromofluoromethane	(70-130)
SMC2	TOL	Toluene-d8	(70-130)
SMC3	BFB	Bromofluorobenzene	(70-130)
SMC4	DCB	1,2-dichlorobenzene-d4	(70-130)

Column to be used to flag recovery values
* Values outside of contract required QC limits
D Surrogate diluted out

FORM II VOA

3D

Soil VOLATILE LCS SPIKE / LCS SPIKE DUPLICATE RECOVERY

Lab Name: Phoenix Environmental Labs Client: NETC

Lab Code: Phoenix Case No: SAS No: SDG No GBY54991

LCS Spike - Client Id: BY54998 LCS Level:(low/med) Low

COMPOUND	SPIKE ADDED (ug/Kg)	SAMPLE CONCENTRATION (ug/Kg)	LCS CONCENTRATION (ug/Kg)	LCS % REC #	QC. LIMITS REC.	
Dichlorodifluoromethane	50	0.0	49.52	99	70	130
Chloromethane	50	0.0	45.88	92	70	130
Vinyl Chloride	50	0.0	46.45	93	70	130
Bromomethane	50	0.0	47.26	95	70	130
Chloroethane	50	0.0	47.35	95	70	130
Trichlorofluoromethane	50	0.0	50.38	101	70	130
1,1-Dichloroethene	50	0.0	53.10	106	70	130
Trichlorotrifluoroethane	50	0.0	50.73	101	70	130
Carbon Disulfide	50	0.0	51.87	104	70	130
Methylene Chloride	50	0.0	48.74	97	70	130
Acetone	50	0.0	40.26	81	70	130
Trans-1,2-Dichloroethene	50	0.0	52.66	105	70	130
Methyl t-Butyl Ether (MTBE)	50	0.0	48.65	97	70	130
1,1-Dichloroethane	50	0.0	55.57	111	70	130
Acrylonitrile	50	0.0	49.91	100	70	130
Cis-1,2-Dichloroethene	50	0.0	52.77	106	70	130
2,2-Dichloropropane	50	0.0	57.21	114	70	130
Bromochloromethane	50	0.0	54.68	109	70	130
Chloroform	50	0.0	52.49	105	70	130

COMPOUND	SPIKE ADDED (ug/Kg)	LCSD CONCENTRATION (ug/Kg)	LCSD % REC #	% RPD #	QC LIMITS RPD	QC LIMITS REC.	
Dichlorodifluoromethane	50	51.42	103	4.0	30	70	130
Chloromethane	50	47.03	94	2.2	30	70	130
Vinyl Chloride	50	47.99	96	3.2	30	70	130
Bromomethane	50	49.07	98	3.1	30	70	130
Chloroethane	50	49.06	98	3.1	30	70	130
Trichlorofluoromethane	50	51.94	104	2.9	30	70	130
1,1-Dichloroethene	50	53.36	107	0.9	30	70	130
Trichlorotrifluoroethane	50	50.95	102	1.0	30	70	130
Carbon Disulfide	50	54.12	108	3.8	30	70	130
Methylene Chloride	50	51.11	102	5.0	30	70	130
Acetone	50	42.06	84	3.6	30	70	130
Trans-1,2-Dichloroethene	50	55.95	112	6.5	30	70	130
Methyl t-Butyl Ether (MTBE)	50	50.56	101	4.0	30	70	130
1,1-Dichloroethane	50	58.50	117	5.3	30	70	130
Acrylonitrile	50	53.33	107	6.8	30	70	130
Cis-1,2-Dichloroethene	50	57.25	115	8.1	30	70	130
2,2-Dichloropropane	50	59.92	120	5.1	30	70	130
Bromochloromethane	50	57.64	115	5.4	30	70	130
Chloroform	50	54.53	109	3.7	30	70	130

FORM III VOA

3D

Soil VOLATILE LCS SPIKE / LCS SPIKE DUPLICATE RECOVERY

Lab Name: Phoenix Environmental Labs Client: NETC

Lab Code: Phoenix Case No: SAS No: SDG No GBY54991

LCS Spike - Client Id: BY54998 LCS Level:(low/med) Low

COMPOUND	SPIKE ADDED (ug/Kg)	SAMPLE CONCENTRATION (ug/Kg)	LCS CONCENTRATION (ug/Kg)	LCS % REC #	QC. LIMITS REC.	
Carbon Tetrachloride	50	0.0	59.20	118	70	130
Tetrahydrofuran (THF)	125	0.0	116.3	93	70	130
1,1,1-Trichloroethane	50	0.0	57.49	115	70	130
Methyl Ethyl Ketone	50	0.0	47.39	95	70	130
1,1-Dichloropropene	50	0.0	57.74	115	70	130
Benzene	50	0.0	55.15	110	70	130
1,2-Dichloroethane	50	0.0	60.27	121	70	130
Trichloroethene	50	0.0	56.17	112	70	130
Dibromomethane	50	0.0	55.88	112	70	130
1,2-dichloropropane	50	0.0	55.93	112	70	130
Bromodichloromethane	50	0.0	57.96	116	70	130
cis-1,3-Dichloropropene	50	0.0	57.44	115	70	130
Toluene	50	0.0	56.15	112	70	130
4-Methyl-2-Pentanone	50	0.0	48.92	98	70	130
Tetrachloroethene	50	0.0	56.61	113	70	130
trans-1,3-Dichloropropene	50	0.0	56.56	113	70	130
1,1,2-Trichloroethane	50	0.0	55.83	112	70	130
Dibromochloromethane	50	0.0	59.36	119	70	130
1,3-Dichloropropane	50	0.0	54.56	109	70	130

COMPOUND	SPIKE ADDED (ug/Kg)	LCSD CONCENTRATION (ug/Kg)	LCSD % REC #	% RPD #	QC LIMITS RPD	QC LIMITS REC.	
Carbon Tetrachloride	50	62.90	126	6.6	30	70	130
Tetrahydrofuran (THF)	125	121.3	97	4.2	30	70	130
1,1,1-Trichloroethane	50	60.42	121	5.1	30	70	130
Methyl Ethyl Ketone	50	47.81	96	1.0	30	70	130
1,1-Dichloropropene	50	58.64	117	1.7	30	70	130
Benzene	50	57.46	115	4.4	30	70	130
1,2-Dichloroethane	50	62.16	124	2.4	30	70	130
Trichloroethene	50	58.27	117	4.4	30	70	130
Dibromomethane	50	56.66	113	0.9	30	70	130
1,2-dichloropropane	50	57.51	115	2.6	30	70	130
Bromodichloromethane	50	59.81	120	3.4	30	70	130
cis-1,3-Dichloropropene	50	59.58	119	3.4	30	70	130
Toluene	50	57.13	114	1.8	30	70	130
4-Methyl-2-Pentanone	50	49.85	100	2.0	30	70	130
Tetrachloroethene	50	58.18	116	2.6	30	70	130
trans-1,3-Dichloropropene	50	58.17	116	2.6	30	70	130
1,1,2-Trichloroethane	50	58.61	117	4.4	30	70	130
Dibromochloromethane	50	61.53	123	3.3	30	70	130
1,3-Dichloropropane	50	56.69	113	3.6	30	70	130

FORM III VOA

3D

Soil VOLATILE LCS SPIKE / LCS SPIKE DUPLICATE RECOVERY

Lab Name: Phoenix Environmental Labs Client: NETC

Lab Code: Phoenix Case No: SAS No: SDG No GBY54991

LCS Spike - Client Id: BY54998 LCS Level:(low/med) Low

COMPOUND	SPIKE ADDED (ug/Kg)	SAMPLE CONCENTRATION (ug/Kg)	LCS CONCENTRATION (ug/Kg)	LCS % REC #	QC. LIMITS REC.	
1,2-Dibromoethane	50	0.0	56.26	113	70	130
2-Hexanone	50	0.0	46.47	93	70	130
Chlorobenzene	50	0.0	53.02	106	70	130
Ethylbenzene	50	0.0	53.11	106	70	130
1,1,1,2-Tetrachloroethane	50	0.0	56.45	113	70	130
m&p-Xylene	100	0.0	104.8	105	70	130
o-Xylene	50	0.0	56.37	113	70	130
Styrene	50	0.0	53.52	107	70	130
Bromoform	50	0.0	54.09	108	70	130
Isopropylbenzene	50	0.0	53.20	106	70	130
Bromobenzene	50	0.0	53.57	107	70	130
n-Propylbenzene	50	0.0	54.05	108	70	130
1,1,2,2-Tetrachloroethane	50	0.0	55.26	111	70	130
2-Chlorotoluene	50	0.0	53.88	108	70	130
1,3,5-Trimethylbenzene	50	0.0	53.62	107	70	130
1,2,3-Trichloropropane	50	0.0	53.75	107	70	130
trans-1,4-Dichloro-2-butene	250	0.0	249.6	100	70	130
4-Chlorotoluene	50	0.0	51.50	103	70	130
tert-Butylbenzene	50	0.0	54.86	110	70	130

COMPOUND	SPIKE ADDED (ug/Kg)	LCSD CONCENTRATION (ug/Kg)	LCSD % REC #	% RPD #	QC LIMITS RPD	QC LIMITS REC.	
1,2-Dibromoethane	50	56.89	114	0.9	30	70	130
2-Hexanone	50	48.52	97	4.2	30	70	130
Chlorobenzene	50	55.83	112	5.5	30	70	130
Ethylbenzene	50	54.97	110	3.7	30	70	130
1,1,1,2-Tetrachloroethane	50	57.80	116	2.6	30	70	130
m&p-Xylene	100	107.6	108	2.8	30	70	130
o-Xylene	50	57.58	115	1.8	30	70	130
Styrene	50	55.86	112	4.6	30	70	130
Bromoform	50	57.36	115	6.3	30	70	130
Isopropylbenzene	50	55.57	111	4.6	30	70	130
Bromobenzene	50	55.96	112	4.6	30	70	130
n-Propylbenzene	50	55.68	111	2.7	30	70	130
1,1,2,2-Tetrachloroethane	50	58.47	117	5.3	30	70	130
2-Chlorotoluene	50	54.01	108	0.0	30	70	130
1,3,5-Trimethylbenzene	50	54.81	110	2.8	30	70	130
1,2,3-Trichloropropane	50	56.15	112	4.6	30	70	130
trans-1,4-Dichloro-2-butene	250	259.6	104	3.9	30	70	130
4-Chlorotoluene	50	52.69	105	1.9	30	70	130
tert-Butylbenzene	50	57.39	115	4.4	30	70	130

FORM III VOA

3D
Soil VOLATILE LCS SPIKE / LCS SPIKE DUPLICATE RECOVERY

Lab Name: Phoenix Environmental Labs Client: NETC

Lab Code: Phoenix Case No: SAS No: SDG No GBY54991

LCS Spike - Client Id: BY54998 LCS Level:(low/med) Low

COMPOUND	SPIKE ADDED (ug/Kg)	SAMPLE CONCENTRATION (ug/Kg)	LCS CONCENTRATION (ug/Kg)	LCS % REC #	QC. LIMITS REC.	
1,2,4-Trimethylbenzene	50	0.0	53.46	107	70	130
sec-Butylbenzene	50	0.0	55.81	112	70	130
p-Isopropyltoluene	50	0.0	54.47	109	70	130
1,3-Dichlorobenzene	50	0.0	52.92	106	30	130
1,4-Dichlorobenzene	50	0.0	52.99	106	70	130
2-Isopropyltoluene	50	0.0	50.65	101	70	130
n-Butylbenzene	50	0.0	54.09	108	70	130
1,2-Dichlorobenzene	50	0.0	54.52	109	70	130
1,2-Dibromo-3-Chloropropane	50	0.0	57.88	116	70	130
Hexachlorobutadiene	50	0.0	55.47	111	30	130
1,2,4-Trichlorobenzene	50	0.0	52.41	105	70	130
Naphthalene	50	0.0	59.58	119	30	130
1,2,3-Trichlorobenzene	50	0.0	55.98	112	70	130

COMPOUND	SPIKE ADDED (ug/Kg)	LCSD CONCENTRATION (ug/Kg)	LCSD % REC #	% RPD #	QC LIMITS RPD	QC LIMITS REC.	
1,2,4-Trimethylbenzene	50	55.57	111	3.7	30	70	130
sec-Butylbenzene	50	58.58	117	4.4	30	70	130
p-Isopropyltoluene	50	56.44	113	3.6	30	70	130
1,3-Dichlorobenzene	50	55.01	110	3.7	30	30	130
1,4-Dichlorobenzene	50	54.02	108	1.9	30	70	130
2-Isopropyltoluene	50	52.49	105	3.9	30	70	130
n-Butylbenzene	50	55.48	111	2.7	30	70	130
1,2-Dichlorobenzene	50	56.08	112	2.7	30	70	130
1,2-Dibromo-3-Chloropropane	50	61.97	124	6.7	30	70	130
Hexachlorobutadiene	50	56.90	114	2.7	30	30	130
1,2,4-Trichlorobenzene	50	53.62	107	1.9	30	70	130
Naphthalene	50	61.55	123	3.3	30	30	130
1,2,3-Trichlorobenzene	50	58.06	116	3.5	30	70	130

FORM III VOA

3D

Soil VOLATILE MATRIX SPIKE / MATRIX SPIKE DUPLICATE RECOVERY

Lab Name: Phoenix Environmental Labs Client: NETC

Lab Code: Phoenix Case No: SAS No: SDG No GBY54991

Matrix Spike - Client Id: BY54998 / USB-2/S-3A MS Level:(low/med) Meth

COMPOUND	SPIKE ADDED (ug/Kg)	SAMPLE CONCENTRATION (ug/Kg)	MS CONCENTRATION (ug/Kg)	MS % REC #	QC. LIMITS REC.	
Dichlorodifluoromethane	5365	0.0	6685	125	70	130
Chloromethane	5365	0.0	5652	105	70	130
Vinyl Chloride	5365	0.0	5686	106	70	130
Bromomethane	5365	0.0	4507	84	70	130
Chloroethane	5365	0.0	2210	41 *	70	130
Trichlorofluoromethane	5365	0.0	2326	43 *	70	130
1,1-Dichloroethene	5365	0.0	4816	90	59	172
Trichlorotrifluoroethane	5365	0.0	5253	98	70	130
Carbon Disulfide	5365	0.0	5617	105	70	130
Methylene Chloride	5365	0.0	4574	85	70	130
Acetone	5365	0.0	4006	75	70	130
Trans-1,2-Dichloroethene	5365	0.0	4979	93	70	130
Methyl t-Butyl Ether (MTBE)	5365	0.0	5338	99	70	130
1,1-Dichloroethane	5365	0.0	5403	101	70	130
Acrylonitrile	5365	0.0	5053	94	70	130
Cis-1,2-Dichloroethene	5365	0.0	5003	93	70	130
2,2-Dichloropropane	5365	0.0	5438	101	70	130
Bromochloromethane	5365	0.0	5092	95	70	130
Chloroform	5365	0.0	5072	95	70	130

COMPOUND	SPIKE ADDED (ug/Kg)	MSD CONCENTRATION (ug/Kg)	MSD % REC #	% RPD #	QC LIMITS RPD	QC LIMITS REC.	
Dichlorodifluoromethane	5365	7011	131 *	4.7	30	70	130
Chloromethane	5365	5865	109	3.7	30	70	130
Vinyl Chloride	5365	5860	109	2.8	30	70	130
Bromomethane	5365	4793	89	5.8	30	70	130
Chloroethane	5365	2249	42 *	2.4	30	70	130
Trichlorofluoromethane	5365	1792	33 *	26.3	30	70	130
1,1-Dichloroethene	5365	5115	95	5.4	30	59	172
Trichlorotrifluoroethane	5365	5622	105	6.9	30	70	130
Carbon Disulfide	5365	5759	107	1.9	30	70	130
Methylene Chloride	5365	4810	90	5.7	30	70	130
Acetone	5365	4327	81	7.7	30	70	130
Trans-1,2-Dichloroethene	5365	5197	97	4.2	30	70	130
Methyl t-Butyl Ether (MTBE)	5365	5607	105	5.9	30	70	130
1,1-Dichloroethane	5365	5550	103	2.0	30	70	130
Acrylonitrile	5365	5253	98	4.2	30	70	130
Cis-1,2-Dichloroethene	5365	5414	101	8.2	30	70	130
2,2-Dichloropropane	5365	5632	105	3.9	30	70	130
Bromochloromethane	5365	5237	98	3.1	30	70	130
Chloroform	5365	5149	96	1.0	30	70	130

FORM III VOA

3D

Soil VOLATILE MATRIX SPIKE / MATRIX SPIKE DUPLICATE RECOVERY

Lab Name: Phoenix Environmental Labs Client: NETC

Lab Code: Phoenix Case No: SAS No: SDG No GBY54991

Matrix Spike - Client Id: BY54998 / USB-2/S-3A MS Level:(low/med) Meth

COMPOUND	SPIKE ADDED (ug/Kg)	SAMPLE CONCENTRATION (ug/Kg)	MS CONCENTRATION (ug/Kg)	MS % REC #	QC. LIMITS REC.	
Carbon Tetrachloride	5365	0.0	5213	97	70	130
Tetrahydrofuran (THF)	13410	0.0	11700	87	70	130
1,1,1-Trichloroethane	5365	0.0	5516	103	70	130
Methyl Ethyl Ketone	5365	0.0	4653	87	70	130
1,1-Dichloropropene	5365	0.0	5585	104	70	130
Benzene	5365	0.0	5380	100	66	142
1,2-Dichloroethane	5365	0.0	5636	105	70	130
Trichloroethene	5365	0.0	5455	102	62	137
Dibromomethane	5365	0.0	5102	95	70	130
1,2-dichloropropane	5365	0.0	5415	101	70	130
Bromodichloromethane	5365	0.0	5475	102	70	130
cis-1,3-Dichloropropene	5365	0.0	5380	100	70	130
Toluene	5365	0.0	5368	100	59	139
4-Methyl-2-Pentanone	5365	0.0	4672	87	70	130
Tetrachloroethene	5365	0.0	5457	102	70	130
trans-1,3-Dichloropropene	5365	0.0	5219	97	70	130
1,1,2-Trichloroethane	5365	0.0	5160	96	70	130
Dibromochloromethane	5365	0.0	5363	100	70	130
1,3-Dichloropropane	5365	0.0	5126	96	70	130

COMPOUND	SPIKE ADDED (ug/Kg)	MSD CONCENTRATION (ug/Kg)	MSD % REC #	% RPD #	QC LIMITS RPD	QC LIMITS REC.	
Carbon Tetrachloride	5365	5357	100	3.0	30	70	130
Tetrahydrofuran (THF)	13410	12260	91	4.5	30	70	130
1,1,1-Trichloroethane	5365	5715	107	3.8	30	70	130
Methyl Ethyl Ketone	5365	4772	89	2.3	30	70	130
1,1-Dichloropropene	5365	5521	103	1.0	30	70	130
Benzene	5365	5359	100	0.0	30	66	142
1,2-Dichloroethane	5365	5722	107	1.9	30	70	130
Trichloroethene	5365	5493	102	0.0	30	62	137
Dibromomethane	5365	5236	98	3.1	30	70	130
1,2-dichloropropane	5365	5360	100	1.0	30	70	130
Bromodichloromethane	5365	5511	103	1.0	30	70	130
cis-1,3-Dichloropropene	5365	5429	101	1.0	30	70	130
Toluene	5365	5316	99	1.0	30	59	139
4-Methyl-2-Pentanone	5365	4839	90	3.4	30	70	130
Tetrachloroethene	5365	5526	103	1.0	30	70	130
trans-1,3-Dichloropropene	5365	5183	97	0.0	30	70	130
1,1,2-Trichloroethane	5365	5074	95	1.0	30	70	130
Dibromochloromethane	5365	5335	99	1.0	30	70	130
1,3-Dichloropropane	5365	5282	98	2.1	30	70	130

FORM III VOA

3D

Soil VOLATILE MATRIX SPIKE / MATRIX SPIKE DUPLICATE RECOVERY

Lab Name: Phoenix Environmental Labs Client: NETC

Lab Code: Phoenix Case No: SAS No: SDG No GBY54991

Matrix Spike - Client Id: BY54998 / USB-2/S-3A MS Level:(low/med) Meth

COMPOUND	SPIKE ADDED (ug/Kg)	SAMPLE CONCENTRATION (ug/Kg)	MS CONCENTRATION (ug/Kg)	MS % REC #	QC. LIMITS REC.	
1,2-Dibromoethane	5365	0.0	5048	94	70	130
2-Hexanone	5365	0.0	4464	83	70	130
Chlorobenzene	5365	0.0	5198	97	60	133
Ethylbenzene	5365	0.0	5174	96	70	130
1,1,1,2-Tetrachloroethane	5365	0.0	5282	98	70	130
m&p-Xylene	10730	0.0	10290	96	70	130
o-Xylene	5365	0.0	5377	100	70	130
Styrene	5365	0.0	5233	98	70	130
Bromoform	5365	0.0	4727	88	70	130
Isopropylbenzene	5365	0.0	5171	96	70	130
Bromobenzene	5365	0.0	5175	96	70	130
n-Propylbenzene	5365	0.0	5297	99	70	130
1,1,2,2-Tetrachloroethane	5365	0.0	4946	92	70	130
2-Chlorotoluene	5365	0.0	5221	97	70	130
1,3,5-Trimethylbenzene	5365	0.0	5179	97	70	130
1,2,3-Trichloropropane	5365	0.0	4868	91	70	130
trans-1,4-Dichloro-2-butene	26830	0.0	23480	88	70	130
4-Chlorotoluene	5365	0.0	5117	95	70	130
tert-Butylbenzene	5365	0.0	5343	100	70	130

COMPOUND	SPIKE ADDED (ug/Kg)	MSD CONCENTRATION (ug/Kg)	MSD % REC #	% RPD #	QC LIMITS RPD	QC LIMITS REC.	
1,2-Dibromoethane	5365	5198	97	3.1	30	70	130
2-Hexanone	5365	4730	88	5.8	30	70	130
Chlorobenzene	5365	5240	98	1.0	30	60	133
Ethylbenzene	5365	5246	98	2.1	30	70	130
1,1,1,2-Tetrachloroethane	5365	5300	99	1.0	30	70	130
m&p-Xylene	10730	10330	96	0.0	30	70	130
o-Xylene	5365	5506	103	3.0	30	70	130
Styrene	5365	5273	98	0.0	30	70	130
Bromoform	5365	4699	88	0.0	30	70	130
Isopropylbenzene	5365	5215	97	1.0	30	70	130
Bromobenzene	5365	5259	98	2.1	30	70	130
n-Propylbenzene	5365	5199	97	2.0	30	70	130
1,1,2,2-Tetrachloroethane	5365	5006	93	1.1	30	70	130
2-Chlorotoluene	5365	5230	97	0.0	30	70	130
1,3,5-Trimethylbenzene	5365	5192	97	0.0	30	70	130
1,2,3-Trichloropropane	5365	5002	93	2.2	30	70	130
trans-1,4-Dichloro-2-butene	26830	24150	90	2.2	30	70	130
4-Chlorotoluene	5365	5040	94	1.1	30	70	130
tert-Butylbenzene	5365	5376	100	0.0	30	70	130

FORM III VOA

3D

Soil VOLATILE MATRIX SPIKE / MATRIX SPIKE DUPLICATE RECOVERY

Lab Name: Phoenix Environmental Labs Client: NETC

Lab Code: Phoenix Case No: SAS No: SDG No GBY54991

Matrix Spike - Client Id: BY54998 / USB-2/S-3A MS Level:(low/med) Meth

COMPOUND	SPIKE ADDED (ug/Kg)	SAMPLE CONCENTRATION (ug/Kg)	MS CONCENTRATION (ug/Kg)	MS % REC #	QC. LIMITS REC.	
1,2,4-Trimethylbenzene	5365	0.0	5221	97	70	130
sec-Butylbenzene	5365	0.0	5483	102	70	130
p-Isopropyltoluene	5365	0.0	5374	100	70	130
1,3-Dichlorobenzene	5365	0.0	5155	96	30	130
1,4-Dichlorobenzene	5365	0.0	5106	95	70	130
2-Isopropyltoluene	5365	0.0	5733	107	70	130
n-Butylbenzene	5365	0.0	5291	99	70	130
1,2-Dichlorobenzene	5365	0.0	5290	99	70	130
1,2-Dibromo-3-Chloropropane	5365	0.0	4839	90	70	130
Hexachlorobutadiene	5365	0.0	5232	98	30	130
1,2,4-Trichlorobenzene	5365	0.0	4947	92	70	130
Naphthalene	5365	0.0	5346	100	30	130
1,2,3-Trichlorobenzene	5365	0.0	5289	99	70	130

COMPOUND	SPIKE ADDED (ug/Kg)	MSD CONCENTRATION (ug/Kg)	MSD % REC #	% RPD #	QC LIMITS RPD	QC LIMITS REC.	
1,2,4-Trimethylbenzene	5365	5188	97	0.0	30	70	130
sec-Butylbenzene	5365	5462	102	0.0	30	70	130
p-Isopropyltoluene	5365	5300	99	1.0	30	70	130
1,3-Dichlorobenzene	5365	5269	98	2.1	30	30	130
1,4-Dichlorobenzene	5365	5097	95	0.0	30	70	130
2-Isopropyltoluene	5365	5796	108	0.9	30	70	130
n-Butylbenzene	5365	5260	98	1.0	30	70	130
1,2-Dichlorobenzene	5365	5341	100	1.0	30	70	130
1,2-Dibromo-3-Chloropropane	5365	5066	94	4.3	30	70	130
Hexachlorobutadiene	5365	5344	100	2.0	30	30	130
1,2,4-Trichlorobenzene	5365	4915	92	0.0	30	70	130
Naphthalene	5365	5459	102	2.0	30	30	130
1,2,3-Trichlorobenzene	5365	5413	101	2.0	30	70	130

FORM III VOA

4A

VOLATILE METHOD BLANK SUMMARY

Client ID: BY54998 BLANK

Lab Name: Phoenix Environmental Labs Client: NETC

Lab Code: Phoenix Case No.: SAS No.: SDG No.: GBY54991

Lab File ID: 0711_39.D Lab Sample ID: BY54998 BLK

Date Analyzed: 07/12/2017 Time Analyzed: 00:02

GC Column: rtx-vms Lab Batch ID: 393430

Instrument ID: CHEM14 Heated Purge:(Y/N) Y

THIS METHOD BLANK APPLIES TO THE FOLLOWING SAMPLES, MS AND MSD:

	CLIENT SAMPLE NO.	LAB SAMPLE ID	LAB FILE ID	TIME ANALYZED
01	BY54998 LCS	BY54998 LCS	0711_32.D	21:27
02	BY54998 LCSD	BY54998 LCSD	0711_33.D	21:49
03	BB-2/S-1	BY54991	0711_40.D	00:28
04	BB-3/S-1	BY54992	0711_41.D	00:50
05	DB-2/S-1	BY54993	0711_42.D	01:12
06	DB-1/S-2	BY54994	0711_43.D	01:34
07	USB-1/S-1	BY54995	0711_44.D	01:56
08	USB-1/S-3	BY54996	0711_45.D	02:19
09	USB-2/S-2	BY54997	0711_46.D	02:41
10	USB-2/S-3A QC	BY54998 50X	0711_47.D	03:03
11	USB-2/S-3A	BY54998	0711_50.D	06:30
12	USB-2/S-3A MS	BY54998 MS 50X	0711_54.D	07:59
13	USB-2/S-3A MSD	BY54998 MSD 50X	0711_55.D	08:21
14				
15				
16				
17				
18				
19				
20				

COMMENTS:

FORM IV VOA

5B
VOLATILE ORGANICS INSTRUMENT PERFORMANCE CHECK
BROMOFLUOROBENZENE (BFB)

Lab Name: Phoenix Environmental Labs Client: NETC

Lab Code: Phoenix Case No.: SAS No.: SDG No.: GBY54991

Lab File ID: 0710_26.D BFB Injection Date: 07/10/17

Instrument ID: CHEM14 BFB Injection Time: 17:42

GC Column: rtx-vms Heated Purge: (Y/N) Y

AutoFind: Scans 1028, 1029, 1030; Background Corrected with Scan 1019

m/e	ION ABUNDANCE CRITERIA	% RELATIVE ABUNDANCE			
50	15.0 - 40.0% of mass 95	19.1			
75	30.0 - 60.0% of mass 95	45.4			
95	Base Peak, 100% relative abundance	100.0			
96	5.0 - 9.0% of mass 95	6.7			
173	Less than 2.0% of mass 174	0.8	(	1.0	)1
174	Greater than 50.0% of mass 95	78.6			
175	5.0 - 9.0% of mass 174	7.8	(	6.1	)1
176	95.0 - 101.0% of mass 174	99.7	(	78.3	)1
177	5.0 - 9.0% of mass 176	6.1	(	4.8	)1

1-Value is % mass 95

THIS CHECK APPLIES TO THE FOLLOWING SAMPLES, MS, MSD, BLANKS, AND STANDARDS:

	CLIENT ID	LAB SAMPLE ID	LAB FILE ID	DATE ANALYZED	TIME ANALYZED	
01	ICAL 2	VOA-2.0 PPB STD.	0710_26.D	07/10/17	17:42	
02	ICAL 5	VOA-5.0 PPB STD.	0710_27.D	07/10/17	18:04	
03	ICAL 10	VOA- 10 PPB STD.	0710_28.D	07/10/17	18:26	
04	ICAL 20	VOA- 20 PPB STD.	0710_29.D	07/10/17	18:49	
05	ICAL 50	VOA- 50 PPB STD.	0710_30.D	07/10/17	19:11	
06	ICAL 100	VOA-100 PPB STD.	0710_31.D	07/10/17	19:33	
07	ICAL 200	VOA-200 PPB STD.	0710_32.D	07/10/17	19:55	
08						
09						
10						
11						
12						
13						
14						
15						
16						
17						
18						
19						
20						
21						
22						
23						
24						
25						

(*) Outside 12 hr clock

FORM V

Data Path : H:\V2017\CHEM14\07JUL\071017\
Data File : 0710_26.D
Acq On : 10 Jul 2017 5:42 pm
Operator :
Sample : VOA-2.0 PPB STD.
Misc : VOA48E I 07/10 AS
ALS Vial : 1 Sample Multiplier: 1

Integration File: rteint.p

Method : H:\V2017\CHEM14\Methods\VT-0710.M
Title : VOA Standards for 5 point calibration
Last Update : Mon Jul 10 20:08:04 2017

AutoFind: Scans 1028, 1029, 1030; Background Corrected with Scan 1019

Target Mass	Rel. to Mass	Lower Limit%	Upper Limit%	Rel. Abn%	Raw Abn	Result Pass/Fail
50	95	15	40	19.1	24293	PASS
75	95	30	60	45.4	57688	PASS
95	95	100	100	100.0	126963	PASS
96	95	5	9	6.7	8519	PASS
173	174	0.00	2	1.0	981	PASS
174	95	50	100	78.6	99773	PASS
175	174	5	9	7.8	7796	PASS
176	174	95	101	99.7	99464	PASS
177	176	5	9	6.1	6030	PASS

VT-0710.M Tue Jul 11 11:13:52 2017

5B
VOLATILE ORGANICS INSTRUMENT PERFORMANCE CHECK
BROMOFLUOROBENZENE (BFB)

Lab Name: Phoenix Environmental Labs Client: NETC

Lab Code: Phoenix Case No.: SAS No.: SDG No.: GBY54991

Lab File ID: 0711_31.D BFB Injection Date: 07/11/17

Instrument ID: CHEM14 BFB Injection Time: 20:57

GC Column: rtx-vms Heated Purge: (Y/N) Y

AutoFind: Scans 1028, 1029, 1030; Background Corrected with Scan 1021

m/e	ION ABUNDANCE CRITERIA	% RELATIVE ABUNDANCE			
50	15.0 - 40.0% of mass 95	18.9			
75	30.0 - 60.0% of mass 95	46.7			
95	Base Peak, 100% relative abundance	100.0			
96	5.0 - 9.0% of mass 95	6.8			
173	Less than 2.0% of mass 174	0.5	(	0.6	)1
174	Greater than 50.0% of mass 95	76.1			
175	5.0 - 9.0% of mass 174	7.6	(	5.8	)1
176	95.0 - 101.0% of mass 174	98.0	(	74.6	)1
177	5.0 - 9.0% of mass 176	6.8	(	5.1	)1

1-Value is % mass 95

THIS CHECK APPLIES TO THE FOLLOWING SAMPLES, MS, MSD, BLANKS, AND STANDARDS:

	CLIENT ID	LAB SAMPLE ID	LAB FILE ID	DATE ANALYZED	TIME ANALYZED	
01	CCAL 50	VOA-50 PPB STD. VOA48E I	0711_31.D	07/11/17	20:57	
02	BY54998 LCS	BY54998 LCS	0711_32.D	07/11/17	21:27	
03	BY54998 LCSD	BY54998 LCSD	0711_33.D	07/11/17	21:49	
04	BY54998 BLANK	BY54998 BLANK	0711_39.D	07/12/17	00:02	
05	BB-2/S-1	BY54991	0711_40.D	07/12/17	00:28	
06	BB-3/S-1	BY54992	0711_41.D	07/12/17	00:50	
07	DB-2/S-1	BY54993	0711_42.D	07/12/17	01:12	
08	DB-1/S-2	BY54994	0711_43.D	07/12/17	01:34	
09	USB-1/S-1	BY54995	0711_44.D	07/12/17	01:56	
10	USB-1/S-3	BY54996	0711_45.D	07/12/17	02:19	
11	USB-2/S-2	BY54997	0711_46.D	07/12/17	02:41	
12	USB-2/S-3A QC	BY54998 50X	0711_47.D	07/12/17	03:03	
13	USB-2/S-3A	BY54998	0711_50.D	07/12/17	06:30	
14	USB-2/S-3A MS	BY54998 MS 50X	0711_54.D	07/12/17	07:59	
15	USB-2/S-3A MSD	BY54998 MSD 50X	0711_55.D	07/12/17	08:21	
16	CCAL 50	VOA-50 PPB STD. VOA48E I	0711_56.D	07/12/17	08:44	
17						
18						
19						
20						
21						
22						
23						
24						
25						

(*) Outside 12 hr clock

FORM V

Data Path : H:\V2017\CHEM14\07JUL\071117\
Data File : 0711_31.D
Acq On : 11 Jul 2017 8:57 pm
Operator :
Sample : VOA-50 PPB STD.
Misc : VOA48E I 07/11 AS
ALS Vial : 1 Sample Multiplier: 1

Integration File: rteint.p

Method : H:\V2017\CHEM14\METHODS\VT-0710.M
Title : VOA Standards for 5 point calibration
Last Update : Mon Jul 10 20:08:04 2017

AutoFind: Scans 1028, 1029, 1030; Background Corrected with Scan 1021

Target Mass	Rel. to Mass	Lower Limit%	Upper Limit%	Rel. Abn%	Raw Abn	Result Pass/Fail
50	95	15	40	18.9	26688	PASS
75	95	30	60	46.7	65915	PASS
95	95	100	100	100.0	141035	PASS
96	95	5	9	6.8	9634	PASS
173	174	0.00	2	0.6	676	PASS
174	95	50	100	76.1	107379	PASS
175	174	5	9	7.6	8190	PASS
176	174	95	101	98.0	105219	PASS
177	176	5	9	6.8	7170	PASS

VT-0710.M Tue Jul 11 21:14:08 2017

8A
VOLATILE INTERNAL STANDARD AREA AND RT SUMMARY

Lab Name: Phoenix Environmental Labs Client: NETC

Lab Code: Phoenix Case No.: _____ SAS No.: _____ SDG No.: GBY54991

Lab File Id: 0710_30.D Date Analyzed: 07/10/17

Instrument ID: CHEM14 Time Analyzed: 19:11

GC Column: rtx-vms ID: 0.18 (mm) Heated Purge:(Y/N) Y

		IS1 (PFB) AREA	#	RT	#	IS2 (DFB) AREA	#	RT	#	IS3 (CBZ) AREA	#	RT	#	IS4 (DCB) AREA	#	RT	#	FILE
	12 HOUR STD	270407		3.26		406659		3.57		380375		5.40		188752		7.15		0710_30.D
	UPPER LIMIT	554334		3.76		833651		4.07		779769		5.90		386942		7.65		0710_30.D
	LOWER LIMIT	133851		2.76		201296		3.07		188286		4.90		93432		6.65		0710_30.D
	CLIENT ID																	
01	ICAL 2	296351		3.26		439663		3.57		407326		5.40		195161		7.15		0710_26.D
02	ICAL 5	299818		3.26		453285		3.57		404374		5.40		201276		7.15		0710_27.D
03	ICAL 10	283284		3.26		423744		3.57		386612		5.40		188807		7.15		0710_28.D
04	ICAL 20	282147		3.26		421962		3.57		386496		5.40		188701		7.15		0710_29.D
05	ICAL 100	277146		3.26		411785		3.57		396391		5.40		193663		7.15		0710_31.D
06	ICAL 200	266263		3.26		389769		3.57		374936		5.40		190281		7.15		0710_32.D
07																		
08																		
09																		
10																		
11																		
12																		
13																		
14																		
15																		
16																		
17																		
18																		
19																		
20																		
21																		
22																		

IS1 (PFB) = Pentafluorobenzene
IS2 (DFB) = 1,4-Difluorobenzene
IS3 (CBZ) = Chlorobenzene-d5
IS4 (DCB) = 1,4-Dichlorobenzene-d4

AREA UPPER LIMIT = +100% of internal standard area
AREA LOWER LIMIT = - 50% of internal standard area
RT UPPER LIMIT = +0.50 minutes of internal standard RT
RT LOWER LIMIT = -0.50 minutes of internal standard RT

Column used to flag values outside QC limits with an asterisk.
* Values outside of QC limits.

FORM VIII VOA

8A
VOLATILE INTERNAL STANDARD AREA AND RT SUMMARY

Lab Name: Phoenix Environmental Labs Client: NETC

Lab Code: Phoenix Case No.: _____ SAS No.: _____ SDG No.: GBY54991

Lab File Id: 0710_30.D Date Analyzed: 07/10/17

Instrument ID: CHEM14 Time Analyzed: 19:11

GC Column: rtx-vms ID: 0.18 (mm) Heated Purge:(Y/N) Y

		IS5 (DXN) AREA #	RT #							FILE
	12 HOUR STD	9389	3.99							0710_30.D
	UPPER LIMIT	NA	NA							0710_30.D
	LOWER LIMIT	NA	NA							0710_30.D
	CLIENT ID									
01	ICAL 2	9030	4.00							0710_26.D
02	ICAL 5	9980	3.99							0710_27.D
03	ICAL 10	8931	4.00							0710_28.D
04	ICAL 20	9308	3.99							0710_29.D
05	ICAL 100	10773	3.99							0710_31.D
06	ICAL 200	9921	3.99							0710_32.D
07										
08										
09										
10										
11										
12										
13										
14										
15										
16										
17										
18										
19										
20										
21										
22										

IS5 (DXN) = 1,4-Dioxane*D8

Due to the poor response for certain compounds, 1,4-Dioxane-d8 is used as the internal standard for this delivery group.
Note, there are no recovery ranges for this internal standard.

AREA UPPER LIMIT = +100% of internal standard area
AREA LOWER LIMIT = - 50% of internal standard area
RT UPPER LIMIT = +0.50 minutes of internal standard RT
RT LOWER LIMIT = -0.50 minutes of internal standard RT

Column used to flag values outside QC limits with an asterisk.
* Values outside of QC limits.

FORM VIII VOA

8A

VOLATILE INTERNAL STANDARD AREA AND RT SUMMARY

Lab Name: Phoenix Environmental Labs Client: NETC

Lab Code: Phoenix Case No.: _____ SAS No.: _____ SDG No.: GBY54991

Lab File Id: 0711_31.D Date Analyzed: 07/11/17

Instrument ID: CHEM14 Time Analyzed: 20:57

GC Column: rtx-vms ID: 0.18 (mm) Heated Purge:(Y/N) Y

	IS1 (PFB) AREA	#	RT	#	IS2 (DFB) AREA	#	RT	#	IS3 (CBZ) AREA	#	RT	#	IS4 (DCB) AREA	#	RT	#	FILE
12 HOUR STD	279519		3.26		409686		3.57		390567		5.40		197529		7.15		0711_31.D
UPPER LIMIT	573014		3.76		839856		4.07		800662		5.90		404934		7.65		0711_31.D
LOWER LIMIT	138362		2.76		202795		3.07		193331		4.90		97777		6.65		0711_31.D
CLIENT ID																	
01 BY54998 LCS	291279		3.26		423740		3.57		406956		5.40		203987		7.15		0711_32.D
02 BY54998 LCSD	278308		3.26		410035		3.57		388551		5.40		192811		7.15		0711_33.D
03 BY54998 BLANK	300025		3.26		438025		3.57		406631		5.40		199093		7.15		0711_39.D
04 BB-2/S-1	305656		3.26		458375		3.56		415065		5.40		205228		7.15		0711_40.D
05 BB-3/S-1	288534		3.26		434921		3.57		388052		5.40		186131		7.15		0711_41.D
06 DB-2/S-1	315627		3.26		460792		3.57		414407		5.40		204785		7.15		0711_42.D
07 DB-1/S-2	284954		3.26		420940		3.57		343252		5.40		120776		7.15		0711_43.D
08 USB-1/S-1	287973		3.26		415046		3.57		337234		5.40		123647		7.15		0711_44.D
09 USB-1/S-3	318815		3.26		463709		3.57		421428		5.40		205189		7.15		0711_45.D
10 USB-2/S-2	278289		3.26		411691		3.57		343872		5.40		131252		7.15		0711_46.D
11 USB-2/S-3A QC	292984		3.26		438477		3.56		388971		5.40		194142		7.15		0711_47.D
12 USB-2/S-3A	298765		3.26		442315		3.57		385562		5.40		172878		7.15		0711_50.D
13 USB-2/S-3A MS	278825		3.26		406324		3.56		387229		5.40		192607		7.15		0711_54.D
14 USB-2/S-3A MSD	270971		3.26		402991		3.56		381192		5.40		191831		7.15		0711_55.D
15 CCAL 50	280210		3.26		408302		3.57		391024		5.40		195579		7.15		0711_56.D
16																	
17																	
18																	
19																	
20																	
21																	
22																	

IS1 (PFB) = Pentafluorobenzene
IS2 (DFB) = 1,4-Difluorobenzene
IS3 (CBZ) = Chlorobenzene-d5
IS4 (DCB) = 1,4-Dichlorobenzene-d4

AREA UPPER LIMIT = +100% of internal standard area
AREA LOWER LIMIT = - 50% of internal standard area
RT UPPER LIMIT = +0.50 minutes of internal standard RT
RT LOWER LIMIT = -0.50 minutes of internal standard RT

Column used to flag values outside QC limits with an asterisk.
* Values outside of QC limits.

FORM VIII VOA

8A
VOLATILE INTERNAL STANDARD AREA AND RT SUMMARY

Lab Name: Phoenix Environmental Labs Client: NETC

Lab Code: Phoenix Case No.: _____ SAS No.: _____ SDG No.: GBY54991

Lab File Id: 0711_31.D Date Analyzed: 07/11/17

Instrument ID: CHEM14 Time Analyzed: 20:57

GC Column: rtx-vms ID: 0.18 (mm) Heated Purge:(Y/N) Y

	IS5 (DXN) AREA #	RT #							FILE
12 HOUR STD	10742	3.99							0711_31.D
UPPER LIMIT	NA	NA							0711_31.D
LOWER LIMIT	NA	NA							0711_31.D
CLIENT ID									
01 BY54998 LCS	11322	3.99							0711_32.D
02 BY54998 LCSD	8967	3.99							0711_33.D
03 BY54998 BLANK	8839	3.99							0711_39.D
04 BB-2/S-1	6309	3.99							0711_40.D
05 BB-3/S-1	6537	3.99							0711_41.D
06 DB-2/S-1	6990	4.00							0711_42.D
07 DB-1/S-2	3741	4.00							0711_43.D
08 USB-1/S-1	6059	3.99							0711_44.D
09 USB-1/S-3	5532	3.99							0711_45.D
10 USB-2/S-2	6319	3.99							0711_46.D
11 USB-2/S-3A QC	9072	4.00							0711_47.D
12 USB-2/S-3A	5326	3.99							0711_50.D
13 USB-2/S-3A MS	9775	4.00							0711_54.D
14 USB-2/S-3A MSD	9000	4.00							0711_55.D
15 CCAL 50	9139	3.99							0711_56.D
16									
17									
18									
19									
20									
21									
22									

IS5 (DXN) = 1,4-Dioxane*D8

Due to the poor response for certain compounds, 1,4-Dioxane-d8 is used as the internal standard for this delivery group.
Note, there are no recovery ranges for this internal standard.

AREA UPPER LIMIT = +100% of internal standard area
AREA LOWER LIMIT = - 50% of internal standard area
RT UPPER LIMIT = +0.50 minutes of internal standard RT
RT LOWER LIMIT = -0.50 minutes of internal standard RT

Column used to flag values outside QC limits with an asterisk.
* Values outside of QC limits.

FORM VIII VOA

1

VOLATILE ORGANICS ANALYSIS DATA SHEET

CLIENT ID: BB-2/S-1

Client: NETC Lab: Phoenix Env. Labs

SDG No.: GBY54991 Lab Sample ID: BY54991

Sample wt/vol: 5.07 (g/mL) g Lab File ID: 0711_40.D

Level: (low/med/meth): Low Date Received: 07/07/17

% Moisture: 5 Date Analyzed: 07/12/17

Instrument: CHEM14 Column: rtx-vms Dilution Factor: 1

Purge Volume 5000 (uL) pH: n.a. Soil Aliquot Vol: 5000 (uL)

Matrix: (soil/water) Soil CONCENTRATION UNITS: (ug/L or ug/Kg) ug/Kg

CAS NO.	COMPOUND	CONC.	Q	MDL/LOD	RL/PQL	R
75-71-8	Dichlorodifluoromethane	5.2	U	0.52	5.2	r
74-87-3	Chloromethane	5.2	U	1.0	5.2	r
75-01-4	Vinyl Chloride	5.2	U	0.52	5.2	r
74-83-9	Bromomethane	5.2	U	2.1	5.2	r
75-00-3	Chloroethane	5.2	U	0.52	5.2	r
75-69-4	Trichlorofluoromethane	5.2	U	1.0	5.2	r
75-35-4	1,1-Dichloroethene	5.2	U	0.52	5.2	r
76-13-1	Trichlorotrifluoroethane	5.2	U	0.52	5.2	r
75-15-0	Carbon Disulfide	5.2	U	1.0	5.2	r
75-09-2	Methylene Chloride	5.2	U	5.2	5.2	r
67-64-1	Acetone	5.9	JS	5.2	26	r
156-60-5	Trans-1,2-Dichloroethene	5.2	U	0.52	5.2	r
1634-04-4	Methyl t-Butyl Ether (MTBE)	10	U	1.0	10	r
75-34-3	1,1-Dichloroethane	5.2	U	1.0	5.2	r
107-13-1	Acrylonitrile	10	U	1.0	10	r
156-59-2	Cis-1,2-Dichloroethene	5.2	U	0.52	5.2	r
594-20-7	2,2-Dichloropropane	5.2	U	0.52	5.2	r
74-97-5	Bromochloromethane	5.2	U	0.52	5.2	r
67-66-3	Chloroform	5.2	U	0.52	5.2	r
56-23-5	Carbon Tetrachloride	5.2	U	1.0	5.2	r
109-99-9	Tetrahydrofuran (THF)	10	U	2.6	10	r
71-55-6	1,1,1-Trichloroethane	5.2	U	0.52	5.2	r
78-93-3	Methyl Ethyl Ketone	31	U	5.2	31	r
563-58-6	1,1-Dichloropropene	5.2	U	0.52	5.2	r
71-43-2	Benzene	5.2	U	0.52	5.2	r
107-06-2	1,2-Dichloroethane	5.2	U	0.52	5.2	r
79-01-6	Trichloroethene	5.2	U	0.52	5.2	r
74-95-3	Dibromomethane	5.2	U	1.0	5.2	r
78-87-5	1,2-dichloropropane	5.2	U	1.0	5.2	r
75-27-4	Bromodichloromethane	5.2	U	1.0	5.2	r
10061-01-5	cis-1,3-Dichloropropene	5.2	U	0.52	5.2	r
108-88-3	Toluene	5.2	U	0.52	5.2	r
108-10-1	4-Methyl-2-Pentanone	26	U	5.2	26	r
127-18-4	Tetrachloroethene	5.2	U	1.0	5.2	r
10061-02-6	trans-1,3-Dichloropropene	5.2	U	0.52	5.2	r
79-00-5	1,1,2-Trichloroethane	5.2	U	1.0	5.2	r

FORM I VOA

r=Result Reported U=Not Detected D=Reported Dilution E/J=Estimated Value X=Not Used S=Lab Solvent

CLIENT ID

VOLATILE ORGANICS ANALYSIS DATA SHEET

BB-2/S-1

Client: NETC Lab: Phoenix Env. Labs

SDG No.: GBY54991 Lab Sample ID: BY54991

Sample wt/vol: 5.07 (g/mL) g Lab File ID: 0711_40.D

Level: (low/med/meth): Low Date Received: 07/07/17

% Moisture: 5 Date Analyzed: 07/12/17

Instrument: CHEM14 Column: rtx-vms Dilution Factor: 1

Purge Volume 5000 (uL) pH: n.a. Soil Aliquot Vol: 5000 (uL)

Matrix: (soil/water) Soil CONCENTRATION UNITS: (ug/L or ug/Kg) ug/Kg

CAS NO.	COMPOUND	CONC.	Q	MDL/LOD	RL/PQL	R
124-48-1	Dibromochloromethane	5.2	U	1.0	5.2	r
142-28-9	1,3-Dichloropropane	5.2	U	1.0	5.2	r
106-93-4	1,2-Dibromoethane	5.2	U	0.52	5.2	r
591-78-6	2-Hexanone	26	U	5.2	26	r
108-90-7	Chlorobenzene	5.2	U	0.52	5.2	r
100-41-4	Ethylbenzene	5.2	U	0.52	5.2	r
630-20-6	1,1,1,2-Tetrachloroethane	5.2	U	1.0	5.2	r
179601-23-1	m&p-Xylene	5.2	U	1.0	5.2	r
95-47-6	o-Xylene	5.2	U	1.0	5.2	r
100-42-5	Styrene	5.2	U	0.52	5.2	r
75-25-2	Bromoform	5.2	U	1.0	5.2	r
98-82-8	Isopropylbenzene	5.2	U	0.52	5.2	r
108-86-1	Bromobenzene	5.2	U	0.52	5.2	r
103-65-1	n-Propylbenzene	5.2	U	1.0	5.2	r
79-34-5	1,1,2,2-Tetrachloroethane	5.2	U	1.0	5.2	r
95-49-8	2-Chlorotoluene	5.2	U	1.0	5.2	r
108-67-8	1,3,5-Trimethylbenzene	5.2	U	0.52	5.2	r
96-18-4	1,2,3-Trichloropropane	5.2	U	0.52	5.2	r
110-57-6	trans-1,4-Dichloro-2-butene	10	U	2.6	10	r
106-43-4	4-Chlorotoluene	5.2	U	0.52	5.2	r
98-06-6	tert-Butylbenzene	5.2	U	0.52	5.2	r
95-63-6	1,2,4-Trimethylbenzene	5.2	U	0.52	5.2	r
135-98-8	sec-Butylbenzene	5.2	U	0.52	5.2	r
99-87-6	p-Isopropyltoluene	5.2	U	0.52	5.2	r
541-73-1	1,3-Dichlorobenzene	5.2	U	0.52	5.2	r
106-46-7	1,4-Dichlorobenzene	5.2	U	0.52	5.2	r
527-84-4	2-Isopropyltoluene	5.2	U	0.52	5.2	r
104-51-8	n-Butylbenzene	5.2	U	0.52	5.2	r
95-50-1	1,2-Dichlorobenzene	5.2	U	0.52	5.2	r
96-12-8	1,2-Dibromo-3-Chloropropane	5.2	U	1.0	5.2	r
87-68-3	Hexachlorobutadiene	5.2	U	0.52	5.2	r
120-82-1	1,2,4-Trichlorobenzene	5.2	U	1.0	5.2	r
91-20-3	Naphthalene	5.2	U	1.0	5.2	r
87-61-6	1,2,3-Trichlorobenzene	5.2	U	1.0	5.2	r

FORM I VOA

r=Result Reported U=Not Detected D=Reported Dilution E/J=Estimated Value X=Not Used S=Lab Solvent

Quantitation Report (QT Reviewed)

Data Path : H:\V2017\CHEM14\07JUL\071117\
Data File : 0711_40.D
Acq On : 12 Jul 2017 12:28 am
Operator :
Client ID : BB-2/S-1
Lab ID : BY54991
ALS Vial : 1 Sample Multiplier: 1

Quant Time: Jul 12 12:56:54 2017
Quant Method : H:\V2017\CHEM14\Methods\VT-0710.M
Quant Title : VOA Standards for 5 point calibration
QLast Update : Mon Jul 10 20:08:07 2017
Response via : Initial Calibration

Compound	R.T.	QIon	Response	Conc	Units	Dev(Min)
Internal Standards						
1) Pentafluorobenzene	3.257	168	305656	50.000	ug/l	0.00
29) 1,4-Difluorobenzene	3.561	114	458375	50.000	ug/l	0.00
45) Chlorobenzene-d5	5.401	117	415065	50.000	ug/l	0.00
58) 1,4-Dichlorobenzene-d4	7.147	152	205228	50.000	ug/l	0.00
83) 1,4-Dioxane d8	3.991	96	6309	500.000	ug/l	0.00
System Monitoring Compounds						
27) % Dibromofluoromethane	3.021	192	27179	50.474	ug/l	0.00
Spiked Amount 50.000	Range 70 - 130		Recovery = 100.94%			
40) % Toluene-d8	4.373	98	559303	48.262	ug/l	0.00
Spiked Amount 50.000	Range 70 - 130		Recovery = 96.52%			
57) % Bromofluorobenzene	6.282	95	209795	50.160	ug/l	0.00
Spiked Amount 50.000	Range 70 - 130		Recovery = 100.32%			
59) % 1,2-dichlorobenzene-d4	7.493	152	178285	48.707	ug/l	0.00
Spiked Amount 50.000	Range 70 - 130		Recovery = 97.42%			
Target Compounds						Qvalue
13) Acetone	2.156	43	7182	5.629	ug/l	93

(#)out of range (m)manual integration reviewed by analyst (+)signals summed

Quantitation Report (QT Reviewed)

Data Path : H:\V2017\CHEM14\07JUL\071117\
Data File : 0711_40.D
Acq On : 12 Jul 2017 12:28 am
Operator :
Client ID : BB-2/S-1
Lab ID : BY54991
ALS Vial : 1 Sample Multiplier: 1

Quant Time: Jul 12 12:56:54 2017
Quant Method : H:\V2017\CHEM14\Methods\VT-0710.M
Quant Title : VOA Standards for 5 point calibration
QLast Update : Mon Jul 10 20:08:07 2017
Response via : Initial Calibration

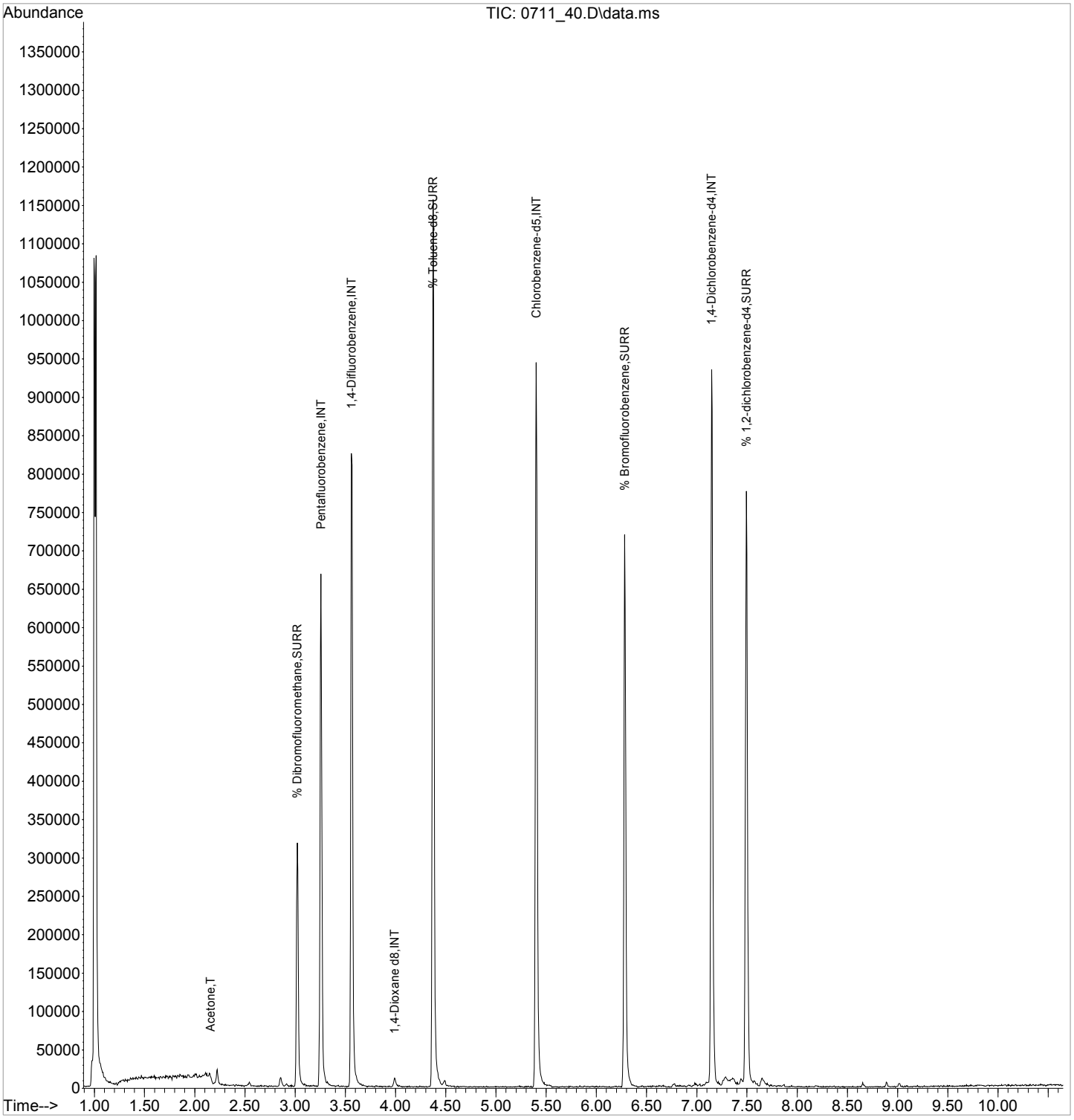

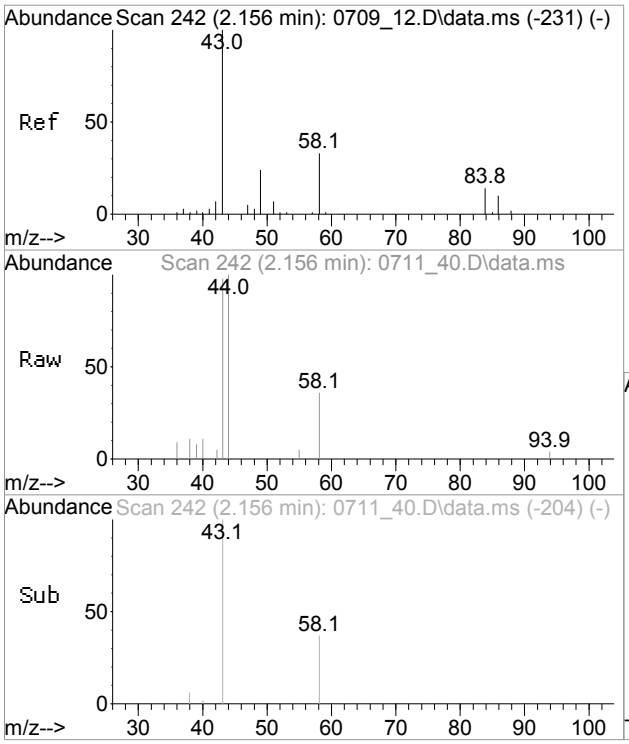

#13
Acetone
Concen: 5.63 ug/l
RT: 2.156 min Scan# 242
Delta R.T. -0.000 min
Lab File: 0711_40.D
Acq: 12 Jul 2017 12:28 am

Tgt Ion: 43 Resp: 7182

Ion	Ratio	Lower	Upper
43	100		
58	26.9	0.9	60.9

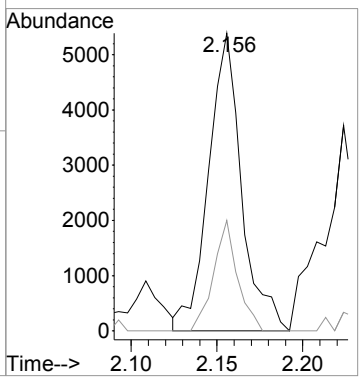

1

CLIENT ID

VOLATILE ORGANICS ANALYSIS DATA SHEET

BB-3/S-1

Client: NETC Lab: Phoenix Env. Labs

SDG No.: GBY54991 Lab Sample ID: BY54992

Sample wt/vol: 5.78 (g/mL) g Lab File ID: 0711_41.D

Level: (low/med/meth): Low Date Received: 07/07/17

% Moisture: 14 Date Analyzed: 07/12/17

Instrument: CHEM14 Column: rtx-vms Dilution Factor: 1

Purge Volume 5000 (uL) pH: n.a. Soil Aliquot Vol: 5000 (uL)

Matrix: (soil/water) Soil CONCENTRATION UNITS: (ug/L or ug/Kg) ug/Kg

CAS NO.	COMPOUND	CONC.	Q	MDL/LOD	RL/PQL	R
75-71-8	Dichlorodifluoromethane	5.1	U	0.51	5.1	r
74-87-3	Chloromethane	5.1	U	1.0	5.1	r
75-01-4	Vinyl Chloride	5.1	U	0.51	5.1	r
74-83-9	Bromomethane	5.1	U	2.0	5.1	r
75-00-3	Chloroethane	5.1	U	0.51	5.1	r
75-69-4	Trichlorofluoromethane	5.1	U	1.0	5.1	r
75-35-4	1,1-Dichloroethene	5.1	U	0.51	5.1	r
76-13-1	Trichlorotrifluoroethane	5.1	U	0.51	5.1	r
75-15-0	Carbon Disulfide	5.1	U	1.0	5.1	r
75-09-2	Methylene Chloride	5.1	U	5.1	5.1	r
67-64-1	Acetone	25	U	5.1	25	r
156-60-5	Trans-1,2-Dichloroethene	5.1	U	0.51	5.1	r
1634-04-4	Methyl t-Butyl Ether (MTBE)	10	U	1.0	10	r
75-34-3	1,1-Dichloroethane	5.1	U	1.0	5.1	r
107-13-1	Acrylonitrile	10	U	1.0	10	r
156-59-2	Cis-1,2-Dichloroethene	5.1	U	0.51	5.1	r
594-20-7	2,2-Dichloropropane	5.1	U	0.51	5.1	r
74-97-5	Bromochloromethane	5.1	U	0.51	5.1	r
67-66-3	Chloroform	5.1	U	0.51	5.1	r
56-23-5	Carbon Tetrachloride	5.1	U	1.0	5.1	r
109-99-9	Tetrahydrofuran (THF)	10	U	2.5	10	r
71-55-6	1,1,1-Trichloroethane	5.1	U	0.51	5.1	r
78-93-3	Methyl Ethyl Ketone	30	U	5.1	30	r
563-58-6	1,1-Dichloropropene	5.1	U	0.51	5.1	r
71-43-2	Benzene	5.1	U	0.51	5.1	r
107-06-2	1,2-Dichloroethane	5.1	U	0.51	5.1	r
79-01-6	Trichloroethene	5.1	U	0.51	5.1	r
74-95-3	Dibromomethane	5.1	U	1.0	5.1	r
78-87-5	1,2-dichloropropane	5.1	U	1.0	5.1	r
75-27-4	Bromodichloromethane	5.1	U	1.0	5.1	r
10061-01-5	cis-1,3-Dichloropropene	5.1	U	0.51	5.1	r
108-88-3	Toluene	5.1	U	0.51	5.1	r
108-10-1	4-Methyl-2-Pentanone	25	U	5.1	25	r
127-18-4	Tetrachloroethene	5.1	U	1.0	5.1	r
10061-02-6	trans-1,3-Dichloropropene	5.1	U	0.51	5.1	r
79-00-5	1,1,2-Trichloroethane	5.1	U	1.0	5.1	r

FORM I VOA

r=Result Reported U=Not Detected D=Reported Dilution E/J=Estimated Value X=Not Used S=Lab Solvent

1

CLIENT ID

VOLATILE ORGANICS ANALYSIS DATA SHEET

BB-3/S-1

Client: NETC Lab: Phoenix Env. Labs

SDG No.: GBY54991 Lab Sample ID: BY54992

Sample wt/vol: 5.78 (g/mL) g Lab File ID: 0711_41.D

Level: (low/med/meth): Low Date Received: 07/07/17

% Moisture: 14 Date Analyzed: 07/12/17

Instrument: CHEM14 Column: rtx-vms Dilution Factor: 1

Purge Volume 5000 (uL) pH: n.a. Soil Aliquot Vol: 5000 (uL)

Matrix: (soil/water) Soil CONCENTRATION UNITS: (ug/L or ug/Kg) ug/Kg

CAS NO.	COMPOUND	CONC.	Q	MDL/LOD	RL/PQL	R
124-48-1	Dibromochloromethane	5.1	U	1.0	5.1	r
142-28-9	1,3-Dichloropropane	5.1	U	1.0	5.1	r
106-93-4	1,2-Dibromoethane	5.1	U	0.51	5.1	r
591-78-6	2-Hexanone	25	U	5.1	25	r
108-90-7	Chlorobenzene	5.1	U	0.51	5.1	r
100-41-4	Ethylbenzene	5.1	U	0.51	5.1	r
630-20-6	1,1,1,2-Tetrachloroethane	5.1	U	1.0	5.1	r
179601-23-1	m&p-Xylene	5.1	U	1.0	5.1	r
95-47-6	o-Xylene	5.1	U	1.0	5.1	r
100-42-5	Styrene	5.1	U	0.51	5.1	r
75-25-2	Bromoform	5.1	U	1.0	5.1	r
98-82-8	Isopropylbenzene	5.1	U	0.51	5.1	r
108-86-1	Bromobenzene	5.1	U	0.51	5.1	r
103-65-1	n-Propylbenzene	5.1	U	1.0	5.1	r
79-34-5	1,1,2,2-Tetrachloroethane	5.1	U	1.0	5.1	r
95-49-8	2-Chlorotoluene	5.1	U	1.0	5.1	r
108-67-8	1,3,5-Trimethylbenzene	5.1	U	0.51	5.1	r
96-18-4	1,2,3-Trichloropropane	5.1	U	0.51	5.1	r
110-57-6	trans-1,4-Dichloro-2-butene	10	U	2.5	10	r
106-43-4	4-Chlorotoluene	5.1	U	0.51	5.1	r
98-06-6	tert-Butylbenzene	5.1	U	0.51	5.1	r
95-63-6	1,2,4-Trimethylbenzene	5.1	U	0.51	5.1	r
135-98-8	sec-Butylbenzene	5.1	U	0.51	5.1	r
99-87-6	p-Isopropyltoluene	5.1	U	0.51	5.1	r
541-73-1	1,3-Dichlorobenzene	5.1	U	0.51	5.1	r
106-46-7	1,4-Dichlorobenzene	5.1	U	0.51	5.1	r
527-84-4	2-Isopropyltoluene	5.1	U	0.51	5.1	r
104-51-8	n-Butylbenzene	5.1	U	0.51	5.1	r
95-50-1	1,2-Dichlorobenzene	5.1	U	0.51	5.1	r
96-12-8	1,2-Dibromo-3-Chloropropane	5.1	U	1.0	5.1	r
87-68-3	Hexachlorobutadiene	5.1	U	0.51	5.1	r
120-82-1	1,2,4-Trichlorobenzene	5.1	U	1.0	5.1	r
91-20-3	Naphthalene	5.1	U	1.0	5.1	r
87-61-6	1,2,3-Trichlorobenzene	5.1	U	1.0	5.1	r

FORM I VOA

r=Result Reported U=Not Detected D=Reported Dilution E/J=Estimated Value X=Not Used S=Lab Solvent

Quantitation Report (QT Reviewed)

Data Path : H:\V2017\CHEM14\07JUL\071117\
Data File : 0711_41.D
Acq On : 12 Jul 2017 12:50 am
Operator :
Client ID : BB-3/S-1
Lab ID : BY54992
ALS Vial : 1 Sample Multiplier: 1

Quant Time: Jul 12 12:56:57 2017
Quant Method : H:\V2017\CHEM14\Methods\VT-0710.M
Quant Title : VOA Standards for 5 point calibration
QLast Update : Mon Jul 10 20:08:07 2017
Response via : Initial Calibration

Compound	R.T.	QIon	Response	Conc	Units	Dev(Min)
Internal Standards						
1) Pentafluorobenzene	3.256	168	288534	50.000	ug/l	0.00
29) 1,4-Difluorobenzene	3.566	114	434921	50.000	ug/l	0.00
45) Chlorobenzene-d5	5.401	117	388052	50.000	ug/l	0.00
58) 1,4-Dichlorobenzene-d4	7.152	152	186131	50.000	ug/l	0.00
83) 1,4-Dioxane d8	3.990	96	6537	500.000	ug/l	0.00
System Monitoring Compounds						
27) % Dibromofluoromethane	3.021	192	25545	50.255	ug/l	0.00
Spiked Amount 50.000	Range 70 - 130		Recovery = 100.50%			
40) % Toluene-d8	4.373	98	530936	48.285	ug/l	0.00
Spiked Amount 50.000	Range 70 - 130		Recovery = 96.58%			
57) % Bromofluorobenzene	6.282	95	192978	49.351	ug/l	0.00
Spiked Amount 50.000	Range 70 - 130		Recovery = 98.70%			
59) % 1,2-dichlorobenzene-d4	7.498	152	159588	48.072	ug/l	0.00
Spiked Amount 50.000	Range 70 - 130		Recovery = 96.14%			
Target Compounds						Qvalue

(#)out of range (m)manual integration reviewed by analyst (+)signals summed

Quantitation Report (QT Reviewed)

Data Path : H:\V2017\CHEM14\07JUL\071117\
Data File : 0711_41.D
Acq On : 12 Jul 2017 12:50 am
Operator :
Client ID : BB-3/S-1
Lab ID : BY54992
ALS Vial : 1 Sample Multiplier: 1

Quant Time: Jul 12 12:56:57 2017
Quant Method : H:\V2017\CHEM14\Methods\VT-0710.M
Quant Title : VOA Standards for 5 point calibration
QLast Update : Mon Jul 10 20:08:07 2017
Response via : Initial Calibration

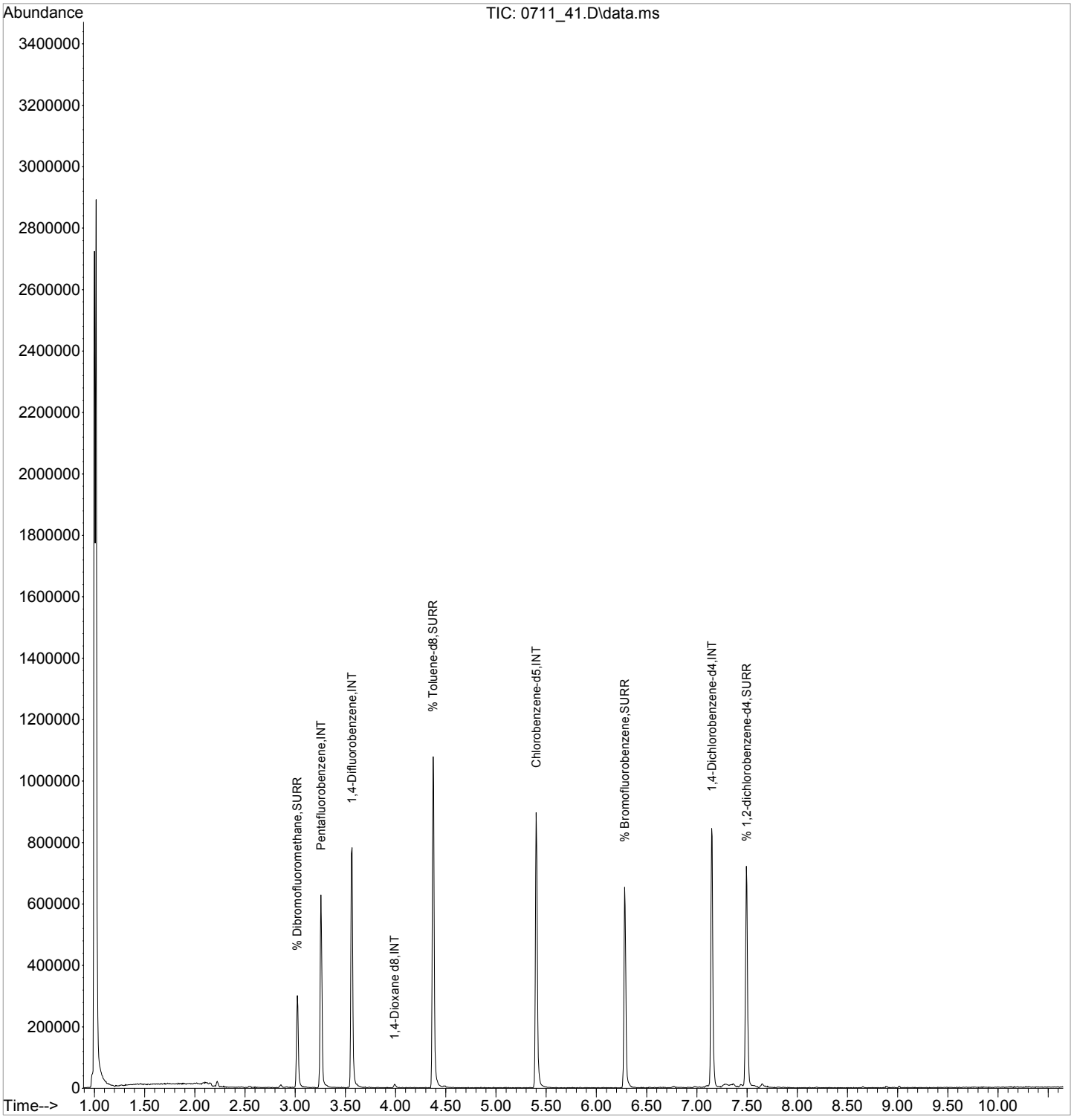

CLIENT ID

VOLATILE ORGANICS ANALYSIS DATA SHEET

DB-2/S-1

Client: NETC Lab: Phoenix Env. Labs

SDG No.: GBY54991 Lab Sample ID: BY54993

Sample wt/vol: 5.44 (g/mL) g Lab File ID: 0711_42.D

Level: (low/med/meth): Low Date Received: 07/07/17

% Moisture: 12 Date Analyzed: 07/12/17

Instrument: CHEM14 Column: rtx-vms Dilution Factor: 1

Purge Volume 5000 (uL) pH: n.a. Soil Aliquot Vol: 5000 (uL)

Matrix: (soil/water) Soil CONCENTRATION UNITS: (ug/L or ug/Kg) ug/Kg

CAS NO.	COMPOUND	CONC.	Q	MDL/LOD	RL/PQL	R
75-71-8	Dichlorodifluoromethane	5.2	U	0.52	5.2	r
74-87-3	Chloromethane	5.2	U	1.0	5.2	r
75-01-4	Vinyl Chloride	5.2	U	0.52	5.2	r
74-83-9	Bromomethane	5.2	U	2.1	5.2	r
75-00-3	Chloroethane	5.2	U	0.52	5.2	r
75-69-4	Trichlorofluoromethane	5.2	U	1.0	5.2	r
75-35-4	1,1-Dichloroethene	5.2	U	0.52	5.2	r
76-13-1	Trichlorotrifluoroethane	5.2	U	0.52	5.2	r
75-15-0	Carbon Disulfide	5.2	U	1.0	5.2	r
75-09-2	Methylene Chloride	5.2	U	5.2	5.2	r
67-64-1	Acetone	5.7	JS	5.2	26	r
156-60-5	Trans-1,2-Dichloroethene	5.2	U	0.52	5.2	r
1634-04-4	Methyl t-Butyl Ether (MTBE)	10	U	1.0	10	r
75-34-3	1,1-Dichloroethane	5.2	U	1.0	5.2	r
107-13-1	Acrylonitrile	10	U	1.0	10	r
156-59-2	Cis-1,2-Dichloroethene	5.2	U	0.52	5.2	r
594-20-7	2,2-Dichloropropane	5.2	U	0.52	5.2	r
74-97-5	Bromochloromethane	5.2	U	0.52	5.2	r
67-66-3	Chloroform	5.2	U	0.52	5.2	r
56-23-5	Carbon Tetrachloride	5.2	U	1.0	5.2	r
109-99-9	Tetrahydrofuran (THF)	10	U	2.6	10	r
71-55-6	1,1,1-Trichloroethane	5.2	U	0.52	5.2	r
78-93-3	Methyl Ethyl Ketone	31	U	5.2	31	r
563-58-6	1,1-Dichloropropene	5.2	U	0.52	5.2	r
71-43-2	Benzene	5.2	U	0.52	5.2	r
107-06-2	1,2-Dichloroethane	5.2	U	0.52	5.2	r
79-01-6	Trichloroethene	5.2	U	0.52	5.2	r
74-95-3	Dibromomethane	5.2	U	1.0	5.2	r
78-87-5	1,2-dichloropropane	5.2	U	1.0	5.2	r
75-27-4	Bromodichloromethane	5.2	U	1.0	5.2	r
10061-01-5	cis-1,3-Dichloropropene	5.2	U	0.52	5.2	r
108-88-3	Toluene	5.2	U	0.52	5.2	r
108-10-1	4-Methyl-2-Pentanone	26	U	5.2	26	r
127-18-4	Tetrachloroethene	5.2	U	1.0	5.2	r
10061-02-6	trans-1,3-Dichloropropene	5.2	U	0.52	5.2	r
79-00-5	1,1,2-Trichloroethane	5.2	U	1.0	5.2	r

FORM I VOA

r=Result Reported U=Not Detected D=Reported Dilution E/J=Estimated Value X=Not Used S=Lab Solvent

1

CLIENT ID

VOLATILE ORGANICS ANALYSIS DATA SHEET

DB-2/S-1

Client: NETC Lab: Phoenix Env. Labs

SDG No.: GBY54991 Lab Sample ID: BY54993

Sample wt/vol: 5.44 (g/mL) g Lab File ID: 0711_42.D

Level: (low/med/meth): Low Date Received: 07/07/17

% Moisture: 12 Date Analyzed: 07/12/17

Instrument: CHEM14 Column: rtx-vms Dilution Factor: 1

Purge Volume 5000 (uL) pH: n.a. Soil Aliquot Vol: 5000 (uL)

Matrix: (soil/water) Soil CONCENTRATION UNITS: (ug/L or ug/Kg) ug/Kg

CAS NO.	COMPOUND	CONC.	Q	MDL/LOD	RL/PQL	R
124-48-1	Dibromochloromethane	5.2	U	1.0	5.2	r
142-28-9	1,3-Dichloropropane	5.2	U	1.0	5.2	r
106-93-4	1,2-Dibromoethane	5.2	U	0.52	5.2	r
591-78-6	2-Hexanone	26	U	5.2	26	r
108-90-7	Chlorobenzene	5.2	U	0.52	5.2	r
100-41-4	Ethylbenzene	5.2	U	0.52	5.2	r
630-20-6	1,1,1,2-Tetrachloroethane	5.2	U	1.0	5.2	r
179601-23-1	m&p-Xylene	5.2	U	1.0	5.2	r
95-47-6	o-Xylene	5.2	U	1.0	5.2	r
100-42-5	Styrene	5.2	U	0.52	5.2	r
75-25-2	Bromoform	5.2	U	1.0	5.2	r
98-82-8	Isopropylbenzene	5.2	U	0.52	5.2	r
108-86-1	Bromobenzene	5.2	U	0.52	5.2	r
103-65-1	n-Propylbenzene	5.2	U	1.0	5.2	r
79-34-5	1,1,2,2-Tetrachloroethane	5.2	U	1.0	5.2	r
95-49-8	2-Chlorotoluene	5.2	U	1.0	5.2	r
108-67-8	1,3,5-Trimethylbenzene	5.2	U	0.52	5.2	r
96-18-4	1,2,3-Trichloropropane	5.2	U	0.52	5.2	r
110-57-6	trans-1,4-Dichloro-2-butene	10	U	2.6	10	r
106-43-4	4-Chlorotoluene	5.2	U	0.52	5.2	r
98-06-6	tert-Butylbenzene	5.2	U	0.52	5.2	r
95-63-6	1,2,4-Trimethylbenzene	5.2	U	0.52	5.2	r
135-98-8	sec-Butylbenzene	5.2	U	0.52	5.2	r
99-87-6	p-Isopropyltoluene	5.2	U	0.52	5.2	r
541-73-1	1,3-Dichlorobenzene	5.2	U	0.52	5.2	r
106-46-7	1,4-Dichlorobenzene	5.2	U	0.52	5.2	r
527-84-4	2-Isopropyltoluene	5.2	U	0.52	5.2	r
104-51-8	n-Butylbenzene	5.2	U	0.52	5.2	r
95-50-1	1,2-Dichlorobenzene	5.2	U	0.52	5.2	r
96-12-8	1,2-Dibromo-3-Chloropropane	5.2	U	1.0	5.2	r
87-68-3	Hexachlorobutadiene	5.2	U	0.52	5.2	r
120-82-1	1,2,4-Trichlorobenzene	5.2	U	1.0	5.2	r
91-20-3	Naphthalene	5.2	U	1.0	5.2	r
87-61-6	1,2,3-Trichlorobenzene	5.2	U	1.0	5.2	r

FORM I VOA

r=Result Reported U=Not Detected D=Reported Dilution E/J=Estimated Value X=Not Used S=Lab Solvent

Quantitation Report (QT Reviewed)

Data Path : H:\V2017\CHEM14\07JUL\071117\
Data File : 0711_42.D
Acq On : 12 Jul 2017 1:12 am
Operator :
Client ID : DB-2/S-1
Lab ID : BY54993
ALS Vial : 1 Sample Multiplier: 1

Quant Time: Jul 12 12:57:00 2017
Quant Method : H:\V2017\CHEM14\Methods\VT-0710.M
Quant Title : VOA Standards for 5 point calibration
QLast Update : Mon Jul 10 20:08:07 2017
Response via : Initial Calibration

Compound	R.T.	QIon	Response	Conc	Units	Dev(Min)
Internal Standards						
1) Pentafluorobenzene	3.257	168	315627	50.000	ug/l	0.00
29) 1,4-Difluorobenzene	3.566	114	460792	50.000	ug/l	0.00
45) Chlorobenzene-d5	5.401	117	414407	50.000	ug/l	0.00
58) 1,4-Dichlorobenzene-d4	7.152	152	204785	50.000	ug/l	0.00
83) 1,4-Dioxane d8	3.996	96	6990	500.000	ug/l	0.01
System Monitoring Compounds						
27) % Dibromofluoromethane	3.021	192	25941	46.653	ug/l	0.00
Spiked Amount 50.000	Range 70 - 130		Recovery = 93.30%			
40) % Toluene-d8	4.373	98	565969	48.581	ug/l	0.00
Spiked Amount 50.000	Range 70 - 130		Recovery = 97.16%			
57) % Bromofluorobenzene	6.282	95	212590	50.909	ug/l	0.00
Spiked Amount 50.000	Range 70 - 130		Recovery = 101.82%			
59) % 1,2-dichlorobenzene-d4	7.493	152	179295	49.088	ug/l	0.00
Spiked Amount 50.000	Range 70 - 130		Recovery = 98.18%			
Target Compounds						Qvalue
13) Acetone	2.156	43	7127	5.409	ug/l	97

(#)out of range (m)manual integration reviewed by analyst (+)signals summed

Quantitation Report (QT Reviewed)

Data Path : H:\V2017\CHEM14\07JUL\071117\
Data File : 0711_42.D
Acq On : 12 Jul 2017 1:12 am
Operator :
Client ID : DB-2/S-1
Lab ID : BY54993
ALS Vial : 1 Sample Multiplier: 1

Quant Time: Jul 12 12:57:00 2017
Quant Method : H:\V2017\CHEM14\Methods\VT-0710.M
Quant Title : VOA Standards for 5 point calibration
QLast Update : Mon Jul 10 20:08:07 2017
Response via : Initial Calibration



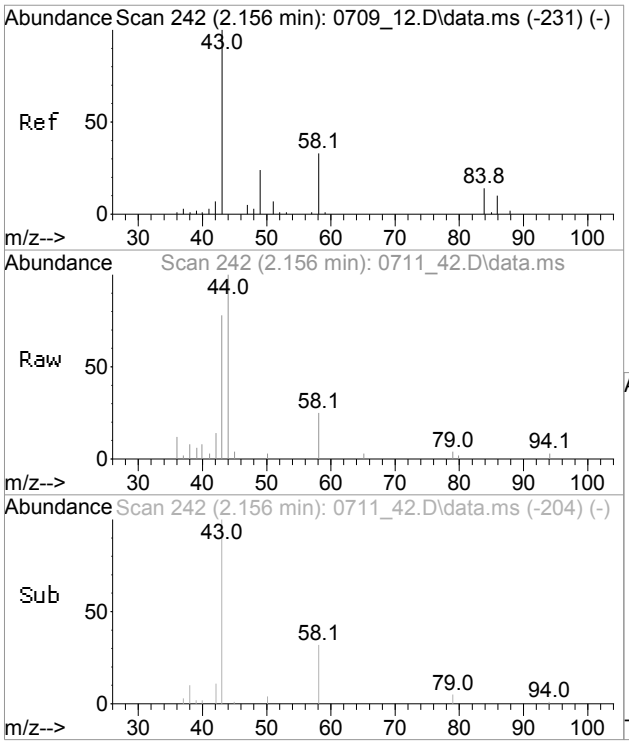

#13
Acetone
Concen: 5.41 ug/l
RT: 2.156 min Scan# 242
Delta R.T. -0.000 min
Lab File: 0711_42.D
Acq: 12 Jul 2017 1:12 am

Tgt Ion: 43 Resp: 7127

Ion	Ratio	Lower	Upper
43	100		
58	32.5	0.9	60.9

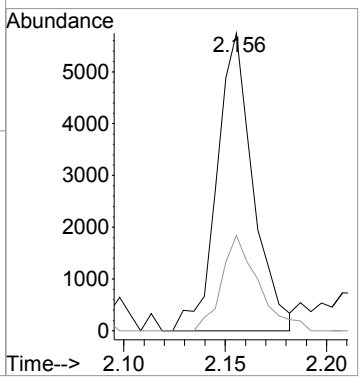

CLIENT ID

VOLATILE ORGANICS ANALYSIS DATA SHEET

DB-1/S-2

Client: NETC Lab: Phoenix Env. Labs

SDG No.: GBY54991 Lab Sample ID: BY54994

Sample wt/vol: 4.19 (g/mL) g Lab File ID: 0711_43.D

Level: (low/med/meth): Low Date Received: 07/07/17

% Moisture: 24 Date Analyzed: 07/12/17

Instrument: CHEM14 Column: rtx-vms Dilution Factor: 1

Purge Volume 5000 (uL) pH: n.a. Soil Aliquot Vol: 5000 (uL)

Matrix: (soil/water) Soil CONCENTRATION UNITS: (ug/L or ug/Kg) ug/Kg

CAS NO.	COMPOUND	CONC.	Q	MDL/LOD	RL/PQL	R
75-71-8	Dichlorodifluoromethane	7.8	U	0.78	7.8	r
74-87-3	Chloromethane	7.8	U	1.6	7.8	r
75-01-4	Vinyl Chloride	7.8	U	0.78	7.8	r
74-83-9	Bromomethane	7.8	U	3.1	7.8	r
75-00-3	Chloroethane	7.8	U	0.78	7.8	r
75-69-4	Trichlorofluoromethane	7.8	U	1.6	7.8	r
75-35-4	1,1-Dichloroethene	7.8	U	0.78	7.8	r
76-13-1	Trichlorotrifluoroethane	7.8	U	0.78	7.8	r
75-15-0	Carbon Disulfide	7.8	U	1.6	7.8	r
75-09-2	Methylene Chloride	7.8	U	7.8	7.8	r
67-64-1	Acetone	110	S	7.8	39	r
156-60-5	Trans-1,2-Dichloroethene	7.8	U	0.78	7.8	r
1634-04-4	Methyl t-Butyl Ether (MTBE)	16	U	1.6	16	r
75-34-3	1,1-Dichloroethane	7.8	U	1.6	7.8	r
107-13-1	Acrylonitrile	16	U	1.6	16	r
156-59-2	Cis-1,2-Dichloroethene	7.8	U	0.78	7.8	r
594-20-7	2,2-Dichloropropane	7.8	U	0.78	7.8	r
74-97-5	Bromochloromethane	7.8	U	0.78	7.8	r
67-66-3	Chloroform	7.8	U	0.78	7.8	r
56-23-5	Carbon Tetrachloride	7.8	U	1.6	7.8	r
109-99-9	Tetrahydrofuran (THF)	16	U	3.9	16	r
71-55-6	1,1,1-Trichloroethane	7.8	U	0.78	7.8	r
78-93-3	Methyl Ethyl Ketone	29	J	7.8	47	r
563-58-6	1,1-Dichloropropene	7.8	U	0.78	7.8	r
71-43-2	Benzene	7.8	U	0.78	7.8	r
107-06-2	1,2-Dichloroethane	7.8	U	0.78	7.8	r
79-01-6	Trichloroethene	7.8	U	0.78	7.8	r
74-95-3	Dibromomethane	7.8	U	1.6	7.8	r
78-87-5	1,2-dichloropropane	7.8	U	1.6	7.8	r
75-27-4	Bromodichloromethane	7.8	U	1.6	7.8	r
10061-01-5	cis-1,3-Dichloropropene	7.8	U	0.78	7.8	r
108-88-3	Toluene	7.8	U	0.78	7.8	r
108-10-1	4-Methyl-2-Pentanone	39	U	7.8	39	r
127-18-4	Tetrachloroethene	7.8	U	1.6	7.8	r
10061-02-6	trans-1,3-Dichloropropene	7.8	U	0.78	7.8	r
79-00-5	1,1,2-Trichloroethane	7.8	U	1.6	7.8	r

FORM I VOA

r=Result Reported U=Not Detected D=Reported Dilution E/J=Estimated Value X=Not Used S=Lab Solvent

CLIENT ID

VOLATILE ORGANICS ANALYSIS DATA SHEET

DB-1/S-2

Client: NETC Lab: Phoenix Env. Labs

SDG No.: GBY54991 Lab Sample ID: BY54994

Sample wt/vol: 4.19 (g/mL) g Lab File ID: 0711_43.D

Level: (low/med/meth): Low Date Received: 07/07/17

% Moisture: 24 Date Analyzed: 07/12/17

Instrument: CHEM14 Column: rtx-vms Dilution Factor: 1

Purge Volume 5000 (uL) pH: n.a. Soil Aliquot Vol: 5000 (uL)

Matrix: (soil/water) Soil CONCENTRATION UNITS: (ug/L or ug/Kg) ug/Kg

CAS NO.	COMPOUND	CONC.	Q	MDL/LOD	RL/PQL	R
124-48-1	Dibromochloromethane	7.8	U	1.6	7.8	r
142-28-9	1,3-Dichloropropane	7.8	U	1.6	7.8	r
106-93-4	1,2-Dibromoethane	7.8	U	0.78	7.8	r
591-78-6	2-Hexanone	39	U	7.8	39	r
108-90-7	Chlorobenzene	7.8	U	0.78	7.8	r
100-41-4	Ethylbenzene	7.8	U	0.78	7.8	r
630-20-6	1,1,1,2-Tetrachloroethane	7.8	U	1.6	7.8	r
179601-23-1	m&p-Xylene	7.8	U	1.6	7.8	r
95-47-6	o-Xylene	7.8	U	1.6	7.8	r
100-42-5	Styrene	7.8	U	0.78	7.8	r
75-25-2	Bromoform	7.8	U	1.6	7.8	r
98-82-8	Isopropylbenzene	7.8	U	0.78	7.8	r
108-86-1	Bromobenzene	7.8	U	0.78	7.8	r
103-65-1	n-Propylbenzene	7.8	U	1.6	7.8	r
79-34-5	1,1,2,2-Tetrachloroethane	7.8	U	1.6	7.8	r
95-49-8	2-Chlorotoluene	7.8	U	1.6	7.8	r
108-67-8	1,3,5-Trimethylbenzene	7.8	U	0.78	7.8	r
96-18-4	1,2,3-Trichloropropane	7.8	U	0.78	7.8	r
110-57-6	trans-1,4-Dichloro-2-butene	16	U	3.9	16	r
106-43-4	4-Chlorotoluene	7.8	U	0.78	7.8	r
98-06-6	tert-Butylbenzene	7.8	U	0.78	7.8	r
95-63-6	1,2,4-Trimethylbenzene	7.8	U	0.78	7.8	r
135-98-8	sec-Butylbenzene	7.8	U	0.78	7.8	r
99-87-6	p-Isopropyltoluene	7.8	U	0.78	7.8	r
541-73-1	1,3-Dichlorobenzene	7.8	U	0.78	7.8	r
106-46-7	1,4-Dichlorobenzene	7.8	U	0.78	7.8	r
527-84-4	2-Isopropyltoluene	2.8	J	0.78	7.8	r
104-51-8	n-Butylbenzene	7.8	U	0.78	7.8	r
95-50-1	1,2-Dichlorobenzene	7.8	U	0.78	7.8	r
96-12-8	1,2-Dibromo-3-Chloropropane	7.8	U	1.6	7.8	r
87-68-3	Hexachlorobutadiene	7.8	U	0.78	7.8	r
120-82-1	1,2,4-Trichlorobenzene	7.8	U	1.6	7.8	r
91-20-3	Naphthalene	7.8	U	1.6	7.8	r
87-61-6	1,2,3-Trichlorobenzene	7.8	U	1.6	7.8	r

FORM I VOA

r=Result Reported U=Not Detected D=Reported Dilution E/J=Estimated Value X=Not Used S=Lab Solvent

Quantitation Report (QT/LSC Reviewed)

Data Path : H:\V2017\CHEM14\07JUL\071117\
Data File : 0711_43.D
Acq On : 12 Jul 2017 1:34 am
Operator :
Client ID : DB-1/S-2
Lab ID : BY54994
ALS Vial : 1 Sample Multiplier: 1

Quant Time: Jul 12 13:00:00 2017
Quant Method : H:\V2017\CHEM14\Methods\VT-0710.M
Quant Title : VOA Standards for 5 point calibration
QLast Update : Mon Jul 10 20:08:07 2017
Response via : Initial Calibration

Compound	R.T.	QIon	Response	Conc	Units	Dev(Min)
Internal Standards						
1) Pentafluorobenzene	3.257	168	284954	50.000	ug/l	0.00
29) 1,4-Difluorobenzene	3.566	114	420940	50.000	ug/l	0.00
45) Chlorobenzene-d5	5.401	117	343252	50.000	ug/l	0.00
58) 1,4-Dichlorobenzene-d4	7.147	152	120776	50.000	ug/l	0.00
83) 1,4-Dioxane d8	3.996	96	3741	500.000	ug/l	0.01
System Monitoring Compounds						
27) % Dibromofluoromethane	3.021	192	25488	50.772	ug/l	0.00
Spiked Amount 50.000	Range 70 - 130		Recovery = 101.54%			
40) % Toluene-d8	4.373	98	501520	47.125	ug/l	0.00
Spiked Amount 50.000	Range 70 - 130		Recovery = 94.24%			
57) % Bromofluorobenzene	6.282	95	157921	45.657	ug/l	0.00
Spiked Amount 50.000	Range 70 - 130		Recovery = 91.32%			
59) % 1,2-dichlorobenzene-d4	7.493	152	105012	48.749	ug/l	0.00
Spiked Amount 50.000	Range 70 - 130		Recovery = 97.50%			
Target Compounds						Qvalue
13) Acetone	2.156	43	82291	69.181	ug/l	99
28) Methyl Ethyl Ketone	3.089	43	34341	18.796	ug/l	72
75) 2-Isopropyltoluene	7.231	119	19603	1.789	ug/l	95

(#)out of range (m)manual integration reviewed by analyst (+)signals summed

Quantitation Report (QT/LSC Reviewed)

Data Path : H:\V2017\CHEM14\07JUL\071117\
Data File : 0711_43.D
Acq On : 12 Jul 2017 1:34 am
Operator :
Client ID : DB-1/S-2
Lab ID : BY54994
ALS Vial : 1 Sample Multiplier: 1

Quant Time: Jul 12 13:00:00 2017
Quant Method : H:\V2017\CHEM14\Methods\VT-0710.M
Quant Title : VOA Standards for 5 point calibration
QLast Update : Mon Jul 10 20:08:07 2017
Response via : Initial Calibration



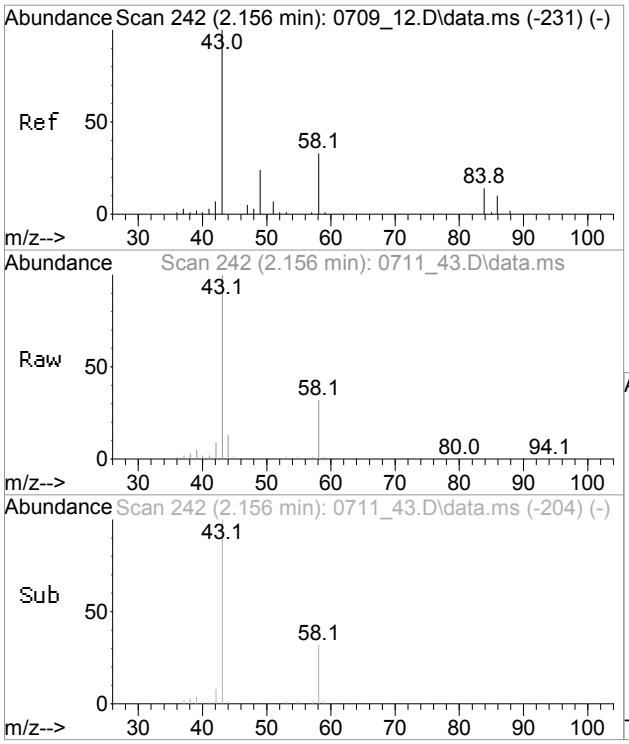

#13
Acetone
Concen: 69.18 ug/l
RT: 2.156 min Scan# 242
Delta R.T. -0.000 min
Lab File: 0711_43.D
Acq: 12 Jul 2017 1:34 am

Tgt Ion: 43 Resp: 82291

Ion	Ratio	Lower	Upper
43	100		
58	30.4	0.9	60.9

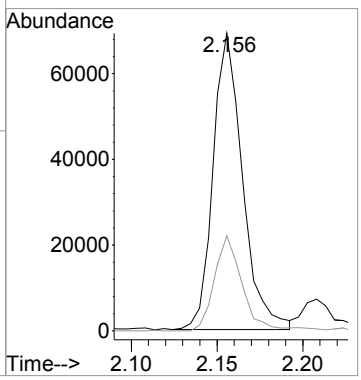

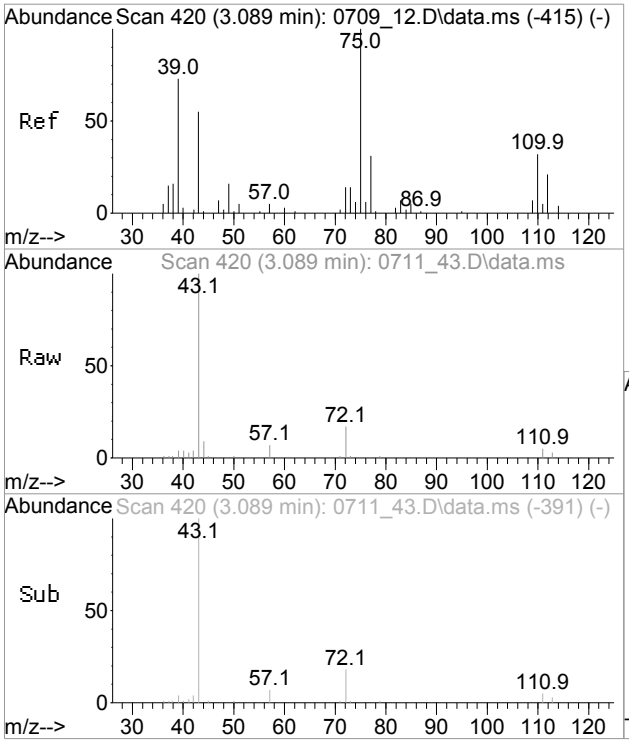

#28
Methyl Ethyl Ketone
Concen: 18.80 ug/l
RT: 3.089 min Scan# 420
Delta R.T. -0.000 min
Lab File: 0711_43.D
Acq: 12 Jul 2017 1:34 am

Tgt Ion: 43 Resp: 34341

Ion	Ratio	Lower	Upper
43	100		
72	20.1	6.9	66.9

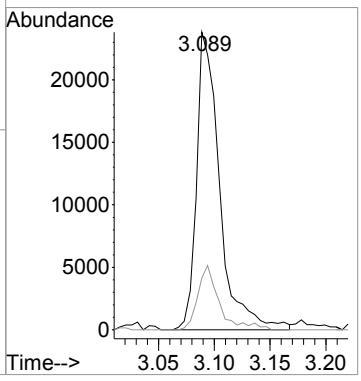

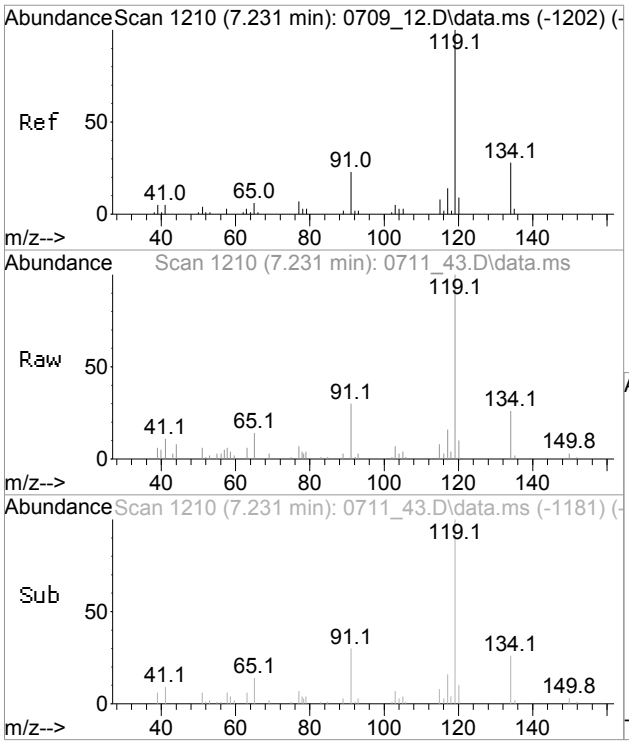

#75
2-Isopropyltoluene
Concen: 1.79 ug/l
RT: 7.231 min Scan# 1210
Delta R.T. -0.000 min
Lab File: 0711_43.D
Acq: 12 Jul 2017 1:34 am

Tgt Ion:119 Resp: 19603

Ion	Ratio	Lower	Upper
119	100		
134	27.0	0.0	58.4
91	27.2	0.0	53.1

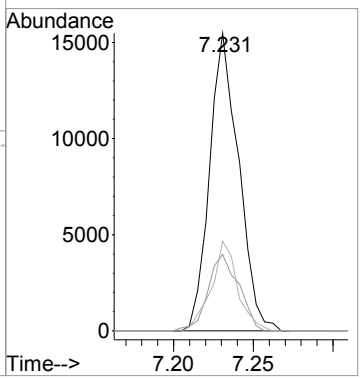

LSC Area Percent Report

Data Path : H:\V2017\CHEM14\07JUL\071117\
Data File : 0711_43.D
Acq On : 12 Jul 2017 1:34 am
Operator :
Client ID : DB-1/S-2
Lab ID : BY54994
ALS Vial : 1 Sample Multiplier: 1

Integration Parameters: rteint.p
Integrator: RTE
Smoothing : ON Filtering: 5
Sampling : 1 Min Area: 3 % of largest Peak
Start Thrs: 0.2 Max Peaks: 100
Stop Thrs : 0 Peak Location: TOP

If leading or trailing edge < 100 prefer < Baseline drop else tangent >
Peak separation: 5

Method : H:\V2017\CHEM14\Methods\VT-0710.M
Title : VOA Standards for 5 point calibration

Signal : TIC: 0711_43.D\data.ms

peak #	R.T. min	first scan	max scan	last scan	PK TY	peak height	corr. area	corr. % max.	% of total
1	0.997	18	21	23	rBV	11240087	10365749	93.83%	36.647%
2	1.018	23	25	49	rVB	11554874	11047281	100.00%	39.056%
3	2.156	238	242	249	rVB	108854	122449	1.11%	0.433%
4	3.021	401	407	416	rBV	296605	376843	3.41%	1.332%
5	3.257	446	452	464	rBV	625299	791380	7.16%	2.798%
6	3.561	504	510	529	rBV	746314	994523	9.00%	3.516%
7	4.373	660	665	684	rBV	1043396	1330676	12.05%	4.704%
8	5.401	855	861	876	rBV	793713	1051019	9.51%	3.716%
9	6.282	1023	1029	1040	rBV	504045	708760	6.42%	2.506%
10	6.439	1052	1059	1069	rVB2	78474	119880	1.09%	0.424%
11	7.147	1189	1194	1204	rVB	548247	723814	6.55%	2.559%
12	7.493	1253	1260	1273	rBV	467883	653318	5.91%	2.310%

Sum of corrected areas: 28285692

Data Path : H:\V2017\CHEM14\07JUL\071117\
Data File : 0711_43.D
Acq On : 12 Jul 2017 1:34 am
Operator :
Client ID : DB-1/S-2
Lab ID : BY54994
ALS Vial : 1 Sample Multiplier: 1

Quant Method : H:\V2017\CHEM14\Methods\VT-0710.M
Quant Title : VOA Standards for 5 point calibration

TIC Integration Parameters: LSCINT.P

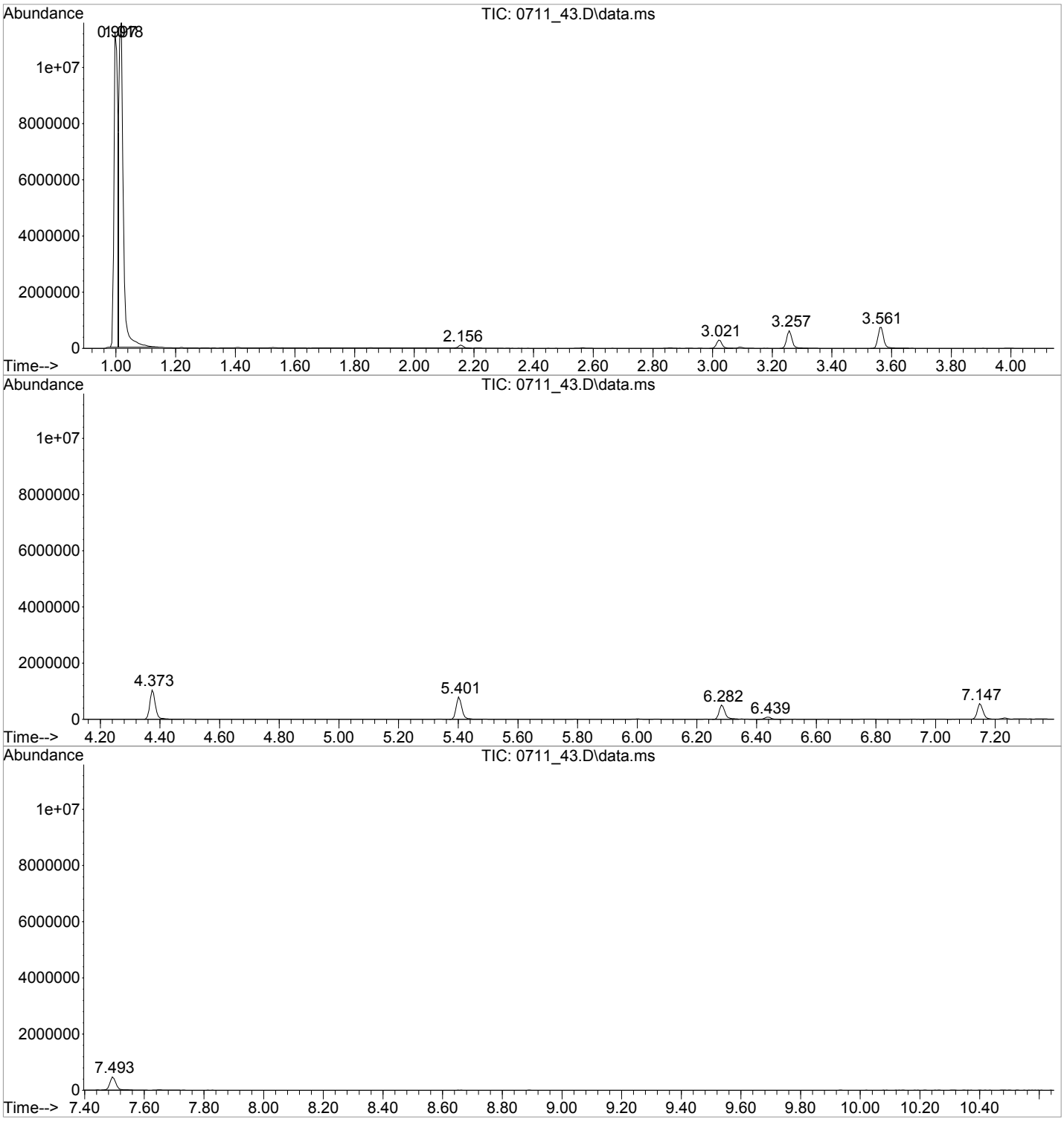

Library Search Compound Report

Data Path : H:\V2017\CHEM14\07JUL\071117\
Data File : 0711_43.D
Acq On : 12 Jul 2017 1:34 am
Operator :
Client ID : DB-1/S-2
Lab ID : BY54994
ALS Vial : 1 Sample Multiplier: 1

Quant Method : H:\V2017\CHEM14\Methods\VT-0710.M
Quant Title : VOA Standards for 5 point calibration

TIC Integration Parameters: LSCINT.P

****

Peak Number 1 Carbon dioxide Concentration Rank 2
TIC Library: C:\MSDCHEM\DataBase\NIST08.L

R.T.	EstConc	Area	Relative to ISTD	R.T.
0.997	654.92 ug/l	10365700	Pentafluorobenzene	3.257

Hit# of 5	Tentative ID	MW	MolForm	CAS#	Qual
1	Carbon dioxide	44	CO2	000124-38-9	4
2	Carbamic acid, monoammonium salt	78	CH6N2O2	001111-78-0	2
3	Ethylene oxide	44	C2H4O	000075-21-8	3
4	Nitrous Oxide	44	N2O	010024-97-2	2
5	l-Alanine ethylamide, (S)-	116	C5H12N2O	071773-95-0	1

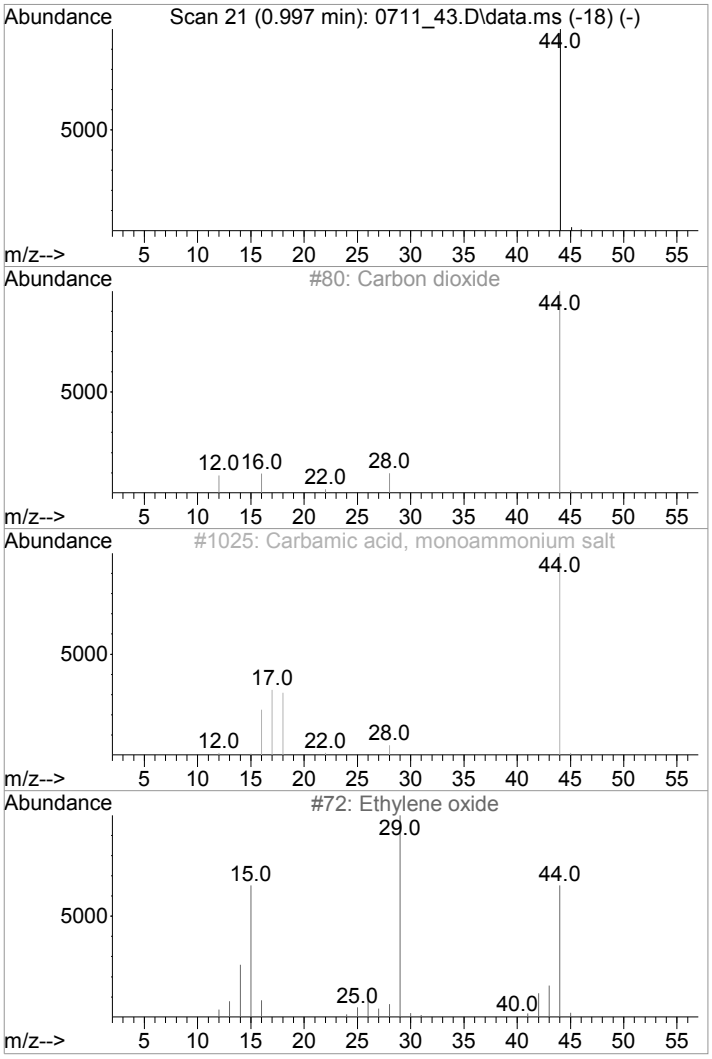

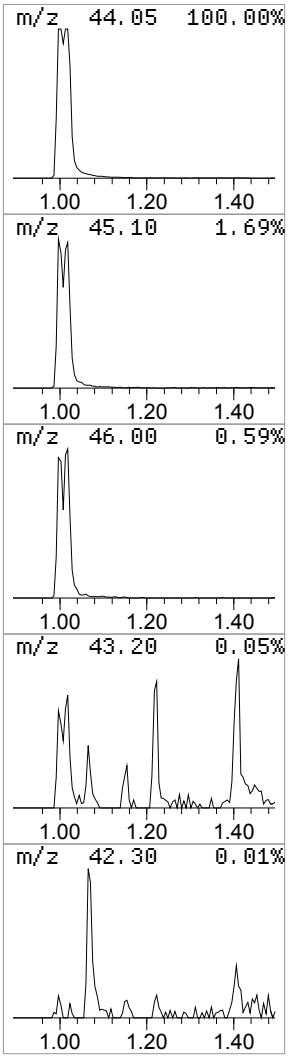

Data Path : H:\V2017\CHEM14\07JUL\071117\
Data File : 0711_43.D
Acq On : 12 Jul 2017 1:34 am
Operator :
Client ID : DB-1/S-2
Lab ID : BY54994
ALS Vial : 1 Sample Multiplier: 1

Quant Method : H:\V2017\CHEM14\Methods\VT-0710.M
Quant Title : VOA Standards for 5 point calibration

TIC Integration Parameters: LSCINT.P

****

Peak Number 2 d-Alanine Concentration Rank 1
TIC Library: C:\MSDCHEM\DataBase\NIST08.L

R.T.	EstConc	Area	Relative to ISTD	R.T.
1.018	697.98 ug/l	11047300	Pentafluorobenzene	3.257

Hit# of 5	Tentative ID	MW	MolForm	CAS#	Qual
1	d-Alanine	89	C3H7NO2	000338-69-2	2
2	Alanine	89	C3H7NO2	000056-41-7	2
3	Benzeneethanamine, 2-fluoro-.bet...	185	C9H12FNO2	103439-07-2	2
4	(2-Aziridinylethyl)amine	86	C4H10N2	004025-37-0	2
5	Ethylene oxide	44	C2H4O	000075-21-8	3

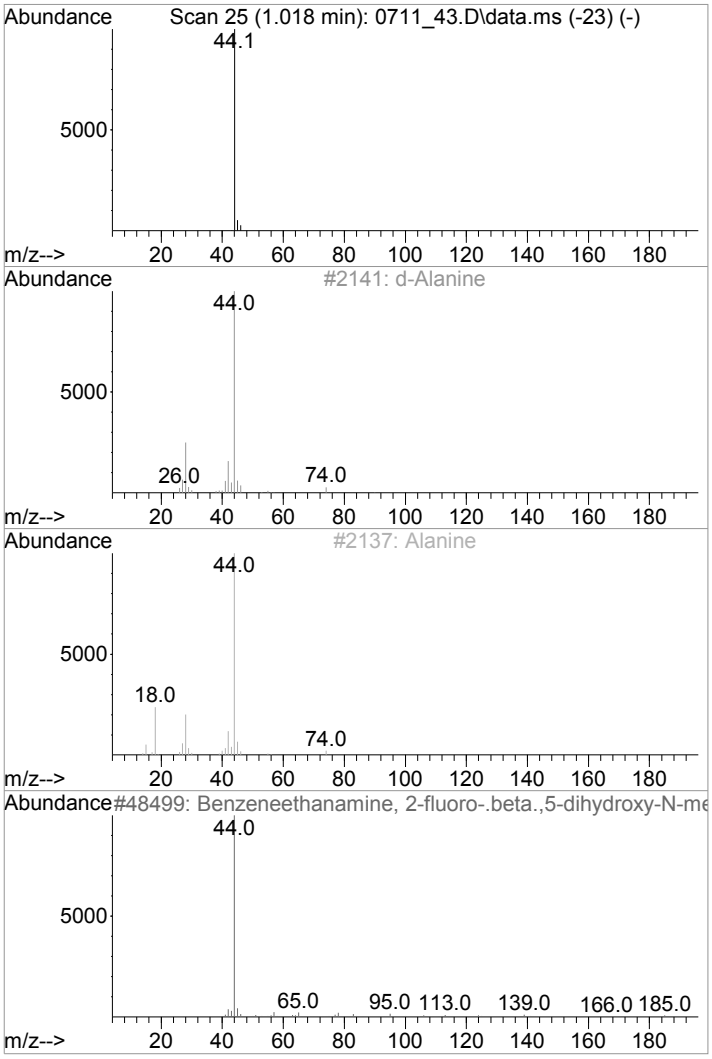

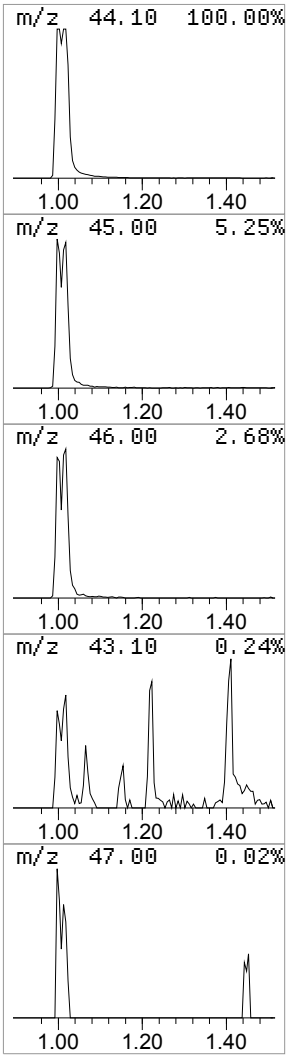

Data Path : H:\V2017\CHEM14\07JUL\071117\
Data File : 0711_43.D
Acq On : 12 Jul 2017 1:34 am
Operator :
Client ID : DB-1/S-2
Lab ID : BY54994
ALS Vial : 1 Sample Multiplier: 1

Quant Method : H:\V2017\CHEM14\Methods\VT-0710.M
Quant Title : VOA Standards for 5 point calibration

TIC Integration Parameters: LSCINT.P

****

Peak Number 3 Bicyclo[2.2.1]heptane, 2,2,... Concentration Rank 3
TIC Library: C:\MSDCHEM\DataBase\NIST08.L

R.T.	EstConc	Area	Relative to ISTD	R.T.
6.439	7.28 ug/l	105373	1,4-Dichlorobenzene-d4	7.147

Hit# of 5	Tentative ID	MW	MolForm	CAS#	Qual
1	Bicyclo[2.2.1]heptane, 2,2,3-tri...	138	C10H18	000473-19-8	64
2	3-Octyne, 7-methyl-	124	C9H16	037050-06-9	38
3	5-Octen-2-yn-4-ol	124	C8H12O	1000196-87-1	38
4	Bicyclo[3.1.1]heptane, 2,6,6-tri...	138	C10H18	006876-13-7	27
5	3-Nonyne	124	C9H16	020184-89-8	22

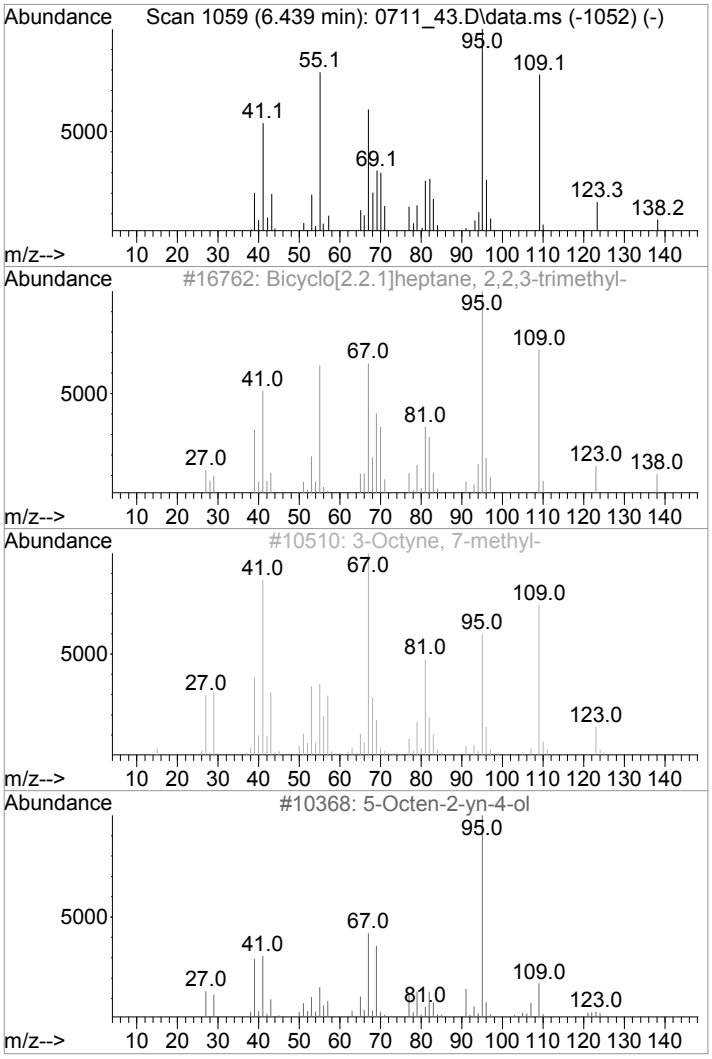

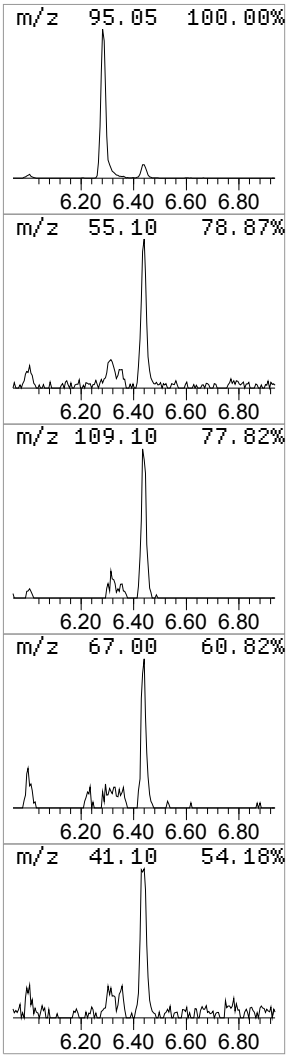

Tentatively Identified Compound (LSC) summary

Data Path : H:\V2017\CHEM14\07JUL\071117\
Data File : 0711_43.D
Acq On : 12 Jul 2017 1:34 am
Operator :
Client ID : DB-1/S-2
Lab ID : BY54994
ALS Vial : 1 Sample Multiplier: 1

Quant Method : H:\V2017\CHEM14\Methods\VT-0710.M
Quant Title : VOA Standards for 5 point calibration

TIC Integration Parameters: LSCINT.P

					Internal Standard			
TIC Top Hit name	RT	EstConc	Units	Response	#	RT	Resp	Conc
Carbon dioxide	0.997	654.9	ug/l	10365700	1	3.257	791380	50.0
d-Alanine	1.018	698.0	ug/l	11047300	1	3.257	791380	50.0
Bicyclo[2.2.1]h...	6.439	7.3	ug/l	105373	4	7.147	723814	50.0

CLIENT ID

VOLATILE ORGANICS ANALYSIS DATA SHEET

Client:	NETC		Lab:	Phoenix Env. Labs	USB-1/S-1
SDG No.:	GBY54991			Lab Sample ID:	BY54995
Sample wt/vol:	4.21 (g/mL) g			Lab File ID:	0711_44.D
Level: (low/med/meth):	Low			Date Received:	07/07/17
% Moisture:	15			Date Analyzed:	07/12/17
Instrument:	CHEM14	Column: rtx-vms		Dilution Factor:	1
Purge Volume	5000 (uL)	pH: n.a.		Soil Aliquot Vol:	5000 (uL)
Matrix: (soil/water)	Soil			CONCENTRATION UNITS: (ug/L or ug/Kg)	ug/Kg

CAS NO.	COMPOUND	CONC.	Q	MDL/LOD	RL/PQL	R
75-71-8	Dichlorodifluoromethane	7.0	U	0.70	7.0	r
74-87-3	Chloromethane	7.0	U	1.4	7.0	r
75-01-4	Vinyl Chloride	7.0	U	0.70	7.0	r
74-83-9	Bromomethane	7.0	U	2.8	7.0	r
75-00-3	Chloroethane	7.0	U	0.70	7.0	r
75-69-4	Trichlorofluoromethane	7.0	U	1.4	7.0	r
75-35-4	1,1-Dichloroethene	7.0	U	0.70	7.0	r
76-13-1	Trichlorotrifluoroethane	7.0	U	0.70	7.0	r
75-15-0	Carbon Disulfide	7.0	U	1.4	7.0	r
75-09-2	Methylene Chloride	7.0	U	7.0	7.0	r
67-64-1	Acetone	38	S	7.0	35	r
156-60-5	Trans-1,2-Dichloroethene	7.0	U	0.70	7.0	r
1634-04-4	Methyl t-Butyl Ether (MTBE)	14	U	1.4	14	r
75-34-3	1,1-Dichloroethane	7.0	U	1.4	7.0	r
107-13-1	Acrylonitrile	14	U	1.4	14	r
156-59-2	Cis-1,2-Dichloroethene	7.0	U	0.70	7.0	r
594-20-7	2,2-Dichloropropane	7.0	U	0.70	7.0	r
74-97-5	Bromochloromethane	7.0	U	0.70	7.0	r
67-66-3	Chloroform	7.0	U	0.70	7.0	r
56-23-5	Carbon Tetrachloride	7.0	U	1.4	7.0	r
109-99-9	Tetrahydrofuran (THF)	14	U	3.5	14	r
71-55-6	1,1,1-Trichloroethane	7.0	U	0.70	7.0	r
78-93-3	Methyl Ethyl Ketone	42	U	7.0	42	r
563-58-6	1,1-Dichloropropene	7.0	U	0.70	7.0	r
71-43-2	Benzene	7.0	U	0.70	7.0	r
107-06-2	1,2-Dichloroethane	7.0	U	0.70	7.0	r
79-01-6	Trichloroethene	7.0	U	0.70	7.0	r
74-95-3	Dibromomethane	7.0	U	1.4	7.0	r
78-87-5	1,2-dichloropropane	7.0	U	1.4	7.0	r
75-27-4	Bromodichloromethane	7.0	U	1.4	7.0	r
10061-01-5	cis-1,3-Dichloropropene	7.0	U	0.70	7.0	r
108-88-3	Toluene	7.0	U	0.70	7.0	r
108-10-1	4-Methyl-2-Pentanone	35	U	7.0	35	r
127-18-4	Tetrachloroethene	7.0	U	1.4	7.0	r
10061-02-6	trans-1,3-Dichloropropene	7.0	U	0.70	7.0	r
79-00-5	1,1,2-Trichloroethane	7.0	U	1.4	7.0	r

FORM I VOA

r=Result Reported U=Not Detected D=Reported Dilution E/J=Estimated Value X=Not Used S=Lab Solvent

1

CLIENT ID

VOLATILE ORGANICS ANALYSIS DATA SHEET

Client:	NETC		Lab:	Phoenix Env. Labs	USB-1/S-1
SDG No.:	GBY54991			Lab Sample ID:	BY54995
Sample wt/vol:	4.21 (g/mL) g			Lab File ID:	0711_44.D
Level: (low/med/meth):	Low			Date Received:	07/07/17
% Moisture:	15			Date Analyzed:	07/12/17
Instrument:	CHEM14	Column: rtx-vms		Dilution Factor:	1
Purge Volume	5000 (uL)	pH: n.a.		Soil Aliquot Vol:	5000 (uL)
Matrix: (soil/water)	Soil			CONCENTRATION UNITS: (ug/L or ug/Kg)	ug/Kg

CAS NO.	COMPOUND	CONC.	Q	MDL/LOD	RL/PQL	R
124-48-1	Dibromochloromethane	7.0	U	1.4	7.0	r
142-28-9	1,3-Dichloropropane	7.0	U	1.4	7.0	r
106-93-4	1,2-Dibromoethane	7.0	U	0.70	7.0	r
591-78-6	2-Hexanone	35	U	7.0	35	r
108-90-7	Chlorobenzene	7.0	U	0.70	7.0	r
100-41-4	Ethylbenzene	7.0	U	0.70	7.0	r
630-20-6	1,1,1,2-Tetrachloroethane	7.0	U	1.4	7.0	r
179601-23-1	m&p-Xylene	7.0	U	1.4	7.0	r
95-47-6	o-Xylene	7.0	U	1.4	7.0	r
100-42-5	Styrene	7.0	U	0.70	7.0	r
75-25-2	Bromoform	7.0	U	1.4	7.0	r
98-82-8	Isopropylbenzene	7.0	U	0.70	7.0	r
108-86-1	Bromobenzene	7.0	U	0.70	7.0	r
103-65-1	n-Propylbenzene	7.0	U	1.4	7.0	r
79-34-5	1,1,2,2-Tetrachloroethane	7.0	U	1.4	7.0	r
95-49-8	2-Chlorotoluene	7.0	U	1.4	7.0	r
108-67-8	1,3,5-Trimethylbenzene	7.0	U	0.70	7.0	r
96-18-4	1,2,3-Trichloropropane	7.0	U	0.70	7.0	r
110-57-6	trans-1,4-Dichloro-2-butene	14	U	3.5	14	r
106-43-4	4-Chlorotoluene	7.0	U	0.70	7.0	r
98-06-6	tert-Butylbenzene	7.0	U	0.70	7.0	r
95-63-6	1,2,4-Trimethylbenzene	7.0	U	0.70	7.0	r
135-98-8	sec-Butylbenzene	7.0	U	0.70	7.0	r
99-87-6	p-Isopropyltoluene	7.0	U	0.70	7.0	r
541-73-1	1,3-Dichlorobenzene	7.0	U	0.70	7.0	r
106-46-7	1,4-Dichlorobenzene	7.0	U	0.70	7.0	r
527-84-4	2-Isopropyltoluene	7.0	U	0.70	7.0	r
104-51-8	n-Butylbenzene	7.0	U	0.70	7.0	r
95-50-1	1,2-Dichlorobenzene	7.0	U	0.70	7.0	r
96-12-8	1,2-Dibromo-3-Chloropropane	7.0	U	1.4	7.0	r
87-68-3	Hexachlorobutadiene	7.0	U	0.70	7.0	r
120-82-1	1,2,4-Trichlorobenzene	7.0	U	1.4	7.0	r
91-20-3	Naphthalene	7.0	U	1.4	7.0	r
87-61-6	1,2,3-Trichlorobenzene	7.0	U	1.4	7.0	r

FORM I VOA

r=Result Reported U=Not Detected D=Reported Dilution E/J=Estimated Value X=Not Used S=Lab Solvent

Quantitation Report (QT Reviewed)

Data Path : H:\V2017\CHEM14\07JUL\071117\
Data File : 0711_44.D
Acq On : 12 Jul 2017 1:56 am
Operator :
Client ID : USB-1/S-1
Lab ID : BY54995
ALS Vial : 1 Sample Multiplier: 1

Quant Time: Jul 12 12:57:06 2017
Quant Method : H:\V2017\CHEM14\Methods\VT-0710.M
Quant Title : VOA Standards for 5 point calibration
QLast Update : Mon Jul 10 20:08:07 2017
Response via : Initial Calibration

Compound	R.T.	QIon	Response	Conc	Units	Dev(Min)
Internal Standards						
1) Pentafluorobenzene	3.257	168	287973	50.000	ug/l	0.00
29) 1,4-Difluorobenzene	3.566	114	415046	50.000	ug/l	0.00
45) Chlorobenzene-d5	5.401	117	337234	50.000	ug/l	0.00
58) 1,4-Dichlorobenzene-d4	7.152	152	123647	50.000	ug/l	0.00
83) 1,4-Dioxane d8	3.991	96	6059	500.000	ug/l	0.00
System Monitoring Compounds						
27) % Dibromofluoromethane	3.021	192	24501	48.295	ug/l	0.00
Spiked Amount 50.000	Range 70 - 130		Recovery = 96.58%			
40) % Toluene-d8	4.373	98	503253	47.959	ug/l	0.00
Spiked Amount 50.000	Range 70 - 130		Recovery = 95.92%			
57) % Bromofluorobenzene	6.282	95	151619	44.617	ug/l	0.00
Spiked Amount 50.000	Range 70 - 130		Recovery = 89.24%			
59) % 1,2-dichlorobenzene-d4	7.493	152	120192	54.501	ug/l	0.00
Spiked Amount 50.000	Range 70 - 130		Recovery = 109.00%			
Target Compounds						Qvalue
13) Acetone	2.156	43	32862	27.337	ug/l	100
15) Methylacetate	2.208	43	13611	4.417	ug/l	81

(#)out of range (m)manual integration reviewed by analyst (+)signals summed

Quantitation Report (QT Reviewed)

Data Path : H:\V2017\CHEM14\07JUL\071117\
Data File : 0711_44.D
Acq On : 12 Jul 2017 1:56 am
Operator :
Client ID : USB-1/S-1
Lab ID : BY54995
ALS Vial : 1 Sample Multiplier: 1

Quant Time: Jul 12 12:57:06 2017
Quant Method : H:\V2017\CHEM14\Methods\VT-0710.M
Quant Title : VOA Standards for 5 point calibration
QLast Update : Mon Jul 10 20:08:07 2017
Response via : Initial Calibration

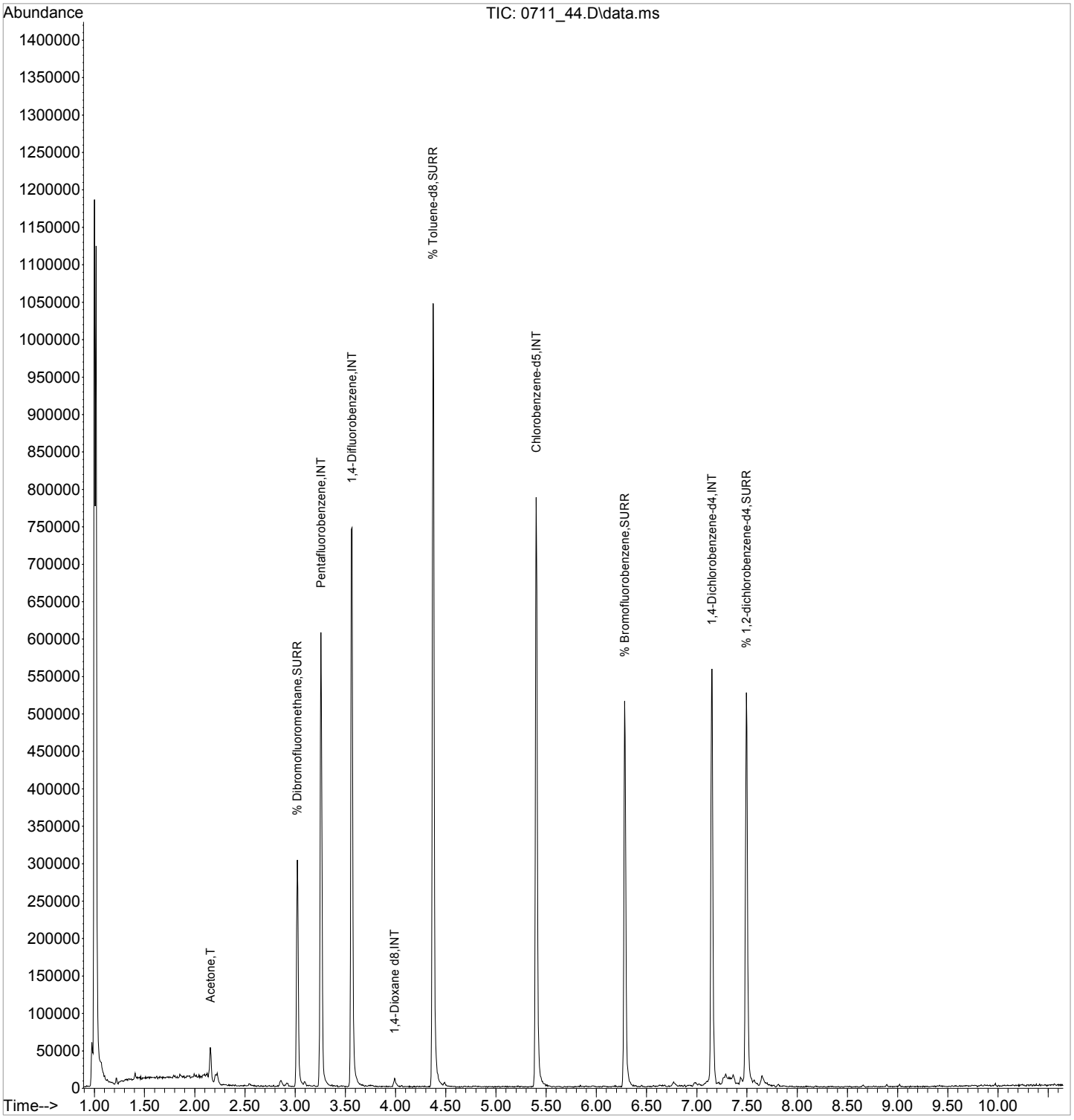

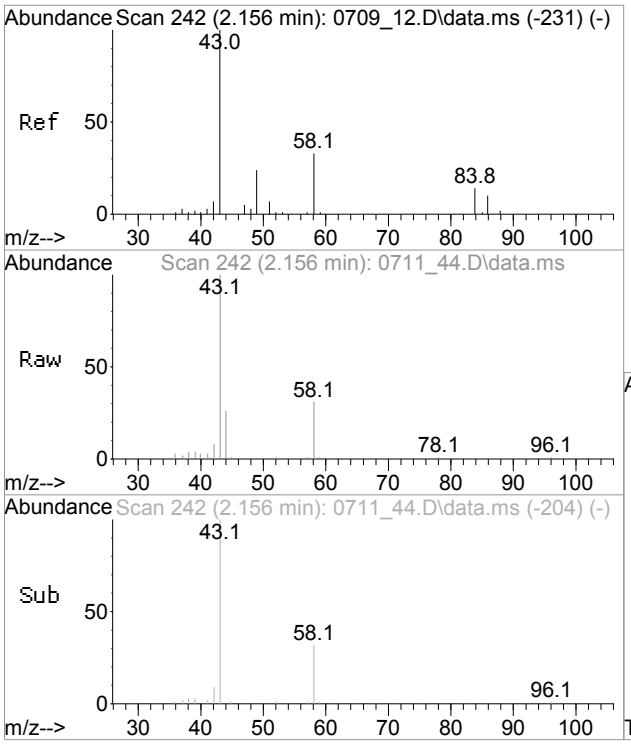

#13
Acetone
Concen: 27.34 ug/l
RT: 2.156 min Scan# 242
Delta R.T. -0.000 min
Lab File: 0711_44.D
Acq: 12 Jul 2017 1:56 am

Tgt Ion: 43 Resp: 32862

Ion	Ratio	Lower	Upper
43	100		
58	30.9	0.9	60.9

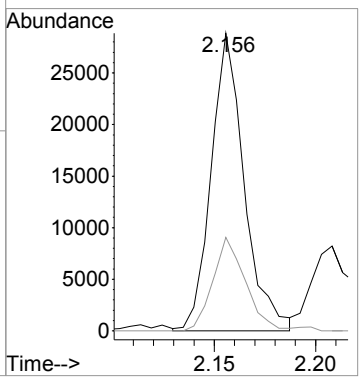

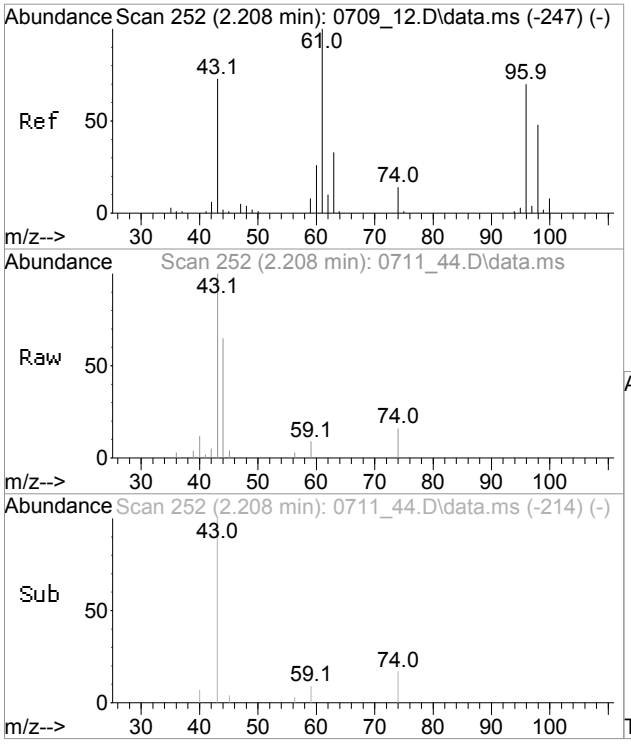

#15
Methylacetate
Concen: 4.42 ug/l
RT: 2.208 min Scan# 252
Delta R.T. -0.000 min
Lab File: 0711_44.D
Acq: 12 Jul 2017 1:56 am

Tgt Ion: 43 Resp: 13611

Ion	Ratio	Lower	Upper
43	100		
74	10.2	0.0	46.7
59	4.7	0.0	44.5

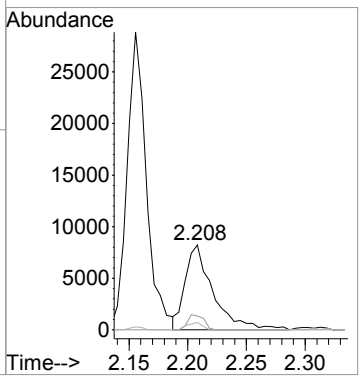

CLIENT ID

VOLATILE ORGANICS ANALYSIS DATA SHEET

USB-1/S-3

Client: NETC Lab: Phoenix Env. Labs

SDG No.: GBY54991 Lab Sample ID: BY54996

Sample wt/vol: 5.02 (g/mL) g Lab File ID: 0711_45.D

Level: (low/med/meth): Low Date Received: 07/07/17

% Moisture: 20 Date Analyzed: 07/12/17

Instrument: CHEM14 Column: rtx-vms Dilution Factor: 1

Purge Volume 5000 (uL) pH: n.a. Soil Aliquot Vol: 5000 (uL)

Matrix: (soil/water) Soil CONCENTRATION UNITS: (ug/L or ug/Kg) ug/Kg

CAS NO.	COMPOUND	CONC.	Q	MDL/LOD	RL/PQL	R
75-71-8	Dichlorodifluoromethane	6.3	U	0.63	6.3	r
74-87-3	Chloromethane	6.3	U	1.3	6.3	r
75-01-4	Vinyl Chloride	6.3	U	0.63	6.3	r
74-83-9	Bromomethane	6.3	U	2.5	6.3	r
75-00-3	Chloroethane	6.3	U	0.63	6.3	r
75-69-4	Trichlorofluoromethane	6.3	U	1.3	6.3	r
75-35-4	1,1-Dichloroethene	6.3	U	0.63	6.3	r
76-13-1	Trichlorotrifluoroethane	6.3	U	0.63	6.3	r
75-15-0	Carbon Disulfide	1.4	J	1.3	6.3	r
75-09-2	Methylene Chloride	6.3	U	6.3	6.3	r
67-64-1	Acetone	15	JS	6.3	31	r
156-60-5	Trans-1,2-Dichloroethene	6.3	U	0.63	6.3	r
1634-04-4	Methyl t-Butyl Ether (MTBE)	13	U	1.3	13	r
75-34-3	1,1-Dichloroethane	6.3	U	1.3	6.3	r
107-13-1	Acrylonitrile	13	U	1.3	13	r
156-59-2	Cis-1,2-Dichloroethene	6.3	U	0.63	6.3	r
594-20-7	2,2-Dichloropropane	6.3	U	0.63	6.3	r
74-97-5	Bromochloromethane	6.3	U	0.63	6.3	r
67-66-3	Chloroform	6.3	U	0.63	6.3	r
56-23-5	Carbon Tetrachloride	6.3	U	1.3	6.3	r
109-99-9	Tetrahydrofuran (THF)	13	U	3.1	13	r
71-55-6	1,1,1-Trichloroethane	6.3	U	0.63	6.3	r
78-93-3	Methyl Ethyl Ketone	38	U	6.3	38	r
563-58-6	1,1-Dichloropropene	6.3	U	0.63	6.3	r
71-43-2	Benzene	6.3	U	0.63	6.3	r
107-06-2	1,2-Dichloroethane	6.3	U	0.63	6.3	r
79-01-6	Trichloroethene	6.3	U	0.63	6.3	r
74-95-3	Dibromomethane	6.3	U	1.3	6.3	r
78-87-5	1,2-dichloropropane	6.3	U	1.3	6.3	r
75-27-4	Bromodichloromethane	6.3	U	1.3	6.3	r
10061-01-5	cis-1,3-Dichloropropene	6.3	U	0.63	6.3	r
108-88-3	Toluene	6.3	U	0.63	6.3	r
108-10-1	4-Methyl-2-Pentanone	31	U	6.3	31	r
127-18-4	Tetrachloroethene	6.3	U	1.3	6.3	r
10061-02-6	trans-1,3-Dichloropropene	6.3	U	0.63	6.3	r
79-00-5	1,1,2-Trichloroethane	6.3	U	1.3	6.3	r

FORM I VOA

r=Result Reported U=Not Detected D=Reported Dilution E/J=Estimated Value X=Not Used S=Lab Solvent

CLIENT ID

VOLATILE ORGANICS ANALYSIS DATA SHEET

USB-1/S-3

Client: NETC Lab: Phoenix Env. Labs

SDG No.: GBY54991 Lab Sample ID: BY54996

Sample wt/vol: 5.02 (g/mL) g Lab File ID: 0711_45.D

Level: (low/med/meth): Low Date Received: 07/07/17

% Moisture: 20 Date Analyzed: 07/12/17

Instrument: CHEM14 Column: rtx-vms Dilution Factor: 1

Purge Volume 5000 (uL) pH: n.a. Soil Aliquot Vol: 5000 (uL)

Matrix: (soil/water) Soil CONCENTRATION UNITS: (ug/L or ug/Kg) ug/Kg

CAS NO.	COMPOUND	CONC.	Q	MDL/LOD	RL/PQL	R
124-48-1	Dibromochloromethane	6.3	U	1.3	6.3	r
142-28-9	1,3-Dichloropropane	6.3	U	1.3	6.3	r
106-93-4	1,2-Dibromoethane	6.3	U	0.63	6.3	r
591-78-6	2-Hexanone	31	U	6.3	31	r
108-90-7	Chlorobenzene	6.3	U	0.63	6.3	r
100-41-4	Ethylbenzene	6.3	U	0.63	6.3	r
630-20-6	1,1,1,2-Tetrachloroethane	6.3	U	1.3	6.3	r
179601-23-1	m&p-Xylene	6.3	U	1.3	6.3	r
95-47-6	o-Xylene	6.3	U	1.3	6.3	r
100-42-5	Styrene	6.3	U	0.63	6.3	r
75-25-2	Bromoform	6.3	U	1.3	6.3	r
98-82-8	Isopropylbenzene	6.3	U	0.63	6.3	r
108-86-1	Bromobenzene	6.3	U	0.63	6.3	r
103-65-1	n-Propylbenzene	6.3	U	1.3	6.3	r
79-34-5	1,1,2,2-Tetrachloroethane	6.3	U	1.3	6.3	r
95-49-8	2-Chlorotoluene	6.3	U	1.3	6.3	r
108-67-8	1,3,5-Trimethylbenzene	6.3	U	0.63	6.3	r
96-18-4	1,2,3-Trichloropropane	6.3	U	0.63	6.3	r
110-57-6	trans-1,4-Dichloro-2-butene	13	U	3.1	13	r
106-43-4	4-Chlorotoluene	6.3	U	0.63	6.3	r
98-06-6	tert-Butylbenzene	6.3	U	0.63	6.3	r
95-63-6	1,2,4-Trimethylbenzene	6.3	U	0.63	6.3	r
135-98-8	sec-Butylbenzene	6.3	U	0.63	6.3	r
99-87-6	p-Isopropyltoluene	6.3	U	0.63	6.3	r
541-73-1	1,3-Dichlorobenzene	6.3	U	0.63	6.3	r
106-46-7	1,4-Dichlorobenzene	6.3	U	0.63	6.3	r
527-84-4	2-Isopropyltoluene	6.3	U	0.63	6.3	r
104-51-8	n-Butylbenzene	6.3	U	0.63	6.3	r
95-50-1	1,2-Dichlorobenzene	6.3	U	0.63	6.3	r
96-12-8	1,2-Dibromo-3-Chloropropane	6.3	U	1.3	6.3	r
87-68-3	Hexachlorobutadiene	6.3	U	0.63	6.3	r
120-82-1	1,2,4-Trichlorobenzene	6.3	U	1.3	6.3	r
91-20-3	Naphthalene	6.3	U	1.3	6.3	r
87-61-6	1,2,3-Trichlorobenzene	6.3	U	1.3	6.3	r

FORM I VOA

r=Result Reported U=Not Detected D=Reported Dilution E/J=Estimated Value X=Not Used S=Lab Solvent

Quantitation Report (QT Reviewed)

Data Path : H:\V2017\CHEM14\07JUL\071117\
Data File : 0711_45.D
Acq On : 12 Jul 2017 2:19 am
Operator :
Client ID : USB-1/S-3
Lab ID : BY54996
ALS Vial : 1 Sample Multiplier: 1

Quant Time: Jul 12 12:57:09 2017
Quant Method : H:\V2017\CHEM14\Methods\VT-0710.M
Quant Title : VOA Standards for 5 point calibration
QLast Update : Mon Jul 10 20:08:07 2017
Response via : Initial Calibration

Compound	R.T.	QIon	Response	Conc	Units	Dev(Min)
Internal Standards						
1) Pentafluorobenzene	3.257	168	318815	50.000	ug/l	0.00
29) 1,4-Difluorobenzene	3.566	114	463709	50.000	ug/l	0.00
45) Chlorobenzene-d5	5.401	117	421428	50.000	ug/l	0.00
58) 1,4-Dichlorobenzene-d4	7.147	152	205189	50.000	ug/l	0.00
83) 1,4-Dioxane d8	3.991	96	5532	500.000	ug/l	0.00
System Monitoring Compounds						
27) % Dibromofluoromethane	3.026	192	27065	48.188	ug/l	0.00
Spiked Amount 50.000	Range 70 - 130		Recovery = 96.38%			
40) % Toluene-d8	4.373	98	563477	48.063	ug/l	0.00
Spiked Amount 50.000	Range 70 - 130		Recovery = 96.12%			
57) % Bromofluorobenzene	6.282	95	208030	48.987	ug/l	0.00
Spiked Amount 50.000	Range 70 - 130		Recovery = 97.98%			
59) % 1,2-dichlorobenzene-d4	7.493	152	177478	48.495	ug/l	0.00
Spiked Amount 50.000	Range 70 - 130		Recovery = 97.00%			
Target Compounds						Qvalue
10) Carbon Disulfide	1.857	76	12984	1.157	ug/l	91
13) Acetone	2.156	43	16010	12.030	ug/l	96

(#)out of range (m)manual integration reviewed by analyst (+)signals summed

Quantitation Report (QT Reviewed)

Data Path : H:\V2017\CHEM14\07JUL\071117\
Data File : 0711_45.D
Acq On : 12 Jul 2017 2:19 am
Operator :
Client ID : USB-1/S-3
Lab ID : BY54996
ALS Vial : 1 Sample Multiplier: 1

Quant Time: Jul 12 12:57:09 2017
Quant Method : H:\V2017\CHEM14\Methods\VT-0710.M
Quant Title : VOA Standards for 5 point calibration
QLast Update : Mon Jul 10 20:08:07 2017
Response via : Initial Calibration



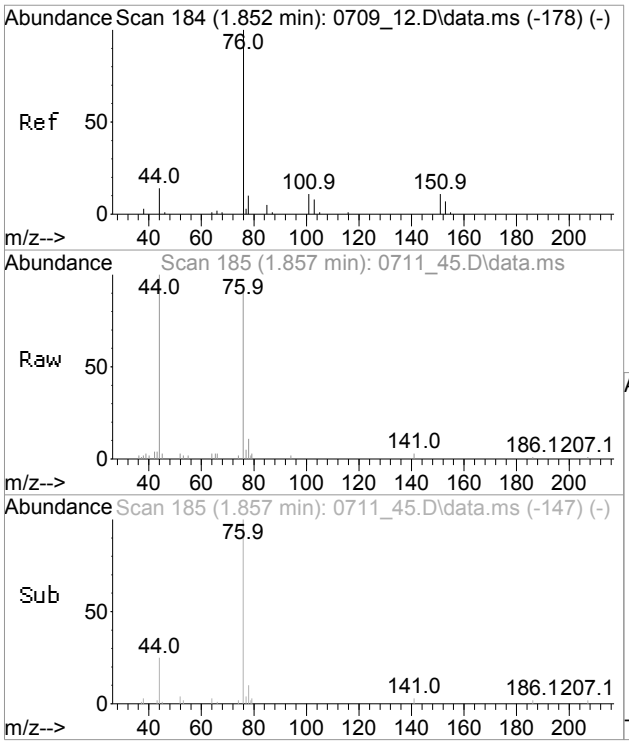

#10
Carbon Disulfide
Concen: 1.16 ug/l
RT: 1.857 min Scan# 185
Delta R.T. -0.000 min
Lab File: 0711_45.D
Acq: 12 Jul 2017 2:19 am

Tgt Ion: 76 Resp: 12984

Ion	Ratio	Lower	Upper
76	100		
78	13.4	0.0	39.9

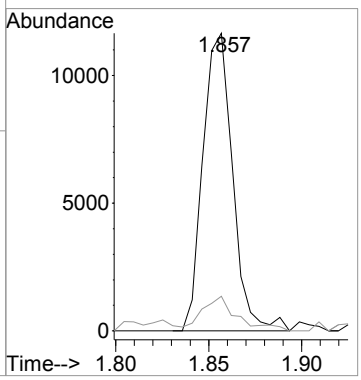

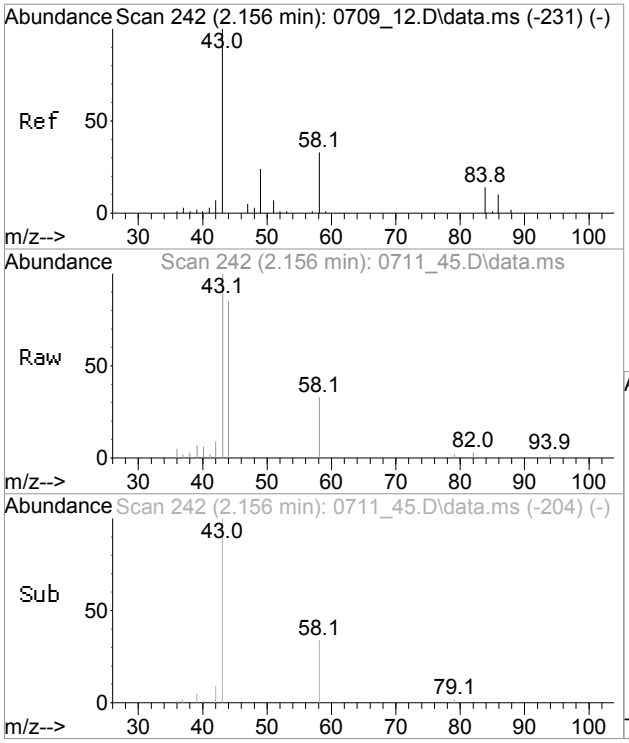

#13
Acetone
Concen: 12.03 ug/l
RT: 2.156 min Scan# 242
Delta R.T. -0.000 min
Lab File: 0711_45.D
Acq: 12 Jul 2017 2:19 am

Tgt Ion: 43 Resp: 16010

Ion	Ratio	Lower	Upper
43	100		
58	28.9	0.9	60.9

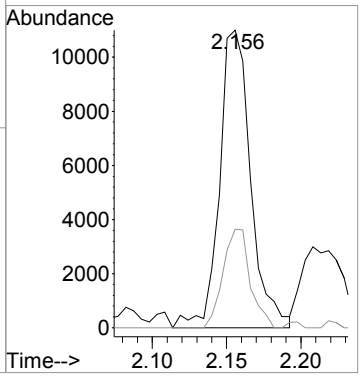

CLIENT ID

VOLATILE ORGANICS ANALYSIS DATA SHEET

USB-2/S-2

Client: NETC Lab: Phoenix Env. Labs

SDG No.: GBY54991 Lab Sample ID: BY54997

Sample wt/vol: 4.45 (g/mL) g Lab File ID: 0711_46.D

Level: (low/med/meth): Low Date Received: 07/07/17

% Moisture: 16 Date Analyzed: 07/12/17

Instrument: CHEM14 Column: rtx-vms Dilution Factor: 1

Purge Volume 5000 (uL) pH: n.a. Soil Aliquot Vol: 5000 (uL)

Matrix: (soil/water) Soil CONCENTRATION UNITS: (ug/L or ug/Kg) ug/Kg

CAS NO.	COMPOUND	CONC.	Q	MDL/LOD	RL/PQL	R
75-71-8	Dichlorodifluoromethane	6.7	U	0.67	6.7	r
74-87-3	Chloromethane	6.7	U	1.3	6.7	r
75-01-4	Vinyl Chloride	6.7	U	0.67	6.7	r
74-83-9	Bromomethane	6.7	U	2.7	6.7	r
75-00-3	Chloroethane	6.7	U	0.67	6.7	r
75-69-4	Trichlorofluoromethane	6.7	U	1.3	6.7	r
75-35-4	1,1-Dichloroethene	6.7	U	0.67	6.7	r
76-13-1	Trichlorotrifluoroethane	6.7	U	0.67	6.7	r
75-15-0	Carbon Disulfide	6.7	U	1.3	6.7	r
75-09-2	Methylene Chloride	6.7	U	6.7	6.7	r
67-64-1	Acetone	9.7	JS	6.7	33	r
156-60-5	Trans-1,2-Dichloroethene	6.7	U	0.67	6.7	r
1634-04-4	Methyl t-Butyl Ether (MTBE)	13	U	1.3	13	r
75-34-3	1,1-Dichloroethane	6.7	U	1.3	6.7	r
107-13-1	Acrylonitrile	13	U	1.3	13	r
156-59-2	Cis-1,2-Dichloroethene	6.7	U	0.67	6.7	r
594-20-7	2,2-Dichloropropane	6.7	U	0.67	6.7	r
74-97-5	Bromochloromethane	6.7	U	0.67	6.7	r
67-66-3	Chloroform	6.7	U	0.67	6.7	r
56-23-5	Carbon Tetrachloride	6.7	U	1.3	6.7	r
109-99-9	Tetrahydrofuran (THF)	13	U	3.3	13	r
71-55-6	1,1,1-Trichloroethane	6.7	U	0.67	6.7	r
78-93-3	Methyl Ethyl Ketone	40	U	6.7	40	r
563-58-6	1,1-Dichloropropene	6.7	U	0.67	6.7	r
71-43-2	Benzene	6.7	U	0.67	6.7	r
107-06-2	1,2-Dichloroethane	6.7	U	0.67	6.7	r
79-01-6	Trichloroethene	6.7	U	0.67	6.7	r
74-95-3	Dibromomethane	6.7	U	1.3	6.7	r
78-87-5	1,2-dichloropropane	6.7	U	1.3	6.7	r
75-27-4	Bromodichloromethane	6.7	U	1.3	6.7	r
10061-01-5	cis-1,3-Dichloropropene	6.7	U	0.67	6.7	r
108-88-3	Toluene	6.7	U	0.67	6.7	r
108-10-1	4-Methyl-2-Pentanone	33	U	6.7	33	r
127-18-4	Tetrachloroethene	6.7	U	1.3	6.7	r
10061-02-6	trans-1,3-Dichloropropene	6.7	U	0.67	6.7	r
79-00-5	1,1,2-Trichloroethane	6.7	U	1.3	6.7	r

FORM I VOA

r=Result Reported U=Not Detected D=Reported Dilution E/J=Estimated Value X=Not Used S=Lab Solvent

CLIENT ID

VOLATILE ORGANICS ANALYSIS DATA SHEET

USB-2/S-2

Client: NETC Lab: Phoenix Env. Labs

SDG No.: GBY54991 Lab Sample ID: BY54997

Sample wt/vol: 4.45 (g/mL) g Lab File ID: 0711_46.D

Level: (low/med/meth): Low Date Received: 07/07/17

% Moisture: 16 Date Analyzed: 07/12/17

Instrument: CHEM14 Column: rtx-vms Dilution Factor: 1

Purge Volume 5000 (uL) pH: n.a. Soil Aliquot Vol: 5000 (uL)

Matrix: (soil/water) Soil CONCENTRATION UNITS: (ug/L or ug/Kg) ug/Kg

CAS NO.	COMPOUND	CONC.	Q	MDL/LOD	RL/PQL	R
124-48-1	Dibromochloromethane	6.7	U	1.3	6.7	r
142-28-9	1,3-Dichloropropane	6.7	U	1.3	6.7	r
106-93-4	1,2-Dibromoethane	6.7	U	0.67	6.7	r
591-78-6	2-Hexanone	33	U	6.7	33	r
108-90-7	Chlorobenzene	6.7	U	0.67	6.7	r
100-41-4	Ethylbenzene	6.7	U	0.67	6.7	r
630-20-6	1,1,1,2-Tetrachloroethane	6.7	U	1.3	6.7	r
179601-23-1	m&p-Xylene	6.7	U	1.3	6.7	r
95-47-6	o-Xylene	6.7	U	1.3	6.7	r
100-42-5	Styrene	6.7	U	0.67	6.7	r
75-25-2	Bromoform	6.7	U	1.3	6.7	r
98-82-8	Isopropylbenzene	6.7	U	0.67	6.7	r
108-86-1	Bromobenzene	6.7	U	0.67	6.7	r
103-65-1	n-Propylbenzene	6.7	U	1.3	6.7	r
79-34-5	1,1,2,2-Tetrachloroethane	6.7	U	1.3	6.7	r
95-49-8	2-Chlorotoluene	6.7	U	1.3	6.7	r
108-67-8	1,3,5-Trimethylbenzene	6.7	U	0.67	6.7	r
96-18-4	1,2,3-Trichloropropane	6.7	U	0.67	6.7	r
110-57-6	trans-1,4-Dichloro-2-butene	13	U	3.3	13	r
106-43-4	4-Chlorotoluene	6.7	U	0.67	6.7	r
98-06-6	tert-Butylbenzene	6.7	U	0.67	6.7	r
95-63-6	1,2,4-Trimethylbenzene	6.7	U	0.67	6.7	r
135-98-8	sec-Butylbenzene	6.7	U	0.67	6.7	r
99-87-6	p-Isopropyltoluene	6.7	U	0.67	6.7	r
541-73-1	1,3-Dichlorobenzene	6.7	U	0.67	6.7	r
106-46-7	1,4-Dichlorobenzene	6.7	U	0.67	6.7	r
527-84-4	2-Isopropyltoluene	6.7	U	0.67	6.7	r
104-51-8	n-Butylbenzene	6.7	U	0.67	6.7	r
95-50-1	1,2-Dichlorobenzene	6.7	U	0.67	6.7	r
96-12-8	1,2-Dibromo-3-Chloropropane	6.7	U	1.3	6.7	r
87-68-3	Hexachlorobutadiene	6.7	U	0.67	6.7	r
120-82-1	1,2,4-Trichlorobenzene	6.7	U	1.3	6.7	r
91-20-3	Naphthalene	6.7	U	1.3	6.7	r
87-61-6	1,2,3-Trichlorobenzene	6.7	U	1.3	6.7	r

FORM I VOA

r=Result Reported U=Not Detected D=Reported Dilution E/J=Estimated Value X=Not Used S=Lab Solvent

Quantitation Report (QT Reviewed)

Data Path : H:\V2017\CHEM14\07JUL\071117\
Data File : 0711_46.D
Acq On : 12 Jul 2017 2:41 am
Operator :
Client ID : USB-2/S-2
Lab ID : BY54997
ALS Vial : 1 Sample Multiplier: 1

Quant Time: Jul 12 12:57:12 2017
Quant Method : H:\V2017\CHEM14\Methods\VT-0710.M
Quant Title : VOA Standards for 5 point calibration
QLast Update : Mon Jul 10 20:08:07 2017
Response via : Initial Calibration

Compound	R.T.	QIon	Response	Conc	Units	Dev(Min)
Internal Standards						
1) Pentafluorobenzene	3.257	168	278289	50.000	ug/l	0.00
29) 1,4-Difluorobenzene	3.566	114	411691	50.000	ug/l	0.00
45) Chlorobenzene-d5	5.401	117	343872	50.000	ug/l	0.00
58) 1,4-Dichlorobenzene-d4	7.147	152	131252	50.000	ug/l	0.00
83) 1,4-Dioxane d8	3.991	96	6319	500.000	ug/l	0.00
System Monitoring Compounds						
27) % Dibromofluoromethane	3.026	192	26287	53.618	ug/l	0.00
Spiked Amount 50.000	Range 70 - 130		Recovery = 107.24%			
40) % Toluene-d8	4.373	98	501290	48.161	ug/l	0.00
Spiked Amount 50.000	Range 70 - 130		Recovery = 96.32%			
57) % Bromofluorobenzene	6.282	95	154676	44.638	ug/l	0.00
Spiked Amount 50.000	Range 70 - 130		Recovery = 89.28%			
59) % 1,2-dichlorobenzene-d4	7.493	152	123691	52.837	ug/l	0.00
Spiked Amount 50.000	Range 70 - 130		Recovery = 105.68%			
Target Compounds						Qvalue
13) Acetone	2.156	43	8476	7.296	ug/l	100

(#)out of range (m)manual integration reviewed by analyst (+)signals summed

Quantitation Report (QT Reviewed)

Data Path : H:\V2017\CHEM14\07JUL\071117\
Data File : 0711_46.D
Acq On : 12 Jul 2017 2:41 am
Operator :
Client ID : USB-2/S-2
Lab ID : BY54997
ALS Vial : 1 Sample Multiplier: 1

Quant Time: Jul 12 12:57:12 2017
Quant Method : H:\V2017\CHEM14\Methods\VT-0710.M
Quant Title : VOA Standards for 5 point calibration
QLast Update : Mon Jul 10 20:08:07 2017
Response via : Initial Calibration



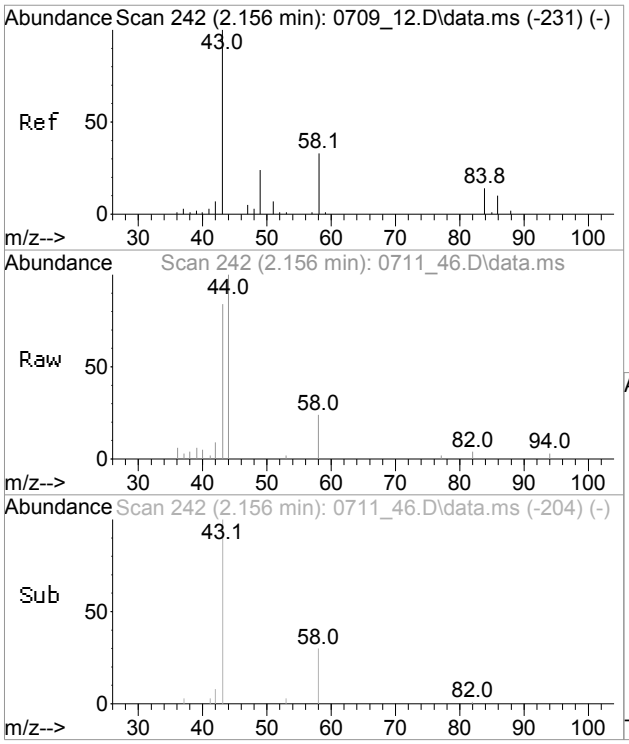

#13
Acetone
Concen: 7.30 ug/l
RT: 2.156 min Scan# 242
Delta R.T. -0.000 min
Lab File: 0711_46.D
Acq: 12 Jul 2017 2:41 am

Tgt Ion: 43 Resp: 8476

Ion	Ratio	Lower	Upper
43	100		
58	30.9	0.9	60.9

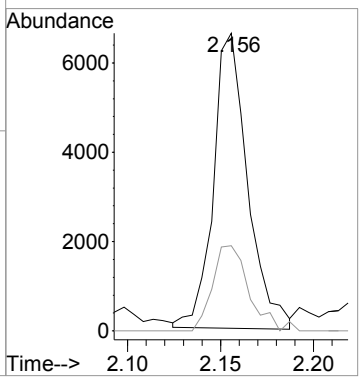

CLIENT ID

VOLATILE ORGANICS ANALYSIS DATA SHEET

USB-2/S-3A

Client: NETC Lab: Phoenix Env. Labs

SDG No.: GBY54991 Lab Sample ID: BY54998

Sample wt/vol: 4.95 (g/mL) g Lab File ID: 0711_50.D

Level: (low/med/meth): Low Date Received: 07/07/17

% Moisture: 18 Date Analyzed: 07/12/17

Instrument: CHEM14 Column: rtx-vms Dilution Factor: 1

Purge Volume 5000 (uL) pH: n.a. Soil Aliquot Vol: 5000 (uL)

Matrix: (soil/water) Soil CONCENTRATION UNITS: (ug/L or ug/Kg) ug/Kg

CAS NO.	COMPOUND	CONC.	Q	MDL/LOD	RL/PQL	R
75-71-8	Dichlorodifluoromethane	6.2	U	0.62	6.2	r
74-87-3	Chloromethane	6.2	U	1.2	6.2	r
75-01-4	Vinyl Chloride	6.2	U	0.62	6.2	r
74-83-9	Bromomethane	6.2	U	2.5	6.2	r
75-00-3	Chloroethane	6.2	U	0.62	6.2	r
75-69-4	Trichlorofluoromethane	6.2	U	1.2	6.2	r
75-35-4	1,1-Dichloroethene	6.2	U	0.62	6.2	r
76-13-1	Trichlorotrifluoroethane	6.2	U	0.62	6.2	r
75-15-0	Carbon Disulfide	2.5	J	1.2	6.2	r
75-09-2	Methylene Chloride	6.2	U	6.2	6.2	r
67-64-1	Acetone	16	JS	6.2	31	r
156-60-5	Trans-1,2-Dichloroethene	6.2	U	0.62	6.2	r
1634-04-4	Methyl t-Butyl Ether (MTBE)	12	U	1.2	12	r
75-34-3	1,1-Dichloroethane	6.2	U	1.2	6.2	r
107-13-1	Acrylonitrile	12	U	1.2	12	r
156-59-2	Cis-1,2-Dichloroethene	6.2	U	0.62	6.2	r
594-20-7	2,2-Dichloropropane	6.2	U	0.62	6.2	r
74-97-5	Bromochloromethane	6.2	U	0.62	6.2	r
67-66-3	Chloroform	6.2	U	0.62	6.2	r
56-23-5	Carbon Tetrachloride	6.2	U	1.2	6.2	r
109-99-9	Tetrahydrofuran (THF)	12	U	3.1	12	r
71-55-6	1,1,1-Trichloroethane	6.2	U	0.62	6.2	r
78-93-3	Methyl Ethyl Ketone	37	U	6.2	37	r
563-58-6	1,1-Dichloropropene	6.2	U	0.62	6.2	r
71-43-2	Benzene	6.2	U	0.62	6.2	r
107-06-2	1,2-Dichloroethane	6.2	U	0.62	6.2	r
79-01-6	Trichloroethene	6.2	U	0.62	6.2	r
74-95-3	Dibromomethane	6.2	U	1.2	6.2	r
78-87-5	1,2-dichloropropane	6.2	U	1.2	6.2	r
75-27-4	Bromodichloromethane	6.2	U	1.2	6.2	r
10061-01-5	cis-1,3-Dichloropropene	6.2	U	0.62	6.2	r
108-88-3	Toluene	6.2	U	0.62	6.2	r
108-10-1	4-Methyl-2-Pentanone	31	U	6.2	31	r
127-18-4	Tetrachloroethene	6.2	U	1.2	6.2	r
10061-02-6	trans-1,3-Dichloropropene	6.2	U	0.62	6.2	r
79-00-5	1,1,2-Trichloroethane	6.2	U	1.2	6.2	r

FORM I VOA

r=Result Reported U=Not Detected D=Reported Dilution E/J=Estimated Value X=Not Used S=Lab Solvent

CLIENT ID

VOLATILE ORGANICS ANALYSIS DATA SHEET

USB-2/S-3A

Client: NETC Lab: Phoenix Env. Labs

SDG No.: GBY54991 Lab Sample ID: BY54998

Sample wt/vol: 4.95 (g/mL) g Lab File ID: 0711_50.D

Level: (low/med/meth): Low Date Received: 07/07/17

% Moisture: 18 Date Analyzed: 07/12/17

Instrument: CHEM14 Column: rtx-vms Dilution Factor: 1

Purge Volume 5000 (uL) pH: n.a. Soil Aliquot Vol: 5000 (uL)

Matrix: (soil/water) Soil CONCENTRATION UNITS: (ug/L or ug/Kg) ug/Kg

CAS NO.	COMPOUND	CONC.	Q	MDL/LOD	RL/PQL	R
124-48-1	Dibromochloromethane	6.2	U	1.2	6.2	r
142-28-9	1,3-Dichloropropane	6.2	U	1.2	6.2	r
106-93-4	1,2-Dibromoethane	6.2	U	0.62	6.2	r
591-78-6	2-Hexanone	31	U	6.2	31	r
108-90-7	Chlorobenzene	6.2	U	0.62	6.2	r
100-41-4	Ethylbenzene	6.2	U	0.62	6.2	r
630-20-6	1,1,1,2-Tetrachloroethane	6.2	U	1.2	6.2	r
179601-23-1	m&p-Xylene	6.2	U	1.2	6.2	r
95-47-6	o-Xylene	6.2	U	1.2	6.2	r
100-42-5	Styrene	6.2	U	0.62	6.2	r
75-25-2	Bromoform	6.2	U	1.2	6.2	r
98-82-8	Isopropylbenzene	6.2	U	0.62	6.2	r
108-86-1	Bromobenzene	6.2	U	0.62	6.2	r
103-65-1	n-Propylbenzene	6.2	U	1.2	6.2	r
79-34-5	1,1,2,2-Tetrachloroethane	6.2	U	1.2	6.2	r
95-49-8	2-Chlorotoluene	6.2	U	1.2	6.2	r
108-67-8	1,3,5-Trimethylbenzene	6.2	U	0.62	6.2	r
96-18-4	1,2,3-Trichloropropane	6.2	U	0.62	6.2	r
110-57-6	trans-1,4-Dichloro-2-butene	12	U	3.1	12	r
106-43-4	4-Chlorotoluene	6.2	U	0.62	6.2	r
98-06-6	tert-Butylbenzene	6.2	U	0.62	6.2	r
95-63-6	1,2,4-Trimethylbenzene	6.2	U	0.62	6.2	r
135-98-8	sec-Butylbenzene	6.2	U	0.62	6.2	r
99-87-6	p-Isopropyltoluene	6.2	U	0.62	6.2	r
541-73-1	1,3-Dichlorobenzene	6.2	U	0.62	6.2	r
106-46-7	1,4-Dichlorobenzene	6.2	U	0.62	6.2	r
527-84-4	2-Isopropyltoluene	6.2	U	0.62	6.2	r
104-51-8	n-Butylbenzene	6.2	U	0.62	6.2	r
95-50-1	1,2-Dichlorobenzene	6.2	U	0.62	6.2	r
96-12-8	1,2-Dibromo-3-Chloropropane	6.2	U	1.2	6.2	r
87-68-3	Hexachlorobutadiene	6.2	U	0.62	6.2	r
120-82-1	1,2,4-Trichlorobenzene	6.2	U	1.2	6.2	r
91-20-3	Naphthalene	6.2	U	1.2	6.2	r
87-61-6	1,2,3-Trichlorobenzene	6.2	U	1.2	6.2	r

FORM I VOA

r=Result Reported U=Not Detected D=Reported Dilution E/J=Estimated Value X=Not Used S=Lab Solvent

Quantitation Report (QT Reviewed)

Data Path : H:\V2017\CHEM14\07JUL\071117\
Data File : 0711_50.D
Acq On : 12 Jul 2017 6:30 am
Operator :
Client ID : USB-2/S-3A
Lab ID : BY54998
ALS Vial : 1 Sample Multiplier: 1

Quant Time: Jul 12 13:01:39 2017
Quant Method : H:\V2017\CHEM14\Methods\VT-0710.M
Quant Title : VOA Standards for 5 point calibration
QLast Update : Mon Jul 10 20:08:07 2017
Response via : Initial Calibration

Compound	R.T.	QIon	Response	Conc	Units	Dev(Min)
Internal Standards						
1) Pentafluorobenzene	3.257	168	298765	50.000	ug/l	0.00
29) 1,4-Difluorobenzene	3.566	114	442315	50.000	ug/l	0.00
45) Chlorobenzene-d5	5.401	117	385562	50.000	ug/l	0.00
58) 1,4-Dichlorobenzene-d4	7.152	152	172878	50.000	ug/l	0.00
83) 1,4-Dioxane d8	3.991	96	5326	500.000	ug/l	0.00
System Monitoring Compounds						
27) % Dibromofluoromethane	3.021	192	26091	49.571	ug/l	0.00
Spiked Amount 50.000	Range 70 - 130		Recovery = 99.14%			
40) % Toluene-d8	4.373	98	531846	47.559	ug/l	0.00
Spiked Amount 50.000	Range 70 - 130		Recovery = 95.12%			
57) % Bromofluorobenzene	6.282	95	188553	48.531	ug/l	0.00
Spiked Amount 50.000	Range 70 - 130		Recovery = 97.06%			
59) % 1,2-dichlorobenzene-d4	7.498	152	155157	50.320	ug/l	0.00
Spiked Amount 50.000	Range 70 - 130		Recovery = 100.64%			
Target Compounds						Qvalue
10) Carbon Disulfide	1.857	76	21270	2.022	ug/l	93
13) Acetone	2.156	43	16398	13.148	ug/l	96

(#)out of range (m)manual integration reviewed by analyst (+)signals summed

Quantitation Report (QT Reviewed)

Data Path : H:\V2017\CHEM14\07JUL\071117\
Data File : 0711_50.D
Acq On : 12 Jul 2017 6:30 am
Operator :
Client ID : USB-2/S-3A
Lab ID : BY54998
ALS Vial : 1 Sample Multiplier: 1

Quant Time: Jul 12 13:01:39 2017
Quant Method : H:\V2017\CHEM14\Methods\VT-0710.M
Quant Title : VOA Standards for 5 point calibration
QLast Update : Mon Jul 10 20:08:07 2017
Response via : Initial Calibration



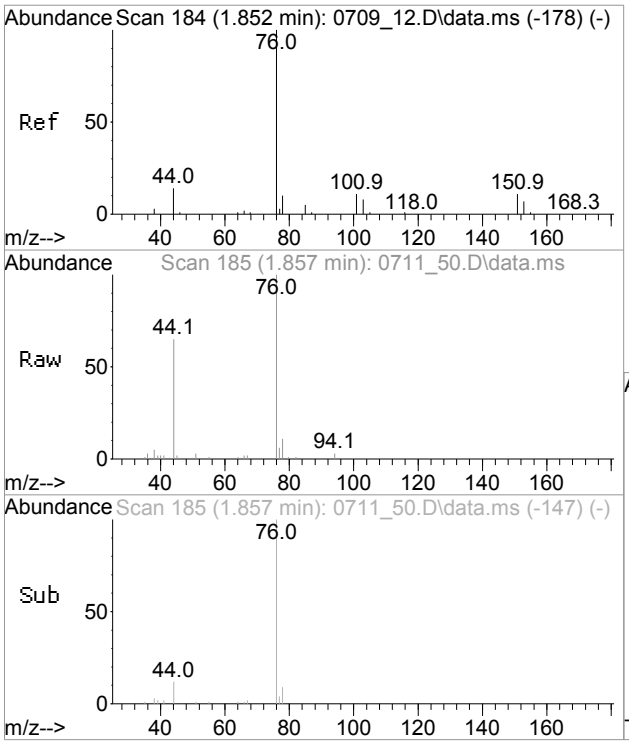

#10
Carbon Disulfide
Concen: 2.02 ug/l
RT: 1.857 min Scan# 185
Delta R.T. -0.000 min
Lab File: 0711_50.D
Acq: 12 Jul 2017 6:30 am

Tgt Ion: 76 Resp: 21270

Ion	Ratio	Lower	Upper
76	100		
78	12.5	0.0	39.9

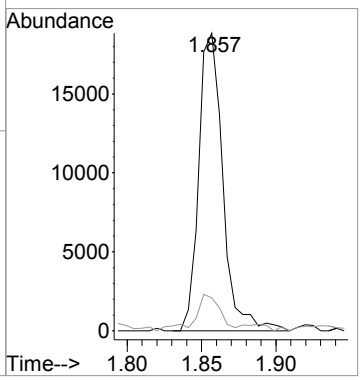

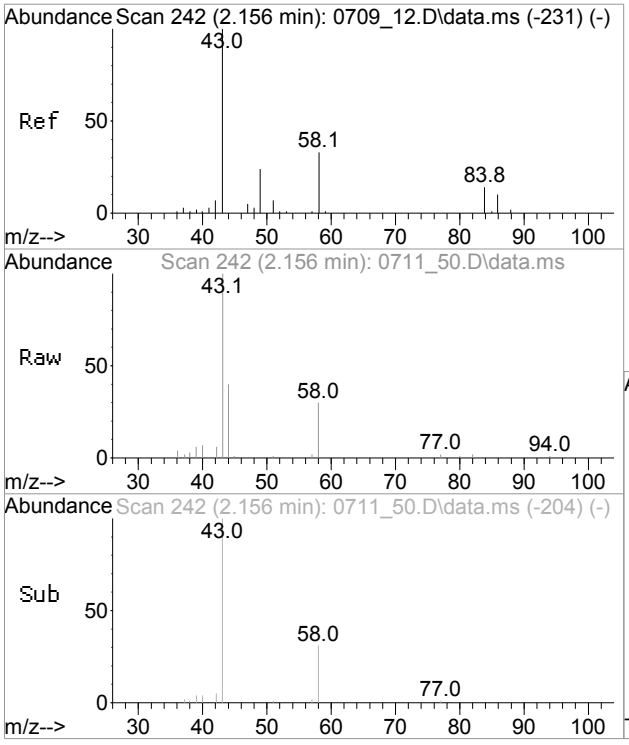

#13
Acetone
Concen: 13.15 ug/l
RT: 2.156 min Scan# 242
Delta R.T. -0.000 min
Lab File: 0711_50.D
Acq: 12 Jul 2017 6:30 am

Tgt Ion: 43 Resp: 16398

Ion	Ratio	Lower	Upper
43	100		
58	33.1	0.9	60.9

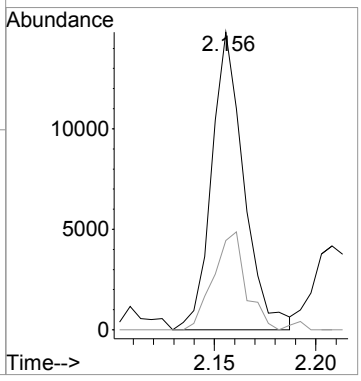

CLIENT ID

VOLATILE ORGANICS ANALYSIS DATA SHEET

USB-2/S-3A QC

Client: NETC Lab: Phoenix Env. Labs

SDG No.: GBY54991 Lab Sample ID: BY54998 50X

Sample wt/vol: 6.33 (g/mL) g Lab File ID: 0711_47.D

Level: (low/med/meth): Meth Date Received: 07/07/17

% Moisture: 18 Date Analyzed: 07/12/17

Instrument: CHEM14 Column: rtx-vms Dilution Factor: 50

Soil Extract Volume 11139 (uL) pH: n.a. Soil Aliquot Vol: 100 (uL)

Matrix: (soil/water) Soil CONCENTRATION UNITS: (ug/L or ug/Kg) ug/Kg

CAS NO.	COMPOUND	CONC.	Q	MDL/LOD	RL/PQL	R
75-71-8	Dichlorodifluoromethane	540	U	54	540	
74-87-3	Chloromethane	540	U	110	540	
75-01-4	Vinyl Chloride	540	U	54	540	
74-83-9	Bromomethane	540	U	210	540	
75-00-3	Chloroethane	540	U	54	540	
75-69-4	Trichlorofluoromethane	540	U	110	540	
75-35-4	1,1-Dichloroethene	540	U	54	540	
76-13-1	Trichlorotrifluoroethane	540	U	54	540	
75-15-0	Carbon Disulfide	540	U	110	540	
75-09-2	Methylene Chloride	540	U	540	540	
67-64-1	Acetone	2700	U	540	2700	
156-60-5	Trans-1,2-Dichloroethene	540	U	54	540	
1634-04-4	Methyl t-Butyl Ether (MTBE)	1100	U	110	1100	
75-34-3	1,1-Dichloroethane	540	U	110	540	
107-13-1	Acrylonitrile	1100	U	110	1100	
156-59-2	Cis-1,2-Dichloroethene	540	U	54	540	
594-20-7	2,2-Dichloropropane	540	U	54	540	
74-97-5	Bromochloromethane	540	U	54	540	
67-66-3	Chloroform	540	U	54	540	
56-23-5	Carbon Tetrachloride	540	U	110	540	
109-99-9	Tetrahydrofuran (THF)	1100	U	270	1100	
71-55-6	1,1,1-Trichloroethane	540	U	54	540	
78-93-3	Methyl Ethyl Ketone	3200	U	540	3200	
563-58-6	1,1-Dichloropropene	540	U	54	540	
71-43-2	Benzene	540	U	54	540	
107-06-2	1,2-Dichloroethane	540	U	54	540	
79-01-6	Trichloroethene	540	U	54	540	
74-95-3	Dibromomethane	540	U	110	540	
78-87-5	1,2-dichloropropane	540	U	110	540	
75-27-4	Bromodichloromethane	540	U	110	540	
10061-01-5	cis-1,3-Dichloropropene	540	U	54	540	
108-88-3	Toluene	540	U	54	540	
108-10-1	4-Methyl-2-Pentanone	2700	U	540	2700	
127-18-4	Tetrachloroethene	540	U	110	540	
10061-02-6	trans-1,3-Dichloropropene	540	U	54	540	
79-00-5	1,1,2-Trichloroethane	540	U	110	540	

FORM I VOA

r=Result Reported U=Not Detected D=Reported Dilution E/J=Estimated Value X=Not Used S=Lab Solvent

CLIENT ID

VOLATILE ORGANICS ANALYSIS DATA SHEET

USB-2/S-3A QC

Client: NETC Lab: Phoenix Env. Labs

SDG No.: GBY54991 Lab Sample ID: BY54998 50X

Sample wt/vol: 6.33 (g/mL) g Lab File ID: 0711_47.D

Level: (low/med/meth): Meth Date Received: 07/07/17

% Moisture: 18 Date Analyzed: 07/12/17

Instrument: CHEM14 Column: rtx-vms Dilution Factor: 50

Soil Extract Volume 11139 (uL) pH: n.a. Soil Aliquot Vol: 100 (uL)

Matrix: (soil/water) Soil CONCENTRATION UNITS: (ug/L or ug/Kg) ug/Kg

CAS NO.	COMPOUND	CONC.	Q	MDL/LOD	RL/PQL	R
124-48-1	Dibromochloromethane	540	U	110	540	
142-28-9	1,3-Dichloropropane	540	U	110	540	
106-93-4	1,2-Dibromoethane	540	U	54	540	
591-78-6	2-Hexanone	2700	U	540	2700	
108-90-7	Chlorobenzene	540	U	54	540	
100-41-4	Ethylbenzene	540	U	54	540	
630-20-6	1,1,1,2-Tetrachloroethane	540	U	110	540	
179601-23-1	m&p-Xylene	540	U	110	540	
95-47-6	o-Xylene	540	U	110	540	
100-42-5	Styrene	540	U	54	540	
75-25-2	Bromoform	540	U	110	540	
98-82-8	Isopropylbenzene	540	U	54	540	
108-86-1	Bromobenzene	540	U	54	540	
103-65-1	n-Propylbenzene	540	U	110	540	
79-34-5	1,1,2,2-Tetrachloroethane	540	U	110	540	
95-49-8	2-Chlorotoluene	540	U	110	540	
108-67-8	1,3,5-Trimethylbenzene	540	U	54	540	
96-18-4	1,2,3-Trichloropropane	540	U	54	540	
110-57-6	trans-1,4-Dichloro-2-butene	1100	U	270	1100	
106-43-4	4-Chlorotoluene	540	U	54	540	
98-06-6	tert-Butylbenzene	540	U	54	540	
95-63-6	1,2,4-Trimethylbenzene	540	U	54	540	
135-98-8	sec-Butylbenzene	540	U	54	540	
99-87-6	p-Isopropyltoluene	540	U	54	540	
541-73-1	1,3-Dichlorobenzene	540	U	54	540	
106-46-7	1,4-Dichlorobenzene	540	U	54	540	
527-84-4	2-Isopropyltoluene	540	U	54	540	
104-51-8	n-Butylbenzene	540	U	54	540	
95-50-1	1,2-Dichlorobenzene	540	U	54	540	
96-12-8	1,2-Dibromo-3-Chloropropane	540	U	110	540	
87-68-3	Hexachlorobutadiene	540	U	54	540	
120-82-1	1,2,4-Trichlorobenzene	540	U	110	540	
91-20-3	Naphthalene	540	U	110	540	
87-61-6	1,2,3-Trichlorobenzene	540	U	110	540	

FORM I VOA

r=Result Reported U=Not Detected D=Reported Dilution E/J=Estimated Value X=Not Used S=Lab Solvent

Quantitation Report (QT Reviewed)

Data Path : H:\V2017\CHEM14\07JUL\071117\
Data File : 0711_47.D
Acq On : 12 Jul 2017 3:03 am
Operator :
Client ID : USB-2/S-3A QC
Lab ID : BY54998 50X
ALS Vial : 1 Sample Multiplier: 1

Quant Time: Jul 12 12:57:15 2017
Quant Method : H:\V2017\CHEM14\Methods\VT-0710.M
Quant Title : VOA Standards for 5 point calibration
QLast Update : Mon Jul 10 20:08:07 2017
Response via : Initial Calibration

Compound	R.T.	QIon	Response	Conc	Units	Dev(Min)
Internal Standards						
1) Pentafluorobenzene	3.257	168	292984	50.000	ug/l	0.00
29) 1,4-Difluorobenzene	3.561	114	438477	50.000	ug/l	0.00
45) Chlorobenzene-d5	5.401	117	388971	50.000	ug/l	0.00
58) 1,4-Dichlorobenzene-d4	7.147	152	194142	50.000	ug/l	0.00
83) 1,4-Dioxane d8	3.996	96	9072	500.000	ug/l	0.01
System Monitoring Compounds						
27) % Dibromofluoromethane	3.021	192	24191	46.868	ug/l	0.00
Spiked Amount 50.000	Range 70 - 130		Recovery = 93.74%			
40) % Toluene-d8	4.373	98	529058	47.724	ug/l	0.00
Spiked Amount 50.000	Range 70 - 130		Recovery = 95.44%			
57) % Bromofluorobenzene	6.282	95	195580	49.898	ug/l	0.00
Spiked Amount 50.000	Range 70 - 130		Recovery = 99.80%			
59) % 1,2-dichlorobenzene-d4	7.493	152	168294	48.603	ug/l	0.00
Spiked Amount 50.000	Range 70 - 130		Recovery = 97.20%			
Target Compounds						Qvalue

(#)out of range (m)manual integration reviewed by analyst (+)signals summed

Quantitation Report (QT Reviewed)

Data Path : H:\V2017\CHEM14\07JUL\071117\
Data File : 0711_47.D
Acq On : 12 Jul 2017 3:03 am
Operator :
Client ID : USB-2/S-3A QC
Lab ID : BY54998 50X
ALS Vial : 1 Sample Multiplier: 1

Quant Time: Jul 12 12:57:15 2017
Quant Method : H:\V2017\CHEM14\Methods\VT-0710.M
Quant Title : VOA Standards for 5 point calibration
QLast Update : Mon Jul 10 20:08:07 2017
Response via : Initial Calibration

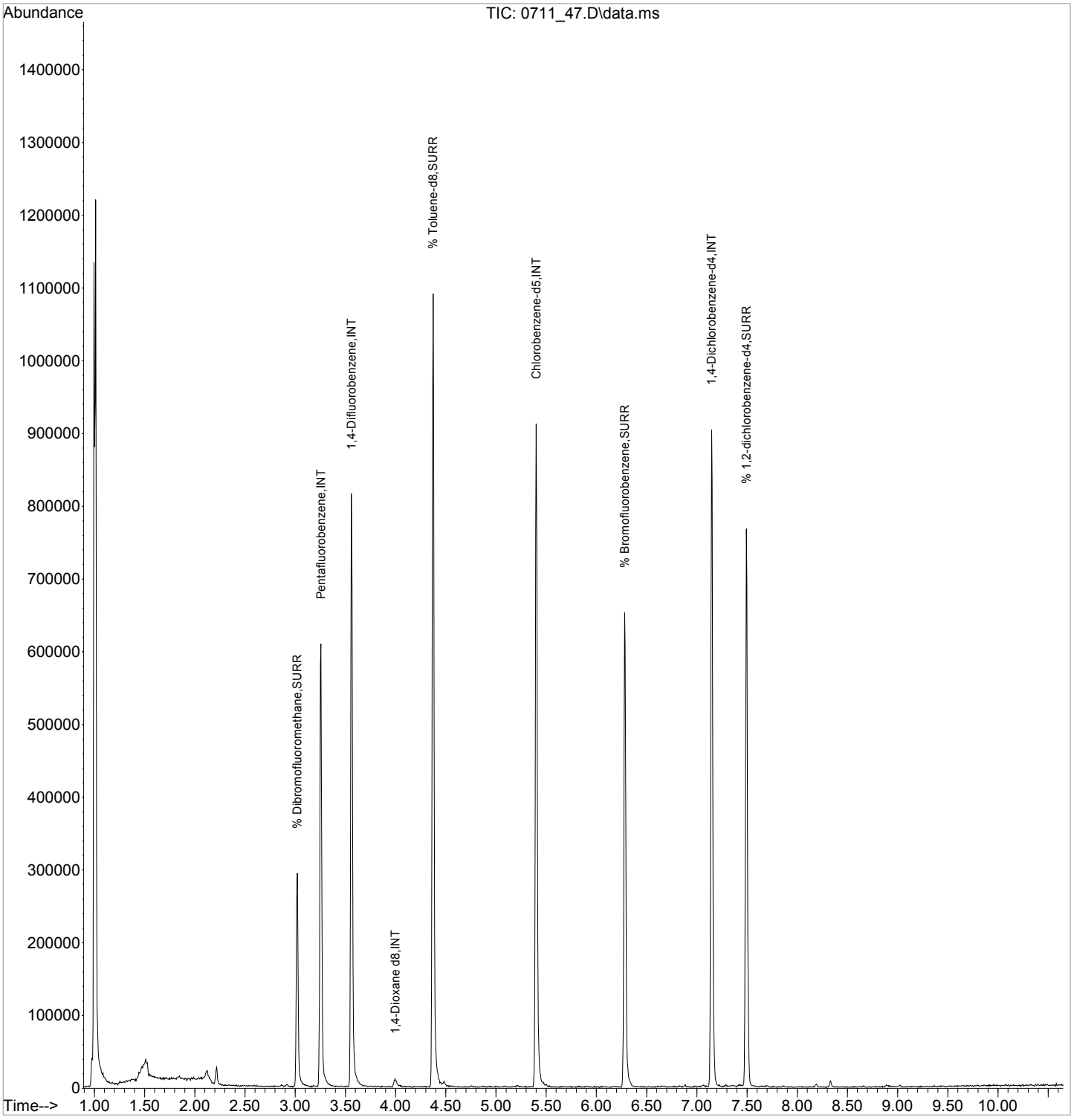

VOLATILE ORGANICS INITIAL CALIBRATION DATA

Lab Name: Phoenix Environmental Labs Client: NETC

Lab Code: Phoenix Case No.: SAS No.: SDG No.: GBY54991

Instrument ID: CHEM14 Calibration Date(s): 07/10/17 07/10/17

Heated Purge (Y/N): Y Calibration Time(s): 17:42 19:55

GC Column: rtx-vms Method File: VT-0710.M

LAB FILE ID:

RRF 2	0710_26.D	RRF 5	0710_27.D	RRF 10	0710_28.D	RRF 20	0710_29.D
RRF 50	0710_30.D	RRF 100	0710_31.D	RRF 200	0710_32.D		

COMPOUND		RRF 2	RRF 5	RRF 10	RRF 20	RRF 50	RRF 100	RRF 200		$\overline{RRF}$	% RSD	% RSD LIMITS
Dichlorodifluoromethane		0.720	0.832	0.829	0.885	0.929	0.933	0.936		0.866	9.1	20 (40)
Chloromethane		1.395	1.330	1.405	1.420	1.476	1.429	1.441		1.414	3.2	20 (40)
Vinyl Chloride		0.921	0.964	0.943	1.002	1.032	0.998	1.024		0.984	4.3	20 (30)
Bromomethane		0.399	0.452	0.461	0.427	0.457	0.436	0.425		0.437	5.1	20 (40)
Chloroethane		0.444	0.439	0.447	0.477	0.485	0.447	0.403		0.449	6.0	20 (40)
Trichlorofluoromethane		0.914	1.109	1.137	1.147	1.196	1.156	1.149		1.115	8.3	20 (40)
1,1-Dichloroethene		0.508	0.612	0.558	0.585	0.608	0.587	0.594		0.579	6.2	20 (30)
Trichlorotrifluoroethane		0.336	0.422	0.445	0.442	0.473	0.449	0.449		0.431	10.3	20 (40)
Carbon Disulfide		1.611	1.704	1.782	1.801	1.855	1.772	1.798		1.760	4.5	20 (40)
Methylene Chloride		0.711	0.626	0.605	0.595	0.596	0.584	0.587		0.615	7.3	20 (40)
Acetone			0.249	0.230	0.190	0.197	0.195	0.192		0.209	11.8	20 (40)
Trans-1,2-Dichloroethene		0.749	0.796	0.845	0.869	0.893	0.852	0.844		0.835	5.8	20 (40)
Methyl t-Butyl Ether (MTBE)		1.824	1.851	1.999	1.987	2.092	1.998	2.049		1.972	5.0	20 (40)
1,1-Dichloroethane		1.568	1.569	1.676	1.680	1.774	1.699	1.728		1.670	4.6	20 (40)
Acrylonitrile		0.200	0.211	0.260	0.241	0.268	0.262	0.269		0.244	11.6	20 (40)
Cis-1,2-Dichloroethene		0.842	0.871	0.867	0.915	0.911	0.912	0.919		0.891	3.4	20 (40)
2,2-Dichloropropane		1.203	1.263	1.335	1.352	1.390	1.325	1.349		1.317	4.8	20 (40)
Bromochloromethane		0.311	0.331	0.332	0.348	0.359	0.338	0.328		0.335	4.6	20 (40)
Chloroform		1.419	1.361	1.316	1.361	1.487	1.419	1.440		1.401	4.1	20 (30)
Carbon Tetrachloride		0.795	0.845	0.919	0.911	0.972	0.974	1.000		0.916	8.1	20 (40)
Tetrahydrofuran (THF)		0.221	0.215	0.227	0.213	0.224	0.208	0.211		0.217	3.2	20 (40)
1,1,1-Trichloroethane		1.101	1.272	1.212	1.245	1.313	1.299	1.314		1.251	6.1	20 (40)
Methyl Ethyl Ketone		0.305	0.342	0.300	0.311	0.341	0.326	0.320		0.321	5.2	20 (40)
1,1-Dichloropropene		0.707	0.752	0.817	0.807	0.826	0.805	0.812		0.789	5.5	20 (40)
Benzene		2.087	2.139	2.193	2.226	2.315	2.238	2.281		2.212	3.6	20 (40)
1,2-Dichloroethane		0.642	0.609	0.611	0.655	0.670	0.665	0.686		0.648	4.5	20 (40)
Trichloroethene		0.498	0.507	0.535	0.548	0.565	0.541	0.544		0.534	4.4	20 (40)
Dibromomethane		0.229	0.233	0.260	0.263	0.273	0.273	0.281		0.259	7.8	20 (40)
1,2-dichloropropane		0.598	0.557	0.591	0.576	0.625	0.592	0.601		0.591	3.6	20 (30)
Bromodichloromethane		0.606	0.591	0.609	0.634	0.676	0.661	0.689		0.638	6.0	20 (40)
cis-1,3-Dichloropropene		0.773	0.722	0.803	0.828	0.886	0.872	0.897		0.826	7.8	20 (40)
Toluene		1.236	1.280	1.405	1.402	1.441	1.393	1.408		1.366	5.6	20 (30)
4-Methyl-2-Pentanone		0.463	0.460	0.499	0.491	0.523	0.511	0.503		0.493	4.8	20 (40)
Tetrachloroethene		0.418	0.433	0.490	0.477	0.500	0.479	0.477		0.468	6.5	20 (40)
trans-1,3-Dichloropropene		0.631	0.615	0.686	0.696	0.730	0.725	0.736		0.688	7.0	20 (40)
1,1,2-Trichloroethane		0.381	0.365	0.397	0.390	0.417	0.405	0.409		0.395	4.6	20 (40)
Dibromochloromethane		0.358	0.372	0.383	0.417	0.447	0.439	0.476		0.413	10.6	20 (40)
1,3-Dichloropropane		0.667	0.716	0.760	0.768	0.795	0.743	0.759		0.744	5.6	20 (40)
1,2-Dibromoethane		0.383	0.396	0.431	0.429	0.459	0.436	0.448		0.426	6.4	20 (40)
2-Hexanone		0.347	0.371	0.376	0.388	0.421	0.403	0.412		0.388	6.7	20 (40)
Chlorobenzene		1.437	1.449	1.506	1.521	1.506	1.433	1.416		1.467	2.9	20 (40)
Ethylbenzene		0.839	0.914	0.922	0.936	0.932	0.853	0.854		0.893	4.7	20 (30)
1,1,1,2-Tetrachloroethane		0.455	0.411	0.467	0.458	0.473	0.452	0.479		0.456	4.9	20 (40)
m&p-Xylene		1.071	1.113	1.148	1.144	1.127	1.042	1.038		1.097	4.3	20 (40)
o-Xylene		0.950	1.038	1.073	1.123	1.145	1.082	1.085		1.071	5.9	20 (40)
Styrene		1.659	1.566	1.723	1.758	1.780	1.674	1.690		1.693	4.2	20 (40)
Bromoform		0.191	0.212	0.205	0.225	0.242	0.246	0.271		0.227	12.1	20 (40)
Isopropylbenzene		1.552	1.504	1.583	1.616	1.579	1.505	1.464		1.543	3.5	20 (40)
Bromobenzene		1.181	1.138	1.224	1.261	1.238	1.190	1.151		1.198	3.8	20 (40)

(*) Recommended RRF not met (+) %D exceeds criteria % (#) %D exceeds (maximum) %
%D: 10% of target compounds are allowed to be above criteria %, but must be less than the (maximum) %

FORM VI VOA

6C
VOLATILE ORGANICS INITIAL CALIBRATION DATA

Lab Name: Phoenix Environmental Labs Client: NETC

Lab Code: Phoenix Case No.: SAS No.: SDG No.: GBY54991

Instrument ID: CHEM14 Calibration Date(s): 07/10/17 07/10/17

Heated Purge (Y/N): Y Calibration Time(s): 17:42 19:55

GC Column: rtx-vms Method File: VT-0710.M

LAB FILE ID:

RRF 2	0710_26.D	RRF 5	0710_27.D	RRF 10	0710_28.D	RRF 20	0710_29.D
RRF 50	0710_30.D	RRF 100	0710_31.D	RRF 200	0710_32.D		

COMPOUND		RRF 2	RRF 5	RRF 10	RRF 20	RRF 50	RRF 100	RRF 200		$\overline{RRF}$	% RSD	% RSD LIMITS
n-Propylbenzene		1.371	1.499	1.597	1.557	1.555	1.491	1.417		1.498	5.4	20 (40)
1,1,2,2-Tetrachloroethane		0.918	1.002	1.027	1.028	1.056	1.015	1.008		1.008	4.3	20 (40)
2-Chlorotoluene		1.108	1.305	1.321	1.292	1.291	1.220	1.180		1.245	6.3	20 (40)
1,3,5-Trimethylbenzene		4.671	4.463	4.856	4.800	4.779	4.462	4.366		4.628	4.2	20 (40)
1,2,3-Trichloropropane		0.780	0.753	0.799	0.817	0.829	0.787	0.753		0.788	3.7	20 (40)
trans-1,4-Dichloro-2-butene		0.246	0.297	0.284	0.297	0.315	0.309	0.309		0.294	8.0	20 (40)
4-Chlorotoluene		1.330	1.261	1.382	1.297	1.304	1.253	1.225		1.293	4.1	20 (40)
tert-Butylbenzene		3.663	3.854	4.087	4.108	4.151	3.970	3.826		3.951	4.5	20 (40)
1,2,4-Trimethylbenzene		4.368	4.496	4.828	4.801	4.792	4.570	4.442		4.614	4.1	20 (40)
sec-Butylbenzene		5.801	5.763	6.215	6.252	6.150	5.876	5.776		5.976	3.7	20 (40)
p-Isopropyltoluene		4.635	4.864	5.096	5.167	5.221	5.000	4.857		4.977	4.1	20 (40)
1,3-Dichlorobenzene		2.219	2.345	2.376	2.439	2.385	2.266	2.236		2.324	3.6	20 (40)
1,4-Dichlorobenzene		2.230	2.291	2.317	2.324	2.283	2.200	2.194		2.263	2.4	20 (40)
2-Isopropyltoluene		4.138	4.428	4.685	4.756	4.720	4.561	4.457		4.535	4.8	20 (40)
n-Butylbenzene		4.375	4.605	4.844	4.808	4.824	4.609	4.537		4.657	3.8	20 (40)
1,2-Dichlorobenzene		1.963	1.962	2.106	2.104	2.136	2.057	2.047		2.054	3.4	20 (40)
1,2-Dibromo-3-Chloropropane		0.104	0.146	0.132	0.135	0.162	0.163	0.174		0.145	16.3	20 (40)
Hexachlorobutadiene		0.819	0.924	0.959	0.969	0.948	0.891	0.905		0.916	5.6	20 (40)
1,2,4-Trichlorobenzene		1.384	1.446	1.479	1.473	1.452	1.415	1.395		1.435	2.6	20 (40)
Naphthalene		2.490	2.665	3.003	3.092	3.354	3.356	3.386		3.049	11.7	20 (40)
1,2,3-Trichlorobenzene		1.177	1.209	1.332	1.320	1.351	1.336	1.330		1.293	5.4	20 (40)
% Dibromofluoromethane		0.088	0.083	0.091	0.091	0.086	0.088	0.089		0.088	3.2	20 (40)
% Toluene-d8		1.195	1.210	1.237	1.249	1.282	1.313	1.361		1.264	4.7	20 (40)
% Bromofluorobenzene		0.473	0.501	0.505	0.498	0.511	0.514	0.525		0.504	3.2	20 (40)
% 1,2-dichlorobenzene-d4		0.859	0.889	0.890	0.904	0.898	0.924	0.879		0.892	2.3	20 (40)

(*) Recommended RRF not met (+) %D exceeds criteria % (#) %D exceeds (maximum) %
%D: 10% of target compounds are allowed to be above criteria %, but must be less than the (maximum) %

FORM VI VOA

Response Factor Report Chem 14

Method Path : H:\V2017\CHEM14\Methods\
Method File : VT-0710.M
Title : VOA Standards for 5 point calibration
Last Update : Mon Jul 17 13:51:53 2017
Response Via : Initial Calibration

Calibration Files (Note: Curves (l,lf,q,qf) display calculated conc and corr. coefficient.)
002 =0710_26.D 005 =0710_27.D 010 =0710_28.D 020 =0710_29.D 050 =0710_30.D 100 =0710_31.D 200 =0710_32.D

	Compound	002	005	010	020	050	100	200	Avg	%RSD
1)	INT Pentafluorobenzene	----------ISTD----------								
2)	T Dichlorodifluo...	0.720	0.832	0.829	0.885	0.929	0.933	0.936	0.866	9.13
3)	T Chloromethane	1.395	1.330	1.405	1.420	1.476	1.429	1.441	1.414	3.21
4)	T Vinyl Chloride	0.921	0.964	0.943	1.002	1.032	0.998	1.024	0.984	4.25
5)	T Bromomethane	0.399	0.452	0.461	0.427	0.457	0.436	0.425	0.437	5.05
6)	T Chloroethane	0.444	0.439	0.447	0.477	0.485	0.447	0.403	0.449	5.98
7)	T Trichlorofluor...	0.914	1.109	1.137	1.147	1.196	1.156	1.149	1.115	8.30
8)	T 1,1-Dichloroet...	0.508	0.612	0.558	0.585	0.608	0.587	0.594	0.579	6.20
9)	T Trichlorotrifl...	0.336	0.422	0.445	0.442	0.473	0.449	0.449	0.431	10.31
10)	T Carbon Disulfide	1.611	1.704	1.782	1.801	1.855	1.772	1.798	1.760	4.51
12)	T Methylene Chlo...	0.711	0.626	0.605	0.595	0.596	0.584	0.587	0.615	7.28
13)	T Acetone		0.249	0.230	0.190	0.197	0.195	0.192	0.209	11.75
14)	T Trans-1,2-Dich...	0.749	0.796	0.845	0.869	0.893	0.852	0.844	0.835	5.77
16)	T Methyl t-Butyl...	1.824	1.851	1.999	1.987	2.092	1.998	2.049	1.972	5.01
17)	T 1,1-Dichloroet...	1.568	1.569	1.676	1.680	1.774	1.699	1.728	1.670	4.61
18)	T Acrylonitrile	0.200	0.211	0.260	0.241	0.268	0.262	0.269	0.244	11.64
19)	T Cis-1,2-Dichlo...	0.842	0.871	0.867	0.915	0.911	0.912	0.919	0.891	3.44
20)	T 2,2-Dichloropr...	1.203	1.263	1.335	1.352	1.390	1.325	1.349	1.317	4.79
21)	T Bromochloromet...	0.311	0.331	0.332	0.348	0.359	0.338	0.328	0.335	4.60
23)	T Chloroform	1.419	1.361	1.316	1.361	1.487	1.419	1.440	1.401	4.13
24)	T Carbon Tetrach...	0.795	0.845	0.919	0.911	0.972	0.974	1.000	0.916	8.11
25)	T Tetrahydrofura...	0.221	0.215	0.227	0.213	0.224	0.208	0.211	0.217	3.22
26)	T 1,1,1-Trichlor...	1.101	1.272	1.212	1.245	1.313	1.299	1.314	1.251	6.06
27)	SURR% Dibromofluor...	0.088	0.083	0.091	0.091	0.086	0.088	0.089	0.088	3.24
28)	T Methyl Ethyl K...	0.305	0.342	0.300	0.311	0.341	0.326	0.320	0.321	5.23
29)	INT 1,4-Difluorobenzene	----------ISTD----------								
30)	T 1,1-Dichloropr...	0.707	0.752	0.817	0.807	0.826	0.805	0.812	0.789	5.50
31)	T Benzene	2.087	2.139	2.193	2.226	2.315	2.238	2.281	2.212	3.58
32)	T 1,2-Dichloroet...	0.642	0.609	0.611	0.655	0.670	0.665	0.686	0.648	4.53
34)	T Trichloroethene	0.498	0.507	0.535	0.548	0.565	0.541	0.544	0.534	4.41
35)	T Dibromomethane	0.229	0.233	0.260	0.263	0.273	0.273	0.281	0.259	7.80
36)	T 1,2-dichloropr...	0.598	0.557	0.591	0.576	0.625	0.592	0.601	0.591	3.57
37)	T Bromodichlorom...	0.606	0.591	0.609	0.634	0.676	0.661	0.689	0.638	5.97
38)	T cis-1,3-Dichlo...	0.773	0.722	0.803	0.828	0.886	0.872	0.897	0.826	7.81
39)	T Toluene	1.236	1.280	1.405	1.402	1.441	1.393	1.408	1.366	5.61
40)	SURR% Toluene-d8	1.195	1.210	1.237	1.249	1.282	1.313	1.361	1.264	4.66
41)	T 4-Methyl-2-Pen...	0.463	0.460	0.499	0.491	0.523	0.511	0.503	0.493	4.82
42)	T Tetrachloroethene	0.418	0.433	0.490	0.477	0.500	0.479	0.477	0.468	6.48
43)	T trans-1,3-Dich...	0.631	0.615	0.686	0.696	0.730	0.725	0.736	0.688	7.04
44)	T 1,1,2-Trichlor...	0.381	0.365	0.397	0.390	0.417	0.405	0.409	0.395	4.58

Method Path : H:\V2017\CHEM14\Methods\
Method File : VT-0710.M

45)	INT	Chlorobenzene-d5	----------ISTD----------								
46)	T	Dibromochlorom...	0.358	0.372	0.383	0.417	0.447	0.439	0.476	0.413	10.55
47)	T	1,3-Dichloropr...	0.667	0.716	0.760	0.768	0.795	0.743	0.759	0.744	5.62
48)	T	1,2-Dibromoethane	0.383	0.396	0.431	0.429	0.459	0.436	0.448	0.426	6.35
49)	T	2-Hexanone	0.347	0.371	0.376	0.388	0.421	0.403	0.412	0.388	6.71
50)	T	Chlorobenzene	1.437	1.449	1.506	1.521	1.506	1.433	1.416	1.467	2.90
51)	T	Ethylbenzene	0.839	0.914	0.922	0.936	0.932	0.853	0.854	0.893	4.71
52)	T	1,1,1,2-Tetrac...	0.455	0.411	0.467	0.458	0.473	0.452	0.479	0.456	4.85
53)	T	m&p-Xylene	1.071	1.113	1.148	1.144	1.127	1.042	1.038	1.097	4.27
54)	T	o-Xylene	0.950	1.038	1.073	1.123	1.145	1.082	1.085	1.071	5.94
55)	T	Styrene	1.659	1.566	1.723	1.758	1.780	1.674	1.690	1.693	4.19
56)	T	Bromoform	0.191	0.212	0.205	0.225	0.242	0.246	0.271	0.227	12.07
57)	SURR%	Bromofluorob...	0.473	0.501	0.505	0.498	0.511	0.514	0.525	0.504	3.22
58)	INT	1,4-Dichlorobenzen...	----------ISTD----------								
59)	SURR%	1,2-dichloro...	0.859	0.889	0.890	0.904	0.898	0.924	0.879	0.892	2.28
60)	T	Isopropylbenzene	1.552	1.504	1.583	1.616	1.579	1.505	1.464	1.543	3.50
61)	T	Bromobenzene	1.181	1.138	1.224	1.261	1.238	1.190	1.151	1.198	3.81
62)	T	n-Propylbenzene	1.371	1.499	1.597	1.557	1.555	1.491	1.417	1.498	5.41
63)	T	1,1,2,2-Tetrac...	0.918	1.002	1.027	1.028	1.056	1.015	1.008	1.008	4.29
64)	T	2-Chlorotoluene	1.108	1.305	1.321	1.292	1.291	1.220	1.180	1.245	6.33
65)	T	1,3,5-Trimethy...	4.671	4.463	4.856	4.800	4.779	4.462	4.366	4.628	4.22
66)	T	1,2,3-Trichlor...	0.780	0.753	0.799	0.817	0.829	0.787	0.753	0.788	3.70
67)	T	trans-1,4-Dich...	0.246	0.297	0.284	0.297	0.315	0.309	0.309	0.294	7.95
68)	T	4-Chlorotoluene	1.330	1.261	1.382	1.297	1.304	1.253	1.225	1.293	4.07
69)	T	tert-Butylbenzene	3.663	3.854	4.087	4.108	4.151	3.970	3.826	3.951	4.53
70)	T	1,2,4-Trimethy...	4.368	4.496	4.828	4.801	4.792	4.570	4.442	4.614	4.13
71)	T	sec-Butylbenzene	5.801	5.763	6.215	6.252	6.150	5.876	5.776	5.976	3.68
72)	T	p-Isopropyltol...	4.635	4.864	5.096	5.167	5.221	5.000	4.857	4.977	4.14
73)	T	1,3-Dichlorobe...	2.219	2.345	2.376	2.439	2.385	2.266	2.236	2.324	3.61
74)	T	1,4-Dichlorobe...	2.230	2.291	2.317	2.324	2.283	2.200	2.194	2.263	2.41
75)	T	2-Isopropyltol...	4.138	4.428	4.685	4.756	4.720	4.561	4.457	4.535	4.77
76)	T	n-Butylbenzene	4.375	4.605	4.844	4.808	4.824	4.609	4.537	4.657	3.76
77)	T	1,2-Dichlorobe...	1.963	1.962	2.106	2.104	2.136	2.057	2.047	2.054	3.37
78)	T	1,2-Dibromo-3-...	0.104	0.146	0.132	0.135	0.162	0.163	0.174	0.145	16.30#
79)	T	Hexachlorobuta...	0.819	0.924	0.959	0.969	0.948	0.891	0.905	0.916	5.64
80)	T	1,2,4-Trichlor...	1.384	1.446	1.479	1.473	1.452	1.415	1.395	1.435	2.60
81)	T	Naphthalene	2.490	2.665	3.003	3.092	3.354	3.356	3.386	3.049	11.71
82)	T	1,2,3-Trichlor...	1.177	1.209	1.332	1.320	1.351	1.336	1.330	1.293	5.40
83)	INT	1,4-Dioxane d8	----------ISTD----------								

(#,$,@)=Out of Range l=linear lf=linear(0,0) q=Quadratic qf=Quadratic(0,0)

Quantitation Report (QT Reviewed)

Data Path : H:\V2017\CHEM14\07JUL\071017\
Data File : 0710_26.D
Acq On : 10 Jul 2017 5:42 pm
Operator :
Client ID : ICAL 2
Lab ID : VOA-2.0 PPB STD.
ALS Vial : 1 Sample Multiplier: 1

Quant Time: Jul 10 19:39:45 2017
Quant Method : H:\V2017\CHEM14\METHODS\VT-0710.M
Quant Title : VOA Standards for 5 point calibration
QLast Update : Mon Jul 10 19:38:43 2017
Response via : Initial Calibration

Compound	R.T.	QIon	Response	Conc	Units	Dev(Min)
Internal Standards						
1) Pentafluorobenzene	3.257	168	296351	50.000	ug/l	0.00
29) 1,4-Difluorobenzene	3.566	114	439663	50.000	ug/l	0.00
45) Chlorobenzene-d5	5.401	117	407326	50.000	ug/l	0.00
58) 1,4-Dichlorobenzene-d4	7.147	152	195161	50.000	ug/l	0.00
83) 1,4-Dioxane d8	3.996	96	9030	500.000	ug/l	0.01
System Monitoring Compounds						
27) % Dibromofluoromethane	3.026	192	26062	50.930	ug/l	0.00
Spiked Amount 50.000	Range 70 - 130		Recovery = 101.86%			
40) % Toluene-d8	4.373	98	525434	46.601	ug/l	0.00
Spiked Amount 50.000	Range 70 - 130		Recovery = 93.20%			
57) % Bromofluorobenzene	6.282	95	192673	46.268	ug/l	0.00
Spiked Amount 50.000	Range 70 - 130		Recovery = 92.54%			
59) % 1,2-dichlorobenzene-d4	7.493	152	167572	47.794	ug/l	0.00
Spiked Amount 50.000	Range 70 - 130		Recovery = 95.58%			
Target Compounds						Qvalue
2) Dichlorodifluoromethane	1.091	85	8534	1.550	ug/l	88
3) Chloromethane	1.206	50	16537	1.890	ug/l	92
4) Vinyl Chloride	1.248	62	10922	1.785	ug/l	97
5) Bromomethane	1.432	94	4724	1.742	ug/l	99
6) Chloroethane	1.500	64	5268	1.833	ug/l	89
7) Trichlorofluoromethane	1.568	101	10832	1.527	ug/l	93
8) 1,1-Dichloroethene	1.830	96	6021	1.672	ug/l	97
9) Trichlorotrifluoroethane	1.841	151	3985	1.420	ug/l	87
10) Carbon Disulfide	1.857	76	19099	1.737	ug/l	86
12) Methylene Chloride	2.119	84	8433	2.388	ug/l	94
13) Acetone	2.155	43	3554	3.039	ug/l	96
14) Trans-1,2-Dichloroethene	2.203	96	8877	1.677	ug/l	95
16) Methyl t-Butyl Ether (...	2.250	73	21621	1.744	ug/l	99
17) 1,1-Dichloroethane	2.517	63	18582	1.768	ug/l	88
18) Acrylonitrile	2.554	53	2366	1.492	ug/l	90
19) Cis-1,2-Dichloroethene	2.790	96	9980	1.848	ug/l	90
20) 2,2-Dichloropropane	2.848	77	14261	1.731	ug/l	99
21) Bromochloromethane	2.895	128	3685	1.730	ug/l#	70
23) Chloroform	2.921	83	16816	1.908	ug/l	98
24) Carbon Tetrachloride	3.005	117	9429	1.637	ug/l	93
25) Tetrahydrofuran (THF)	3.021	42	6536	4.925	ug/l	71
26) 1,1,1-Trichloroethane	3.036	97	13054	1.677	ug/l	95
28) Methyl Ethyl Ketone	3.099	43	3616	1.789	ug/l	87
30) 1,1-Dichloropropene	3.099	75	12442	1.713	ug/l	98
31) Benzene	3.236	78	36697	1.802	ug/l	98
32) 1,2-Dichloroethane	3.351	62	11282	1.914	ug/l	97
34) Trichloroethene	3.550	130	8764	1.763	ug/l#	14
35) Dibromomethane	3.802	93	4025	1.680	ug/l	92
36) 1,2-dichloropropane	3.859	63	10513	1.912	ug/l	96
37) Bromodichloromethane	3.880	83	10651	1.791	ug/l	87
38) cis-1,3-Dichloropropene	4.263	75	13597	1.746	ug/l	98
39) Toluene	4.410	92	21734	1.715	ug/l	94
41) 4-Methyl-2-Pentanone	4.646	43	8135	1.769	ug/l	98
42) Tetrachloroethene	4.651	164	7346	1.671	ug/l	92
43) trans-1,3-Dichloropropene	4.677	75	11102	1.730	ug/l	96
44) 1,1,2-Trichloroethane	4.782	97	6698	1.824	ug/l	83
46) Dibromochloromethane	4.892	129	5829	1.601	ug/l	98

Data Path : H:\V2017\CHEM14\07JUL\071017\
Data File : 0710_26.D
Acq On : 10 Jul 2017 5:42 pm
Operator :
Client ID : ICAL 2
Lab ID : VOA-2.0 PPB STD.
ALS Vial : 1 Sample Multiplier: 1

Quant Time: Jul 10 19:39:45 2017
Quant Method : H:\V2017\CHEM14\METHODS\VT-0710.M
Quant Title : VOA Standards for 5 point calibration
QLast Update : Mon Jul 10 19:38:43 2017
Response via : Initial Calibration

Compound	R.T.	QIon	Response	Conc	Units	Dev(Min)
47) 1,3-Dichloropropane	4.966	76	10861	1.677	ug/l	95
48) 1,2-Dibromoethane	5.060	107	6239	1.670	ug/l	81
49) 2-Hexanone	5.207	43	5648	1.645	ug/l	93
50) Chlorobenzene	5.417	112	23407	1.908	ug/l	85
51) Ethylbenzene	5.427	106	13666	1.800	ug/l	95
52) 1,1,1,2-Tetrachloroethane	5.453	131	7415	1.924	ug/l	84
53) m&p-Xylene	5.527	106	34889	3.800	ug/l	96
54) o-Xylene	5.836	106	15482	1.659	ug/l	99
55) Styrene	5.878	104	27035	1.864	ug/l	99
56) Bromoform	5.904	173	3113	1.580	ug/l	89
60) Isopropylbenzene	6.067	120	12116	1.966	ug/l	97
61) Bromobenzene	6.360	156	9219	1.907	ug/l	95
62) n-Propylbenzene	6.376	120	10699	1.763	ug/l#	86
63) 1,1,2,2-Tetrachloroethane	6.439	83	7168	1.740	ug/l	99
64) 2-Chlorotoluene	6.502	126	8653	1.717	ug/l#	80
65) 1,3,5-Trimethylbenzene	6.528	105	36466	1.955	ug/l	97
66) 1,2,3-Trichloropropane	6.544	75	6089	1.883	ug/l	92
67) trans-1,4-Dichloro-2-b...	6.581	75	9612	7.827	ug/l	87
68) 4-Chlorotoluene	6.628	126	10379	2.039	ug/l	97
69) tert-Butylbenzene	6.775	119	28592	1.765	ug/l	94
70) 1,2,4-Trimethylbenzene	6.832	105	34096	1.823	ug/l	97
71) sec-Butylbenzene	6.911	105	45287	1.886	ug/l	95
72) p-Isopropyltoluene	7.026	119	36184	1.776	ug/l	96
73) 1,3-Dichlorobenzene	7.094	146	17324	1.861	ug/l	92
74) 1,4-Dichlorobenzene	7.163	146	17410	1.954	ug/l	90
75) 2-Isopropyltoluene	7.231	119	32306	1.753	ug/l	96
76) n-Butylbenzene	7.367	91	34157	1.814	ug/l	97
77) 1,2-Dichlorobenzene	7.503	146	15324	1.838	ug/l	88
78) 1,2-Dibromo-3-Chloropr...	8.148	155	814	1.288	ug/l#	57
79) Hexachlorobutadiene	8.625	225	6390	1.727	ug/l	95
80) 1,2,4-Trichlorobenzene	8.652	180	10807	1.907	ug/l	98
81) Naphthalene	8.888	128	19441	1.485	ug/l	97
82) 1,2,3-Trichlorobenzene	9.013	180	9190	1.743	ug/l	97

(#)out of range (m)manual integration reviewed by analyst (+)signals summed

Quantitation Report (QT Reviewed)

Data Path : H:\V2017\CHEM14\07JUL\071017\
Data File : 0710_26.D
Acq On : 10 Jul 2017 5:42 pm
Operator :
Client ID : ICAL 2
Lab ID : VOA-2.0 PPB STD.
ALS Vial : 1 Sample Multiplier: 1

Quant Time: Jul 10 19:39:45 2017
Quant Method : H:\V2017\CHEM14\METHODS\VT-0710.M
Quant Title : VOA Standards for 5 point calibration
QLast Update : Mon Jul 10 19:38:43 2017
Response via : Initial Calibration

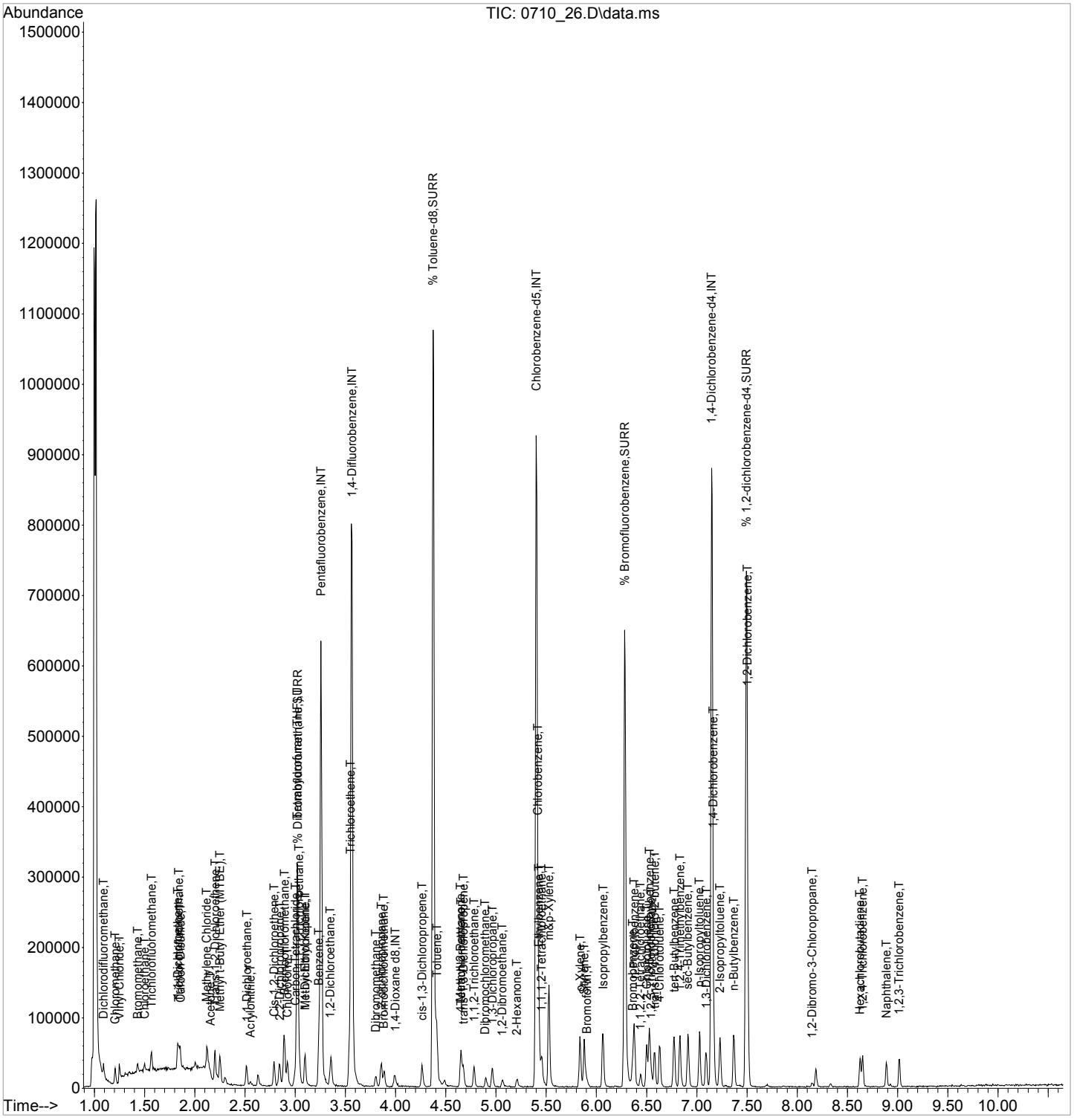

Quantitation Report (QT Reviewed)

Data Path : H:\V2017\CHEM14\07JUL\071017\
Data File : 0710_27.D
Acq On : 10 Jul 2017 6:04 pm
Operator :
Client ID : ICAL 5
Lab ID : VOA-5.0 PPB STD.
ALS Vial : 1 Sample Multiplier: 1

Quant Time: Jul 10 19:39:50 2017
Quant Method : H:\V2017\CHEM14\METHODS\VT-0710.M
Quant Title : VOA Standards for 5 point calibration
QLast Update : Mon Jul 10 19:38:43 2017
Response via : Initial Calibration

Compound	R.T.	QIon	Response	Conc	Units	Dev(Min)
Internal Standards						
1) Pentafluorobenzene	3.257	168	299818	50.000	ug/l	0.00
29) 1,4-Difluorobenzene	3.566	114	453285	50.000	ug/l	0.00
45) Chlorobenzene-d5	5.401	117	404374	50.000	ug/l	0.00
58) 1,4-Dichlorobenzene-d4	7.147	152	201276	50.000	ug/l	0.00
83) 1,4-Dioxane d8	3.991	96	9980	500.000	ug/l	0.00
System Monitoring Compounds						
27) % Dibromofluoromethane	3.021	192	24971	48.234	ug/l	0.00
Spiked Amount 50.000	Range 70 - 130		Recovery =	96.46%		
40) % Toluene-d8	4.373	98	548598	47.193	ug/l	0.00
Spiked Amount 50.000	Range 70 - 130		Recovery =	94.38%		
57) % Bromofluorobenzene	6.282	95	202655	49.021	ug/l	0.00
Spiked Amount 50.000	Range 70 - 130		Recovery =	98.04%		
59) % 1,2-dichlorobenzene-d4	7.493	152	178896	49.474	ug/l	0.00
Spiked Amount 50.000	Range 70 - 130		Recovery =	98.94%		
Target Compounds						Qvalue
2) Dichlorodifluoromethane	1.091	85	24946	4.478	ug/l	94
3) Chloromethane	1.207	50	39875	4.505	ug/l	98
4) Vinyl Chloride	1.249	62	28910	4.671	ug/l	95
5) Bromomethane	1.432	94	13538	4.936	ug/l	93
6) Chloroethane	1.500	64	13159	4.525	ug/l	83
7) Trichlorofluoromethane	1.568	101	33244	4.634	ug/l	98
8) 1,1-Dichloroethene	1.831	96	18342	5.035	ug/l	86
9) Trichlorotrifluoroethane	1.841	151	12639	4.453	ug/l	89
10) Carbon Disulfide	1.857	76	51098	4.595	ug/l	98
12) Methylene Chloride	2.124	84	18779	5.255	ug/l	98
13) Acetone	2.156	43	7452	6.299	ug/l	100
14) Trans-1,2-Dichloroethene	2.203	96	23862	4.456	ug/l	98
16) Methyl t-Butyl Ether (...	2.250	73	55500	4.425	ug/l	89
17) 1,1-Dichloroethane	2.517	63	47053	4.424	ug/l	99
18) Acrylonitrile	2.554	53	6318	3.937	ug/l	89
19) Cis-1,2-Dichloroethene	2.790	96	26112	4.780	ug/l	97
20) 2,2-Dichloropropane	2.842	77	37879	4.544	ug/l	99
21) Bromochloromethane	2.895	128	9929	4.607	ug/l#	84
23) Chloroform	2.921	83	40813	4.577	ug/l	95
24) Carbon Tetrachloride	3.000	117	25325	4.346	ug/l	99
25) Tetrahydrofuran (THF)	3.021	42	16082	11.977	ug/l	91
26) 1,1,1-Trichloroethane	3.036	97	38139	4.844	ug/l	95
28) Methyl Ethyl Ketone	3.094	43	10261	5.019	ug/l	87
30) 1,1-Dichloropropene	3.099	75	34073	4.550	ug/l	98
31) Benzene	3.236	78	96972	4.620	ug/l	97
32) 1,2-Dichloroethane	3.351	62	27602	4.541	ug/l	96
34) Trichloroethene	3.550	130	22988	4.485	ug/l#	68
35) Dibromomethane	3.802	93	10574	4.280	ug/l	99
36) 1,2-dichloropropane	3.854	63	25260	4.456	ug/l	98
37) Bromodichloromethane	3.886	83	26784	4.368	ug/l	98
38) cis-1,3-Dichloropropene	4.263	75	32713	4.075	ug/l	97
39) Toluene	4.410	92	58035	4.442	ug/l	99
41) 4-Methyl-2-Pentanone	4.646	43	20830	4.394	ug/l	99
42) Tetrachloroethene	4.651	164	19639	4.333	ug/l	97
43) trans-1,3-Dichloropropene	4.672	75	27870	4.212	ug/l	98
44) 1,1,2-Trichloroethane	4.782	97	16532	4.368	ug/l	96
46) Dibromochloromethane	4.903	129	15046	4.162	ug/l	98

Quantitation Report (QT Reviewed)

Data Path : H:\V2017\CHEM14\07JUL\071017\
Data File : 0710_27.D
Acq On : 10 Jul 2017 6:04 pm
Operator :
Client ID : ICAL 5
Lab ID : VOA-5.0 PPB STD.
ALS Vial : 1 Sample Multiplier: 1

Quant Time: Jul 10 19:39:50 2017
Quant Method : H:\V2017\CHEM14\METHODS\VT-0710.M
Quant Title : VOA Standards for 5 point calibration
QLast Update : Mon Jul 10 19:38:43 2017
Response via : Initial Calibration

Compound	R.T.	QIon	Response	Conc	Units	Dev(Min)
47) 1,3-Dichloropropane	4.966	76	28935	4.500	ug/l	94
48) 1,2-Dibromoethane	5.065	107	16025	4.321	ug/l	100
49) 2-Hexanone	5.202	43	15013	4.405	ug/l	89
50) Chlorobenzene	5.417	112	58604	4.812	ug/l	90
51) Ethylbenzene	5.427	106	36978	4.907	ug/l	97
52) 1,1,1,2-Tetrachloroethane	5.459	131	16637	4.348	ug/l	87
53) m&p-Xylene	5.527	106	89988	9.873	ug/l	100
54) o-Xylene	5.836	106	41970	4.530	ug/l	100
55) Styrene	5.878	104	63335	4.399	ug/l	96
56) Bromoform	5.904	173	8574	4.384	ug/l	99
60) Isopropylbenzene	6.062	120	30273	4.764	ug/l	99
61) Bromobenzene	6.361	156	22904	4.594	ug/l	93
62) n-Propylbenzene	6.376	120	30170	4.820	ug/l	88
63) 1,1,2,2-Tetrachloroethane	6.439	83	20166	4.746	ug/l	98
64) 2-Chlorotoluene	6.502	126	26270	5.055	ug/l	98
65) 1,3,5-Trimethylbenzene	6.528	105	89830	4.670	ug/l	98
66) 1,2,3-Trichloropropane	6.544	75	15165	4.547	ug/l	93
67) trans-1,4-Dichloro-2-b...	6.575	75	29936	23.637	ug/l	96
68) 4-Chlorotoluene	6.628	126	25372	4.834	ug/l	92
69) tert-Butylbenzene	6.775	119	77564	4.641	ug/l	98
70) 1,2,4-Trimethylbenzene	6.832	105	90503	4.692	ug/l	100
71) sec-Butylbenzene	6.916	105	115993	4.685	ug/l	100
72) p-Isopropyltoluene	7.026	119	97908	4.658	ug/l	97
73) 1,3-Dichlorobenzene	7.089	146	47195	4.916	ug/l	98
74) 1,4-Dichlorobenzene	7.163	146	46111	5.017	ug/l	97
75) 2-Isopropyltoluene	7.231	119	89133	4.691	ug/l	99
76) n-Butylbenzene	7.372	91	92679	4.773	ug/l	99
77) 1,2-Dichlorobenzene	7.503	146	39493	4.593	ug/l	92
78) 1,2-Dibromo-3-Chloropr...	8.148	155	2932	4.497	ug/l	87
79) Hexachlorobutadiene	8.626	225	18599	4.875	ug/l	99
80) 1,2,4-Trichlorobenzene	8.652	180	29104	4.981	ug/l	96
81) Naphthalene	8.888	128	53630	3.972	ug/l	97
82) 1,2,3-Trichlorobenzene	9.019	180	24326	4.474	ug/l	97

(#)out of range (m)manual integration reviewed by analyst (+)signals summed

Quantitation Report (QT Reviewed)

Data Path : H:\V2017\CHEM14\07JUL\071017\
Data File : 0710_27.D
Acq On : 10 Jul 2017 6:04 pm
Operator :
Client ID : ICAL 5
Lab ID : VOA-5.0 PPB STD.
ALS Vial : 1 Sample Multiplier: 1

Quant Time: Jul 10 19:39:50 2017
Quant Method : H:\V2017\CHEM14\METHODS\VT-0710.M
Quant Title : VOA Standards for 5 point calibration
QLast Update : Mon Jul 10 19:38:43 2017
Response via : Initial Calibration

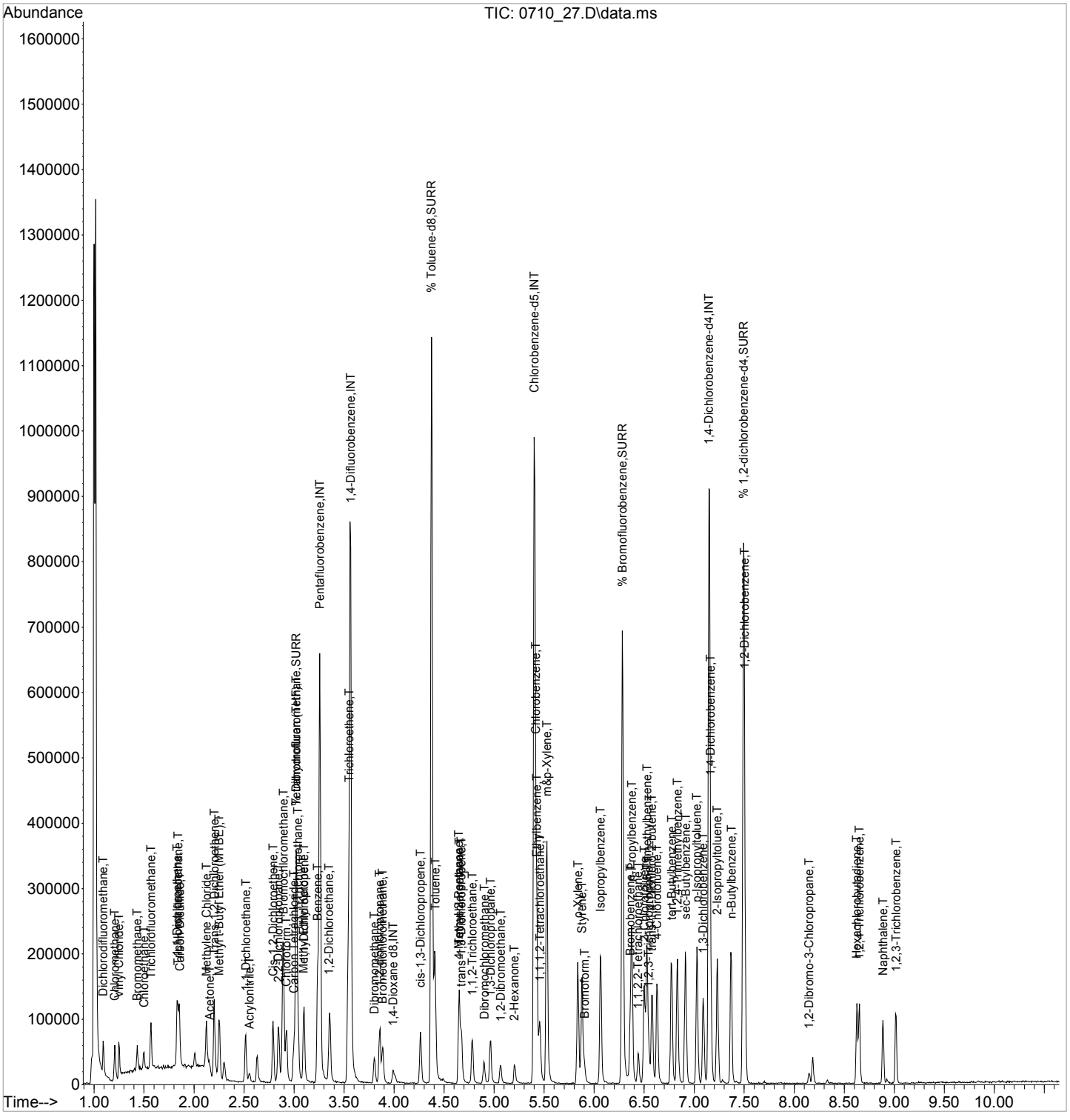

Quantitation Report (QT Reviewed)

Data Path : H:\V2017\CHEM14\07JUL\071017\
Data File : 0710_28.D
Acq On : 10 Jul 2017 6:26 pm
Operator :
Client ID : ICAL 10
Lab ID : VOA- 10 PPB STD.
ALS Vial : 1 Sample Multiplier: 1

Quant Time: Jul 10 19:39:56 2017
Quant Method : H:\V2017\CHEM14\METHODS\VT-0710.M
Quant Title : VOA Standards for 5 point calibration
QLast Update : Mon Jul 10 19:38:43 2017
Response via : Initial Calibration

Compound	R.T.	QIon	Response	Conc	Units	Dev(Min)
Internal Standards						
1) Pentafluorobenzene	3.257	168	283284	50.000	ug/l	0.00
29) 1,4-Difluorobenzene	3.566	114	423744	50.000	ug/l	0.00
45) Chlorobenzene-d5	5.401	117	386612	50.000	ug/l	0.00
58) 1,4-Dichlorobenzene-d4	7.152	152	188807	50.000	ug/l	0.00
83) 1,4-Dioxane d8	3.996	96	8931	500.000	ug/l	0.01
System Monitoring Compounds						
27) % Dibromofluoromethane	3.021	192	25904	52.957	ug/l	0.00
Spiked Amount 50.000	Range 70 - 130		Recovery = 105.92%			
40) % Toluene-d8	4.373	98	524321	48.249	ug/l	0.00
Spiked Amount 50.000	Range 70 - 130		Recovery = 96.50%			
57) % Bromofluorobenzene	6.282	95	195258	49.401	ug/l	0.00
Spiked Amount 50.000	Range 70 - 130		Recovery = 98.80%			
59) % 1,2-dichlorobenzene-d4	7.493	152	167944	49.512	ug/l	0.00
Spiked Amount 50.000	Range 70 - 130		Recovery = 99.02%			
Target Compounds						Qvalue
2) Dichlorodifluoromethane	1.091	85	46958	8.921	ug/l	98
3) Chloromethane	1.207	50	79622	9.522	ug/l	98
4) Vinyl Chloride	1.249	62	53406	9.132	ug/l	96
5) Bromomethane	1.432	94	26103	10.072	ug/l	89
6) Chloroethane	1.500	64	25337	9.221	ug/l	89
7) Trichlorofluoromethane	1.568	101	64392	9.499	ug/l	95
8) 1,1-Dichloroethene	1.831	96	31587	9.176	ug/l	98
9) Trichlorotrifluoroethane	1.841	151	25212	9.400	ug/l	88
10) Carbon Disulfide	1.857	76	100935	9.605	ug/l	99
12) Methylene Chloride	2.124	84	34272	10.151	ug/l	99
13) Acetone	2.156	43	13031	11.658	ug/l	99
14) Trans-1,2-Dichloroethene	2.203	96	47881	9.464	ug/l	96
16) Methyl t-Butyl Ether (...	2.250	73	113277	9.558	ug/l	95
17) 1,1-Dichloroethane	2.517	63	94969	9.450	ug/l	97
18) Acrylonitrile	2.554	53	14729	9.715	ug/l	95
19) Cis-1,2-Dichloroethene	2.790	96	49127	9.518	ug/l	99
20) 2,2-Dichloropropane	2.848	77	75625	9.601	ug/l	98
21) Bromochloromethane	2.895	128	18820	9.242	ug/l#	83
23) Chloroform	2.921	83	74563	8.849	ug/l	91
24) Carbon Tetrachloride	3.000	117	52041	9.451	ug/l	95
25) Tetrahydrofuran (THF)	3.021	42	32084	25.289	ug/l	83
26) 1,1,1-Trichloroethane	3.036	97	68689	9.233	ug/l	95
28) Methyl Ethyl Ketone	3.094	43	16980	8.790	ug/l	95
30) 1,1-Dichloropropene	3.099	75	69234	9.889	ug/l	98
31) Benzene	3.236	78	185891	9.474	ug/l	100
32) 1,2-Dichloroethane	3.351	62	51791	9.115	ug/l	94
34) Trichloroethene	3.550	130	45308	9.456	ug/l#	83
35) Dibromomethane	3.802	93	22071	9.556	ug/l	100
36) 1,2-dichloropropane	3.854	63	50066	9.449	ug/l	99
37) Bromodichloromethane	3.886	83	51652	9.011	ug/l	98
38) cis-1,3-Dichloropropene	4.263	75	68020	9.063	ug/l	91
39) Toluene	4.410	92	119086	9.750	ug/l	94
41) 4-Methyl-2-Pentanone	4.646	43	42252	9.534	ug/l	98
42) Tetrachloroethene	4.651	164	41530	9.802	ug/l	93
43) trans-1,3-Dichloropropene	4.672	75	58142	9.400	ug/l	94
44) 1,1,2-Trichloroethane	4.782	97	33638	9.507	ug/l	97
46) Dibromochloromethane	4.898	129	29641	8.576	ug/l	97

Quantitation Report (QT Reviewed)

Data Path : H:\V2017\CHEM14\07JUL\071017\
Data File : 0710_28.D
Acq On : 10 Jul 2017 6:26 pm
Operator :
Client ID : ICAL 10
Lab ID : VOA- 10 PPB STD.
ALS Vial : 1 Sample Multiplier: 1

Quant Time: Jul 10 19:39:56 2017
Quant Method : H:\V2017\CHEM14\METHODS\VT-0710.M
Quant Title : VOA Standards for 5 point calibration
QLast Update : Mon Jul 10 19:38:43 2017
Response via : Initial Calibration

Compound	R.T.	QIon	Response	Conc Units	Dev(Min)
47) 1,3-Dichloropropane	4.961	76	58792	9.563 ug/l	98
48) 1,2-Dibromoethane	5.066	107	33300	9.392 ug/l	99
49) 2-Hexanone	5.202	43	29036	8.911 ug/l	95
50) Chlorobenzene	5.412	112	116415	9.998 ug/l	93
51) Ethylbenzene	5.427	106	71281	9.894 ug/l	86
52) 1,1,1,2-Tetrachloroethane	5.459	131	36124	9.874 ug/l	92
53) m&p-Xylene	5.527	106	177536	20.374 ug/l	99
54) o-Xylene	5.836	106	82935	9.364 ug/l	100
55) Styrene	5.878	104	133217	9.679 ug/l	97
56) Bromoform	5.904	173	15822	8.462 ug/l	97
60) Isopropylbenzene	6.062	120	59771	10.027 ug/l	95
61) Bromobenzene	6.361	156	46233	9.887 ug/l	94
62) n-Propylbenzene	6.376	120	60322	10.274 ug/l	98
63) 1,1,2,2-Tetrachloroethane	6.439	83	38779	9.729 ug/l	98
64) 2-Chlorotoluene	6.502	126	49886	10.233 ug/l	97
65) 1,3,5-Trimethylbenzene	6.528	105	183363	10.162 ug/l	100
66) 1,2,3-Trichloropropane	6.544	75	30167	9.642 ug/l	98
67) trans-1,4-Dichloro-2-b...	6.576	75	53595	45.112 ug/l	92
68) 4-Chlorotoluene	6.628	126	52172	10.596 ug/l	99
69) tert-Butylbenzene	6.775	119	154338	9.845 ug/l	96
70) 1,2,4-Trimethylbenzene	6.832	105	182296	10.075 ug/l	100
71) sec-Butylbenzene	6.911	105	234684	10.105 ug/l	97
72) p-Isopropyltoluene	7.026	119	192447	9.761 ug/l	98
73) 1,3-Dichlorobenzene	7.089	146	89711	9.962 ug/l	99
74) 1,4-Dichlorobenzene	7.163	146	87497	10.149 ug/l	99
75) 2-Isopropyltoluene	7.231	119	176915	9.925 ug/l	100
76) n-Butylbenzene	7.367	91	182909	10.041 ug/l	97
77) 1,2-Dichlorobenzene	7.504	146	79507	9.857 ug/l	97
78) 1,2-Dibromo-3-Chloropr...	8.148	155	4982	8.146 ug/l	84
79) Hexachlorobutadiene	8.626	225	36229	10.123 ug/l	97
80) 1,2,4-Trichlorobenzene	8.652	180	55864	10.192 ug/l	98
81) Naphthalene	8.888	128	113391	8.952 ug/l	98
82) 1,2,3-Trichlorobenzene	9.019	180	50313	9.864 ug/l	99

(#)out of range (m)manual integration reviewed by analyst (+)signals summed

Quantitation Report (QT Reviewed)

Data Path : H:\V2017\CHEM14\07JUL\071017\
Data File : 0710_28.D
Acq On : 10 Jul 2017 6:26 pm
Operator :
Client ID : ICAL 10
Lab ID : VOA- 10 PPB STD.
ALS Vial : 1 Sample Multiplier: 1

Quant Time: Jul 10 19:39:56 2017
Quant Method : H:\V2017\CHEM14\METHODS\VT-0710.M
Quant Title : VOA Standards for 5 point calibration
QLast Update : Mon Jul 10 19:38:43 2017
Response via : Initial Calibration

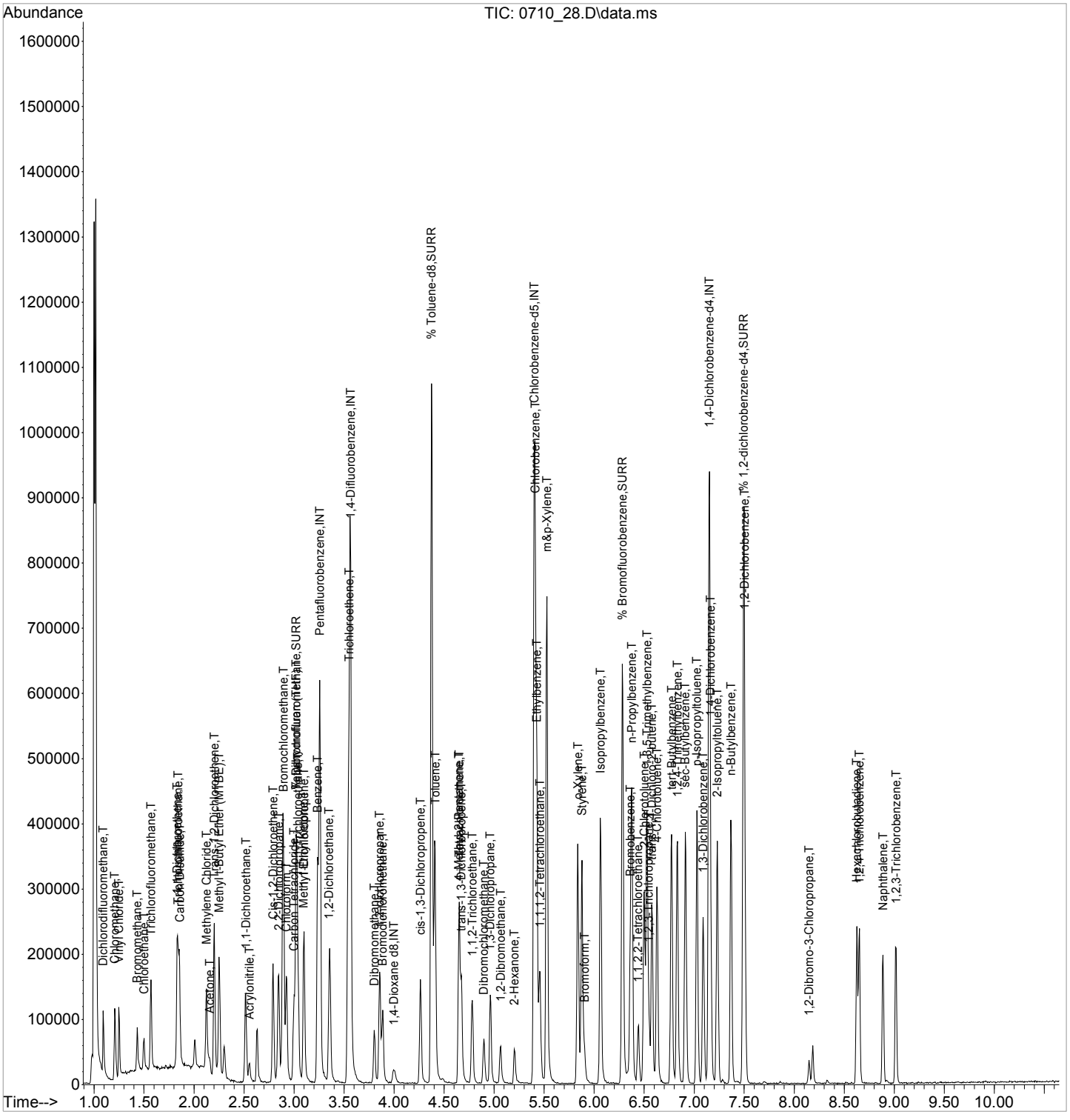

Quantitation Report (QT Reviewed)

Data Path : H:\V2017\CHEM14\07JUL\071017\
Data File : 0710_29.D
Acq On : 10 Jul 2017 6:49 pm
Operator :
Client ID : ICAL 20
Lab ID : VOA- 20 PPB STD.
ALS Vial : 1 Sample Multiplier: 1

Quant Time: Jul 10 19:40:01 2017
Quant Method : H:\V2017\CHEM14\METHODS\VT-0710.M
Quant Title : VOA Standards for 5 point calibration
QLast Update : Mon Jul 10 19:38:43 2017
Response via : Initial Calibration

Compound	R.T.	QIon	Response	Conc	Units	Dev(Min)
Internal Standards						
1) Pentafluorobenzene	3.257	168	282147	50.000	ug/l	0.00
29) 1,4-Difluorobenzene	3.566	114	421962	50.000	ug/l	0.00
45) Chlorobenzene-d5	5.401	117	386496	50.000	ug/l	0.00
58) 1,4-Dichlorobenzene-d4	7.147	152	188701	50.000	ug/l	0.00
83) 1,4-Dioxane d8	3.991	96	9308	500.000	ug/l	0.00
System Monitoring Compounds						
27) % Dibromofluoromethane	3.021	192	25797	52.950	ug/l	0.00
Spiked Amount 50.000	Range 70 - 130		Recovery = 105.90%			
40) % Toluene-d8	4.374	98	527138	48.714	ug/l	0.00
Spiked Amount 50.000	Range 70 - 130		Recovery = 97.42%			
57) % Bromofluorobenzene	6.282	95	192508	48.720	ug/l	0.00
Spiked Amount 50.000	Range 70 - 130		Recovery = 97.44%			
59) % 1,2-dichlorobenzene-d4	7.493	152	170673	50.345	ug/l	0.00
Spiked Amount 50.000	Range 70 - 130		Recovery = 100.70%			
Target Compounds						Qvalue
2) Dichlorodifluoromethane	1.091	85	99874	19.051	ug/l	99
3) Chloromethane	1.207	50	160236	19.239	ug/l	99
4) Vinyl Chloride	1.249	62	113129	19.421	ug/l	95
5) Bromomethane	1.432	94	48170	18.662	ug/l	98
6) Chloroethane	1.495	64	53830	19.669	ug/l	96
7) Trichlorofluoromethane	1.569	101	129393	19.165	ug/l	97
8) 1,1-Dichloroethene	1.831	96	66050	19.265	ug/l	99
9) Trichlorotrifluoroethane	1.841	151	49843	18.659	ug/l	88
10) Carbon Disulfide	1.857	76	203214	19.417	ug/l	99
12) Methylene Chloride	2.124	84	67116	19.959	ug/l	97
13) Acetone	2.156	43	21397	19.219	ug/l	84
14) Trans-1,2-Dichloroethene	2.203	96	98037	19.456	ug/l	99
16) Methyl t-Butyl Ether (...	2.250	73	224303	19.003	ug/l	95
17) 1,1-Dichloroethane	2.518	63	189553	18.938	ug/l	99
18) Acrylonitrile	2.554	53	27229	18.031	ug/l	98
19) Cis-1,2-Dichloroethene	2.790	96	103315	20.096	ug/l	96
20) 2,2-Dichloropropane	2.843	77	152637	19.456	ug/l	98
21) Bromochloromethane	2.895	128	39278	19.366	ug/l	90
23) Chloroform	2.921	83	153573	18.300	ug/l	93
24) Carbon Tetrachloride	3.000	117	102843	18.753	ug/l	96
25) Tetrahydrofuran (THF)	3.021	42	60200	47.642	ug/l	96
26) 1,1,1-Trichloroethane	3.037	97	140519	18.964	ug/l	98
28) Methyl Ethyl Ketone	3.089	43	35045	18.215	ug/l	96
30) 1,1-Dichloropropene	3.099	75	136155	19.531	ug/l	98
31) Benzene	3.236	78	375769	19.231	ug/l	99
32) 1,2-Dichloroethane	3.351	62	110553	19.539	ug/l	99
34) Trichloroethene	3.550	130	92545	19.395	ug/l	92
35) Dibromomethane	3.802	93	44438	19.321	ug/l	97
36) 1,2-dichloropropane	3.854	63	97193	18.420	ug/l	98
37) Bromodichloromethane	3.886	83	107040	18.753	ug/l	98
38) cis-1,3-Dichloropropene	4.263	75	139683	18.690	ug/l	97
39) Toluene	4.405	92	236642	19.457	ug/l	94
41) 4-Methyl-2-Pentanone	4.646	43	82891	18.783	ug/l	99
42) Tetrachloroethene	4.651	164	80436	19.066	ug/l	96
43) trans-1,3-Dichloropropene	4.672	75	117489	19.075	ug/l	96
44) 1,1,2-Trichloroethane	4.777	97	65779	18.669	ug/l	96
46) Dibromochloromethane	4.898	129	64436	18.649	ug/l	100

Quantitation Report (QT Reviewed)

Data Path : H:\V2017\CHEM14\07JUL\071017\
Data File : 0710_29.D
Acq On : 10 Jul 2017 6:49 pm
Operator :
Client ID : ICAL 20
Lab ID : VOA- 20 PPB STD.
ALS Vial : 1 Sample Multiplier: 1

Quant Time: Jul 10 19:40:01 2017
Quant Method : H:\V2017\CHEM14\METHODS\VT-0710.M
Quant Title : VOA Standards for 5 point calibration
QLast Update : Mon Jul 10 19:38:43 2017
Response via : Initial Calibration

Compound	R.T.	QIon	Response	Conc	Units	Dev(Min)
47) 1,3-Dichloropropane	4.961	76	118775	19.325	ug/l	99
48) 1,2-Dibromoethane	5.060	107	66257	18.694	ug/l	100
49) 2-Hexanone	5.202	43	59965	18.409	ug/l	95
50) Chlorobenzene	5.412	112	235149	20.200	ug/l	95
51) Ethylbenzene	5.422	106	144642	20.082	ug/l	97
52) 1,1,1,2-Tetrachloroethane	5.459	131	70807	19.361	ug/l	96
53) m&p-Xylene	5.527	106	353723	40.604	ug/l	98
54) o-Xylene	5.836	106	173610	19.607	ug/l	97
55) Styrene	5.878	104	271719	19.747	ug/l	99
56) Bromoform	5.905	173	34741	18.586	ug/l	99
60) Isopropylbenzene	6.062	120	122005	20.479	ug/l	96
61) Bromobenzene	6.361	156	95206	20.371	ug/l	94
62) n-Propylbenzene	6.376	120	117504	20.025	ug/l	90
63) 1,1,2,2-Tetrachloroethane	6.439	83	77622	19.484	ug/l	99
64) 2-Chlorotoluene	6.502	126	97551	20.022	ug/l	91
65) 1,3,5-Trimethylbenzene	6.528	105	362318	20.090	ug/l	100
66) 1,2,3-Trichloropropane	6.544	75	61686	19.727	ug/l	98
67) trans-1,4-Dichloro-2-b...	6.576	75	112023	94.345	ug/l	95
68) 4-Chlorotoluene	6.628	126	97870	19.888	ug/l	90
69) tert-Butylbenzene	6.775	119	310061	19.790	ug/l	97
70) 1,2,4-Trimethylbenzene	6.833	105	362410	20.041	ug/l	100
71) sec-Butylbenzene	6.911	105	471923	20.331	ug/l	98
72) p-Isopropyltoluene	7.027	119	389981	19.792	ug/l	99
73) 1,3-Dichlorobenzene	7.089	146	184125	20.457	ug/l	97
74) 1,4-Dichlorobenzene	7.163	146	175442	20.361	ug/l	98
75) 2-Isopropyltoluene	7.231	119	358991	20.151	ug/l	99
76) n-Butylbenzene	7.367	91	362905	19.933	ug/l	98
77) 1,2-Dichlorobenzene	7.504	146	158829	19.701	ug/l	97
78) 1,2-Dibromo-3-Chloropr...	8.149	155	10171	16.639	ug/l	92
79) Hexachlorobutadiene	8.626	225	73141	20.449	ug/l	96
80) 1,2,4-Trichlorobenzene	8.652	180	111219	20.302	ug/l	98
81) Naphthalene	8.888	128	233354	18.434	ug/l	99
82) 1,2,3-Trichlorobenzene	9.014	180	99613	19.540	ug/l	100

(#)out of range (m)manual integration reviewed by analyst (+)signals summed

Quantitation Report (QT Reviewed)

Data Path : H:\V2017\CHEM14\07JUL\071017\
Data File : 0710_29.D
Acq On : 10 Jul 2017 6:49 pm
Operator :
Client ID : ICAL 20
Lab ID : VOA- 20 PPB STD.
ALS Vial : 1 Sample Multiplier: 1

Quant Time: Jul 10 19:40:01 2017
Quant Method : H:\V2017\CHEM14\METHODS\VT-0710.M
Quant Title : VOA Standards for 5 point calibration
QLast Update : Mon Jul 10 19:38:43 2017
Response via : Initial Calibration

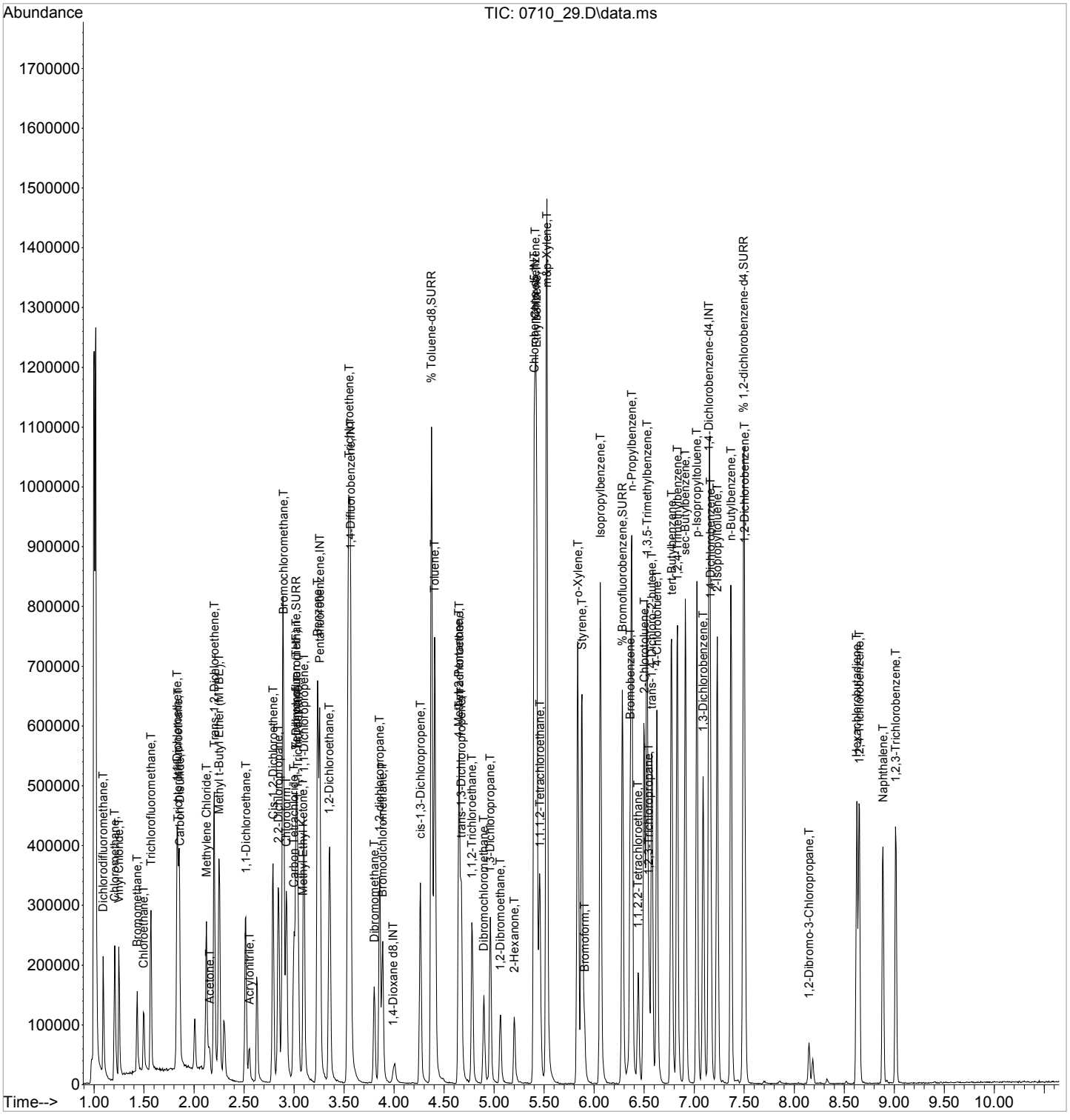

Quantitation Report (QT Reviewed)

Data Path : H:\V2017\CHEM14\07JUL\071017\
Data File : 0710_30.D
Acq On : 10 Jul 2017 7:11 pm
Operator :
Client ID : ICAL 50
Lab ID : VOA- 50 PPB STD.
ALS Vial : 5 Sample Multiplier: 1

Quant Time: Jul 10 19:40:06 2017
Quant Method : H:\V2017\CHEM14\METHODS\VT-0710.M
Quant Title : VOA Standards for 5 point calibration
QLast Update : Mon Jul 10 19:38:43 2017
Response via : Initial Calibration

Compound	R.T.	QIon	Response	Conc	Units	Dev(Min)
Internal Standards						
1) Pentafluorobenzene	3.257	168	270407	50.000	ug/l	0.00
29) 1,4-Difluorobenzene	3.566	114	406659	50.000	ug/l	0.00
45) Chlorobenzene-d5	5.401	117	380375	50.000	ug/l	0.00
58) 1,4-Dichlorobenzene-d4	7.147	152	188752	50.000	ug/l	0.00
83) 1,4-Dioxane d8	3.986	96	9389	500.000	ug/l	0.00
System Monitoring Compounds						
27) % Dibromofluoromethane	3.021	192	23346	50.000	ug/l	0.00
Spiked Amount 50.000	Range 70 - 130		Recovery = 100.00%			
40) % Toluene-d8	4.374	98	521437	50.000	ug/l	0.00
Spiked Amount 50.000	Range 70 - 130		Recovery = 100.00%			
57) % Bromofluorobenzene	6.282	95	194436	50.000	ug/l	0.00
Spiked Amount 50.000	Range 70 - 130		Recovery = 100.00%			
59) % 1,2-dichlorobenzene-d4	7.493	152	169549	50.000	ug/l	0.00
Spiked Amount 50.000	Range 70 - 130		Recovery = 100.00%			
Target Compounds						Qvalue
2) Dichlorodifluoromethane	1.091	85	251219	50.000	ug/l	99
3) Chloromethane	1.207	50	399106	50.000	ug/l	99
4) Vinyl Chloride	1.249	62	279132	50.000	ug/l	99
5) Bromomethane	1.432	94	123688	50.000	ug/l	96
6) Chloroethane	1.495	64	131149	50.000	ug/l	100
7) Trichlorofluoromethane	1.569	101	323531	50.000	ug/l	100
8) 1,1-Dichloroethene	1.831	96	164289	50.000	ug/l	100
9) Trichlorotrifluoroethane	1.841	151	128004	50.000	ug/l	93
10) Carbon Disulfide	1.857	76	501527	50.000	ug/l	99
12) Methylene Chloride	2.124	84	161139	50.000	ug/l	100
13) Acetone	2.156	43	53349	50.000	ug/l	91
14) Trans-1,2-Dichloroethene	2.203	96	241460	50.000	ug/l	99
16) Methyl t-Butyl Ether (...	2.250	73	565627	50.000	ug/l	98
17) 1,1-Dichloroethane	2.512	63	479626	50.000	ug/l	99
18) Acrylonitrile	2.549	53	72363	50.000	ug/l	98
19) Cis-1,2-Dichloroethene	2.790	96	246356	50.000	ug/l	98
20) 2,2-Dichloropropane	2.843	77	375942	50.000	ug/l	98
21) Bromochloromethane	2.895	128	97189	50.000	ug/l	92
23) Chloroform	2.921	83	402137	50.000	ug/l	100
24) Carbon Tetrachloride	3.000	117	262797	50.000	ug/l	96
25) Tetrahydrofuran (THF)	3.021	42	151378	125.000	ug/l	95
26) 1,1,1-Trichloroethane	3.037	97	355070	50.000	ug/l	99
28) Methyl Ethyl Ketone	3.089	43	92197	50.000	ug/l	90
30) 1,1-Dichloropropene	3.099	75	335926	50.000	ug/l	98
31) Benzene	3.236	78	941545	50.000	ug/l	99
32) 1,2-Dichloroethane	3.351	62	272645	50.000	ug/l	98
34) Trichloroethene	3.550	130	229922	50.000	ug/l	95
35) Dibromomethane	3.802	93	110827	50.000	ug/l	98
36) 1,2-dichloropropane	3.854	63	254256	50.000	ug/l	99
37) Bromodichloromethane	3.886	83	275048	50.000	ug/l	98
38) cis-1,3-Dichloropropene	4.263	75	360138	50.000	ug/l	99
39) Toluene	4.405	92	586048	50.000	ug/l	96
41) 4-Methyl-2-Pentanone	4.646	43	212656	50.000	ug/l	97
42) Tetrachloroethene	4.651	164	203294	50.000	ug/l	95
43) trans-1,3-Dichloropropene	4.672	75	296794	50.000	ug/l	100
44) 1,1,2-Trichloroethane	4.777	97	169779	50.000	ug/l	98
46) Dibromochloromethane	4.898	129	170020	50.000	ug/l	98

Quantitation Report (QT Reviewed)

Data Path : H:\V2017\CHEM14\07JUL\071017\
Data File : 0710_30.D
Acq On : 10 Jul 2017 7:11 pm
Operator :
Client ID : ICAL 50
Lab ID : VOA- 50 PPB STD.
ALS Vial : 5 Sample Multiplier: 1

Quant Time: Jul 10 19:40:06 2017
Quant Method : H:\V2017\CHEM14\METHODS\VT-0710.M
Quant Title : VOA Standards for 5 point calibration
QLast Update : Mon Jul 10 19:38:43 2017
Response via : Initial Calibration

	Compound	R.T.	QIon	Response	Conc	Units	Dev(Min)
47)	1,3-Dichloropropane	4.961	76	302449	50.000	ug/l	98
48)	1,2-Dibromoethane	5.060	107	174410	50.000	ug/l	94
49)	2-Hexanone	5.202	43	160285	50.000	ug/l	95
50)	Chlorobenzene	5.412	112	572822	50.000	ug/l	95
51)	Ethylbenzene	5.422	106	354425	50.000	ug/l	94
52)	1,1,1,2-Tetrachloroethane	5.459	131	179967	50.000	ug/l	99
53)	m&p-Xylene	5.527	106	857346	100.000	ug/l	97
54)	o-Xylene	5.836	106	435718	50.000	ug/l	96
55)	Styrene	5.878	104	677093	50.000	ug/l	100
56)	Bromoform	5.904	173	91979	50.000	ug/l	98
60)	Isopropylbenzene	6.067	120	297953	50.000	ug/l	94
61)	Bromobenzene	6.361	156	233749	50.000	ug/l	95
62)	n-Propylbenzene	6.376	120	293474	50.000	ug/l	93
63)	1,1,2,2-Tetrachloroethane	6.439	83	199245	50.000	ug/l	99
64)	2-Chlorotoluene	6.502	126	243677	50.000	ug/l	96
65)	1,3,5-Trimethylbenzene	6.528	105	901965	50.000	ug/l	98
66)	1,2,3-Trichloropropane	6.544	75	156394	50.000	ug/l	97
67)	trans-1,4-Dichloro-2-b...	6.576	75	296925	250.000	ug/l	96
68)	4-Chlorotoluene	6.628	126	246116	50.000	ug/l	93
69)	tert-Butylbenzene	6.775	119	783579	50.000	ug/l	98
70)	1,2,4-Trimethylbenzene	6.827	105	904409	50.000	ug/l	99
71)	sec-Butylbenzene	6.911	105	1160889	50.000	ug/l	99
72)	p-Isopropyltoluene	7.027	119	985471	50.000	ug/l	99
73)	1,3-Dichlorobenzene	7.089	146	450141	50.000	ug/l	99
74)	1,4-Dichlorobenzene	7.163	146	430955	50.000	ug/l	100
75)	2-Isopropyltoluene	7.231	119	890992	50.000	ug/l	99
76)	n-Butylbenzene	7.367	91	910539	50.000	ug/l	98
77)	1,2-Dichlorobenzene	7.504	146	403198	50.000	ug/l	99
78)	1,2-Dibromo-3-Chloropr...	8.149	155	30572	50.000	ug/l	97
79)	Hexachlorobutadiene	8.626	225	178886	50.000	ug/l	100
80)	1,2,4-Trichlorobenzene	8.652	180	273982	50.000	ug/l	99
81)	Naphthalene	8.888	128	633109	50.000	ug/l	100
82)	1,2,3-Trichlorobenzene	9.014	180	254960	50.000	ug/l	100

(#)out of range (m)manual integration reviewed by analyst (+)signals summed

Quantitation Report (QT Reviewed)

Data Path : H:\V2017\CHEM14\07JUL\071017\
Data File : 0710_30.D
Acq On : 10 Jul 2017 7:11 pm
Operator :
Client ID : ICAL 50
Lab ID : VOA- 50 PPB STD.
ALS Vial : 5 Sample Multiplier: 1

Quant Time: Jul 10 19:40:06 2017
Quant Method : H:\V2017\CHEM14\METHODS\VT-0710.M
Quant Title : VOA Standards for 5 point calibration
QLast Update : Mon Jul 10 19:38:43 2017
Response via : Initial Calibration

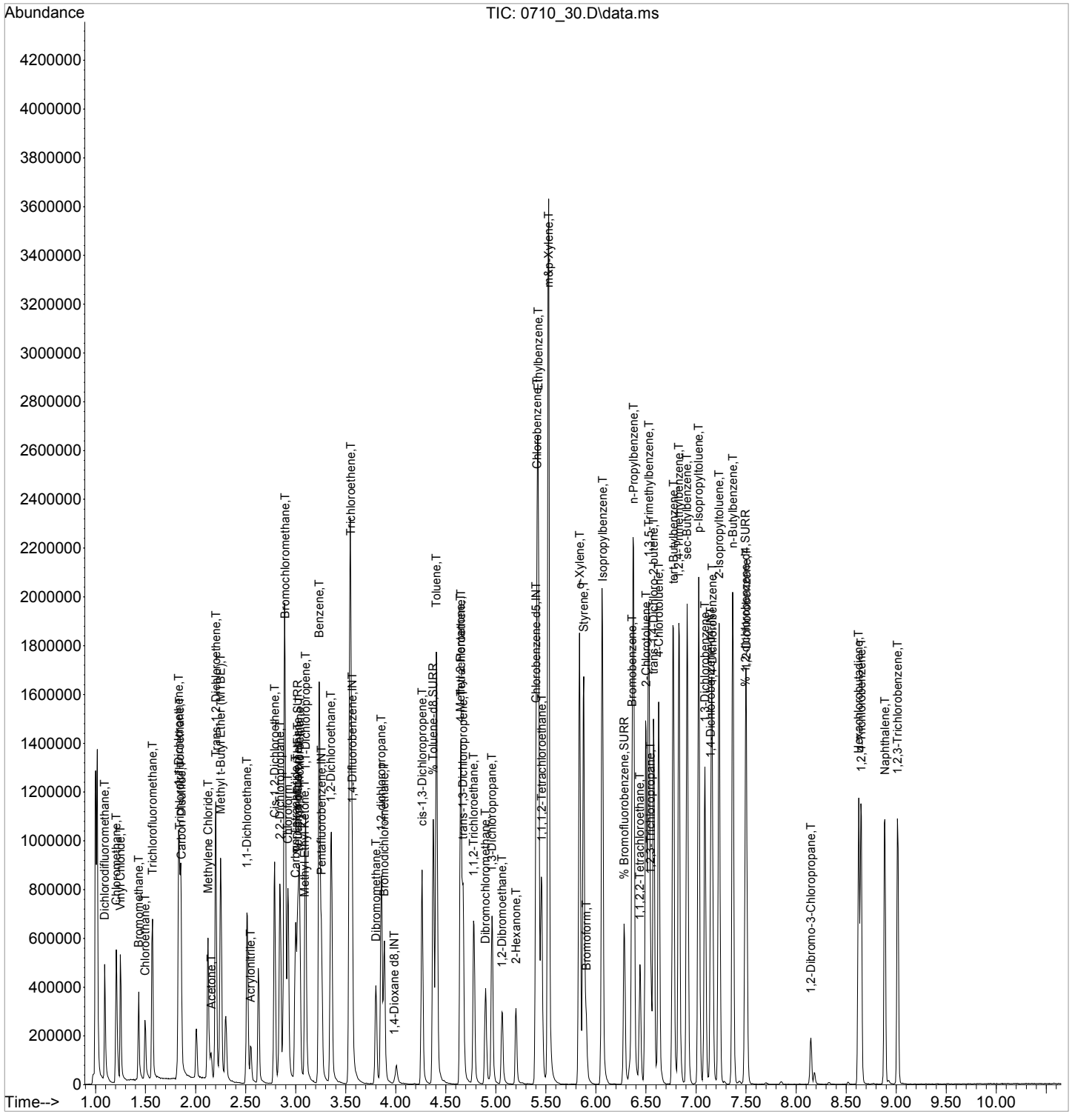

Quantitation Report (QT Reviewed)

Data Path : H:\V2017\CHEM14\07JUL\071017\
Data File : 0710_31.D
Acq On : 10 Jul 2017 7:33 pm
Operator :
Client ID : ICAL 100
Lab ID : VOA-100 PPB STD.
ALS Vial : 1 Sample Multiplier: 1

Quant Time: Jul 10 19:49:54 2017
Quant Method : H:\V2017\CHEM14\METHODS\VT-0710.M
Quant Title : VOA Standards for 5 point calibration
QLast Update : Mon Jul 10 19:39:10 2017
Response via : Initial Calibration

Compound	R.T.	QIon	Response	Conc	Units	Dev(Min)
Internal Standards						
1) Pentafluorobenzene	3.257	168	277146	50.000	ug/l	0.00
29) 1,4-Difluorobenzene	3.566	114	411785	50.000	ug/l	0.00
45) Chlorobenzene-d5	5.401	117	396391	50.000	ug/l	0.00
58) 1,4-Dichlorobenzene-d4	7.152	152	193663	50.000	ug/l	0.00
83) 1,4-Dioxane d8	3.991	96	10773	500.000	ug/l	0.00
System Monitoring Compounds						
27) % Dibromofluoromethane	3.026	192	24288	50.753	ug/l	0.00
Spiked Amount 50.000	Range 70 - 130		Recovery = 101.50%			
40) % Toluene-d8	4.373	98	540772	51.209	ug/l	0.00
Spiked Amount 50.000	Range 70 - 130		Recovery = 102.42%			
57) % Bromofluorobenzene	6.282	95	203550	50.229	ug/l	0.00
Spiked Amount 50.000	Range 70 - 130		Recovery = 100.46%			
59) % 1,2-dichlorobenzene-d4	7.493	152	178860	51.408	ug/l	0.00
Spiked Amount 50.000	Range 70 - 130		Recovery = 102.82%			
Target Compounds						Qvalue
2) Dichlorodifluoromethane	1.091	85	516895	100.376	ug/l	100
3) Chloromethane	1.207	50	792081	96.819	ug/l	100
4) Vinyl Chloride	1.249	62	553247	96.692	ug/l	99
5) Bromomethane	1.432	94	241864	95.394	ug/l	98
6) Chloroethane	1.495	64	248011	92.254	ug/l	99
7) Trichlorofluoromethane	1.563	101	640890	96.638	ug/l	99
8) 1,1-Dichloroethene	1.831	96	325546	96.668	ug/l	98
9) Trichlorotrifluoroethane	1.841	151	248936	94.873	ug/l	90
10) Carbon Disulfide	1.851	76	982355	95.555	ug/l	99
12) Methylene Chloride	2.124	84	323754	98.015	ug/l	98
13) Acetone	2.156	43	107864	98.635	ug/l	95
14) Trans-1,2-Dichloroethene	2.198	96	472439	95.451	ug/l	99
16) Methyl t-Butyl Ether (...	2.250	73	1107621	95.530	ug/l	99
17) 1,1-Dichloroethane	2.512	63	941527	95.766	ug/l	99
18) Acrylonitrile	2.554	53	145296	97.953	ug/l	98
19) Cis-1,2-Dichloroethene	2.790	96	505774	100.155	ug/l	96
20) 2,2-Dichloropropane	2.842	77	734520	95.315	ug/l	98
21) Bromochloromethane	2.895	128	187106	93.918	ug/l	92
23) Chloroform	2.921	83	786692	95.436	ug/l	98
24) Carbon Tetrachloride	3.000	117	539661	100.180	ug/l	100
25) Tetrahydrofuran (THF)	3.015	42	288192	232.187	ug/l	97
26) 1,1,1-Trichloroethane	3.036	97	719816	98.898	ug/l	99
28) Methyl Ethyl Ketone	3.089	43	180512	95.514	ug/l	87
30) 1,1-Dichloropropene	3.099	75	663080	97.466	ug/l	98
31) Benzene	3.236	78	1843497	96.679	ug/l	99
32) 1,2-Dichloroethane	3.351	62	547349	99.128	ug/l	98
34) Trichloroethene	3.550	130	445728	95.724	ug/l	96
35) Dibromomethane	3.802	93	225158	100.316	ug/l	98
36) 1,2-dichloropropane	3.854	63	487306	94.637	ug/l	98
37) Bromodichloromethane	3.886	83	544299	97.714	ug/l	99
38) cis-1,3-Dichloropropene	4.263	75	718268	98.480	ug/l	98
39) Toluene	4.405	92	1147164	96.655	ug/l	95
41) 4-Methyl-2-Pentanone	4.646	43	420540	97.647	ug/l	98
42) Tetrachloroethene	4.651	164	394379	95.790	ug/l	96
43) trans-1,3-Dichloropropene	4.672	75	596901	99.306	ug/l	99
44) 1,1,2-Trichloroethane	4.777	97	333806	97.082	ug/l	97
46) Dibromochloromethane	4.898	129	348161	98.251	ug/l	98

Quantitation Report (QT Reviewed)

Data Path : H:\V2017\CHEM14\07JUL\071017\
Data File : 0710_31.D
Acq On : 10 Jul 2017 7:33 pm
Operator :
Client ID : ICAL 100
Lab ID : VOA-100 PPB STD.
ALS Vial : 1 Sample Multiplier: 1

Quant Time: Jul 10 19:49:54 2017
Quant Method : H:\V2017\CHEM14\METHODS\VT-0710.M
Quant Title : VOA Standards for 5 point calibration
QLast Update : Mon Jul 10 19:39:10 2017
Response via : Initial Calibration

Compound	R.T.	QIon	Response	Conc	Units	Dev(Min)
47) 1,3-Dichloropropane	4.961	76	589021	93.441	ug/l	98
48) 1,2-Dibromoethane	5.060	107	345780	95.123	ug/l	98
49) 2-Hexanone	5.202	43	319429	95.618	ug/l	96
50) Chlorobenzene	5.412	112	1136340	95.180	ug/l	96
51) Ethylbenzene	5.427	106	676590	91.592	ug/l	88
52) 1,1,1,2-Tetrachloroethane	5.459	131	358310	95.527	ug/l	99
53) m&p-Xylene	5.527	106	1652946	185.008	ug/l	97
54) o-Xylene	5.836	106	857555	94.431	ug/l	96
55) Styrene	5.878	104	1326964	94.031	ug/l	100
56) Bromoform	5.904	173	195403	101.930	ug/l	99
60) Isopropylbenzene	6.062	120	582930	95.342	ug/l	94
61) Bromobenzene	6.361	156	460789	96.065	ug/l	95
62) n-Propylbenzene	6.376	120	577584	95.909	ug/l	96
63) 1,1,2,2-Tetrachloroethane	6.439	83	393249	96.182	ug/l	98
64) 2-Chlorotoluene	6.502	126	472587	94.511	ug/l	95
65) 1,3,5-Trimethylbenzene	6.528	105	1728199	93.372	ug/l	99
66) 1,2,3-Trichloropropane	6.544	75	304885	95.002	ug/l	97
67) trans-1,4-Dichloro-2-b...	6.575	75	598930	491.489	ug/l	98
68) 4-Chlorotoluene	6.628	126	485163	96.064	ug/l	95
69) tert-Butylbenzene	6.769	119	1537777	95.637	ug/l	98
70) 1,2,4-Trimethylbenzene	6.832	105	1770076	95.377	ug/l	100
71) sec-Butylbenzene	6.911	105	2275800	95.534	ug/l	98
72) p-Isopropyltoluene	7.026	119	1936644	95.768	ug/l	99
73) 1,3-Dichlorobenzene	7.089	146	877618	95.011	ug/l	100
74) 1,4-Dichlorobenzene	7.163	146	852015	96.345	ug/l	99
75) 2-Isopropyltoluene	7.231	119	1766479	96.616	ug/l	99
76) n-Butylbenzene	7.367	91	1785205	95.544	ug/l	99
77) 1,2-Dichlorobenzene	7.503	146	796761	96.300	ug/l	99
78) 1,2-Dibromo-3-Chloropr...	8.148	155	62964	100.365	ug/l	95
79) Hexachlorobutadiene	8.626	225	345042	93.996	ug/l	99
80) 1,2,4-Trichlorobenzene	8.652	180	548203	97.507	ug/l	99
81) Naphthalene	8.882	128	1299741	100.045	ug/l	99
82) 1,2,3-Trichlorobenzene	9.019	180	517415	98.897	ug/l	98

(#)out of range (m)manual integration reviewed by analyst (+)signals summed

Data Path : H:\V2017\CHEM14\07JUL\071017\
Data File : 0710_31.D
Acq On : 10 Jul 2017 7:33 pm
Operator :
Client ID : ICAL 100
Lab ID : VOA-100 PPB STD.
ALS Vial : 1 Sample Multiplier: 1

Quant Time: Jul 10 19:49:54 2017
Quant Method : H:\V2017\CHEM14\METHODS\VT-0710.M
Quant Title : VOA Standards for 5 point calibration
QLast Update : Mon Jul 10 19:39:10 2017
Response via : Initial Calibration

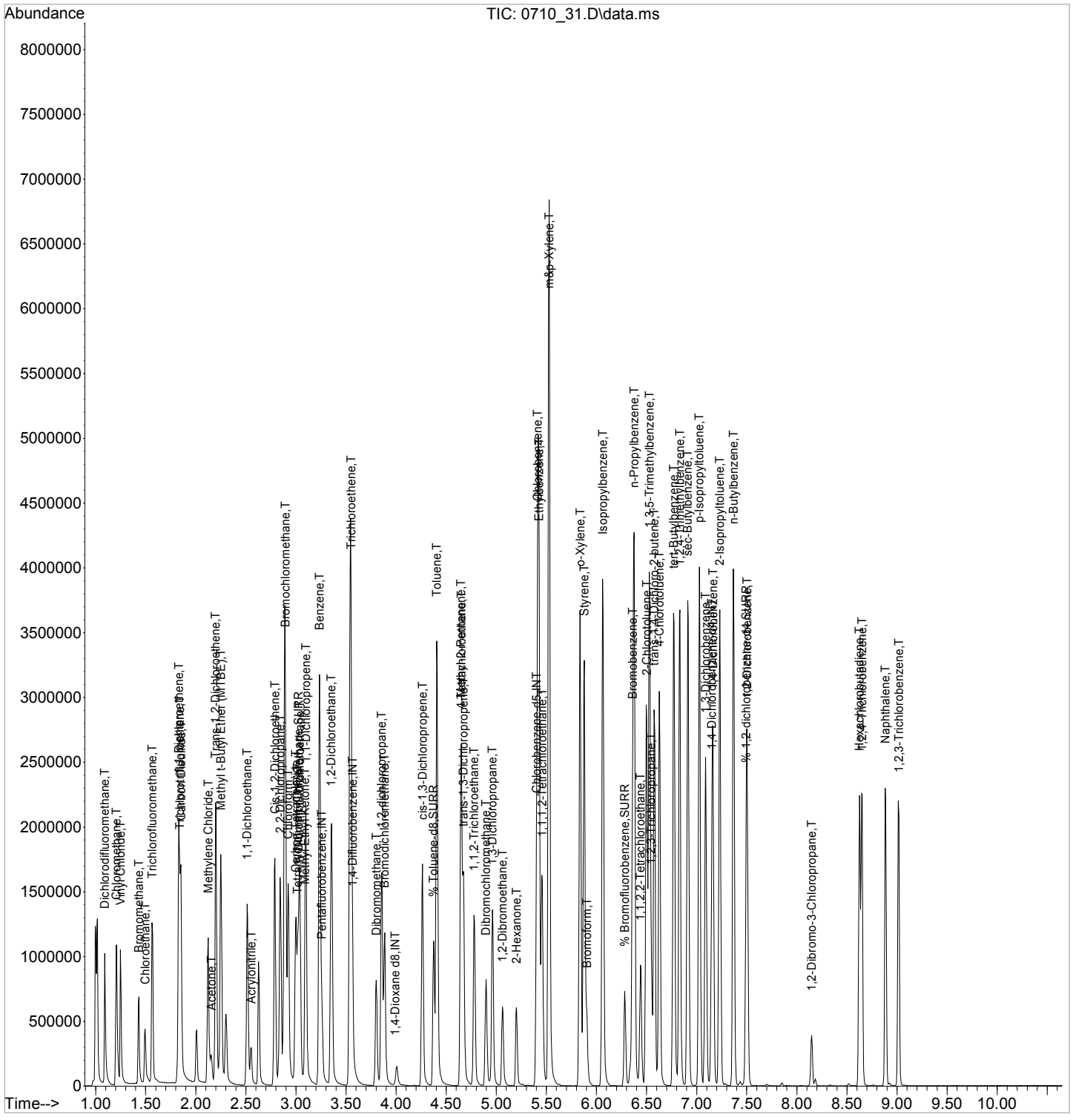

Quantitation Report (QT Reviewed)

Data Path : H:\V2017\CHEM14\07JUL\071017\
Data File : 0710_32.D
Acq On : 10 Jul 2017 7:55 pm
Operator :
Client ID : ICAL 200
Lab ID : VOA-200 PPB STD.
ALS Vial : 1 Sample Multiplier: 1

Quant Time: Jul 10 20:07:55 2017
Quant Method : H:\V2017\CHEM14\METHODS\VT-0710.M
Quant Title : VOA Standards for 5 point calibration
QLast Update : Mon Jul 10 19:51:09 2017
Response via : Initial Calibration

Compound	R.T.	QIon	Response	Conc	Units		Dev(Min)
Internal Standards							
1) Pentafluorobenzene	3.257	168	266263	50.000	ug/l		0.00
29) 1,4-Difluorobenzene	3.566	114	389769	50.000	ug/l		0.00
45) Chlorobenzene-d5	5.401	117	374936	50.000	ug/l		0.00
58) 1,4-Dichlorobenzene-d4	7.147	152	190281	50.000	ug/l	#	0.00
83) 1,4-Dioxane d8	3.985	96	9921	500.000	ug/l		0.00
System Monitoring Compounds							
27) % Dibromofluoromethane	3.026	192	23570	50.289	ug/l		0.00
Spiked Amount 50.000	Range 70 - 130		Recovery = 100.58%				
40) % Toluene-d8	4.373	98	530636	54.548	ug/l		0.00
Spiked Amount 50.000	Range 70 - 130		Recovery = 109.10%				
57) % Bromofluorobenzene	6.282	95	196798	52.454	ug/l		0.00
Spiked Amount 50.000	Range 70 - 130		Recovery = 104.90%				
59) % 1,2-dichlorobenzene-d4	7.493	152	167307	49.183	ug/l		0.00
Spiked Amount 50.000	Range 70 - 130		Recovery = 98.36%				
Target Compounds							Qvalue
2) Dichlorodifluoromethane	1.091	85	996643	219.009	ug/l		100
3) Chloromethane	1.207	50	1535250	204.584	ug/l		99
4) Vinyl Chloride	1.248	62	1090564	209.647	ug/l		99
5) Bromomethane	1.427	94	452911	193.930	ug/l		99
6) Chloroethane	1.484	64	429243	176.513	ug/l		99
7) Trichlorofluoromethane	1.563	101	1223313	207.007	ug/l		98
8) 1,1-Dichloroethene	1.825	96	632224	206.034	ug/l		97
9) Trichlorotrifluoroethane	1.841	151	477794	209.726	ug/l		91
10) Carbon Disulfide	1.851	76	1914534	204.960	ug/l		100
12) Methylene Chloride	2.124	84	625556	189.602	ug/l		97
13) Acetone	2.156	43	204780	181.384	ug/l		95
14) Trans-1,2-Dichloroethene	2.197	96	898791	202.381	ug/l		99
16) Methyl t-Butyl Ether (...	2.250	73	2182408	209.237	ug/l		100
17) 1,1-Dichloroethane	2.512	63	1839908	208.030	ug/l		99
18) Acrylonitrile	2.549	53	286521	223.983	ug/l		97
19) Cis-1,2-Dichloroethene	2.790	96	978998	207.382	ug/l		96
20) 2,2-Dichloropropane	2.842	77	1436572	205.689	ug/l		98
21) Bromochloromethane	2.895	128	349309	194.912	ug/l		91
23) Chloroform	2.921	83	1534192	206.692	ug/l		100
24) Carbon Tetrachloride	3.000	117	1065079	221.598	ug/l		98
25) Tetrahydrofuran (THF)	3.015	42	560899	483.569	ug/l		93
26) 1,1,1-Trichloroethane	3.036	97	1398984	211.790	ug/l		99
28) Methyl Ethyl Ketone	3.089	43	340733	199.522	ug/l		93
30) 1,1-Dichloropropene	3.099	75	1266513	206.794	ug/l		98
31) Benzene	3.236	78	3556388	207.380	ug/l		98
32) 1,2-Dichloroethane	3.351	62	1069018	213.627	ug/l		99
34) Trichloroethene	3.550	130	847904	204.263	ug/l		97
35) Dibromomethane	3.802	93	437561	219.865	ug/l		97
36) 1,2-dichloropropane	3.854	63	936258	203.648	ug/l		99
37) Bromodichloromethane	3.886	83	1074589	218.957	ug/l		99
38) cis-1,3-Dichloropropene	4.263	75	1398512	220.452	ug/l		97
39) Toluene	4.405	92	2195034	207.111	ug/l		95
41) 4-Methyl-2-Pentanone	4.646	43	784116	204.909	ug/l		98
42) Tetrachloroethene	4.651	164	743670	204.694	ug/l		95
43) trans-1,3-Dichloropropene	4.672	75	1148107	216.437	ug/l		99
44) 1,1,2-Trichloroethane	4.777	97	637781	208.444	ug/l		97
46) Dibromochloromethane	4.898	129	713595	236.318	ug/l		99

Data Path : H:\V2017\CHEM14\07JUL\071017\
Data File : 0710_32.D
Acq On : 10 Jul 2017 7:55 pm
Operator :
Client ID : ICAL 200
Lab ID : VOA-200 PPB STD.
ALS Vial : 1 Sample Multiplier: 1

Quant Time: Jul 10 20:07:55 2017
Quant Method : H:\V2017\CHEM14\METHODS\VT-0710.M
Quant Title : VOA Standards for 5 point calibration
QLast Update : Mon Jul 10 19:51:09 2017
Response via : Initial Calibration

Compound	R.T.	QIon	Response	Conc	Units	Dev(Min)
47) 1,3-Dichloropropane	4.961	76	1138172	204.701	ug/l	99
48) 1,2-Dibromoethane	5.060	107	671152	211.995	ug/l	97
49) 2-Hexanone	5.196	43	618530	214.653	ug/l	98
50) Chlorobenzene	5.411	112	2124369	192.027	ug/l	97
51) Ethylbenzene	5.427	106	1281335	190.004	ug/l	88
52) 1,1,1,2-Tetrachloroethane	5.459	131	717887	211.427	ug/l	99
53) m&p-Xylene	5.527	106	3112112	374.743	ug/l	96
54) o-Xylene	5.836	106	1627233	203.094	ug/l	96
55) Styrene	5.878	104	2534354	199.592	ug/l	100
56) Bromoform	5.904	173	405844	245.873	ug/l	99
60) Isopropylbenzene	6.067	120	1114494	188.152	ug/l	94
61) Bromobenzene	6.360	156	876041	190.965	ug/l	96
62) n-Propylbenzene	6.376	120	1078435	187.468	ug/l	95
63) 1,1,2,2-Tetrachloroethane	6.439	83	767096	200.025	ug/l	98
64) 2-Chlorotoluene	6.502	126	897867	187.789	ug/l	94
65) 1,3,5-Trimethylbenzene	6.528	105	3323279	186.921	ug/l	100
66) 1,2,3-Trichloropropane	6.544	75	573091	189.609	ug/l	99
67) trans-1,4-Dichloro-2-b...	6.581	75	1175007	1059.626	ug/l	97
68) 4-Chlorotoluene	6.628	126	932378	187.863	ug/l	93
69) tert-Butylbenzene	6.775	119	2912244	192.654	ug/l	97
70) 1,2,4-Trimethylbenzene	6.832	105	3380716	191.354	ug/l	100
71) sec-Butylbenzene	6.911	105	4396185	192.224	ug/l	98
72) p-Isopropyltoluene	7.026	119	3696751	194.385	ug/l	99
73) 1,3-Dichlorobenzene	7.089	146	1702182	191.285	ug/l	99
74) 1,4-Dichlorobenzene	7.163	146	1669560	192.903	ug/l	99
75) 2-Isopropyltoluene	7.231	119	3392119	195.978	ug/l	99
76) n-Butylbenzene	7.367	91	3452843	193.972	ug/l	98
77) 1,2-Dichlorobenzene	7.503	146	1558352	199.295	ug/l	99
78) 1,2-Dibromo-3-Chloropr...	8.148	155	132114	247.627	ug/l	96
79) Hexachlorobutadiene	8.625	225	688909	197.137	ug/l	99
80) 1,2,4-Trichlorobenzene	8.652	180	1062115	193.587	ug/l	99
81) Naphthalene	8.888	128	2576882	226.222	ug/l	99
82) 1,2,3-Trichlorobenzene	9.019	180	1012084	206.570	ug/l	99

(#)out of range (m)manual integration reviewed by analyst (+)signals summed

Quantitation Report (QT Reviewed)

Data Path : H:\V2017\CHEM14\07JUL\071017\
Data File : 0710_32.D
Acq On : 10 Jul 2017 7:55 pm
Operator :
Client ID : ICAL 200
Lab ID : VOA-200 PPB STD.
ALS Vial : 1 Sample Multiplier: 1

Quant Time: Jul 10 20:07:55 2017
Quant Method : H:\V2017\CHEM14\METHODS\VT-0710.M
Quant Title : VOA Standards for 5 point calibration
QLast Update : Mon Jul 10 19:51:09 2017
Response via : Initial Calibration

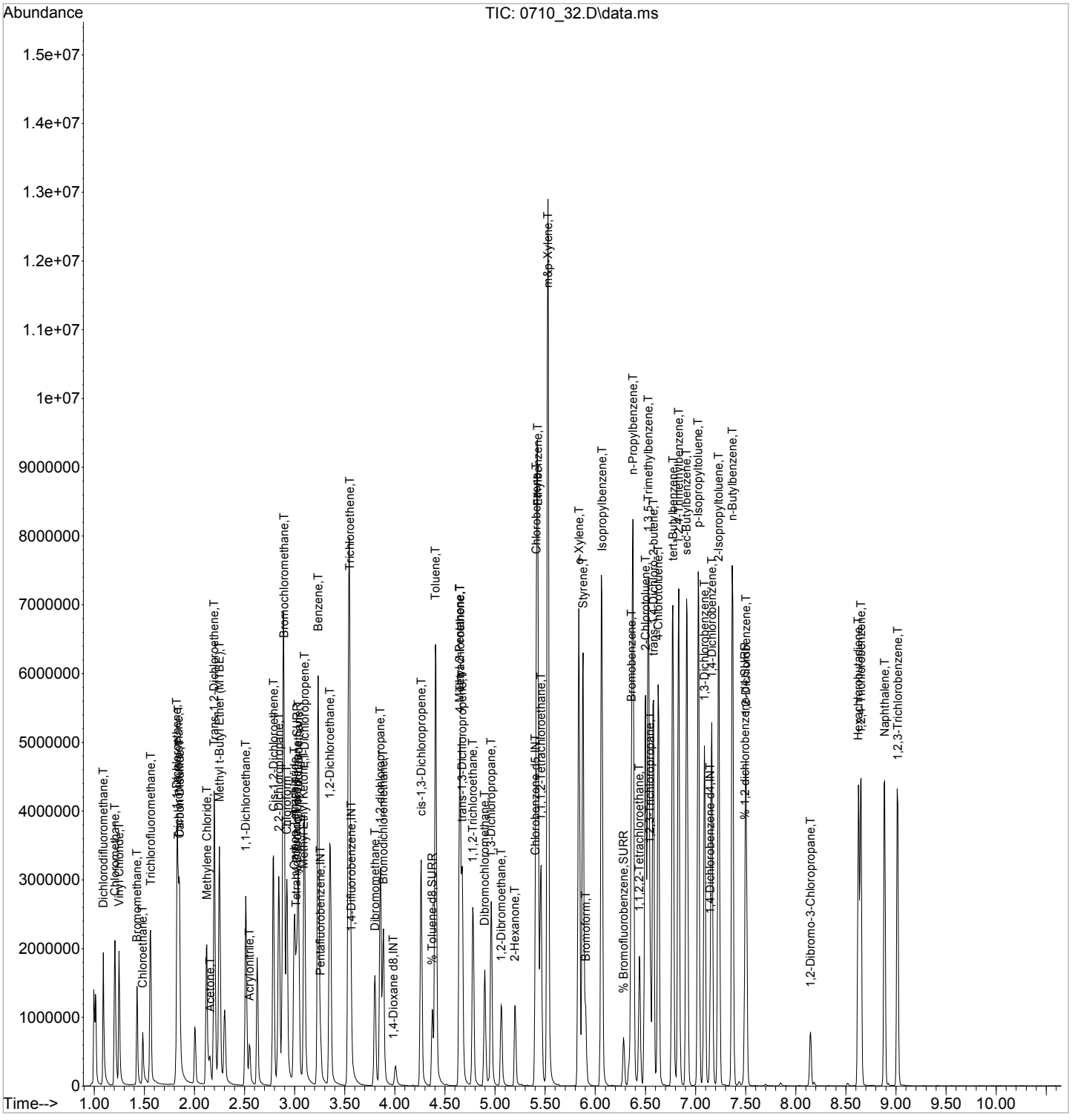

7A
VOLATILE CONTINUING CALIBRATION CHECK

Lab Name: Phoenix Environmental Labs Client: NETC

Lab Code: Phoenix Case No.: SAS No.: SDG No.: GBY54991

Instrument: CHEM14 Calibration Date: 07/11/17 Time: 20:57

Lab File Id: 0711_31.D Init. Calib. Date(s): 07/10/17 07/10/17

Heated Purge (Y/N): Y Init. Calib. Times: 17:42 19:55

GC Column: rtx-vms Method File: VT-0710.M

COMPOUND		RRF	RRF50	RRF MIN	%D	% D LIMITS
Pentafluorobenzene	(IS Area/Area%)	270407	279519	n.a.	103.4	50-200
1,4-Difluorobenzene	(IS Area/Area%)	406659	409686	n.a.	100.7	50-200
Chlorobenzene-d5	(IS Area/Area%)	380375	390567	n.a.	102.7	50-200
1,4-Dichlorobenzene-d4	(IS Area/Area%)	188752	197529	n.a.	104.7	50-200
1,4-Dioxane d8	(IS Area/Area%)	9389	10742	n.a.	114.4	n.a.
Dichlorodifluoromethane		0.866	0.762	0.100	12.0	20 (60)
Chloromethane		1.414	1.292	0.100	8.6	20 (60)
Vinyl Chloride		0.984	0.908	0.100	7.7	20 (40)
Bromomethane		0.437	0.412	0.100	5.7	20 (60)
Chloroethane		0.449	0.429	0.100	4.5	20 (40)
Trichlorofluoromethane		1.115	1.205	0.100	-8.1	20 (40)
1,1-Dichloroethene		0.579	0.555	0.100	4.1	20 (40)
Trichlorotrifluoroethane		0.431	0.431	0.050	0.0	20 (40)
Carbon Disulfide		1.760	1.648	0.100	6.4	20 (40)
Methylene Chloride		0.615	0.565	0.100	8.1	20 (40)
Acetone		0.209	0.201	0.100	3.8	20 (60)
Trans-1,2-Dichloroethene		0.835	0.841	0.100	-0.7	20 (40)
Methyl t-Butyl Ether (MTBE)		1.972	2.091	0.100	-6.0	20 (40)
1,1-Dichloroethane		1.670	1.722	0.200	-3.1	20 (40)
Acrylonitrile		0.244	0.258	0.050	-5.7	20 (40)
Cis-1,2-Dichloroethene		0.891	0.869	0.100	2.5	20 (40)
2,2-Dichloropropane		1.317	1.408	0.050	-6.9	20 (40)
Bromochloromethane		0.335	0.345	0.050	-3.0	20 (40)
Chloroform		1.401	1.381	0.200	1.4	20 (40)
Carbon Tetrachloride		0.916	0.977	0.100	-6.7	20 (40)
Tetrahydrofuran (THF)		0.217	0.218	0.050	-0.5	20 (40)
1,1,1-Trichloroethane		1.251	1.352	0.100	-8.1	20 (40)
Methyl Ethyl Ketone		0.321	0.346	0.100	-7.8	20 (60)
1,1-Dichloropropene		0.789	0.831	0.050	-5.3	20 (40)
Benzene		2.212	2.267	0.500	-2.5	20 (40)
1,2-Dichloroethane		0.648	0.728	0.100	-12.3	20 (40)
Trichloroethene		0.534	0.556	0.200	-4.1	20 (40)
Dibromomethane		0.259	0.285	0.050	-10.0	20 (40)
1,2-dichloropropane		0.591	0.616	0.100	-4.2	20 (40)
Bromodichloromethane		0.638	0.688	0.200	-7.8	20 (40)
cis-1,3-Dichloropropene		0.826	0.894	0.200	-8.2	20 (40)

(*) Recommended RRF not met (+) %D exceeds criteria % (#) %D exceeds (maximum) criteria
%D: 10% of target compounds are allowed to be above criteria %, but must be less than the (maximum) %D

FORM VII VOA

7B
VOLATILE CONTINUING CALIBRATION CHECK

Lab Name: Phoenix Environmental Labs Client: NETC

Lab Code: Phoenix Case No.: SAS No.: SDG No.: GBY54991

Instrument: CHEM14 Calibration Date: 07/11/17 Time: 20:57

Lab File Id: 0711_31.D Init. Calib. Date(s): 07/10/17 07/10/17

Heated Purge (Y/N): Y Init. Calib. Times: 17:42 19:55

GC Column: rtx-vms Method File: VT-0710.M

COMPOUND	RRF	RRF50	RRF MIN	%D	% D LIMITS
Toluene	1.366	1.409	0.400	-3.1	20 (40)
4-Methyl-2-Pentanone	0.493	0.552	0.100	-12.0	20 (60)
Tetrachloroethene	0.468	0.501	0.200	-7.1	20 (40)
trans-1,3-Dichloropropene	0.688	0.770	0.100	-11.9	20 (40)
1,1,2-Trichloroethane	0.395	0.420	0.100	-6.3	20 (40)
Dibromochloromethane	0.413	0.436	0.100	-5.6	20 (40)
1,3-Dichloropropane	0.744	0.779	0.050	-4.7	20 (40)
1,2-Dibromoethane	0.426	0.458	0.100	-7.5	20 (40)
2-Hexanone	0.388	0.429	0.100	-10.6	20 (60)
Chlorobenzene	1.467	1.494	0.500	-1.8	20 (40)
Ethylbenzene	0.893	0.909	0.100	-1.8	20 (40)
1,1,1,2-Tetrachloroethane	0.456	0.477	0.050	-4.6	20 (40)
m&p-Xylene	1.097	1.098	0.100	-0.1	20 (40)
o-Xylene	1.071	1.115	0.300	-4.1	20 (40)
Styrene	1.693	1.730	0.300	-2.2	20 (40)
Bromoform	0.227	0.237	0.100	-4.4	20 (40)
Isopropylbenzene	1.543	1.522	0.100	1.4	20 (40)
Bromobenzene	1.198	1.212	0.050	-1.2	20 (40)
n-Propylbenzene	1.498	1.519	0.050	-1.4	20 (40)
1,1,2,2-Tetrachloroethane	1.008	1.027	0.300	-1.9	20 (40)
2-Chlorotoluene	1.245	1.233	0.050	1.0	20 (40)
1,3,5-Trimethylbenzene	4.628	4.641	0.050	-0.3	20 (40)
1,2,3-Trichloropropane	0.788	0.821	0.050	-4.2	20 (40)
trans-1,4-Dichloro-2-butene	0.294	0.297	0.050	-1.0	20 (40)
4-Chlorotoluene	1.293	1.288	0.050	0.4	20 (40)
tert-Butylbenzene	3.951	4.035	0.050	-2.1	20 (40)
1,2,4-Trimethylbenzene	4.614	4.702	0.050	-1.9	20 (40)
sec-Butylbenzene	5.976	6.040	0.050	-1.1	20 (40)
p-Isopropyltoluene	4.977	5.039	0.050	-1.2	20 (40)
1,3-Dichlorobenzene	2.324	2.293	0.600	1.3	20 (40)
1,4-Dichlorobenzene	2.263	2.199	0.500	2.8	20 (40)
2-Isopropyltoluene	4.535	4.598	0.050	-1.4	20 (40)
n-Butylbenzene	4.657	4.713	0.050	-1.2	20 (40)
1,2-Dichlorobenzene	2.054	2.078	0.400	-1.2	20 (40)
1,2-Dibromo-3-Chloropropane	0.145	0.149	0.050	-2.8	20 (40)
Hexachlorobutadiene	0.916	0.901	0.050	1.6	20 (40)

(*) Recommended RRF not met (+) %D exceeds criteria % (#) %D exceeds (maximum) criteria
%D: 10% of target compounds are allowed to be above criteria %, but must be less than the (maximum) %D

FORM VII VOA

7B
VOLATILE CONTINUING CALIBRATION CHECK

Lab Name: Phoenix Environmental Labs Client: NETC

Lab Code: Phoenix Case No.: SAS No.: SDG No.: GBY54991

Instrument: CHEM14 Calibration Date: 07/11/17 Time: 20:57

Lab File Id: 0711_31.D Init. Calib. Date(s): 07/10/17 07/10/17

Heated Purge (Y/N): Y Init. Calib. Times: 17:42 19:55

GC Column: rtx-vms Method File: VT-0710.M

COMPOUND	RRF	RRF50	RRF MIN	%D	% D LIMITS
1,2,4-Trichlorobenzene	1.435	1.354	0.200	5.6	20 (40)
Naphthalene	3.049	3.287	0.050	-7.8	20 (40)
1,2,3-Trichlorobenzene	1.293	1.290	0.050	0.2	20 (40)
% Dibromofluoromethane	0.088	0.086	0.050	2.3	20 (40)
% Toluene-d8	1.264	1.303	0.050	-3.1	20 (40)
% Bromofluorobenzene	0.504	0.536	0.050	-6.3	20 (40)
% 1,2-dichlorobenzene-d4	0.892	0.913	0.050	-2.4	20 (40)

(*) Recommended RRF not met (+) %D exceeds criteria % (#) %D exceeds (maximum) criteria
%D: 10% of target compounds are allowed to be above criteria %, but must be less than the (maximum) %D

FORM VII VOA

Evaluate Continuing Calibration Report

Data Path : H:\V2017\CHEM14\07JUL\071117\
Data File : 0711_31.D
Acq On : 11 Jul 2017 8:57 pm
Operator :
Client ID : BFB TUNE - CCAL 50
Lab ID : VOA-50 PPB STD. VOA48E I 07/11 AS - VOA-50 PPB STD. VOA48E I 07/11 AS
ALS Vial : 1 Sample Multiplier: 1

Quant Time: Jul 11 21:13:57 2017
Quant Method : H:\V2017\CHEM14\METHODS\VT-0710.M
Quant Title : VOA Standards for 5 point calibration
QLast Update : Mon Jul 10 20:08:07 2017
Response via : Initial Calibration

Note: Curves (l,lf,q,qf) display calculated concentration.
Min. RRF : 0.000 Min. Rel. Area : 50% Max. R.T. Dev 0.20min
Max. RRF Dev : 30% Max. Rel. Area : 200%

		Compound	AvgRF	CCRF	%Dev	Area%	
1	INT	Pentafluorobenzene	1.000	1.000	0.0	103	
2	T	Dichlorodifluoromethane	0.866	0.762	12.0		
3	T	Chloromethane	1.414	1.292	8.6		
4	T	Vinyl Chloride	0.984	0.908	7.7		
5	T	Bromomethane	0.437	0.412	5.7		
6	T	Chloroethane	0.449	0.429	4.5		
7	T	Trichlorofluoromethane	1.115	1.205	-8.1		
8	T	1,1-Dichloroethene	0.579	0.555	4.1		
9	T	Trichlorotrifluoroethane	0.431	0.431	0.0		
10	T	Carbon Disulfide	1.760	1.648	6.4		
12	T	Methylene Chloride	0.615	0.565	8.1		
13	T	Acetone	0.209	0.201	3.8		
14	T	Trans-1,2-Dichloroethene	0.835	0.841	-0.7		
16	T	Methyl t-Butyl Ether (MTBE)	1.972	2.091	-6.0		
17	T	1,1-Dichloroethane	1.670	1.722	-3.1		
18	T	Acrylonitrile	0.244	0.258	-5.7		
19	T	Cis-1,2-Dichloroethene	0.891	0.869	2.5		
20	T	2,2-Dichloropropane	1.317	1.408	-6.9		
21	T	Bromochloromethane	0.335	0.345	-3.0		
23	T	Chloroform	1.401	1.381	1.4		
24	T	Carbon Tetrachloride	0.916	0.977	-6.7		
25	T	Tetrahydrofuran (THF)	0.217	0.218	-0.5		
26	T	1,1,1-Trichloroethane	1.251	1.352	-8.1		
27	SURR	% Dibromofluoromethane	0.088	0.086	2.3		
28	T	Methyl Ethyl Ketone	0.321	0.346	-7.8		
29	INT	1,4-Difluorobenzene	1.000	1.000	0.0	101	
30	T	1,1-Dichloropropene	0.789	0.831	-5.3		
31	T	Benzene	2.212	2.267	-2.5		
32	T	1,2-Dichloroethane	0.648	0.728	-12.3		
34	T	Trichloroethene	0.534	0.556	-4.1		
35	T	Dibromomethane	0.259	0.285	-10.0		
36	T	1,2-dichloropropane	0.591	0.616	-4.2		
37	T	Bromodichloromethane	0.638	0.688	-7.8		
38	T	cis-1,3-Dichloropropene	0.826	0.894	-8.2		
39	T	Toluene	1.366	1.409	-3.1		
40	SURR	% Toluene-d8	1.264	1.303	-3.1		
41	T	4-Methyl-2-Pentanone	0.493	0.552	-12.0		
42	T	Tetrachloroethene	0.468	0.501	-7.1		
43	T	trans-1,3-Dichloropropene	0.688	0.770	-11.9		
44	T	1,1,2-Trichloroethane	0.395	0.420	-6.3		
45	INT	Chlorobenzene-d5	1.000	1.000	0.0	103	
46	T	Dibromochloromethane	0.413	0.436	-5.6		
47	T	1,3-Dichloropropane	0.744	0.779	-4.7		
48	T	1,2-Dibromoethane	0.426	0.458	-7.5		
49	T	2-Hexanone	0.388	0.429	-10.6		
50	T	Chlorobenzene	1.467	1.494	-1.8		
51	T	Ethylbenzene	0.893	0.909	-1.8		
52	T	1,1,1,2-Tetrachloroethane	0.456	0.477	-4.6		
53	T	m&p-Xylene	1.097	1.098	-0.1		

Evaluate Continuing Calibration Report

Data Path : H:\V2017\CHEM14\07JUL\071117\
Data File : 0711_31.D
Acq On : 11 Jul 2017 8:57 pm
Operator :
Client ID : BFB TUNE - CCAL 50
Lab ID : VOA-50 PPB STD. VOA48E I 07/11 AS - VOA-50 PPB STD. VOA48E I 07/11 AS
ALS Vial : 1 Sample Multiplier: 1

Quant Time: Jul 11 21:13:57 2017
Quant Method : H:\V2017\CHEM14\METHODS\VT-0710.M
Quant Title : VOA Standards for 5 point calibration
QLast Update : Mon Jul 10 20:08:07 2017
Response via : Initial Calibration

Note: Curves (l,lf,q,qf) display calculated concentration.
Min. RRF : 0.000 Min. Rel. Area : 50% Max. R.T. Dev 0.20min
Max. RRF Dev : 30% Max. Rel. Area : 200%

		Compound	AvgRF	CCRF	%Dev	Area%	
54	T	o-Xylene	1.071	1.115	-4.1		
55	T	Styrene	1.693	1.730	-2.2		
56	T	Bromoform	0.227	0.237	-4.4		
57	SURR	% Bromofluorobenzene	0.504	0.536	-6.3		
58	INT	1,4-Dichlorobenzene-d4	1.000	1.000	0.0	105	
59	SURR	% 1,2-dichlorobenzene-d4	0.892	0.913	-2.4		
60	T	Isopropylbenzene	1.543	1.522	1.4		
61	T	Bromobenzene	1.198	1.212	-1.2		
62	T	n-Propylbenzene	1.498	1.519	-1.4		
63	T	1,1,2,2-Tetrachloroethane	1.008	1.027	-1.9		
64	T	2-Chlorotoluene	1.245	1.233	1.0		
65	T	1,3,5-Trimethylbenzene	4.628	4.641	-0.3		
66	T	1,2,3-Trichloropropane	0.788	0.821	-4.2		
67	T	trans-1,4-Dichloro-2-butene	0.294	0.297	-1.0		
68	T	4-Chlorotoluene	1.293	1.288	0.4		
69	T	tert-Butylbenzene	3.951	4.035	-2.1		
70	T	1,2,4-Trimethylbenzene	4.614	4.702	-1.9		
71	T	sec-Butylbenzene	5.976	6.040	-1.1		
72	T	p-Isopropyltoluene	4.977	5.039	-1.2		
73	T	1,3-Dichlorobenzene	2.324	2.293	1.3		
74	T	1,4-Dichlorobenzene	2.263	2.199	2.8		
75	T	2-Isopropyltoluene	4.535	4.598	-1.4		
76	T	n-Butylbenzene	4.657	4.713	-1.2		
77	T	1,2-Dichlorobenzene	2.054	2.078	-1.2		
78	T	1,2-Dibromo-3-Chloropropane	0.145	0.149	-2.8		
79	T	Hexachlorobutadiene	0.916	0.901	1.6		
80	T	1,2,4-Trichlorobenzene	1.435	1.354	5.6		
81	T	Naphthalene	3.049	3.287	-7.8		
82	T	1,2,3-Trichlorobenzene	1.293	1.290	0.2		
83	INT	1,4-Dioxane d8	1.000	1.000	0.0	114	

(#)=Out of Range l=linear, lf=liner(0,0), q=quadratic, qf=quadratic(0,0)
Laboratory Warning Limits Out = 0

Quantitation Report (Not Reviewed)

Data Path : H:\V2017\CHEM14\07JUL\071117\
Data File : 0711_31.D
Acq On : 11 Jul 2017 8:57 pm
Operator :
Client ID : BFB TUNE - CCAL 50
Lab ID : VOA-50 PPB STD. VOA48E I 07/11 AS - VOA-50 PPB STD. VOA48E I 07/11 AS
ALS Vial : 1 Sample Multiplier: 1

Quant Time: Jul 11 21:13:57 2017
Quant Method : H:\V2017\CHEM14\METHODS\VT-0710.M
Quant Title : VOA Standards for 5 point calibration
QLast Update : Mon Jul 10 20:08:07 2017
Response via : Initial Calibration

Compound	R.T.	QIon	Response	Conc	Units	Dev(Min)
Internal Standards						
1) Pentafluorobenzene	3.257	168	279519	50.000	ug/l	0.00
29) 1,4-Difluorobenzene	3.566	114	409686	50.000	ug/l	0.00
45) Chlorobenzene-d5	5.401	117	390567	50.000	ug/l	0.00
58) 1,4-Dichlorobenzene-d4	7.147	152	197529	50.000	ug/l	0.00
83) 1,4-Dioxane d8	3.991	96	10742	500.000	ug/l	0.00
System Monitoring Compounds						
27) % Dibromofluoromethane	3.021	192	24161	49.065	ug/l	0.00
Spiked Amount 50.000	Range 70 - 130		Recovery = 98.12%			
40) % Toluene-d8	4.373	98	533969	51.552	ug/l	0.00
Spiked Amount 50.000	Range 70 - 130		Recovery = 103.10%			
57) % Bromofluorobenzene	6.282	95	209515	53.235	ug/l	0.00
Spiked Amount 50.000	Range 70 - 130		Recovery = 106.48%			
59) % 1,2-dichlorobenzene-d4	7.493	152	180401	51.206	ug/l	0.00
Spiked Amount 50.000	Range 70 - 130		Recovery = 102.42%			
Target Compounds						Qvalue
2) Dichlorodifluoromethane	1.091	85	213128	44.015	ug/l	99
3) Chloromethane	1.207	50	361087	45.686	ug/l	99
4) Vinyl Chloride	1.249	62	253806	46.159	ug/l	98
5) Bromomethane	1.432	94	115193	47.189	ug/l	97
6) Chloroethane	1.495	64	119949	47.788	ug/l	96
7) Trichlorofluoromethane	1.568	101	336682	54.001	ug/l	99
8) 1,1-Dichloroethene	1.831	96	155202	47.973	ug/l	96
9) Trichlorotrifluoroethane	1.841	151	120421	50.004	ug/l	91
10) Carbon Disulfide	1.852	76	460647	46.810	ug/l	100
12) Methylene Chloride	2.124	84	157999	45.959	ug/l	97
13) Acetone	2.156	43	56100	48.080	ug/l	97
14) Trans-1,2-Dichloroethene	2.198	96	235184	50.359	ug/l	97
16) Methyl t-Butyl Ether (...	2.250	73	584540	53.035	ug/l	98
17) 1,1-Dichloroethane	2.512	63	481315	51.544	ug/l	99
18) Acrylonitrile	2.554	53	72030	52.734	ug/l	95
19) Cis-1,2-Dichloroethene	2.790	96	242993	48.775	ug/l	96
20) 2,2-Dichloropropane	2.842	77	393491	53.451	ug/l	100
21) Bromochloromethane	2.895	128	96481	51.470	ug/l	90
23) Chloroform	2.921	83	385886	49.287	ug/l	94
24) Carbon Tetrachloride	3.000	117	272984	53.281	ug/l	98
25) Tetrahydrofuran (THF)	3.015	42	152245	125.620	ug/l	94
26) 1,1,1-Trichloroethane	3.036	97	377809	54.028	ug/l	99
28) Methyl Ethyl Ketone	3.089	43	96601	53.902	ug/l	89
30) 1,1-Dichloropropene	3.099	75	340269	52.602	ug/l	99
31) Benzene	3.236	78	928910	51.263	ug/l	98
32) 1,2-Dichloroethane	3.351	62	298071	56.123	ug/l	98
34) Trichloroethene	3.550	130	227905	52.075	ug/l	94
35) Dibromomethane	3.797	93	116631	54.976	ug/l	98
36) 1,2-dichloropropane	3.854	63	252398	52.095	ug/l	98
37) Bromodichloromethane	3.886	83	281951	53.927	ug/l	100
38) cis-1,3-Dichloropropene	4.263	75	366085	54.111	ug/l	97
39) Toluene	4.405	92	577130	51.546	ug/l	98
41) 4-Methyl-2-Pentanone	4.646	43	226180	56.036	ug/l	98
42) Tetrachloroethene	4.651	164	205178	53.550	ug/l	95
43) trans-1,3-Dichloropropene	4.672	75	315480	55.925	ug/l	95
44) 1,1,2-Trichloroethane	4.782	97	172097	53.191	ug/l	97
46) Dibromochloromethane	4.898	129	170159	52.728	ug/l	97

Quantitation Report (Not Reviewed)

Data Path : H:\V2017\CHEM14\07JUL\071117\
Data File : 0711_31.D
Acq On : 11 Jul 2017 8:57 pm
Operator :
Client ID : BFB TUNE - CCAL 50
Lab ID : VOA-50 PPB STD. VOA48E I 07/11 AS - VOA-50 PPB STD. VOA48E I 07/11 AS
ALS Vial : 1 Sample Multiplier: 1

Quant Time: Jul 11 21:13:57 2017
Quant Method : H:\V2017\CHEM14\METHODS\VT-0710.M
Quant Title : VOA Standards for 5 point calibration
QLast Update : Mon Jul 10 20:08:07 2017
Response via : Initial Calibration

	Compound	R.T.	QIon	Response	Conc	Units	Dev(Min)
47)	1,3-Dichloropropane	4.961	76	304415	52.382	ug/l	97
48)	1,2-Dibromoethane	5.060	107	178933	53.796	ug/l	98
49)	2-Hexanone	5.202	43	167678	55.283	ug/l	96
50)	Chlorobenzene	5.412	112	583673	50.938	ug/l	93
51)	Ethylbenzene	5.422	106	354973	50.894	ug/l	92
52)	1,1,1,2-Tetrachloroethane	5.459	131	186150	52.203	ug/l	98
53)	m&p-Xylene	5.527	106	857514	100.027	ug/l	100
54)	o-Xylene	5.836	106	435497	52.064	ug/l	99
55)	Styrene	5.878	104	675650	51.096	ug/l	97
56)	Bromoform	5.904	173	92376	52.020	ug/l	97
60)	Isopropylbenzene	6.062	120	300600	49.303	ug/l	89
61)	Bromobenzene	6.361	156	239328	50.582	ug/l	95
62)	n-Propylbenzene	6.376	120	300098	50.707	ug/l	94
63)	1,1,2,2-Tetrachloroethane	6.439	83	202775	50.934	ug/l	99
64)	2-Chlorotoluene	6.497	126	243475	49.486	ug/l	89
65)	1,3,5-Trimethylbenzene	6.528	105	916807	50.143	ug/l	98
66)	1,2,3-Trichloropropane	6.544	75	162208	52.084	ug/l	99
67)	trans-1,4-Dichloro-2-b...	6.575	75	292859	252.262	ug/l	95
68)	4-Chlorotoluene	6.628	126	254454	49.820	ug/l	96
69)	tert-Butylbenzene	6.769	119	797066	51.061	ug/l	96
70)	1,2,4-Trimethylbenzene	6.827	105	928826	50.959	ug/l	98
71)	sec-Butylbenzene	6.911	105	1193010	50.531	ug/l	98
72)	p-Isopropyltoluene	7.026	119	995340	50.620	ug/l	98
73)	1,3-Dichlorobenzene	7.089	146	452883	49.333	ug/l	99
74)	1,4-Dichlorobenzene	7.163	146	434446	48.601	ug/l	99
75)	2-Isopropyltoluene	7.231	119	908241	50.693	ug/l	97
76)	n-Butylbenzene	7.367	91	931039	50.602	ug/l	98
77)	1,2-Dichlorobenzene	7.503	146	410464	50.593	ug/l	100
78)	1,2-Dibromo-3-Chloropr...	8.148	155	29451	51.426	ug/l	93
79)	Hexachlorobutadiene	8.626	225	177981	49.162	ug/l	99
80)	1,2,4-Trichlorobenzene	8.652	180	267463	47.177	ug/l	100
81)	Naphthalene	8.888	128	649201	53.892	ug/l	99
82)	1,2,3-Trichlorobenzene	9.019	180	254763	49.856	ug/l	99

(#)out of range (m)manual integration reviewed by analyst (+)signals summed

Quantitation Report (Not Reviewed)

Data Path : H:\V2017\CHEM14\07JUL\071117\
Data File : 0711_31.D
Acq On : 11 Jul 2017 8:57 pm
Operator :
Client ID : BFB TUNE - CCAL 50
Lab ID : VOA-50 PPB STD, VOA48E I 07/11 AS - VOA-50 PPB STD, VOA48E I 07/11 AS
ALS Vial : 1 Sample Multiplier: 1

Quant Time: Jul 11 21:13:57 2017
Quant Method : H:\V2017\CHEM14\METHODS\VT-0710.M
Quant Title : VOA Standards for 5 point calibration
QLast Update : Mon Jul 10 20:08:07 2017
Response via : Initial Calibration

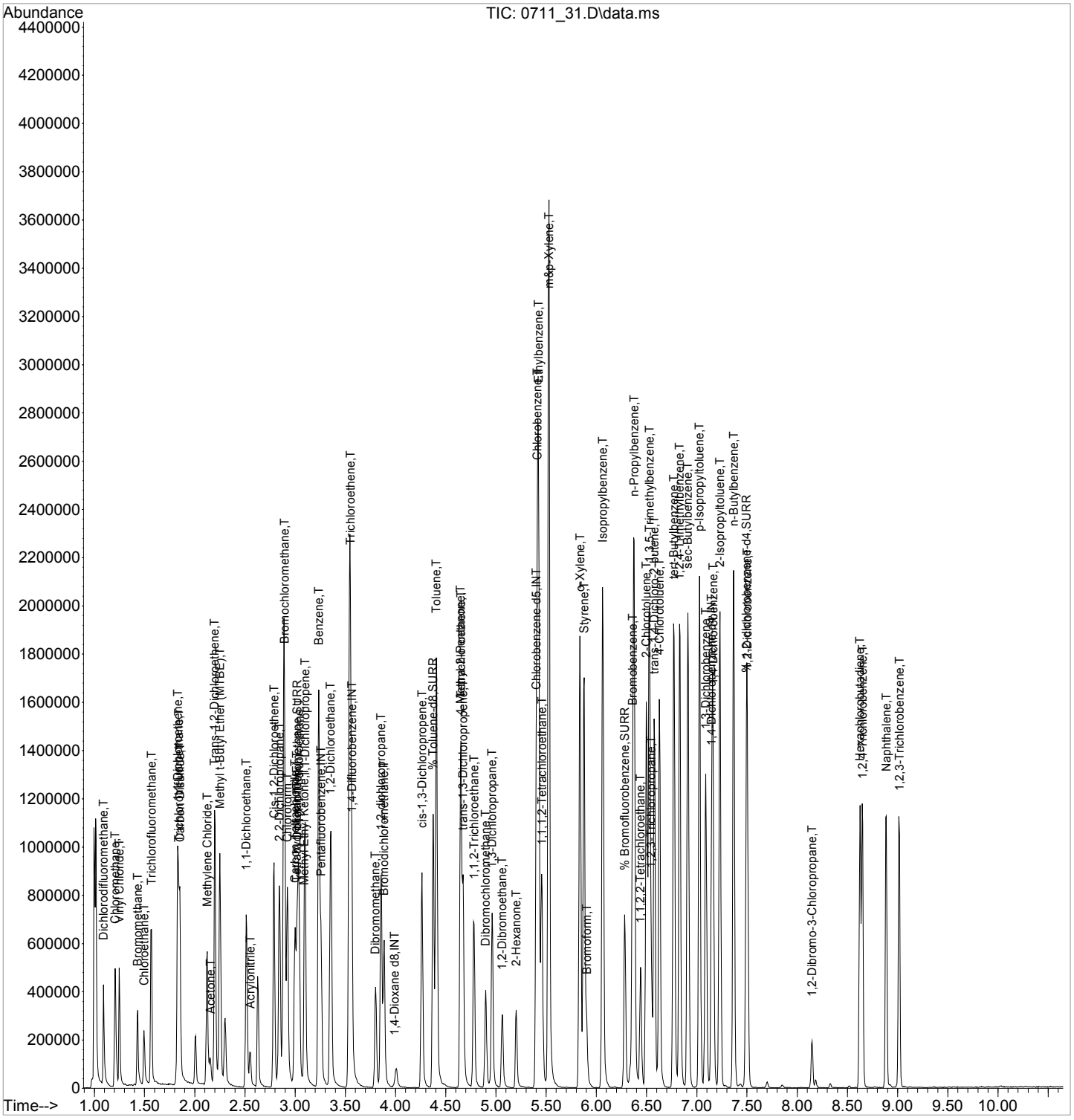

7A
VOLATILE CONTINUING CALIBRATION CHECK

Lab Name: Phoenix Environmental Labs Client: NETC

Lab Code: Phoenix Case No.: SAS No.: SDG No.: GBY54991

Instrument: CHEM14 Calibration Date: 07/12/17 Time: 08:44

Lab File Id: 0711_56.D Init. Calib. Date(s): 07/10/17 07/10/17

Heated Purge (Y/N): Y Init. Calib. Times: 17:42 19:55

GC Column: rtx-vms Method File: VT-0710.M

COMPOUND	RRF	RRF50	RRF MIN	%D	% D LIMITS
Dichlorodifluoromethane	0.866	0.815	0.010	5.9	50
Chloromethane	1.414	1.358	0.010	4.0	50
Vinyl Chloride	0.984	0.937	0.010	4.8	50
Bromomethane	0.437	0.424	0.010	3.0	50
Chloroethane	0.449	0.426	0.010	5.1	50
Trichlorofluoromethane	1.115	1.228	0.010	-10.1	50
1,1-Dichloroethene	0.579	0.574	0.010	0.9	50
Trichlorotrifluoroethane	0.431	0.427	0.010	0.9	50
Carbon Disulfide	1.760	1.681	0.010	4.5	50
Methylene Chloride	0.615	0.561	0.010	8.8	50
Acetone	0.209	0.213	0.010	-1.9	50
Trans-1,2-Dichloroethene	0.835	0.858	0.010	-2.8	50
Methyl t-Butyl Ether (MTBE)	1.972	2.147	0.010	-8.9	50
1,1-Dichloroethane	1.670	1.770	0.010	-6.0	50
Acrylonitrile	0.244	0.265	0.010	-8.6	50
Cis-1,2-Dichloroethene	0.891	0.911	0.010	-2.2	50
2,2-Dichloropropane	1.317	1.412	0.010	-7.2	50
Bromochloromethane	0.335	0.345	0.010	-3.0	50
Chloroform	1.401	1.427	0.010	-1.9	50
Carbon Tetrachloride	0.916	0.972	0.010	-6.1	50
Tetrahydrofuran (THF)	0.217	0.228	0.010	-5.1	50
1,1,1-Trichloroethane	1.251	1.389	0.010	-11.0	50
Methyl Ethyl Ketone	0.321	0.338	0.010	-5.3	50
1,1-Dichloropropene	0.789	0.853	0.010	-8.1	50
Benzene	2.212	2.337	0.010	-5.7	50
1,2-Dichloroethane	0.648	0.756	0.010	-16.7	50
Trichloroethene	0.534	0.592	0.010	-10.9	50
Dibromomethane	0.259	0.291	0.010	-12.4	50
1,2-dichloropropane	0.591	0.633	0.010	-7.1	50
Bromodichloromethane	0.638	0.711	0.010	-11.4	50
cis-1,3-Dichloropropene	0.826	0.907	0.010	-9.8	50
Toluene	1.366	1.464	0.010	-7.2	50
4-Methyl-2-Pentanone	0.493	0.561	0.010	-13.8	50
Tetrachloroethene	0.468	0.498	0.010	-6.4	50
trans-1,3-Dichloropropene	0.688	0.775	0.010	-12.6	50
1,1,2-Trichloroethane	0.395	0.420	0.010	-6.3	50

(*) Recommended RRF not met. (#) Maximum %D not met.

FORM VII VOA

7B
VOLATILE CONTINUING CALIBRATION CHECK

Lab Name: Phoenix Environmental Labs Client: NETC

Lab Code: Phoenix Case No.: SAS No.: SDG No.: GBY54991

Instrument: CHEM14 Calibration Date: 07/12/17 Time: 08:44

Lab File Id: 0711_56.D Init. Calib. Date(s): 07/10/17 07/10/17

Heated Purge (Y/N): Y Init. Calib. Times: 17:42 19:55

GC Column: rtx-vms Method File: VT-0710.M

COMPOUND	RRF	RRF50	RRF MIN	%D	% D LIMITS
Dibromochloromethane	0.413	0.453	0.010	-9.7	50
1,3-Dichloropropane	0.744	0.796	0.010	-7.0	50
1,2-Dibromoethane	0.426	0.460	0.010	-8.0	50
2-Hexanone	0.388	0.428	0.010	-10.3	50
Chlorobenzene	1.467	1.492	0.010	-1.7	50
Ethylbenzene	0.893	0.906	0.010	-1.5	50
1,1,1,2-Tetrachloroethane	0.456	0.480	0.010	-5.3	50
m&p-Xylene	1.097	1.093	0.010	0.4	50
o-Xylene	1.071	1.130	0.010	-5.5	50
Styrene	1.693	1.765	0.010	-4.3	50
Bromoform	0.227	0.246	0.010	-8.4	50
Isopropylbenzene	1.543	1.568	0.010	-1.6	50
Bromobenzene	1.198	1.245	0.010	-3.9	50
n-Propylbenzene	1.498	1.517	0.010	-1.3	50
1,1,2,2-Tetrachloroethane	1.008	1.042	0.010	-3.4	50
2-Chlorotoluene	1.245	1.247	0.010	-0.2	50
1,3,5-Trimethylbenzene	4.628	4.660	0.010	-0.7	50
1,2,3-Trichloropropane	0.788	0.836	0.010	-6.1	50
trans-1,4-Dichloro-2-butene	0.294	0.300	0.010	-2.0	50
4-Chlorotoluene	1.293	1.253	0.010	3.1	50
tert-Butylbenzene	3.951	4.165	0.010	-5.4	50
1,2,4-Trimethylbenzene	4.614	4.682	0.010	-1.5	50
sec-Butylbenzene	5.976	6.072	0.010	-1.6	50
p-Isopropyltoluene	4.977	5.009	0.010	-0.6	50
1,3-Dichlorobenzene	2.324	2.292	0.010	1.4	50
1,4-Dichlorobenzene	2.263	2.164	0.010	4.4	50
2-Isopropyltoluene	4.535	4.748	0.010	-4.7	50
n-Butylbenzene	4.657	4.643	0.010	0.3	50
1,2-Dichlorobenzene	2.054	2.110	0.010	-2.7	50
1,2-Dibromo-3-Chloropropane	0.145	0.158	0.010	-9.0	50
Hexachlorobutadiene	0.916	0.905	0.010	1.2	50
1,2,4-Trichlorobenzene	1.435	1.330	0.010	7.3	50
Naphthalene	3.049	3.451	0.010	-13.2	50
1,2,3-Trichlorobenzene	1.293	1.335	0.010	-3.2	50
% Dibromofluoromethane	0.088	0.092	0.010	-4.5	50
% Toluene-d8	1.264	1.316	0.010	-4.1	50

(*) Recommended RRF not met. (#) Maximum %D not met.

FORM VII VOA

7B
VOLATILE CONTINUING CALIBRATION CHECK

Lab Name: Phoenix Environmental Labs Client: NETC

Lab Code: Phoenix Case No.: SAS No.: SDG No.: GBY54991

Instrument: CHEM14 Calibration Date: 07/12/17 Time: 08:44

Lab File Id: 0711_56.D Init. Calib. Date(s): 07/10/17 07/10/17

Heated Purge (Y/N): Y Init. Calib. Times: 17:42 19:55

GC Column: rtx-vms Method File: VT-0710.M

COMPOUND	RRF	RRF50	RRF MIN	%D	% D LIMITS
% Bromofluorobenzene	0.504	0.531	0.010	-5.4	50
% 1,2-dichlorobenzene-d4	0.892	0.907	0.010	-1.7	50

(*) Recommended RRF not met. (#) Maximum %D not met.

FORM VII VOA

Evaluate Continuing Calibration Report

Data Path : H:\V2017\CHEM14\07JUL\071117\
Data File : 0711_56.D
Acq On : 12 Jul 2017 8:44 am
Operator :
Client ID : CCAL 50
Lab ID : VOA-50 PPB STD. VOA48E I 07/11 AS
ALS Vial : 1 Sample Multiplier: 1

Quant Time: Jul 12 12:57:37 2017
Quant Method : H:\V2017\CHEM14\Methods\VT-0710.M
Quant Title : VOA Standards for 5 point calibration
QLast Update : Mon Jul 10 20:08:07 2017
Response via : Initial Calibration

Note: Curves (l,lf,q,qf) display calculated concentration.
Min. RRF : 0.000 Min. Rel. Area : 50% Max. R.T. Dev 0.20min
Max. RRF Dev : 30% Max. Rel. Area : 200%

		Compound	AvgRF	CCRF	%Dev	Area%
1	INT	Pentafluorobenzene	1.000	1.000	0.0	104
2	T	Dichlorodifluoromethane	0.866	0.815	5.9	
3	T	Chloromethane	1.414	1.358	4.0	
4	T	Vinyl Chloride	0.984	0.937	4.8	
5	T	Bromomethane	0.437	0.424	3.0	
6	T	Chloroethane	0.449	0.426	5.1	
7	T	Trichlorofluoromethane	1.115	1.228	-10.1	
8	T	1,1-Dichloroethene	0.579	0.574	0.9	
9	T	Trichlorotrifluoroethane	0.431	0.427	0.9	
10	T	Carbon Disulfide	1.760	1.681	4.5	
12	T	Methylene Chloride	0.615	0.561	8.8	
13	T	Acetone	0.209	0.213	-1.9	
14	T	Trans-1,2-Dichloroethene	0.835	0.858	-2.8	
16	T	Methyl t-Butyl Ether (MTBE)	1.972	2.147	-8.9	
17	T	1,1-Dichloroethane	1.670	1.770	-6.0	
18	T	Acrylonitrile	0.244	0.265	-8.6	
19	T	Cis-1,2-Dichloroethene	0.891	0.911	-2.2	
20	T	2,2-Dichloropropane	1.317	1.412	-7.2	
21	T	Bromochloromethane	0.335	0.345	-3.0	
23	T	Chloroform	1.401	1.427	-1.9	
24	T	Carbon Tetrachloride	0.916	0.972	-6.1	
25	T	Tetrahydrofuran (THF)	0.217	0.228	-5.1	
26	T	1,1,1-Trichloroethane	1.251	1.389	-11.0	
27	SURR	% Dibromofluoromethane	0.088	0.092	-4.5	
28	T	Methyl Ethyl Ketone	0.321	0.338	-5.3	
29	INT	1,4-Difluorobenzene	1.000	1.000	0.0	100
30	T	1,1-Dichloropropene	0.789	0.853	-8.1	
31	T	Benzene	2.212	2.337	-5.7	
32	T	1,2-Dichloroethane	0.648	0.756	-16.7	
34	T	Trichloroethene	0.534	0.592	-10.9	
35	T	Dibromomethane	0.259	0.291	-12.4	
36	T	1,2-dichloropropane	0.591	0.633	-7.1	
37	T	Bromodichloromethane	0.638	0.711	-11.4	
38	T	cis-1,3-Dichloropropene	0.826	0.907	-9.8	
39	T	Toluene	1.366	1.464	-7.2	
40	SURR	% Toluene-d8	1.264	1.316	-4.1	
41	T	4-Methyl-2-Pentanone	0.493	0.561	-13.8	
42	T	Tetrachloroethene	0.468	0.498	-6.4	
43	T	trans-1,3-Dichloropropene	0.688	0.775	-12.6	
44	T	1,1,2-Trichloroethane	0.395	0.420	-6.3	
45	INT	Chlorobenzene-d5	1.000	1.000	0.0	103
46	T	Dibromochloromethane	0.413	0.453	-9.7	
47	T	1,3-Dichloropropane	0.744	0.796	-7.0	
48	T	1,2-Dibromoethane	0.426	0.460	-8.0	
49	T	2-Hexanone	0.388	0.428	-10.3	
50	T	Chlorobenzene	1.467	1.492	-1.7	
51	T	Ethylbenzene	0.893	0.906	-1.5	
52	T	1,1,1,2-Tetrachloroethane	0.456	0.480	-5.3	
53	T	m&p-Xylene	1.097	1.093	0.4	

Evaluate Continuing Calibration Report

Data Path : H:\V2017\CHEM14\07JUL\071117\
Data File : 0711_56.D
Acq On : 12 Jul 2017 8:44 am
Operator :
Client ID : CCAL 50
Lab ID : VOA-50 PPB STD. VOA48E I 07/11 AS
ALS Vial : 1 Sample Multiplier: 1

Quant Time: Jul 12 12:57:37 2017
Quant Method : H:\V2017\CHEM14\Methods\VT-0710.M
Quant Title : VOA Standards for 5 point calibration
QLast Update : Mon Jul 10 20:08:07 2017
Response via : Initial Calibration

Note: Curves (l,lf,q,qf) display calculated concentration.
Min. RRF : 0.000 Min. Rel. Area : 50% Max. R.T. Dev 0.20min
Max. RRF Dev : 30% Max. Rel. Area : 200%

		Compound	AvgRF	CCRF	%Dev	Area%
54	T	o-Xylene	1.071	1.130	-5.5	
55	T	Styrene	1.693	1.765	-4.3	
56	T	Bromoform	0.227	0.246	-8.4	
57	SURR	% Bromofluorobenzene	0.504	0.531	-5.4	
58	INT	1,4-Dichlorobenzene-d4	1.000	1.000	0.0	104
59	SURR	% 1,2-dichlorobenzene-d4	0.892	0.907	-1.7	
60	T	Isopropylbenzene	1.543	1.568	-1.6	
61	T	Bromobenzene	1.198	1.245	-3.9	
62	T	n-Propylbenzene	1.498	1.517	-1.3	
63	T	1,1,2,2-Tetrachloroethane	1.008	1.042	-3.4	
64	T	2-Chlorotoluene	1.245	1.247	-0.2	
65	T	1,3,5-Trimethylbenzene	4.628	4.660	-0.7	
66	T	1,2,3-Trichloropropane	0.788	0.836	-6.1	
67	T	trans-1,4-Dichloro-2-butene	0.294	0.300	-2.0	
68	T	4-Chlorotoluene	1.293	1.253	3.1	
69	T	tert-Butylbenzene	3.951	4.165	-5.4	
70	T	1,2,4-Trimethylbenzene	4.614	4.682	-1.5	
71	T	sec-Butylbenzene	5.976	6.072	-1.6	
72	T	p-Isopropyltoluene	4.977	5.009	-0.6	
73	T	1,3-Dichlorobenzene	2.324	2.292	1.4	
74	T	1,4-Dichlorobenzene	2.263	2.164	4.4	
75	T	2-Isopropyltoluene	4.535	4.748	-4.7	
76	T	n-Butylbenzene	4.657	4.643	0.3	
77	T	1,2-Dichlorobenzene	2.054	2.110	-2.7	
78	T	1,2-Dibromo-3-Chloropropane	0.145	0.158	-9.0	
79	T	Hexachlorobutadiene	0.916	0.905	1.2	
80	T	1,2,4-Trichlorobenzene	1.435	1.330	7.3	
81	T	Naphthalene	3.049	3.451	-13.2	
82	T	1,2,3-Trichlorobenzene	1.293	1.335	-3.2	
83	INT	1,4-Dioxane d8	1.000	1.000	0.0	97

(#)=Out of Range l=linear, lf=liner(0,0), q=quadratic, qf=quadratic(0,0)
Laboratory Warning Limits Out = 0

Quantitation Report (Not Reviewed)

Data Path : H:\V2017\CHEM14\07JUL\071117\
Data File : 0711_56.D
Acq On : 12 Jul 2017 8:44 am
Operator :
Client ID : CCAL 50
Lab ID : VOA-50 PPB STD. VOA48E I 07/11 AS
ALS Vial : 1 Sample Multiplier: 1

Quant Time: Jul 12 12:57:37 2017
Quant Method : H:\V2017\CHEM14\Methods\VT-0710.M
Quant Title : VOA Standards for 5 point calibration
QLast Update : Mon Jul 10 20:08:07 2017
Response via : Initial Calibration

Compound	R.T.	QIon	Response	Conc	Units	Dev(Min)
Internal Standards						
1) Pentafluorobenzene	3.257	168	280210	50.000	ug/l	0.00
29) 1,4-Difluorobenzene	3.566	114	408302	50.000	ug/l	0.00
45) Chlorobenzene-d5	5.401	117	391024	50.000	ug/l	0.00
58) 1,4-Dichlorobenzene-d4	7.152	152	195579	50.000	ug/l	0.00
83) 1,4-Dioxane d8	3.991	96	9139	500.000	ug/l	0.00
System Monitoring Compounds						
27) % Dibromofluoromethane	3.021	192	25916	52.499	ug/l	0.00
Spiked Amount 50.000	Range 70 - 130		Recovery = 105.00%			
40) % Toluene-d8	4.373	98	537361	52.055	ug/l	0.00
Spiked Amount 50.000	Range 70 - 130		Recovery = 104.12%			
57) % Bromofluorobenzene	6.282	95	207801	52.738	ug/l	0.00
Spiked Amount 50.000	Range 70 - 130		Recovery = 105.48%			
59) % 1,2-dichlorobenzene-d4	7.493	152	177297	50.826	ug/l	0.00
Spiked Amount 50.000	Range 70 - 130		Recovery = 101.66%			
Target Compounds						Qvalue
2) Dichlorodifluoromethane	1.091	85	228399	47.053	ug/l	100
3) Chloromethane	1.207	50	380531	48.027	ug/l	97
4) Vinyl Chloride	1.249	62	262581	47.637	ug/l	99
5) Bromomethane	1.432	94	118747	48.525	ug/l	98
6) Chloroethane	1.495	64	119460	47.476	ug/l	97
7) Trichlorofluoromethane	1.568	101	344214	55.072	ug/l	99
8) 1,1-Dichloroethene	1.831	96	160799	49.581	ug/l	98
9) Trichlorotrifluoroethane	1.841	151	119635	49.555	ug/l	90
10) Carbon Disulfide	1.852	76	471106	47.755	ug/l	100
12) Methylene Chloride	2.124	84	157099	45.584	ug/l	100
13) Acetone	2.156	43	59608	50.960	ug/l	99
14) Trans-1,2-Dichloroethene	2.198	96	240520	51.375	ug/l	96
16) Methyl t-Butyl Ether (...	2.250	73	601607	54.449	ug/l	98
17) 1,1-Dichloroethane	2.512	63	496004	52.986	ug/l	99
18) Acrylonitrile	2.549	53	74194	54.185	ug/l	99
19) Cis-1,2-Dichloroethene	2.790	96	255399	51.139	ug/l	98
20) 2,2-Dichloropropane	2.842	77	395554	53.599	ug/l	99
21) Bromochloromethane	2.895	128	96778	51.501	ug/l#	85
23) Chloroform	2.921	83	399904	50.951	ug/l	94
24) Carbon Tetrachloride	3.000	117	272431	53.042	ug/l	99
25) Tetrahydrofuran (THF)	3.021	42	160017	131.708	ug/l	93
26) 1,1,1-Trichloroethane	3.036	97	389208	55.521	ug/l	99
28) Methyl Ethyl Ketone	3.089	43	94803	52.769	ug/l	91
30) 1,1-Dichloropropene	3.099	75	348361	54.036	ug/l	100
31) Benzene	3.236	78	954165	52.835	ug/l	99
32) 1,2-Dichloroethane	3.351	62	308875	58.354	ug/l	99
34) Trichloroethene	3.550	130	241638	55.400	ug/l	95
35) Dibromomethane	3.802	93	118782	56.179	ug/l	99
36) 1,2-dichloropropane	3.854	63	258585	53.553	ug/l	99
37) Bromodichloromethane	3.886	83	290229	55.698	ug/l	96
38) cis-1,3-Dichloropropene	4.263	75	370520	54.952	ug/l	98
39) Toluene	4.405	92	597873	53.579	ug/l	95
41) 4-Methyl-2-Pentanone	4.646	43	228884	56.899	ug/l	99
42) Tetrachloroethene	4.651	164	203518	53.297	ug/l	96
43) trans-1,3-Dichloropropene	4.672	75	316574	56.309	ug/l	97
44) 1,1,2-Trichloroethane	4.782	97	171316	53.129	ug/l	93
46) Dibromochloromethane	4.898	129	176983	54.778	ug/l	100

Quantitation Report (Not Reviewed)

Data Path : H:\V2017\CHEM14\07JUL\071117\
Data File : 0711_56.D
Acq On : 12 Jul 2017 8:44 am
Operator :
Client ID : CCAL 50
Lab ID : VOA-50 PPB STD. VOA48E I 07/11 AS
ALS Vial : 1 Sample Multiplier: 1

Quant Time: Jul 12 12:57:37 2017
Quant Method : H:\V2017\CHEM14\Methods\VT-0710.M
Quant Title : VOA Standards for 5 point calibration
QLast Update : Mon Jul 10 20:08:07 2017
Response via : Initial Calibration

Compound	R.T.	QIon	Response	Conc	Units	Dev(Min)
47) 1,3-Dichloropropane	4.961	76	311280	53.501	ug/l	97
48) 1,2-Dibromoethane	5.060	107	180044	54.067	ug/l	100
49) 2-Hexanone	5.202	43	167502	55.161	ug/l	97
50) Chlorobenzene	5.412	112	583372	50.853	ug/l	95
51) Ethylbenzene	5.427	106	354438	50.758	ug/l	89
52) 1,1,1,2-Tetrachloroethane	5.454	131	187867	52.623	ug/l	99
53) m&p-Xylene	5.527	106	855156	99.635	ug/l	99
54) o-Xylene	5.836	106	441877	52.765	ug/l	99
55) Styrene	5.878	104	690141	52.131	ug/l	98
56) Bromoform	5.904	173	96311	54.173	ug/l	97
60) Isopropylbenzene	6.062	120	306670	50.800	ug/l	91
61) Bromobenzene	6.361	156	243418	51.960	ug/l	94
62) n-Propylbenzene	6.376	120	296632	50.621	ug/l	92
63) 1,1,2,2-Tetrachloroethane	6.439	83	203877	51.721	ug/l	99
64) 2-Chlorotoluene	6.497	126	243793	50.044	ug/l	90
65) 1,3,5-Trimethylbenzene	6.528	105	911387	50.344	ug/l	98
66) 1,2,3-Trichloropropane	6.544	75	163504	53.024	ug/l	100
67) trans-1,4-Dichloro-2-b...	6.576	75	292930	254.839	ug/l	96
68) 4-Chlorotoluene	6.628	126	245010	48.449	ug/l	89
69) tert-Butylbenzene	6.770	119	814652	52.708	ug/l	96
70) 1,2,4-Trimethylbenzene	6.832	105	915624	50.735	ug/l	98
71) sec-Butylbenzene	6.911	105	1187543	50.801	ug/l	99
72) p-Isopropyltoluene	7.026	119	979704	50.322	ug/l	98
73) 1,3-Dichlorobenzene	7.089	146	448325	49.323	ug/l	99
74) 1,4-Dichlorobenzene	7.163	146	423183	47.813	ug/l	98
75) 2-Isopropyltoluene	7.231	119	928574	52.345	ug/l	98
76) n-Butylbenzene	7.367	91	908008	49.842	ug/l	98
77) 1,2-Dichlorobenzene	7.504	146	412734	51.380	ug/l	99
78) 1,2-Dibromo-3-Chloropr...	8.148	155	30970	54.618	ug/l	88
79) Hexachlorobutadiene	8.626	225	177008	49.381	ug/l	99
80) 1,2,4-Trichlorobenzene	8.652	180	260100	46.335	ug/l	99
81) Naphthalene	8.888	128	675005	56.593	ug/l	99
82) 1,2,3-Trichlorobenzene	9.019	180	261099	51.606	ug/l	99

(#)out of range (m)manual integration reviewed by analyst (+)signals summed

Quantitation Report (Not Reviewed)

Data Path : H:\V2017\CHEM14\07JUL\071117\
Data File : 0711_56.D
Acq On : 12 Jul 2017 8:44 am
Operator :
Client ID : CCAL 50
Lab ID : VOA-50 PPB STD, VOA48E I 07/11 AS
ALS Vial : 1 Sample Multiplier: 1

Quant Time: Jul 12 12:57:37 2017
Quant Method : H:\V2017\CHEM14\Methods\VT-0710.M
Quant Title : VOA Standards for 5 point calibration
QLast Update : Mon Jul 10 20:08:07 2017
Response via : Initial Calibration

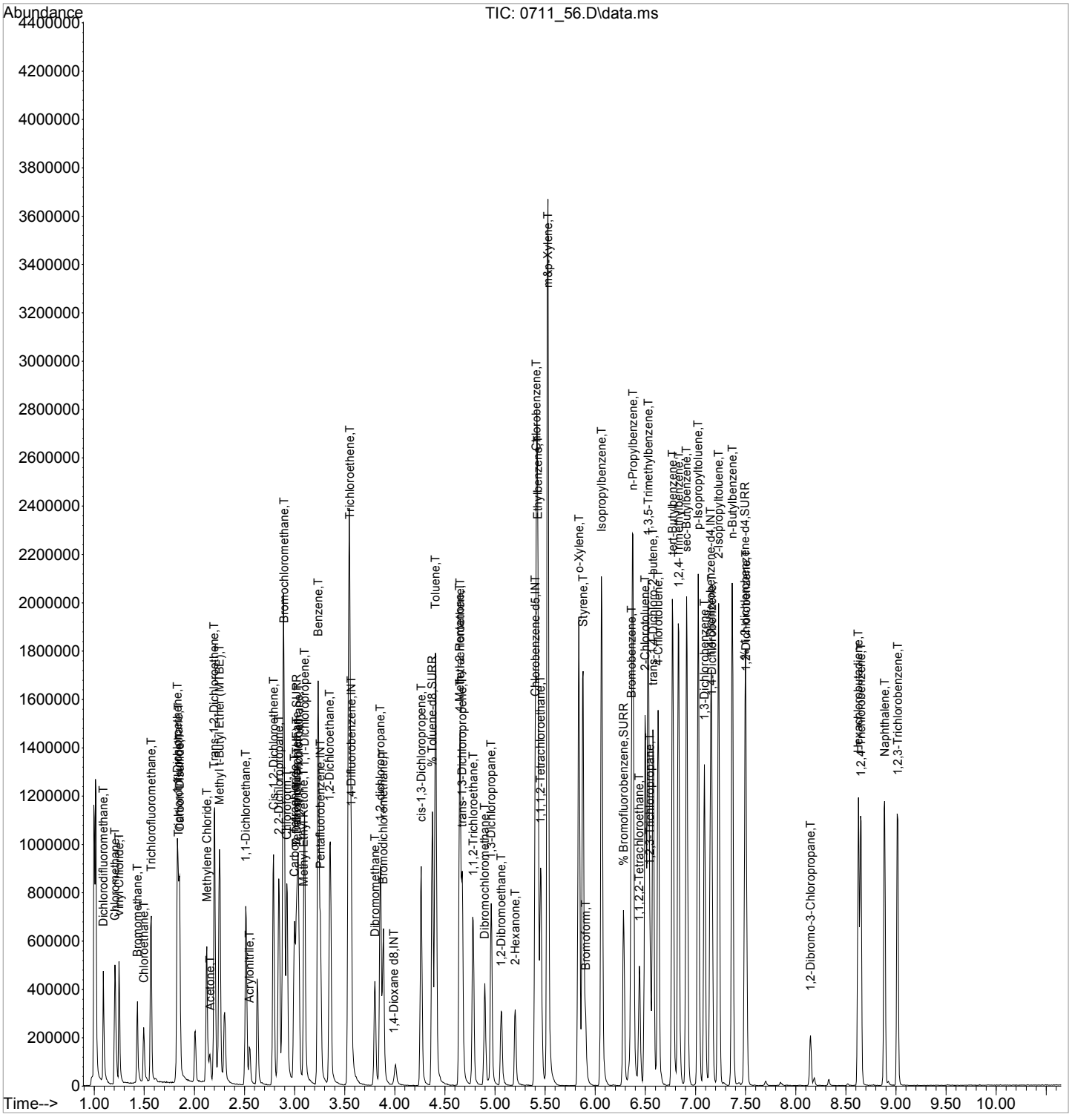

CLIENT ID

VOLATILE ORGANICS ANALYSIS DATA SHEET

BY54998 LCS

Client: NETC Lab: Phoenix Env. Labs

SDG No.: GBY54991 Lab Sample ID: BY54998 LCS

Sample wt/vol: 5 (g/mL) g Lab File ID: 0711_32.D

Level: (low/med/meth): Low Date Received: 07/07/17

% Moisture: n.a. Date Analyzed: 07/11/17

Instrument: CHEM14 Column: rtx-vms Dilution Factor: 1

Purge Volume 5000 (uL) pH: n.a. Soil Aliquot Vol: 5000 (uL)

Matrix: (soil/water) Soil CONCENTRATION UNITS: (ug/L or ug/Kg) ug/Kg

CAS NO.	COMPOUND	CONC.	Q	MDL/LOD	RL/PQL	R
75-71-8	Dichlorodifluoromethane	50		0.50	0.50	r
74-87-3	Chloromethane	46		1.0	1.0	r
75-01-4	Vinyl Chloride	46		0.50	0.50	r
74-83-9	Bromomethane	47		2.0	2.0	r
75-00-3	Chloroethane	47		0.50	0.50	r
75-69-4	Trichlorofluoromethane	50		1.0	1.0	r
75-35-4	1,1-Dichloroethene	53		0.50	0.50	r
76-13-1	Trichlorotrifluoroethane	51		0.50	0.50	r
75-15-0	Carbon Disulfide	52		1.0	1.0	r
75-09-2	Methylene Chloride	49		5.0	5.0	r
67-64-1	Acetone	40		5.0	5.0	r
156-60-5	Trans-1,2-Dichloroethene	53		0.50	0.50	r
1634-04-4	Methyl t-Butyl Ether (MTBE)	49		1.0	1.0	r
75-34-3	1,1-Dichloroethane	56		1.0	1.0	r
107-13-1	Acrylonitrile	50		1.0	1.0	r
156-59-2	Cis-1,2-Dichloroethene	53		0.50	0.50	r
594-20-7	2,2-Dichloropropane	57		0.50	0.50	r
74-97-5	Bromochloromethane	55		0.50	0.50	r
67-66-3	Chloroform	52		0.50	0.50	r
56-23-5	Carbon Tetrachloride	59		1.0	1.0	r
109-99-9	Tetrahydrofuran (THF)	120		2.5	2.5	r
71-55-6	1,1,1-Trichloroethane	57		0.50	0.50	r
78-93-3	Methyl Ethyl Ketone	47		5.0	5.0	r
563-58-6	1,1-Dichloropropene	58		0.50	0.50	r
71-43-2	Benzene	55		0.50	0.50	r
107-06-2	1,2-Dichloroethane	60		0.50	0.50	r
79-01-6	Trichloroethene	56		0.50	0.50	r
74-95-3	Dibromomethane	56		1.0	1.0	r
78-87-5	1,2-dichloropropane	56		1.0	1.0	r
75-27-4	Bromodichloromethane	58		1.0	1.0	r
10061-01-5	cis-1,3-Dichloropropene	57		0.50	0.50	r
108-88-3	Toluene	56		0.50	0.50	r
108-10-1	4-Methyl-2-Pentanone	49		5.0	5.0	r
127-18-4	Tetrachloroethene	57		1.0	1.0	r
10061-02-6	trans-1,3-Dichloropropene	57		0.50	0.50	r
79-00-5	1,1,2-Trichloroethane	56		1.0	1.0	r

FORM I VOA

r=Result Reported U=Not Detected D=Reported Dilution E/J=Estimated Value X=Not Used S=Lab Solvent

CLIENT ID

VOLATILE ORGANICS ANALYSIS DATA SHEET

BY54998 LCS

Client: NETC Lab: Phoenix Env. Labs

SDG No.: GBY54991 Lab Sample ID: BY54998 LCS

Sample wt/vol: 5 (g/mL) g Lab File ID: 0711_32.D

Level: (low/med/meth): Low Date Received: 07/07/17

% Moisture: n.a. Date Analyzed: 07/11/17

Instrument: CHEM14 Column: rtx-vms Dilution Factor: 1

Purge Volume 5000 (uL) pH: n.a. Soil Aliquot Vol: 5000 (uL)

Matrix: (soil/water) Soil CONCENTRATION UNITS: (ug/L or ug/Kg) ug/Kg

CAS NO.	COMPOUND	CONC.	Q	MDL/LOD	RL/PQL	R
124-48-1	Dibromochloromethane	59		1.0	1.0	r
142-28-9	1,3-Dichloropropane	55		1.0	1.0	r
106-93-4	1,2-Dibromoethane	56		0.50	0.50	r
591-78-6	2-Hexanone	46		5.0	5.0	r
108-90-7	Chlorobenzene	53		0.50	0.50	r
100-41-4	Ethylbenzene	53		0.50	0.50	r
630-20-6	1,1,1,2-Tetrachloroethane	56		1.0	1.0	r
179601-23-1	m&p-Xylene	100		1.0	1.0	r
95-47-6	o-Xylene	56		1.0	1.0	r
100-42-5	Styrene	54		0.50	0.50	r
75-25-2	Bromoform	54		1.0	1.0	r
98-82-8	Isopropylbenzene	53		0.50	0.50	r
108-86-1	Bromobenzene	54		0.50	0.50	r
103-65-1	n-Propylbenzene	54		1.0	1.0	r
79-34-5	1,1,2,2-Tetrachloroethane	55		1.0	1.0	r
95-49-8	2-Chlorotoluene	54		1.0	1.0	r
108-67-8	1,3,5-Trimethylbenzene	54		0.50	0.50	r
96-18-4	1,2,3-Trichloropropane	54		0.50	0.50	r
110-57-6	trans-1,4-Dichloro-2-butene	250		2.5	2.5	r
106-43-4	4-Chlorotoluene	52		0.50	0.50	r
98-06-6	tert-Butylbenzene	55		0.50	0.50	r
95-63-6	1,2,4-Trimethylbenzene	53		0.50	0.50	r
135-98-8	sec-Butylbenzene	56		0.50	0.50	r
99-87-6	p-Isopropyltoluene	54		0.50	0.50	r
541-73-1	1,3-Dichlorobenzene	53		0.50	0.50	r
106-46-7	1,4-Dichlorobenzene	53		0.50	0.50	r
527-84-4	2-Isopropyltoluene	51		0.50	0.50	r
104-51-8	n-Butylbenzene	54		0.50	0.50	r
95-50-1	1,2-Dichlorobenzene	55		0.50	0.50	r
96-12-8	1,2-Dibromo-3-Chloropropane	58		1.0	1.0	r
87-68-3	Hexachlorobutadiene	55		0.50	0.50	r
120-82-1	1,2,4-Trichlorobenzene	52		1.0	1.0	r
91-20-3	Naphthalene	60		1.0	1.0	r
87-61-6	1,2,3-Trichlorobenzene	56		1.0	1.0	r

FORM I VOA

r=Result Reported U=Not Detected D=Reported Dilution E/J=Estimated Value X=Not Used S=Lab Solvent

Quantitation Report (Not Reviewed)

Data Path : H:\V2017\CHEM14\07JUL\071117\
Data File : 0711_32.D
Acq On : 11 Jul 2017 9:27 pm
Operator :
Client ID : BY54998 LCS
Lab ID : BY54998 LCS
ALS Vial : 1 Sample Multiplier: 1

Quant Time: Jul 11 21:45:12 2017
Quant Method : H:\V2017\CHEM14\METHODS\VT-0710.M
Quant Title : VOA Standards for 5 point calibration
QLast Update : Mon Jul 10 20:08:07 2017
Response via : Initial Calibration

Compound	R.T.	QIon	Response	Conc	Units	Dev(Min)
Internal Standards						
1) Pentafluorobenzene	3.257	168	291279	50.000	ug/l	0.00
29) 1,4-Difluorobenzene	3.566	114	423740	50.000	ug/l	0.00
45) Chlorobenzene-d5	5.401	117	406956	50.000	ug/l	0.00
58) 1,4-Dichlorobenzene-d4	7.152	152	203987	50.000	ug/l	0.00
83) 1,4-Dioxane d8	3.991	96	11322	500.000	ug/l	0.00
System Monitoring Compounds						
27) % Dibromofluoromethane	3.021	192	24425	47.598	ug/l	0.00
Spiked Amount 50.000	Range 70 - 130		Recovery = 95.20%			
40) % Toluene-d8	4.373	98	559876	52.260	ug/l	0.00
Spiked Amount 50.000	Range 70 - 130		Recovery = 104.52%			
57) % Bromofluorobenzene	6.282	95	213346	52.025	ug/l	0.00
Spiked Amount 50.000	Range 70 - 130		Recovery = 104.06%			
59) % 1,2-dichlorobenzene-d4	7.493	152	183394	50.407	ug/l	0.00
Spiked Amount 50.000	Range 70 - 130		Recovery = 100.82%			
Target Compounds						Qvalue
2) Dichlorodifluoromethane	1.091	85	249847	49.515	ug/l	100
3) Chloromethane	1.206	50	377842	45.876	ug/l	98
4) Vinyl Chloride	1.248	62	266165	46.452	ug/l	98
5) Bromomethane	1.432	94	120226	47.263	ug/l	96
6) Chloroethane	1.495	64	123840	47.346	ug/l	98
7) Trichlorofluoromethane	1.568	101	327321	50.380	ug/l	100
8) 1,1-Dichloroethene	1.830	96	179013	53.099	ug/l	99
9) Trichlorotrifluoroethane	1.841	151	127305	50.728	ug/l	91
10) Carbon Disulfide	1.857	76	531900	51.868	ug/l	99
12) Methylene Chloride	2.124	84	174623	48.744	ug/l	99
13) Acetone	2.155	43	48949	40.257	ug/l	97
14) Trans-1,2-Dichloroethene	2.203	96	256274	52.660	ug/l	96
16) Methyl t-Butyl Ether (...	2.250	73	558770	48.650	ug/l	99
17) 1,1-Dichloroethane	2.517	63	540771	55.573	ug/l	100
18) Acrylonitrile	2.549	53	71036	49.907	ug/l	98
19) Cis-1,2-Dichloroethene	2.790	96	273935	52.766	ug/l	99
20) 2,2-Dichloropropane	2.842	77	438863	57.208	ug/l	100
21) Bromochloromethane	2.895	128	106802	54.675	ug/l	89
23) Chloroform	2.926	83	428233	52.487	ug/l	95
24) Carbon Tetrachloride	3.000	117	316058	59.198	ug/l	98
25) Tetrahydrofuran (THF)	3.021	42	146854	116.280	ug/l	96
26) 1,1,1-Trichloroethane	3.036	97	418919	57.489	ug/l	99
28) Methyl Ethyl Ketone	3.089	43	88500	47.388	ug/l	97
30) 1,1-Dichloropropene	3.099	75	386347	57.744	ug/l	99
31) Benzene	3.236	78	1033548	55.146	ug/l	98
32) 1,2-Dichloroethane	3.351	62	331050	60.265	ug/l	99
34) Trichloroethene	3.550	130	254275	56.174	ug/l	95
35) Dibromomethane	3.802	93	122606	55.875	ug/l	98
36) 1,2-dichloropropane	3.854	63	280290	55.933	ug/l	99
37) Bromodichloromethane	3.886	83	313416	57.957	ug/l	93
38) cis-1,3-Dichloropropene	4.263	75	401929	57.439	ug/l	100
39) Toluene	4.410	92	650237	56.149	ug/l	94
41) 4-Methyl-2-Pentanone	4.646	43	204236	48.922	ug/l	99
42) Tetrachloroethene	4.651	164	224360	56.614	ug/l	96
43) trans-1,3-Dichloropropene	4.672	75	330032	56.564	ug/l	99
44) 1,1,2-Trichloroethane	4.782	97	186840	55.832	ug/l	99
46) Dibromochloromethane	4.898	129	199595	59.358	ug/l	99

Quantitation Report (Not Reviewed)

Data Path : H:\V2017\CHEM14\07JUL\071117\
Data File : 0711_32.D
Acq On : 11 Jul 2017 9:27 pm
Operator :
Client ID : BY54998 LCS
Lab ID : BY54998 LCS
ALS Vial : 1 Sample Multiplier: 1

Quant Time: Jul 11 21:45:12 2017
Quant Method : H:\V2017\CHEM14\METHODS\VT-0710.M
Quant Title : VOA Standards for 5 point calibration
QLast Update : Mon Jul 10 20:08:07 2017
Response via : Initial Calibration

Compound	R.T.	QIon	Response	Conc	Units	Dev(Min)
47) 1,3-Dichloropropane	4.961	76	330388	54.562	ug/l	98
48) 1,2-Dibromoethane	5.065	107	194994	56.264	ug/l	100
49) 2-Hexanone	5.202	43	146849	46.466	ug/l	98
50) Chlorobenzene	5.417	112	632991	53.018	ug/l	91
51) Ethylbenzene	5.422	106	385965	53.109	ug/l	98
52) 1,1,1,2-Tetrachloroethane	5.459	131	209742	56.451	ug/l	98
53) m&p-Xylene	5.527	106	935700	104.751	ug/l	98
54) o-Xylene	5.836	106	491297	56.369	ug/l	98
55) Styrene	5.878	104	737397	53.520	ug/l	97
56) Bromoform	5.904	173	100089	54.094	ug/l	98
60) Isopropylbenzene	6.067	120	334980	53.203	ug/l	93
61) Bromobenzene	6.360	156	261763	53.573	ug/l	92
62) n-Propylbenzene	6.376	120	330341	54.050	ug/l	94
63) 1,1,2,2-Tetrachloroethane	6.439	83	227178	55.257	ug/l	98
64) 2-Chlorotoluene	6.502	126	273769	53.881	ug/l	95
65) 1,3,5-Trimethylbenzene	6.528	105	1012395	53.618	ug/l	98
66) 1,2,3-Trichloropropane	6.549	75	172859	53.747	ug/l	98
67) trans-1,4-Dichloro-2-b...	6.575	75	299226	249.586	ug/l	97
68) 4-Chlorotoluene	6.628	126	271645	51.502	ug/l	91
69) tert-Butylbenzene	6.775	119	884281	54.855	ug/l	95
70) 1,2,4-Trimethylbenzene	6.832	105	1006348	53.464	ug/l	97
71) sec-Butylbenzene	6.911	105	1360664	55.808	ug/l	98
72) p-Isopropyltoluene	7.026	119	1106047	54.470	ug/l	98
73) 1,3-Dichlorobenzene	7.089	146	501698	52.920	ug/l	99
74) 1,4-Dichlorobenzene	7.163	146	489183	52.992	ug/l	98
75) 2-Isopropyltoluene	7.231	119	937080	50.647	ug/l	98
76) n-Butylbenzene	7.367	91	1027675	54.086	ug/l	99
77) 1,2-Dichlorobenzene	7.503	146	456823	54.524	ug/l	99
78) 1,2-Dibromo-3-Chloropr...	8.148	155	34231	57.881	ug/l	96
79) Hexachlorobutadiene	8.625	225	207387	55.471	ug/l	99
80) 1,2,4-Trichlorobenzene	8.652	180	306854	52.411	ug/l	98
81) Naphthalene	8.888	128	741166	59.578	ug/l	99
82) 1,2,3-Trichlorobenzene	9.019	180	295420	55.982	ug/l	99

(#)out of range (m)manual integration reviewed by analyst (+)signals summed

Quantitation Report (Not Reviewed)

Data Path : H:\V2017\CHEM14\07JUL\071117\
Data File : 0711_32.D
Acq On : 11 Jul 2017 9:27 pm
Operator :
Client ID : BY54998 LCS
Lab ID : BY54998 LCS
ALS Vial : 1 Sample Multiplier: 1

Quant Time: Jul 11 21:45:12 2017
Quant Method : H:\V2017\CHEM14\METHODS\VT-0710.M
Quant Title : VOA Standards for 5 point calibration
QLast Update : Mon Jul 10 20:08:07 2017
Response via : Initial Calibration

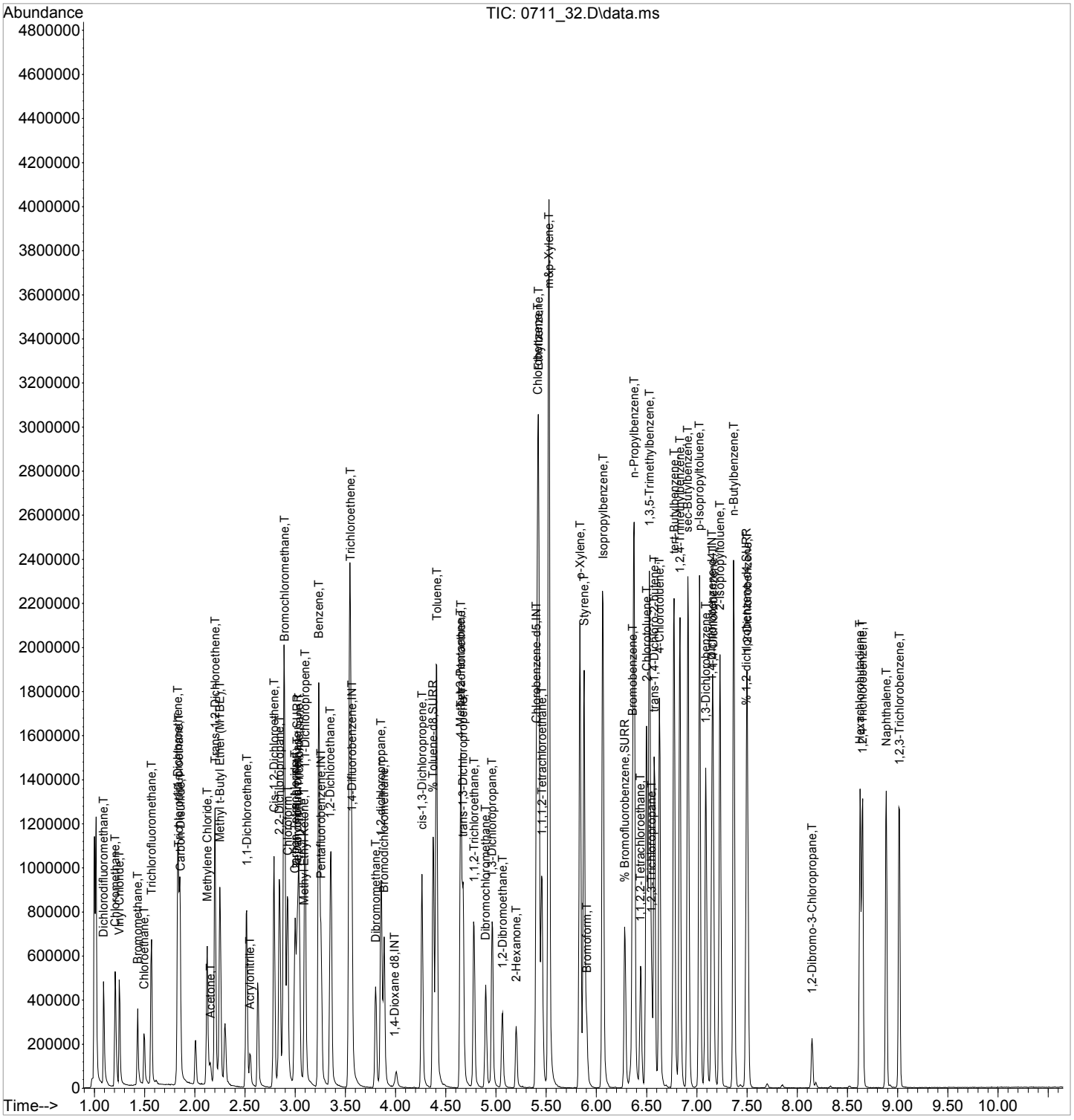

CLIENT ID

VOLATILE ORGANICS ANALYSIS DATA SHEET

BY54998 LCSD

Client: NETC Lab: Phoenix Env. Labs

SDG No.: GBY54991 Lab Sample ID: BY54998 LCSD

Sample wt/vol: 5 (g/mL) g Lab File ID: 0711_33.D

Level: (low/med/meth): Low Date Received: 07/07/17

% Moisture: n.a. Date Analyzed: 07/11/17

Instrument: CHEM14 Column: rtx-vms Dilution Factor: 1

Purge Volume 5000 (uL) pH: n.a. Soil Aliquot Vol: 5000 (uL)

Matrix: (soil/water) Soil CONCENTRATION UNITS: (ug/L or ug/Kg) ug/Kg

CAS NO.	COMPOUND	CONC.	Q	MDL/LOD	RL/PQL	R
75-71-8	Dichlorodifluoromethane	51		0.50	0.50	r
74-87-3	Chloromethane	47		1.0	1.0	r
75-01-4	Vinyl Chloride	48		0.50	0.50	r
74-83-9	Bromomethane	49		2.0	2.0	r
75-00-3	Chloroethane	49		0.50	0.50	r
75-69-4	Trichlorofluoromethane	52		1.0	1.0	r
75-35-4	1,1-Dichloroethene	53		0.50	0.50	r
76-13-1	Trichlorotrifluoroethane	51		0.50	0.50	r
75-15-0	Carbon Disulfide	54		1.0	1.0	r
75-09-2	Methylene Chloride	51		5.0	5.0	r
67-64-1	Acetone	42		5.0	5.0	r
156-60-5	Trans-1,2-Dichloroethene	56		0.50	0.50	r
1634-04-4	Methyl t-Butyl Ether (MTBE)	51		1.0	1.0	r
75-34-3	1,1-Dichloroethane	59		1.0	1.0	r
107-13-1	Acrylonitrile	53		1.0	1.0	r
156-59-2	Cis-1,2-Dichloroethene	57		0.50	0.50	r
594-20-7	2,2-Dichloropropane	60		0.50	0.50	r
74-97-5	Bromochloromethane	58		0.50	0.50	r
67-66-3	Chloroform	55		0.50	0.50	r
56-23-5	Carbon Tetrachloride	63		1.0	1.0	r
109-99-9	Tetrahydrofuran (THF)	120		2.5	2.5	r
71-55-6	1,1,1-Trichloroethane	60		0.50	0.50	r
78-93-3	Methyl Ethyl Ketone	48		5.0	5.0	r
563-58-6	1,1-Dichloropropene	59		0.50	0.50	r
71-43-2	Benzene	57		0.50	0.50	r
107-06-2	1,2-Dichloroethane	62		0.50	0.50	r
79-01-6	Trichloroethene	58		0.50	0.50	r
74-95-3	Dibromomethane	57		1.0	1.0	r
78-87-5	1,2-dichloropropane	58		1.0	1.0	r
75-27-4	Bromodichloromethane	60		1.0	1.0	r
10061-01-5	cis-1,3-Dichloropropene	60		0.50	0.50	r
108-88-3	Toluene	57		0.50	0.50	r
108-10-1	4-Methyl-2-Pentanone	50		5.0	5.0	r
127-18-4	Tetrachloroethene	58		1.0	1.0	r
10061-02-6	trans-1,3-Dichloropropene	58		0.50	0.50	r
79-00-5	1,1,2-Trichloroethane	59		1.0	1.0	r

FORM I VOA

r=Result Reported U=Not Detected D=Reported Dilution E/J=Estimated Value X=Not Used S=Lab Solvent

1

CLIENT ID

VOLATILE ORGANICS ANALYSIS DATA SHEET

BY54998 LCSD

Client: NETC Lab: Phoenix Env. Labs

SDG No.: GBY54991 Lab Sample ID: BY54998 LCSD

Sample wt/vol: 5 (g/mL) g Lab File ID: 0711_33.D

Level: (low/med/meth): Low Date Received: 07/07/17

% Moisture: n.a. Date Analyzed: 07/11/17

Instrument: CHEM14 Column: rtx-vms Dilution Factor: 1

Purge Volume 5000 (uL) pH: n.a. Soil Aliquot Vol: 5000 (uL)

Matrix: (soil/water) Soil CONCENTRATION UNITS: (ug/L or ug/Kg) ug/Kg

CAS NO.	COMPOUND	CONC.	Q	MDL/LOD	RL/PQL	R
124-48-1	Dibromochloromethane	62		1.0	1.0	r
142-28-9	1,3-Dichloropropane	57		1.0	1.0	r
106-93-4	1,2-Dibromoethane	57		0.50	0.50	r
591-78-6	2-Hexanone	49		5.0	5.0	r
108-90-7	Chlorobenzene	56		0.50	0.50	r
100-41-4	Ethylbenzene	55		0.50	0.50	r
630-20-6	1,1,1,2-Tetrachloroethane	58		1.0	1.0	r
179601-23-1	m&p-Xylene	110		1.0	1.0	r
95-47-6	o-Xylene	58		1.0	1.0	r
100-42-5	Styrene	56		0.50	0.50	r
75-25-2	Bromoform	57		1.0	1.0	r
98-82-8	Isopropylbenzene	56		0.50	0.50	r
108-86-1	Bromobenzene	56		0.50	0.50	r
103-65-1	n-Propylbenzene	56		1.0	1.0	r
79-34-5	1,1,2,2-Tetrachloroethane	58		1.0	1.0	r
95-49-8	2-Chlorotoluene	54		1.0	1.0	r
108-67-8	1,3,5-Trimethylbenzene	55		0.50	0.50	r
96-18-4	1,2,3-Trichloropropane	56		0.50	0.50	r
110-57-6	trans-1,4-Dichloro-2-butene	260		2.5	2.5	r
106-43-4	4-Chlorotoluene	53		0.50	0.50	r
98-06-6	tert-Butylbenzene	57		0.50	0.50	r
95-63-6	1,2,4-Trimethylbenzene	56		0.50	0.50	r
135-98-8	sec-Butylbenzene	59		0.50	0.50	r
99-87-6	p-Isopropyltoluene	56		0.50	0.50	r
541-73-1	1,3-Dichlorobenzene	55		0.50	0.50	r
106-46-7	1,4-Dichlorobenzene	54		0.50	0.50	r
527-84-4	2-Isopropyltoluene	52		0.50	0.50	r
104-51-8	n-Butylbenzene	55		0.50	0.50	r
95-50-1	1,2-Dichlorobenzene	56		0.50	0.50	r
96-12-8	1,2-Dibromo-3-Chloropropane	62		1.0	1.0	r
87-68-3	Hexachlorobutadiene	57		0.50	0.50	r
120-82-1	1,2,4-Trichlorobenzene	54		1.0	1.0	r
91-20-3	Naphthalene	62		1.0	1.0	r
87-61-6	1,2,3-Trichlorobenzene	58		1.0	1.0	r

FORM I VOA

r=Result Reported U=Not Detected D=Reported Dilution E/J=Estimated Value X=Not Used S=Lab Solvent

Quantitation Report (Not Reviewed)

Data Path : H:\V2017\CHEM14\07JUL\071117\
Data File : 0711_33.D
Acq On : 11 Jul 2017 9:49 pm
Operator :
Client ID : BY54998 LCSD
Lab ID : BY54998 LCSD
ALS Vial : 1 Sample Multiplier: 1

Quant Time: Jul 11 22:10:28 2017
Quant Method : H:\V2017\CHEM14\METHODS\VT-0710.M
Quant Title : VOA Standards for 5 point calibration
QLast Update : Mon Jul 10 20:08:07 2017
Response via : Initial Calibration

Compound	R.T.	QIon	Response	Conc	Units	Dev(Min)
Internal Standards						
1) Pentafluorobenzene	3.257	168	278308	50.000	ug/l	0.00
29) 1,4-Difluorobenzene	3.566	114	410035	50.000	ug/l	0.00
45) Chlorobenzene-d5	5.401	117	388551	50.000	ug/l	0.00
58) 1,4-Dichlorobenzene-d4	7.152	152	192811	50.000	ug/l	0.00
83) 1,4-Dioxane d8	3.991	96	8967	500.000	ug/l	0.00
System Monitoring Compounds						
27) % Dibromofluoromethane	3.026	192	25400	51.805	ug/l	0.00
Spiked Amount 50.000	Range 70 - 130		Recovery = 103.62%			
40) % Toluene-d8	4.373	98	542014	52.284	ug/l	0.00
Spiked Amount 50.000	Range 70 - 130		Recovery = 104.56%			
57) % Bromofluorobenzene	6.282	95	207981	53.119	ug/l	0.00
Spiked Amount 50.000	Range 70 - 130		Recovery = 106.24%			
59) % 1,2-dichlorobenzene-d4	7.493	152	174813	50.834	ug/l	0.00
Spiked Amount 50.000	Range 70 - 130		Recovery = 101.66%			
Target Compounds						Qvalue
2) Dichlorodifluoromethane	1.091	85	247892	51.418	ug/l	100
3) Chloromethane	1.207	50	370111	47.032	ug/l	100
4) Vinyl Chloride	1.248	62	262706	47.985	ug/l	100
5) Bromomethane	1.432	94	119254	49.066	ug/l	100
6) Chloroethane	1.495	64	122612	49.061	ug/l	99
7) Trichlorofluoromethane	1.568	101	322443	51.942	ug/l	98
8) 1,1-Dichloroethene	1.830	96	171897	53.365	ug/l	96
9) Trichlorotrifluoroethane	1.841	151	122170	50.951	ug/l	89
10) Carbon Disulfide	1.857	76	530241	54.116	ug/l	99
12) Methylene Chloride	2.124	84	174957	51.113	ug/l	97
13) Acetone	2.156	43	48866	42.062	ug/l	97
14) Trans-1,2-Dichloroethene	2.203	96	260171	55.952	ug/l	99
16) Methyl t-Butyl Ether (...	2.250	73	554838	50.559	ug/l	98
17) 1,1-Dichloroethane	2.517	63	543882	58.497	ug/l	100
18) Acrylonitrile	2.554	53	72528	53.330	ug/l	95
19) Cis-1,2-Dichloroethene	2.790	96	283987	57.252	ug/l	98
20) 2,2-Dichloropropane	2.842	77	439224	59.923	ug/l	100
21) Bromochloromethane	2.895	128	107574	57.637	ug/l	90
23) Chloroform	2.921	83	425105	54.532	ug/l	94
24) Carbon Tetrachloride	3.000	117	320877	62.901	ug/l	98
25) Tetrahydrofuran (THF)	3.021	42	146412	121.333	ug/l	95
26) 1,1,1-Trichloroethane	3.036	97	420680	60.421	ug/l	98
28) Methyl Ethyl Ketone	3.094	43	85313	47.811	ug/l	99
30) 1,1-Dichloropropene	3.099	75	379649	58.640	ug/l	98
31) Benzene	3.236	78	1042061	57.458	ug/l	99
32) 1,2-Dichloroethane	3.351	62	330427	62.162	ug/l	99
34) Trichloroethene	3.550	130	255233	58.270	ug/l	95
35) Dibromomethane	3.802	93	120305	56.659	ug/l	94
36) 1,2-dichloropropane	3.854	63	278852	57.506	ug/l	99
37) Bromodichloromethane	3.886	83	312989	59.812	ug/l	99
38) cis-1,3-Dichloropropene	4.263	75	403400	59.576	ug/l	100
39) Toluene	4.410	92	640153	57.126	ug/l	95
41) 4-Methyl-2-Pentanone	4.646	43	201366	49.846	ug/l	98
42) Tetrachloroethene	4.651	164	223117	58.182	ug/l	96
43) trans-1,3-Dichloropropene	4.672	75	328410	58.168	ug/l	99
44) 1,1,2-Trichloroethane	4.782	97	189797	58.611	ug/l	98
46) Dibromochloromethane	4.898	129	197541	61.530	ug/l	99

Quantitation Report (Not Reviewed)

Data Path : H:\V2017\CHEM14\07JUL\071117\
Data File : 0711_33.D
Acq On : 11 Jul 2017 9:49 pm
Operator :
Client ID : BY54998 LCSD
Lab ID : BY54998 LCSD
ALS Vial : 1 Sample Multiplier: 1

Quant Time: Jul 11 22:10:28 2017
Quant Method : H:\V2017\CHEM14\METHODS\VT-0710.M
Quant Title : VOA Standards for 5 point calibration
QLast Update : Mon Jul 10 20:08:07 2017
Response via : Initial Calibration

Compound	R.T.	QIon	Response	Conc	Units	Dev(Min)
47) 1,3-Dichloropropane	4.961	76	327725	56.686	ug/l	97
48) 1,2-Dibromoethane	5.065	107	188251	56.891	ug/l	98
49) 2-Hexanone	5.202	43	146417	48.524	ug/l	97
50) Chlorobenzene	5.417	112	636473	55.834	ug/l	94
51) Ethylbenzene	5.422	106	381414	54.969	ug/l	93
52) 1,1,1,2-Tetrachloroethane	5.459	131	205052	57.802	ug/l	99
53) m&p-Xylene	5.527	106	917896	107.626	ug/l	99
54) o-Xylene	5.836	106	479166	57.581	ug/l	98
55) Styrene	5.878	104	734802	55.858	ug/l	97
56) Bromoform	5.904	173	101330	57.358	ug/l	99
60) Isopropylbenzene	6.062	120	330745	55.575	ug/l	93
61) Bromobenzene	6.366	156	258466	55.964	ug/l	94
62) n-Propylbenzene	6.376	120	321637	55.676	ug/l	93
63) 1,1,2,2-Tetrachloroethane	6.439	83	227200	58.465	ug/l	99
64) 2-Chlorotoluene	6.502	126	259381	54.009	ug/l	88
65) 1,3,5-Trimethylbenzene	6.528	105	978120	54.805	ug/l	99
66) 1,2,3-Trichloropropane	6.544	75	170703	56.153	ug/l	98
67) trans-1,4-Dichloro-2-b...	6.581	75	294158	259.581	ug/l	97
68) 4-Chlorotoluene	6.628	126	262665	52.686	ug/l	88
69) tert-Butylbenzene	6.775	119	874499	57.393	ug/l	96
70) 1,2,4-Trimethylbenzene	6.832	105	988640	55.568	ug/l	97
71) sec-Butylbenzene	6.911	105	1349973	58.579	ug/l	98
72) p-Isopropyltoluene	7.026	119	1083274	56.440	ug/l	98
73) 1,3-Dichlorobenzene	7.089	146	492967	55.013	ug/l	100
74) 1,4-Dichlorobenzene	7.163	146	471358	54.020	ug/l	98
75) 2-Isopropyltoluene	7.231	119	917942	52.489	ug/l	98
76) n-Butylbenzene	7.367	91	996445	55.482	ug/l	98
77) 1,2-Dichlorobenzene	7.503	146	444114	56.080	ug/l	99
78) 1,2-Dibromo-3-Chloropr...	8.148	155	34644	61.974	ug/l	96
79) Hexachlorobutadiene	8.625	225	201059	56.896	ug/l	98
80) 1,2,4-Trichlorobenzene	8.652	180	296748	53.623	ug/l	96
81) Naphthalene	8.888	128	723792	61.554	ug/l	100
82) 1,2,3-Trichlorobenzene	9.013	180	289593	58.059	ug/l	99

(#)out of range (m)manual integration reviewed by analyst (+)signals summed

Quantitation Report (Not Reviewed)

Data Path : H:\V2017\CHEM14\07JUL\071117\
Data File : 0711_33.D
Acq On : 11 Jul 2017 9:49 pm
Operator :
Client ID : BY54998 LCSD
Lab ID : BY54998 LCSD
ALS Vial : 1 Sample Multiplier: 1

Quant Time: Jul 11 22:10:28 2017
Quant Method : H:\V2017\CHEM14\METHODS\VT-0710.M
Quant Title : VOA Standards for 5 point calibration
QLast Update : Mon Jul 10 20:08:07 2017
Response via : Initial Calibration

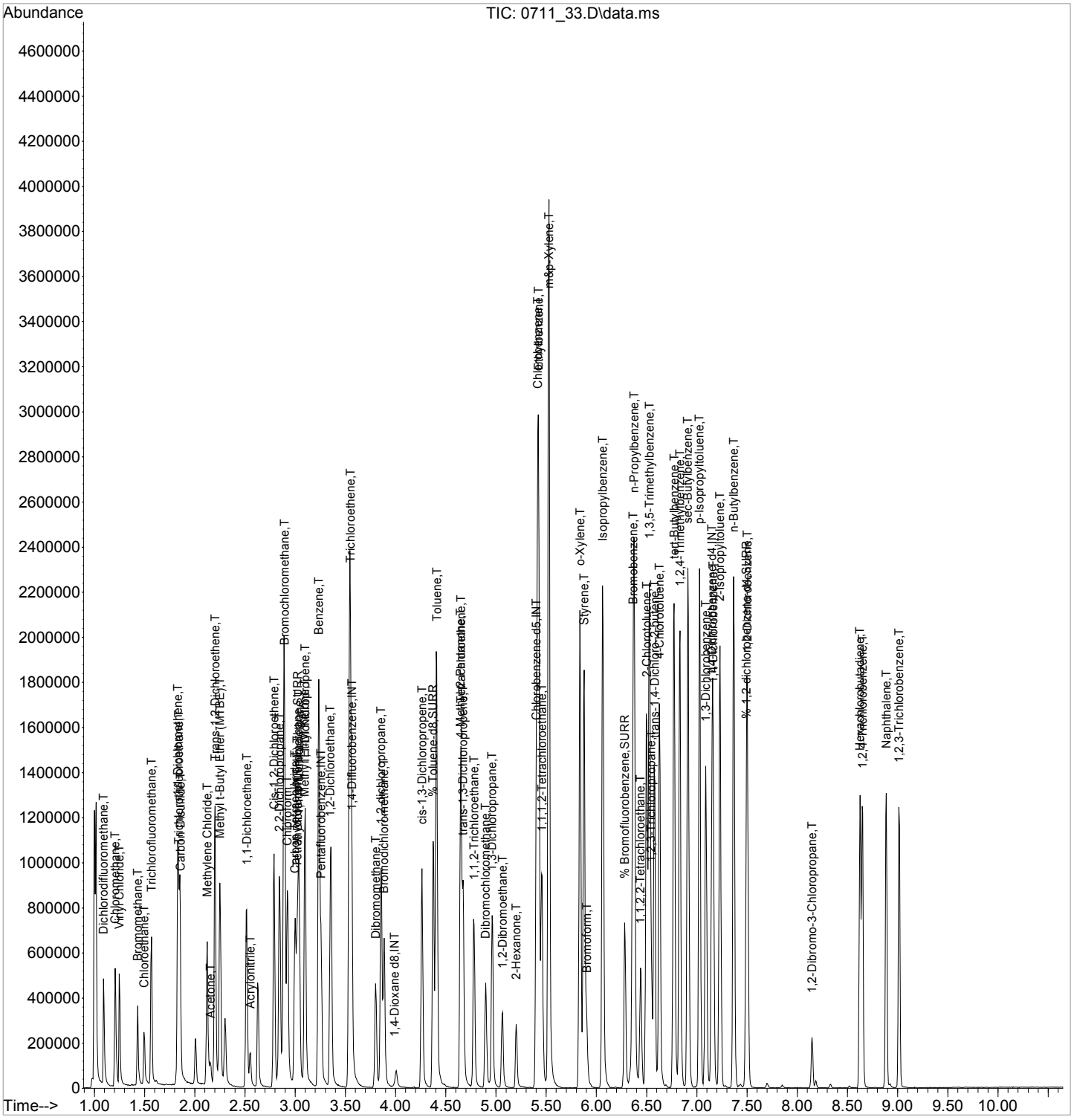

CLIENT ID

VOLATILE ORGANICS ANALYSIS DATA SHEET

Client:	NETC		Lab:	Phoenix Env. Labs	USB-2/S-3A MS
SDG No.:	GBY54991			Lab Sample ID:	BY54998 MS 50X
Sample wt/vol:	10 (g/mL)	g		Lab File ID:	0711_54.D
Level: (low/med/meth):	Meth			Date Received:	07/07/17
% Moisture:	18			Date Analyzed:	07/12/17
Instrument:	CHEM14	Column: rtx-vms		Dilution Factor:	50
Soil Extract Volume	10000 (uL)	pH: n.a.		Soil Aliquot Vol:	100 (uL)
Matrix: (soil/water)	Soil		CONCENTRATION UNITS: (ug/L or ug/Kg)		ug/Kg

CAS NO.	COMPOUND	CONC.	Q	MDL/LOD	RL/PQL	R
75-71-8	Dichlorodifluoromethane	6700		54	54	r
74-87-3	Chloromethane	5700		110	110	r
75-01-4	Vinyl Chloride	5700		54	54	r
74-83-9	Bromomethane	4500		210	210	r
75-00-3	Chloroethane	2200		54	54	r
75-69-4	Trichlorofluoromethane	2300		110	110	r
75-35-4	1,1-Dichloroethene	4800		54	54	r
76-13-1	Trichlorotrifluoroethane	5300		54	54	r
75-15-0	Carbon Disulfide	5600		110	110	r
75-09-2	Methylene Chloride	4600		540	540	r
67-64-1	Acetone	4000		540	540	r
156-60-5	Trans-1,2-Dichloroethene	5000		54	54	r
1634-04-4	Methyl t-Butyl Ether (MTBE)	5300		110	110	r
75-34-3	1,1-Dichloroethane	5400		110	110	r
107-13-1	Acrylonitrile	5100		110	110	r
156-59-2	Cis-1,2-Dichloroethene	5000		54	54	r
594-20-7	2,2-Dichloropropane	5400		54	54	r
74-97-5	Bromochloromethane	5100		54	54	r
67-66-3	Chloroform	5100		54	54	r
56-23-5	Carbon Tetrachloride	5200		110	110	r
109-99-9	Tetrahydrofuran (THF)	12000		270	270	r
71-55-6	1,1,1-Trichloroethane	5500		54	54	r
78-93-3	Methyl Ethyl Ketone	4700		540	540	r
563-58-6	1,1-Dichloropropene	5600		54	54	r
71-43-2	Benzene	5400		54	54	r
107-06-2	1,2-Dichloroethane	5600		54	54	r
79-01-6	Trichloroethene	5500		54	54	r
74-95-3	Dibromomethane	5100		110	110	r
78-87-5	1,2-dichloropropane	5400		110	110	r
75-27-4	Bromodichloromethane	5500		110	110	r
10061-01-5	cis-1,3-Dichloropropene	5400		54	54	r
108-88-3	Toluene	5400		54	54	r
108-10-1	4-Methyl-2-Pentanone	4700		540	540	r
127-18-4	Tetrachloroethene	5500		110	110	r
10061-02-6	trans-1,3-Dichloropropene	5200		54	54	r
79-00-5	1,1,2-Trichloroethane	5200		110	110	r

FORM I VOA

r=Result Reported U=Not Detected D=Reported Dilution E/J=Estimated Value X=Not Used S=Lab Solvent

CLIENT ID

VOLATILE ORGANICS ANALYSIS DATA SHEET

USB-2/S-3A MS

Client: NETC Lab: Phoenix Env. Labs

SDG No.: GBY54991 Lab Sample ID: BY54998 MS 50X

Sample wt/vol: 10 (g/mL) g Lab File ID: 0711_54.D

Level: (low/med/meth): Meth Date Received: 07/07/17

% Moisture: 18 Date Analyzed: 07/12/17

Instrument: CHEM14 Column: rtx-vms Dilution Factor: 50

Soil Extract Volume 10000 (uL) pH: n.a. Soil Aliquot Vol: 100 (uL)

Matrix: (soil/water) Soil CONCENTRATION UNITS: (ug/L or ug/Kg) ug/Kg

CAS NO.	COMPOUND	CONC.	Q	MDL/LOD	RL/PQL	R
124-48-1	Dibromochloromethane	5400		110	110	r
142-28-9	1,3-Dichloropropane	5100		110	110	r
106-93-4	1,2-Dibromoethane	5000		54	54	r
591-78-6	2-Hexanone	4500		540	540	r
108-90-7	Chlorobenzene	5200		54	54	r
100-41-4	Ethylbenzene	5200		54	54	r
630-20-6	1,1,1,2-Tetrachloroethane	5300		110	110	r
179601-23-1	m&p-Xylene	10000		110	110	r
95-47-6	o-Xylene	5400		110	110	r
100-42-5	Styrene	5200		54	54	r
75-25-2	Bromoform	4700		110	110	r
98-82-8	Isopropylbenzene	5200		54	54	r
108-86-1	Bromobenzene	5200		54	54	r
103-65-1	n-Propylbenzene	5300		110	110	r
79-34-5	1,1,2,2-Tetrachloroethane	4900		110	110	r
95-49-8	2-Chlorotoluene	5200		110	110	r
108-67-8	1,3,5-Trimethylbenzene	5200		54	54	r
96-18-4	1,2,3-Trichloropropane	4900		54	54	r
110-57-6	trans-1,4-Dichloro-2-butene	23000		270	270	r
106-43-4	4-Chlorotoluene	5100		54	54	r
98-06-6	tert-Butylbenzene	5300		54	54	r
95-63-6	1,2,4-Trimethylbenzene	5200		54	54	r
135-98-8	sec-Butylbenzene	5500		54	54	r
99-87-6	p-Isopropyltoluene	5400		54	54	r
541-73-1	1,3-Dichlorobenzene	5200		54	54	r
106-46-7	1,4-Dichlorobenzene	5100		54	54	r
527-84-4	2-Isopropyltoluene	5700		54	54	r
104-51-8	n-Butylbenzene	5300		54	54	r
95-50-1	1,2-Dichlorobenzene	5300		54	54	r
96-12-8	1,2-Dibromo-3-Chloropropane	4800		110	110	r
87-68-3	Hexachlorobutadiene	5200		54	54	r
120-82-1	1,2,4-Trichlorobenzene	4900		110	110	r
91-20-3	Naphthalene	5300		110	110	r
87-61-6	1,2,3-Trichlorobenzene	5300		110	110	r

FORM I VOA

r=Result Reported U=Not Detected D=Reported Dilution E/J=Estimated Value X=Not Used S=Lab Solvent

Quantitation Report (QT Reviewed)

Data Path : H:\V2017\CHEM14\07JUL\071117\
Data File : 0711_54.D
Acq On : 12 Jul 2017 7:59 am
Operator :
Client ID : USB-2/S-3A MS
Lab ID : BY54998 MS 50X
ALS Vial : 1 Sample Multiplier: 1

Quant Time: Jul 12 12:57:31 2017
Quant Method : H:\V2017\CHEM14\Methods\VT-0710.M
Quant Title : VOA Standards for 5 point calibration
QLast Update : Mon Jul 10 20:08:07 2017
Response via : Initial Calibration

Compound	R.T.	QIon	Response	Conc	Units	Dev(Min)
Internal Standards						
1) Pentafluorobenzene	3.257	168	278825	50.000	ug/l	0.00
29) 1,4-Difluorobenzene	3.561	114	406324	50.000	ug/l	0.00
45) Chlorobenzene-d5	5.401	117	387229	50.000	ug/l	0.00
58) 1,4-Dichlorobenzene-d4	7.147	152	192607	50.000	ug/l	0.00
83) 1,4-Dioxane d8	3.996	96	9775	500.000	ug/l	0.01
System Monitoring Compounds						
27) % Dibromofluoromethane	3.021	192	23403	47.644	ug/l	0.00
Spiked Amount 50.000	Range 70 - 130		Recovery = 95.28%			
40) % Toluene-d8	4.373	98	534804	52.060	ug/l	0.00
Spiked Amount 50.000	Range 70 - 130		Recovery = 104.12%			
57) % Bromofluorobenzene	6.282	95	205478	52.659	ug/l	0.00
Spiked Amount 50.000	Range 70 - 130		Recovery = 105.32%			
59) % 1,2-dichlorobenzene-d4	7.493	152	173059	50.377	ug/l	0.00
Spiked Amount 50.000	Range 70 - 130		Recovery = 100.76%			
Target Compounds						Qvalue
2) Dichlorodifluoromethane	1.091	85	300916	62.300	ug/l	98
3) Chloromethane	1.207	50	415272	52.673	ug/l	99
4) Vinyl Chloride	1.249	62	290614	52.985	ug/l	97
5) Bromomethane	1.427	94	102264	41.997	ug/l	98
6) Chloroethane	1.479	64	51565	20.595	ug/l	96
7) Trichlorofluoromethane	1.542	101	134795	21.674	ug/l	100
8) 1,1-Dichloroethene	1.820	96	144850	44.885	ug/l	93
9) Trichlorotrifluoroethane	1.831	151	117598	48.953	ug/l	88
10) Carbon Disulfide	1.841	76	513844	52.346	ug/l	100
12) Methylene Chloride	2.119	84	146185	42.628	ug/l	96
13) Acetone	2.156	43	43448	37.329	ug/l	98
14) Trans-1,2-Dichloroethene	2.198	96	216143	46.397	ug/l	95
16) Methyl t-Butyl Ether (...	2.250	73	546962	49.749	ug/l	98
17) 1,1-Dichloroethane	2.512	63	469023	50.352	ug/l	99
18) Acrylonitrile	2.549	53	64165	47.093	ug/l	98
19) Cis-1,2-Dichloroethene	2.785	96	231723	46.629	ug/l	97
20) 2,2-Dichloropropane	2.842	77	372180	50.682	ug/l	98
21) Bromochloromethane	2.895	128	88726	47.450	ug/l#	87
23) Chloroform	2.921	83	369165	47.269	ug/l	94
24) Carbon Tetrachloride	2.994	117	248270	48.578	ug/l	97
25) Tetrahydrofuran (THF)	3.021	42	131766	108.993	ug/l	95
26) 1,1,1-Trichloroethane	3.036	97	358587	51.407	ug/l	99
28) Methyl Ethyl Ketone	3.094	43	77518	43.362	ug/l	93
30) 1,1-Dichloropropene	3.094	75	333914	52.047	ug/l	99
31) Benzene	3.236	78	900998	50.134	ug/l	99
32) 1,2-Dichloroethane	3.351	62	276648	52.520	ug/l	99
34) Trichloroethene	3.550	130	220663	50.838	ug/l	94
35) Dibromomethane	3.797	93	100036	47.543	ug/l	95
36) 1,2-dichloropropane	3.854	63	242495	50.465	ug/l	98
37) Bromodichloromethane	3.886	83	264592	51.025	ug/l	100
38) cis-1,3-Dichloropropene	4.263	75	336441	50.141	ug/l	100
39) Toluene	4.405	92	555553	50.029	ug/l	96
41) 4-Methyl-2-Pentanone	4.646	43	174281	43.536	ug/l	97
42) Tetrachloroethene	4.651	164	193252	50.854	ug/l	95
43) trans-1,3-Dichloropropene	4.672	75	272141	48.642	ug/l	99
44) 1,1,2-Trichloroethane	4.777	97	154303	48.086	ug/l	99
46) Dibromochloromethane	4.898	129	159920	49.982	ug/l	98

Quantitation Report (QT Reviewed)

Data Path : H:\V2017\CHEM14\07JUL\071117\
Data File : 0711_54.D
Acq On : 12 Jul 2017 7:59 am
Operator :
Client ID : USB-2/S-3A MS
Lab ID : BY54998 MS 50X
ALS Vial : 1 Sample Multiplier: 1

Quant Time: Jul 12 12:57:31 2017
Quant Method : H:\V2017\CHEM14\Methods\VT-0710.M
Quant Title : VOA Standards for 5 point calibration
QLast Update : Mon Jul 10 20:08:07 2017
Response via : Initial Calibration

	Compound	R.T.	QIon	Response	Conc	Units	Dev(Min)
47)	1,3-Dichloropropane	4.961	76	275225	47.768	ug/l	100
48)	1,2-Dibromoethane	5.060	107	155135	47.043	ug/l	94
49)	2-Hexanone	5.202	43	125088	41.597	ug/l	96
50)	Chlorobenzene	5.412	112	550359	48.445	ug/l	97
51)	Ethylbenzene	5.422	106	333432	48.218	ug/l	95
52)	1,1,1,2-Tetrachloroethane	5.453	131	174034	49.226	ug/l	99
53)	m&p-Xylene	5.527	106	814743	95.857	ug/l	100
54)	o-Xylene	5.836	106	415591	50.112	ug/l	100
55)	Styrene	5.878	104	639303	48.764	ug/l	97
56)	Bromoform	5.904	173	77550	44.047	ug/l	98
60)	Isopropylbenzene	6.062	120	286517	48.194	ug/l	94
61)	Bromobenzene	6.360	156	222477	48.223	ug/l	92
62)	n-Propylbenzene	6.376	120	284865	49.363	ug/l	94
63)	1,1,2,2-Tetrachloroethane	6.439	83	178946	46.097	ug/l	99
64)	2-Chlorotoluene	6.502	126	233410	48.652	ug/l	90
65)	1,3,5-Trimethylbenzene	6.528	105	860497	48.266	ug/l	98
66)	1,2,3-Trichloropropane	6.544	75	137759	45.364	ug/l	97
67)	trans-1,4-Dichloro-2-b...	6.575	75	247750	218.859	ug/l	92
68)	4-Chlorotoluene	6.628	126	237498	47.689	ug/l	89
69)	tert-Butylbenzene	6.775	119	757930	49.795	ug/l	96
70)	1,2,4-Trimethylbenzene	6.827	105	864771	48.657	ug/l	97
71)	sec-Butylbenzene	6.911	105	1176234	51.094	ug/l	99
72)	p-Isopropyltoluene	7.026	119	960177	50.080	ug/l	98
73)	1,3-Dichlorobenzene	7.089	146	430010	48.038	ug/l	98
74)	1,4-Dichlorobenzene	7.163	146	414796	47.588	ug/l	99
75)	2-Isopropyltoluene	7.231	119	933437	53.431	ug/l	98
76)	n-Butylbenzene	7.367	91	884555	49.304	ug/l	99
77)	1,2-Dichlorobenzene	7.503	146	389968	49.295	ug/l	99
78)	1,2-Dibromo-3-Chloropr...	8.148	155	25181	45.094	ug/l	96
79)	Hexachlorobutadiene	8.625	225	172106	48.754	ug/l	99
80)	1,2,4-Trichlorobenzene	8.652	180	254871	46.104	ug/l	99
81)	Naphthalene	8.888	128	585195	49.820	ug/l	98
82)	1,2,3-Trichlorobenzene	9.013	180	245613	49.294	ug/l	99

(#)out of range (m)manual integration reviewed by analyst (+)signals summed

Quantitation Report (QT Reviewed)

Data Path : H:\V2017\CHEM14\07JUL\071117\
Data File : 0711_54.D
Acq On : 12 Jul 2017 7:59 am
Operator :
Client ID : USB-2/S-3A MS
Lab ID : BY54998 MS 50X
ALS Vial : 1 Sample Multiplier: 1

Quant Time: Jul 12 12:57:31 2017
Quant Method : H:\V2017\CHEM14\Methods\VT-0710.M
Quant Title : VOA Standards for 5 point calibration
QLast Update : Mon Jul 10 20:08:07 2017
Response via : Initial Calibration

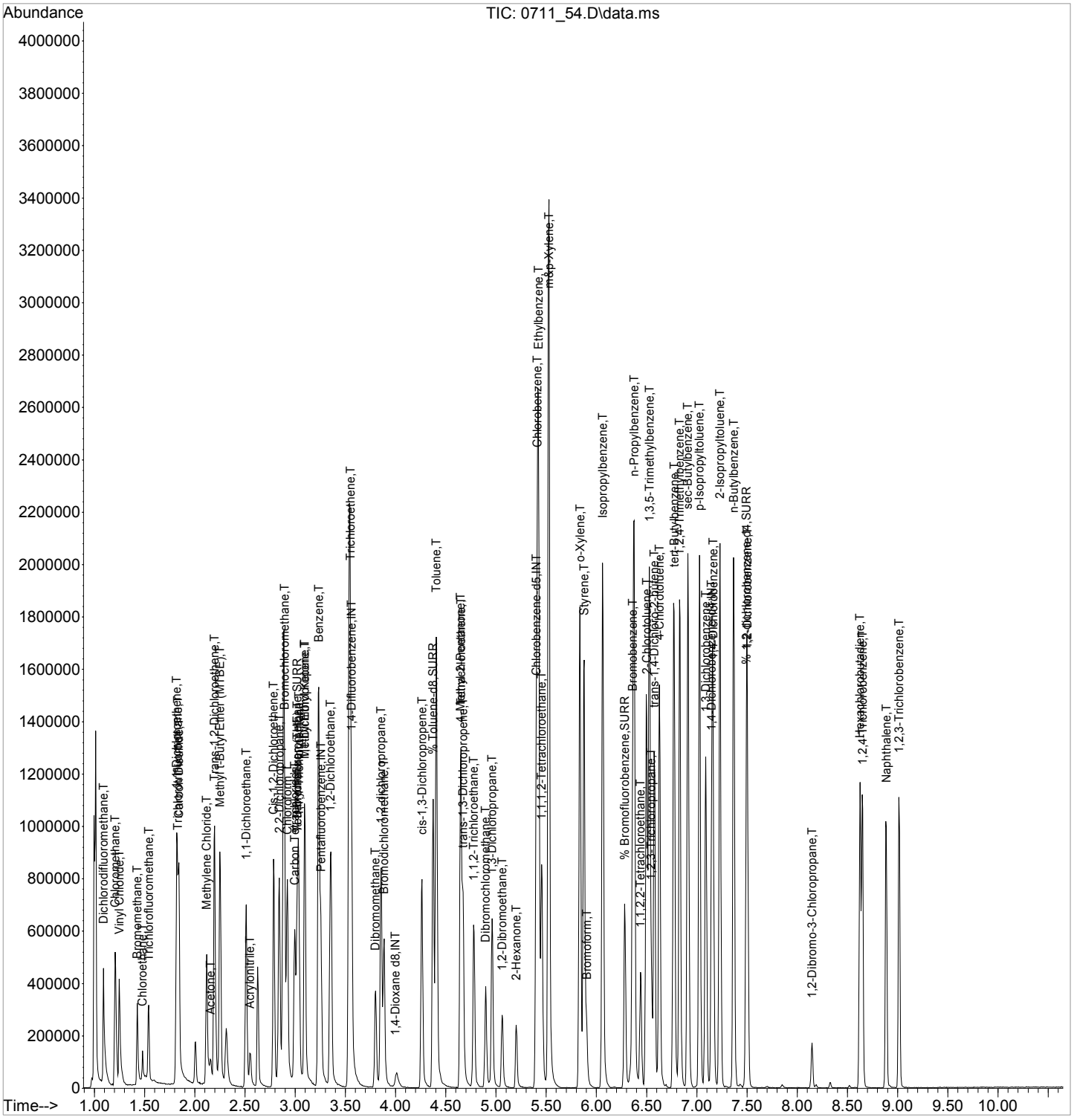

CLIENT ID

VOLATILE ORGANICS ANALYSIS DATA SHEET

USB-2/S-3A MSD

Client: NETC Lab: Phoenix Env. Labs

SDG No.: GBY54991 Lab Sample ID: BY54998 MSD 50X

Sample wt/vol: 10 (g/mL) g Lab File ID: 0711_55.D

Level: (low/med/meth): Meth Date Received: 07/07/17

% Moisture: 18 Date Analyzed: 07/12/17

Instrument: CHEM14 Column: rtx-vms Dilution Factor: 50

Soil Extract Volume 10000 (uL) pH: n.a. Soil Aliquot Vol: 100 (uL)

Matrix: (soil/water) Soil CONCENTRATION UNITS: (ug/L or ug/Kg) ug/Kg

CAS NO.	COMPOUND	CONC.	Q	MDL/LOD	RL/PQL	R
75-71-8	Dichlorodifluoromethane	7000		54	54	r
74-87-3	Chloromethane	5900		110	110	r
75-01-4	Vinyl Chloride	5900		54	54	r
74-83-9	Bromomethane	4800		210	210	r
75-00-3	Chloroethane	2200		54	54	r
75-69-4	Trichlorofluoromethane	1800		110	110	r
75-35-4	1,1-Dichloroethene	5100		54	54	r
76-13-1	Trichlorotrifluoroethane	5600		54	54	r
75-15-0	Carbon Disulfide	5800		110	110	r
75-09-2	Methylene Chloride	4800		540	540	r
67-64-1	Acetone	4300		540	540	r
156-60-5	Trans-1,2-Dichloroethene	5200		54	54	r
1634-04-4	Methyl t-Butyl Ether (MTBE)	5600		110	110	r
75-34-3	1,1-Dichloroethane	5600		110	110	r
107-13-1	Acrylonitrile	5300		110	110	r
156-59-2	Cis-1,2-Dichloroethene	5400		54	54	r
594-20-7	2,2-Dichloropropane	5600		54	54	r
74-97-5	Bromochloromethane	5200		54	54	r
67-66-3	Chloroform	5100		54	54	r
56-23-5	Carbon Tetrachloride	5400		110	110	r
109-99-9	Tetrahydrofuran (THF)	12000		270	270	r
71-55-6	1,1,1-Trichloroethane	5700		54	54	r
78-93-3	Methyl Ethyl Ketone	4800		540	540	r
563-58-6	1,1-Dichloropropene	5500		54	54	r
71-43-2	Benzene	5400		54	54	r
107-06-2	1,2-Dichloroethane	5700		54	54	r
79-01-6	Trichloroethene	5500		54	54	r
74-95-3	Dibromomethane	5200		110	110	r
78-87-5	1,2-dichloropropane	5400		110	110	r
75-27-4	Bromodichloromethane	5500		110	110	r
10061-01-5	cis-1,3-Dichloropropene	5400		54	54	r
108-88-3	Toluene	5300		54	54	r
108-10-1	4-Methyl-2-Pentanone	4800		540	540	r
127-18-4	Tetrachloroethene	5500		110	110	r
10061-02-6	trans-1,3-Dichloropropene	5200		54	54	r
79-00-5	1,1,2-Trichloroethane	5100		110	110	r

FORM I VOA

r=Result Reported U=Not Detected D=Reported Dilution E/J=Estimated Value X=Not Used S=Lab Solvent

CLIENT ID

VOLATILE ORGANICS ANALYSIS DATA SHEET

USB-2/S-3A MSD

Client: NETC Lab: Phoenix Env. Labs

SDG No.: GBY54991 Lab Sample ID: BY54998 MSD 50X

Sample wt/vol: 10 (g/mL) g Lab File ID: 0711_55.D

Level: (low/med/meth): Meth Date Received: 07/07/17

% Moisture: 18 Date Analyzed: 07/12/17

Instrument: CHEM14 Column: rtx-vms Dilution Factor: 50

Soil Extract Volume 10000 (uL) pH: n.a. Soil Aliquot Vol: 100 (uL)

Matrix: (soil/water) Soil CONCENTRATION UNITS: (ug/L or ug/Kg) ug/Kg

CAS NO.	COMPOUND	CONC.	Q	MDL/LOD	RL/PQL	R
124-48-1	Dibromochloromethane	5300		110	110	r
142-28-9	1,3-Dichloropropane	5300		110	110	r
106-93-4	1,2-Dibromoethane	5200		54	54	r
591-78-6	2-Hexanone	4700		540	540	r
108-90-7	Chlorobenzene	5200		54	54	r
100-41-4	Ethylbenzene	5200		54	54	r
630-20-6	1,1,1,2-Tetrachloroethane	5300		110	110	r
179601-23-1	m&p-Xylene	10000		110	110	r
95-47-6	o-Xylene	5500		110	110	r
100-42-5	Styrene	5300		54	54	r
75-25-2	Bromoform	4700		110	110	r
98-82-8	Isopropylbenzene	5200		54	54	r
108-86-1	Bromobenzene	5300		54	54	r
103-65-1	n-Propylbenzene	5200		110	110	r
79-34-5	1,1,2,2-Tetrachloroethane	5000		110	110	r
95-49-8	2-Chlorotoluene	5200		110	110	r
108-67-8	1,3,5-Trimethylbenzene	5200		54	54	r
96-18-4	1,2,3-Trichloropropane	5000		54	54	r
110-57-6	trans-1,4-Dichloro-2-butene	24000		270	270	r
106-43-4	4-Chlorotoluene	5000		54	54	r
98-06-6	tert-Butylbenzene	5400		54	54	r
95-63-6	1,2,4-Trimethylbenzene	5200		54	54	r
135-98-8	sec-Butylbenzene	5500		54	54	r
99-87-6	p-Isopropyltoluene	5300		54	54	r
541-73-1	1,3-Dichlorobenzene	5300		54	54	r
106-46-7	1,4-Dichlorobenzene	5100		54	54	r
527-84-4	2-Isopropyltoluene	5800		54	54	r
104-51-8	n-Butylbenzene	5300		54	54	r
95-50-1	1,2-Dichlorobenzene	5300		54	54	r
96-12-8	1,2-Dibromo-3-Chloropropane	5100		110	110	r
87-68-3	Hexachlorobutadiene	5300		54	54	r
120-82-1	1,2,4-Trichlorobenzene	4900		110	110	r
91-20-3	Naphthalene	5500		110	110	r
87-61-6	1,2,3-Trichlorobenzene	5400		110	110	r

FORM I VOA

r=Result Reported U=Not Detected D=Reported Dilution E/J=Estimated Value X=Not Used S=Lab Solvent

Quantitation Report (QT Reviewed)

Data Path : H:\V2017\CHEM14\07JUL\071117\
Data File : 0711_55.D
Acq On : 12 Jul 2017 8:21 am
Operator :
Client ID : USB-2/S-3A MSD
Lab ID : BY54998 MSD 50X
ALS Vial : 1 Sample Multiplier: 1

Quant Time: Jul 12 12:57:34 2017
Quant Method : H:\V2017\CHEM14\Methods\VT-0710.M
Quant Title : VOA Standards for 5 point calibration
QLast Update : Mon Jul 10 20:08:07 2017
Response via : Initial Calibration

Compound	R.T.	QIon	Response	Conc	Units	Dev(Min)
Internal Standards						
1) Pentafluorobenzene	3.257	168	270971	50.000	ug/l	0.00
29) 1,4-Difluorobenzene	3.561	114	402991	50.000	ug/l	0.00
45) Chlorobenzene-d5	5.401	117	381192	50.000	ug/l	0.00
58) 1,4-Dichlorobenzene-d4	7.147	152	191831	50.000	ug/l	0.00
83) 1,4-Dioxane d8	4.001	96	9000	500.000	ug/l	0.02
System Monitoring Compounds						
27) % Dibromofluoromethane	3.021	192	23217	48.635	ug/l	0.00
Spiked Amount 50.000	Range 70 - 130		Recovery = 97.28%			
40) % Toluene-d8	4.374	98	525837	51.610	ug/l	0.00
Spiked Amount 50.000	Range 70 - 130		Recovery = 103.22%			
57) % Bromofluorobenzene	6.282	95	198357	51.640	ug/l	0.00
Spiked Amount 50.000	Range 70 - 130		Recovery = 103.28%			
59) % 1,2-dichlorobenzene-d4	7.493	152	170546	49.846	ug/l	0.00
Spiked Amount 50.000	Range 70 - 130		Recovery = 99.70%			
Target Compounds						Qvalue
2) Dichlorodifluoromethane	1.091	85	306696	65.337	ug/l	99
3) Chloromethane	1.207	50	418778	54.657	ug/l	99
4) Vinyl Chloride	1.249	62	291075	54.607	ug/l	99
5) Bromomethane	1.427	94	105709	44.670	ug/l	94
6) Chloroethane	1.479	64	51000	20.959	ug/l	87
7) Trichlorofluoromethane	1.537	101	100916	16.697	ug/l	98
8) 1,1-Dichloroethene	1.820	96	149503	47.669	ug/l	97
9) Trichlorotrifluoroethane	1.831	151	122306	52.389	ug/l	91
10) Carbon Disulfide	1.841	76	512006	53.670	ug/l	99
12) Methylene Chloride	2.119	84	149377	44.822	ug/l	99
13) Acetone	2.161	43	45612	40.324	ug/l	94
14) Trans-1,2-Dichloroethene	2.192	96	219272	48.433	ug/l	97
16) Methyl t-Butyl Ether (...	2.250	73	558319	52.254	ug/l	100
17) 1,1-Dichloroethane	2.512	63	468235	51.725	ug/l	99
18) Acrylonitrile	2.554	53	64816	48.950	ug/l	96
19) Cis-1,2-Dichloroethene	2.785	96	243681	50.456	ug/l	97
20) 2,2-Dichloropropane	2.843	77	374565	52.485	ug/l	99
21) Bromochloromethane	2.895	128	88690	48.806	ug/l#	86
23) Chloroform	2.921	83	364233	47.989	ug/l	93
24) Carbon Tetrachloride	2.995	117	247970	49.925	ug/l	99
25) Tetrahydrofuran (THF)	3.021	42	134190	114.216	ug/l	93
26) 1,1,1-Trichloroethane	3.037	97	361068	53.263	ug/l	99
28) Methyl Ethyl Ketone	3.094	43	77262	44.471	ug/l	96
30) 1,1-Dichloropropene	3.094	75	327403	51.454	ug/l	99
31) Benzene	3.231	78	890153	49.940	ug/l	99
32) 1,2-Dichloroethane	3.351	62	278575	53.324	ug/l	99
34) Trichloroethene	3.550	130	220374	51.191	ug/l	95
35) Dibromomethane	3.802	93	101824	48.793	ug/l	98
36) 1,2-dichloropropane	3.855	63	238060	49.952	ug/l	100
37) Bromodichloromethane	3.886	83	264115	51.355	ug/l	97
38) cis-1,3-Dichloropropene	4.263	75	336706	50.596	ug/l	99
39) Toluene	4.405	92	545651	49.544	ug/l	99
41) 4-Methyl-2-Pentanone	4.646	43	179032	45.092	ug/l	99
42) Tetrachloroethene	4.651	164	194088	51.497	ug/l	94
43) trans-1,3-Dichloropropene	4.672	75	267997	48.297	ug/l	100
44) 1,1,2-Trichloroethane	4.783	97	150494	47.287	ug/l	97
46) Dibromochloromethane	4.898	129	156586	49.715	ug/l	98

Quantitation Report (QT Reviewed)

Data Path : H:\V2017\CHEM14\07JUL\071117\
Data File : 0711_55.D
Acq On : 12 Jul 2017 8:21 am
Operator :
Client ID : USB-2/S-3A MSD
Lab ID : BY54998 MSD 50X
ALS Vial : 1 Sample Multiplier: 1

Quant Time: Jul 12 12:57:34 2017
Quant Method : H:\V2017\CHEM14\Methods\VT-0710.M
Quant Title : VOA Standards for 5 point calibration
QLast Update : Mon Jul 10 20:08:07 2017
Response via : Initial Calibration

Compound	R.T.	QIon	Response	Conc Units	Dev(Min)
47) 1,3-Dichloropropane	4.961	76	279195	49.224 ug/l	98
48) 1,2-Dibromoethane	5.060	107	157252	48.441 ug/l	99
49) 2-Hexanone	5.202	43	130480	44.077 ug/l	96
50) Chlorobenzene	5.412	112	546131	48.834 ug/l	92
51) Ethylbenzene	5.422	106	332808	48.890 ug/l	93
52) 1,1,1,2-Tetrachloroethane	5.459	131	171913	49.396 ug/l	100
53) m&p-Xylene	5.527	106	805644	96.288 ug/l	100
54) o-Xylene	5.836	106	418940	51.316 ug/l	99
55) Styrene	5.873	104	634230	49.143 ug/l	97
56) Bromoform	5.905	173	75900	43.793 ug/l	99
60) Isopropylbenzene	6.062	120	287767	48.600 ug/l	93
61) Bromobenzene	6.361	156	225177	49.005 ug/l	93
62) n-Propylbenzene	6.376	120	278497	48.455 ug/l	92
63) 1,1,2,2-Tetrachloroethane	6.439	83	180359	46.649 ug/l	98
64) 2-Chlorotoluene	6.497	126	232865	48.735 ug/l	92
65) 1,3,5-Trimethylbenzene	6.528	105	859184	48.387 ug/l	98
66) 1,2,3-Trichloropropane	6.544	75	140983	46.614 ug/l	96
67) trans-1,4-Dichloro-2-b...	6.576	75	253723	225.043 ug/l	95
68) 4-Chlorotoluene	6.628	126	232985	46.972 ug/l	90
69) tert-Butylbenzene	6.775	119	759450	50.097 ug/l	96
70) 1,2,4-Trimethylbenzene	6.827	105	855852	48.350 ug/l	99
71) sec-Butylbenzene	6.911	105	1166995	50.898 ug/l	98
72) p-Isopropyltoluene	7.027	119	943089	49.387 ug/l	98
73) 1,3-Dichlorobenzene	7.089	146	437796	49.106 ug/l	99
74) 1,4-Dichlorobenzene	7.163	146	412348	47.499 ug/l	98
75) 2-Isopropyltoluene	7.231	119	939780	54.012 ug/l	98
76) n-Butylbenzene	7.367	91	875953	49.022 ug/l	98
77) 1,2-Dichlorobenzene	7.504	146	392157	49.772 ug/l	99
78) 1,2-Dibromo-3-Chloropr...	8.149	155	26256	47.209 ug/l	95
79) Hexachlorobutadiene	8.626	225	175104	49.804 ug/l	99
80) 1,2,4-Trichlorobenzene	8.647	180	252177	45.802 ug/l	99
81) Naphthalene	8.888	128	595128	50.871 ug/l	100
82) 1,2,3-Trichlorobenzene	9.014	180	250354	50.449 ug/l	100

(#)out of range (m)manual integration reviewed by analyst (+)signals summed

Quantitation Report (QT Reviewed)

Data Path : H:\V2017\CHEM14\07JUL\071117\
Data File : 0711_55.D
Acq On : 12 Jul 2017 8:21 am
Operator :
Client ID : USB-2/S-3A MSD
Lab ID : BY54998 MSD 50X
ALS Vial : 1 Sample Multiplier: 1

Quant Time: Jul 12 12:57:34 2017
Quant Method : H:\V2017\CHEM14\Methods\VT-0710.M
Quant Title : VOA Standards for 5 point calibration
QLast Update : Mon Jul 10 20:08:07 2017
Response via : Initial Calibration

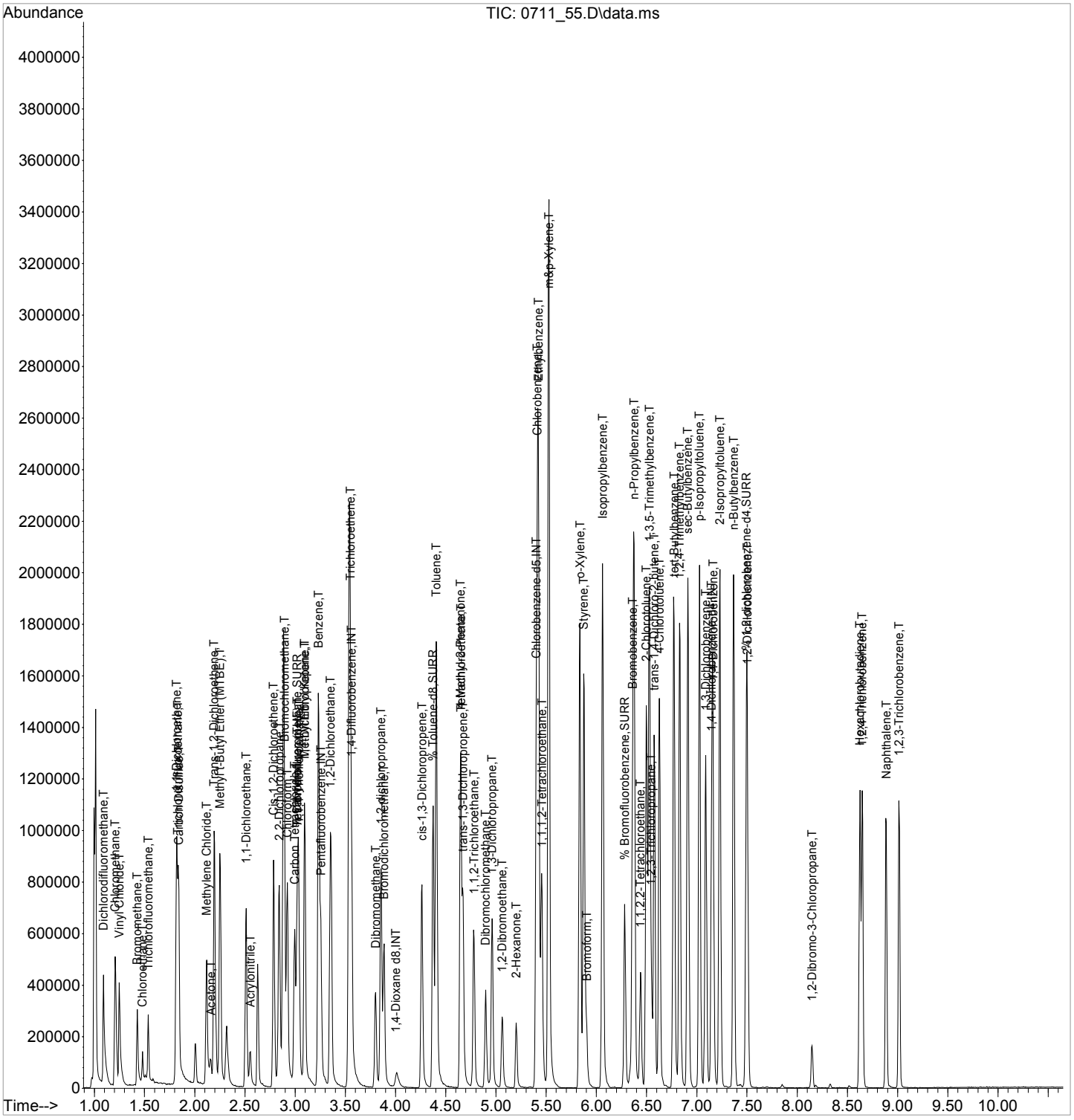

CLIENT ID

VOLATILE ORGANICS ANALYSIS DATA SHEET

BY54998 BLANK

Client: NETC Lab: Phoenix Env. Labs

SDG No.: GBY54991 Lab Sample ID: BY54998 BL

Sample wt/vol: 5 (g/mL) g Lab File ID: 0711_39.D

Level: (low/med/meth): Low Date Received: 07/07/17

% Moisture: n.a. Date Analyzed: 07/12/17

Instrument: CHEM14 Column: rtx-vms Dilution Factor: 1

Purge Volume 5000 (uL) pH: n.a. Soil Aliquot Vol: 5000 (uL)

Matrix: (soil/water) Soil CONCENTRATION UNITS: (ug/L or ug/Kg) ug/Kg

CAS NO.	COMPOUND	CONC.	Q	MDL/LOD	RL/PQL	R
75-71-8	Dichlorodifluoromethane	5.0	U	0.50	5.0	r
74-87-3	Chloromethane	5.0	U	1.0	5.0	r
75-01-4	Vinyl Chloride	5.0	U	0.50	5.0	r
74-83-9	Bromomethane	5.0	U	2.0	5.0	r
75-00-3	Chloroethane	5.0	U	0.50	5.0	r
75-69-4	Trichlorofluoromethane	5.0	U	1.0	5.0	r
75-35-4	1,1-Dichloroethene	5.0	U	0.50	5.0	r
76-13-1	Trichlorotrifluoroethane	5.0	U	0.50	5.0	r
75-15-0	Carbon Disulfide	5.0	U	1.0	5.0	r
75-09-2	Methylene Chloride	5.0	U	5.0	5.0	r
67-64-1	Acetone	10	U	5.0	10	r
156-60-5	Trans-1,2-Dichloroethene	5.0	U	0.50	5.0	r
1634-04-4	Methyl t-Butyl Ether (MTBE)	1.0	U	1.0	1.0	r
75-34-3	1,1-Dichloroethane	5.0	U	1.0	5.0	r
107-13-1	Acrylonitrile	5.0	U	0.50	5.0	r
156-59-2	Cis-1,2-Dichloroethene	5.0	U	0.50	5.0	r
594-20-7	2,2-Dichloropropane	5.0	U	0.50	5.0	r
74-97-5	Bromochloromethane	5.0	U	0.50	5.0	r
67-66-3	Chloroform	5.0	U	0.50	5.0	r
56-23-5	Carbon Tetrachloride	5.0	U	1.0	5.0	r
109-99-9	Tetrahydrofuran (THF)	5.0	U	2.5	5.0	r
71-55-6	1,1,1-Trichloroethane	5.0	U	0.50	5.0	r
78-93-3	Methyl Ethyl Ketone	5.0	U	5.0	5.0	r
563-58-6	1,1-Dichloropropene	5.0	U	0.50	5.0	r
71-43-2	Benzene	1.0	U	0.50	1.0	r
107-06-2	1,2-Dichloroethane	5.0	U	0.50	5.0	r
79-01-6	Trichloroethene	5.0	U	0.50	5.0	r
74-95-3	Dibromomethane	5.0	U	1.0	5.0	r
78-87-5	1,2-dichloropropane	5.0	U	1.0	5.0	r
75-27-4	Bromodichloromethane	5.0	U	1.0	5.0	r
10061-01-5	cis-1,3-Dichloropropene	5.0	U	0.50	5.0	r
108-88-3	Toluene	1.0	U	0.50	1.0	r
108-10-1	4-Methyl-2-Pentanone	25	U	5.0	25	r
127-18-4	Tetrachloroethene	5.0	U	1.0	5.0	r
10061-02-6	trans-1,3-Dichloropropene	5.0	U	0.50	5.0	r
79-00-5	1,1,2-Trichloroethane	5.0	U	1.0	5.0	r

FORM I VOA

r=Result Reported U=Not Detected D=Reported Dilution E/J=Estimated Value X=Not Used S=Lab Solvent

CLIENT ID

VOLATILE ORGANICS ANALYSIS DATA SHEET

BY54998 BLANK

Client: NETC Lab: Phoenix Env. Labs

SDG No.: GBY54991 Lab Sample ID: BY54998 BL

Sample wt/vol: 5 (g/mL) g Lab File ID: 0711_39.D

Level: (low/med/meth): Low Date Received: 07/07/17

% Moisture: n.a. Date Analyzed: 07/12/17

Instrument: CHEM14 Column: rtx-vms Dilution Factor: 1

Purge Volume 5000 (uL) pH: n.a. Soil Aliquot Vol: 5000 (uL)

Matrix: (soil/water) Soil CONCENTRATION UNITS: (ug/L or ug/Kg) ug/Kg

CAS NO.	COMPOUND	CONC.	Q	MDL/LOD	RL/PQL	R
124-48-1	Dibromochloromethane	3.0	U	1.0	3.0	r
142-28-9	1,3-Dichloropropane	5.0	U	1.0	5.0	r
106-93-4	1,2-Dibromoethane	5.0	U	0.50	5.0	r
591-78-6	2-Hexanone	25	U	5.0	25	r
108-90-7	Chlorobenzene	5.0	U	0.50	5.0	r
100-41-4	Ethylbenzene	1.0	U	0.50	1.0	r
630-20-6	1,1,1,2-Tetrachloroethane	5.0	U	1.0	5.0	r
179601-23-1	m&p-Xylene	2.0	U	1.0	2.0	r
95-47-6	o-Xylene	2.0	U	1.0	2.0	r
100-42-5	Styrene	5.0	U	0.50	5.0	r
75-25-2	Bromoform	5.0	U	1.0	5.0	r
98-82-8	Isopropylbenzene	1.0	U	0.50	1.0	r
108-86-1	Bromobenzene	5.0	U	0.50	5.0	r
103-65-1	n-Propylbenzene	1.0	U	0.90	1.0	r
79-34-5	1,1,2,2-Tetrachloroethane	3.0	U	1.0	3.0	r
95-49-8	2-Chlorotoluene	5.0	U	1.0	5.0	r
108-67-8	1,3,5-Trimethylbenzene	1.0	U	0.50	1.0	r
96-18-4	1,2,3-Trichloropropane	5.0	U	0.50	5.0	r
110-57-6	trans-1,4-Dichloro-2-butene	5.0	U	2.5	5.0	r
106-43-4	4-Chlorotoluene	5.0	U	0.50	5.0	r
98-06-6	tert-Butylbenzene	1.0	U	0.50	1.0	r
95-63-6	1,2,4-Trimethylbenzene	1.0	U	0.50	1.0	r
135-98-8	sec-Butylbenzene	1.0	U	0.50	1.0	r
99-87-6	p-Isopropyltoluene	1.0	U	0.50	1.0	r
541-73-1	1,3-Dichlorobenzene	5.0	U	0.50	5.0	r
106-46-7	1,4-Dichlorobenzene	5.0	U	0.50	5.0	r
527-84-4	2-Isopropyltoluene	5.0	U	0.50	5.0	r
104-51-8	n-Butylbenzene	1.0	U	0.50	1.0	r
95-50-1	1,2-Dichlorobenzene	5.0	U	0.50	5.0	r
96-12-8	1,2-Dibromo-3-Chloropropane	5.0	U	1.0	5.0	r
87-68-3	Hexachlorobutadiene	5.0	U	0.50	5.0	r
120-82-1	1,2,4-Trichlorobenzene	5.0	U	1.0	5.0	r
91-20-3	Naphthalene	5.0	U	1.0	5.0	r
87-61-6	1,2,3-Trichlorobenzene	5.0	U	1.0	5.0	r

FORM I VOA

r=Result Reported U=Not Detected D=Reported Dilution E/J=Estimated Value X=Not Used S=Lab Solvent

Quantitation Report (QT/LSC Reviewed)

Data Path : H:\V2017\CHEM14\07JUL\071117\
Data File : 0711_39.D
Acq On : 12 Jul 2017 12:02 am
Operator :
Client ID : BY54998 BLANK
Lab ID : BY54998 BLANK
ALS Vial : 1 Sample Multiplier: 1

Quant Time: Jul 12 12:56:52 2017
Quant Method : H:\V2017\CHEM14\Methods\VT-0710.M
Quant Title : VOA Standards for 5 point calibration
QLast Update : Mon Jul 10 20:08:07 2017
Response via : Initial Calibration

Compound	R.T.	QIon	Response	Conc	Units	Dev(Min)
Internal Standards						
1) Pentafluorobenzene	3.257	168	300025	50.000	ug/l	0.00
29) 1,4-Difluorobenzene	3.566	114	438025	50.000	ug/l	0.00
45) Chlorobenzene-d5	5.401	117	406631	50.000	ug/l	0.00
58) 1,4-Dichlorobenzene-d4	7.152	152	199093	50.000	ug/l	0.00
83) 1,4-Dioxane d8	3.991	96	8839	500.000	ug/l	0.00
System Monitoring Compounds						
27) % Dibromofluoromethane	3.021	192	26422	49.989	ug/l	0.00
Spiked Amount 50.000	Range 70 - 130		Recovery =	99.98%		
40) % Toluene-d8	4.373	98	538785	48.652	ug/l	0.00
Spiked Amount 50.000	Range 70 - 130		Recovery =	97.30%		
57) % Bromofluorobenzene	6.282	95	200034	48.818	ug/l	0.00
Spiked Amount 50.000	Range 70 - 130		Recovery =	97.64%		
59) % 1,2-dichlorobenzene-d4	7.498	152	172986	48.715	ug/l	0.00
Spiked Amount 50.000	Range 70 - 130		Recovery =	97.44%		
Target Compounds						Qvalue

(#)out of range (m)manual integration reviewed by analyst (+)signals summed

Quantitation Report (QT/LSC Reviewed)

Data Path : H:\V2017\CHEM14\07JUL\071117\
Data File : 0711_39.D
Acq On : 12 Jul 2017 12:02 am
Operator :
Client ID : BY54998 BLANK
Lab ID : BY54998 BLANK
ALS Vial : 1 Sample Multiplier: 1

Quant Time: Jul 12 12:56:52 2017
Quant Method : H:\V2017\CHEM14\Methods\VT-0710.M
Quant Title : VOA Standards for 5 point calibration
QLast Update : Mon Jul 10 20:08:07 2017
Response via : Initial Calibration



LSC Area Percent Report

Data Path : H:\V2017\CHEM14\07JUL\071117\
Data File : 0711_39.D
Acq On : 12 Jul 2017 12:02 am
Operator :
Client ID : BY54998 BLANK
Lab ID : BY54998 BLANK
ALS Vial : 1 Sample Multiplier: 1

Integration Parameters: rteint.p
Integrator: RTE
Smoothing : ON Filtering: 5
Sampling : 1 Min Area: 3 % of largest Peak
Start Thrs: 0.2 Max Peaks: 100
Stop Thrs : 0 Peak Location: TOP

If leading or trailing edge < 100 prefer < Baseline drop else tangent >
Peak separation: 5

Method : H:\V2017\CHEM14\Methods\VT-0710.M
Title : VOA Standards for 5 point calibration

Signal : TIC: 0711_39.D\data.ms

peak #	R.T. min	first scan	max scan	last scan	PK TY	peak height	corr. area	corr. % max.	% of total
1	0.976	13	17	18	rBV	31740	29439	2.04%	0.288%
2	0.997	18	21	23	rVV	1071380	1016359	70.47%	9.953%
3	1.013	23	24	50	rVB	1199460	1031671	71.54%	10.103%
4	3.021	401	407	420	rBV	312087	402451	27.91%	3.941%
5	3.257	446	452	463	rBV	656284	809236	56.11%	7.925%
6	3.561	505	510	525	rBV	791233	1045883	72.52%	10.242%
7	3.991	588	592	602	rVB4	14161	21988	1.52%	0.215%
8	4.373	659	665	683	rBV	1132046	1442156	100.00%	14.123%
9	5.401	855	861	874	rBV	938901	1215546	84.29%	11.904%
10	6.282	1023	1029	1042	rBV	675467	914381	63.40%	8.955%
11	7.147	1188	1194	1207	rBV	881754	1206597	83.67%	11.816%
12	7.493	1253	1260	1270	rBV	767802	1053135	73.03%	10.313%
13	8.185	1388	1392	1396	rBV3	20807	22408	1.55%	0.219%

Sum of corrected areas: 10211250

Data Path : H:\V2017\CHEM14\07JUL\071117\
Data File : 0711_39.D
Acq On : 12 Jul 2017 12:02 am
Operator :
Client ID : BY54998 BLANK
Lab ID : BY54998 BLANK
ALS Vial : 1 Sample Multiplier: 1

Quant Method : H:\V2017\CHEM14\Methods\VT-0710.M
Quant Title : VOA Standards for 5 point calibration

TIC Integration Parameters: LSCINT.P

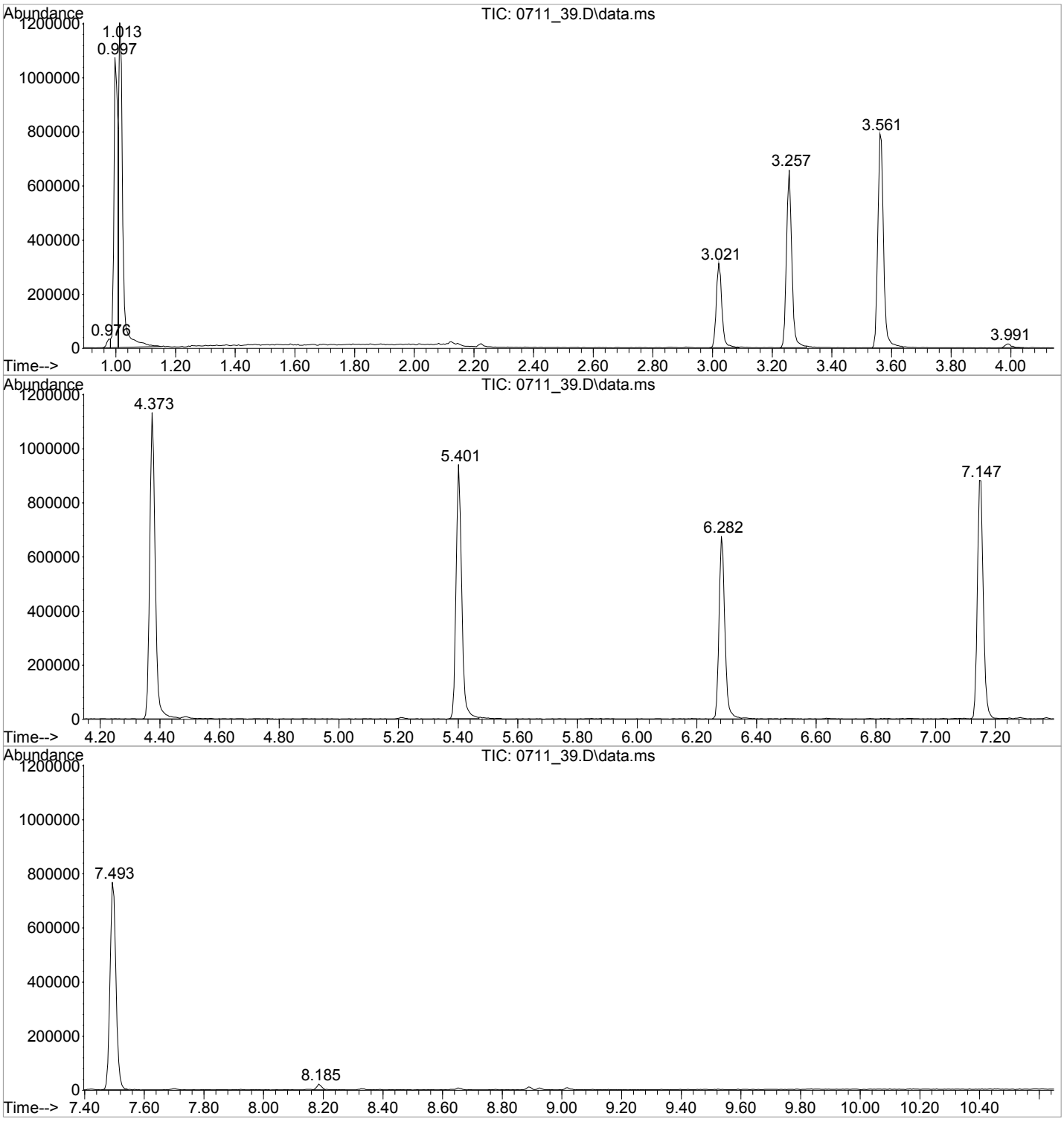

Library Search Compound Report

Data Path : H:\V2017\CHEM14\07JUL\071117\
Data File : 0711_39.D
Acq On : 12 Jul 2017 12:02 am
Operator :
Client ID : BY54998 BLANK
Lab ID : BY54998 BLANK
ALS Vial : 1 Sample Multiplier: 1

Quant Method : H:\V2017\CHEM14\Methods\VT-0710.M
Quant Title : VOA Standards for 5 point calibration

TIC Integration Parameters: LSCINT.P

No Library Search Compounds Detected
****

Tentatively Identified Compound (LSC) summary

Data Path : H:\V2017\CHEM14\07JUL\071117\
Data File : 0711_39.D
Acq On : 12 Jul 2017 12:02 am
Operator :
Client ID : BY54998 BLANK
Lab ID : BY54998 BLANK
ALS Vial : 1 Sample Multiplier: 1

Quant Method : H:\V2017\CHEM14\Methods\VT-0710.M
Quant Title : VOA Standards for 5 point calibration

TIC Integration Parameters: LSCINT.P

						Internal Standard			
TIC Top Hit name	RT	EstConc	Units	Response	#	RT	Resp	Conc

Injection Log

Data Directory: H:\V2017\CHEM14\07JUL\071017\

Line	Vl	FileName	SampleName	MiscInfo	Injection Time
1)	0	0710_47.D	*** No MS or GC data present ***		N/A
2)	0	0710_22.D	*** No MS or GC data present ***		N/A
3)	0	0710_20.D	*** No MS or GC data present ***		N/A
4)	1	0710_01.D	BLANK	IS FILLED	07/10/17 7:49
5)	1	0710_02.D	VOA-50 PPB STD.	VOA47U II 07/10 E	07/10/17 8:11
6)	1	0710_03.D	LCS-50 PPB STD	VOA47X I 07/10 E	07/10/17 8:33
7)	1	0710_04.D	LCSD-50 PPB STD	VOA47X I 07/10 E	07/10/17 9:12
8)	1	0710_05.D	50X LCS-50 PPB STD	VOA47X I 07/10 AO	07/10/17 9:34
9)	1	0710_06.D	LCSD-50 PPB STD	VOA47X I 07/10 E	07/10/17 9:56
10)	1	0710_07.D	50X LCSD-50 PPB STD	VOA47X I 07/10 AO	07/10/17 10:18
11)	1	0710_08.D	BLANK		07/10/17 10:40
12)	1	0710_09.D	MEOH BLANK		07/10/17 11:02
13)	1	0710_10.D	SAND BLANK		07/10/17 11:25
14)	1	0710_11.D	MEOH BLANK		07/10/17 11:47
15)	1	0710_12.D	BY53971 #2 39.53X 12.65	$8260MAR pp	07/10/17 12:13
16)	1	0710_13.D	BY53971 #3 0.84X 5.93g	$8260MAR pp	07/10/17 12:35
17)	1	0710_14.D	BY53973 #1 0.86X 5.81g	$8260MAR	07/10/17 12:57
18)	1	0710_15.D	BY53974 #1 42.44X 11.78	$8260MAR	07/10/17 13:19
19)	1	0710_16.D	BY55235 #1 24.68X 10.13	ENVIRITE 07/10	07/10/17 13:41
20)	1	0710_17.D	BY53975 #1 0.87X 5.72g	$8260MAR	07/10/17 14:03
21)	1	0710_18.D	BY53976 #1 1X 5.00g LL	$8260MAR	07/10/17 14:25
22)	1	0710_19.D	BY53977 #1 0.85X 5.88g	$8260MAR	07/10/17 14:48
23)	1	0710_21.D	FILAMENT DIED BY53979	SWITCH # 2	07/10/17 16:03
24)	1	0710_23.D	BLANK	TUNE	07/10/17 16:26
25)	1	0710_24.D	BLANK	RETUNE	07/10/17 16:51
26)	1	0710_25.D	BLANK	MUL 506 TO 388	07/10/17 17:18
27)	1	0710_26.D	ICAL 2	VOA-2.0 PPB STD.	07/10/17 17:42
28)	1	0710_27.D	ICAL 5	VOA-5.0 PPB STD.	07/10/17 18:04
29)	1	0710_28.D	ICAL 10	VOA- 10 PPB STD.	07/10/17 18:26
30)	1	0710_29.D	ICAL 20	VOA- 20 PPB STD.	07/10/17 18:49
31)	5	0710_30.D	ICAL 50	VOA- 50 PPB STD.	07/10/17 19:11
32)	1	0710_31.D	ICAL 100	VOA-100 PPB STD.	07/10/17 19:33
33)	1	0710_32.D	ICAL 200	VOA-200 PPB STD.	07/10/17 19:55
34)	1	0710_33.D	BLNK		07/10/17 20:17
35)	1	0710_34.D	BLANK		07/10/17 20:39
36)	1	0710_35.D	VOA-50 PPB STD.	VOA48E I 07/10 AS	07/10/17 21:01
37)	1	0710_36.D	LCS-VOA-50 PB STD.	VOA47X II 07/10 AS	07/10/17 21:24
38)	1	0710_37.D	LCSD-VOA-50 PB STD.	VOA47X II 07/10 AS	07/10/17 21:46
39)	1	0710_38.D	LCS-VOA-50 PB STD.	50X VOA47X II 07/10	07/10/17 22:08
40)	1	0710_39.D	LCSD-VOA-50 PB STD.	50X VOA47X II 07/10	07/10/17 22:30
41)	1	0710_40.D	BLANK		07/10/17 22:52
42)	1	0710_41.D	BLANK		07/10/17 23:14
43)	1	0710_42.D	BLANK 5ML 1:50 MeOH		07/10/17 23:36
44)	1	0710_43.D	BLANK 5G SAND		07/10/17 23:59
45)	1	0710_44.D	BY55022 #1 1.01X 4.94g	$8021SSR 07/12	07/11/17 0:23
46)	1	0710_45.D	BY55117 #1 1.11X 4.52g	$8021SS_MAR 07/12	07/11/17 0:45
47)	1	0710_46.D	BY55118 #1 1.17X 4.29g	$8021SS_MAR 07/12	07/11/17 1:08
48)	1	0710_59.D	BLANK ARCHON STOPPED		07/11/17 6:09
49)	1	0710_60.D	BY55373 #2 49.75X 10.05	$8021SSR 07/13 FOR	07/11/17 6:31
50)	1	0710_61.D	BY55373 #1 1.01X 4.97g	$8021SSR 07/13	07/11/17 6:53
51)	1	0710_62.D	MS BY55373 50PPB STD	49.75X VOA47X II 07/	07/11/17 7:15
52)	1	0710_63.D	MSD BY55373 50PPB STD	49.75X VOA47X II 07/	07/11/17 7:37
53)	1	0710_64.D	MS BY55373 50PPB STD	05.02G VOA47X II 07/	07/11/17 7:59
54)	1	0710_65.D	MSD BY55373 50PPB STD	05.00G VOA47X II 07/	07/11/17 8:21

Injection Log

Data Directory: H:\V2017\CHEM14\07JUL\071117\

Line	Vl	FileName	SampleName	MiscInfo	Injection Time
1)	0	0711_48.D	*** No MS or GC data present ***		N/A
2)	1	0711_01.D	BLANK		07/11/17 8:54
3)	1	0711_02.D	VOA-50 PPB STD.	VOA48 E I 07/11 E	07/11/17 9:16
4)	1	0711_03.D	LCS-50 PPB STD	VOA47X II 07/11 E	07/11/17 9:38
5)	1	0711_04.D	LCSD-50 PPB STD	VOA47X II 07/11 E	07/11/17 10:32
6)	1	0711_05.D	50X LCS-50 PPB STD	VOA47X II 07/11 E	07/11/17 10:54
7)	1	0711_06.D	50X LCSD-50 PPB STD	VOA47X II 07/11 E	07/11/17 11:17
8)	1	0711_07.D	BLANK		07/11/17 11:39
9)	1	0711_08.D	MEOH BLANK		07/11/17 12:01
10)	1	0711_09.D	SAND BLANK		07/11/17 12:23
11)	1	0711_10.D	MEOH BLANK		07/11/17 12:46
12)	1	0711_11.D	BY53976 #2 0.78X 6.42g	$8260MAR low 4th	07/11/17 13:13
13)	1	0711_12.D	BY53977 #3 38.97X 12.83	$8260MAR qq	07/11/17 13:35
14)	1	0711_13.D	BY53977 #2 0.89X 5.59g	$8260MAR qq	07/11/17 13:57
15)	1	0711_14.D	BY53978 #2 0.97X 5.18g	$8260MAR FILAMENT	07/11/17 14:19
16)	1	0711_15.D	BY53979 #2 0.94X 5.30g	$8260MAR FILAMENT	07/11/17 14:41
17)	1	0711_16.D	BY53980 #1 1.04X 4.83g	$8260MAR	07/11/17 15:04
18)	1	0711_17.D	BY53981 #1 1.03X 4.85g	$8260MAR	07/11/17 15:26
19)	1	0711_18.D	BY53982 #1 1.17X 4.29g	$8260MAR	07/11/17 15:48
20)	1	0711_19.D	BY53983 #1 1.1X 4.55g L	$8260MAR	07/11/17 16:14
21)	1	0711_20.D	BY55529 #1 0.69X 7.21g	$8021SS_MAR 07/13	07/11/17 16:37
22)	1	0711_21.D	BY55530 #1 0.7X 7.13g L	$8021SS_MAR 07/13	07/11/17 16:59
23)	1	0711_22.D	50X MS BY53971 50 PPB STD	VOA47X II 07/10 E	07/11/17 17:21
24)	1	0711_23.D	50X MSD BY53971 50 PPB ST	VOA47X II 07/10 E	07/11/17 17:43
25)	1	0711_24.D	5G MS BY53971 50 PPB STD	VOA47X II 07/10 E	07/11/17 18:05
26)	1	0711_25.D	5G MSD BY53971 50 PPB STD	VOA47X II 07/10 E	07/11/17 18:27
27)	1	0711_26.D	50X MS BY53977 50PPB STD	VOA47X II 07/11 E	07/11/17 18:49
28)	1	0711_27.D	50X MSD BY53977 50PPB STD	VOA47X II 07/11 E	07/11/17 19:29
29)	1	0711_28.D	5G MS BY53977 50PPB STD	VOA47X II 07/11 E	07/11/17 19:51
30)	1	0711_29.D	5G MSD BY53977 50PPB STD	VOA47X II 07/11 E	07/11/17 20:13
31)	1	0711_30.D	BLANK		07/11/17 20:35
32)	1	0711_31.D	BFB TUNE - CCAL 50	VOA-50 PPB STD. VOA4	07/11/17 20:57
33)	1	0711_32.D	BY54998 LCS	BY54998 LCS	07/11/17 21:27
34)	1	0711_33.D	BY54998 LCSD	BY54998 LCSD	07/11/17 21:49
35)	1	0711_34.D	LCS-VOA-50 PPB STD.	50X VOA47X II 07/11	07/11/17 22:11
36)	1	0711_35.D	LCSD-VOA-50 PPB STD.	50X VOA47X II 07/11	07/11/17 22:33
37)	1	0711_36.D	BLANK		07/11/17 22:55
38)	1	0711_37.D	BLANK		07/11/17 23:17
39)	1	0711_38.D	BLANK 5ML 1:50 MeOH		07/11/17 23:40
40)	1	0711_39.D	BY54998 BLANK	BY54998 BLANK	07/12/17 0:02
41)	1	0711_40.D	BB-2/S-1	BY54991	07/12/17 0:28
42)	1	0711_41.D	BB-3/S-1	BY54992	07/12/17 0:50
43)	1	0711_42.D	DB-2/S-1	BY54993	07/12/17 1:12
44)	1	0711_43.D	DB-1/S-2	BY54994	07/12/17 1:34
45)	1	0711_44.D	USB-1/S-1	BY54995	07/12/17 1:56
46)	1	0711_45.D	USB-1/S-3	BY54996	07/12/17 2:19
47)	1	0711_46.D	USB-2/S-2	BY54997	07/12/17 2:41
48)	1	0711_47.D	USB-2/S-3A QC	BY54998 50X	07/12/17 3:03
49)	1	0711_49.D	BLANK ARCHON STOPPED	BLANK	07/12/17 6:08
50)	1	0711_50.D	USB-2/S-3A	BY54998	07/12/17 6:30
51)	1	0711_51.D	MS BY54998 50PPB STD	05.43G LL V8 VOA48K	07/12/17 6:52
52)	1	0711_52.D	MS BY54998 50PPB STD	05.43G LL V8 VOA48K	07/12/17 7:15
53)	1	0711_53.D	VOA-50 PPB STD.	VOA48E I 07/11 AS	07/12/17 7:37
54)	1	0711_54.D	USB-2/S-3A MS	BY54998 MS 50X	07/12/17 7:59
55)	1	0711_55.D	USB-2/S-3A MSD	BY54998 MSD 50X	07/12/17 8:21
56)	1	0711_56.D	CCAL 50	VOA-50 PPB STD. VOA4	07/12/17 8:44

PHOENIX
Environmental Laboratories, Inc.

587 East Middle Turnpike, P.O. Box 370, Manchester, CT 06040
Telephone: 860.645.1102 • Fax: 860.645.0823

NY ANALYTICAL SERVICES PROTOCOL
DATA PACKAGE

Client: NETC

125 BATH ST

Laboratory Project: GBY54991

PCBs (SOIL)
Ver 1

Organic Data Flags

LOD(MDL): Limit of Detection or Method Detection Limit
The minimum reportable concentration that can be measured with confidence.

PQL(RL): Practical Quantitation Level or Reporting Level
This value is at or above the MDL and is supported by the lowest calibration standard.

· Q Qualifiers:

U - The compound was analyzed for but not detected at or above the MDL. The number immediately preceding the “U” represents the PQL reporting level corrected for percent solids, weight and/or volume calculations, and dilution factors.

J - Indicates an estimated value, may indicate one of the following, depending on the situation:
a) The reported value is estimated and below the MDL
b) Used when estimating a concentration for TIC where a 1:1 response is assumed or when the result indicates the presence of a compound that meets the indentification criteria, but the results is less than the quantitation limit, but greater than zero.
c) QC associated with this analyte is within warning limits.

X - The concentration is not reported. This quantitation file was not evaluated for this compound at this dilution; a volatile purging or related issue may be the cause.

L - Biased Low

N - The concentration is based on the response of the nearest internal. This flag is used on the TIC form for all compounds identified.

S - This compound is a solvent that is used in the laboratory. Laboratory contamination is suspected if concentration is less than five times the reporting level.

B - This compound was also present in the method blank

D - The reported concentration is the result of a diluted analysis.

E - The reported value is estimated because the concentration exceeded the calibration range.

A - Indicates that the tentatively identified compound is a suspected aldol condensation product. Aldol condensation products are produced during the extraction process.

Q - For TICS, this compound was quantitated using a calibration curve. This compound is part of the instrument method, but not part of the client target list.

P- Percent difference is greater than 25% between the two GC columns and the lower result is reported.

PHOENIX
Environmental Laboratories, Inc.
587 East Middle Turnpike, P.O.Box 370, Manchester, CT 06040
Tel. (860) 645-1102 Fax (860) 645-0823

ACCREDITED IN ACCORDANCE WITH nelac NY # 11301

SDG: GBY54991

PCBs Soil Conformance / Non-Conformance Summary

Project ID / Client ID: 125 BATH ST, NETC

General Comments:

The samples were analyzed using a dual column ECD GC. Data files are labeled date-seq-A for the “A” channel and date-seq-B for the “B” channel. An acid cleanup was performed on all extracts.
The reporting levels (PQL) are supported by the lowest calibration standard. The laboratory defines the LOD/MDL as equivalent to the PQL/RL. It is part of Phoenix Lab's procedure to dilute all soil extracts prior to analysis.

Calibration:

As per the method, a five-point calibration of aroclors 1016 and 1260 is used to verify the linearity of all the aroclors. Aroclor 1254 was also analyzed as part of this run for verification. If any other aroclors had been detected, the samples would have been reanalyzed with that aroclor.

Form 2 (Surrogates):

All surrogates met criteria with the following exceptions: None.

Form 3 (Laboratory Control/Matrix Spike):

Sample: BY54998 LCS
All LCS recoveries met criteria with the following exceptions: None.
All LCSD recoveries met criteria with the following exceptions: None.
All LCS/LCSD RPDs met criteria with the following exceptions: None.

Sample: BY54998 MS
All MS recoveries met criteria with the following exceptions: None.
All MSD recoveries met criteria with the following exceptions: None.
All MS/MSD RPDs met criteria with the following exceptions: Aroclor-1016 and Aroclor-1260 MS/MSD RPDs are above the criteria. Both of the recoveries are within the acceptable range. No significant bias is suspected.

Form 4 (Method Blank):

File: ECD24 713A005 / 713B005 (BY54998)
All compounds were non-detect with the following exceptions: None.

Form 6 (Initial Calibration Factors):

Method: ECD24 PC616AI
All compounds met crieria with the following exceptions: None.

Method: ECD24 PC616BI
All compounds met crieria with the following exceptions: None.

Method: ECD29 PC606AI
All compounds met crieria with the following exceptions: None.

Method: ECD29 PC606BI
All compounds met crieria with the following exceptions: None.

Form 7 (Calibration Verification):

All Calibration Blanks were non-detect with the following exceptions: None.

PHOENIX
Environmental Laboratories, Inc.
587 East Middle Turnpike, P.O.Box 370, Manchester, CT 06040
Tel. (860) 645-1102 Fax (860) 645-0823

ACCREDITED IN ACCORDANCE WITH nelac NY # 11301

SDG: GBY54991

PCBs Soil Conformance / Non-Conformance Summary

Project ID / Client ID: 125 BATH ST, NETC

All Continuing Calibrations met criteria with the following exceptions: The continuing calibration check standard File: ECD24 713B031 had one peak of Aroclor 1016 outside of the acceptance criteria. The average for Aroclor 1016 was within the criteria and no further action was required.

Form 8 (Internal Standard and Retention Time):

All Internal Standards / Retention Times met criteria with the following exceptions: None.

Form 10 (Confirmation Summary):

All Confirmation Summaries met %D criteria (40%) with the following exceptions: None.

07/25/17

Anil Makol
Project Manager

2F
SOIL PCB SURROGATE RECOVERY

Lab Name: Phoenix Environmental Client: NETC

Lab Code: Phoenix Case No.: SAS No.: SDG No.: GBY54991

GC Column(1): RTX-440 ID: 0.32 (mm) GC Column(2): Rxi-35sil ms ID: 0.32 (mm)

	LAB ID	TCX 1 %REC	#	TCX 2 %REC	#	DCB 1 %REC	#	DCB 2 %REC	#	TOT OUT	FILE ID
01	BY54991 (2X)	77		75		70		85		0	ECD29 713A025 | 713B025
02	BY54992 (2X)	95		95		80		101		0	ECD29 713A026_1 | 713B026_1
03	BY54993 (2X)	86		88		76		94		0	ECD29 713A027 | 713B027
04	BY54994 (2X)	77		73		69		78		0	ECD29 713A028 | 713B028
05	BY54995 (2X)	90		78		98		60		0	ECD24 714A013 | 714B013
06	BY54996 (2X)	84		90		73		94		0	ECD29 713A023 | 713B023
07	BY54997 (2X)	79		78		70		80		0	ECD29 713A031 | 713B031
08	BY54998 BL	76		76		91		62		0	ECD24 713A005 | 713B005
09	BY54998 LCS	92		97		106		89		0	ECD24 713A006 | 713B006
10	BY54998 LCSD	96		100		110		91		0	ECD24 713A026 | 713B026
11	BY54998 MS	42		54		48		53		0	ECD24 713A027 | 713B027
12	BY54998 MSD	87		113		97		124		0	ECD24 713A028 | 713B028
13	BY54998 (2X)	77		86		84		69		0	ECD24 714A014 | 714B014
14											
15											
16											
17											
18											
19											
20											
21											
22											
23											
24											
25											
26											
27											
28											
29											
30											

	ADVISORY QC LIMITS
TCX = Tetrachloro-m-xylene	30 - 150
DCB = Decachlorobiphenyl	30 - 150

\# = Column to be used to flag recovery values
* = Values outside of contract required QC limits
D = Surrogate diluted out
Int = Surrogate not reported due to Interference

3F

SOIL PCB LCS SPIKE/LCS SPIKE DUPLICATE RECOVERY

Lab Name: Phoenix Environmental Client: NETC

Lab Code: Phoenix Case No.: SAS No.: SDG No.: GBY54991

LCS Spike - Client Id.: BY54998 LCS Lab Id: BY54998 LCS

COMPOUND	SPIKE ADDED (ug/Kg)		LCS CONC (ug/Kg)	LCS % REC	#	QC. LIMITS REC.
Aroclor-1016	1670		1440	86		40 - 140
Aroclor-1260	1670		1490	89		40 - 140

COMPOUND	SPIKE ADDED (ug/Kg)	LCSD CONC (ug/Kg)	LCSD % REC	#	% RPD	#	QC LIMITS RPD	QC LIMITS REC.
Aroclor-1016	1670	1580	95		9.9		30	40 - 140
Aroclor-1260	1670	1600	96		7.6		30	40 - 140

FORM III PCB

3F

SOIL PCB MATRIX SPIKE/MATRIX SPIKE DUPLICATE RECOVERY

Lab Name: Phoenix Environmental Client: NETC

Lab Code: Phoenix Case No.: SAS No.: SDG No.: GBY54991

Matrix Spike - Client Id.: USB-2/S-3A MS Lab Id: BY54998 MS

COMPOUND	SPIKE ADDED (ug/Kg)	SAMPLE CONCENTRATION (ug/Kg)	MS CONC (ug/Kg)	MS % REC	#	QC. LIMITS REC.
Aroclor-1016	2030	0	862	42		40 - 140
Aroclor-1260	2030	0	880	43		40 - 140

COMPOUND	SPIKE ADDED (ug/Kg)	MSD CONC (ug/Kg)	MSD % REC	#	% RPD	#	QC LIMITS RPD	QC LIMITS REC.
Aroclor-1016	2030	1490	73		53.9	*	30	40 - 140
Aroclor-1260	2030	1580	78		57.9	*	30	40 - 140

FORM III PCB

4C

PCB METHOD BLANK SUMMARY

CLIENT SAMPLE NO

BY54998 BL

Lab Name: Phoenix Environmental Client: NETC

Lab Code: Phoenix Case No.: SAS No.: SDG No.: GBY54991

Lab Sample ID: BY54998 BL Lab File ID: 713A005

Matrix: (soil/water) SOIL Extraction:(SepF/Cont/Sonc) 3545

Sulfur Cleanup:(Y/N) N Date Extracted: 07/12/17

Date Analyzed (1): 07/13/17 Date Analyzed (2): 07/13/17

Time Analyzed (1): 08:48 Time Analyzed (2): 08:48

Instrument ID (1): ECD24 Instrument ID (2): ECD24

GC Col.(1): RTX-440 ID: 0.32 (mm) GC Col.(2): CLP ID: 0.32 (mm)

THIS METHOD BLANK APPLIES TO THE FOLLOWING SAMPLES, MS AND MSD:

	CLIENT SAMPLE NO.	LAB SAMPLE ID	DATE ANALYZED 1	DATE ANALYZED 2
01	BY54998 LCS	BY54998 LCS	07/13/17	07/13/17
02	USB-1/S-3 (2X)	BY54996 (2X)	07/13/17	07/13/17
03	BB-2/S-1 (2X)	BY54991 (2X)	07/13/17	07/13/17
04	BY54998 LCSD	BY54998 LCSD	07/13/17	07/13/17
05	BB-3/S-1 (2X)	BY54992 (2X)	07/13/17	07/13/17
06	DB-2/S-1 (2X)	BY54993 (2X)	07/13/17	07/13/17
07	USB-2/S-3A MS	BY54998 MS	07/13/17	07/13/17
08	DB-1/S-2 (2X)	BY54994 (2X)	07/13/17	07/13/17
09	USB-2/S-3A MSD	BY54998 MSD	07/13/17	07/13/17
10	USB-2/S-2 (2X)	BY54997 (2X)	07/13/17	07/13/17
11	USB-1/S-1 (2X)	BY54995 (2X)	07/14/17	07/14/17
12	USB-2/S-3A (2X)	BY54998 (2X)	07/14/17	07/14/17
13				
14				
15				
16				
17				
18				
19				
20				
21				
22				
23				
24				
25				

COMMENTS:

FORM IV PCB

8B
PCB ANALYTICAL SEQUENCE

Lab Name: Phoenix Environmental Labs Client: NETC

Lab Code: Phoenix Case No.: SAS No.: SDG No.: GBY54991

Lab File Id: 616A008 Date Analyzed: 06/16/17

Instrument ID: ECD24 Time Analyzed: 13:11

GC Col A: RTX-440 ID: 0.32

1-Bromo-2-Nitrobenze	INTERNAL STD AREA #	RT #
12 HOUR STD	1030688	2.27
UPPER LIMIT	2112911	2.77
LOWER LIMIT	510191	1.77

	CLIENT ID	LAB ID	FILE ID	INTERNAL STD AREA	RT	DATE ANALYZED	TIME ANALYZED
01	mix 1200;13h	mix 1200;13h	616A005A	979752	2.26	06/16/17	13:11
02	mix 1000;13e	mix 1000;13e	616A006	1068724	2.26	06/16/17	13:34
03	mix 800;13d	mix 800;13d	616A007	1041436	2.27	06/16/17	13:56
04	mix 600;14c	mix 600;14c	616A008	1030688	2.27	06/16/17	14:19
05	mix 400;13b	mix 400;13b	616A009	1039239	2.26	06/16/17	14:42
06	mix 200;13a	mix 200;13a	616A010	1014236	2.26	06/16/17	15:05
07	mix 100;12z	mix 100;12z	616A011	1062124	2.26	06/16/17	15:28
08	mix 50;13i	mix 50;13i	616A012	1051630	2.26	06/16/17	15:51
09							
10							
11							
12							
13							
14							
15							
16							
17							
18							
19							
20							
21							
22							
23							
24							
25							
26							

AREA UPPER LIMIT = +100% of internal standard area
AREA LOWER LIMIT = - 50% of internal standard area
RT UPPER LIMIT = +0.50 minutes of internal standard RT
RT LOWER LIMIT = -0.50 minutes of internal standard RT

Column used to flag internal standard area values with an asterisk.
* Values outside of QC limits.

FORM VIII PCB

8B
PCB ANALYTICAL SEQUENCE

Lab Name: Phoenix Environmental Labs Client: NETC

Lab Code: Phoenix Case No.: SAS No.: SDG No.: GBY54991

Lab File Id: 616B008 Date Analyzed: 06/16/17

Instrument ID: ECD24 Time Analyzed: 13:34

GC Col B: CLP ID: 0.32

1-Bromo-2-Nitrobenze	INTERNAL STD AREA #	RT #
12 HOUR STD	811267	2.45
UPPER LIMIT	1663097	2.95
LOWER LIMIT	401577	1.95

	CLIENT ID	LAB ID	FILE ID	INTERNAL STD AREA	RT	DATE ANALYZED	TIME ANALYZED
01	mix 1200;13h	mix 1200;13h	616B005A	806908	2.43	06/16/17	13:11
02	mix 1000;13e	mix 1000;13e	616B006	834979	2.44	06/16/17	13:34
03	mix 800;13d	mix 800;13d	616B007	815432	2.44	06/16/17	13:56
04	mix 600;14c	mix 600;14c	616B008	811267	2.45	06/16/17	14:19
05	mix 400;13b	mix 400;13b	616B009	812765	2.44	06/16/17	14:42
06	mix 200;13a	mix 200;13a	616B010	793066	2.44	06/16/17	15:05
07	mix 100;12z	mix 100;12z	616B011	823358	2.44	06/16/17	15:28
08	mix 50;13i	mix 50;13i	616B012	812401	2.44	06/16/17	15:51
09							
10							
11							
12							
13							
14							
15							
16							
17							
18							
19							
20							
21							
22							
23							
24							
25							
26							

AREA UPPER LIMIT = +100% of internal standard area
AREA LOWER LIMIT = - 50% of internal standard area
RT UPPER LIMIT = +0.50 minutes of internal standard RT
RT LOWER LIMIT = -0.50 minutes of internal standard RT

Column used to flag internal standard area values with an asterisk.
* Values outside of QC limits.

FORM VIII PCB

8B
PCB ANALYTICAL SEQUENCE

Lab Name: Phoenix Environmental Labs Client: NETC

Lab Code: Phoenix Case No.: SAS No.: SDG No.: GBY54991

Lab File Id: 713A003 Date Analyzed: 07/13/17

Instrument ID: ECD24 Time Analyzed: 08:48

GC Col A: RTX-440 ID: 0.32

1-Bromo-2-Nitrobenze	INTERNAL STD AREA #	RT #
12 HOUR STD	1051663	2.29
UPPER LIMIT	2155909	2.79
LOWER LIMIT	520573	1.79

	CLIENT ID	LAB ID	FILE ID	INTERNAL STD AREA	RT	DATE ANALYZED	TIME ANALYZED
01	hex	hex	713A002	1000000	2.29	07/13/17	06:31
02	mix 600;14o	mix 600;14o	713A003	1051663	2.29	07/13/17	06:54
03	BY54998 BL	BY54998 BL	713A005	1145150	2.28	07/13/17	08:48
04	BY54998 LCS	BY54998 LCS	713A006	1083659	2.28	07/13/17	09:11
05	hex	hex	713A018	1020406	2.29	07/13/17	14:32
06							
07							
08							
09							
10							
11							
12							
13							
14							
15							
16							
17							
18							
19							
20							
21							
22							
23							
24							
25							
26							

AREA UPPER LIMIT = +100% of internal standard area
AREA LOWER LIMIT = - 50% of internal standard area
RT UPPER LIMIT = +0.50 minutes of internal standard RT
RT LOWER LIMIT = -0.50 minutes of internal standard RT

Column used to flag internal standard area values with an asterisk.
* Values outside of QC limits.

FORM VIII PCB

8B
PCB ANALYTICAL SEQUENCE

Lab Name: Phoenix Environmental Labs Client: NETC

Lab Code: Phoenix Case No.: SAS No.: SDG No.: GBY54991

Lab File Id: 713A019 Date Analyzed: 07/13/17

Instrument ID: ECD24 Time Analyzed: 18:00

GC Col A: RTX-440 ID: 0.32

1-Bromo-2-Nitrobenze	INTERNAL STD AREA #	RT #
12 HOUR STD	1098376	2.29
UPPER LIMIT	2251671	2.79
LOWER LIMIT	543696	1.79

	CLIENT ID	LAB ID	FILE ID	INTERNAL STD AREA	RT	DATE ANALYZED	TIME ANALYZED
01	mix 600;14o	mix 600;14o	713A019	1098376	2.29	07/13/17	14:55
02	BY54998 LCSD	BY54998 LCSD	713A026	1102157	2.29	07/13/17	17:37
03	USB-2/S-3A MS	BY54998 MS	713A027	1125676	2.29	07/13/17	18:00
04	USB-2/S-3A MSD	BY54998 MSD	713A028	1133029	2.30	07/13/17	18:24
05	hex	hex	713A030	1015035	2.29	07/13/17	19:10
06	mix 600;14o	mix 600;14o	713A031	1105172	2.29	07/13/17	19:33
07							
08							
09							
10							
11							
12							
13							
14							
15							
16							
17							
18							
19							
20							
21							
22							
23							
24							
25							
26							

AREA UPPER LIMIT = +100% of internal standard area
AREA LOWER LIMIT = - 50% of internal standard area
RT UPPER LIMIT = +0.50 minutes of internal standard RT
RT LOWER LIMIT = -0.50 minutes of internal standard RT

Column used to flag internal standard area values with an asterisk.
* Values outside of QC limits.

FORM VIII PCB

8B
PCB ANALYTICAL SEQUENCE

Lab Name: Phoenix Environmental Labs Client: NETC

Lab Code: Phoenix Case No.: SAS No.: SDG No.: GBY54991

Lab File Id: 713B003 Date Analyzed: 07/13/17

Instrument ID: ECD24 Time Analyzed: 08:48

GC Col B: CLP ID: 0.32

1-Bromo-2-Nitrobenze	INTERNAL STD AREA #	RT #
12 HOUR STD	1912807	2.44
UPPER LIMIT	3921255	2.94
LOWER LIMIT	946840	1.94

	CLIENT ID	LAB ID	FILE ID	INTERNAL STD AREA	RT	DATE ANALYZED	TIME ANALYZED
01	hex	hex	713B002	1865664	2.44	07/13/17	06:31
02	mix 600;14o	mix 600;14o	713B003	1912807	2.44	07/13/17	06:54
03	BY54998 BL	BY54998 BL	713B005	2045710	2.43	07/13/17	08:48
04	BY54998 LCS	BY54998 LCS	713B006	1952217	2.43	07/13/17	09:11
05	hex	hex	713B018	1865676	2.44	07/13/17	14:32
06							
07							
08							
09							
10							
11							
12							
13							
14							
15							
16							
17							
18							
19							
20							
21							
22							
23							
24							
25							
26							

AREA UPPER LIMIT = +100% of internal standard area
AREA LOWER LIMIT = - 50% of internal standard area
RT UPPER LIMIT = +0.50 minutes of internal standard RT
RT LOWER LIMIT = -0.50 minutes of internal standard RT

Column used to flag internal standard area values with an asterisk.
* Values outside of QC limits.

FORM VIII PCB

8B
PCB ANALYTICAL SEQUENCE

Lab Name: Phoenix Environmental Labs Client: NETC

Lab Code: Phoenix Case No.: SAS No.: SDG No.: GBY54991

Lab File Id: 713B019 Date Analyzed: 07/13/17

Instrument ID: ECD24 Time Analyzed: 17:37

GC Col B: CLP ID: 0.32

1-Bromo-2-Nitrobenze	INTERNAL STD AREA #	RT #
12 HOUR STD	1949508	2.44
UPPER LIMIT	3996491	2.94
LOWER LIMIT	965006	1.94

	CLIENT ID	LAB ID	FILE ID	INTERNAL STD AREA	RT	DATE ANALYZED	TIME ANALYZED
01	mix 600;14o	mix 600;14o	713B019	1949508	2.44	07/13/17	14:55
02	BY54998 LCSD	BY54998 LCSD	713B026	1972931	2.44	07/13/17	17:37
03	USB-2/S-3A MS	BY54998 MS	713B027	1542304	2.44	07/13/17	18:00
04	USB-2/S-3A MSD	BY54998 MSD	713B028	1389294	2.45	07/13/17	18:24
05	hex	hex	713B030	1876112	2.44	07/13/17	19:10
06	mix 600;14o	mix 600;14o	713B031	1990455	2.44	07/13/17	19:33
07							
08							
09							
10							
11							
12							
13							
14							
15							
16							
17							
18							
19							
20							
21							
22							
23							
24							
25							
26							

AREA UPPER LIMIT = +100% of internal standard area
AREA LOWER LIMIT = - 50% of internal standard area
RT UPPER LIMIT = +0.50 minutes of internal standard RT
RT LOWER LIMIT = -0.50 minutes of internal standard RT

Column used to flag internal standard area values with an asterisk.
* Values outside of QC limits.

FORM VIII PCB

8B
PCB ANALYTICAL SEQUENCE

Lab Name: Phoenix Environmental Labs Client: NETC

Lab Code: Phoenix Case No.: SAS No.: SDG No.: GBY54991

Lab File Id: 714A003 Date Analyzed: 07/14/17

Instrument ID: ECD24 Time Analyzed: 12:42

GC Col A: RTX-440 ID: 0.32

1-Bromo-2-Nitrobenze	INTERNAL STD AREA #	RT #
12 HOUR STD	1111658	2.29
UPPER LIMIT	2278898	2.79
LOWER LIMIT	550271	1.79

	CLIENT ID	LAB ID	FILE ID	INTERNAL STD AREA	RT	DATE ANALYZED	TIME ANALYZED
01	hex	hex	714A002	983144	2.29	07/14/17	06:29
02	mix 600;14o	mix 600;14o	714A003	1111658	2.29	07/14/17	06:52
03	USB-1/S-1 (2X)	BY54995 (2X)	714A013	1079705	2.29	07/14/17	12:42
04	USB-2/S-3A (2X)	BY54998 (2X)	714A014	1090186	2.29	07/14/17	13:05
05	hex	hex	714A015	982885	2.28	07/14/17	15:09
06	mix 600;14p	mix 600;14p	714A016	1068191	2.29	07/14/17	15:32
07							
08							
09							
10							
11							
12							
13							
14							
15							
16							
17							
18							
19							
20							
21							
22							
23							
24							
25							
26							

AREA UPPER LIMIT = +100% of internal standard area
AREA LOWER LIMIT = - 50% of internal standard area
RT UPPER LIMIT = +0.50 minutes of internal standard RT
RT LOWER LIMIT = -0.50 minutes of internal standard RT

Column used to flag internal standard area values with an asterisk.
* Values outside of QC limits.

FORM VIII PCB

8B
PCB ANALYTICAL SEQUENCE

Lab Name: Phoenix Environmental Labs Client: NETC

Lab Code: Phoenix Case No.: SAS No.: SDG No.: GBY54991

Lab File Id: 714B003 Date Analyzed: 07/14/17

Instrument ID: ECD24 Time Analyzed: 12:42

GC Col B: CLP ID: 0.32

1-Bromo-2-Nitrobenze	INTERNAL STD AREA #	RT #
12 HOUR STD	1989600	2.44
UPPER LIMIT	4078679	2.94
LOWER LIMIT	984852	1.94

	CLIENT ID	LAB ID	FILE ID	INTERNAL STD AREA	RT	DATE ANALYZED	TIME ANALYZED
01	hex	hex	714B002	1855316	2.44	07/14/17	06:29
02	mix 600;14o	mix 600;14o	714B003	1989600	2.44	07/14/17	06:52
03	USB-1/S-1 (2X)	BY54995 (2X)	714B013	2099919	2.44	07/14/17	12:42
04	USB-2/S-3A (2X)	BY54998 (2X)	714B014	1728429	2.44	07/14/17	13:05
05	hex	hex	714B015	2062388	2.43	07/14/17	15:09
06	mix 600;14p	mix 600;14p	714B016	2014975	2.43	07/14/17	15:32
07							
08							
09							
10							
11							
12							
13							
14							
15							
16							
17							
18							
19							
20							
21							
22							
23							
24							
25							
26							

AREA UPPER LIMIT = +100% of internal standard area
AREA LOWER LIMIT = - 50% of internal standard area
RT UPPER LIMIT = +0.50 minutes of internal standard RT
RT LOWER LIMIT = -0.50 minutes of internal standard RT

Column used to flag internal standard area values with an asterisk.
* Values outside of QC limits.

FORM VIII PCB

8B
PCB ANALYTICAL SEQUENCE

Lab Name: Phoenix Environmental Labs Client: NETC

Lab Code: Phoenix Case No.: SAS No.: SDG No.: GBY54991

Lab File Id: 606A013 Date Analyzed: 06/06/17

Instrument ID: ECD29 Time Analyzed: 16:54

GC Col A: RTX-440 ID: 0.32

1-Bromo-2-Nitrobenze	INTERNAL STD AREA #	RT #
12 HOUR STD	1551387	2.65
UPPER LIMIT	3180344	3.15
LOWER LIMIT	767937	2.15

	CLIENT ID	LAB ID	FILE ID	INTERNAL STD AREA	RT	DATE ANALYZED	TIME ANALYZED
01	mix 1200;13h	mix 1200;13h	606A010	1552004	2.65	06/06/17	16:54
02	mix 1000;13e	mix 1000;13e	606A011	1593276	2.64	06/06/17	17:17
03	mix 800;13d	mix 800;13d	606A012	1645084	2.65	06/06/17	17:40
04	mix 600;13m	mix 600;13m	606A013	1551387	2.65	06/06/17	18:03
05	mix 400;13b	mix 400;13b	606A014	1566127	2.65	06/06/17	18:26
06	mix 200;13a	mix 200;13a	606A015	1559125	2.64	06/06/17	18:49
07	mix 100;12z	mix 100;12z	606A016	1508489	2.64	06/06/17	19:12
08	mix 50;13i	mix 50;13i	606A017	1554608	2.65	06/06/17	19:35
09							
10							
11							
12							
13							
14							
15							
16							
17							
18							
19							
20							
21							
22							
23							
24							
25							
26							

AREA UPPER LIMIT = +100% of internal standard area
AREA LOWER LIMIT = - 50% of internal standard area
RT UPPER LIMIT = +0.50 minutes of internal standard RT
RT LOWER LIMIT = -0.50 minutes of internal standard RT

Column used to flag internal standard area values with an asterisk.
* Values outside of QC limits.

FORM VIII PCB

8B
PCB ANALYTICAL SEQUENCE

Lab Name: Phoenix Environmental Labs Client: NETC

Lab Code: Phoenix Case No.: SAS No.: SDG No.: GBY54991

Lab File Id: 606B013 Date Analyzed: 06/06/17

Instrument ID: ECD29 Time Analyzed: 16:54

GC Col B: Rxi-35sil ms ID: 0.32

1-Bromo-2-Nitrobenze	INTERNAL STD AREA #	RT #
12 HOUR STD	909887	3.46
UPPER LIMIT	1865268	3.96
LOWER LIMIT	450394	2.96

	CLIENT ID	LAB ID	FILE ID	INTERNAL STD AREA	RT	DATE ANALYZED	TIME ANALYZED
01	mix 1200;13h	mix 1200;13h	606B010	922617	3.46	06/06/17	16:54
02	mix 1000;13e	mix 1000;13e	606B011	942331	3.46	06/06/17	17:17
03	mix 800;13d	mix 800;13d	606B012	963007	3.46	06/06/17	17:40
04	mix 600;13m	mix 600;13m	606B013	909887	3.46	06/06/17	18:03
05	mix 400;13b	mix 400;13b	606B014	917338	3.46	06/06/17	18:26
06	mix 200;13a	mix 200;13a	606B015	910896	3.46	06/06/17	18:49
07	mix 100;12z	mix 100;12z	606B016	876019	3.46	06/06/17	19:12
08	mix 50;13i	mix 50;13i	606B017	897137	3.46	06/06/17	19:35
09							
10							
11							
12							
13							
14							
15							
16							
17							
18							
19							
20							
21							
22							
23							
24							
25							
26							

AREA UPPER LIMIT = +100% of internal standard area
AREA LOWER LIMIT = - 50% of internal standard area
RT UPPER LIMIT = +0.50 minutes of internal standard RT
RT LOWER LIMIT = -0.50 minutes of internal standard RT

Column used to flag internal standard area values with an asterisk.
* Values outside of QC limits.

FORM VIII PCB

8B
PCB ANALYTICAL SEQUENCE

Lab Name: Phoenix Environmental Labs Client: NETC

Lab Code: Phoenix Case No.: SAS No.: SDG No.: GBY54991

Lab File Id: 713A018 Date Analyzed: 07/13/17

Instrument ID: ECD29 Time Analyzed: 18:00

GC Col A: RTX-440 ID: 0.32

1-Bromo-2-Nitrobenze	INTERNAL STD AREA #	RT #
12 HOUR STD	1813091	2.69
UPPER LIMIT	3716836	3.19
LOWER LIMIT	897480	2.19

	CLIENT ID	LAB ID	FILE ID	INTERNAL STD AREA	RT	DATE ANALYZED	TIME ANALYZED
01	hex	hex	713A017	1704248	2.69	07/13/17	14:30
02	mix 600;14o	mix 600;14o	713A018	1813091	2.69	07/13/17	14:53
03	USB-1/S-3 (2X)	BY54996 (2X)	713A023	2021477	2.68	07/13/17	16:49
04	BB-2/S-1 (2X)	BY54991 (2X)	713A025	1989450	2.69	07/13/17	17:36
05	BB-3/S-1 (2X)	BY54992 (2X)	713A026_1	1938632	2.69	07/13/17	18:00
06	DB-2/S-1 (2X)	BY54993 (2X)	713A027	1942423	2.69	07/13/17	18:23
07	DB-1/S-2 (2X)	BY54994 (2X)	713A028	1924171	2.69	07/13/17	18:46
08	USB-2/S-2 (2X)	BY54997 (2X)	713A031	1947428	2.68	07/13/17	19:57
09	hex	hex	713A041	1742128	2.68	07/13/17	23:49
10	mix 600;14o	mix 600;14o	713A042	1884498	2.68	07/14/17	00:13
11							
12							
13							
14							
15							
16							
17							
18							
19							
20							
21							
22							
23							
24							
25							
26							

AREA UPPER LIMIT = +100% of internal standard area
AREA LOWER LIMIT = - 50% of internal standard area
RT UPPER LIMIT = +0.50 minutes of internal standard RT
RT LOWER LIMIT = -0.50 minutes of internal standard RT

Column used to flag internal standard area values with an asterisk.
* Values outside of QC limits.

FORM VIII PCB

8B
PCB ANALYTICAL SEQUENCE

Lab Name: Phoenix Environmental Labs Client: NETC

Lab Code: Phoenix Case No.: SAS No.: SDG No.: GBY54991

Lab File Id: 713B018 Date Analyzed: 07/13/17

Instrument ID: ECD29 Time Analyzed: 16:49

GC Col B: Rxi-35sil ms ID: 0.32

1-Bromo-2-Nitrobenze	INTERNAL STD AREA #	RT #
12 HOUR STD	924465	3.50
UPPER LIMIT	1895154	4.00
LOWER LIMIT	457610	3.00

	CLIENT ID	LAB ID	FILE ID	INTERNAL STD AREA	RT	DATE ANALYZED	TIME ANALYZED
01	hex	hex	713B017	847738	3.50	07/13/17	14:30
02	mix 600;14o	mix 600;14o	713B018	924465	3.50	07/13/17	14:53
03	USB-1/S-3 (2X)	BY54996 (2X)	713B023	1027357	3.50	07/13/17	16:49
04	BB-2/S-1 (2X)	BY54991 (2X)	713B025	1002458	3.50	07/13/17	17:36
05	BB-3/S-1 (2X)	BY54992 (2X)	713B026_1	955340	3.50	07/13/17	18:00
06	DB-2/S-1 (2X)	BY54993 (2X)	713B027	988281	3.50	07/13/17	18:23
07	DB-1/S-2 (2X)	BY54994 (2X)	713B028	972259	3.50	07/13/17	18:46
08	USB-2/S-2 (2X)	BY54997 (2X)	713B031	990746	3.50	07/13/17	19:57
09	hex	hex	713B041	842110	3.50	07/13/17	23:49
10	mix 600;14o	mix 600;14o	713B042	931940	3.50	07/14/17	00:13
11							
12							
13							
14							
15							
16							
17							
18							
19							
20							
21							
22							
23							
24							
25							
26							

AREA UPPER LIMIT = +100% of internal standard area
AREA LOWER LIMIT = - 50% of internal standard area
RT UPPER LIMIT = +0.50 minutes of internal standard RT
RT LOWER LIMIT = -0.50 minutes of internal standard RT

Column used to flag internal standard area values with an asterisk.
* Values outside of QC limits.

FORM VIII PCB

1D

PCB ORGANICS ANALYSIS DATA SHEET

CLIENT SAMPLE NO.

BB-2/S-1

Lab Name: Phoenix Environmental Client: NETC

Lab Code: Phoenix Instr: ECD29 Column.: RTX-440 0.32 SDG No.: GBY54991

Matrix: (soil/water) SOIL Lab Sample ID: BY54991

Sample wt/vol: 15.06 (g/mL) g Lab File ID: 713A025

% Moisture: 5 decanted: (Y/N) N Date Received: 07/07/17

Extraction: (SepF/Cont/ASE) 3545 Date Extracted: 07/12/17

Concentrated Extract Volume: 5000 (uL) Date Analyzed: 07/13/17

Injection Volume: 1 (ul) Dilution Factor: 2

CONCENTRATION UNITS:
(mg/L or mg/Kg) ug/Kg

CAS NO.	COMPOUND	CF	CONC	P/C	Q	MDL	PQL
12674-11-2	Aroclor-1016	MC	70	C	U	70	70
11104-28-2	Aroclor-1221	MC	70	C	U	70	70
11141-16-5	Aroclor-1232	MC	70	C	U	70	70
53469-21-9	Aroclor-1242	MC	70	C	U	70	70
12672-29-6	Aroclor-1248	MC	70	C	U	70	70
11097-69-1	Aroclor-1254	MC	70	C	U	70	70
11096-82-5	Aroclor-1260	MC	70	C	U	70	70
37324-23-5	Aroclor-1262	MC	70	C	U	70	70
11100-14-4	Aroclor-1268	MC	70	C	U	70	70
2051-24-3	Decachlorobiphenyl	1.614	70	C		%	%
877-09-8	Tetrachloro-m-xylene	1.548	77	C		%	%

11100-14-4 Sample PQL Calc: (100raw * 2df * 5fv) / (15.06wt-vol * 0.95%sol) = 70

Both channels need to have the compound detected for a concentration to be reported on either channel.
U1=Due to matrix interference and/or the presence of a large amount of non-target material, the reporting level for this compound has been elevated.
U2=The presence of this compound was not confirmed by the analyst based on the characteristic pattern matching of multi-component parameters, retention time, and/or peak shape.

P/C: P=Primary Result C=Confirmation Result X=Not Used CF=Calculated Calibration/Response Factor MC=Multi-Component

1D

PCB ORGANICS ANALYSIS DATA SHEET

CLIENT SAMPLE NO.

BB-2/S-1

Lab Name: Phoenix Environmental Client: NETC

Lab Code: Phoenix Instr: ECD29 Column.: Rxi-35sil ms 0.32 SDG No.: GBY54991

Matrix: (soil/water) SOIL Lab Sample ID: BY54991

Sample wt/vol: 15.06 (g/mL) g Lab File ID: 713B025

% Moisture: 5 decanted: (Y/N) N Date Received: 07/07/17

Extraction: (SepF/Cont/ASE) 3545 Date Extracted: 07/12/17

Concentrated Extract Volume: 5000 (uL) Date Analyzed: 07/13/17

Injection Volume: 1 (ul) Dilution Factor: 2

CONCENTRATION UNITS:
(mg/L or mg/Kg) ug/Kg

CAS NO.	COMPOUND	CF	CONC	P/C	Q	MDL	PQL
12674-11-2	Aroclor-1016	MC	70	P	U	70	70
11104-28-2	Aroclor-1221	MC	70	P	U	70	70
11141-16-5	Aroclor-1232	MC	70	P	U	70	70
53469-21-9	Aroclor-1242	MC	70	P	U	70	70
12672-29-6	Aroclor-1248	MC	70	P	U	70	70
11097-69-1	Aroclor-1254	MC	70	P	U	70	70
11096-82-5	Aroclor-1260	MC	70	P	U	70	70
37324-23-5	Aroclor-1262	MC	70	P	U	70	70
11100-14-4	Aroclor-1268	MC	70	P	U	70	70
2051-24-3	Decachlorobiphenyl	1.320	85	P		%	%
877-09-8	Tetrachloro-m-xylene	1.547	75	P		%	%

11100-14-4 Sample PQL Calc: (100raw * 2df * 5fv) / (15.06wt-vol * 0.95%sol) = 70

Both channels need to have the compound detected for a concentration to be reported on either channel.
U1=Due to matrix interference and/or the presence of a large amount of non-target material, the reporting level for this compound has been elevated.
U2=The presence of this compound was not confirmed by the analyst based on the characteristic pattern matching of multi-component parameters, retention time, and/or peak shape.

P/C: P=Primary Result C=Confirmation Result X=Not Used CF=Calculated Calibration/Response Factor MC=Multi-Component

Client Id: BB-2/S-1

Software Version: 4.1<1L22>
Date: 7/14/2017 08:26 AM
Sample Name : 54991 2x cu
Data File : E:\TC2017\ECD29\07-JUL\713A025.RAW Date: 7/13/2017 05:36 PM
Sequence File: E:\TC2017\ECD29\07-JUL\PCB_SEQ.SEQ Cycle: 260 Channel : A
Instrument : AUTO_ECD29 Rack/Vial: 0/0 Operator:
Sample Amount : 1.0000 Dilution Factor : 1.00

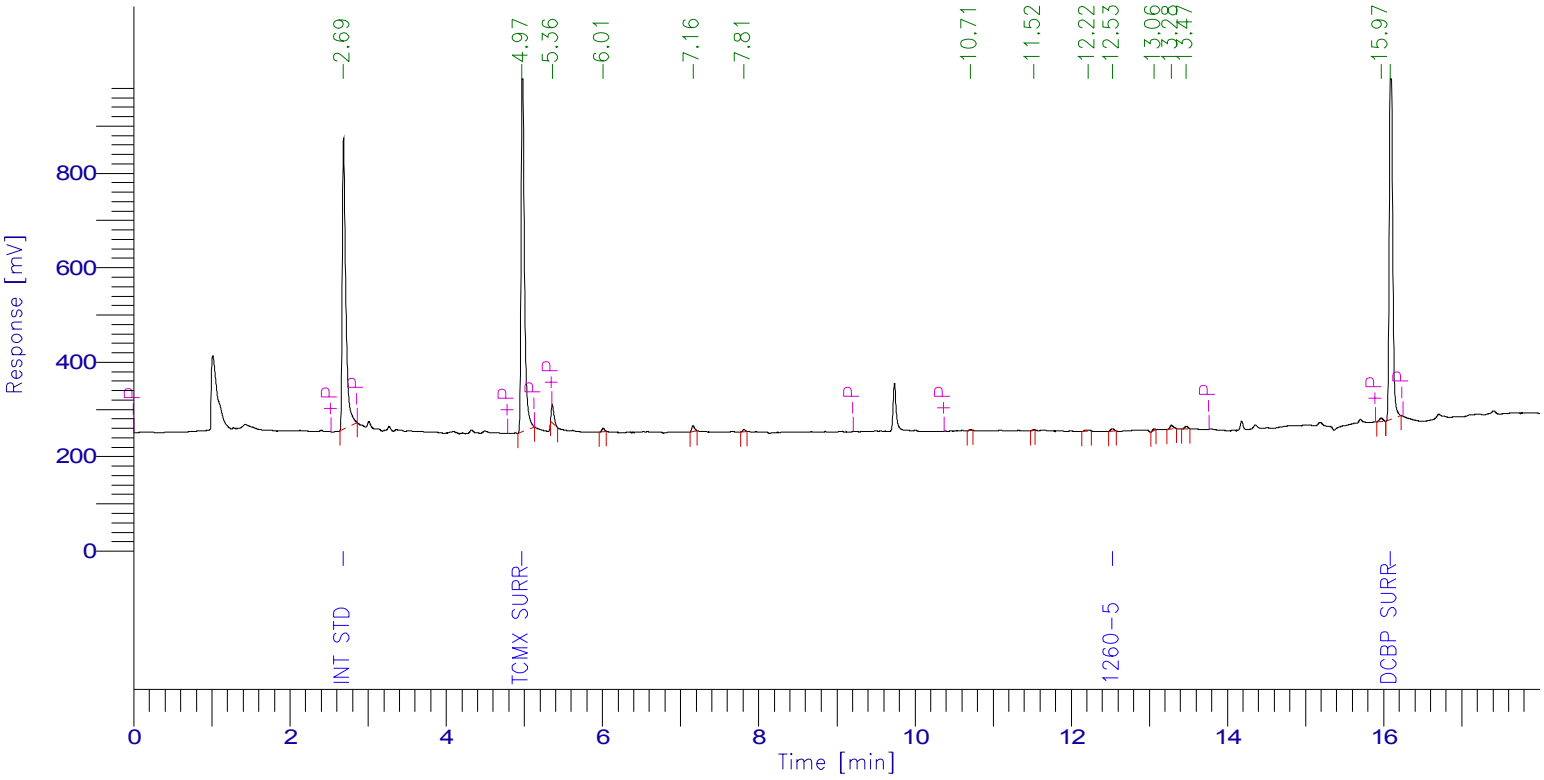

PCB Report

Time [min]	Component Name	Raw Amount	Area [µV·s]	Surrogate SM/WM	Surrogate QC / SL	Spike Rec Soils (%)	Spike Rec Water (%)
2.685	Int Std	100.0000	1989450.48	250.0000	100.0000	40.0000	20.0000
4.969	TCMX SURR	76.6359	2360658.88	191.5898	76.6359	30.6544	15.3272
5.816	1016-1	0.0000	0.00	0.0000	0.0000	0.0000	0.0000
6.588	1016-2	0.0000	0.00	0.0000	0.0000	0.0000	0.0000
7.629	1016-3	0.0000	0.00	0.0000	0.0000	0.0000	0.0000
7.946	1016-4	0.0000	0.00	0.0000	0.0000	0.0000	0.0000
8.244	1016-5	0.0000	0.00	0.0000	0.0000	0.0000	0.0000
11.037	1260-1	0.0000	0.00	0.0000	0.0000	0.0000	0.0000
11.837	1260-2	0.0000	0.00	0.0000	0.0000	0.0000	0.0000
12.129	1260-3	0.0000	0.00	0.0000	0.0000	0.0000	0.0000
12.336	1260-4	0.0000	0.00	0.0000	0.0000	0.0000	0.0000
12.527	1260-5	14.9931	14296.56	37.4826	14.9931	5.9972	2.9986
16.081	DCBP SURR	70.1108	2251243.36	175.2770	70.1108	28.0443	14.0222
		261.7398	6615649.28				

Client Id: BB-2/S-1

Software Version: 4.1<1L22>
Date: 7/14/2017 08:28 AM
Sample Name : 54991 2x cu
Data File : E:\TC2017\ECD29\07-JUL\713B025.RAW Date: 7/13/2017 05:36 PM
Sequence File: E:\TC2017\ECD29\07-JUL\PCB_SEQ.SEQ Cycle: 260 Channel : B
Instrument : AUTO_ECD29 Rack/Vial: 0/0 Operator:
Sample Amount : 1.0000 Dilution Factor : 1.00

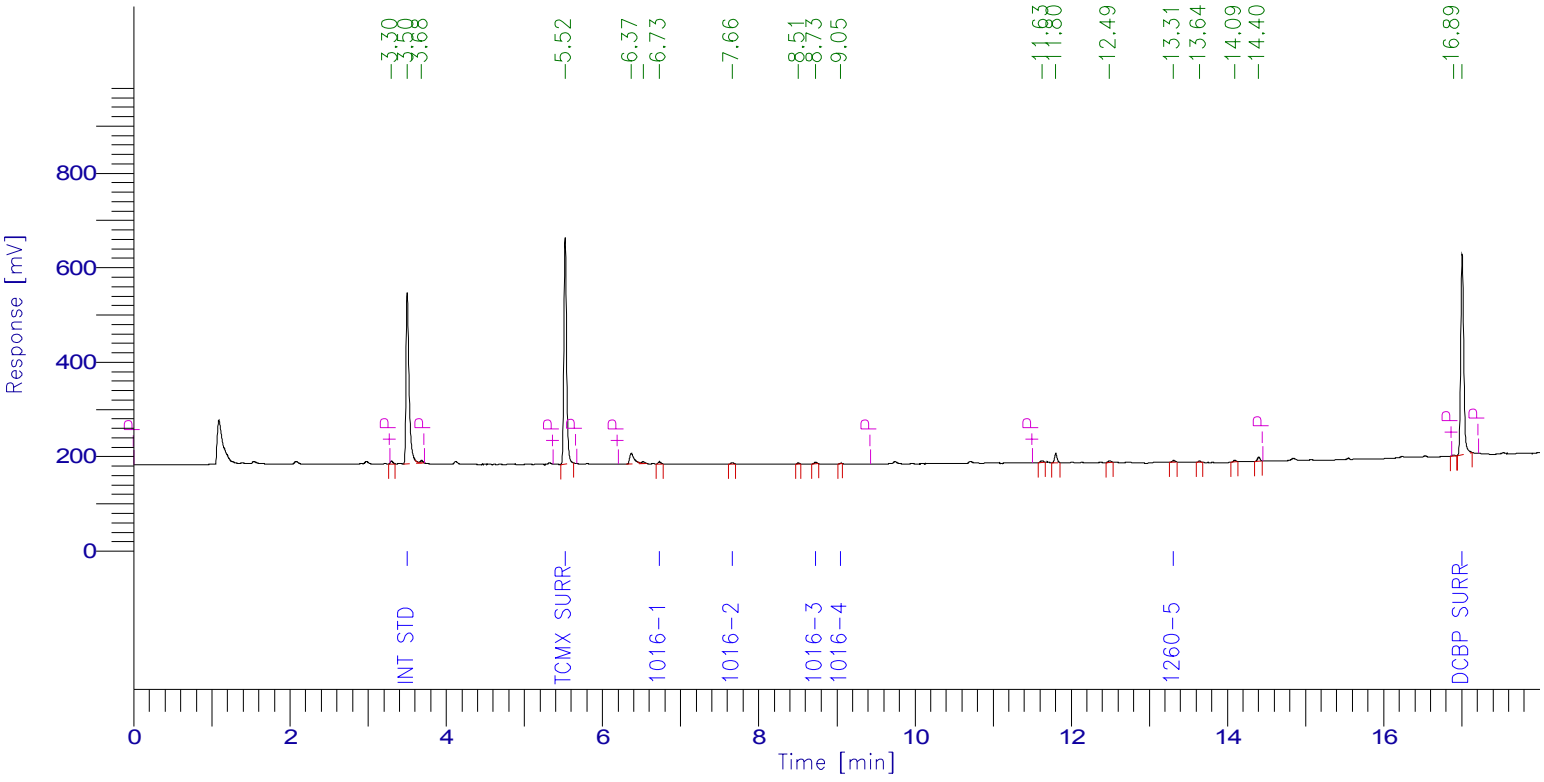

PCB Report

Time [min]	Component Name	Raw Amount	Area [µV·s]	Surrogate SM/WM	Surrogate QC / SL	Spike Rec Soils (%)	Spike Rec Water (%)
3.501	Int Std	100.0000	1002457.92	250.0000	100.0000	40.0000	20.0000
5.521	TCMX SURR	75.4735	1170186.08	188.6837	75.4735	30.1894	15.0947
6.727	1016-1	23.7501	9847.68	59.3752	23.7501	9.5000	4.7500
7.660	1016-2	9.2434	7377.12	23.1085	9.2434	3.6974	1.8487
8.726	1016-3	12.6898	8306.40	31.7245	12.6898	5.0759	2.5380
9.050	1016-4	7.0233	2777.20	17.5581	7.0233	2.8093	1.4047
9.150	1016-5	0.0000	0.00	0.0000	0.0000	0.0000	0.0000
11.959	1260-1	0.0000	0.00	0.0000	0.0000	0.0000	0.0000
12.319	1260-2	0.0000	0.00	0.0000	0.0000	0.0000	0.0000
13.039	1260-3	0.0000	0.00	0.0000	0.0000	0.0000	0.0000
13.133	1260-4	0.0000	0.00	0.0000	0.0000	0.0000	0.0000
13.310	1260-5	21.6424	9464.00	54.1059	21.6424	8.6569	4.3285
17.003	DCBP SURR	84.5819	1119311.84	211.4549	84.5819	33.8328	16.9164
		334.4043	3329728.24				

1D

PCB ORGANICS ANALYSIS DATA SHEET

CLIENT SAMPLE NO.

BB-3/S-1

Lab Name: Phoenix Environmental Client: NETC

Lab Code: Phoenix Instr: ECD29 Column.: RTX-440 0.32 SDG No.: GBY54991

Matrix: (soil/water) SOIL Lab Sample ID: BY54992

Sample wt/vol: 15.05 (g/mL) g Lab File ID: 713A026_1

% Moisture: 14 decanted: (Y/N) N Date Received: 07/07/17

Extraction: (SepF/Cont/ASE) 3545 Date Extracted: 07/12/17

Concentrated Extract Volume: 5000 (uL) Date Analyzed: 07/13/17

Injection Volume: 1 (ul) Dilution Factor: 2

CONCENTRATION UNITS:
(mg/L or mg/Kg) ug/Kg

CAS NO.	COMPOUND	CF	CONC	P/C	Q	MDL	PQL
12674-11-2	Aroclor-1016	MC	77	C	U	77	77
11104-28-2	Aroclor-1221	MC	77	C	U	77	77
11141-16-5	Aroclor-1232	MC	77	C	U	77	77
53469-21-9	Aroclor-1242	MC	77	C	U	77	77
12672-29-6	Aroclor-1248	MC	77	C	U	77	77
11097-69-1	Aroclor-1254	MC	180	P		77	77
11096-82-5	Aroclor-1260	MC	77	C	U	77	77
37324-23-5	Aroclor-1262	MC	77	C	U	77	77
11100-14-4	Aroclor-1268	MC	77	C	U	77	77
2051-24-3	Decachlorobiphenyl	1.614	80	C		%	%
877-09-8	Tetrachloro-m-xylene	1.548	95	C		%	%

11097-69-1 Sample Result Calc: ((231.098raw * 2df * 5fv) / (15.05wt-vol * 0.86%sol) = 180

Both channels need to have the compound detected for a concentration to be reported on either channel.
U1=Due to matrix interference and/or the presence of a large amount of non-target material, the reporting level for this compound has been elevated.
U2=The presence of this compound was not confirmed by the analyst based on the characteristic pattern matching of multi-component parameters, retention time, and/or peak shape.

P/C: P=Primary Result C=Confirmation Result X=Not Used CF=Calculated Calibration/Response Factor MC=Multi-Component

1D

PCB ORGANICS ANALYSIS DATA SHEET

CLIENT SAMPLE NO.

BB-3/S-1

Lab Name: Phoenix Environmental Client: NETC

Lab Code: Phoenix Instr: ECD29 Column.: Rxi-35sil ms 0.32 SDG No.: GBY54991

Matrix: (soil/water) SOIL Lab Sample ID: BY54992

Sample wt/vol: 15.05 (g/mL) g Lab File ID: 713B026_1

% Moisture: 14 decanted: (Y/N) N Date Received: 07/07/17

Extraction: (SepF/Cont/ASE) 3545 Date Extracted: 07/12/17

Concentrated Extract Volume: 5000 (uL) Date Analyzed: 07/13/17

Injection Volume: 1 (ul) Dilution Factor: 2

CONCENTRATION UNITS:
(mg/L or mg/Kg) ug/Kg

CAS NO.	COMPOUND	CF	CONC	P/C	Q	MDL	PQL
12674-11-2	Aroclor-1016	MC	77	P	U	77	77
11104-28-2	Aroclor-1221	MC	77	P	U	77	77
11141-16-5	Aroclor-1232	MC	77	P	U	77	77
53469-21-9	Aroclor-1242	MC	77	P	U	77	77
12672-29-6	Aroclor-1248	MC	77	P	U	77	77
11097-69-1	Aroclor-1254	MC	180	C		77	77
11096-82-5	Aroclor-1260	MC	77	P	U	77	77
37324-23-5	Aroclor-1262	MC	77	P	U	77	77
11100-14-4	Aroclor-1268	MC	77	P	U	77	77
2051-24-3	Decachlorobiphenyl	1.320	101	P		%	%
877-09-8	Tetrachloro-m-xylene	1.547	95	P		%	%

11097-69-1 Sample Result Calc: ((230.349raw * 2df * 5fv) / (15.05wt-vol * 0.86%sol) = 180

Both channels need to have the compound detected for a concentration to be reported on either channel.
U1=Due to matrix interference and/or the presence of a large amount of non-target material, the reporting level for this compound has been elevated.
U2=The presence of this compound was not confirmed by the analyst based on the characteristic pattern matching of multi-component parameters, retention time, and/or peak shape.

P/C: P=Primary Result C=Confirmation Result X=Not Used CF=Calculated Calibration/Response Factor MC=Multi-Component

CLIENT SAMPLE NO

BB-3/S-1

PCB IDENTIFICATION SUMMARY

Lab Name: Phoenix Environmental Labs Client: NETC

Lab Code: Phoenix Lab File ID: 713A026_1 | 713B026_1 SDG No.: GBY54991

Lab SampleID: BY54992 Instrument ID: ECD29 Date Analyzed: 7/13/17 18:00

GC Column(A): RTX-440 ID: 0.32 (mm) GC Column(B): Rxi-35sil ms ID: 0.32 (mm)

ANALYTE	COL	RT	RT WINDOW FROM	RT WINDOW TO	CALCULATED CONC	CF	%RPD	*
Aroclor 1254-1	A	9.49	9.44	9.54	180	0.055	NA	
	B	10.49	10.43	10.53	160	0.067		
Aroclor 1254-2	A	10.01	9.95	10.05	180	0.069	NA	
	B	10.79	10.74	10.84	160	0.073		
Aroclor 1254-3	A	10.71	10.66	10.76	190	0.092	NA	
	B	11.70	11.64	11.74	190	0.108		
Aroclor 1254-4	A	11.33	11.27	11.37	170	0.082	NA	
	B	12.13	12.08	12.18	200	0.064		
Aroclor 1254-5	A	11.66	11.60	11.70	180	0.077	NA	
	B	13.09	13.04	13.14	190	0.105		
Aroclor-1254	A				180		0.0	
	B				180			

%RPD must be less than or equal to 40% (*) Criteria exceeded.

NC - (No Criteria) %RPD is not calculated when either result is less than 2 times the reporting level.

CF = Calculated Calibration/Response Factor

FORM X PCB

Client Id: BB-3/S-1

Software Version: 4.1<1L22>
Date: 7/14/2017 08:26 AM
Sample Name : 54992 2x cu
Data File : E:\TC2017\ECD29\07-JUL\713A026.RAW Date: 7/13/2017 06:00 PM
Sequence File: E:\TC2017\ECD29\07-JUL\PCB_SEQ.SEQ Cycle: 261 Channel : A
Instrument : AUTO_ECD29 Rack/Vial: 0/0 Operator:
Sample Amount : 1.0000 Dilution Factor : 1.00

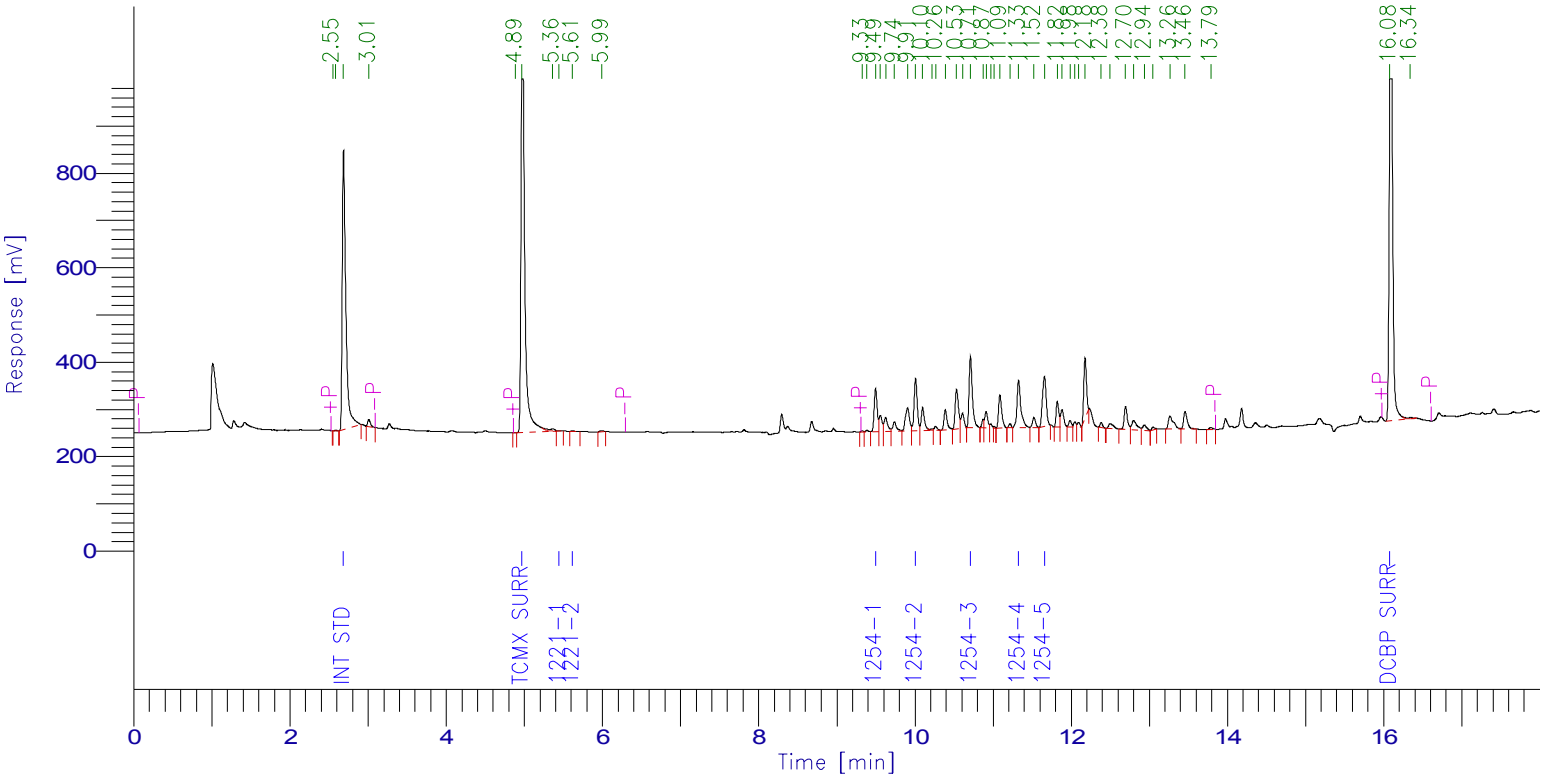

PCB Report

Time [min]	Component Name	Raw Amount	Area [µV·s]	Surrogate SM/WM	Surrogate QC / SL	Spike Rec Soils (%)	Spike Rec Water (%)
2.685	Int Std	100.0000	1938632.32	250.0000	100.0000	40.0000	20.0000
4.967	TCMX SURR	94.8398	2846695.90	237.0994	94.8398	37.9359	18.9680
5.446	1221-1	6.5324	3481.38	16.3309	6.5324	2.6130	1.3065
5.614	1221-2	11.6725	3757.28	29.1812	11.6725	4.6690	2.3345
5.858	1221-3	0.0000	0.00	0.0000	0.0000	0.0000	0.0000
9.494	1254-1	228.7973	245418.41	571.9933	228.7973	91.5189	45.7595
10.008	1254-2	229.8395	307425.17	574.5988	229.8395	91.9358	45.9679
10.710	1254-3	239.7043	427328.96	599.2608	239.7043	95.8817	47.9409
11.325	1254-4	221.8744	354150.43	554.6861	221.8744	88.7498	44.3749
11.656	1254-5	235.2759	351570.88	588.1897	235.2759	94.1104	47.0552
16.079	DCBP SURR	79.5669	2489611.28	198.9173	79.5669	31.8268	15.9134
		1448.1030	8968072.02				

Client Id: BB-3/S-1

Software Version: 4.1<1L22>
Date: 7/14/2017 08:28 AM
Sample Name : 54992 2x cu
Data File : E:\TC2017\ECD29\07-JUL\713B026.RAW Date: 7/13/2017 06:00 PM
Sequence File: E:\TC2017\ECD29\07-JUL\PCB_SEQ.SEQ Cycle: 261 Channel : B
Instrument : AUTO_ECD29 Rack/Vial: 0/0 Operator:
Sample Amount : 1.0000 Dilution Factor : 1.00

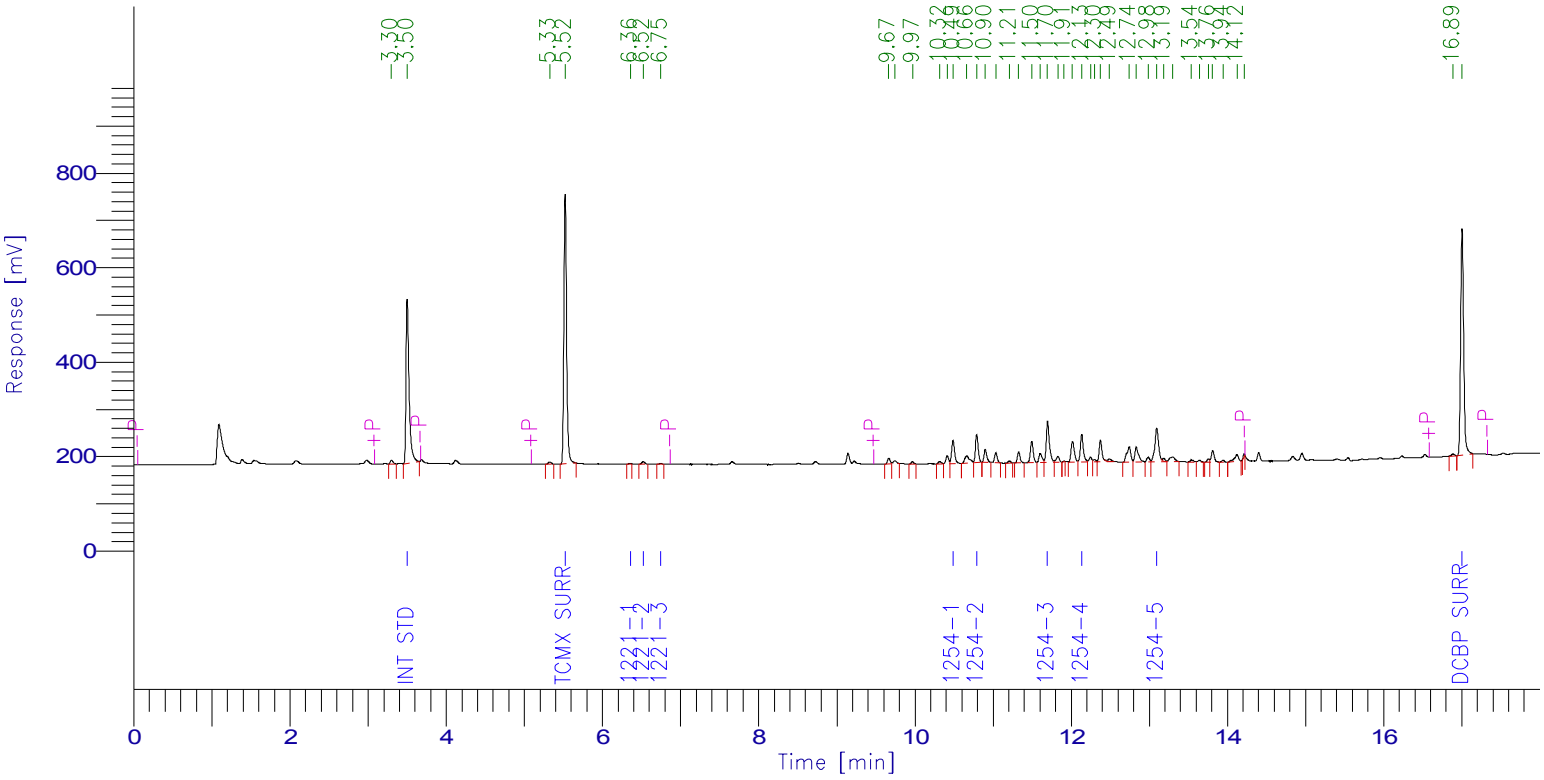

PCB Report

Time [min]	Component Name	Raw Amount	Area [µV·s]	Surrogate SM/WM	Surrogate QC / SL	Spike Rec Soils (%)	Spike Rec Water (%)
3.500	Int Std	100.0000	955340.00	250.0000	100.0000	40.0000	20.0000
5.521	TCMX SURR	94.9342	1402680.00	237.3355	94.9342	37.9737	18.9868
6.358	1221-1	8.8809	1753.76	22.2023	8.8809	3.5524	1.7762
6.521	1221-2	85.9618	15678.08	214.9046	85.9618	34.3847	17.1924
6.745	1221-3	6.0808	4167.84	15.2021	6.0808	2.4323	1.2162
10.487	1254-1	200.6972	129067.84	501.7430	200.6972	80.2789	40.1394
10.790	1254-2	212.2724	147136.98	530.6811	212.2724	84.9090	42.4545
11.697	1254-3	242.2086	249479.25	605.5215	242.2086	96.8834	48.4417
12.134	1254-4	255.7614	156921.53	639.4034	255.7614	102.3046	51.1523
13.094	1254-5	240.8035	241279.03	602.0087	240.8035	96.3214	48.1607
17.002	DCBP SURR	100.9571	1273214.24	252.3926	100.9571	40.3828	20.1914
		1548.5579	4576718.55				

1D

PCB ORGANICS ANALYSIS DATA SHEET

CLIENT SAMPLE NO.

DB-2/S-1

Lab Name: Phoenix Environmental Client: NETC

Lab Code: Phoenix Instr: ECD29 Column.: RTX-440 0.32 SDG No.: GBY54991

Matrix: (soil/water) SOIL Lab Sample ID: BY54993

Sample wt/vol: 15.39 (g/mL) g Lab File ID: 713A027

% Moisture: 12 decanted: (Y/N) N Date Received: 07/07/17

Extraction: (SepF/Cont/ASE) 3545 Date Extracted: 07/12/17

Concentrated Extract Volume: 5000 (uL) Date Analyzed: 07/13/17

Injection Volume: 1 (ul) Dilution Factor: 2

CONCENTRATION UNITS:
(mg/L or mg/Kg) ug/Kg

CAS NO.	COMPOUND	CF	CONC	P/C	Q	MDL	PQL
12674-11-2	Aroclor-1016	MC	74	C	U	74	74
11104-28-2	Aroclor-1221	MC	74	C	U	74	74
11141-16-5	Aroclor-1232	MC	74	C	U	74	74
53469-21-9	Aroclor-1242	MC	74	C	U	74	74
12672-29-6	Aroclor-1248	MC	74	C	U	74	74
11097-69-1	Aroclor-1254	MC	74	C	U	74	74
11096-82-5	Aroclor-1260	MC	74	C	U	74	74
37324-23-5	Aroclor-1262	MC	74	C	U	74	74
11100-14-4	Aroclor-1268	MC	74	C	U	74	74
2051-24-3	Decachlorobiphenyl	1.614	76	C		%	%
877-09-8	Tetrachloro-m-xylene	1.548	86	C		%	%

11100-14-4 Sample PQL Calc: (100raw * 2df * 5fv) / (15.39wt-vol * 0.88%sol) = 74

Both channels need to have the compound detected for a concentration to be reported on either channel.
U1=Due to matrix interference and/or the presence of a large amount of non-target material, the reporting level for this compound has been elevated.
U2=The presence of this compound was not confirmed by the analyst based on the characteristic pattern matching of multi-component parameters, retention time, and/or peak shape.

P/C: P=Primary Result C=Confirmation Result X=Not Used CF=Calculated Calibration/Response Factor MC=Multi-Component

1D

PCB ORGANICS ANALYSIS DATA SHEET

CLIENT SAMPLE NO.

DB-2/S-1

Lab Name: Phoenix Environmental Client: NETC

Lab Code: Phoenix Instr: ECD29 Column.: Rxi-35sil ms 0.32 SDG No.: GBY54991

Matrix: (soil/water) SOIL Lab Sample ID: BY54993

Sample wt/vol: 15.39 (g/mL) g Lab File ID: 713B027

% Moisture: 12 decanted: (Y/N) N Date Received: 07/07/17

Extraction: (SepF/Cont/ASE) 3545 Date Extracted: 07/12/17

Concentrated Extract Volume: 5000 (uL) Date Analyzed: 07/13/17

Injection Volume: 1 (ul) Dilution Factor: 2

CONCENTRATION UNITS:
(mg/L or mg/Kg) ug/Kg

CAS NO.	COMPOUND	CF	CONC	P/C	Q	MDL	PQL
12674-11-2	Aroclor-1016	MC	74	P	U	74	74
11104-28-2	Aroclor-1221	MC	74	P	U	74	74
11141-16-5	Aroclor-1232	MC	74	P	U	74	74
53469-21-9	Aroclor-1242	MC	74	P	U	74	74
12672-29-6	Aroclor-1248	MC	74	P	U	74	74
11097-69-1	Aroclor-1254	MC	74	P	U	74	74
11096-82-5	Aroclor-1260	MC	74	P	U	74	74
37324-23-5	Aroclor-1262	MC	74	P	U	74	74
11100-14-4	Aroclor-1268	MC	74	P	U	74	74
2051-24-3	Decachlorobiphenyl	1.320	94	P		%	%
877-09-8	Tetrachloro-m-xylene	1.547	88	P		%	%

11100-14-4 Sample PQL Calc: (100raw * 2df * 5fv) / (15.39wt-vol * 0.88%sol) = 74

Both channels need to have the compound detected for a concentration to be reported on either channel.
U1=Due to matrix interference and/or the presence of a large amount of non-target material, the reporting level for this compound has been elevated.
U2=The presence of this compound was not confirmed by the analyst based on the characteristic pattern matching of multi-component parameters, retention time, and/or peak shape.

P/C: P=Primary Result C=Confirmation Result X=Not Used CF=Calculated Calibration/Response Factor MC=Multi-Component

Client Id: DB-2/S-1

Software Version: 4.1<1L22>
Date: 7/14/2017 08:26 AM
Sample Name : 54993 2x cu
Data File : E:\TC2017\ECD29\07-JUL\713A027.RAW Date: 7/13/2017 06:23 PM
Sequence File: E:\TC2017\ECD29\07-JUL\PCB_SEQ.SEQ Cycle: 262 Channel : A
Instrument : AUTO_ECD29 Rack/Vial: 0/0 Operator:
Sample Amount : 1.0000 Dilution Factor : 1.00

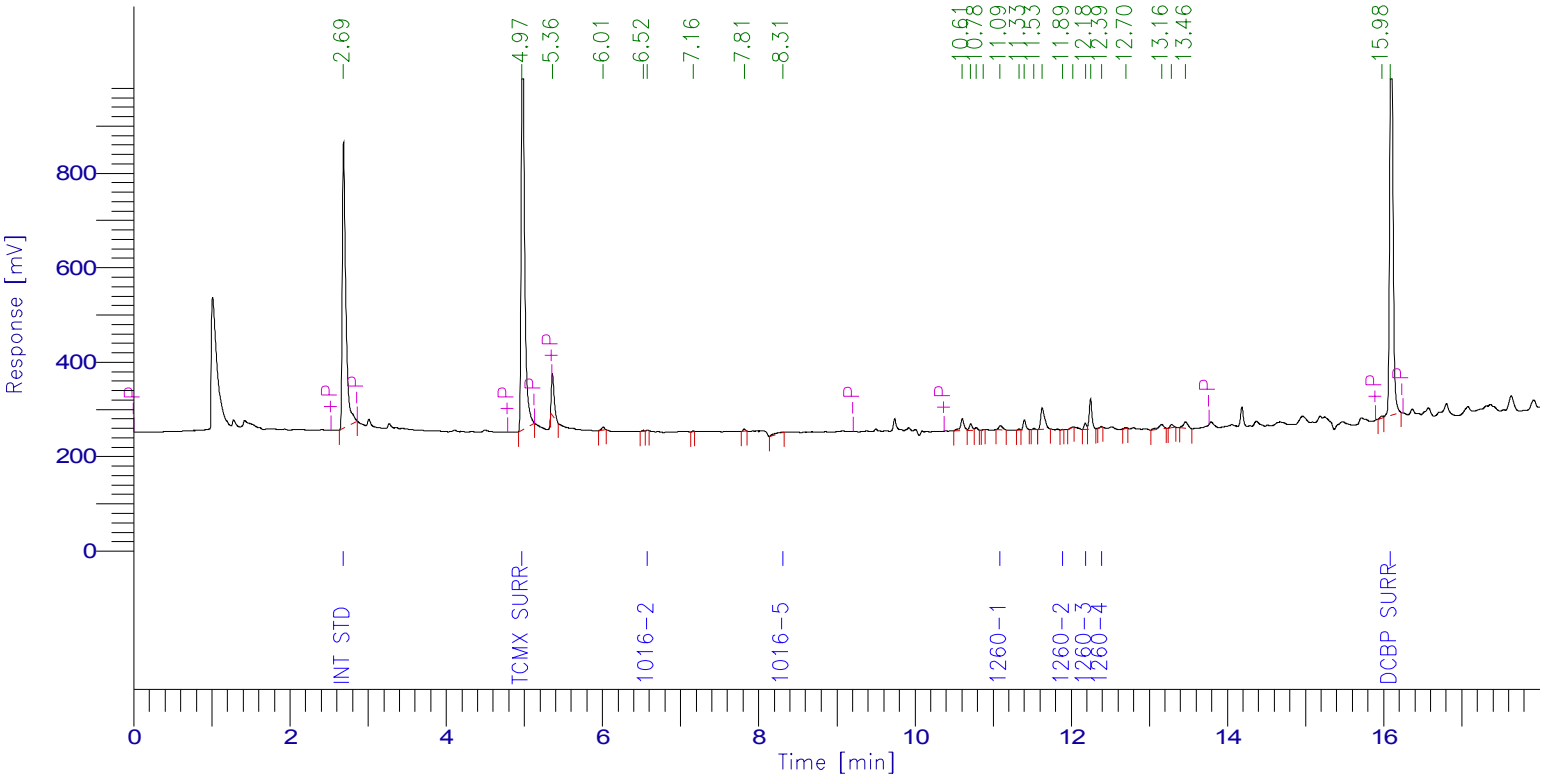

PCB Report

Time [min]	Component Name	Raw Amount	Area [µV·s]	Surrogate SM/WM	Surrogate QC / SL	Spike Rec Soils (%)	Spike Rec Water (%)
2.685	Int Std	100.0000	1942423.04	250.0000	100.0000	40.0000	20.0000
4.967	TCMX SURR	85.8485	2581928.72	214.6213	85.8485	34.3394	17.1697
5.816	1016-1	0.0000	0.00	0.0000	0.0000	0.0000	0.0000
6.574	1016-2	5.0431	4269.03	12.6077	5.0431	2.0172	1.0086
7.629	1016-3	0.0000	0.00	0.0000	0.0000	0.0000	0.0000
7.946	1016-4	0.0000	0.00	0.0000	0.0000	0.0000	0.0000
8.306	1016-5	28.0723	18576.00	70.1807	28.0723	11.2289	5.6145
11.090	1260-1	16.4699	29829.04	41.1747	16.4699	6.5880	3.2940
11.888	1260-2	1.4915	1688.80	3.7286	1.4915	0.5966	0.2983
12.181	1260-3	11.4869	29050.55	28.7174	11.4869	4.5948	2.2974
12.386	1260-4	2.4292	3951.52	6.0730	2.4292	0.9717	0.4858
12.445	1260-5	0.0000	0.00	0.0000	0.0000	0.0000	0.0000
16.084	DCBP SURR	76.2165	2389445.58	190.5412	76.2165	30.4866	15.2433
		327.0578	7001162.29				

Client Id: DB-2/S-1

Software Version: 4.1<1L22>
Date: 7/14/2017 08:28 AM
Sample Name : 54993 2x cu
Data File : E:\TC2017\ECD29\07-JUL\713B027.RAW Date: 7/13/2017 06:23 PM
Sequence File: E:\TC2017\ECD29\07-JUL\PCB_SEQ.SEQ Cycle: 262 Channel : B
Instrument : AUTO_ECD29 Rack/Vial: 0/0 Operator:
Sample Amount : 1.0000 Dilution Factor : 1.00

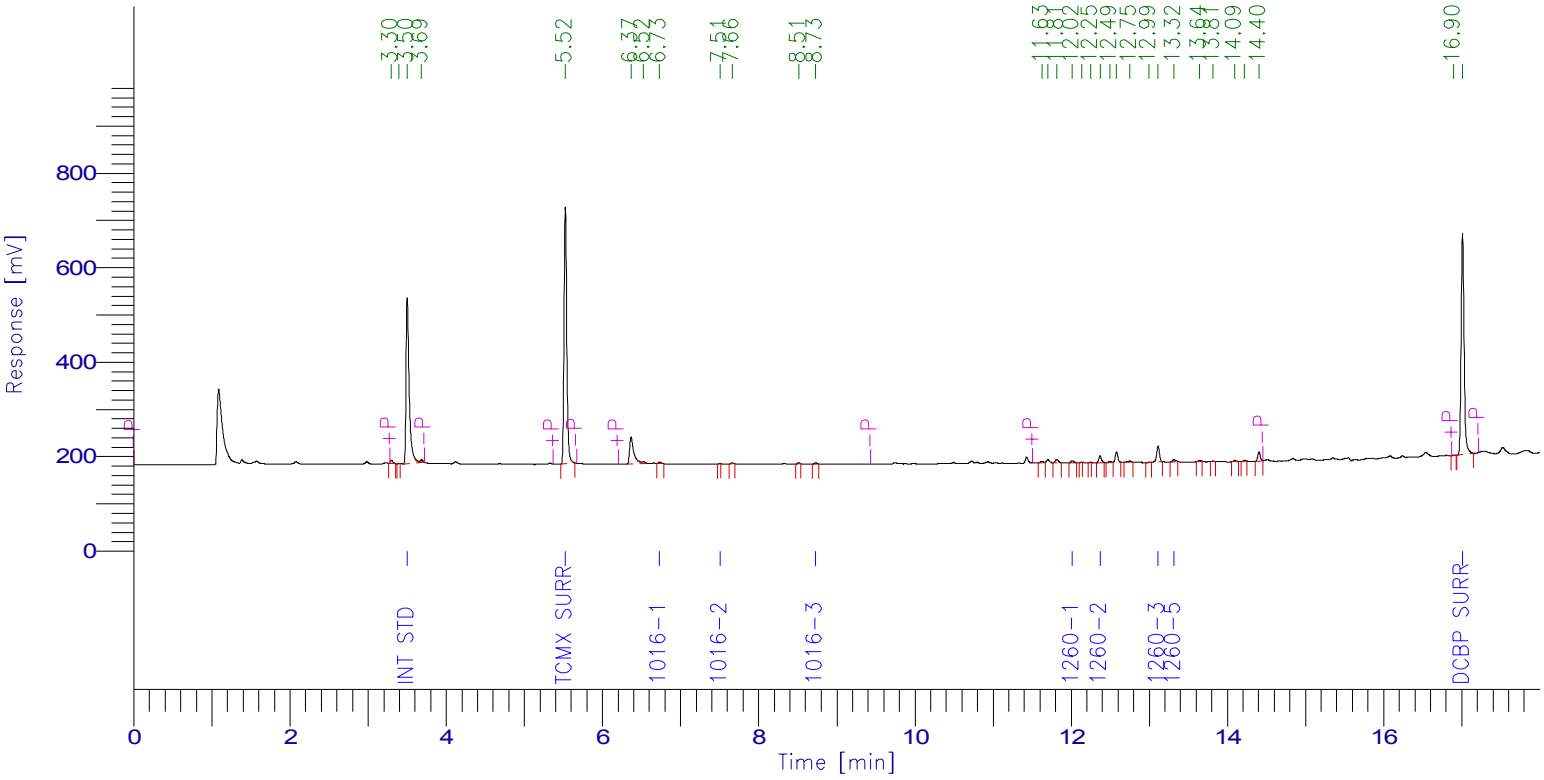

PCB Report

Time [min]	Component Name	Raw Amount	Area [µV·s]	Surrogate SM/WM	Surrogate QC / SL	Spike Rec Soils (%)	Spike Rec Water (%)
3.501	Int Std	100.0000	988280.96	250.0000	100.0000	40.0000	20.0000
5.523	TCMX SURR	87.8713	1343141.60	219.6782	87.8713	35.1485	17.5743
6.730	1016-1	21.9490	8972.16	54.8724	21.9490	8.7796	4.3898
7.506	1016-2	1.3102	1030.88	3.2755	1.3102	0.5241	0.2620
8.730	1016-3	9.5093	6136.48	23.7731	9.5093	3.8037	1.9019
9.003	1016-4	0.0000	0.00	0.0000	0.0000	0.0000	0.0000
9.150	1016-5	0.0000	0.00	0.0000	0.0000	0.0000	0.0000
12.016	1260-1	12.7948	11227.52	31.9870	12.7948	5.1179	2.5590
12.369	1260-2	34.6980	34390.56	86.7451	34.6980	13.8792	6.9396
13.111	1260-3	75.9972	84892.96	189.9930	75.9972	30.3989	15.1994
13.133	1260-4	0.0000	0.00	0.0000	0.0000	0.0000	0.0000
13.316	1260-5	25.3691	10936.80	63.4229	25.3691	10.1477	5.0738
17.008	DCBP SURR	94.1426	1228213.68	235.3565	94.1426	37.6570	18.8285
		463.6415	3717223.60				

1D

PCB ORGANICS ANALYSIS DATA SHEET

CLIENT SAMPLE NO.

DB-1/S-2

Lab Name: Phoenix Environmental Client: NETC

Lab Code: Phoenix Instr: ECD29 Column.: RTX-440 0.32 SDG No.: GBY54991

Matrix: (soil/water) SOIL Lab Sample ID: BY54994

Sample wt/vol: 15.07 (g/mL) g Lab File ID: 713A028

% Moisture: 24 decanted: (Y/N) N Date Received: 07/07/17

Extraction: (SepF/Cont/ASE) 3545 Date Extracted: 07/12/17

Concentrated Extract Volume: 5000 (uL) Date Analyzed: 07/13/17

Injection Volume: 1 (ul) Dilution Factor: 2

CONCENTRATION UNITS:
(mg/L or mg/Kg) ug/Kg

CAS NO.	COMPOUND	CF	CONC	P/C	Q	MDL	PQL
12674-11-2	Aroclor-1016	MC	87	C	U	87	87
11104-28-2	Aroclor-1221	MC	87	C	U	87	87
11141-16-5	Aroclor-1232	MC	87	C	U	87	87
53469-21-9	Aroclor-1242	MC	87	C	U	87	87
12672-29-6	Aroclor-1248	MC	87	C	U	87	87
11097-69-1	Aroclor-1254	MC	87	C	U	87	87
11096-82-5	Aroclor-1260	MC	87	C	U	87	87
37324-23-5	Aroclor-1262	MC	87	C	U	87	87
11100-14-4	Aroclor-1268	MC	87	C	U	87	87
2051-24-3	Decachlorobiphenyl	1.614	69	C		%	%
877-09-8	Tetrachloro-m-xylene	1.548	77	C		%	%

11100-14-4 Sample PQL Calc: (100raw * 2df * 5fv) / (15.07wt-vol * 0.76%sol) = 87

Both channels need to have the compound detected for a concentration to be reported on either channel.
U1=Due to matrix interference and/or the presence of a large amount of non-target material, the reporting level for this compound has been elevated.
U2=The presence of this compound was not confirmed by the analyst based on the characteristic pattern matching of multi-component parameters, retention time, and/or peak shape.

P/C: P=Primary Result C=Confirmation Result X=Not Used CF=Calculated Calibration/Response Factor MC=Multi-Component

1D

PCB ORGANICS ANALYSIS DATA SHEET

CLIENT SAMPLE NO.

DB-1/S-2

Lab Name: Phoenix Environmental Client: NETC

Lab Code: Phoenix Instr: ECD29 Column.: Rxi-35sil ms 0.32 SDG No.: GBY54991

Matrix: (soil/water) SOIL Lab Sample ID: BY54994

Sample wt/vol: 15.07 (g/mL) g Lab File ID: 713B028

% Moisture: 24 decanted: (Y/N) N Date Received: 07/07/17

Extraction: (SepF/Cont/ASE) 3545 Date Extracted: 07/12/17

Concentrated Extract Volume: 5000 (uL) Date Analyzed: 07/13/17

Injection Volume: 1 (ul) Dilution Factor: 2

CONCENTRATION UNITS:
(mg/L or mg/Kg) ug/Kg

CAS NO.	COMPOUND	CF	CONC	P/C	Q	MDL	PQL
12674-11-2	Aroclor-1016	MC	87	P	U	87	87
11104-28-2	Aroclor-1221	MC	87	P	U	87	87
11141-16-5	Aroclor-1232	MC	87	P	U	87	87
53469-21-9	Aroclor-1242	MC	87	P	U	87	87
12672-29-6	Aroclor-1248	MC	87	P	U	87	87
11097-69-1	Aroclor-1254	MC	87	P	U	87	87
11096-82-5	Aroclor-1260	MC	87	P	U	87	87
37324-23-5	Aroclor-1262	MC	87	P	U	87	87
11100-14-4	Aroclor-1268	MC	87	P	U	87	87
2051-24-3	Decachlorobiphenyl	1.320	78	P		%	%
877-09-8	Tetrachloro-m-xylene	1.547	73	P		%	%

11100-14-4 Sample PQL Calc: (100raw * 2df * 5fv) / (15.07wt-vol * 0.76%sol) = 87

Both channels need to have the compound detected for a concentration to be reported on either channel.
U1=Due to matrix interference and/or the presence of a large amount of non-target material, the reporting level for this compound has been elevated.
U2=The presence of this compound was not confirmed by the analyst based on the characteristic pattern matching of multi-component parameters, retention time, and/or peak shape.

P/C: P=Primary Result C=Confirmation Result X=Not Used CF=Calculated Calibration/Response Factor MC=Multi-Component

Client Id: DB-1/S-2

Software Version: 4.1<1L22>
Date: 7/14/2017 08:26 AM
Sample Name : 54494 2x cu
Data File : E:\TC2017\ECD29\07-JUL\713A028.RAW Date: 7/13/2017 06:46 PM
Sequence File: E:\TC2017\ECD29\07-JUL\PCB_SEQ.SEQ Cycle: 263 Channel : A
Instrument : AUTO_ECD29 Rack/Vial: 0/0 Operator:
Sample Amount : 1.0000 Dilution Factor : 1.00

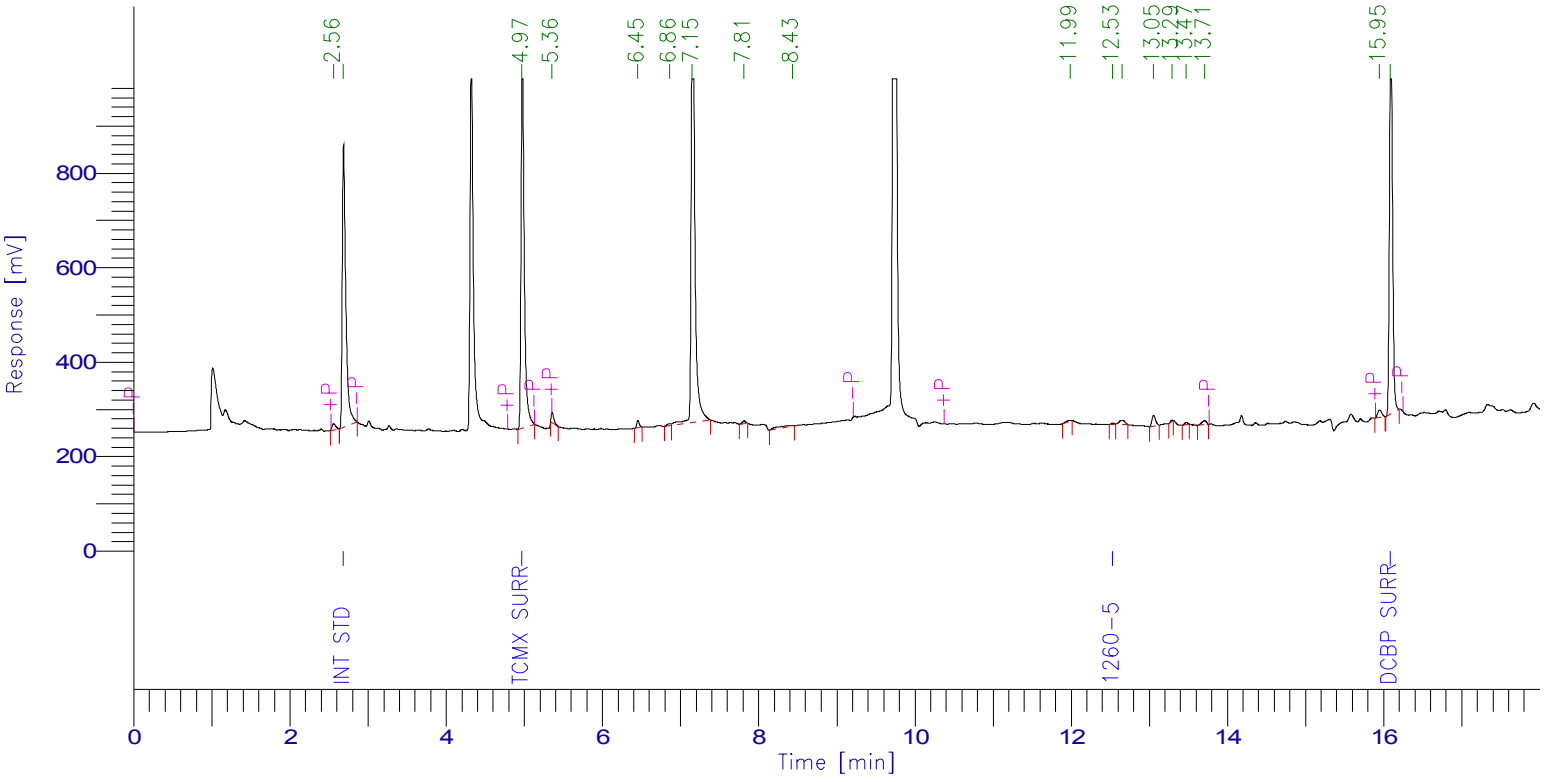

PCB Report

Time [min]	Component Name	Raw Amount	Area [µV·s]	Surrogate SM/WM	Surrogate QC / SL	Spike Rec Soils (%)	Spike Rec Water (%)
2.685	Int Std	100.0000	1924171.04	250.0000	100.0000	40.0000	20.0000
4.969	TCMX SURR	76.5579	2280874.00	191.3947	76.5579	30.6232	15.3116
5.816	1016-1	0.0000	0.00	0.0000	0.0000	0.0000	0.0000
6.588	1016-2	0.0000	0.00	0.0000	0.0000	0.0000	0.0000
7.629	1016-3	0.0000	0.00	0.0000	0.0000	0.0000	0.0000
7.946	1016-4	0.0000	0.00	0.0000	0.0000	0.0000	0.0000
8.244	1016-5	0.0000	0.00	0.0000	0.0000	0.0000	0.0000
11.037	1260-1	0.0000	0.00	0.0000	0.0000	0.0000	0.0000
11.837	1260-2	0.0000	0.00	0.0000	0.0000	0.0000	0.0000
12.129	1260-3	0.0000	0.00	0.0000	0.0000	0.0000	0.0000
12.336	1260-4	0.0000	0.00	0.0000	0.0000	0.0000	0.0000
12.531	1260-5	10.6011	9776.95	26.5028	10.6011	4.2404	2.1202
16.084	DCBP SURR	68.5347	2128426.24	171.3368	68.5347	27.4139	13.7069
		255.6937	6343248.23				

Client Id: DB-1/S-2

Software Version: 4.1<1L22>
Date: 7/14/2017 08:28 AM
Sample Name : 54494 2x cu
Data File : E:\TC2017\ECD29\07-JUL\713B028.RAW Date: 7/13/2017 06:46 PM
Sequence File: E:\TC2017\ECD29\07-JUL\PCB_SEQ.SEQ Cycle: 263 Channel : B
Instrument : AUTO_ECD29 Rack/Vial: 0/0 Operator:
Sample Amount : 1.0000 Dilution Factor : 1.00

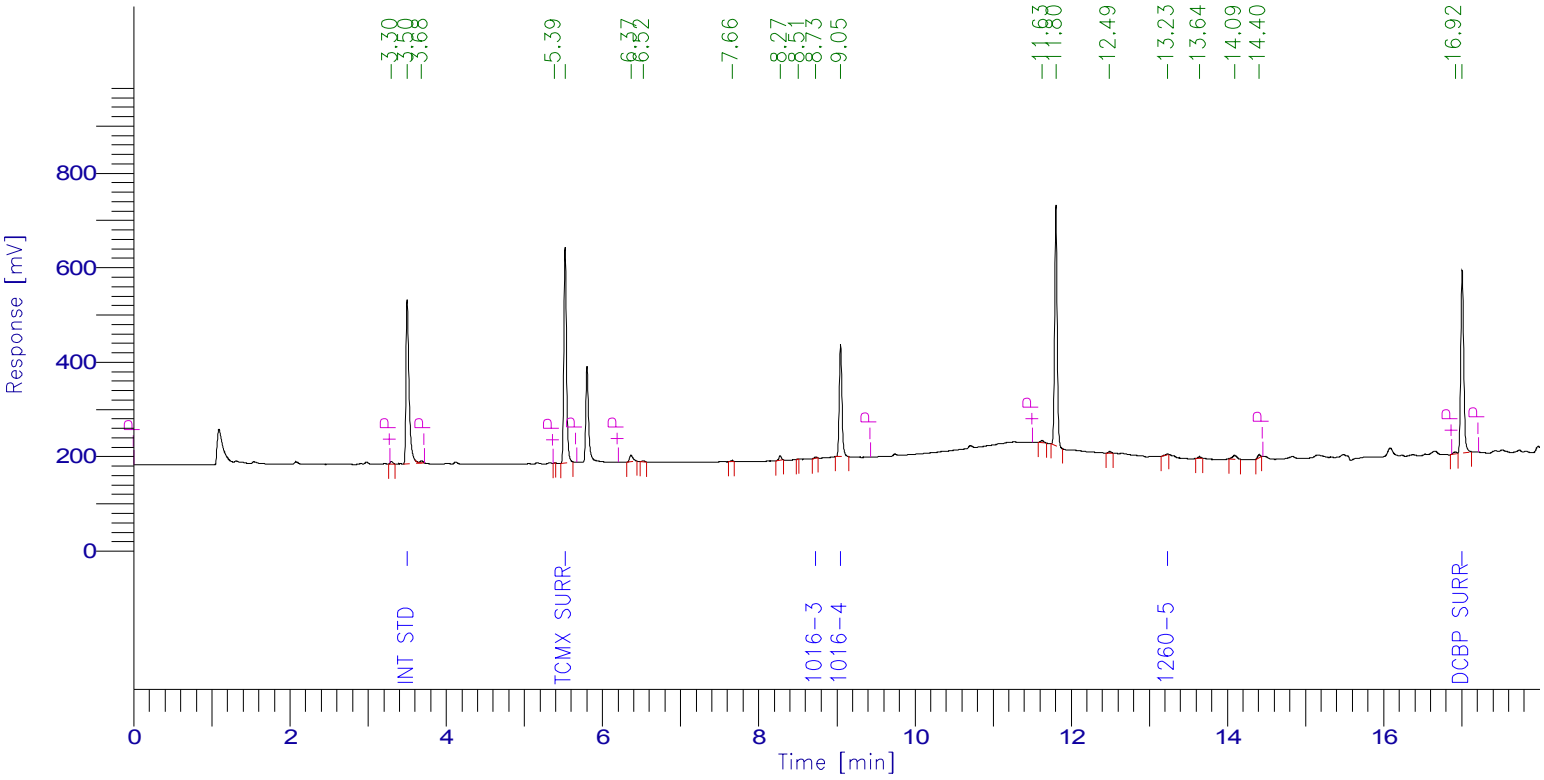

PCB Report

Time [min]	Component Name	Raw Amount	Area [µV·s]	Surrogate SM/WM	Surrogate QC / SL	Spike Rec Soils (%)	Spike Rec Water (%)
3.500	Int Std	100.0000	972258.56	250.0000	100.0000	40.0000	20.0000
5.520	TCMX SURR	72.8295	1095175.92	182.0739	72.8295	29.1318	14.5659
6.711	1016-1	0.0000	0.00	0.0000	0.0000	0.0000	0.0000
7.552	1016-2	0.0000	0.00	0.0000	0.0000	0.0000	0.0000
8.728	1016-3	10.8344	6878.24	27.0859	10.8344	4.3337	2.1669
9.046	1016-4	1494.7150	573247.92	3736.7876	1494.7150	597.8860	298.9430
9.150	1016-5	0.0000	0.00	0.0000	0.0000	0.0000	0.0000
11.959	1260-1	0.0000	0.00	0.0000	0.0000	0.0000	0.0000
12.319	1260-2	0.0000	0.00	0.0000	0.0000	0.0000	0.0000
13.039	1260-3	0.0000	0.00	0.0000	0.0000	0.0000	0.0000
13.133	1260-4	0.0000	0.00	0.0000	0.0000	0.0000	0.0000
13.234	1260-5	7.2929	3093.04	18.2322	7.2929	2.9172	1.4586
17.003	DCBP SURR	77.8987	999813.74	194.7467	77.8987	31.1595	15.5797
		1763.5705	3650467.42				

1D

PCB ORGANICS ANALYSIS DATA SHEET

CLIENT SAMPLE NO.

USB-1/S-1

Lab Name: Phoenix Environmental Client: NETC

Lab Code: Phoenix Instr: ECD24 Column.: RTX-440 0.32 SDG No.: GBY54991

Matrix: (soil/water) SOIL Lab Sample ID: BY54995

Sample wt/vol: 15.35 (g/mL) g Lab File ID: 714A013

% Moisture: 15 decanted: (Y/N) N Date Received: 07/07/17

Extraction: (SepF/Cont/ASE) 3545 Date Extracted: 07/12/17

Concentrated Extract Volume: 5000 (uL) Date Analyzed: 07/14/17

Injection Volume: 1 (ul) Dilution Factor: 2

CONCENTRATION UNITS:
(mg/L or mg/Kg) ug/Kg

CAS NO.	COMPOUND	CF	CONC	P/C	Q	MDL	PQL
12674-11-2	Aroclor-1016	MC	77	C	U	77	77
11104-28-2	Aroclor-1221	MC	77	C	U	77	77
11141-16-5	Aroclor-1232	MC	77	C	U	77	77
53469-21-9	Aroclor-1242	MC	77	C	U	77	77
12672-29-6	Aroclor-1248	MC	77	C	U	77	77
11097-69-1	Aroclor-1254	MC	77	C	U	77	77
11096-82-5	Aroclor-1260	MC	77	C	U	77	77
37324-23-5	Aroclor-1262	MC	77	C	U	77	77
11100-14-4	Aroclor-1268	MC	77	C	U	77	77
2051-24-3	Decachlorobiphenyl	1.663	98	C		%	%
877-09-8	Tetrachloro-m-xylene	1.184	90	C		%	%

11100-14-4 Sample PQL Calc: (100raw * 2df * 5fv) / (15.35wt-vol * 0.85%sol) = 77

Both channels need to have the compound detected for a concentration to be reported on either channel.
U1=Due to matrix interference and/or the presence of a large amount of non-target material, the reporting level for this compound has been elevated.
U2=The presence of this compound was not confirmed by the analyst based on the characteristic pattern matching of multi-component parameters, retention time, and/or peak shape.

P/C: P=Primary Result C=Confirmation Result X=Not Used CF=Calculated Calibration/Response Factor MC=Multi-Component

1D

PCB ORGANICS ANALYSIS DATA SHEET

CLIENT SAMPLE NO.

USB-1/S-1

Lab Name: Phoenix Environmental Client: NETC

Lab Code: Phoenix Instr: ECD24 Column.: CLP 0.32 SDG No.: GBY54991

Matrix: (soil/water) SOIL Lab Sample ID: BY54995

Sample wt/vol: 15.35 (g/mL) g Lab File ID: 714B013

% Moisture: 15 decanted: (Y/N) N Date Received: 07/07/17

Extraction: (SepF/Cont/ASE) 3545 Date Extracted: 07/12/17

Concentrated Extract Volume: 5000 (uL) Date Analyzed: 07/14/17

Injection Volume: 1 (ul) Dilution Factor: 2

CONCENTRATION UNITS:
(mg/L or mg/Kg) ug/Kg

CAS NO.	COMPOUND	CF	CONC	P/C	Q	MDL	PQL
12674-11-2	Aroclor-1016	MC	77	P	U	77	77
11104-28-2	Aroclor-1221	MC	77	P	U	77	77
11141-16-5	Aroclor-1232	MC	77	P	U	77	77
53469-21-9	Aroclor-1242	MC	77	P	U	77	77
12672-29-6	Aroclor-1248	MC	77	P	U	77	77
11097-69-1	Aroclor-1254	MC	77	P	U	77	77
11096-82-5	Aroclor-1260	MC	77	P	U	77	77
37324-23-5	Aroclor-1262	MC	77	P	U	77	77
11100-14-4	Aroclor-1268	MC	77	P	U	77	77
2051-24-3	Decachlorobiphenyl	1.937	60	P		%	%
877-09-8	Tetrachloro-m-xylene	1.159	78	P		%	%

11100-14-4 Sample PQL Calc: (100raw * 2df * 5fv) / (15.35wt-vol * 0.85%sol) = 77

Both channels need to have the compound detected for a concentration to be reported on either channel.
U1=Due to matrix interference and/or the presence of a large amount of non-target material, the reporting level for this compound has been elevated.
U2=The presence of this compound was not confirmed by the analyst based on the characteristic pattern matching of multi-component parameters, retention time, and/or peak shape.

P/C: P=Primary Result C=Confirmation Result X=Not Used CF=Calculated Calibration/Response Factor MC=Multi-Component

Client Id: USB-1/S-1

Software Version: 4.1<1L22>
Date: 7/14/2017 01:09 PM
Sample Name : 54995 2x
Data File : E:\TC2017\ECD24\07-JUL\714A013.RAW Date: 7/14/2017 12:42 PM
Sequence File: E:\TC2017\ECD24\07-JUL\PCB.SEQ Cycle: 412 Channel : A
Instrument : AUTO_ECD24 Rack/Vial: 0/0 Operator:
Sample Amount : 1.0000 Dilution Factor : 1.00

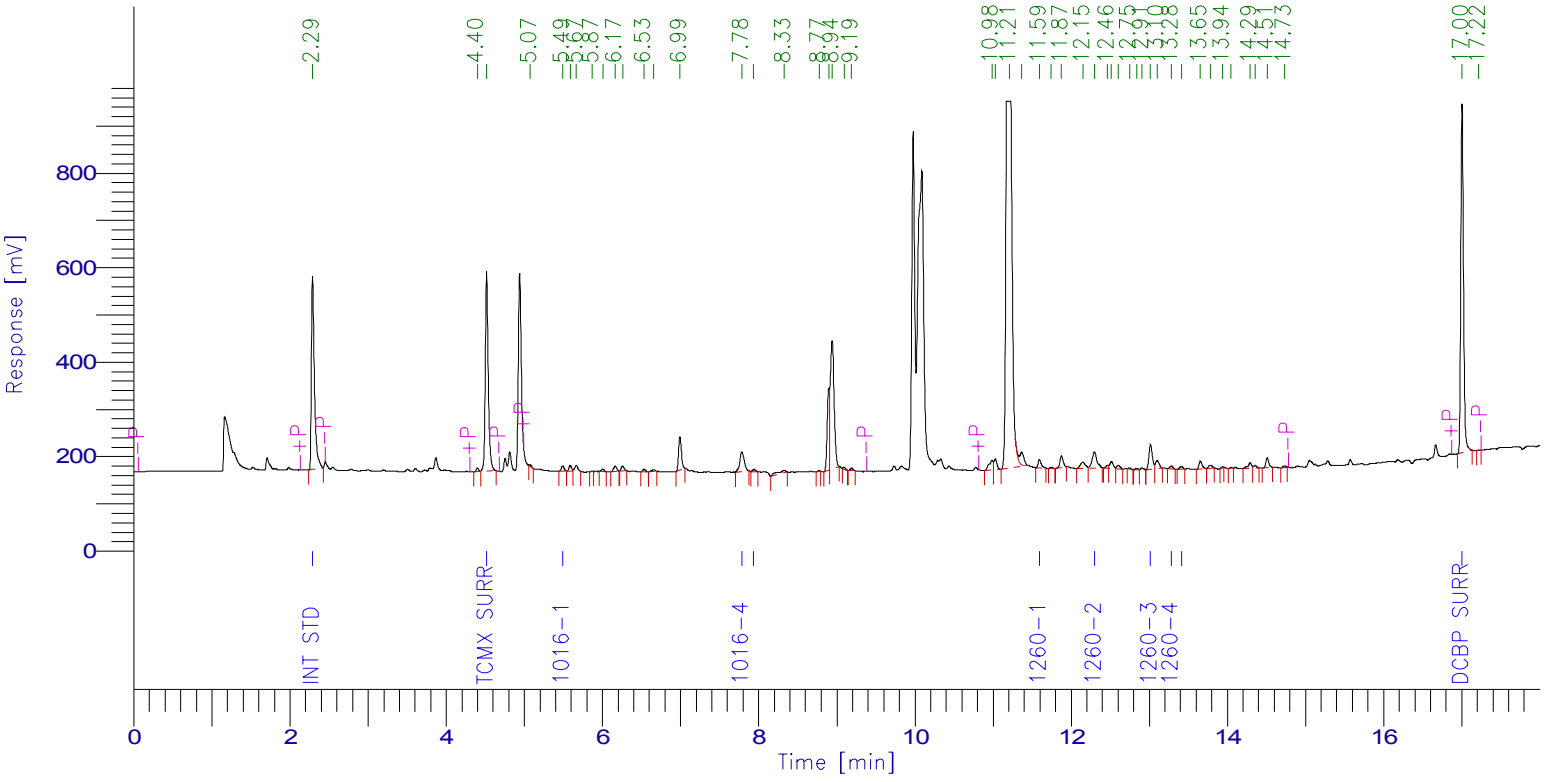

PCB Report

Time [min]	Component Name	Raw Amount	Area [µV·s]	Surrogate SM/WM	Surrogate QC / SL	Spike Rec Soils (%)	Spike Rec Water (%)
2.288	Int Std	100.0000	1079705.28	250.0000	100.0000	40.0000	20.0000
4.516	TCMX SURR	89.5834	1145365.34	223.9585	89.5834	35.8334	17.9167
5.490	1016-1	88.2746	25770.56	220.6864	88.2746	35.3098	17.6549
6.367	1016-2	0.0000	0.00	0.0000	0.0000	0.0000	0.0000
7.582	1016-3	0.0000	0.00	0.0000	0.0000	0.0000	0.0000
7.783	1016-4	337.9159	164597.92	844.7898	337.9159	135.1664	67.5832
7.937	1016-5	32.0527	12084.00	80.1319	32.0527	12.8211	6.4105
11.593	1260-1	77.0266	50639.76	192.5666	77.0266	30.8107	15.4053
12.298	1260-2	108.1665	139649.57	270.4163	108.1665	43.2666	21.6333
13.014	1260-3	123.1541	156421.63	307.8851	123.1541	49.2616	24.6308
13.281	1260-4	17.8678	17855.68	44.6694	17.8678	7.1471	3.5736
13.409	1260-5	31.5070	16042.88	78.7674	31.5070	12.6028	6.3014
17.001	DCBP SURR	97.5057	1750744.80	243.7643	97.5057	39.0023	19.5011
		1103.0543	4558877.41				

Client Id: USB-1/S-1

Software Version: 4.1<1L22>
Date: 7/14/2017 01:09 PM
Sample Name : 54995 2x
Data File : E:\TC2017\ECD24\07-JUL\714B013.RAW Date: 7/14/2017 12:42 PM
Sequence File: E:\TC2017\ECD24\07-JUL\PCB.SEQ Cycle: 412 Channel : B
Instrument : AUTO_ECD24 Rack/Vial: 0/0 Operator:
Sample Amount : 1.0000 Dilution Factor : 1.00

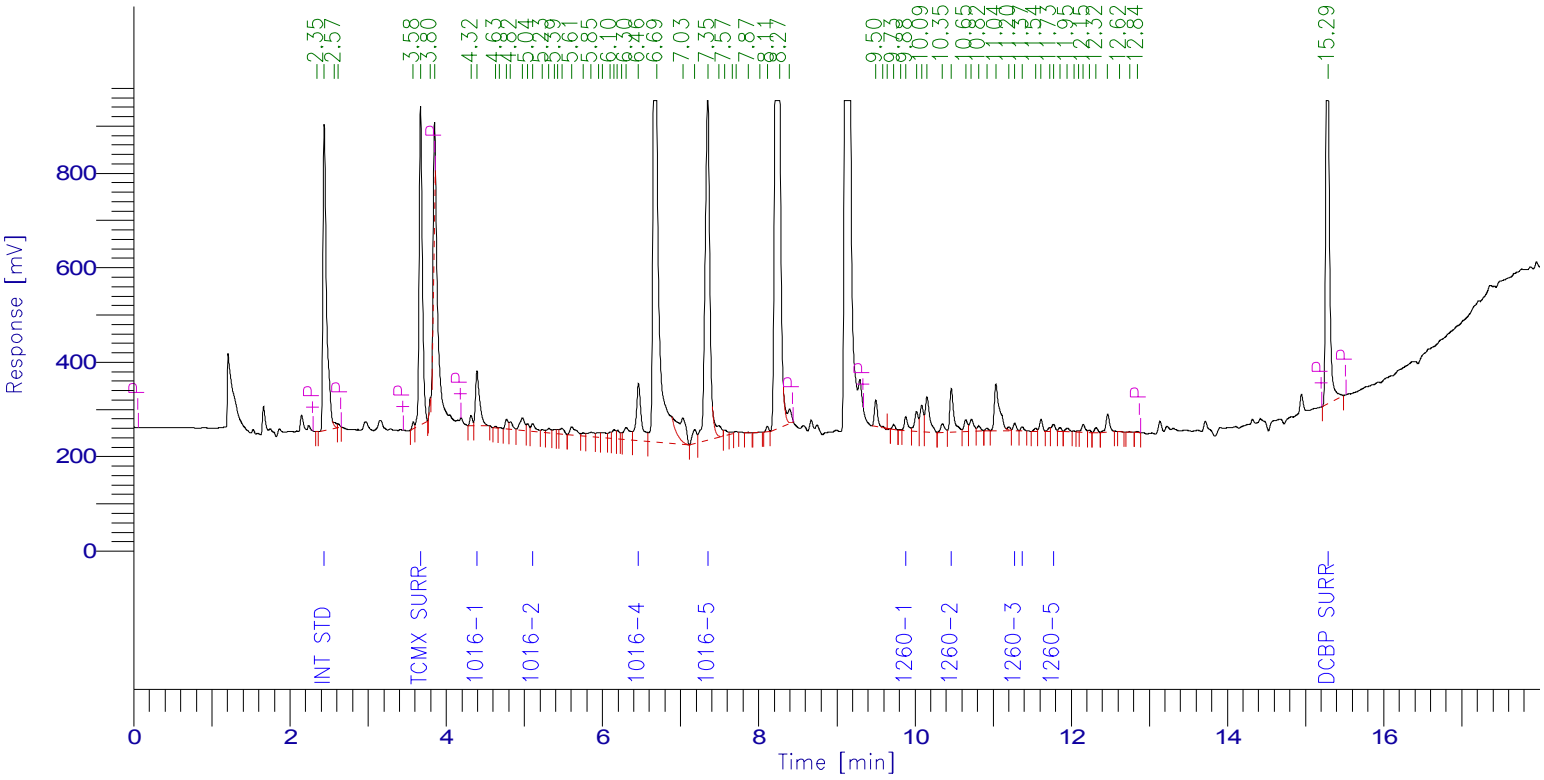

PCB Report

Time [min]	Component Name	Raw Amount	Area [µV·s]	Surrogate SM/WM	Surrogate QC / SL	Spike Rec Soils (%)	Spike Rec Water (%)
2.437	Int Std	100.0000	2099918.99	250.0000	100.0000	40.0000	20.0000
3.671	TCMX SURR	78.2649	1905522.55	195.6623	78.2649	31.3060	15.6530
4.393	1016-1	792.8281	434873.54	1982.0702	792.8281	317.1312	158.5656
5.106	1016-2	76.6327	69001.83	191.5817	76.6327	30.6531	15.3265
6.405	1016-3	0.0000	0.00	0.0000	0.0000	0.0000	0.0000
6.461	1016-4	895.9259	567630.27	2239.8147	895.9259	358.3704	179.1852
7.348	1016-5	5126.3079	3103615.11	12815.7698	5126.3079	2050.5232	1025.2616
9.882	1260-1	67.9748	93469.00	169.9370	67.9748	27.1899	13.5950
10.466	1260-2	106.3410	322633.80	265.8525	106.3410	42.5364	21.2682
11.276	1260-3	15.1808	40215.40	37.9521	15.1808	6.0723	3.0362
11.372	1260-4	13.2458	20814.17	33.1146	13.2458	5.2983	2.6492
11.771	1260-5	20.8160	46726.44	52.0400	20.8160	8.3264	4.1632
15.289	DCBP SURR	59.8660	2434974.08	149.6651	59.8660	23.9464	11.9732
		7353.3840	11139395.18				

1D

PCB ORGANICS ANALYSIS DATA SHEET

CLIENT SAMPLE NO.

USB-1/S-3

Lab Name: Phoenix Environmental Client: NETC

Lab Code: Phoenix Instr: ECD29 Column.: RTX-440 0.32 SDG No.: GBY54991

Matrix: (soil/water) SOIL Lab Sample ID: BY54996

Sample wt/vol: 15.1 (g/mL) g Lab File ID: 713A023

% Moisture: 20 decanted: (Y/N) N Date Received: 07/07/17

Extraction: (SepF/Cont/ASE) 3545 Date Extracted: 07/12/17

Concentrated Extract Volume: 5000 (uL) Date Analyzed: 07/13/17

Injection Volume: 1 (ul) Dilution Factor: 2

CONCENTRATION UNITS:
(mg/L or mg/Kg) ug/Kg

CAS NO.	COMPOUND	CF	CONC	P/C	Q	MDL	PQL
12674-11-2	Aroclor-1016	MC	83	C	U	83	83
11104-28-2	Aroclor-1221	MC	83	C	U	83	83
11141-16-5	Aroclor-1232	MC	83	C	U	83	83
53469-21-9	Aroclor-1242	MC	83	C	U	83	83
12672-29-6	Aroclor-1248	MC	83	C	U	83	83
11097-69-1	Aroclor-1254	MC	83	C	U	83	83
11096-82-5	Aroclor-1260	MC	83	C	U	83	83
37324-23-5	Aroclor-1262	MC	83	C	U	83	83
11100-14-4	Aroclor-1268	MC	83	C	U	83	83
2051-24-3	Decachlorobiphenyl	1.614	73	C		%	%
877-09-8	Tetrachloro-m-xylene	1.548	84	C		%	%

11100-14-4 Sample PQL Calc: (100raw * 2df * 5fv) / (15.10wt-vol * 0.80%sol) = 83

Both channels need to have the compound detected for a concentration to be reported on either channel.
U1=Due to matrix interference and/or the presence of a large amount of non-target material, the reporting level for this compound has been elevated.
U2=The presence of this compound was not confirmed by the analyst based on the characteristic pattern matching of multi-component parameters, retention time, and/or peak shape.

P/C: P=Primary Result C=Confirmation Result X=Not Used CF=Calculated Calibration/Response Factor MC=Multi-Component

1D

PCB ORGANICS ANALYSIS DATA SHEET

CLIENT SAMPLE NO.

USB-1/S-3

Lab Name: Phoenix Environmental Client: NETC

Lab Code: Phoenix Instr: ECD29 Column.: Rxi-35sil ms 0.32 SDG No.: GBY54991

Matrix: (soil/water) SOIL Lab Sample ID: BY54996

Sample wt/vol: 15.1 (g/mL) g Lab File ID: 713B023

% Moisture: 20 decanted: (Y/N) N Date Received: 07/07/17

Extraction: (SepF/Cont/ASE) 3545 Date Extracted: 07/12/17

Concentrated Extract Volume: 5000 (uL) Date Analyzed: 07/13/17

Injection Volume: 1 (ul) Dilution Factor: 2

CONCENTRATION UNITS:
(mg/L or mg/Kg) ug/Kg

CAS NO.	COMPOUND	CF	CONC	P/C	Q	MDL	PQL
12674-11-2	Aroclor-1016	MC	83	P	U	83	83
11104-28-2	Aroclor-1221	MC	83	P	U	83	83
11141-16-5	Aroclor-1232	MC	83	P	U	83	83
53469-21-9	Aroclor-1242	MC	83	P	U	83	83
12672-29-6	Aroclor-1248	MC	83	P	U	83	83
11097-69-1	Aroclor-1254	MC	83	P	U	83	83
11096-82-5	Aroclor-1260	MC	83	P	U	83	83
37324-23-5	Aroclor-1262	MC	83	P	U	83	83
11100-14-4	Aroclor-1268	MC	83	P	U	83	83
2051-24-3	Decachlorobiphenyl	1.320	94	P		%	%
877-09-8	Tetrachloro-m-xylene	1.547	90	P		%	%

11100-14-4 Sample PQL Calc: (100raw * 2df * 5fv) / (15.10wt-vol * 0.80%sol) = 83

Both channels need to have the compound detected for a concentration to be reported on either channel.
U1=Due to matrix interference and/or the presence of a large amount of non-target material, the reporting level for this compound has been elevated.
U2=The presence of this compound was not confirmed by the analyst based on the characteristic pattern matching of multi-component parameters, retention time, and/or peak shape.

P/C: P=Primary Result C=Confirmation Result X=Not Used CF=Calculated Calibration/Response Factor MC=Multi-Component

Client Id: USB-1/S-3

Software Version: 4.1<1L22>
Date: 7/14/2017 08:26 AM
Sample Name : 54996 2x cu
Data File : E:\TC2017\ECD29\07-JUL\713A023.RAW Date: 7/13/2017 04:49 PM
Sequence File: E:\TC2017\ECD29\07-JUL\PCB_SEQ.SEQ Cycle: 258 Channel : A
Instrument : AUTO_ECD29 Rack/Vial: 0/0 Operator:
Sample Amount : 1.0000 Dilution Factor : 1.00

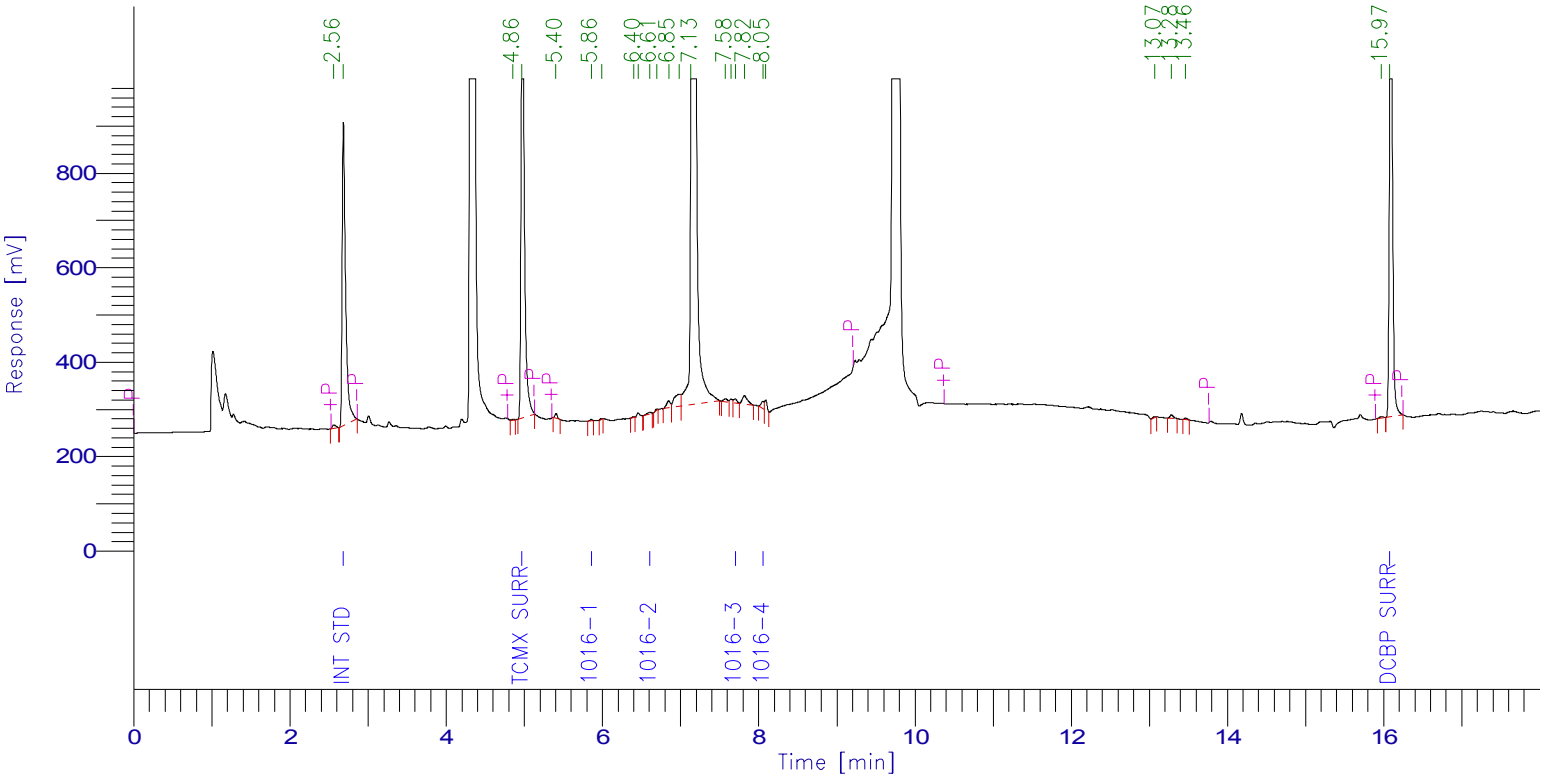

PCB Report

Time [min]	Component Name	Raw Amount	Area [µV·s]	Surrogate SM/WM	Surrogate QC / SL	Spike Rec Soils (%)	Spike Rec Water (%)
2.683	Int Std	100.0000	2021477.36	250.0000	100.0000	40.0000	20.0000
4.964	TCMX SURR	84.0931	2632065.60	210.2327	84.0931	33.6372	16.8186
5.856	1016-1	7.9522	5133.76	19.8805	7.9522	3.1809	1.5904
6.606	1016-2	15.9330	14036.40	39.8325	15.9330	6.3732	3.1866
7.699	1016-3	8.6894	25218.62	21.7235	8.6894	3.4758	1.7379
8.052	1016-4	46.9688	40525.80	117.4219	46.9688	18.7875	9.3938
8.244	1016-5	0.0000	0.00	0.0000	0.0000	0.0000	0.0000
11.037	1260-1	0.0000	0.00	0.0000	0.0000	0.0000	0.0000
11.837	1260-2	0.0000	0.00	0.0000	0.0000	0.0000	0.0000
12.129	1260-3	0.0000	0.00	0.0000	0.0000	0.0000	0.0000
12.336	1260-4	0.0000	0.00	0.0000	0.0000	0.0000	0.0000
12.445	1260-5	0.0000	0.00	0.0000	0.0000	0.0000	0.0000
16.079	DCBP SURR	73.3122	2391934.88	183.2804	73.3122	29.3249	14.6624
		336.9486	7130392.43				

Client Id: USB-1/S-3

Software Version: 4.1<1L22>
Date: 7/14/2017 08:28 AM
Sample Name : 54996 2x cu
Data File : E:\TC2017\ECD29\07-JUL\713B023.RAW Date: 7/13/2017 04:49 PM
Sequence File: E:\TC2017\ECD29\07-JUL\PCB_SEQ.SEQ Cycle: 258 Channel : B
Instrument : AUTO_ECD29 Rack/Vial: 0/0 Operator:
Sample Amount : 1.0000 Dilution Factor : 1.00

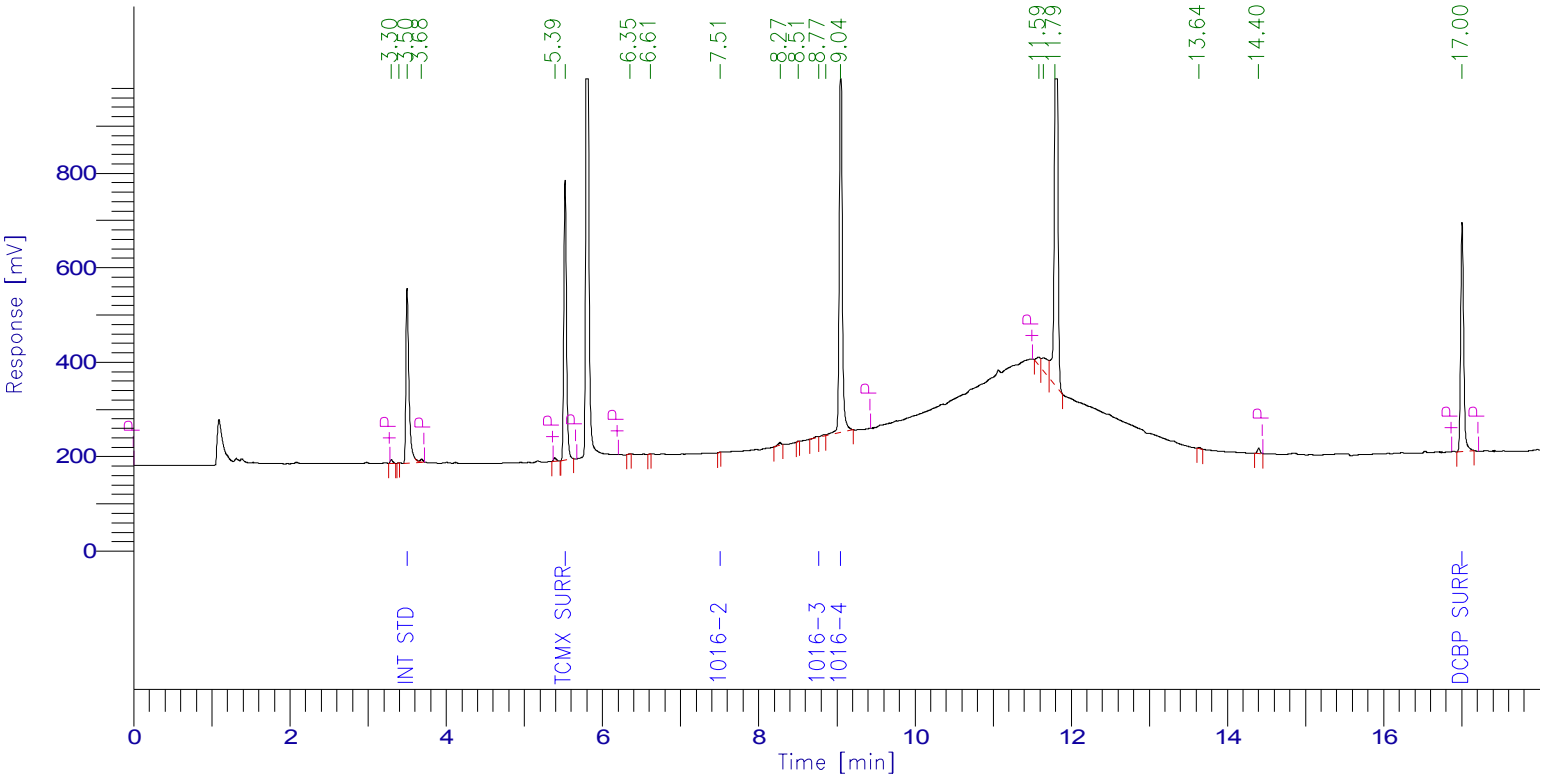

PCB Report

Time [min]	Component Name	Raw Amount	Area [µV·s]	Surrogate SM/WM	Surrogate QC / SL	Spike Rec Soils (%)	Spike Rec Water (%)
3.499	Int Std	100.0000	1027357.44	250.0000	100.0000	40.0000	20.0000
5.520	TCMX SURR	89.9730	1429645.68	224.9326	89.9730	35.9892	17.9946
6.711	1016-1	0.0000	0.00	0.0000	0.0000	0.0000	0.0000
7.506	1016-2	1.4750	1206.40	3.6874	1.4750	0.5900	0.2950
8.768	1016-3	12.4492	8351.35	31.1231	12.4492	4.9797	2.4898
9.044	1016-4	5245.9697	2125933.42	13114.9243	5245.9697	2098.3879	1049.1939
9.150	1016-5	0.0000	0.00	0.0000	0.0000	0.0000	0.0000
11.959	1260-1	0.0000	0.00	0.0000	0.0000	0.0000	0.0000
12.319	1260-2	0.0000	0.00	0.0000	0.0000	0.0000	0.0000
13.039	1260-3	0.0000	0.00	0.0000	0.0000	0.0000	0.0000
13.133	1260-4	0.0000	0.00	0.0000	0.0000	0.0000	0.0000
13.240	1260-5	0.0000	0.00	0.0000	0.0000	0.0000	0.0000
17.002	DCBP SURR	94.0162	1275063.20	235.0406	94.0162	37.6065	18.8032
		5543.8832	5867557.49				

1D

PCB ORGANICS ANALYSIS DATA SHEET

CLIENT SAMPLE NO.

USB-2/S-2

Lab Name: Phoenix Environmental Client: NETC

Lab Code: Phoenix Instr: ECD29 Column.: RTX-440 0.32 SDG No.: GBY54991

Matrix: (soil/water) SOIL Lab Sample ID: BY54997

Sample wt/vol: 15.08 (g/mL) g Lab File ID: 713A031

% Moisture: 16 decanted: (Y/N) N Date Received: 07/07/17

Extraction: (SepF/Cont/ASE) 3545 Date Extracted: 07/12/17

Concentrated Extract Volume: 5000 (uL) Date Analyzed: 07/13/17

Injection Volume: 1 (ul) Dilution Factor: 2

CONCENTRATION UNITS:
(mg/L or mg/Kg) ug/Kg

CAS NO.	COMPOUND	CF	CONC	P/C	Q	MDL	PQL
12674-11-2	Aroclor-1016	MC	79	C	U	79	79
11104-28-2	Aroclor-1221	MC	79	C	U	79	79
11141-16-5	Aroclor-1232	MC	79	C	U	79	79
53469-21-9	Aroclor-1242	MC	79	C	U	79	79
12672-29-6	Aroclor-1248	MC	79	C	U	79	79
11097-69-1	Aroclor-1254	MC	79	C	U	79	79
11096-82-5	Aroclor-1260	MC	79	C	U	79	79
37324-23-5	Aroclor-1262	MC	79	C	U	79	79
11100-14-4	Aroclor-1268	MC	79	C	U	79	79
2051-24-3	Decachlorobiphenyl	1.614	70	C		%	%
877-09-8	Tetrachloro-m-xylene	1.548	79	C		%	%

11100-14-4 Sample PQL Calc: (100raw * 2df * 5fv) / (15.08wt-vol * 0.84%sol) = 79

Both channels need to have the compound detected for a concentration to be reported on either channel.
U1=Due to matrix interference and/or the presence of a large amount of non-target material, the reporting level for this compound has been elevated.
U2=The presence of this compound was not confirmed by the analyst based on the characteristic pattern matching of multi-component parameters, retention time, and/or peak shape.

P/C: P=Primary Result C=Confirmation Result X=Not Used CF=Calculated Calibration/Response Factor MC=Multi-Component

1D

PCB ORGANICS ANALYSIS DATA SHEET

CLIENT SAMPLE NO.

USB-2/S-2

Lab Name: Phoenix Environmental Client: NETC

Lab Code: Phoenix Instr: ECD29 Column.: Rxi-35sil ms 0.32 SDG No.: GBY54991

Matrix: (soil/water) SOIL Lab Sample ID: BY54997

Sample wt/vol: 15.08 (g/mL) g Lab File ID: 713B031

% Moisture: 16 decanted: (Y/N) N Date Received: 07/07/17

Extraction: (SepF/Cont/ASE) 3545 Date Extracted: 07/12/17

Concentrated Extract Volume: 5000 (uL) Date Analyzed: 07/13/17

Injection Volume: 1 (ul) Dilution Factor: 2

CONCENTRATION UNITS:
(mg/L or mg/Kg) ug/Kg

CAS NO.	COMPOUND	CF	CONC	P/C	Q	MDL	PQL
12674-11-2	Aroclor-1016	MC	79	P	U	79	79
11104-28-2	Aroclor-1221	MC	79	P	U	79	79
11141-16-5	Aroclor-1232	MC	79	P	U	79	79
53469-21-9	Aroclor-1242	MC	79	P	U	79	79
12672-29-6	Aroclor-1248	MC	79	P	U	79	79
11097-69-1	Aroclor-1254	MC	79	P	U	79	79
11096-82-5	Aroclor-1260	MC	79	P	U	79	79
37324-23-5	Aroclor-1262	MC	79	P	U	79	79
11100-14-4	Aroclor-1268	MC	79	P	U	79	79
2051-24-3	Decachlorobiphenyl	1.320	80	P		%	%
877-09-8	Tetrachloro-m-xylene	1.547	78	P		%	%

11100-14-4 Sample PQL Calc: (100raw * 2df * 5fv) / (15.08wt-vol * 0.84%sol) = 79

Both channels need to have the compound detected for a concentration to be reported on either channel.
U1=Due to matrix interference and/or the presence of a large amount of non-target material, the reporting level for this compound has been elevated.
U2=The presence of this compound was not confirmed by the analyst based on the characteristic pattern matching of multi-component parameters, retention time, and/or peak shape.

P/C: P=Primary Result C=Confirmation Result X=Not Used CF=Calculated Calibration/Response Factor MC=Multi-Component

Client Id: USB-2/S-2

Software Version: 4.1<1L22>
Date: 7/14/2017 08:26 AM
Sample Name : 54997 2x cu
Data File : E:\TC2017\ECD29\07-JUL\713A031.RAW Date: 7/13/2017 07:57 PM
Sequence File: E:\TC2017\ECD29\07-JUL\PCB_SEQ.SEQ Cycle: 266 Channel : A
Instrument : AUTO_ECD29 Rack/Vial: 0/0 Operator:
Sample Amount : 1.0000 Dilution Factor : 1.00

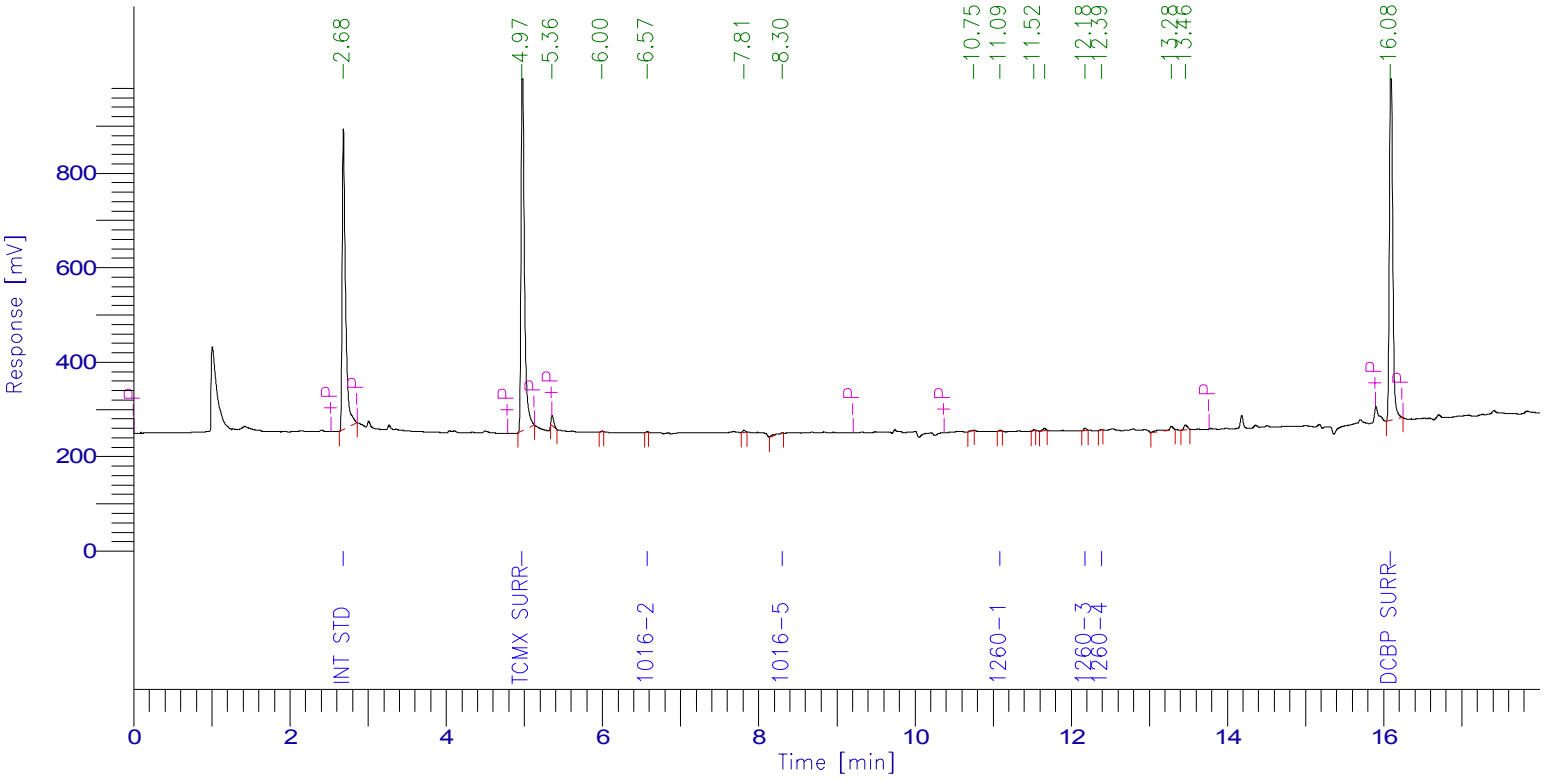

PCB Report

Time [min]	Component Name	Raw Amount	Area [µV·s]	Surrogate SM/WM	Surrogate QC / SL	Spike Rec Soils (%)	Spike Rec Water (%)
2.683	Int Std	100.0000	1947427.84	250.0000	100.0000	40.0000	20.0000
4.969	TCMX SURR	79.4233	2394842.56	198.5583	79.4233	31.7693	15.8847
5.816	1016-1	0.0000	0.00	0.0000	0.0000	0.0000	0.0000
6.573	1016-2	3.2414	2750.96	8.1035	3.2414	1.2966	0.6483
7.629	1016-3	0.0000	0.00	0.0000	0.0000	0.0000	0.0000
7.946	1016-4	0.0000	0.00	0.0000	0.0000	0.0000	0.0000
8.301	1016-5	22.6461	15024.00	56.6152	22.6461	9.0584	4.5292
11.087	1260-1	3.0833	5598.56	7.7081	3.0833	1.2333	0.6167
11.837	1260-2	0.0000	0.00	0.0000	0.0000	0.0000	0.0000
12.177	1260-3	4.4140	11191.68	11.0349	4.4140	1.7656	0.8828
12.386	1260-4	1.6288	2656.32	4.0720	1.6288	0.6515	0.3258
12.445	1260-5	0.0000	0.00	0.0000	0.0000	0.0000	0.0000
16.084	DCBP SURR	69.8897	2196742.48	174.7243	69.8897	27.9559	13.9779
		284.3265	6576234.40				

Client Id: USB-2/S-2

Software Version: 4.1<1L22>
Date: 7/14/2017 08:28 AM
Sample Name : 54997 2x cu
Data File : E:\TC2017\ECD29\07-JUL\713B031.RAW Date: 7/13/2017 07:57 PM
Sequence File: E:\TC2017\ECD29\07-JUL\PCB_SEQ.SEQ Cycle: 266 Channel : B
Instrument : AUTO_ECD29 Rack/Vial: 0/0 Operator:
Sample Amount : 1.0000 Dilution Factor : 1.00

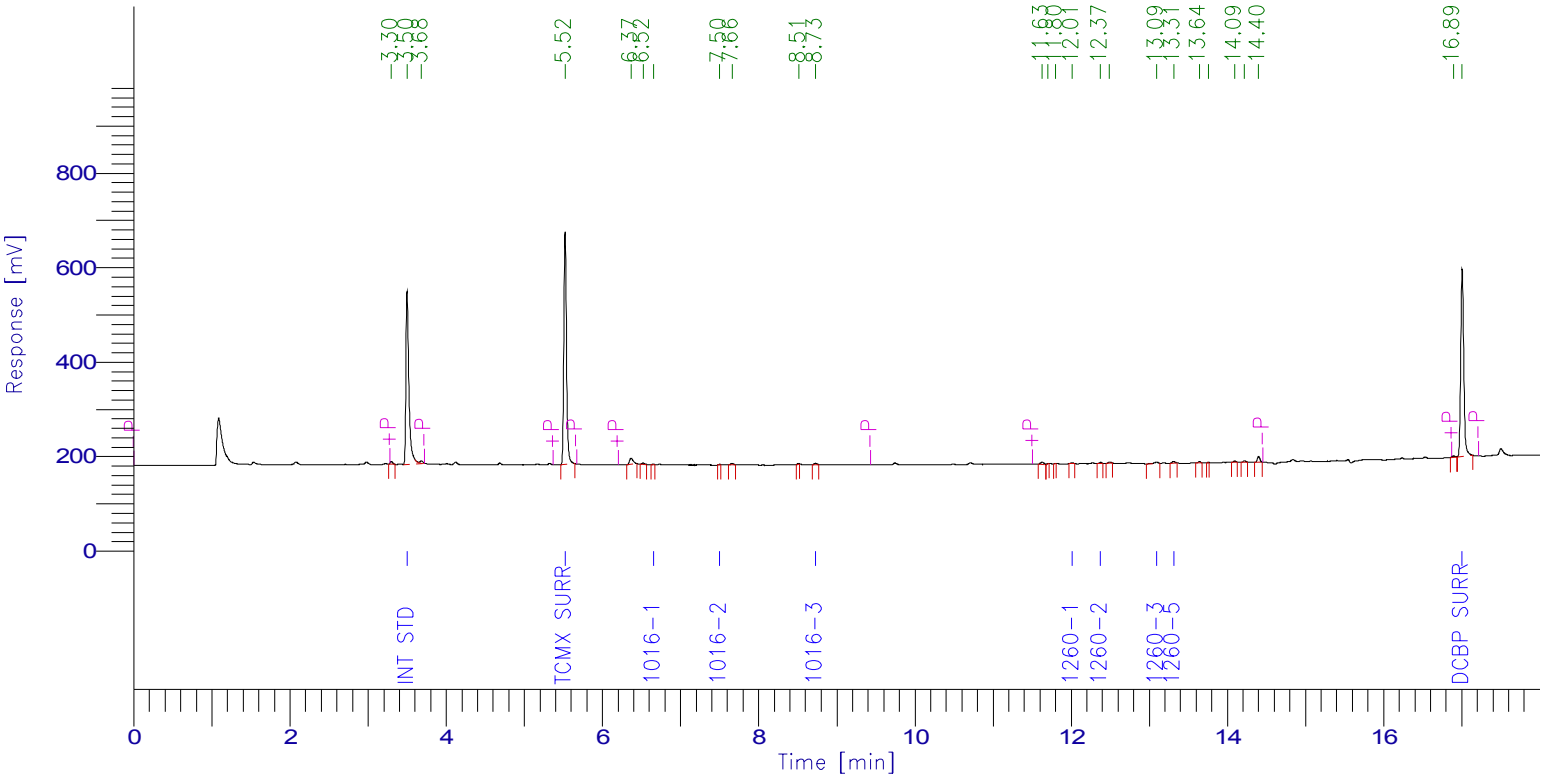

PCB Report

Time [min]	Component Name	Raw Amount	Area [µV·s]	Surrogate SM/WM	Surrogate QC / SL	Spike Rec Soils (%)	Spike Rec Water (%)
3.499	Int Std	100.0000	990746.08	250.0000	100.0000	40.0000	20.0000
5.520	TCMX SURR	77.7950	1192088.16	194.4874	77.7950	31.1180	15.5590
6.653	1016-1	3.5620	1459.68	8.9050	3.5620	1.4248	0.7124
7.502	1016-2	0.9407	742.00	2.3518	0.9407	0.3763	0.1881
8.726	1016-3	13.2162	8549.92	33.0405	13.2162	5.2865	2.6432
9.003	1016-4	0.0000	0.00	0.0000	0.0000	0.0000	0.0000
9.150	1016-5	0.0000	0.00	0.0000	0.0000	0.0000	0.0000
12.011	1260-1	4.5965	4043.52	11.4913	4.5965	1.8386	0.9193
12.372	1260-2	4.7066	4676.48	11.7664	4.7066	1.8826	0.9413
13.094	1260-3	11.2187	12563.20	28.0469	11.2187	4.4875	2.2437
13.133	1260-4	0.0000	0.00	0.0000	0.0000	0.0000	0.0000
13.311	1260-5	21.1974	9161.12	52.9934	21.1974	8.4790	4.2395
17.003	DCBP SURR	80.4340	1051984.48	201.0850	80.4340	32.1736	16.0868
		317.6671	3276014.64				

1D

PCB ORGANICS ANALYSIS DATA SHEET

CLIENT SAMPLE NO.

USB-2/S-3A

Lab Name: Phoenix Environmental Client: NETC

Lab Code: Phoenix Instr: ECD24 Column.: RTX-440 0.32 SDG No.: GBY54991

Matrix: (soil/water) SOIL Lab Sample ID: BY54998

Sample wt/vol: 15.13 (g/mL) g Lab File ID: 714A014

% Moisture: 18 decanted: (Y/N) N Date Received: 07/07/17

Extraction: (SepF/Cont/ASE) 3545 Date Extracted: 07/12/17

Concentrated Extract Volume: 5000 (uL) Date Analyzed: 07/14/17

Injection Volume: 1 (ul) Dilution Factor: 2

CONCENTRATION UNITS:
(mg/L or mg/Kg) ug/Kg

CAS NO.	COMPOUND	CF	CONC	P/C	Q	MDL	PQL
12674-11-2	Aroclor-1016	MC	81	C	U	81	81
11104-28-2	Aroclor-1221	MC	81	C	U	81	81
11141-16-5	Aroclor-1232	MC	81	C	U	81	81
53469-21-9	Aroclor-1242	MC	81	C	U	81	81
12672-29-6	Aroclor-1248	MC	81	C	U	81	81
11097-69-1	Aroclor-1254	MC	81	C	U	81	81
11096-82-5	Aroclor-1260	MC	81	C	U	81	81
37324-23-5	Aroclor-1262	MC	81	C	U	81	81
11100-14-4	Aroclor-1268	MC	81	C	U	81	81
2051-24-3	Decachlorobiphenyl	1.663	84	C		%	%
877-09-8	Tetrachloro-m-xylene	1.184	77	C		%	%

11100-14-4 Sample PQL Calc: (100raw * 2df * 5fv) / (15.13wt-vol * 0.82%sol) = 81

Both channels need to have the compound detected for a concentration to be reported on either channel.
U1=Due to matrix interference and/or the presence of a large amount of non-target material, the reporting level for this compound has been elevated.
U2=The presence of this compound was not confirmed by the analyst based on the characteristic pattern matching of multi-component parameters, retention time, and/or peak shape.

P/C: P=Primary Result C=Confirmation Result X=Not Used CF=Calculated Calibration/Response Factor MC=Multi-Component

1D

PCB ORGANICS ANALYSIS DATA SHEET

CLIENT SAMPLE NO.

USB-2/S-3A

Lab Name: Phoenix Environmental Client: NETC

Lab Code: Phoenix Instr: ECD24 Column.: CLP 0.32 SDG No.: GBY54991

Matrix: (soil/water) SOIL Lab Sample ID: BY54998

Sample wt/vol: 15.13 (g/mL) g Lab File ID: 714B014

% Moisture: 18 decanted: (Y/N) N Date Received: 07/07/17

Extraction: (SepF/Cont/ASE) 3545 Date Extracted: 07/12/17

Concentrated Extract Volume: 5000 (uL) Date Analyzed: 07/14/17

Injection Volume: 1 (ul) Dilution Factor: 2

CONCENTRATION UNITS:
(mg/L or mg/Kg) ug/Kg

CAS NO.	COMPOUND	CF	CONC	P/C	Q	MDL	PQL
12674-11-2	Aroclor-1016	MC	81	P	U	81	81
11104-28-2	Aroclor-1221	MC	81	P	U	81	81
11141-16-5	Aroclor-1232	MC	81	P	U	81	81
53469-21-9	Aroclor-1242	MC	81	P	U	81	81
12672-29-6	Aroclor-1248	MC	81	P	U	81	81
11097-69-1	Aroclor-1254	MC	81	P	U	81	81
11096-82-5	Aroclor-1260	MC	81	P	U	81	81
37324-23-5	Aroclor-1262	MC	81	P	U	81	81
11100-14-4	Aroclor-1268	MC	81	P	U	81	81
2051-24-3	Decachlorobiphenyl	1.937	69	P		%	%
877-09-8	Tetrachloro-m-xylene	1.159	86	P		%	%

11100-14-4 Sample PQL Calc: (100raw * 2df * 5fv) / (15.13wt-vol * 0.82%sol) = 81

Both channels need to have the compound detected for a concentration to be reported on either channel.
U1=Due to matrix interference and/or the presence of a large amount of non-target material, the reporting level for this compound has been elevated.
U2=The presence of this compound was not confirmed by the analyst based on the characteristic pattern matching of multi-component parameters, retention time, and/or peak shape.

P/C: P=Primary Result C=Confirmation Result X=Not Used CF=Calculated Calibration/Response Factor MC=Multi-Component

Client Id: USB-2/S-3A

Software Version: 4.1<1L22>
Date: 7/14/2017 01:57 PM
Sample Name : 54998 2x
Data File : E:\TC2017\ECD24\07-JUL\714A014.RAW Date: 7/14/2017 01:05 PM
Sequence File: E:\TC2017\ECD24\07-JUL\PCB.SEQ Cycle: 413 Channel : A
Instrument : AUTO_ECD24 Rack/Vial: 0/0 Operator:
Sample Amount : 1.0000 Dilution Factor : 1.00

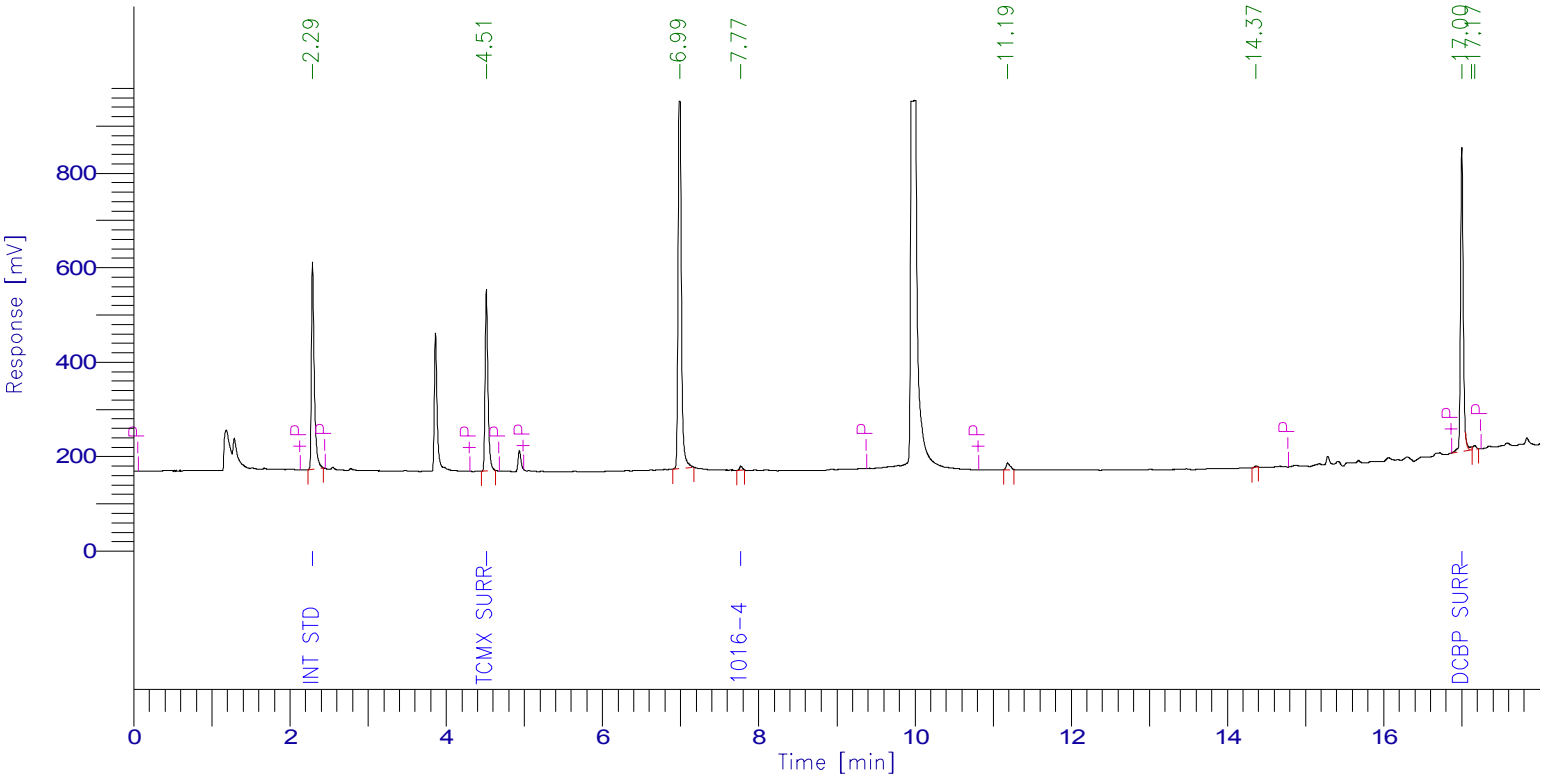

PCB Report

Time [min]	Component Name	Raw Amount	Area [µV·s]	Surrogate SM/WM	Surrogate QC / SL	Spike Rec Soils (%)	Spike Rec Water (%)
2.288	Int Std	100.0000	1090186.08	250.0000	100.0000	40.0000	20.0000
4.513	TCMX SURR	77.2730	997561.20	193.1824	77.2730	30.9092	15.4546
5.477	1016-1	0.0000	0.00	0.0000	0.0000	0.0000	0.0000
6.367	1016-2	0.0000	0.00	0.0000	0.0000	0.0000	0.0000
7.582	1016-3	0.0000	0.00	0.0000	0.0000	0.0000	0.0000
7.771	1016-4	41.5686	20444.48	103.9214	41.5686	16.6274	8.3137
7.953	1016-5	0.0000	0.00	0.0000	0.0000	0.0000	0.0000
11.577	1260-1	0.0000	0.00	0.0000	0.0000	0.0000	0.0000
12.278	1260-2	0.0000	0.00	0.0000	0.0000	0.0000	0.0000
12.992	1260-3	0.0000	0.00	0.0000	0.0000	0.0000	0.0000
13.264	1260-4	0.0000	0.00	0.0000	0.0000	0.0000	0.0000
13.400	1260-5	0.0000	0.00	0.0000	0.0000	0.0000	0.0000
16.999	DCBP SURR	84.4732	1531464.13	211.1829	84.4732	33.7893	16.8946
		303.3147	3639655.89				

Client Id: USB-2/S-3A

Software Version: 4.1<1L22>
Date: 7/14/2017 01:57 PM
Sample Name : 54998 2x
Data File : E:\TC2017\ECD24\07-JUL\714B014.RAW Date: 7/14/2017 01:05 PM
Sequence File: E:\TC2017\ECD24\07-JUL\PCB.SEQ Cycle: 413 Channel : B
Instrument : AUTO_ECD24 Rack/Vial: 0/0 Operator:
Sample Amount : 1.0000 Dilution Factor : 1.00

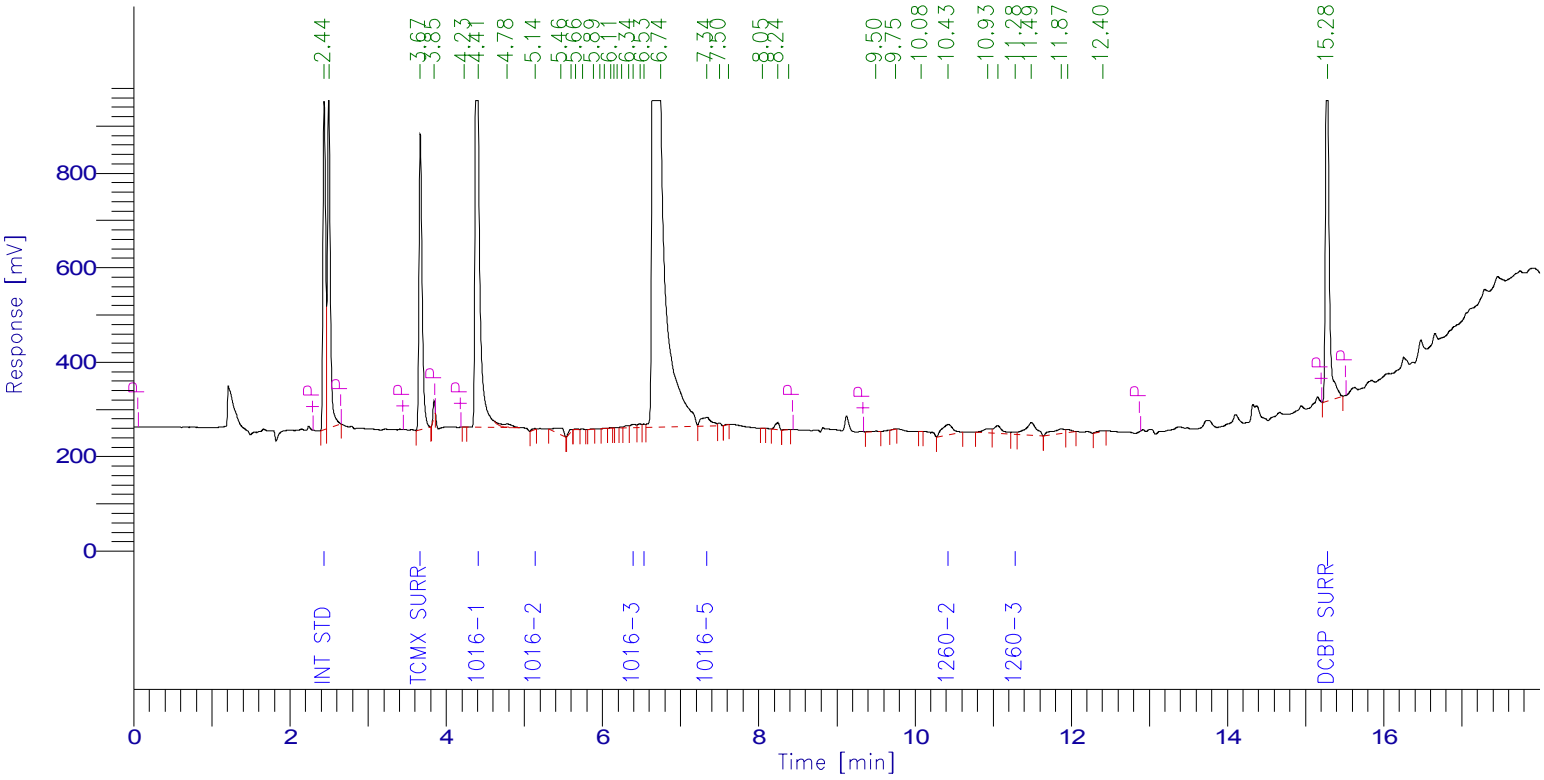

PCB Report

Time [min]	Component Name	Raw Amount	Area [µV·s]	Surrogate SM/WM	Surrogate QC / SL	Spike Rec Soils (%)	Spike Rec Water (%)
2.436	Int Std	100.0000	1728428.99	250.0000	100.0000	40.0000	20.0000
3.668	TCMX SURR	85.9260	1721949.28	214.8149	85.9260	34.3704	17.1852
4.407	1016-1	7421.3603	3350552.98	18553.4008	7421.3603	2968.5441	1484.2721
5.135	1016-2	10.1622	7531.52	25.4055	10.1622	4.0649	2.0324
6.390	1016-3	46.4432	35528.33	116.1080	46.4432	18.5773	9.2886
6.529	1016-4	43.1781	22516.77	107.9453	43.1781	17.2712	8.6356
7.336	1016-5	382.9509	190833.79	957.3773	382.9509	153.1804	76.5902
9.872	1260-1	0.0000	0.00	0.0000	0.0000	0.0000	0.0000
10.425	1260-2	87.8571	219399.20	219.6428	87.8571	35.1428	17.5714
11.283	1260-3	10.3434	22553.21	25.8584	10.3434	4.1374	2.0687
11.357	1260-4	0.0000	0.00	0.0000	0.0000	0.0000	0.0000
11.760	1260-5	0.0000	0.00	0.0000	0.0000	0.0000	0.0000
15.284	DCBP SURR	69.2878	2319636.08	173.2196	69.2878	27.7151	13.8576
		8257.5090	9618930.15				

6D
PCB INITIAL CALIBRATION OF SINGLE COMPONENT ANALYTES

Lab Name: Phoenix Environmental Client: NETC

Lab Code: Phoenix Case No.: SAS No.: SDG No.: GBY54991

Instrument ID: ECD29

GC Col A: RTX-440 ID: 0.32 (mm) Date(s) Analyzed: 06/06/17 06/06/17

Method File: PC606AI

COMPOUND	RT OF STANDARDS			MEAN	RT WINDOW	
	LOW 606A015	MID 606A013	HIGH 606A011	RT	FROM	TO
Aroclor 1016-1	5.81	5.82	5.81	5.81	5.76	5.86
Aroclor 1016-2	6.58	6.59	6.58	6.58	6.53	6.63
Aroclor 1016-3	7.63	7.63	7.62	7.63	7.58	7.68
Aroclor 1016-4	7.94	7.95	7.94	7.94	7.89	7.99
Aroclor 1016-5	8.24	8.25	8.24	8.24	8.19	8.29
Aroclor 1260-1	11.03	11.04	11.03	11.03	10.96	11.10
Aroclor 1260-2	11.83	11.84	11.83	11.83	11.76	11.90
Aroclor 1260-3	12.13	12.13	12.12	12.13	12.06	12.20
Aroclor 1260-4	12.33	12.34	12.33	12.33	12.26	12.40
Aroclor 1260-5	12.44	12.45	12.44	12.44	12.37	12.51
Decachlorobiphenyl	16.04	16.04	16.03	16.04	15.94	16.14
Tetrachloro-m-xylene	4.92	4.93	4.91	4.92	4.87	4.97

Retention time windows are ± 0.05 minutes for all compounds that elute before Aroclor 1260-1, ± 0.07 minutes for all other compounds, except ± 0.10 minutes for Decachlorobiphenyl.

FORM VI PCB

6D
PCB INITIAL CALIBRATION OF SINGLE COMPONENT ANALYTES

Lab Name: Phoenix Environmental Client: NETC

Lab Code: Phoenix Case No.: SAS No.: SDG No.: GBY54991

Instrument ID: ECD29

GC Col B: Rxi-35sil ms ID: 0.32 (mm) Date(s) Analyzed: 06/06/17 06/06/17

Method File: PC606BI

COMPOUND	RT OF STANDARDS			MEAN	RT WINDOW	
	LOW 606B015	MID 606B013	HIGH 606B011	RT	FROM	TO
Aroclor 1016-1	6.66	6.66	6.66	6.66	6.61	6.71
Aroclor 1016-2	7.50	7.50	7.49	7.50	7.45	7.55
Aroclor 1016-3	8.67	8.67	8.66	8.67	8.62	8.72
Aroclor 1016-4	8.94	8.94	8.94	8.94	8.89	8.99
Aroclor 1016-5	9.09	9.09	9.08	9.09	9.04	9.14
Aroclor 1260-1	11.95	11.96	11.95	11.95	11.88	12.02
Aroclor 1260-2	12.32	12.32	12.31	12.32	12.24	12.38
Aroclor 1260-3	13.03	13.04	13.03	13.03	12.96	13.10
Aroclor 1260-4	13.13	13.13	13.12	13.13	13.06	13.20
Aroclor 1260-5	13.24	13.24	13.23	13.24	13.17	13.31
Decachlorobiphenyl	16.94	16.95	16.94	16.94	16.84	17.04
Tetrachloro-m-xylene	5.47	5.47	5.46	5.47	5.42	5.52

Retention time windows are ± 0.05 minutes for all compounds that elute before Aroclor 1260-1, ± 0.07 minutes for all other compounds, except ± 0.10 minutes for Decachlorobiphenyl.

FORM VI PCB

6E

PCB INITIAL CALIBRATION OF SINGLE COMPONENT ANALYTES (FACTORS)

Lab Name: Phoenix Environmental Client: NETC

Lab Code: Phoenix Case No.: SAS No.: SDG No.: GBY54991

Instr ID: ECD29 Levels: 8

GC Col A: ID: (mm) Analysis Dates: 06/06/17 - 06/06/17

Method File: PC606AI

CALIBRATION FACTORS

COMPOUND	Level 1 606A016	Level 2 606A015	Level 3 606A014	Level 4 606A013	Level 5 606A012	Level 6 606A011	Level 7 606A010	Level 8 606A017	MEAN	%RSD	*
Aroclor 1016-1	0.033	0.033	0.032	0.031	0.030	0.033	0.032	0.030	0.032	4.26	
Aroclor 1016-2	0.051	0.048	0.045	0.042	0.038	0.037	0.036	0.052	0.044	14.05	
Aroclor 1016-3	0.165	0.156	0.144	0.135	0.128	0.126	0.124	0.171	0.144	12.78	
Aroclor 1016-4	0.043	0.047	0.044	0.042	0.041	0.041	0.040	0.042	0.043	5.19	
Aroclor 1016-5	0.041	0.038	0.035	0.033	0.031	0.030	0.030	0.034	0.034	11.57	
Aroclor 1260-1	0.112	0.103	0.092	0.087	0.081	0.077	0.078	0.117	0.093	16.67	
Aroclor 1260-2	0.061	0.059	0.058	0.059	0.058	0.056	0.055	0.060	0.058	3.54	
Aroclor 1260-3	0.142		0.133	0.129	0.126	0.121	0.118	0.142	0.130	7.40	
Aroclor 1260-4	0.095	0.092	0.083	0.079	0.077	0.074	0.071	0.099	0.084	12.13	
Aroclor 1260-5	0.050	0.050	0.047	0.046	0.050	0.048	0.043	0.050	0.048	5.32	
Decachlorobiphenyl	1.882	1.703	1.641	1.572	1.418	1.295	1.261	2.139	1.614	18.47	
Tetrachloro-m-xylene	1.641	1.606	1.598	1.520	1.486	1.408	1.308	1.819	1.548	10.06	

%RSD must be less than or equal 20.0% for all compounds. (*) Criteria exceeded.

FORM VI PCB

6E

PCB INITIAL CALIBRATION OF SINGLE COMPONENT ANALYTES (FACTORS)

Lab Name: Phoenix Environmental Client: NETC

Lab Code: Phoenix Case No.: SAS No.: SDG No.: GBY54991

Instr ID: ECD29 Levels: 8

GC Col B: ID: (mm) Analysis Dates: 06/06/17 - 06/06/17

Method File: PC606BI

CALIBRATION FACTORS

COMPOUND	Level 1 606B016	Level 2 606B015	Level 3 606B014	Level 4 606B013	Level 5 606B012	Level 6 606B011	Level 7 606B010	Level 8 606B017	MEAN	%RSD	*
Aroclor 1016-1	0.047	0.046	0.042	0.039	0.038	0.037	0.036	0.046	0.041	11.17	
Aroclor 1016-2	0.095	0.088	0.079	0.073	0.069	0.067	0.065	0.101	0.080	16.99	
Aroclor 1016-3	0.074	0.071	0.065	0.062	0.059	0.058	0.056	0.076	0.065	11.73	
Aroclor 1016-4	0.045	0.042	0.039	0.037	0.036	0.035	0.035	0.046	0.039	11.15	
Aroclor 1016-5	0.044	0.041	0.038	0.035	0.033	0.032	0.031	0.045	0.038	14.27	
Aroclor 1260-1	0.107	0.096	0.088	0.082	0.077	0.073	0.072	0.116	0.089	18.13	
Aroclor 1260-2	0.120	0.109	0.097	0.092	0.087	0.083	0.082	0.131	0.100	18.10	
Aroclor 1260-3	0.133	0.123	0.112	0.107	0.101	0.096	0.096	0.136	0.113	14.09	
Aroclor 1260-4	0.093	0.085	0.076	0.072	0.067	0.064	0.064	0.092	0.077	15.75	
Aroclor 1260-5	0.050	0.048	0.044	0.042	0.040	0.038	0.039	0.047	0.044	10.32	
Decachlorobiphenyl	1.613	1.413	1.341	1.275	1.233	1.166	1.200		1.320	11.68	
Tetrachloro-m-xylene	1.650	1.563	1.540	1.464	1.449	1.419	1.400	1.888	1.547	10.42	

%RSD must be less than or equal 20.0% for all compounds. (*) Criteria exceeded.

FORM VI PCB

Turbochrom Method File : E:\TC2017\ECD29\06-JUN\PC606AI.MTH
Created by : AM on : 6/7/2017 09:32 AM
Edited by : kca on : 6/7/2017 09:33 AM
Description :

Number of Times Edited : 2
Number of Times Calibrated : 4516

Instrument Conditions :
Perkin Elmer Autosystem
EZ Flash GC
Electron Capture Detector

Instrument Control Method:
Instrument name : AUTO_ECD29

Interface Parameters :
Delay Time : 0.00 min.
Run Time : 18.00 min.
Sampling Rate : 6.2500 pts/s
Interface Type : 900
Analog Voltage Input : 1000 mV
Data will be collected from both channels

Timed Events:
There are no timed events in the method

Real Time Plot Parameters :
Channel A -- Pages: 1 Offset: 0.000 mV Scale: 1000.000 mV
Channel B -- Pages: 1 Offset: 0.000 mV Scale: 1000.000 mV

Processing Parameters :
Bunch Factor : 1 points
Noise Threshold : 205 µV
Area Threshold : 1026.00 µV

Peak Separation Criteria
Width Ratio : 0.200
Valley-to-Peak Ratio : 0.010

Exponential Skim Criteria
Peak Height Ratio : 5.000
Adjusted Height Ratio : 4.000
Valley Height Ratio : 3.000

Baseline Timed Events :
Event #1 - -P at 0.005
Event #2 - +P at 2.529
Event #3 - -P at 2.859
Event #4 - +P at 4.790
Event #5 - -P at 5.134
Event #6 - +P at 5.353
Event #7 - -P at 9.214
Event #8 - +P at 10.375

Event #9 - -P at 13.763
Event #10 - +P at 15.898
Event #11 - -P at 16.243

Annotated Replot Parameters :
No replot will be printed

Report Format files :
No report format files given

User Programs :
No user programs will be executed

Global Information :
Default Sample Volume : 1.000 ul
Quantitation Units :
Void Time : 0.000 min
Correct amounts during calibration : NO
Reject outliers during calibration : NO
An Internal Standard calibration will be used
Unknown peaks will be quantitated using a response factor of 1.000000

Component Information :
Int Std
Component Type : Single Peak Component
Retention Time : 2.648 min Search Window: 1.00 s, 1.00 %
Reference Component:
Find peak closest to expected RT in window
Internal Standard :
Use Average Calibration Factor (Area ratio / Amount ratio)
User Values:
Label :
Value 1: 0.000000
Value 2: 0.000000
Value 3: 0.000000
Value 4: 0.000000
Value 5: 0.000000
Calibration Levels:

Level Name	Amount	Area	Height	ISTD Resp.	ISTD Amt.	# Replicates
0.5	100.0000	1554607.60	459510.34	1.0000	1.0000	1
1	100.0000	1508489.04	481430.61	1.0000	1.0000	1
2	100.0000	1559125.04	492693.43	1.0000	1.0000	1
3	100.0000	1566126.88	499733.34	1.0000	1.0000	1
4	100.0000	1551387.36	484880.98	1.0000	1.0000	1
5	100.0000	1645083.68	518399.69	1.0000	1.0000	1
6	100.0000	1593276.48	479864.93	1.0000	1.0000	1
7	100.0000	1552004.32	489996.98	1.0000	1.0000	1

Average Calibration Factor = 1.000000 (%RSD = 0.00)

TCMX SURR
Component Type : Single Peak Component
Retention Time : 4.923 min Search Window: 1.50 s, 1.50 %
Reference Component:
Find peak closest to expected RT in window
Internal Standard : Int Std
Use Average Calibration Factor (Area ratio / Amount ratio)
User Values:
Label :

Value 1: 0.000000
Value 2: 0.000000
Value 3: 0.000000
Value 4: 0.000000
Value 5: 0.000000

Calibration Levels:

Level Name	Amount	Area	Height	ISTD Resp.	ISTD Amt.	# Replicates
0.5	10.0000	282793.44	101033.70	0.1819	0.1000	1
1	20.0000	494999.36	182618.44	0.3281	0.2000	1
2	40.0000	1001568.16	353466.15	0.6424	0.4000	1
3	60.0000	1502028.96	525326.32	0.9591	0.6000	1
4	80.0000	1886811.20	655849.82	1.2162	0.8000	1
5	100.0000	2445355.84	772868.90	1.4865	1.0000	1
6	120.0000	2691305.76	774633.45	1.6892	1.2000	1
7	140.0000	2842434.56	775854.48	1.8315	1.4000	1

Average Calibration Factor = 1.548345 (%RSD = 10.06)

1016-1

Component Type : Single Peak Component
Retention Time : 5.816 min Search Window: 1.00 s, 1.00 %
Reference Component:
Find peak closest to expected RT in window
Internal Standard : Int Std
Use Average Calibration Factor (Area ratio / Amount ratio)
User Values:
Label :
Value 1: 0.000000
Value 2: 0.000000
Value 3: 0.000000
Value 4: 0.000000
Value 5: 0.000000

Calibration Levels:

Level Name	Amount	Area	Height	ISTD Resp.	ISTD Amt.	# Replicates
0.5	50.0000	23437.68	9739.82	0.0151	0.5000	1
1	100.0000	49753.44	19455.71	0.0330	1.0000	1
2	200.0000	104200.80	38643.60	0.0668	2.0000	1
3	400.0000	202516.16	72065.77	0.1293	4.0000	1
4	600.0000	288504.08	99473.81	0.1860	6.0000	1
5	800.0000	394884.48	135791.98	0.2400	8.0000	1
6	1000.0000	527870.88	160977.87	0.3313	10.0000	1
7	1200.0000	604865.60	189533.83	0.3897	12.0000	1

Average Calibration Factor = 0.031936 (%RSD = 4.26)

1016-2

Component Type : Single Peak Component
Retention Time : 6.588 min Search Window: 1.00 s, 1.00 %
Reference Component: 1016-1
Find peak closest to expected RT in window
Internal Standard : Int Std
Use Average Calibration Factor (Area ratio / Amount ratio)
User Values:
Label :
Value 1: 0.000000
Value 2: 0.000000
Value 3: 0.000000
Value 4: 0.000000
Value 5: 0.000000

Calibration Levels:

Level Name	Amount	Area	Height	ISTD Resp.	ISTD Amt.	# Replicates
0.5	50.0000	40273.20	17238.43	0.0259	0.5000	1
1	100.0000	76199.49	32499.25	0.0505	1.0000	1
2	200.0000	149041.52	62063.13	0.0956	2.0000	1
3	400.0000	283014.30	112339.71	0.1807	4.0000	1

4	600.0000	386860.49	153852.53	0.2494	6.0000	1
5	800.0000	505256.59	204750.15	0.3071	8.0000	1
6	1000.0000	592724.62	238385.11	0.3720	10.0000	1
7	1200.0000	673982.16	274049.32	0.4343	12.0000	1

Average Calibration Factor = 0.043580 (%RSD = 14.05)

1016-3

Component Type : Single Peak Component
Retention Time : 7.629 min Search Window: 1.00 s, 1.00 %
Reference Component: 1016-1
Find peak closest to expected RT in window
Internal Standard : Int Std
Use Average Calibration Factor (Area ratio / Amount ratio)
User Values:
Label :
Value 1: 0.000000
Value 2: 0.000000
Value 3: 0.000000
Value 4: 0.000000
Value 5: 0.000000
Calibration Levels:

Level Name	Amount	Area	Height	ISTD Resp.	ISTD Amt.	# Replicates
0.5	50.0000	133002.42	30113.14	0.0856	0.5000	1
1	100.0000	248706.66	55697.57	0.1649	1.0000	1
2	200.0000	485044.63	107154.74	0.3111	2.0000	1
3	400.0000	901279.08	198888.26	0.5755	4.0000	1
4	600.0000	1254989.77	278253.48	0.8089	6.0000	1
5	800.0000	1689318.33	376228.88	1.0269	8.0000	1
6	1000.0000	2010785.74	449956.30	1.2620	10.0000	1
7	1200.0000	2305014.27	514812.68	1.4852	12.0000	1

Average Calibration Factor = 0.143569 (%RSD = 12.78)

1016-4

Component Type : Single Peak Component
Retention Time : 7.946 min Search Window: 1.00 s, 1.00 %
Reference Component: 1016-1
Find peak closest to expected RT in window
Internal Standard : Int Std
Use Average Calibration Factor (Area ratio / Amount ratio)
User Values:
Label :
Value 1: 0.000000
Value 2: 0.000000
Value 3: 0.000000
Value 4: 0.000000
Value 5: 0.000000
Calibration Levels:

Level Name	Amount	Area	Height	ISTD Resp.	ISTD Amt.	# Replicates
0.5	50.0000	32494.72	12638.38	0.0209	0.5000	1
1	100.0000	65594.32	24378.20	0.0435	1.0000	1
2	200.0000	146963.89	48472.78	0.0943	2.0000	1
3	400.0000	277165.42	90854.83	0.1770	4.0000	1
4	600.0000	393500.43	128898.73	0.2536	6.0000	1
5	800.0000	542043.04	173503.11	0.3295	8.0000	1
6	1000.0000	653506.72	209385.80	0.4102	10.0000	1
7	1200.0000	750995.84	242000.18	0.4839	12.0000	1

Average Calibration Factor = 0.042683 (%RSD = 5.19)

1016-5

Component Type : Single Peak Component
Retention Time : 8.244 min Search Window: 1.00 s, 1.00 %
Reference Component: 1016-1

Find peak closest to expected RT in window
Internal Standard : Int Std
Use Average Calibration Factor (Area ratio / Amount ratio)
User Values:
Label :
Value 1: 0.000000
Value 2: 0.000000
Value 3: 0.000000
Value 4: 0.000000
Value 5: 0.000000
Calibration Levels:

Level Name	Amount	Area	Height	ISTD Resp.	ISTD Amt.	# Replicates
0.5	50.0000	26528.48	11445.17	0.0171	0.5000	1
1	100.0000	61633.35	23676.23	0.0409	1.0000	1
2	200.0000	119050.33	44733.67	0.0764	2.0000	1
3	400.0000	221361.04	81830.02	0.1413	4.0000	1
4	600.0000	307747.81	112623.89	0.1984	6.0000	1
5	800.0000	407537.92	149930.65	0.2477	8.0000	1
6	1000.0000	485362.28	175569.75	0.3046	10.0000	1
7	1200.0000	550194.71	201791.38	0.3545	12.0000	1

Average Calibration Factor = 0.034067 (%RSD = 11.57)

1260-1
Component Type : Single Peak Component
Retention Time : 11.037 min Search Window: 0.50 s, 0.50 %
Reference Component:
Find peak closest to expected RT in window
Internal Standard : Int Std
Use Average Calibration Factor (Area ratio / Amount ratio)
User Values:
Label :
Value 1: 0.000000
Value 2: 0.000000
Value 3: 0.000000
Value 4: 0.000000
Value 5: 0.000000
Calibration Levels:

Level Name	Amount	Area	Height	ISTD Resp.	ISTD Amt.	# Replicates
0.5	50.0000	90573.12	35212.54	0.0583	0.5000	1
1	100.0000	168753.28	63919.59	0.1119	1.0000	1
2	200.0000	321509.12	116760.83	0.2062	2.0000	1
3	400.0000	576585.11	205713.70	0.3682	4.0000	1
4	600.0000	811298.69	284718.76	0.5230	6.0000	1
5	800.0000	1060160.32	367873.59	0.6444	8.0000	1
6	1000.0000	1227980.96	430500.03	0.7707	10.0000	1
7	1200.0000	1445257.07	495029.53	0.9312	12.0000	1

Average Calibration Factor = 0.093241 (%RSD = 16.67)

1260-2
Component Type : Single Peak Component
Retention Time : 11.837 min Search Window: 0.50 s, 0.50 %
Reference Component: 1260-1
Find peak closest to expected RT in window
Internal Standard : Int Std
Use Average Calibration Factor (Area ratio / Amount ratio)
User Values:
Label :
Value 1: 0.000000
Value 2: 0.000000
Value 3: 0.000000
Value 4: 0.000000

Value 5: 0.000000

Calibration Levels:

Level Name	Amount	Area	Height	ISTD Resp.	ISTD Amt.	# Replicates
0.5	50.0000	46840.88	16500.95	0.0301	0.5000	1
1	100.0000	92119.84	32284.21	0.0611	1.0000	1
2	200.0000	184635.77	62530.22	0.1184	2.0000	1
3	400.0000	365116.53	117386.18	0.2331	4.0000	1
4	600.0000	544969.48	168974.56	0.3513	6.0000	1
5	800.0000	764657.13	228788.60	0.4648	8.0000	1
6	1000.0000	894902.56	268024.66	0.5617	10.0000	1
7	1200.0000	1019020.68	311412.93	0.6566	12.0000	1

Average Calibration Factor = 0.058294 (%RSD = 3.54)

1260-3

Component Type : Single Peak Component

Retention Time : 12.129 min Search Window: 0.50 s, 0.50 %

Reference Component: 1260-1

Find peak closest to expected RT in window

Internal Standard : Int Std

Use Average Calibration Factor (Area ratio / Amount ratio)

User Values:

Label :

Value 1: 0.000000

Value 2: 0.000000

Value 3: 0.000000

Value 4: 0.000000

Value 5: 0.000000

Calibration Levels:

Level Name	Amount	Area	Height	ISTD Resp.	ISTD Amt.	# Replicates
0.5	50.0000	110478.56	35245.80	0.0711	0.5000	1
1	100.0000	214584.96	65909.83	0.1423	1.0000	1
3	400.0000	834633.19	231414.37	0.5329	4.0000	1
4	600.0000	1203003.21	327416.50	0.7754	6.0000	1
5	800.0000	1655495.76	442411.20	1.0063	8.0000	1
6	1000.0000	1928056.17	516832.63	1.2101	10.0000	1
7	1200.0000	2192658.71	596475.69	1.4128	12.0000	1

Average Calibration Factor = 0.130198 (%RSD = 7.40)

1260-4

Component Type : Single Peak Component

Retention Time : 12.336 min Search Window: 0.50 s, 0.50 %

Reference Component: 1260-1

Find peak closest to expected RT in window

Internal Standard : Int Std

Use Average Calibration Factor (Area ratio / Amount ratio)

User Values:

Label :

Value 1: 0.000000

Value 2: 0.000000

Value 3: 0.000000

Value 4: 0.000000

Value 5: 0.000000

Calibration Levels:

Level Name	Amount	Area	Height	ISTD Resp.	ISTD Amt.	# Replicates
0.5	50.0000	76689.65	31156.52	0.0493	0.5000	1
1	100.0000	143193.99	56625.77	0.0949	1.0000	1
2	200.0000	285987.20	108805.26	0.1834	2.0000	1
3	400.0000	519002.82	193586.36	0.3314	4.0000	1
4	600.0000	734740.36	271749.43	0.4736	6.0000	1
5	800.0000	1019888.61	362692.28	0.6200	8.0000	1
6	1000.0000	1179783.75	418766.64	0.7405	10.0000	1
7	1200.0000	1328474.39	481334.90	0.8560	12.0000	1

Average Calibration Factor = 0.083745 (%RSD = 12.13)

1260-5
Component Type : Single Peak Component
Retention Time : 12.445 min Search Window: 0.50 s, 0.70 %
Reference Component: 1260-1
Find peak closest to expected RT in window
Internal Standard : Int Std
Use Average Calibration Factor (Area ratio / Amount ratio)
User Values:
Label :
Value 1: 0.000000
Value 2: 0.000000
Value 3: 0.000000
Value 4: 0.000000
Value 5: 0.000000
Calibration Levels:

Level Name	Amount	Area	Height	ISTD Resp.	ISTD Amt.	# Replicates
0.5	50.0000	38656.91	16128.91	0.0249	0.5000	1
1	100.0000	75822.17	31002.93	0.0503	1.0000	1
2	200.0000	155864.98	60501.50	0.1000	2.0000	1
3	400.0000	291563.61	112334.76	0.1862	4.0000	1
4	600.0000	425967.50	157879.75	0.2746	6.0000	1
5	800.0000	656325.66	216946.93	0.3990	8.0000	1
6	1000.0000	765691.59	253637.87	0.4806	10.0000	1
7	1200.0000	805083.61	290152.19	0.5187	12.0000	1

Average Calibration Factor = 0.047930 (%RSD = 5.32)

DCBP SURR
Component Type : Single Peak Component
Retention Time : 16.042 min Search Window: 0.50 s, 0.50 %
Reference Component:
Find peak closest to expected RT in window
Internal Standard : Int Std
Use Average Calibration Factor (Area ratio / Amount ratio)
User Values:
Label :
Value 1: 0.000000
Value 2: 0.000000
Value 3: 0.000000
Value 4: 0.000000
Value 5: 0.000000
Calibration Levels:

Level Name	Amount	Area	Height	ISTD Resp.	ISTD Amt.	# Replicates
0.5	10.0000	332498.24	130921.82	0.2139	0.1000	1
1	20.0000	567696.40	221218.42	0.3763	0.2000	1
2	40.0000	1062360.32	402799.60	0.6814	0.4000	1
3	60.0000	1541738.24	579570.43	0.9844	0.6000	1
4	80.0000	1951516.96	724404.48	1.2579	0.8000	1
5	100.0000	2333540.32	749540.29	1.4185	1.0000	1
6	120.0000	2476394.72	750635.58	1.5543	1.2000	1
7	140.0000	2740498.96	751556.25	1.7658	1.4000	1

Average Calibration Factor = 1.614003 (%RSD = 18.47)

Calibration Replicate Lists:
Component: Int Std
Level : 0.5

Area	Height	Vol Adj Amt	ISTD Response	ISTD Amount	Date/Time	File
1554607.60	459510.34	100.0000	1.0000	1.0000	6/7/2017 09:32 AM	GEDIT.RS

Level : 1

Area	Height	Vol Adj Amt	ISTD Response	ISTD Amount	Date/Time	File

Area	Height	Vol Adj Amt	ISTD Response	ISTD Amount	Date/Time		File
1508489.04	481430.61	100.0000	1.0000	1.0000	6/7/2017	09:32 AM	GEDIT.RS

Level : 2

Area	Height	Vol Adj Amt	ISTD Response	ISTD Amount	Date/Time		File
1559125.04	492693.43	100.0000	1.0000	1.0000	6/7/2017	09:32 AM	GEDIT.RS

Level : 3

Area	Height	Vol Adj Amt	ISTD Response	ISTD Amount	Date/Time		File
1566126.88	499733.34	100.0000	1.0000	1.0000	6/7/2017	09:32 AM	GEDIT.RS

Level : 4

Area	Height	Vol Adj Amt	ISTD Response	ISTD Amount	Date/Time		File
1551387.36	484880.98	100.0000	1.0000	1.0000	6/7/2017	09:32 AM	GEDIT.RS

Level : 5

Area	Height	Vol Adj Amt	ISTD Response	ISTD Amount	Date/Time		File
1645083.68	518399.69	100.0000	1.0000	1.0000	6/7/2017	09:32 AM	GEDIT.RS

Level : 6

Area	Height	Vol Adj Amt	ISTD Response	ISTD Amount	Date/Time		File
1593276.48	479864.93	100.0000	1.0000	1.0000	6/7/2017	09:32 AM	GEDIT.RS

Level : 7

Area	Height	Vol Adj Amt	ISTD Response	ISTD Amount	Date/Time		File
1552004.32	489996.98	100.0000	1.0000	1.0000	6/7/2017	09:32 AM	GEDIT.RS

Component: TCMX SURR

Level : 0.5

Area	Height	Vol Adj Amt	ISTD Response	ISTD Amount	Date/Time		File
282793.44	101033.70	10.0000	0.1819	0.1000	6/7/2017	09:32 AM	GEDIT.RS

Level : 1

Area	Height	Vol Adj Amt	ISTD Response	ISTD Amount	Date/Time		File
494999.36	182618.44	20.0000	0.3281	0.2000	6/7/2017	09:32 AM	GEDIT.RS

Level : 2

Area	Height	Vol Adj Amt	ISTD Response	ISTD Amount	Date/Time		File
1001568.16	353466.15	40.0000	0.6424	0.4000	6/7/2017	09:32 AM	GEDIT.RS

Level : 3

Area	Height	Vol Adj Amt	ISTD Response	ISTD Amount	Date/Time		File
1502028.96	525326.32	60.0000	0.9591	0.6000	6/7/2017	09:32 AM	GEDIT.RS

Level : 4

Area	Height	Vol Adj Amt	ISTD Response	ISTD Amount	Date/Time		File
1886811.20	655849.82	80.0000	1.2162	0.8000	6/7/2017	09:32 AM	GEDIT.RS

Level : 5

Area	Height	Vol Adj Amt	ISTD Response	ISTD Amount	Date/Time		File
2445355.84	772868.90	100.0000	1.4865	1.0000	6/7/2017	09:32 AM	GEDIT.RS

Level : 6

Area	Height	Vol Adj Amt	ISTD Response	ISTD Amount	Date/Time		File
2691305.76	774633.45	120.0000	1.6892	1.2000	6/7/2017	09:32 AM	GEDIT.RS

Level : 7

Area	Height	Vol Adj Amt	ISTD Response	ISTD Amount	Date/Time		File
2842434.56	775854.48	140.0000	1.8315	1.4000	6/7/2017	09:32 AM	GEDIT.RS

Component: 1016-1

Level : 0.5

Area	Height	Vol Adj Amt	ISTD Response	ISTD Amount	Date/Time		File
23437.68	9739.82	50.0000	0.0151	0.5000	6/7/2017	09:32 AM	GEDIT.RS

Level : 1

Area	Height	Vol Adj Amt	ISTD Response	ISTD Amount	Date/Time		File
49753.44	19455.71	100.0000	0.0330	1.0000	6/7/2017	09:32 AM	GEDIT.RS

Level : 2

Area	Height	Vol Adj Amt	ISTD Response	ISTD Amount	Date/Time		File
104200.80	38643.60	200.0000	0.0668	2.0000	6/7/2017	09:32 AM	GEDIT.RS

Level : 3

Area	Height	Vol Adj Amt	ISTD Response	ISTD Amount	Date/Time		File
202516.16	72065.77	400.0000	0.1293	4.0000	6/7/2017	09:32 AM	GEDIT.RS

Level : 4

Area	Height	Vol Adj Amt	ISTD Response	ISTD Amount	Date/Time		File
288504.08	99473.81	600.0000	0.1860	6.0000	6/7/2017	09:32 AM	GEDIT.RS

Level : 5

Area	Height	Vol Adj Amt	ISTD Response	ISTD Amount	Date/Time		File
394884.48	135791.98	800.0000	0.2400	8.0000	6/7/2017	09:32 AM	GEDIT.RS

Level : 6

Area	Height	Vol Adj Amt	ISTD Response	ISTD Amount	Date/Time		File
527870.88	160977.87	1000.0000	0.3313	10.0000	6/7/2017	09:32 AM	GEDIT.RS

Level : 7

Area	Height	Vol Adj Amt	ISTD Response	ISTD Amount	Date/Time		File
604865.60	189533.83	1200.0000	0.3897	12.0000	6/7/2017	09:32 AM	GEDIT.RS

Component: 1016-2

Level : 0.5

Area	Height	Vol Adj Amt	ISTD Response	ISTD Amount	Date/Time		File
40273.20	17238.43	50.0000	0.0259	0.5000	6/7/2017	09:32 AM	GEDIT.RS

Level : 1

Area	Height	Vol Adj Amt	ISTD Response	ISTD Amount	Date/Time		File
76199.49	32499.25	100.0000	0.0505	1.0000	6/7/2017	09:32 AM	GEDIT.RS

Level : 2

Area	Height	Vol Adj Amt	ISTD Response	ISTD Amount	Date/Time		File
149041.52	62063.13	200.0000	0.0956	2.0000	6/7/2017	09:32 AM	GEDIT.RS

Level : 3

Area	Height	Vol Adj Amt	ISTD Response	ISTD Amount	Date/Time		File
283014.30	112339.71	400.0000	0.1807	4.0000	6/7/2017	09:32 AM	GEDIT.RS

Level : 4

Area	Height	Vol Adj Amt	ISTD Response	ISTD Amount	Date/Time		File
386860.49	153852.53	600.0000	0.2494	6.0000	6/7/2017	09:32 AM	GEDIT.RS

Level : 5

Area	Height	Vol Adj Amt	ISTD Response	ISTD Amount	Date/Time		File
505256.59	204750.15	800.0000	0.3071	8.0000	6/7/2017	09:32 AM	GEDIT.RS

Level : 6

Area	Height	Vol Adj Amt	ISTD Response	ISTD Amount	Date/Time		File
592724.62	238385.11	1000.0000	0.3720	10.0000	6/7/2017	09:32 AM	GEDIT.RS

Level : 7

Area	Height	Vol Adj Amt	ISTD Response	ISTD Amount	Date/Time		File
673982.16	274049.32	1200.0000	0.4343	12.0000	6/7/2017	09:32 AM	GEDIT.RS

Component: 1016-3

Level : 0.5

Area	Height	Vol Adj Amt	ISTD Response	ISTD Amount	Date/Time		File
133002.42	30113.14	50.0000	0.0856	0.5000	6/7/2017	09:32 AM	GEDIT.RS

Level : 1

Area	Height	Vol Adj Amt	ISTD Response	ISTD Amount	Date/Time		File
248706.66	55697.57	100.0000	0.1649	1.0000	6/7/2017	09:32 AM	GEDIT.RS

Level : 2

Area	Height	Vol Adj Amt	ISTD Response	ISTD Amount	Date/Time		File
485047.62	107154.74	200.0000	0.3111	2.0000	6/7/2017	09:32 AM	GEDIT.RS

Level : 3

Area	Height	Vol Adj Amt	ISTD Response	ISTD Amount	Date/Time		File
901279.08	198888.26	400.0000	0.5755	4.0000	6/7/2017	09:32 AM	GEDIT.RS

Level : 4

Area	Height	Vol Adj Amt	ISTD Response	ISTD Amount	Date/Time		File
1254989.77	278253.48	600.0000	0.8089	6.0000	6/7/2017	09:32 AM	GEDIT.RS

Level : 5

Area	Height	Vol Adj Amt	ISTD Response	ISTD Amount	Date/Time		File
1689318.33	376228.88	800.0000	1.0269	8.0000	6/7/2017	09:32 AM	GEDIT.RS

Level : 6

Area	Height	Vol Adj Amt	ISTD Response	ISTD Amount	Date/Time		File
2010785.74	449956.30	1000.0000	1.2620	10.0000	6/7/2017	09:32 AM	GEDIT.RS

Level : 7

Area	Height	Vol Adj Amt	ISTD Response	ISTD Amount	Date/Time		File
2305014.27	514812.68	1200.0000	1.4852	12.0000	6/7/2017	09:32 AM	GEDIT.RS

Component: 1016-4

Level : 0.5

Area	Height	Vol Adj Amt	ISTD Response	ISTD Amount	Date/Time		File
32494.72	12638.38	50.0000	0.0209	0.5000	6/7/2017	09:32 AM	GEDIT.RS

Level : 1

Area	Height	Vol Adj Amt	ISTD Response	ISTD Amount	Date/Time		File
65594.32	24378.20	100.0000	0.0435	1.0000	6/7/2017	09:32 AM	GEDIT.RS

Level : 2

Area	Height	Vol Adj Amt	ISTD Response	ISTD Amount	Date/Time		File
146963.89	48472.78	200.0000	0.0943	2.0000	6/7/2017	09:32 AM	GEDIT.RS

Level : 3

Area	Height	Vol Adj Amt	ISTD Response	ISTD Amount	Date/Time		File
277165.42	90854.83	400.0000	0.1770	4.0000	6/7/2017	09:32 AM	GEDIT.RS

Level : 4

Area	Height	Vol Adj Amt	ISTD Response	ISTD Amount	Date/Time		File
393500.43	128898.73	600.0000	0.2536	6.0000	6/7/2017	09:32 AM	GEDIT.RS

Level : 5

Area	Height	Vol Adj Amt	ISTD Response	ISTD Amount	Date/Time		File
542043.04	173503.11	800.0000	0.3295	8.0000	6/7/2017	09:32 AM	GEDIT.RS

Level : 6

Area	Height	Vol Adj Amt	ISTD Response	ISTD Amount	Date/Time	File
653506.72	209385.80	1000.0000	0.4102	10.0000	6/7/2017 09:32 AM	GEDIT.RS

Level : 7

Area	Height	Vol Adj Amt	ISTD Response	ISTD Amount	Date/Time	File
750995.84	242000.18	1200.0000	0.4839	12.0000	6/7/2017 09:32 AM	GEDIT.RS

Component: 1016-5

Level : 0.5

Area	Height	Vol Adj Amt	ISTD Response	ISTD Amount	Date/Time	File
26528.48	11445.17	50.0000	0.0171	0.5000	6/7/2017 09:32 AM	GEDIT.RS

Level : 1

Area	Height	Vol Adj Amt	ISTD Response	ISTD Amount	Date/Time	File
61633.35	23676.23	100.0000	0.0409	1.0000	6/7/2017 09:32 AM	GEDIT.RS

Level : 2

Area	Height	Vol Adj Amt	ISTD Response	ISTD Amount	Date/Time	File
119050.33	44733.67	200.0000	0.0764	2.0000	6/7/2017 09:32 AM	GEDIT.RS

Level : 3

Area	Height	Vol Adj Amt	ISTD Response	ISTD Amount	Date/Time	File
221361.04	81830.02	400.0000	0.1413	4.0000	6/7/2017 09:32 AM	GEDIT.RS

Level : 4

Area	Height	Vol Adj Amt	ISTD Response	ISTD Amount	Date/Time	File
307747.81	112623.89	600.0000	0.1984	6.0000	6/7/2017 09:32 AM	GEDIT.RS

Level : 5

Area	Height	Vol Adj Amt	ISTD Response	ISTD Amount	Date/Time	File
407537.92	149930.65	800.0000	0.2477	8.0000	6/7/2017 09:32 AM	GEDIT.RS

Level : 6

Area	Height	Vol Adj Amt	ISTD Response	ISTD Amount	Date/Time	File
485362.28	175569.75	1000.0000	0.3046	10.0000	6/7/2017 09:32 AM	GEDIT.RS

Level : 7

Area	Height	Vol Adj Amt	ISTD Response	ISTD Amount	Date/Time	File
550194.71	201791.38	1200.0000	0.3545	12.0000	6/7/2017 09:32 AM	GEDIT.RS

Component: 1260-1

Level : 0.5

Area	Height	Vol Adj Amt	ISTD Response	ISTD Amount	Date/Time	File
90573.12	35212.54	50.0000	0.0583	0.5000	6/7/2017 09:32 AM	GEDIT.RS

Level : 1

Area	Height	Vol Adj Amt	ISTD Response	ISTD Amount	Date/Time		File
168753.28	63919.59	100.0000	0.1119	1.0000	6/7/2017	09:32 AM	GEDIT.RS

Level : 2

Area	Height	Vol Adj Amt	ISTD Response	ISTD Amount	Date/Time		File
321509.12	116760.83	200.0000	0.2062	2.0000	6/7/2017	09:32 AM	GEDIT.RS

Level : 3

Area	Height	Vol Adj Amt	ISTD Response	ISTD Amount	Date/Time		File
576585.11	205713.70	400.0000	0.3682	4.0000	6/7/2017	09:32 AM	GEDIT.RS

Level : 4

Area	Height	Vol Adj Amt	ISTD Response	ISTD Amount	Date/Time		File
811298.69	284718.76	600.0000	0.5230	6.0000	6/7/2017	09:32 AM	GEDIT.RS

Level : 5

Area	Height	Vol Adj Amt	ISTD Response	ISTD Amount	Date/Time		File
1060160.32	367873.59	800.0000	0.6444	8.0000	6/7/2017	09:32 AM	GEDIT.RS

Level : 6

Area	Height	Vol Adj Amt	ISTD Response	ISTD Amount	Date/Time		File
1227980.96	430500.03	1000.0000	0.7707	10.0000	6/7/2017	09:32 AM	GEDIT.RS

Level : 7

Area	Height	Vol Adj Amt	ISTD Response	ISTD Amount	Date/Time		File
1445257.07	495029.53	1200.0000	0.9312	12.0000	6/7/2017	09:32 AM	GEDIT.RS

Component: 1260-2

Level : 0.5

Area	Height	Vol Adj Amt	ISTD Response	ISTD Amount	Date/Time		File
46840.88	16500.95	50.0000	0.0301	0.5000	6/7/2017	09:32 AM	GEDIT.RS

Level : 1

Area	Height	Vol Adj Amt	ISTD Response	ISTD Amount	Date/Time		File
92119.84	32284.21	100.0000	0.0611	1.0000	6/7/2017	09:32 AM	GEDIT.RS

Level : 2

Area	Height	Vol Adj Amt	ISTD Response	ISTD Amount	Date/Time		File
184635.77	62530.22	200.0000	0.1184	2.0000	6/7/2017	09:32 AM	GEDIT.RS

Level : 3

Area	Height	Vol Adj Amt	ISTD Response	ISTD Amount	Date/Time		File
365116.53	117386.18	400.0000	0.2331	4.0000	6/7/2017	09:32 AM	GEDIT.RS

Level : 4

Area	Height	Vol Adj Amt	ISTD Response	ISTD Amount	Date/Time		File
544969.48	168974.56	600.0000	0.3513	6.0000	6/7/2017	09:32 AM	GEDIT.RS

Level : 5

Area	Height	Vol Adj Amt	ISTD Response	ISTD Amount	Date/Time		File
764657.13	228788.60	800.0000	0.4648	8.0000	6/7/2017	09:32 AM	GEDIT.RS

Level : 6

Area	Height	Vol Adj Amt	ISTD Response	ISTD Amount	Date/Time		File
894902.56	268024.66	1000.0000	0.5617	10.0000	6/7/2017	09:32 AM	GEDIT.RS

Level : 7

Area	Height	Vol Adj Amt	ISTD Response	ISTD Amount	Date/Time		File
1019020.68	311412.93	1200.0000	0.6566	12.0000	6/7/2017	09:32 AM	GEDIT.RS

Component: 1260-3

Level : 0.5

Area	Height	Vol Adj Amt	ISTD Response	ISTD Amount	Date/Time		File
110478.56	35245.80	50.0000	0.0711	0.5000	6/7/2017	09:32 AM	GEDIT.RS

Level : 1

Area	Height	Vol Adj Amt	ISTD Response	ISTD Amount	Date/Time		File
214584.96	65909.83	100.0000	0.1423	1.0000	6/7/2017	09:32 AM	GEDIT.RS

Level : 3

Area	Height	Vol Adj Amt	ISTD Response	ISTD Amount	Date/Time		File
834633.19	231414.37	400.0000	0.5329	4.0000	6/7/2017	09:32 AM	GEDIT.RS

Level : 4

Area	Height	Vol Adj Amt	ISTD Response	ISTD Amount	Date/Time		File
1203003.21	327416.50	600.0000	0.7754	6.0000	6/7/2017	09:32 AM	GEDIT.RS

Level : 5

Area	Height	Vol Adj Amt	ISTD Response	ISTD Amount	Date/Time		File
1655495.76	442411.20	800.0000	1.0063	8.0000	6/7/2017	09:32 AM	GEDIT.RS

Level : 6

Area	Height	Vol Adj Amt	ISTD Response	ISTD Amount	Date/Time		File
1928056.17	516832.63	1000.0000	1.2101	10.0000	6/7/2017	09:32 AM	GEDIT.RS

Level : 7

Area	Height	Vol Adj Amt	ISTD Response	ISTD Amount	Date/Time		File
2192658.71	596475.69	1200.0000	1.4128	12.0000	6/7/2017	09:32 AM	GEDIT.RS

Component: 1260-4

Level : 0.5

Area	Height	Vol Adj Amt	ISTD Response	ISTD Amount	Date/Time		File
76689.65	31156.52	50.0000	0.0493	0.5000	6/7/2017	09:32 AM	GEDIT.RS

Level : 1

Area	Height	Vol Adj Amt	ISTD Response	ISTD Amount	Date/Time		File
143193.99	56625.77	100.0000	0.0949	1.0000	6/7/2017	09:32 AM	GEDIT.RS

Level : 2

Area	Height	Vol Adj Amt	ISTD Response	ISTD Amount	Date/Time		File
285987.20	108805.26	200.0000	0.1834	2.0000	6/7/2017	09:32 AM	GEDIT.RS

Level : 3

Area	Height	Vol Adj Amt	ISTD Response	ISTD Amount	Date/Time		File
519002.82	193586.36	400.0000	0.3314	4.0000	6/7/2017	09:32 AM	GEDIT.RS

Level : 4

Area	Height	Vol Adj Amt	ISTD Response	ISTD Amount	Date/Time		File
734740.36	271749.43	600.0000	0.4736	6.0000	6/7/2017	09:32 AM	GEDIT.RS

Level : 5

Area	Height	Vol Adj Amt	ISTD Response	ISTD Amount	Date/Time		File
1019888.61	362692.28	800.0000	0.6200	8.0000	6/7/2017	09:32 AM	GEDIT.RS

Level : 6

Area	Height	Vol Adj Amt	ISTD Response	ISTD Amount	Date/Time		File
1179783.75	418766.64	1000.0000	0.7405	10.0000	6/7/2017	09:32 AM	GEDIT.RS

Level : 7

Area	Height	Vol Adj Amt	ISTD Response	ISTD Amount	Date/Time		File
1328474.39	481334.90	1200.0000	0.8560	12.0000	6/7/2017	09:32 AM	GEDIT.RS

Component: 1260-5

Level : 0.5

Area	Height	Vol Adj Amt	ISTD Response	ISTD Amount	Date/Time		File
38656.91	16128.91	50.0000	0.0249	0.5000	6/7/2017	09:32 AM	GEDIT.RS

Level : 1

Area	Height	Vol Adj Amt	ISTD Response	ISTD Amount	Date/Time		File
75822.17	31002.93	100.0000	0.0503	1.0000	6/7/2017	09:32 AM	GEDIT.RS

Level : 2

Area	Height	Vol Adj Amt	ISTD Response	ISTD Amount	Date/Time		File
155864.98	60501.50	200.0000	0.1000	2.0000	6/7/2017	09:32 AM	GEDIT.RS

Level : 3

Area	Height	Vol Adj Amt	ISTD Response	ISTD Amount	Date/Time		File
291563.61	112334.76	400.0000	0.1862	4.0000	6/7/2017	09:32 AM	GEDIT.RS

Level : 4

Area	Height	Vol Adj Amt	ISTD Response	ISTD Amount	Date/Time		File
425967.50	157879.75	600.0000	0.2746	6.0000	6/7/2017	09:32 AM	GEDIT.RS

Level : 5

Area	Height	Vol Adj Amt	ISTD Response	ISTD Amount	Date/Time		File
656325.66	216946.93	800.0000	0.3990	8.0000	6/7/2017	09:32 AM	GEDIT.RS

Level : 6

Area	Height	Vol Adj Amt	ISTD Response	ISTD Amount	Date/Time		File
765691.59	253637.87	1000.0000	0.4806	10.0000	6/7/2017	09:32 AM	GEDIT.RS

Level : 7

Area	Height	Vol Adj Amt	ISTD Response	ISTD Amount	Date/Time		File
805083.61	290152.19	1200.0000	0.5187	12.0000	6/7/2017	09:32 AM	GEDIT.RS

Component: DCBP SURR

Level : 0.5

Area	Height	Vol Adj Amt	ISTD Response	ISTD Amount	Date/Time		File
332498.24	130921.82	10.0000	0.2139	0.1000	6/7/2017	09:32 AM	GEDIT.RS

Level : 1

Area	Height	Vol Adj Amt	ISTD Response	ISTD Amount	Date/Time		File
567696.40	221218.42	20.0000	0.3763	0.2000	6/7/2017	09:32 AM	GEDIT.RS

Level : 2

Area	Height	Vol Adj Amt	ISTD Response	ISTD Amount	Date/Time		File
1062360.32	402799.60	40.0000	0.6814	0.4000	6/7/2017	09:32 AM	GEDIT.RS

Level : 3

Area	Height	Vol Adj Amt	ISTD Response	ISTD Amount	Date/Time		File
1541738.24	579570.43	60.0000	0.9844	0.6000	6/7/2017	09:32 AM	GEDIT.RS

Level : 4

Area	Height	Vol Adj Amt	ISTD Response	ISTD Amount	Date/Time		File
1951516.96	724404.48	80.0000	1.2579	0.8000	6/7/2017	09:32 AM	GEDIT.RS

Level : 5

Area	Height	Vol Adj Amt	ISTD Response	ISTD Amount	Date/Time		File
2333540.32	749540.29	100.0000	1.4185	1.0000	6/7/2017	09:32 AM	GEDIT.RS

Level : 6

Area	Height	Vol Adj Amt	ISTD Response	ISTD Amount	Date/Time	File
2476394.72	750635.58	120.0000	1.5543	1.2000	6/7/2017 09:32 AM	GEDIT.RS

Level : 7

Area	Height	Vol Adj Amt	ISTD Response	ISTD Amount	Date/Time	File
2740498.96	751556.25	140.0000	1.7658	1.4000	6/7/2017 09:32 AM	GEDIT.RS

Turbochrom Method File : E:\TC2017\ECD29\06-JUN\PC606BI.MTH
Created by : AM on : 6/7/2017 09:34 AM
Edited by : kca on : 6/7/2017 09:34 AM
Description :

Number of Times Edited : 2
Number of Times Calibrated : 4473

Instrument Conditions :
Perkin Elmer Autosystem
EZ Flash GC
Electron Capture Detector

Instrument Control Method:
Instrument name : AUTO_ECD29

Interface Parameters :
Delay Time : 0.00 min.
Run Time : 18.00 min.
Sampling Rate : 6.2500 pts/s
Interface Type : 900
Analog Voltage Input : 1000 mV
Data will be collected from both channels

Timed Events:
There are no timed events in the method

Real Time Plot Parameters :
Channel A -- Pages: 1 Offset: 0.000 mV Scale: 1000.000 mV
Channel B -- Pages: 1 Offset: 0.000 mV Scale: 1000.000 mV

Processing Parameters :
Bunch Factor : 1 points
Noise Threshold : 150 µV
Area Threshold : 104.00 µV

Peak Separation Criteria
Width Ratio : 0.200
Valley-to-Peak Ratio : 0.010

Exponential Skim Criteria
Peak Height Ratio : 5.000
Adjusted Height Ratio : 4.000
Valley Height Ratio : 3.000

Baseline Timed Events :
Event #1 - -P at 0.005
Event #2 - +P at 3.284
Event #3 - -P at 3.723
Event #4 - +P at 5.369
Event #5 - -P at 5.668
Event #6 - +P at 6.201
Event #7 - -P at 9.433
Event #8 - +P at 11.505

Event #9 - -P at 14.455
Event #10 - +P at 16.872
Event #11 - -P at 17.014

Annotated Replot Parameters :
No replot will be printed

Report Format files :
No report format files given

User Programs :
No user programs will be executed

Global Information :
Default Sample Volume : 1.000 ul
Quantitation Units :
Void Time : 0.000 min
Correct amounts during calibration : NO
Reject outliers during calibration : NO
An Internal Standard calibration will be used
Unknown peaks will be quantitated using a response factor of 1.000000

Component Information :
Int Std
Component Type : Single Peak Component
Retention Time : 3.462 min Search Window: 1.00 s, 1.00 %
Reference Component:
Find peak closest to expected RT in window
Internal Standard :
Use Average Calibration Factor (Area ratio / Amount ratio)
User Values:
Label :
Value 1: 0.000000
Value 2: 0.000000
Value 3: 0.000000
Value 4: 0.000000
Value 5: 0.000000
Calibration Levels:

Level Name	Amount	Area	Height	ISTD Resp.	ISTD Amt.	# Replicates
0.5	100.0000	897137.40	326766.81	1.0000	1.0000	1
1	100.0000	876019.36	340980.53	1.0000	1.0000	1
2	100.0000	910896.32	352096.12	1.0000	1.0000	1
3	100.0000	917338.08	361749.89	1.0000	1.0000	1
4	100.0000	909886.65	346036.92	1.0000	1.0000	1
5	100.0000	963006.86	367462.36	1.0000	1.0000	1
6	100.0000	942331.48	342865.66	1.0000	1.0000	1
7	100.0000	922617.39	354114.91	1.0000	1.0000	1

Average Calibration Factor = 1.000000 (%RSD = 0.00)

TCMX SURR
Component Type : Single Peak Component
Retention Time : 5.479 min Search Window: 1.50 s, 1.50 %
Reference Component:
Find peak closest to expected RT in window
Internal Standard : Int Std
Use Average Calibration Factor (Area ratio / Amount ratio)
User Values:
Label :

Value 1: 0.000000
Value 2: 0.000000
Value 3: 0.000000
Value 4: 0.000000
Value 5: 0.000000

Calibration Levels:

Level Name	Amount	Area	Height	ISTD Resp.	ISTD Amt.	# Replicates
0.5	10.0000	169410.88	70131.84	0.1888	0.1000	1
1	20.0000	289019.68	126238.64	0.3299	0.2000	1
2	40.0000	569564.80	243162.92	0.6253	0.4000	1
3	60.0000	847574.72	365060.98	0.9240	0.6000	1
4	80.0000	1065512.48	448771.18	1.1710	0.8000	1
5	100.0000	1395870.48	581225.85	1.4495	1.0000	1
6	120.0000	1605031.52	652191.60	1.7033	1.2000	1
7	140.0000	1807704.64	762874.72	1.9593	1.4000	1

Average Calibration Factor = 1.546659 (%RSD = 10.42)

1016-1

Component Type : Single Peak Component
Retention Time : 6.674 min Search Window: 1.00 s, 1.00 %
Reference Component:
Find peak closest to expected RT in window
Internal Standard : Int Std
Use Average Calibration Factor (Area ratio / Amount ratio)
User Values:
Label :
Value 1: 0.000000
Value 2: 0.000000
Value 3: 0.000000
Value 4: 0.000000
Value 5: 0.000000

Calibration Levels:

Level Name	Amount	Area	Height	ISTD Resp.	ISTD Amt.	# Replicates
0.5	50.0000	20824.72	8690.16	0.0232	0.5000	1
1	100.0000	41322.72	16556.03	0.0472	1.0000	1
2	200.0000	83147.44	32235.65	0.0913	2.0000	1
3	400.0000	154831.76	58978.66	0.1688	4.0000	1
4	600.0000	214965.76	80830.08	0.2363	6.0000	1
5	800.0000	289693.84	109054.11	0.3008	8.0000	1
6	1000.0000	346130.88	127086.95	0.3673	10.0000	1
7	1200.0000	395852.72	148047.50	0.4291	12.0000	1

Average Calibration Factor = 0.041362 (%RSD = 11.17)

1016-2

Component Type : Single Peak Component
Retention Time : 7.510 min Search Window: 1.00 s, 1.00 %
Reference Component: 1016-1
Find peak closest to expected RT in window
Internal Standard : Int Std
Use Average Calibration Factor (Area ratio / Amount ratio)
User Values:
Label :
Value 1: 0.000000
Value 2: 0.000000
Value 3: 0.000000
Value 4: 0.000000
Value 5: 0.000000

Calibration Levels:

Level Name	Amount	Area	Height	ISTD Resp.	ISTD Amt.	# Replicates
0.5	50.0000	45194.16	14209.50	0.0504	0.5000	1
1	100.0000	83337.52	25551.69	0.0951	1.0000	1
2	200.0000	159653.52	47025.14	0.1753	2.0000	1
3	400.0000	290076.00	85625.77	0.3162	4.0000	1

4	600.0000	400635.84	117447.63	0.4403	6.0000	1
5	800.0000	534009.92	154268.86	0.5545	8.0000	1
6	1000.0000	630698.88	182483.10	0.6693	10.0000	1
7	1200.0000	716391.20	207310.05	0.7765	12.0000	1

Average Calibration Factor = 0.079614 (%RSD = 16.99)

1016-3

Component Type : Single Peak Component
Retention Time : 8.680 min Search Window: 1.00 s, 1.00 %
Reference Component: 1016-1
Find peak closest to expected RT in window
Internal Standard : Int Std
Use Average Calibration Factor (Area ratio / Amount ratio)
User Values:
Label :
Value 1: 0.000000
Value 2: 0.000000
Value 3: 0.000000
Value 4: 0.000000
Value 5: 0.000000
Calibration Levels:

Level Name	Amount	Area	Height	ISTD Resp.	ISTD Amt.	# Replicates
0.5	50.0000	33989.28	12712.07	0.0379	0.5000	1
1	100.0000	65248.00	23571.20	0.0745	1.0000	1
2	200.0000	130032.32	44787.12	0.1428	2.0000	1
3	400.0000	238381.60	80823.73	0.2599	4.0000	1
4	600.0000	339401.41	113042.24	0.3730	6.0000	1
5	800.0000	456792.28	150957.58	0.4743	8.0000	1
6	1000.0000	546140.00	178083.52	0.5796	10.0000	1
7	1200.0000	623989.60	203293.85	0.6763	12.0000	1

Average Calibration Factor = 0.065297 (%RSD = 11.73)

1016-4

Component Type : Single Peak Component
Retention Time : 8.953 min Search Window: 1.00 s, 1.00 %
Reference Component: 1016-1
Find peak closest to expected RT in window
Internal Standard : Int Std
Use Average Calibration Factor (Area ratio / Amount ratio)
User Values:
Label :
Value 1: 0.000000
Value 2: 0.000000
Value 3: 0.000000
Value 4: 0.000000
Value 5: 0.000000
Calibration Levels:

Level Name	Amount	Area	Height	ISTD Resp.	ISTD Amt.	# Replicates
0.5	50.0000	20724.81	8714.06	0.0231	0.5000	1
1	100.0000	38982.94	16306.24	0.0445	1.0000	1
2	200.0000	76705.34	31850.73	0.0842	2.0000	1
3	400.0000	144785.91	59405.14	0.1578	4.0000	1
4	600.0000	204705.87	82885.62	0.2250	6.0000	1
5	800.0000	277554.46	113080.72	0.2882	8.0000	1
6	1000.0000	332179.59	135573.13	0.3525	10.0000	1
7	1200.0000	382277.93	155908.85	0.4143	12.0000	1

Average Calibration Factor = 0.039446 (%RSD = 11.15)

1016-5

Component Type : Single Peak Component
Retention Time : 9.099 min Search Window: 1.00 s, 1.00 %
Reference Component: 1016-1

Find peak closest to expected RT in window
Internal Standard : Int Std
Use Average Calibration Factor (Area ratio / Amount ratio)
User Values:
Label :
Value 1: 0.000000
Value 2: 0.000000
Value 3: 0.000000
Value 4: 0.000000
Value 5: 0.000000
Calibration Levels:

Level Name	Amount	Area	Height	ISTD Resp.	ISTD Amt.	# Replicates
0.5	50.0000	20261.08	8671.46	0.0226	0.5000	1
1	100.0000	38438.23	16038.29	0.0439	1.0000	1
2	200.0000	75480.91	30509.85	0.0829	2.0000	1
3	400.0000	138292.24	54198.57	0.1508	4.0000	1
4	600.0000	192602.88	74751.97	0.2117	6.0000	1
5	800.0000	257518.88	98551.45	0.2674	8.0000	1
6	1000.0000	305000.15	116260.96	0.3237	10.0000	1
7	1200.0000	346619.73	132800.58	0.3757	12.0000	1

Average Calibration Factor = 0.037568 (%RSD = 14.27)

1260-1
Component Type : Single Peak Component
Retention Time : 11.959 min Search Window: 0.50 s, 0.50 %
Reference Component:
Find peak closest to expected RT in window
Internal Standard : Int Std
Use Average Calibration Factor (Area ratio / Amount ratio)
User Values:
Label :
Value 1: 0.000000
Value 2: 0.000000
Value 3: 0.000000
Value 4: 0.000000
Value 5: 0.000000
Calibration Levels:

Level Name	Amount	Area	Height	ISTD Resp.	ISTD Amt.	# Replicates
0.5	50.0000	51922.00	21952.70	0.0579	0.5000	1
1	100.0000	93655.68	39365.13	0.1069	1.0000	1
2	200.0000	174215.28	71640.19	0.1913	2.0000	1
3	400.0000	321804.48	128322.94	0.3508	4.0000	1
4	600.0000	449579.36	174767.04	0.4941	6.0000	1
5	800.0000	591993.76	231748.51	0.6147	8.0000	1
6	1000.0000	689768.00	270655.31	0.7320	10.0000	1
7	1200.0000	796575.84	310036.30	0.8634	12.0000	1

Average Calibration Factor = 0.088791 (%RSD = 18.13)

1260-2
Component Type : Single Peak Component
Retention Time : 12.319 min Search Window: 0.50 s, 0.50 %
Reference Component: 1260-1
Find peak closest to expected RT in window
Internal Standard : Int Std
Use Average Calibration Factor (Area ratio / Amount ratio)
User Values:
Label :
Value 1: 0.000000
Value 2: 0.000000
Value 3: 0.000000
Value 4: 0.000000

Value 5: 0.000000

Calibration Levels:

Level Name	Amount	Area	Height	ISTD Resp.	ISTD Amt.	# Replicates
0.5	50.0000	58768.80	24250.19	0.0655	0.5000	1
1	100.0000	105387.92	43600.68	0.1203	1.0000	1
2	200.0000	199087.74	80125.66	0.2186	2.0000	1
3	400.0000	357556.17	140318.62	0.3898	4.0000	1
4	600.0000	502987.52	194013.30	0.5528	6.0000	1
5	800.0000	671441.78	257749.49	0.6972	8.0000	1
6	1000.0000	782828.00	296301.12	0.8307	10.0000	1
7	1200.0000	906849.66	344164.17	0.9829	12.0000	1

Average Calibration Factor = 0.100289 (%RSD = 18.10)

1260-3

Component Type : Single Peak Component

Retention Time : 13.039 min Search Window: 0.50 s, 0.50 %

Reference Component: 1260-1

Find peak closest to expected RT in window

Internal Standard : Int Std

Use Average Calibration Factor (Area ratio / Amount ratio)

User Values:

Label :

Value 1: 0.000000

Value 2: 0.000000

Value 3: 0.000000

Value 4: 0.000000

Value 5: 0.000000

Calibration Levels:

Level Name	Amount	Area	Height	ISTD Resp.	ISTD Amt.	# Replicates
0.5	50.0000	60944.47	17369.14	0.0679	0.5000	1
1	100.0000	116477.56	32421.63	0.1330	1.0000	1
2	200.0000	224589.45	60922.58	0.2466	2.0000	1
3	400.0000	411037.67	110431.70	0.4481	4.0000	1
4	600.0000	582364.51	157228.98	0.6400	6.0000	1
5	800.0000	778240.67	207008.88	0.8081	8.0000	1
6	1000.0000	905191.87	241154.96	0.9606	10.0000	1
7	1200.0000	1066904.53	282615.39	1.1564	12.0000	1

Average Calibration Factor = 0.113030 (%RSD = 14.09)

1260-4

Component Type : Single Peak Component

Retention Time : 13.133 min Search Window: 0.50 s, 0.50 %

Reference Component: 1260-1

Find peak closest to expected RT in window

Internal Standard : Int Std

Use Average Calibration Factor (Area ratio / Amount ratio)

User Values:

Label :

Value 1: 0.000000

Value 2: 0.000000

Value 3: 0.000000

Value 4: 0.000000

Value 5: 0.000000

Calibration Levels:

Level Name	Amount	Area	Height	ISTD Resp.	ISTD Amt.	# Replicates
0.5	50.0000	41393.99	17791.12	0.0461	0.5000	1
1	100.0000	81276.15	33385.39	0.0928	1.0000	1
2	200.0000	155615.48	62330.68	0.1708	2.0000	1
3	400.0000	279244.47	109852.50	0.3044	4.0000	1
4	600.0000	392200.15	154475.76	0.4310	6.0000	1
5	800.0000	517061.06	202464.00	0.5369	8.0000	1
6	1000.0000	604873.57	234104.66	0.6419	10.0000	1
7	1200.0000	704166.02	274743.34	0.7632	12.0000	1

Average Calibration Factor = 0.076666 (%RSD = 15.75)

1260-5

Component Type : Single Peak Component
Retention Time : 13.240 min Search Window: 0.50 s, 0.70 %
Reference Component: 1260-1
Find peak closest to expected RT in window
Internal Standard : Int Std
Use Average Calibration Factor (Area ratio / Amount ratio)
User Values:
Label :
Value 1: 0.000000
Value 2: 0.000000
Value 3: 0.000000
Value 4: 0.000000
Value 5: 0.000000
Calibration Levels:

Level Name	Amount	Area	Height	ISTD Resp.	ISTD Amt.	# Replicates
0.5	50.0000	20986.40	9454.84	0.0234	0.5000	1
1	100.0000	44185.94	18482.46	0.0504	1.0000	1
2	200.0000	87676.74	35639.23	0.0963	2.0000	1
3	400.0000	161742.73	64910.48	0.1763	4.0000	1
4	600.0000	231009.81	91027.70	0.2539	6.0000	1
5	800.0000	307820.12	120667.76	0.3196	8.0000	1
6	1000.0000	362671.10	139945.88	0.3849	10.0000	1
7	1200.0000	429428.33	166652.27	0.4654	12.0000	1

Average Calibration Factor = 0.043622 (%RSD = 10.32)

DCBP SURR

Component Type : Single Peak Component
Retention Time : 16.962 min Search Window: 0.50 s, 0.50 %
Reference Component:
Find peak closest to expected RT in window
Internal Standard : Int Std
Use Average Calibration Factor (Area ratio / Amount ratio)
User Values:
Label :
Value 1: 0.000000
Value 2: 0.000000
Value 3: 0.000000
Value 4: 0.000000
Value 5: 0.000000
Calibration Levels:

Level Name	Amount	Area	Height	ISTD Resp.	ISTD Amt.	# Replicates
1	20.0000	282594.72	112383.17	0.3226	0.2000	1
2	40.0000	514799.20	204629.36	0.5652	0.4000	1
3	60.0000	738010.80	295376.93	0.8045	0.6000	1
4	80.0000	928253.12	371703.60	1.0202	0.8000	1
5	100.0000	1187833.36	471551.44	1.2335	1.0000	1
6	120.0000	1318201.52	523606.57	1.3989	1.2000	1
7	140.0000	1549470.72	609634.43	1.6794	1.4000	1

Average Calibration Factor = 1.320101 (%RSD = 11.68)

Calibration Replicate Lists:
Component: Int Std
Level : 0.5

Area	Height	Vol Adj Amt	ISTD Response	ISTD Amount	Date/Time	File
897137.40	326766.81	100.0000	1.0000	1.0000	6/7/2017 09:34 AM	GEDIT.RS

Area	Height	Vol Adj Amt	ISTD Response	ISTD Amount	Date/Time		File
876019.36	340980.53	100.0000	1.0000	1.0000	6/7/2017	09:34 AM	GEDIT.RS

Level : 2

Area	Height	Vol Adj Amt	ISTD Response	ISTD Amount	Date/Time		File
910896.32	352096.12	100.0000	1.0000	1.0000	6/7/2017	09:34 AM	GEDIT.RS

Level : 3

Area	Height	Vol Adj Amt	ISTD Response	ISTD Amount	Date/Time		File
917338.08	361749.89	100.0000	1.0000	1.0000	6/7/2017	09:34 AM	GEDIT.RS

Level : 4

Area	Height	Vol Adj Amt	ISTD Response	ISTD Amount	Date/Time		File
909886.65	346036.92	100.0000	1.0000	1.0000	6/7/2017	09:34 AM	GEDIT.RS

Level : 5

Area	Height	Vol Adj Amt	ISTD Response	ISTD Amount	Date/Time		File
963006.86	367462.36	100.0000	1.0000	1.0000	6/7/2017	09:34 AM	GEDIT.RS

Level : 6

Area	Height	Vol Adj Amt	ISTD Response	ISTD Amount	Date/Time		File
942331.48	342865.66	100.0000	1.0000	1.0000	6/7/2017	09:34 AM	GEDIT.RS

Level : 7

Area	Height	Vol Adj Amt	ISTD Response	ISTD Amount	Date/Time		File
922617.39	354114.91	100.0000	1.0000	1.0000	6/7/2017	09:34 AM	GEDIT.RS

Component: TCMX SURR

Level : 0.5

Area	Height	Vol Adj Amt	ISTD Response	ISTD Amount	Date/Time		File
169410.88	70131.84	10.0000	0.1888	0.1000	6/7/2017	09:34 AM	GEDIT.RS

Level : 1

Area	Height	Vol Adj Amt	ISTD Response	ISTD Amount	Date/Time		File
289019.68	126238.64	20.0000	0.3299	0.2000	6/7/2017	09:34 AM	GEDIT.RS

Level : 2

Area	Height	Vol Adj Amt	ISTD Response	ISTD Amount	Date/Time		File
569564.80	243162.92	40.0000	0.6253	0.4000	6/7/2017	09:34 AM	GEDIT.RS

Level : 3

Area	Height	Vol Adj Amt	ISTD Response	ISTD Amount	Date/Time		File
847574.72	365060.98	60.0000	0.9240	0.6000	6/7/2017	09:34 AM	GEDIT.RS

Level : 4

Area	Height	Vol Adj Amt	ISTD Response	ISTD Amount	Date/Time		File

1065512.48	448771.18	80.0000	1.1710	0.8000	6/7/2017 09:34 AM	GEDIT.RS

Level : 5

Area	Height	Vol Adj Amt	ISTD Response	ISTD Amount	Date/Time	File
1395870.48	581225.85	100.0000	1.4495	1.0000	6/7/2017 09:34 AM	GEDIT.RS

Level : 6

Area	Height	Vol Adj Amt	ISTD Response	ISTD Amount	Date/Time	File
1605031.52	652191.60	120.0000	1.7033	1.2000	6/7/2017 09:34 AM	GEDIT.RS

Level : 7

Area	Height	Vol Adj Amt	ISTD Response	ISTD Amount	Date/Time	File
1807704.64	762874.72	140.0000	1.9593	1.4000	6/7/2017 09:34 AM	GEDIT.RS

Component: 1016-1

Level : 0.5

Area	Height	Vol Adj Amt	ISTD Response	ISTD Amount	Date/Time	File
20824.72	8690.16	50.0000	0.0232	0.5000	6/7/2017 09:34 AM	GEDIT.RS

Level : 1

Area	Height	Vol Adj Amt	ISTD Response	ISTD Amount	Date/Time	File
41322.72	16556.03	100.0000	0.0472	1.0000	6/7/2017 09:34 AM	GEDIT.RS

Level : 2

Area	Height	Vol Adj Amt	ISTD Response	ISTD Amount	Date/Time	File
83147.44	32235.65	200.0000	0.0913	2.0000	6/7/2017 09:34 AM	GEDIT.RS

Level : 3

Area	Height	Vol Adj Amt	ISTD Response	ISTD Amount	Date/Time	File
154831.76	58978.66	400.0000	0.1688	4.0000	6/7/2017 09:34 AM	GEDIT.RS

Level : 4

Area	Height	Vol Adj Amt	ISTD Response	ISTD Amount	Date/Time	File
214965.76	80830.08	600.0000	0.2363	6.0000	6/7/2017 09:34 AM	GEDIT.RS

Level : 5

Area	Height	Vol Adj Amt	ISTD Response	ISTD Amount	Date/Time	File
289693.84	109054.11	800.0000	0.3008	8.0000	6/7/2017 09:34 AM	GEDIT.RS

Level : 6

Area	Height	Vol Adj Amt	ISTD Response	ISTD Amount	Date/Time	File
346130.88	127086.95	1000.0000	0.3673	10.0000	6/7/2017 09:34 AM	GEDIT.RS

Level : 7

Area	Height	Vol Adj Amt	ISTD Response	ISTD Amount	Date/Time	File
395852.72	148047.50	1200.0000	0.4291	12.0000	6/7/2017 09:34 AM	GEDIT.RS

Component: 1016-2

Level : 0.5

Area	Height	Vol Adj Amt	ISTD Response	ISTD Amount	Date/Time	File
45194.16	14209.50	50.0000	0.0504	0.5000	6/7/2017 09:34 AM	GEDIT.RS

Level : 1

Area	Height	Vol Adj Amt	ISTD Response	ISTD Amount	Date/Time	File
83337.52	25551.69	100.0000	0.0951	1.0000	6/7/2017 09:34 AM	GEDIT.RS

Level : 2

Area	Height	Vol Adj Amt	ISTD Response	ISTD Amount	Date/Time	File
159653.52	47925.14	200.0000	0.1753	2.0000	6/7/2017 09:34 AM	GEDIT.RS

Level : 3

Area	Height	Vol Adj Amt	ISTD Response	ISTD Amount	Date/Time	File
290076.00	85625.77	400.0000	0.3162	4.0000	6/7/2017 09:34 AM	GEDIT.RS

Level : 4

Area	Height	Vol Adj Amt	ISTD Response	ISTD Amount	Date/Time	File
400635.84	117447.63	600.0000	0.4403	6.0000	6/7/2017 09:34 AM	GEDIT.RS

Level : 5

Area	Height	Vol Adj Amt	ISTD Response	ISTD Amount	Date/Time	File
534009.92	154268.86	800.0000	0.5545	8.0000	6/7/2017 09:34 AM	GEDIT.RS

Level : 6

Area	Height	Vol Adj Amt	ISTD Response	ISTD Amount	Date/Time	File
630698.88	182483.10	1000.0000	0.6693	10.0000	6/7/2017 09:34 AM	GEDIT.RS

Level : 7

Area	Height	Vol Adj Amt	ISTD Response	ISTD Amount	Date/Time	File
716391.20	207310.05	1200.0000	0.7765	12.0000	6/7/2017 09:34 AM	GEDIT.RS

Component: 1016-3

Level : 0.5

Area	Height	Vol Adj Amt	ISTD Response	ISTD Amount	Date/Time	File
33989.28	12712.07	50.0000	0.0379	0.5000	6/7/2017 09:34 AM	GEDIT.RS

Level : 1

Area	Height	Vol Adj Amt	ISTD Response	ISTD Amount	Date/Time	File
65248.00	23571.20	100.0000	0.0745	1.0000	6/7/2017 09:34 AM	GEDIT.RS

Level : 2

Area	Height	Vol Adj Amt	ISTD Response	ISTD Amount	Date/Time	File
130032.32	44787.12	200.0000	0.1428	2.0000	6/7/2017 09:34 AM	GEDIT.RS

Level : 3

Area	Height	Vol Adj Amt	ISTD Response	ISTD Amount	Date/Time		File
238381.60	80823.73	400.0000	0.2599	4.0000	6/7/2017	09:34 AM	GEDIT.RS

Level : 4

Area	Height	Vol Adj Amt	ISTD Response	ISTD Amount	Date/Time		File
339401.41	113042.24	600.0000	0.3730	6.0000	6/7/2017	09:34 AM	GEDIT.RS

Level : 5

Area	Height	Vol Adj Amt	ISTD Response	ISTD Amount	Date/Time		File
456792.28	150957.58	800.0000	0.4743	8.0000	6/7/2017	09:34 AM	GEDIT.RS

Level : 6

Area	Height	Vol Adj Amt	ISTD Response	ISTD Amount	Date/Time		File
546140.00	178083.52	1000.0000	0.5796	10.0000	6/7/2017	09:34 AM	GEDIT.RS

Level : 7

Area	Height	Vol Adj Amt	ISTD Response	ISTD Amount	Date/Time		File
623989.60	203293.85	1200.0000	0.6763	12.0000	6/7/2017	09:34 AM	GEDIT.RS

Component: 1016-4

Level : 0.5

Area	Height	Vol Adj Amt	ISTD Response	ISTD Amount	Date/Time		File
20724.81	8714.06	50.0000	0.0231	0.5000	6/7/2017	09:34 AM	GEDIT.RS

Level : 1

Area	Height	Vol Adj Amt	ISTD Response	ISTD Amount	Date/Time		File
38982.94	16306.24	100.0000	0.0445	1.0000	6/7/2017	09:34 AM	GEDIT.RS

Level : 2

Area	Height	Vol Adj Amt	ISTD Response	ISTD Amount	Date/Time		File
76705.34	31850.73	200.0000	0.0842	2.0000	6/7/2017	09:34 AM	GEDIT.RS

Level : 3

Area	Height	Vol Adj Amt	ISTD Response	ISTD Amount	Date/Time		File
144785.91	59405.14	400.0000	0.1578	4.0000	6/7/2017	09:34 AM	GEDIT.RS

Level : 4

Area	Height	Vol Adj Amt	ISTD Response	ISTD Amount	Date/Time		File
204705.87	82885.62	600.0000	0.2250	6.0000	6/7/2017	09:34 AM	GEDIT.RS

Level : 5

Area	Height	Vol Adj Amt	ISTD Response	ISTD Amount	Date/Time		File
277554.46	113080.72	800.0000	0.2882	8.0000	6/7/2017	09:34 AM	GEDIT.RS

Level : 6

Area	Height	Vol Adj Amt	ISTD Response	ISTD Amount	Date/Time	File
332179.59	135573.13	1000.0000	0.3525	10.0000	6/7/2017 09:34 AM	GEDIT.RS

Level : 7

Area	Height	Vol Adj Amt	ISTD Response	ISTD Amount	Date/Time	File
382277.93	155908.85	1200.0000	0.4143	12.0000	6/7/2017 09:34 AM	GEDIT.RS

Component: 1016-5

Level : 0.5

Area	Height	Vol Adj Amt	ISTD Response	ISTD Amount	Date/Time	File
20261.08	8671.46	50.0000	0.0226	0.5000	6/7/2017 09:34 AM	GEDIT.RS

Level : 1

Area	Height	Vol Adj Amt	ISTD Response	ISTD Amount	Date/Time	File
38438.23	16038.29	100.0000	0.0439	1.0000	6/7/2017 09:34 AM	GEDIT.RS

Level : 2

Area	Height	Vol Adj Amt	ISTD Response	ISTD Amount	Date/Time	File
75480.91	30509.85	200.0000	0.0829	2.0000	6/7/2017 09:34 AM	GEDIT.RS

Level : 3

Area	Height	Vol Adj Amt	ISTD Response	ISTD Amount	Date/Time	File
138292.24	54198.57	400.0000	0.1508	4.0000	6/7/2017 09:34 AM	GEDIT.RS

Level : 4

Area	Height	Vol Adj Amt	ISTD Response	ISTD Amount	Date/Time	File
192602.88	74751.97	600.0000	0.2117	6.0000	6/7/2017 09:34 AM	GEDIT.RS

Level : 5

Area	Height	Vol Adj Amt	ISTD Response	ISTD Amount	Date/Time	File
257518.88	98551.45	800.0000	0.2674	8.0000	6/7/2017 09:34 AM	GEDIT.RS

Level : 6

Area	Height	Vol Adj Amt	ISTD Response	ISTD Amount	Date/Time	File
305000.15	116260.96	1000.0000	0.3237	10.0000	6/7/2017 09:34 AM	GEDIT.RS

Level : 7

Area	Height	Vol Adj Amt	ISTD Response	ISTD Amount	Date/Time	File
346619.73	132800.58	1200.0000	0.3757	12.0000	6/7/2017 09:34 AM	GEDIT.RS

Component: 1260-1

Level : 0.5

Area	Height	Vol Adj Amt	ISTD Response	ISTD Amount	Date/Time	File
51922.00	21952.70	50.0000	0.0579	0.5000	6/7/2017 09:34 AM	GEDIT.RS

Level : 1

Area	Height	Vol Adj Amt	ISTD Response	ISTD Amount	Date/Time	File
93655.68	39365.13	100.0000	0.1069	1.0000	6/7/2017 09:34 AM	GEDIT.RS

Level : 2

Area	Height	Vol Adj Amt	ISTD Response	ISTD Amount	Date/Time	File
174215.28	71640.19	200.0000	0.1913	2.0000	6/7/2017 09:34 AM	GEDIT.RS

Level : 3

Area	Height	Vol Adj Amt	ISTD Response	ISTD Amount	Date/Time	File
321804.48	128322.94	400.0000	0.3508	4.0000	6/7/2017 09:34 AM	GEDIT.RS

Level : 4

Area	Height	Vol Adj Amt	ISTD Response	ISTD Amount	Date/Time	File
449579.36	174767.04	600.0000	0.4941	6.0000	6/7/2017 09:34 AM	GEDIT.RS

Level : 5

Area	Height	Vol Adj Amt	ISTD Response	ISTD Amount	Date/Time	File
591993.76	231748.51	800.0000	0.6147	8.0000	6/7/2017 09:34 AM	GEDIT.RS

Level : 6

Area	Height	Vol Adj Amt	ISTD Response	ISTD Amount	Date/Time	File
689768.00	270655.31	1000.0000	0.7320	10.0000	6/7/2017 09:34 AM	GEDIT.RS

Level : 7

Area	Height	Vol Adj Amt	ISTD Response	ISTD Amount	Date/Time	File
796575.84	310036.30	1200.0000	0.8634	12.0000	6/7/2017 09:34 AM	GEDIT.RS

Component: 1260-2

Level : 0.5

Area	Height	Vol Adj Amt	ISTD Response	ISTD Amount	Date/Time	File
58768.80	24250.19	50.0000	0.0655	0.5000	6/7/2017 09:34 AM	GEDIT.RS

Level : 1

Area	Height	Vol Adj Amt	ISTD Response	ISTD Amount	Date/Time	File
105387.92	43600.68	100.0000	0.1203	1.0000	6/7/2017 09:34 AM	GEDIT.RS

Level : 2

Area	Height	Vol Adj Amt	ISTD Response	ISTD Amount	Date/Time	File
199087.74	80125.66	200.0000	0.2186	2.0000	6/7/2017 09:34 AM	GEDIT.RS

Level : 3

Area	Height	Vol Adj Amt	ISTD Response	ISTD Amount	Date/Time	File
357556.17	140318.62	400.0000	0.3898	4.0000	6/7/2017 09:34 AM	GEDIT.RS

Level : 4

Area	Height	Vol Adj Amt	ISTD Response	ISTD Amount	Date/Time	File
502987.52	194013.30	600.0000	0.5528	6.0000	6/7/2017 09:34 AM	GEDIT.RS

Level : 5

Area	Height	Vol Adj Amt	ISTD Response	ISTD Amount	Date/Time	File
671441.78	257749.49	800.0000	0.6972	8.0000	6/7/2017 09:34 AM	GEDIT.RS

Level : 6

Area	Height	Vol Adj Amt	ISTD Response	ISTD Amount	Date/Time	File
782828.00	296301.12	1000.0000	0.8307	10.0000	6/7/2017 09:34 AM	GEDIT.RS

Level : 7

Area	Height	Vol Adj Amt	ISTD Response	ISTD Amount	Date/Time	File
906849.66	344164.17	1200.0000	0.9829	12.0000	6/7/2017 09:34 AM	GEDIT.RS

Component: 1260-3

Level : 0.5

Area	Height	Vol Adj Amt	ISTD Response	ISTD Amount	Date/Time	File
60944.47	17369.14	50.0000	0.0679	0.5000	6/7/2017 09:34 AM	GEDIT.RS

Level : 1

Area	Height	Vol Adj Amt	ISTD Response	ISTD Amount	Date/Time	File
116477.56	32421.63	100.0000	0.1330	1.0000	6/7/2017 09:34 AM	GEDIT.RS

Level : 2

Area	Height	Vol Adj Amt	ISTD Response	ISTD Amount	Date/Time	File
224589.45	60922.58	200.0000	0.2466	2.0000	6/7/2017 09:34 AM	GEDIT.RS

Level : 3

Area	Height	Vol Adj Amt	ISTD Response	ISTD Amount	Date/Time	File
411037.67	110431.70	400.0000	0.4481	4.0000	6/7/2017 09:34 AM	GEDIT.RS

Level : 4

Area	Height	Vol Adj Amt	ISTD Response	ISTD Amount	Date/Time	File
582364.51	157228.98	600.0000	0.6400	6.0000	6/7/2017 09:34 AM	GEDIT.RS

Level : 5

Area	Height	Vol Adj Amt	ISTD Response	ISTD Amount	Date/Time	File
778240.67	207008.88	800.0000	0.8081	8.0000	6/7/2017 09:34 AM	GEDIT.RS

Level : 6

Area	Height	Vol Adj Amt	ISTD Response	ISTD Amount	Date/Time	File
905191.87	241154.96	1000.0000	0.9606	10.0000	6/7/2017 09:34 AM	GEDIT.RS

Level : 7

Area	Height	Vol Adj Amt	ISTD Response	ISTD Amount	Date/Time		File
1066904.53	282615.39	1200.0000	1.1564	12.0000	6/7/2017	09:34 AM	GEDIT.RS

Component: 1260-4

Level : 0.5

Area	Height	Vol Adj Amt	ISTD Response	ISTD Amount	Date/Time		File
41393.99	17791.12	50.0000	0.0461	0.5000	6/7/2017	09:34 AM	GEDIT.RS

Level : 1

Area	Height	Vol Adj Amt	ISTD Response	ISTD Amount	Date/Time		File
81276.15	33385.39	100.0000	0.0928	1.0000	6/7/2017	09:34 AM	GEDIT.RS

Level : 2

Area	Height	Vol Adj Amt	ISTD Response	ISTD Amount	Date/Time		File
155615.48	62330.68	200.0000	0.1708	2.0000	6/7/2017	09:34 AM	GEDIT.RS

Level : 3

Area	Height	Vol Adj Amt	ISTD Response	ISTD Amount	Date/Time		File
279244.47	109852.50	400.0000	0.3044	4.0000	6/7/2017	09:34 AM	GEDIT.RS

Level : 4

Area	Height	Vol Adj Amt	ISTD Response	ISTD Amount	Date/Time		File
392200.15	154475.76	600.0000	0.4310	6.0000	6/7/2017	09:34 AM	GEDIT.RS

Level : 5

Area	Height	Vol Adj Amt	ISTD Response	ISTD Amount	Date/Time		File
517061.06	202464.00	800.0000	0.5369	8.0000	6/7/2017	09:34 AM	GEDIT.RS

Level : 6

Area	Height	Vol Adj Amt	ISTD Response	ISTD Amount	Date/Time		File
604873.57	234104.66	1000.0000	0.6419	10.0000	6/7/2017	09:34 AM	GEDIT.RS

Level : 7

Area	Height	Vol Adj Amt	ISTD Response	ISTD Amount	Date/Time		File
704166.02	274743.34	1200.0000	0.7632	12.0000	6/7/2017	09:34 AM	GEDIT.RS

Component: 1260-5

Level : 0.5

Area	Height	Vol Adj Amt	ISTD Response	ISTD Amount	Date/Time		File
20986.40	9454.84	50.0000	0.0234	0.5000	6/7/2017	09:34 AM	GEDIT.RS

Level : 1

Area	Height	Vol Adj Amt	ISTD Response	ISTD Amount	Date/Time		File
44185.94	18482.46	100.0000	0.0504	1.0000	6/7/2017	09:34 AM	GEDIT.RS

Level : 2

Area	Height	Vol Adj Amt	ISTD Response	ISTD Amount	Date/Time	File
87676.74	35639.23	200.0000	0.0963	2.0000	6/7/2017 09:34 AM	GEDIT.RS

Level : 3

Area	Height	Vol Adj Amt	ISTD Response	ISTD Amount	Date/Time	File
161742.73	64910.48	400.0000	0.1763	4.0000	6/7/2017 09:34 AM	GEDIT.RS

Level : 4

Area	Height	Vol Adj Amt	ISTD Response	ISTD Amount	Date/Time	File
231009.81	91027.70	600.0000	0.2539	6.0000	6/7/2017 09:34 AM	GEDIT.RS

Level : 5

Area	Height	Vol Adj Amt	ISTD Response	ISTD Amount	Date/Time	File
307820.12	120667.76	800.0000	0.3196	8.0000	6/7/2017 09:34 AM	GEDIT.RS

Level : 6

Area	Height	Vol Adj Amt	ISTD Response	ISTD Amount	Date/Time	File
362671.10	139945.88	1000.0000	0.3849	10.0000	6/7/2017 09:34 AM	GEDIT.RS

Level : 7

Area	Height	Vol Adj Amt	ISTD Response	ISTD Amount	Date/Time	File
429428.33	166652.27	1200.0000	0.4654	12.0000	6/7/2017 09:34 AM	GEDIT.RS

Component: DCBP SURR

Level : 1

Area	Height	Vol Adj Amt	ISTD Response	ISTD Amount	Date/Time	File
282594.72	112383.17	20.0000	0.3226	0.2000	6/7/2017 09:34 AM	GEDIT.RS

Level : 2

Area	Height	Vol Adj Amt	ISTD Response	ISTD Amount	Date/Time	File
514799.20	204629.36	40.0000	0.5652	0.4000	6/7/2017 09:34 AM	GEDIT.RS

Level : 3

Area	Height	Vol Adj Amt	ISTD Response	ISTD Amount	Date/Time	File
738010.80	295376.93	60.0000	0.8045	0.6000	6/7/2017 09:34 AM	GEDIT.RS

Level : 4

Area	Height	Vol Adj Amt	ISTD Response	ISTD Amount	Date/Time	File
928253.12	371703.60	80.0000	1.0202	0.8000	6/7/2017 09:34 AM	GEDIT.RS

Level : 5

Area	Height	Vol Adj Amt	ISTD Response	ISTD Amount	Date/Time	File
1187833.36	471551.44	100.0000	1.2335	1.0000	6/7/2017 09:34 AM	GEDIT.RS

Level : 6

Area	Height	Vol Adj Amt	ISTD Response	ISTD Amount	Date/Time		File
1318201.52	523606.57	120.0000	1.3989	1.2000	6/7/2017	09:34 AM	GEDIT.RS

Level : 7

Area	Height	Vol Adj Amt	ISTD Response	ISTD Amount	Date/Time		File
1549470.72	609634.43	140.0000	1.6794	1.4000	6/7/2017	09:34 AM	GEDIT.RS

Software Version: 4.1<1L22>
Date: 6/7/2017 09:37 AM
Sample Name : mix 1200;13h
Data File : E:\TC2017\ECD29\06-JUN\606A010.RAW Date: 6/6/2017 04:54 PM
Sequence File: E:\TC2017\ECD29\06-JUN\PCB_SEQ.SEQ Cycle: 58 Channel : A
Instrument : AUTO_ECD29 Rack/Vial: 0/0 Operator:
Sample Amount : 1.0000 Dilution Factor : 1.00

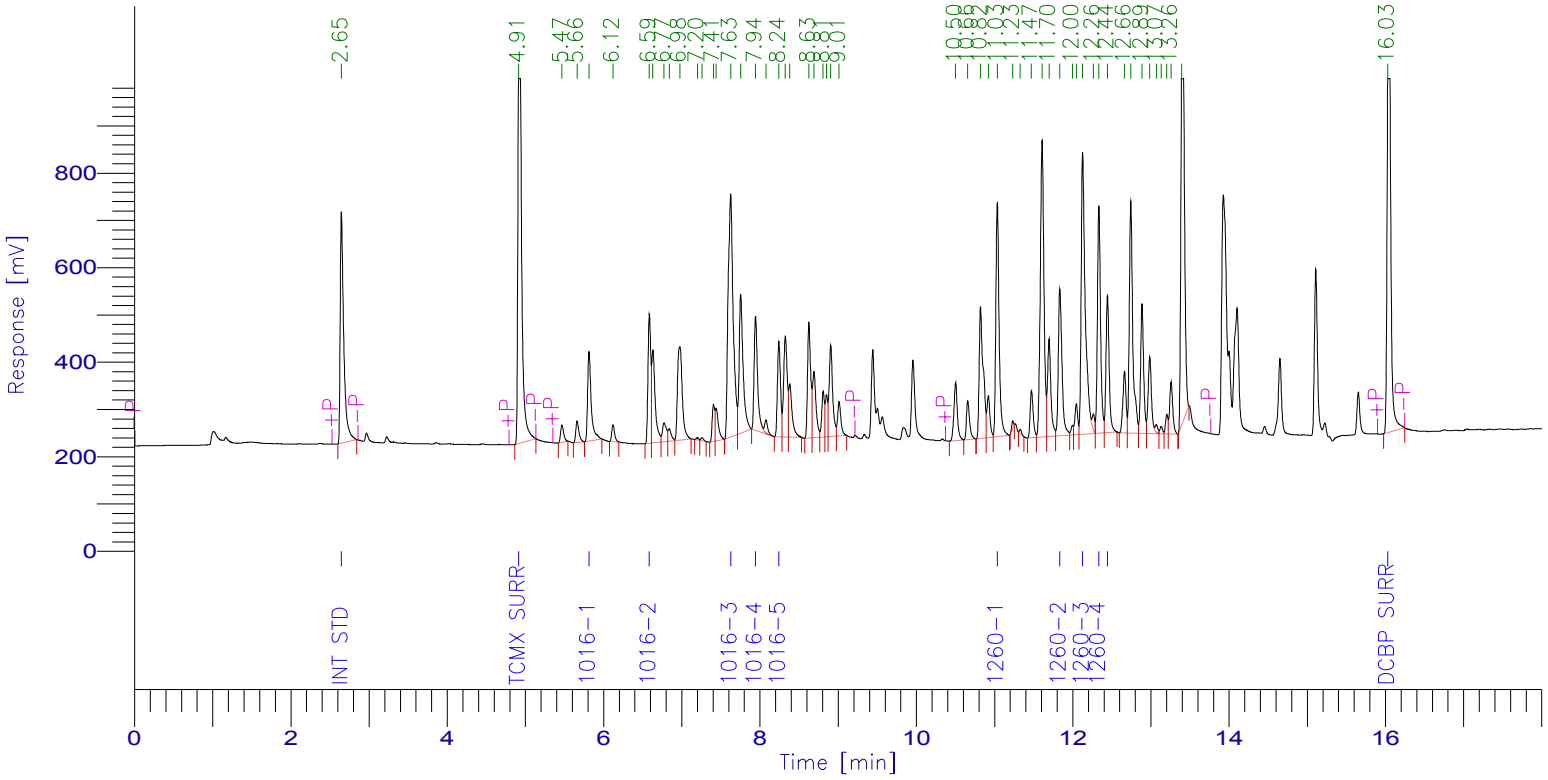

PCB Report

Time [min]	Component Name	Raw Amount	Area [µV·s]	Surrogate SM/WM	Surrogate QC / SL	Spike Rec Soils (%)	Spike Rec Water (%)
2.646	Int Std	100.0000	1552004.32	250.0000	100.0000	40.0000	20.0000
4.913	TCMX SURR	118.2851	2842434.56	295.7126	118.2851	47.3140	23.6570
5.813	1016-1	1220.3590	604865.60	3050.8975	1220.3590	488.1436	244.0718
6.585	1016-2	996.4745	673982.16	2491.1862	996.4745	398.5898	199.2949
7.626	1016-3	1034.4722	2305014.27	2586.1804	1034.4722	413.7889	206.8944
7.943	1016-4	1133.6812	750995.84	2834.2030	1133.6812	453.4725	226.7362
8.241	1016-5	1040.6212	550194.71	2601.5530	1040.6212	416.2485	208.1242
11.034	1260-1	998.7278	1445257.07	2496.8195	998.7278	399.4911	199.7456
11.833	1260-2	1126.3268	1019020.68	2815.8170	1126.3268	450.5307	225.2654
12.125	1260-3	1085.1060	2192658.71	2712.7650	1085.1060	434.0424	217.0212
12.333	1260-4	1022.1244	1328474.39	2555.3110	1022.1244	408.8498	204.4249
12.443	1260-5	1082.2806	805083.61	2705.7015	1082.2806	432.9122	216.4561
16.028	DCBP SURR	109.4038	2740498.96	273.5094	109.4038	43.7615	21.8808
		11067.8624	18810484.88				

Client Id: Initial Calibration

Software Version: 4.1<1L22>
Date: 6/7/2017 09:37 AM
Sample Name : mix 1200;13h
Data File : E:\TC2017\ECD29\06-JUN\606B010.RAW Date: 6/6/2017 04:54 PM
Sequence File: E:\TC2017\ECD29\06-JUN\PCB_SEQ.SEQ Cycle: 58 Channel : B
Instrument : AUTO_ECD29 Rack/Vial: 0/0 Operator:
Sample Amount : 1.0000 Dilution Factor : 1.00

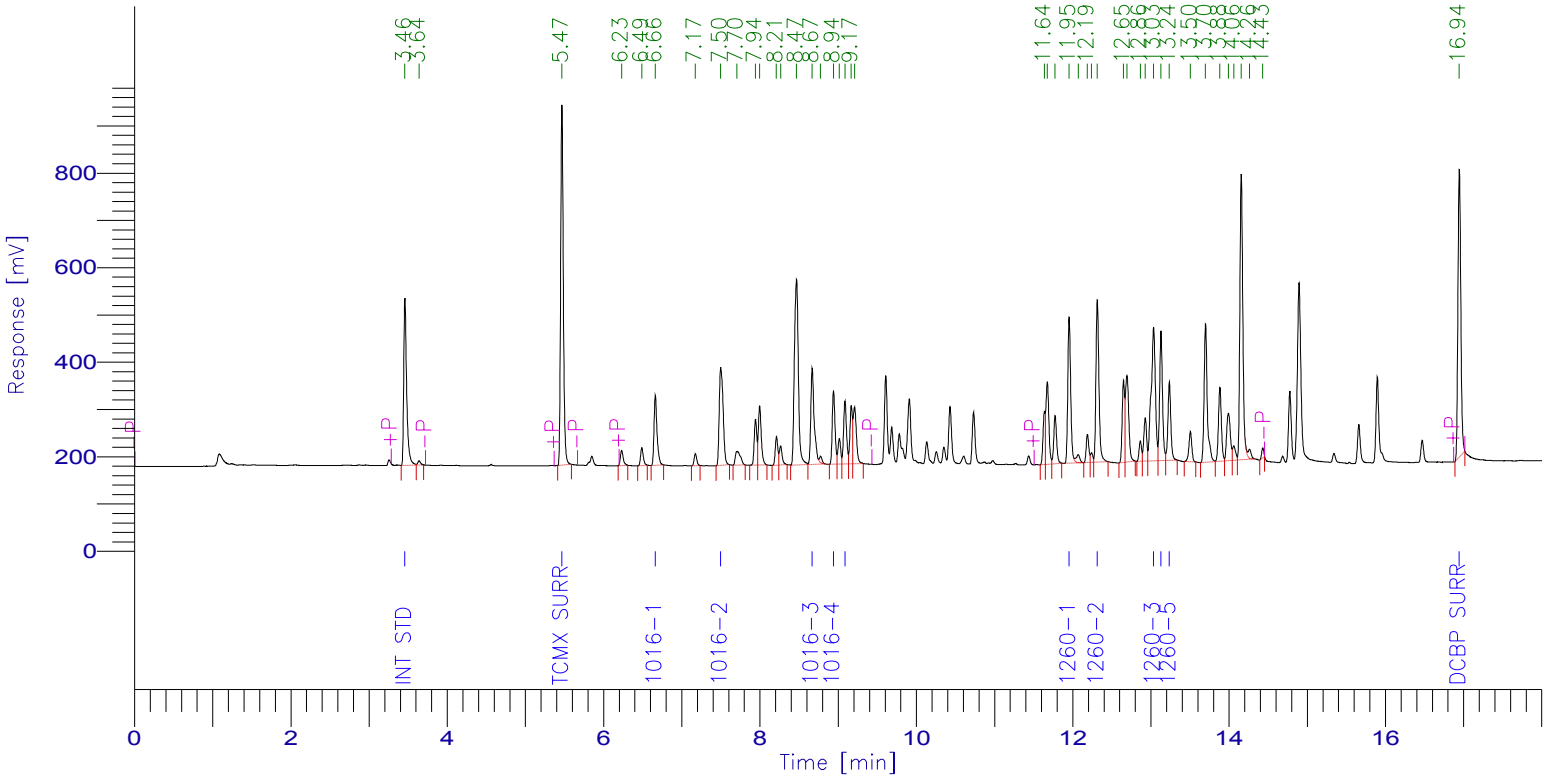

PCB Report

Time [min]	Component Name	Raw Amount	Area [µV·s]	Surrogate SM/WM	Surrogate QC / SL	Spike Rec Soils (%)	Spike Rec Water (%)
3.458	Int Std	100.0000	922617.39	250.0000	100.0000	40.0000	20.0000
5.466	TCMX SURR	126.6810	1807704.64	316.7024	126.6810	50.6724	25.3362
6.661	1016-1	1037.3122	395852.72	2593.2805	1037.3122	414.9249	207.4624
7.497	1016-2	975.3048	716391.20	2438.2620	975.3048	390.1219	195.0610
8.667	1016-3	1035.7699	623989.60	2589.4247	1035.7699	414.3080	207.1540
8.940	1016-4	1050.4014	382277.93	2626.0034	1050.4014	420.1605	210.0803
9.086	1016-5	1000.0196	346619.73	2500.0489	1000.0196	400.0078	200.0039
11.953	1260-1	972.3790	796575.84	2430.9475	972.3790	388.9516	194.4758
12.313	1260-2	980.0760	906849.66	2450.1899	980.0760	392.0304	196.0152
13.033	1260-3	1023.0813	1066904.53	2557.7033	1023.0813	409.2325	204.6163
13.127	1260-4	995.5231	704166.02	2488.8078	995.5231	398.2092	199.1046
13.235	1260-5	1067.0014	429428.33	2667.5036	1067.0014	426.8006	213.4003
16.943	DCBP SURR	127.2197	1549470.72	318.0493	127.2197	50.8879	25.4439
		10490.7693	10648848.31				

Software Version: 4.1<1L22>
Date: 6/7/2017 09:37 AM
Sample Name : mix 1000;13e
Data File : E:\TC2017\ECD29\06-JUN\606A011.RAW Date: 6/6/2017 05:17 PM
Sequence File: E:\TC2017\ECD29\06-JUN\PCB_SEQ.SEQ Cycle: 59 Channel : A
Instrument : AUTO_ECD29 Rack/Vial: 0/0 Operator:
Sample Amount : 1.0000 Dilution Factor : 1.00

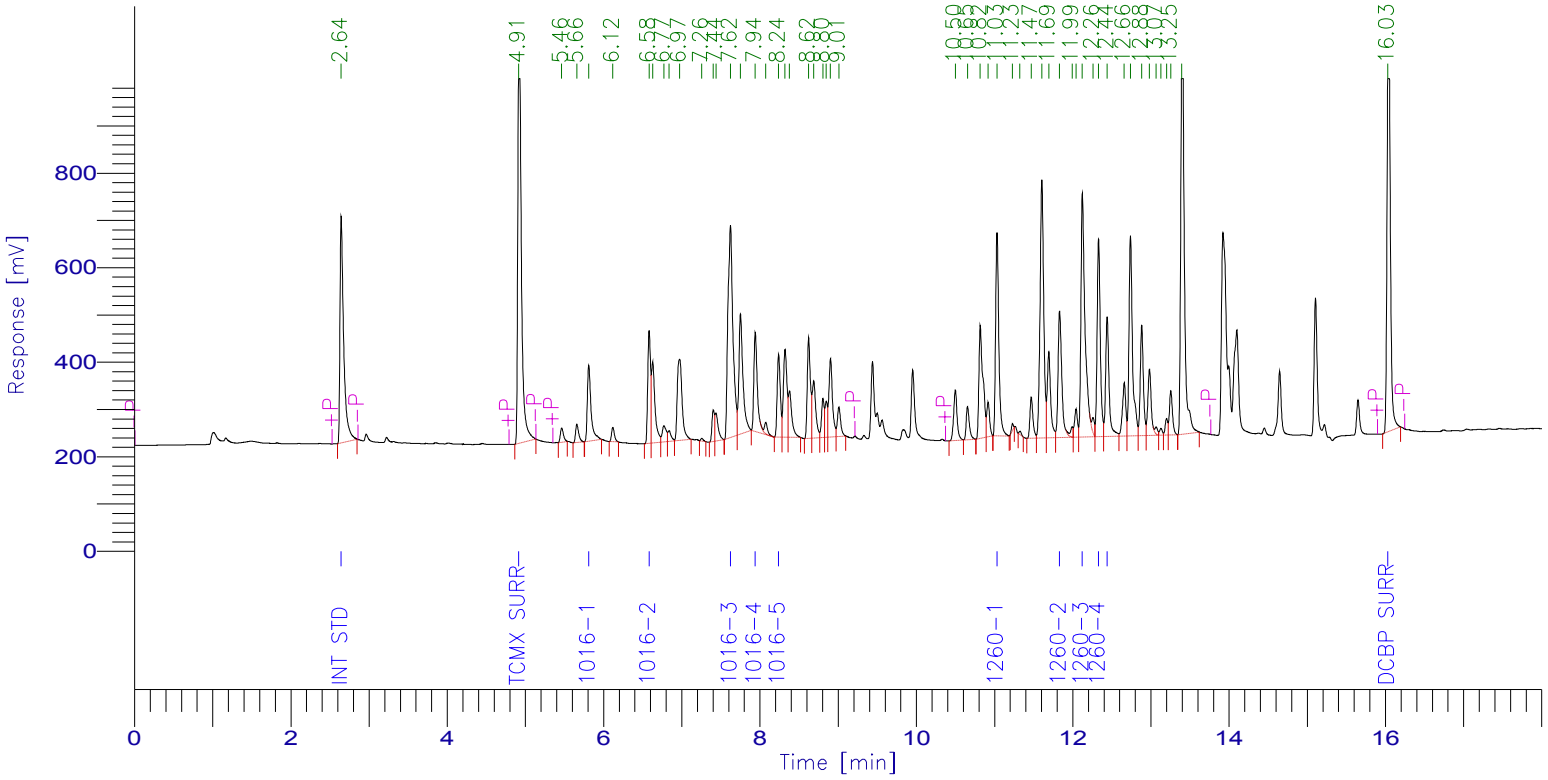

PCB Report

Time [min]	Component Name	Raw Amount	Area [µV·s]	Surrogate SM/WM	Surrogate QC / SL	Spike Rec Soils (%)	Spike Rec Water (%)
2.643	Int Std	100.0000	1593276.48	250.0000	100.0000	40.0000	20.0000
4.913	TCMX SURR	109.0948	2691305.76	272.7371	109.0948	43.6379	21.8190
5.810	1016-1	1037.4286	527870.88	2593.5714	1037.4286	414.9714	207.4857
6.582	1016-2	853.6356	592724.62	2134.0890	853.6356	341.4542	170.7271
7.623	1016-3	879.0484	2010785.74	2197.6209	879.0484	351.6193	175.8097
7.939	1016-4	960.9599	653506.72	2402.3996	960.9599	384.3839	192.1920
8.237	1016-5	894.2193	485362.28	2235.5484	894.2193	357.6877	178.8439
11.030	1260-1	826.6001	1227980.96	2066.5002	826.6001	330.6400	165.3200
11.831	1260-2	963.5160	894902.56	2408.7901	963.5160	385.4064	192.7032
12.122	1260-3	929.4426	1928056.17	2323.6066	929.4426	371.7771	185.8885
12.329	1260-4	884.2086	1179783.75	2210.5216	884.2086	353.6835	176.8417
12.439	1260-5	1002.6620	765691.59	2506.6549	1002.6620	401.0648	200.5324
16.028	DCBP SURR	96.2996	2476394.72	240.7489	96.2996	38.5198	19.2599
		9537.1155	17027642.22				

Client Id: Initial Calibration

Software Version: 4.1<1L22>
Date: 6/7/2017 09:37 AM
Sample Name : mix 1000;13e
Data File : E:\TC2017\ECD29\06-JUN\606B011.RAW Date: 6/6/2017 05:17 PM
Sequence File: E:\TC2017\ECD29\06-JUN\PCB_SEQ.SEQ Cycle: 59 Channel : B
Instrument : AUTO_ECD29 Rack/Vial: 0/0 Operator:
Sample Amount : 1.0000 Dilution Factor : 1.00

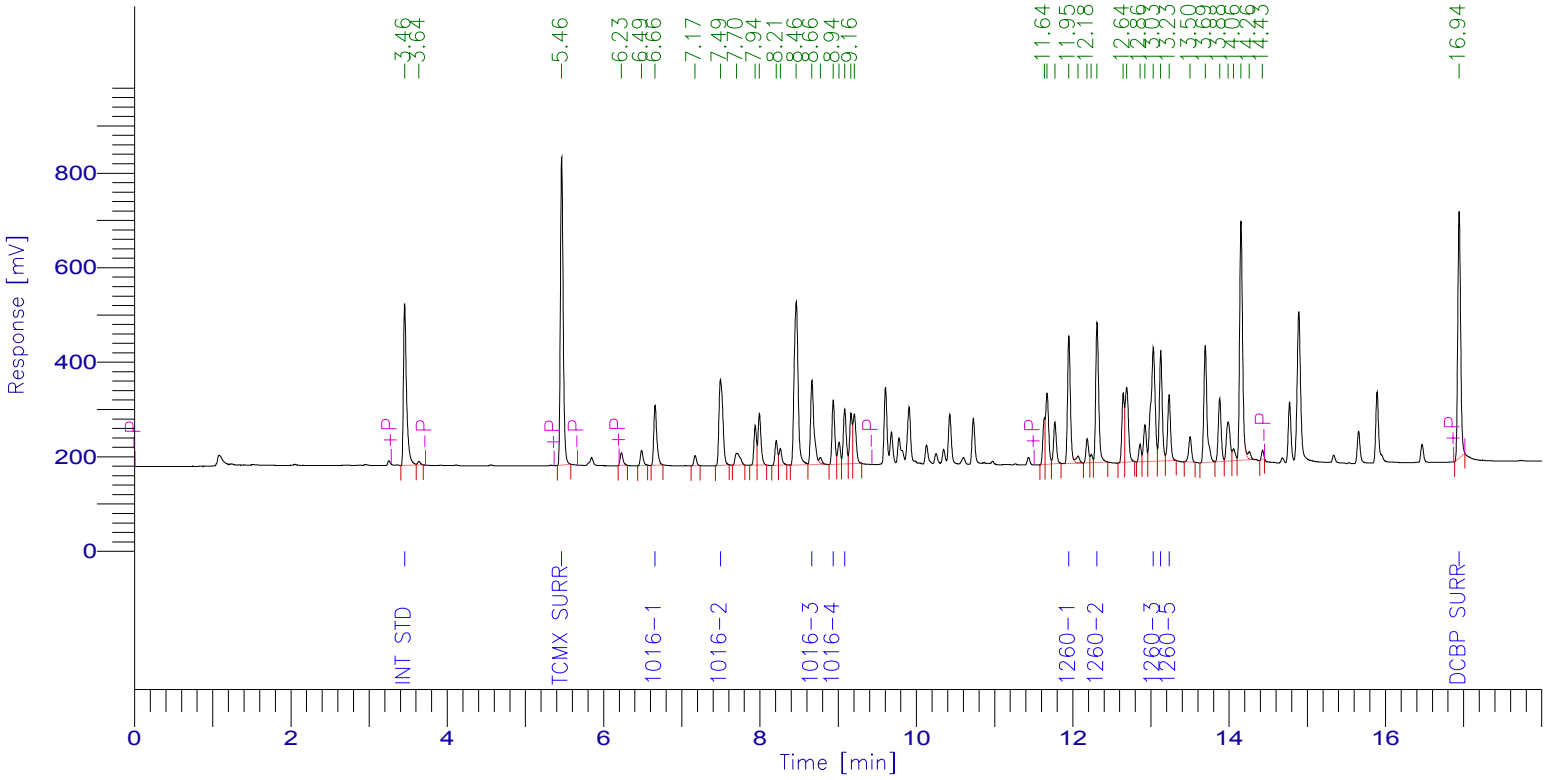

PCB Report

Time [min]	Component Name	Raw Amount	Area [µV·s]	Surrogate SM/WM	Surrogate QC / SL	Spike Rec Soils (%)	Spike Rec Water (%)
3.455	Int Std	100.0000	942331.48	250.0000	100.0000	40.0000	20.0000
5.463	TCMX SURR	110.1249	1605031.52	275.3121	110.1249	44.0499	22.0250
6.658	1016-1	888.0433	346130.88	2220.1082	888.0433	355.2173	177.6087
7.494	1016-2	840.6788	630698.88	2101.6971	840.6788	336.2715	168.1358
8.664	1016-3	887.5807	546140.00	2218.9518	887.5807	355.0323	177.5161
8.937	1016-4	893.6489	332179.59	2234.1223	893.6489	357.4596	178.7298
9.083	1016-5	861.5356	305000.15	2153.8389	861.5356	344.6142	172.3071
11.949	1260-1	824.3838	689768.00	2060.9594	824.3838	329.7535	164.8768
12.310	1260-2	828.3402	782828.00	2070.8504	828.3402	331.3361	165.6680
13.029	1260-3	849.8518	905191.87	2124.6294	849.8518	339.9407	169.9704
13.124	1260-4	837.2571	604873.57	2093.1427	837.2571	334.9028	167.4514
13.231	1260-5	882.2775	362671.10	2205.6937	882.2775	352.9110	176.4555
16.940	DCBP SURR	105.9670	1318201.52	264.9176	105.9670	42.3868	21.1934
		8909.6894	9371046.56				

Client Id: Initial Calibration

Software Version: 4.1<1L22>
Date: 6/7/2017 09:37 AM
Sample Name : mix 800;13d
Data File : E:\TC2017\ECD29\06-JUN\606A012.RAW Date: 6/6/2017 05:40 PM
Sequence File: E:\TC2017\ECD29\06-JUN\PCB_SEQ.SEQ Cycle: 60 Channel : A
Instrument : AUTO_ECD29 Rack/Vial: 0/0 Operator:
Sample Amount : 1.0000 Dilution Factor : 1.00

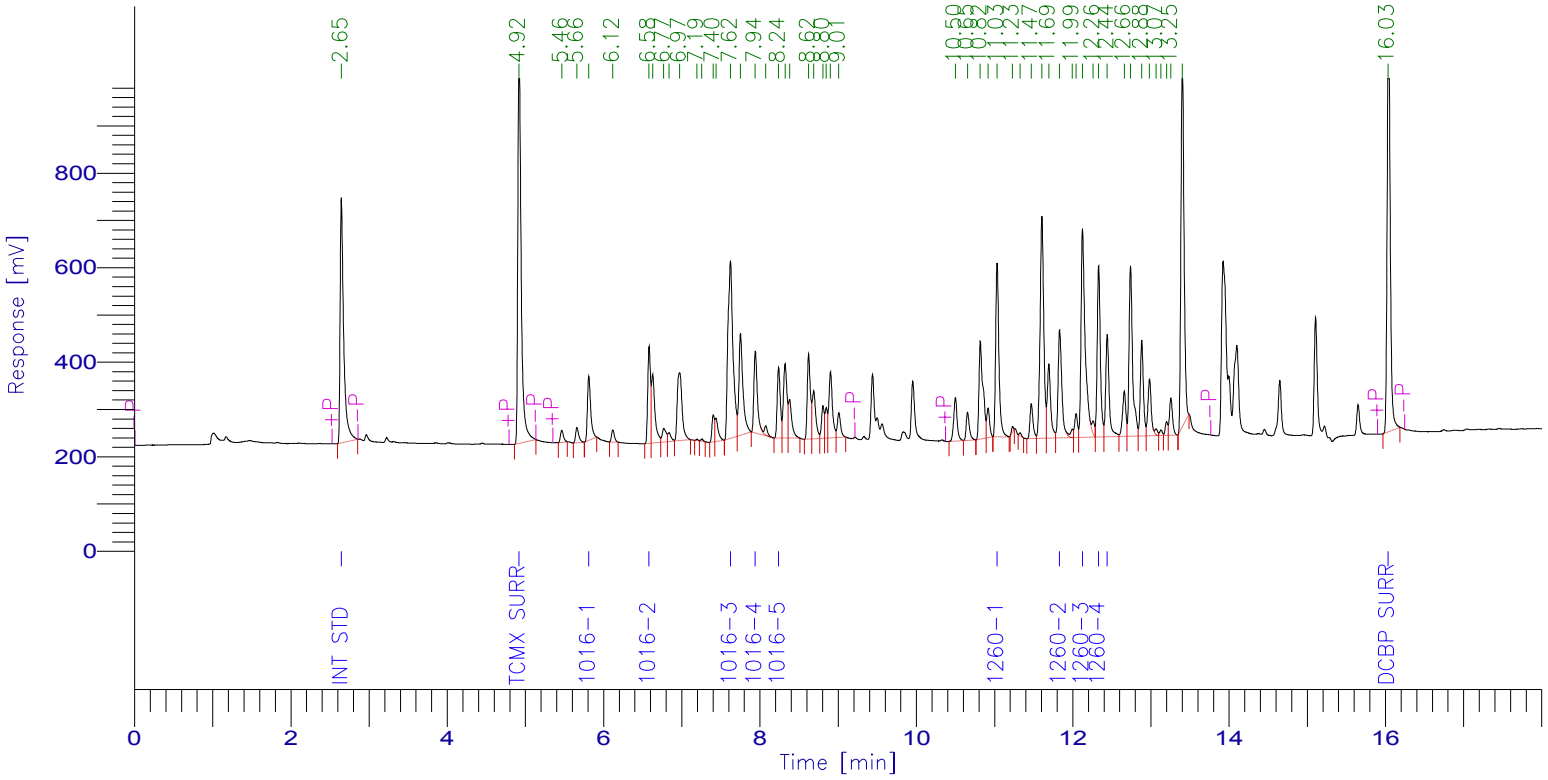

PCB Report

Time [min]	Component Name	Raw Amount	Area [µV·s]	Surrogate SM/WM	Surrogate QC / SL	Spike Rec Soils (%)	Spike Rec Water (%)
2.646	Int Std	100.0000	1645083.68	250.0000	100.0000	40.0000	20.0000
4.916	TCMX SURR	96.0034	2445355.84	240.0084	96.0034	38.4013	19.2007
5.810	1016-1	751.6293	394884.48	1879.0733	751.6293	300.6517	150.3259
6.581	1016-2	704.7494	505256.59	1761.8734	704.7494	281.8997	140.9499
7.623	1016-3	715.2562	1689318.33	1788.1404	715.2562	286.1025	143.0512
7.940	1016-4	771.9552	542043.04	1929.8881	771.9552	308.7821	154.3910
8.237	1016-5	727.1922	407537.92	1817.9805	727.1922	290.8769	145.4384
11.031	1260-1	691.1599	1060160.32	1727.8996	691.1599	276.4639	138.2320
11.831	1260-2	797.3575	764657.13	1993.3938	797.3575	318.9430	159.4715
12.124	1260-3	772.9193	1655495.76	1932.2981	772.9193	309.1677	154.5839
12.330	1260-4	740.3008	1019888.61	1850.7521	740.3008	296.1203	148.0602
12.440	1260-5	832.3830	656325.66	2080.9575	832.3830	332.9532	166.4766
16.031	DCBP SURR	87.8866	2333540.32	219.7166	87.8866	35.1547	17.5773
		7788.7928	15119547.67				

Client Id: Initial Calibration

Software Version: 4.1<1L22>
Date: 6/7/2017 09:37 AM
Sample Name : mix 800;13d
Data File : E:\TC2017\ECD29\06-JUN\606B012.RAW Date: 6/6/2017 05:40 PM
Sequence File: E:\TC2017\ECD29\06-JUN\PCB_SEQ.SEQ Cycle: 60 Channel : B
Instrument : AUTO_ECD29 Rack/Vial: 0/0 Operator:
Sample Amount : 1.0000 Dilution Factor : 1.00

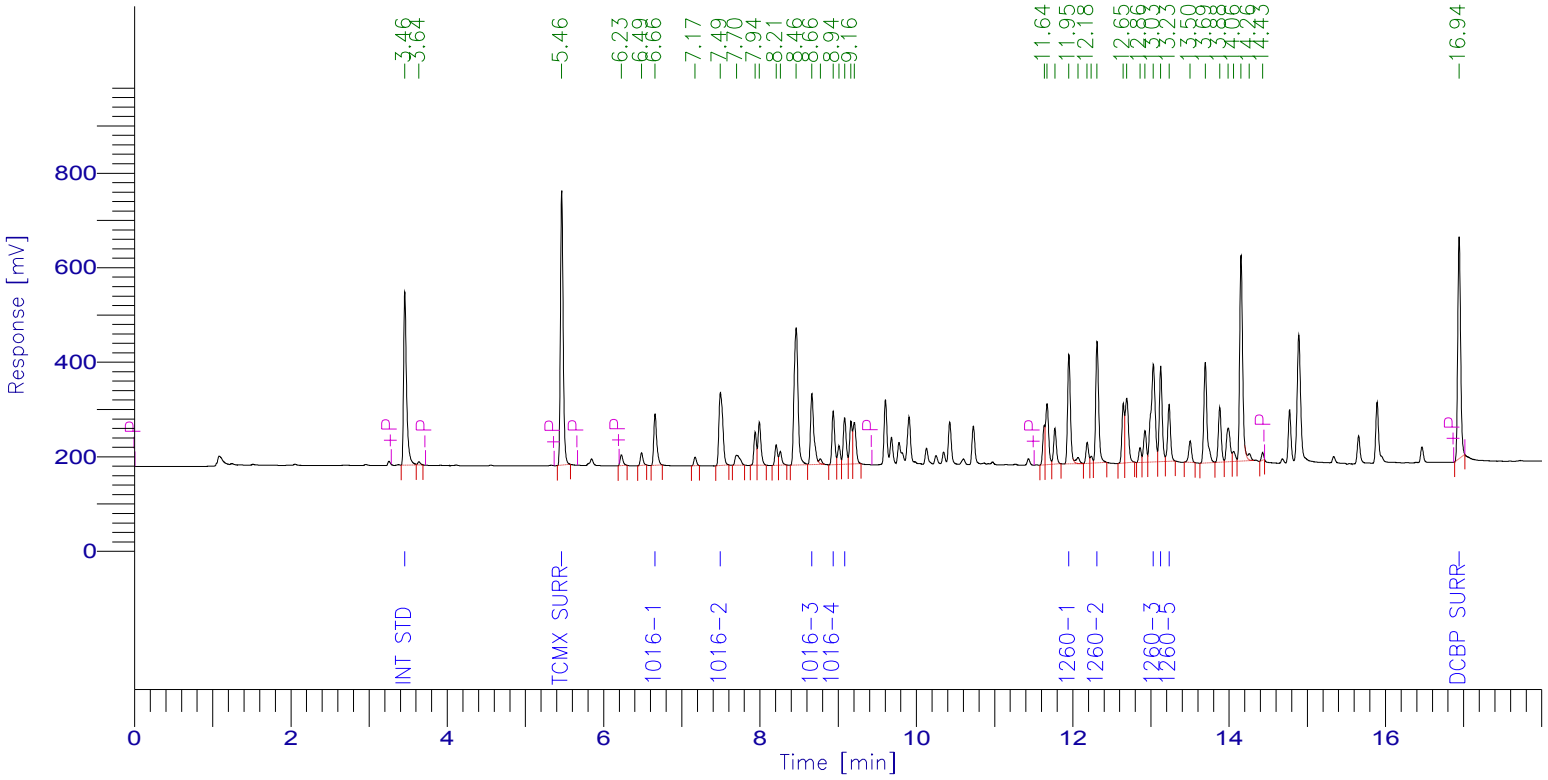

PCB Report

Time [min]	Component Name	Raw Amount	Area [µV·s]	Surrogate SM/WM	Surrogate QC / SL	Spike Rec Soils (%)	Spike Rec Water (%)
3.457	Int Std	100.0000	963006.86	250.0000	100.0000	40.0000	20.0000
5.464	TCMX SURR	93.7176	1395870.48	234.2940	93.7176	37.4870	18.7435
6.657	1016-1	727.2896	289693.84	1818.2240	727.2896	290.9158	145.4579
7.493	1016-2	696.5170	534009.92	1741.2924	696.5170	278.6068	139.3034
8.663	1016-3	726.4353	456792.28	1816.0883	726.4353	290.5741	145.2871
8.936	1016-4	730.6620	277554.46	1826.6550	730.6620	292.2648	146.1324
9.082	1016-5	711.7977	257518.88	1779.4941	711.7977	284.7191	142.3595
11.950	1260-1	692.3375	591993.76	1730.8436	692.3375	276.9350	138.4675
12.310	1260-2	695.2245	671441.78	1738.0612	695.2245	278.0898	139.0449
13.030	1260-3	714.9749	778240.67	1787.4372	714.9749	285.9899	142.9950
13.124	1260-4	700.3423	517061.06	1750.8558	700.3423	280.1369	140.0685
13.231	1260-5	732.7631	307820.12	1831.9076	732.7631	293.1052	146.5526
16.940	DCBP SURR	93.4370	1187833.36	233.5925	93.4370	37.3748	18.6874
		7415.4983	8228837.47				

Client Id: Initial Calibration

Software Version: 4.1<1L22>
Date: 6/7/2017 09:37 AM
Sample Name : mix 600;13m
Data File : E:\TC2017\ECD29\06-JUN\606A013.RAW Date: 6/6/2017 06:03 PM
Sequence File: E:\TC2017\ECD29\06-JUN\PCB_SEQ.SEQ Cycle: 61 Channel : A
Instrument : AUTO_ECD29 Rack/Vial: 0/0 Operator:
Sample Amount : 1.0000 Dilution Factor : 1.00

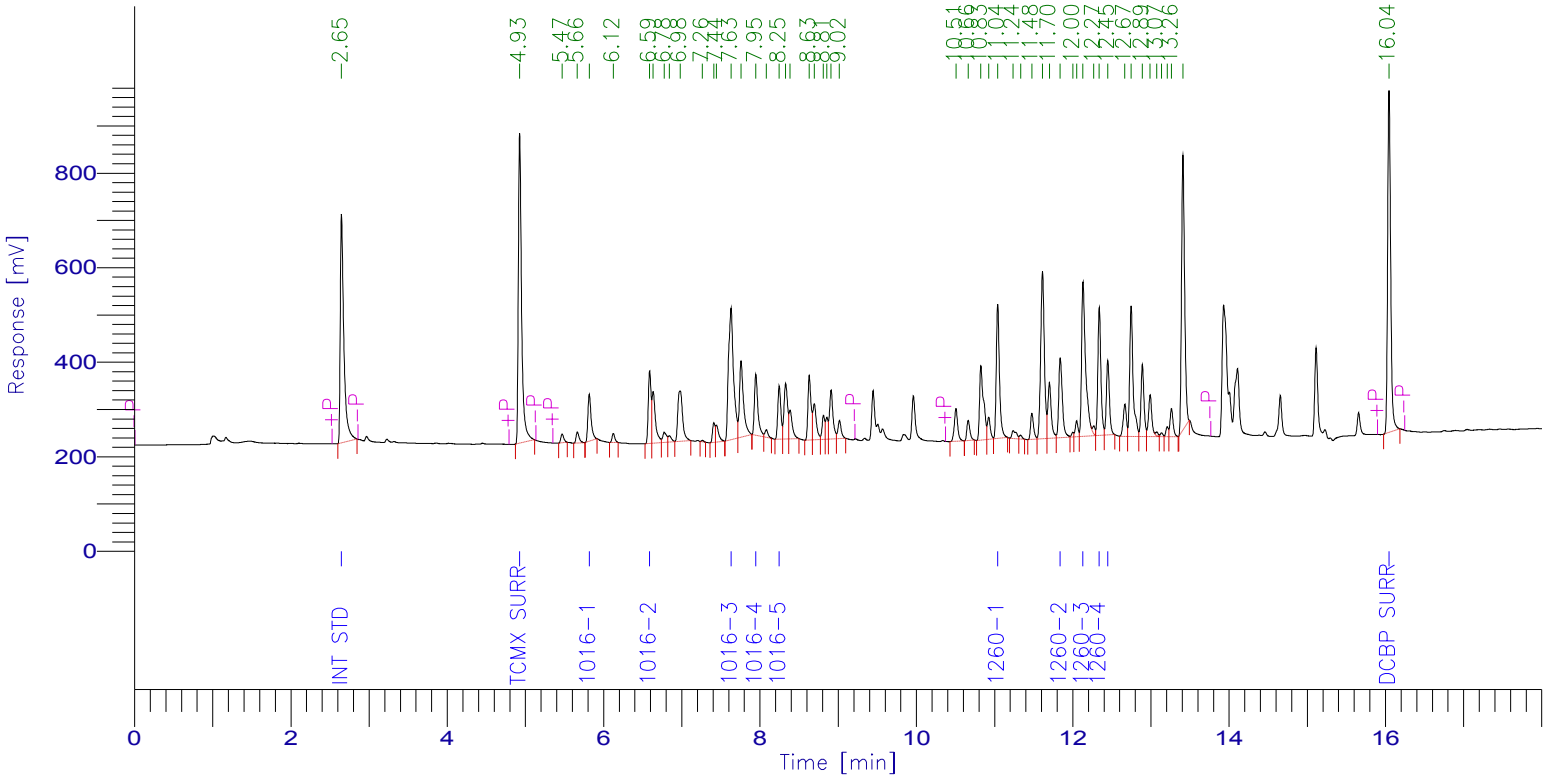

PCB Report

Time [min]	Component Name	Raw Amount	Area [µV·s]	Surrogate SM/WM	Surrogate QC / SL	Spike Rec Soils (%)	Spike Rec Water (%)
2.647	Int Std	100.0000	1551387.36	250.0000	100.0000	40.0000	20.0000
4.926	TCMX SURR	78.5490	1886811.20	196.3724	78.5490	31.4196	15.7098
5.816	1016-1	582.3088	288504.08	1455.7720	582.3088	232.9235	116.4618
6.588	1016-2	572.1960	386860.49	1430.4901	572.1960	228.8784	114.4392
7.630	1016-3	563.4535	1254989.77	1408.6337	563.4535	225.3814	112.6907
7.946	1016-4	594.2529	393500.43	1485.6322	594.2529	237.7012	118.8506
8.245	1016-5	582.2961	307747.81	1455.7404	582.2961	232.9185	116.4592
11.039	1260-1	560.8613	811298.69	1402.1533	560.8613	224.3445	112.1723
11.839	1260-2	602.5961	544969.48	1506.4901	602.5961	241.0384	120.5192
12.130	1260-3	595.5807	1203003.21	1488.9517	595.5807	238.2323	119.1161
12.338	1260-4	565.5319	734740.36	1413.8299	565.5319	226.2128	113.1064
12.447	1260-5	572.8594	425967.50	1432.1484	572.8594	229.1437	114.5719
16.044	DCBP SURR	77.9377	1951516.96	194.8443	77.9377	31.1751	15.5875
		6048.4234	11741297.37				

Client Id: Initial Calibration

Software Version: 4.1<1L22>
Date: 6/7/2017 09:38 AM
Sample Name : mix 600;13m
Data File : E:\TC2017\ECD29\06-JUN\606B013.RAW Date: 6/6/2017 06:03 PM
Sequence File: E:\TC2017\ECD29\06-JUN\PCB_SEQ.SEQ Cycle: 61 Channel : B
Instrument : AUTO_ECD29 Rack/Vial: 0/0 Operator:
Sample Amount : 1.0000 Dilution Factor : 1.00

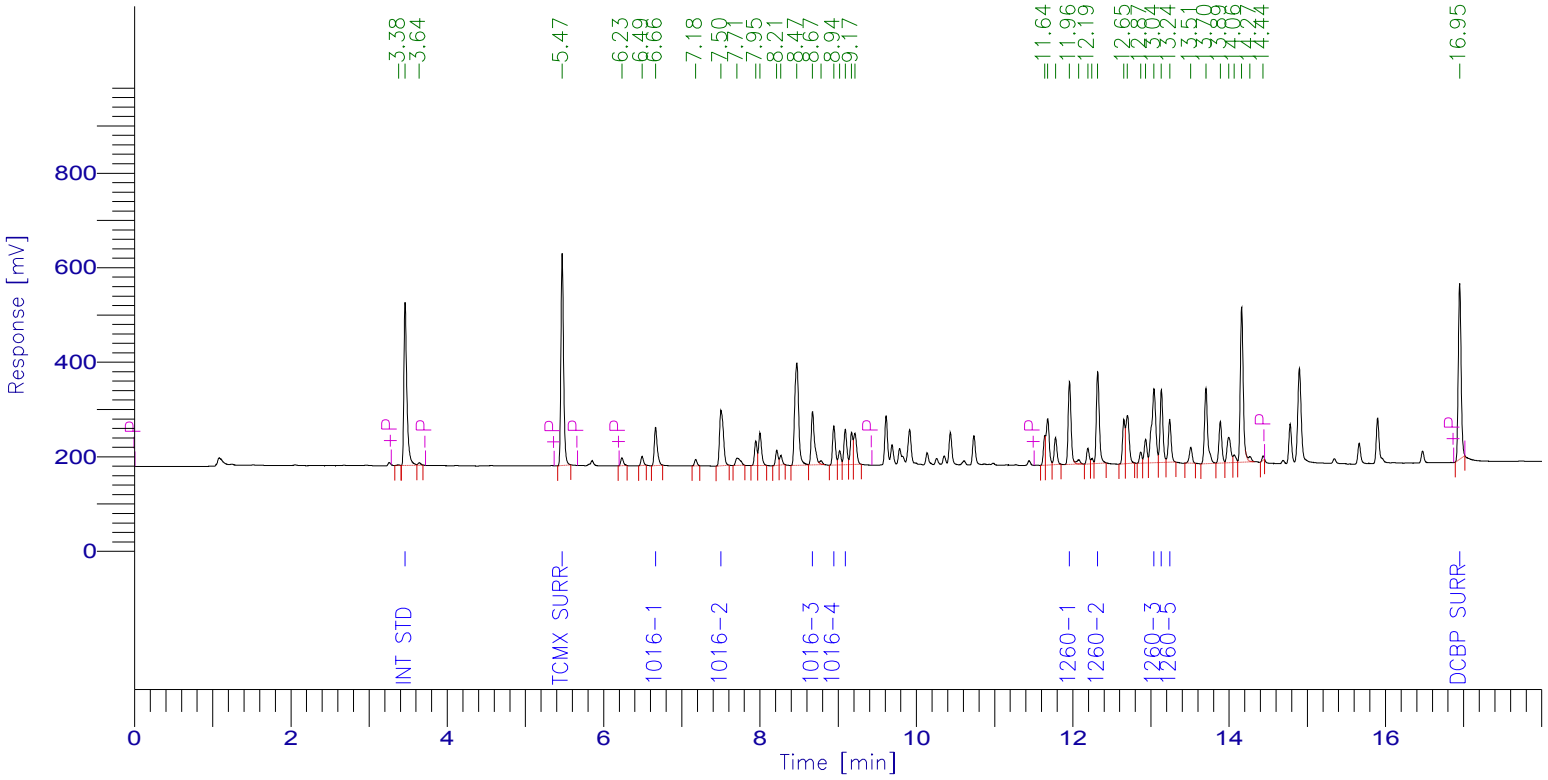

PCB Report

Time [min]	Component Name	Raw Amount	Area [µV·s]	Surrogate SM/WM	Surrogate QC / SL	Spike Rec Soils (%)	Spike Rec Water (%)
3.460	Int Std	100.0000	909886.65	250.0000	100.0000	40.0000	20.0000
5.469	TCMX SURR	75.7141	1065512.48	189.2852	75.7141	30.2856	15.1428
6.664	1016-1	571.1885	214965.76	1427.9713	571.1885	228.4754	114.2377
7.501	1016-2	553.0626	400635.84	1382.6564	553.0626	221.2250	110.6125
8.671	1016-3	571.2601	339401.41	1428.1503	571.2601	228.5041	114.2520
8.944	1016-4	570.3490	204705.87	1425.8725	570.3490	228.1396	114.0698
9.090	1016-5	563.4461	192602.88	1408.6151	563.4461	225.3784	112.6892
11.958	1260-1	556.4795	449579.36	1391.1987	556.4795	222.5918	111.2959
12.318	1260-2	551.2086	502987.52	1378.0215	551.2086	220.4834	110.2417
13.038	1260-3	566.2573	582364.51	1415.6433	566.2573	226.5029	113.2515
13.133	1260-4	562.2357	392200.15	1405.5891	562.2357	224.8943	112.4471
13.239	1260-5	582.0216	231009.81	1455.0539	582.0216	232.8086	116.4043
16.947	DCBP SURR	77.2808	928253.12	193.2021	77.2808	30.9123	15.4562
		5900.5039	6414105.36				

Software Version: 4.1<1L22>
Date: 6/7/2017 09:38 AM
Sample Name : mix 400;13b
Data File : E:\TC2017\ECD29\06-JUN\606A014.RAW Date: 6/6/2017 06:26 PM
Sequence File: E:\TC2017\ECD29\06-JUN\PCB_SEQ.SEQ Cycle: 62 Channel : A
Instrument : AUTO_ECD29 Rack/Vial: 0/0 Operator:
Sample Amount : 1.0000 Dilution Factor : 1.00

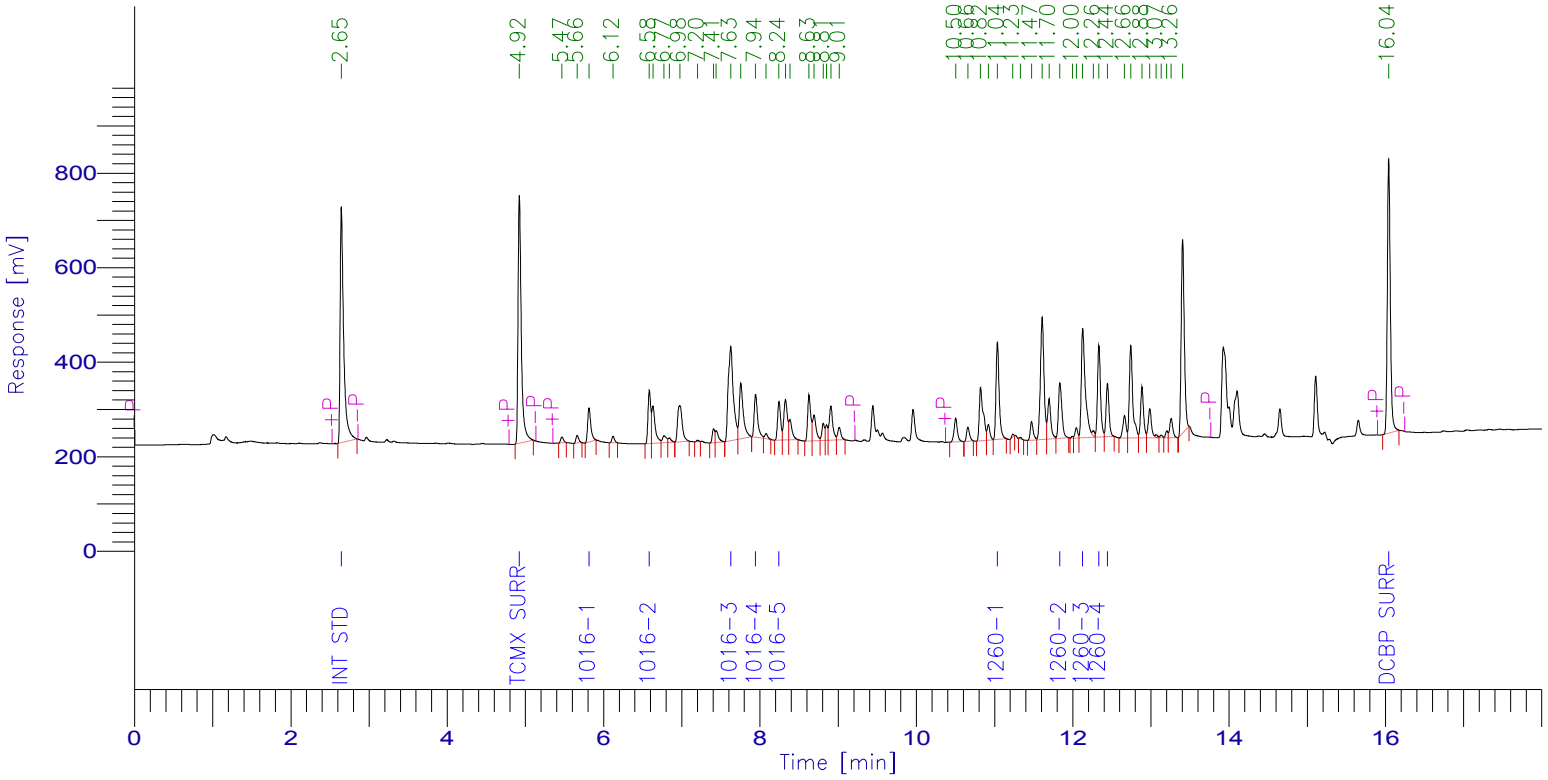

PCB Report

Time [min]	Component Name	Raw Amount	Area [µV·s]	Surrogate SM/WM	Surrogate QC / SL	Spike Rec Soils (%)	Spike Rec Water (%)
2.645	Int Std	100.0000	1566126.88	250.0000	100.0000	40.0000	20.0000
4.922	TCMX SURR	61.9418	1502028.96	154.8545	61.9418	24.7767	12.3884
5.813	1016-1	404.9062	202516.16	1012.2654	404.9062	161.9625	80.9812
6.584	1016-2	414.6600	283014.30	1036.6500	414.6600	165.8640	82.9320
7.627	1016-3	400.8395	901279.08	1002.0986	400.8395	160.3358	80.1679
7.943	1016-4	414.6278	277165.42	1036.5695	414.6278	165.8511	82.9256
8.242	1016-5	414.9000	221361.04	1037.2500	414.9000	165.9600	82.9800
11.035	1260-1	394.8494	576585.11	987.1234	394.8494	157.9397	78.9699
11.835	1260-2	399.9253	365116.53	999.8133	399.9253	159.9701	79.9851
12.127	1260-3	409.3198	834633.19	1023.2995	409.3198	163.7279	81.8640
12.333	1260-4	395.7184	519002.82	989.2960	395.7184	158.2874	79.1437
12.443	1260-5	388.4170	291563.61	971.0424	388.4170	155.3668	77.6834
16.039	DCBP SURR	60.9929	1541738.24	152.4823	60.9929	24.3972	12.1986
		4261.0980	9082131.35				

Client Id: Initial Calibration

Software Version: 4.1<1L22>
Date: 6/7/2017 09:38 AM
Sample Name : mix 400;13b
Data File : E:\TC2017\ECD29\06-JUN\606B014.RAW Date: 6/6/2017 06:26 PM
Sequence File: E:\TC2017\ECD29\06-JUN\PCB_SEQ.SEQ Cycle: 62 Channel : B
Instrument : AUTO_ECD29 Rack/Vial: 0/0 Operator:
Sample Amount : 1.0000 Dilution Factor : 1.00

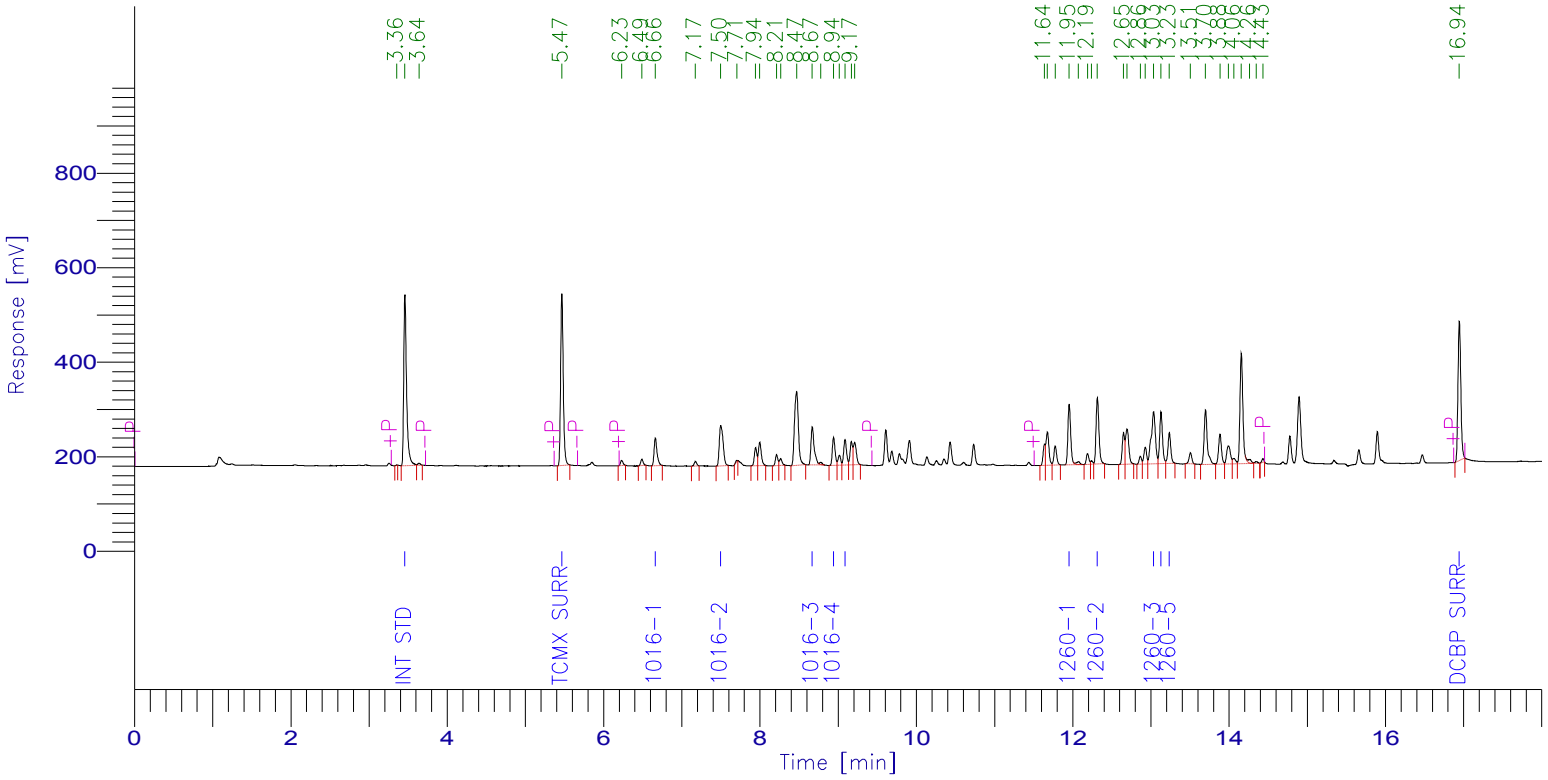

PCB Report

Time [min]	Component Name	Raw Amount	Area [µV·s]	Surrogate SM/WM	Surrogate QC / SL	Spike Rec Soils (%)	Spike Rec Water (%)
3.458	Int Std	100.0000	917338.08	250.0000	100.0000	40.0000	20.0000
5.465	TCMX SURR	59.7385	847574.72	149.3462	59.7385	23.8954	11.9477
6.661	1016-1	408.0638	154831.76	1020.1596	408.0638	163.2255	81.6128
7.497	1016-2	397.1862	290076.00	992.9654	397.1862	158.8745	79.4372
8.668	1016-3	397.9705	238381.60	994.9262	397.9705	159.1882	79.5941
8.941	1016-4	400.1240	144785.91	1000.3099	400.1240	160.0496	80.0248
9.087	1016-5	401.2779	138292.24	1003.1948	401.2779	160.5112	80.2556
11.954	1260-1	395.0870	321804.48	987.7175	395.0870	158.0348	79.0174
12.314	1260-2	388.6520	357556.17	971.6301	388.6520	155.4608	77.7304
13.033	1260-3	396.4226	411037.67	991.0566	396.4226	158.5691	79.2845
13.128	1260-4	397.0572	279244.47	992.6430	397.0572	158.8229	79.4114
13.234	1260-5	404.1953	161742.73	1010.4884	404.1953	161.6781	80.8391
16.943	DCBP SURR	60.9433	738010.80	152.3583	60.9433	24.3773	12.1887
		4206.7184	5000676.64				

Client Id: Initial Calibration

Software Version: 4.1<1L22>
Date: 6/7/2017 09:38 AM
Sample Name : mix 200;13a
Data File : E:\TC2017\ECD29\06-JUN\606A015.RAW Date: 6/6/2017 06:49 PM
Sequence File: E:\TC2017\ECD29\06-JUN\PCB_SEQ.SEQ Cycle: 63 Channel : A
Instrument : AUTO_ECD29 Rack/Vial: 0/0 Operator:
Sample Amount : 1.0000 Dilution Factor : 1.00

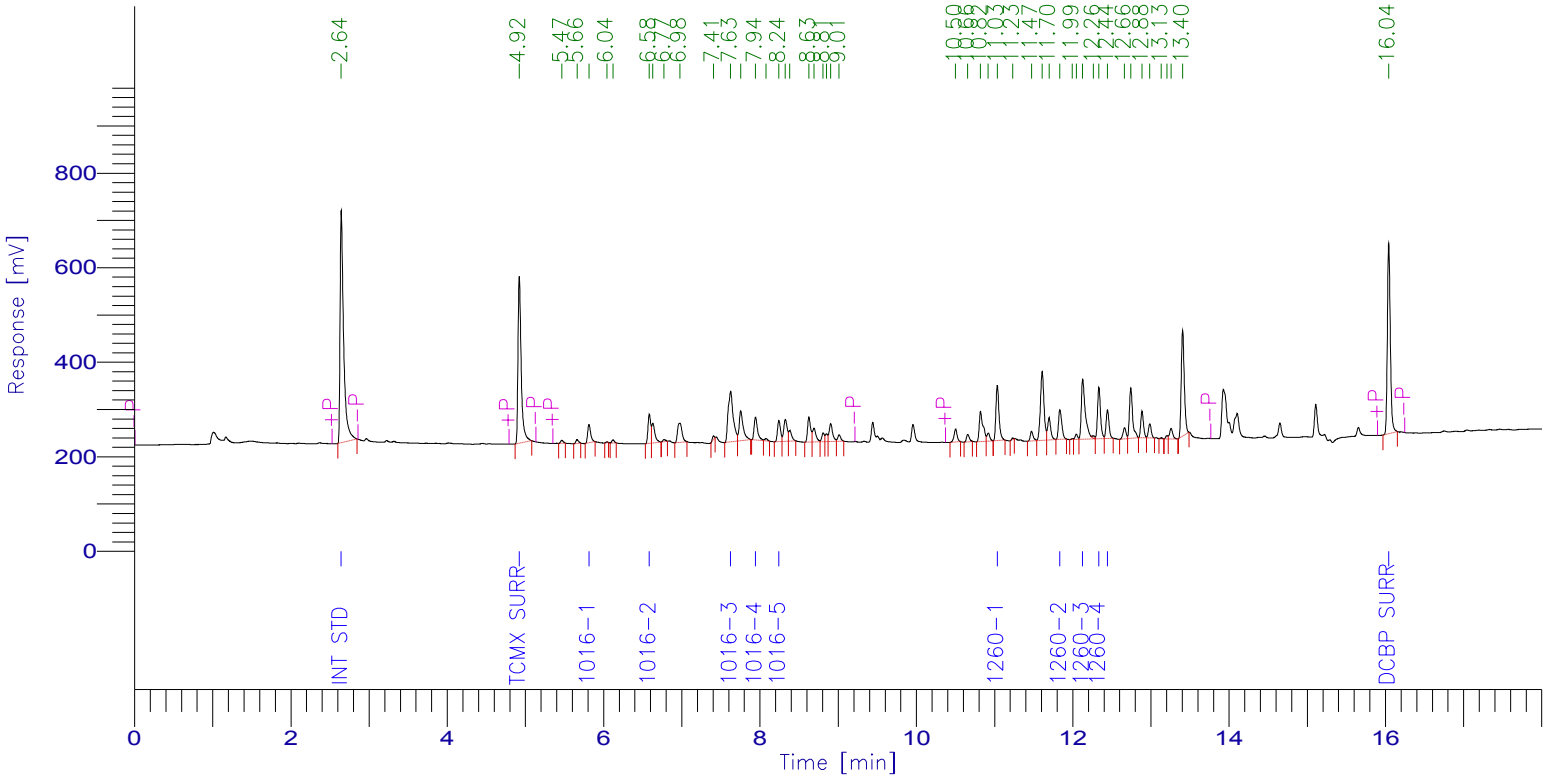

PCB Report

Time [min]	Component Name	Raw Amount	Area [µV·s]	Surrogate SM/WM	Surrogate QC / SL	Spike Rec Soils (%)	Spike Rec Water (%)
2.644	Int Std	100.0000	1559125.04	250.0000	100.0000	40.0000	20.0000
4.921	TCMX SURR	41.4889	1001568.16	103.7222	41.4889	16.5956	8.2978
5.812	1016-1	209.2723	104200.80	523.1808	209.2723	83.7089	41.8545
6.584	1016-2	219.3497	149041.52	548.3742	219.3497	87.7399	43.8699
7.625	1016-3	216.6900	485044.63	541.7250	216.6900	86.6760	43.3380
7.942	1016-4	220.8391	146963.89	552.0978	220.8391	88.3357	44.1678
8.241	1016-5	224.1397	119050.33	560.3493	224.1397	89.6559	44.8279
11.034	1260-1	221.1604	321509.12	552.9009	221.1604	88.4641	44.2321
11.834	1260-2	203.1464	184635.77	507.8661	203.1464	81.2586	40.6293
12.127	1260-3	224.1716	455058.72	560.4289	224.1716	89.6686	44.8343
12.333	1260-4	219.0328	285987.20	547.5820	219.0328	87.6131	43.8066
12.443	1260-5	208.5736	155864.98	521.4341	208.5736	83.4295	41.7147
16.040	DCBP SURR	42.2169	1062360.32	105.5423	42.2169	16.8868	8.4434
		2350.0815	6030410.48				

Client Id: Initial Calibration

Software Version: 4.1<1L22>
Date: 6/7/2017 09:38 AM
Sample Name : mix 200;13a
Data File : E:\TC2017\ECD29\06-JUN\606B015.RAW Date: 6/6/2017 06:49 PM
Sequence File: E:\TC2017\ECD29\06-JUN\PCB_SEQ.SEQ Cycle: 63 Channel : B
Instrument : AUTO_ECD29 Rack/Vial: 0/0 Operator:
Sample Amount : 1.0000 Dilution Factor : 1.00

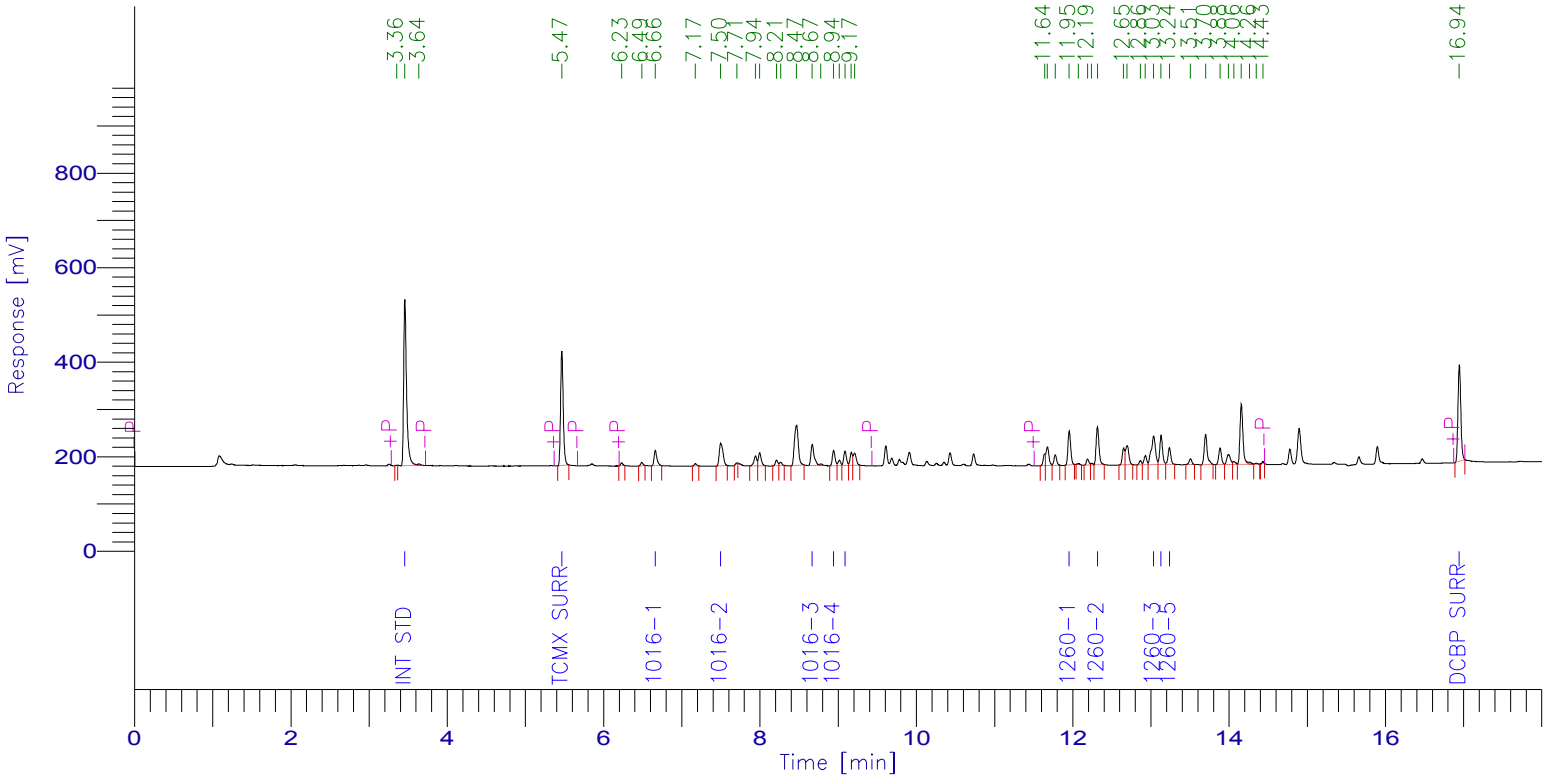

PCB Report

Time [min]	Component Name	Raw Amount	Area [µV·s]	Surrogate SM/WM	Surrogate QC / SL	Spike Rec Soils (%)	Spike Rec Water (%)
3.457	Int Std	100.0000	910896.32	250.0000	100.0000	40.0000	20.0000
5.465	TCMX SURR	40.4278	569564.80	101.0694	40.4278	16.1711	8.0856
6.661	1016-1	220.6873	83147.44	551.7183	220.6873	88.2749	44.1375
7.497	1016-2	220.1513	159653.52	550.3783	220.1513	88.0605	44.0303
8.668	1016-3	218.6200	130032.32	546.5501	218.6200	87.4480	43.7240
8.941	1016-4	213.4786	76705.34	533.6965	213.4786	85.3914	42.6957
9.086	1016-5	220.5693	75480.91	551.4232	220.5693	88.2277	44.1139
11.954	1260-1	215.4008	174215.28	538.5021	215.4008	86.1603	43.0802
12.315	1260-2	217.9323	199087.74	544.8308	217.9323	87.1729	43.5865
13.033	1260-3	218.1356	224589.45	545.3391	218.1356	87.2543	43.6271
13.129	1260-4	222.8342	155615.48	557.0854	222.8342	89.1337	44.5668
13.235	1260-5	220.6538	87676.74	551.6345	220.6538	88.2615	44.1308
16.943	DCBP SURR	42.8116	514799.20	107.0290	42.8116	17.1246	8.5623
		2371.7027	3361464.54				

Software Version: 4.1<1L22>
Date: 6/7/2017 09:38 AM
Sample Name : mix 100;12z
Data File : E:\TC2017\ECD29\06-JUN\606A016.RAW Date: 6/6/2017 07:12 PM
Sequence File: E:\TC2017\ECD29\06-JUN\PCB_SEQ.SEQ Cycle: 64 Channel : A
Instrument : AUTO_ECD29 Rack/Vial: 0/0 Operator:
Sample Amount : 1.0000 Dilution Factor : 1.00

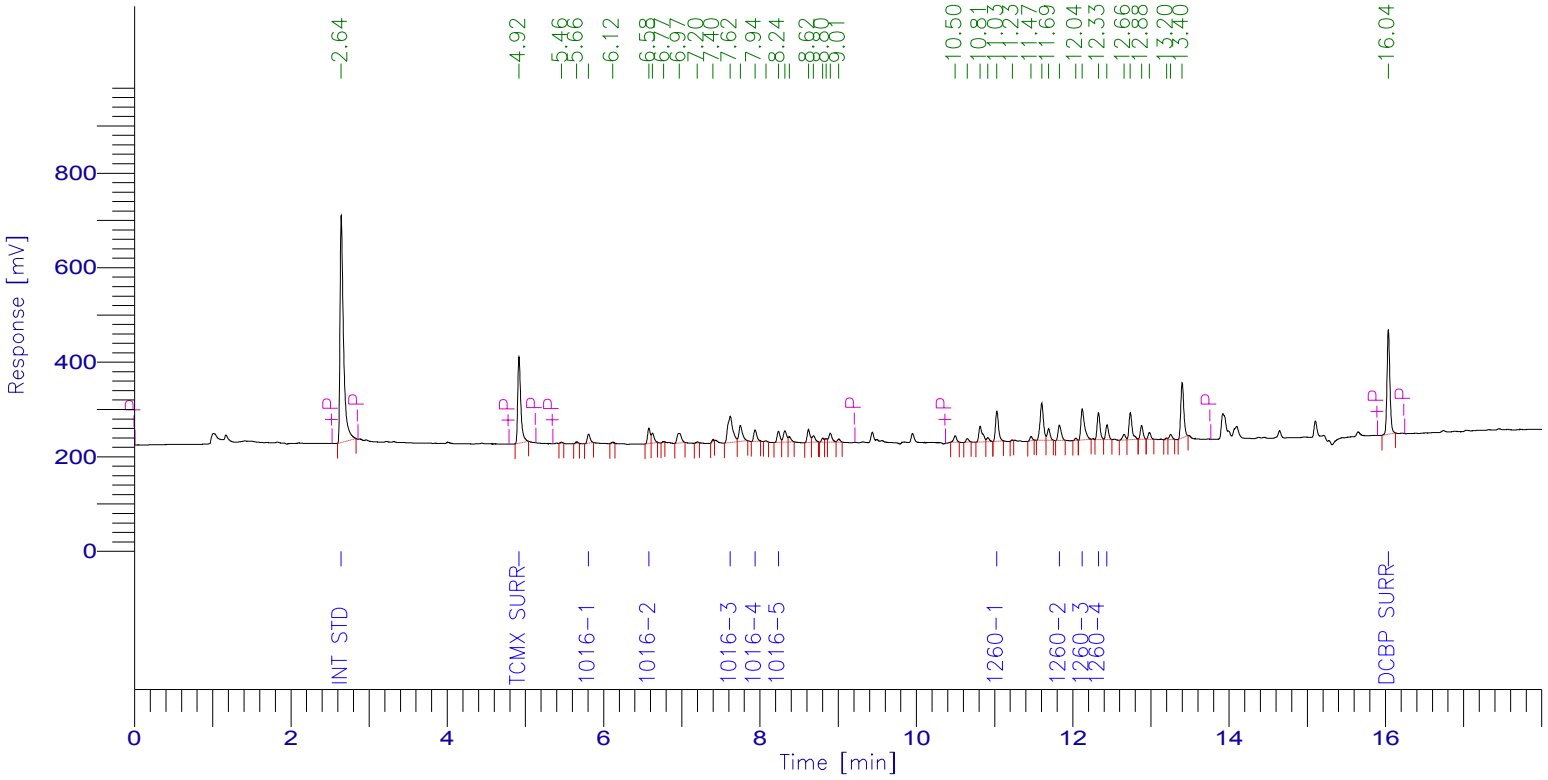

PCB Report

Time [min]	Component Name	Raw Amount	Area [µV·s]	Surrogate SM/WM	Surrogate QC / SL	Spike Rec Soils (%)	Spike Rec Water (%)
2.644	Int Std	100.0000	1508489.04	250.0000	100.0000	40.0000	20.0000
4.917	TCMX SURR	21.1931	494999.36	52.9828	21.1931	8.4772	4.2386
5.807	1016-1	103.2768	49753.44	258.1919	103.2768	41.3107	20.6554
6.579	1016-2	115.9099	76199.49	289.7748	115.9099	46.3640	23.1820
7.621	1016-3	114.8374	248706.66	287.0935	114.8374	45.9350	22.9675
7.937	1016-4	101.8757	65594.32	254.6891	101.8757	40.7503	20.3751
8.235	1016-5	119.9341	61633.35	299.8353	119.9341	47.9737	23.9868
11.028	1260-1	119.9789	168753.28	299.9473	119.9789	47.9916	23.9958
11.828	1260-2	104.7576	92119.84	261.8939	104.7576	41.9030	20.9515
12.121	1260-3	109.2575	214584.96	273.1437	109.2575	43.7030	21.8515
12.328	1260-4	113.3512	143193.99	283.3780	113.3512	45.3405	22.6702
12.437	1260-5	104.8687	75822.17	262.1717	104.8687	41.9475	20.9737
16.035	DCBP SURR	23.3168	567696.40	58.2921	23.3168	9.3267	4.6634
		1252.5577	3767546.30				

Client Id: Initial Calibration

Software Version: 4.1<1L22>
Date: 6/7/2017 09:39 AM
Sample Name : mix 100;12z
Data File : E:\TC2017\ECD29\06-JUN\606B016.RAW Date: 6/6/2017 07:12 PM
Sequence File: E:\TC2017\ECD29\06-JUN\PCB_SEQ.SEQ Cycle: 64 Channel : B
Instrument : AUTO_ECD29 Rack/Vial: 0/0 Operator:
Sample Amount : 1.0000 Dilution Factor : 1.00

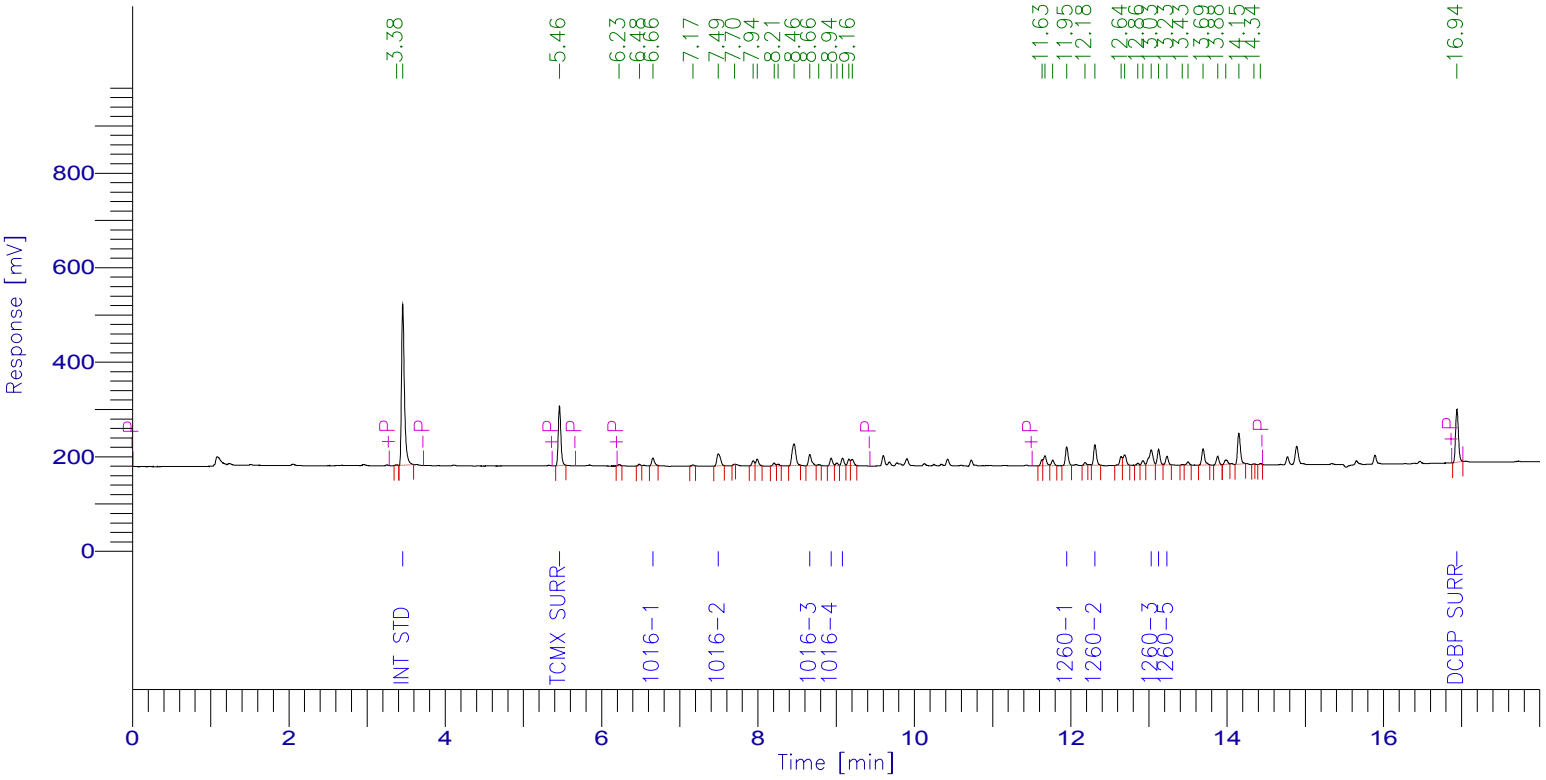

PCB Report

Time [min]	Component Name	Raw Amount	Area [µV·s]	Surrogate SM/WM	Surrogate QC / SL	Spike Rec Soils (%)	Spike Rec Water (%)
3.456	Int Std	100.0000	876019.36	250.0000	100.0000	40.0000	20.0000
5.461	TCMX SURR	21.3314	289019.68	53.3285	21.3314	8.5326	4.2663
6.656	1016-1	114.0441	41322.72	285.1102	114.0441	45.6176	22.8088
7.491	1016-2	119.4919	83337.52	298.7299	119.4919	47.7968	23.8984
8.662	1016-3	114.0673	65248.00	285.1682	114.0673	45.6269	22.8135
8.935	1016-4	112.8129	38982.94	282.0322	112.8129	45.1251	22.5626
9.081	1016-5	116.7956	38438.23	291.9890	116.7956	46.7182	23.3591
11.948	1260-1	120.4067	93655.68	301.0166	120.4067	48.1627	24.0813
12.309	1260-2	119.9563	105387.92	299.8908	119.9563	47.9825	23.9913
13.028	1260-3	117.6345	116477.56	294.0863	117.6345	47.0538	23.5269
13.123	1260-4	121.0173	81276.15	302.5432	121.0173	48.4069	24.2035
13.230	1260-5	115.6289	44185.94	289.0722	115.6289	46.2516	23.1258
16.938	DCBP SURR	24.4367	282594.72	61.0918	24.4367	9.7747	4.8873
		1317.6235	2155946.42				

Client Id: Initial Calibration

Software Version: 4.1<1L22>
Date: 6/7/2017 09:39 AM
Sample Name : mix 50;13i
Data File : E:\TC2017\ECD29\06-JUN\606A017.RAW Date: 6/6/2017 07:35 PM
Sequence File: E:\TC2017\ECD29\06-JUN\PCB_SEQ.SEQ Cycle: 65 Channel : A
Instrument : AUTO_ECD29 Rack/Vial: 0/0 Operator:
Sample Amount : 1.0000 Dilution Factor : 1.00

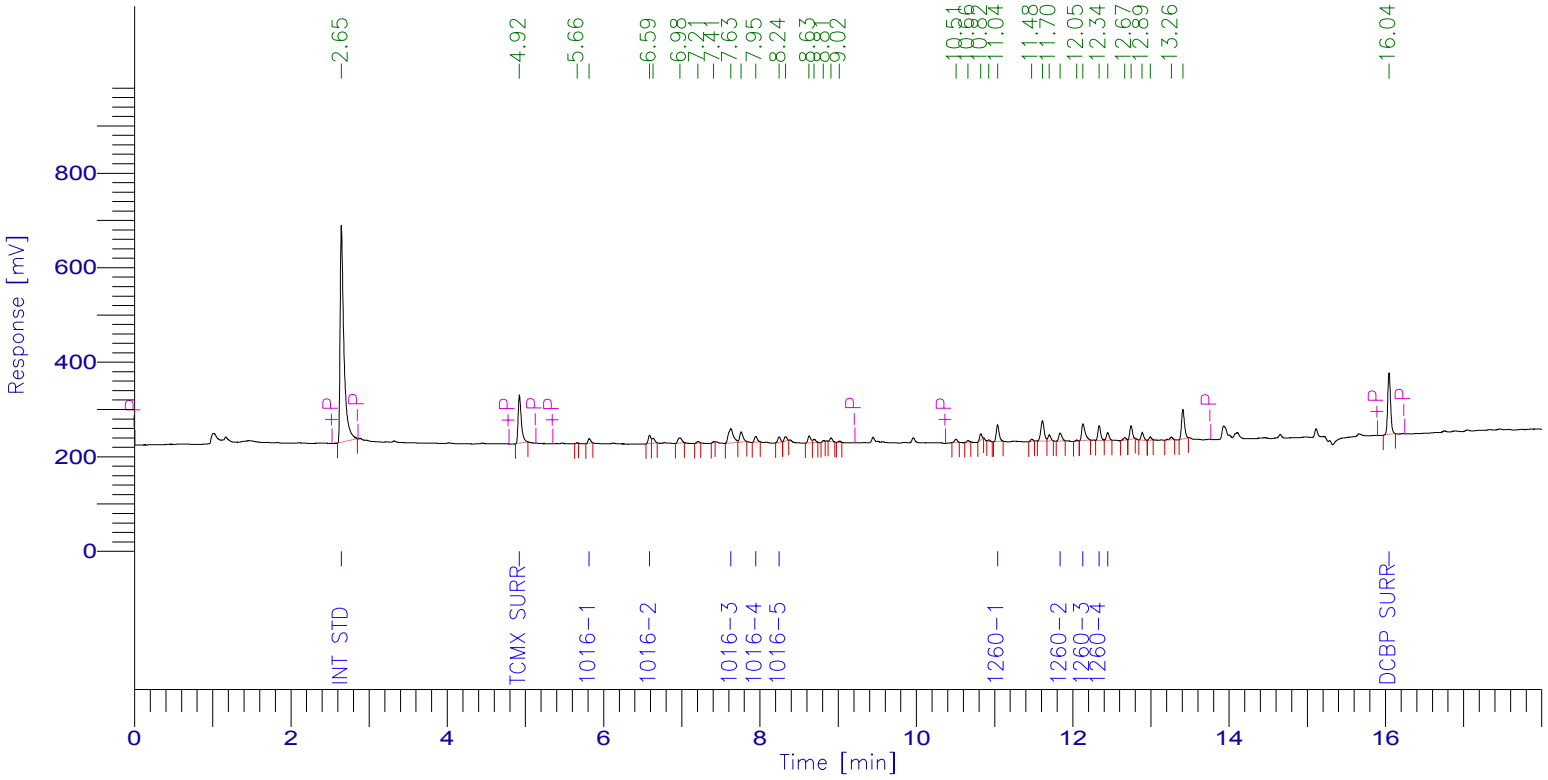

PCB Report

Time [min]	Component Name	Raw Amount	Area [µV·s]	Surrogate SM/WM	Surrogate QC / SL	Spike Rec Soils (%)	Spike Rec Water (%)
2.646	Int Std	100.0000	1554607.60	250.0000	100.0000	40.0000	20.0000
4.923	TCMX SURR	11.7485	282793.44	29.3711	11.7485	4.6994	2.3497
5.816	1016-1	47.2080	23437.68	118.0200	47.2080	18.8832	9.4416
6.587	1016-2	59.4437	40273.20	148.6093	59.4437	23.7775	11.8887
7.629	1016-3	59.5905	133002.42	148.9762	59.5905	23.8362	11.9181
7.945	1016-4	48.9709	32494.72	122.4273	48.9709	19.5884	9.7942
8.244	1016-5	50.0911	26528.48	125.2278	50.0911	20.0364	10.0182
11.037	1260-1	62.4847	90573.12	156.2117	62.4847	24.9939	12.4969
11.838	1260-2	51.6867	46840.88	129.2167	51.6867	20.6747	10.3373
12.130	1260-3	54.5822	110478.56	136.4556	54.5822	21.8329	10.9164
12.337	1260-4	58.9060	76689.65	147.2650	58.9060	23.5624	11.7812
12.446	1260-5	51.8798	38656.91	129.6995	51.8798	20.7519	10.3760
16.044	DCBP SURR	13.2515	332498.24	33.1287	13.2515	5.3006	2.6503
		669.8435	2788874.90				

Client Id: Initial Calibration

Software Version: 4.1<1L22>
Date: 6/7/2017 09:39 AM
Sample Name : mix 50;13i
Data File : E:\TC2017\ECD29\06-JUN\606B017.RAW Date: 6/6/2017 07:35 PM
Sequence File: E:\TC2017\ECD29\06-JUN\PCB_SEQ.SEQ Cycle: 65 Channel : B
Instrument : AUTO_ECD29 Rack/Vial: 0/0 Operator:
Sample Amount : 1.0000 Dilution Factor : 1.00

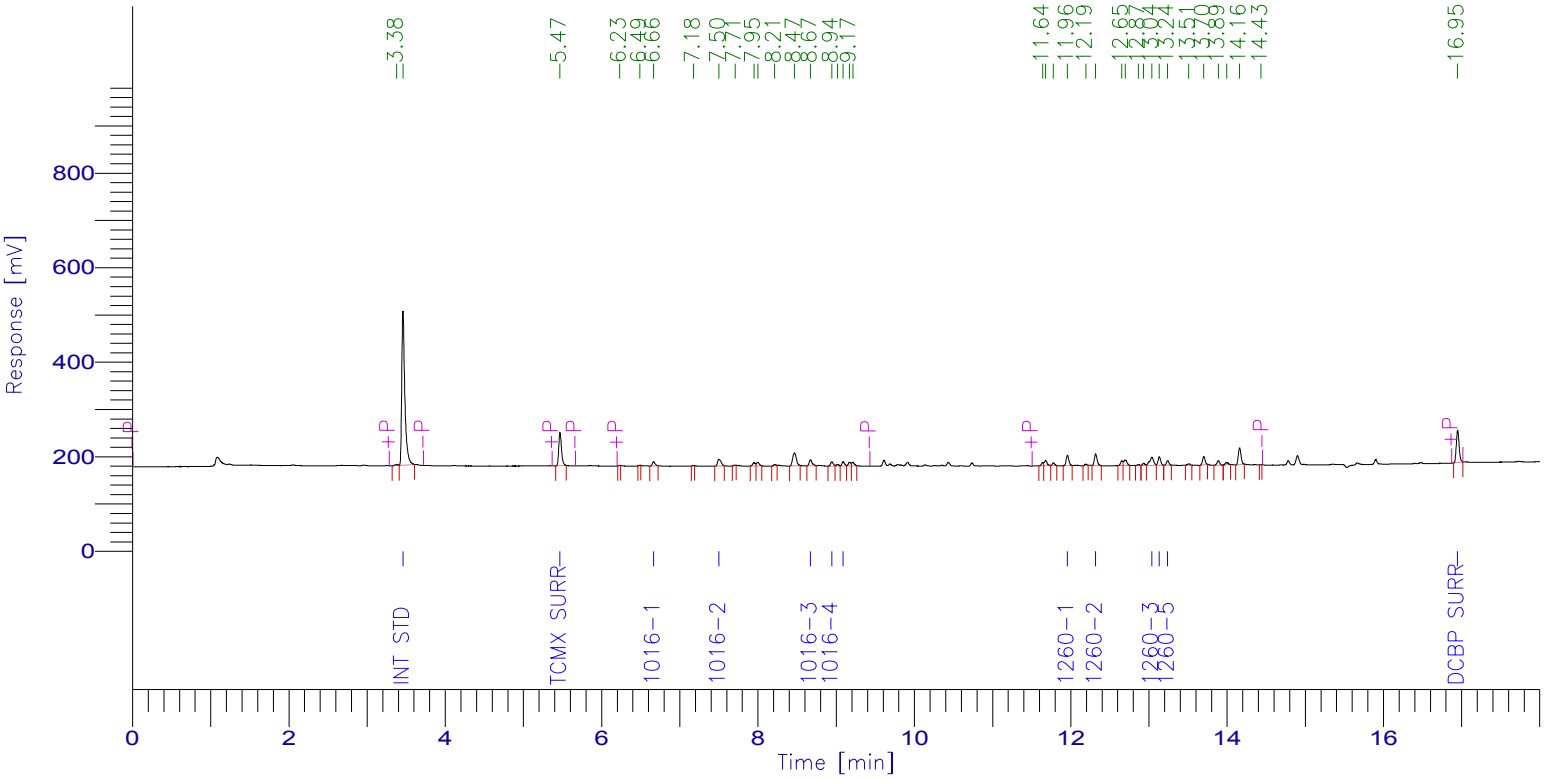

PCB Report

Time [min]	Component Name	Raw Amount	Area [µV·s]	Surrogate SM/WM	Surrogate QC / SL	Spike Rec Soils (%)	Spike Rec Water (%)
3.459	Int Std	100.0000	897137.40	250.0000	100.0000	40.0000	20.0000
5.467	TCMX SURR	12.2092	169410.88	30.5230	12.2092	4.8837	2.4418
6.664	1016-1	56.1200	20824.72	140.3000	56.1200	22.4480	11.2240
7.500	1016-2	63.2754	45194.16	158.1886	63.2754	25.3102	12.6551
8.670	1016-3	58.0217	33989.28	145.0543	58.0217	23.2087	11.6043
8.943	1016-4	58.5638	20724.81	146.4095	58.5638	23.4255	11.7128
9.089	1016-5	60.1147	20261.08	150.2867	60.1147	24.0459	12.0229
11.957	1260-1	65.1812	51922.00	162.9531	65.1812	26.0725	13.0362
12.318	1260-2	65.3182	58768.80	163.2954	65.3182	26.1273	13.0636
13.036	1260-3	60.1010	60944.47	150.2525	60.1010	24.0404	12.0202
13.132	1260-4	60.1833	41393.99	150.4583	60.1833	24.0733	12.0367
13.239	1260-5	53.6259	20986.40	134.0649	53.6259	21.4504	10.7252
16.946	DCBP SURR	14.1761	167889.12	35.4402	14.1761	5.6704	2.8352
		726.8906	1609447.10				

6D
PCB INITIAL CALIBRATION OF SINGLE COMPONENT ANALYTES

Lab Name: Phoenix Environmental Client: NETC

Lab Code: Phoenix Case No.: SAS No.: SDG No.: GBY54991

Instrument ID: ECD24

GC Col A: RTX-440 ID: 0.32 (mm) Date(s) Analyzed: 06/16/17 06/16/17

Method File: PC616AI

COMPOUND	RT OF STANDARDS			MEAN	RT WINDOW	
	LOW 616A010	MID 616A008	HIGH 616A006	RT	FROM	TO
Aroclor 1016-1	5.48	5.48	5.47	5.48	5.43	5.53
Aroclor 1016-2	6.37	6.37	6.36	6.37	6.32	6.42
Aroclor 1016-3	7.58	7.59	7.58	7.58	7.53	7.63
Aroclor 1016-4	7.73	7.73	7.73	7.73	7.68	7.78
Aroclor 1016-5	7.95	7.96	7.95	7.95	7.90	8.00
Aroclor 1260-1	11.57	11.58	11.57	11.57	11.51	11.65
Aroclor 1260-2	12.28	12.28	12.27	12.28	12.21	12.35
Aroclor 1260-3	12.99	13.00	12.99	12.99	12.92	13.06
Aroclor 1260-4	13.26	13.27	13.26	13.26	13.19	13.33
Aroclor 1260-5	13.40	13.40	13.39	13.40	13.33	13.47
Decachlorobiphenyl	16.99	17.00	16.99	16.99	16.89	17.09
Tetrachloro-m-xylene	4.49	4.49	4.49	4.49	4.44	4.54

Retention time windows are ± 0.05 minutes for all compounds that elute before Aroclor 1260-1, ± 0.07 minutes for all other compounds, except ± 0.10 minutes for Decachlorobiphenyl.

FORM VI PCB

6D
PCB INITIAL CALIBRATION OF SINGLE COMPONENT ANALYTES

Lab Name: Phoenix Environmental Client: NETC

Lab Code: Phoenix Case No.: SAS No.: SDG No.: GBY54991

Instrument ID: ECD24

GC Col B: CLP ID: 0.32 (mm) Date(s) Analyzed: 06/16/17 06/16/17

Method File: PC616BI

COMPOUND	RT OF STANDARDS			MEAN	RT WINDOW	
	LOW 616B010	MID 616B008	HIGH 616B006	RT	FROM	TO
Aroclor 1016-1	4.43	4.44	4.43	4.43	4.38	4.48
Aroclor 1016-2	5.18	5.18	5.18	5.18	5.13	5.23
Aroclor 1016-3	6.46	6.46	6.45	6.46	6.40	6.50
Aroclor 1016-4	6.59	6.59	6.58	6.59	6.54	6.64
Aroclor 1016-5	7.34	7.34	7.33	7.34	7.29	7.39
Aroclor 1260-1	9.93	9.94	9.93	9.93	9.86	10.00
Aroclor 1260-2	10.52	10.52	10.51	10.52	10.45	10.59
Aroclor 1260-3	11.33	11.34	11.33	11.33	11.26	11.40
Aroclor 1260-4	11.43	11.43	11.42	11.43	11.36	11.50
Aroclor 1260-5	11.83	11.84	11.83	11.83	11.76	11.90
Decachlorobiphenyl	15.33	15.34	15.33	15.33	15.23	15.43
Tetrachloro-m-xylene	3.69	3.69	3.69	3.69	3.64	3.74

Retention time windows are ± 0.05 minutes for all compounds that elute before Aroclor 1260-1, ± 0.07 minutes for all other compounds, except ± 0.10 minutes for Decachlorobiphenyl.

FORM VI PCB

6E
PCB INITIAL CALIBRATION OF SINGLE COMPONENT ANALYTES (FACTORS)

Lab Name: Phoenix Environmental Client: NETC

Lab Code: Phoenix Case No.: SAS No.: SDG No.: GBY54991

Instr ID: ECD24 Levels: 8

GC Col A: ID: (mm) Analysis Dates: 06/16/17 - 06/16/17

Method File: PC616AI

CALIBRATION FACTORS

COMPOUND	Level 1 616A011	Level 2 616A010	Level 3 616A009	Level 4 616A008	Level 5 616A007	Level 6 616A006	Level 7 616A005A	Level 8 616A012	MEAN	%RSD	*
Aroclor 1016-1	0.029	0.029	0.028	0.027	0.026	0.026	0.025	0.027	0.027	5.25	
Aroclor 1016-2	0.031	0.031	0.029	0.028	0.026	0.026	0.024	0.030	0.028	8.94	
Aroclor 1016-3	0.116	0.113	0.103	0.099	0.095	0.091	0.090	0.099	0.101	9.43	
Aroclor 1016-4	0.050	0.048	0.044	0.042	0.041	0.040	0.040	0.056	0.045	13.06	
Aroclor 1016-5	0.037	0.037	0.036	0.035	0.034	0.033	0.033	0.035	0.035	4.28	
Aroclor 1260-1	0.068	0.067	0.061	0.060	0.057	0.054	0.054	0.067	0.061	9.33	
Aroclor 1260-2	0.134	0.129	0.118	0.114	0.110	0.105	0.111	0.134	0.120	9.46	
Aroclor 1260-3	0.127	0.131	0.122	0.120	0.119	0.109	0.120	0.093	0.118	10.15	
Aroclor 1260-4	0.099	0.099	0.093	0.091	0.090	0.083	0.090	0.095	0.093	5.71	
Aroclor 1260-5	0.047	0.049	0.047	0.048	0.048	0.045	0.049	0.045	0.047	3.35	
Decachlorobiphenyl	1.794	1.707	1.655	1.623	1.569	1.483	1.447	2.027	1.663	11.17	
Tetrachloro-m-xylene	1.279	1.210	1.175	1.148	1.109	1.080	1.059	1.413	1.184	9.88	

%RSD must be less than or equal 20.0% for all compounds. (*) Criteria exceeded.

FORM VI PCB

6E

PCB INITIAL CALIBRATION OF SINGLE COMPONENT ANALYTES (FACTORS)

Lab Name: Phoenix Environmental Client: NETC

Lab Code: Phoenix Case No.: _____ SAS No.: _____ SDG No.: GBY54991

Instr ID: ECD24 Levels: 8

GC Col B: _____ ID: _____ (mm) Analysis Dates: 06/16/17 - 06/16/17

Method File: PC616BI

CALIBRATION FACTORS

COMPOUND	Level 1 616B011	Level 2 616B010	Level 3 616B009	Level 4 616B008	Level 5 616B007	Level 6 616B006	Level 7 616B005A	Level 8 616B012	MEAN	%RSD	*
Aroclor 1016-1	0.027	0.027	0.027	0.026	0.026	0.025	0.024	0.027	0.026	4.43	
Aroclor 1016-2	0.051	0.044	0.044	0.042	0.040	0.039	0.036	0.047	0.043	10.64	
Aroclor 1016-3	0.045	0.049	0.046	0.044	0.043	0.041	0.040	0.045	0.044	6.37	
Aroclor 1016-4	0.026	0.034	0.033	0.032	0.031	0.030	0.030	0.025	0.030	10.21	
Aroclor 1016-5	0.037	0.035	0.031	0.029	0.028	0.027	0.026	0.019	0.029	19.42	
Aroclor 1260-1	0.075	0.072	0.066	0.062	0.059	0.059	0.056	0.074	0.065	11.32	
Aroclor 1260-2	0.165	0.157	0.143	0.137	0.132	0.128	0.128	0.165	0.144	11.05	
Aroclor 1260-3	0.131	0.138	0.129	0.124	0.120	0.118	0.112	0.137	0.126	7.35	
Aroclor 1260-4	0.074	0.085	0.080	0.075	0.074	0.072	0.070	0.070	0.075	6.73	
Aroclor 1260-5	0.117	0.121	0.106	0.101	0.097	0.093	0.092	0.127	0.107	12.49	
Decachlorobiphenyl	2.499	1.959	1.915	1.867	1.825	1.768	1.725		1.937	13.47	
Tetrachloro-m-xylene	1.269	1.188	1.146	1.108	1.077	1.046	1.007	1.435	1.159	11.95	

%RSD must be less than or equal 20.0% for all compounds. (*) Criteria exceeded.

FORM VI PCB

Turbochrom Method File : E:\TC2017\ECD24\06-JUN\PC616AI.MTH
Created by : AM on : 6/19/2017 09:27 AM
Edited by : MH/KCA on : 6/19/2017 09:30 AM
Description :

Number of Times Edited : 2
Number of Times Calibrated : 4097

Instrument Conditions :

Au-8 PCBs

Instrument Control Method:

Instrument name : AUTO_ECD24

Interface Parameters :

Delay Time : 0.00 min.
Run Time : 18.00 min.
Sampling Rate : 6.2500 pts/s
Interface Type : 9092
Analog Voltage Input : 1000 mV
Data will be collected from both channels

Timed Events:

There are no timed events in the method

Real Time Plot Parameters :

Channel A -- Pages: 1 Offset: 0.000 mV Scale: 1000.000 mV
Channel B -- Pages: 1 Offset: 0.000 mV Scale: 1000.000 mV

Processing Parameters :

Bunch Factor : 1 points
Noise Threshold : 187 µV
Area Threshold : 936.00 µV

Peak Separation Criteria
Width Ratio : 0.200
Valley-to-Peak Ratio : 0.010

Exponential Skim Criteria
Peak Height Ratio : 5.000
Adjusted Height Ratio : 4.000
Valley Height Ratio : 3.000

Baseline Timed Events :

Event #1 - -P at 0.058
Event #2 - +P at 2.137
Event #3 - -P at 2.452
Event #4 - +P at 4.302
Event #5 - -P at 4.680
Event #6 - +P at 4.993
Event #7 - -P at 9.386
Event #8 - +P at 10.814
Event #9 - -P at 14.784

Event #10 - +P at 16.872
Event #11 - -P at 17.248

Annotated Replot Parameters :
No replot will be printed

Report Format files :
No report format files given

User Programs :
No user programs will be executed

Global Information :
Default Sample Volume : 1.000 ul
Quantitation Units :
Void Time : 0.000 min
Correct amounts during calibration : NO
Reject outliers during calibration : NO
An Internal Standard calibration will be used
Unknown peaks will be quantitated using a response factor of 1.000000

Component Information :
Int Std
Component Type : Single Peak Component
Retention Time : 2.263 min Search Window: 1.00 s, 1.00 %
Reference Component:
Find peak closest to expected RT in window
Internal Standard :
Use Average Calibration Factor (Area ratio / Amount ratio)
User Values:
Label :
Value 1: 0.000000
Value 2: 0.000000
Value 3: 0.000000
Value 4: 0.000000
Value 5: 0.000000
Calibration Levels:

Level Name	Amount	Area	Height	ISTD Resp.	ISTD Amt.	# Replicates
0.5	100.0000	1051629.76	463902.14	1.0000	1.0000	1
1	100.0000	1062123.84	454216.32	1.0000	1.0000	1
2	100.0000	1014235.92	443392.73	1.0000	1.0000	1
3	100.0000	1039239.36	453051.80	1.0000	1.0000	1
4	100.0000	1030688.48	467179.82	1.0000	1.0000	1
5	100.0000	1041436.08	485783.26	1.0000	1.0000	1
6	100.0000	1068724.32	501251.60	1.0000	1.0000	1
7	100.0000	979751.68	458917.12	1.0000	1.0000	1

Average Calibration Factor = 1.000000 (%RSD = 0.00)

TCMX SURR
Component Type : Single Peak Component
Retention Time : 4.487 min Search Window: 3.50 s, 1.00 %
Reference Component:
Find peak closest to expected RT in window
Internal Standard : Int Std
Use Average Calibration Factor (Area ratio / Amount ratio)
User Values:
Label :

Value 1: 0.000000
Value 2: 0.000000
Value 3: 0.000000
Value 4: 0.000000
Value 5: 0.000000

Calibration Levels:

Level Name	Amount	Area	Height	ISTD Resp.	ISTD Amt.	# Replicates
0.5	10.0000	148647.20	61233.76	0.1413	0.1000	1
1	20.0000	271692.88	106982.00	0.2558	0.2000	1
2	40.0000	490725.12	191901.88	0.4838	0.4000	1
3	60.0000	732598.08	285437.19	0.7049	0.6000	1
4	80.0000	946539.44	376229.29	0.9184	0.8000	1
5	100.0000	1155356.96	459080.13	1.1094	1.0000	1
6	120.0000	1385247.92	553117.65	1.2962	1.2000	1
7	140.0000	1452353.44	553841.42	1.4824	1.4000	1

Average Calibration Factor = 1.184162 (%RSD = 9.88)

1016-1

Component Type : Single Peak Component
Retention Time : 5.477 min Search Window: 1.00 s, 1.00 %
Reference Component:
Find peak closest to expected RT in window
Internal Standard : Int Std
Use Average Calibration Factor (Area ratio / Amount ratio)
User Values:
Label :
Value 1: 0.000000
Value 2: 0.000000
Value 3: 0.000000
Value 4: 0.000000
Value 5: 0.000000

Calibration Levels:

Level Name	Amount	Area	Height	ISTD Resp.	ISTD Amt.	# Replicates
0.5	50.0000	13936.48	6035.10	0.0133	0.5000	1
1	100.0000	30589.76	12609.05	0.0288	1.0000	1
2	200.0000	58843.92	23522.70	0.0580	2.0000	1
3	400.0000	115798.40	44815.31	0.1114	4.0000	1
4	600.0000	167487.28	65147.89	0.1625	6.0000	1
5	800.0000	219226.32	85177.04	0.2105	8.0000	1
6	1000.0000	273336.48	106506.14	0.2558	10.0000	1
7	1200.0000	295868.96	110535.11	0.3020	12.0000	1

Average Calibration Factor = 0.027039 (%RSD = 5.25)

1016-2

Component Type : Single Peak Component
Retention Time : 6.367 min Search Window: 1.00 s, 1.00 %
Reference Component: 1016-1
Find peak closest to expected RT in window
Internal Standard : Int Std
Use Average Calibration Factor (Area ratio / Amount ratio)
User Values:
Label :
Value 1: 0.000000
Value 2: 0.000000
Value 3: 0.000000
Value 4: 0.000000
Value 5: 0.000000

Calibration Levels:

Level Name	Amount	Area	Height	ISTD Resp.	ISTD Amt.	# Replicates
0.5	50.0000	15823.06	6703.76	0.0150	0.5000	1

1	100.0000	32518.17	13327.92	0.0306	1.0000	1
2	200.0000	62399.36	25071.00	0.0615	2.0000	1
3	400.0000	119932.39	48272.43	0.1154	4.0000	1
4	600.0000	170247.55	68736.80	0.1652	6.0000	1
5	800.0000	220574.28	89103.90	0.2118	8.0000	1
6	1000.0000	273333.50	109832.07	0.2558	10.0000	1
7	1200.0000	282348.80	113171.49	0.2882	12.0000	1

Average Calibration Factor = 0.027990 (%RSD = 8.94)

1016-3

Component Type : Single Peak Component
Retention Time : 7.582 min Search Window: 1.00 s, 1.00 %
Reference Component: 1016-1
Find peak closest to expected RT in window
Internal Standard : Int Std
Use Average Calibration Factor (Area ratio / Amount ratio)
User Values:
Label :
Value 1: 0.000000
Value 2: 0.000000
Value 3: 0.000000
Value 4: 0.000000
Value 5: 0.000000
Calibration Levels:

Level Name	Amount	Area	Height	ISTD Resp.	ISTD Amt.	# Replicates
0.5	50.0000	52291.12	13927.17	0.0497	0.5000	1
1	100.0000	123575.38	29632.35	0.1163	1.0000	1
2	200.0000	228818.89	54675.20	0.2256	2.0000	1
3	400.0000	428588.63	101408.49	0.4124	4.0000	1
4	600.0000	612369.46	144417.62	0.5941	6.0000	1
5	800.0000	788967.14	187649.89	0.7576	8.0000	1
6	1000.0000	975977.36	231050.71	0.9132	10.0000	1
7	1200.0000	1061320.35	255171.46	1.0833	12.0000	1

Average Calibration Factor = 0.100877 (%RSD = 9.43)

1016-4

Component Type : Single Peak Component
Retention Time : 7.732 min Search Window: 1.00 s, 1.00 %
Reference Component: 1016-1
Find peak closest to expected RT in window
Internal Standard : Int Std
Use Average Calibration Factor (Area ratio / Amount ratio)
User Values:
Label :
Value 1: 0.000000
Value 2: 0.000000
Value 3: 0.000000
Value 4: 0.000000
Value 5: 0.000000
Calibration Levels:

Level Name	Amount	Area	Height	ISTD Resp.	ISTD Amt.	# Replicates
0.5	50.0000	29631.60	9152.58	0.0282	0.5000	1
1	100.0000	52853.90	17639.63	0.0498	1.0000	1
2	200.0000	97899.99	32853.51	0.0965	2.0000	1
3	400.0000	181880.49	62264.89	0.1750	4.0000	1
4	600.0000	261275.26	89264.47	0.2535	6.0000	1
5	800.0000	344604.46	114510.94	0.3309	8.0000	1
6	1000.0000	422825.84	145149.66	0.3956	10.0000	1
7	1200.0000	465628.85	156641.14	0.4753	12.0000	1

Average Calibration Factor = 0.045114 (%RSD = 13.06)

1016-5

Component Type : Single Peak Component
Retention Time : 7.953 min Search Window: 1.00 s, 1.00 %
Reference Component: 1016-1
Find peak closest to expected RT in window
Internal Standard : Int Std
Use Average Calibration Factor (Area ratio / Amount ratio)
User Values:
Label :
Value 1: 0.000000
Value 2: 0.000000
Value 3: 0.000000
Value 4: 0.000000
Value 5: 0.000000
Calibration Levels:

Level Name	Amount	Area	Height	ISTD Resp.	ISTD Amt.	# Replicates
0.5	50.0000	18393.28	7619.96	0.0175	0.5000	1
1	100.0000	38986.40	15263.33	0.0367	1.0000	1
2	200.0000	75212.24	29395.54	0.0742	2.0000	1
3	400.0000	147976.88	55952.44	0.1424	4.0000	1
4	600.0000	214914.40	82663.90	0.2085	6.0000	1
5	800.0000	282708.64	104294.75	0.2715	8.0000	1
6	1000.0000	353008.80	132635.24	0.3303	10.0000	1
7	1200.0000	391036.96	146219.79	0.3991	12.0000	1

Average Calibration Factor = 0.034917 (%RSD = 4.28)

1260-1
Component Type : Single Peak Component
Retention Time : 11.577 min Search Window: 0.50 s, 0.50 %
Reference Component:
Find peak closest to expected RT in window
Internal Standard : Int Std
Use Average Calibration Factor (Area ratio / Amount ratio)
User Values:
Label :
Value 1: 0.000000
Value 2: 0.000000
Value 3: 0.000000
Value 4: 0.000000
Value 5: 0.000000
Calibration Levels:

Level Name	Amount	Area	Height	ISTD Resp.	ISTD Amt.	# Replicates
0.5	50.0000	34990.40	13920.88	0.0333	0.5000	1
1	100.0000	71886.24	27536.00	0.0677	1.0000	1
2	200.0000	135926.08	50687.47	0.1340	2.0000	1
3	400.0000	254660.64	92340.12	0.2450	4.0000	1
4	600.0000	368733.92	130521.54	0.3578	6.0000	1
5	800.0000	472458.40	168159.04	0.4537	8.0000	1
6	1000.0000	581240.16	203629.30	0.5439	10.0000	1
7	1200.0000	633734.08	222113.49	0.6468	12.0000	1

Average Calibration Factor = 0.060890 (%RSD = 9.33)

1260-2
Component Type : Single Peak Component
Retention Time : 12.278 min Search Window: 0.50 s, 0.50 %
Reference Component: 1260-1
Find peak closest to expected RT in window
Internal Standard : Int Std
Use Average Calibration Factor (Area ratio / Amount ratio)
User Values:
Label :

Value 1: 0.000000
Value 2: 0.000000
Value 3: 0.000000
Value 4: 0.000000
Value 5: 0.000000

Calibration Levels:

Level Name	Amount	Area	Height	ISTD Resp.	ISTD Amt.	# Replicates
0.5	50.0000	70483.51	20231.02	0.0670	0.5000	1
1	100.0000	142239.65	40044.47	0.1339	1.0000	1
2	200.0000	262063.54	73341.58	0.2584	2.0000	1
3	400.0000	491522.52	134701.81	0.4730	4.0000	1
4	600.0000	707328.72	193096.25	0.6863	6.0000	1
5	800.0000	916550.74	248569.46	0.8801	8.0000	1
6	1000.0000	1126168.12	311704.79	1.0537	10.0000	1
7	1200.0000	1310194.63	358128.15	1.3373	12.0000	1

Average Calibration Factor = 0.119575 (%RSD = 9.46)

1260-3

Component Type : Single Peak Component
Retention Time : 12.992 min Search Window: 0.50 s, 0.50 %
Reference Component: 1260-1
Find peak closest to expected RT in window
Internal Standard : Int Std
Use Average Calibration Factor (Area ratio / Amount ratio)
User Values:
Label :
Value 1: 0.000000
Value 2: 0.000000
Value 3: 0.000000
Value 4: 0.000000
Value 5: 0.000000

Calibration Levels:

Level Name	Amount	Area	Height	ISTD Resp.	ISTD Amt.	# Replicates
0.5	50.0000	48641.20	15743.94	0.0463	0.5000	1
1	100.0000	135109.04	34382.39	0.1272	1.0000	1
2	200.0000	265520.55	62904.99	0.2618	2.0000	1
3	400.0000	508141.60	120071.32	0.4890	4.0000	1
4	600.0000	740843.44	174660.18	0.7188	6.0000	1
5	800.0000	994141.55	226433.64	0.9546	8.0000	1
6	1000.0000	1169723.69	282396.98	1.0945	10.0000	1
7	1200.0000	1407007.20	333226.32	1.4361	12.0000	1

Average Calibration Factor = 0.117637 (%RSD = 10.15)

1260-4

Component Type : Single Peak Component
Retention Time : 13.264 min Search Window: 0.50 s, 0.70 %
Reference Component: 1260-1
Find peak closest to expected RT in window
Internal Standard : Int Std
Use Average Calibration Factor (Area ratio / Amount ratio)
User Values:
Label :
Value 1: 0.000000
Value 2: 0.000000
Value 3: 0.000000
Value 4: 0.000000
Value 5: 0.000000

Calibration Levels:

Level Name	Amount	Area	Height	ISTD Resp.	ISTD Amt.	# Replicates
0.5	50.0000	49804.96	18690.69	0.0474	0.5000	1

1	100.0000	105528.96	38635.77	0.0994	1.0000	1
2	200.0000	200828.83	71519.00	0.1980	2.0000	1
3	400.0000	385529.43	135422.38	0.3710	4.0000	1
4	600.0000	564124.11	192041.35	0.5473	6.0000	1
5	800.0000	748103.96	258163.41	0.7183	8.0000	1
6	1000.0000	888264.01	311603.10	0.8311	10.0000	1
7	1200.0000	1063880.00	362542.93	1.0859	12.0000	1

Average Calibration Factor = 0.092555 (%RSD = 5.71)

1260-5

Component Type : Single Peak Component
Retention Time : 13.400 min Search Window: 0.50 s, 0.70 %
Reference Component: 1260-1
Find peak closest to expected RT in window
Internal Standard : Int Std
Use Average Calibration Factor (Area ratio / Amount ratio)
User Values:
Label :
Value 1: 0.000000
Value 2: 0.000000
Value 3: 0.000000
Value 4: 0.000000
Value 5: 0.000000
Calibration Levels:

Level Name	Amount	Area	Height	ISTD Resp.	ISTD Amt.	# Replicates
0.5	50.0000	23598.08	9482.80	0.0224	0.5000	1
1	100.0000	50197.92	19112.73	0.0473	1.0000	1
2	200.0000	99019.90	36923.18	0.0976	2.0000	1
3	400.0000	197273.45	71772.68	0.1898	4.0000	1
4	600.0000	295941.25	103995.30	0.2871	6.0000	1
5	800.0000	396063.95	139881.66	0.3803	8.0000	1
6	1000.0000	477478.55	170945.47	0.4468	10.0000	1
7	1200.0000	573678.76	200775.46	0.5855	12.0000	1

Average Calibration Factor = 0.047160 (%RSD = 3.35)

DCBP SURR

Component Type : Single Peak Component
Retention Time : 16.994 min Search Window: 1.00 s, 1.00 %
Reference Component:
Find peak closest to expected RT in window
Internal Standard : Int Std
Use Average Calibration Factor (Area ratio / Amount ratio)
User Values:
Label :
Value 1: 0.000000
Value 2: 0.000000
Value 3: 0.000000
Value 4: 0.000000
Value 5: 0.000000
Calibration Levels:

Level Name	Amount	Area	Height	ISTD Resp.	ISTD Amt.	# Replicates
0.5	10.0000	213192.80	95853.30	0.2027	0.1000	1
1	20.0000	381068.88	171534.52	0.3588	0.2000	1
2	40.0000	692372.40	301879.71	0.6827	0.4000	1
3	60.0000	1031799.68	442239.55	0.9928	0.6000	1
4	80.0000	1338273.04	579033.68	1.2984	0.8000	1
5	100.0000	1633579.52	699089.33	1.5686	1.0000	1
6	120.0000	1901984.48	730944.31	1.7797	1.2000	1
7	140.0000	1984286.88	729420.22	2.0253	1.4000	1

Average Calibration Factor = 1.662982 (%RSD = 11.17)

Calibration Replicate Lists:

Component: Int Std

Level : 0.5

Area	Height	Vol Adj Amt	ISTD Response	ISTD Amount	Date/Time	File
1051629.76	463902.14	100.0000	1.0000	1.0000	6/19/2017 09:29 AM	GEDIT.RS

Level : 1

Area	Height	Vol Adj Amt	ISTD Response	ISTD Amount	Date/Time	File
1062123.84	454216.32	100.0000	1.0000	1.0000	6/19/2017 09:29 AM	GEDIT.RS

Level : 2

Area	Height	Vol Adj Amt	ISTD Response	ISTD Amount	Date/Time	File
1014235.92	443392.73	100.0000	1.0000	1.0000	6/19/2017 09:29 AM	GEDIT.RS

Level : 3

Area	Height	Vol Adj Amt	ISTD Response	ISTD Amount	Date/Time	File
1039239.36	453051.80	100.0000	1.0000	1.0000	6/19/2017 09:29 AM	GEDIT.RS

Level : 4

Area	Height	Vol Adj Amt	ISTD Response	ISTD Amount	Date/Time	File
1030688.48	467179.82	100.0000	1.0000	1.0000	6/19/2017 09:29 AM	GEDIT.RS

Level : 5

Area	Height	Vol Adj Amt	ISTD Response	ISTD Amount	Date/Time	File
1041436.08	485783.26	100.0000	1.0000	1.0000	6/19/2017 09:29 AM	GEDIT.RS

Level : 6

Area	Height	Vol Adj Amt	ISTD Response	ISTD Amount	Date/Time	File
1068724.32	501251.60	100.0000	1.0000	1.0000	6/19/2017 09:29 AM	GEDIT.RS

Level : 7

Area	Height	Vol Adj Amt	ISTD Response	ISTD Amount	Date/Time	File
979751.68	458917.12	100.0000	1.0000	1.0000	6/19/2017 09:29 AM	GEDIT.RS

Component: TCMX SURR

Level : 0.5

Area	Height	Vol Adj Amt	ISTD Response	ISTD Amount	Date/Time	File
148647.20	61233.76	10.0000	0.1413	0.1000	6/19/2017 09:29 AM	GEDIT.RS

Level : 1

Area	Height	Vol Adj Amt	ISTD Response	ISTD Amount	Date/Time	File
271692.88	106982.00	20.0000	0.2558	0.2000	6/19/2017 09:29 AM	GEDIT.RS

Level : 2

Area	Height	Vol Adj Amt	ISTD Response	ISTD Amount	Date/Time	File

490725.12	191901.88	40.0000	0.4838	0.4000	6/19/2017	09:29 AM	GEDIT.RS

Level : 3

Area	Height	Vol Adj Amt	ISTD Response	ISTD Amount	Date/Time		File
732598.08	285437.19	60.0000	0.7049	0.6000	6/19/2017	09:29 AM	GEDIT.RS

Level : 4

Area	Height	Vol Adj Amt	ISTD Response	ISTD Amount	Date/Time		File
946539.44	376229.29	80.0000	0.9184	0.8000	6/19/2017	09:29 AM	GEDIT.RS

Level : 5

Area	Height	Vol Adj Amt	ISTD Response	ISTD Amount	Date/Time		File
1155356.96	459080.13	100.0000	1.1094	1.0000	6/19/2017	09:29 AM	GEDIT.RS

Level : 6

Area	Height	Vol Adj Amt	ISTD Response	ISTD Amount	Date/Time		File
1385247.92	553117.65	120.0000	1.2962	1.2000	6/19/2017	09:29 AM	GEDIT.RS

Level : 7

Area	Height	Vol Adj Amt	ISTD Response	ISTD Amount	Date/Time		File
1452353.44	553841.42	140.0000	1.4824	1.4000	6/19/2017	09:29 AM	GEDIT.RS

Component: 1016-1

Level : 0.5

Area	Height	Vol Adj Amt	ISTD Response	ISTD Amount	Date/Time		File
13936.48	6035.10	50.0000	0.0133	0.5000	6/19/2017	09:29 AM	GEDIT.RS

Level : 1

Area	Height	Vol Adj Amt	ISTD Response	ISTD Amount	Date/Time		File
30589.76	12609.05	100.0000	0.0288	1.0000	6/19/2017	09:29 AM	GEDIT.RS

Level : 2

Area	Height	Vol Adj Amt	ISTD Response	ISTD Amount	Date/Time		File
58843.92	23522.70	200.0000	0.0580	2.0000	6/19/2017	09:29 AM	GEDIT.RS

Level : 3

Area	Height	Vol Adj Amt	ISTD Response	ISTD Amount	Date/Time		File
115798.40	44815.31	400.0000	0.1114	4.0000	6/19/2017	09:29 AM	GEDIT.RS

Level : 4

Area	Height	Vol Adj Amt	ISTD Response	ISTD Amount	Date/Time		File
167487.28	65147.89	600.0000	0.1625	6.0000	6/19/2017	09:29 AM	GEDIT.RS

Level : 5

Area	Height	Vol Adj Amt	ISTD Response	ISTD Amount	Date/Time	File

Area	Height	Vol Adj Amt	ISTD Response	ISTD Amount	Date/Time		File
219226.32	85177.04	800.0000	0.2105	8.0000	6/19/2017	09:29 AM	GEDIT.RS

Level : 6

Area	Height	Vol Adj Amt	ISTD Response	ISTD Amount	Date/Time		File
273336.48	106506.14	1000.0000	0.2558	10.0000	6/19/2017	09:29 AM	GEDIT.RS

Level : 7

Area	Height	Vol Adj Amt	ISTD Response	ISTD Amount	Date/Time		File
295868.96	110535.11	1200.0000	0.3020	12.0000	6/19/2017	09:29 AM	GEDIT.RS

Component: 1016-2

Level : 0.5

Area	Height	Vol Adj Amt	ISTD Response	ISTD Amount	Date/Time		File
15823.06	6703.76	50.0000	0.0150	0.5000	6/19/2017	09:29 AM	GEDIT.RS

Level : 1

Area	Height	Vol Adj Amt	ISTD Response	ISTD Amount	Date/Time		File
32518.17	13327.92	100.0000	0.0306	1.0000	6/19/2017	09:29 AM	GEDIT.RS

Level : 2

Area	Height	Vol Adj Amt	ISTD Response	ISTD Amount	Date/Time		File
62399.36	25071.00	200.0000	0.0615	2.0000	6/19/2017	09:29 AM	GEDIT.RS

Level : 3

Area	Height	Vol Adj Amt	ISTD Response	ISTD Amount	Date/Time		File
119932.39	48272.43	400.0000	0.1154	4.0000	6/19/2017	09:29 AM	GEDIT.RS

Level : 4

Area	Height	Vol Adj Amt	ISTD Response	ISTD Amount	Date/Time		File
170247.55	68736.80	600.0000	0.1652	6.0000	6/19/2017	09:29 AM	GEDIT.RS

Level : 5

Area	Height	Vol Adj Amt	ISTD Response	ISTD Amount	Date/Time		File
220574.28	89103.90	800.0000	0.2118	8.0000	6/19/2017	09:29 AM	GEDIT.RS

Level : 6

Area	Height	Vol Adj Amt	ISTD Response	ISTD Amount	Date/Time		File
273333.50	109832.07	1000.0000	0.2558	10.0000	6/19/2017	09:29 AM	GEDIT.RS

Level : 7

Area	Height	Vol Adj Amt	ISTD Response	ISTD Amount	Date/Time		File
282348.80	113171.49	1200.0000	0.2882	12.0000	6/19/2017	09:29 AM	GEDIT.RS

Component: 1016-3

Level : 0.5

Area	Height	Vol Adj Amt	ISTD Response	ISTD Amount	Date/Time	File
52291.12	13927.17	50.0000	0.0497	0.5000	6/19/2017 09:29 AM	GEDIT.RS

Level : 1

Area	Height	Vol Adj Amt	ISTD Response	ISTD Amount	Date/Time	File
123575.38	29632.35	100.0000	0.1163	1.0000	6/19/2017 09:29 AM	GEDIT.RS

Level : 2

Area	Height	Vol Adj Amt	ISTD Response	ISTD Amount	Date/Time	File
228818.89	54675.20	200.0000	0.2256	2.0000	6/19/2017 09:29 AM	GEDIT.RS

Level : 3

Area	Height	Vol Adj Amt	ISTD Response	ISTD Amount	Date/Time	File
428588.63	101408.49	400.0000	0.4124	4.0000	6/19/2017 09:29 AM	GEDIT.RS

Level : 4

Area	Height	Vol Adj Amt	ISTD Response	ISTD Amount	Date/Time	File
612369.46	144417.62	600.0000	0.5941	6.0000	6/19/2017 09:29 AM	GEDIT.RS

Level : 5

Area	Height	Vol Adj Amt	ISTD Response	ISTD Amount	Date/Time	File
788967.14	187649.89	800.0000	0.7576	8.0000	6/19/2017 09:29 AM	GEDIT.RS

Level : 6

Area	Height	Vol Adj Amt	ISTD Response	ISTD Amount	Date/Time	File
975977.36	231050.71	1000.0000	0.9132	10.0000	6/19/2017 09:29 AM	GEDIT.RS

Level : 7

Area	Height	Vol Adj Amt	ISTD Response	ISTD Amount	Date/Time	File
1061320.35	255171.46	1200.0000	1.0833	12.0000	6/19/2017 09:29 AM	GEDIT.RS

Component: 1016-4

Level : 0.5

Area	Height	Vol Adj Amt	ISTD Response	ISTD Amount	Date/Time	File
29631.60	9152.58	50.0000	0.0282	0.5000	6/19/2017 09:29 AM	GEDIT.RS

Level : 1

Area	Height	Vol Adj Amt	ISTD Response	ISTD Amount	Date/Time	File
52853.90	17639.63	100.0000	0.0498	1.0000	6/19/2017 09:29 AM	GEDIT.RS

Level : 2

Area	Height	Vol Adj Amt	ISTD Response	ISTD Amount	Date/Time	File
97899.99	32853.51	200.0000	0.0865	2.0000	6/19/2017 09:29 AM	GEDIT.RS

Level : 3

Area	Height	Vol Adj Amt	ISTD Response	ISTD Amount	Date/Time	File
181880.49	62264.89	400.0000	0.1750	4.0000	6/19/2017 09:29 AM	GEDIT.RS

Level : 4

Area	Height	Vol Adj Amt	ISTD Response	ISTD Amount	Date/Time	File
261275.26	89264.47	600.0000	0.2535	6.0000	6/19/2017 09:29 AM	GEDIT.RS

Level : 5

Area	Height	Vol Adj Amt	ISTD Response	ISTD Amount	Date/Time	File
344604.46	114510.94	800.0000	0.3309	8.0000	6/19/2017 09:29 AM	GEDIT.RS

Level : 6

Area	Height	Vol Adj Amt	ISTD Response	ISTD Amount	Date/Time	File
422825.84	145149.66	1000.0000	0.3956	10.0000	6/19/2017 09:29 AM	GEDIT.RS

Level : 7

Area	Height	Vol Adj Amt	ISTD Response	ISTD Amount	Date/Time	File
465628.85	156641.14	1200.0000	0.4753	12.0000	6/19/2017 09:29 AM	GEDIT.RS

Component: 1016-5

Level : 0.5

Area	Height	Vol Adj Amt	ISTD Response	ISTD Amount	Date/Time	File
18393.28	7619.96	50.0000	0.0175	0.5000	6/19/2017 09:29 AM	GEDIT.RS

Level : 1

Area	Height	Vol Adj Amt	ISTD Response	ISTD Amount	Date/Time	File
38986.40	15263.33	100.0000	0.0367	1.0000	6/19/2017 09:29 AM	GEDIT.RS

Level : 2

Area	Height	Vol Adj Amt	ISTD Response	ISTD Amount	Date/Time	File
75212.24	29395.54	200.0000	0.0742	2.0000	6/19/2017 09:29 AM	GEDIT.RS

Level : 3

Area	Height	Vol Adj Amt	ISTD Response	ISTD Amount	Date/Time	File
147976.88	55952.44	400.0000	0.1424	4.0000	6/19/2017 09:29 AM	GEDIT.RS

Level : 4

Area	Height	Vol Adj Amt	ISTD Response	ISTD Amount	Date/Time	File
214914.40	82663.90	600.0000	0.2085	6.0000	6/19/2017 09:29 AM	GEDIT.RS

Level : 5

Area	Height	Vol Adj Amt	ISTD Response	ISTD Amount	Date/Time	File
282708.64	104294.75	800.0000	0.2715	8.0000	6/19/2017 09:29 AM	GEDIT.RS

Level : 6

Area	Height	Vol Adj Amt	ISTD Response	ISTD Amount	Date/Time		File
353008.80	132635.24	1000.0000	0.3303	10.0000	6/19/2017	09:29 AM	GEDIT.RS

Level : 7

Area	Height	Vol Adj Amt	ISTD Response	ISTD Amount	Date/Time		File
391036.96	146219.79	1200.0000	0.3991	12.0000	6/19/2017	09:29 AM	GEDIT.RS

Component: 1260-1

Level : 0.5

Area	Height	Vol Adj Amt	ISTD Response	ISTD Amount	Date/Time		File
34990.40	13920.88	50.0000	0.0333	0.5000	6/19/2017	09:29 AM	GEDIT.RS

Level : 1

Area	Height	Vol Adj Amt	ISTD Response	ISTD Amount	Date/Time		File
71886.24	27536.00	100.0000	0.0677	1.0000	6/19/2017	09:29 AM	GEDIT.RS

Level : 2

Area	Height	Vol Adj Amt	ISTD Response	ISTD Amount	Date/Time		File
135926.08	50687.47	200.0000	0.1340	2.0000	6/19/2017	09:29 AM	GEDIT.RS

Level : 3

Area	Height	Vol Adj Amt	ISTD Response	ISTD Amount	Date/Time		File
254660.64	92340.12	400.0000	0.2450	4.0000	6/19/2017	09:29 AM	GEDIT.RS

Level : 4

Area	Height	Vol Adj Amt	ISTD Response	ISTD Amount	Date/Time		File
368733.92	130521.54	600.0000	0.3578	6.0000	6/19/2017	09:29 AM	GEDIT.RS

Level : 5

Area	Height	Vol Adj Amt	ISTD Response	ISTD Amount	Date/Time		File
472458.40	168159.04	800.0000	0.4537	8.0000	6/19/2017	09:29 AM	GEDIT.RS

Level : 6

Area	Height	Vol Adj Amt	ISTD Response	ISTD Amount	Date/Time		File
581240.16	203629.30	1000.0000	0.5439	10.0000	6/19/2017	09:29 AM	GEDIT.RS

Level : 7

Area	Height	Vol Adj Amt	ISTD Response	ISTD Amount	Date/Time		File
633734.08	222113.49	1200.0000	0.6468	12.0000	6/19/2017	09:29 AM	GEDIT.RS

Component: 1260-2

Level : 0.5

Area	Height	Vol Adj Amt	ISTD Response	ISTD Amount	Date/Time	File
70483.51	20231.02	50.0000	0.0670	0.5000	6/19/2017 09:29 AM	GEDIT.RS

Level : 1

Area	Height	Vol Adj Amt	ISTD Response	ISTD Amount	Date/Time	File
142239.65	40044.47	100.0000	0.1339	1.0000	6/19/2017 09:29 AM	GEDIT.RS

Level : 2

Area	Height	Vol Adj Amt	ISTD Response	ISTD Amount	Date/Time	File
262063.54	73341.58	200.0000	0.2584	2.0000	6/19/2017 09:29 AM	GEDIT.RS

Level : 3

Area	Height	Vol Adj Amt	ISTD Response	ISTD Amount	Date/Time	File
491522.52	134701.81	400.0000	0.4730	4.0000	6/19/2017 09:29 AM	GEDIT.RS

Level : 4

Area	Height	Vol Adj Amt	ISTD Response	ISTD Amount	Date/Time	File
707328.72	193096.25	600.0000	0.6863	6.0000	6/19/2017 09:29 AM	GEDIT.RS

Level : 5

Area	Height	Vol Adj Amt	ISTD Response	ISTD Amount	Date/Time	File
916550.74	248569.46	800.0000	0.8801	8.0000	6/19/2017 09:29 AM	GEDIT.RS

Level : 6

Area	Height	Vol Adj Amt	ISTD Response	ISTD Amount	Date/Time	File
1126168.12	311704.79	1000.0000	1.0537	10.0000	6/19/2017 09:29 AM	GEDIT.RS

Level : 7

Area	Height	Vol Adj Amt	ISTD Response	ISTD Amount	Date/Time	File
1310194.63	358128.15	1200.0000	1.3373	12.0000	6/19/2017 09:29 AM	GEDIT.RS

Component: 1260-3

Level : 0.5

Area	Height	Vol Adj Amt	ISTD Response	ISTD Amount	Date/Time	File
48641.20	15743.94	50.0000	0.0463	0.5000	6/19/2017 09:29 AM	GEDIT.RS

Level : 1

Area	Height	Vol Adj Amt	ISTD Response	ISTD Amount	Date/Time	File
135109.04	34382.39	100.0000	0.1272	1.0000	6/19/2017 09:29 AM	GEDIT.RS

Level : 2

Area	Height	Vol Adj Amt	ISTD Response	ISTD Amount	Date/Time	File
265520.55	62904.99	200.0000	0.2618	2.0000	6/19/2017 09:29 AM	GEDIT.RS

Level : 3

Area	Height	Vol Adj Amt	ISTD Response	ISTD Amount	Date/Time	File
508141.60	120071.32	400.0000	0.4890	4.0000	6/19/2017 09:29 AM	GEDIT.RS

Level : 4

Area	Height	Vol Adj Amt	ISTD Response	ISTD Amount	Date/Time	File
740843.44	174660.18	600.0000	0.7188	6.0000	6/19/2017 09:29 AM	GEDIT.RS

Level : 5

Area	Height	Vol Adj Amt	ISTD Response	ISTD Amount	Date/Time	File
994141.55	226433.64	800.0000	0.9546	8.0000	6/19/2017 09:29 AM	GEDIT.RS

Level : 6

Area	Height	Vol Adj Amt	ISTD Response	ISTD Amount	Date/Time	File
1169723.69	282396.98	1000.0000	1.0945	10.0000	6/19/2017 09:29 AM	GEDIT.RS

Level : 7

Area	Height	Vol Adj Amt	ISTD Response	ISTD Amount	Date/Time	File
1407007.20	333226.32	1200.0000	1.4361	12.0000	6/19/2017 09:29 AM	GEDIT.RS

Component: 1260-4

Level : 0.5

Area	Height	Vol Adj Amt	ISTD Response	ISTD Amount	Date/Time	File
49804.96	18690.69	50.0000	0.0474	0.5000	6/19/2017 09:29 AM	GEDIT.RS

Level : 1

Area	Height	Vol Adj Amt	ISTD Response	ISTD Amount	Date/Time	File
105528.96	38635.77	100.0000	0.0994	1.0000	6/19/2017 09:29 AM	GEDIT.RS

Level : 2

Area	Height	Vol Adj Amt	ISTD Response	ISTD Amount	Date/Time	File
200828.83	71519.00	200.0000	0.1980	2.0000	6/19/2017 09:29 AM	GEDIT.RS

Level : 3

Area	Height	Vol Adj Amt	ISTD Response	ISTD Amount	Date/Time	File
385529.43	135422.38	400.0000	0.3710	4.0000	6/19/2017 09:29 AM	GEDIT.RS

Level : 4

Area	Height	Vol Adj Amt	ISTD Response	ISTD Amount	Date/Time	File
564124.11	192041.35	600.0000	0.5473	6.0000	6/19/2017 09:29 AM	GEDIT.RS

Level : 5

Area	Height	Vol Adj Amt	ISTD Response	ISTD Amount	Date/Time	File
748103.96	258163.41	800.0000	0.7183	8.0000	6/19/2017 09:29 AM	GEDIT.RS

Level : 6

Area	Height	Vol Adj Amt	ISTD Response	ISTD Amount	Date/Time		File
888264.01	311603.10	1000.0000	0.8311	10.0000	6/19/2017	09:29 AM	GEDIT.RS

Level : 7

Area	Height	Vol Adj Amt	ISTD Response	ISTD Amount	Date/Time		File
1063880.00	362542.93	1200.0000	1.0859	12.0000	6/19/2017	09:29 AM	GEDIT.RS

Component: 1260-5

Level : 0.5

Area	Height	Vol Adj Amt	ISTD Response	ISTD Amount	Date/Time		File
23598.08	9482.80	50.0000	0.0224	0.5000	6/19/2017	09:29 AM	GEDIT.RS

Level : 1

Area	Height	Vol Adj Amt	ISTD Response	ISTD Amount	Date/Time		File
50197.92	19112.73	100.0000	0.0473	1.0000	6/19/2017	09:29 AM	GEDIT.RS

Level : 2

Area	Height	Vol Adj Amt	ISTD Response	ISTD Amount	Date/Time		File
99019.90	36923.18	200.0000	0.0976	2.0000	6/19/2017	09:29 AM	GEDIT.RS

Level : 3

Area	Height	Vol Adj Amt	ISTD Response	ISTD Amount	Date/Time		File
197273.45	71772.68	400.0000	0.1898	4.0000	6/19/2017	09:29 AM	GEDIT.RS

Level : 4

Area	Height	Vol Adj Amt	ISTD Response	ISTD Amount	Date/Time		File
295941.25	103995.30	600.0000	0.2871	6.0000	6/19/2017	09:29 AM	GEDIT.RS

Level : 5

Area	Height	Vol Adj Amt	ISTD Response	ISTD Amount	Date/Time		File
396063.95	139881.66	800.0000	0.3803	8.0000	6/19/2017	09:29 AM	GEDIT.RS

Level : 6

Area	Height	Vol Adj Amt	ISTD Response	ISTD Amount	Date/Time		File
477478.55	170945.47	1000.0000	0.4468	10.0000	6/19/2017	09:29 AM	GEDIT.RS

Level : 7

Area	Height	Vol Adj Amt	ISTD Response	ISTD Amount	Date/Time		File
573678.76	200775.46	1200.0000	0.5855	12.0000	6/19/2017	09:29 AM	GEDIT.RS

Component: DCBP SURR

Level : 0.5

Area	Height	Vol Adj Amt	ISTD Response	ISTD Amount	Date/Time		File
213192.80	95853.30	10.0000	0.2027	0.1000	6/19/2017	09:29 AM	GEDIT.RS

Level : 1

Area	Height	Vol Adj Amt	ISTD Response	ISTD Amount	Date/Time		File
381068.88	171534.52	20.0000	0.3588	0.2000	6/19/2017	09:29 AM	GEDIT.RS

Level : 2

Area	Height	Vol Adj Amt	ISTD Response	ISTD Amount	Date/Time		File
692372.40	301879.71	40.0000	0.6827	0.4000	6/19/2017	09:29 AM	GEDIT.RS

Level : 3

Area	Height	Vol Adj Amt	ISTD Response	ISTD Amount	Date/Time		File
1031799.68	442239.55	60.0000	0.9928	0.6000	6/19/2017	09:29 AM	GEDIT.RS

Level : 4

Area	Height	Vol Adj Amt	ISTD Response	ISTD Amount	Date/Time		File
1338273.04	579033.68	80.0000	1.2984	0.8000	6/19/2017	09:29 AM	GEDIT.RS

Level : 5

Area	Height	Vol Adj Amt	ISTD Response	ISTD Amount	Date/Time		File
1633579.52	699089.33	100.0000	1.5686	1.0000	6/19/2017	09:29 AM	GEDIT.RS

Level : 6

Area	Height	Vol Adj Amt	ISTD Response	ISTD Amount	Date/Time		File
1901984.48	730944.31	120.0000	1.7797	1.2000	6/19/2017	09:29 AM	GEDIT.RS

Level : 7

Area	Height	Vol Adj Amt	ISTD Response	ISTD Amount	Date/Time		File
1984286.88	729420.22	140.0000	2.0253	1.4000	6/19/2017	09:29 AM	GEDIT.RS

Turbochrom Method File : E:\TC2017\ECD24\06-JUN\PC616BI.MTH
Created by : AM on : 6/19/2017 09:30 AM
Edited by : MH/KCA on : 6/19/2017 09:32 AM
Description :

Number of Times Edited : 2
Number of Times Calibrated : 4213

Instrument Conditions :

Au-8 PCBs

Instrument Control Method:

Instrument name : AUTO_ECD24

Interface Parameters :

Delay Time : 0.00 min.
Run Time : 18.00 min.
Sampling Rate : 6.2500 pts/s
Interface Type : 9092
Analog Voltage Input : 1000 mV
Data will be collected from both channels

Timed Events:

There are no timed events in the method

Real Time Plot Parameters :

Channel A -- Pages: 1 Offset: 0.000 mV Scale: 1000.000 mV
Channel B -- Pages: 1 Offset: 0.000 mV Scale: 1000.000 mV

Processing Parameters :

Bunch Factor : 1 points
Noise Threshold : 26 µV
Area Threshold : 129.00 µV

Peak Separation Criteria
Width Ratio : 0.200
Valley-to-Peak Ratio : 0.010

Exponential Skim Criteria
Peak Height Ratio : 5.000
Adjusted Height Ratio : 4.000
Valley Height Ratio : 3.000

Baseline Timed Events :

Event #1 - -P at 0.058
Event #2 - +P at 2.294
Event #3 - -P at 2.655
Event #4 - +P at 3.455
Event #5 - -P at 3.863
Event #6 - +P at 4.192
Event #7 - -P at 8.445
Event #8 - +P at 9.340
Event #9 - -P at 12.885

Event #10 - +P at 15.209
Event #11 - -P at 15.522

Annotated Replot Parameters :
No replot will be printed

Report Format files :
No report format files given

User Programs :
No user programs will be executed

Global Information :
Default Sample Volume : 1.000 ul
Quantitation Units :
Void Time : 0.000 min
Correct amounts during calibration : NO
Reject outliers during calibration : NO
An Internal Standard calibration will be used
Unknown peaks will be quantitated using a response factor of 1.000000

Component Information :
Int Std
Component Type : Single Peak Component
Retention Time : 2.441 min Search Window: 1.00 s, 1.00 %
Reference Component:
Find peak closest to expected RT in window
Internal Standard :
Use Average Calibration Factor (Area ratio / Amount ratio)
User Values:
Label :
Value 1: 0.000000
Value 2: 0.000000
Value 3: 0.000000
Value 4: 0.000000
Value 5: 0.000000
Calibration Levels:

Level Name	Amount	Area	Height	ISTD Resp.	ISTD Amt.	# Replicates
0.5	100.0000	812400.88	314586.15	1.0000	1.0000	1
1	100.0000	823357.84	309352.86	1.0000	1.0000	1
2	100.0000	793066.24	302293.20	1.0000	1.0000	1
3	100.0000	812764.80	310580.99	1.0000	1.0000	1
4	100.0000	811267.04	319692.70	1.0000	1.0000	1
5	100.0000	815431.60	330090.51	1.0000	1.0000	1
6	100.0000	834978.56	340860.57	1.0000	1.0000	1
7	100.0000	806908.08	338690.38	1.0000	1.0000	1

Average Calibration Factor = 1.000000 (%RSD = 0.00)

TCMX SURR
Component Type : Single Peak Component
Retention Time : 3.688 min Search Window: 3.50 s, 1.00 %
Reference Component:
Find peak closest to expected RT in window
Internal Standard : Int Std
Use Average Calibration Factor (Area ratio / Amount ratio)
User Values:
Label :

Value 1: 0.000000
Value 2: 0.000000
Value 3: 0.000000
Value 4: 0.000000
Value 5: 0.000000

Calibration Levels:

Level Name	Amount	Area	Height	ISTD Resp.	ISTD Amt.	# Replicates
0.5	10.0000	116586.08	46167.87	0.1435	0.1000	1
1	20.0000	208890.88	78571.69	0.2537	0.2000	1
2	40.0000	376747.74	141460.70	0.4751	0.4000	1
3	60.0000	558680.76	208414.94	0.6874	0.6000	1
4	80.0000	719368.25	275770.31	0.8867	0.8000	1
5	100.0000	877815.36	335404.91	1.0765	1.0000	1
6	120.0000	1048392.96	401488.40	1.2556	1.2000	1
7	140.0000	1137945.26	426791.68	1.4103	1.4000	1

Average Calibration Factor = 1.159430 (%RSD = 11.95)

1016-1

Component Type : Single Peak Component
Retention Time : 4.434 min Search Window: 1.00 s, 1.00 %
Reference Component:
Find peak closest to expected RT in window
Internal Standard : Int Std
Use Average Calibration Factor (Area ratio / Amount ratio)
User Values:
Label :
Value 1: 0.000000
Value 2: 0.000000
Value 3: 0.000000
Value 4: 0.000000
Value 5: 0.000000

Calibration Levels:

Level Name	Amount	Area	Height	ISTD Resp.	ISTD Amt.	# Replicates
0.5	50.0000	10827.23	3782.30	0.0133	0.5000	1
1	100.0000	22534.01	7682.10	0.0274	1.0000	1
2	200.0000	43128.44	14622.19	0.0544	2.0000	1
3	400.0000	87446.42	28589.24	0.1076	4.0000	1
4	600.0000	127069.67	42186.82	0.1566	6.0000	1
5	800.0000	166550.16	55914.53	0.2042	8.0000	1
6	1000.0000	210884.37	70049.02	0.2526	10.0000	1
7	1200.0000	231996.82	78851.24	0.2875	12.0000	1

Average Calibration Factor = 0.026120 (%RSD = 4.43)

1016-2

Component Type : Single Peak Component
Retention Time : 5.179 min Search Window: 1.00 s, 1.00 %
Reference Component: 1016-1
Find peak closest to expected RT in window
Internal Standard : Int Std
Use Average Calibration Factor (Area ratio / Amount ratio)
User Values:
Label :
Value 1: 0.000000
Value 2: 0.000000
Value 3: 0.000000
Value 4: 0.000000
Value 5: 0.000000

Calibration Levels:

Level Name	Amount	Area	Height	ISTD Resp.	ISTD Amt.	# Replicates
0.5	50.0000	19109.12	5500.00	0.0235	0.5000	1

1	100.0000	41716.48	10854.78	0.0507	1.0000	1
2	200.0000	69737.20	19682.80	0.0879	2.0000	1
3	400.0000	142712.16	37615.50	0.1756	4.0000	1
4	600.0000	203682.16	53677.32	0.2511	6.0000	1
5	800.0000	263204.01	69112.42	0.3228	8.0000	1
6	1000.0000	324324.08	85031.25	0.3884	10.0000	1
7	1200.0000	352687.72	90693.91	0.4371	12.0000	1

Average Calibration Factor = 0.042879 (%RSD = 10.64)

1016-3

Component Type : Single Peak Component
Retention Time : 6.455 min Search Window: 1.00 s, 1.00 %
Reference Component: 1016-1
Find peak closest to expected RT in window
Internal Standard : Int Std
Use Average Calibration Factor (Area ratio / Amount ratio)
User Values:
Label :
Value 1: 0.000000
Value 2: 0.000000
Value 3: 0.000000
Value 4: 0.000000
Value 5: 0.000000
Calibration Levels:

Level Name	Amount	Area	Height	ISTD Resp.	ISTD Amt.	# Replicates
0.5	50.0000	18415.50	5369.39	0.0227	0.5000	1
1	100.0000	36793.94	10572.05	0.0447	1.0000	1
2	200.0000	78246.40	21074.16	0.0987	2.0000	1
3	400.0000	148831.69	39902.05	0.1831	4.0000	1
4	600.0000	215670.81	58497.82	0.2658	6.0000	1
5	800.0000	280515.85	76622.02	0.3440	8.0000	1
6	1000.0000	346449.22	96413.13	0.4149	10.0000	1
7	1200.0000	388638.49	108983.89	0.4816	12.0000	1

Average Calibration Factor = 0.044259 (%RSD = 6.37)

1016-4

Component Type : Single Peak Component
Retention Time : 6.588 min Search Window: 1.00 s, 1.00 %
Reference Component: 1016-1
Find peak closest to expected RT in window
Internal Standard : Int Std
Use Average Calibration Factor (Area ratio / Amount ratio)
User Values:
Label :
Value 1: 0.000000
Value 2: 0.000000
Value 3: 0.000000
Value 4: 0.000000
Value 5: 0.000000
Calibration Levels:

Level Name	Amount	Area	Height	ISTD Resp.	ISTD Amt.	# Replicates
0.5	50.0000	10278.34	3692.19	0.0127	0.5000	1
1	100.0000	21754.06	7536.45	0.0264	1.0000	1
2	200.0000	54647.92	15970.38	0.0689	2.0000	1
3	400.0000	106604.60	31050.28	0.1312	4.0000	1
4	600.0000	154773.02	46335.14	0.1908	6.0000	1
5	800.0000	201905.95	60882.32	0.2476	8.0000	1
6	1000.0000	250117.09	76353.49	0.2995	10.0000	1
7	1200.0000	287556.53	89699.51	0.3564	12.0000	1

Average Calibration Factor = 0.030171 (%RSD = 10.21)

1016-5

Component Type : Single Peak Component
Retention Time : 7.336 min Search Window: 1.00 s, 1.00 %
Reference Component: 1016-1
Find peak closest to expected RT in window
Internal Standard : Int Std
Use Average Calibration Factor (Area ratio / Amount ratio)
User Values:
Label :
Value 1: 0.000000
Value 2: 0.000000
Value 3: 0.000000
Value 4: 0.000000
Value 5: 0.000000
Calibration Levels:

Level Name	Amount	Area	Height	ISTD Resp.	ISTD Amt.	# Replicates
0.5	50.0000	7590.56	3457.05	0.0093	0.5000	1
1	100.0000	30187.60	9957.06	0.0367	1.0000	1
2	200.0000	55160.75	18277.06	0.0696	2.0000	1
3	400.0000	100296.37	34089.57	0.1234	4.0000	1
4	600.0000	142977.35	49026.24	0.1762	6.0000	1
5	800.0000	181401.04	63217.37	0.2225	8.0000	1
6	1000.0000	224944.74	78605.00	0.2694	10.0000	1
7	1200.0000	247393.37	87177.51	0.3066	12.0000	1

Average Calibration Factor = 0.028831 (%RSD = 19.42)

1260-1
Component Type : Single Peak Component
Retention Time : 9.933 min Search Window: 0.50 s, 0.50 %
Reference Component:
Find peak closest to expected RT in window
Internal Standard : Int Std
Use Average Calibration Factor (Area ratio / Amount ratio)
User Values:
Label :
Value 1: 0.000000
Value 2: 0.000000
Value 3: 0.000000
Value 4: 0.000000
Value 5: 0.000000
Calibration Levels:

Level Name	Amount	Area	Height	ISTD Resp.	ISTD Amt.	# Replicates
0.5	50.0000	29909.76	10775.78	0.0368	0.5000	1
1	100.0000	62094.72	21755.48	0.0754	1.0000	1
2	200.0000	114603.84	39244.18	0.1445	2.0000	1
3	400.0000	213793.12	70642.04	0.2630	4.0000	1
4	600.0000	301994.24	99684.57	0.3723	6.0000	1
5	800.0000	386004.16	128538.29	0.4734	8.0000	1
6	1000.0000	493244.76	158514.41	0.5907	10.0000	1
7	1200.0000	547080.75	178715.61	0.6780	12.0000	1

Average Calibration Factor = 0.065481 (%RSD = 11.32)

1260-2
Component Type : Single Peak Component
Retention Time : 10.518 min Search Window: 0.50 s, 0.50 %
Reference Component: 1260-1
Find peak closest to expected RT in window
Internal Standard : Int Std
Use Average Calibration Factor (Area ratio / Amount ratio)
User Values:
Label :

Value 1: 0.000000
Value 2: 0.000000
Value 3: 0.000000
Value 4: 0.000000
Value 5: 0.000000

Calibration Levels:

Level Name	Amount	Area	Height	ISTD Resp.	ISTD Amt.	# Replicates
0.5	50.0000	67119.03	23488.33	0.0826	0.5000	1
1	100.0000	135925.38	47456.77	0.1651	1.0000	1
2	200.0000	249750.93	84724.98	0.3149	2.0000	1
3	400.0000	466441.77	157550.27	0.5739	4.0000	1
4	600.0000	665130.02	224268.50	0.8199	6.0000	1
5	800.0000	858550.00	293207.56	1.0529	8.0000	1
6	1000.0000	1071067.17	360382.49	1.2827	10.0000	1
7	1200.0000	1239917.27	431812.91	1.5366	12.0000	1

Average Calibration Factor = 0.144480 (%RSD = 11.05)

1260-3

Component Type : Single Peak Component
Retention Time : 11.332 min Search Window: 0.50 s, 0.50 %
Reference Component: 1260-1
Find peak closest to expected RT in window
Internal Standard : Int Std
Use Average Calibration Factor (Area ratio / Amount ratio)
User Values:
Label :
Value 1: 0.000000
Value 2: 0.000000
Value 3: 0.000000
Value 4: 0.000000
Value 5: 0.000000

Calibration Levels:

Level Name	Amount	Area	Height	ISTD Resp.	ISTD Amt.	# Replicates
0.5	50.0000	55585.85	20380.42	0.0684	0.5000	1
1	100.0000	108207.67	40232.88	0.1314	1.0000	1
2	200.0000	219616.03	77480.45	0.2769	2.0000	1
3	400.0000	417837.02	146104.58	0.5141	4.0000	1
4	600.0000	601957.78	207381.85	0.7420	6.0000	1
5	800.0000	784733.44	272274.51	0.9624	8.0000	1
6	1000.0000	982425.12	341118.34	1.1766	10.0000	1
7	1200.0000	1087860.09	374767.84	1.3482	12.0000	1

Average Calibration Factor = 0.126152 (%RSD = 7.35)

1260-4

Component Type : Single Peak Component
Retention Time : 11.427 min Search Window: 0.50 s, 0.70 %
Reference Component: 1260-1
Find peak closest to expected RT in window
Internal Standard : Int Std
Use Average Calibration Factor (Area ratio / Amount ratio)
User Values:
Label :
Value 1: 0.000000
Value 2: 0.000000
Value 3: 0.000000
Value 4: 0.000000
Value 5: 0.000000

Calibration Levels:

Level Name	Amount	Area	Height	ISTD Resp.	ISTD Amt.	# Replicates
0.5	50.0000	28461.76	10277.45	0.0350	0.5000	1

1	100.0000	60854.66	21021.27	0.0739	1.0000	1
2	200.0000	134106.52	41484.33	0.1691	2.0000	1
3	400.0000	259165.13	79863.08	0.3189	4.0000	1
4	600.0000	366235.18	116202.52	0.4514	6.0000	1
5	800.0000	479566.14	150421.35	0.5881	8.0000	1
6	1000.0000	598390.68	186105.13	0.7167	10.0000	1
7	1200.0000	677582.86	217317.05	0.8397	12.0000	1

Average Calibration Factor = 0.074830 (%RSD = 6.73)

1260-5

Component Type : Single Peak Component
Retention Time : 11.832 min Search Window: 0.50 s, 0.70 %
Reference Component: 1260-1
Find peak closest to expected RT in window
Internal Standard : Int Std
Use Average Calibration Factor (Area ratio / Amount ratio)
User Values:
Label :
Value 1: 0.000000
Value 2: 0.000000
Value 3: 0.000000
Value 4: 0.000000
Value 5: 0.000000
Calibration Levels:

Level Name	Amount	Area	Height	ISTD Resp.	ISTD Amt.	# Replicates
0.5	50.0000	51416.68	16437.69	0.0633	0.5000	1
1	100.0000	96510.73	32246.90	0.1172	1.0000	1
2	200.0000	192658.29	60920.30	0.2429	2.0000	1
3	400.0000	345920.72	112748.01	0.4256	4.0000	1
4	600.0000	493875.12	159647.10	0.6088	6.0000	1
5	800.0000	632335.78	206647.11	0.7755	8.0000	1
6	1000.0000	778441.74	258231.79	0.9323	10.0000	1
7	1200.0000	889718.27	298093.71	1.1026	12.0000	1

Average Calibration Factor = 0.106896 (%RSD = 12.49)

DCBP SURR

Component Type : Single Peak Component
Retention Time : 15.333 min Search Window: 1.00 s, 1.00 %
Reference Component:
Find peak closest to expected RT in window
Internal Standard : Int Std
Use Average Calibration Factor (Area ratio / Amount ratio)
User Values:
Label :
Value 1: 0.000000
Value 2: 0.000000
Value 3: 0.000000
Value 4: 0.000000
Value 5: 0.000000
Calibration Levels:

Level Name	Amount	Area	Height	ISTD Resp.	ISTD Amt.	# Replicates
1	20.0000	411575.04	140964.05	0.4999	0.2000	1
2	40.0000	621469.92	238713.80	0.7836	0.4000	1
3	60.0000	933796.00	349575.72	1.1489	0.6000	1
4	80.0000	1211794.16	456208.52	1.4937	0.8000	1
5	100.0000	1488502.80	547375.23	1.8254	1.0000	1
6	120.0000	1771264.80	653823.57	2.1213	1.2000	1
7	140.0000	1948467.60	726252.51	2.4147	1.4000	1

Average Calibration Factor = 1.936919 (%RSD = 13.47)

Calibration Replicate Lists:

Component: Int Std

Level : 0.5

Area	Height	Vol Adj Amt	ISTD Response	ISTD Amount	Date/Time		File
812400.88	314586.15	100.0000	1.0000	1.0000	6/19/2017	09:32 AM	GEDIT.RS

Level : 1

Area	Height	Vol Adj Amt	ISTD Response	ISTD Amount	Date/Time		File
823357.84	309352.86	100.0000	1.0000	1.0000	6/19/2017	09:32 AM	GEDIT.RS

Level : 2

Area	Height	Vol Adj Amt	ISTD Response	ISTD Amount	Date/Time		File
793066.24	302293.20	100.0000	1.0000	1.0000	6/19/2017	09:32 AM	GEDIT.RS

Level : 3

Area	Height	Vol Adj Amt	ISTD Response	ISTD Amount	Date/Time		File
812764.80	310580.99	100.0000	1.0000	1.0000	6/19/2017	09:32 AM	GEDIT.RS

Level : 4

Area	Height	Vol Adj Amt	ISTD Response	ISTD Amount	Date/Time		File
811267.04	319692.70	100.0000	1.0000	1.0000	6/19/2017	09:32 AM	GEDIT.RS

Level : 5

Area	Height	Vol Adj Amt	ISTD Response	ISTD Amount	Date/Time		File
815431.60	330090.51	100.0000	1.0000	1.0000	6/19/2017	09:32 AM	GEDIT.RS

Level : 6

Area	Height	Vol Adj Amt	ISTD Response	ISTD Amount	Date/Time		File
834978.56	340860.57	100.0000	1.0000	1.0000	6/19/2017	09:32 AM	GEDIT.RS

Level : 7

Area	Height	Vol Adj Amt	ISTD Response	ISTD Amount	Date/Time		File
806908.08	338690.38	100.0000	1.0000	1.0000	6/19/2017	09:31 AM	GEDIT.RS

Component: TCMX SURR

Level : 0.5

Area	Height	Vol Adj Amt	ISTD Response	ISTD Amount	Date/Time		File
116586.08	46167.87	10.0000	0.1435	0.1000	6/19/2017	09:32 AM	GEDIT.RS

Level : 1

Area	Height	Vol Adj Amt	ISTD Response	ISTD Amount	Date/Time		File
208890.88	78571.69	20.0000	0.2537	0.2000	6/19/2017	09:32 AM	GEDIT.RS

Level : 2

Area	Height	Vol Adj Amt	ISTD Response	ISTD Amount	Date/Time		File

Area	Height	Vol Adj Amt	ISTD Response	ISTD Amount	Date/Time		File
376747.74	141460.70	40.0000	0.4751	0.4000	6/19/2017	09:32 AM	GEDIT.RS

Level : 3

Area	Height	Vol Adj Amt	ISTD Response	ISTD Amount	Date/Time		File
558680.76	208414.94	60.0000	0.6874	0.6000	6/19/2017	09:32 AM	GEDIT.RS

Level : 4

Area	Height	Vol Adj Amt	ISTD Response	ISTD Amount	Date/Time		File
719368.25	275770.31	80.0000	0.8867	0.8000	6/19/2017	09:32 AM	GEDIT.RS

Level : 5

Area	Height	Vol Adj Amt	ISTD Response	ISTD Amount	Date/Time		File
877815.36	335404.91	100.0000	1.0765	1.0000	6/19/2017	09:32 AM	GEDIT.RS

Level : 6

Area	Height	Vol Adj Amt	ISTD Response	ISTD Amount	Date/Time		File
1048392.96	401488.40	120.0000	1.2556	1.2000	6/19/2017	09:32 AM	GEDIT.RS

Level : 7

Area	Height	Vol Adj Amt	ISTD Response	ISTD Amount	Date/Time		File
1137945.26	426791.68	140.0000	1.4103	1.4000	6/19/2017	09:31 AM	GEDIT.RS

Component: 1016-1

Level : 0.5

Area	Height	Vol Adj Amt	ISTD Response	ISTD Amount	Date/Time		File
10827.23	3782.30	50.0000	0.0133	0.5000	6/19/2017	09:32 AM	GEDIT.RS

Level : 1

Area	Height	Vol Adj Amt	ISTD Response	ISTD Amount	Date/Time		File
22534.01	7682.10	100.0000	0.0274	1.0000	6/19/2017	09:32 AM	GEDIT.RS

Level : 2

Area	Height	Vol Adj Amt	ISTD Response	ISTD Amount	Date/Time		File
43128.44	14622.19	200.0000	0.0544	2.0000	6/19/2017	09:32 AM	GEDIT.RS

Level : 3

Area	Height	Vol Adj Amt	ISTD Response	ISTD Amount	Date/Time		File
87446.42	28589.24	400.0000	0.1076	4.0000	6/19/2017	09:32 AM	GEDIT.RS

Level : 4

Area	Height	Vol Adj Amt	ISTD Response	ISTD Amount	Date/Time		File
127069.67	42186.82	600.0000	0.1566	6.0000	6/19/2017	09:32 AM	GEDIT.RS

Level : 5

Area	Height	Vol Adj Amt	ISTD Response	ISTD Amount	Date/Time	File

Area	Height	Vol Adj Amt	ISTD Response	ISTD Amount	Date/Time		File
166550.16	55914.53	800.0000	0.2042	8.0000	6/19/2017	09:32 AM	GEDIT.RS

Level : 6

Area	Height	Vol Adj Amt	ISTD Response	ISTD Amount	Date/Time		File
210884.37	70049.02	1000.0000	0.2526	10.0000	6/19/2017	09:32 AM	GEDIT.RS

Level : 7

Area	Height	Vol Adj Amt	ISTD Response	ISTD Amount	Date/Time		File
231996.82	78851.24	1200.0000	0.2875	12.0000	6/19/2017	09:31 AM	GEDIT.RS

Component: 1016-2

Level : 0.5

Area	Height	Vol Adj Amt	ISTD Response	ISTD Amount	Date/Time		File
19109.12	5500.00	50.0000	0.0235	0.5000	6/19/2017	09:32 AM	GEDIT.RS

Level : 1

Area	Height	Vol Adj Amt	ISTD Response	ISTD Amount	Date/Time		File
41716.48	10854.78	100.0000	0.0507	1.0000	6/19/2017	09:32 AM	GEDIT.RS

Level : 2

Area	Height	Vol Adj Amt	ISTD Response	ISTD Amount	Date/Time		File
69737.20	19682.80	200.0000	0.0879	2.0000	6/19/2017	09:32 AM	GEDIT.RS

Level : 3

Area	Height	Vol Adj Amt	ISTD Response	ISTD Amount	Date/Time		File
142712.16	37615.50	400.0000	0.1756	4.0000	6/19/2017	09:32 AM	GEDIT.RS

Level : 4

Area	Height	Vol Adj Amt	ISTD Response	ISTD Amount	Date/Time		File
203682.16	53677.32	600.0000	0.2511	6.0000	6/19/2017	09:32 AM	GEDIT.RS

Level : 5

Area	Height	Vol Adj Amt	ISTD Response	ISTD Amount	Date/Time		File
263204.01	69112.42	800.0000	0.3228	8.0000	6/19/2017	09:32 AM	GEDIT.RS

Level : 6

Area	Height	Vol Adj Amt	ISTD Response	ISTD Amount	Date/Time		File
324324.08	85031.25	1000.0000	0.3884	10.0000	6/19/2017	09:32 AM	GEDIT.RS

Level : 7

Area	Height	Vol Adj Amt	ISTD Response	ISTD Amount	Date/Time		File
352687.72	90693.91	1200.0000	0.4371	12.0000	6/19/2017	09:31 AM	GEDIT.RS

Component: 1016-3

Level : 0.5

Area	Height	Vol Adj Amt	ISTD Response	ISTD Amount	Date/Time		File
18415.50	5369.39	50.0000	0.0227	0.5000	6/19/2017	09:32 AM	GEDIT.RS

Level : 1

Area	Height	Vol Adj Amt	ISTD Response	ISTD Amount	Date/Time		File
36793.94	10572.05	100.0000	0.0447	1.0000	6/19/2017	09:32 AM	GEDIT.RS

Level : 2

Area	Height	Vol Adj Amt	ISTD Response	ISTD Amount	Date/Time		File
78246.40	21074.16	200.0000	0.0987	2.0000	6/19/2017	09:32 AM	GEDIT.RS

Level : 3

Area	Height	Vol Adj Amt	ISTD Response	ISTD Amount	Date/Time		File
148831.69	39902.05	400.0000	0.1831	4.0000	6/19/2017	09:32 AM	GEDIT.RS

Level : 4

Area	Height	Vol Adj Amt	ISTD Response	ISTD Amount	Date/Time		File
215670.81	58497.82	600.0000	0.2658	6.0000	6/19/2017	09:32 AM	GEDIT.RS

Level : 5

Area	Height	Vol Adj Amt	ISTD Response	ISTD Amount	Date/Time		File
280515.85	76622.02	800.0000	0.3440	8.0000	6/19/2017	09:32 AM	GEDIT.RS

Level : 6

Area	Height	Vol Adj Amt	ISTD Response	ISTD Amount	Date/Time		File
346449.22	96413.13	1000.0000	0.4149	10.0000	6/19/2017	09:32 AM	GEDIT.RS

Level : 7

Area	Height	Vol Adj Amt	ISTD Response	ISTD Amount	Date/Time		File
388638.49	108983.89	1200.0000	0.4816	12.0000	6/19/2017	09:31 AM	GEDIT.RS

Component: 1016-4

Level : 0.5

Area	Height	Vol Adj Amt	ISTD Response	ISTD Amount	Date/Time		File
10278.34	3692.19	50.0000	0.0127	0.5000	6/19/2017	09:32 AM	GEDIT.RS

Level : 1

Area	Height	Vol Adj Amt	ISTD Response	ISTD Amount	Date/Time		File
21754.06	7536.45	100.0000	0.0264	1.0000	6/19/2017	09:32 AM	GEDIT.RS

Level : 2

Area	Height	Vol Adj Amt	ISTD Response	ISTD Amount	Date/Time		File
54647.92	15970.38	200.0000	0.0688	2.0000	6/19/2017	09:32 AM	GEDIT.RS

Level : 3

Area	Height	Vol Adj Amt	ISTD Response	ISTD Amount	Date/Time		File
106604.60	31050.28	400.0000	0.1312	4.0000	6/19/2017	09:32 AM	GEDIT.RS

Level : 4

Area	Height	Vol Adj Amt	ISTD Response	ISTD Amount	Date/Time		File
154773.02	46335.14	600.0000	0.1908	6.0000	6/19/2017	09:32 AM	GEDIT.RS

Level : 5

Area	Height	Vol Adj Amt	ISTD Response	ISTD Amount	Date/Time		File
201905.95	60882.32	800.0000	0.2476	8.0000	6/19/2017	09:32 AM	GEDIT.RS

Level : 6

Area	Height	Vol Adj Amt	ISTD Response	ISTD Amount	Date/Time		File
250117.09	76353.49	1000.0000	0.2995	10.0000	6/19/2017	09:32 AM	GEDIT.RS

Level : 7

Area	Height	Vol Adj Amt	ISTD Response	ISTD Amount	Date/Time		File
287556.53	89699.51	1200.0000	0.3564	12.0000	6/19/2017	09:31 AM	GEDIT.RS

Component: 1016-5

Level : 0.5

Area	Height	Vol Adj Amt	ISTD Response	ISTD Amount	Date/Time		File
7590.56	3457.05	50.0000	0.0093	0.5000	6/19/2017	09:32 AM	GEDIT.RS

Level : 1

Area	Height	Vol Adj Amt	ISTD Response	ISTD Amount	Date/Time		File
30187.60	9957.06	100.0000	0.0367	1.0000	6/19/2017	09:32 AM	GEDIT.RS

Level : 2

Area	Height	Vol Adj Amt	ISTD Response	ISTD Amount	Date/Time		File
55160.75	18277.06	200.0000	0.0696	2.0000	6/19/2017	09:32 AM	GEDIT.RS

Level : 3

Area	Height	Vol Adj Amt	ISTD Response	ISTD Amount	Date/Time		File
100296.37	34089.57	400.0000	0.1234	4.0000	6/19/2017	09:32 AM	GEDIT.RS

Level : 4

Area	Height	Vol Adj Amt	ISTD Response	ISTD Amount	Date/Time		File
142977.35	49026.24	600.0000	0.1762	6.0000	6/19/2017	09:32 AM	GEDIT.RS

Level : 5

Area	Height	Vol Adj Amt	ISTD Response	ISTD Amount	Date/Time		File
181401.94	63217.37	800.0000	0.2225	8.0000	6/19/2017	09:32 AM	GEDIT.RS

Level : 6

Area	Height	Vol Adj Amt	ISTD Response	ISTD Amount	Date/Time		File
224944.74	78605.00	1000.0000	0.2694	10.0000	6/19/2017	09:32 AM	GEDIT.RS

Level : 7

Area	Height	Vol Adj Amt	ISTD Response	ISTD Amount	Date/Time		File
247393.37	87177.51	1200.0000	0.3066	12.0000	6/19/2017	09:31 AM	GEDIT.RS

Component: 1260-1

Level : 0.5

Area	Height	Vol Adj Amt	ISTD Response	ISTD Amount	Date/Time		File
29909.76	10775.78	50.0000	0.0368	0.5000	6/19/2017	09:32 AM	GEDIT.RS

Level : 1

Area	Height	Vol Adj Amt	ISTD Response	ISTD Amount	Date/Time		File
62094.72	21755.48	100.0000	0.0754	1.0000	6/19/2017	09:32 AM	GEDIT.RS

Level : 2

Area	Height	Vol Adj Amt	ISTD Response	ISTD Amount	Date/Time		File
114603.84	39244.18	200.0000	0.1445	2.0000	6/19/2017	09:32 AM	GEDIT.RS

Level : 3

Area	Height	Vol Adj Amt	ISTD Response	ISTD Amount	Date/Time		File
213793.12	70642.04	400.0000	0.2630	4.0000	6/19/2017	09:32 AM	GEDIT.RS

Level : 4

Area	Height	Vol Adj Amt	ISTD Response	ISTD Amount	Date/Time		File
301994.24	99684.57	600.0000	0.3723	6.0000	6/19/2017	09:32 AM	GEDIT.RS

Level : 5

Area	Height	Vol Adj Amt	ISTD Response	ISTD Amount	Date/Time		File
386004.16	128538.29	800.0000	0.4734	8.0000	6/19/2017	09:32 AM	GEDIT.RS

Level : 6

Area	Height	Vol Adj Amt	ISTD Response	ISTD Amount	Date/Time		File
493244.76	158514.41	1000.0000	0.5907	10.0000	6/19/2017	09:32 AM	GEDIT.RS

Level : 7

Area	Height	Vol Adj Amt	ISTD Response	ISTD Amount	Date/Time		File
547080.75	178715.61	1200.0000	0.6780	12.0000	6/19/2017	09:31 AM	GEDIT.RS

Component: 1260-2

Level : 0.5

Area	Height	Vol Adj Amt	ISTD Response	ISTD Amount	Date/Time	File
67119.03	23488.33	50.0000	0.0826	0.5000	6/19/2017 09:32 AM	GEDIT.RS

Level : 1

Area	Height	Vol Adj Amt	ISTD Response	ISTD Amount	Date/Time	File
135925.38	47456.77	100.0000	0.1651	1.0000	6/19/2017 09:32 AM	GEDIT.RS

Level : 2

Area	Height	Vol Adj Amt	ISTD Response	ISTD Amount	Date/Time	File
249750.93	84724.98	200.0000	0.3149	2.0000	6/19/2017 09:32 AM	GEDIT.RS

Level : 3

Area	Height	Vol Adj Amt	ISTD Response	ISTD Amount	Date/Time	File
466441.77	157550.27	400.0000	0.5739	4.0000	6/19/2017 09:32 AM	GEDIT.RS

Level : 4

Area	Height	Vol Adj Amt	ISTD Response	ISTD Amount	Date/Time	File
665130.02	224268.50	600.0000	0.8199	6.0000	6/19/2017 09:32 AM	GEDIT.RS

Level : 5

Area	Height	Vol Adj Amt	ISTD Response	ISTD Amount	Date/Time	File
858550.00	293207.56	800.0000	1.0529	8.0000	6/19/2017 09:32 AM	GEDIT.RS

Level : 6

Area	Height	Vol Adj Amt	ISTD Response	ISTD Amount	Date/Time	File
1071067.17	360382.49	1000.0000	1.2827	10.0000	6/19/2017 09:32 AM	GEDIT.RS

Level : 7

Area	Height	Vol Adj Amt	ISTD Response	ISTD Amount	Date/Time	File
1239917.27	431812.91	1200.0000	1.5366	12.0000	6/19/2017 09:31 AM	GEDIT.RS

Component: 1260-3

Level : 0.5

Area	Height	Vol Adj Amt	ISTD Response	ISTD Amount	Date/Time	File
55585.85	20380.42	50.0000	0.0684	0.5000	6/19/2017 09:32 AM	GEDIT.RS

Level : 1

Area	Height	Vol Adj Amt	ISTD Response	ISTD Amount	Date/Time	File
108207.67	40232.88	100.0000	0.1314	1.0000	6/19/2017 09:32 AM	GEDIT.RS

Level : 2

Area	Height	Vol Adj Amt	ISTD Response	ISTD Amount	Date/Time	File
219616.03	77480.45	200.0000	0.2769	2.0000	6/19/2017 09:32 AM	GEDIT.RS

Level : 3

Area	Height	Vol Adj Amt	ISTD Response	ISTD Amount	Date/Time		File
417837.02	146104.58	400.0000	0.5141	4.0000	6/19/2017	09:32 AM	GEDIT.RS

Level : 4

Area	Height	Vol Adj Amt	ISTD Response	ISTD Amount	Date/Time		File
601957.78	207381.85	600.0000	0.7420	6.0000	6/19/2017	09:32 AM	GEDIT.RS

Level : 5

Area	Height	Vol Adj Amt	ISTD Response	ISTD Amount	Date/Time		File
784733.44	272274.51	800.0000	0.9624	8.0000	6/19/2017	09:32 AM	GEDIT.RS

Level : 6

Area	Height	Vol Adj Amt	ISTD Response	ISTD Amount	Date/Time		File
982425.12	341118.34	1000.0000	1.1766	10.0000	6/19/2017	09:32 AM	GEDIT.RS

Level : 7

Area	Height	Vol Adj Amt	ISTD Response	ISTD Amount	Date/Time		File
1087860.09	374767.84	1200.0000	1.3482	12.0000	6/19/2017	09:31 AM	GEDIT.RS

Component: 1260-4

Level : 0.5

Area	Height	Vol Adj Amt	ISTD Response	ISTD Amount	Date/Time		File
28461.76	10277.45	50.0000	0.0350	0.5000	6/19/2017	09:32 AM	GEDIT.RS

Level : 1

Area	Height	Vol Adj Amt	ISTD Response	ISTD Amount	Date/Time		File
60854.66	21021.27	100.0000	0.0739	1.0000	6/19/2017	09:32 AM	GEDIT.RS

Level : 2

Area	Height	Vol Adj Amt	ISTD Response	ISTD Amount	Date/Time		File
134106.52	41484.33	200.0000	0.1691	2.0000	6/19/2017	09:32 AM	GEDIT.RS

Level : 3

Area	Height	Vol Adj Amt	ISTD Response	ISTD Amount	Date/Time		File
259165.13	79863.08	400.0000	0.3189	4.0000	6/19/2017	09:32 AM	GEDIT.RS

Level : 4

Area	Height	Vol Adj Amt	ISTD Response	ISTD Amount	Date/Time		File
366235.18	116202.52	600.0000	0.4514	6.0000	6/19/2017	09:32 AM	GEDIT.RS

Level : 5

Area	Height	Vol Adj Amt	ISTD Response	ISTD Amount	Date/Time		File
479566.14	150421.35	800.0000	0.5881	8.0000	6/19/2017	09:32 AM	GEDIT.RS

Level : 6

Area	Height	Vol Adj Amt	ISTD Response	ISTD Amount	Date/Time		File
598390.68	186105.13	1000.0000	0.7167	10.0000	6/19/2017	09:32 AM	GEDIT.RS

Level : 7

Area	Height	Vol Adj Amt	ISTD Response	ISTD Amount	Date/Time		File
677582.86	217317.05	1200.0000	0.8397	12.0000	6/19/2017	09:31 AM	GEDIT.RS

Component: 1260-5

Level : 0.5

Area	Height	Vol Adj Amt	ISTD Response	ISTD Amount	Date/Time		File
51416.68	16437.69	50.0000	0.0633	0.5000	6/19/2017	09:32 AM	GEDIT.RS

Level : 1

Area	Height	Vol Adj Amt	ISTD Response	ISTD Amount	Date/Time		File
96510.73	32246.90	100.0000	0.1172	1.0000	6/19/2017	09:32 AM	GEDIT.RS

Level : 2

Area	Height	Vol Adj Amt	ISTD Response	ISTD Amount	Date/Time		File
192658.29	60920.30	200.0000	0.2429	2.0000	6/19/2017	09:32 AM	GEDIT.RS

Level : 3

Area	Height	Vol Adj Amt	ISTD Response	ISTD Amount	Date/Time		File
345920.72	112748.01	400.0000	0.4256	4.0000	6/19/2017	09:32 AM	GEDIT.RS

Level : 4

Area	Height	Vol Adj Amt	ISTD Response	ISTD Amount	Date/Time		File
493875.12	159647.10	600.0000	0.6088	6.0000	6/19/2017	09:32 AM	GEDIT.RS

Level : 5

Area	Height	Vol Adj Amt	ISTD Response	ISTD Amount	Date/Time		File
632335.78	206647.11	800.0000	0.7755	8.0000	6/19/2017	09:32 AM	GEDIT.RS

Level : 6

Area	Height	Vol Adj Amt	ISTD Response	ISTD Amount	Date/Time		File
778441.74	258231.79	1000.0000	0.9323	10.0000	6/19/2017	09:32 AM	GEDIT.RS

Level : 7

Area	Height	Vol Adj Amt	ISTD Response	ISTD Amount	Date/Time		File
889718.27	298093.71	1200.0000	1.1026	12.0000	6/19/2017	09:31 AM	GEDIT.RS

Component: DCBP SURR

Level : 1

Area	Height	Vol Adj Amt	ISTD Response	ISTD Amount	Date/Time		File
411575.04	140964.05	20.0000	0.4999	0.2000	6/19/2017	09:32 AM	GEDIT.RS

Level : 2

Area	Height	Vol Adj Amt	ISTD Response	ISTD Amount	Date/Time		File
621469.92	238713.80	40.0000	0.7836	0.4000	6/19/2017	09:32 AM	GEDIT.RS

Level : 3

Area	Height	Vol Adj Amt	ISTD Response	ISTD Amount	Date/Time		File
933796.00	349575.72	60.0000	1.1489	0.6000	6/19/2017	09:32 AM	GEDIT.RS

Level : 4

Area	Height	Vol Adj Amt	ISTD Response	ISTD Amount	Date/Time		File
1211794.16	456208.52	80.0000	1.4937	0.8000	6/19/2017	09:32 AM	GEDIT.RS

Level : 5

Area	Height	Vol Adj Amt	ISTD Response	ISTD Amount	Date/Time		File
1488502.80	547375.23	100.0000	1.8254	1.0000	6/19/2017	09:32 AM	GEDIT.RS

Level : 6

Area	Height	Vol Adj Amt	ISTD Response	ISTD Amount	Date/Time		File
1771264.80	653823.57	120.0000	2.1213	1.2000	6/19/2017	09:32 AM	GEDIT.RS

Level : 7

Area	Height	Vol Adj Amt	ISTD Response	ISTD Amount	Date/Time		File
1948467.60	726252.51	140.0000	2.4147	1.4000	6/19/2017	09:31 AM	GEDIT.RS

Client Id: Initial Calibration

Software Version: 4.1<1L22>
Date: 6/19/2017 09:42 AM
Sample Name : mix 1200;13h
Data File : E:\TC2017\ECD24\06-JUN\616A005A.RAW Date: 6/16/2017 01:11 PM
Sequence File: E:\TC2017\ECD24\06-JUN\PCB.SEQ Cycle: 337 Channel : A
Instrument : AUTO_ECD24 Rack/Vial: 0/0 Operator:
Sample Amount : 1.0000 Dilution Factor : 1.00

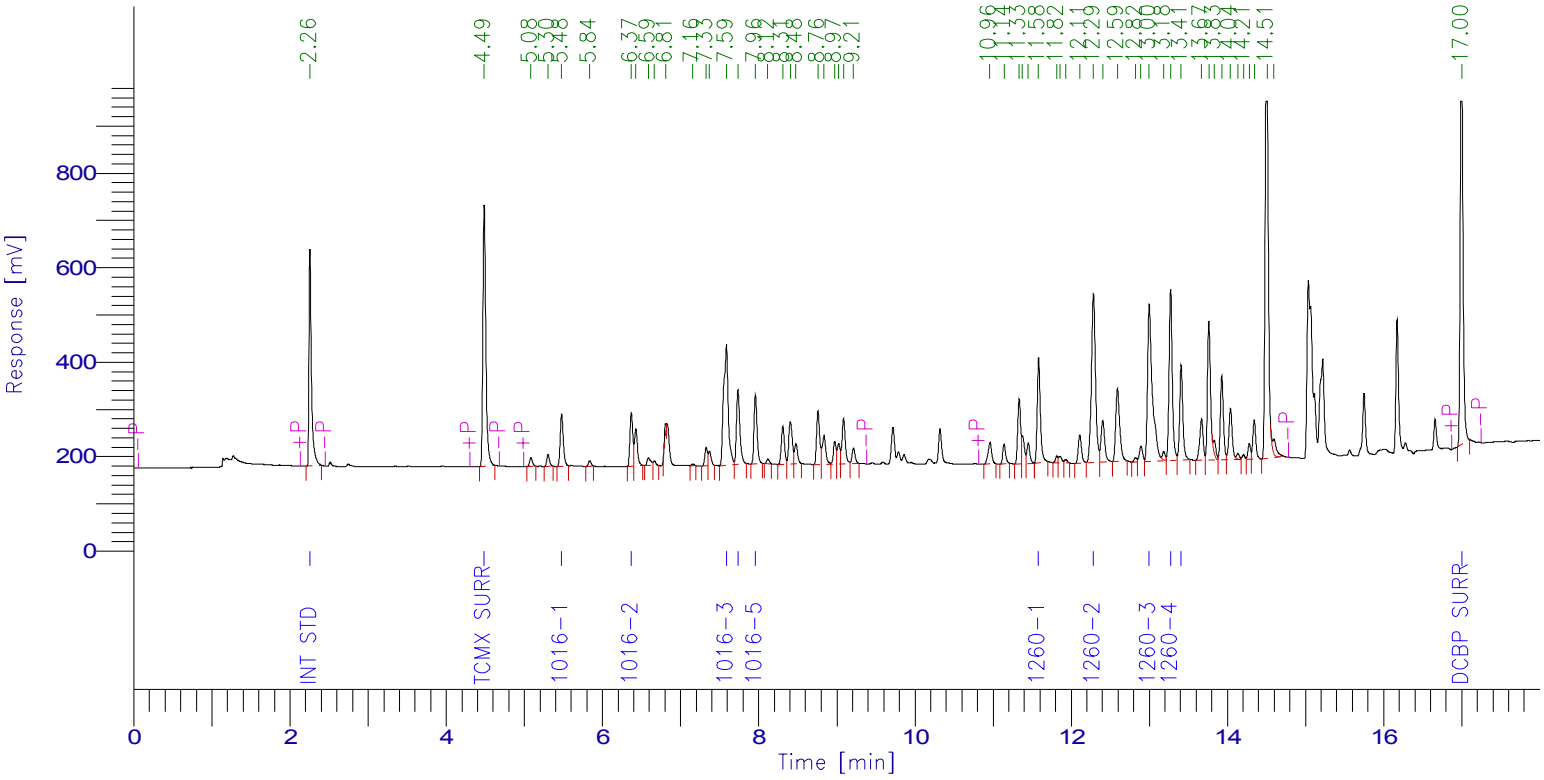

PCB Report

Time [min]	Component Name	Raw Amount	Area [µV·s]	Surrogate SM/WM	Surrogate QC / SL	Spike Rec Soils (%)	Spike Rec Water (%)
2.256	Int Std	100.0000	979751.68	250.0000	100.0000	40.0000	20.0000
4.485	TCMX SURR	125.1829	1452353.44	312.9573	125.1829	50.0732	25.0366
5.477	1016-1	1116.8640	295868.96	2792.1599	1116.8640	446.7456	223.3728
6.369	1016-2	1029.6105	282348.80	2574.0263	1029.6105	411.8442	205.9221
7.587	1016-3	1073.8409	1061320.35	2684.6023	1073.8409	429.5364	214.7682
7.734	1016-4	1053.4487	465628.85	2633.6218	1053.4487	421.3795	210.6897
7.958	1016-5	1143.0404	391036.96	2857.6010	1143.0404	457.2162	228.6081
11.583	1260-1	1062.2960	633734.08	2655.7401	1062.2960	424.9184	212.4592
12.285	1260-2	1118.3512	1310194.63	2795.8781	1118.3512	447.3405	223.6702
12.998	1260-3	1220.7801	1407007.20	3051.9504	1220.7801	488.3121	244.1560
13.271	1260-4	1173.2107	1063880.00	2933.0269	1173.2107	469.2843	234.6421
13.407	1260-5	1241.6011	573678.76	3104.0028	1241.6011	496.6404	248.3202
17.001	DCBP SURR	121.7870	1984286.88	304.4675	121.7870	48.7148	24.3574
		11580.0138	11901090.59				

Client Id: Initial Calibration

Software Version: 4.1<1L22>
Date: 6/19/2017 09:42 AM
Sample Name : mix 1200;13h
Data File : E:\TC2017\ECD24\06-JUN\616B005A.RAW Date: 6/16/2017 01:11 PM
Sequence File: E:\TC2017\ECD24\06-JUN\PCB.SEQ Cycle: 337 Channel : B
Instrument : AUTO_ECD24 Rack/Vial: 0/0 Operator:
Sample Amount : 1.0000 Dilution Factor : 1.00

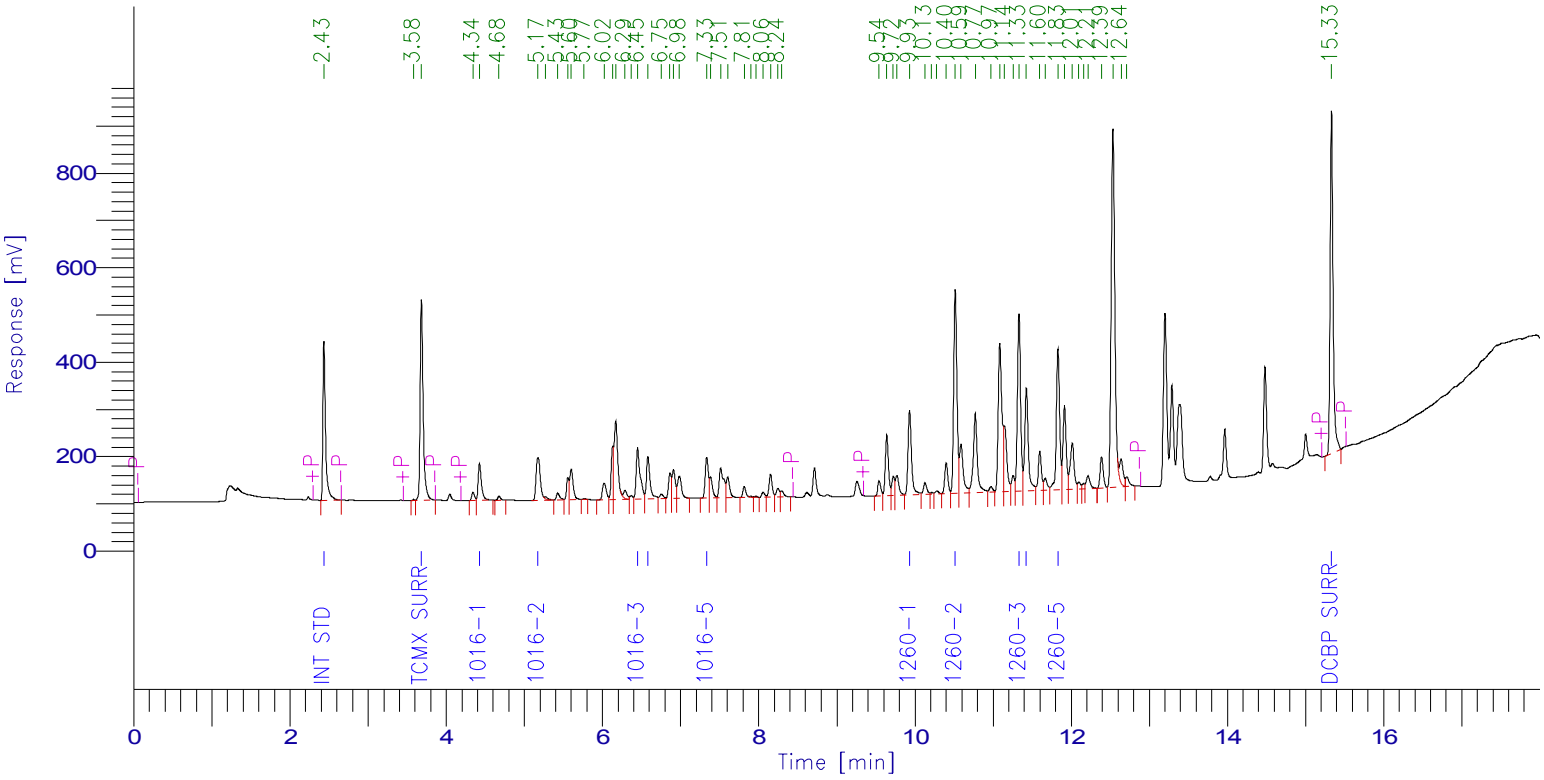

PCB Report

Time [min]	Component Name	Raw Amount	Area [µV·s]	Surrogate SM/WM	Surrogate QC / SL	Spike Rec Soils (%)	Spike Rec Water (%)
2.433	Int Std	100.0000	806908.08	250.0000	100.0000	40.0000	20.0000
3.681	TCMX SURR	121.6334	1137945.26	304.0835	121.6334	48.6534	24.3267
4.426	1016-1	1100.7192	231996.82	2751.7979	1100.7192	440.2877	220.1438
5.173	1016-2	1019.3472	352687.72	2548.3681	1019.3472	407.7389	203.8694
6.449	1016-3	1088.2293	388638.49	2720.5733	1088.2293	435.2917	217.6459
6.582	1016-4	1181.1587	287556.53	2952.8968	1181.1587	472.4635	236.2317
7.333	1016-5	1063.4164	247393.37	2658.5410	1063.4164	425.3666	212.6833
9.930	1260-1	1035.4053	547080.75	2588.5132	1035.4053	414.1621	207.0811
10.514	1260-2	1063.5602	1239917.27	2658.9006	1063.5602	425.4241	212.7120
11.330	1260-3	1068.6966	1087860.09	2671.7415	1068.6966	427.4786	213.7393
11.425	1260-4	1122.1778	677582.86	2805.4444	1122.1778	448.8711	224.4356
11.830	1260-5	1031.4909	889718.27	2578.7273	1031.4909	412.5964	206.2982
15.331	DCBP SURR	124.6688	1948467.60	311.6720	124.6688	49.8675	24.9338
		11120.5039	9843753.11				

Client Id: Initial Calibration

Software Version: 4.1<1L22>
Date: 6/19/2017 09:35 AM
Sample Name : mix 1000;13e
Data File : E:\TC2017\ECD24\06-JUN\616A006.RAW Date: 6/16/2017 01:34 PM
Sequence File: E:\TC2017\ECD24\06-JUN\PCB.SEQ Cycle: 338 Channel : A
Instrument : AUTO_ECD24 Rack/Vial: 0/0 Operator:
Sample Amount : 1.0000 Dilution Factor : 1.00

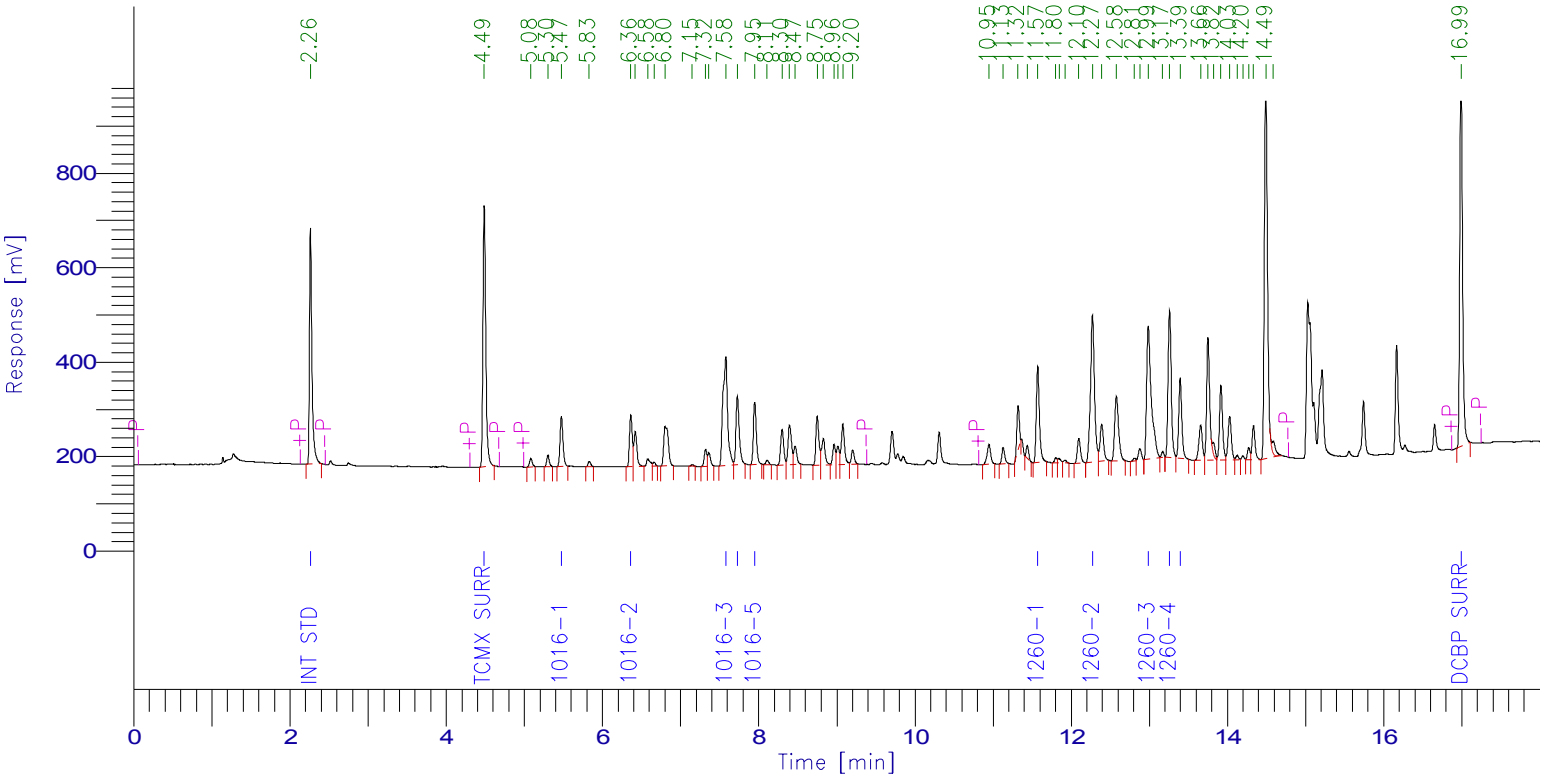

PCB Report

Time [min]	Component Name	Raw Amount	Area [µV·s]	Surrogate SM/WM	Surrogate QC / SL	Spike Rec Soils (%)	Spike Rec Water (%)
2.262	Int Std	100.0000	1068724.32	250.0000	100.0000	40.0000	20.0000
4.485	TCMX SURR	109.4588	1385247.92	273.6469	109.4588	43.7835	21.8918
5.474	1016-1	945.9078	273336.48	2364.7695	945.9078	378.3631	189.1816
6.363	1016-2	913.7559	273333.50	2284.3898	913.7559	365.5024	182.7512
7.578	1016-3	905.2813	975977.36	2263.2031	905.2813	362.1125	181.0563
7.727	1016-4	876.9713	422825.84	2192.4282	876.9713	350.7885	175.3943
7.949	1016-5	945.9749	353008.80	2364.9373	945.9749	378.3900	189.1950
11.570	1260-1	893.1912	581240.16	2232.9780	893.1912	357.2765	178.6382
12.272	1260-2	881.2436	1126168.12	2203.1089	881.2436	352.4974	176.2487
12.986	1260-3	930.4108	1169723.69	2326.0270	930.4108	372.1643	186.0822
13.258	1260-4	897.9988	888264.01	2244.9971	897.9988	359.1995	179.5998
13.394	1260-5	947.3654	477478.55	2368.4135	947.3654	378.9462	189.4731
16.992	DCBP SURR	107.0173	1901984.48	267.5431	107.0173	42.8069	21.4035
		9454.5770	10897313.23				

Client Id: Initial Calibration

Software Version: 4.1<1L22>
Date: 6/19/2017 09:36 AM
Sample Name : mix 1000;13e
Data File : E:\TC2017\ECD24\06-JUN\616B006.RAW Date: 6/16/2017 01:34 PM
Sequence File: E:\TC2017\ECD24\06-JUN\PCB.SEQ Cycle: 338 Channel : B
Instrument : AUTO_ECD24 Rack/Vial: 0/0 Operator:
Sample Amount : 1.0000 Dilution Factor : 1.00

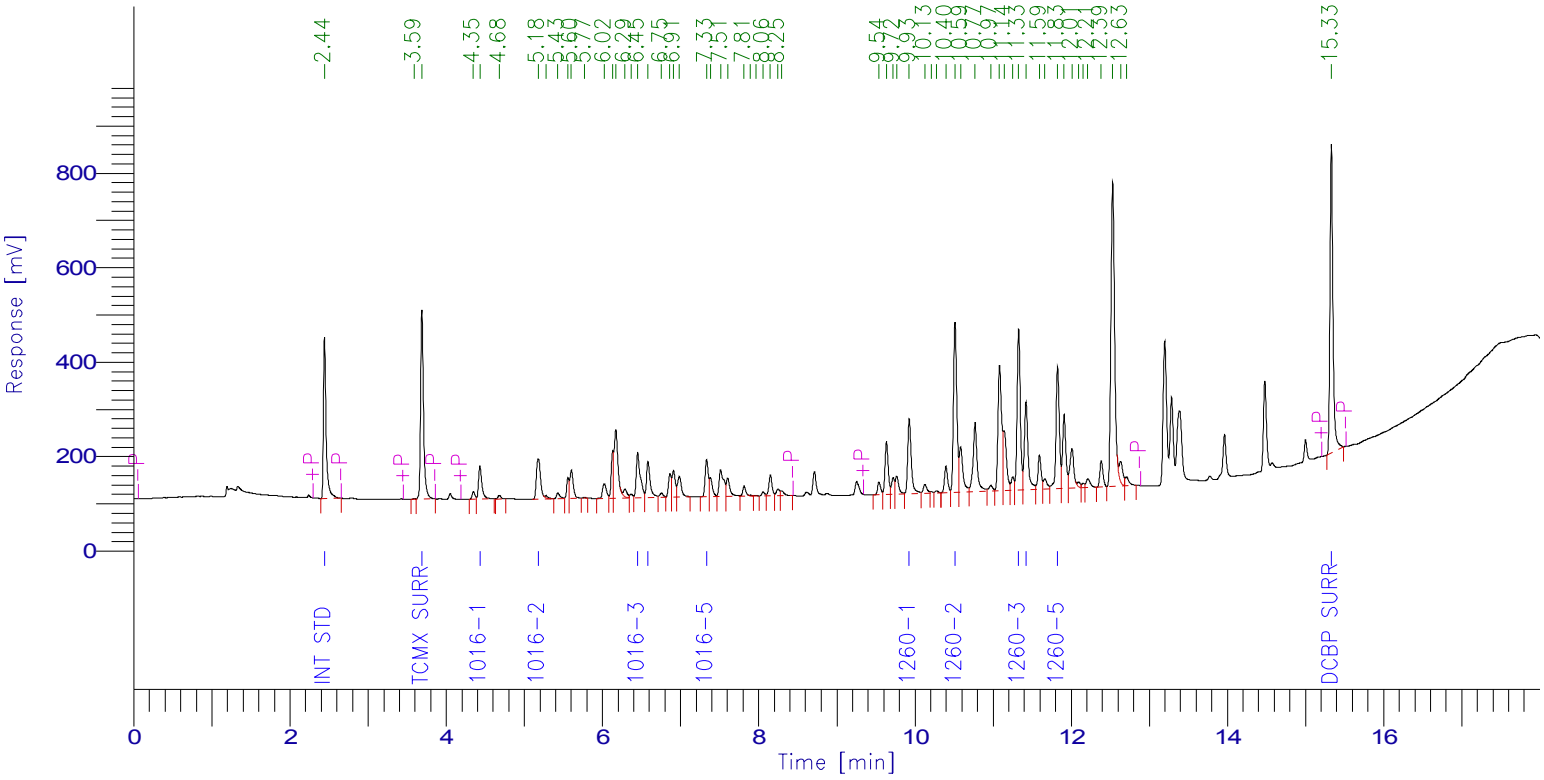

PCB Report

Time [min]	Component Name	Raw Amount	Area [µV·s]	Surrogate SM/WM	Surrogate QC / SL	Spike Rec Soils (%)	Spike Rec Water (%)
2.440	Int Std	100.0000	834978.56	250.0000	100.0000	40.0000	20.0000
3.687	TCMX SURR	108.2940	1048392.96	270.7350	108.2940	43.3176	21.6588
4.431	1016-1	966.9135	210884.37	2417.2838	966.9135	386.7654	193.3827
5.177	1016-2	905.8572	324324.08	2264.6430	905.8572	362.3429	181.1714
6.450	1016-3	937.4820	346449.22	2343.7049	937.4820	374.9928	187.4964
6.583	1016-4	992.8351	250117.09	2482.0877	992.8351	397.1340	198.5670
7.332	1016-5	934.4152	224944.74	2336.0380	934.4152	373.7661	186.8830
9.926	1260-1	902.1322	493244.76	2255.3304	902.1322	360.8529	180.4264
10.512	1260-2	887.8402	1071067.17	2219.6006	887.8402	355.1361	177.5680
11.326	1260-3	932.6734	982425.12	2331.6835	932.6734	373.0694	186.5347
11.420	1260-4	957.7073	598390.68	2394.2683	957.7073	383.0829	191.5415
11.826	1260-5	872.1431	778441.74	2180.3578	872.1431	348.8572	174.4286
15.328	DCBP SURR	109.5208	1771264.80	273.8021	109.5208	43.8083	21.9042
		9607.8141	8934925.29				

Client Id: Initial Calibration

Software Version: 4.1<1L22>
Date: 6/19/2017 09:36 AM
Sample Name : mix 800;13d
Data File : E:\TC2017\ECD24\06-JUN\616A007.RAW Date: 6/16/2017 01:56 PM
Sequence File: E:\TC2017\ECD24\06-JUN\PCB.SEQ Cycle: 339 Channel : A
Instrument : AUTO_ECD24 Rack/Vial: 0/0 Operator:
Sample Amount : 1.0000 Dilution Factor : 1.00

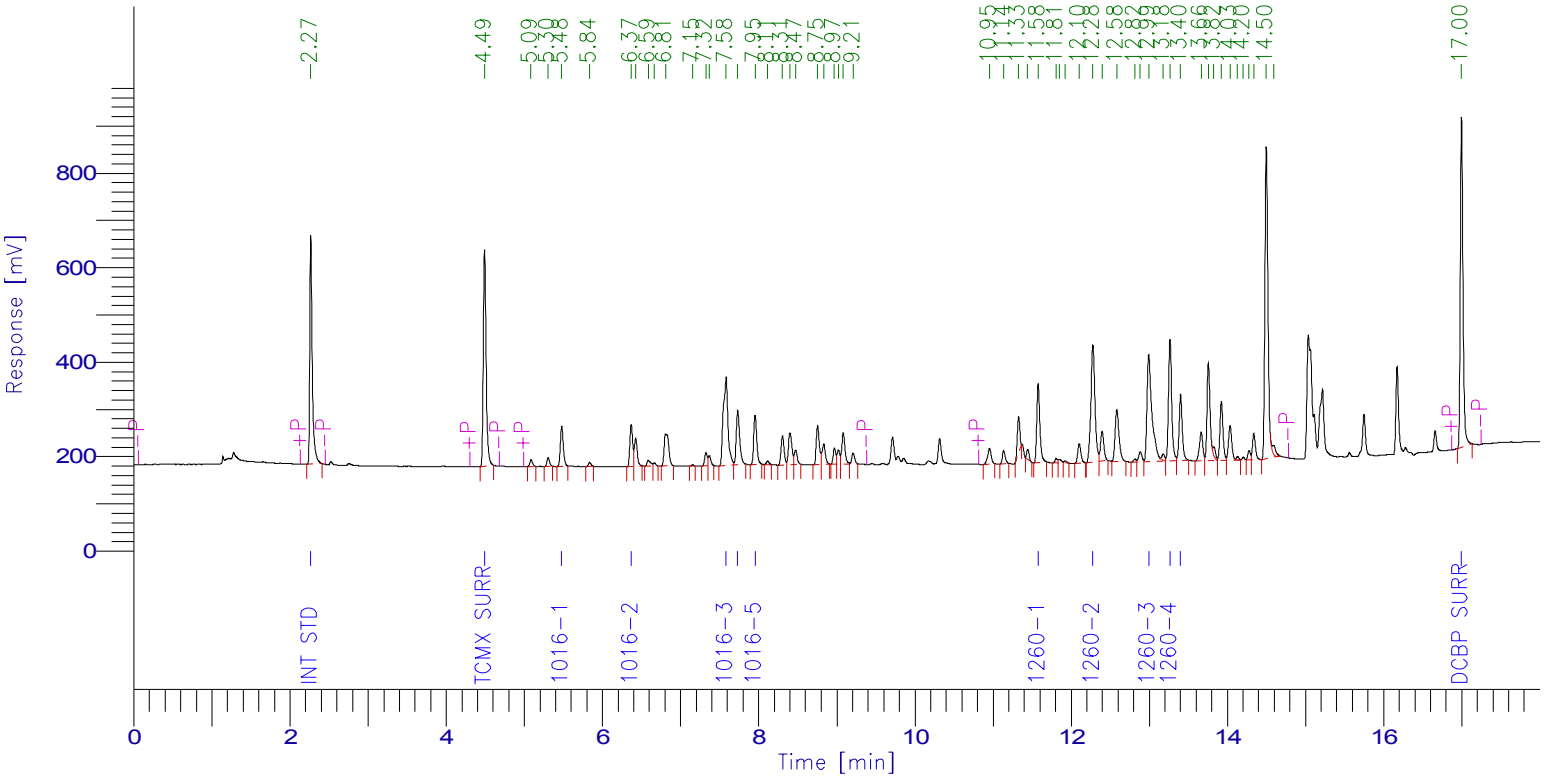

PCB Report

Time [min]	Component Name	Raw Amount	Area [µV·s]	Surrogate SM/WM	Surrogate QC / SL	Spike Rec Soils (%)	Spike Rec Water (%)
2.266	Int Std	100.0000	1041436.08	250.0000	100.0000	40.0000	20.0000
4.490	TCMX SURR	93.6855	1155356.96	234.2137	93.6855	37.4742	18.7371
5.478	1016-1	778.5329	219226.32	1946.3322	778.5329	311.4132	155.7066
6.368	1016-2	756.7027	220574.28	1891.7568	756.7027	302.6811	151.3405
7.583	1016-3	750.9928	788967.14	1877.4820	750.9928	300.3971	150.1986
7.732	1016-4	733.4623	344604.46	1833.6559	733.4623	293.3849	146.6925
7.954	1016-5	777.4389	282708.64	1943.5972	777.4389	310.9755	155.4878
11.576	1260-1	745.0501	472458.40	1862.6252	745.0501	298.0200	149.0100
12.277	1260-2	736.0076	916550.74	1840.0191	736.0076	294.4031	147.2015
12.992	1260-3	811.4705	994141.55	2028.6764	811.4705	324.5882	162.2941
13.263	1260-4	776.1198	748103.96	1940.2994	776.1198	310.4479	155.2240
13.400	1260-5	806.4214	396063.95	2016.0535	806.4214	322.5686	161.2843
16.995	DCBP SURR	94.3236	1633579.52	235.8089	94.3236	37.7294	18.8647
		7960.2081	9213772.01				

Client Id: Initial Calibration

Software Version: 4.1<1L22>
Date: 6/19/2017 09:36 AM
Sample Name : mix 800;13d
Data File : E:\TC2017\ECD24\06-JUN\616B007.RAW Date: 6/16/2017 01:56 PM
Sequence File: E:\TC2017\ECD24\06-JUN\PCB.SEQ Cycle: 339 Channel : B
Instrument : AUTO_ECD24 Rack/Vial: 0/0 Operator:
Sample Amount : 1.0000 Dilution Factor : 1.00

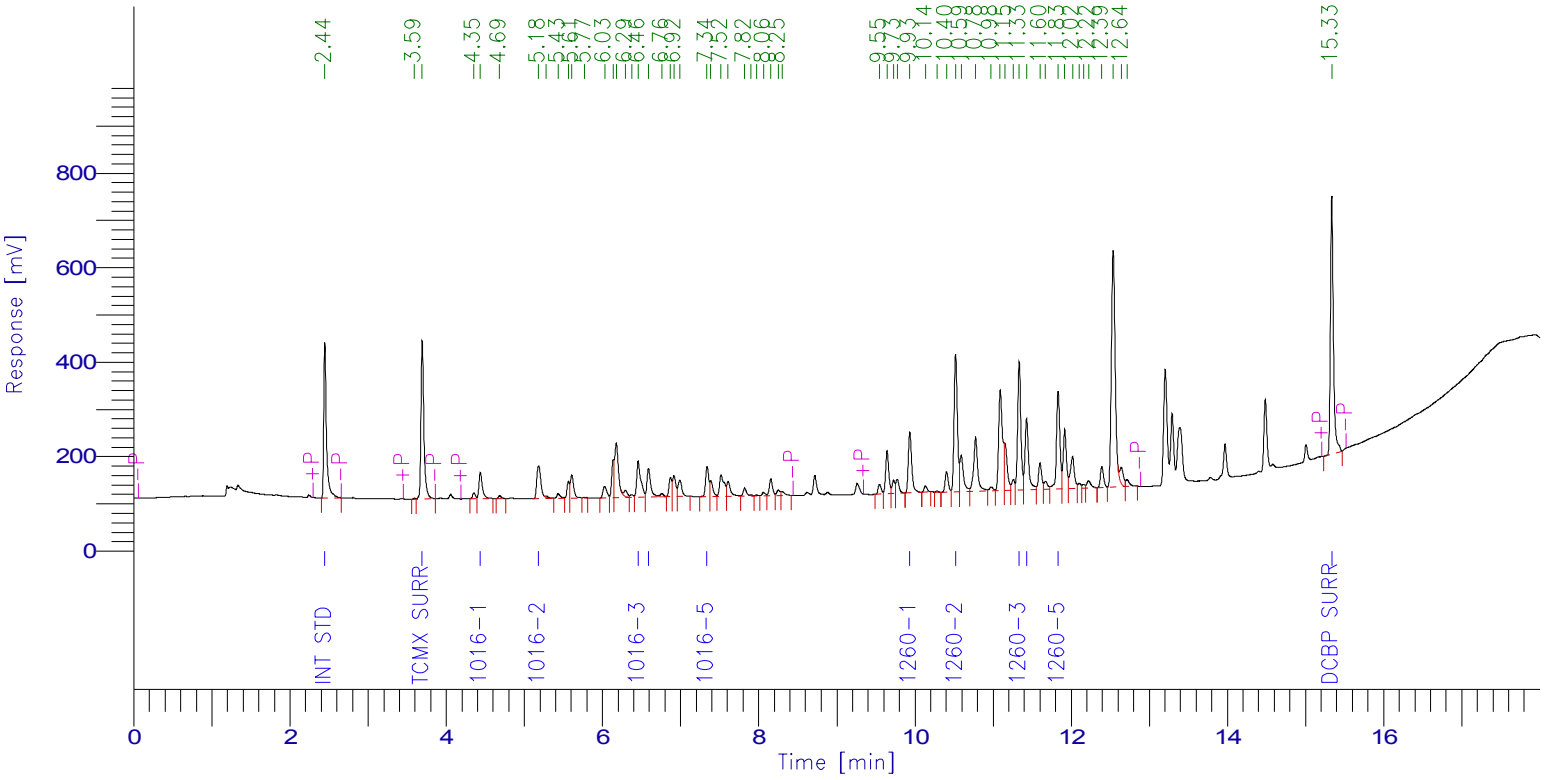

PCB Report

Time [min]	Component Name	Raw Amount	Area [µV·s]	Surrogate SM/WM	Surrogate QC / SL	Spike Rec Soils (%)	Spike Rec Water (%)
2.444	Int Std	100.0000	815431.60	250.0000	100.0000	40.0000	20.0000
3.692	TCMX SURR	92.8477	877815.36	232.1193	92.8477	37.1391	18.5695
4.437	1016-1	781.9448	166550.16	1954.8619	781.9448	312.7779	156.3890
5.181	1016-2	752.7675	263204.01	1881.9186	752.7675	301.1070	150.5535
6.456	1016-3	777.2640	280515.85	1943.1599	777.2640	310.9056	155.4528
6.589	1016-4	820.6740	201905.95	2051.6849	820.6740	328.2696	164.1348
7.338	1016-5	771.5989	181401.04	1928.9973	771.5989	308.6396	154.3198
9.933	1260-1	722.9154	386004.16	1807.2884	722.9154	289.1661	144.5831
10.519	1260-2	728.7381	858550.00	1821.8453	728.7381	291.4953	145.7476
11.333	1260-3	762.8516	784733.44	1907.1290	762.8516	305.1406	152.5703
11.427	1260-4	785.9308	479566.14	1964.8269	785.9308	314.3723	157.1862
11.832	1260-5	725.4328	632335.78	1813.5820	725.4328	290.1731	145.0866
15.334	DCBP SURR	94.2434	1488502.80	235.6084	94.2434	37.6973	18.8487
		7917.2088	7416516.28				

Client Id: Initial Calibration

Software Version: 4.1<1L22>
Date: 6/19/2017 09:36 AM
Sample Name : mix 600;14c
Data File : E:\TC2017\ECD24\06-JUN\616A008.RAW Date: 6/16/2017 02:19 PM
Sequence File: E:\TC2017\ECD24\06-JUN\PCB.SEQ Cycle: 340 Channel : A
Instrument : AUTO_ECD24 Rack/Vial: 0/0 Operator:
Sample Amount : 1.0000 Dilution Factor : 1.00

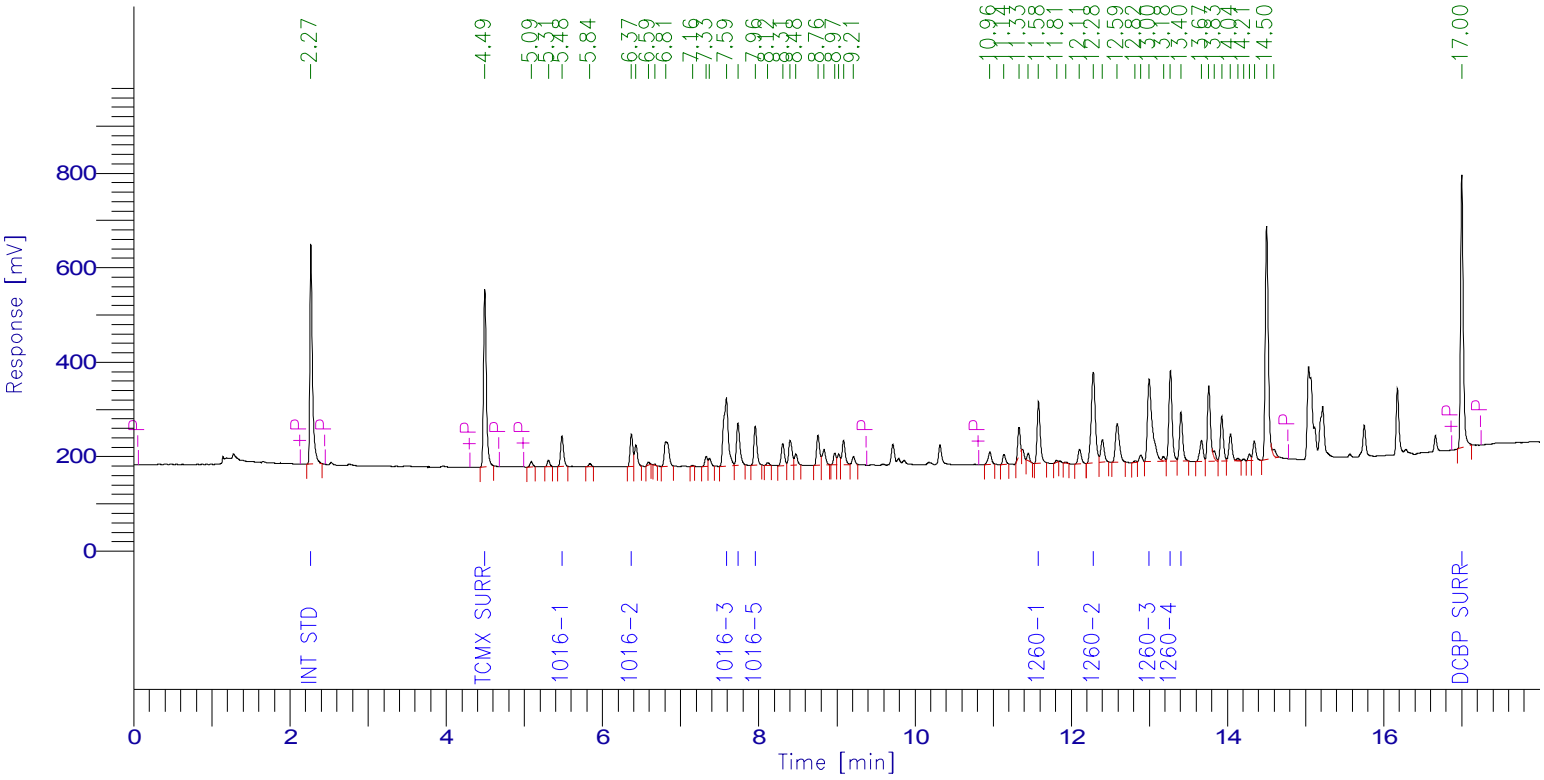

PCB Report

Time [min]	Component Name	Raw Amount	Area [µV·s]	Surrogate SM/WM	Surrogate QC / SL	Spike Rec Soils (%)	Spike Rec Water (%)
2.268	Int Std	100.0000	1030688.48	250.0000	100.0000	40.0000	20.0000
4.492	TCMX SURR	77.5533	946539.44	193.8831	77.5533	31.0213	15.5107
5.481	1016-1	600.9956	167487.28	1502.4890	600.9956	240.3982	120.1991
6.371	1016-2	590.1420	170247.55	1475.3549	590.1420	236.0568	118.0284
7.586	1016-3	588.9733	612369.46	1472.4332	588.9733	235.5893	117.7947
7.734	1016-4	561.9018	261275.26	1404.7544	561.9018	224.7607	112.3804
7.956	1016-5	597.1699	214914.40	1492.9246	597.1699	238.8679	119.4340
11.581	1260-1	587.5437	368733.92	1468.8593	587.5437	235.0175	117.5087
12.283	1260-2	573.9212	707328.72	1434.8031	573.9212	229.5685	114.7842
12.998	1260-3	611.0211	740843.44	1527.5526	611.0211	244.4084	122.2042
13.269	1260-4	591.3528	564124.11	1478.3819	591.3528	236.5411	118.2706
13.404	1260-5	608.8459	295941.25	1522.1149	608.8459	243.5384	121.7692
16.998	DCBP SURR	78.0782	1338273.04	195.1955	78.0782	31.2313	15.6156
		6167.4987	7418766.35				

Client Id: Initial Calibration

Software Version: 4.1<1L22>
Date: 6/19/2017 09:36 AM
Sample Name : mix 600;14c
Data File : E:\TC2017\ECD24\06-JUN\616B008.RAW Date: 6/16/2017 02:19 PM
Sequence File: E:\TC2017\ECD24\06-JUN\PCB.SEQ Cycle: 340 Channel : B
Instrument : AUTO_ECD24 Rack/Vial: 0/0 Operator:
Sample Amount : 1.0000 Dilution Factor : 1.00

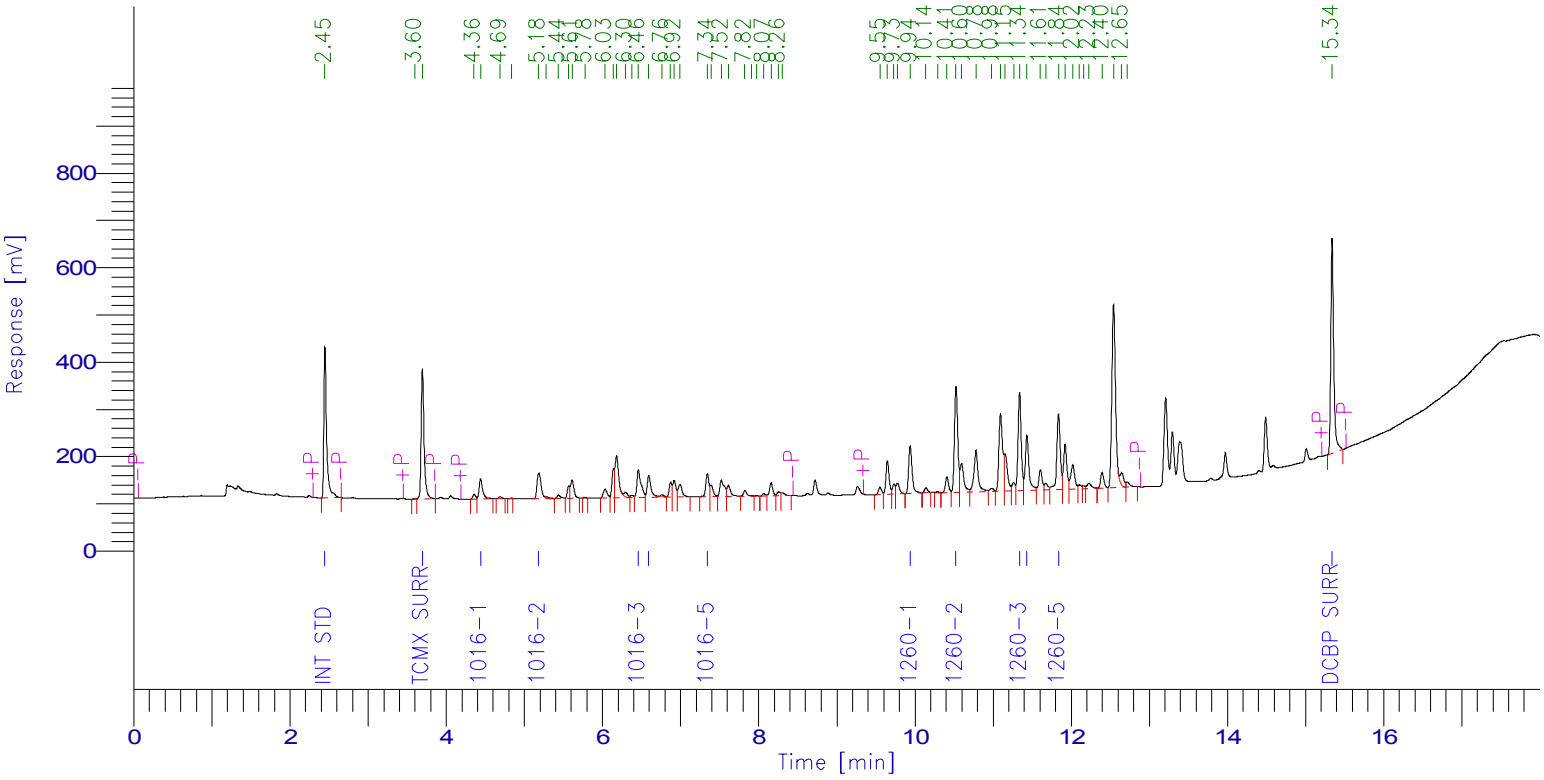

PCB Report

Time [min]	Component Name	Raw Amount	Area [µV·s]	Surrogate SM/WM	Surrogate QC / SL	Spike Rec Soils (%)	Spike Rec Water (%)
2.446	Int Std	100.0000	811267.04	250.0000	100.0000	40.0000	20.0000
3.694	TCMX SURR	76.4791	719368.25	191.1979	76.4791	30.5917	15.2958
4.439	1016-1	599.6484	127069.67	1499.1209	599.6484	239.8593	119.9297
5.183	1016-2	585.5244	203682.16	1463.8111	585.5244	234.2098	117.1049
6.459	1016-3	600.6565	215670.81	1501.6413	600.6565	240.2626	120.1313
6.592	1016-4	632.3252	154773.02	1580.8130	632.3252	252.9301	126.4650
7.341	1016-5	611.2837	142977.35	1528.2092	611.2837	244.5135	122.2567
9.938	1260-1	568.4835	301994.24	1421.2087	568.4835	227.3934	113.6967
10.524	1260-2	567.4612	665130.02	1418.6530	567.4612	226.9845	113.4922
11.338	1260-3	588.1765	601957.78	1470.4412	588.1765	235.2706	117.6353
11.432	1260-4	603.2808	366235.18	1508.2021	603.2808	241.3123	120.6562
11.837	1260-5	569.4955	493875.12	1423.7387	569.4955	227.7982	113.8991
15.338	DCBP SURR	77.1176	1211794.16	192.7941	77.1176	30.8470	15.4235
		6179.9324	6015794.79				

Client Id: Initial Calibration

Software Version: 4.1<1L22>
Date: 6/19/2017 09:36 AM
Sample Name : mix 400;13b
Data File : E:\TC2017\ECD24\06-JUN\616A009.RAW Date: 6/16/2017 02:42 PM
Sequence File: E:\TC2017\ECD24\06-JUN\PCB.SEQ Cycle: 341 Channel : A
Instrument : AUTO_ECD24 Rack/Vial: 0/0 Operator:
Sample Amount : 1.0000 Dilution Factor : 1.00

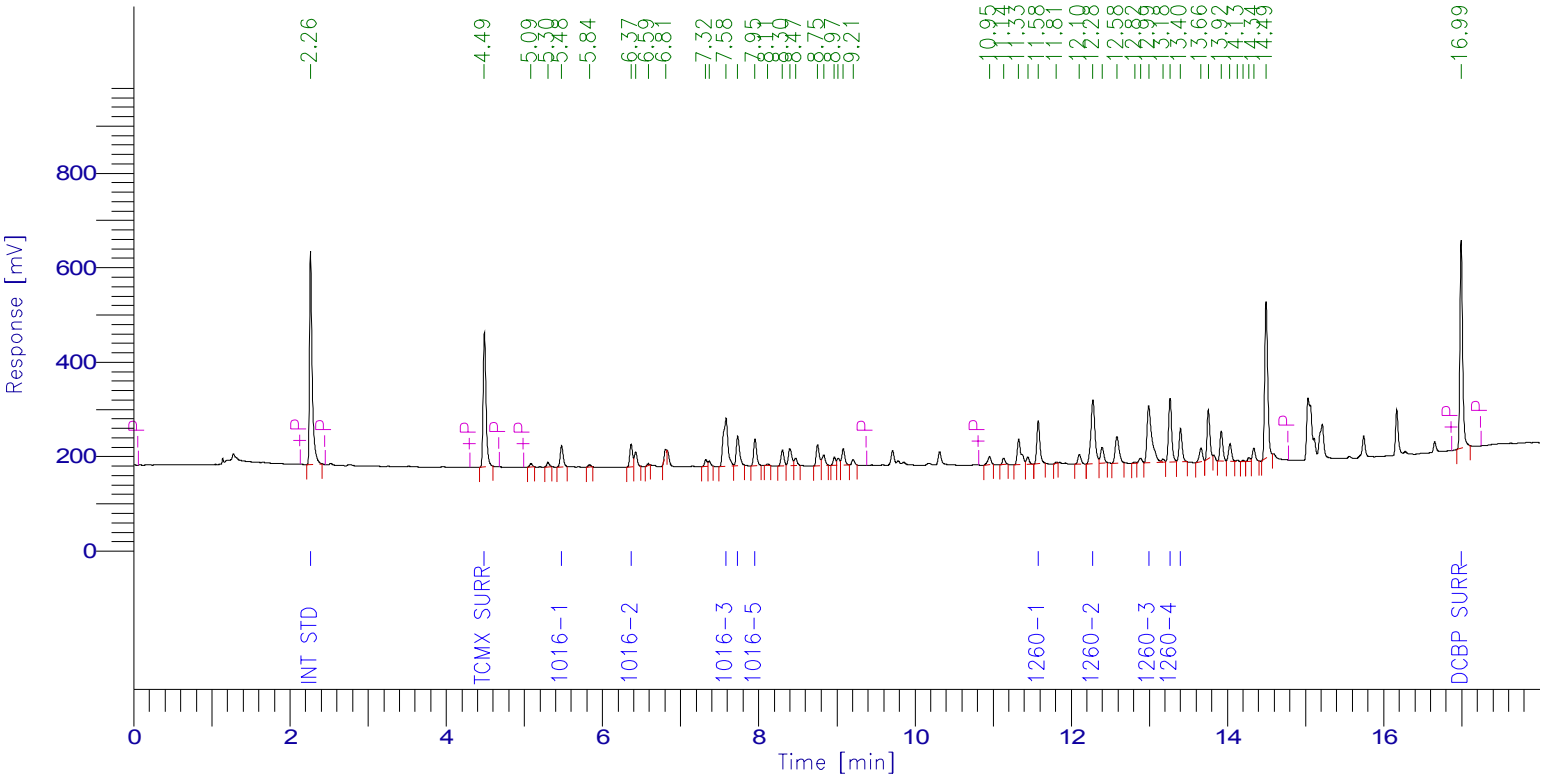

PCB Report

Time [min]	Component Name	Raw Amount	Area [µV·s]	Surrogate SM/WM	Surrogate QC / SL	Spike Rec Soils (%)	Spike Rec Water (%)
2.263	Int Std	100.0000	1039239.36	250.0000	100.0000	40.0000	20.0000
4.488	TCMX SURR	59.5304	732598.08	148.8260	59.5304	23.8122	11.9061
5.477	1016-1	412.1012	115798.40	1030.2530	412.1012	164.8405	82.4202
6.367	1016-2	412.3101	119932.39	1030.7752	412.3101	164.9240	82.4620
7.582	1016-3	408.8223	428588.63	1022.0557	408.8223	163.5289	81.7645
7.731	1016-4	387.9360	181880.49	969.8400	387.9360	155.1744	77.5872
7.953	1016-5	407.7914	147976.88	1019.4785	407.7914	163.1166	81.5583
11.577	1260-1	402.4396	254660.64	1006.0991	402.4396	160.9759	80.4879
12.278	1260-2	395.5362	491522.52	988.8406	395.5362	158.2145	79.1072
12.992	1260-3	415.6486	508141.60	1039.1215	415.6486	166.2594	83.1297
13.264	1260-4	400.8126	385529.43	1002.0315	400.8126	160.3250	80.1625
13.398	1260-5	402.5153	197273.45	1006.2883	402.5153	161.0061	80.5031
16.990	DCBP SURR	59.7025	1031799.68	149.2562	59.7025	23.8810	11.9405
		4265.1461	5634941.55				

Client Id: Initial Calibration

Software Version: 4.1<1L22>
Date: 6/19/2017 09:37 AM
Sample Name : mix 400;13b
Data File : E:\TC2017\ECD24\06-JUN\616B009.RAW Date: 6/16/2017 02:42 PM
Sequence File: E:\TC2017\ECD24\06-JUN\PCB.SEQ Cycle: 341 Channel : B
Instrument : AUTO_ECD24 Rack/Vial: 0/0 Operator:
Sample Amount : 1.0000 Dilution Factor : 1.00

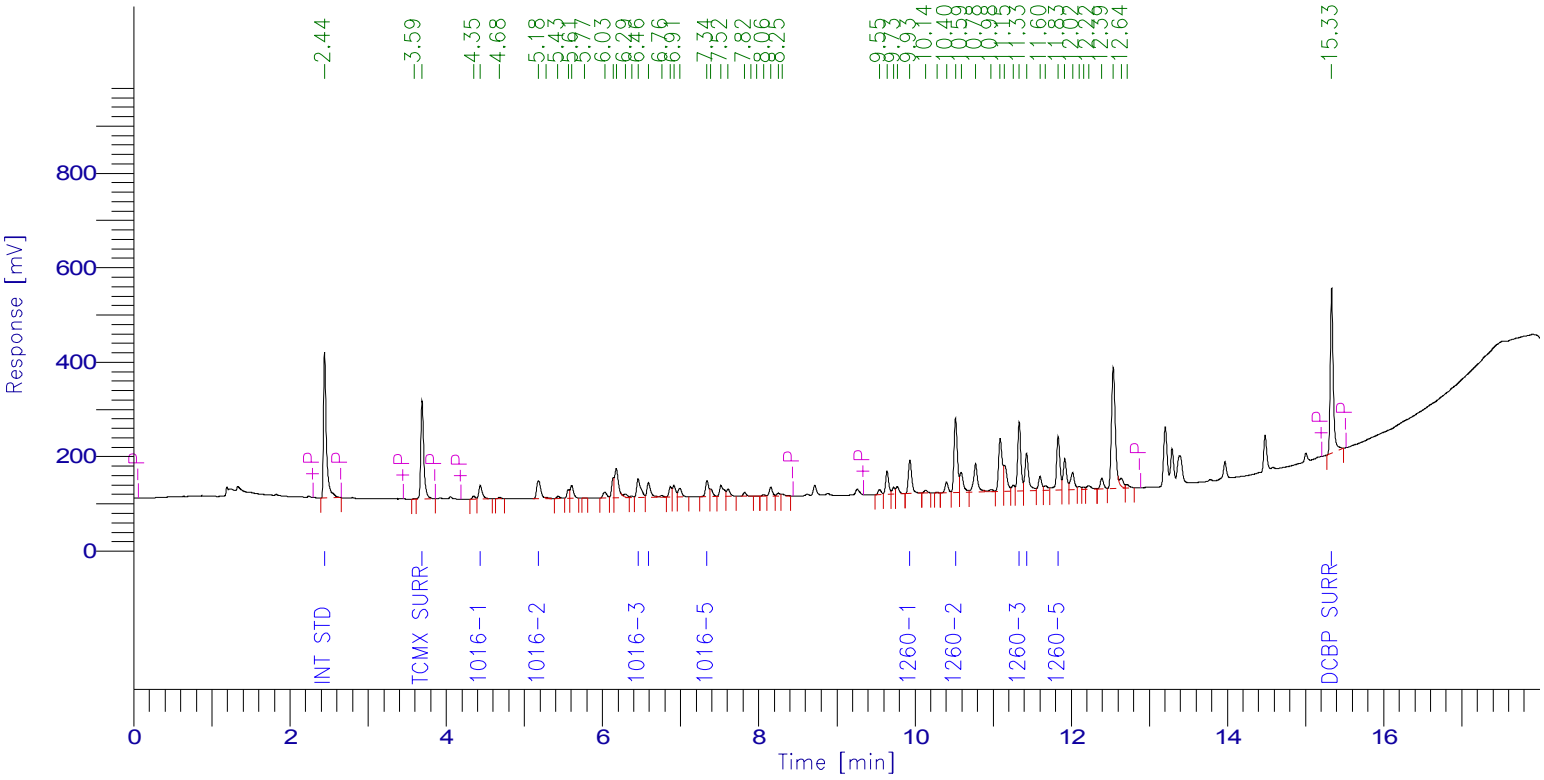

PCB Report

Time [min]	Component Name	Raw Amount	Area [µV·s]	Surrogate SM/WM	Surrogate QC / SL	Spike Rec Soils (%)	Spike Rec Water (%)
2.441	Int Std	100.0000	812764.80	250.0000	100.0000	40.0000	20.0000
3.690	TCMX SURR	59.2863	558680.76	148.2158	59.2863	23.7145	11.8573
4.435	1016-1	411.9037	87446.42	1029.7593	411.9037	164.7615	82.3807
5.180	1016-2	409.4982	142712.16	1023.7454	409.4982	163.7993	81.8996
6.456	1016-3	413.7416	148831.69	1034.3540	413.7416	165.4966	82.7483
6.588	1016-4	434.7305	106604.60	1086.8263	434.7305	173.8922	86.9461
7.337	1016-5	428.0157	100296.37	1070.0392	428.0157	171.2063	85.6031
9.934	1260-1	401.7093	213793.12	1004.2732	401.7093	160.6837	80.3419
10.518	1260-2	397.2153	466441.77	993.0383	397.2153	158.8861	79.4431
11.333	1260-3	407.5186	417837.02	1018.7966	407.5186	163.0075	81.5037
11.427	1260-4	426.1230	259165.13	1065.3076	426.1230	170.4492	85.2246
11.833	1260-5	398.1518	345920.72	995.3795	398.1518	159.2607	79.6304
15.332	DCBP SURR	59.3165	933796.00	148.2913	59.3165	23.7266	11.8633
		4347.2106	4594290.55				

Software Version: 4.1<1L22>
Date: 6/19/2017 09:37 AM
Sample Name : mix 200;13a
Data File : E:\TC2017\ECD24\06-JUN\616A010.RAW Date: 6/16/2017 03:05 PM
Sequence File: E:\TC2017\ECD24\06-JUN\PCB.SEQ Cycle: 342 Channel : A
Instrument : AUTO_ECD24 Rack/Vial: 0/0 Operator:
Sample Amount : 1.0000 Dilution Factor : 1.00

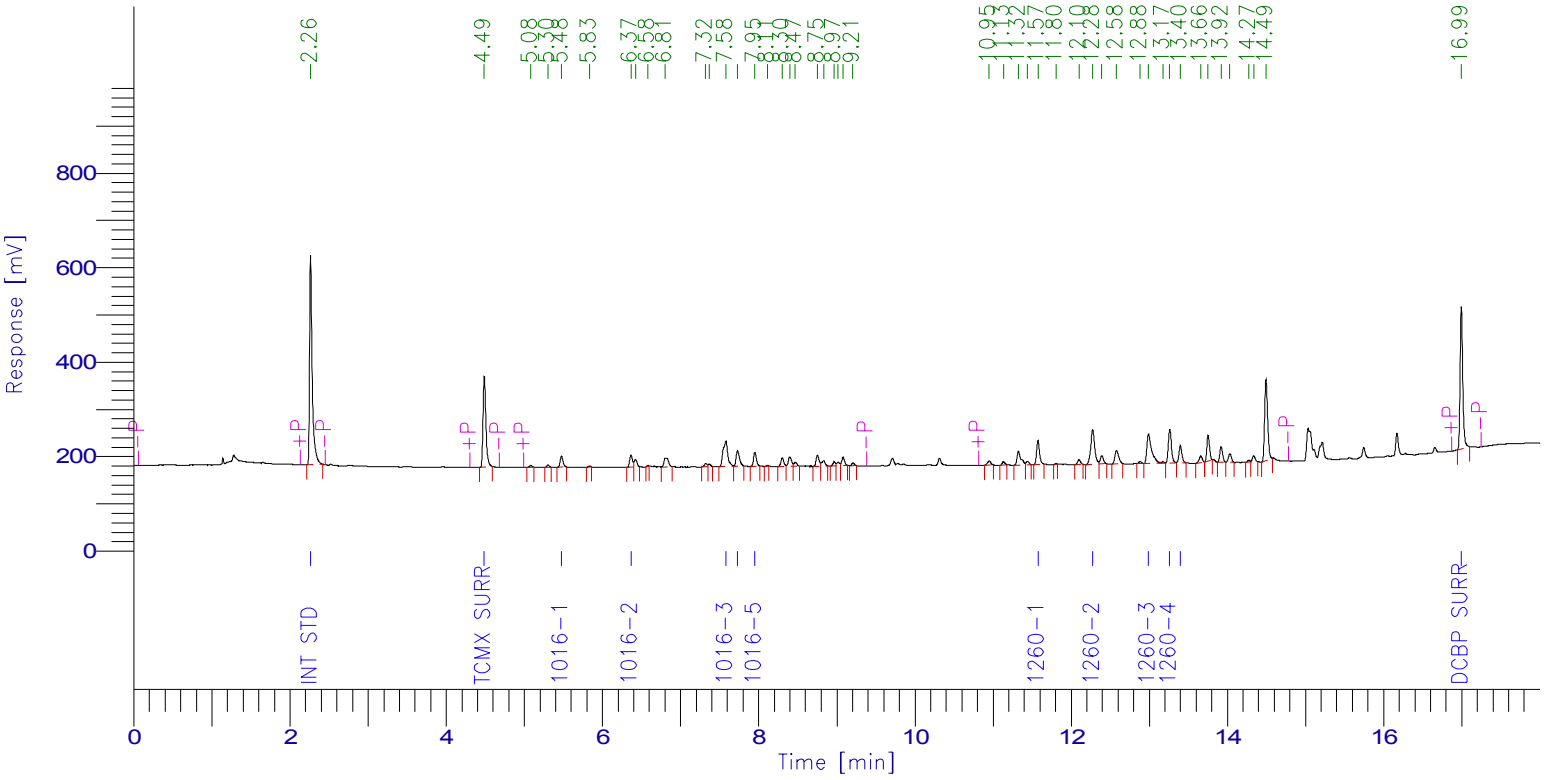

PCB Report

Time [min]	Component Name	Raw Amount	Area [µV·s]	Surrogate SM/WM	Surrogate QC / SL	Spike Rec Soils (%)	Spike Rec Water (%)
2.264	Int Std	100.0000	1014235.92	250.0000	100.0000	40.0000	20.0000
4.486	TCMX SURR	40.8590	490725.12	102.1476	40.8590	16.3436	8.1718
5.475	1016-1	214.5752	58843.92	536.4380	214.5752	85.8301	42.9150
6.365	1016-2	219.8084	62399.36	549.5209	219.8084	87.9233	43.9617
7.580	1016-3	223.6466	228818.89	559.1166	223.6466	89.4587	44.7293
7.729	1016-4	213.9603	97899.99	534.9008	213.9603	85.5841	42.7921
7.950	1016-5	212.3779	75212.24	530.9447	212.3779	84.9512	42.4756
11.574	1260-1	220.0991	135926.08	550.2478	220.0991	88.0397	44.0198
12.275	1260-2	216.0857	262063.54	540.2143	216.0857	86.4343	43.2171
12.989	1260-3	222.5442	265520.55	556.3605	222.5442	89.0177	44.5088
13.260	1260-4	213.9373	200828.83	534.8432	213.9373	85.5749	42.7875
13.396	1260-5	207.0203	99019.90	517.5506	207.0203	82.8081	41.4041
16.993	DCBP SURR	41.0500	692372.40	102.6250	41.0500	16.4200	8.2100
		2345.9640	3683866.74				

Client Id: Initial Calibration

Software Version: 4.1<1L22>
Date: 6/19/2017 09:37 AM
Sample Name : mix 200;13a
Data File : E:\TC2017\ECD24\06-JUN\616B010.RAW Date: 6/16/2017 03:05 PM
Sequence File: E:\TC2017\ECD24\06-JUN\PCB.SEQ Cycle: 342 Channel : B
Instrument : AUTO_ECD24 Rack/Vial: 0/0 Operator:
Sample Amount : 1.0000 Dilution Factor : 1.00

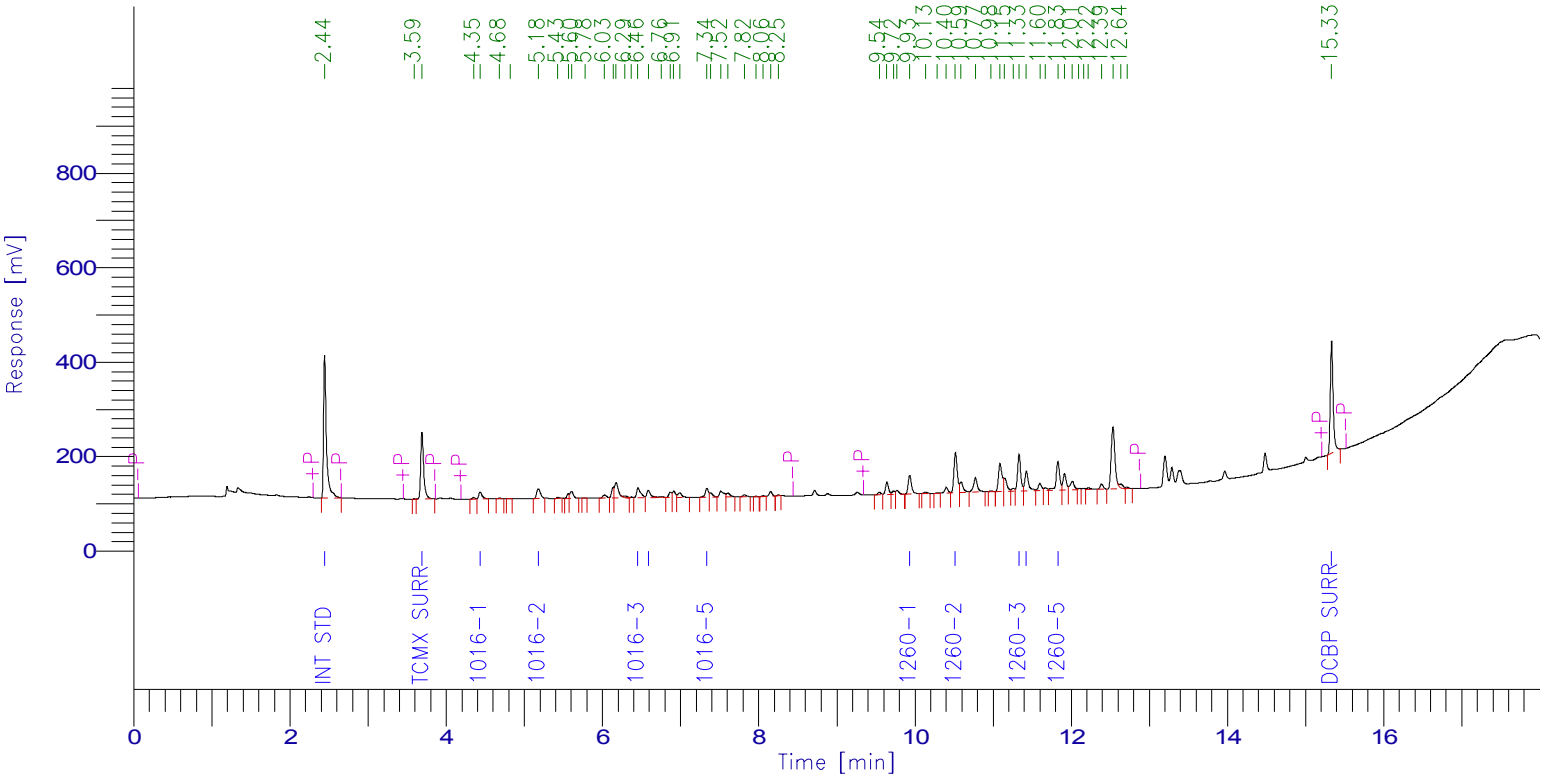

PCB Report

Time [min]	Component Name	Raw Amount	Area [µV·s]	Surrogate SM/WM	Surrogate QC / SL	Spike Rec Soils (%)	Spike Rec Water (%)
2.442	Int Std	100.0000	793066.24	250.0000	100.0000	40.0000	20.0000
3.688	TCMX SURR	40.9729	376747.74	102.4323	40.9729	16.3892	8.1946
4.434	1016-1	208.1962	43128.44	520.4905	208.1962	83.2785	41.6392
5.177	1016-2	205.0741	69737.20	512.6854	205.0741	82.0297	41.0148
6.455	1016-3	222.9223	78246.40	557.3058	222.9223	89.1689	44.5845
6.587	1016-4	228.3880	54647.92	570.9700	228.3880	91.3552	45.6776
7.335	1016-5	241.2460	55160.75	603.1150	241.2460	96.4984	48.2492
9.931	1260-1	220.6849	114603.84	551.7124	220.6849	88.2740	44.1370
10.517	1260-2	217.9672	249750.93	544.9179	217.9672	87.1869	43.5934
11.331	1260-3	219.5129	219616.03	548.7822	219.5129	87.8052	43.9026
11.425	1260-4	225.9767	134106.52	564.9419	225.9767	90.3907	45.1953
11.830	1260-5	227.2559	192658.29	568.1398	227.2559	90.9024	45.4512
15.332	DCBP SURR	40.4575	621469.92	101.1438	40.4575	16.1830	8.0915
		2398.6548	3002940.22				

Client Id: Initial Calibration

Software Version: 4.1<1L22>
Date: 6/19/2017 09:37 AM
Sample Name : mix 100;12z
Data File : E:\TC2017\ECD24\06-JUN\616A011.RAW Date: 6/16/2017 03:28 PM
Sequence File: E:\TC2017\ECD24\06-JUN\PCB.SEQ Cycle: 343 Channel : A
Instrument : AUTO_ECD24 Rack/Vial: 0/0 Operator:
Sample Amount : 1.0000 Dilution Factor : 1.00

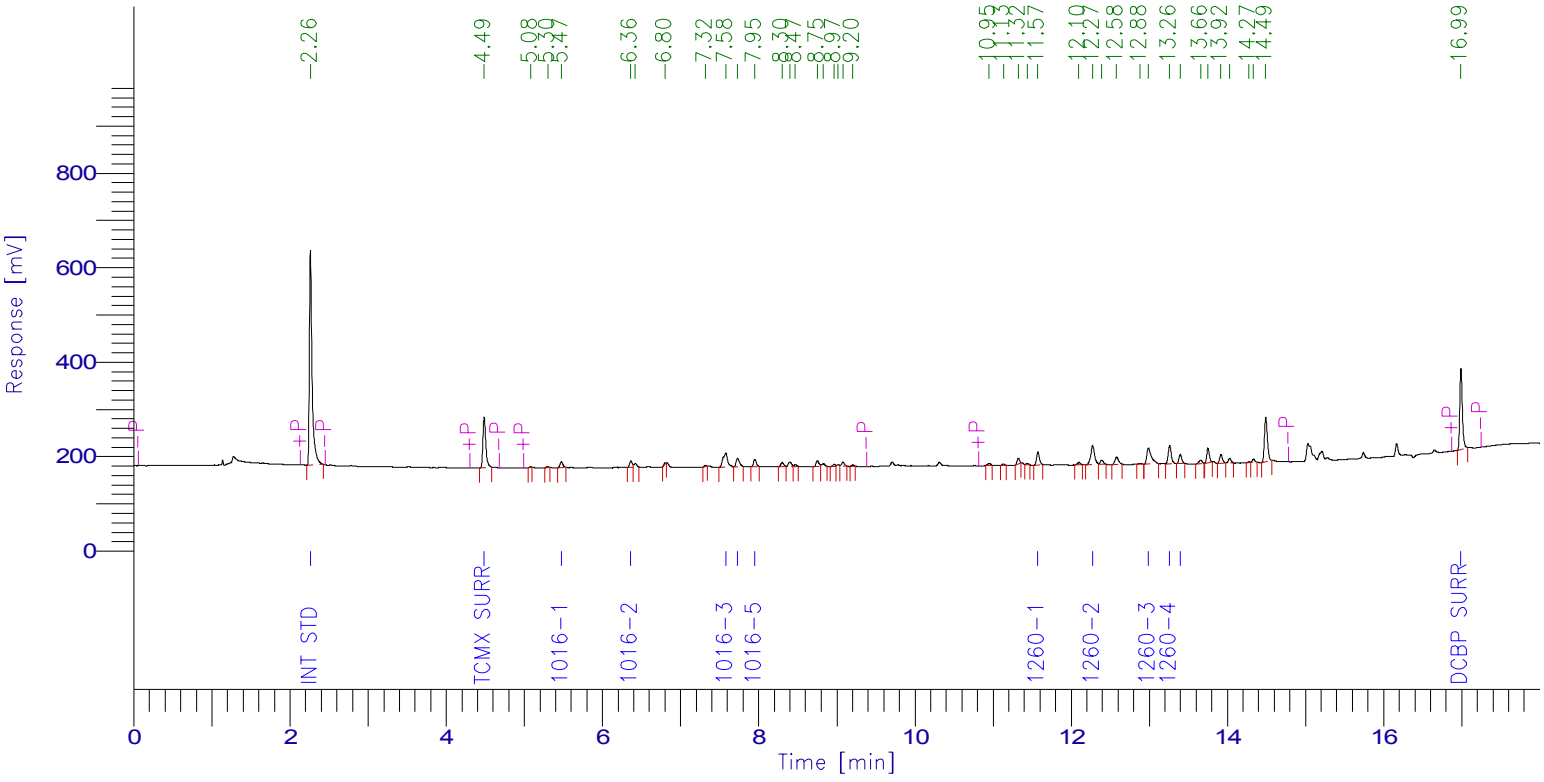

PCB Report

Time [min]	Component Name	Raw Amount	Area [µV·s]	Surrogate SM/WM	Surrogate QC / SL	Spike Rec Soils (%)	Spike Rec Water (%)
2.262	Int Std	100.0000	1062123.84	250.0000	100.0000	40.0000	20.0000
4.485	TCMX SURR	21.6019	271692.88	54.0047	21.6019	8.6408	4.3204
5.474	1016-1	106.5167	30589.76	266.2918	106.5167	42.6067	21.3033
6.364	1016-2	109.3841	32518.17	273.4601	109.3841	43.7536	21.8768
7.579	1016-3	115.3364	123575.38	288.3409	115.3364	46.1345	23.0673
7.729	1016-4	110.3040	52853.90	275.7601	110.3040	44.1216	22.0608
7.950	1016-5	105.1230	38986.40	262.8075	105.1230	42.0492	21.0246
11.573	1260-1	111.1540	71886.24	277.8850	111.1540	44.4616	22.2308
12.274	1260-2	111.9964	142239.65	279.9909	111.9964	44.7985	22.3993
12.988	1260-3	108.1350	135109.04	270.3376	108.1350	43.2540	21.6270
13.259	1260-4	107.3485	105528.96	268.3712	107.3485	42.9394	21.4697
13.395	1260-5	100.2167	50197.92	250.5416	100.2167	40.0867	20.0433
16.988	DCBP SURR	21.5745	381068.88	53.9363	21.5745	8.6298	4.3149
		1228.6911	2498371.03				

Client Id: Initial Calibration

Software Version: 4.1<1L22>
Date: 6/19/2017 09:37 AM
Sample Name : mix 100;12z
Data File : E:\TC2017\ECD24\06-JUN\616B011.RAW Date: 6/16/2017 03:28 PM
Sequence File: E:\TC2017\ECD24\06-JUN\PCB.SEQ Cycle: 343 Channel : B
Instrument : AUTO_ECD24 Rack/Vial: 0/0 Operator:
Sample Amount : 1.0000 Dilution Factor : 1.00

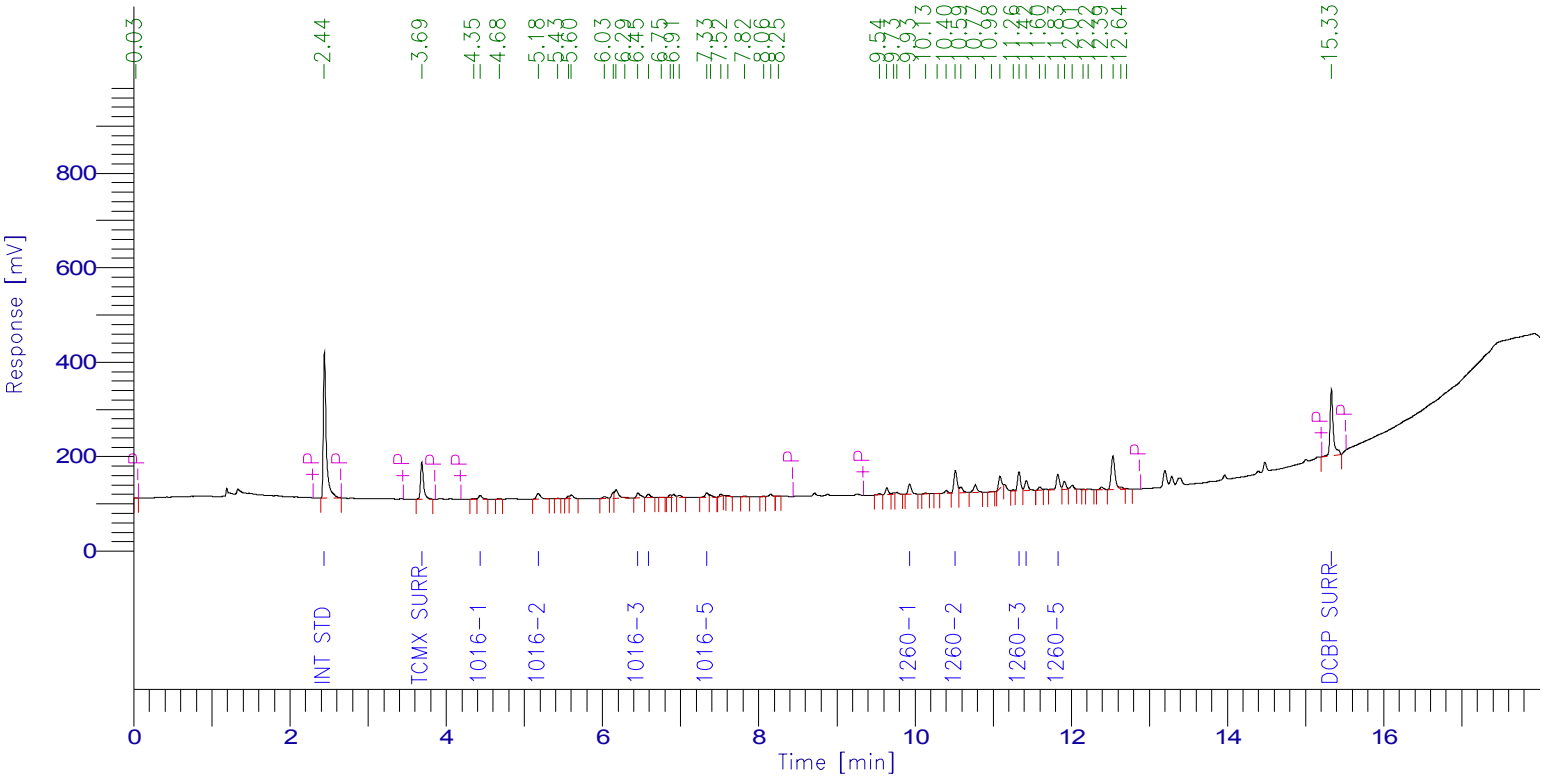

PCB Report

Time [min]	Component Name	Raw Amount	Area [µV·s]	Surrogate SM/WM	Surrogate QC / SL	Spike Rec Soils (%)	Spike Rec Water (%)
2.440	Int Std	100.0000	823357.84	250.0000	100.0000	40.0000	20.0000
3.687	TCMX SURR	21.8820	208890.88	54.7049	21.8820	8.7528	4.3764
4.433	1016-1	104.7776	22534.01	261.9440	104.7776	41.9110	20.9555
5.177	1016-2	118.1612	41716.48	295.4030	118.1612	47.2645	23.6322
6.454	1016-3	100.9686	36793.94	252.4215	100.9686	40.3874	20.1937
6.587	1016-4	87.5711	21754.06	218.9277	87.5711	35.0284	17.5142
7.334	1016-5	127.1685	30187.60	317.9211	127.1685	50.8674	25.4337
9.931	1260-1	115.1726	62094.72	287.9314	115.1726	46.0690	23.0345
10.516	1260-2	114.2629	135925.38	285.6573	114.2629	45.7052	22.8526
11.330	1260-3	104.1777	108207.67	260.4443	104.1777	41.6711	20.8355
11.424	1260-4	98.7708	60854.66	246.9270	98.7708	39.5083	19.7542
11.829	1260-5	109.6539	96510.73	274.1347	109.6539	43.8615	21.9308
15.329	DCBP SURR	25.8077	411575.04	64.5192	25.8077	10.3231	5.1615
		1228.3745	2060403.01				

Client Id: Initial Calibration

Software Version: 4.1<1L22>
Date: 6/19/2017 09:37 AM
Sample Name : mix 50;13i
Data File : E:\TC2017\ECD24\06-JUN\616A012.RAW Date: 6/16/2017 03:51 PM
Sequence File: E:\TC2017\ECD24\06-JUN\PCB.SEQ Cycle: 344 Channel : A
Instrument : AUTO_ECD24 Rack/Vial: 0/0 Operator:
Sample Amount : 1.0000 Dilution Factor : 1.00

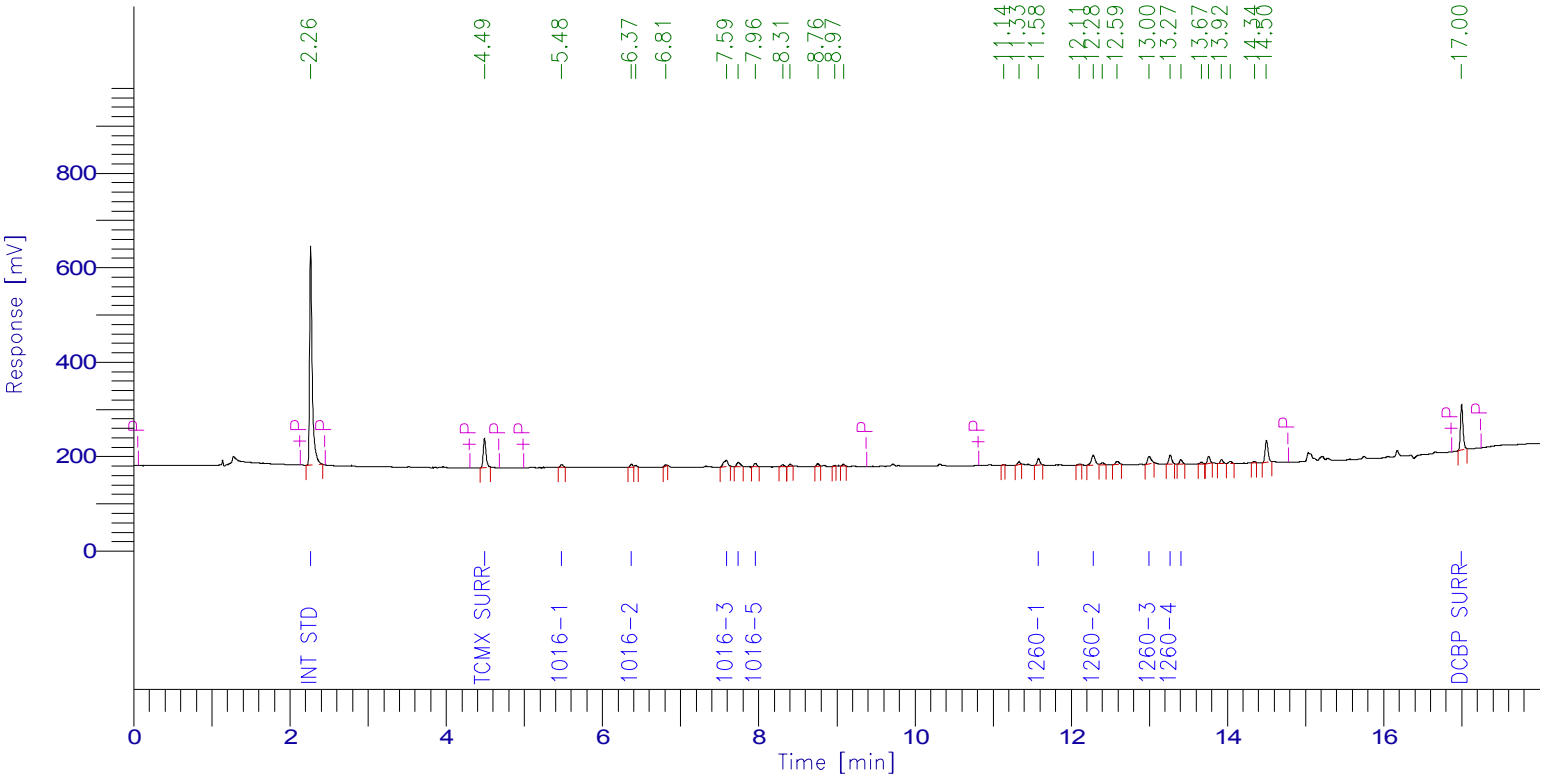

PCB Report

Time [min]	Component Name	Raw Amount	Area [µV·s]	Surrogate SM/WM	Surrogate QC / SL	Spike Rec Soils (%)	Spike Rec Water (%)
2.264	Int Std	100.0000	1051629.76	250.0000	100.0000	40.0000	20.0000
4.489	TCMX SURR	11.9367	148647.20	29.8416	11.9367	4.7747	2.3873
5.479	1016-1	49.0125	13936.48	122.5313	49.0125	19.6050	9.8025
6.369	1016-2	53.7565	15823.06	134.3912	53.7565	21.5026	10.7513
7.586	1016-3	49.2918	52291.12	123.2295	49.2918	19.7167	9.8584
7.736	1016-4	62.4571	29631.60	156.1427	62.4571	24.9828	12.4914
7.955	1016-5	50.0906	18393.28	125.2265	50.0906	20.0362	10.0181
11.580	1260-1	54.6438	34990.40	136.6094	54.6438	21.8575	10.9288
12.283	1260-2	56.0510	70483.51	140.1274	56.0510	22.4204	11.2102
12.997	1260-3	39.3186	48641.20	98.2966	39.3186	15.7275	7.8637
13.267	1260-4	51.1693	49804.96	127.9231	51.1693	20.4677	10.2339
13.403	1260-5	47.5820	23598.08	118.9551	47.5820	19.0328	9.5164
16.997	DCBP SURR	12.1905	213192.80	30.4763	12.1905	4.8762	2.4381
		637.5003	1771063.46				

Client Id: Initial Calibration

Software Version: 4.1<1L22>
Date: 6/19/2017 09:37 AM
Sample Name : mix 50;13i
Data File : E:\TC2017\ECD24\06-JUN\616B012.RAW Date: 6/16/2017 03:51 PM
Sequence File: E:\TC2017\ECD24\06-JUN\PCB.SEQ Cycle: 344 Channel : B
Instrument : AUTO_ECD24 Rack/Vial: 0/0 Operator:
Sample Amount : 1.0000 Dilution Factor : 1.00

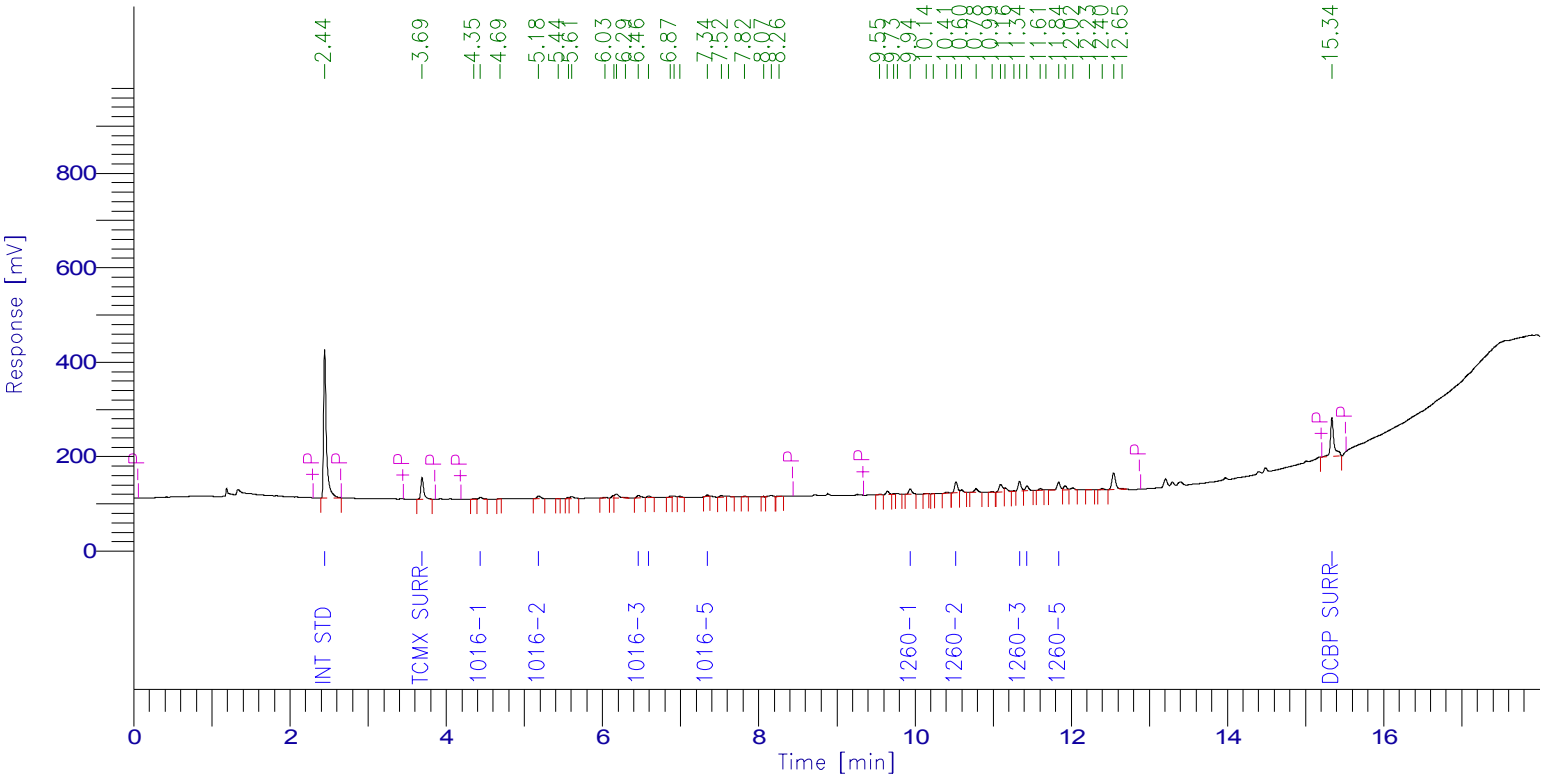

PCB Report

Time [min]	Component Name	Raw Amount	Area [µV·s]	Surrogate SM/WM	Surrogate QC / SL	Spike Rec Soils (%)	Spike Rec Water (%)
2.443	Int Std	100.0000	812400.88	250.0000	100.0000	40.0000	20.0000
3.690	TCMX SURR	12.3775	116586.08	30.9437	12.3775	4.9510	2.4755
4.437	1016-1	51.0230	10827.23	127.5574	51.0230	20.4092	10.2046
5.182	1016-2	54.8563	19109.12	137.1406	54.8563	21.9425	10.9713
6.459	1016-3	51.2167	18415.50	128.0418	51.2167	20.4867	10.2433
6.592	1016-4	41.9336	10278.34	104.8339	41.9336	16.7734	8.3867
7.339	1016-5	32.4073	7590.56	81.0182	32.4073	12.9629	6.4815
9.938	1260-1	56.2245	29909.76	140.5612	56.2245	22.4898	11.2449
10.524	1260-2	57.1832	67119.03	142.9581	57.1832	22.8733	11.4366
11.337	1260-3	54.2375	55585.85	135.5937	54.2375	21.6950	10.8475
11.432	1260-4	46.8182	28461.76	117.0455	46.8182	18.7273	9.3636
11.838	1260-5	59.2067	51416.68	148.0167	59.2067	23.6827	11.8413
15.336	DCBP SURR	17.4938	275274.24	43.7345	17.4938	6.9975	3.4988
		634.9781	1502975.03				

6E

PCB INITIAL CALIBRATION OF SINGLE COMPONENT ANALYTES (FACTORS)

Lab Name: Phoenix Environmental Client: NETC

Lab Code: Phoenix Case No.: SAS No.: SDG No.: GBY54991

Instr ID: ECD29 Levels: 1

GC Col A: ID: (mm) Analysis Dates: 07/13/17 - 07/13/17

Method File: SP1254A

CALIBRATION FACTORS

COMPOUND	Level 1 713A004	Level 2	Level 3	Level 4	Level 5	Level 6	Level 7	Level 8	MEAN	%RSD	*
Aroclor 1254-1	0.055										
Aroclor 1254-2	0.069										
Aroclor 1254-3	0.092										
Aroclor 1254-4	0.082										
Aroclor 1254-5	0.077										
Decachlorobiphenyl	1.614										
Tetrachloro-m-xylene	1.548										

%RSD must be less than or equal 20.0% for all compounds. (*) Criteria exceeded.

FORM VI PCB

6E

PCB INITIAL CALIBRATION OF SINGLE COMPONENT ANALYTES (FACTORS)

Lab Name: Phoenix Environmental Client: NETC

Lab Code: Phoenix Case No.: SAS No.: SDG No.: GBY54991

Instr ID: ECD29 Levels: 1

GC Col A: ID: (mm) Analysis Dates: 07/13/17 - 07/13/17

Method File: SP1254B

CALIBRATION FACTORS

COMPOUND	Level 1 713B004	Level 2	Level 3	Level 4	Level 5	Level 6	Level 7	Level 8	MEAN	%RSD	*
Aroclor 1254-1	0.067										
Aroclor 1254-2	0.073										
Aroclor 1254-3	0.108										
Aroclor 1254-4	0.064										
Aroclor 1254-5	0.105										
Decachlorobiphenyl	1.320										
Tetrachloro-m-xylene	1.547										

%RSD must be less than or equal 20.0% for all compounds. (*) Criteria exceeded.

FORM VI PCB

Software Version: 4.1<1L22>
Date: 7/13/2017 08:04 AM
Sample Name : 1254 1221;14t
Data File   : E:\TC2017\ECD29\07-JUL\713A004.RAW   Date: 7/13/2017 07:38 AM
Sequence File: E:\TC2017\ECD29\07-JUL\PCB_SEQ.SEQ   Cycle: 239   Channel : A
Instrument   : AUTO_ECD29   Rack/Vial: 0/0   Operator:
Sample Amount   : 1.0000   Dilution Factor : 1.00

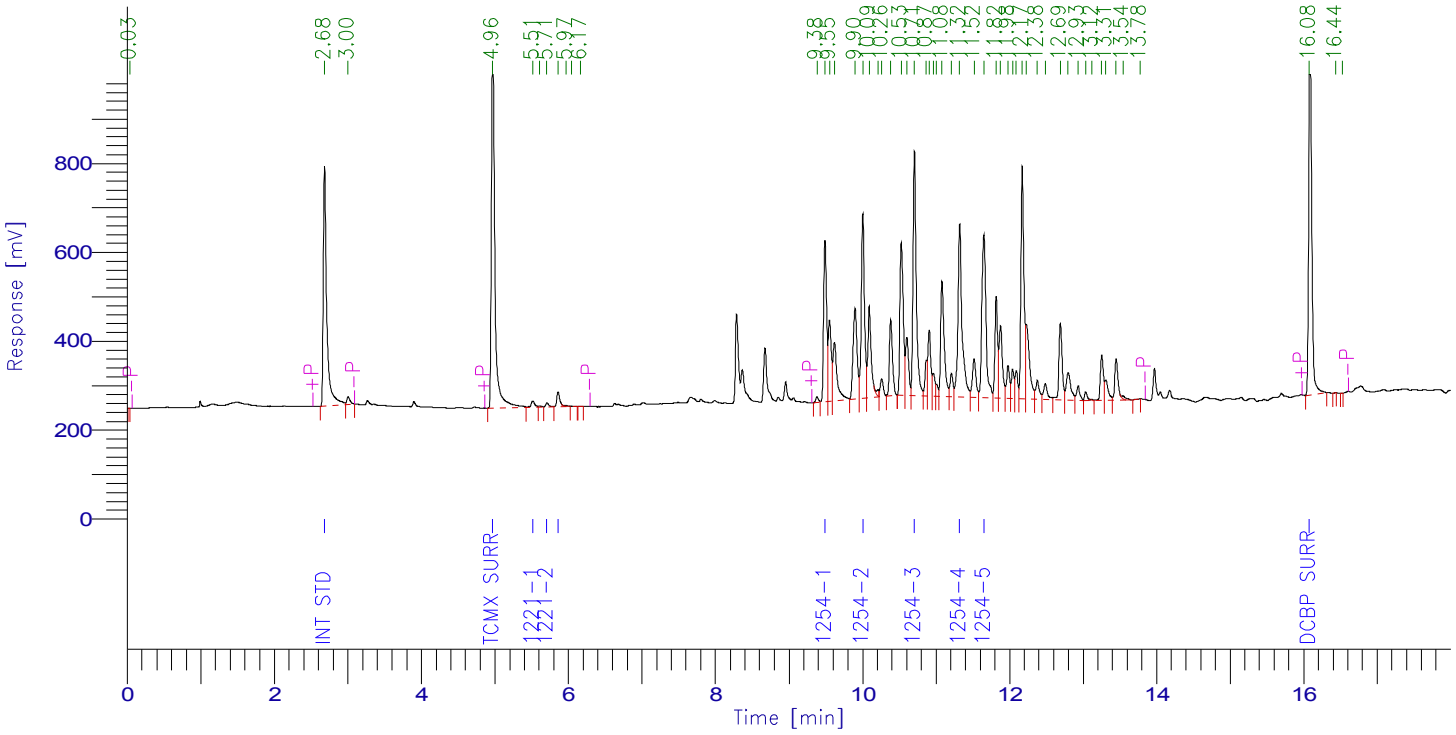

PCB Report

Time [min]	Component Name	Raw Amount	Area [µV·s]	Surrogate SM/WM	Surrogate QC / SL	Spike Rec Soils (%)	Spike Rec Water (%)
2.681	Int Std	100.0000	1828919.89	250.0000	100.0000	40.0000	20.0000
4.964	TCMX SURR	95.0121	2690473.44	237.5302	95.0121	38.0048	19.0024
5.514	1221-1	100.0000	50278.23	250.0000	100.0000	40.0000	20.0000
5.707	1221-2	100.0000	30367.53	250.0000	100.0000	40.0000	20.0000
5.858	1221-3	100.0000	105823.37	250.0000	100.0000	40.0000	20.0000
9.488	1254-1	1000.0000	1011941.60	2500.0000	1000.0000	400.0000	200.0000
10.002	1254-2	1000.0000	1261868.12	2500.0000	1000.0000	400.0000	200.0000
10.705	1254-3	1000.0000	1681844.05	2500.0000	1000.0000	400.0000	200.0000
11.319	1254-4	1000.0000	1505843.10	2500.0000	1000.0000	400.0000	200.0000
11.650	1254-5	1000.0000	1409726.07	2500.0000	1000.0000	400.0000	200.0000
16.079	DCBP SURR	76.4395	2256400.00	191.0988	76.4395	30.5758	15.2879
		5571.4516	13833485.40				

Software Version: 4.1<1L22>
Date: 7/13/2017 08:05 AM
Sample Name : 1254 1221;14t
Data File   : E:\TC2017\ECD29\07-JUL\713B004.RAW   Date: 7/13/2017 07:38 AM
Sequence File: E:\TC2017\ECD29\07-JUL\PCB_SEQ.SEQ   Cycle: 239   Channel : B
Instrument   : AUTO_ECD29   Rack/Vial: 0/0   Operator:
Sample Amount   : 1.0000   Dilution Factor : 1.00

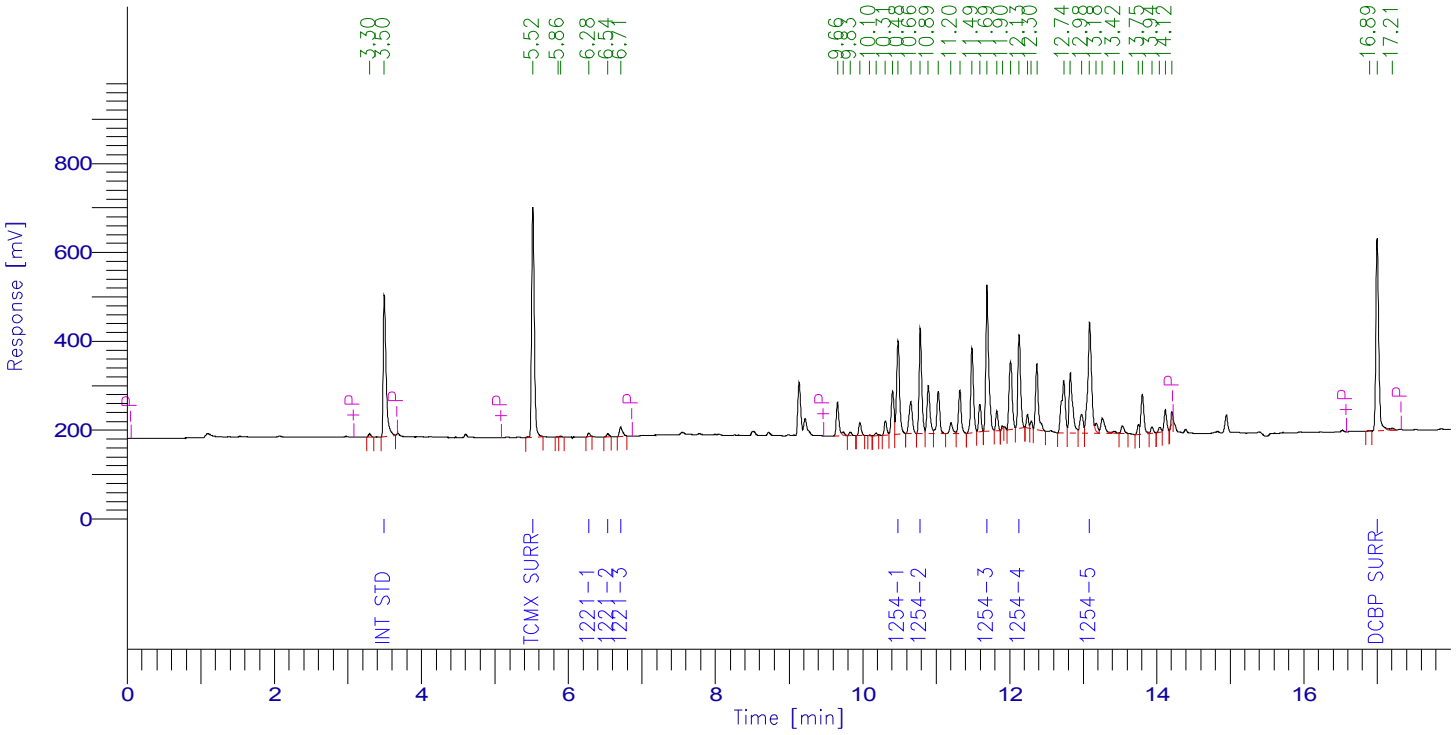

PCB Report

Time [min]	Component Name	Raw Amount	Area [µV·s]	Surrogate SM/WM	Surrogate QC / SL	Spike Rec Soils (%)	Spike Rec Water (%)
3.496	Int Std	100.0000	852920.16	250.0000	100.0000	40.0000	20.0000
5.515	TCMX SURR	95.7736	1263374.40	239.4339	95.7736	38.3094	19.1547
6.277	1221-1	100.0000	17630.40	250.0000	100.0000	40.0000	20.0000
6.535	1221-2	100.0000	16283.12	250.0000	100.0000	40.0000	20.0000
6.710	1221-3	100.0000	61192.64	250.0000	100.0000	40.0000	20.0000
10.482	1254-1	1000.0000	574152.33	2500.0000	1000.0000	400.0000	200.0000
10.785	1254-2	1000.0000	618840.42	2500.0000	1000.0000	400.0000	200.0000
11.692	1254-3	1000.0000	919592.13	2500.0000	1000.0000	400.0000	200.0000
12.128	1254-4	1000.0000	547769.69	2500.0000	1000.0000	400.0000	200.0000
13.089	1254-5	1000.0000	894555.43	2500.0000	1000.0000	400.0000	200.0000
16.998	DCBP SURR	101.8702	1146996.92	254.6754	101.8702	40.7481	20.3740
		5597.6437	6913307.64				

Software Version: 4.1<1L22>
Date: 9/7/2016 03:10 PM
Sample Name : 1221 1000
Data File : E:\TC2015\ECD24\06-JUN\618A029.RAW Date: 6/18/2015 09:00 PM
Sequence File: E:\TC2015\ECD24\06-JUN\PCB.SEQ Cycle: 369 Channel : A
Instrument : AUTO_ECD24 Rack/Vial: 0/0 Operator:
Sample Amount : 1.0000 Dilution Factor : 1.00

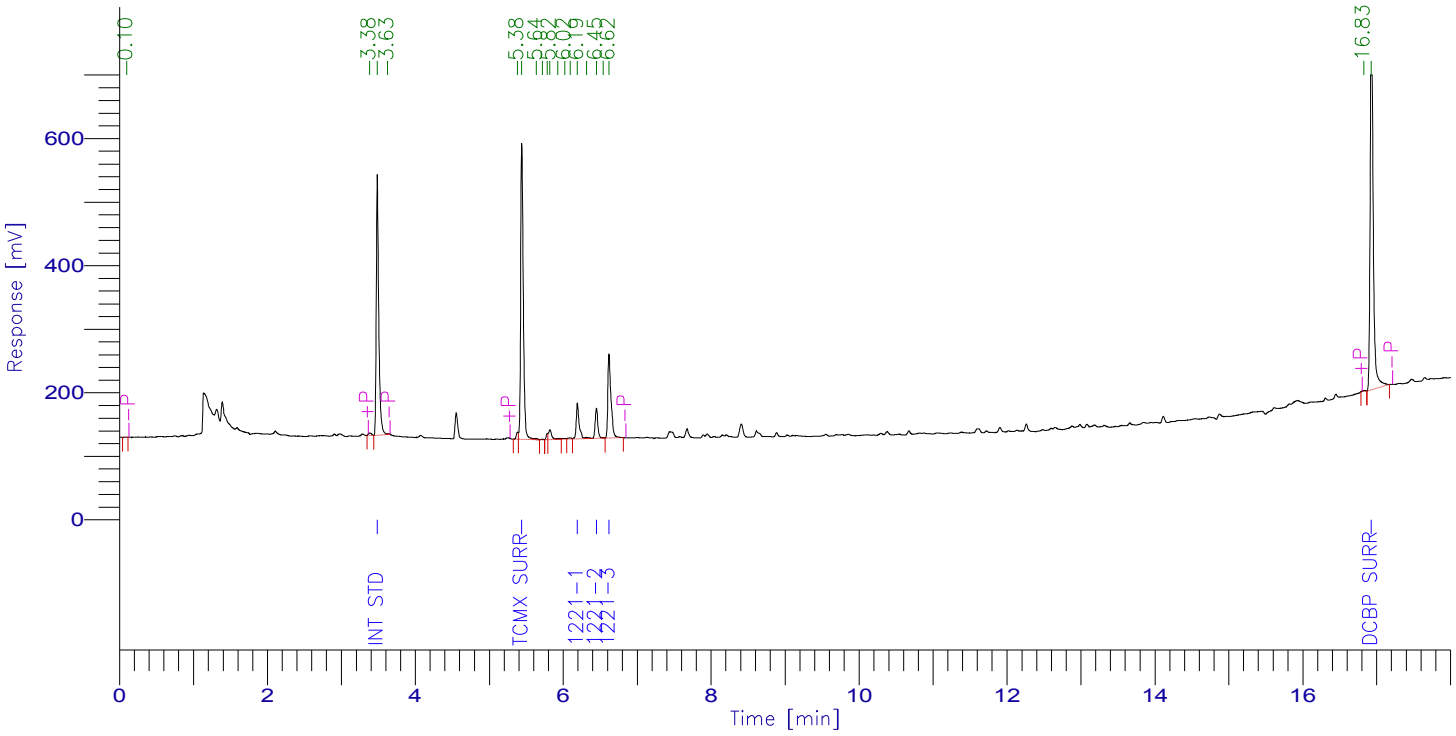

PCB Report

Time [min]	Component Name	Raw Amount	Area [µV·s]	Surrogate SM/WM	Surrogate QC / SL	Spike Rec Soils (%)	Spike Rec Water (%)
3.486	Int Std	100.0000	964948.32	250.0000	100.0000	40.0000	20.0000
5.440	TCMX SURR	100.0000	1145680.46	250.0000	100.0000	40.0000	20.0000
6.192	1221-1	1000.0000	157526.55	2500.0000	1000.0000	400.0000	200.0000
6.448	1221-2	1000.0000	120315.78	2500.0000	1000.0000	400.0000	200.0000
6.619	1221-3	1000.0000	392096.86	2500.0000	1000.0000	400.0000	200.0000
16.927	DCBP SURR	100.0000	1801049.12	250.0000	100.0000	40.0000	20.0000
		3300.0000	4581617.09				

Software Version: 4.1<1L22>
Date: 9/7/2016 03:18 PM
Sample Name : 1221 1000
Data File : E:\TC2015\ECD24\06-JUN\618B029.RAW Date: 6/18/2015 09:00 PM
Sequence File: E:\TC2015\ECD24\06-JUN\PCB.SEQ Cycle: 369 Channel : B
Instrument : AUTO_ECD24 Rack/Vial: 0/0 Operator:
Sample Amount : 1.0000 Dilution Factor : 1.00

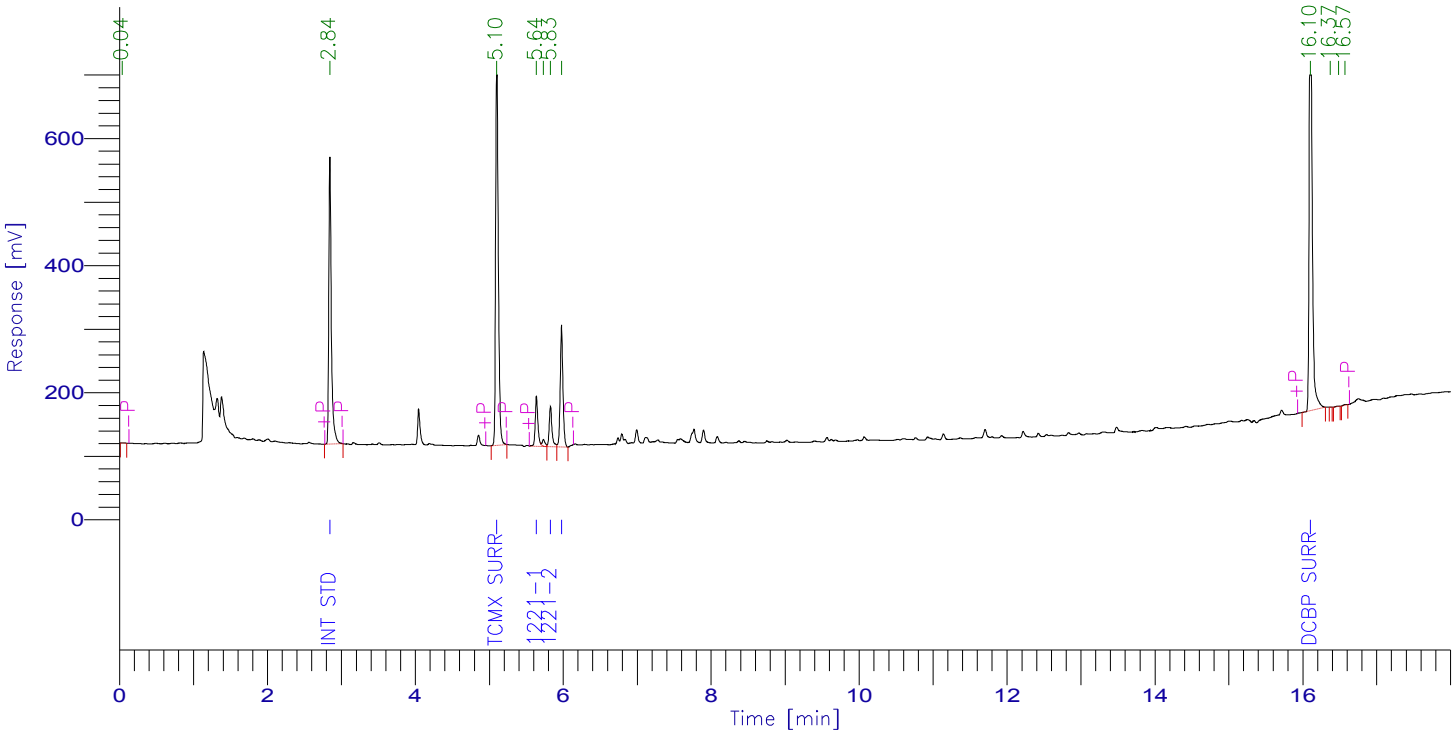

PCB Report

Time [min]	Component Name	Raw Amount	Area [µV·s]	Surrogate SM/WM	Surrogate QC / SL	Spike Rec Soils (%)	Spike Rec Water (%)
2.844	Int Std	100.0000	1086912.48	250.0000	100.0000	40.0000	20.0000
5.102	TCMX SURR	100.0000	1523483.84	250.0000	100.0000	40.0000	20.0000
5.638	1221-1	1000.0000	206138.62	2500.0000	1000.0000	400.0000	200.0000
5.827	1221-2	1000.0000	166116.43	2500.0000	1000.0000	400.0000	200.0000
5.977	1221-3	1000.0000	493227.19	2500.0000	1000.0000	400.0000	200.0000
16.103	DCBP SURR	100.0000	1942433.12	250.0000	100.0000	40.0000	20.0000
		3300.0000	5418311.68				

Software Version: 4.1<1L22>
Date: 9/7/2016 03:12 PM
Sample Name : 1232 1000
Data File : E:\TC2015\ECD24\06-JUN\618A030.RAW Date: 6/18/2015 09:23 PM
Sequence File: E:\TC2015\ECD24\06-JUN\PCB.SEQ Cycle: 370 Channel : A
Instrument : AUTO_ECD24 Rack/Vial: 0/0 Operator:
Sample Amount : 1.0000 Dilution Factor : 1.00

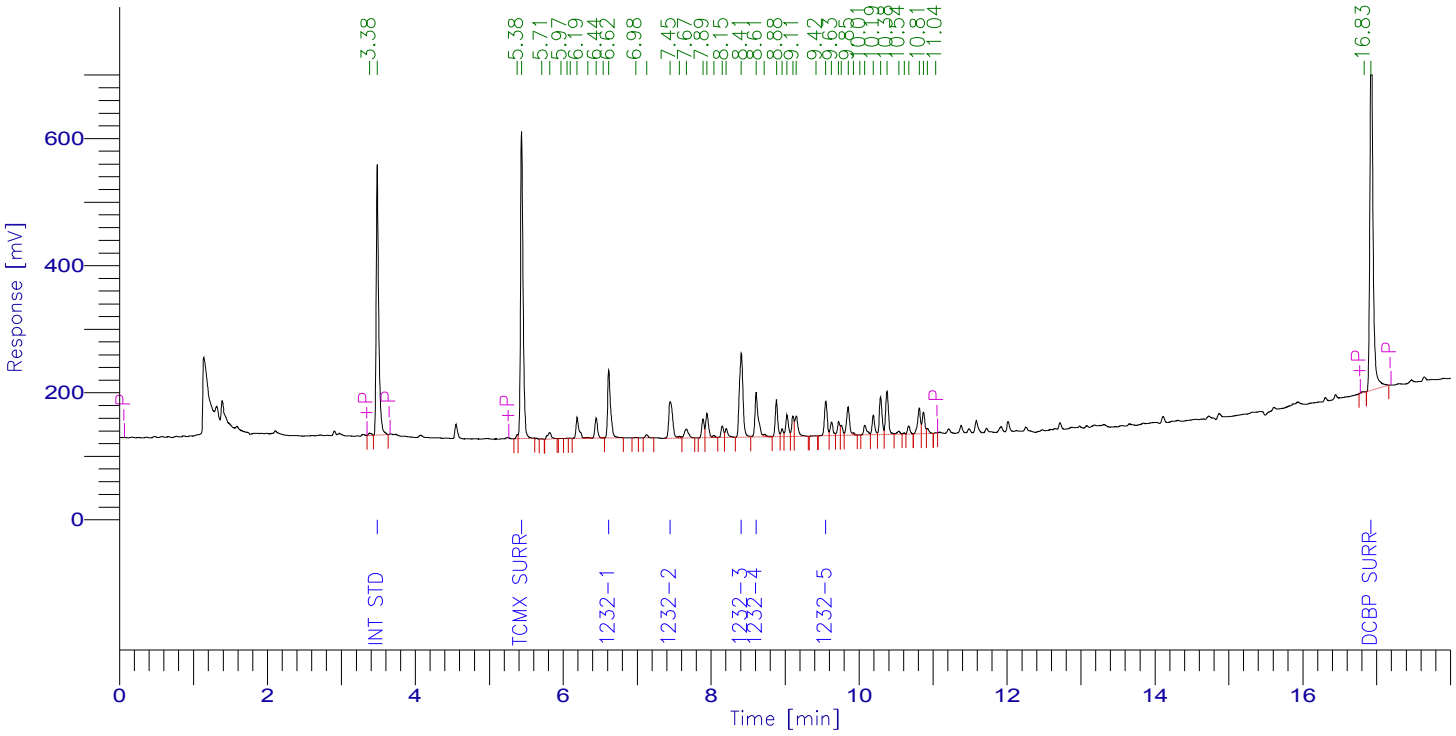

PCB Report

Time [min]	Component Name	Raw Amount	Area [µV·s]	Surrogate SM/WM	Surrogate QC / SL	Spike Rec Soils (%)	Spike Rec Water (%)
3.485	Int Std	100.0000	1013963.38	250.0000	100.0000	40.0000	20.0000
5.438	TCMX SURR	100.0000	1178221.92	250.0000	100.0000	40.0000	20.0000
6.616	1232-1	1000.0000	300543.87	2500.0000	1000.0000	400.0000	200.0000
7.446	1232-2	1000.0000	212913.80	2500.0000	1000.0000	400.0000	200.0000
8.408	1232-3	1000.0000	449612.28	2500.0000	1000.0000	400.0000	200.0000
8.608	1232-4	1000.0000	223137.93	2500.0000	1000.0000	400.0000	200.0000
9.549	1232-5	1000.0000	136737.44	2500.0000	1000.0000	400.0000	200.0000
16.924	DCBP SURR	100.0000	1842865.12	250.0000	100.0000	40.0000	20.0000
		5300.0000	5357995.74				

Software Version: 4.1<1L22>
Date: 9/7/2016 03:19 PM
Sample Name : 1232 1000
Data File : E:\TC2015\ECD24\06-JUN\618B030.RAW Date: 6/18/2015 09:23 PM
Sequence File: E:\TC2015\ECD24\06-JUN\PCB.SEQ Cycle: 370 Channel : B
Instrument : AUTO_ECD24 Rack/Vial: 0/0 Operator:
Sample Amount : 1.0000 Dilution Factor : 1.00

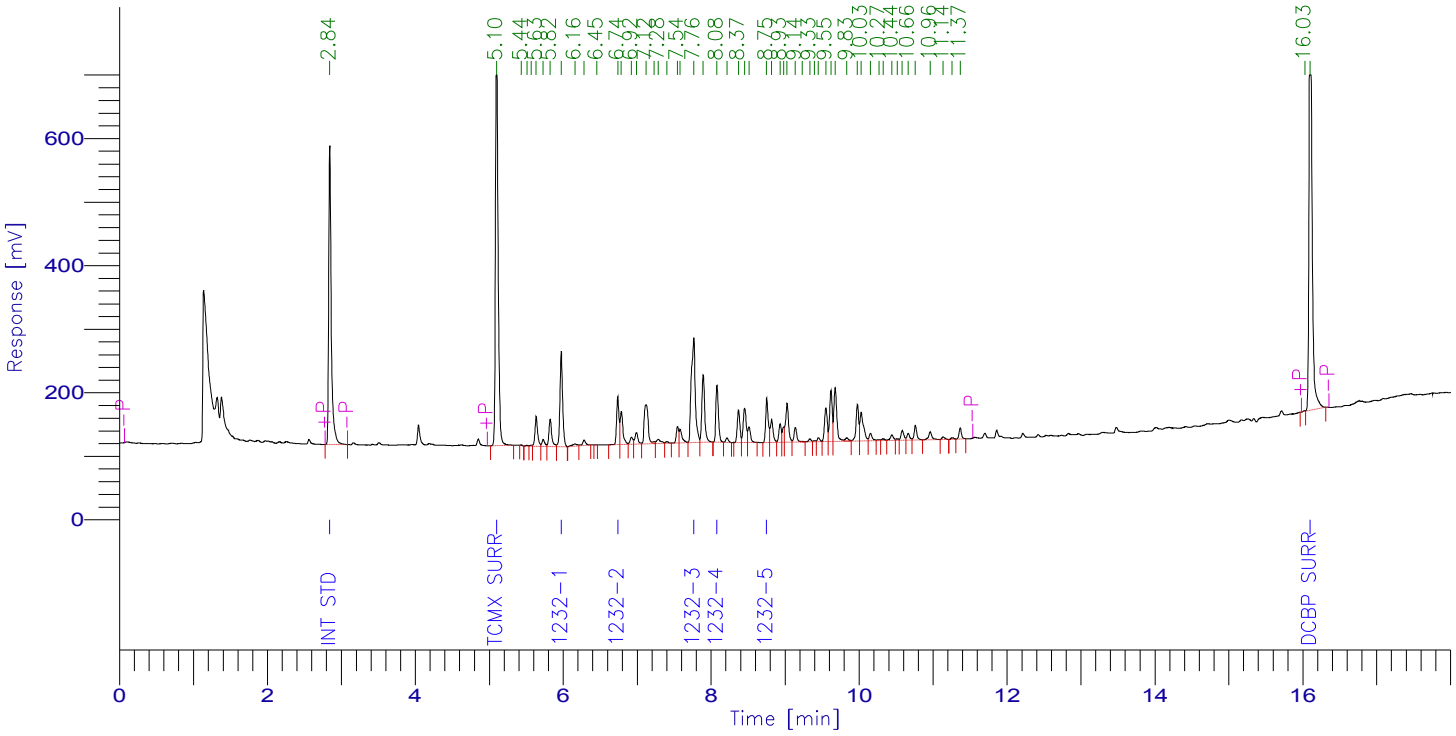

PCB Report

Time [min]	Component Name	Raw Amount	Area [µV·s]	Surrogate SM/WM	Surrogate QC / SL	Spike Rec Soils (%)	Spike Rec Water (%)
2.842	Int Std	100.0000	1138206.24	250.0000	100.0000	40.0000	20.0000
5.100	TCMX SURR	100.0000	1570203.52	250.0000	100.0000	40.0000	20.0000
5.973	1232-1	1000.0000	381431.39	2500.0000	1000.0000	400.0000	200.0000
6.737	1232-2	1000.0000	176727.68	2500.0000	1000.0000	400.0000	200.0000
7.764	1232-3	1000.0000	617429.50	2500.0000	1000.0000	400.0000	200.0000
8.079	1232-4	1000.0000	211351.96	2500.0000	1000.0000	400.0000	200.0000
8.752	1232-5	1000.0000	173172.46	2500.0000	1000.0000	400.0000	200.0000
16.101	DCBP SURR	100.0000	1973130.03	250.0000	100.0000	40.0000	20.0000
		5300.0000	6241652.79				

Software Version: 4.1<1L22>
Date: 9/7/2016 03:13 PM
Sample Name : 1242 1000
Data File : E:\TC2015\ECD24\06-JUN\618A031.RAW Date: 6/18/2015 09:47 PM
Sequence File: E:\TC2015\ECD24\06-JUN\PCB.SEQ Cycle: 371 Channel : A
Instrument : AUTO_ECD24 Rack/Vial: 0/0 Operator:
Sample Amount : 1.0000 Dilution Factor : 1.00

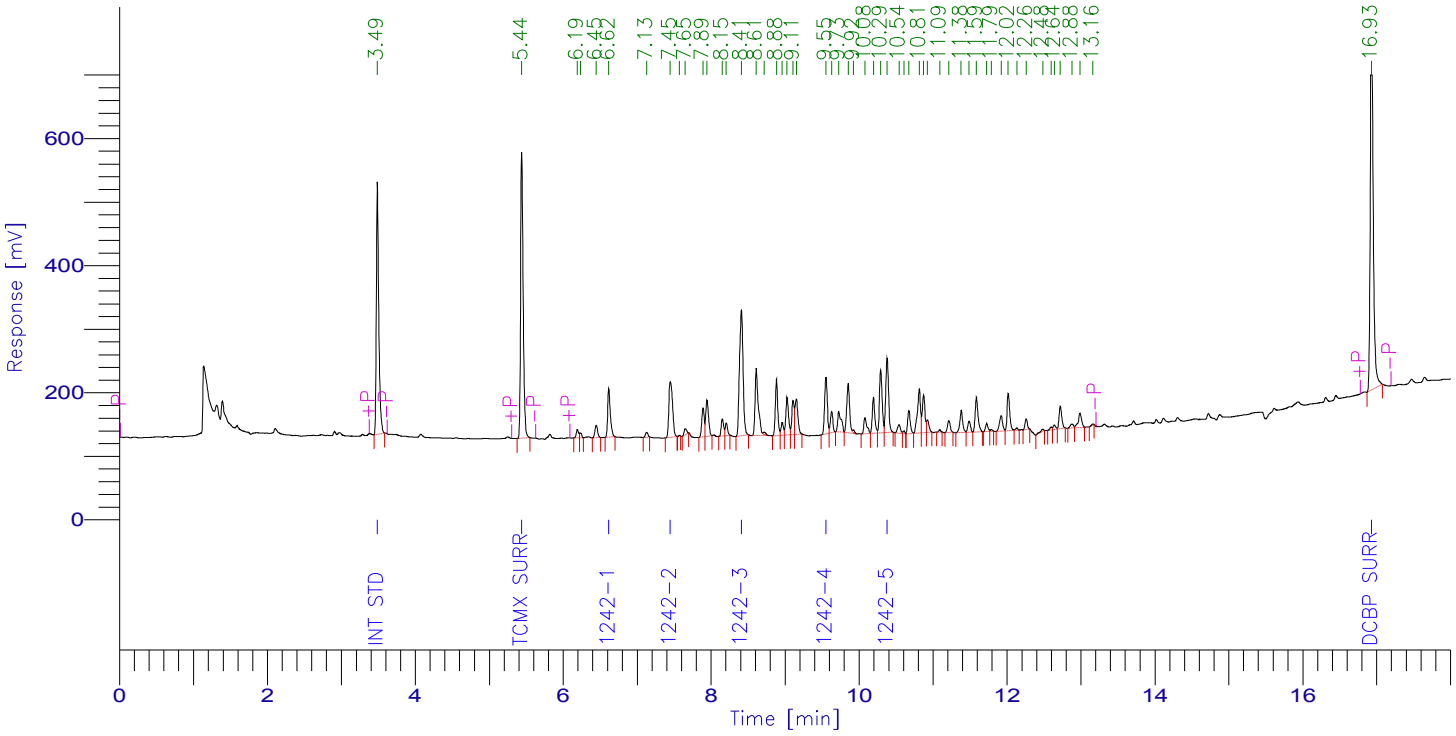

PCB Report

Time [min]	Component Name	Raw Amount	Area [µV·s]	Surrogate SM/WM	Surrogate QC / SL	Spike Rec Soils (%)	Spike Rec Water (%)
3.486	Int Std	100.0000	922740.80	250.0000	100.0000	40.0000	20.0000
5.439	TCMX SURR	100.0000	1087080.48	250.0000	100.0000	40.0000	20.0000
6.616	1242-1	1000.0000	192587.36	2500.0000	1000.0000	400.0000	200.0000
7.448	1242-2	1000.0000	305298.56	2500.0000	1000.0000	400.0000	200.0000
8.410	1242-3	1000.0000	663993.20	2500.0000	1000.0000	400.0000	200.0000
9.551	1242-4	1000.0000	218609.82	2500.0000	1000.0000	400.0000	200.0000
10.378	1242-5	1000.0000	298783.52	2500.0000	1000.0000	400.0000	200.0000
16.928	DCBP SURR	100.0000	1713316.80	250.0000	100.0000	40.0000	20.0000
		5300.0000	5402410.54				

Software Version: 4.1<1L22>
Date: 9/7/2016 03:21 PM
Sample Name : 1242 1000
Data File : E:\TC2015\ECD24\06-JUN\618B031.RAW Date: 6/18/2015 09:47 PM
Sequence File: E:\TC2015\ECD24\06-JUN\PCB.SEQ Cycle: 371 Channel : B
Instrument : AUTO_ECD24 Rack/Vial: 0/0 Operator:
Sample Amount : 1.0000 Dilution Factor : 1.00

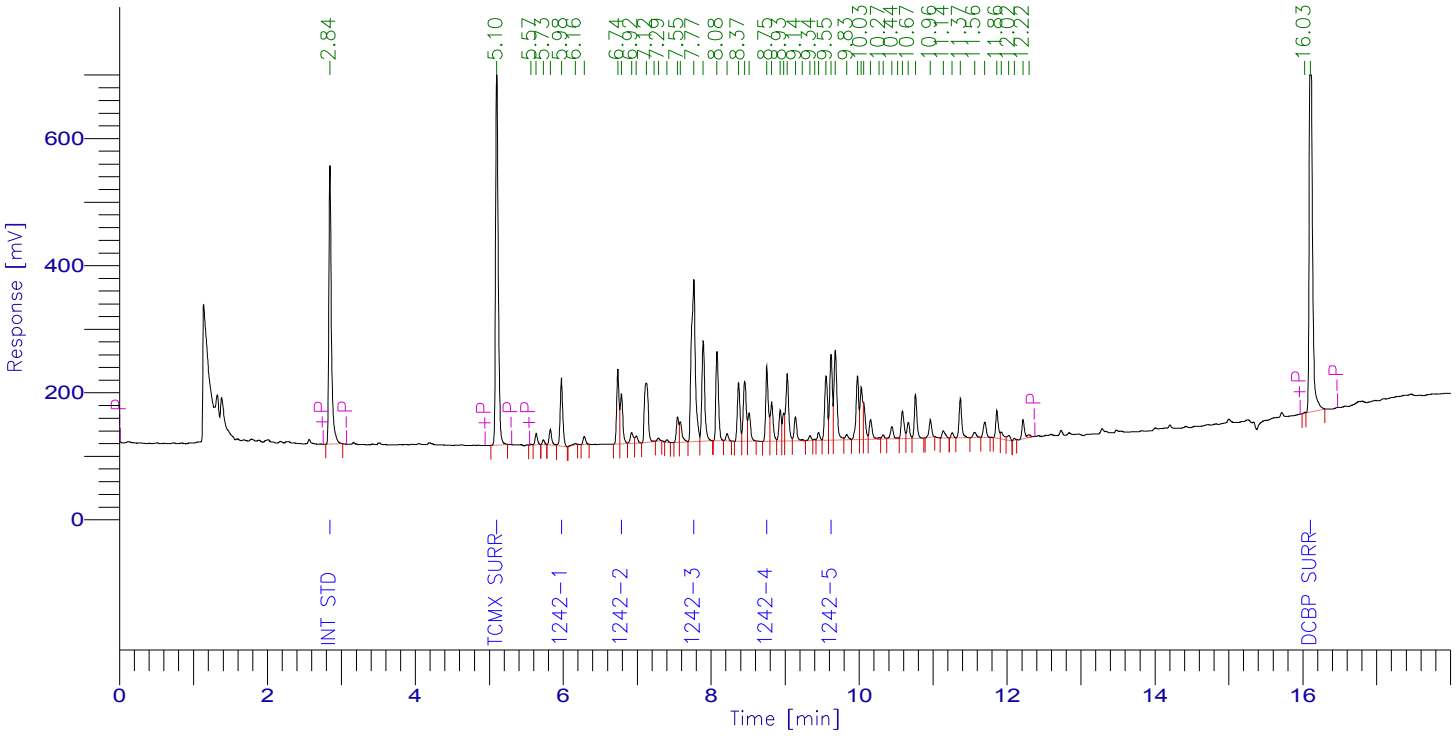

PCB Report

Time [min]	Component Name	Raw Amount	Area [µV·s]	Surrogate SM/WM	Surrogate QC / SL	Spike Rec Soils (%)	Spike Rec Water (%)
2.844	Int Std	100.0000	1060454.48	250.0000	100.0000	40.0000	20.0000
5.101	TCMX SURR	100.0000	1455956.16	250.0000	100.0000	40.0000	20.0000
5.975	1242-1	1000.0000	263248.84	2500.0000	1000.0000	400.0000	200.0000
6.786	1242-2	1000.0000	187553.58	2500.0000	1000.0000	400.0000	200.0000
7.765	1242-3	1000.0000	958538.75	2500.0000	1000.0000	400.0000	200.0000
8.752	1242-4	1000.0000	299646.96	2500.0000	1000.0000	400.0000	200.0000
9.620	1242-5	1000.0000	331405.32	2500.0000	1000.0000	400.0000	200.0000
16.104	DCBP SURR	100.0000	1883143.08	250.0000	100.0000	40.0000	20.0000
		5300.0000	6439947.17				

Software Version: 4.1<1L22>
Date: 9/7/2016 03:15 PM
Sample Name : 1248 1000
Data File : E:\TC2015\ECD24\06-JUN\618A032.RAW Date: 6/18/2015 10:10 PM
Sequence File: E:\TC2015\ECD24\06-JUN\PCB.SEQ Cycle: 372 Channel : A
Instrument : AUTO_ECD24 Rack/Vial: 0/0 Operator:
Sample Amount : 1.0000 Dilution Factor : 1.00

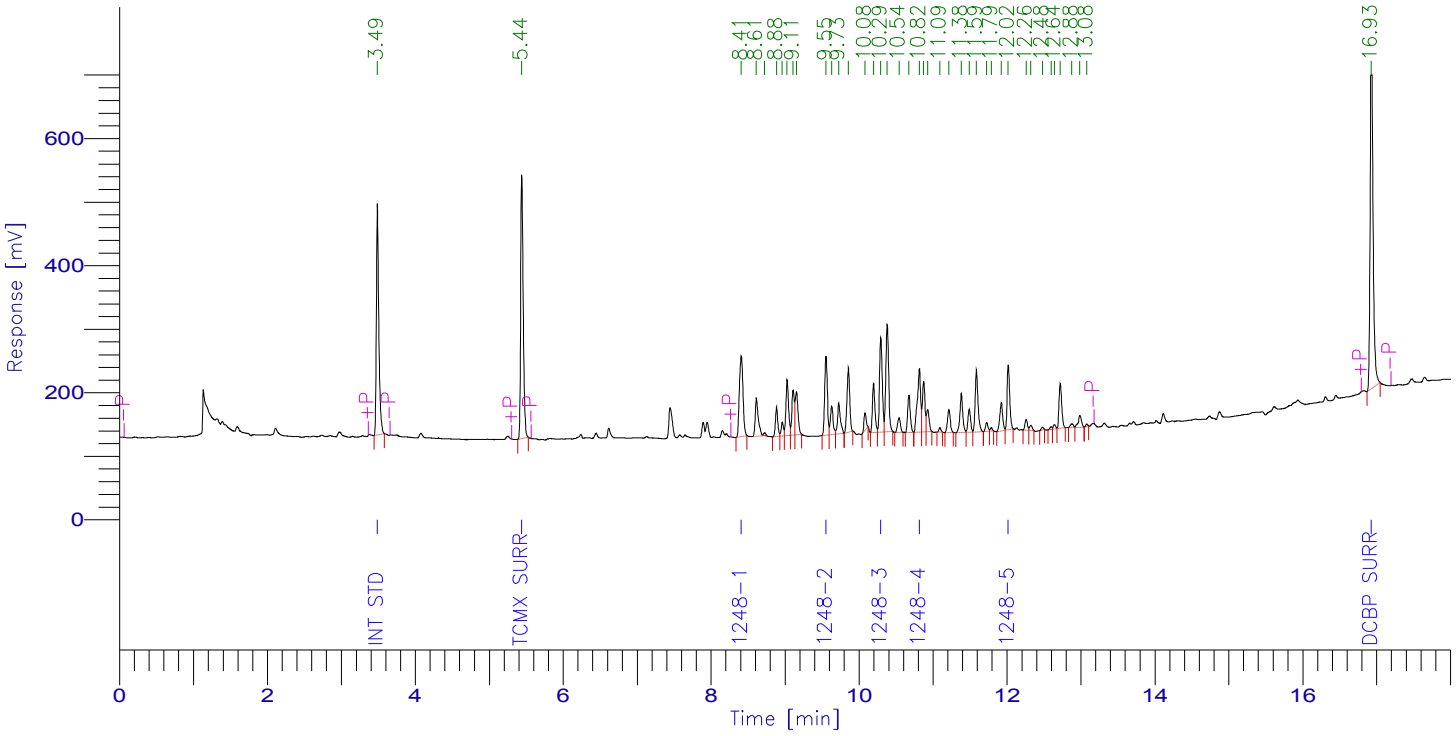

PCB Report

Time [min]	Component Name	Raw Amount	Area [µV·s]	Surrogate SM/WM	Surrogate QC / SL	Spike Rec Soils (%)	Spike Rec Water (%)
3.487	Int Std	100.0000	846378.08	250.0000	100.0000	40.0000	20.0000
5.440	TCMX SURR	100.0000	988644.48	250.0000	100.0000	40.0000	20.0000
8.408	1248-1	1000.0000	429994.08	2500.0000	1000.0000	400.0000	200.0000
9.551	1248-2	1000.0000	307425.41	2500.0000	1000.0000	400.0000	200.0000
10.294	1248-3	1000.0000	373557.88	2500.0000	1000.0000	400.0000	200.0000
10.815	1248-4	1000.0000	309330.54	2500.0000	1000.0000	400.0000	200.0000
12.017	1248-5	1000.0000	246555.66	2500.0000	1000.0000	400.0000	200.0000
16.927	DCBP SURR	100.0000	1558733.04	250.0000	100.0000	40.0000	20.0000
		5300.0000	5060619.17				

Software Version: 4.1<1L22>
Date: 9/7/2016 03:22 PM
Sample Name : 1248 1000
Data File : E:\TC2015\ECD24\06-JUN\618B032.RAW Date: 6/18/2015 10:10 PM
Sequence File: E:\TC2015\ECD24\06-JUN\PCB.SEQ Cycle: 372 Channel : B
Instrument : AUTO_ECD24 Rack/Vial: 0/0 Operator:
Sample Amount : 1.0000 Dilution Factor : 1.00

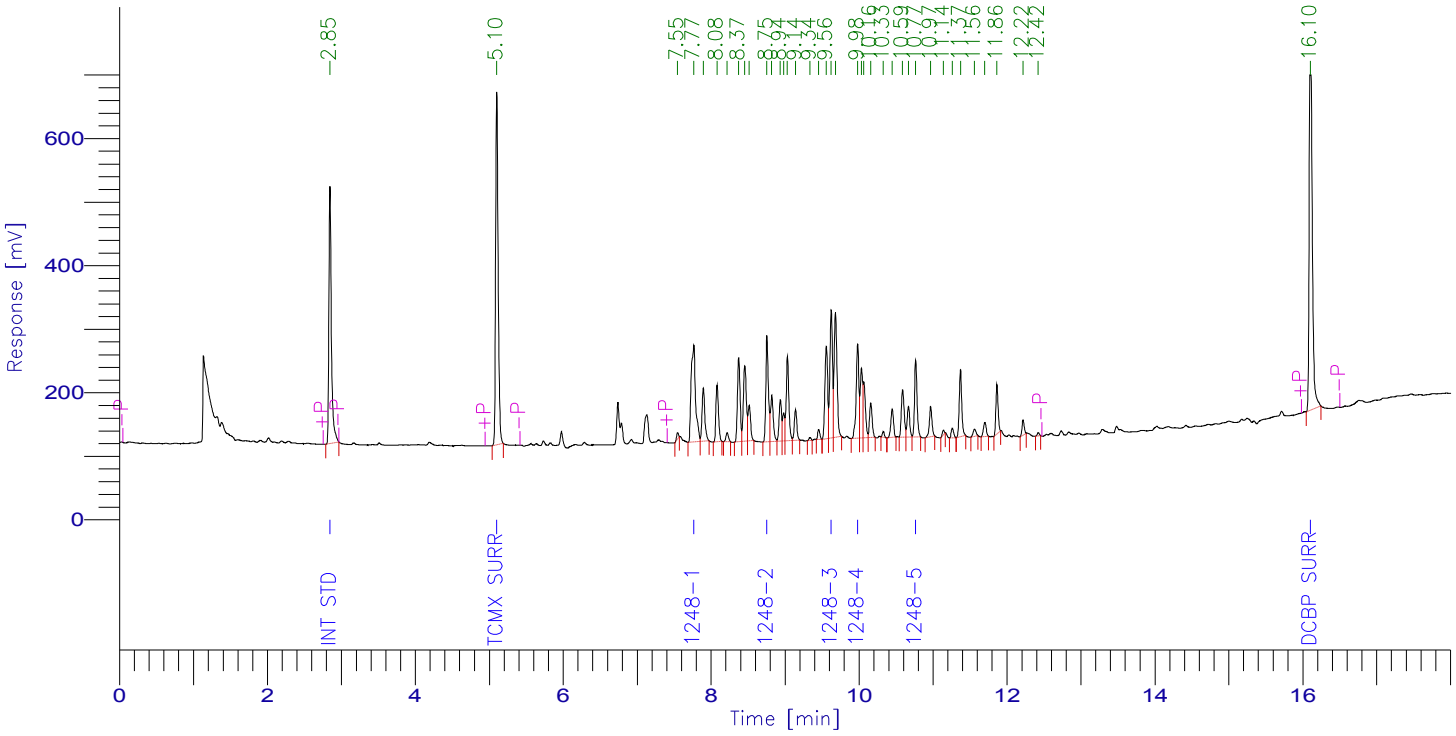

PCB Report

Time [min]	Component Name	Raw Amount	Area [µV·s]	Surrogate SM/WM	Surrogate QC / SL	Spike Rec Soils (%)	Spike Rec Water (%)
2.845	Int Std	100.0000	961758.00	250.0000	100.0000	40.0000	20.0000
5.102	TCMX SURR	100.0000	1301249.52	250.0000	100.0000	40.0000	20.0000
7.765	1248-1	1000.0000	628002.31	2500.0000	1000.0000	400.0000	200.0000
8.754	1248-2	1000.0000	419217.41	2500.0000	1000.0000	400.0000	200.0000
9.622	1248-3	1000.0000	479242.62	2500.0000	1000.0000	400.0000	200.0000
9.980	1248-4	1000.0000	384655.95	2500.0000	1000.0000	400.0000	200.0000
10.765	1248-5	1000.0000	287791.01	2500.0000	1000.0000	400.0000	200.0000
16.104	DCBP SURR	100.0000	1718862.96	250.0000	100.0000	40.0000	20.0000
		5300.0000	6180779.77				

Software Version: 4.1<1L22>
Date: 9/7/2016 03:15 PM
Sample Name : 1254 1000
Data File : E:\TC2015\ECD24\06-JUN\618A033.RAW Date: 6/18/2015 10:33 PM
Sequence File: E:\TC2015\ECD24\06-JUN\PCB.SEQ Cycle: 373 Channel : A
Instrument : AUTO_ECD24 Rack/Vial: 0/0 Operator:
Sample Amount : 1.0000 Dilution Factor : 1.00

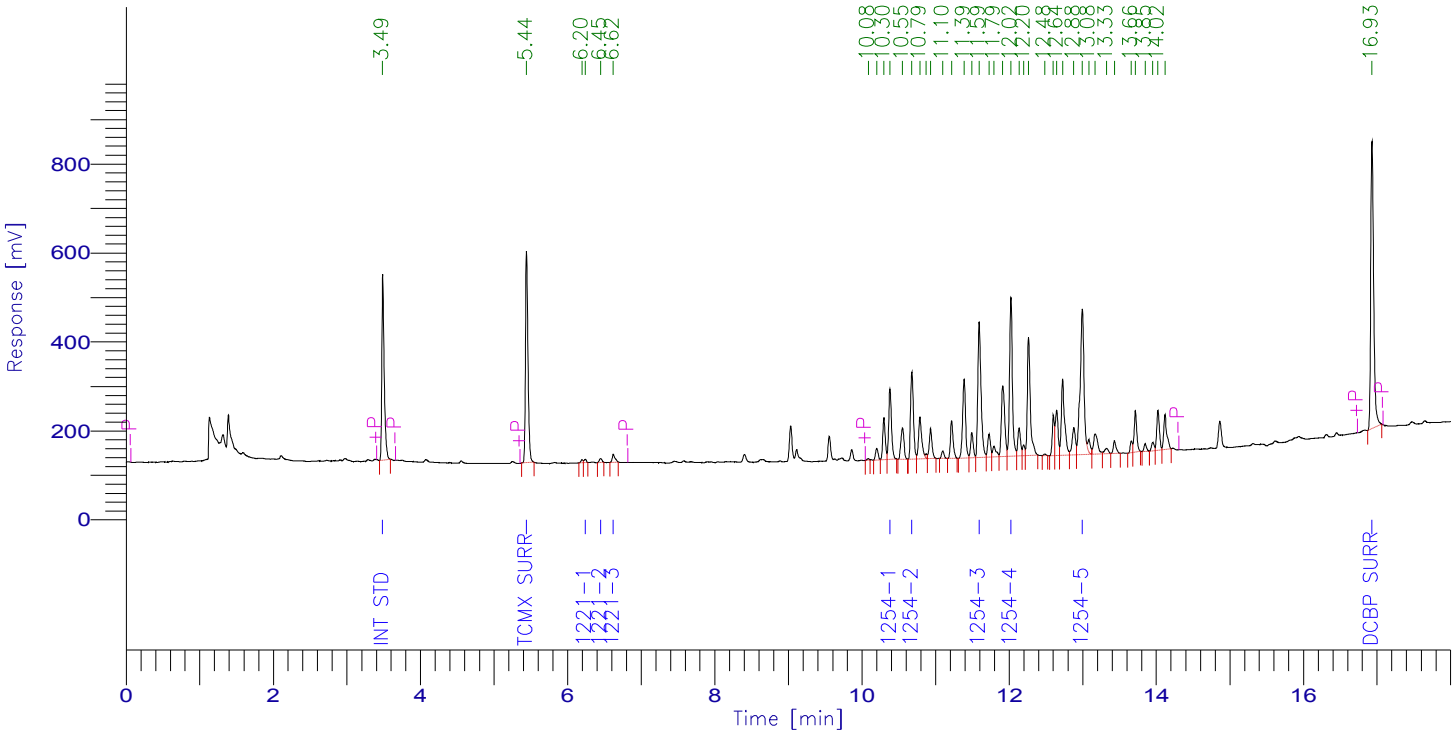

PCB Report

Time [min]	Component Name	Raw Amount	Area [µV·s]	Surrogate SM/WM	Surrogate QC / SL	Spike Rec Soils (%)	Spike Rec Water (%)
3.488	Int Std	100.0000	965592.16	250.0000	100.0000	40.0000	20.0000
5.442	TCMX SURR	100.0000	1135357.12	250.0000	100.0000	40.0000	20.0000
6.238	1221-1	100.0000	14636.37	250.0000	100.0000	40.0000	20.0000
6.447	1221-2	100.0000	21067.04	250.0000	100.0000	40.0000	20.0000
6.620	1221-3	100.0000	48752.32	250.0000	100.0000	40.0000	20.0000
10.380	1254-1	1000.0000	424119.70	2500.0000	1000.0000	400.0000	200.0000
10.677	1254-2	1000.0000	526300.87	2500.0000	1000.0000	400.0000	200.0000
11.591	1254-3	1000.0000	913709.82	2500.0000	1000.0000	400.0000	200.0000
12.022	1254-4	1000.0000	954486.28	2500.0000	1000.0000	400.0000	200.0000
12.992	1254-5	1000.0000	1223416.83	2500.0000	1000.0000	400.0000	200.0000
16.930	DCBP SURR	100.0000	1767776.88	250.0000	100.0000	40.0000	20.0000
		5600.0000	7995215.40				

Software Version: 4.1<1L22>
Date: 9/7/2016 03:22 PM
Sample Name : 1254 1000
Data File : E:\TC2015\ECD24\06-JUN\618B033.RAW Date: 6/18/2015 10:33 PM
Sequence File: E:\TC2015\ECD24\06-JUN\PCB.SEQ Cycle: 373 Channel : B
Instrument : AUTO_ECD24 Rack/Vial: 0/0 Operator:
Sample Amount : 1.0000 Dilution Factor : 1.00

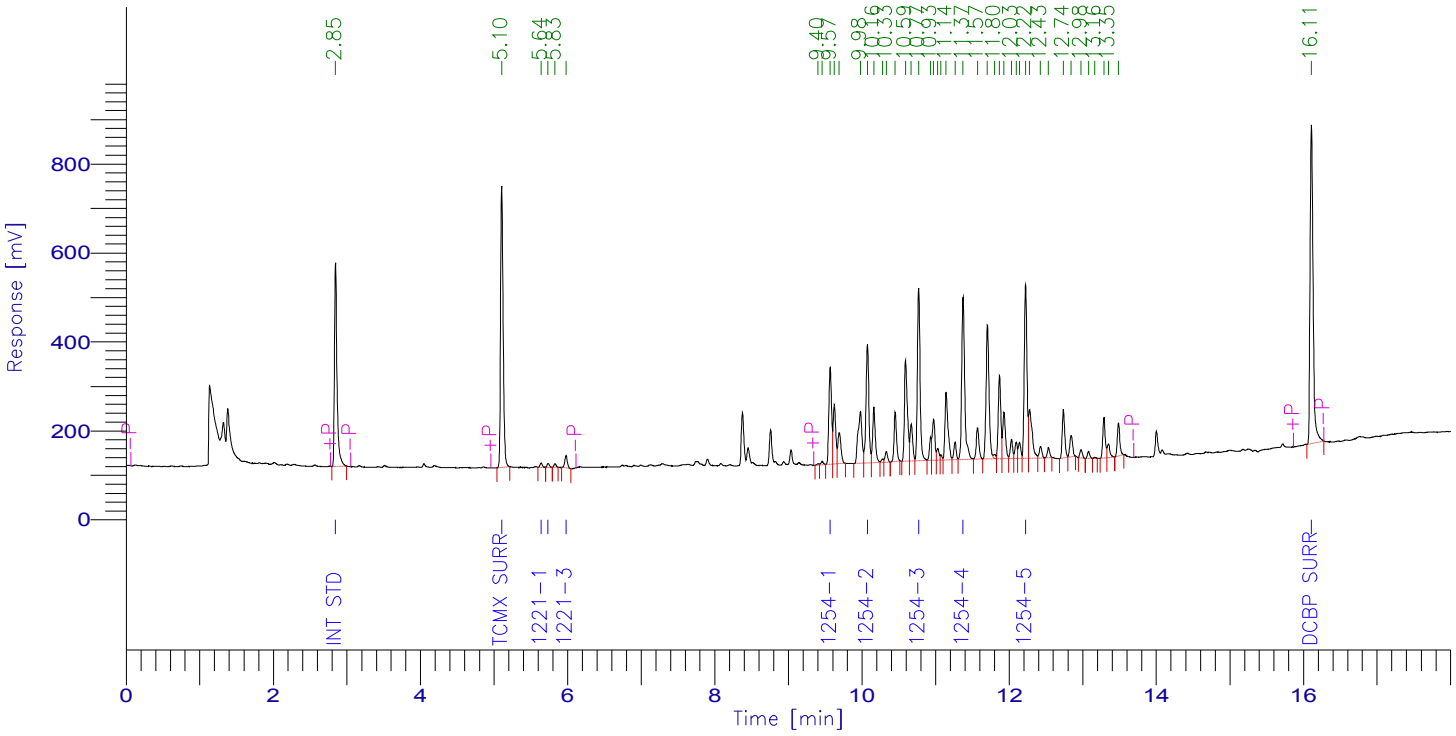

PCB Report

Time [min]	Component Name	Raw Amount	Area [µV·s]	Surrogate SM/WM	Surrogate QC / SL	Spike Rec Soils (%)	Spike Rec Water (%)
2.845	Int Std	100.0000	1098724.08	250.0000	100.0000	40.0000	20.0000
5.104	TCMX SURR	100.0000	1493448.16	250.0000	100.0000	40.0000	20.0000
5.639	1221-1	100.0000	20803.04	250.0000	100.0000	40.0000	20.0000
5.734	1221-2	100.0000	17655.12	250.0000	100.0000	40.0000	20.0000
5.977	1221-3	100.0000	70101.92	250.0000	100.0000	40.0000	20.0000
9.567	1254-1	1000.0000	548383.42	2500.0000	1000.0000	400.0000	200.0000
10.072	1254-2	1000.0000	715199.19	2500.0000	1000.0000	400.0000	200.0000
10.768	1254-3	1000.0000	975332.37	2500.0000	1000.0000	400.0000	200.0000
11.373	1254-4	1000.0000	1010934.58	2500.0000	1000.0000	400.0000	200.0000
12.221	1254-5	1000.0000	974084.71	2500.0000	1000.0000	400.0000	200.0000
16.106	DCBP SURR	100.0000	1967609.28	250.0000	100.0000	40.0000	20.0000
		5600.0000	8892275.86				

Software Version: 4.1<1L22>
Date: 9/7/2016 03:16 PM
Sample Name : 1262 1000
Data File : E:\TC2015\ECD24\06-JUN\618A034.RAW Date: 6/18/2015 10:56 PM
Sequence File: E:\TC2015\ECD24\06-JUN\PCB.SEQ Cycle: 374 Channel : A
Instrument : AUTO_ECD24 Rack/Vial: 0/0 Operator:
Sample Amount : 1.0000 Dilution Factor : 1.00

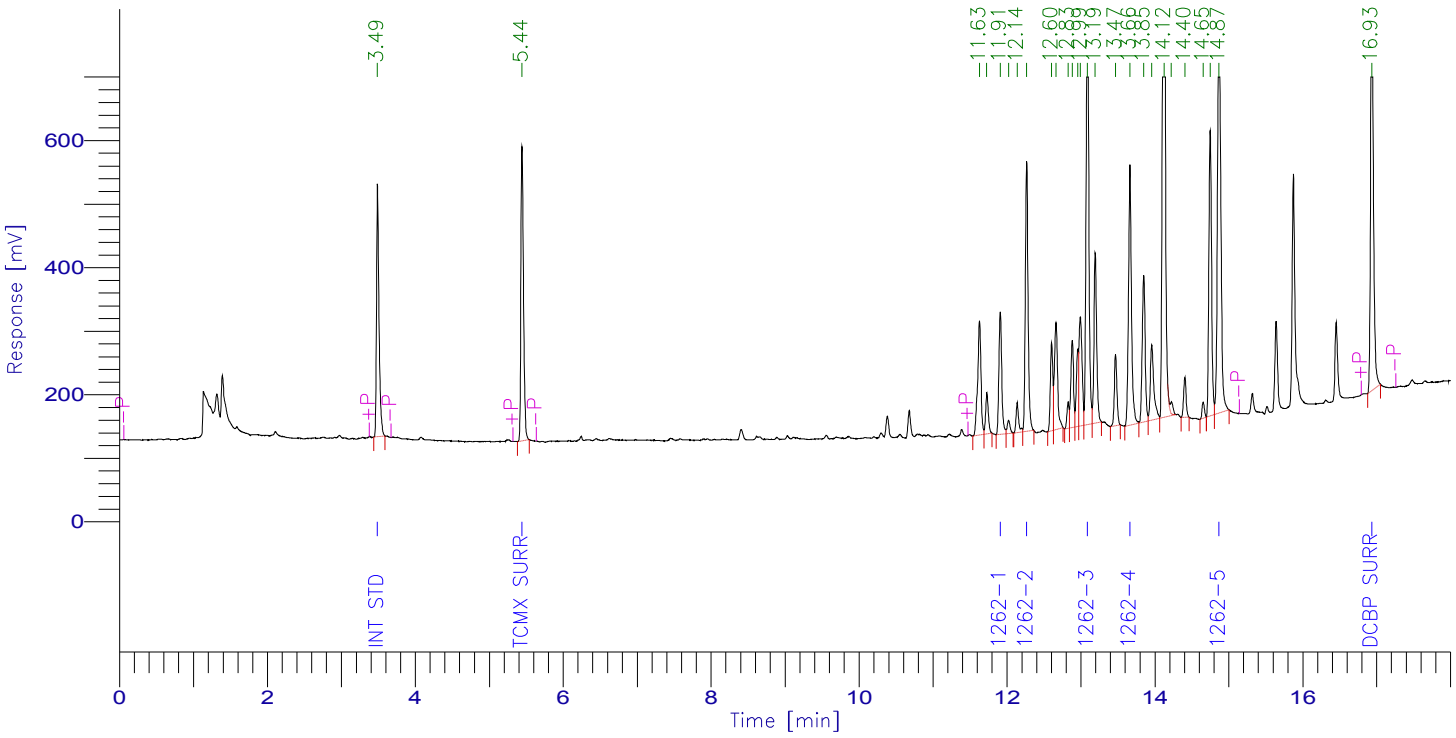

PCB Report

Time [min]	Component Name	Raw Amount	Area [µV·s]	Surrogate SM/WM	Surrogate QC / SL	Spike Rec Soils (%)	Spike Rec Water (%)
3.489	Int Std	100.0000	943953.12	250.0000	100.0000	40.0000	20.0000
5.443	TCMX SURR	100.0000	1121433.52	250.0000	100.0000	40.0000	20.0000
11.907	1262-1	1000.0000	510788.11	2500.0000	1000.0000	400.0000	200.0000
12.265	1262-2	1000.0000	1094651.70	2500.0000	1000.0000	400.0000	200.0000
13.087	1262-3	1000.0000	1703945.01	2500.0000	1000.0000	400.0000	200.0000
13.662	1262-4	1000.0000	1171952.43	2500.0000	1000.0000	400.0000	200.0000
14.866	1262-5	1000.0000	1968537.92	2500.0000	1000.0000	400.0000	200.0000
16.932	DCBP SURR	100.0000	1741224.24	250.0000	100.0000	40.0000	20.0000
		5300.0000	10256486.05				

Software Version: 4.1<1L22>
Date: 9/7/2016 03:23 PM
Sample Name : 1262 1000
Data File : E:\TC2015\ECD24\06-JUN\618B034.RAW Date: 6/18/2015 10:56 PM
Sequence File: E:\TC2015\ECD24\06-JUN\PCB.SEQ Cycle: 374 Channel : B
Instrument : AUTO_ECD24 Rack/Vial: 0/0 Operator:
Sample Amount : 1.0000 Dilution Factor : 1.00

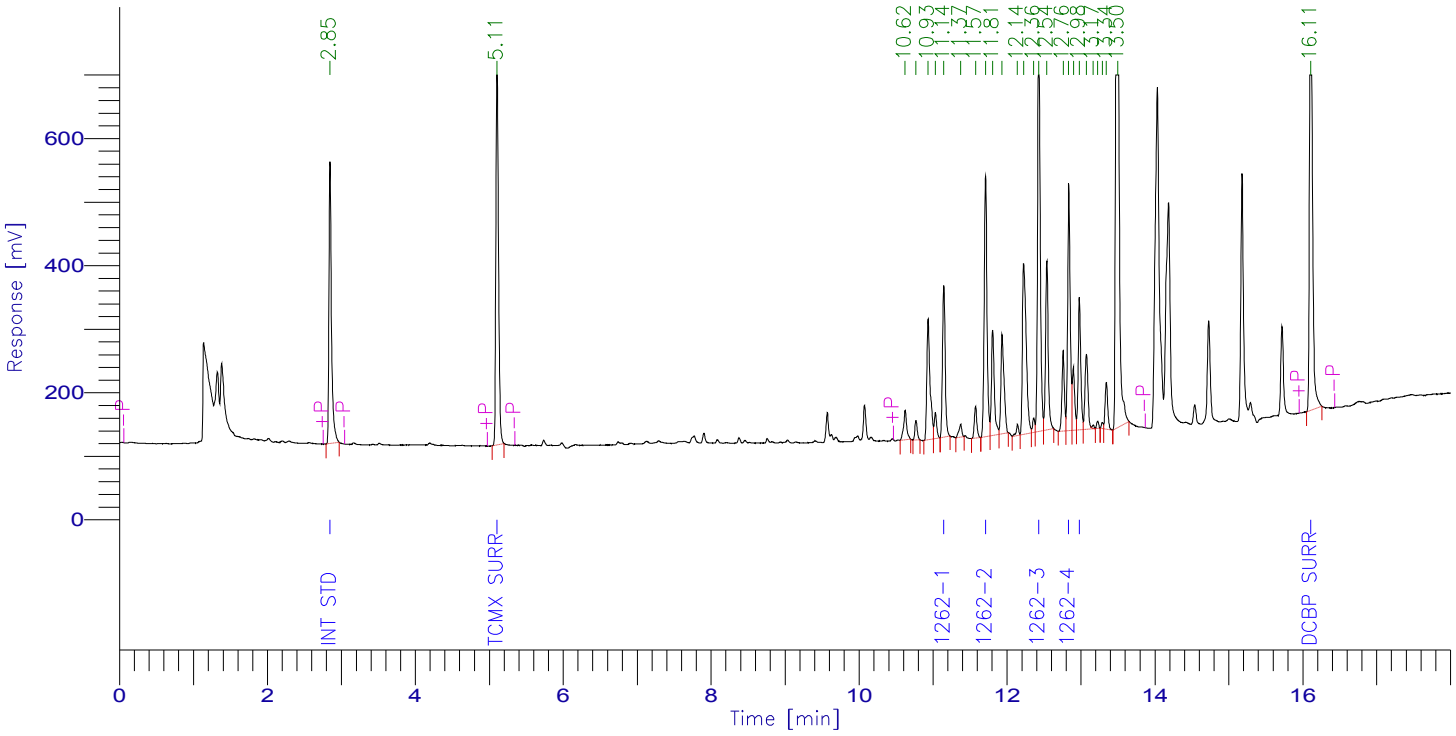

PCB Report

Time [min]	Component Name	Raw Amount	Area [µV·s]	Surrogate SM/WM	Surrogate QC / SL	Spike Rec Soils (%)	Spike Rec Water (%)
2.845	Int Std	100.0000	1063272.40	250.0000	100.0000	40.0000	20.0000
5.106	TCMX SURR	98.9330	1465729.60	247.3325	98.9330	39.5732	19.7866
11.144	1262-1	1021.7416	597559.52	2554.3540	1021.7416	408.6966	204.3483
11.709	1262-2	1172.3195	1083421.15	2930.7988	1172.3195	468.9278	234.4639
12.429	1262-3	980.0475	1587659.49	2450.1188	980.0475	392.0190	196.0095
12.835	1262-4	864.6057	965798.24	2161.5143	864.6057	345.8423	172.9211
12.978	1262-5	250.8461	514838.92	627.1152	250.8461	100.3384	50.1692
16.108	DCBP SURR	101.2431	1943195.36	253.1077	101.2431	40.4972	20.2486
		4589.7365	9221474.68				

Software Version: 4.1<1L22>
Date: 9/7/2016 03:17 PM
Sample Name : 1268 1000
Data File : E:\TC2015\ECD24\06-JUN\618A035.RAW Date: 6/18/2015 11:19 PM
Sequence File: E:\TC2015\ECD24\06-JUN\PCB.SEQ Cycle: 375 Channel : A
Instrument : AUTO_ECD24 Rack/Vial: 0/0 Operator:
Sample Amount : 1.0000 Dilution Factor : 1.00

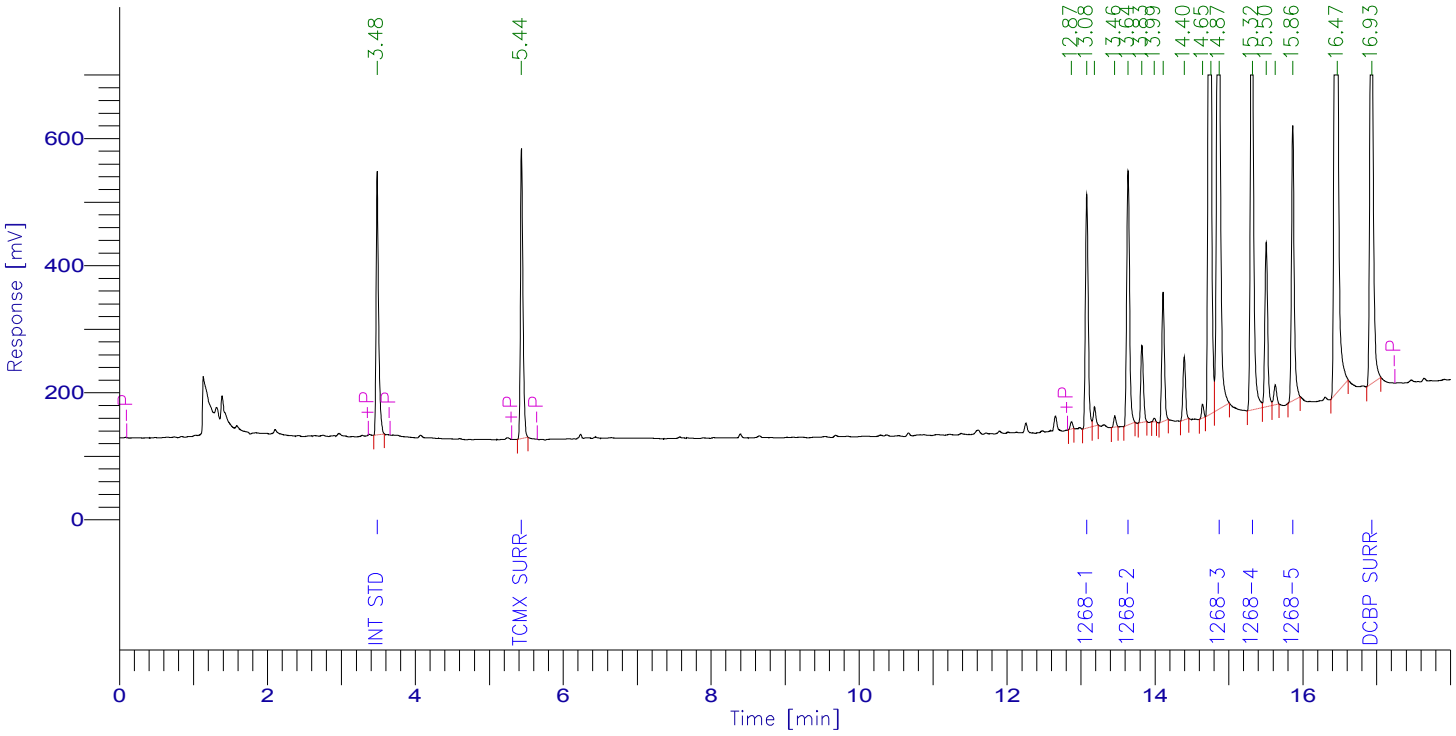

PCB Report

Time [min]	Component Name	Raw Amount	Area [µV·s]	Surrogate SM/WM	Surrogate QC / SL	Spike Rec Soils (%)	Spike Rec Water (%)
3.484	Int Std	100.0000	979801.12	250.0000	100.0000	40.0000	20.0000
5.436	TCMX SURR	100.0000	1092371.20	250.0000	100.0000	40.0000	20.0000
13.078	1268-1	1000.0000	938535.50	2500.0000	1000.0000	400.0000	200.0000
13.636	1268-2	1000.0000	1055620.32	2500.0000	1000.0000	400.0000	200.0000
14.868	1268-3	1000.0000	2972992.67	2500.0000	1000.0000	400.0000	200.0000
15.316	1268-4	1000.0000	2391798.38	2500.0000	1000.0000	400.0000	200.0000
15.862	1268-5	1000.0000	1114822.64	2500.0000	1000.0000	400.0000	200.0000
16.932	DCBP SURR	100.0000	2447701.76	250.0000	100.0000	40.0000	20.0000
		5300.0000	12993643.59				

Software Version: 4.1<1L22>
Date: 9/7/2016 03:24 PM
Sample Name : 1268 1000
Data File : E:\TC2015\ECD24\06-JUN\618B035.RAW Date: 6/18/2015 11:19 PM
Sequence File: E:\TC2015\ECD24\06-JUN\PCB.SEQ Cycle: 375 Channel : B
Instrument : AUTO_ECD24 Rack/Vial: 0/0 Operator:
Sample Amount : 1.0000 Dilution Factor : 1.00

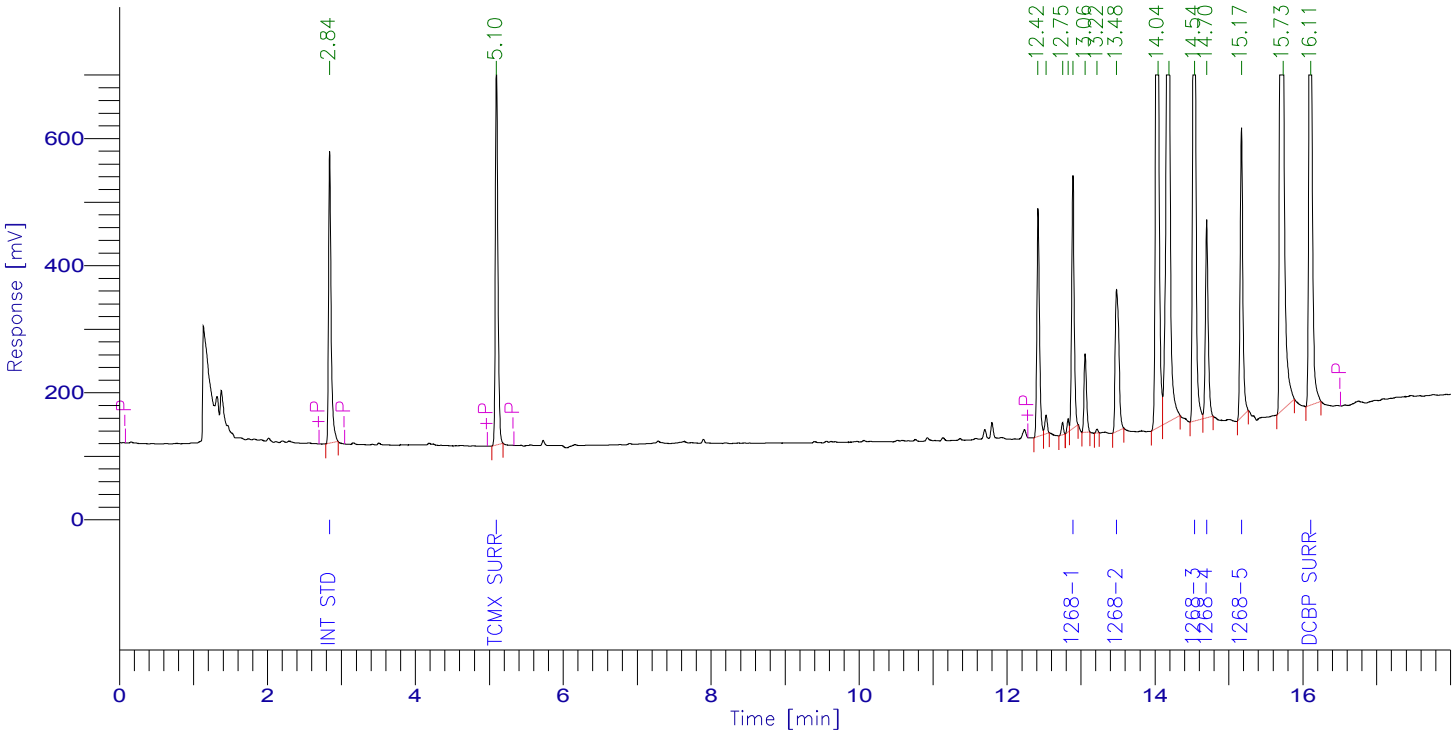

PCB Report

Time [min]	Component Name	Raw Amount	Area [µV·s]	Surrogate SM/WM	Surrogate QC / SL	Spike Rec Soils (%)	Spike Rec Water (%)
2.841	Int Std	100.0000	1094138.88	250.0000	100.0000	40.0000	20.0000
5.098	TCMX SURR	100.0000	1422320.24	250.0000	100.0000	40.0000	20.0000
12.890	1268-1	1000.0000	961997.06	2500.0000	1000.0000	400.0000	200.0000
13.481	1268-2	1000.0000	765246.32	2500.0000	1000.0000	400.0000	200.0000
14.535	1268-3	1000.0000	2421462.79	2500.0000	1000.0000	400.0000	200.0000
14.698	1268-4	1000.0000	831211.29	2500.0000	1000.0000	400.0000	200.0000
15.168	1268-5	1000.0000	1159120.96	2500.0000	1000.0000	400.0000	200.0000
16.108	DCBP SURR	100.0000	2613600.08	250.0000	100.0000	40.0000	20.0000
		5300.0000	11269097.62				

7D
PCB CALIBRATION VERIFICATION SUMMARY
Primary

Lab Name: Phoenix Environmental Client: NETC

Lab Code: Phoenix Case No.: SAS No.: SDG No.: GBY54991

GC Col A: RTX-440 ID: 0.53 (mm) Init. Calib. Date(s): 06/16/17 06/16/17

EPA Sample No.(PIBLK): hex Date Analyzed: 07/13/17

LAB Sample ID (PIBLK): hex - 713A002 Time Analyzed: 6:31

EPA Sample No.(PEM): Date Analyzed:

LAB Sample ID (PEM): Time Analyzed:

Instrument: ECD24 File: 713A002

COMPOUND	RT	RT WINDOW FROM	RT WINDOW TO	CALC AMOUNT ppb	NOM AMOUNT ppb	% D		CF
Aroclor 1016-1		5.43	5.53	33U				
Aroclor 1016-2		6.32	6.42	33U				
Aroclor 1016-3		7.53	7.63	33U				
Aroclor 1016-4		7.68	7.78	33U				
Aroclor 1016-5		7.90	8.00	33U				
Aroclor 1260-1		11.51	11.65	33U				
Aroclor 1260-2		12.21	12.35	33U				
Aroclor 1260-3		12.92	13.06	33U				
Aroclor 1260-4		13.19	13.33	33U				
Aroclor 1260-5		13.33	13.47	33U				

QC LIMITS:
%D must be less than or equal to 20% (*) Criteria exceeded. CF=Calibration/Response Factor
Both channels need to have the compound detected for a concentration to be reported on either channel.

FORM VII PCB

7D
PCB CALIBRATION VERIFICATION SUMMARY
Confirmation

Lab Name: Phoenix Environmental Client: NETC

Lab Code: Phoenix Case No.: SAS No.: SDG No.: GBY54991

GC Col B: CLP ID: 0.32 (mm) Init. Calib. Date(s): 06/16/17 06/16/17

EPA Sample No.(PIBLK): hex Date Analyzed: 07/13/17

LAB Sample ID (PIBLK): hex - 713B002 Time Analyzed: 6:31

EPA Sample No.(PEM): Date Analyzed:

LAB Sample ID (PEM): Time Analyzed:

Instrument: ECD24 File: 713B002

COMPOUND	RT	RT WINDOW FROM	RT WINDOW TO	CALC AMOUNT ppb	NOM AMOUNT ppb	% D		CF
Aroclor 1016-1		4.38	4.48	33U				
Aroclor 1016-2		5.13	5.23	33U				
Aroclor 1016-3		6.40	6.50	33U				
Aroclor 1016-4		6.54	6.64	33U				
Aroclor 1016-5		7.29	7.39	33U				
Aroclor 1260-1		9.86	10.00	33U				
Aroclor 1260-2		10.45	10.59	33U				
Aroclor 1260-3		11.26	11.40	33U				
Aroclor 1260-4		11.36	11.50	33U				
Aroclor 1260-5		11.76	11.90	33U				

QC LIMITS:
%D must be less than or equal to 20% (*) Criteria exceeded. CF=Calibration/Response Factor
Both channels need to have the compound detected for a concentration to be reported on either channel.

FORM VII PCB

Client Id: Continuing Blank

Software Version: 4.1<1L22>
Date: 7/13/2017 08:03 AM
Sample Name : hex
Data File : E:\TC2017\ECD24\07-JUL\713A002.RAW Date: 7/13/2017 06:31 AM
Sequence File: E:\TC2017\ECD24\07-JUL\PCB.SEQ Cycle: 344 Channel : A
Instrument : AUTO_ECD24 Rack/Vial: 0/0 Operator:
Sample Amount : 1.0000 Dilution Factor : 1.00

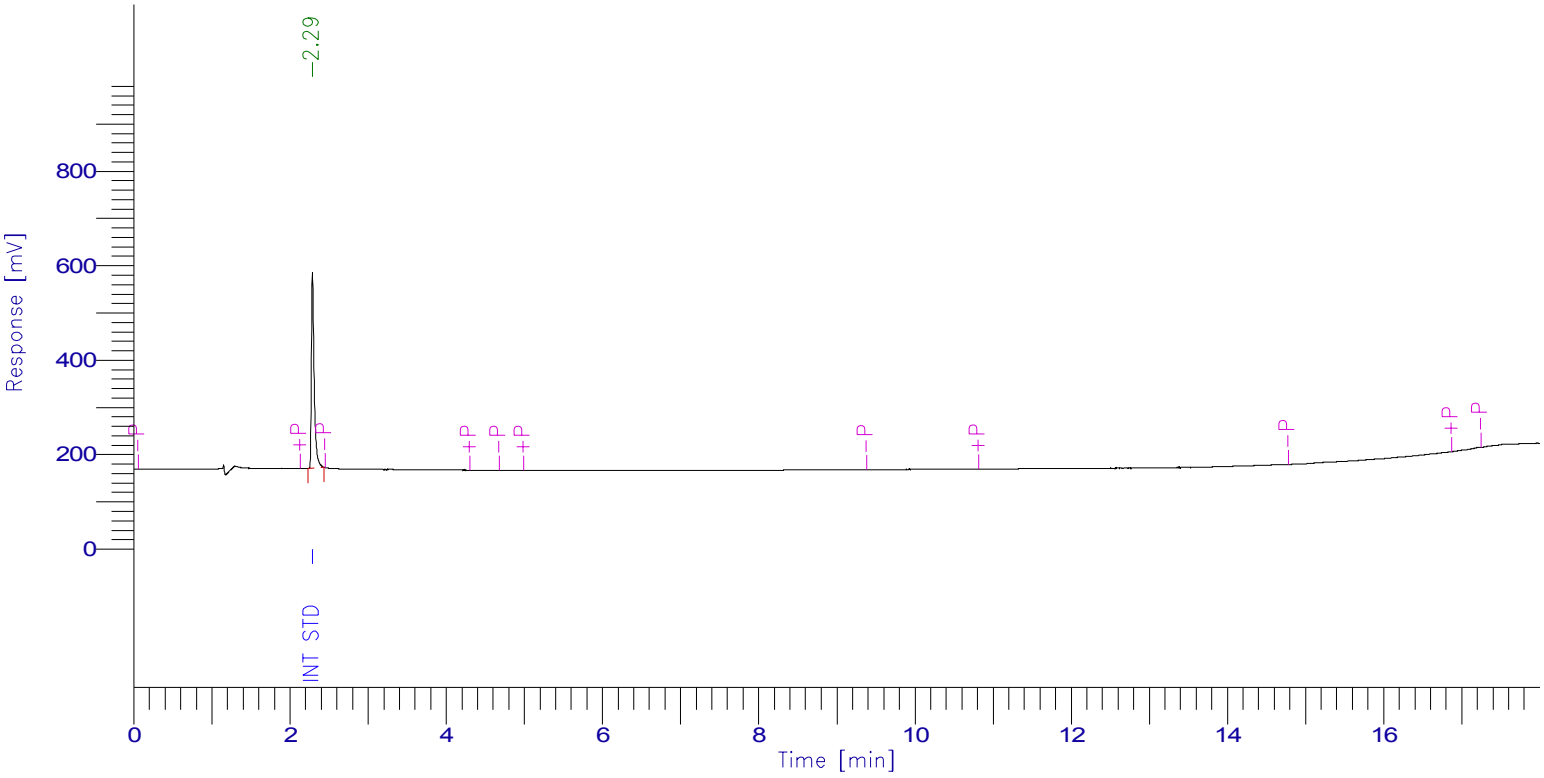

PCB Report

Time [min]	Component Name	Raw Amount	Area [µV·s]	Surrogate SM/WM	Surrogate QC / SL	Spike Rec Soils (%)	Spike Rec Water (%)
2.287	Int Std	100.0000	1000000.24	250.0000	100.0000	40.0000	20.0000
4.487	TCMX SURR	0.0000	0.00	0.0000	0.0000	0.0000	0.0000
5.477	1016-1	0.0000	0.00	0.0000	0.0000	0.0000	0.0000
6.367	1016-2	0.0000	0.00	0.0000	0.0000	0.0000	0.0000
7.582	1016-3	0.0000	0.00	0.0000	0.0000	0.0000	0.0000
7.732	1016-4	0.0000	0.00	0.0000	0.0000	0.0000	0.0000
7.953	1016-5	0.0000	0.00	0.0000	0.0000	0.0000	0.0000
11.577	1260-1	0.0000	0.00	0.0000	0.0000	0.0000	0.0000
12.278	1260-2	0.0000	0.00	0.0000	0.0000	0.0000	0.0000
12.992	1260-3	0.0000	0.00	0.0000	0.0000	0.0000	0.0000
13.264	1260-4	0.0000	0.00	0.0000	0.0000	0.0000	0.0000
13.400	1260-5	0.0000	0.00	0.0000	0.0000	0.0000	0.0000
16.994	DCBP SURR	0.0000	0.00	0.0000	0.0000	0.0000	0.0000
		100.0000	1000000.24				

Client Id: Continuing Blank

Software Version: 4.1<1L22>
Date: 7/13/2017 08:03 AM
Sample Name : hex
Data File : E:\TC2017\ECD24\07-JUL\713B002.RAW Date: 7/13/2017 06:31 AM
Sequence File: E:\TC2017\ECD24\07-JUL\PCB.SEQ Cycle: 344 Channel : B
Instrument : AUTO_ECD24 Rack/Vial: 0/0 Operator:
Sample Amount : 1.0000 Dilution Factor : 1.00

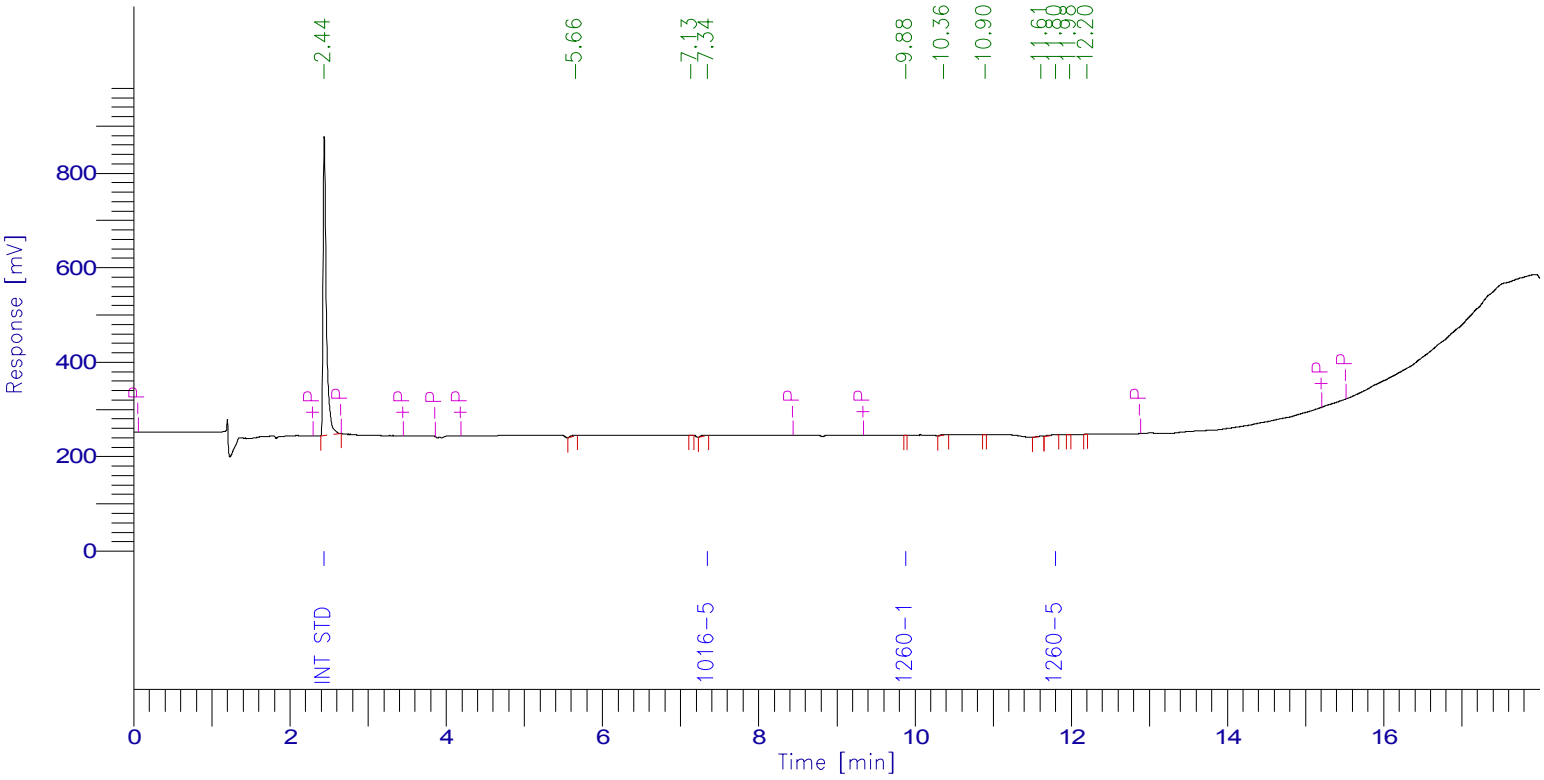

PCB Report

Time [min]	Component Name	Raw Amount	Area [µV·s]	Surrogate SM/WM	Surrogate QC / SL	Spike Rec Soils (%)	Spike Rec Water (%)
2.438	Int Std	100.0000	1865664.08	250.0000	100.0000	40.0000	20.0000
3.688	TCMX SURR	0.0000	0.00	0.0000	0.0000	0.0000	0.0000
4.400	1016-1	0.0000	0.00	0.0000	0.0000	0.0000	0.0000
5.139	1016-2	0.0000	0.00	0.0000	0.0000	0.0000	0.0000
6.405	1016-3	0.0000	0.00	0.0000	0.0000	0.0000	0.0000
6.537	1016-4	0.0000	0.00	0.0000	0.0000	0.0000	0.0000
7.341	1016-5	21.4217	11522.56	53.5544	21.4217	8.5687	4.2843
9.881	1260-1	0.1371	167.44	0.3426	0.1371	0.0548	0.0274
10.454	1260-2	0.0000	0.00	0.0000	0.0000	0.0000	0.0000
11.263	1260-3	0.0000	0.00	0.0000	0.0000	0.0000	0.0000
11.357	1260-4	0.0000	0.00	0.0000	0.0000	0.0000	0.0000
11.799	1260-5	5.3504	10670.40	13.3759	5.3504	2.1401	1.0701
15.333	DCBP SURR	0.0000	0.00	0.0000	0.0000	0.0000	0.0000
		126.9092	1888024.48				

7D
PCB CALIBRATION VERIFICATION SUMMARY
Primary

Lab Name: Phoenix Environmental Client: NETC

Lab Code: Phoenix Case No.: SAS No.: SDG No.: GBY54991

GC Col A: RTX-440 ID: 0.53 (mm) Init. Calib. Date(s): 06/16/17 06/16/17

EPA Sample No.(PIBLK): Date Analyzed:

LAB Sample ID (PIBLK): Time Analyzed:

EPA Sample No.(PEM): mix 600;14o Date Analyzed: 07/13/17

LAB Sample ID (PEM): mix 600;14o - 713A003 Time Analyzed: 6:54

Instrument: ECD24 File: 713A003

COMPOUND	RT	RT WINDOW FROM	RT WINDOW TO	RAW AMOUNT ppb	NOM AMOUNT ppb	% D		CF
Aroclor 1016-1	5.50	5.43	5.53	585	600	3		0.027
Aroclor 1016-2	6.38	6.32	6.42	584	600	3		0.028
Aroclor 1016-3	7.60	7.53	7.63	556	600	7		0.101
Aroclor 1016-4	7.75	7.68	7.78	545	600	9		0.045
Aroclor 1016-5	7.97	7.90	8.00	547	600	9		0.035
Aroclor 1260-1	11.59	11.51	11.65	591	600	2		0.061
Aroclor 1260-2	12.29	12.21	12.35	529	600	12		0.120
Aroclor 1260-3	13.01	12.92	13.06	571	600	5		0.118
Aroclor 1260-4	13.27	13.19	13.33	549	600	9		0.093
Aroclor 1260-5	13.41	13.33	13.47	570	600	5		0.047

QC LIMITS:
%D must be less than or equal to 20% (*) Criteria exceeded. CF=Calibration/Response Factor

FORM VII PCB

7D
PCB CALIBRATION VERIFICATION SUMMARY
Confirmation

Lab Name: Phoenix Environmental Client: NETC

Lab Code: Phoenix Case No.: SAS No.: SDG No.: GBY54991

GC Col B: CLP ID: 0.32 (mm) Init. Calib. Date(s): 06/16/17 06/16/17

EPA Sample No.(PIBLK): Date Analyzed:

LAB Sample ID (PIBLK): Time Analyzed:

EPA Sample No.(PEM): mix 600;14o Date Analyzed: 07/13/17

LAB Sample ID (PEM): mix 600;14o - 713B003 Time Analyzed: 6:54

Instrument: ECD24 File: 713B003

COMPOUND	RT	RT WINDOW FROM	RT WINDOW TO	RAW AMOUNT ppb	NOM AMOUNT ppb	% D		CF
Aroclor 1016-1	4.41	4.38	4.48	565	600	6		0.026
Aroclor 1016-2	5.14	5.13	5.23	512	600	15		0.043
Aroclor 1016-3	6.42	6.40	6.50	517	600	14		0.044
Aroclor 1016-4	6.55	6.54	6.64	580	600	3		0.030
Aroclor 1016-5	7.29	7.29	7.39	574	600	4		0.029
Aroclor 1260-1	9.88	9.86	10.00	486	600	19		0.065
Aroclor 1260-2	10.46	10.45	10.59	510	600	15		0.144
Aroclor 1260-3	11.27	11.26	11.40	555	600	8		0.126
Aroclor 1260-4	11.37	11.36	11.50	597	600	1		0.075
Aroclor 1260-5	11.77	11.76	11.90	487	600	19		0.107

QC LIMITS:
%D must be less than or equal to 20% (*) Criteria exceeded. CF=Calibration/Response Factor

FORM VII PCB

Client Id: Continuing Calibration

Software Version: 4.1<1L22>
Date: 7/13/2017 08:03 AM
Sample Name : mix 600;14o
Data File : E:\TC2017\ECD24\07-JUL\713A003.RAW Date: 7/13/2017 06:54 AM
Sequence File: E:\TC2017\ECD24\07-JUL\PCB.SEQ Cycle: 345 Channel : A
Instrument : AUTO_ECD24 Rack/Vial: 0/0 Operator:
Sample Amount : 1.0000 Dilution Factor : 1.00

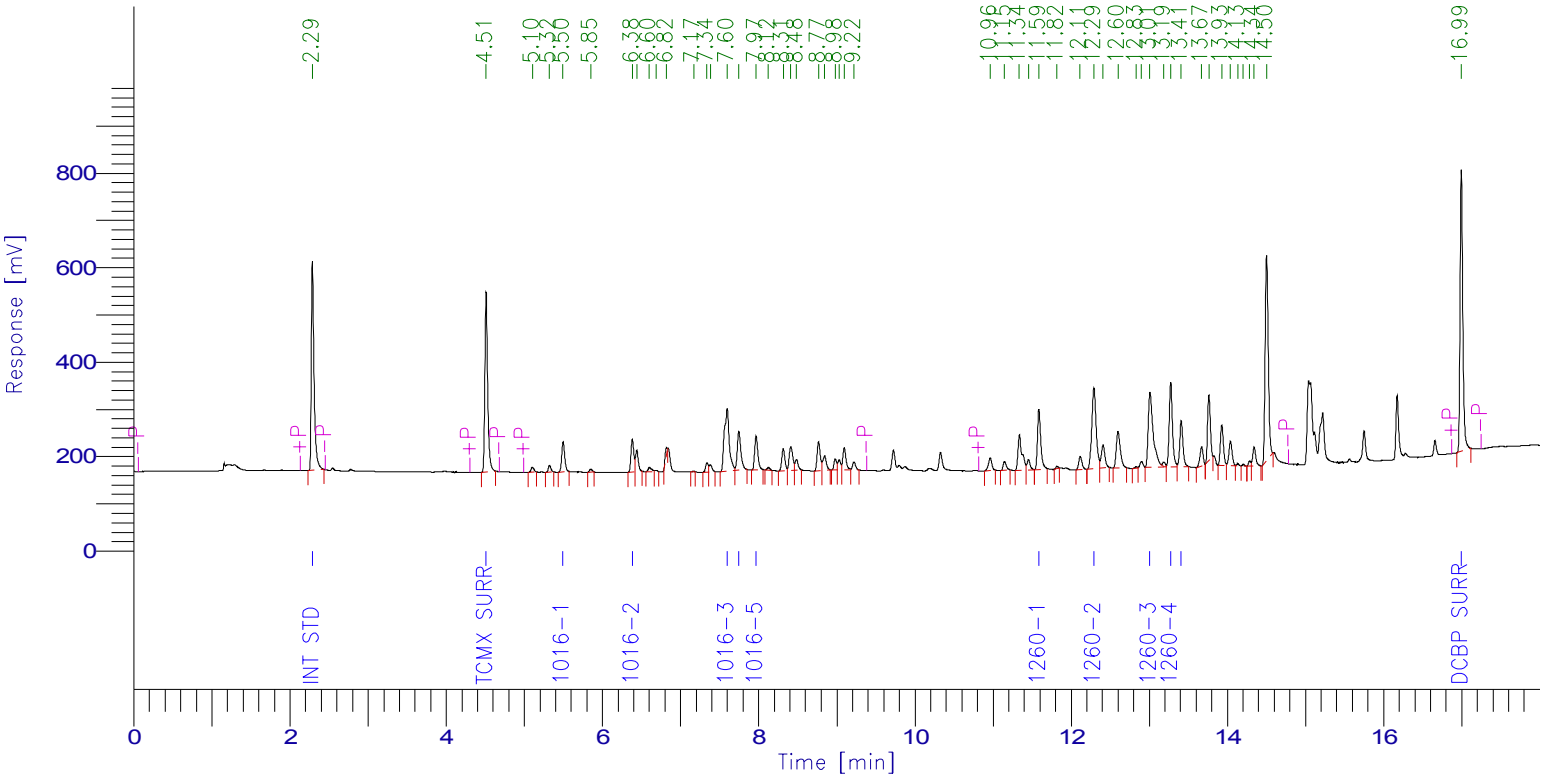

PCB Report

Time [min]	Component Name	Raw Amount	Area [µV·s]	Surrogate SM/WM	Surrogate QC / SL	Spike Rec Soils (%)	Spike Rec Water (%)
2.286	Int Std	100.0000	1051663.12	250.0000	100.0000	40.0000	20.0000
4.510	TCMX SURR	78.2477	974450.16	195.6193	78.2477	31.2991	15.6495
5.496	1016-1	584.7278	166269.84	1461.8195	584.7278	233.8911	116.9456
6.382	1016-2	584.1857	171958.84	1460.4642	584.1857	233.6743	116.8371
7.597	1016-3	556.0038	589854.51	1390.0094	556.0038	222.4015	111.2008
7.745	1016-4	544.8039	258480.21	1362.0097	544.8039	217.9216	108.9608
7.967	1016-5	546.7887	200787.36	1366.9717	546.7887	218.7155	109.3577
11.585	1260-1	590.8859	378377.92	1477.2149	590.8859	236.3544	118.1772
12.291	1260-2	528.6458	664787.76	1321.6145	528.6458	211.4583	105.7292
13.008	1260-3	571.0654	706488.95	1427.6636	571.0654	228.4262	114.2131
13.273	1260-4	548.6661	534054.21	1371.6652	548.6661	219.4664	109.7332
13.408	1260-5	569.7726	282584.83	1424.4314	569.7726	227.9090	113.9545
16.992	DCBP SURR	80.9961	1416537.28	202.4902	80.9961	32.3984	16.1992
		5884.7894	7396295.00				

Client Id: Continuing Calibration

Software Version: 4.1<1L22>
Date: 7/13/2017 08:03 AM
Sample Name : mix 600;14o
Data File : E:\TC2017\ECD24\07-JUL\713B003.RAW Date: 7/13/2017 06:54 AM
Sequence File: E:\TC2017\ECD24\07-JUL\PCB.SEQ Cycle: 345 Channel : B
Instrument : AUTO_ECD24 Rack/Vial: 0/0 Operator:
Sample Amount : 1.0000 Dilution Factor : 1.00

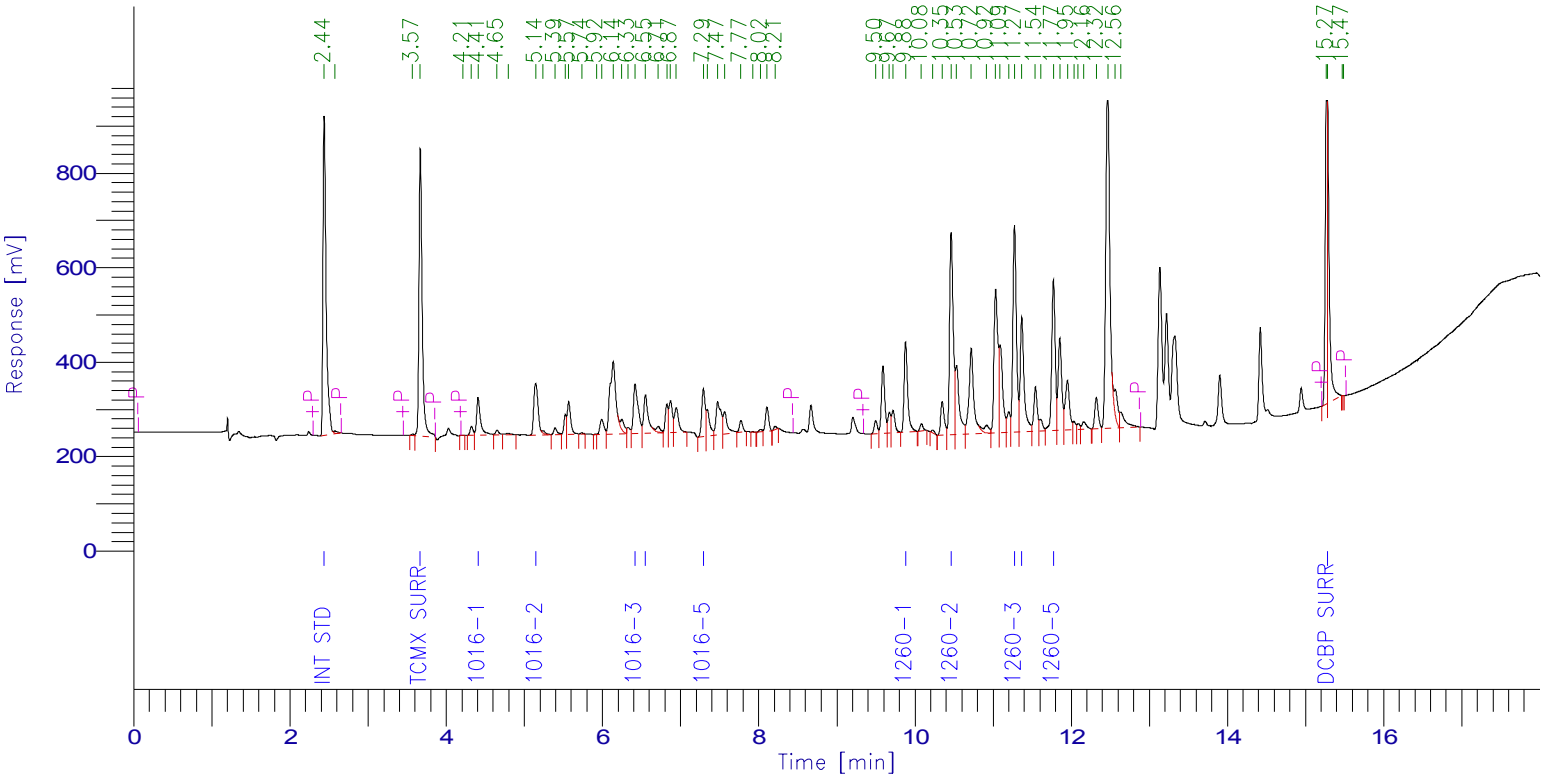

PCB Report

Time [min]	Component Name	Raw Amount	Area [µV·s]	Surrogate SM/WM	Surrogate QC / SL	Spike Rec Soils (%)	Spike Rec Water (%)
2.436	Int Std	100.0000	1912807.28	250.0000	100.0000	40.0000	20.0000
3.668	TCMX SURR	77.0873	1709615.34	192.7182	77.0873	30.8349	15.4175
4.407	1016-1	565.2172	282402.18	1413.0431	565.2172	226.0869	113.0434
5.144	1016-2	512.2132	420112.97	1280.5329	512.2132	204.8853	102.4426
6.416	1016-3	516.5487	437304.35	1291.3717	516.5487	206.6195	103.3097
6.549	1016-4	580.2464	334868.73	1450.6160	580.2464	232.0986	116.0493
7.292	1016-5	573.9614	316529.77	1434.9036	573.9614	229.5846	114.7923
9.880	1260-1	485.9581	608677.17	1214.8952	485.9581	194.3832	97.1916
10.463	1260-2	510.2312	1410083.21	1275.5779	510.2312	204.0925	102.0462
11.274	1260-3	554.9172	1339041.31	1387.2931	554.9172	221.9669	110.9834
11.367	1260-4	597.4280	855132.61	1493.5700	597.4280	238.9712	119.4856
11.771	1260-5	486.8371	995446.49	1217.0928	486.8371	194.7348	97.3674
15.281	DCBP SURR	28.3483	1050291.20	70.8708	28.3483	11.3393	5.6697
		5588.9941	11672312.60				

7D
PCB CALIBRATION VERIFICATION SUMMARY
Primary

Lab Name: Phoenix Environmental Client: NETC

Lab Code: Phoenix Case No.: SAS No.: SDG No.: GBY54991

GC Col A: RTX-440 ID: 0.53 (mm) Init. Calib. Date(s): 06/16/17 06/16/17

EPA Sample No.(PIBLK): hex Date Analyzed: 07/13/17

LAB Sample ID (PIBLK): hex - 713A018 Time Analyzed: 14:32

EPA Sample No.(PEM): Date Analyzed:

LAB Sample ID (PEM): Time Analyzed:

Instrument: ECD24 File: 713A018

COMPOUND	RT	RT WINDOW FROM	RT WINDOW TO	CALC AMOUNT ppb	NOM AMOUNT ppb	% D		CF
Aroclor 1016-1		5.43	5.53	33U				
Aroclor 1016-2		6.32	6.42	33U				
Aroclor 1016-3		7.53	7.63	33U				
Aroclor 1016-4		7.68	7.78	33U				
Aroclor 1016-5		7.90	8.00	33U				
Aroclor 1260-1		11.51	11.65	33U				
Aroclor 1260-2		12.21	12.35	33U				
Aroclor 1260-3		12.92	13.06	33U				
Aroclor 1260-4		13.19	13.33	33U				
Aroclor 1260-5		13.33	13.47	33U				

QC LIMITS:
%D must be less than or equal to 20% (*) Criteria exceeded. CF=Calibration/Response Factor
Both channels need to have the compound detected for a concentration to be reported on either channel.

FORM VII PCB

7D
PCB CALIBRATION VERIFICATION SUMMARY
Confirmation

Lab Name: Phoenix Environmental Client: NETC

Lab Code: Phoenix Case No.: SAS No.: SDG No.: GBY54991

GC Col B: CLP ID: 0.32 (mm) Init. Calib. Date(s): 06/16/17 06/16/17

EPA Sample No.(PIBLK): hex Date Analyzed: 07/13/17

LAB Sample ID (PIBLK): hex - 713B018 Time Analyzed: 14:32

EPA Sample No.(PEM): Date Analyzed:

LAB Sample ID (PEM): Time Analyzed:

Instrument: ECD24 File: 713B018

COMPOUND	RT	RT WINDOW FROM	RT WINDOW TO	CALC AMOUNT ppb	NOM AMOUNT ppb	% D		CF
Aroclor 1016-1		4.38	4.48	33U				
Aroclor 1016-2		5.13	5.23	33U				
Aroclor 1016-3		6.40	6.50	33U				
Aroclor 1016-4		6.54	6.64	33U				
Aroclor 1016-5		7.29	7.39	33U				
Aroclor 1260-1		9.86	10.00	33U				
Aroclor 1260-2		10.45	10.59	33U				
Aroclor 1260-3		11.26	11.40	33U				
Aroclor 1260-4		11.36	11.50	33U				
Aroclor 1260-5		11.76	11.90	33U				

QC LIMITS:
%D must be less than or equal to 20% (*) Criteria exceeded. CF=Calibration/Response Factor
Both channels need to have the compound detected for a concentration to be reported on either channel.

FORM VII PCB

Client Id: Continuing Blank

Software Version: 4.1<1L22>
Date: 7/14/2017 08:00 AM
Sample Name : hex
Data File : E:\TC2017\ECD24\07-JUL\713A018.RAW Date: 7/13/2017 02:32 PM
Sequence File: E:\TC2017\ECD24\07-JUL\PCB.SEQ Cycle: 360 Channel : A
Instrument : AUTO_ECD24 Rack/Vial: 0/0 Operator:
Sample Amount : 1.0000 Dilution Factor : 1.00

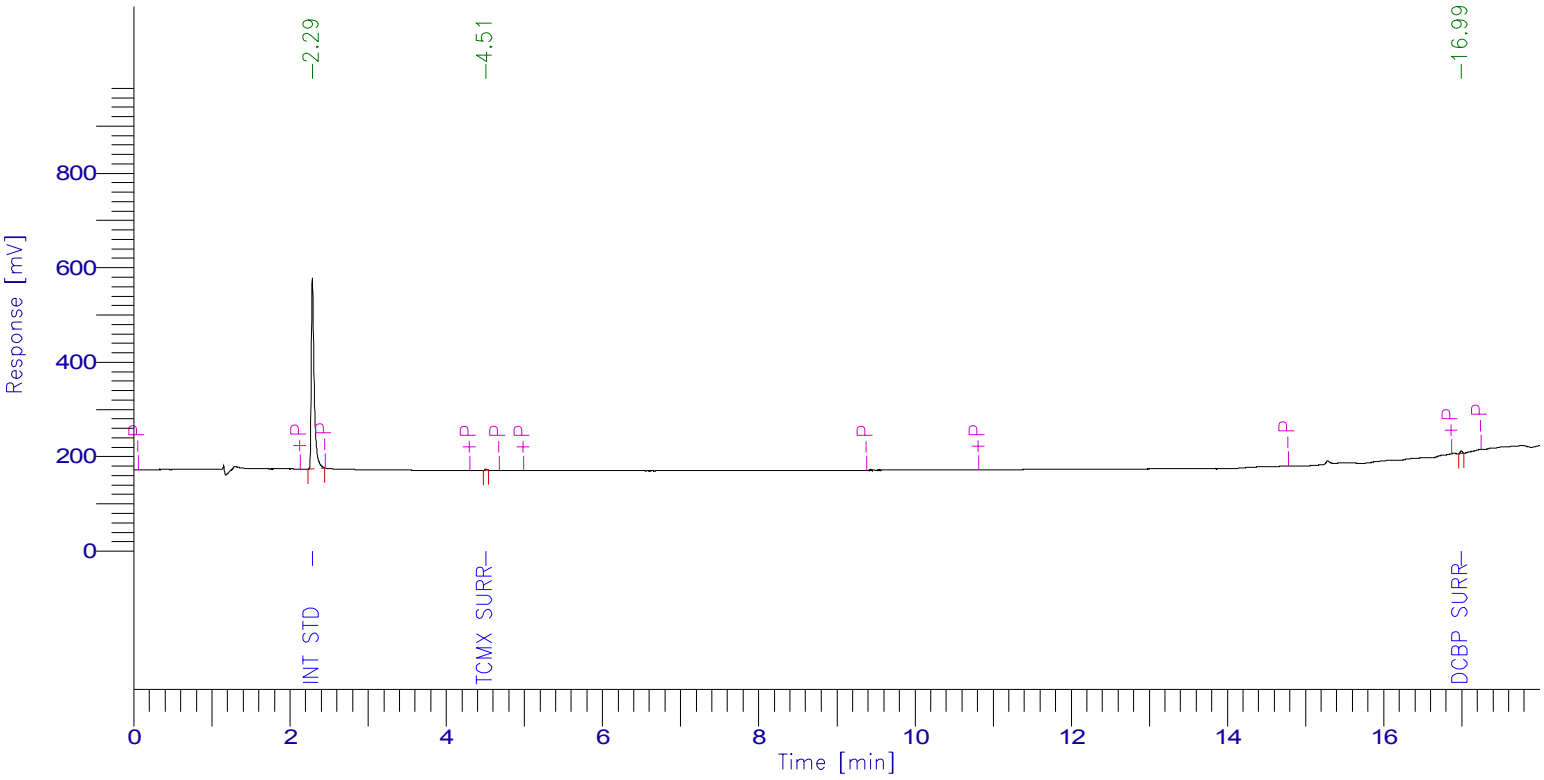

PCB Report

Time [min]	Component Name	Raw Amount	Area [µV·s]	Surrogate SM/WM	Surrogate QC / SL	Spike Rec Soils (%)	Spike Rec Water (%)
2.286	Int Std	100.0000	1020405.92	250.0000	100.0000	40.0000	20.0000
4.509	TCMX SURR	0.3632	4388.32	0.9079	0.3632	0.1453	0.0726
5.477	1016-1	0.0000	0.00	0.0000	0.0000	0.0000	0.0000
6.367	1016-2	0.0000	0.00	0.0000	0.0000	0.0000	0.0000
7.582	1016-3	0.0000	0.00	0.0000	0.0000	0.0000	0.0000
7.732	1016-4	0.0000	0.00	0.0000	0.0000	0.0000	0.0000
7.953	1016-5	0.0000	0.00	0.0000	0.0000	0.0000	0.0000
11.577	1260-1	0.0000	0.00	0.0000	0.0000	0.0000	0.0000
12.278	1260-2	0.0000	0.00	0.0000	0.0000	0.0000	0.0000
12.992	1260-3	0.0000	0.00	0.0000	0.0000	0.0000	0.0000
13.264	1260-4	0.0000	0.00	0.0000	0.0000	0.0000	0.0000
13.400	1260-5	0.0000	0.00	0.0000	0.0000	0.0000	0.0000
16.992	DCBP SURR	0.6485	11004.00	1.6212	0.6485	0.2594	0.1297
		101.0116	1035798.24				

Client Id: Continuing Blank

Software Version: 4.1<1L22>
Date: 7/14/2017 08:02 AM
Sample Name : hex
Data File : E:\TC2017\ECD24\07-JUL\713B018.RAW Date: 7/13/2017 02:32 PM
Sequence File: E:\TC2017\ECD24\07-JUL\PCB.SEQ Cycle: 360 Channel : B
Instrument : AUTO_ECD24 Rack/Vial: 0/0 Operator:
Sample Amount : 1.0000 Dilution Factor : 1.00

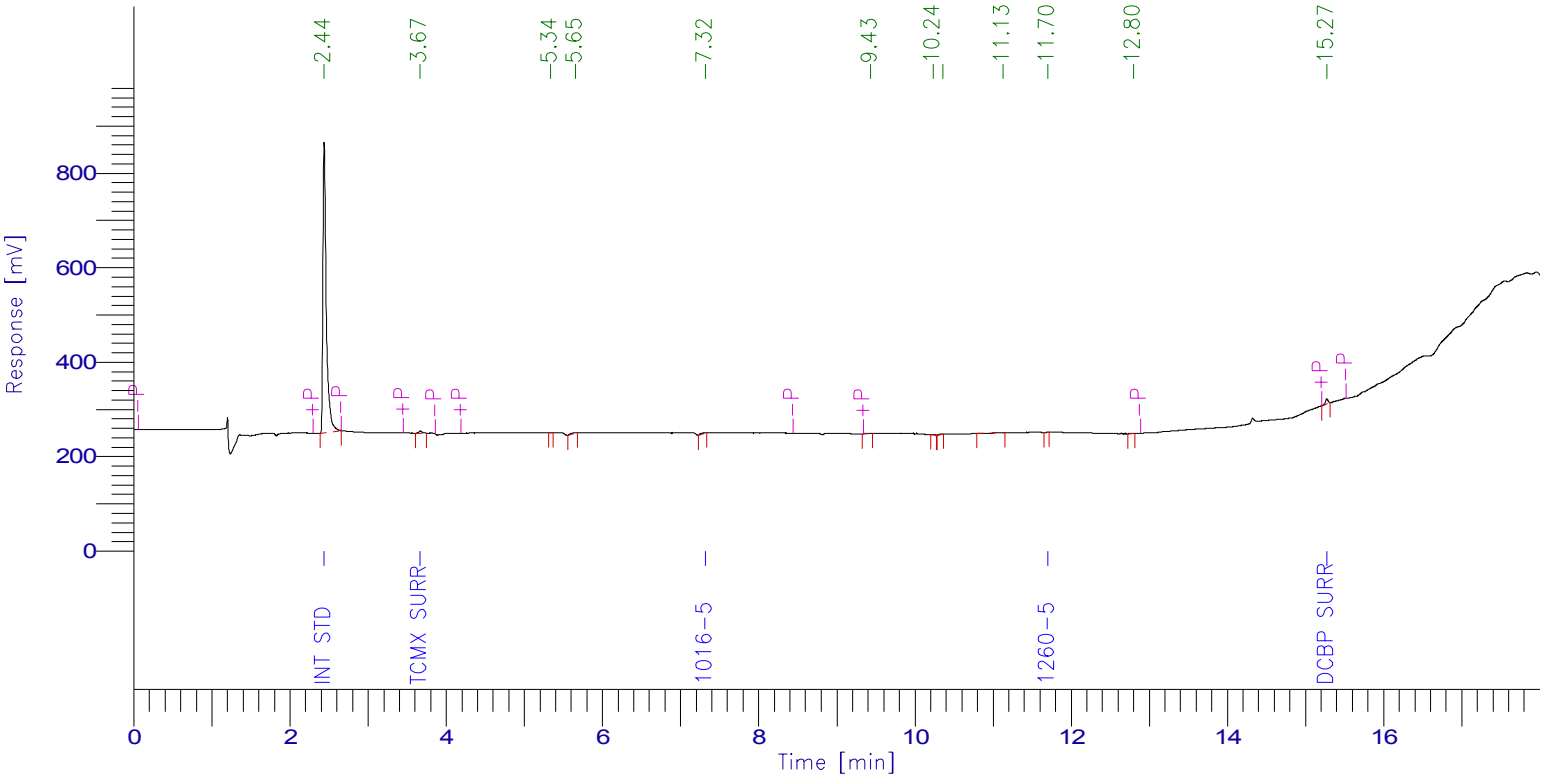

PCB Report

Time [min]	Component Name	Raw Amount	Area [µV·s]	Surrogate SM/WM	Surrogate QC / SL	Spike Rec Soils (%)	Spike Rec Water (%)
2.436	Int Std	100.0000	1865675.68	250.0000	100.0000	40.0000	20.0000
3.667	TCMX SURR	0.5488	11871.84	1.3721	0.5488	0.2195	0.1098
4.400	1016-1	0.0000	0.00	0.0000	0.0000	0.0000	0.0000
5.139	1016-2	0.0000	0.00	0.0000	0.0000	0.0000	0.0000
6.405	1016-3	0.0000	0.00	0.0000	0.0000	0.0000	0.0000
6.537	1016-4	0.0000	0.00	0.0000	0.0000	0.0000	0.0000
7.320	1016-5	17.4601	9391.68	43.6502	17.4601	6.9840	3.4920
9.872	1260-1	0.0000	0.00	0.0000	0.0000	0.0000	0.0000
10.454	1260-2	0.0000	0.00	0.0000	0.0000	0.0000	0.0000
11.263	1260-3	0.0000	0.00	0.0000	0.0000	0.0000	0.0000
11.357	1260-4	0.0000	0.00	0.0000	0.0000	0.0000	0.0000
11.703	1260-5	0.7684	1532.48	1.9210	0.7684	0.3074	0.1537
15.271	DCBP SURR	0.6881	24866.96	1.7203	0.6881	0.2753	0.1376
		119.4655	1913338.64				

7D
PCB CALIBRATION VERIFICATION SUMMARY
Primary

Lab Name: Phoenix Environmental Client: NETC

Lab Code: Phoenix Case No.: SAS No.: SDG No.: GBY54991

GC Col A: RTX-440 ID: 0.53 (mm) Init. Calib. Date(s): 06/16/17 06/16/17

EPA Sample No.(PIBLK): Date Analyzed:

LAB Sample ID (PIBLK): Time Analyzed:

EPA Sample No.(PEM): mix 600;14o Date Analyzed: 07/13/17

LAB Sample ID (PEM): mix 600;14o - 713A019 Time Analyzed: 14:55

Instrument: ECD24 File: 713A019

COMPOUND	RT	RT WINDOW FROM	RT WINDOW TO	RAW AMOUNT ppb	NOM AMOUNT ppb	% D		CF
Aroclor 1016-1	5.50	5.43	5.53	588	600	2		0.027
Aroclor 1016-2	6.38	6.32	6.42	598	600	0		0.028
Aroclor 1016-3	7.60	7.53	7.63	559	600	7		0.101
Aroclor 1016-4	7.75	7.68	7.78	533	600	11		0.045
Aroclor 1016-5	7.97	7.90	8.00	549	600	9		0.035
Aroclor 1260-1	11.59	11.51	11.65	583	600	3		0.061
Aroclor 1260-2	12.29	12.21	12.35	522	600	13		0.120
Aroclor 1260-3	13.01	12.92	13.06	560	600	7		0.118
Aroclor 1260-4	13.28	13.19	13.33	538	600	10		0.093
Aroclor 1260-5	13.41	13.33	13.47	561	600	7		0.047

QC LIMITS:
%D must be less than or equal to 20% (*) Criteria exceeded. CF=Calibration/Response Factor

FORM VII PCB

7D
PCB CALIBRATION VERIFICATION SUMMARY
Confirmation

Lab Name: Phoenix Environmental Client: NETC

Lab Code: Phoenix Case No.: SAS No.: SDG No.: GBY54991

GC Col B: CLP ID: 0.32 (mm) Init. Calib. Date(s): 06/16/17 06/16/17

EPA Sample No.(PIBLK): Date Analyzed:

LAB Sample ID (PIBLK): Time Analyzed:

EPA Sample No.(PEM): mix 600;14o Date Analyzed: 07/13/17

LAB Sample ID (PEM): mix 600;14o - 713B019 Time Analyzed: 14:55

Instrument: ECD24 File: 713B019

COMPOUND	RT	RT WINDOW FROM	RT WINDOW TO	RAW AMOUNT ppb	NOM AMOUNT ppb	% D		CF
Aroclor 1016-1	4.41	4.38	4.48	553	600	8		0.026
Aroclor 1016-2	5.14	5.13	5.23	519	600	14		0.043
Aroclor 1016-3	6.42	6.40	6.50	518	600	14		0.044
Aroclor 1016-4	6.55	6.54	6.64	583	600	3		0.030
Aroclor 1016-5	7.29	7.29	7.39	629	600	5		0.029
Aroclor 1260-1	9.88	9.86	10.00	568	600	5		0.065
Aroclor 1260-2	10.46	10.45	10.59	509	600	15		0.144
Aroclor 1260-3	11.27	11.26	11.40	561	600	7		0.126
Aroclor 1260-4	11.37	11.36	11.50	611	600	2		0.075
Aroclor 1260-5	11.77	11.76	11.90	507	600	16		0.107

QC LIMITS:
%D must be less than or equal to 20% (*) Criteria exceeded. CF=Calibration/Response Factor

FORM VII PCB

Client Id: Continuing Calibration

Software Version: 4.1<1L22>
Date: 7/14/2017 08:00 AM
Sample Name : mix 600;14o
Data File : E:\TC2017\ECD24\07-JUL\713A019.RAW Date: 7/13/2017 02:55 PM
Sequence File: E:\TC2017\ECD24\07-JUL\PCB.SEQ Cycle: 361 Channel : A
Instrument : AUTO_ECD24 Rack/Vial: 0/0 Operator:
Sample Amount : 1.0000 Dilution Factor : 1.00

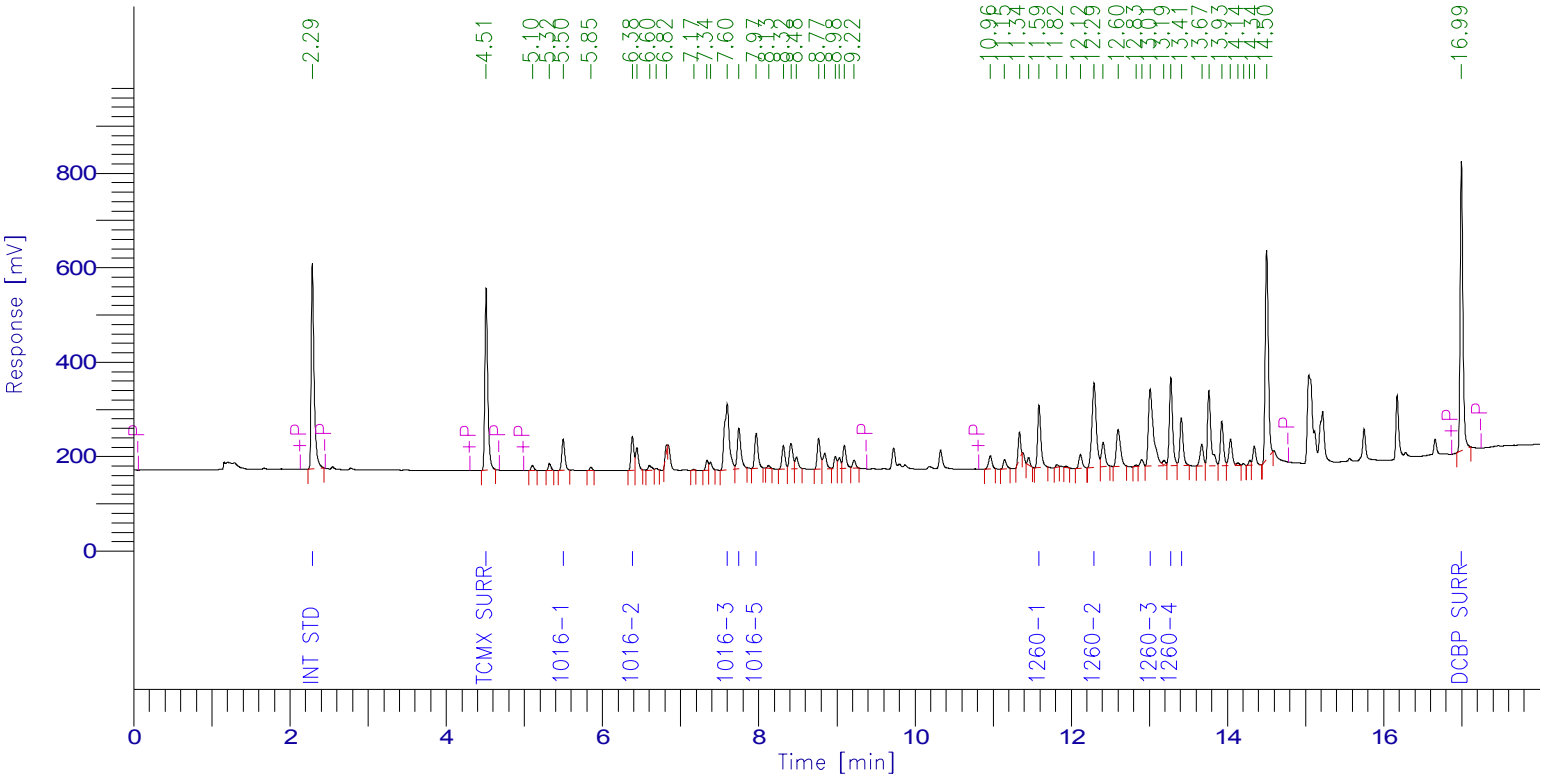

PCB Report

Time [min]	Component Name	Raw Amount	Area [µV·s]	Surrogate SM/WM	Surrogate QC / SL	Spike Rec Soils (%)	Spike Rec Water (%)
2.286	Int Std	100.0000	1098376.32	250.0000	100.0000	40.0000	20.0000
4.510	TCMX SURR	78.3275	1018771.20	195.8187	78.3275	31.3310	15.6655
5.497	1016-1	588.3824	174740.64	1470.9559	588.3824	235.3529	117.6765
6.383	1016-2	597.6306	183730.38	1494.0766	597.6306	239.0523	119.5261
7.598	1016-3	558.8070	619160.88	1397.0175	558.8070	223.5228	111.7614
7.746	1016-4	532.8651	264045.60	1332.1629	532.8651	213.1461	106.5730
7.968	1016-5	548.9463	210533.52	1372.3658	548.9463	219.5785	109.7893
11.588	1260-1	582.6311	389664.00	1456.5777	582.6311	233.0524	116.5262
12.293	1260-2	521.7012	685195.60	1304.2530	521.7012	208.6805	104.3402
13.009	1260-3	560.0399	723624.06	1400.0998	560.0399	224.0160	112.0080
13.275	1260-4	537.9803	546912.84	1344.9507	537.9803	215.1921	107.5961
13.409	1260-5	561.4984	290850.86	1403.7460	561.4984	224.5994	112.2997
16.994	DCBP SURR	79.9260	1459911.52	199.8149	79.9260	31.9704	15.9852
		5848.7358	7665517.42				

Client Id: Continuing Calibration

Software Version: 4.1<1L22>
Date: 7/14/2017 08:02 AM
Sample Name : mix 600;14o
Data File : E:\TC2017\ECD24\07-JUL\713B019.RAW Date: 7/13/2017 02:55 PM
Sequence File: E:\TC2017\ECD24\07-JUL\PCB.SEQ Cycle: 361 Channel : B
Instrument : AUTO_ECD24 Rack/Vial: 0/0 Operator:
Sample Amount : 1.0000 Dilution Factor : 1.00

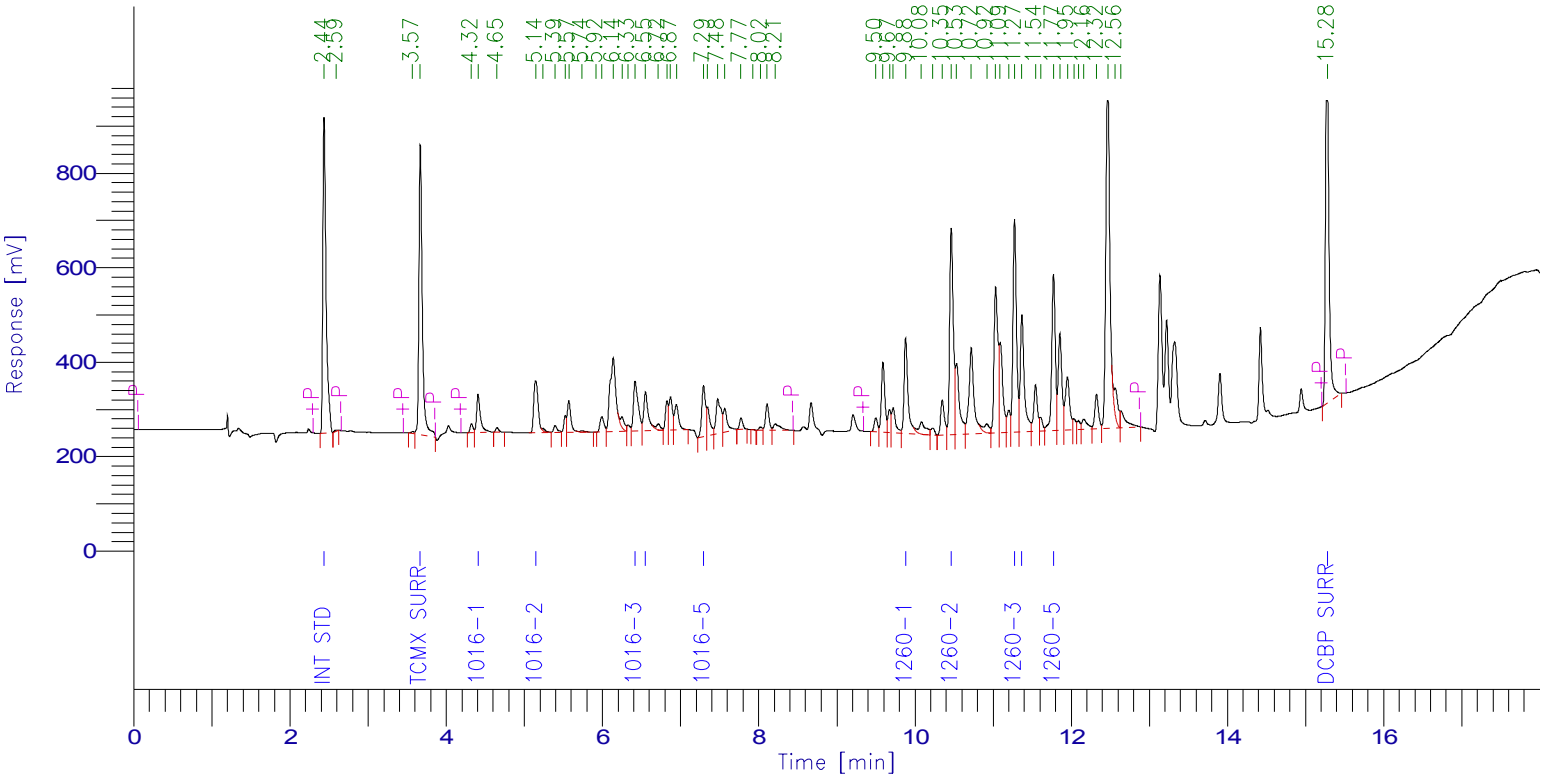

PCB Report

Time [min]	Component Name	Raw Amount	Area [µV·s]	Surrogate SM/WM	Surrogate QC / SL	Spike Rec Soils (%)	Spike Rec Water (%)
2.435	Int Std	100.0000	1949507.68	250.0000	100.0000	40.0000	20.0000
3.668	TCMX SURR	80.3888	1817040.81	200.9719	80.3888	32.1555	16.0778
4.407	1016-1	553.3865	281796.07	1383.4662	553.3865	221.3546	110.6773
5.144	1016-2	518.8651	433734.03	1297.1626	518.8651	207.5460	103.7730
6.417	1016-3	518.4049	447296.41	1296.0123	518.4049	207.3620	103.6810
6.550	1016-4	582.9023	342855.90	1457.2557	582.9023	233.1609	116.5805
7.293	1016-5	629.1373	353615.29	1572.8434	629.1373	251.6549	125.8275
9.880	1260-1	567.6083	724587.20	1419.0207	567.6083	227.0433	113.5217
10.464	1260-2	509.0694	1433865.75	1272.6735	509.0694	203.6278	101.8139
11.274	1260-3	561.1761	1380125.72	1402.9402	561.1761	224.4704	112.2352
11.369	1260-4	610.9058	891201.45	1527.2645	610.9058	244.3623	122.1812
11.772	1260-5	507.1226	1056819.73	1267.8064	507.1226	202.8490	101.4245
15.281	DCBP SURR	58.0685	2192689.60	145.1713	58.0685	23.2274	11.6137
		5797.0355	13305135.65				

7D
PCB CALIBRATION VERIFICATION SUMMARY
Primary

Lab Name: Phoenix Environmental Client: NETC

Lab Code: Phoenix Case No.: SAS No.: SDG No.: GBY54991

GC Col A: RTX-440 ID: 0.53 (mm) Init. Calib. Date(s): 06/16/17 06/16/17

EPA Sample No.(PIBLK): hex Date Analyzed: 07/13/17

LAB Sample ID (PIBLK): hex - 713A030 Time Analyzed: 19:10

EPA Sample No.(PEM): Date Analyzed:

LAB Sample ID (PEM): Time Analyzed:

Instrument: ECD24 File: 713A030

COMPOUND	RT	RT WINDOW FROM	RT WINDOW TO	CALC AMOUNT ppb	NOM AMOUNT ppb	% D		CF
Aroclor 1016-1		5.43	5.53	33U				
Aroclor 1016-2		6.32	6.42	33U				
Aroclor 1016-3		7.53	7.63	33U				
Aroclor 1016-4		7.68	7.78	33U				
Aroclor 1016-5		7.90	8.00	33U				
Aroclor 1260-1		11.51	11.65	33U				
Aroclor 1260-2		12.21	12.35	33U				
Aroclor 1260-3		12.92	13.06	33U				
Aroclor 1260-4		13.19	13.33	33U				
Aroclor 1260-5		13.33	13.47	33U				

QC LIMITS:
%D must be less than or equal to 20% (*) Criteria exceeded. CF=Calibration/Response Factor
Both channels need to have the compound detected for a concentration to be reported on either channel.

FORM VII PCB

7D
PCB CALIBRATION VERIFICATION SUMMARY
Confirmation

Lab Name: Phoenix Environmental Client: NETC

Lab Code: Phoenix Case No.: SAS No.: SDG No.: GBY54991

GC Col B: CLP ID: 0.32 (mm) Init. Calib. Date(s): 06/16/17 06/16/17

EPA Sample No.(PIBLK): hex Date Analyzed: 07/13/17

LAB Sample ID (PIBLK): hex - 713B030 Time Analyzed: 19:10

EPA Sample No.(PEM): Date Analyzed:

LAB Sample ID (PEM): Time Analyzed:

Instrument: ECD24 File: 713B030

COMPOUND	RT	RT WINDOW FROM	RT WINDOW TO	CALC AMOUNT ppb	NOM AMOUNT ppb	% D		CF
Aroclor 1016-1		4.38	4.48	33U				
Aroclor 1016-2		5.13	5.23	33U				
Aroclor 1016-3		6.40	6.50	33U				
Aroclor 1016-4		6.54	6.64	33U				
Aroclor 1016-5		7.29	7.39	33U				
Aroclor 1260-1		9.86	10.00	33U				
Aroclor 1260-2		10.45	10.59	33U				
Aroclor 1260-3		11.26	11.40	33U				
Aroclor 1260-4		11.36	11.50	33U				
Aroclor 1260-5		11.76	11.90	33U				

QC LIMITS:
%D must be less than or equal to 20% (*) Criteria exceeded. CF=Calibration/Response Factor
Both channels need to have the compound detected for a concentration to be reported on either channel.

FORM VII PCB

Client Id: Continuing Blank

Software Version: 4.1<1L22>
Date: 7/14/2017 08:01 AM
Sample Name : hex
Data File : E:\TC2017\ECD24\07-JUL\713A030.RAW Date: 7/13/2017 07:10 PM
Sequence File: E:\TC2017\ECD24\07-JUL\PCB.SEQ Cycle: 372 Channel : A
Instrument : AUTO_ECD24 Rack/Vial: 0/0 Operator:
Sample Amount : 1.0000 Dilution Factor : 1.00

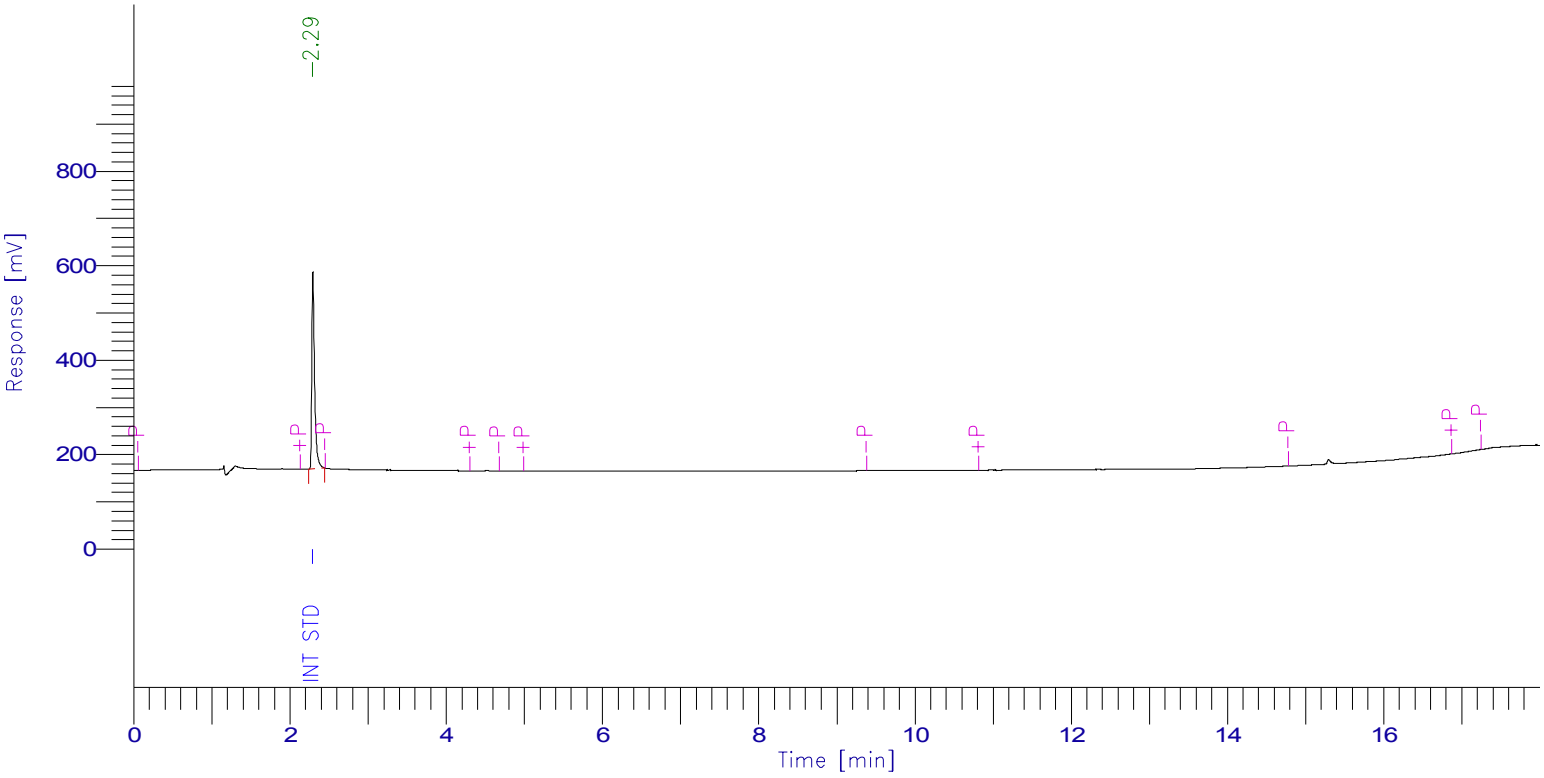

PCB Report

Time [min]	Component Name	Raw Amount	Area [µV·s]	Surrogate SM/WM	Surrogate QC / SL	Spike Rec Soils (%)	Spike Rec Water (%)
2.292	Int Std	100.0000	1015035.04	250.0000	100.0000	40.0000	20.0000
4.487	TCMX SURR	0.0000	0.00	0.0000	0.0000	0.0000	0.0000
5.477	1016-1	0.0000	0.00	0.0000	0.0000	0.0000	0.0000
6.367	1016-2	0.0000	0.00	0.0000	0.0000	0.0000	0.0000
7.582	1016-3	0.0000	0.00	0.0000	0.0000	0.0000	0.0000
7.732	1016-4	0.0000	0.00	0.0000	0.0000	0.0000	0.0000
7.953	1016-5	0.0000	0.00	0.0000	0.0000	0.0000	0.0000
11.577	1260-1	0.0000	0.00	0.0000	0.0000	0.0000	0.0000
12.278	1260-2	0.0000	0.00	0.0000	0.0000	0.0000	0.0000
12.992	1260-3	0.0000	0.00	0.0000	0.0000	0.0000	0.0000
13.264	1260-4	0.0000	0.00	0.0000	0.0000	0.0000	0.0000
13.400	1260-5	0.0000	0.00	0.0000	0.0000	0.0000	0.0000
16.994	DCBP SURR	0.0000	0.00	0.0000	0.0000	0.0000	0.0000
		100.0000	1015035.04				

Client Id: Continuing Blank

Software Version: 4.1<1L22>
Date: 7/14/2017 08:02 AM
Sample Name : hex
Data File : E:\TC2017\ECD24\07-JUL\713B030.RAW Date: 7/13/2017 07:10 PM
Sequence File: E:\TC2017\ECD24\07-JUL\PCB.SEQ Cycle: 372 Channel : B
Instrument : AUTO_ECD24 Rack/Vial: 0/0 Operator:
Sample Amount : 1.0000 Dilution Factor : 1.00

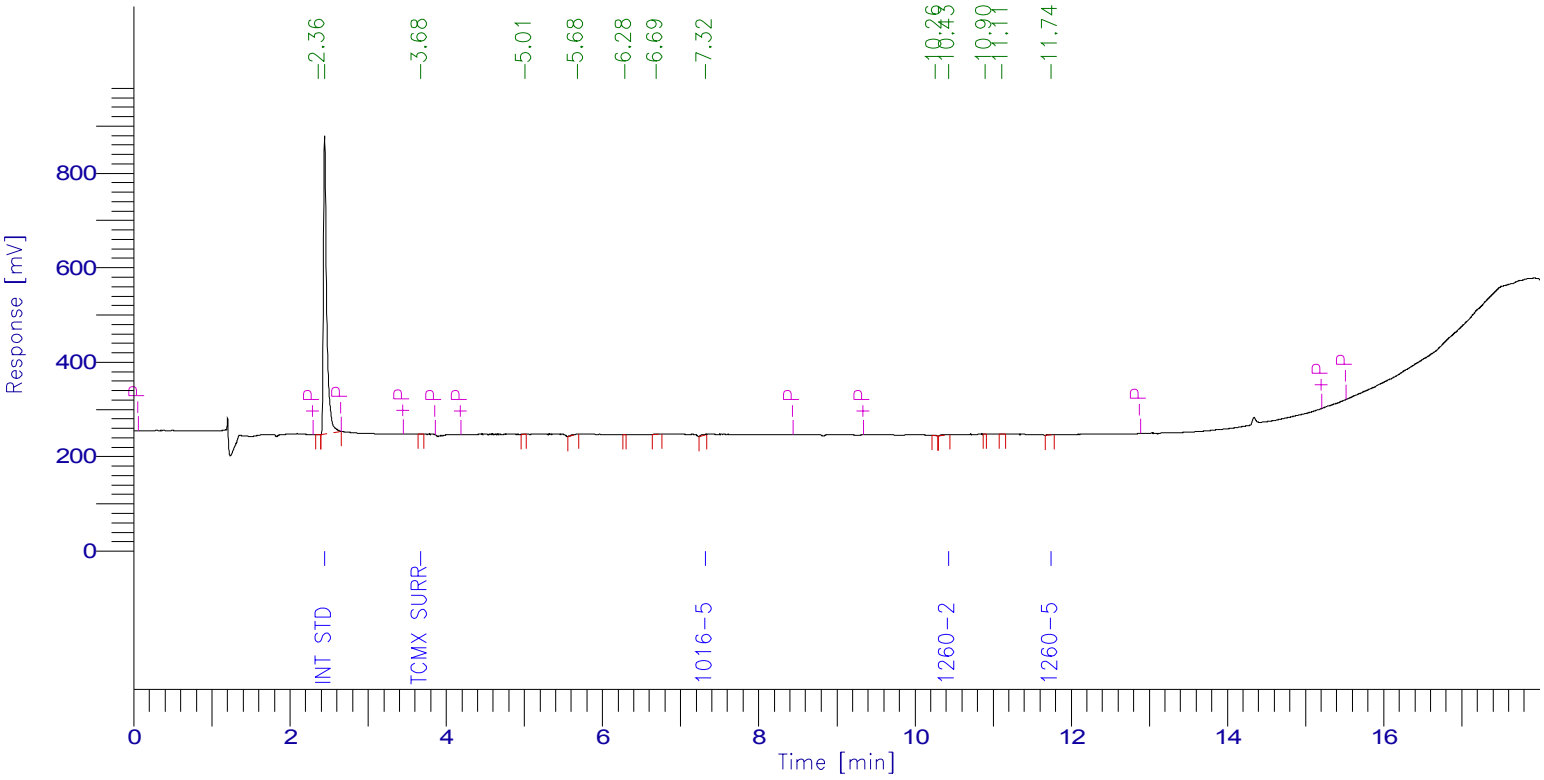

PCB Report

Time [min]	Component Name	Raw Amount	Area [µV·s]	Surrogate SM/WM	Surrogate QC / SL	Spike Rec Soils (%)	Spike Rec Water (%)
2.442	Int Std	100.0000	1876111.52	250.0000	100.0000	40.0000	20.0000
3.675	TCMX SURR	0.0478	1040.48	0.1196	0.0478	0.0191	0.0096
4.400	1016-1	0.0000	0.00	0.0000	0.0000	0.0000	0.0000
5.139	1016-2	0.0000	0.00	0.0000	0.0000	0.0000	0.0000
6.405	1016-3	0.0000	0.00	0.0000	0.0000	0.0000	0.0000
6.537	1016-4	0.0000	0.00	0.0000	0.0000	0.0000	0.0000
7.320	1016-5	12.1906	6593.92	30.4765	12.1906	4.8762	2.4381
9.872	1260-1	0.0000	0.00	0.0000	0.0000	0.0000	0.0000
10.427	1260-2	3.1497	8537.68	7.8743	3.1497	1.2599	0.6299
11.263	1260-3	0.0000	0.00	0.0000	0.0000	0.0000	0.0000
11.357	1260-4	0.0000	0.00	0.0000	0.0000	0.0000	0.0000
11.739	1260-5	2.1498	4311.36	5.3744	2.1498	0.8599	0.4300
15.333	DCBP SURR	0.0000	0.00	0.0000	0.0000	0.0000	0.0000
		117.5379	1896594.96				

7D
PCB CALIBRATION VERIFICATION SUMMARY
Primary

Lab Name: Phoenix Environmental Client: NETC

Lab Code: Phoenix Case No.: SAS No.: SDG No.: GBY54991

GC Col A: RTX-440 ID: 0.53 (mm) Init. Calib. Date(s): 06/16/17 06/16/17

EPA Sample No.(PIBLK): Date Analyzed:

LAB Sample ID (PIBLK): Time Analyzed:

EPA Sample No.(PEM): mix 600;14o Date Analyzed: 07/13/17

LAB Sample ID (PEM): mix 600;14o - 713A031 Time Analyzed: 19:33

Instrument: ECD24 File: 713A031

COMPOUND	RT	RT WINDOW FROM	RT WINDOW TO	RAW AMOUNT ppb	NOM AMOUNT ppb	% D		CF
Aroclor 1016-1	5.50	5.43	5.53	585	600	3		0.027
Aroclor 1016-2	6.39	6.32	6.42	589	600	2		0.028
Aroclor 1016-3	7.61	7.53	7.63	548	600	9		0.101
Aroclor 1016-4	7.75	7.68	7.78	520	600	13		0.045
Aroclor 1016-5	7.98	7.90	8.00	534	600	11		0.035
Aroclor 1260-1	11.59	11.51	11.65	575	600	4		0.061
Aroclor 1260-2	12.30	12.21	12.35	514	600	14		0.120
Aroclor 1260-3	13.02	12.92	13.06	572	600	5		0.118
Aroclor 1260-4	13.28	13.19	13.33	542	600	10		0.093
Aroclor 1260-5	13.42	13.33	13.47	563	600	6		0.047

QC LIMITS:
%D must be less than or equal to 20% (*) Criteria exceeded. CF=Calibration/Response Factor

FORM VII PCB

7D
PCB CALIBRATION VERIFICATION SUMMARY
Confirmation

Lab Name: Phoenix Environmental Client: NETC

Lab Code: Phoenix Case No.: SAS No.: SDG No.: GBY54991

GC Col B: CLP ID: 0.32 (mm) Init. Calib. Date(s): 06/16/17 06/16/17

EPA Sample No.(PIBLK): Date Analyzed:

LAB Sample ID (PIBLK): Time Analyzed:

EPA Sample No.(PEM): mix 600;14o Date Analyzed: 07/13/17

LAB Sample ID (PEM): mix 600;14o - 713B031 Time Analyzed: 19:33

Instrument: ECD24 File: 713B031

COMPOUND	RT	RT WINDOW FROM	RT WINDOW TO	RAW AMOUNT ppb	NOM AMOUNT ppb	% D		CF
Aroclor 1016-1	4.41	4.38	4.48	550	600	8		0.026
Aroclor 1016-2	5.15	5.13	5.23	524	600	13		0.043
Aroclor 1016-3	6.42	6.40	6.50	597	600	1		0.044
Aroclor 1016-4	6.56	6.54	6.64	752	600	25	*	0.030
Aroclor 1016-5	7.30	7.29	7.39	654	600	9		0.029
Aroclor 1260-1	9.89	9.86	10.00	567	600	6		0.065
Aroclor 1260-2	10.47	10.45	10.59	506	600	16		0.144
Aroclor 1260-3	11.28	11.26	11.40	564	600	6		0.126
Aroclor 1260-4	11.38	11.36	11.50	614	600	2		0.075
Aroclor 1260-5	11.78	11.76	11.90	494	600	18		0.107

QC LIMITS:
%D must be less than or equal to 20% (*) Criteria exceeded. CF=Calibration/Response Factor

FORM VII PCB

Client Id: Continuing Calibration

Software Version: 4.1<1L22>
Date: 7/14/2017 08:01 AM
Sample Name : mix 600;14o
Data File : E:\TC2017\ECD24\07-JUL\713A031.RAW Date: 7/13/2017 07:33 PM
Sequence File: E:\TC2017\ECD24\07-JUL\PCB.SEQ Cycle: 373 Channel : A
Instrument : AUTO_ECD24 Rack/Vial: 0/0 Operator:
Sample Amount : 1.0000 Dilution Factor : 1.00

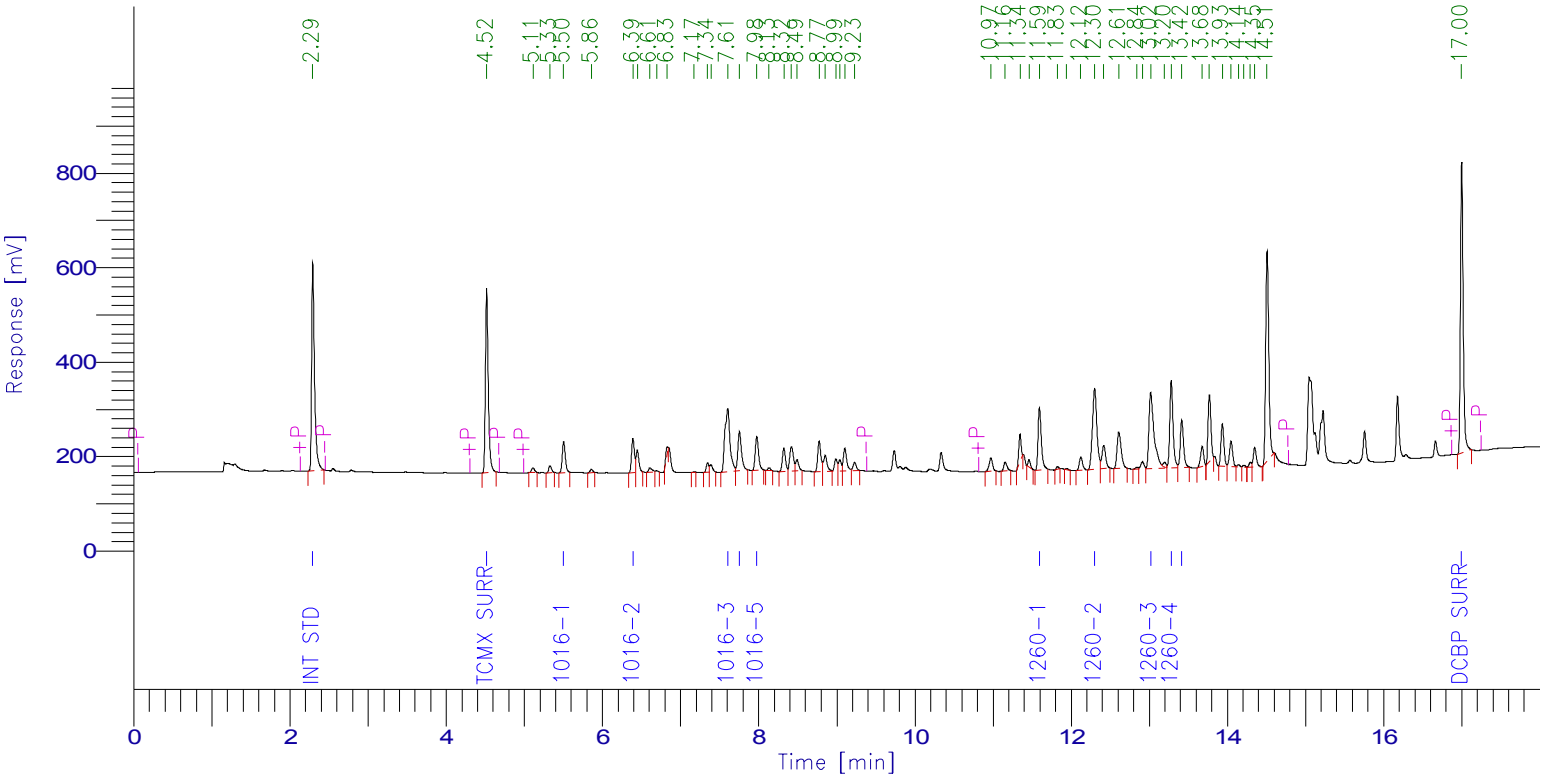

PCB Report

Time [min]	Component Name	Raw Amount	Area [µV·s]	Surrogate SM/WM	Surrogate QC / SL	Spike Rec Soils (%)	Spike Rec Water (%)
2.291	Int Std	100.0000	1105172.08	250.0000	100.0000	40.0000	20.0000
4.517	TCMX SURR	77.5492	1014889.20	193.8731	77.5492	31.0197	15.5098
5.502	1016-1	584.9387	174792.72	1462.3467	584.9387	233.9755	116.9877
6.389	1016-2	588.5624	182062.03	1471.4060	588.5624	235.4250	117.7125
7.605	1016-3	548.2973	611274.88	1370.7433	548.2973	219.3189	109.6595
7.753	1016-4	520.3674	259448.08	1300.9186	520.3674	208.1470	104.0735
7.975	1016-5	534.1746	206135.76	1335.4365	534.1746	213.6698	106.8349
11.593	1260-1	574.7007	386738.24	1436.7518	574.7007	229.8803	114.9401
12.300	1260-2	514.2920	679643.67	1285.7301	514.2920	205.7168	102.8584
13.016	1260-3	572.1242	743811.79	1430.3105	572.1242	228.8497	114.4248
13.280	1260-4	541.6380	554038.08	1354.0950	541.6380	216.6552	108.3276
13.415	1260-5	562.7857	293321.29	1406.9642	562.7857	225.1143	112.5571
16.997	DCBP SURR	79.7014	1464817.52	199.2536	79.7014	31.8806	15.9403
		5799.1316	7676145.34				

Client Id: Continuing Calibration

Software Version: 4.1<1L22>
Date: 7/14/2017 08:02 AM
Sample Name : mix 600;14o
Data File : E:\TC2017\ECD24\07-JUL\713B031.RAW Date: 7/13/2017 07:33 PM
Sequence File: E:\TC2017\ECD24\07-JUL\PCB.SEQ Cycle: 373 Channel : B
Instrument : AUTO_ECD24 Rack/Vial: 0/0 Operator:
Sample Amount : 1.0000 Dilution Factor : 1.00

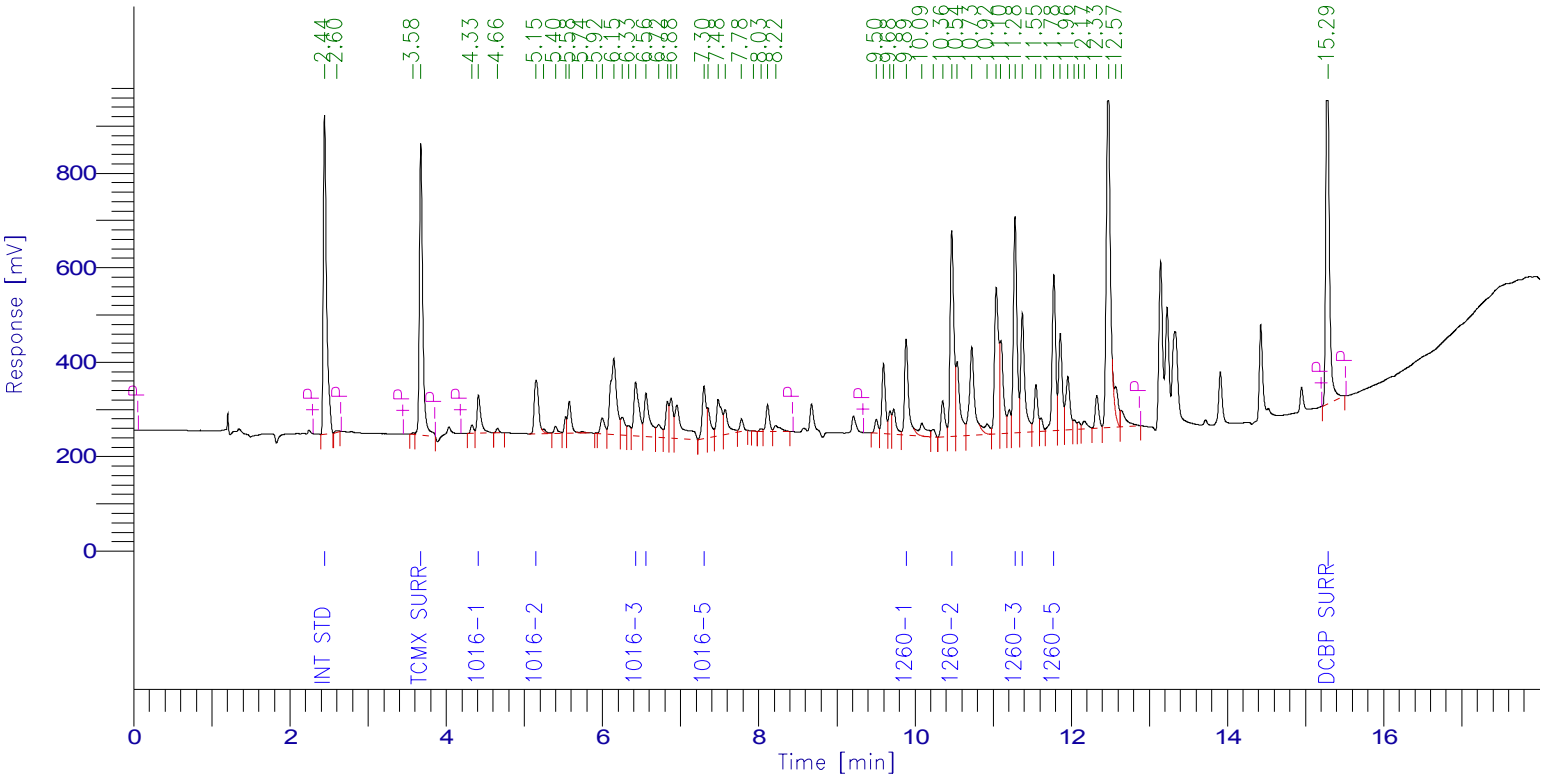

PCB Report

Time [min]	Component Name	Raw Amount	Area [µV·s]	Surrogate SM/WM	Surrogate QC / SL	Spike Rec Soils (%)	Spike Rec Water (%)
2.441	Int Std	100.0000	1990455.20	250.0000	100.0000	40.0000	20.0000
3.674	TCMX SURR	78.8645	1820030.22	197.1614	78.8645	31.5458	15.7729
4.413	1016-1	550.2199	286068.57	1375.5498	550.2199	220.0880	110.0440
5.150	1016-2	523.5191	446816.34	1308.7977	523.5191	209.4076	104.7038
6.423	1016-3	596.6573	525628.22	1491.6432	596.6573	238.6629	119.3315
6.556	1016-4	751.9270	451563.71	1879.8176	751.9270	300.7708	150.3854
7.299	1016-5	653.7559	375170.47	1634.3897	653.7559	261.5024	130.7512
9.887	1260-1	567.1357	739190.54	1417.8393	567.1357	226.8543	113.4271
10.471	1260-2	506.4126	1456342.34	1266.0315	506.4126	202.5650	101.2825
11.280	1260-3	564.1579	1416601.24	1410.3947	564.1579	225.6632	112.8316
11.375	1260-4	614.4735	915234.27	1536.1838	614.4735	245.7894	122.8947
11.777	1260-5	493.8717	1050823.09	1234.6793	493.8717	197.5487	98.7743
15.287	DCBP SURR	58.8109	2267364.16	147.0271	58.8109	23.5243	11.7622
		6059.8061	13741288.36				

7D
PCB CALIBRATION VERIFICATION SUMMARY
Primary

Lab Name: Phoenix Environmental Client: NETC

Lab Code: Phoenix Case No.: SAS No.: SDG No.: GBY54991

GC Col A: RTX-440 ID: 0.53 (mm) Init. Calib. Date(s): 06/06/17 06/06/17

EPA Sample No.(PIBLK): hex Date Analyzed: 07/13/17

LAB Sample ID (PIBLK): hex - 713A017 Time Analyzed: 14:30

EPA Sample No.(PEM): Date Analyzed:

LAB Sample ID (PEM): Time Analyzed:

Instrument: ECD29 File: 713A017

COMPOUND	RT	RT WINDOW FROM	RT WINDOW TO	CALC AMOUNT ppb	NOM AMOUNT ppb	% D		CF
Aroclor 1016-1		5.76	5.86	33U				
Aroclor 1016-2		6.53	6.63	33U				
Aroclor 1016-3		7.58	7.68	33U				
Aroclor 1016-4		7.89	7.99	33U				
Aroclor 1016-5		8.19	8.29	33U				
Aroclor 1260-1		10.96	11.10	33U				
Aroclor 1260-2		11.76	11.90	33U				
Aroclor 1260-3		12.06	12.20	33U				
Aroclor 1260-4		12.26	12.40	33U				
Aroclor 1260-5		12.37	12.51	33U				

QC LIMITS:
%D must be less than or equal to 20% (*) Criteria exceeded. CF=Calibration/Response Factor
Both channels need to have the compound detected for a concentration to be reported on either channel.

FORM VII PCB

7D
PCB CALIBRATION VERIFICATION SUMMARY
Confirmation

Lab Name: Phoenix Environmental Client: NETC

Lab Code: Phoenix Case No.: SAS No.: SDG No.: GBY54991

GC Col B: Rxi-35sil ms ID: 0.32 (mm) Init. Calib. Date(s): 06/06/17 06/06/17

EPA Sample No.(PIBLK): hex Date Analyzed: 07/13/17

LAB Sample ID (PIBLK): hex - 713B017 Time Analyzed: 14:30

EPA Sample No.(PEM): Date Analyzed:

LAB Sample ID (PEM): Time Analyzed:

Instrument: ECD29 File: 713B017

COMPOUND	RT	RT WINDOW FROM	RT WINDOW TO	CALC AMOUNT ppb	NOM AMOUNT ppb	% D		CF
Aroclor 1016-1		6.61	6.71	33U				
Aroclor 1016-2		7.45	7.55	33U				
Aroclor 1016-3		8.62	8.72	33U				
Aroclor 1016-4		8.89	8.99	33U				
Aroclor 1016-5		9.04	9.14	33U				
Aroclor 1260-1		11.88	12.02	33U				
Aroclor 1260-2		12.24	12.38	33U				
Aroclor 1260-3		12.96	13.10	33U				
Aroclor 1260-4		13.06	13.20	33U				
Aroclor 1260-5		13.17	13.31	33U				

QC LIMITS:
%D must be less than or equal to 20% (*) Criteria exceeded. CF=Calibration/Response Factor
Both channels need to have the compound detected for a concentration to be reported on either channel.

FORM VII PCB

Client Id: Continuing Blank

Software Version: 4.1<1L22>
Date: 7/14/2017 08:26 AM
Sample Name : hex
Data File : E:\TC2017\ECD29\07-JUL\713A017.RAW Date: 7/13/2017 02:30 PM
Sequence File: E:\TC2017\ECD29\07-JUL\PCB_SEQ.SEQ Cycle: 252 Channel : A
Instrument : AUTO_ECD29 Rack/Vial: 0/0 Operator:
Sample Amount : 1.0000 Dilution Factor : 1.00

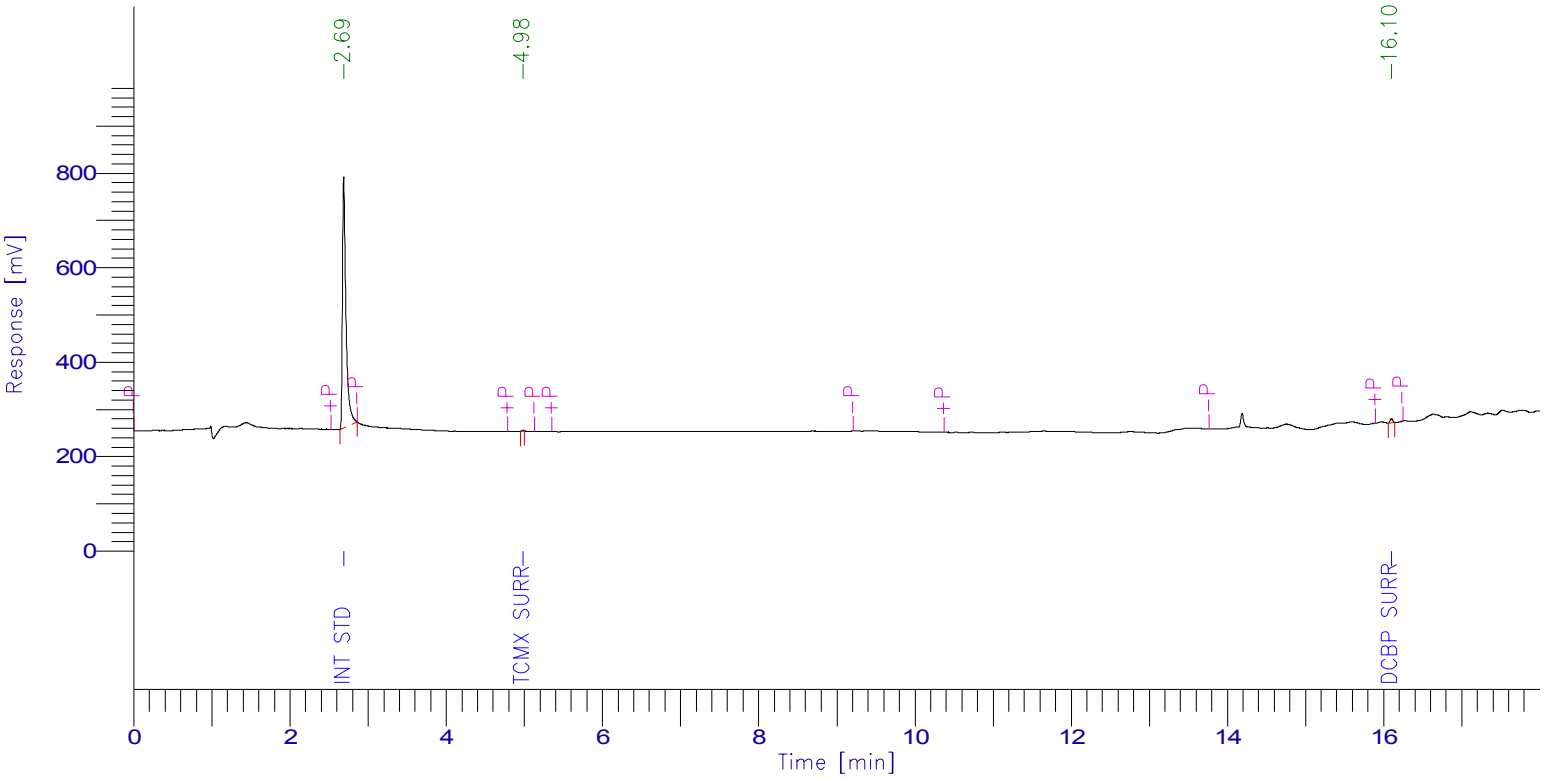

PCB Report

Time [min]	Component Name	Raw Amount	Area [µV·s]	Surrogate SM/WM	Surrogate QC / SL	Spike Rec Soils (%)	Spike Rec Water (%)
2.687	Int Std	100.0000	1704247.60	250.0000	100.0000	40.0000	20.0000
4.981	TCMX SURR	0.0933	2461.36	0.2332	0.0933	0.0373	0.0187
5.816	1016-1	0.0000	0.00	0.0000	0.0000	0.0000	0.0000
6.588	1016-2	0.0000	0.00	0.0000	0.0000	0.0000	0.0000
7.629	1016-3	0.0000	0.00	0.0000	0.0000	0.0000	0.0000
7.946	1016-4	0.0000	0.00	0.0000	0.0000	0.0000	0.0000
8.244	1016-5	0.0000	0.00	0.0000	0.0000	0.0000	0.0000
11.037	1260-1	0.0000	0.00	0.0000	0.0000	0.0000	0.0000
11.837	1260-2	0.0000	0.00	0.0000	0.0000	0.0000	0.0000
12.129	1260-3	0.0000	0.00	0.0000	0.0000	0.0000	0.0000
12.336	1260-4	0.0000	0.00	0.0000	0.0000	0.0000	0.0000
12.445	1260-5	0.0000	0.00	0.0000	0.0000	0.0000	0.0000
16.097	DCBP SURR	0.6983	19206.56	1.7456	0.6983	0.2793	0.1397
		100.7915	1725915.52				

Client Id: Continuing Blank

Software Version: 4.1<1L22>
Date: 7/14/2017 08:28 AM
Sample Name : hex
Data File : E:\TC2017\ECD29\07-JUL\713B017.RAW Date: 7/13/2017 02:30 PM
Sequence File: E:\TC2017\ECD29\07-JUL\PCB_SEQ.SEQ Cycle: 252 Channel : B
Instrument : AUTO_ECD29 Rack/Vial: 0/0 Operator:
Sample Amount : 1.0000 Dilution Factor : 1.00

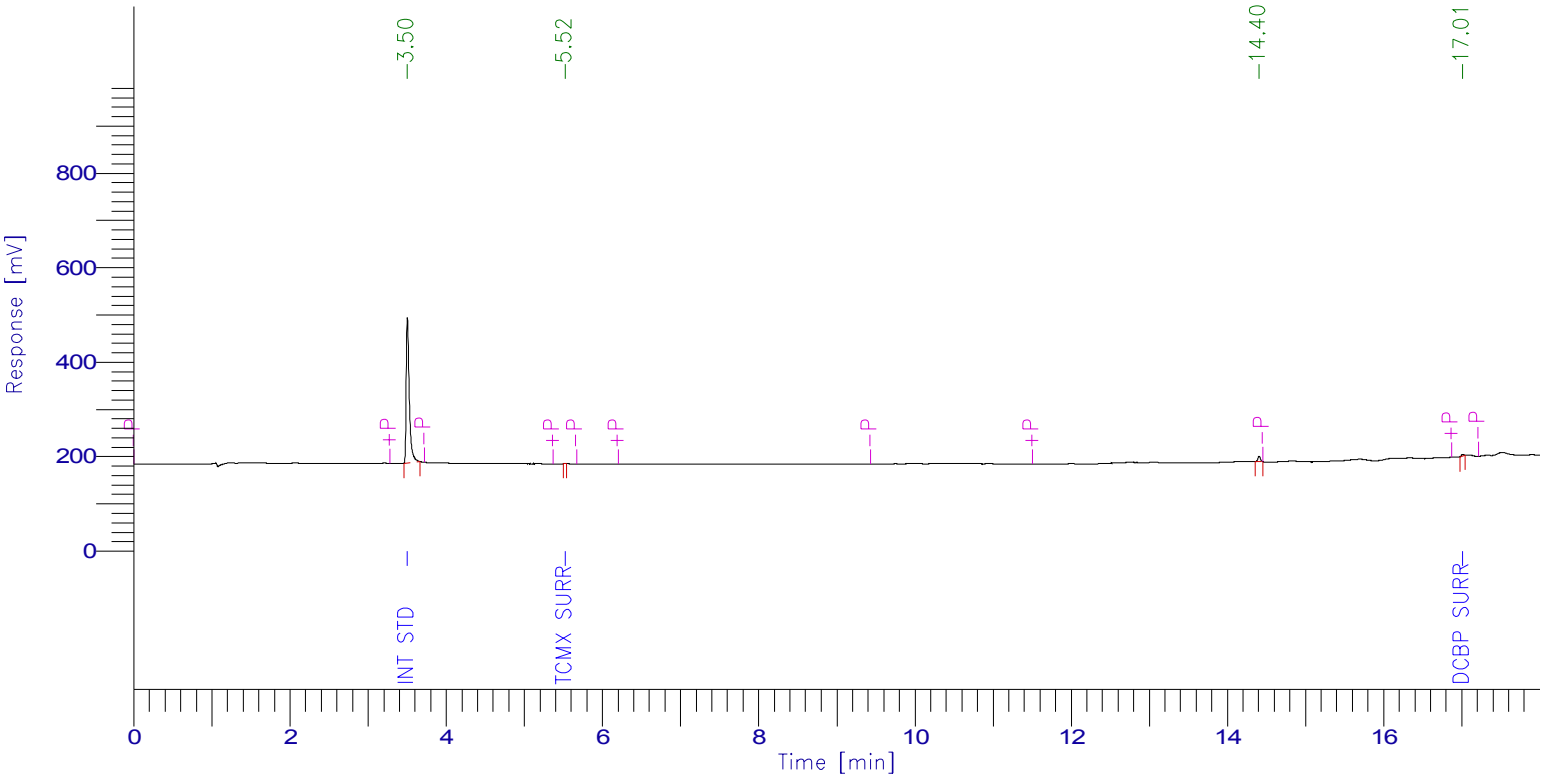

PCB Report

Time [min]	Component Name	Raw Amount	Area [µV·s]	Surrogate SM/WM	Surrogate QC / SL	Spike Rec Soils (%)	Spike Rec Water (%)
3.503	Int Std	100.0000	847738.08	250.0000	100.0000	40.0000	20.0000
5.524	TCMX SURR	0.0784	1028.00	0.1960	0.0784	0.0314	0.0157
6.711	1016-1	0.0000	0.00	0.0000	0.0000	0.0000	0.0000
7.552	1016-2	0.0000	0.00	0.0000	0.0000	0.0000	0.0000
8.728	1016-3	0.0000	0.00	0.0000	0.0000	0.0000	0.0000
9.003	1016-4	0.0000	0.00	0.0000	0.0000	0.0000	0.0000
9.150	1016-5	0.0000	0.00	0.0000	0.0000	0.0000	0.0000
11.959	1260-1	0.0000	0.00	0.0000	0.0000	0.0000	0.0000
12.319	1260-2	0.0000	0.00	0.0000	0.0000	0.0000	0.0000
13.039	1260-3	0.0000	0.00	0.0000	0.0000	0.0000	0.0000
13.133	1260-4	0.0000	0.00	0.0000	0.0000	0.0000	0.0000
13.240	1260-5	0.0000	0.00	0.0000	0.0000	0.0000	0.0000
17.011	DCBP SURR	0.6809	7619.92	1.7022	0.6809	0.2724	0.1362
		100.7593	856386.00				

7D
PCB CALIBRATION VERIFICATION SUMMARY
Primary

Lab Name: Phoenix Environmental Client: NETC

Lab Code: Phoenix Case No.: SAS No.: SDG No.: GBY54991

GC Col A: RTX-440 ID: 0.53 (mm) Init. Calib. Date(s): 06/06/17 06/06/17

EPA Sample No.(PIBLK): Date Analyzed:

LAB Sample ID (PIBLK): Time Analyzed:

EPA Sample No.(PEM): mix 600;14o Date Analyzed: 07/13/17

LAB Sample ID (PEM): mix 600;14o - 713A018 Time Analyzed: 14:53

Instrument: ECD29 File: 713A018

COMPOUND	RT	RT WINDOW FROM	RT WINDOW TO	RAW AMOUNT ppb	NOM AMOUNT ppb	% D		CF
Aroclor 1016-1	5.86	5.76	5.86	586	600	2		0.032
Aroclor 1016-2	6.64	6.53	6.63	591	600	2		0.044
Aroclor 1016-3	7.68	7.58	7.68	576	600	4		0.144
Aroclor 1016-4	8.00	7.89	7.99	717	600	20		0.043
Aroclor 1016-5	8.29	8.19	8.29	579	600	4		0.034
Aroclor 1260-1	11.09	10.96	11.10	526	600	12		0.093
Aroclor 1260-2	11.89	11.76	11.90	583	600	3		0.058
Aroclor 1260-3	12.18	12.06	12.20	548	600	9		0.130
Aroclor 1260-4	12.39	12.26	12.40	515	600	14		0.084
Aroclor 1260-5	12.49	12.37	12.51	537	600	11		0.048

QC LIMITS:
%D must be less than or equal to 20% (*) Criteria exceeded. CF=Calibration/Response Factor

FORM VII PCB

7D
PCB CALIBRATION VERIFICATION SUMMARY
Confirmation

Lab Name: Phoenix Environmental Client: NETC

Lab Code: Phoenix Case No.: SAS No.: SDG No.: GBY54991

GC Col B: Rxi-35sil ms ID: 0.32 (mm) Init. Calib. Date(s): 06/06/17 06/06/17

EPA Sample No.(PIBLK): Date Analyzed:

LAB Sample ID (PIBLK): Time Analyzed:

EPA Sample No.(PEM): mix 600;14o Date Analyzed: 07/13/17

LAB Sample ID (PEM): mix 600;14o - 713B018 Time Analyzed: 14:53

Instrument: ECD29 File: 713B018

COMPOUND	RT	RT WINDOW FROM	RT WINDOW TO	RAW AMOUNT ppb	NOM AMOUNT ppb	% D		CF
Aroclor 1016-1	6.71	6.61	6.71	555	600	8		0.041
Aroclor 1016-2	7.55	7.45	7.55	533	600	11		0.080
Aroclor 1016-3	8.72	8.62	8.72	547	600	9		0.065
Aroclor 1016-4	9.00	8.89	8.99	541	600	10		0.039
Aroclor 1016-5	9.14	9.04	9.14	566	600	6		0.038
Aroclor 1260-1	12.01	11.88	12.02	520	600	13		0.089
Aroclor 1260-2	12.37	12.24	12.38	512	600	15		0.100
Aroclor 1260-3	13.09	12.96	13.10	555	600	8		0.113
Aroclor 1260-4	13.19	13.06	13.20	569	600	5		0.077
Aroclor 1260-5	13.29	13.17	13.31	597	600	1		0.044

QC LIMITS:
%D must be less than or equal to 20% (*) Criteria exceeded. CF=Calibration/Response Factor

FORM VII PCB

Client Id: Continuing Calibration

Software Version: 4.1<1L22>
Date: 7/14/2017 08:26 AM
Sample Name : mix 600;14o
Data File : E:\TC2017\ECD29\07-JUL\713A018.RAW Date: 7/13/2017 02:53 PM
Sequence File: E:\TC2017\ECD29\07-JUL\PCB_SEQ.SEQ Cycle: 253 Channel : A
Instrument : AUTO_ECD29 Rack/Vial: 0/0 Operator:
Sample Amount : 1.0000 Dilution Factor : 1.00

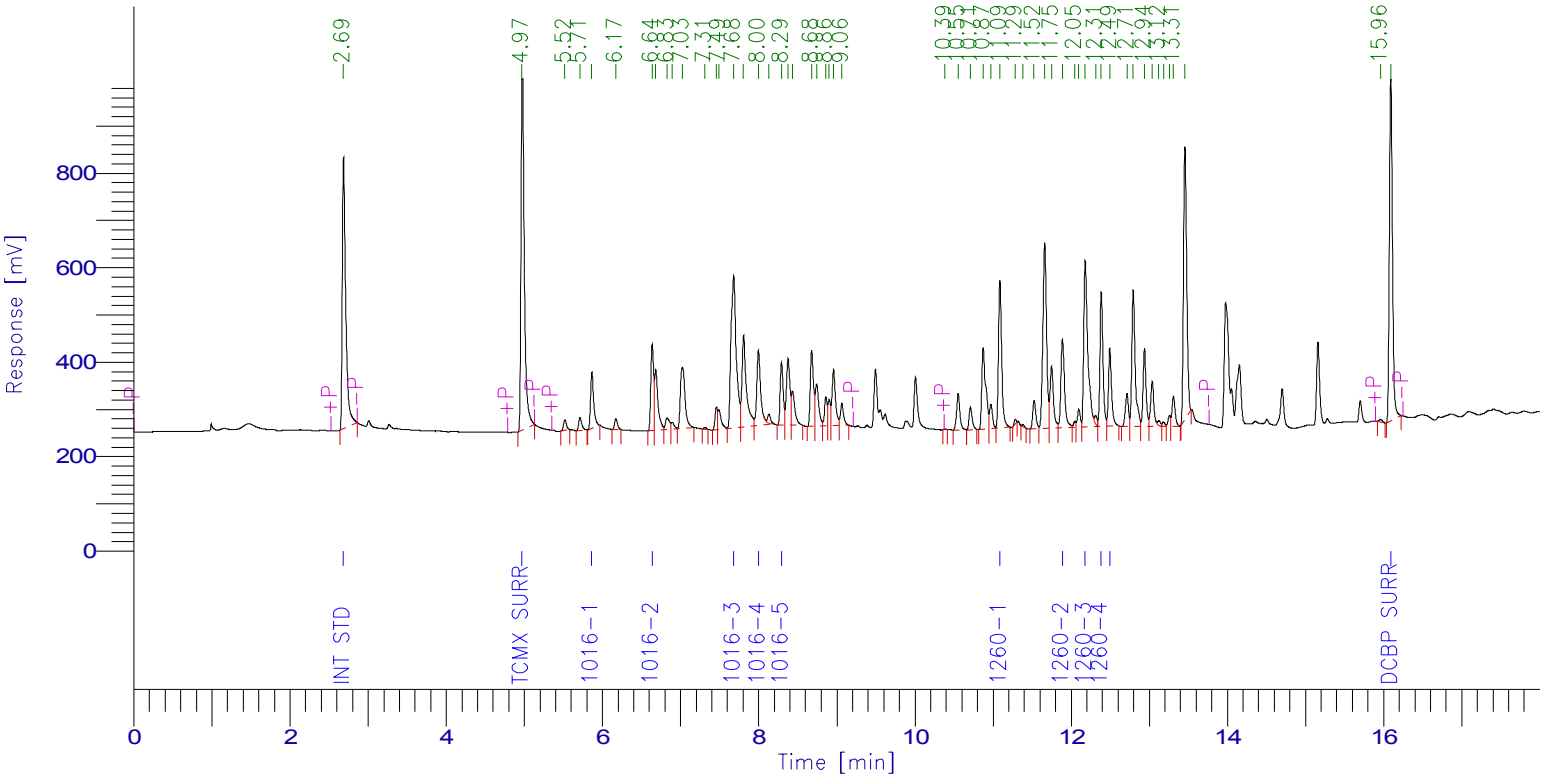

PCB Report

Time [min]	Component Name	Raw Amount	Area [µV·s]	Surrogate SM/WM	Surrogate QC / SL	Spike Rec Soils (%)	Spike Rec Water (%)
2.685	Int Std	100.0000	1813090.80	250.0000	100.0000	40.0000	20.0000
4.969	TCMX SURR	83.2460	2336956.16	208.1150	83.2460	33.2984	16.6492
5.864	1016-1	585.5942	339074.16	1463.9856	585.5942	234.2377	117.1188
6.636	1016-2	591.1561	467101.28	1477.8904	591.1561	236.4625	118.2312
7.679	1016-3	576.3319	1500217.09	1440.8298	576.3319	230.5328	115.2664
7.996	1016-4	717.0599	554917.83	1792.6498	717.0599	286.8240	143.4120
8.292	1016-5	579.2195	357761.44	1448.0487	579.2195	231.6878	115.8439
11.086	1260-1	525.5901	888529.41	1313.9754	525.5901	210.2361	105.1180
11.886	1260-2	582.7430	615917.14	1456.8575	582.7430	233.0972	116.5486
12.179	1260-3	547.9207	1293430.91	1369.8018	547.9207	219.1683	109.5841
12.385	1260-4	515.0253	781996.12	1287.5632	515.0253	206.0101	103.0051
12.493	1260-5	537.0222	466680.82	1342.5554	537.0222	214.8089	107.4044
16.089	DCBP SURR	67.5751	1977473.60	168.9378	67.5751	27.0300	13.5150
		6008.4841	13393146.75				

Client Id: Continuing Calibration

Software Version: 4.1<1L22>
Date: 7/14/2017 08:28 AM
Sample Name : mix 600;14o
Data File : E:\TC2017\ECD29\07-JUL\713B018.RAW Date: 7/13/2017 02:53 PM
Sequence File: E:\TC2017\ECD29\07-JUL\PCB_SEQ.SEQ Cycle: 253 Channel : B
Instrument : AUTO_ECD29 Rack/Vial: 0/0 Operator:
Sample Amount : 1.0000 Dilution Factor : 1.00

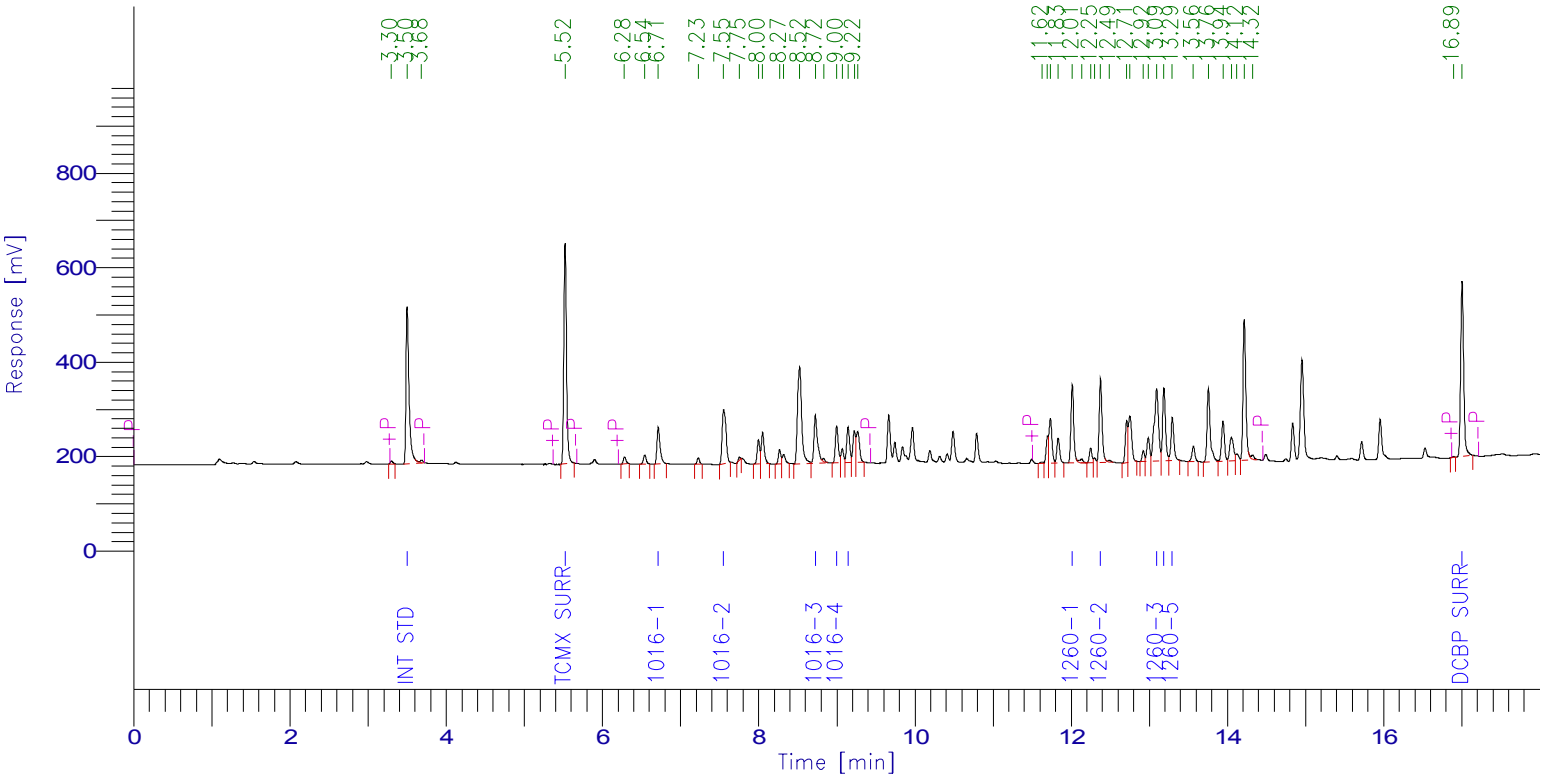

PCB Report

Time [min]	Component Name	Raw Amount	Area [µV·s]	Surrogate SM/WM	Surrogate QC / SL	Spike Rec Soils (%)	Spike Rec Water (%)
3.500	Int Std	100.0000	924465.44	250.0000	100.0000	40.0000	20.0000
5.520	TCMX SURR	79.6363	1138665.92	199.0908	79.6363	31.8545	15.9273
6.714	1016-1	555.1600	212281.12	1387.9000	555.1600	222.0640	111.0320
7.550	1016-2	533.0019	392290.40	1332.5047	533.0019	213.2008	106.6004
8.724	1016-3	547.4493	330466.16	1368.6232	547.4493	218.9797	109.4899
8.998	1016-4	540.7667	197198.19	1351.9168	540.7667	216.3067	108.1533
9.142	1016-5	565.8298	196516.77	1414.5744	565.8298	226.3319	113.1660
12.013	1260-1	519.5589	426476.80	1298.8973	519.5589	207.8236	103.9118
12.374	1260-2	511.9606	474658.40	1279.9016	511.9606	204.7843	102.3921
13.093	1260-3	555.2503	580194.05	1388.1258	555.2503	222.1001	111.0501
13.187	1260-4	568.9233	403224.10	1422.3083	568.9233	227.5693	113.7847
13.294	1260-5	596.9101	240715.29	1492.2753	596.9101	238.7640	119.3820
17.002	DCBP SURR	80.8357	986508.98	202.0892	80.8357	32.3343	16.1671
		5755.2829	6503661.61				

7D
PCB CALIBRATION VERIFICATION SUMMARY
Primary

Lab Name: Phoenix Environmental Client: NETC

Lab Code: Phoenix Case No.: SAS No.: SDG No.: GBY54991

GC Col A: RTX-440 ID: 0.53 (mm) Init. Calib. Date(s): 06/06/17 06/06/17

EPA Sample No.(PIBLK): hex Date Analyzed: 07/13/17

LAB Sample ID (PIBLK): hex - 713A041 Time Analyzed: 23:49

EPA Sample No.(PEM): Date Analyzed:

LAB Sample ID (PEM): Time Analyzed:

Instrument: ECD29 File: 713A041

COMPOUND	RT	RT WINDOW FROM	RT WINDOW TO	CALC AMOUNT ppb	NOM AMOUNT ppb	% D		CF
Aroclor 1016-1		5.76	5.86	33U				
Aroclor 1016-2		6.53	6.63	33U				
Aroclor 1016-3		7.58	7.68	33U				
Aroclor 1016-4		7.89	7.99	33U				
Aroclor 1016-5		8.19	8.29	33U				
Aroclor 1260-1		10.96	11.10	33U				
Aroclor 1260-2		11.76	11.90	33U				
Aroclor 1260-3		12.06	12.20	33U				
Aroclor 1260-4		12.26	12.40	33U				
Aroclor 1260-5		12.37	12.51	33U				

QC LIMITS:
%D must be less than or equal to 20% (*) Criteria exceeded. CF=Calibration/Response Factor
Both channels need to have the compound detected for a concentration to be reported on either channel.

FORM VII PCB

7D
PCB CALIBRATION VERIFICATION SUMMARY
Confirmation

Lab Name: Phoenix Environmental Client: NETC

Lab Code: Phoenix Case No.: SAS No.: SDG No.: GBY54991

GC Col B: Rxi-35sil ms ID: 0.32 (mm) Init. Calib. Date(s): 06/06/17 06/06/17

EPA Sample No.(PIBLK): hex Date Analyzed: 07/13/17

LAB Sample ID (PIBLK): hex - 713B041 Time Analyzed: 23:49

EPA Sample No.(PEM): Date Analyzed:

LAB Sample ID (PEM): Time Analyzed:

Instrument: ECD29 File: 713B041

COMPOUND	RT	RT WINDOW FROM	RT WINDOW TO	CALC AMOUNT ppb	NOM AMOUNT ppb	% D		CF
Aroclor 1016-1		6.61	6.71	33U				
Aroclor 1016-2		7.45	7.55	33U				
Aroclor 1016-3		8.62	8.72	33U				
Aroclor 1016-4		8.89	8.99	33U				
Aroclor 1016-5		9.04	9.14	33U				
Aroclor 1260-1		11.88	12.02	33U				
Aroclor 1260-2		12.24	12.38	33U				
Aroclor 1260-3		12.96	13.10	33U				
Aroclor 1260-4		13.06	13.20	33U				
Aroclor 1260-5		13.17	13.31	33U				

QC LIMITS:
%D must be less than or equal to 20% (*) Criteria exceeded. CF=Calibration/Response Factor
Both channels need to have the compound detected for a concentration to be reported on either channel.

FORM VII PCB

Client Id: Continuing Blank

Software Version: 4.1<1L22>
Date: 7/14/2017 08:27 AM
Sample Name : hex
Data File : E:\TC2017\ECD29\07-JUL\713A041.RAW Date: 7/13/2017 11:49 PM
Sequence File: E:\TC2017\ECD29\07-JUL\PCB_SEQ.SEQ Cycle: 276 Channel : A
Instrument : AUTO_ECD29 Rack/Vial: 0/0 Operator:
Sample Amount : 1.0000 Dilution Factor : 1.00

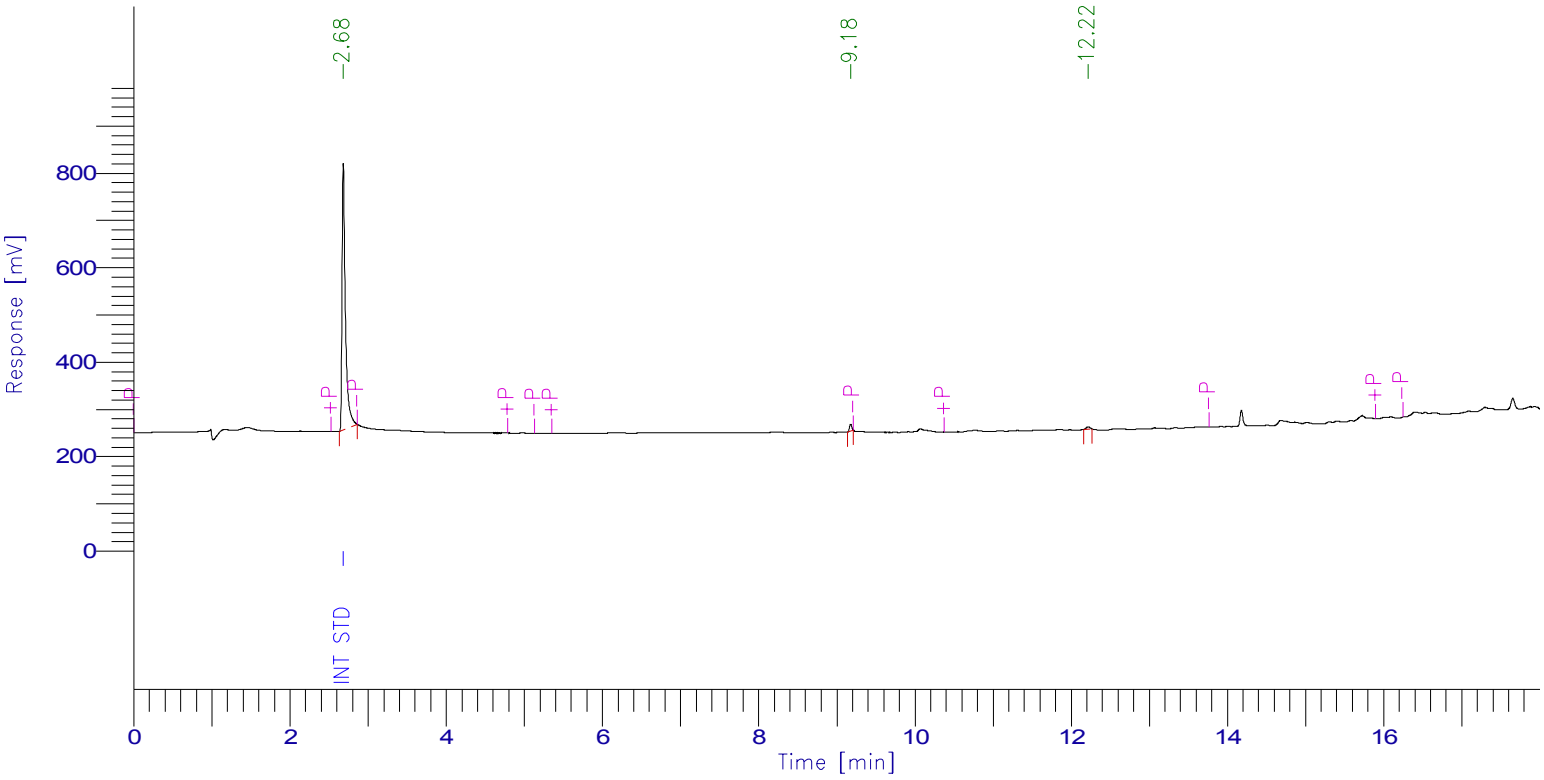

PCB Report

Time [min]	Component Name	Raw Amount	Area [µV·s]	Surrogate SM/WM	Surrogate QC / SL	Spike Rec Soils (%)	Spike Rec Water (%)
2.681	Int Std	100.0000	1742128.00	250.0000	100.0000	40.0000	20.0000
4.964	TCMX SURR	0.0000	0.00	0.0000	0.0000	0.0000	0.0000
5.816	1016-1	0.0000	0.00	0.0000	0.0000	0.0000	0.0000
6.588	1016-2	0.0000	0.00	0.0000	0.0000	0.0000	0.0000
7.629	1016-3	0.0000	0.00	0.0000	0.0000	0.0000	0.0000
7.946	1016-4	0.0000	0.00	0.0000	0.0000	0.0000	0.0000
8.244	1016-5	0.0000	0.00	0.0000	0.0000	0.0000	0.0000
11.037	1260-1	0.0000	0.00	0.0000	0.0000	0.0000	0.0000
11.837	1260-2	0.0000	0.00	0.0000	0.0000	0.0000	0.0000
12.129	1260-3	0.0000	0.00	0.0000	0.0000	0.0000	0.0000
12.336	1260-4	0.0000	0.00	0.0000	0.0000	0.0000	0.0000
12.445	1260-5	0.0000	0.00	0.0000	0.0000	0.0000	0.0000
16.096	DCBP SURR	0.0000	0.00	0.0000	0.0000	0.0000	0.0000
		100.0000	1742128.00				

Client Id: Continuing Blank

Software Version: 4.1<1L22>
Date: 7/14/2017 08:28 AM
Sample Name : hex
Data File : E:\TC2017\ECD29\07-JUL\713B041.RAW Date: 7/13/2017 11:49 PM
Sequence File: E:\TC2017\ECD29\07-JUL\PCB_SEQ.SEQ Cycle: 276 Channel : B
Instrument : AUTO_ECD29 Rack/Vial: 0/0 Operator:
Sample Amount : 1.0000 Dilution Factor : 1.00

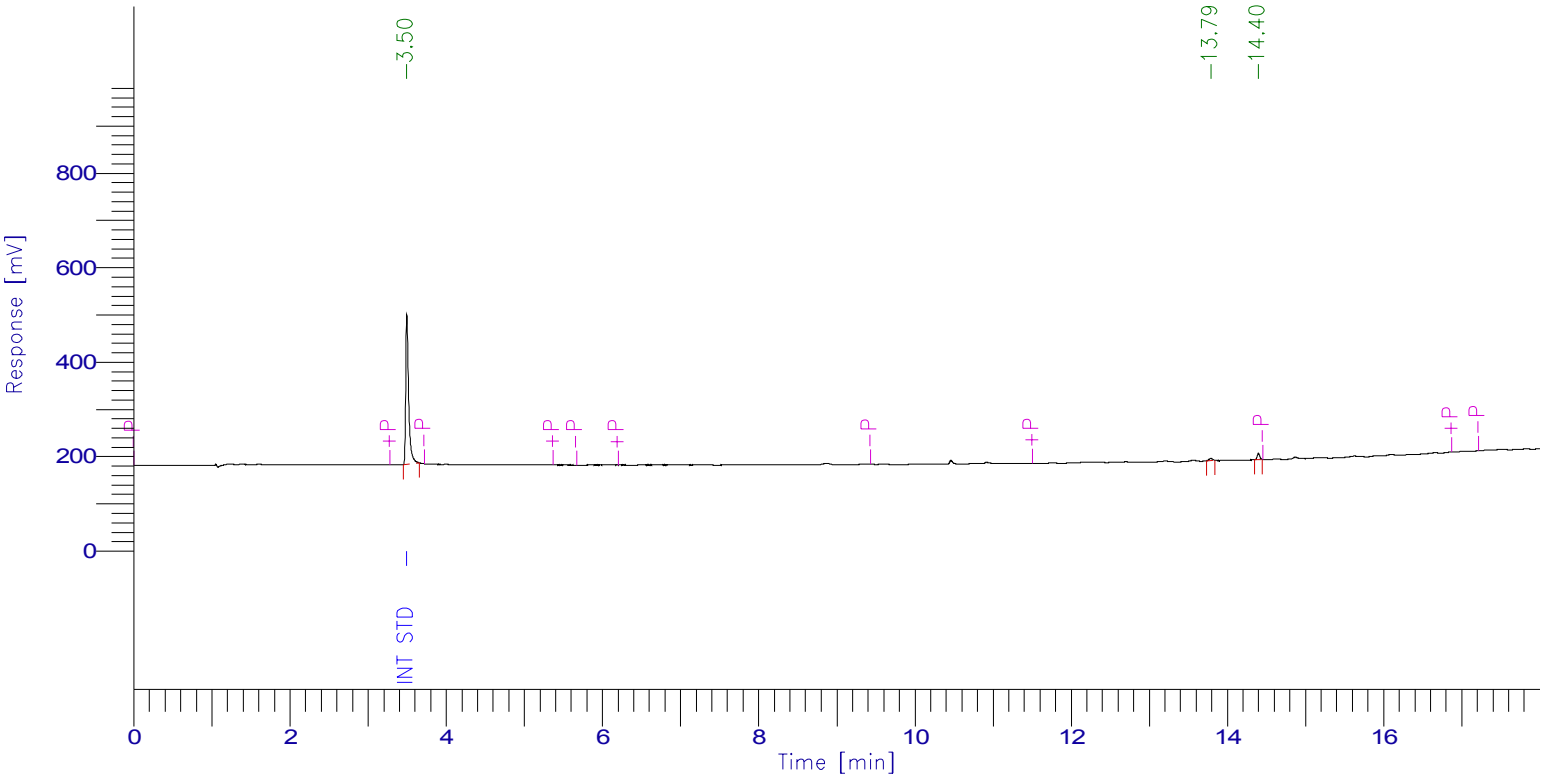

PCB Report

Time [min]	Component Name	Raw Amount	Area [µV·s]	Surrogate SM/WM	Surrogate QC / SL	Spike Rec Soils (%)	Spike Rec Water (%)
3.496	Int Std	100.0000	842110.48	250.0000	100.0000	40.0000	20.0000
5.479	TCMX SURR	0.0000	0.00	0.0000	0.0000	0.0000	0.0000
6.711	1016-1	0.0000	0.00	0.0000	0.0000	0.0000	0.0000
7.552	1016-2	0.0000	0.00	0.0000	0.0000	0.0000	0.0000
8.728	1016-3	0.0000	0.00	0.0000	0.0000	0.0000	0.0000
9.003	1016-4	0.0000	0.00	0.0000	0.0000	0.0000	0.0000
9.150	1016-5	0.0000	0.00	0.0000	0.0000	0.0000	0.0000
11.959	1260-1	0.0000	0.00	0.0000	0.0000	0.0000	0.0000
12.319	1260-2	0.0000	0.00	0.0000	0.0000	0.0000	0.0000
13.039	1260-3	0.0000	0.00	0.0000	0.0000	0.0000	0.0000
13.133	1260-4	0.0000	0.00	0.0000	0.0000	0.0000	0.0000
13.240	1260-5	0.0000	0.00	0.0000	0.0000	0.0000	0.0000
16.962	DCBP SURR	0.0000	0.00	0.0000	0.0000	0.0000	0.0000
		100.0000	842110.48				

7D
PCB CALIBRATION VERIFICATION SUMMARY
Primary

Lab Name: Phoenix Environmental Client: NETC

Lab Code: Phoenix Case No.: SAS No.: SDG No.: GBY54991

GC Col A: RTX-440 ID: 0.53 (mm) Init. Calib. Date(s): 06/16/17 06/16/17

EPA Sample No.(PIBLK): hex Date Analyzed: 07/14/17

LAB Sample ID (PIBLK): hex - 714A002 Time Analyzed: 6:29

EPA Sample No.(PEM): Date Analyzed:

LAB Sample ID (PEM): Time Analyzed:

Instrument: ECD24 File: 714A002

COMPOUND	RT	RT WINDOW FROM	RT WINDOW TO	CALC AMOUNT ppb	NOM AMOUNT ppb	% D		CF
Aroclor 1016-1		5.43	5.53	33U				
Aroclor 1016-2		6.32	6.42	33U				
Aroclor 1016-3		7.53	7.63	33U				
Aroclor 1016-4		7.68	7.78	33U				
Aroclor 1016-5		7.90	8.00	33U				
Aroclor 1260-1		11.51	11.65	33U				
Aroclor 1260-2		12.21	12.35	33U				
Aroclor 1260-3		12.92	13.06	33U				
Aroclor 1260-4		13.19	13.33	33U				
Aroclor 1260-5		13.33	13.47	33U				

QC LIMITS:
%D must be less than or equal to 20% (*) Criteria exceeded. CF=Calibration/Response Factor
Both channels need to have the compound detected for a concentration to be reported on either channel.

FORM VII PCB

7D
PCB CALIBRATION VERIFICATION SUMMARY
Confirmation

Lab Name: Phoenix Environmental Client: NETC

Lab Code: Phoenix Case No.: SAS No.: SDG No.: GBY54991

GC Col B: CLP ID: 0.32 (mm) Init. Calib. Date(s): 06/16/17 06/16/17

EPA Sample No.(PIBLK): hex Date Analyzed: 07/14/17

LAB Sample ID (PIBLK): hex - 714B002 Time Analyzed: 6:29

EPA Sample No.(PEM): Date Analyzed:

LAB Sample ID (PEM): Time Analyzed:

Instrument: ECD24 File: 714B002

COMPOUND	RT	RT WINDOW FROM	RT WINDOW TO	CALC AMOUNT ppb	NOM AMOUNT ppb	% D		CF
Aroclor 1016-1		4.38	4.48	33U				
Aroclor 1016-2		5.13	5.23	33U				
Aroclor 1016-3		6.40	6.50	33U				
Aroclor 1016-4		6.54	6.64	33U				
Aroclor 1016-5		7.29	7.39	33U				
Aroclor 1260-1		9.86	10.00	33U				
Aroclor 1260-2		10.45	10.59	33U				
Aroclor 1260-3		11.26	11.40	33U				
Aroclor 1260-4		11.36	11.50	33U				
Aroclor 1260-5		11.76	11.90	33U				

QC LIMITS:
%D must be less than or equal to 20% (*) Criteria exceeded. CF=Calibration/Response Factor
Both channels need to have the compound detected for a concentration to be reported on either channel.

FORM VII PCB

Client Id: Continuing Blank

Software Version: 4.1<1L22>
Date: 7/14/2017 08:23 AM
Sample Name : hex
Data File : E:\TC2017\ECD24\07-JUL\714A002.RAW Date: 7/14/2017 06:29 AM
Sequence File: E:\TC2017\ECD24\07-JUL\PCB.SEQ Cycle: 401 Channel : A
Instrument : AUTO_ECD24 Rack/Vial: 0/0 Operator:
Sample Amount : 1.0000 Dilution Factor : 1.00

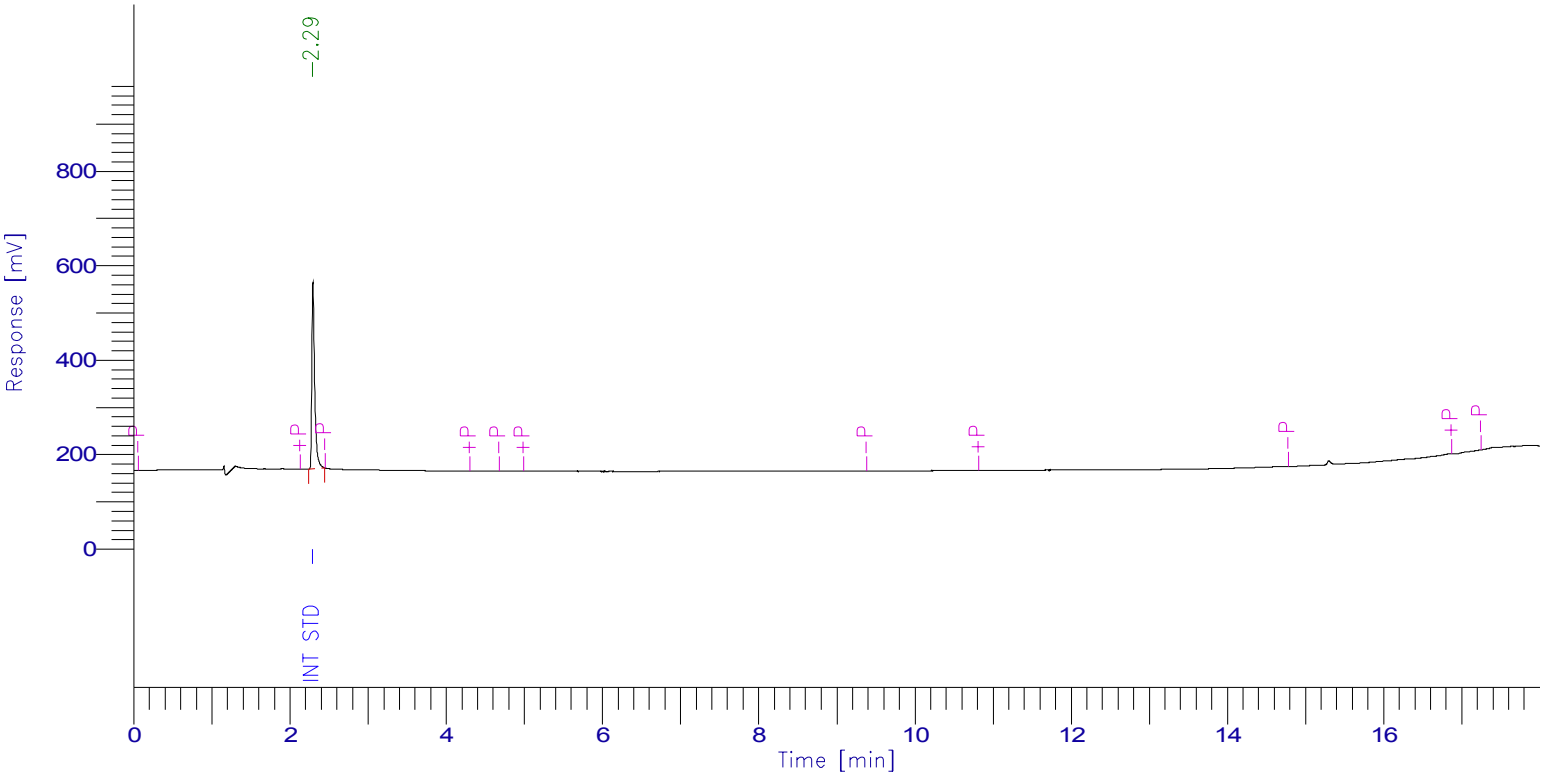

PCB Report

Time [min]	Component Name	Raw Amount	Area [µV·s]	Surrogate SM/WM	Surrogate QC / SL	Spike Rec Soils (%)	Spike Rec Water (%)
2.293	Int Std	100.0000	983144.16	250.0000	100.0000	40.0000	20.0000
4.487	TCMX SURR	0.0000	0.00	0.0000	0.0000	0.0000	0.0000
5.477	1016-1	0.0000	0.00	0.0000	0.0000	0.0000	0.0000
6.367	1016-2	0.0000	0.00	0.0000	0.0000	0.0000	0.0000
7.582	1016-3	0.0000	0.00	0.0000	0.0000	0.0000	0.0000
7.732	1016-4	0.0000	0.00	0.0000	0.0000	0.0000	0.0000
7.953	1016-5	0.0000	0.00	0.0000	0.0000	0.0000	0.0000
11.577	1260-1	0.0000	0.00	0.0000	0.0000	0.0000	0.0000
12.278	1260-2	0.0000	0.00	0.0000	0.0000	0.0000	0.0000
12.992	1260-3	0.0000	0.00	0.0000	0.0000	0.0000	0.0000
13.264	1260-4	0.0000	0.00	0.0000	0.0000	0.0000	0.0000
13.400	1260-5	0.0000	0.00	0.0000	0.0000	0.0000	0.0000
16.994	DCBP SURR	0.0000	0.00	0.0000	0.0000	0.0000	0.0000
		100.0000	983144.16				

Client Id: Continuing Blank

Software Version: 4.1<1L22>
Date: 7/14/2017 08:24 AM
Sample Name : hex
Data File : E:\TC2017\ECD24\07-JUL\714B002.RAW Date: 7/14/2017 06:29 AM
Sequence File: E:\TC2017\ECD24\07-JUL\PCB.SEQ Cycle: 401 Channel : B
Instrument : AUTO_ECD24 Rack/Vial: 0/0 Operator:
Sample Amount : 1.0000 Dilution Factor : 1.00

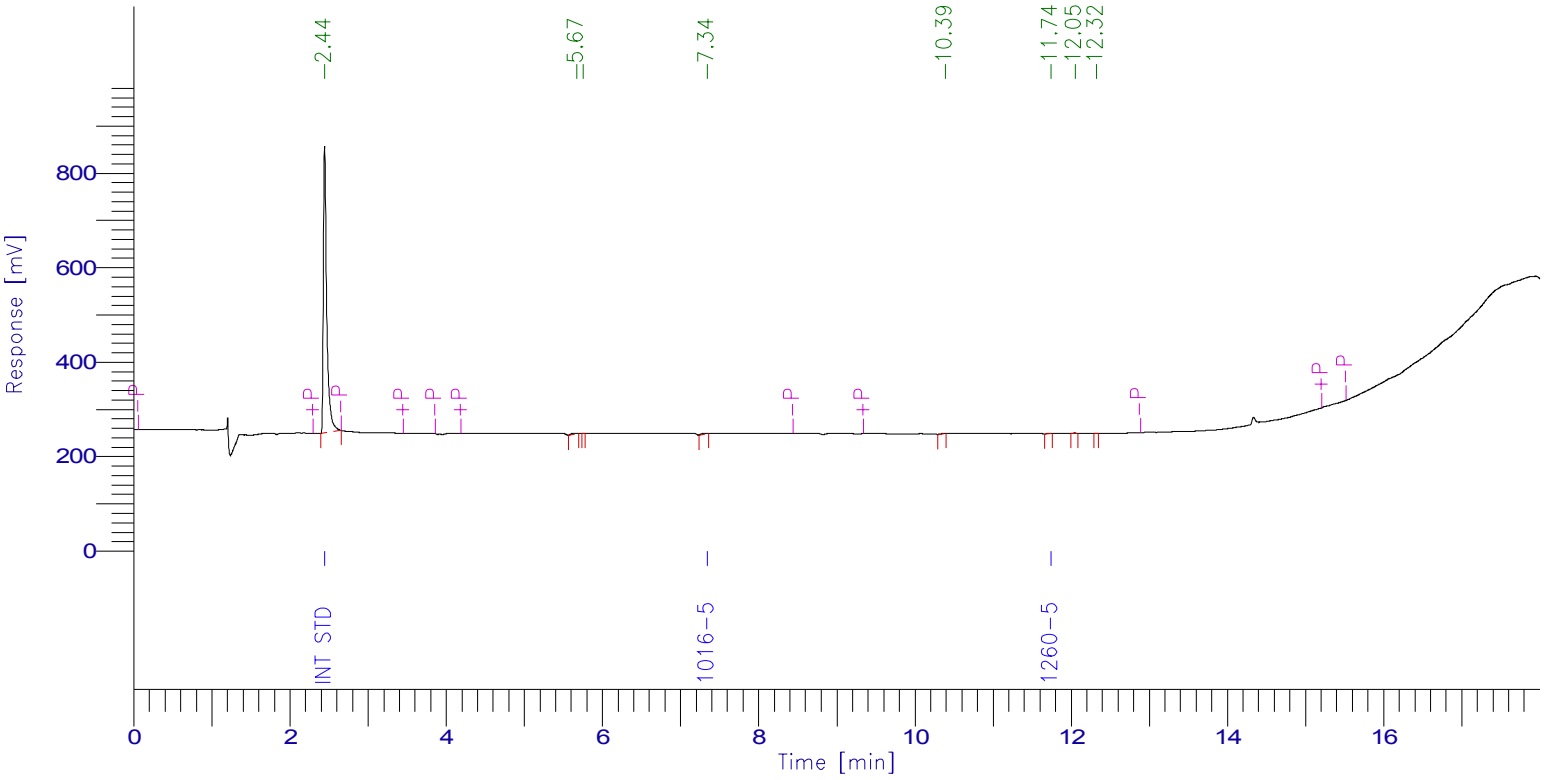

PCB Report

Time [min]	Component Name	Raw Amount	Area [µV·s]	Surrogate SM/WM	Surrogate QC / SL	Spike Rec Soils (%)	Spike Rec Water (%)
2.442	Int Std	100.0000	1855315.84	250.0000	100.0000	40.0000	20.0000
3.688	TCMX SURR	0.0000	0.00	0.0000	0.0000	0.0000	0.0000
4.400	1016-1	0.0000	0.00	0.0000	0.0000	0.0000	0.0000
5.139	1016-2	0.0000	0.00	0.0000	0.0000	0.0000	0.0000
6.405	1016-3	0.0000	0.00	0.0000	0.0000	0.0000	0.0000
6.537	1016-4	0.0000	0.00	0.0000	0.0000	0.0000	0.0000
7.342	1016-5	14.5449	7780.16	36.3622	14.5449	5.8180	2.9090
9.872	1260-1	0.0000	0.00	0.0000	0.0000	0.0000	0.0000
10.454	1260-2	0.0000	0.00	0.0000	0.0000	0.0000	0.0000
11.263	1260-3	0.0000	0.00	0.0000	0.0000	0.0000	0.0000
11.357	1260-4	0.0000	0.00	0.0000	0.0000	0.0000	0.0000
11.744	1260-5	0.9908	1964.96	2.4769	0.9908	0.3963	0.1982
15.333	DCBP SURR	0.0000	0.00	0.0000	0.0000	0.0000	0.0000
		115.5356	1865060.96				

7D
PCB CALIBRATION VERIFICATION SUMMARY
Primary

Lab Name: Phoenix Environmental Client: NETC

Lab Code: Phoenix Case No.: SAS No.: SDG No.: GBY54991

GC Col A: RTX-440 ID: 0.53 (mm) Init. Calib. Date(s): 06/16/17 06/16/17

EPA Sample No.(PIBLK): Date Analyzed:

LAB Sample ID (PIBLK): Time Analyzed:

EPA Sample No.(PEM): mix 600;14o Date Analyzed: 07/14/17

LAB Sample ID (PEM): mix 600;14o - 714A003 Time Analyzed: 6:52

Instrument: ECD24 File: 714A003

COMPOUND	RT	RT WINDOW FROM	RT WINDOW TO	RAW AMOUNT ppb	NOM AMOUNT ppb	% D		CF
Aroclor 1016-1	5.50	5.43	5.53	584	600	3		0.027
Aroclor 1016-2	6.39	6.32	6.42	580	600	3		0.028
Aroclor 1016-3	7.60	7.53	7.63	552	600	8		0.101
Aroclor 1016-4	7.75	7.68	7.78	521	600	13		0.045
Aroclor 1016-5	7.97	7.90	8.00	540	600	10		0.035
Aroclor 1260-1	11.59	11.51	11.65	579	600	4		0.061
Aroclor 1260-2	12.30	12.21	12.35	518	600	14		0.120
Aroclor 1260-3	13.02	12.92	13.06	560	600	7		0.118
Aroclor 1260-4	13.28	13.19	13.33	537	600	11		0.093
Aroclor 1260-5	13.41	13.33	13.47	564	600	6		0.047

QC LIMITS:
%D must be less than or equal to 20% (*) Criteria exceeded. CF=Calibration/Response Factor

FORM VII PCB

7D
PCB CALIBRATION VERIFICATION SUMMARY
Confirmation

Lab Name: Phoenix Environmental Client: NETC

Lab Code: Phoenix Case No.: SAS No.: SDG No.: GBY54991

GC Col B: CLP ID: 0.32 (mm) Init. Calib. Date(s): 06/16/17 06/16/17

EPA Sample No.(PIBLK): Date Analyzed:

LAB Sample ID (PIBLK): Time Analyzed:

EPA Sample No.(PEM): mix 600;14o Date Analyzed: 07/14/17

LAB Sample ID (PEM): mix 600;14o - 714B003 Time Analyzed: 6:52

Instrument: ECD24 File: 714B003

COMPOUND	RT	RT WINDOW FROM	RT WINDOW TO	RAW AMOUNT ppb	NOM AMOUNT ppb	% D		CF
Aroclor 1016-1	4.41	4.38	4.48	569	600	5		0.026
Aroclor 1016-2	5.15	5.13	5.23	533	600	11		0.043
Aroclor 1016-3	6.42	6.40	6.50	531	600	12		0.044
Aroclor 1016-4	6.55	6.54	6.64	591	600	2		0.030
Aroclor 1016-5	7.30	7.29	7.39	579	600	4		0.029
Aroclor 1260-1	9.88	9.86	10.00	494	600	18		0.065
Aroclor 1260-2	10.47	10.45	10.59	505	600	16		0.144
Aroclor 1260-3	11.28	11.26	11.40	556	600	7		0.126
Aroclor 1260-4	11.37	11.36	11.50	587	600	2		0.075
Aroclor 1260-5	11.77	11.76	11.90	481	600	20		0.107

QC LIMITS:
%D must be less than or equal to 20% (*) Criteria exceeded. CF=Calibration/Response Factor

FORM VII PCB

Client Id: Continuing Calibration

Software Version: 4.1<1L22>
Date: 7/14/2017 08:23 AM
Sample Name : mix 600;14o
Data File : E:\TC2017\ECD24\07-JUL\714A003.RAW Date: 7/14/2017 06:52 AM
Sequence File: E:\TC2017\ECD24\07-JUL\PCB.SEQ Cycle: 402 Channel : A
Instrument : AUTO_ECD24 Rack/Vial: 0/0 Operator:
Sample Amount : 1.0000 Dilution Factor : 1.00

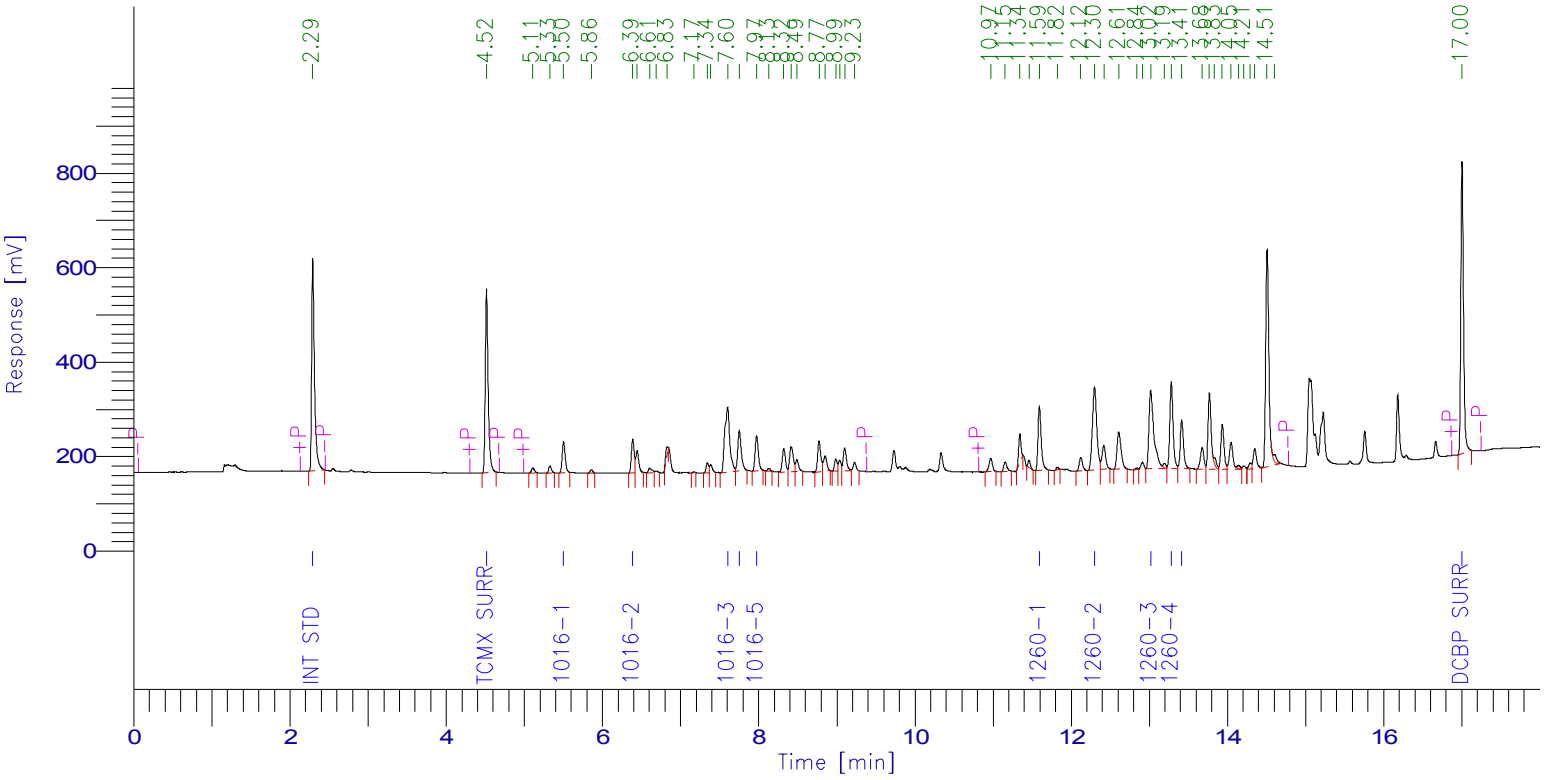

PCB Report

Time [min]	Component Name	Raw Amount	Area [µV·s]	Surrogate SM/WM	Surrogate QC / SL	Spike Rec Soils (%)	Spike Rec Water (%)
2.291	Int Std	100.0000	1111657.76	250.0000	100.0000	40.0000	20.0000
4.515	TCMX SURR	77.4356	1019349.04	193.5889	77.4356	30.9742	15.4871
5.501	1016-1	583.9914	175533.76	1459.9785	583.9914	233.5966	116.7983
6.387	1016-2	579.7591	180391.32	1449.3978	579.7591	231.9036	115.9518
7.603	1016-3	551.9779	618989.53	1379.9447	551.9779	220.7912	110.3956
7.751	1016-4	521.0725	261324.23	1302.6812	521.0725	208.4290	104.2145
7.973	1016-5	540.0208	209614.72	1350.0519	540.0208	216.0083	108.0042
11.593	1260-1	579.3306	392141.76	1448.3266	579.3306	231.7323	115.8661
12.298	1260-2	518.1726	688790.52	1295.4316	518.1726	207.2691	103.6345
13.016	1260-3	559.6601	731877.29	1399.1502	559.6601	223.8640	111.9320
13.281	1260-4	536.7805	552291.60	1341.9513	536.7805	214.7122	107.3561
13.414	1260-5	564.3766	295876.70	1410.9415	564.3766	225.7506	112.8753
17.001	DCBP SURR	78.3970	1449298.24	195.9924	78.3970	31.3588	15.6794
		5790.9746	7687136.47				

Client Id: Continuing Calibration

Software Version: 4.1<1L22>
Date: 7/14/2017 11:13 AM
Sample Name : mix 600;14o
Data File : E:\TC2017\ECD24\07-JUL\714B003.RAW Date: 7/14/2017 06:52 AM
Sequence File: E:\TC2017\ECD24\07-JUL\PCB.SEQ Cycle: 402 Channel : B
Instrument : AUTO_ECD24 Rack/Vial: 0/0 Operator:
Sample Amount : 1.0000 Dilution Factor : 1.00

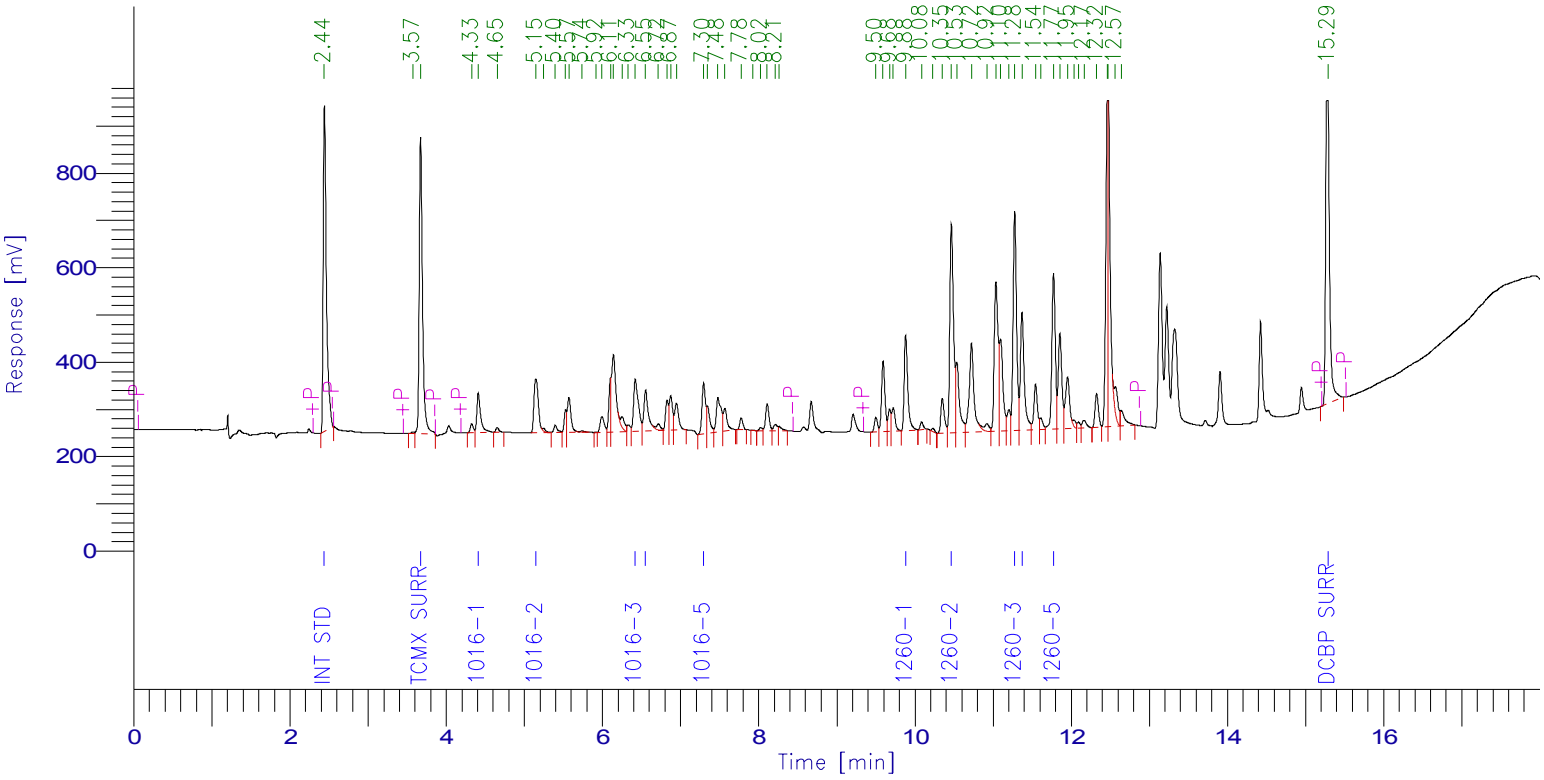

PCB Report

Time [min]	Component Name	Raw Amount	Area [µV·s]	Surrogate SM/WM	Surrogate QC / SL	Spike Rec Soils (%)	Spike Rec Water (%)
2.440	Int Std	100.0000	1989599.68	250.0000	100.0000	40.0000	20.0000
3.671	TCMX SURR	78.3143	1806555.06	195.7858	78.3143	31.3257	15.6629
4.410	1016-1	569.3304	295877.20	1423.3260	569.3304	227.7322	113.8661
5.147	1016-2	532.5666	454342.90	1331.4165	532.5666	213.0266	106.5133
6.419	1016-3	530.6519	467279.51	1326.6297	530.6519	212.2608	106.1304
6.551	1016-4	590.7060	354591.25	1476.7650	590.7060	236.2824	118.1412
7.295	1016-5	578.7186	331966.15	1446.7966	578.7186	231.4875	115.7437
9.881	1260-1	493.7106	643213.48	1234.2765	493.7106	197.4842	98.7421
10.466	1260-2	504.9125	1451404.22	1262.2813	504.9125	201.9650	100.9825
11.276	1260-3	556.4510	1396648.74	1391.1275	556.4510	222.5804	111.2902
11.370	1260-4	587.3675	874484.91	1468.4188	587.3675	234.9470	117.4735
11.773	1260-5	481.4762	1024008.53	1203.6905	481.4762	192.5905	96.2952
15.286	DCBP SURR	58.8365	2267378.72	147.0913	58.8365	23.5346	11.7673
		5663.0422	13357350.34				

7D
PCB CALIBRATION VERIFICATION SUMMARY
Primary

Lab Name: Phoenix Environmental Client: NETC

Lab Code: Phoenix Case No.: SAS No.: SDG No.: GBY54991

GC Col A: RTX-440 ID: 0.53 (mm) Init. Calib. Date(s): 06/16/17 06/16/17

EPA Sample No.(PIBLK): hex Date Analyzed: 07/14/17

LAB Sample ID (PIBLK): hex - 714A015 Time Analyzed: 15:09

EPA Sample No.(PEM): Date Analyzed:

LAB Sample ID (PEM): Time Analyzed:

Instrument: ECD24 File: 714A015

COMPOUND	RT	RT WINDOW FROM	RT WINDOW TO	CALC AMOUNT ppb	NOM AMOUNT ppb	% D		CF
Aroclor 1016-1		5.43	5.53	33U				
Aroclor 1016-2		6.32	6.42	33U				
Aroclor 1016-3		7.53	7.63	33U				
Aroclor 1016-4		7.68	7.78	33U				
Aroclor 1016-5		7.90	8.00	33U				
Aroclor 1260-1		11.51	11.65	33U				
Aroclor 1260-2		12.21	12.35	33U				
Aroclor 1260-3		12.92	13.06	33U				
Aroclor 1260-4		13.19	13.33	33U				
Aroclor 1260-5		13.33	13.47	33U				

QC LIMITS:
%D must be less than or equal to 20% (*) Criteria exceeded. CF=Calibration/Response Factor
Both channels need to have the compound detected for a concentration to be reported on either channel.

FORM VII PCB

7D
PCB CALIBRATION VERIFICATION SUMMARY
Confirmation

Lab Name: Phoenix Environmental Client: NETC

Lab Code: Phoenix Case No.: SAS No.: SDG No.: GBY54991

GC Col B: CLP ID: 0.32 (mm) Init. Calib. Date(s): 06/16/17 06/16/17

EPA Sample No.(PIBLK): hex Date Analyzed: 07/14/17

LAB Sample ID (PIBLK): hex - 714B015 Time Analyzed: 15:09

EPA Sample No.(PEM): Date Analyzed:

LAB Sample ID (PEM): Time Analyzed:

Instrument: ECD24 File: 714B015

COMPOUND	RT	RT WINDOW FROM	RT WINDOW TO	CALC AMOUNT ppb	NOM AMOUNT ppb	% D		CF
Aroclor 1016-1		4.38	4.48	33U				
Aroclor 1016-2		5.13	5.23	33U				
Aroclor 1016-3		6.40	6.50	33U				
Aroclor 1016-4		6.54	6.64	33U				
Aroclor 1016-5		7.29	7.39	33U				
Aroclor 1260-1		9.86	10.00	33U				
Aroclor 1260-2		10.45	10.59	33U				
Aroclor 1260-3		11.26	11.40	33U				
Aroclor 1260-4		11.36	11.50	33U				
Aroclor 1260-5		11.76	11.90	33U				

QC LIMITS:
%D must be less than or equal to 20% (*) Criteria exceeded. CF=Calibration/Response Factor
Both channels need to have the compound detected for a concentration to be reported on either channel.

FORM VII PCB

Client Id: Continuing Blank

Software Version: 4.1<1L22>
Date: 7/17/2017 08:34 AM
Sample Name : hex
Data File : E:\TC2017\ECD24\07-JUL\714A015.RAW Date: 7/14/2017 03:09 PM
Sequence File: E:\TC2017\ECD24\07-JUL\PCB.SEQ Cycle: 414 Channel : A
Instrument : AUTO_ECD24 Rack/Vial: 0/0 Operator:
Sample Amount : 1.0000 Dilution Factor : 1.00

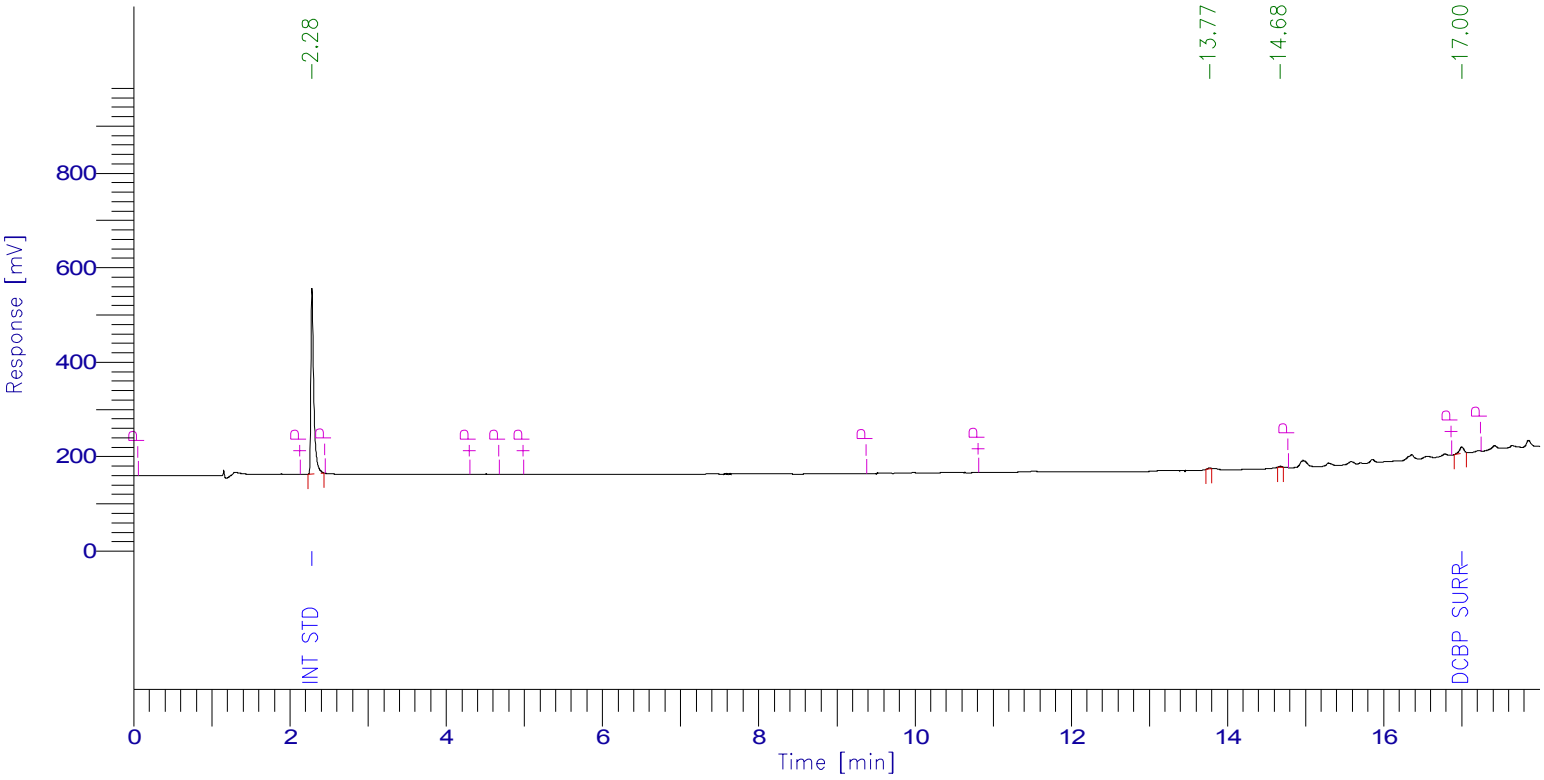

PCB Report

Time [min]	Component Name	Raw Amount	Area [µV·s]	Surrogate SM/WM	Surrogate QC / SL	Spike Rec Soils (%)	Spike Rec Water (%)
2.281	Int Std	100.0000	982885.28	250.0000	100.0000	40.0000	20.0000
4.487	TCMX SURR	0.0000	0.00	0.0000	0.0000	0.0000	0.0000
5.477	1016-1	0.0000	0.00	0.0000	0.0000	0.0000	0.0000
6.367	1016-2	0.0000	0.00	0.0000	0.0000	0.0000	0.0000
7.582	1016-3	0.0000	0.00	0.0000	0.0000	0.0000	0.0000
7.732	1016-4	0.0000	0.00	0.0000	0.0000	0.0000	0.0000
7.953	1016-5	0.0000	0.00	0.0000	0.0000	0.0000	0.0000
11.577	1260-1	0.0000	0.00	0.0000	0.0000	0.0000	0.0000
12.278	1260-2	0.0000	0.00	0.0000	0.0000	0.0000	0.0000
12.992	1260-3	0.0000	0.00	0.0000	0.0000	0.0000	0.0000
13.264	1260-4	0.0000	0.00	0.0000	0.0000	0.0000	0.0000
13.400	1260-5	0.0000	0.00	0.0000	0.0000	0.0000	0.0000
16.998	DCBP SURR	3.3069	54052.48	8.2673	3.3069	1.3228	0.6614
		103.3069	1036937.76				

Client Id: Continuing Blank

Software Version: 4.1<1L22>
Date: 7/17/2017 08:38 AM
Sample Name : hex
Data File : E:\TC2017\ECD24\07-JUL\714B015.RAW Date: 7/14/2017 03:09 PM
Sequence File: E:\TC2017\ECD24\07-JUL\PCB.SEQ Cycle: 414 Channel : B
Instrument : AUTO_ECD24 Rack/Vial: 0/0 Operator:
Sample Amount : 1.0000 Dilution Factor : 1.00

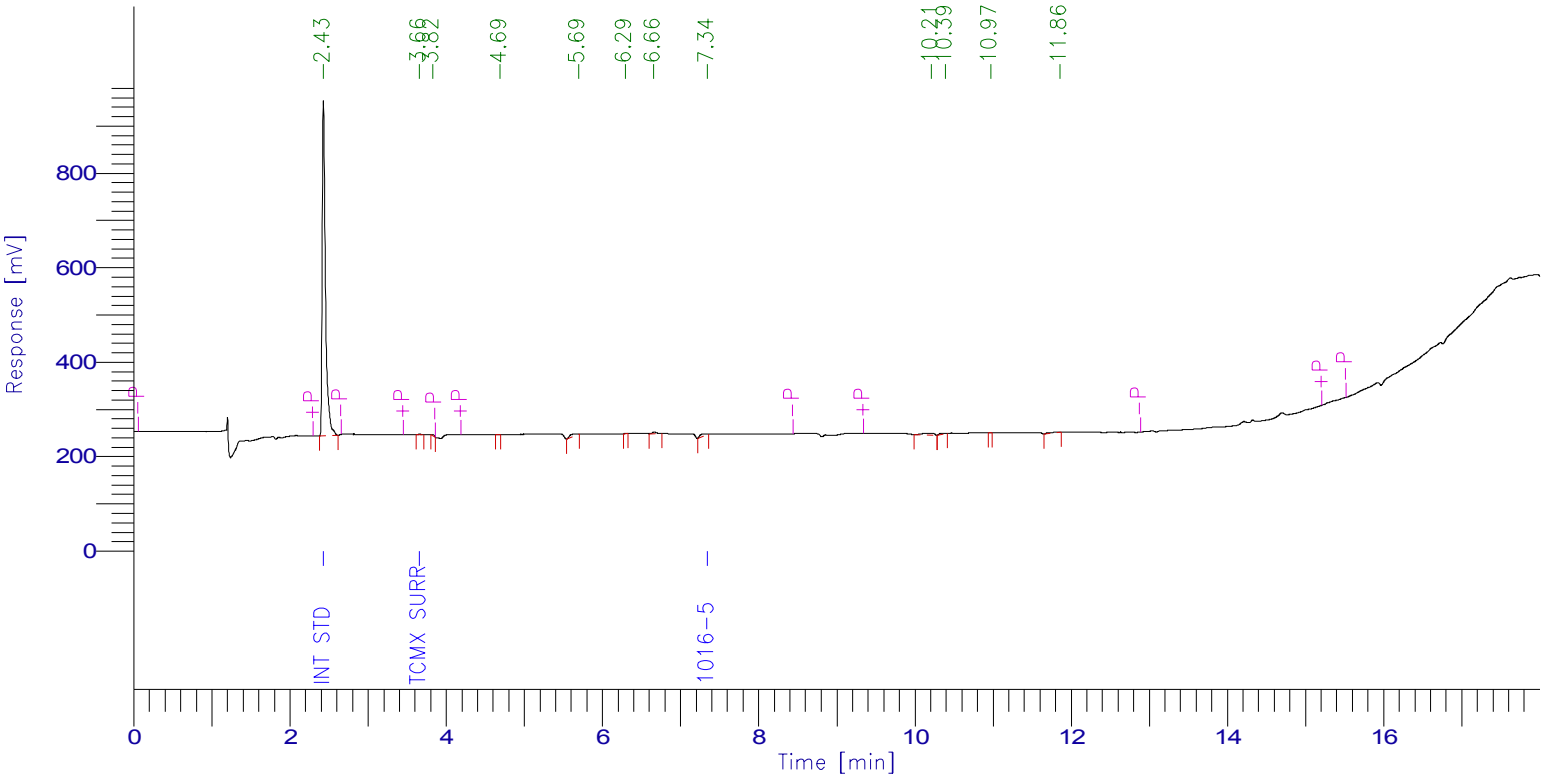

PCB Report

Time [min]	Component Name	Raw Amount	Area [µV·s]	Surrogate SM/WM	Surrogate QC / SL	Spike Rec Soils (%)	Spike Rec Water (%)
2.427	Int Std	100.0000	2062388.48	250.0000	100.0000	40.0000	20.0000
3.658	TCMX SURR	0.1395	3336.88	0.3489	0.1395	0.0558	0.0279
4.400	1016-1	0.0000	0.00	0.0000	0.0000	0.0000	0.0000
5.139	1016-2	0.0000	0.00	0.0000	0.0000	0.0000	0.0000
6.405	1016-3	0.0000	0.00	0.0000	0.0000	0.0000	0.0000
6.537	1016-4	0.0000	0.00	0.0000	0.0000	0.0000	0.0000
7.341	1016-5	42.4392	25234.72	106.0980	42.4392	16.9757	8.4878
9.872	1260-1	0.0000	0.00	0.0000	0.0000	0.0000	0.0000
10.454	1260-2	0.0000	0.00	0.0000	0.0000	0.0000	0.0000
11.263	1260-3	0.0000	0.00	0.0000	0.0000	0.0000	0.0000
11.357	1260-4	0.0000	0.00	0.0000	0.0000	0.0000	0.0000
11.760	1260-5	0.0000	0.00	0.0000	0.0000	0.0000	0.0000
15.333	DCBP SURR	0.0000	0.00	0.0000	0.0000	0.0000	0.0000
		142.5788	2090960.08				

7D
PCB CALIBRATION VERIFICATION SUMMARY
Primary

Lab Name: Phoenix Environmental Client: NETC

Lab Code: Phoenix Case No.: SAS No.: SDG No.: GBY54991

GC Col A: RTX-440 ID: 0.53 (mm) Init. Calib. Date(s): 06/16/17 06/16/17

EPA Sample No.(PIBLK): Date Analyzed:

LAB Sample ID (PIBLK): Time Analyzed:

EPA Sample No.(PEM): mix 600;14p Date Analyzed: 07/14/17

LAB Sample ID (PEM): mix 600;14p - 714A016 Time Analyzed: 15:32

Instrument: ECD24 File: 714A016

COMPOUND	RT	RT WINDOW FROM	RT WINDOW TO	RAW AMOUNT ppb	NOM AMOUNT ppb	% D		CF
Aroclor 1016-1	5.50	5.43	5.53	580	600	3		0.027
Aroclor 1016-2	6.39	6.32	6.42	578	600	4		0.028
Aroclor 1016-3	7.60	7.53	7.63	544	600	9		0.101
Aroclor 1016-4	7.75	7.68	7.78	515	600	14		0.045
Aroclor 1016-5	7.97	7.90	8.00	535	600	11		0.035
Aroclor 1260-1	11.59	11.51	11.65	561	600	7		0.061
Aroclor 1260-2	12.30	12.21	12.35	510	600	15		0.120
Aroclor 1260-3	13.01	12.92	13.06	559	600	7		0.118
Aroclor 1260-4	13.28	13.19	13.33	539	600	10		0.093
Aroclor 1260-5	13.41	13.33	13.47	566	600	6		0.047

QC LIMITS:
%D must be less than or equal to 20% (*) Criteria exceeded. CF=Calibration/Response Factor

FORM VII PCB

7D
PCB CALIBRATION VERIFICATION SUMMARY
Confirmation

Lab Name: Phoenix Environmental Client: NETC

Lab Code: Phoenix Case No.: SAS No.: SDG No.: GBY54991

GC Col B: CLP ID: 0.32 (mm) Init. Calib. Date(s): 06/16/17 06/16/17

EPA Sample No.(PIBLK): Date Analyzed:

LAB Sample ID (PIBLK): Time Analyzed:

EPA Sample No.(PEM): mix 600;14p Date Analyzed: 07/14/17

LAB Sample ID (PEM): mix 600;14p - 714B016 Time Analyzed: 15:32

Instrument: ECD24 File: 714B016

COMPOUND	RT	RT WINDOW FROM	RT WINDOW TO	RAW AMOUNT ppb	NOM AMOUNT ppb	% D		CF
Aroclor 1016-1	4.41	4.38	4.48	548	600	9		0.026
Aroclor 1016-2	5.15	5.13	5.23	515	600	14		0.043
Aroclor 1016-3	6.42	6.40	6.50	515	600	14		0.044
Aroclor 1016-4	6.55	6.54	6.64	572	600	5		0.030
Aroclor 1016-5	7.29	7.29	7.39	651	600	9		0.029
Aroclor 1260-1	9.88	9.86	10.00	563	600	6		0.065
Aroclor 1260-2	10.47	10.45	10.59	502	600	16		0.144
Aroclor 1260-3	11.28	11.26	11.40	550	600	8		0.126
Aroclor 1260-4	11.37	11.36	11.50	601	600	0		0.075
Aroclor 1260-5	11.77	11.76	11.90	480	600	20		0.107

QC LIMITS:
%D must be less than or equal to 20% (*) Criteria exceeded. CF=Calibration/Response Factor

FORM VII PCB

Client Id: Continuing Calibration

Software Version: 4.1<1L22>
Date: 7/17/2017 08:34 AM
Sample Name : mix 600;14p
Data File : E:\TC2017\ECD24\07-JUL\714A016.RAW Date: 7/14/2017 03:32 PM
Sequence File: E:\TC2017\ECD24\07-JUL\PCB.SEQ Cycle: 415 Channel : A
Instrument : AUTO_ECD24 Rack/Vial: 0/0 Operator:
Sample Amount : 1.0000 Dilution Factor : 1.00

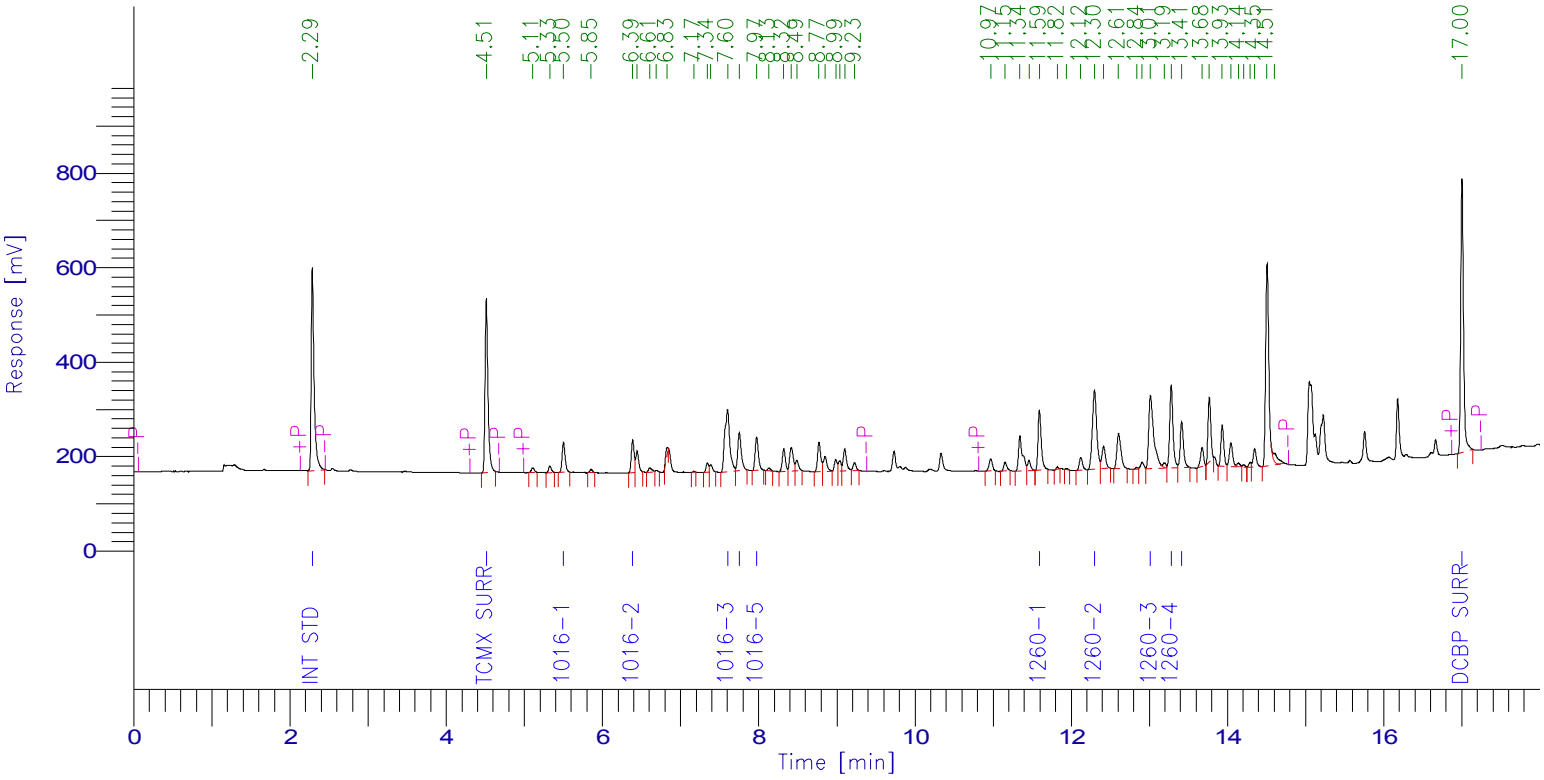

PCB Report

Time [min]	Component Name	Raw Amount	Area [µV·s]	Surrogate SM/WM	Surrogate QC / SL	Spike Rec Soils (%)	Spike Rec Water (%)
2.285	Int Std	100.0000	1068191.04	250.0000	100.0000	40.0000	20.0000
4.512	TCMX SURR	77.8159	984302.40	194.5398	77.8159	31.1264	15.5632
5.500	1016-1	580.0188	167522.88	1450.0471	580.0188	232.0075	116.0038
6.387	1016-2	577.7464	172736.11	1444.3660	577.7464	231.0986	115.5493
7.602	1016-3	544.4816	586708.92	1361.2041	544.4816	217.7927	108.8963
7.751	1016-4	514.5164	247946.84	1286.2909	514.5164	205.8065	102.9033
7.973	1016-5	535.0203	199553.52	1337.5507	535.0203	214.0081	107.0041
11.593	1260-1	560.8089	364761.76	1402.0222	560.8089	224.3236	112.1618
12.298	1260-2	509.8246	651195.33	1274.5615	509.8246	203.9298	101.9649
13.013	1260-3	559.1148	702575.12	1397.7870	559.1148	223.6459	111.8230
13.280	1260-4	538.7545	532648.13	1346.8862	538.7545	215.5018	107.7509
13.414	1260-5	566.2824	285267.76	1415.7061	566.2824	226.5130	113.2565
17.001	DCBP SURR	80.0055	1421203.04	200.0137	80.0055	32.0022	16.0011
		5744.3901	7384612.85				

Client Id: Continuing Calibration

Software Version: 4.1<1L22>
Date: 7/17/2017 08:39 AM
Sample Name : mix 600;14p
Data File : E:\TC2017\ECD24\07-JUL\714B016.RAW Date: 7/14/2017 03:32 PM
Sequence File: E:\TC2017\ECD24\07-JUL\PCB.SEQ Cycle: 415 Channel : B
Instrument : AUTO_ECD24 Rack/Vial: 0/0 Operator:
Sample Amount : 1.0000 Dilution Factor : 1.00

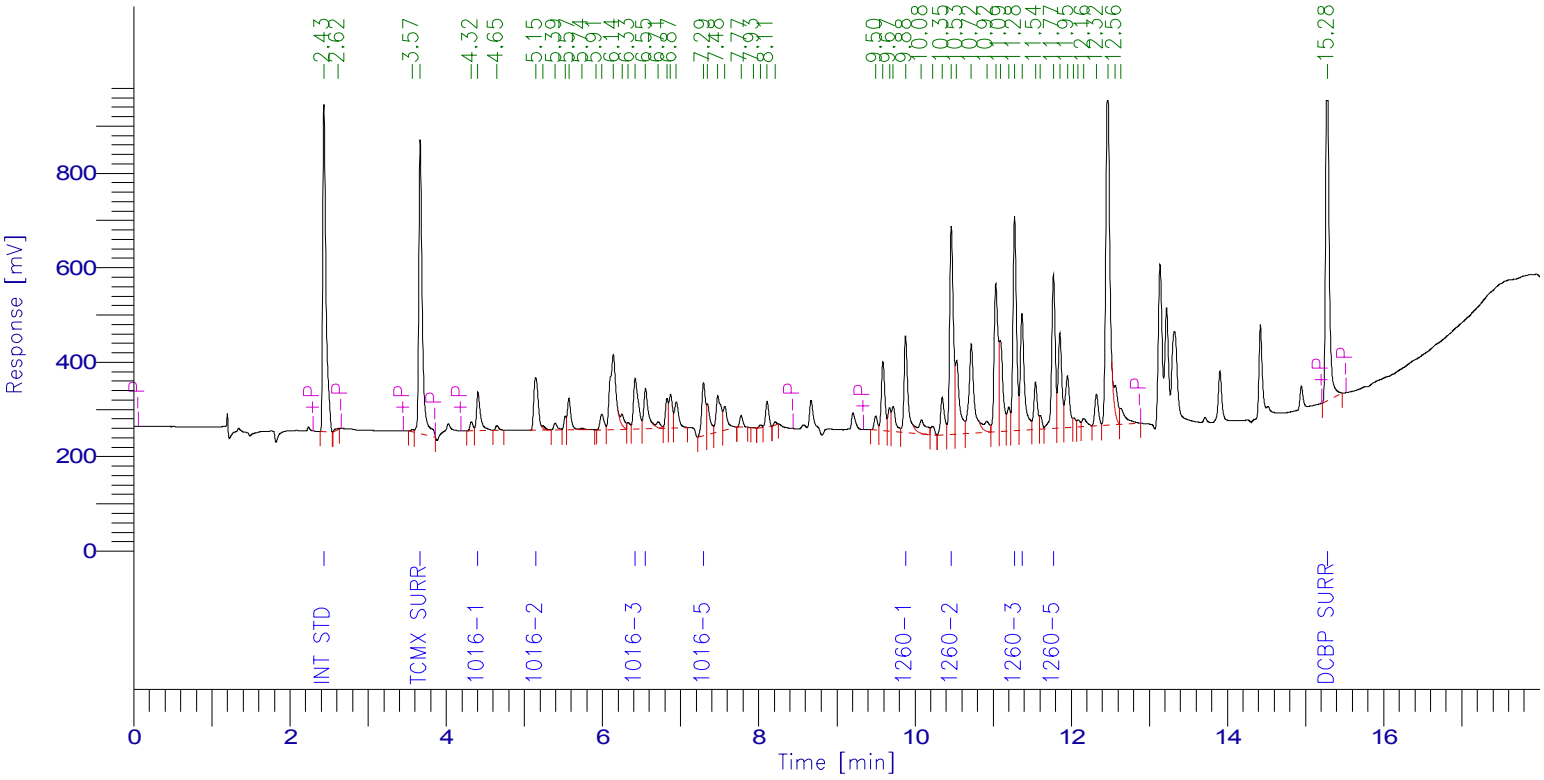

PCB Report

Time [min]	Component Name	Raw Amount	Area [µV·s]	Surrogate SM/WM	Surrogate QC / SL	Spike Rec Soils (%)	Spike Rec Water (%)
2.433	Int Std	100.0000	2014975.12	250.0000	100.0000	40.0000	20.0000
3.666	TCMX SURR	81.8991	1913344.80	204.7478	81.8991	32.7596	16.3798
4.406	1016-1	548.3755	288621.82	1370.9387	548.3755	219.3502	109.6751
5.145	1016-2	515.2335	445161.79	1288.0837	515.2335	206.0934	103.0467
6.418	1016-3	515.2080	459466.22	1288.0199	515.2080	206.0832	103.0416
6.550	1016-4	572.3642	347962.99	1430.9105	572.3642	228.9457	114.4728
7.293	1016-5	650.9033	378134.91	1627.2582	650.9033	260.3613	130.1807
9.880	1260-1	562.5244	742212.09	1406.3109	562.5244	225.0097	112.5049
10.465	1260-2	502.2553	1462179.87	1255.6383	502.2553	200.9021	100.4511
11.275	1260-3	550.3741	1399014.50	1375.9352	550.3741	220.1496	110.0748
11.370	1260-4	600.7041	905747.11	1501.7602	600.7041	240.2816	120.1408
11.771	1260-5	479.7214	1033289.12	1199.3036	479.7214	191.8886	95.9443
15.284	DCBP SURR	55.8419	2179421.44	139.6047	55.8419	22.3368	11.1684
		5735.4047	13569531.78				

7D
PCB CALIBRATION VERIFICATION SUMMARY
Primary

Lab Name: Phoenix Environmental Client: NETC

Lab Code: Phoenix Case No.: SAS No.: SDG No.: GBY54991

GC Col A: RTX-440 ID: 0.53 (mm) Init. Calib. Date(s): 06/06/17 06/06/17

EPA Sample No.(PIBLK): Date Analyzed:

LAB Sample ID (PIBLK): Time Analyzed:

EPA Sample No.(PEM): mix 600;14o Date Analyzed: 07/14/17

LAB Sample ID (PEM): mix 600;14o - 713A042 Time Analyzed: 0:13

Instrument: ECD29 File: 713A042

COMPOUND	RT	RT WINDOW FROM	RT WINDOW TO	RAW AMOUNT ppb	NOM AMOUNT ppb	% D		CF
Aroclor 1016-1	5.86	5.76	5.86	571	600	5		0.032
Aroclor 1016-2	6.63	6.53	6.63	563	600	6		0.044
Aroclor 1016-3	7.68	7.58	7.68	546	600	9		0.144
Aroclor 1016-4	8.00	7.89	7.99	583	600	3		0.043
Aroclor 1016-5	8.29	8.19	8.29	575	600	4		0.034
Aroclor 1260-1	11.09	10.96	11.10	562	600	6		0.093
Aroclor 1260-2	11.89	11.76	11.90	600	600	0		0.058
Aroclor 1260-3	12.18	12.06	12.20	592	600	1		0.130
Aroclor 1260-4	12.38	12.26	12.40	559	600	7		0.084
Aroclor 1260-5	12.49	12.37	12.51	598	600	0		0.048

QC LIMITS:
%D must be less than or equal to 20% (*) Criteria exceeded. CF=Calibration/Response Factor

FORM VII PCB

7D
PCB CALIBRATION VERIFICATION SUMMARY
Confirmation

Lab Name: Phoenix Environmental Client: NETC

Lab Code: Phoenix Case No.: SAS No.: SDG No.: GBY54991

GC Col B: Rxi-35sil ms ID: 0.32 (mm) Init. Calib. Date(s): 06/06/17 06/06/17

EPA Sample No.(PIBLK): Date Analyzed:

LAB Sample ID (PIBLK): Time Analyzed:

EPA Sample No.(PEM): mix 600;14o Date Analyzed: 07/14/17

LAB Sample ID (PEM): mix 600;14o - 713B042 Time Analyzed: 0:13

Instrument: ECD29 File: 713B042

COMPOUND	RT	RT WINDOW FROM	RT WINDOW TO	RAW AMOUNT ppb	NOM AMOUNT ppb	% D		CF
Aroclor 1016-1	6.71	6.61	6.71	559	600	7		0.041
Aroclor 1016-2	7.55	7.45	7.55	553	600	8		0.080
Aroclor 1016-3	8.72	8.62	8.72	567	600	6		0.065
Aroclor 1016-4	9.00	8.89	8.99	543	600	10		0.039
Aroclor 1016-5	9.14	9.04	9.14	574	600	4		0.038
Aroclor 1260-1	12.01	11.88	12.02	556	600	7		0.089
Aroclor 1260-2	12.37	12.24	12.38	554	600	8		0.100
Aroclor 1260-3	13.09	12.96	13.10	565	600	6		0.113
Aroclor 1260-4	13.19	13.06	13.20	569	600	5		0.077
Aroclor 1260-5	13.29	13.17	13.31	583	600	3		0.044

QC LIMITS:
%D must be less than or equal to 20% (*) Criteria exceeded. CF=Calibration/Response Factor

FORM VII PCB

Client Id: Continuing Calibration

Software Version: 4.1<1L22>
Date: 7/14/2017 08:27 AM
Sample Name : mix 600;14o
Data File : E:\TC2017\ECD29\07-JUL\713A042.RAW Date: 7/14/2017 12:13 AM
Sequence File: E:\TC2017\ECD29\07-JUL\PCB_SEQ.SEQ Cycle: 277 Channel : A
Instrument : AUTO_ECD29 Rack/Vial: 0/0 Operator:
Sample Amount : 1.0000 Dilution Factor : 1.00

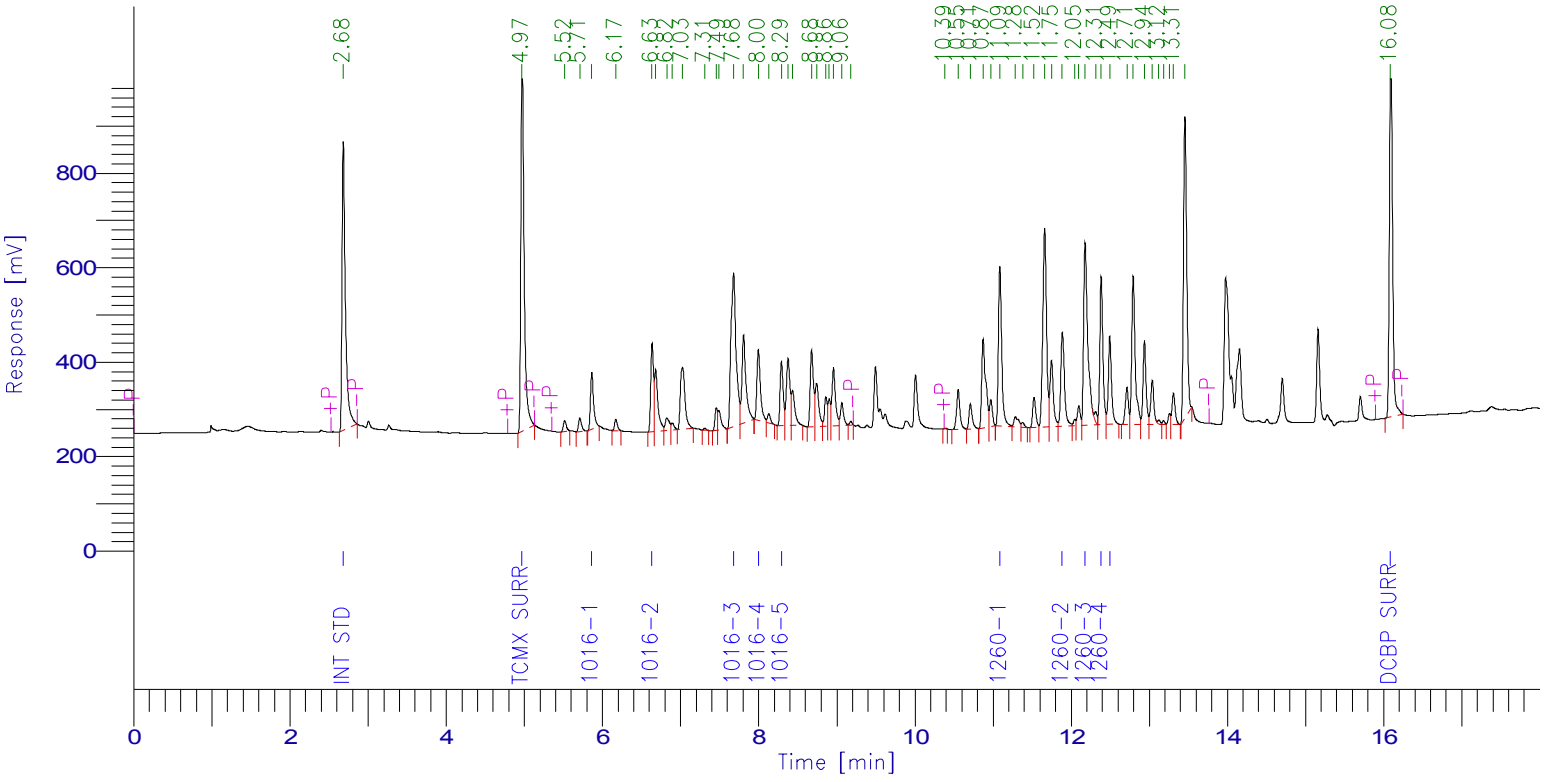

PCB Report

Time [min]	Component Name	Raw Amount	Area [µV·s]	Surrogate SM/WM	Surrogate QC / SL	Spike Rec Soils (%)	Spike Rec Water (%)
2.681	Int Std	100.0000	1884497.60	250.0000	100.0000	40.0000	20.0000
4.967	TCMX SURR	81.1771	2368628.32	202.9428	81.1771	32.4709	16.2354
5.862	1016-1	571.4907	343940.32	1428.7267	571.4907	228.5963	114.2981
6.634	1016-2	563.3697	462677.47	1408.4242	563.3697	225.3479	112.6739
7.678	1016-3	546.3887	1478288.51	1365.9718	546.3887	218.5555	109.2777
7.995	1016-4	583.3036	469184.75	1458.2589	583.3036	233.3214	116.6607
8.291	1016-5	575.2597	369309.36	1438.1491	575.2597	230.1039	115.0519
11.085	1260-1	562.0380	987566.38	1405.0949	562.0380	224.8152	112.4076
11.885	1260-2	599.9936	659125.11	1499.9840	599.9936	239.9974	119.9987
12.178	1260-3	591.5223	1451351.74	1478.8058	591.5223	236.6089	118.3045
12.384	1260-4	558.9657	882139.46	1397.4142	558.9657	223.5863	111.7931
12.493	1260-5	597.7479	539910.61	1494.3698	597.7479	239.0992	119.5496
16.084	DCBP SURR	69.9651	2128047.04	174.9127	69.9651	27.9860	13.9930
		6001.2220	14024666.66				

Client Id: Continuing Calibration

Software Version: 4.1<1L22>
Date: 7/14/2017 08:28 AM
Sample Name : mix 600;14o
Data File : E:\TC2017\ECD29\07-JUL\713B042.RAW Date: 7/14/2017 12:13 AM
Sequence File: E:\TC2017\ECD29\07-JUL\PCB_SEQ.SEQ Cycle: 277 Channel : B
Instrument : AUTO_ECD29 Rack/Vial: 0/0 Operator:
Sample Amount : 1.0000 Dilution Factor : 1.00

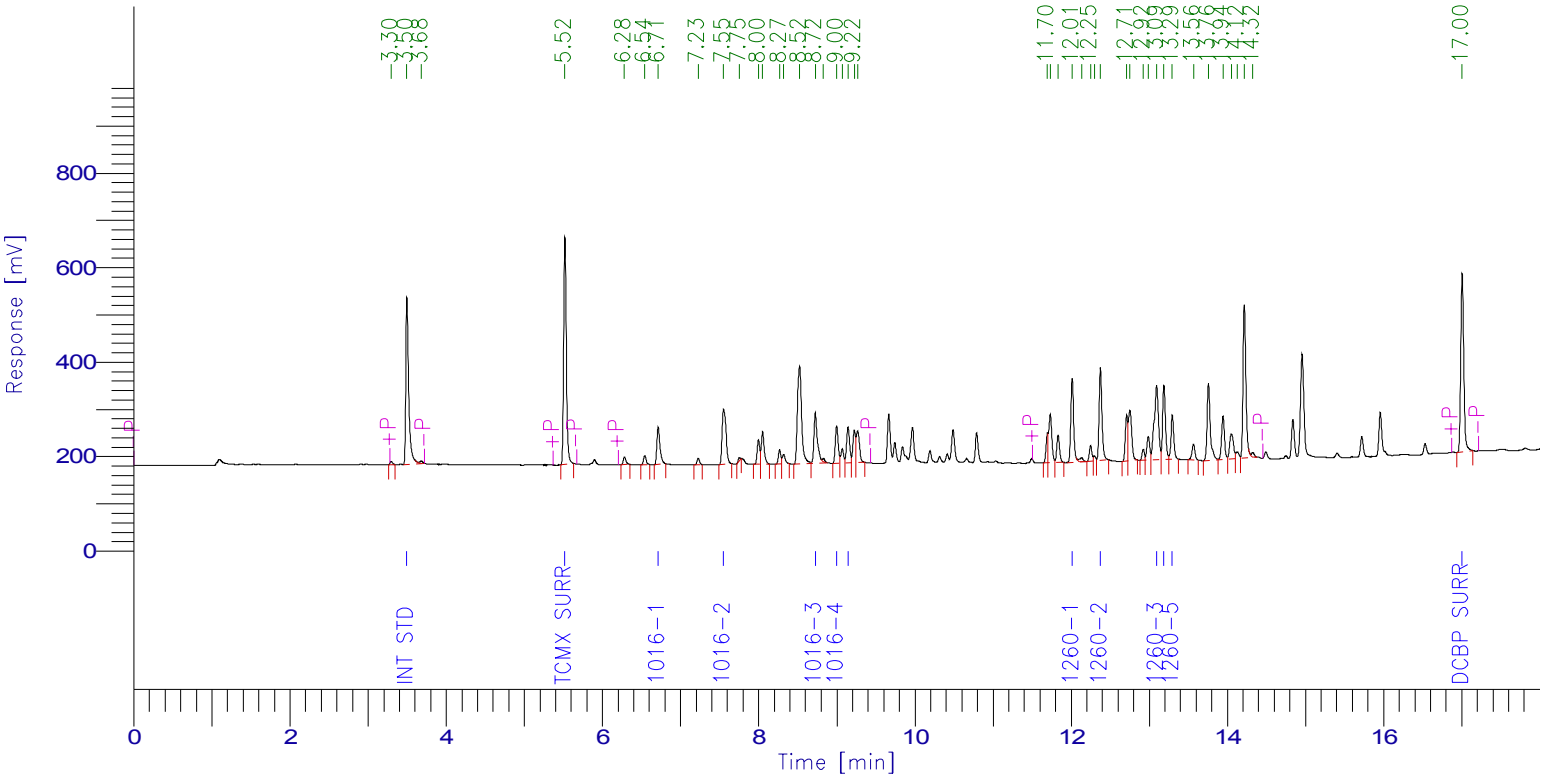

PCB Report

Time [min]	Component Name	Raw Amount	Area [µV·s]	Surrogate SM/WM	Surrogate QC / SL	Spike Rec Soils (%)	Spike Rec Water (%)
3.497	Int Std	100.0000	931940.00	250.0000	100.0000	40.0000	20.0000
5.518	TCMX SURR	80.1699	1155563.12	200.4247	80.1699	32.0680	16.0340
6.713	1016-1	559.1604	215539.52	1397.9011	559.1604	223.6642	111.8321
7.550	1016-2	552.9754	410281.60	1382.4386	552.9754	221.1902	110.5951
8.724	1016-3	567.1956	345154.24	1417.9889	567.1956	226.8782	113.4391
8.997	1016-4	542.8886	199572.62	1357.2214	542.8886	217.1554	108.5777
9.142	1016-5	574.1445	201016.77	1435.3612	574.1445	229.6578	114.8289
12.011	1260-1	556.1703	460220.16	1390.4257	556.1703	222.4681	111.2341
12.373	1260-2	553.8826	517677.84	1384.7064	553.8826	221.5530	110.7765
13.093	1260-3	565.1487	595311.72	1412.8717	565.1487	226.0595	113.0297
13.187	1260-4	569.3227	406769.62	1423.3067	569.3227	227.7291	113.8645
13.294	1260-5	583.3634	237154.39	1458.4084	583.3634	233.3453	116.6727
17.003	DCBP SURR	81.5299	1003025.76	203.8247	81.5299	32.6120	16.3060
		5885.9518	6679227.36				

1D

PCB ORGANICS ANALYSIS DATA SHEET

CLIENT SAMPLE NO.

BY54998 LCS

Lab Name: Phoenix Environmental Client: NETC

Lab Code: Phoenix Instr: ECD24 Column.: RTX-440 0.32 SDG No.: GBY54991

Matrix: (soil/water) SOIL Lab Sample ID: BY54998 LCS

Sample wt/vol: 15 (g/mL) g Lab File ID: 713A006

% Moisture: n.a. decanted: (Y/N) N Date Received: 07/07/17

Extraction: (SepF/Cont/ASE) 3545 Date Extracted: 07/12/17

Concentrated Extract Volume: 5000 (uL) Date Analyzed: 07/13/17

Injection Volume: 1 (ul) Dilution Factor: 10

CONCENTRATION UNITS:
(mg/L or mg/Kg) ug/Kg

CAS NO.	COMPOUND	CF	CONC	P/C	Q	MDL	PQL
12674-11-2	Aroclor-1016	MC	1400	C		170	170
11104-28-2	Aroclor-1221	MC	170	C	U	170	170
11141-16-5	Aroclor-1232	MC	170	C	U	170	170
53469-21-9	Aroclor-1242	MC	170	C	U	170	170
12672-29-6	Aroclor-1248	MC	170	C	U	170	170
11097-69-1	Aroclor-1254	MC	170	C	U	170	170
11096-82-5	Aroclor-1260	MC	1490	C		170	170
37324-23-5	Aroclor-1262	MC	170	C	U	170	170
11100-14-4	Aroclor-1268	MC	170	C	U	170	170
2051-24-3	Decachlorobiphenyl	1.663	106	C		%	%
877-09-8	Tetrachloro-m-xylene	1.184	92	C		%	%

12674-11-2 Sample Result Calc: ((418.696raw * 10df * 5fv) / (15wt-vol * 1%sol) = 1400

Both channels need to have the compound detected for a concentration to be reported on either channel.
U1=Due to matrix interference and/or the presence of a large amount of non-target material, the reporting level for this compound has been elevated.
U2=The presence of this compound was not confirmed by the analyst based on the characteristic pattern matching of multi-component parameters, retention time, and/or peak shape.

P/C: P=Primary Result C=Confirmation Result X=Not Used CF=Calculated Calibration/Response Factor MC=Multi-Component

1D

PCB ORGANICS ANALYSIS DATA SHEET

CLIENT SAMPLE NO.

BY54998 LCS

Lab Name: Phoenix Environmental Client: NETC

Lab Code: Phoenix Instr: ECD24 Column.: CLP 0.32 SDG No.: GBY54991

Matrix: (soil/water) SOIL Lab Sample ID: BY54998 LCS

Sample wt/vol: 15 (g/mL) g Lab File ID: 713B006

% Moisture: n.a. decanted: (Y/N) N Date Received: 07/07/17

Extraction: (SepF/Cont/ASE) 3545 Date Extracted: 07/12/17

Concentrated Extract Volume: 5000 (uL) Date Analyzed: 07/13/17

Injection Volume: 1 (ul) Dilution Factor: 10

CONCENTRATION UNITS:
(mg/L or mg/Kg) ug/Kg

CAS NO.	COMPOUND	CF	CONC	P/C	Q	MDL	PQL
12674-11-2	Aroclor-1016	MC	1440	P		170	170
11104-28-2	Aroclor-1221	MC	170	P	U	170	170
11141-16-5	Aroclor-1232	MC	170	P	U	170	170
53469-21-9	Aroclor-1242	MC	170	P	U	170	170
12672-29-6	Aroclor-1248	MC	170	P	U	170	170
11097-69-1	Aroclor-1254	MC	170	P	U	170	170
11096-82-5	Aroclor-1260	MC	1490	P		170	170
37324-23-5	Aroclor-1262	MC	170	P	U	170	170
11100-14-4	Aroclor-1268	MC	170	P	U	170	170
2051-24-3	Decachlorobiphenyl	1.937	89	P		%	%
877-09-8	Tetrachloro-m-xylene	1.159	97	P		%	%

12674-11-2 Sample Result Calc: ((430.928raw * 10df * 5fv) / (15wt-vol * 1%sol) = 1440

Both channels need to have the compound detected for a concentration to be reported on either channel.
U1=Due to matrix interference and/or the presence of a large amount of non-target material, the reporting level for this compound has been elevated.
U2=The presence of this compound was not confirmed by the analyst based on the characteristic pattern matching of multi-component parameters, retention time, and/or peak shape.

P/C: P=Primary Result C=Confirmation Result X=Not Used CF=Calculated Calibration/Response Factor MC=Multi-Component

CLIENT SAMPLE NO

USB-2/S-3A LCS

PCB IDENTIFICATION SUMMARY

Lab Name: Phoenix Environmental Labs Client: NETC

Lab Code: Phoenix Lab File ID: 713A006 | 713B006 SDG No.: GBY54991

Lab SampleID: BY54998 Instrument ID: ECD24 Date Analyzed: 7/13/17 9:11

GC Column(A): RTX-440 ID: 0.32 (mm) GC Column(B): CLP ID: 0.32 (mm)

ANALYTE	COL	RT	RT WINDOW FROM	RT WINDOW TO	CALCULATED CONC	CF	%RPD	*
Aroclor 1016-1	A	5.50	5.43	5.53	1410	0.027	NA	
	B	4.41	4.38	4.48	1370	0.026		
Aroclor 1016-2	A	6.38	6.32	6.42	1450	0.028	NA	
	B	5.14	5.13	5.23	1370	0.043		
Aroclor 1016-3	A	7.60	7.53	7.63	1410	0.101	NA	
	B	6.42	6.40	6.50	1340	0.044		
Aroclor 1016-4	A	7.75	7.68	7.78	1350	0.045	NA	
	B	6.55	6.54	6.64	1390	0.030		
Aroclor 1016-5	A	7.97	7.90	8.00	1360	0.035	NA	
	B	7.29	7.29	7.39	1720	0.029		
Aroclor-1016	A				1400		2.8	
	B				1440			
Aroclor 1260-1	A	11.59	11.51	11.65	1550	0.061	NA	
	B	9.88	9.86	10.00	1570	0.065		
Aroclor 1260-2	A	12.30	12.21	12.35	1410	0.120	NA	
	B	10.47	10.45	10.59	1400	0.144		
Aroclor 1260-3	A	13.01	12.92	13.06	1560	0.118	NA	
	B	11.28	11.26	11.40	1510	0.126		
Aroclor 1260-4	A	13.28	13.19	13.33	1450	0.093	NA	
	B	11.37	11.36	11.50	1630	0.075		
Aroclor 1260-5	A	13.41	13.33	13.47	1500	0.047	NA	
	B	11.78	11.76	11.90	1330	0.107		
Aroclor-1260	A				1490		0.0	
	B				1490			

%RPD must be less than or equal to 40% (*) Criteria exceeded.

NC - (No Criteria) %RPD is not calculated when either result is less than 2 times the reporting level.

CF = Calculated Calibration/Response Factor

FORM X PCB

Client Id: QC Laboratory Control Sample (LCS) BY54998

Software Version: 4.1<1L22>
Date: 7/13/2017 12:16 PM
Sample Name : lcs 34998 2x
Data File : E:\TC2017\ECD24\07-JUL\713A006.RAW Date: 7/13/2017 09:11 AM
Sequence File: E:\TC2017\ECD24\07-JUL\PCB.SEQ Cycle: 348 Channel : A
Instrument : AUTO_ECD24 Rack/Vial: 0/0 Operator:
Sample Amount : 1.0000 Dilution Factor : 1.00

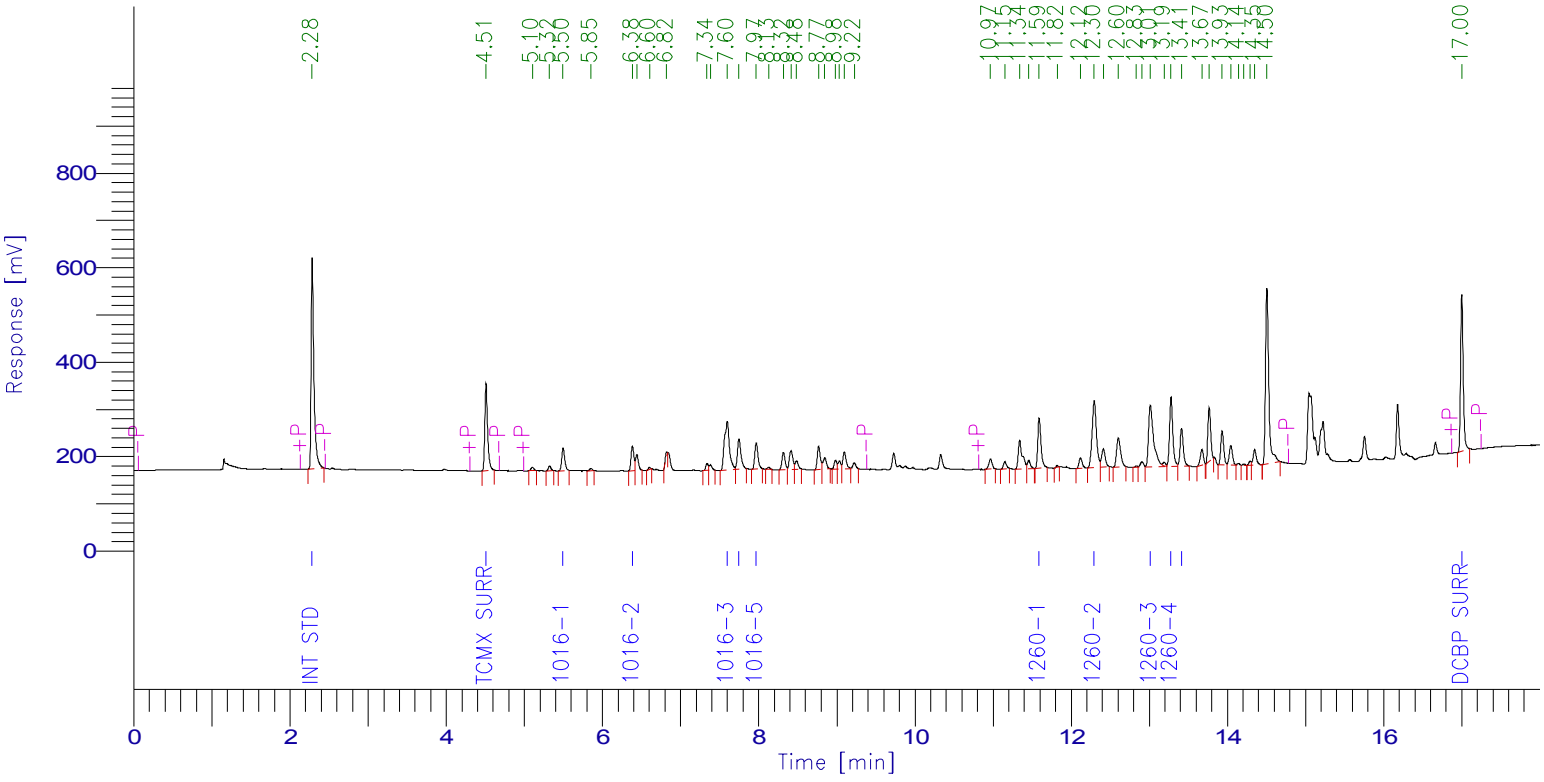

PCB Report

Time [min]	Component Name	Raw Amount	Area [µV·s]	Surrogate SM/WM	Surrogate QC / SL	Spike Rec Soils (%)	Spike Rec Water (%)
2.284	Int Std	100.0000	1083659.04	250.0000	100.0000	40.0000	20.0000
4.509	TCMX SURR	36.7630	471753.28	91.9075	36.7630	14.7052	7.3526
5.495	1016-1	423.4727	124079.84	1058.6819	423.4727	169.3891	84.6945
6.383	1016-2	434.3807	131752.88	1085.9517	434.3807	173.7523	86.8761
7.598	1016-3	423.2100	462635.68	1058.0251	423.2100	169.2840	84.6420
7.747	1016-4	405.2777	198132.56	1013.1943	405.2777	162.1111	81.0555
7.968	1016-5	407.1376	154054.40	1017.8441	407.1376	162.8550	81.4275
11.589	1260-1	463.9273	306117.44	1159.8183	463.9273	185.5709	92.7855
12.295	1260-2	422.0044	546828.63	1055.0111	422.0044	168.8018	84.4009
13.011	1260-3	467.8494	596405.45	1169.6236	467.8494	187.1398	93.5699
13.277	1260-4	435.1419	436439.63	1087.8548	435.1419	174.0568	87.0284
13.413	1260-5	450.6775	230318.71	1126.6938	450.6775	180.2710	90.1355
16.998	DCBP SURR	42.3981	764058.32	105.9953	42.3981	16.9592	8.4796
		4512.2405	5506235.86				

Client Id: QC Laboratory Control Sample (LCS) BY54998

Software Version: 4.1<1L22>
Date: 7/13/2017 12:16 PM
Sample Name : lcs 34998 2x
Data File : E:\TC2017\ECD24\07-JUL\713B006.RAW Date: 7/13/2017 09:11 AM
Sequence File: E:\TC2017\ECD24\07-JUL\PCB.SEQ Cycle: 348 Channel : B
Instrument : AUTO_ECD24 Rack/Vial: 0/0 Operator:
Sample Amount : 1.0000 Dilution Factor : 1.00

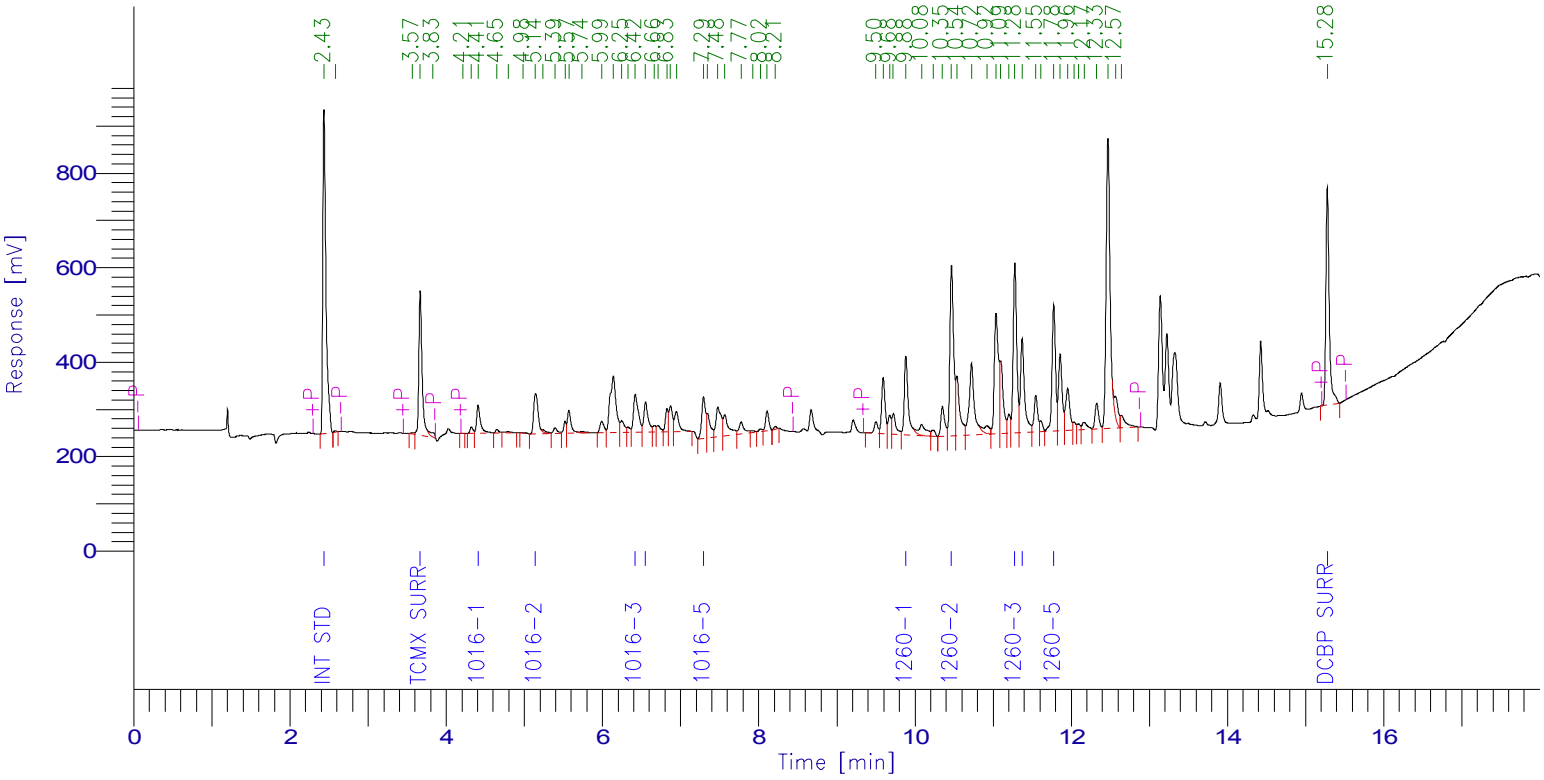

PCB Report

Time [min]	Component Name	Raw Amount	Area [µV·s]	Surrogate SM/WM	Surrogate QC / SL	Spike Rec Soils (%)	Spike Rec Water (%)
2.434	Int Std	100.0000	1952216.64	250.0000	100.0000	40.0000	20.0000
3.666	TCMX SURR	38.8609	879599.60	97.1522	38.8609	15.5444	7.7722
4.407	1016-1	410.5866	209369.89	1026.4665	410.5866	164.2346	82.1173
5.143	1016-2	409.6714	342931.84	1024.1786	409.6714	163.8686	81.9343
6.418	1016-3	400.5752	346109.44	1001.4381	400.5752	160.2301	80.1150
6.550	1016-4	417.8502	246115.84	1044.6255	417.8502	167.1401	83.5700
7.293	1016-5	515.9545	290402.30	1289.8863	515.9545	206.3818	103.1909
9.883	1260-1	471.3676	602566.12	1178.4189	471.3676	188.5470	94.2735
10.468	1260-2	420.5447	1186169.49	1051.3618	420.5447	168.2179	84.1089
11.278	1260-3	454.1451	1118451.65	1135.3628	454.1451	181.6580	90.8290
11.372	1260-4	490.2895	716237.86	1225.7237	490.2895	196.1158	98.0579
11.775	1260-5	397.5833	829696.25	993.9581	397.5833	159.0333	79.5167
15.277	DCBP SURR	35.5635	1344758.40	88.9088	35.5635	14.2254	7.1127
		4562.9926	10064625.32				

1D

PCB ORGANICS ANALYSIS DATA SHEET

CLIENT SAMPLE NO.

BY54998 LCSD

Lab Name: Phoenix Environmental Client: NETC

Lab Code: Phoenix Instr: ECD24 Column.: RTX-440 0.32 SDG No.: GBY54991

Matrix: (soil/water) SOIL Lab Sample ID: BY54998 LCSD

Sample wt/vol: 15 (g/mL) g Lab File ID: 713A026

% Moisture: n.a. decanted: (Y/N) N Date Received: 07/07/17

Extraction: (SepF/Cont/ASE) 3545 Date Extracted: 07/12/17

Concentrated Extract Volume: 5000 (uL) Date Analyzed: 07/13/17

Injection Volume: 1 (ul) Dilution Factor: 10

CONCENTRATION UNITS:
(mg/L or mg/Kg) ug/Kg

CAS NO.	COMPOUND	CF	CONC	P/C	Q	MDL	PQL
12674-11-2	Aroclor-1016	MC	1490	C		170	170
11104-28-2	Aroclor-1221	MC	170	C	U	170	170
11141-16-5	Aroclor-1232	MC	170	C	U	170	170
53469-21-9	Aroclor-1242	MC	170	C	U	170	170
12672-29-6	Aroclor-1248	MC	170	C	U	170	170
11097-69-1	Aroclor-1254	MC	170	C	U	170	170
11096-82-5	Aroclor-1260	MC	1550	C		170	170
37324-23-5	Aroclor-1262	MC	170	C	U	170	170
11100-14-4	Aroclor-1268	MC	170	C	U	170	170
2051-24-3	Decachlorobiphenyl	1.663	110	C		%	%
877-09-8	Tetrachloro-m-xylene	1.184	96	C		%	%

12674-11-2 Sample Result Calc: ((448.221raw * 10df * 5fv) / (15wt-vol * 1%sol) = 1490

Both channels need to have the compound detected for a concentration to be reported on either channel.
U1=Due to matrix interference and/or the presence of a large amount of non-target material, the reporting level for this compound has been elevated.
U2=The presence of this compound was not confirmed by the analyst based on the characteristic pattern matching of multi-component parameters, retention time, and/or peak shape.

P/C: P=Primary Result C=Confirmation Result X=Not Used CF=Calculated Calibration/Response Factor MC=Multi-Component

1D

PCB ORGANICS ANALYSIS DATA SHEET

CLIENT SAMPLE NO.

BY54998 LCSD

Lab Name: Phoenix Environmental Client: NETC

Lab Code: Phoenix Instr: ECD24 Column.: CLP 0.32 SDG No.: GBY54991

Matrix: (soil/water) SOIL Lab Sample ID: BY54998 LCSD

Sample wt/vol: 15 (g/mL) g Lab File ID: 713B026

% Moisture: n.a. decanted: (Y/N) N Date Received: 07/07/17

Extraction: (SepF/Cont/ASE) 3545 Date Extracted: 07/12/17

Concentrated Extract Volume: 5000 (uL) Date Analyzed: 07/13/17

Injection Volume: 1 (ul) Dilution Factor: 10

CONCENTRATION UNITS:
(mg/L or mg/Kg) ug/Kg

CAS NO.	COMPOUND	CF	CONC	P/C	Q	MDL	PQL
12674-11-2	Aroclor-1016	MC	1580	P		170	170
11104-28-2	Aroclor-1221	MC	170	P	U	170	170
11141-16-5	Aroclor-1232	MC	170	P	U	170	170
53469-21-9	Aroclor-1242	MC	170	P	U	170	170
12672-29-6	Aroclor-1248	MC	170	P	U	170	170
11097-69-1	Aroclor-1254	MC	170	P	U	170	170
11096-82-5	Aroclor-1260	MC	1600	P		170	170
37324-23-5	Aroclor-1262	MC	170	P	U	170	170
11100-14-4	Aroclor-1268	MC	170	P	U	170	170
2051-24-3	Decachlorobiphenyl	1.937	91	P		%	%
877-09-8	Tetrachloro-m-xylene	1.159	100	P		%	%

12674-11-2 Sample Result Calc: ((475.195raw * 10df * 5fv) / (15wt-vol * 1%sol) = 1580

Both channels need to have the compound detected for a concentration to be reported on either channel.
U1=Due to matrix interference and/or the presence of a large amount of non-target material, the reporting level for this compound has been elevated.
U2=The presence of this compound was not confirmed by the analyst based on the characteristic pattern matching of multi-component parameters, retention time, and/or peak shape.

P/C: P=Primary Result C=Confirmation Result X=Not Used CF=Calculated Calibration/Response Factor MC=Multi-Component

CLIENT SAMPLE NO

USB-2/S-3A LCSD

PCB IDENTIFICATION SUMMARY

Lab Name: Phoenix Environmental Labs Client: NETC

Lab Code: Phoenix Lab File ID: 713A026 | 713B026 SDG No.: GBY54991

Lab SampleID: BY54998 Instrument ID: ECD24 Date Analyzed: 7/13/17 17:37

GC Column(A): RTX-440 ID: 0.32 (mm) GC Column(B): CLP ID: 0.32 (mm)

ANALYTE	COL	RT	RT WINDOW FROM	RT WINDOW TO	CALCULATED CONC	CF	%RPD	*
Aroclor 1016-1	A	5.50	5.43	5.53	1510	0.027	NA	
	B	4.42	4.38	4.48	1550	0.026		
Aroclor 1016-2	A	6.39	6.32	6.42	1560	0.028	NA	
	B	5.15	5.13	5.23	1400	0.043		
Aroclor 1016-3	A	7.61	7.53	7.63	1500	0.101	NA	
	B	6.42	6.40	6.50	1390	0.044		
Aroclor 1016-4	A	7.76	7.68	7.78	1440	0.045	NA	
	B	6.56	6.54	6.64	1600	0.030		
Aroclor 1016-5	A	7.98	7.90	8.00	1460	0.035	NA	
	B	7.30	7.29	7.39	1980	0.029		
Aroclor-1016	A				1490		5.9	
	B				1580			
Aroclor 1260-1	A	11.60	11.51	11.65	1630	0.061	NA	
	B	9.89	9.86	10.00	1720	0.065		
Aroclor 1260-2	A	12.30	12.21	12.35	1480	0.120	NA	
	B	10.47	10.45	10.59	1490	0.144		
Aroclor 1260-3	A	13.02	12.92	13.06	1590	0.118	NA	
	B	11.29	11.26	11.40	1600	0.126		
Aroclor 1260-4	A	13.29	13.19	13.33	1510	0.093	NA	
	B	11.38	11.36	11.50	1740	0.075		
Aroclor 1260-5	A	13.42	13.33	13.47	1570	0.047	NA	
	B	11.78	11.76	11.90	1450	0.107		
Aroclor-1260	A				1550		3.2	
	B				1600			

%RPD must be less than or equal to 40% (*) Criteria exceeded.

NC - (No Criteria) %RPD is not calculated when either result is less than 2 times the reporting level.

CF = Calculated Calibration/Response Factor

FORM X PCB

Software Version: 4.1<1L22>
Date: 7/14/2017 08:01 AM
Sample Name : lcsd 54998 2x cu
Data File : E:\TC2017\ECD24\07-JUL\713A026.RAW Date: 7/13/2017 05:37 PM
Sequence File: E:\TC2017\ECD24\07-JUL\PCB.SEQ Cycle: 368 Channel : A
Instrument : AUTO_ECD24 Rack/Vial: 0/0 Operator:
Sample Amount : 1.0000 Dilution Factor : 1.00

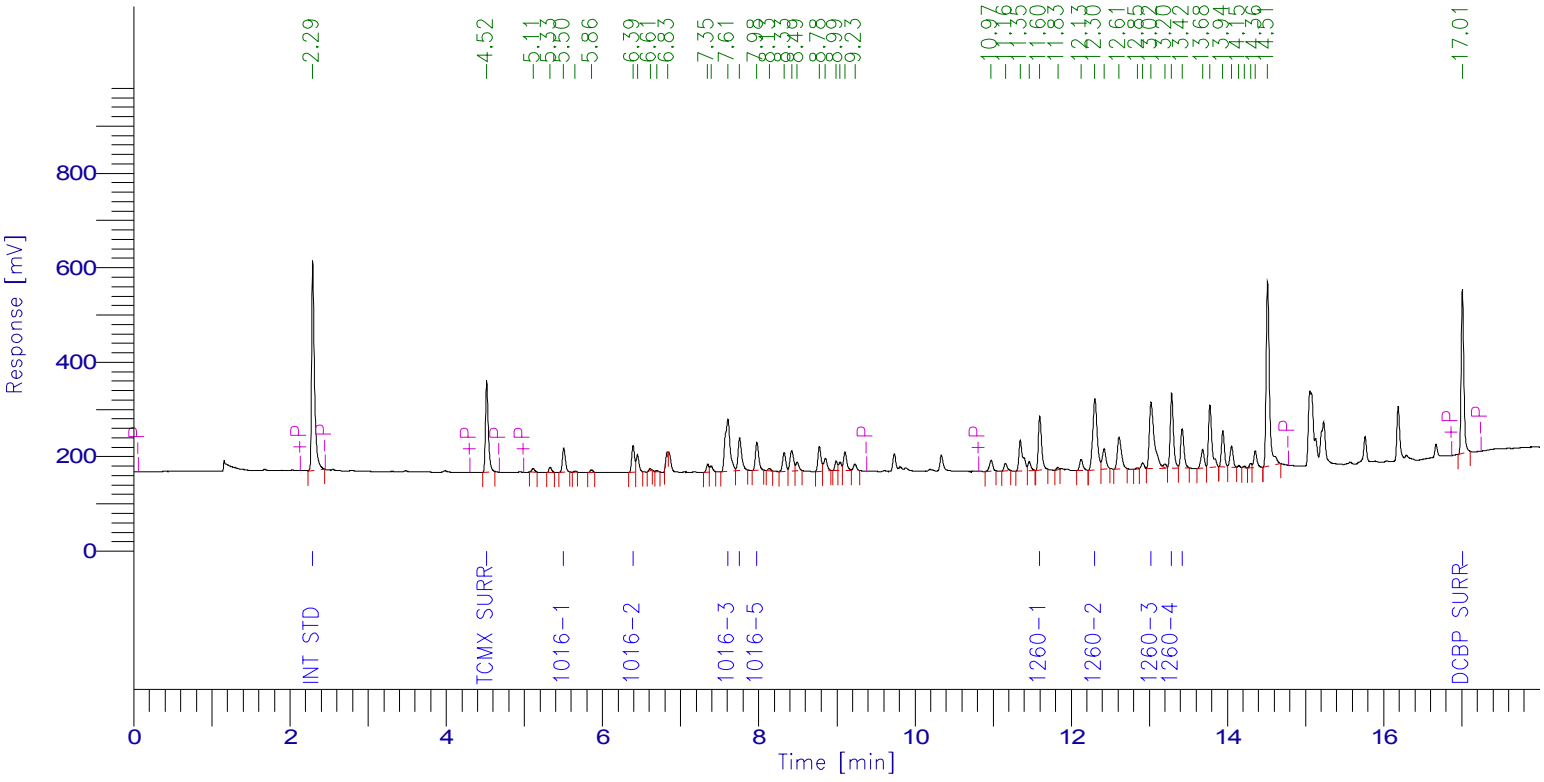

PCB Report

Time [min]	Component Name	Raw Amount	Area [µV·s]	Surrogate SM/WM	Surrogate QC / SL	Spike Rec Soils (%)	Spike Rec Water (%)
2.290	Int Std	100.0000	1102157.12	250.0000	100.0000	40.0000	20.0000
4.518	TCMX SURR	38.5288	502852.32	96.3220	38.5288	15.4115	7.7058
5.504	1016-1	451.9382	134680.80	1129.8455	451.9382	180.7753	90.3876
6.391	1016-2	468.2075	144437.13	1170.5188	468.2075	187.2830	93.6415
7.607	1016-3	450.9151	501335.86	1127.2876	450.9151	180.3660	90.1830
7.755	1016-4	431.9726	214788.06	1079.9314	431.9726	172.7890	86.3945
7.977	1016-5	438.0719	168588.96	1095.1798	438.0719	175.2288	87.6144
11.598	1260-1	489.1426	328264.96	1222.8566	489.1426	195.6571	97.8285
12.302	1260-2	442.6595	583384.52	1106.6488	442.6595	177.0638	88.5319
13.021	1260-3	477.0654	618535.02	1192.6636	477.0654	190.8262	95.4131
13.286	1260-4	452.0054	461092.16	1130.0135	452.0054	180.8022	90.4011
13.420	1260-5	470.5988	244604.82	1176.4970	470.5988	188.2395	94.1198
17.006	DCBP SURR	43.8732	804138.08	109.6831	43.8732	17.5493	8.7746
		4754.9792	5808859.81				

Client Id: QC Laboratory Control Sample Duplicate (LCSD) BY54998

Software Version: 4.1<1L22>
Date: 7/14/2017 08:02 AM
Sample Name : lcsd 54998 2x cu
Data File : E:\TC2017\ECD24\07-JUL\713B026.RAW Date: 7/13/2017 05:37 PM
Sequence File: E:\TC2017\ECD24\07-JUL\PCB.SEQ Cycle: 368 Channel : B
Instrument : AUTO_ECD24 Rack/Vial: 0/0 Operator:
Sample Amount : 1.0000 Dilution Factor : 1.00

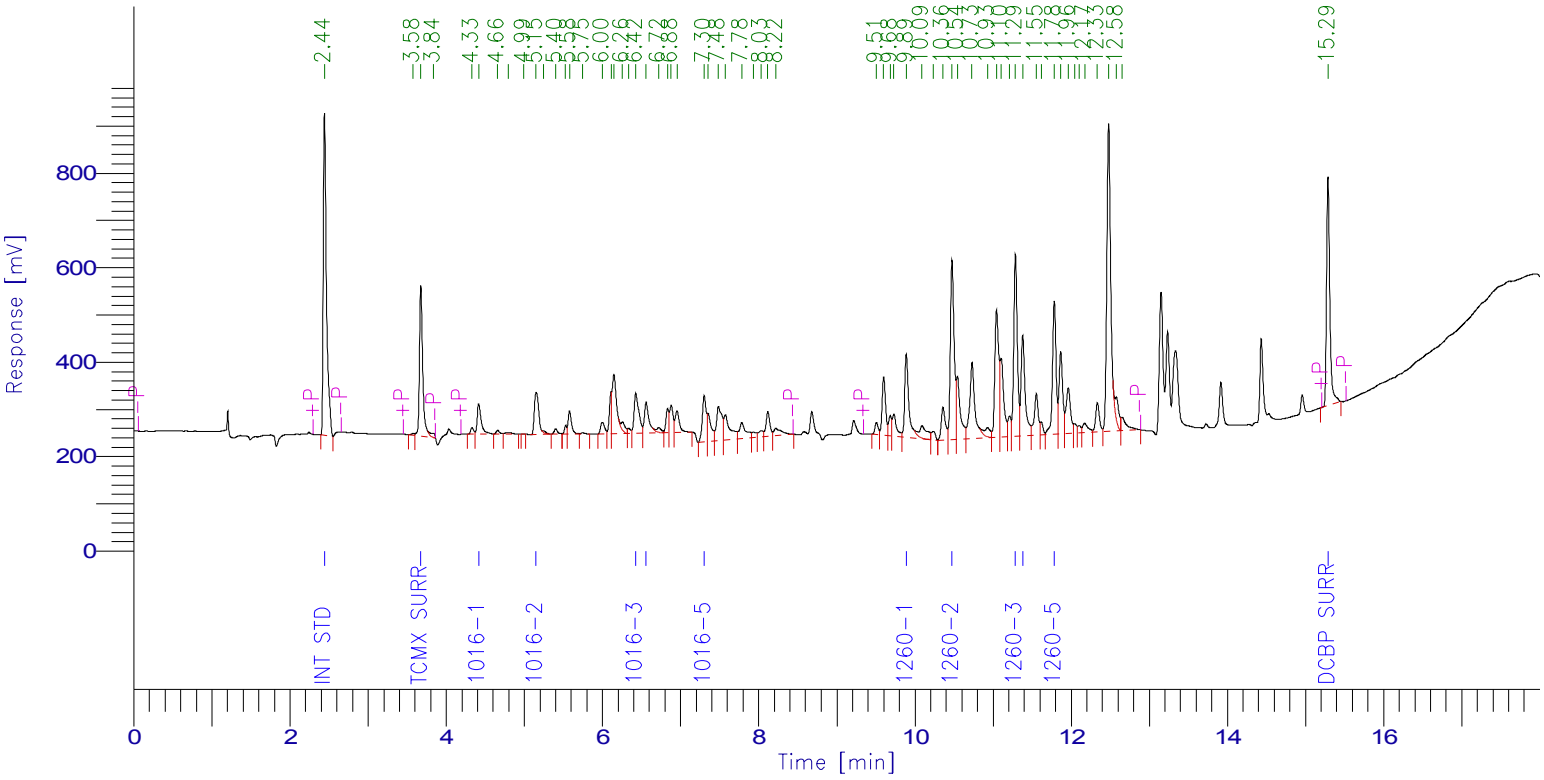

PCB Report

Time [min]	Component Name	Raw Amount	Area [µV·s]	Surrogate SM/WM	Surrogate QC / SL	Spike Rec Soils (%)	Spike Rec Water (%)
2.440	Int Std	100.0000	1972931.20	250.0000	100.0000	40.0000	20.0000
3.674	TCMX SURR	40.0341	915770.23	100.0853	40.0341	16.0136	8.0068
4.415	1016-1	465.4708	239875.45	1163.6770	465.4708	186.1883	93.0942
5.151	1016-2	420.4331	355674.72	1051.0828	420.4331	168.1733	84.0866
6.424	1016-3	417.0591	364175.61	1042.6477	417.0591	166.8236	83.4118
6.558	1016-4	478.8080	285012.73	1197.0200	478.8080	191.5232	95.7616
7.302	1016-5	594.2039	337993.26	1485.5097	594.2039	237.6815	118.8408
9.889	1260-1	517.4085	668440.10	1293.5213	517.4085	206.9634	103.4817
10.474	1260-2	445.8991	1271027.83	1114.7477	445.8991	178.3596	89.1798
11.285	1260-3	480.3421	1195520.77	1200.8552	480.3421	192.1368	96.0684
11.379	1260-4	521.3814	769740.12	1303.4534	521.3814	208.5525	104.2763
11.782	1260-5	434.5438	916449.41	1086.3594	434.5438	173.8175	86.9088
15.285	DCBP SURR	36.5658	1397329.36	91.4146	36.5658	14.6263	7.3132
		4952.1496	10689940.80				

1D

PCB ORGANICS ANALYSIS DATA SHEET

CLIENT SAMPLE NO.

USB-2/S-3A MS

Lab Name: Phoenix Environmental Client: NETC

Lab Code: Phoenix Instr: ECD24 Column.: RTX-440 0.32 SDG No.: GBY54991

Matrix: (soil/water) SOIL Lab Sample ID: BY54998 MS

Sample wt/vol: 15 (g/mL) g Lab File ID: 713A027

% Moisture: 18 decanted: (Y/N) N Date Received: 07/07/17

Extraction: (SepF/Cont/ASE) 3545 Date Extracted: 07/12/17

Concentrated Extract Volume: 5000 (uL) Date Analyzed: 07/13/17

Injection Volume: 1 (ul) Dilution Factor: 10

CONCENTRATION UNITS:
(mg/L or mg/Kg) ug/Kg

CAS NO.	COMPOUND	CF	CONC	P/C	Q	MDL	PQL
12674-11-2	Aroclor-1016	MC	862	P		200	200
11104-28-2	Aroclor-1221	MC	200	P	U	200	200
11141-16-5	Aroclor-1232	MC	200	P	U	200	200
53469-21-9	Aroclor-1242	MC	200	P	U	200	200
12672-29-6	Aroclor-1248	MC	200	P	U	200	200
11097-69-1	Aroclor-1254	MC	200	P	U	200	200
11096-82-5	Aroclor-1260	MC	880	P		200	200
37324-23-5	Aroclor-1262	MC	200	P	U	200	200
11100-14-4	Aroclor-1268	MC	200	P	U	200	200
2051-24-3	Decachlorobiphenyl	1.663	48	P		%	%
877-09-8	Tetrachloro-m-xylene	1.184	42	P		%	%

12674-11-2 Sample Result Calc: ((212.029raw * 10df * 5fv) / (15.00wt-vol * 0.82%sol) = 862

Both channels need to have the compound detected for a concentration to be reported on either channel.
U1=Due to matrix interference and/or the presence of a large amount of non-target material, the reporting level for this compound has been elevated.
U2=The presence of this compound was not confirmed by the analyst based on the characteristic pattern matching of multi-component parameters, retention time, and/or peak shape.

P/C: P=Primary Result C=Confirmation Result X=Not Used CF=Calculated Calibration/Response Factor MC=Multi-Component

1D

PCB ORGANICS ANALYSIS DATA SHEET

CLIENT SAMPLE NO.

USB-2/S-3A MS

Lab Name: Phoenix Environmental Client: NETC

Lab Code: Phoenix Instr: ECD24 Column.: CLP 0.32 SDG No.: GBY54991

Matrix: (soil/water) SOIL Lab Sample ID: BY54998 MS

Sample wt/vol: 15 (g/mL) g Lab File ID: 713B027

% Moisture: 18 decanted: (Y/N) N Date Received: 07/07/17

Extraction: (SepF/Cont/ASE) 3545 Date Extracted: 07/12/17

Concentrated Extract Volume: 5000 (uL) Date Analyzed: 07/13/17

Injection Volume: 1 (ul) Dilution Factor: 10

CONCENTRATION UNITS:
(mg/L or mg/Kg) ug/Kg

CAS NO.	COMPOUND	CF	CONC	P/C	Q	MDL	PQL
12674-11-2	Aroclor-1016	MC	1220	C		200	200
11104-28-2	Aroclor-1221	MC	200	C	U	200	200
11141-16-5	Aroclor-1232	MC	200	C	U	200	200
53469-21-9	Aroclor-1242	MC	200	C	U	200	200
12672-29-6	Aroclor-1248	MC	200	C	U	200	200
11097-69-1	Aroclor-1254	MC	200	C	U	200	200
11096-82-5	Aroclor-1260	MC	1230	C		200	200
37324-23-5	Aroclor-1262	MC	200	C	U	200	200
11100-14-4	Aroclor-1268	MC	200	C	U	200	200
2051-24-3	Decachlorobiphenyl	1.937	53	C		%	%
877-09-8	Tetrachloro-m-xylene	1.159	54	C		%	%

12674-11-2 Sample Result Calc: ((299.32raw * 10df * 5fv) / (15.00wt-vol * 0.82%sol) = 1220

Both channels need to have the compound detected for a concentration to be reported on either channel.
U1=Due to matrix interference and/or the presence of a large amount of non-target material, the reporting level for this compound has been elevated.
U2=The presence of this compound was not confirmed by the analyst based on the characteristic pattern matching of multi-component parameters, retention time, and/or peak shape.

P/C: P=Primary Result C=Confirmation Result X=Not Used CF=Calculated Calibration/Response Factor MC=Multi-Component

CLIENT SAMPLE NO

USB-2/S-3A MS

PCB IDENTIFICATION SUMMARY

Lab Name: Phoenix Environmental Labs Client: NETC

Lab Code: Phoenix Lab File ID: 713A027 | 713B027 SDG No.: GBY54991

Lab SampleID: BY54998 Instrument ID: ECD24 Date Analyzed: 7/13/17 18:00

GC Column(A): RTX-440 ID: 0.32 (mm) GC Column(B): CLP ID: 0.32 (mm)

ANALYTE	COL	RT	RT WINDOW FROM	RT WINDOW TO	CALCULATED CONC	CF	%RPD	*
Aroclor 1016-1	A	5.50	5.43	5.53	862	0.027	NA	
	B	4.40	4.38	4.48	Not Used			
Aroclor 1016-2	A	6.39	6.32	6.42	849	0.028	NA	
	B	5.15	5.13	5.23	1090	0.043		
Aroclor 1016-3	A	7.60	7.53	7.63	864	0.101	NA	
	B	6.42	6.40	6.50	1090	0.044		
Aroclor 1016-4	A	7.75	7.68	7.78	810	0.045	NA	
	B	6.55	6.54	6.64	Not Used			
Aroclor 1016-5	A	7.97	7.90	8.00	925	0.035	NA	
	B	7.29	7.29	7.39	1470	0.029		
Aroclor-1016	A				862		34.4	
	B				1220			
Aroclor 1260-1	A	11.59	11.51	11.65	927	0.061	NA	
	B	9.88	9.86	10.00	1300	0.065		
Aroclor 1260-2	A	12.30	12.21	12.35	876	0.120	NA	
	B	10.47	10.45	10.59	1180	0.144		
Aroclor 1260-3	A	13.02	12.92	13.06	913	0.118	NA	
	B	11.28	11.26	11.40	1230	0.126		
Aroclor 1260-4	A	13.28	13.19	13.33	848	0.093	NA	
	B	11.37	11.36	11.50	1330	0.075		
Aroclor 1260-5	A	13.42	13.33	13.47	837	0.047	NA	
	B	11.78	11.76	11.90	1100	0.107		
Aroclor-1260	A				880		33.2	
	B				1230			

%RPD must be less than or equal to 40% (*) Criteria exceeded.

NC - (No Criteria) %RPD is not calculated when either result is less than 2 times the reporting level.

CF = Calculated Calibration/Response Factor

FORM X PCB

Client Id: QC Matrix Sample (MS) USB-2/S-3A

Software Version: 4.1<1L22>
Date: 7/14/2017 08:01 AM
Sample Name : ms 54998 2x cu
Data File : E:\TC2017\ECD24\07-JUL\713A027.RAW Date: 7/13/2017 06:00 PM
Sequence File: E:\TC2017\ECD24\07-JUL\PCB.SEQ Cycle: 369 Channel : A
Instrument : AUTO_ECD24 Rack/Vial: 0/0 Operator:
Sample Amount : 1.0000 Dilution Factor : 1.00

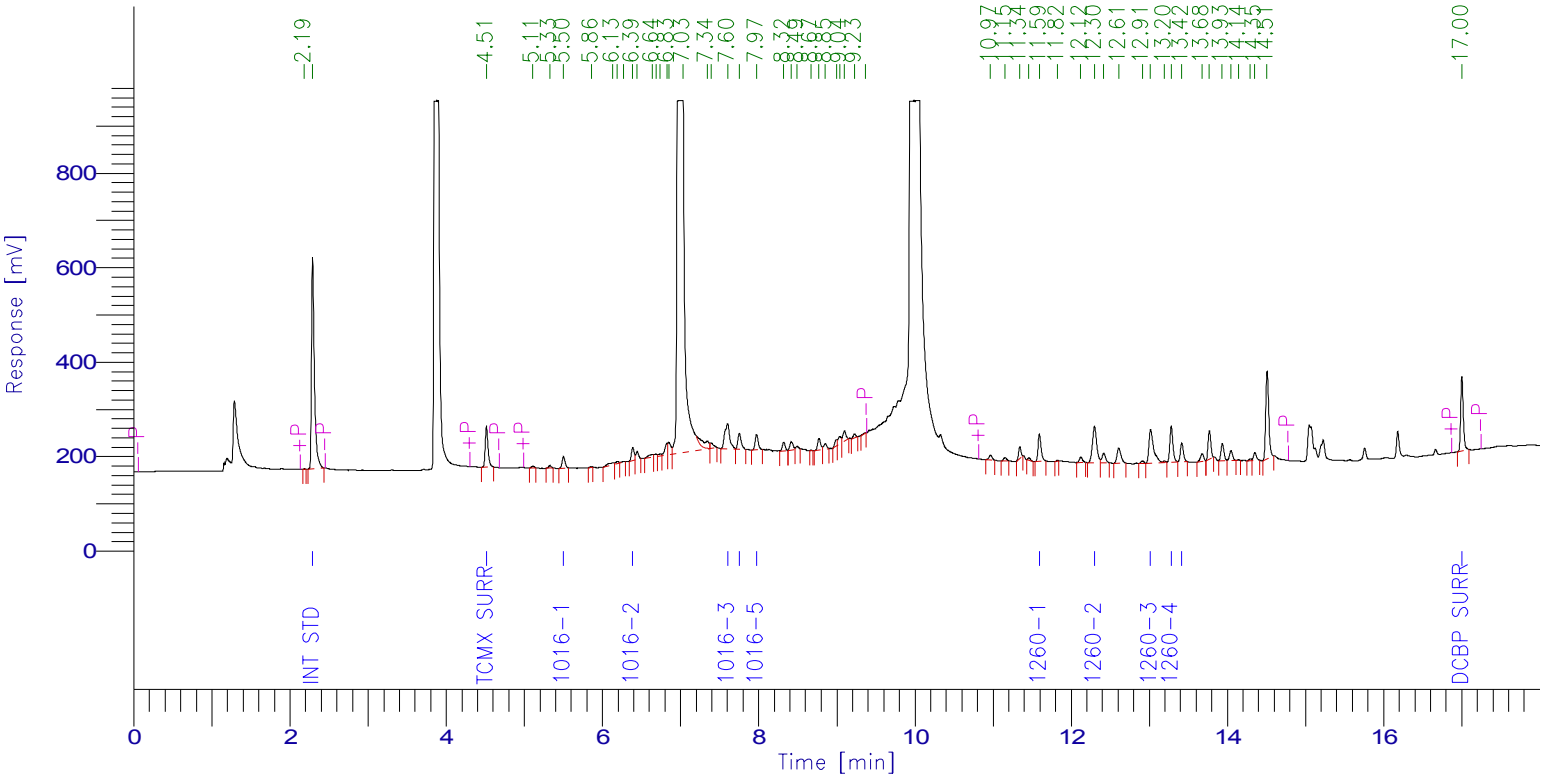

PCB Report

Time [min]	Component Name	Raw Amount	Area [µV·s]	Surrogate SM/WM	Surrogate QC / SL	Spike Rec Soils (%)	Spike Rec Water (%)
2.289	Int Std	100.0000	1125676.48	250.0000	100.0000	40.0000	20.0000
4.514	TCMX SURR	16.6051	221342.72	41.5126	16.6051	6.6420	3.3210
5.500	1016-1	212.0534	64541.92	530.1334	212.0534	84.8213	42.4107
6.387	1016-2	208.9594	65837.37	522.3985	208.9594	83.5838	41.7919
7.603	1016-3	212.4770	241277.12	531.1926	212.4770	84.9908	42.4954
7.751	1016-4	199.2020	101162.08	498.0050	199.2020	79.6808	39.8404
7.972	1016-5	227.4513	89400.96	568.6282	227.4513	90.9805	45.4903
11.592	1260-1	228.1075	156350.24	570.2686	228.1075	91.2430	45.6215
12.298	1260-2	215.5280	290107.44	538.8200	215.5280	86.2112	43.1056
13.016	1260-3	224.5710	297378.82	561.4274	224.5710	89.8284	44.9142
13.280	1260-4	208.7196	217458.98	521.7989	208.7196	83.4878	41.7439
13.416	1260-5	205.9990	109357.72	514.9976	205.9990	82.3996	41.1998
16.999	DCBP SURR	19.2363	360099.04	48.0907	19.2363	7.6945	3.8473
		2278.9095	3339990.89				

Client Id: QC Matrix Sample (MS) USB-2/S-3A

Software Version: 4.1<1L22>
Date: 7/14/2017 08:02 AM
Sample Name : ms 54998 2x cu
Data File : E:\TC2017\ECD24\07-JUL\713B027.RAW Date: 7/13/2017 06:00 PM
Sequence File: E:\TC2017\ECD24\07-JUL\PCB.SEQ Cycle: 369 Channel : B
Instrument : AUTO_ECD24 Rack/Vial: 0/0 Operator:
Sample Amount : 1.0000 Dilution Factor : 1.00

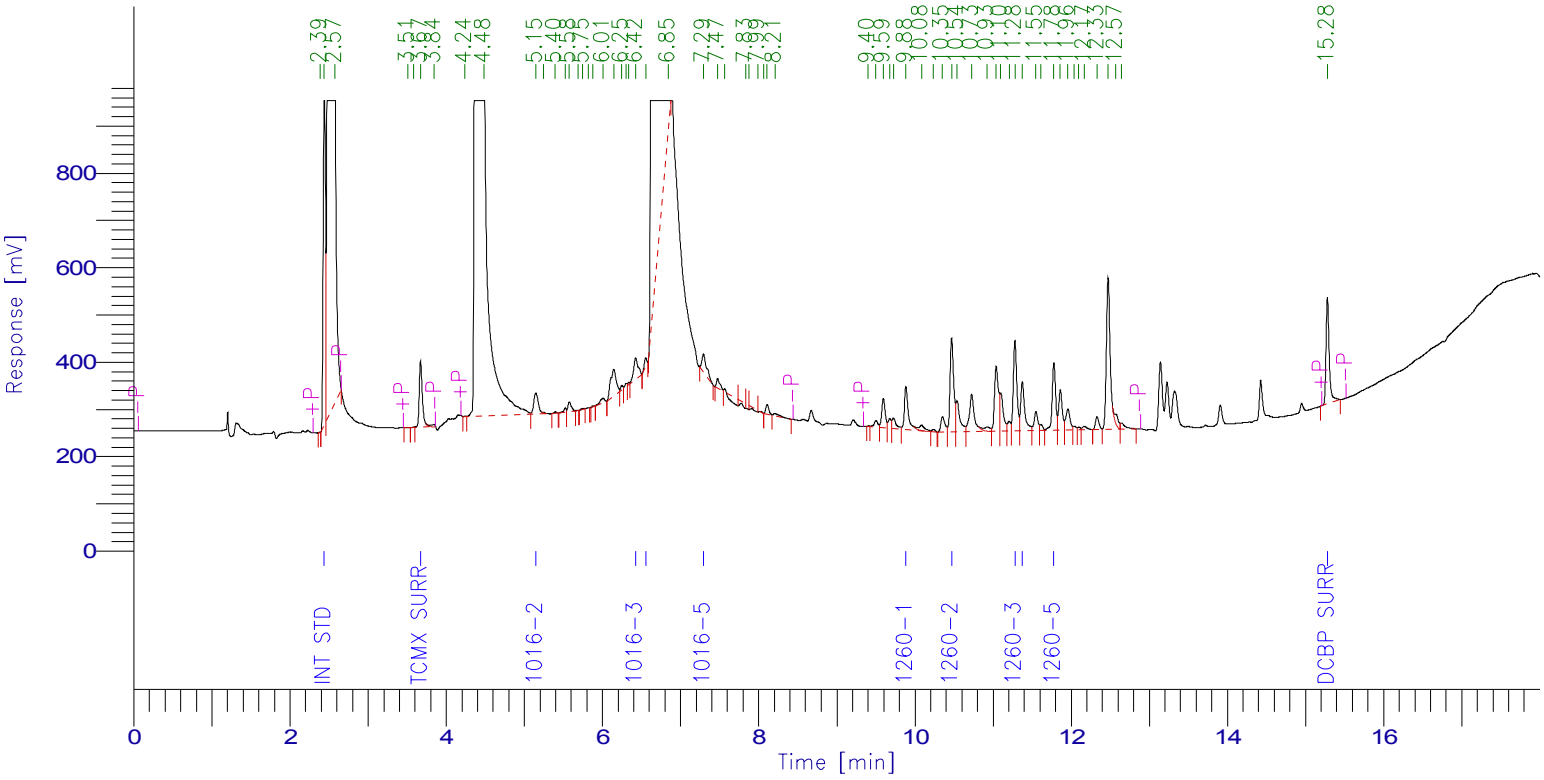

PCB Report

Time [min]	Component Name	Raw Amount	Area [µV·s]	Surrogate SM/WM	Surrogate QC / SL	Spike Rec Soils (%)	Spike Rec Water (%)
2.439	Int Std	100.0000	1542304.37	250.0000	100.0000	40.0000	20.0000
3.670	TCMX SURR	21.5512	385376.80	53.8780	21.5512	8.6205	4.3102
4.400	1016-1	0.0000	0.00	0.0000	0.0000	0.0000	0.0000
5.146	1016-2	267.5017	176905.25	668.7542	267.5017	107.0007	53.5003
6.424	1016-3	268.4924	183275.11	671.2311	268.4924	107.3970	53.6985
6.553	1016-4	96.6796	44987.92	241.6990	96.6796	38.6718	19.3359
7.293	1016-5	361.9648	160952.24	904.9119	361.9648	144.7859	72.3930
9.884	1260-1	320.0334	323208.16	800.0834	320.0334	128.0133	64.0067
10.469	1260-2	290.0729	646373.85	725.1822	290.0729	116.0292	58.0146
11.279	1260-3	303.6124	590723.33	759.0310	303.6124	121.4450	60.7225
11.374	1260-4	327.8751	378403.59	819.6878	327.8751	131.1501	65.5750
11.776	1260-5	269.5232	444354.27	673.8081	269.5232	107.8093	53.9046
15.279	DCBP SURR	21.2214	633951.28	53.0535	21.2214	8.4886	4.2443
		2648.5281	5510816.16				

1D

PCB ORGANICS ANALYSIS DATA SHEET

CLIENT SAMPLE NO.

USB-2/S-3A MSD

Lab Name: Phoenix Environmental Client: NETC

Lab Code: Phoenix Instr: ECD24 Column.: RTX-440 0.32 SDG No.: GBY54991

Matrix: (soil/water) SOIL Lab Sample ID: BY54998 MSD

Sample wt/vol: 15.03 (g/mL) g Lab File ID: 713A028

% Moisture: 18 decanted: (Y/N) N Date Received: 07/07/17

Extraction: (SepF/Cont/ASE) 3545 Date Extracted: 07/12/17

Concentrated Extract Volume: 5000 (uL) Date Analyzed: 07/13/17

Injection Volume: 1 (ul) Dilution Factor: 10

CONCENTRATION UNITS:
(mg/L or mg/Kg) ug/Kg

CAS NO.	COMPOUND	CF	CONC	P/C	Q	MDL	PQL
12674-11-2	Aroclor-1016	MC	1490	P		200	200
11104-28-2	Aroclor-1221	MC	200	P	U	200	200
11141-16-5	Aroclor-1232	MC	200	P	U	200	200
53469-21-9	Aroclor-1242	MC	200	P	U	200	200
12672-29-6	Aroclor-1248	MC	200	P	U	200	200
11097-69-1	Aroclor-1254	MC	200	P	U	200	200
11096-82-5	Aroclor-1260	MC	1580	P		200	200
37324-23-5	Aroclor-1262	MC	200	P	U	200	200
11100-14-4	Aroclor-1268	MC	200	P	U	200	200
2051-24-3	Decachlorobiphenyl	1.663	97	P		%	%
877-09-8	Tetrachloro-m-xylene	1.184	87	P		%	%

12674-11-2 Sample Result Calc: ((366.405raw * 10df * 5fv) / (15.03wt-vol * 0.82%sol) = 1490

Both channels need to have the compound detected for a concentration to be reported on either channel.
U1=Due to matrix interference and/or the presence of a large amount of non-target material, the reporting level for this compound has been elevated.
U2=The presence of this compound was not confirmed by the analyst based on the characteristic pattern matching of multi-component parameters, retention time, and/or peak shape.

P/C: P=Primary Result C=Confirmation Result X=Not Used CF=Calculated Calibration/Response Factor MC=Multi-Component

1D

PCB ORGANICS ANALYSIS DATA SHEET

CLIENT SAMPLE NO.

USB-2/S-3A MSD

Lab Name: Phoenix Environmental Client: NETC

Lab Code: Phoenix Instr: ECD24 Column.: CLP 0.32 SDG No.: GBY54991

Matrix: (soil/water) SOIL Lab Sample ID: BY54998 MSD

Sample wt/vol: 15.03 (g/mL) g Lab File ID: 713B028

% Moisture: 18 decanted: (Y/N) N Date Received: 07/07/17

Extraction: (SepF/Cont/ASE) 3545 Date Extracted: 07/12/17

Concentrated Extract Volume: 5000 (uL) Date Analyzed: 07/13/17

Injection Volume: 1 (ul) Dilution Factor: 10

CONCENTRATION UNITS:
(mg/L or mg/Kg) ug/Kg

CAS NO.	COMPOUND	CF	CONC	P/C	Q	MDL	PQL
12674-11-2	Aroclor-1016	MC	Interference	C		200	200
11104-28-2	Aroclor-1221	MC	200	C	U	200	200
11141-16-5	Aroclor-1232	MC	200	C	U	200	200
53469-21-9	Aroclor-1242	MC	200	C	U	200	200
12672-29-6	Aroclor-1248	MC	200	C	U	200	200
11097-69-1	Aroclor-1254	MC	200	C	U	200	200
11096-82-5	Aroclor-1260	MC	2350	C		200	200
37324-23-5	Aroclor-1262	MC	200	C	U	200	200
11100-14-4	Aroclor-1268	MC	200	C	U	200	200
2051-24-3	Decachlorobiphenyl	1.937	124	C		%	%
877-09-8	Tetrachloro-m-xylene	1.159	113	C		%	%

12674-11-2 Sample Result Calc: ((2933.45raw * 10df * 5fv) / (15.03wt-vol * 0.82%sol) = 11900

Both channels need to have the compound detected for a concentration to be reported on either channel.
U1=Due to matrix interference and/or the presence of a large amount of non-target material, the reporting level for this compound has been elevated.
U2=The presence of this compound was not confirmed by the analyst based on the characteristic pattern matching of multi-component parameters, retention time, and/or peak shape.

P/C: P=Primary Result C=Confirmation Result X=Not Used CF=Calculated Calibration/Response Factor MC=Multi-Component

CLIENT SAMPLE NO

USB-2/S-3A MSD

PCB IDENTIFICATION SUMMARY

Lab Name: Phoenix Environmental Labs Client: NETC

Lab Code: Phoenix Lab File ID: 713A028 | 713B028 SDG No.: GBY54991

Lab SampleID: BY54998 Instrument ID: ECD24 Date Analyzed: 7/13/17 18:24

GC Column(A): RTX-440 ID: 0.32 (mm) GC Column(B): CLP ID: 0.32 (mm)

ANALYTE	COL	RT	RT WINDOW FROM	RT WINDOW TO	CALCULATED CONC	CF	%RPD	*
Aroclor 1016-1	A	5.51	5.43	5.53	1600	0.027	NA	
	B	4.40	4.38	4.48	Not Used			
Aroclor 1016-2	A	6.40	6.32	6.42	1380	0.028	NA	
	B	5.15	5.13	5.23	Interference	0.043		
Aroclor 1016-3	A	7.61	7.53	7.63	1360	0.101	NA	
	B	6.42	6.40	6.50	Not Used			
Aroclor 1016-4	A	7.76	7.68	7.78	1310	0.045	NA	
	B	6.49	6.54	6.64	Interference	0.030		
Aroclor 1016-5	A	7.98	7.90	8.00	1780	0.035	NA	
	B	7.30	7.29	7.39	Interference	0.029		
Aroclor-1016	A				1490		NA	
	B				Interference			
Aroclor 1260-1	A	11.60	11.51	11.65	1600	0.061	NA	
	B	9.89	9.86	10.00	2270	0.065		
Aroclor 1260-2	A	12.31	12.21	12.35	1520	0.120	NA	
	B	10.48	10.45	10.59	2340	0.144		
Aroclor 1260-3	A	13.02	12.92	13.06	1640	0.118	NA	
	B	11.29	11.26	11.40	2410	0.126		
Aroclor 1260-4	A	13.29	13.19	13.33	1540	0.093	NA	
	B	11.38	11.36	11.50	2560	0.075		
Aroclor 1260-5	A	13.42	13.33	13.47	1580	0.047	NA	
	B	11.78	11.76	11.90	2160	0.107		
Aroclor-1260	A				1580		39.2	
	B				2350			

%RPD must be less than or equal to 40% (*) Criteria exceeded.

NC - (No Criteria) %RPD is not calculated when either result is less than 2 times the reporting level.

CF = Calculated Calibration/Response Factor

FORM X PCB

Client Id: QC Matrix Sample Duplicate (MSD) USB-2/S-3A

Software Version: 4.1<1L22>
Date: 7/14/2017 08:01 AM
Sample Name : msd 54998 2x cu
Data File : E:\TC2017\ECD24\07-JUL\713A028.RAW Date: 7/13/2017 06:24 PM
Sequence File: E:\TC2017\ECD24\07-JUL\PCB.SEQ Cycle: 370 Channel : A
Instrument : AUTO_ECD24 Rack/Vial: 0/0 Operator:
Sample Amount : 1.0000 Dilution Factor : 1.00

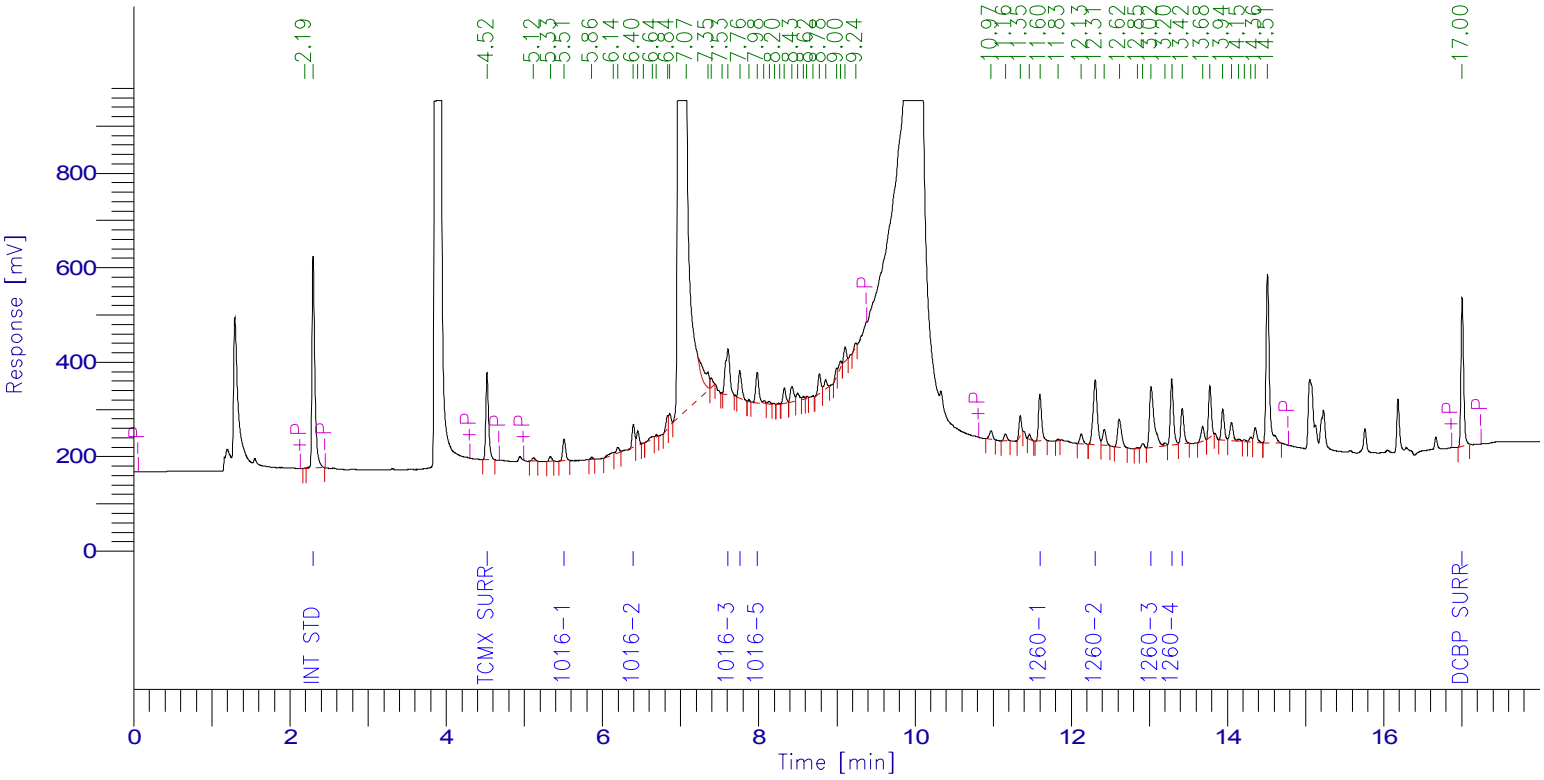

PCB Report

Time [min]	Component Name	Raw Amount	Area [µV·s]	Surrogate SM/WM	Surrogate QC / SL	Spike Rec Soils (%)	Spike Rec Water (%)
2.295	Int Std	100.0000	1133028.67	250.0000	100.0000	40.0000	20.0000
4.522	TCMX SURR	34.9726	469223.36	87.4314	34.9726	13.9890	6.9945
5.508	1016-1	393.4064	120521.76	983.5161	393.4064	157.3626	78.6813
6.395	1016-2	340.4179	107956.85	851.0447	340.4179	136.1671	68.0836
7.608	1016-3	334.5722	382402.98	836.4305	334.5722	133.8289	66.9144
7.758	1016-4	323.7294	165475.44	809.3236	323.7294	129.4918	64.7459
7.981	1016-5	439.9007	174034.65	1099.7516	439.9007	175.9603	87.9801
11.599	1260-1	394.8691	272420.32	987.1727	394.8691	157.9476	78.9738
12.307	1260-2	374.4688	507338.90	936.1721	374.4688	149.7875	74.8938
13.021	1260-3	404.8061	539548.83	1012.0152	404.8061	161.9224	80.9612
13.287	1260-4	380.4300	398947.98	951.0750	380.4300	152.1720	76.0860
13.421	1260-5	390.4044	208605.75	976.0110	390.4044	156.1618	78.0809
17.003	DCBP SURR	38.7168	729503.52	96.7919	38.7168	15.4867	7.7434
		3950.6943	5209009.00				

Client Id: QC Matrix Sample Duplicate (MSD) USB-2/S-3A

Software Version: 4.1<1L22>
Date: 7/14/2017 08:02 AM
Sample Name : msd 54998 2x cu
Data File : E:\TC2017\ECD24\07-JUL\713B028.RAW Date: 7/13/2017 06:24 PM
Sequence File: E:\TC2017\ECD24\07-JUL\PCB.SEQ Cycle: 370 Channel : B
Instrument : AUTO_ECD24 Rack/Vial: 0/0 Operator:
Sample Amount : 1.0000 Dilution Factor : 1.00

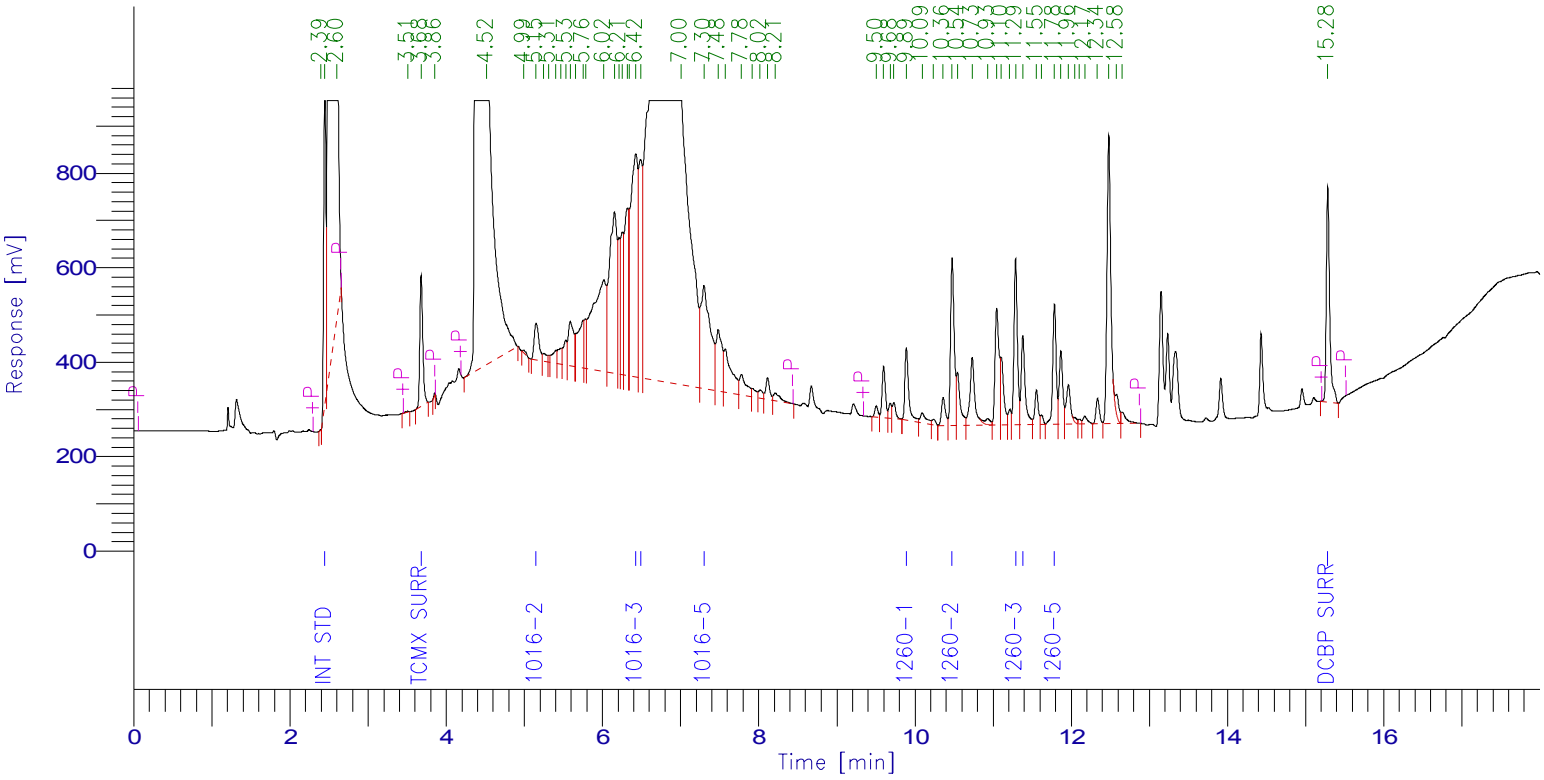

PCB Report

Time [min]	Component Name	Raw Amount	Area [µV·s]	Surrogate SM/WM	Surrogate QC / SL	Spike Rec Soils (%)	Spike Rec Water (%)
2.447	Int Std	100.0000	1389293.98	250.0000	100.0000	40.0000	20.0000
3.678	TCMX SURR	45.3358	730263.84	113.3395	45.3358	18.1343	9.0672
4.400	1016-1	0.0000	0.00	0.0000	0.0000	0.0000	0.0000
5.149	1016-2	555.7903	331092.42	1389.4757	555.7903	222.3161	111.1581
6.424	1016-3	4678.9832	2877047.10	11697.4579	4678.9832	1871.5933	935.7966
6.487	1016-4	3472.0897	1455378.69	8680.2242	3472.0897	1388.8359	694.4179
7.300	1016-5	4772.4767	1911606.93	11931.1917	4772.4767	1908.9907	954.4953
9.890	1260-1	559.6415	509121.07	1399.1038	559.6415	223.8566	111.9283
10.476	1260-2	575.7149	1155601.63	1439.2871	575.7149	230.2859	115.1430
11.287	1260-3	593.3965	1040000.77	1483.4912	593.3965	237.3586	118.6793
11.381	1260-4	630.7336	655717.51	1576.8339	630.7336	252.2934	126.1467
11.784	1260-5	531.8137	789799.28	1329.5343	531.8137	212.7255	106.3627
15.283	DCBP SURR	49.7065	1337576.64	124.2662	49.7065	19.8826	9.9413
		16565.6822	14182499.87				

1D

PCB ORGANICS ANALYSIS DATA SHEET

CLIENT SAMPLE NO.

BY54998 BL

Lab Name: Phoenix Environmental Client: NETC

Lab Code: Phoenix Instr: ECD24 Column.: RTX-440 0.32 SDG No.: GBY54991

Matrix: (soil/water) SOIL Lab Sample ID: BY54998 BL

Sample wt/vol: 15 (g/mL) g Lab File ID: 713A005

% Moisture: n.a. decanted: (Y/N) N Date Received: 07/07/17

Extraction: (SepF/Cont/ASE) 3545 Date Extracted: 07/12/17

Concentrated Extract Volume: 5000 (uL) Date Analyzed: 07/13/17

Injection Volume: 1 (ul) Dilution Factor: 2

CONCENTRATION UNITS:
(mg/L or mg/Kg) ug/Kg

CAS NO.	COMPOUND	CF	CONC	P/C	Q	MDL	PQL
12674-11-2	Aroclor-1016	MC	33	C	U	33	33
11104-28-2	Aroclor-1221	MC	33	C	U	33	33
11141-16-5	Aroclor-1232	MC	33	C	U	33	33
53469-21-9	Aroclor-1242	MC	33	C	U	33	33
12672-29-6	Aroclor-1248	MC	33	C	U	33	33
11097-69-1	Aroclor-1254	MC	33	C	U	33	33
11096-82-5	Aroclor-1260	MC	33	C	U	33	33
37324-23-5	Aroclor-1262	MC	33	C	U	33	33
11100-14-4	Aroclor-1268	MC	33	C	U	33	33
2051-24-3	Decachlorobiphenyl	1.663	91	C		%	%
877-09-8	Tetrachloro-m-xylene	1.184	76	C		%	%

11100-14-4 Sample PQL Calc: (50raw * 2df * 5fv) / (15wt-vol * 1.00%sol) = 33

Both channels need to have the compound detected for a concentration to be reported on either channel.
U1=Due to matrix interference and/or the presence of a large amount of non-target material, the reporting level for this compound has been elevated.
U2=The presence of this compound was not confirmed by the analyst based on the characteristic pattern matching of multi-component parameters, retention time, and/or peak shape.

P/C: P=Primary Result C=Confirmation Result X=Not Used CF=Calculated Calibration/Response Factor MC=Multi-Component

1D

PCB ORGANICS ANALYSIS DATA SHEET

CLIENT SAMPLE NO.

BY54998 BL

Lab Name: Phoenix Environmental Client: NETC

Lab Code: Phoenix Instr: ECD24 Column.: CLP 0.32 SDG No.: GBY54991

Matrix: (soil/water) SOIL Lab Sample ID: BY54998 BL

Sample wt/vol: 15 (g/mL) g Lab File ID: 713B005

% Moisture: n.a. decanted: (Y/N) N Date Received: 07/07/17

Extraction: (SepF/Cont/ASE) 3545 Date Extracted: 07/12/17

Concentrated Extract Volume: 5000 (uL) Date Analyzed: 07/13/17

Injection Volume: 1 (ul) Dilution Factor: 2

CONCENTRATION UNITS:
(mg/L or mg/Kg) ug/Kg

CAS NO.	COMPOUND	CF	CONC	P/C	Q	MDL	PQL
12674-11-2	Aroclor-1016	MC	33	P	U	33	33
11104-28-2	Aroclor-1221	MC	33	P	U	33	33
11141-16-5	Aroclor-1232	MC	33	P	U	33	33
53469-21-9	Aroclor-1242	MC	33	P	U	33	33
12672-29-6	Aroclor-1248	MC	33	P	U	33	33
11097-69-1	Aroclor-1254	MC	33	P	U	33	33
11096-82-5	Aroclor-1260	MC	33	P	U	33	33
37324-23-5	Aroclor-1262	MC	33	P	U	33	33
11100-14-4	Aroclor-1268	MC	33	P	U	33	33
2051-24-3	Decachlorobiphenyl	1.937	62	P		%	%
877-09-8	Tetrachloro-m-xylene	1.159	76	P		%	%

11100-14-4 Sample PQL Calc: (50raw * 2df * 5fv) / (15wt-vol * 1.00%sol) = 33

Both channels need to have the compound detected for a concentration to be reported on either channel.
U1=Due to matrix interference and/or the presence of a large amount of non-target material, the reporting level for this compound has been elevated.
U2=The presence of this compound was not confirmed by the analyst based on the characteristic pattern matching of multi-component parameters, retention time, and/or peak shape.

P/C: P=Primary Result C=Confirmation Result X=Not Used CF=Calculated Calibration/Response Factor MC=Multi-Component

Client Id: QC Blank BY54998

Software Version: 4.1<1L22>
Date: 7/13/2017 12:16 PM
Sample Name : blk 34998 2x
Data File : E:\TC2017\ECD24\07-JUL\713A005.RAW Date: 7/13/2017 08:48 AM
Sequence File: E:\TC2017\ECD24\07-JUL\PCB.SEQ Cycle: 347 Channel : A
Instrument : AUTO_ECD24 Rack/Vial: 0/0 Operator:
Sample Amount : 1.0000 Dilution Factor : 1.00

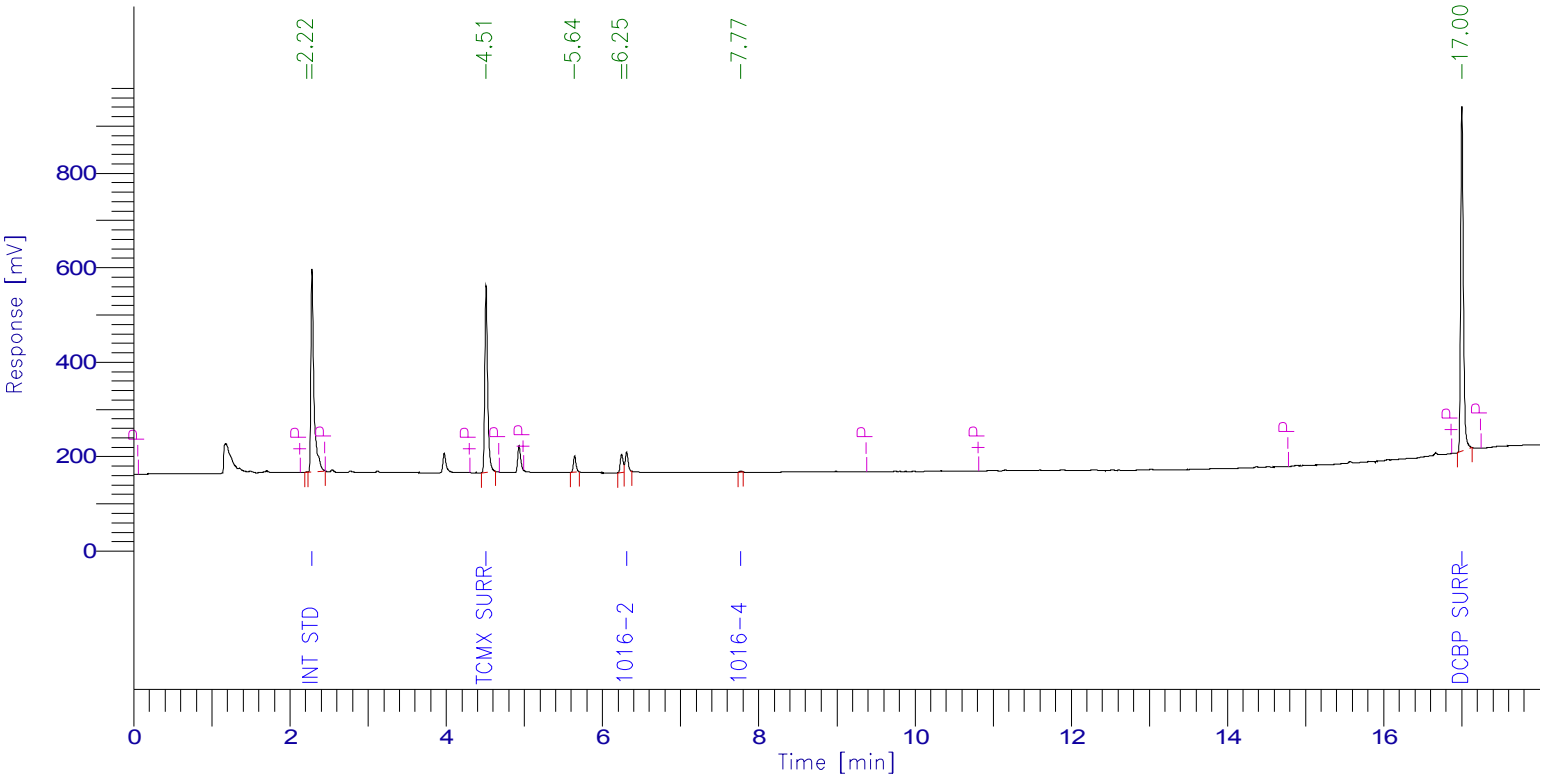

PCB Report

Time [min]	Component Name	Raw Amount	Area [µV·s]	Surrogate SM/WM	Surrogate QC / SL	Spike Rec Soils (%)	Spike Rec Water (%)
2.281	Int Std	100.0000	1145149.54	250.0000	100.0000	40.0000	20.0000
4.510	TCMX SURR	75.6637	1026031.84	189.1592	75.6637	30.2655	15.1327
5.477	1016-1	0.0000	0.00	0.0000	0.0000	0.0000	0.0000
6.308	1016-2	334.5968	107245.96	836.4920	334.5968	133.8387	66.9194
7.582	1016-3	0.0000	0.00	0.0000	0.0000	0.0000	0.0000
7.773	1016-4	7.5044	3876.96	18.7611	7.5044	3.0018	1.5009
7.953	1016-5	0.0000	0.00	0.0000	0.0000	0.0000	0.0000
11.577	1260-1	0.0000	0.00	0.0000	0.0000	0.0000	0.0000
12.278	1260-2	0.0000	0.00	0.0000	0.0000	0.0000	0.0000
12.992	1260-3	0.0000	0.00	0.0000	0.0000	0.0000	0.0000
13.264	1260-4	0.0000	0.00	0.0000	0.0000	0.0000	0.0000
13.400	1260-5	0.0000	0.00	0.0000	0.0000	0.0000	0.0000
16.999	DCBP SURR	90.8692	1730479.84	227.1731	90.8692	36.3477	18.1738
		608.6341	4012784.14				

Client Id: QC Blank BY54998

Software Version: 4.1<1L22>
Date: 7/13/2017 12:21 PM
Sample Name : blk 34998 2x
Data File : E:\TC2017\ECD24\07-JUL\713B005.RAW Date: 7/13/2017 08:48 AM
Sequence File: E:\TC2017\ECD24\07-JUL\PCB.SEQ Cycle: 347 Channel : B
Instrument : AUTO_ECD24 Rack/Vial: 0/0 Operator:
Sample Amount : 1.0000 Dilution Factor : 1.00

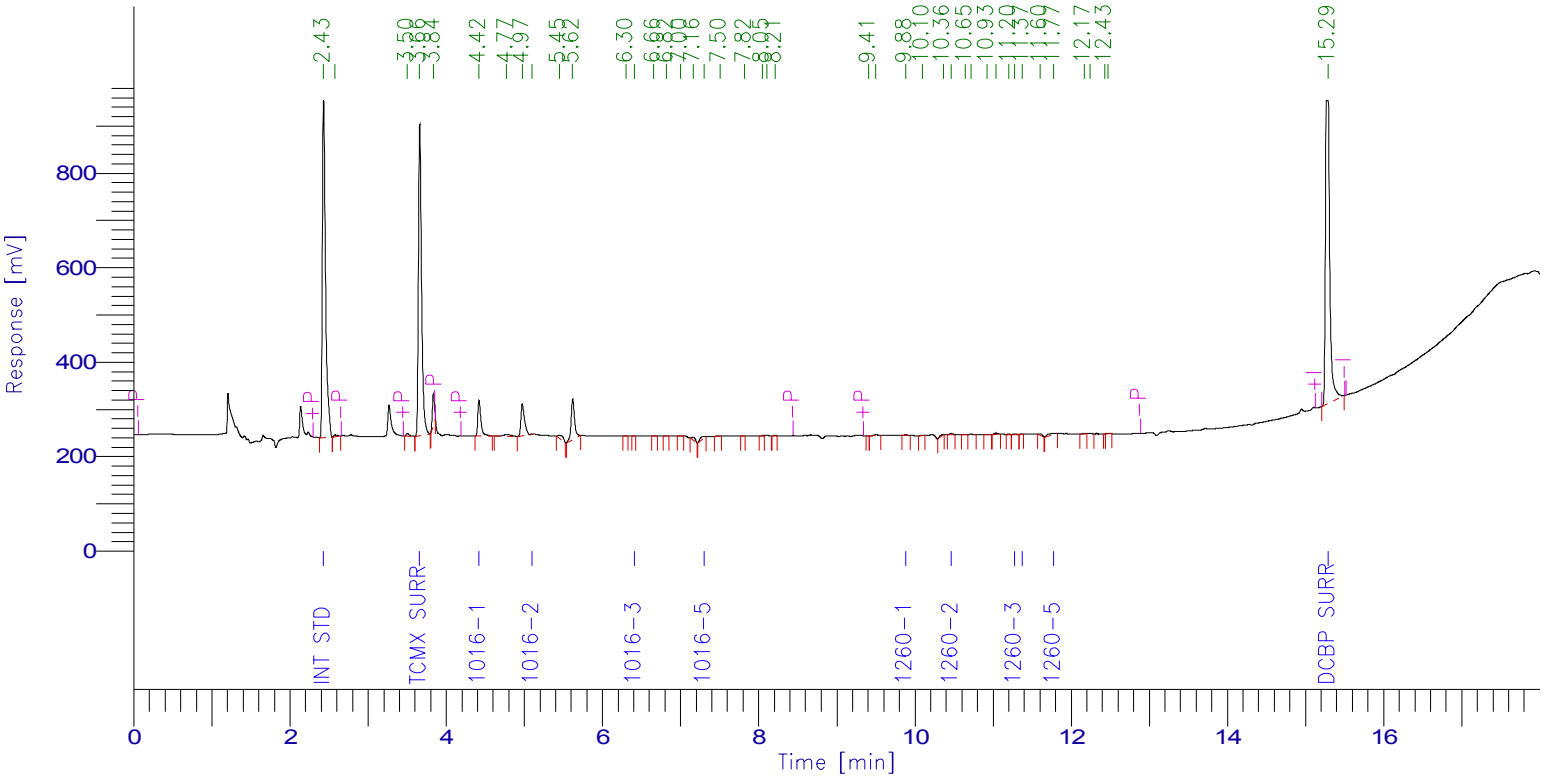

PCB Report

Time [min]	Component Name	Raw Amount	Area [µV·s]	Surrogate SM/WM	Surrogate QC / SL	Spike Rec Soils (%)	Spike Rec Water (%)
2.429	Int Std	100.0000	2045709.60	250.0000	100.0000	40.0000	20.0000
3.661	TCMX SURR	76.0660	1804176.64	190.1650	76.0660	30.4264	15.2132
4.420	1016-1	395.3598	211260.32	988.3995	395.3598	158.1439	79.0720
5.099	1016-2	0.5808	509.44	1.4519	0.5808	0.2323	0.1162
6.409	1016-3	0.2919	264.32	0.7298	0.2919	0.1168	0.0584
6.537	1016-4	0.0000	0.00	0.0000	0.0000	0.0000	0.0000
7.304	1016-5	41.0145	24190.32	102.5362	41.0145	16.4058	8.2029
9.880	1260-1	2.2837	3059.20	5.7094	2.2837	0.9135	0.4567
10.463	1260-2	2.4113	7126.80	6.0281	2.4113	0.9645	0.4823
11.277	1260-3	0.6781	1750.00	1.6953	0.6781	0.2712	0.1356
11.371	1260-4	0.3860	590.96	0.9651	0.3860	0.1544	0.0772
11.773	1260-5	12.2962	26889.28	30.7406	12.2962	4.9185	2.4592
15.285	DCBP SURR	61.9317	2453966.32	154.8293	61.9317	24.7727	12.3863
		693.3001	6579493.20				

ASE **Soil Extraction for PCB**

ASEPCB-393354 **QAQC Code** #Q$PCB-S **QAQC Sample #** BY54998 07/12/17 8:59 AM

Sample / C#	Acode	Analysis/ ASE Id	Initial Vol(mL)	Surrogate Vol (ml)	Final Vol (ml)	Cell #	Comments	Start Date	Finish Date	Initials
BY54998 **	BLK	ASE #1	15	0.5	5	T77	(1)	07/12	07/12	Q/V
BY54998 **	LCS	ASE #1	15	1	5	736	0.5mL SP	07/12	07/12	Q/V
BY54998 **	LCSD	ASE #1	15	1	5	204	0.5mL SP	07/12	07/12	Q/V
BY54998 ** - 1	MS	ASE #1	15.00	1	5	067	0.5mL SP	07/12	07/12	Q/V
BY54998 ** - 1	MSD	ASE #1	15.03	1	5	299	0.5mL SP	07/12	07/12	Q/V
BY54991 ** - 1	ASEPCB-MA	ASE #1 PEST	15.06	0.5	5	564		07/12	07/12	Q/V
BY54992 ** - 1	ASEPCB-MA	ASE #1 PEST	15.05	0.5	5	T86		07/12	07/12	Q/V
BY54993 ** - 1	ASEPCB-MA	ASE #1 PEST	15.39	0.5	5	D66		07/12	07/12	Q/V
BY54994 ** - 1	ASEPCB-MA	ASE #1 PEST	15.07	0.5	5	T37		07/12	07/12	Q/V
BY54995 ** - 1	ASEPCB-MA	ASE #1 PEST	15.35	0.5	5	T25		07/12	07/12	Q/V
BY54996 ** - 3	ASEPCB-MA	ASE #1 PEST	15.10	0.5	5	D64		07/12	07/12	Q/V
BY54997 ** - 1	ASEPCB-MA	ASE #1 PEST	15.08	0.5	5	D5		07/12	07/12	Q/V
BY54998 ** - 1	ASEPCB-MA	ASE #1 PEST	15.13	0.5	5	T34		07/12	07/12	Q/V
BY55124 - 2	ASEPCB-MA	ASE #1 PEST	7.98	0.5	5	T49		07/12	07/12	Q/V
BY56570 * - 4	ASEPCB-MA	ASE #1 PEST	15.41	0.5	5	D37		07/12	07/12	Q/V
BY56838 - 3	ASEPCB-MA	ASE #1 PEST	15.10	0.5	5	T20		07/12	07/12	Q/V
BY56840 - 1	ASEPCB-MA	ASE #1 PEST	15.23	0.5	5	035		07/12	07/12	Q/V
BY56842 - 3	ASEPCB-MA	ASE #1 PEST	15.14	0.5	5	T62		07/12	07/12	Q/V
BY56844 - 1	ASEPCB-MA	ASE #1 PEST	15.12	0.5	5	T85		07/12	07/12	Q/V
BY56846 - 1	ASEPCB-MA	ASE #1 PEST	7.04	0.5	5	D21		07/12	07/12	Q/V
BY57368 ** - 3	ASEPCB	ASE #1 PEST	15.44	0.5	5	768		07/12	07/12	JJ/V
BY57405 ** - 3	ASEPCB-MA	ASE #1 PEST	15.07	0.5	5	D6		07/12	07/12	JJ/V
BY57407 ** - 1	ASEPCB-MA	ASE #1 PEST	15.46	0.5	5	D69		07/12	07/12	JJ/V
BY57970 * - 3	ASEPCB	ASE #1	15.18	1	5	T116		07/12	07/12	JJ/V

QC Rpt Cmnt Several of the RPDs are above the criteria. Both of the recoveries are within the acceptable range. No significant bias is suspected.

Prep Comment

Post Comment

Surrogate Id # ultra (ISM-320) **Tracking #** **Time In**

Spike # ultra (CUS-14078) **Tracking #** **Time Out**

LCSID # ultra (CUS-14078) **Tracking #** **Temp**

Standards **Time Basic**

Vendor Id	Item ID	Phoenix Lot Number	Vendor Lot Number	Expiration Date
Brand-Nu	95% Hexane	S#7PC	DR859	01/01/18
Brand-Nu	Acetone	S#7M4	170015	12/27/17
Brand-Nu	Hexane			
Phoenix	P/P - SURROGATE PREP	P/P08Q	----------	12/27/17
Ultra	Pcb Spike	S#6HU	CR-0362	02/28/19

PHOENIX
Environmental Laboratories, Inc.

587 East Middle Turnpike, P.O. Box 370, Manchester, CT 06040
Telephone: 860.645.1102 • Fax: 860.645.0823

NY ANALYTICAL SERVICES PROTOCOL
DATA PACKAGE

Client: NETC

125 BATH ST

Laboratory Project: GBY54991

Pesticides (SOIL)
Ver 1

Organic Data Flags

LOD(MDL): Limit of Detection or Method Detection Limit
The minimum reportable concentration that can be measured with confidence.

PQL(RL): Practical Quantitation Level or Reporting Level
This value is at or above the MDL and is supported by the lowest calibration standard.

· Q Qualifiers:

U - The compound was analyzed for but not detected at or above the MDL. The number immediately preceding the “U” represents the PQL reporting level corrected for percent solids, weight and/or volume calculations, and dilution factors.

J - Indicates an estimated value, may indicate one of the following, depending on the situation:
a) The reported value is estimated and below the MDL
b) Used when estimating a concentration for TIC where a 1:1 response is assumed or when the result indicates the presence of a compound that meets the indentification criteria, but the results is less than the quantitation limit, but greater than zero.
c) QC associated with this analyte is within warning limits.

X - The concentration is not reported. This quantitation file was not evaluated for this compound at this dilution; a volatile purging or related issue may be the cause.

L - Biased Low

N - The concentration is based on the response of the nearest internal. This flag is used on the TIC form for all compounds identified.

S - This compound is a solvent that is used in the laboratory. Laboratory contamination is suspected if concentration is less than five times the reporting level.

B - This compound was also present in the method blank

D - The reported concentration is the result of a diluted analysis.

E - The reported value is estimated because the concentration exceeded the calibration range.

A - Indicates that the tentatively identified compound is a suspected aldol condensation product. Aldol condensation products are produced during the extraction process.

Q - For TICS, this compound was quantitated using a calibration curve. This compound is part of the instrument method, but not part of the client target list.

P- Percent difference is greater than 25% between the two GC columns and the lower result is reported.

PHOENIX
Environmental Laboratories, Inc.
587 East Middle Turnpike, P.O.Box 370, Manchester, CT 06040
Tel. (860) 645-1102 Fax (860) 645-0823

ACCREDITED IN ACCORDANCE WITH nelac NY # 11301

SDG: GBY54991

Pesticides Soil Conformance / Non-Conformance Summary

Project ID / Client ID: 125 BATH ST, NETC

General Comments:

The samples were analyzed using a dual column ECD GC. Data files are labeled date-A-seq for the A channel and date-B-seq for the B channel. In order to report a concentration, both channels need to have the compound detected.
A Florisil cleanup was performed on all extracts.
The reporting levels (PQL) are supported by the lowest calibration standard. The laboratory defines the LOD/MDL as equivalent to the PQL/RL.It is part of Phoenix Lab's procedure to dilute all soil extracts prior to analysis
A calibration curve for the single component pesticides was analyzed with the samples. The standards for the multi-component pesticides Toxaphene and Chlordane calibration standards are analyzed only if the pattern is detected in the samples. Toxaphene and Chlordane daily standards are provided at the end of the pesticides calibration verification forms.
This data package provides summary forms for the single component pesticides only; please refer to the Phoenix report for the full list. Alpha and gamma chlordane were spiked and analyzed instead of technical chlordane. Gamma chlordane recovery is reported as chlordane in the LCS and LCSD.

Form 2 (Surrogates):

All surrogates met criteria with the following exceptions: None.

Form 3 (Laboratory Control/Matrix Spike):

Sample: BY54998 LCS
All LCS recoveries met criteria with the following exceptions: None.
All LCSD recoveries met criteria with the following exceptions: None.
All LCS/LCSD RPDs met criteria with the following exceptions: Several of the LCS/LCSD RPDs are above the criteria. Both of the recoveries are within the acceptable range. No significant bias is suspected.

Sample: BY54998 MS
All MS recoveries met criteria with the following exceptions: None.
All MSD recoveries met criteria with the following exceptions: None.
All MS/MSD RPDs met criteria with the following exceptions: Several of the MS/MSD RPDs are above the criteria. Both of the recoveries are within the acceptable range. No significant bias is suspected.

Form 4 (Method Blank):

File: ECD7 713A018 / 713B018 (BY54998)
All compounds were non-detect with the following exceptions: None.

Form 6 (Initial Calibration Factors):

Method: ECD7 PS711AI
All compounds met crieria with the following exceptions: None.

Method: ECD7 PS711BI
All compounds met crieria with the following exceptions: None.

Form 7 (Calibration Verification):

All Calibration Blanks were non-detect with the following exceptions: None.

All Continuing Calibrations met criteria with the following exceptions: The continuing calibration check standard File: ECD7 713B017 had 4,4' -DDD and Endrin ketone ; check standard File: ECD7 714B005 had Methoxychlor recoveries below the acceptance criteria. A low bias is possible for these compounds.

PHOENIX
Environmental Laboratories, Inc.
587 East Middle Turnpike, P.O.Box 370, Manchester, CT 06040
Tel. (860) 645-1102 Fax (860) 645-0823

ACCREDITED IN ACCORDANCE WITH nelac NY # 11301

SDG: GBY54991

Pesticides Soil Conformance / Non-Conformance Summary

Project ID / Client ID: 125 BATH ST, NETC

Form 7 (Degradation Standard):

All Degradation standards met criteria with the following exceptions: None.

Form 8 (Internal Standard and Retention Time):

All Internal Standards / Retention Times met criteria with the following exceptions: None.

Form 10 (Confirmation Summary):

All Confirmation Summaries met %D criteria (40%) with the following exceptions: None.

07/25/17

Anil Makol

Project Manager

2F
SOIL PESTICIDE SURROGATE RECOVERY

Lab Name: Phoenix Environmental Client: NETC

Lab Code: Phoenix Case No.: SAS No.: SDG No.: GBY54991

GC Column(1): CLP 1 ID: 0.32 (mm) GC Column(2): RTX-440 ID: 0.32 (mm)

	LAB ID	TCX 1 %REC	#	TCX 2 %REC	#	DCB 1 %REC	#	DCB 2 %REC	#	TOT OUT	FILE ID
01	BY54991 (2X)	65		65		65		70		0	ECD7 713A026 | 713B026
02	BY54992 (2X)	71		75		69		77		0	ECD7 713A027 | 713B027
03	BY54993 (2X)	68		71		64		72		0	ECD7 713A032 | 713B032
04	BY54994 (2X)	99		62		94		62		0	ECD7 713A022 | 713B022
05	BY54995 (2X)	70		77		67		78		0	ECD7 713A024 | 713B024
06	BY54996 (2X)	80		70		83		70		0	ECD7 713A033 | 713B033
07	BY54997 (2X)	60		63		56		63		0	ECD7 713A034 | 713B034
08	BY54998 BL	87		90		82		94		0	ECD7 713A018 | 713B018
09	BY54998 LCS	83		85		77		85		0	ECD7 713A019 | 713B019
10	BY54998 LCSD	53		53		50		55		0	ECD7 713A020 | 713B020
11	BY54998 (2X)	60		58		53		62		0	ECD7 714A008 | 714B008
12	BY54998 MS	50		49		47		50		0	ECD7 714A009 | 714B009
13	BY54998 MSD	69		70		67		69		0	ECD7 714A010 | 714B010
14											
15											
16											
17											
18											
19											
20											
21											
22											
23											
24											
25											
26											
27											
28											
29											
30											

	ADVISORY QC LIMITS
TCX = Tetrachloro-m-xylene	30 - 150
DCB = Decachlorobiphenyl	30 - 150

\# = Column to be used to flag recovery values
* = Values outside of contract required QC limits
D = Surrogate diluted out
Int = Surrogate not reported due to Interference

3F

SOIL PESTICIDE LCS SPIKE/LCS SPIKE DUPLICATE RECOVERY

Lab Name: Phoenix Environmental Client: NETC

Lab Code: Phoenix Case No.: SAS No.: SDG No.: GBY54991

LCS Spike - Client Id.: BY54998 LCS Lab Id: BY54998 LCS

COMPOUND	SPIKE ADDED (ug/Kg)		LCS CONC (ug/Kg)	LCS % REC	#	QC. LIMITS REC.
alpha-BHC	33.3		26.4	79		40 - 140
beta-BHC	33.3		27.7	83		40 - 140
delta-BHC	33.3		24.9	75		40 - 140
gamma-BHC (Lindane)	33.3		27.9	84		40 - 140
Heptachlor	33.3		25.3	76		40 - 140
Aldrin	33.3		25.6	77		40 - 140
Heptachlor Epoxide	33.3		26.0	78		40 - 140
Endosulfan I	33.3		26.0	78		40 - 140
Dieldrin	33.3		25.4	76		40 - 140
4,4' -DDE	33.3		26.2	79		40 - 140
Endrin	33.3		26.1	78		40 - 140
Endosulfan II	33.3		25.2	76		40 - 140
4,4' -DDD	33.3		26.2	79		40 - 140
Endosulfan Sulfate	33.3		23.9	72		40 - 140
4,4' -DDT	33.3		27.3	82		40 - 140
Methoxychlor	33.3		28.1	84		40 - 140
Endrin ketone	33.3		24.8	74		40 - 140
Endrin Aldehyde	33.3		21.8	65		40 - 140
alpha-Chlordane	33.3		26.1	78		40 - 140
gamma-Chlordane	33.3		26.2	79		40 - 140

COMPOUND	SPIKE ADDED (ug/Kg)	LCSD CONC (ug/Kg)	LCSD % REC	#	% RPD	#	QC LIMITS RPD	QC LIMITS REC.
alpha-BHC	33.3	15.2	45		54.8	*	30	40 - 140
beta-BHC	33.3	17.3	52		45.9	*	30	40 - 140
delta-BHC	33.3	14.6	44		52.1	*	30	40 - 140
gamma-BHC (Lindane)	33.3	16.3	49		52.6	*	30	40 - 140
Heptachlor	33.3	15.5	46		49.2	*	30	40 - 140
Aldrin	33.3	15.2	46		50.4	*	30	40 - 140
Heptachlor Epoxide	33.3	16.1	48		47.6	*	30	40 - 140
Endosulfan I	33.3	15.8	47		49.6	*	30	40 - 140
Dieldrin	33.3	15.6	47		47.2	*	30	40 - 140
4,4' -DDE	33.3	16.2	49		46.9	*	30	40 - 140
Endrin	33.3	16.0	48		47.6	*	30	40 - 140
Endosulfan II	33.3	14.9	45		51.2	*	30	40 - 140
4,4' -DDD	33.3	15.9	48		48.8	*	30	40 - 140
Endosulfan Sulfate	33.3	14.8	44		48.3	*	30	40 - 140
4,4' -DDT	33.3	16.9	51		46.6	*	30	40 - 140
Methoxychlor	33.3	17.4	52		47.1	*	30	40 - 140
Endrin ketone	33.3	15.3	46		46.7	*	30	40 - 140
Endrin Aldehyde	33.3	14.2	43		40.7	*	30	40 - 140
alpha-Chlordane	33.3	16.2	49		45.7	*	30	40 - 140
gamma-Chlordane	33.3	16.2	49		46.9	*	30	40 - 140

3F

SOIL PESTICIDE MATRIX SPIKE/MATRIX SPIKE DUPLICATE RECOVERY

Lab Name: Phoenix Environmental Client: NETC

Lab Code: Phoenix Case No.: SAS No.: SDG No.: GBY54991

Matrix Spike - Client Id.: USB-2/S-3A MS Lab Id: BY54998 MS

COMPOUND	SPIKE ADDED (ug/Kg)	SAMPLE CONCENTRATION (ug/Kg)	MS CONC (ug/Kg)	MS % REC	#	QC. LIMITS REC.
alpha-BHC	40.1	0	16.9	42		30 - 150
beta-BHC	40.1	0	18.6	46		30 - 150
delta-BHC	40.1	0	16.1	40		30 - 150
gamma-BHC (Lindane)	40.1	0	18.1	45		30 - 150
Heptachlor	40.1	0	15.5	39		30 - 150
Aldrin	40.1	0	16.9	42		30 - 150
Heptachlor Epoxide	40.1	0.24	17.7	44		30 - 150
Endosulfan I	40.1	0	18.1	45		30 - 150
Dieldrin	40.1	0	17.9	45		30 - 150
4,4' -DDE	40.1	0	18.6	46		30 - 150
Endrin	40.1	0	18.4	46		30 - 150
Endosulfan II	40.1	0	18.4	46		30 - 150
4,4' -DDD	40.1	0	19.0	47		30 - 150
Endosulfan Sulfate	40.1	0	15.6	39		30 - 150
4,4' -DDT	40.1	0	19.2	48		30 - 150
Methoxychlor	40.1	0	17.0	42		30 - 150
Endrin ketone	40.1	0	17.3	43		30 - 150
Endrin Aldehyde	40.1	0	12.3	31		30 - 150
alpha-Chlordane	40.1	0	18.3	46		30 - 150
gamma-Chlordane	40.1	0.43	18.2	44		30 - 150

COMPOUND	SPIKE ADDED (ug/Kg)	MSD CONC (ug/Kg)	MSD % REC	#	% RPD	#	QC LIMITS RPD	QC LIMITS REC.
alpha-BHC	40.1	26.7	67		45.9	*	30	30 - 150
beta-BHC	40.1	28.2	70		41.4	*	30	30 - 150
delta-BHC	40.1	24.8	62		43.1	*	30	30 - 150
gamma-BHC (Lindane)	40.1	28.0	70		43.5	*	30	30 - 150
Heptachlor	40.1	23.6	59		40.8	*	30	30 - 150
Aldrin	40.1	25.9	65		43.0	*	30	30 - 150
Heptachlor Epoxide	40.1	27.0	67		41.4	*	30	30 - 150
Endosulfan I	40.1	28.0	70		43.5	*	30	30 - 150
Dieldrin	40.1	28.0	70		43.5	*	30	30 - 150
4,4' -DDE	40.1	28.0	70		41.4	*	30	30 - 150
Endrin	40.1	28.6	71		42.7	*	30	30 - 150
Endosulfan II	40.1	27.4	68		38.6	*	30	30 - 150
4,4' -DDD	40.1	28.4	71		40.7	*	30	30 - 150
Endosulfan Sulfate	40.1	23.2	58		39.2	*	30	30 - 150
4,4' -DDT	40.1	28.7	72		40.0	*	30	30 - 150
Methoxychlor	40.1	25.4	63		40.0	*	30	30 - 150
Endrin ketone	40.1	24.9	62		36.2	*	30	30 - 150
Endrin Aldehyde	40.1	17.8	44		34.7	*	30	30 - 150
alpha-Chlordane	40.1	27.7	69		40.0	*	30	30 - 150
gamma-Chlordane	40.1	27.7	68		42.9	*	30	30 - 150

FORM III PEST

4C

PESTICIDE METHOD BLANK SUMMARY

CLIENT SAMPLE NO

BY54998 BL

Lab Name: Phoenix Environmental Client: NETC

Lab Code: Phoenix Case No.: SAS No.: SDG No.: GBY54991

Lab Sample ID: BY54998 BL Lab File ID: 713A018

Matrix: (soil/water) SOIL Extraction:(SepF/Cont/Sonc) 3545

Sulfur Cleanup:(Y/N) N Date Extracted: 07/12/17

Date Analyzed (1): 07/13/17 Date Analyzed (2): 07/13/17

Time Analyzed (1): 14:45 Time Analyzed (2): 14:45

Instrument ID (1): ECD7 Instrument ID (2): ECD7

GC Col.(1): CLP 1 ID: 0.32 (mm) GC Col.(2): RTX-440 ID: 0.32 (mm)

THIS METHOD BLANK APPLIES TO THE FOLLOWING SAMPLES, MS AND MSD:

	CLIENT SAMPLE NO.	LAB SAMPLE ID	DATE ANALYZED 1	DATE ANALYZED 2
01	BY54998 LCS	BY54998 LCS	07/13/17	07/13/17
02	BY54998 LCSD	BY54998 LCSD	07/13/17	07/13/17
03	DB-1/S-2 (2X)	BY54994 (2X)	07/13/17	07/13/17
04	USB-1/S-1 (2X)	BY54995 (2X)	07/13/17	07/13/17
05	BB-2/S-1 (2X)	BY54991 (2X)	07/13/17	07/13/17
06	BB-3/S-1 (2X)	BY54992 (2X)	07/13/17	07/13/17
07	DB-2/S-1 (2X)	BY54993 (2X)	07/13/17	07/13/17
08	USB-1/S-3 (2X)	BY54996 (2X)	07/13/17	07/13/17
09	USB-2/S-2 (2X)	BY54997 (2X)	07/13/17	07/13/17
10	USB-2/S-3A (2X)	BY54998 (2X)	07/14/17	07/14/17
11	USB-2/S-3A MS	BY54998 MS	07/14/17	07/14/17
12	USB-2/S-3A MSD	BY54998 MSD	07/14/17	07/14/17
13				
14				
15				
16				
17				
18				
19				
20				
21				
22				
23				
24				
25				

COMMENTS:

FORM IV PEST

8B
PESTICIDE INTERNAL STANDARD AREA AND RT SUMMARY

Lab Name: Phoenix Environmental Labs Client: NETC

Lab Code: Phoenix Case No.: SAS No.: SDG No.: GBY54991

Lab File Id: 711A013 Date Analyzed: 07/11/17

Instrument ID: ECD7 Time Analyzed: 13:25

GC Col A: CLP 1 ID: 0.32

1-Bromo-2-Nitrobenze	INTERNAL STD AREA #	RT #
12 HOUR STD	355686	3.47
UPPER LIMIT	729157	3.97
LOWER LIMIT	176065	2.97

	CLIENT ID	LAB ID	FILE ID	INTERNAL STD AREA	RT	DATE ANALYZED	TIME ANALYZED
01	mix 6;13s	mix 6;13s	711A011	357259	3.47	07/11/17	13:25
02	mix 5;13r	mix 5;13r	711A012	355087	3.47	07/11/17	13:46
03	mix 4;14r	mix 4;14r	711A013	355686	3.47	07/11/17	14:06
04	mix 3;13p	mix 3;13p	711A014	354151	3.47	07/11/17	14:27
05	mix 2;13o	mix 2;13o	711A015	370038	3.47	07/11/17	14:47
06	mix 1;13n	mix 1;13n	711A016	377730	3.47	07/11/17	15:07
07	1a;10o	1a;10o	711A017	352581	3.47	07/11/17	15:28
08	deg;14t	deg;14t	711A018	351484	3.47	07/11/17	15:48
09							
10							
11							
12							
13							
14							
15							
16							
17							
18							
19							
20							
21							
22							
23							
24							
25							
26							

AREA UPPER LIMIT = +100% of internal standard area
AREA LOWER LIMIT = - 50% of internal standard area
RT UPPER LIMIT = +0.50 minutes of internal standard RT
RT LOWER LIMIT = -0.50 minutes of internal standard RT

Column used to flag internal standard area values with an asterisk.
* Values outside of QC limits.

FORM VIII PEST

8B
PESTICIDE INTERNAL STANDARD AREA AND RT SUMMARY

Lab Name: Phoenix Environmental Labs Client: NETC

Lab Code: Phoenix Case No.: SAS No.: SDG No.: GBY54991

Lab File Id: 711B013 Date Analyzed: 07/11/17

Instrument ID: ECD7 Time Analyzed: 13:25

GC Col B: RTX-440 ID: 0.32

1-Bromo-2-Nitrobenze	INTERNAL STD AREA #	RT #
12 HOUR STD	195200	3.43
UPPER LIMIT	400160	3.93
LOWER LIMIT	96624	2.93

	CLIENT ID	LAB ID	FILE ID	INTERNAL STD AREA	RT	DATE ANALYZED	TIME ANALYZED
01	mix 6;13s	mix 6;13s	711B011	204141	3.42	07/11/17	13:25
02	mix 5;13r	mix 5;13r	711B012	203493	3.42	07/11/17	13:46
03	mix 4;14r	mix 4;14r	711B013	195200	3.43	07/11/17	14:06
04	mix 3;13p	mix 3;13p	711B014	208674	3.42	07/11/17	14:27
05	mix 2;13o	mix 2;13o	711B015	204289	3.43	07/11/17	14:47
06	mix 1;13n	mix 1;13n	711B016	218284	3.42	07/11/17	15:07
07	1a;10o	1a;10o	711B017	213906	3.42	07/11/17	15:28
08	deg;14t	deg;14t	711B018	209865	3.42	07/11/17	15:48
09							
10							
11							
12							
13							
14							
15							
16							
17							
18							
19							
20							
21							
22							
23							
24							
25							
26							

AREA UPPER LIMIT = +100% of internal standard area
AREA LOWER LIMIT = - 50% of internal standard area
RT UPPER LIMIT = +0.50 minutes of internal standard RT
RT LOWER LIMIT = -0.50 minutes of internal standard RT

Column used to flag internal standard area values with an asterisk.
* Values outside of QC limits.

FORM VIII PEST

8B
PESTICIDE INTERNAL STANDARD AREA AND RT SUMMARY

Lab Name: Phoenix Environmental Labs Client: NETC

Lab Code: Phoenix Case No.: SAS No.: SDG No.: GBY54991

Lab File Id: 713A017 Date Analyzed: 07/13/17

Instrument ID: ECD7 Time Analyzed: 16:07

GC Col A: CLP 1 ID: 0.32

1-Bromo-2-Nitrobenze	INTERNAL STD AREA #	RT #
12 HOUR STD	375215	3.43
UPPER LIMIT	769191	3.93
LOWER LIMIT	185731	2.93

	CLIENT ID	LAB ID	FILE ID	INTERNAL STD AREA	RT	DATE ANALYZED	TIME ANALYZED
01	c300;14m	c300;14m	713A006	364314	3.44	07/13/17	09:52
02	tox 1000;14g	tox 1000;14g	713A007	398902	3.43	07/13/17	10:12
03	hex	hex	713A015	404678	3.42	07/13/17	13:44
04	deg std;14t	deg std;14t	713A016	372489	3.43	07/13/17	14:04
05	mix 4;14r	mix 4;14r	713A017	375215	3.43	07/13/17	14:25
06	BY54998 BL	BY54998 BL	713A018	346462	3.43	07/13/17	14:45
07	BY54998 LCS	BY54998 LCS	713A019	350433	3.43	07/13/17	15:06
08	BY54998 LCSD	BY54998 LCSD	713A020	340168	3.43	07/13/17	15:26
09	DB-1/S-2 (2X)	BY54994 (2X)	713A022	221283	3.43	07/13/17	16:07
10	USB-1/S-1 (2X)	BY54995 (2X)	713A024	368402	3.43	07/13/17	16:47
11	BB-2/S-1 (2X)	BY54991 (2X)	713A026	358701	3.43	07/13/17	17:28
12	BB-3/S-1 (2X)	BY54992 (2X)	713A027	373306	3.44	07/13/17	17:49
13	DB-2/S-1 (2X)	BY54993 (2X)	713A032	359735	3.44	07/13/17	19:30
14	USB-1/S-3 (2X)	BY54996 (2X)	713A033	336751	3.44	07/13/17	19:51
15	USB-2/S-2 (2X)	BY54997 (2X)	713A034	385828	3.43	07/13/17	20:11
16	hex	hex	713A037	415906	3.43	07/13/17	21:12
17	mix 4;14t	mix 4;14t	713A038	387544	3.43	07/13/17	21:32
18							
19							
20							
21							
22							
23							
24							
25							
26							

AREA UPPER LIMIT = +100% of internal standard area
AREA LOWER LIMIT = - 50% of internal standard area
RT UPPER LIMIT = +0.50 minutes of internal standard RT
RT LOWER LIMIT = -0.50 minutes of internal standard RT

Column used to flag internal standard area values with an asterisk.
* Values outside of QC limits.

FORM VIII PEST

8B
PESTICIDE INTERNAL STANDARD AREA AND RT SUMMARY

Lab Name: Phoenix Environmental Labs Client: NETC

Lab Code: Phoenix Case No.: SAS No.: SDG No.: GBY54991

Lab File Id: 713B017 Date Analyzed: 07/13/17

Instrument ID: ECD7 Time Analyzed: 19:30

GC Col B: RTX-440 ID: 0.32

1-Bromo-2-Nitrobenze	INTERNAL STD AREA #	RT #
12 HOUR STD	224251	3.38
UPPER LIMIT	459714	3.88
LOWER LIMIT	111004	2.88

	CLIENT ID	LAB ID	FILE ID	INTERNAL STD AREA	RT	DATE ANALYZED	TIME ANALYZED
01	c300;14m	c300;14m	713B006	214577	3.39	07/13/17	09:52
02	tox 1000;14g	tox 1000;14g	713B007	227200	3.38	07/13/17	10:12
03	hex	hex	713B015	221721	3.37	07/13/17	13:44
04	deg std;14t	deg std;14t	713B016	228221	3.38	07/13/17	14:04
05	mix 4;14r	mix 4;14r	713B017	224251	3.38	07/13/17	14:25
06	BY54998 BL	BY54998 BL	713B018	191426	3.38	07/13/17	14:45
07	BY54998 LCS	BY54998 LCS	713B019	193502	3.38	07/13/17	15:06
08	BY54998 LCSD	BY54998 LCSD	713B020	188623	3.38	07/13/17	15:26
09	DB-1/S-2 (2X)	BY54994 (2X)	713B022	198474	3.38	07/13/17	16:07
10	USB-1/S-1 (2X)	BY54995 (2X)	713B024	192996	3.38	07/13/17	16:47
11	BB-2/S-1 (2X)	BY54991 (2X)	713B026	200368	3.38	07/13/17	17:28
12	BB-3/S-1 (2X)	BY54992 (2X)	713B027	202972	3.39	07/13/17	17:49
13	DB-2/S-1 (2X)	BY54993 (2X)	713B032	199703	3.39	07/13/17	19:30
14	USB-1/S-3 (2X)	BY54996 (2X)	713B033	221072	3.39	07/13/17	19:51
15	USB-2/S-2 (2X)	BY54997 (2X)	713B034	207567	3.38	07/13/17	20:11
16	hex	hex	713B037	230536	3.39	07/13/17	21:12
17	mix 4;14t	mix 4;14t	713B038	227266	3.38	07/13/17	21:32
18							
19							
20							
21							
22							
23							
24							
25							
26							

AREA UPPER LIMIT = +100% of internal standard area
AREA LOWER LIMIT = - 50% of internal standard area
RT UPPER LIMIT = +0.50 minutes of internal standard RT
RT LOWER LIMIT = -0.50 minutes of internal standard RT

Column used to flag internal standard area values with an asterisk.
* Values outside of QC limits.

FORM VIII PEST

8B
PESTICIDE INTERNAL STANDARD AREA AND RT SUMMARY

Lab Name: Phoenix Environmental Labs Client: NETC

Lab Code: Phoenix Case No.: SAS No.: SDG No.: GBY54991

Lab File Id: 714A005 Date Analyzed: 07/14/17

Instrument ID: ECD7 Time Analyzed: 10:51

GC Col A: CLP 1 ID: 0.32

1-Bromo-2-Nitrobenze	INTERNAL STD AREA #	RT #
12 HOUR STD	349663	3.42
UPPER LIMIT	716809	3.92
LOWER LIMIT	173083	2.92

	CLIENT ID	LAB ID	FILE ID	INTERNAL STD AREA	RT	DATE ANALYZED	TIME ANALYZED
01	hex	hex	714A003	371638	3.42	07/14/17	08:43
02	deg;14t	deg;14t	714A004	386428	3.42	07/14/17	09:03
03	mix 4;14r	mix 4;14r	714A005	349663	3.42	07/14/17	09:23
04	c300;14n	c300;14n	714A006	379515	3.42	07/14/17	09:44
05	USB-2/S-3A (2X)	BY54998 (2X)	714A008	348787	3.41	07/14/17	10:51
06	USB-2/S-3A MS	BY54998 MS	714A009	343372	3.43	07/14/17	11:12
07	USB-2/S-3A MSD	BY54998 MSD	714A010	323197	3.43	07/14/17	11:32
08	hex	hex	714A020	397910	3.43	07/14/17	15:45
09	mix 4;14r	mix 4;14r	714A022	382222	3.42	07/14/17	16:26
10	tox 1000;14g	tox 1000;14g	714A038	409125	3.42	07/14/17	21:59
11							
12							
13							
14							
15							
16							
17							
18							
19							
20							
21							
22							
23							
24							
25							
26							

AREA UPPER LIMIT = +100% of internal standard area
AREA LOWER LIMIT = - 50% of internal standard area
RT UPPER LIMIT = +0.50 minutes of internal standard RT
RT LOWER LIMIT = -0.50 minutes of internal standard RT

Column used to flag internal standard area values with an asterisk.
* Values outside of QC limits.

FORM VIII PEST

8B
PESTICIDE INTERNAL STANDARD AREA AND RT SUMMARY

Lab Name: Phoenix Environmental Labs Client: NETC

Lab Code: Phoenix Case No.: SAS No.: SDG No.: GBY54991

Lab File Id: 714B005 Date Analyzed: 07/14/17

Instrument ID: ECD7 Time Analyzed: 08:43

GC Col B: RTX-440 ID: 0.32

1-Bromo-2-Nitrobenze	INTERNAL STD AREA #	RT #
12 HOUR STD	214343	3.38
UPPER LIMIT	439402	3.88
LOWER LIMIT	106100	2.88

	CLIENT ID	LAB ID	FILE ID	INTERNAL STD AREA	RT	DATE ANALYZED	TIME ANALYZED
01	hex	hex	714B003	210814	3.37	07/14/17	08:43
02	deg;14t	deg;14t	714B004	226437	3.38	07/14/17	09:03
03	mix 4;14r	mix 4;14r	714B005	214343	3.38	07/14/17	09:23
04	c300;14n	c300;14n	714B006	222176	3.38	07/14/17	09:44
05	USB-2/S-3A (2X)	BY54998 (2X)	714B008	186769	3.36	07/14/17	10:51
06	USB-2/S-3A MS	BY54998 MS	714B009	199710	3.38	07/14/17	11:12
07	USB-2/S-3A MSD	BY54998 MSD	714B010	192894	3.38	07/14/17	11:32
08	hex	hex	714B020	218091	3.38	07/14/17	15:45
09	mix 4;14r	mix 4;14r	714B022	224521	3.38	07/14/17	16:26
10	tox 1000;14g	tox 1000;14g	714B038	246303	3.38	07/14/17	21:59
11							
12							
13							
14							
15							
16							
17							
18							
19							
20							
21							
22							
23							
24							
25							
26							

AREA UPPER LIMIT = +100% of internal standard area
AREA LOWER LIMIT = - 50% of internal standard area
RT UPPER LIMIT = +0.50 minutes of internal standard RT
RT LOWER LIMIT = -0.50 minutes of internal standard RT

Column used to flag internal standard area values with an asterisk.
* Values outside of QC limits.

FORM VIII PEST

1D

PESTICIDE ORGANICS ANALYSIS DATA SHEET

CLIENT SAMPLE NO.

BB-2/S-1

Lab Name: Phoenix Environmental Client: NETC

Lab Code: Phoenix Instr: ECD7 Column.: CLP 1 0.32 SDG No.: GBY54991

Matrix: (soil/water) SOIL Lab Sample ID: BY54991

Sample wt/vol: 15.06 (g/mL) g Lab File ID: 713A026

% Moisture: 5 decanted: (Y/N) N Date Received: 07/07/17

Extraction: (SepF/Cont/ASE) 3545 Date Extracted: 07/12/17

Concentrated Extract Volume: 5000 (uL) Date Analyzed: 07/13/17

Injection Volume: 1 (ul) Dilution Factor: 2

CONCENTRATION UNITS:
(mg/L or mg/Kg) ug/Kg

CAS NO.	COMPOUND	CF	CONC	P/C	Q	MDL	PQL
319-84-6	alpha-BHC	2.307	7.0	P	U	7.0	7.0
319-85-7	beta-BHC	NA	7.0	P	U	7.0	7.0
319-86-8	delta-BHC	2.252	7.0	P	U	7.0	7.0
58-89-9	gamma-BHC (Lindane)	2.199	1.4	P	U	1.4	1.4
76-44-8	Heptachlor	NA	7.0	P	U	7.0	7.0
309-00-2	Aldrin	NA	3.5	P	U	3.5	3.5
1024-57-3	Heptachlor Epoxide	2.079	7.0	P	U	7.0	7.0
959-98-8	Endosulfan I	NA	7.0	P	U	7.0	7.0
60-57-1	Dieldrin	NA	3.5	P	U	3.5	3.5
72-55-9	4,4' -DDE	1.890	2.1	P	U	2.1	2.1
72-20-8	Endrin	NA	7.0	P	U	7.0	7.0
33213-65-9	Endosulfan II	NA	7.0	P	U	7.0	7.0
72-54-8	4,4' -DDD	NA	2.1	P	U	2.1	2.1
1031-07-8	Endosulfan Sulfate	NA	7.0	P	U	7.0	7.0
50-29-3	4,4' -DDT	NA	2.1	P	U	2.1	2.1
72-43-5	Methoxychlor	NA	35	P	U	35	35
53494-70-5	Endrin ketone	NA	7.0	P	U	7.0	7.0
7421-93-4	Endrin Aldehyde	NA	7.0	P	U	7.0	7.0
8001-35-2	Toxaphene	NA	140	P	U	140	140
5103-71-9	alpha-Chlordane	NA	3.5	P	U	3.5	3.5
5103-74-2	gamma-Chlordane	NA	3.5	P	U	3.5	3.5
57-74-9	Chlordane	NA	35	P	U	35	35
2051-24-3	Decachlorobiphenyl	1.819	65	P		%	%
877-09-8	Tetrachloro-m-xylene	1.121	65	P		%	%

57-74-9 Sample PQL Calc: (50raw * 2df * 5fv) / (15.06wt-vol * 0.95%sol) = 35

Both channels need to have the compound detected for a concentration to be reported on either channel.
U1=Due to matrix interference and/or the presence of a large amount of non-target material, the reporting level for this compound has been elevated.
U2=The presence of this compound was not confirmed by the analyst based on the characteristic pattern matching of multi-component parameters, retention time, and/or peak shape.

P/C: P=Primary Result C=Confirmation Result X=Not Used CF=Calculated Calibration/Response Factor MC=Multi-Component

1D

PESTICIDE ORGANICS ANALYSIS DATA SHEET

CLIENT SAMPLE NO.

BB-2/S-1

Lab Name: Phoenix Environmental Client: NETC

Lab Code: Phoenix Instr: ECD7 Column.: RTX-440 0.32 SDG No.: GBY54991

Matrix: (soil/water) SOIL Lab Sample ID: BY54991

Sample wt/vol: 15.06 (g/mL) g Lab File ID: 713B026

% Moisture: 5 decanted: (Y/N) N Date Received: 07/07/17

Extraction: (SepF/Cont/ASE) 3545 Date Extracted: 07/12/17

Concentrated Extract Volume: 5000 (uL) Date Analyzed: 07/13/17

Injection Volume: 1 (ul) Dilution Factor: 2

CONCENTRATION UNITS:
(mg/L or mg/Kg) ug/Kg

CAS NO.	COMPOUND	CF	CONC	P/C	Q	MDL	PQL
319-84-6	alpha-BHC	NA	7.0	C	U	7.0	7.0
319-85-7	beta-BHC	NA	7.0	C	U	7.0	7.0
319-86-8	delta-BHC	NA	7.0	C	U	7.0	7.0
58-89-9	gamma-BHC (Lindane)	NA	1.4	C	U	1.4	1.4
76-44-8	Heptachlor	NA	7.0	C	U	7.0	7.0
309-00-2	Aldrin	NA	3.5	C	U	3.5	3.5
1024-57-3	Heptachlor Epoxide	NA	7.0	C	U	7.0	7.0
959-98-8	Endosulfan I	NA	7.0	C	U	7.0	7.0
60-57-1	Dieldrin	NA	3.5	C	U	3.5	3.5
72-55-9	4,4' -DDE	NA	2.1	C	U	2.1	2.1
72-20-8	Endrin	NA	7.0	C	U	7.0	7.0
33213-65-9	Endosulfan II	NA	7.0	C	U	7.0	7.0
72-54-8	4,4' -DDD	NA	2.1	C	U	2.1	2.1
1031-07-8	Endosulfan Sulfate	2.007	7.0	C	U	7.0	7.0
50-29-3	4,4' -DDT	NA	2.1	C	U	2.1	2.1
72-43-5	Methoxychlor	NA	35	C	U	35	35
53494-70-5	Endrin ketone	NA	7.0	C	U	7.0	7.0
7421-93-4	Endrin Aldehyde	NA	7.0	C	U	7.0	7.0
8001-35-2	Toxaphene	NA	140	C	U	140	140
5103-71-9	alpha-Chlordane	NA	3.5	C	U	3.5	3.5
5103-74-2	gamma-Chlordane	2.265	3.5	C	U	3.5	3.5
57-74-9	Chlordane	NA	35	C	U	35	35
2051-24-3	Decachlorobiphenyl	2.347	70	C		%	%
877-09-8	Tetrachloro-m-xylene	0.888	65	C		%	%

57-74-9 Sample PQL Calc: (50raw * 2df * 5fv) / (15.06wt-vol * 0.95%sol) = 35

Both channels need to have the compound detected for a concentration to be reported on either channel.
U1=Due to matrix interference and/or the presence of a large amount of non-target material, the reporting level for this compound has been elevated.
U2=The presence of this compound was not confirmed by the analyst based on the characteristic pattern matching of multi-component parameters, retention time, and/or peak shape.

P/C: P=Primary Result C=Confirmation Result X=Not Used CF=Calculated Calibration/Response Factor MC=Multi-Component

Client Id: BB-2/S-1

Software Version: 4.1<1L22>
Date: 7/14/2017 07:45 AM
Sample Name : 54991 2xc cu
Data File : E:\TC2017\ECD7\07-JUL\713A026.RAW Date: 7/13/2017 05:28 PM
Sequence File: E:\TC2017\ECD7\07-JUL\PEST_SEQ.SEQ Cycle: 224 Channel : A
Instrument : AUTO_ECD7 Rack/Vial: 0/0 Operator: CW
Sample Amount : 1.0000 Dilution Factor : 1.00

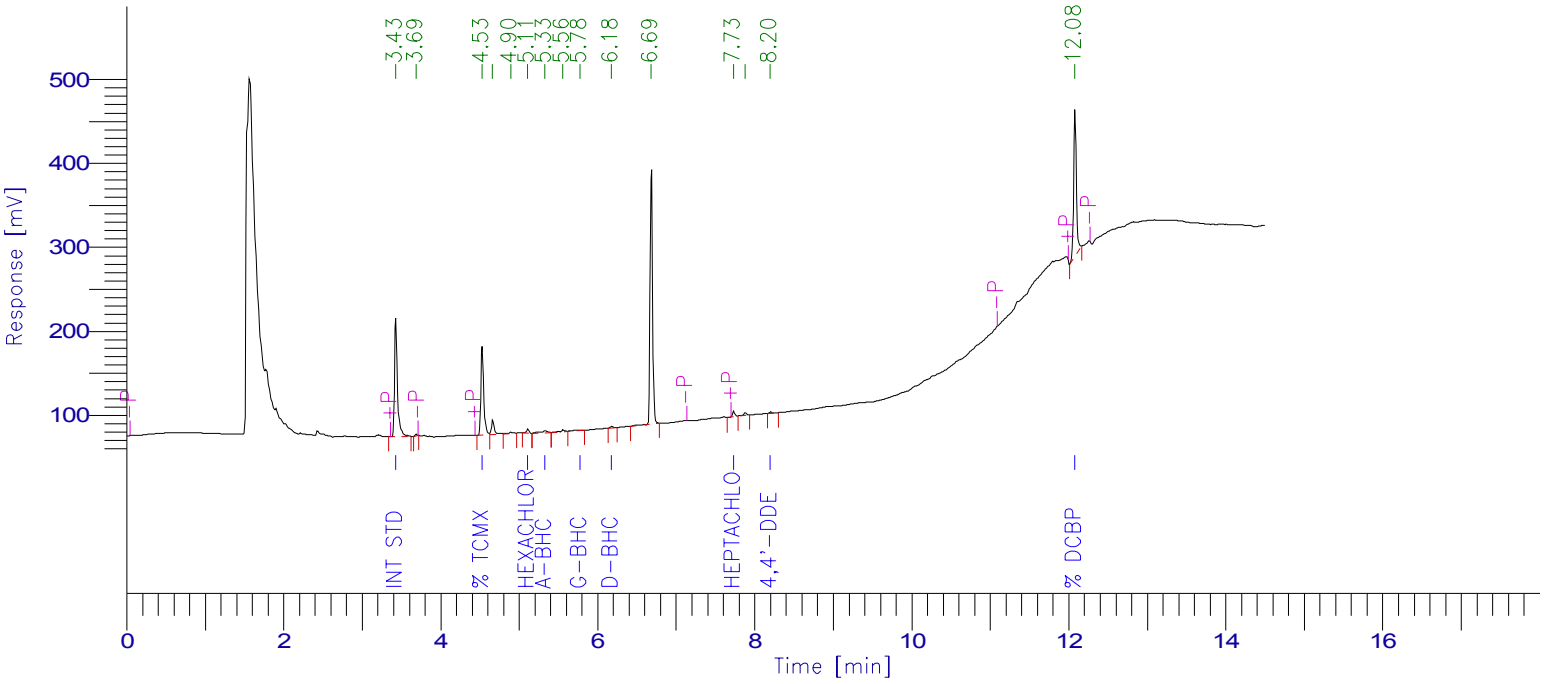

PESTICIDE REPORT

Peak #	Time [min]	Component Name	Raw Amount	Surrogate Recovery TCMX & DCBP	Multiplier	Adjusted Amount for Labowrks	Area [µV·s]
1	3.432	Int Std	100.0000	250.0000	1.0000	100.0000	358701.02
3	4.531	% TCMX	65.0330	162.5825	1.0000	65.0330	261597.63
6	5.114	Hexachlorobenzene	0.9729	2.4323	1.0000	0.9729	10729.51
7	5.334	a-BHC	2.0589	5.1473	1.0000	2.0589	17036.17
9	5.778	g-BHC	0.9974	2.4935	1.0000	0.9974	7865.56
0	5.971	b-BHC	0.0000	0.0000	1.0000	0.0000	0.00
10	6.182	d-BHC	0.6037	1.5092	1.0000	0.6037	4877.72
0	6.509	Heptachlor	0.0000	0.0000	1.0000	0.0000	0.00
0	6.924	Aldrin	0.0000	0.0000	1.0000	0.0000	0.00
12	7.734	Heptachlor epoxide	2.2036	5.5089	1.0000	2.2036	16429.58
0	7.936	g-Chlordane	0.0000	0.0000	1.0000	0.0000	0.00
0	8.125	a-Chlordane	0.0000	0.0000	1.0000	0.0000	0.00
14	8.203	4,4'-DDE	0.7318	1.8296	1.0000	0.7318	4962.23
0	8.320	Endosulfan I	0.0000	0.0000	1.0000	0.0000	0.00
0	8.664	Dieldrin	0.0000	0.0000	1.0000	0.0000	0.00
0	9.005	Endrin	0.0000	0.0000	1.0000	0.0000	0.00
0	9.102	4,4'-DDD	0.0000	0.0000	1.0000	0.0000	0.00
0	9.345	Endosulfan II	0.0000	0.0000	1.0000	0.0000	0.00
0	9.521	4,4'-DDT	0.0000	0.0000	1.0000	0.0000	0.00
0	9.967	Endrin aldehyde	0.0000	0.0000	1.0000	0.0000	0.00
0	10.226	Methoxychlor	0.0000	0.0000	1.0000	0.0000	0.00
0	10.417	Mirex	0.0000	0.0000	1.0000	0.0000	0.00
0	10.553	Endosulfan sulfate	0.0000	0.0000	1.0000	0.0000	0.00
0	10.915	Endrin Ketone	0.0000	0.0000	1.0000	0.0000	0.00
15	12.078	% DCBP	65.0866	162.7164	1.0000	65.0866	424741.35
				594.2197	25.0000	237.6879	1106940.76

Client Id: BB-2/S-1

Software Version: 4.1<1L22>
Date: 7/14/2017 07:43 AM
Sample Name : 54991 2xc cu
Data File : E:\TC2017\ECD7\07-JUL\713B026.RAW Date: 7/13/2017 05:28 PM
Sequence File: E:\TC2017\ECD7\07-JUL\PEST_SEQ.SEQ Cycle: 224 Channel : B
Instrument : AUTO_ECD7 Rack/Vial: 0/0 Operator: CW
Sample Amount : 1.0000 Dilution Factor : 1.00

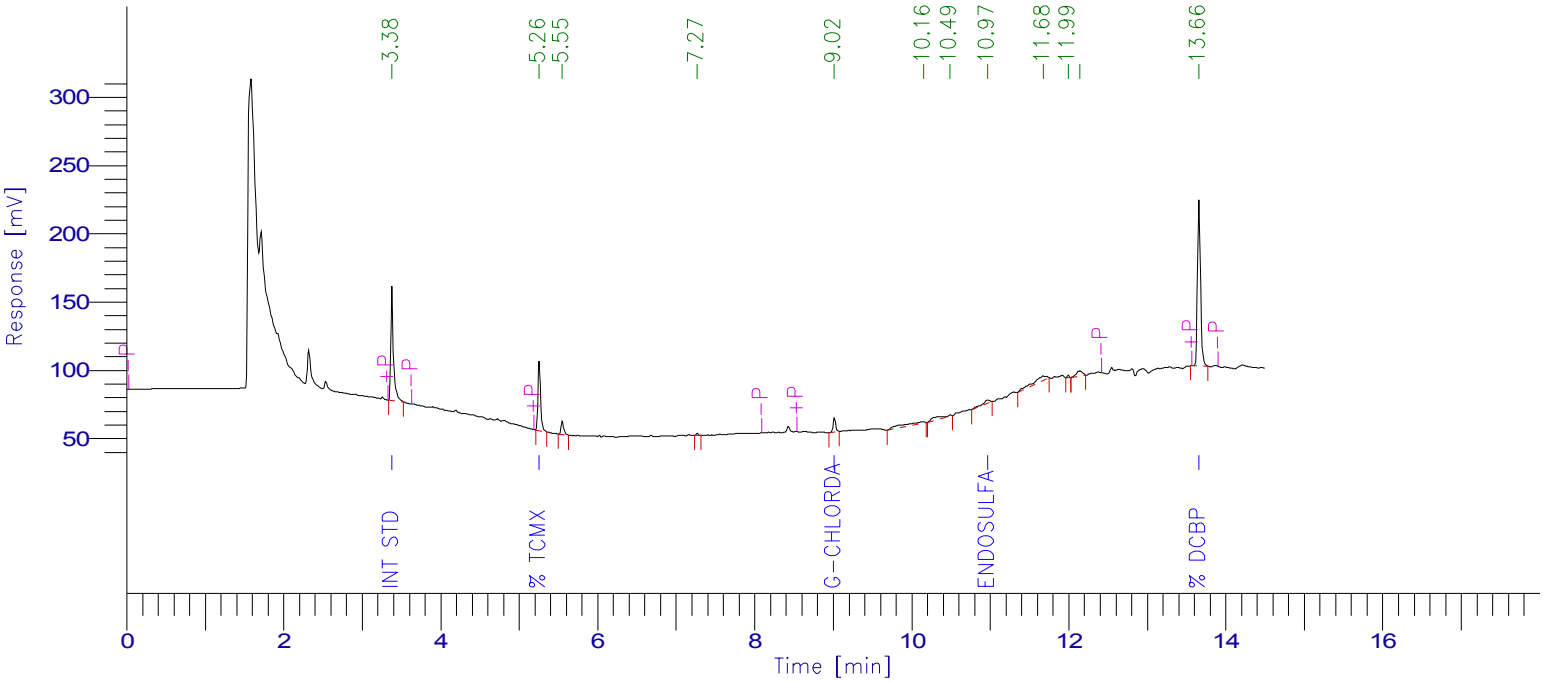

PESTICIDE REPORT

Peak #	Time [min]	Component Name	Raw Amount	Surrogate Recovery TCMX & DCBP	Multiplier	Adjusted Amount for Labowrks	Area [µV·s]
1	3.383	Int Std	100.0000	250.0000	1.0000	100.0000	200368.11
2	5.258	% TCMX	65.1744	162.9360	1.0000	65.1744	115983.67
0	5.969	a-BHC	0.0000	0.0000	1.0000	0.0000	0.00
0	6.040	Hexachlorobenzene	0.0000	0.0000	1.0000	0.0000	0.00
0	6.479	g-BHC	0.0000	0.0000	1.0000	0.0000	0.00
0	6.802	b-BHC	0.0000	0.0000	1.0000	0.0000	0.00
0	7.153	d-BHC	0.0000	0.0000	1.0000	0.0000	0.00
0	7.396	Heptachlor	0.0000	0.0000	1.0000	0.0000	0.00
0	7.905	Aldrin	0.0000	0.0000	1.0000	0.0000	0.00
0	8.592	Heptachlor epoxide	0.0000	0.0000	1.0000	0.0000	0.00
5	9.017	g-Chlordane	5.0964	12.7409	1.0000	5.0964	23126.12
0	9.157	a-Chlordane	0.0000	0.0000	1.0000	0.0000	0.00
0	9.214	Endosulfan I	0.0000	0.0000	1.0000	0.0000	0.00
0	9.510	4,4'-DDE	0.0000	0.0000	1.0000	0.0000	0.00
0	9.685	Dieldrin	0.0000	0.0000	1.0000	0.0000	0.00
0	10.045	Endrin	0.0000	0.0000	1.0000	0.0000	0.00
0	10.338	4,4'-DDD	0.0000	0.0000	1.0000	0.0000	0.00
0	10.388	Endosulfan II	0.0000	0.0000	1.0000	0.0000	0.00
0	10.585	Endrin aldehyde	0.0000	0.0000	1.0000	0.0000	0.00
0	10.804	4,4'-DDT	0.0000	0.0000	1.0000	0.0000	0.00
8	10.967	Endosulfan sulfate	3.5971	8.9928	1.0000	3.5971	14467.99
0	11.493	Methoxychlor	0.0000	0.0000	1.0000	0.0000	0.00
0	11.561	Endrin Ketone	0.0000	0.0000	1.0000	0.0000	0.00
0	12.209	Mirex	0.0000	0.0000	1.0000	0.0000	0.00
12	13.658	% DCBP	69.7543	174.3856	1.0000	69.7543	328047.69
				609.0554	25.0000	243.6222	681993.58

1D

PESTICIDE ORGANICS ANALYSIS DATA SHEET

CLIENT SAMPLE NO.

BB-3/S-1

Lab Name: Phoenix Environmental Client: NETC

Lab Code: Phoenix Instr: ECD7 Column.: CLP 1 0.32 SDG No.: GBY54991

Matrix: (soil/water) SOIL Lab Sample ID: BY54992

Sample wt/vol: 15.05 (g/mL) g Lab File ID: 713A027

% Moisture: 14 decanted: (Y/N) N Date Received: 07/07/17

Extraction: (SepF/Cont/ASE) 3545 Date Extracted: 07/12/17

Concentrated Extract Volume: 5000 (uL) Date Analyzed: 07/13/17

Injection Volume: 1 (ul) Dilution Factor: 2

CONCENTRATION UNITS:
(mg/L or mg/Kg) ug/Kg

CAS NO.	COMPOUND	CF	CONC	P/C	Q	MDL	PQL
319-84-6	alpha-BHC	NA	7.7	P	U	7.7	7.7
319-85-7	beta-BHC	NA	7.7	P	U	7.7	7.7
319-86-8	delta-BHC	2.253	7.7	P	U	7.7	7.7
58-89-9	gamma-BHC (Lindane)	NA	1.5	P	U	1.5	1.5
76-44-8	Heptachlor	NA	7.7	P	U	7.7	7.7
309-00-2	Aldrin	NA	3.9	P	U	3.9	3.9
1024-57-3	Heptachlor Epoxide	2.079	7.7	P	U	7.7	7.7
959-98-8	Endosulfan I	NA	7.7	P	U	7.7	7.7
60-57-1	Dieldrin	2.068	3.9	P	U	3.9	3.9
72-55-9	4,4' -DDE	1.890	2.3	P	U	2.3	2.3
72-20-8	Endrin	1.886	7.7	P	U	7.7	7.7
33213-65-9	Endosulfan II	1.815	7.7	P	U	7.7	7.7
72-54-8	4,4' -DDD	1.349	2.3	P	U	2.3	2.3
1031-07-8	Endosulfan Sulfate	NA	7.7	P	U	7.7	7.7
50-29-3	4,4' -DDT	1.540	2.3	P	U	2.3	2.3
72-43-5	Methoxychlor	0.918	39	P	U	39	39
53494-70-5	Endrin ketone	NA	7.7	P	U	7.7	7.7
7421-93-4	Endrin Aldehyde	1.527	7.7	P	U	7.7	7.7
8001-35-2	Toxaphene	NA	150	P	U	150	150
5103-71-9	alpha-Chlordane	2.041	3.9	P	U	3.9	3.9
5103-74-2	gamma-Chlordane	NA	3.9	P	U	3.9	3.9
57-74-9	Chlordane	NA	39	P	U	39	39
2051-24-3	Decachlorobiphenyl	1.819	69	P		%	%
877-09-8	Tetrachloro-m-xylene	1.121	71	P		%	%

57-74-9 Sample PQL Calc: (50raw * 2df * 5fv) / (15.05wt-vol * 0.86%sol) = 39

Both channels need to have the compound detected for a concentration to be reported on either channel.
U1=Due to matrix interference and/or the presence of a large amount of non-target material, the reporting level for this compound has been elevated.
U2=The presence of this compound was not confirmed by the analyst based on the characteristic pattern matching of multi-component parameters, retention time, and/or peak shape.

P/C: P=Primary Result C=Confirmation Result X=Not Used CF=Calculated Calibration/Response Factor MC=Multi-Component

FORM I PEST

1D

PESTICIDE ORGANICS ANALYSIS DATA SHEET

CLIENT SAMPLE NO.

BB-3/S-1

Lab Name: Phoenix Environmental Client: NETC

Lab Code: Phoenix Instr: ECD7 Column.: RTX-440 0.32 SDG No.: GBY54991

Matrix: (soil/water) SOIL Lab Sample ID: BY54992

Sample wt/vol: 15.05 (g/mL) g Lab File ID: 713B027

% Moisture: 14 decanted: (Y/N) N Date Received: 07/07/17

Extraction: (SepF/Cont/ASE) 3545 Date Extracted: 07/12/17

Concentrated Extract Volume: 5000 (uL) Date Analyzed: 07/13/17

Injection Volume: 1 (ul) Dilution Factor: 2

CONCENTRATION UNITS:
(mg/L or mg/Kg) ug/Kg

CAS NO.	COMPOUND	CF	CONC	P/C	Q	MDL	PQL
319-84-6	alpha-BHC	NA	7.7	C	U	7.7	7.7
319-85-7	beta-BHC	NA	7.7	C	U	7.7	7.7
319-86-8	delta-BHC	NA	7.7	C	U	7.7	7.7
58-89-9	gamma-BHC (Lindane)	NA	1.5	C	U	1.5	1.5
76-44-8	Heptachlor	NA	7.7	C	U	7.7	7.7
309-00-2	Aldrin	NA	3.9	C	U	3.9	3.9
1024-57-3	Heptachlor Epoxide	2.297	7.7	C	U	7.7	7.7
959-98-8	Endosulfan I	NA	7.7	C	U	7.7	7.7
60-57-1	Dieldrin	NA	3.9	C	U	3.9	3.9
72-55-9	4,4' -DDE	NA	2.3	C	U	2.3	2.3
72-20-8	Endrin	2.001	7.7	C	U	7.7	7.7
33213-65-9	Endosulfan II	2.092	7.7	C	U	7.7	7.7
72-54-8	4,4' -DDD	NA	2.3	C	U	2.3	2.3
1031-07-8	Endosulfan Sulfate	2.007	7.7	C	U	7.7	7.7
50-29-3	4,4' -DDT	1.620	2.3	C	U	2.3	2.3
72-43-5	Methoxychlor	1.002	39	C	U	39	39
53494-70-5	Endrin ketone	NA	7.7	C	U	7.7	7.7
7421-93-4	Endrin Aldehyde	1.686	7.7	C	U	7.7	7.7
8001-35-2	Toxaphene	NA	150	C	U	150	150
5103-71-9	alpha-Chlordane	NA	3.9	C	U	3.9	3.9
5103-74-2	gamma-Chlordane	2.265	3.9	C	U	3.9	3.9
57-74-9	Chlordane	NA	39	C	U	39	39
2051-24-3	Decachlorobiphenyl	2.347	77	C		%	%
877-09-8	Tetrachloro-m-xylene	0.888	75	C		%	%

57-74-9 Sample PQL Calc: (50raw * 2df * 5fv) / (15.05wt-vol * 0.86%sol) = 39

Both channels need to have the compound detected for a concentration to be reported on either channel.
U1=Due to matrix interference and/or the presence of a large amount of non-target material, the reporting level for this compound has been elevated.
U2=The presence of this compound was not confirmed by the analyst based on the characteristic pattern matching of multi-component parameters, retention time, and/or peak shape.

P/C: P=Primary Result C=Confirmation Result X=Not Used CF=Calculated Calibration/Response Factor MC=Multi-Component

Client Id: BB-3/S-1

Software Version: 4.1<1L22>
Date: 7/14/2017 07:45 AM
Sample Name : 54992 2xc cu
Data File : E:\TC2017\ECD7\07-JUL\713A027.RAW Date: 7/13/2017 05:49 PM
Sequence File: E:\TC2017\ECD7\07-JUL\PEST_SEQ.SEQ Cycle: 225 Channel : A
Instrument : AUTO_ECD7 Rack/Vial: 0/0 Operator: CW
Sample Amount : 1.0000 Dilution Factor : 1.00

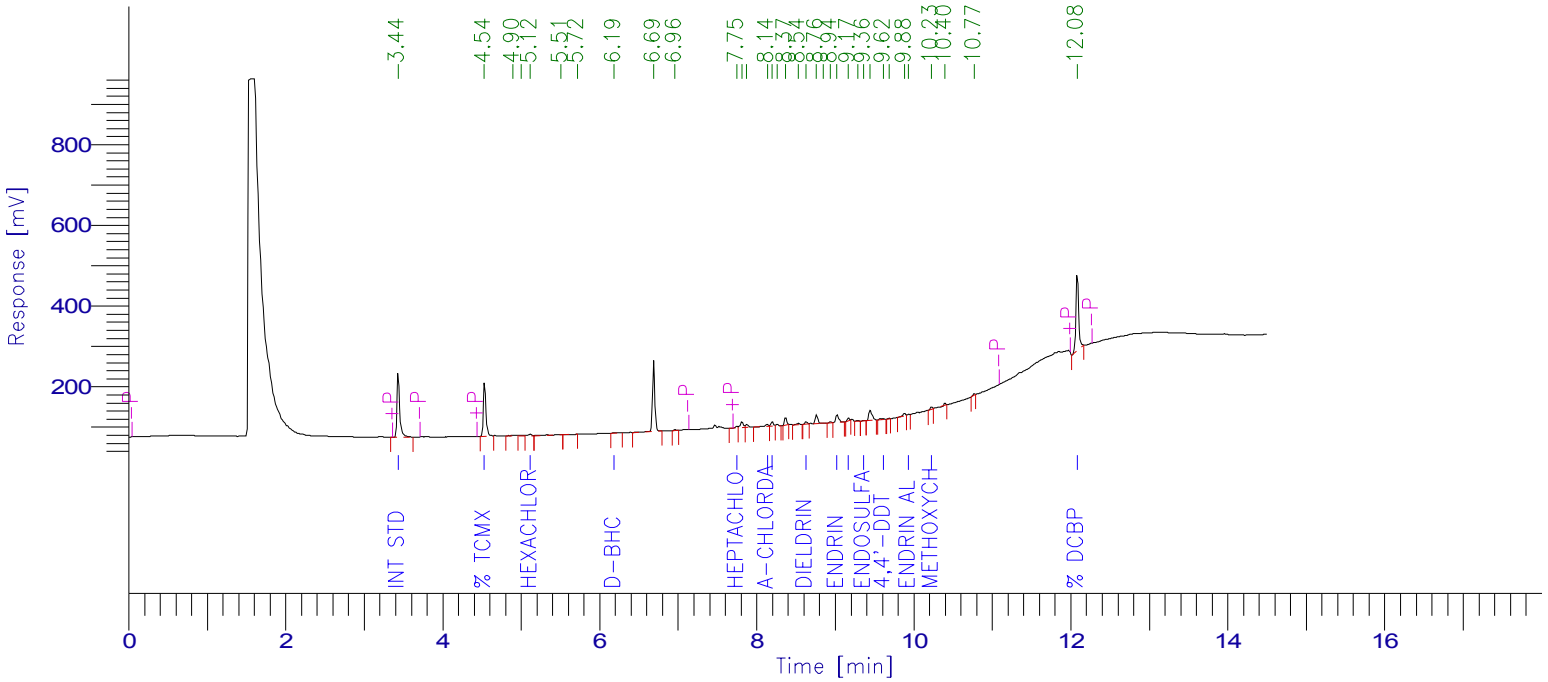

PESTICIDE REPORT

Peak #	Time [min]	Component Name	Raw Amount	Surrogate Recovery TCMX & DCBP	Multiplier	Adjusted Amount for Labowrks	Area [µV·s]
1	3.437	Int Std	100.0000	250.0000	1.0000	100.0000	373306.33
2	4.536	% TCMX	70.6681	176.6702	1.0000	70.6681	295839.30
5	5.120	Hexachlorobenzene	0.8667	2.1667	1.0000	0.8667	9947.02
0	5.378	a-BHC	0.0000	0.0000	1.0000	0.0000	0.00
0	5.839	g-BHC	0.0000	0.0000	1.0000	0.0000	0.00
0	5.971	b-BHC	0.0000	0.0000	1.0000	0.0000	0.00
8	6.189	d-BHC	0.4845	1.2112	1.0000	0.4845	4074.26
0	6.509	Heptachlor	0.0000	0.0000	1.0000	0.0000	0.00
0	6.924	Aldrin	0.0000	0.0000	1.0000	0.0000	0.00
11	7.749	Heptachlor epoxide	1.2314	3.0785	1.0000	1.2314	9555.07
0	7.936	g-Chlordane	0.0000	0.0000	1.0000	0.0000	0.00
14	8.139	a-Chlordane	2.3152	5.7880	1.0000	2.3152	17641.00
15	8.200	4,4'-DDE	3.6105	9.0263	1.0000	3.6105	25477.48
0	8.320	Endosulfan I	0.0000	0.0000	1.0000	0.0000	0.00
19	8.627	Dieldrin	1.6773	4.1932	1.0000	1.6773	12947.50
23	9.025	Endrin	7.4296	18.5740	1.0000	7.4296	52307.08
24	9.170	4,4'-DDD	2.6617	6.6542	1.0000	2.6617	13401.41
26	9.364	Endosulfan II	0.4837	1.2093	1.0000	0.4837	3277.85
28	9.615	4,4'-DDT	1.4144	3.5359	1.0000	1.4144	8133.16
31	9.935	Endrin aldehyde	0.6703	1.6757	1.0000	0.6703	3820.70
32	10.227	Methoxychlor	3.6352	9.0880	1.0000	3.6352	12461.47
0	10.417	Mirex	0.0000	0.0000	1.0000	0.0000	0.00
0	10.553	Endosulfan sulfate	0.0000	0.0000	1.0000	0.0000	0.00
0	10.915	Endrin Ketone	0.0000	0.0000	1.0000	0.0000	0.00
35	12.081	% DCBP	68.7894	171.9734	1.0000	68.7894	467183.09
				664.8447	25.0000	265.9379	1309372.72

Client Id: BB-3/S-1

Software Version: 4.1<1L22>
Date: 7/14/2017 07:43 AM
Sample Name : 54992 2xc cu
Data File : E:\TC2017\ECD7\07-JUL\713B027.RAW Date: 7/13/2017 05:49 PM
Sequence File: E:\TC2017\ECD7\07-JUL\PEST_SEQ.SEQ Cycle: 225 Channel : B
Instrument : AUTO_ECD7 Rack/Vial: 0/0 Operator: CW
Sample Amount : 1.0000 Dilution Factor : 1.00

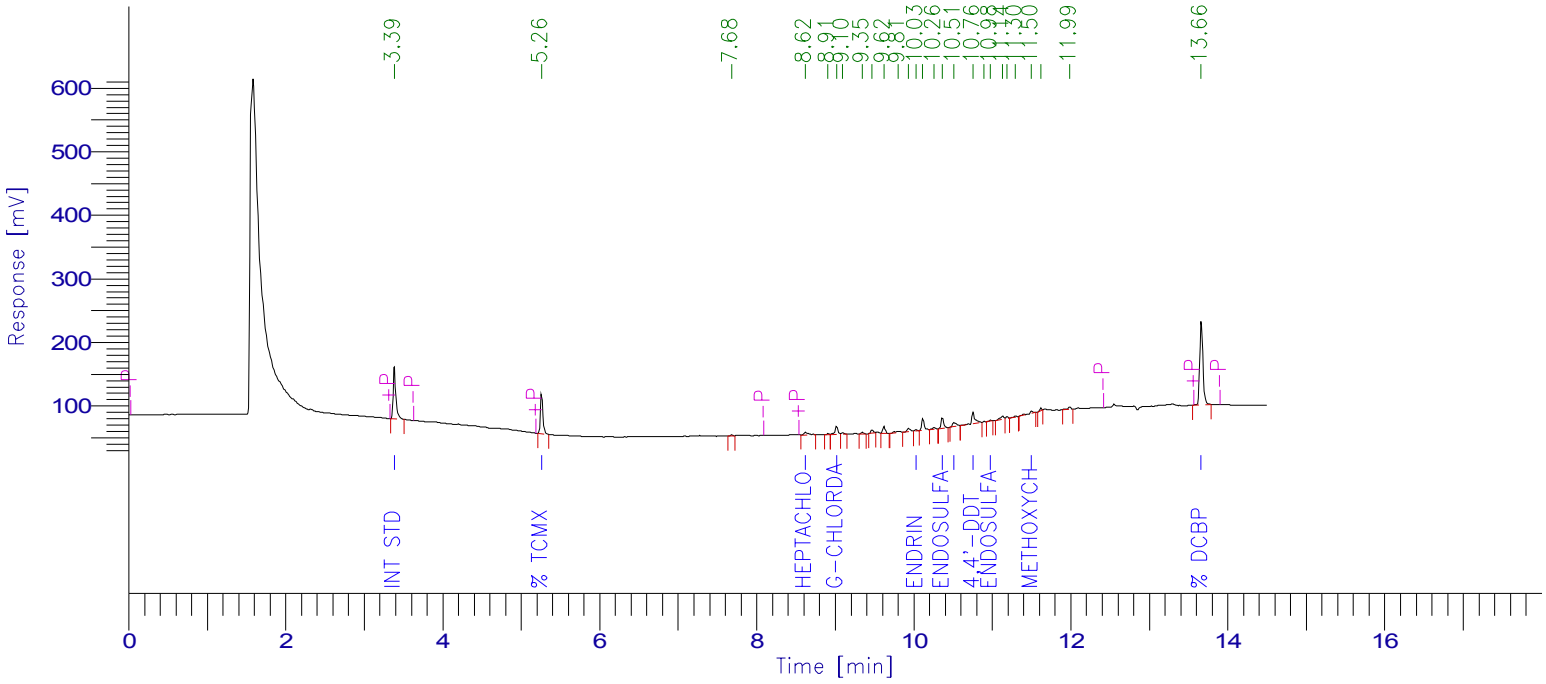

PESTICIDE REPORT

Peak #	Time [min]	Component Name	Raw Amount	Surrogate Recovery TCMX & DCBP	Multiplier	Adjusted Amount for Labowrks	Area [µV·s]
1	3.388	Int Std	100.0000	250.0000	1.0000	100.0000	202972.47
2	5.263	% TCMX	74.7764	186.9409	1.0000	74.7764	134800.89
0	5.969	a-BHC	0.0000	0.0000	1.0000	0.0000	0.00
0	6.040	Hexachlorobenzene	0.0000	0.0000	1.0000	0.0000	0.00
0	6.479	g-BHC	0.0000	0.0000	1.0000	0.0000	0.00
0	6.802	b-BHC	0.0000	0.0000	1.0000	0.0000	0.00
0	7.153	d-BHC	0.0000	0.0000	1.0000	0.0000	0.00
0	7.396	Heptachlor	0.0000	0.0000	1.0000	0.0000	0.00
0	7.905	Aldrin	0.0000	0.0000	1.0000	0.0000	0.00
4	8.619	Heptachlor epoxide	3.3517	8.3791	1.0000	3.3517	15624.20
6	9.019	g-Chlordane	6.9133	17.2833	1.0000	6.9133	31778.87
0	9.157	a-Chlordane	0.0000	0.0000	1.0000	0.0000	0.00
0	9.214	Endosulfan I	0.0000	0.0000	1.0000	0.0000	0.00
0	9.510	4,4'-DDE	0.0000	0.0000	1.0000	0.0000	0.00
0	9.685	Dieldrin	0.0000	0.0000	1.0000	0.0000	0.00
13	10.030	Endrin	1.0245	2.5613	1.0000	1.0245	4160.34
0	10.338	4,4'-DDD	0.0000	0.0000	1.0000	0.0000	0.00
16	10.365	Endosulfan II	9.0416	22.6039	1.0000	9.0416	38401.09
17	10.512	Endrin aldehyde	6.7519	16.8798	1.0000	6.7519	23100.51
18	10.757	4,4'-DDT	18.0551	45.1377	1.0000	18.0551	59363.85
20	10.976	Endosulfan sulfate	0.9956	2.4891	1.0000	0.9956	4056.62
24	11.502	Methoxychlor	7.7055	19.2637	1.0000	7.7055	15678.62
0	11.561	Endrin Ketone	0.0000	0.0000	1.0000	0.0000	0.00
0	12.209	Mirex	0.0000	0.0000	1.0000	0.0000	0.00
27	13.662	% DCBP	77.0725	192.6813	1.0000	77.0725	367176.05
				764.2203	25.0000	305.6881	897113.50

1D

PESTICIDE ORGANICS ANALYSIS DATA SHEET

CLIENT SAMPLE NO.

DB-2/S-1

Lab Name: Phoenix Environmental Client: NETC

Lab Code: Phoenix Instr: ECD7 Column.: CLP 1 0.32 SDG No.: GBY54991

Matrix: (soil/water) SOIL Lab Sample ID: BY54993

Sample wt/vol: 15.39 (g/mL) g Lab File ID: 713A032

% Moisture: 12 decanted: (Y/N) N Date Received: 07/07/17

Extraction: (SepF/Cont/ASE) 3545 Date Extracted: 07/12/17

Concentrated Extract Volume: 5000 (uL) Date Analyzed: 07/13/17

Injection Volume: 1 (ul) Dilution Factor: 2

CONCENTRATION UNITS:
(mg/L or mg/Kg) ug/Kg

CAS NO.	COMPOUND	CF	CONC	P/C	Q	MDL	PQL
319-84-6	alpha-BHC	2.307	7.4	P	U	7.4	7.4
319-85-7	beta-BHC	1.026	7.4	P	U	7.4	7.4
319-86-8	delta-BHC	2.252	7.4	P	U	7.4	7.4
58-89-9	gamma-BHC (Lindane)	NA	1.5	P	U	1.5	1.5
76-44-8	Heptachlor	NA	7.4	P	U	7.4	7.4
309-00-2	Aldrin	NA	3.7	P	U	3.7	3.7
1024-57-3	Heptachlor Epoxide	NA	7.4	P	U	7.4	7.4
959-98-8	Endosulfan I	NA	7.4	P	U	7.4	7.4
60-57-1	Dieldrin	NA	3.7	P	U	3.7	3.7
72-55-9	4,4' -DDE	1.890	2.2	P	U	2.2	2.2
72-20-8	Endrin	NA	7.4	P	U	7.4	7.4
33213-65-9	Endosulfan II	NA	7.4	P	U	7.4	7.4
72-54-8	4,4' -DDD	1.349	2.2	P	U	2.2	2.2
1031-07-8	Endosulfan Sulfate	NA	7.4	P	U	7.4	7.4
50-29-3	4,4' -DDT	1.540	8.2	C		2.2	2.2
72-43-5	Methoxychlor	NA	37	P	U	37	37
53494-70-5	Endrin ketone	NA	7.4	P	U	7.4	7.4
7421-93-4	Endrin Aldehyde	NA	7.4	P	U	7.4	7.4
8001-35-2	Toxaphene	NA	150	P	U	150	150
5103-71-9	alpha-Chlordane	2.041	3.7	P	U	3.7	3.7
5103-74-2	gamma-Chlordane	2.074	3.7	P	U	3.7	3.7
57-74-9	Chlordane	NA	37	P	U	37	37
2051-24-3	Decachlorobiphenyl	1.819	64	P		%	%
877-09-8	Tetrachloro-m-xylene	1.121	68	P		%	%

50-29-3 Sample Result Calc: ((11.086raw * 2df * 5fv) / (15.39wt-vol * 0.88%sol) = 8.2

Both channels need to have the compound detected for a concentration to be reported on either channel.
U1=Due to matrix interference and/or the presence of a large amount of non-target material, the reporting level for this compound has been elevated.
U2=The presence of this compound was not confirmed by the analyst based on the characteristic pattern matching of multi-component parameters, retention time, and/or peak shape.

P/C: P=Primary Result C=Confirmation Result X=Not Used CF=Calculated Calibration/Response Factor MC=Multi-Component

1D

PESTICIDE ORGANICS ANALYSIS DATA SHEET

CLIENT SAMPLE NO.

DB-2/S-1

Lab Name: Phoenix Environmental Client: NETC

Lab Code: Phoenix Instr: ECD7 Column.: RTX-440 0.32 SDG No.: GBY54991

Matrix: (soil/water) SOIL Lab Sample ID: BY54993

Sample wt/vol: 15.39 (g/mL) g Lab File ID: 713B032

% Moisture: 12 decanted: (Y/N) N Date Received: 07/07/17

Extraction: (SepF/Cont/ASE) 3545 Date Extracted: 07/12/17

Concentrated Extract Volume: 5000 (uL) Date Analyzed: 07/13/17

Injection Volume: 1 (ul) Dilution Factor: 2

CONCENTRATION UNITS:
(mg/L or mg/Kg) ug/Kg

CAS NO.	COMPOUND	CF	CONC	P/C	Q	MDL	PQL
319-84-6	alpha-BHC	NA	7.4	C	U	7.4	7.4
319-85-7	beta-BHC	NA	7.4	C	U	7.4	7.4
319-86-8	delta-BHC	NA	7.4	C	U	7.4	7.4
58-89-9	gamma-BHC (Lindane)	NA	1.5	C	U	1.5	1.5
76-44-8	Heptachlor	NA	7.4	C	U	7.4	7.4
309-00-2	Aldrin	NA	3.7	C	U	3.7	3.7
1024-57-3	Heptachlor Epoxide	NA	7.4	C	U	7.4	7.4
959-98-8	Endosulfan I	NA	7.4	C	U	7.4	7.4
60-57-1	Dieldrin	NA	3.7	C	U	3.7	3.7
72-55-9	4,4' -DDE	2.120	2.2	C	U	2.2	2.2
72-20-8	Endrin	NA	7.4	C	U	7.4	7.4
33213-65-9	Endosulfan II	2.093	7.4	C	U	7.4	7.4
72-54-8	4,4' -DDD	NA	2.2	C	U	2.2	2.2
1031-07-8	Endosulfan Sulfate	NA	7.4	C	U	7.4	7.4
50-29-3	4,4' -DDT	1.620	9.2	P		2.2	2.2
72-43-5	Methoxychlor	NA	37	C	U	37	37
53494-70-5	Endrin ketone	NA	7.4	C	U	7.4	7.4
7421-93-4	Endrin Aldehyde	1.686	7.4	C	U	7.4	7.4
8001-35-2	Toxaphene	NA	150	C	U	150	150
5103-71-9	alpha-Chlordane	NA	3.7	C	U	3.7	3.7
5103-74-2	gamma-Chlordane	2.265	3.7	C	U	3.7	3.7
57-74-9	Chlordane	NA	37	C	U	37	37
2051-24-3	Decachlorobiphenyl	2.347	72	C		%	%
877-09-8	Tetrachloro-m-xylene	0.888	71	C		%	%

50-29-3 Sample Result Calc: ((12.5219raw * 2df * 5fv) / (15.39wt-vol * 0.88%sol) = 9.2

Both channels need to have the compound detected for a concentration to be reported on either channel.
U1=Due to matrix interference and/or the presence of a large amount of non-target material, the reporting level for this compound has been elevated.
U2=The presence of this compound was not confirmed by the analyst based on the characteristic pattern matching of multi-component parameters, retention time, and/or peak shape.

P/C: P=Primary Result C=Confirmation Result X=Not Used CF=Calculated Calibration/Response Factor MC=Multi-Component

FORM I PEST

10A

PESTICIDES CONFIRMATION SUMMARY FOR SINGLE COMPONENT ANALYTES

CLIENT SAMPLE NO

DB-2/S-1

Lab Name: Phoenix Environmental Labs Client: NETC

Lab Code: Phoenix Lab File ID: 713A032 | 713B032 SDG No.: GBY54991

Lab SampleID: BY54993 Instrument ID: ECD7 Date Analyzed: 7/13/17 19:30

GC Column(A): CLP 1 ID: 0.32 (mm) GC Column(B): RTX-440 ID: 0.32 (mm)

ANALYTE	COL	RT	RT WINDOW FROM	RT WINDOW TO	CALCULATED CONC	CF	%RPD	*
4,4' -DDT	A	9.49	9.48	9.62	8.2	1.540	11.5	
	B	10.80	10.81	10.95	9.2	1.620		

%RPD must be less than or equal to 40% (*) Criteria exceeded.

NC - (No Criteria) %RPD is not calculated when either result is less than 2 times the reporting level.

CF = Calculated Calibration/Response Factor

FORM X Pesticides

Client Id: DB-2/S-1

Software Version: 4.1<1L22>
Date: 7/14/2017 07:46 AM
Sample Name : 54993 2xc cu
Data File : E:\TC2017\ECD7\07-JUL\713A032.RAW Date: 7/13/2017 07:30 PM
Sequence File: E:\TC2017\ECD7\07-JUL\PEST_SEQ.SEQ Cycle: 230 Channel : A
Instrument : AUTO_ECD7 Rack/Vial: 0/0 Operator: CW
Sample Amount : 1.0000 Dilution Factor : 1.00

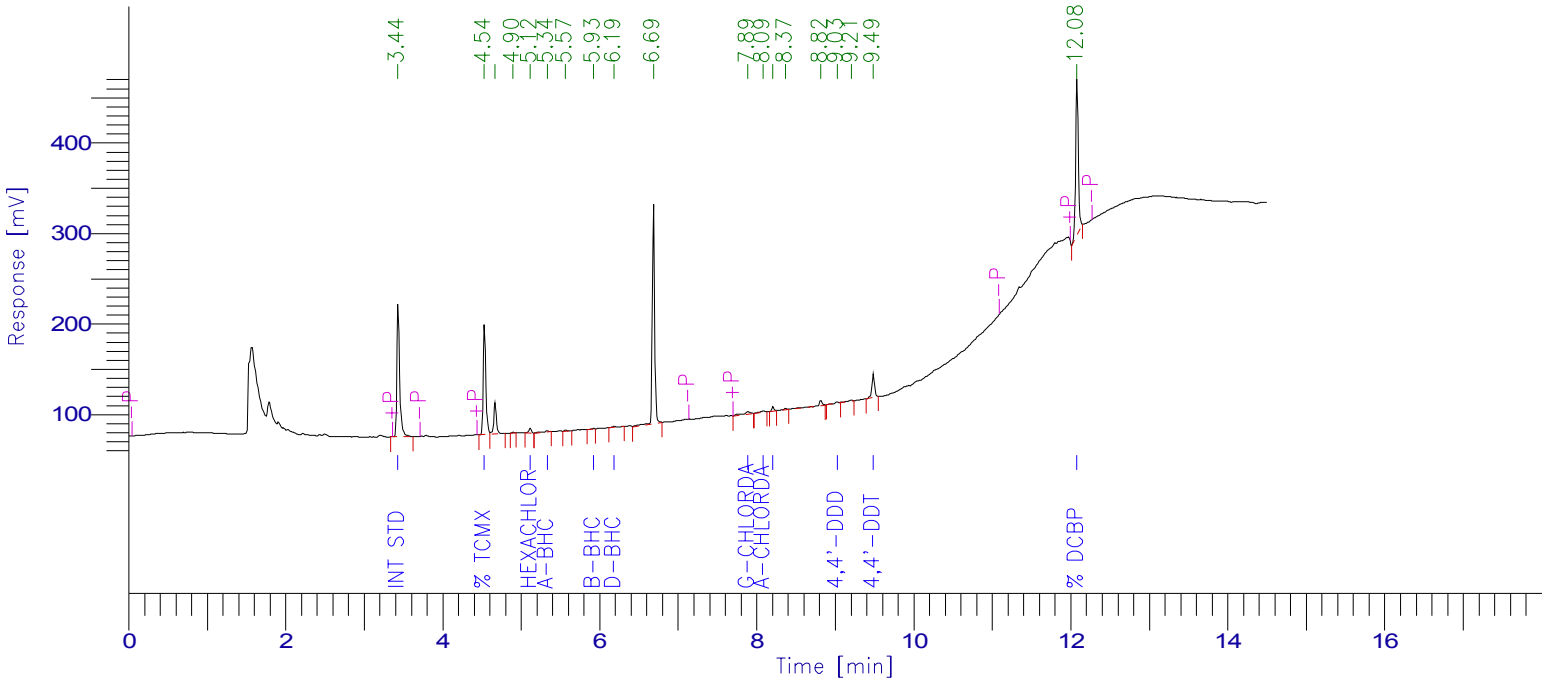

PESTICIDE REPORT

Peak #	Time [min]	Component Name	Raw Amount	Surrogate Recovery TCMX & DCBP	Multiplier	Adjusted Amount for Labowrks	Area [µV·s]
1	3.437	Int Std	100.0000	250.0000	1.0000	100.0000	359734.63
2	4.535	% TCMX	68.4850	171.2124	1.0000	68.4850	276277.07
5	5.117	Hexachlorobenzene	1.0098	2.5245	1.0000	1.0098	11168.37
6	5.336	a-BHC	1.0665	2.6663	1.0000	1.0665	8850.19
0	5.806	g-BHC	0.0000	0.0000	1.0000	0.0000	0.00
8	5.928	b-BHC	0.4212	1.0531	1.0000	0.4212	1555.06
9	6.187	d-BHC	0.4641	1.1602	1.0000	0.4641	3760.56
0	6.472	Heptachlor	0.0000	0.0000	1.0000	0.0000	0.00
0	6.885	Aldrin	0.0000	0.0000	1.0000	0.0000	0.00
0	7.733	Heptachlor epoxide	0.0000	0.0000	1.0000	0.0000	0.00
11	7.888	g-Chlordane	2.5016	6.2540	1.0000	2.5016	18661.97
12	8.089	a-Chlordane	0.7737	1.9342	1.0000	0.7737	5680.86
13	8.208	4,4'-DDE	1.6182	4.0455	1.0000	1.6182	11003.53
0	8.285	Endosulfan I	0.0000	0.0000	1.0000	0.0000	0.00
0	8.628	Dieldrin	0.0000	0.0000	1.0000	0.0000	0.00
0	8.967	Endrin	0.0000	0.0000	1.0000	0.0000	0.00
16	9.027	4,4'-DDD	1.1792	2.9481	1.0000	1.1792	5721.50
0	9.305	Endosulfan II	0.0000	0.0000	1.0000	0.0000	0.00
18	9.486	4,4'-DDT	11.0860	27.7150	1.0000	11.0860	61431.50
0	9.924	Endrin aldehyde	0.0000	0.0000	1.0000	0.0000	0.00
0	10.182	Methoxychlor	0.0000	0.0000	1.0000	0.0000	0.00
0	10.372	Mirex	0.0000	0.0000	1.0000	0.0000	0.00
0	10.507	Endosulfan sulfate	0.0000	0.0000	1.0000	0.0000	0.00
0	10.869	Endrin Ketone	0.0000	0.0000	1.0000	0.0000	0.00
19	12.078	% DCBP	63.7592	159.3979	1.0000	63.7592	417277.84
				630.9111	25.0000	252.3644	1181123.08

Client Id: DB-2/S-1

Software Version: 4.1<1L22>
Date: 7/14/2017 07:43 AM
Sample Name : 54993 2xc cu
Data File : E:\TC2017\ECD7\07-JUL\713B032.RAW Date: 7/13/2017 07:30 PM
Sequence File: E:\TC2017\ECD7\07-JUL\PEST_SEQ.SEQ Cycle: 230 Channel : B
Instrument : AUTO_ECD7 Rack/Vial: 0/0 Operator: CW
Sample Amount : 1.0000 Dilution Factor : 1.00

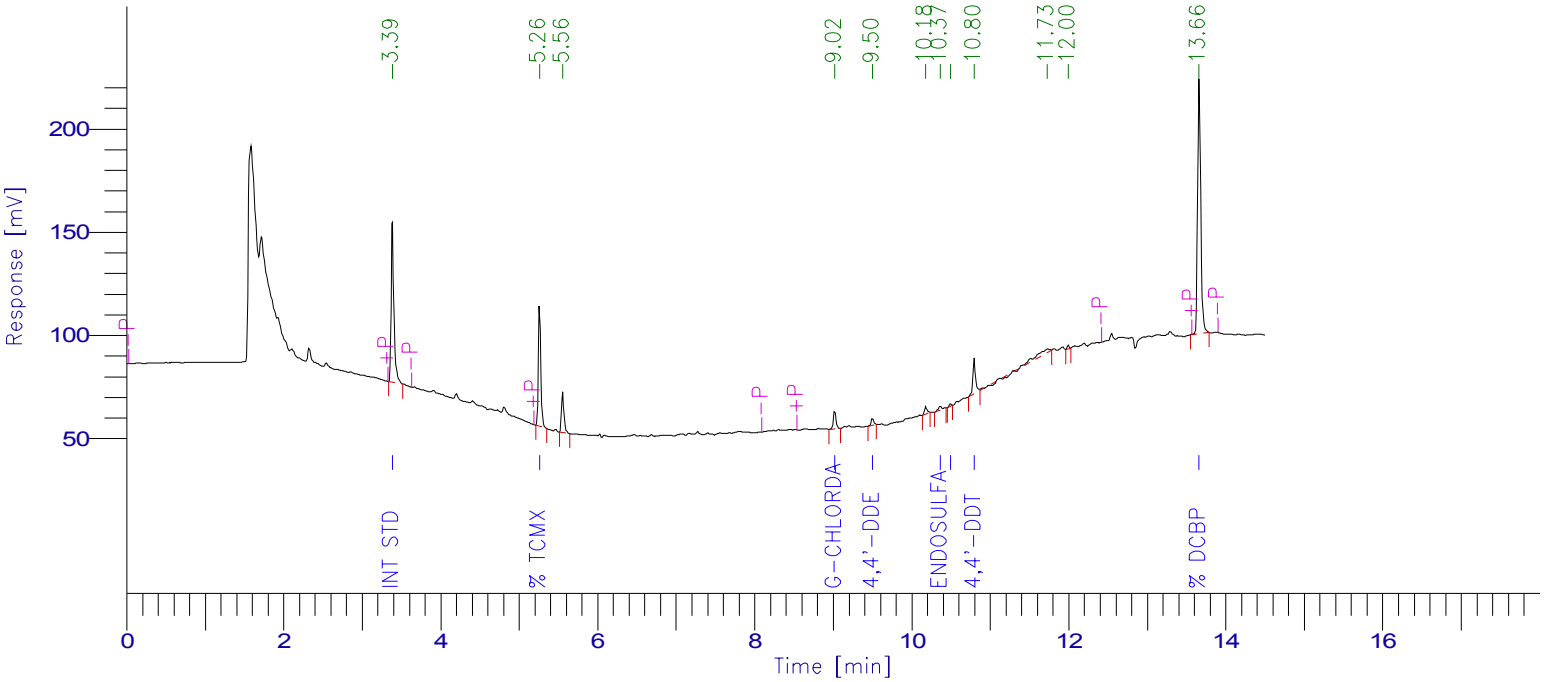

PESTICIDE REPORT

Peak #	Time [min]	Component Name	Raw Amount	Surrogate Recovery TCMX & DCBP	Multiplier	Adjusted Amount for Labowrks	Area [µV·s]
1	3.388	Int Std	100.0000	250.0000	1.0000	100.0000	199703.26
2	5.262	% TCMX	70.6774	176.6936	1.0000	70.6774	125359.47
0	5.969	a-BHC	0.0000	0.0000	1.0000	0.0000	0.00
0	6.040	Hexachlorobenzene	0.0000	0.0000	1.0000	0.0000	0.00
0	6.479	g-BHC	0.0000	0.0000	1.0000	0.0000	0.00
0	6.802	b-BHC	0.0000	0.0000	1.0000	0.0000	0.00
0	7.153	d-BHC	0.0000	0.0000	1.0000	0.0000	0.00
0	7.396	Heptachlor	0.0000	0.0000	1.0000	0.0000	0.00
0	7.905	Aldrin	0.0000	0.0000	1.0000	0.0000	0.00
0	8.592	Heptachlor epoxide	0.0000	0.0000	1.0000	0.0000	0.00
4	9.020	g-Chlordane	4.5643	11.4108	1.0000	4.5643	20643.09
0	9.157	a-Chlordane	0.0000	0.0000	1.0000	0.0000	0.00
0	9.214	Endosulfan I	0.0000	0.0000	1.0000	0.0000	0.00
5	9.500	4,4'-DDE	1.7650	4.4126	1.0000	1.7650	7473.75
0	9.685	Dieldrin	0.0000	0.0000	1.0000	0.0000	0.00
0	10.045	Endrin	0.0000	0.0000	1.0000	0.0000	0.00
0	10.338	4,4'-DDD	0.0000	0.0000	1.0000	0.0000	0.00
7	10.365	Endosulfan II	1.5887	3.9718	1.0000	1.5887	6638.92
8	10.496	Endrin aldehyde	0.8022	2.0055	1.0000	0.8022	2700.38
9	10.797	4,4'-DDT	12.5219	31.3048	1.0000	12.5219	40508.02
0	10.931	Endosulfan sulfate	0.0000	0.0000	1.0000	0.0000	0.00
0	11.493	Methoxychlor	0.0000	0.0000	1.0000	0.0000	0.00
0	11.561	Endrin Ketone	0.0000	0.0000	1.0000	0.0000	0.00
0	12.209	Mirex	0.0000	0.0000	1.0000	0.0000	0.00
12	13.660	% DCBP	72.2596	180.6489	1.0000	72.2596	338702.30
				660.4480	25.0000	264.1792	741729.19

1D

PESTICIDE ORGANICS ANALYSIS DATA SHEET

CLIENT SAMPLE NO.

DB-1/S-2

Lab Name: Phoenix Environmental Client: NETC

Lab Code: Phoenix Instr: ECD7 Column.: CLP 1 0.32 SDG No.: GBY54991

Matrix: (soil/water) SOIL Lab Sample ID: BY54994

Sample wt/vol: 15.07 (g/mL) g Lab File ID: 713A022

% Moisture: 24 decanted: (Y/N) N Date Received: 07/07/17

Extraction: (SepF/Cont/ASE) 3545 Date Extracted: 07/12/17

Concentrated Extract Volume: 5000 (uL) Date Analyzed: 07/13/17

Injection Volume: 1 (ul) Dilution Factor: 2

CONCENTRATION UNITS:
(mg/L or mg/Kg) ug/Kg

CAS NO.	COMPOUND	CF	CONC	P/C	Q	MDL	PQL
319-84-6	alpha-BHC	2.307	8.7	P	U	8.7	8.7
319-85-7	beta-BHC	NA	8.7	P	U	8.7	8.7
319-86-8	delta-BHC	NA	8.7	P	U	8.7	8.7
58-89-9	gamma-BHC (Lindane)	2.199	5.0	P	U1	5.0	5.0
76-44-8	Heptachlor	NA	8.7	P	U	8.7	8.7
309-00-2	Aldrin	NA	4.4	P	U	4.4	4.4
1024-57-3	Heptachlor Epoxide	2.079	8.7	P	U	8.7	8.7
959-98-8	Endosulfan I	NA	8.7	P	U	8.7	8.7
60-57-1	Dieldrin	NA	4.4	P	U	4.4	4.4
72-55-9	4,4' -DDE	NA	2.6	P	U	2.6	2.6
72-20-8	Endrin	1.886	8.7	P	U	8.7	8.7
33213-65-9	Endosulfan II	NA	8.7	P	U	8.7	8.7
72-54-8	4,4' -DDD	NA	2.6	P	U	2.6	2.6
1031-07-8	Endosulfan Sulfate	NA	8.7	P	U	8.7	8.7
50-29-3	4,4' -DDT	NA	2.6	P	U	2.6	2.6
72-43-5	Methoxychlor	NA	44	P	U	44	44
53494-70-5	Endrin ketone	NA	8.7	P	U	8.7	8.7
7421-93-4	Endrin Aldehyde	1.527	8.7	P	U	8.7	8.7
8001-35-2	Toxaphene	NA	170	P	U	170	170
5103-71-9	alpha-Chlordane	NA	4.4	P	U	4.4	4.4
5103-74-2	gamma-Chlordane	2.074	4.4	P	U	4.4	4.4
57-74-9	Chlordane	NA	44	P	U	44	44
2051-24-3	Decachlorobiphenyl	1.819	94	P		%	%
877-09-8	Tetrachloro-m-xylene	1.121	99	P		%	%

57-74-9 Sample PQL Calc: (50raw * 2df * 5fv) / (15.07wt-vol * 0.76%sol) = 44

Both channels need to have the compound detected for a concentration to be reported on either channel.
U1=Due to matrix interference and/or the presence of a large amount of non-target material, the reporting level for this compound has been elevated.
U2=The presence of this compound was not confirmed by the analyst based on the characteristic pattern matching of multi-component parameters, retention time, and/or peak shape.

P/C: P=Primary Result C=Confirmation Result X=Not Used CF=Calculated Calibration/Response Factor MC=Multi-Component

FORM I PEST

1D

PESTICIDE ORGANICS ANALYSIS DATA SHEET

CLIENT SAMPLE NO.

DB-1/S-2

Lab Name: Phoenix Environmental Client: NETC

Lab Code: Phoenix Instr: ECD7 Column.: RTX-440 0.32 SDG No.: GBY54991

Matrix: (soil/water) SOIL Lab Sample ID: BY54994

Sample wt/vol: 15.07 (g/mL) g Lab File ID: 713B022

% Moisture: 24 decanted: (Y/N) N Date Received: 07/07/17

Extraction: (SepF/Cont/ASE) 3545 Date Extracted: 07/12/17

Concentrated Extract Volume: 5000 (uL) Date Analyzed: 07/13/17

Injection Volume: 1 (ul) Dilution Factor: 2

CONCENTRATION UNITS:
(mg/L or mg/Kg) ug/Kg

CAS NO.	COMPOUND	CF	CONC	P/C	Q	MDL	PQL
319-84-6	alpha-BHC	NA	8.7	C	U	8.7	8.7
319-85-7	beta-BHC	NA	8.7	C	U	8.7	8.7
319-86-8	delta-BHC	NA	8.7	C	U	8.7	8.7
58-89-9	gamma-BHC (Lindane)	2.377	5.0	C	U1	5.0	5.0
76-44-8	Heptachlor	NA	8.7	C	U	8.7	8.7
309-00-2	Aldrin	NA	4.4	C	U	4.4	4.4
1024-57-3	Heptachlor Epoxide	NA	8.7	C	U	8.7	8.7
959-98-8	Endosulfan I	NA	8.7	C	U	8.7	8.7
60-57-1	Dieldrin	NA	4.4	C	U	4.4	4.4
72-55-9	4,4' -DDE	NA	2.6	C	U	2.6	2.6
72-20-8	Endrin	NA	8.7	C	U	8.7	8.7
33213-65-9	Endosulfan II	NA	8.7	C	U	8.7	8.7
72-54-8	4,4' -DDD	NA	2.6	C	U	2.6	2.6
1031-07-8	Endosulfan Sulfate	NA	8.7	C	U	8.7	8.7
50-29-3	4,4' -DDT	1.620	2.6	C	U	2.6	2.6
72-43-5	Methoxychlor	NA	44	C	U	44	44
53494-70-5	Endrin ketone	NA	8.7	C	U	8.7	8.7
7421-93-4	Endrin Aldehyde	NA	8.7	C	U	8.7	8.7
8001-35-2	Toxaphene	NA	170	C	U	170	170
5103-71-9	alpha-Chlordane	NA	4.4	C	U	4.4	4.4
5103-74-2	gamma-Chlordane	2.265	4.4	C	U	4.4	4.4
57-74-9	Chlordane	NA	44	C	U	44	44
2051-24-3	Decachlorobiphenyl	2.347	62	C		%	%
877-09-8	Tetrachloro-m-xylene	0.888	62	C		%	%

57-74-9 Sample PQL Calc: (50raw * 2df * 5fv) / (15.07wt-vol * 0.76%sol) = 44

Both channels need to have the compound detected for a concentration to be reported on either channel.
U1=Due to matrix interference and/or the presence of a large amount of non-target material, the reporting level for this compound has been elevated.
U2=The presence of this compound was not confirmed by the analyst based on the characteristic pattern matching of multi-component parameters, retention time, and/or peak shape.

P/C: P=Primary Result C=Confirmation Result X=Not Used CF=Calculated Calibration/Response Factor MC=Multi-Component

FORM I PEST

Client Id: DB-1/S-2

Software Version: 4.1<1L22>
Date: 7/14/2017 07:45 AM
Sample Name : 54994 2xc cu
Data File : E:\TC2017\ECD7\07-JUL\713A022.RAW Date: 7/13/2017 04:07 PM
Sequence File: E:\TC2017\ECD7\07-JUL\PEST_SEQ.SEQ Cycle: 220 Channel : A
Instrument : AUTO_ECD7 Rack/Vial: 0/0 Operator: CW
Sample Amount : 1.0000 Dilution Factor : 1.00

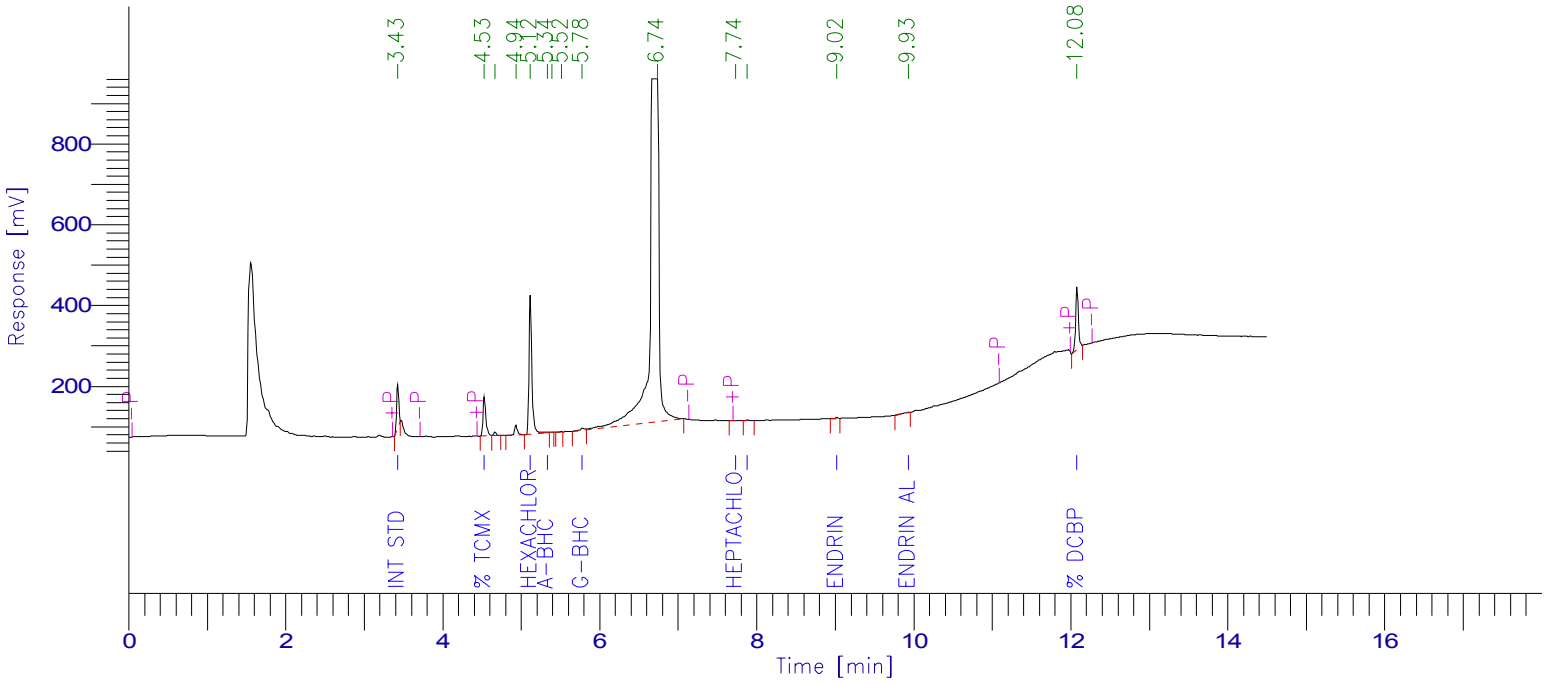

PESTICIDE REPORT

Peak #	Time [min]	Component Name	Raw Amount	Surrogate Recovery TCMX & DCBP	Multiplier	Adjusted Amount for Labowrks	Area [µV·s]
1	3.433	Int Std	100.0000	250.0000	1.0000	100.0000	221283.29
2	4.533	% TCMX	99.4773	248.6931	1.0000	99.4773	246853.75
5	5.119	Hexachlorobenzene	125.5320	313.8299	1.0000	125.5320	854019.01
6	5.336	a-BHC	2.2150	5.5376	1.0000	2.2150	11306.66
9	5.782	g-BHC	3.7245	9.3113	1.0000	3.7245	18119.80
0	5.971	b-BHC	0.0000	0.0000	1.0000	0.0000	0.00
0	6.222	d-BHC	0.0000	0.0000	1.0000	0.0000	0.00
0	6.509	Heptachlor	0.0000	0.0000	1.0000	0.0000	0.00
0	6.924	Aldrin	0.0000	0.0000	1.0000	0.0000	0.00
11	7.738	Heptachlor epoxide	0.9186	2.2964	1.0000	0.9186	4224.99
12	7.883	g-Chlordane	1.3732	3.4329	1.0000	1.3732	6301.26
0	8.125	a-Chlordane	0.0000	0.0000	1.0000	0.0000	0.00
0	8.238	4,4'-DDE	0.0000	0.0000	1.0000	0.0000	0.00
0	8.320	Endosulfan I	0.0000	0.0000	1.0000	0.0000	0.00
0	8.664	Dieldrin	0.0000	0.0000	1.0000	0.0000	0.00
13	9.024	Endrin	1.4702	3.6754	1.0000	1.4702	6135.40
0	9.102	4,4'-DDD	0.0000	0.0000	1.0000	0.0000	0.00
0	9.345	Endosulfan II	0.0000	0.0000	1.0000	0.0000	0.00
0	9.521	4,4'-DDT	0.0000	0.0000	1.0000	0.0000	0.00
14	9.934	Endrin aldehyde	3.1713	7.9282	1.0000	3.1713	10715.11
0	10.226	Methoxychlor	0.0000	0.0000	1.0000	0.0000	0.00
0	10.417	Mirex	0.0000	0.0000	1.0000	0.0000	0.00
0	10.553	Endosulfan sulfate	0.0000	0.0000	1.0000	0.0000	0.00
0	10.915	Endrin Ketone	0.0000	0.0000	1.0000	0.0000	0.00
15	12.078	% DCBP	93.5270	233.8174	1.0000	93.5270	376518.24
				1078.5224	25.0000	431.4089	1755477.50

Client Id: DB-1/S-2

Software Version: 4.1<1L22>
Date: 7/14/2017 07:43 AM
Sample Name : 54994 2xc cu
Data File : E:\TC2017\ECD7\07-JUL\713B022.RAW Date: 7/13/2017 04:07 PM
Sequence File: E:\TC2017\ECD7\07-JUL\PEST_SEQ.SEQ Cycle: 220 Channel : B
Instrument : AUTO_ECD7 Rack/Vial: 0/0 Operator: CW
Sample Amount : 1.0000 Dilution Factor : 1.00

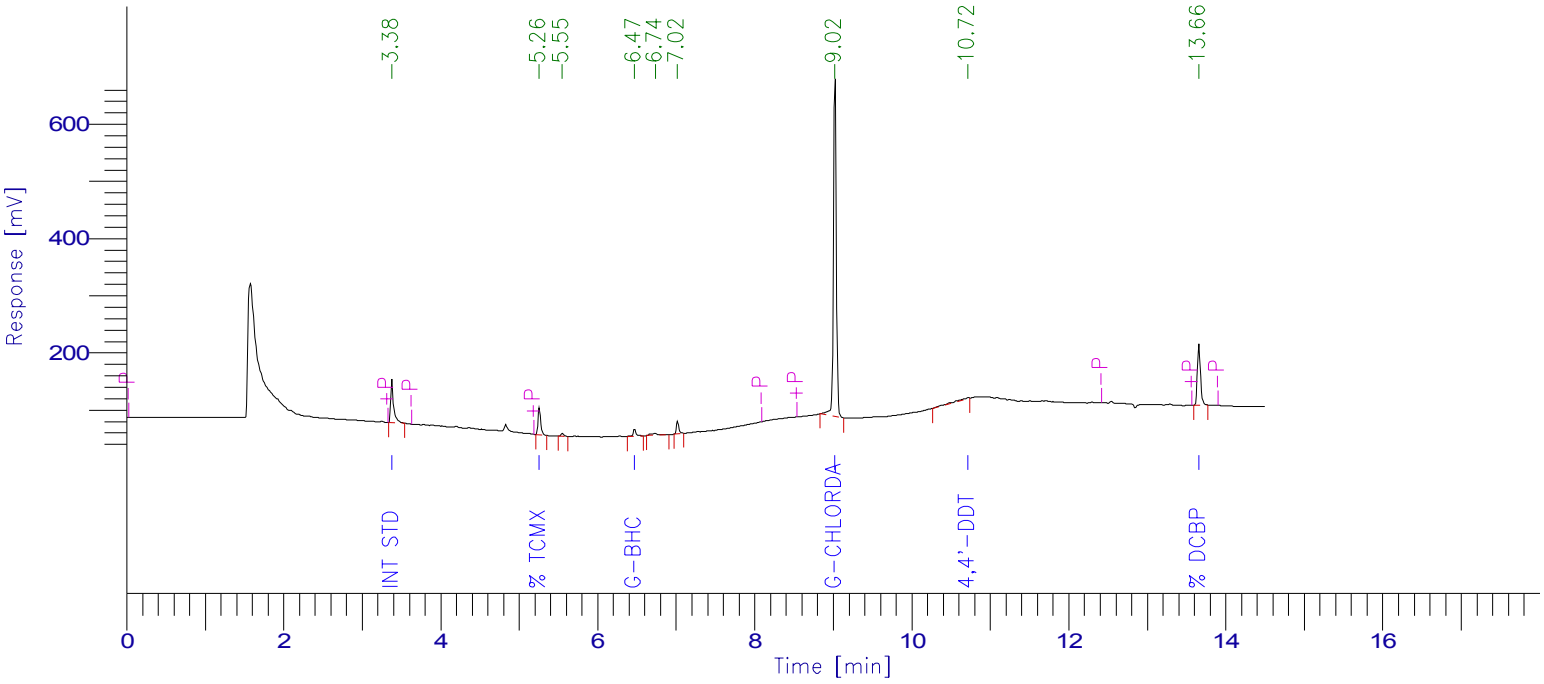

PESTICIDE REPORT

Peak #	Time [min]	Component Name	Raw Amount	Surrogate Recovery TCMX & DCBP	Multiplier	Adjusted Amount for Labowrks	Area [µV·s]
1	3.383	Int Std	100.0000	250.0000	1.0000	100.0000	198474.07
2	5.259	% TCMX	62.2199	155.5498	1.0000	62.2199	109679.25
0	5.969	a-BHC	0.0000	0.0000	1.0000	0.0000	0.00
0	6.040	Hexachlorobenzene	0.0000	0.0000	1.0000	0.0000	0.00
4	6.473	g-BHC	6.0589	15.1473	1.0000	6.0589	28586.11
0	6.802	b-BHC	0.0000	0.0000	1.0000	0.0000	0.00
0	7.153	d-BHC	0.0000	0.0000	1.0000	0.0000	0.00
0	7.396	Heptachlor	0.0000	0.0000	1.0000	0.0000	0.00
0	7.905	Aldrin	0.0000	0.0000	1.0000	0.0000	0.00
0	8.592	Heptachlor epoxide	0.0000	0.0000	1.0000	0.0000	0.00
7	9.024	g-Chlordane	331.9049	829.7623	1.0000	331.9049	1491871.28
0	9.157	a-Chlordane	0.0000	0.0000	1.0000	0.0000	0.00
0	9.214	Endosulfan I	0.0000	0.0000	1.0000	0.0000	0.00
0	9.510	4,4'-DDE	0.0000	0.0000	1.0000	0.0000	0.00
0	9.685	Dieldrin	0.0000	0.0000	1.0000	0.0000	0.00
0	10.045	Endrin	0.0000	0.0000	1.0000	0.0000	0.00
0	10.338	4,4'-DDD	0.0000	0.0000	1.0000	0.0000	0.00
0	10.388	Endosulfan II	0.0000	0.0000	1.0000	0.0000	0.00
0	10.585	Endrin aldehyde	0.0000	0.0000	1.0000	0.0000	0.00
8	10.717	4,4'-DDT	10.4733	26.1832	1.0000	10.4733	33672.21
0	10.931	Endosulfan sulfate	0.0000	0.0000	1.0000	0.0000	0.00
0	11.493	Methoxychlor	0.0000	0.0000	1.0000	0.0000	0.00
0	11.561	Endrin Ketone	0.0000	0.0000	1.0000	0.0000	0.00
0	12.209	Mirex	0.0000	0.0000	1.0000	0.0000	0.00
9	13.657	% DCBP	62.3358	155.8395	1.0000	62.3358	290388.28
				1432.4822	25.0000	572.9929	2152671.20

1D

PESTICIDE ORGANICS ANALYSIS DATA SHEET

CLIENT SAMPLE NO.

USB-1/S-1

Lab Name: Phoenix Environmental Client: NETC

Lab Code: Phoenix Instr: ECD7 Column.: CLP 1 0.32 SDG No.: GBY54991

Matrix: (soil/water) SOIL Lab Sample ID: BY54995

Sample wt/vol: 15.35 (g/mL) g Lab File ID: 713A024

% Moisture: 15 decanted: (Y/N) N Date Received: 07/07/17

Extraction: (SepF/Cont/ASE) 3545 Date Extracted: 07/12/17

Concentrated Extract Volume: 5000 (uL) Date Analyzed: 07/13/17

Injection Volume: 1 (ul) Dilution Factor: 2

CONCENTRATION UNITS:
(mg/L or mg/Kg) ug/Kg

CAS NO.	COMPOUND	CF	CONC	P/C	Q	MDL	PQL
319-84-6	alpha-BHC	2.307	7.7	P	U	7.7	7.7
319-85-7	beta-BHC	1.026	7.7	P	U	7.7	7.7
319-86-8	delta-BHC	2.253	7.7	P	U	7.7	7.7
58-89-9	gamma-BHC (Lindane)	NA	1.5	P	U	1.5	1.5
76-44-8	Heptachlor	2.500	7.7	P	U	7.7	7.7
309-00-2	Aldrin	2.179	3.8	P	U	3.8	3.8
1024-57-3	Heptachlor Epoxide	2.079	7.7	P	U	7.7	7.7
959-98-8	Endosulfan I	NA	7.7	P	U	7.7	7.7
60-57-1	Dieldrin	2.068	3.8	P	U	3.8	3.8
72-55-9	4,4' -DDE	1.890	3.3	P	U1	3.3	3.3
72-20-8	Endrin	1.886	7.7	P	U	7.7	7.7
33213-65-9	Endosulfan II	1.815	7.7	P	U	7.7	7.7
72-54-8	4,4' -DDD	1.349	2.3	P	U	2.3	2.3
1031-07-8	Endosulfan Sulfate	NA	7.7	P	U	7.7	7.7
50-29-3	4,4' -DDT	1.540	2.3	P	U	2.3	2.3
72-43-5	Methoxychlor	0.918	38	P	U	38	38
53494-70-5	Endrin ketone	NA	7.7	P	U	7.7	7.7
7421-93-4	Endrin Aldehyde	1.527	7.7	P	U	7.7	7.7
8001-35-2	Toxaphene	NA	150	P	U	150	150
5103-71-9	alpha-Chlordane	NA	3.8	P	U	3.8	3.8
5103-74-2	gamma-Chlordane	2.074	3.8	P	U	3.8	3.8
57-74-9	Chlordane	NA	38	P	U	38	38
2051-24-3	Decachlorobiphenyl	1.819	67	P		%	%
877-09-8	Tetrachloro-m-xylene	1.121	70	P		%	%

57-74-9 Sample PQL Calc: (50raw * 2df * 5fv) / (15.35wt-vol * 0.85%sol) = 38

Both channels need to have the compound detected for a concentration to be reported on either channel.
U1=Due to matrix interference and/or the presence of a large amount of non-target material, the reporting level for this compound has been elevated.
U2=The presence of this compound was not confirmed by the analyst based on the characteristic pattern matching of multi-component parameters, retention time, and/or peak shape.

P/C: P=Primary Result C=Confirmation Result X=Not Used CF=Calculated Calibration/Response Factor MC=Multi-Component

1D

PESTICIDE ORGANICS ANALYSIS DATA SHEET

CLIENT SAMPLE NO.

USB-1/S-1

Lab Name: Phoenix Environmental Client: NETC

Lab Code: Phoenix Instr: ECD7 Column.: RTX-440 0.32 SDG No.: GBY54991

Matrix: (soil/water) SOIL Lab Sample ID: BY54995

Sample wt/vol: 15.35 (g/mL) g Lab File ID: 713B024

% Moisture: 15 decanted: (Y/N) N Date Received: 07/07/17

Extraction: (SepF/Cont/ASE) 3545 Date Extracted: 07/12/17

Concentrated Extract Volume: 5000 (uL) Date Analyzed: 07/13/17

Injection Volume: 1 (ul) Dilution Factor: 2

CONCENTRATION UNITS:
(mg/L or mg/Kg) ug/Kg

CAS NO.	COMPOUND	CF	CONC	P/C	Q	MDL	PQL
319-84-6	alpha-BHC	2.270	7.7	C	U	7.7	7.7
319-85-7	beta-BHC	NA	7.7	C	U	7.7	7.7
319-86-8	delta-BHC	NA	7.7	C	U	7.7	7.7
58-89-9	gamma-BHC (Lindane)	NA	1.5	C	U	1.5	1.5
76-44-8	Heptachlor	2.631	7.7	C	U	7.7	7.7
309-00-2	Aldrin	NA	3.8	C	U	3.8	3.8
1024-57-3	Heptachlor Epoxide	NA	7.7	C	U	7.7	7.7
959-98-8	Endosulfan I	NA	7.7	C	U	7.7	7.7
60-57-1	Dieldrin	NA	3.8	C	U	3.8	3.8
72-55-9	4,4' -DDE	2.120	3.3	C	U1	3.3	3.3
72-20-8	Endrin	NA	7.7	C	U	7.7	7.7
33213-65-9	Endosulfan II	NA	7.7	C	U	7.7	7.7
72-54-8	4,4' -DDD	1.435	2.3	C	U	2.3	2.3
1031-07-8	Endosulfan Sulfate	2.007	7.7	C	U	7.7	7.7
50-29-3	4,4' -DDT	1.620	2.3	C	U	2.3	2.3
72-43-5	Methoxychlor	1.002	38	C	U	38	38
53494-70-5	Endrin ketone	NA	7.7	C	U	7.7	7.7
7421-93-4	Endrin Aldehyde	1.686	7.7	C	U	7.7	7.7
8001-35-2	Toxaphene	NA	150	C	U	150	150
5103-71-9	alpha-Chlordane	NA	3.8	C	U	3.8	3.8
5103-74-2	gamma-Chlordane	2.265	3.8	C	U	3.8	3.8
57-74-9	Chlordane	NA	38	C	U	38	38
2051-24-3	Decachlorobiphenyl	2.347	78	C		%	%
877-09-8	Tetrachloro-m-xylene	0.888	77	C		%	%

57-74-9 Sample PQL Calc: (50raw * 2df * 5fv) / (15.35wt-vol * 0.85%sol) = 38

Both channels need to have the compound detected for a concentration to be reported on either channel.
U1=Due to matrix interference and/or the presence of a large amount of non-target material, the reporting level for this compound has been elevated.
U2=The presence of this compound was not confirmed by the analyst based on the characteristic pattern matching of multi-component parameters, retention time, and/or peak shape.

P/C: P=Primary Result C=Confirmation Result X=Not Used CF=Calculated Calibration/Response Factor MC=Multi-Component

FORM I PEST

Client Id: USB-1/S-1

Software Version: 4.1<1L22>
Date: 7/14/2017 07:45 AM
Sample Name : 54995 2xc cu
Data File : E:\TC2017\ECD7\07-JUL\713A024.RAW Date: 7/13/2017 04:47 PM
Sequence File: E:\TC2017\ECD7\07-JUL\PEST_SEQ.SEQ Cycle: 222 Channel : A
Instrument : AUTO_ECD7 Rack/Vial: 0/0 Operator: CW
Sample Amount : 1.0000 Dilution Factor : 1.00

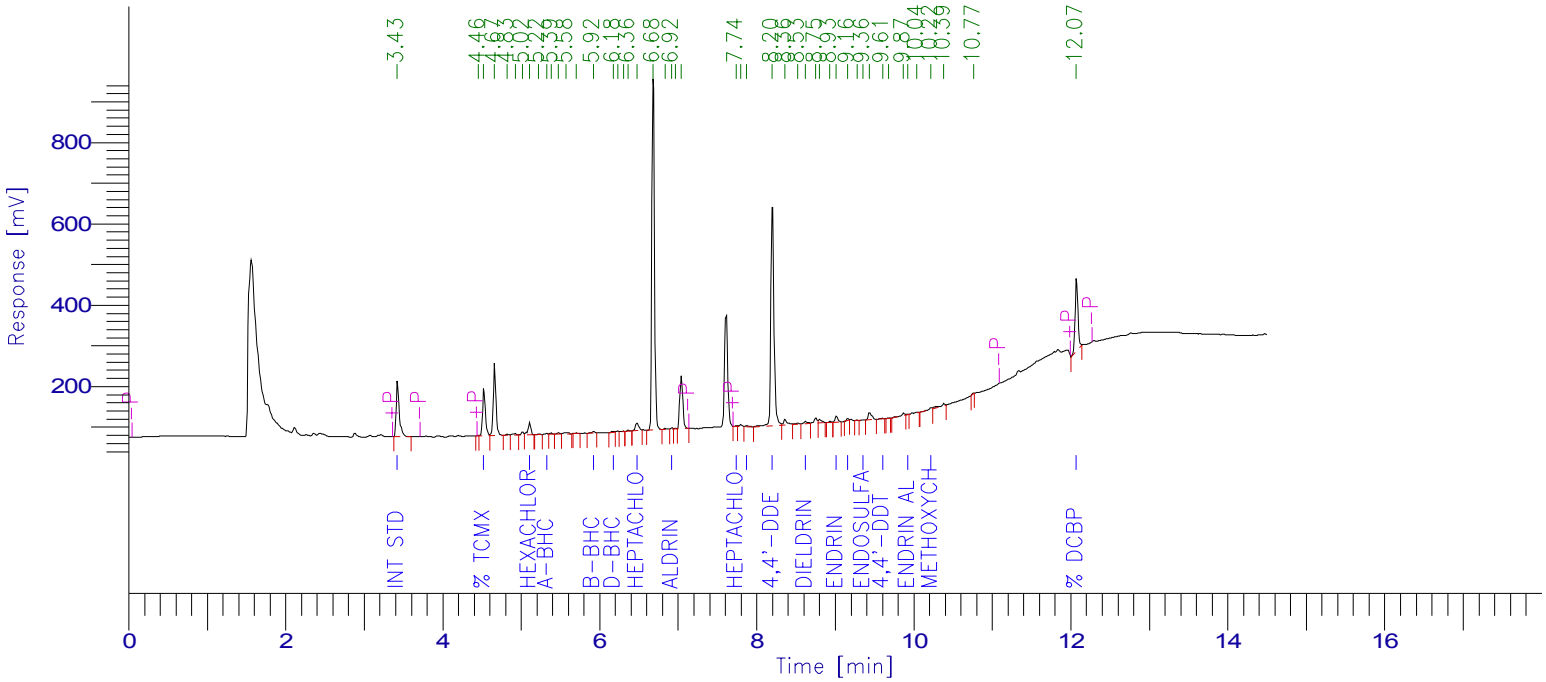

PESTICIDE REPORT

Peak #	Time [min]	Component Name	Raw Amount	Surrogate Recovery TCMX & DCBP	Multiplier	Adjusted Amount for Labowrks	Area [µV·s]
1	3.429	Int Std	100.0000	250.0000	1.0000	100.0000	368402.04
3	4.528	% TCMX	69.5931	173.9827	1.0000	69.5931	287511.57
8	5.111	Hexachlorobenzene	6.7086	16.7716	1.0000	6.7086	75983.89
10	5.330	a-BHC	0.8100	2.0249	1.0000	0.8100	6883.27
0	5.839	g-BHC	0.0000	0.0000	1.0000	0.0000	0.00
15	5.923	b-BHC	3.1845	7.9612	1.0000	3.1845	12039.37
16	6.178	d-BHC	0.9135	2.2838	1.0000	0.9135	7581.17
20	6.477	Heptachlor	5.7635	14.4089	1.0000	5.7635	53085.15
23	6.923	Aldrin	0.9786	2.4466	1.0000	0.9786	7856.21
26	7.742	Heptachlor epoxide	0.6035	1.5087	1.0000	0.6035	4621.21
28	7.875	g-Chlordane	1.1945	2.9863	1.0000	1.1945	9125.91
0	8.125	a-Chlordane	0.0000	0.0000	1.0000	0.0000	0.00
29	8.200	4,4'-DDE	226.1446	565.3615	1.0000	226.1446	1574818.34
0	8.320	Endosulfan I	0.0000	0.0000	1.0000	0.0000	0.00
32	8.621	Dieldrin	2.9876	7.4690	1.0000	2.9876	22759.19
36	9.016	Endrin	4.8627	12.1568	1.0000	4.8627	33785.53
37	9.163	4,4'-DDD	1.8359	4.5898	1.0000	1.8359	9122.28
39	9.358	Endosulfan II	0.5279	1.3197	1.0000	0.5279	3530.09
41	9.605	4,4'-DDT	1.0213	2.5533	1.0000	1.0213	5795.86
44	9.927	Endrin aldehyde	0.5729	1.4322	1.0000	0.5729	3222.64
46	10.222	Methoxychlor	4.1290	10.3225	1.0000	4.1290	13968.30
0	10.417	Mirex	0.0000	0.0000	1.0000	0.0000	0.00
0	10.553	Endosulfan sulfate	0.0000	0.0000	1.0000	0.0000	0.00
0	10.915	Endrin Ketone	0.0000	0.0000	1.0000	0.0000	0.00
49	12.072	% DCBP	67.0070	167.5175	1.0000	67.0070	449099.54
				1247.0969	25.0000	498.8388	2949191.56

Client Id: USB-1/S-1

Software Version: 4.1<1L22>
Date: 7/14/2017 07:43 AM
Sample Name : 54995 2xc cu
Data File : E:\TC2017\ECD7\07-JUL\713B024.RAW Date: 7/13/2017 04:47 PM
Sequence File: E:\TC2017\ECD7\07-JUL\PEST_SEQ.SEQ Cycle: 222 Channel : B
Instrument : AUTO_ECD7 Rack/Vial: 0/0 Operator: CW
Sample Amount : 1.0000 Dilution Factor : 1.00

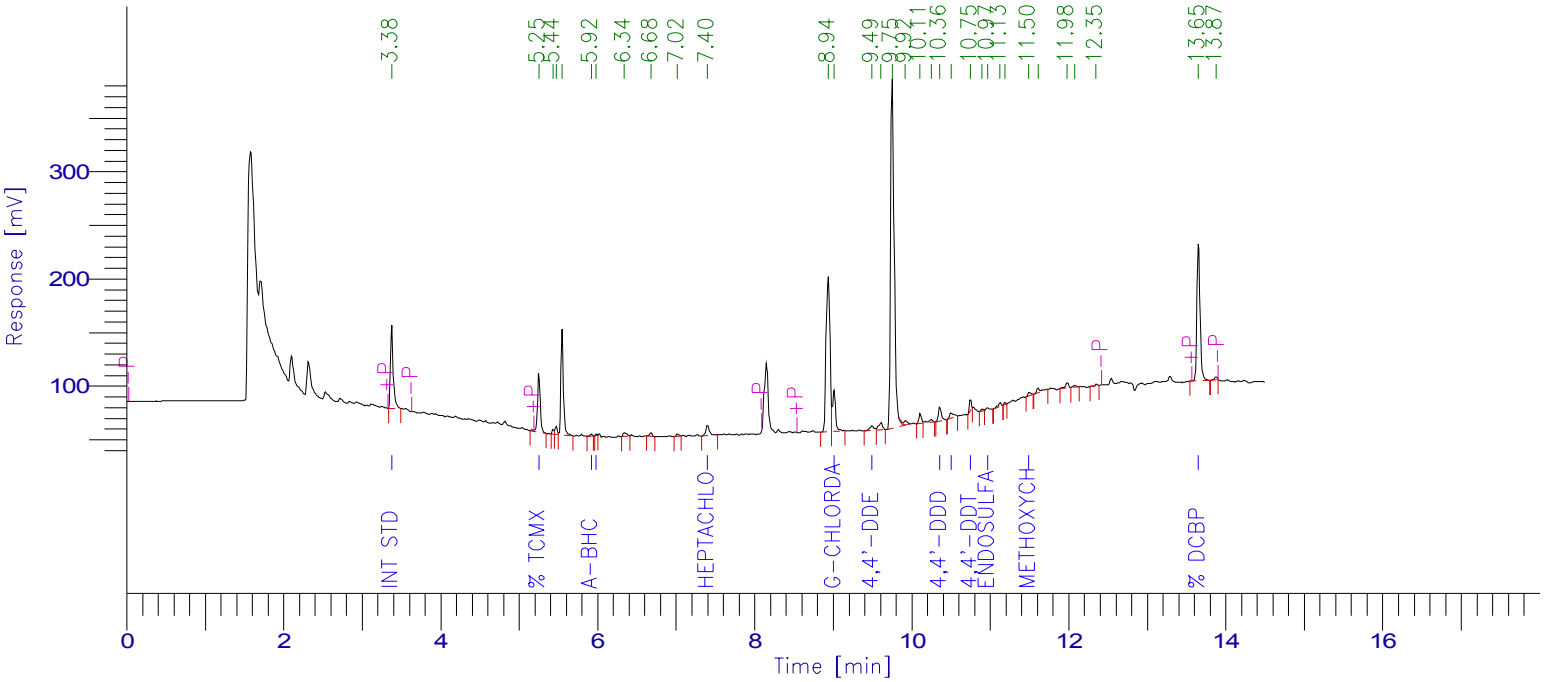

PESTICIDE REPORT

Peak #	Time [min]	Component Name	Raw Amount	Surrogate Recovery TCMX & DCBP	Multiplier	Adjusted Amount for Labowrks	Area [µV·s]
1	3.380	Int Std	100.0000	250.0000	1.0000	100.0000	192996.15
2	5.254	% TCMX	77.1711	192.9277	1.0000	77.1711	132280.09
6	5.922	a-BHC	0.8963	2.2407	1.0000	0.8963	3926.38
7	5.986	Hexachlorobenzene	0.3104	0.7761	1.0000	0.3104	2019.21
0	6.479	g-BHC	0.0000	0.0000	1.0000	0.0000	0.00
0	6.802	b-BHC	0.0000	0.0000	1.0000	0.0000	0.00
0	7.153	d-BHC	0.0000	0.0000	1.0000	0.0000	0.00
11	7.401	Heptachlor	5.6366	14.0916	1.0000	5.6366	28619.40
0	7.905	Aldrin	0.0000	0.0000	1.0000	0.0000	0.00
0	8.592	Heptachlor epoxide	0.0000	0.0000	1.0000	0.0000	0.00
13	9.013	g-Chlordane	21.6009	54.0023	1.0000	21.6009	94413.61
0	9.157	a-Chlordane	0.0000	0.0000	1.0000	0.0000	0.00
0	9.214	Endosulfan I	0.0000	0.0000	1.0000	0.0000	0.00
14	9.493	4,4'-DDE	4.2281	10.5702	1.0000	4.2281	17301.77
0	9.685	Dieldrin	0.0000	0.0000	1.0000	0.0000	0.00
0	10.045	Endrin	0.0000	0.0000	1.0000	0.0000	0.00
20	10.358	4,4'-DDD	12.8116	32.0290	1.0000	12.8116	35472.47
0	10.388	Endosulfan II	0.0000	0.0000	1.0000	0.0000	0.00
21	10.502	Endrin aldehyde	5.9373	14.8432	1.0000	5.9373	19314.98
22	10.749	4,4'-DDT	6.3598	15.8995	1.0000	6.3598	19882.84
24	10.968	Endosulfan sulfate	1.6106	4.0264	1.0000	1.6106	6239.44
27	11.495	Methoxychlor	4.4199	11.0497	1.0000	4.4199	8551.22
0	11.561	Endrin Ketone	0.0000	0.0000	1.0000	0.0000	0.00
0	12.209	Mirex	0.0000	0.0000	1.0000	0.0000	0.00
32	13.651	% DCBP	78.3085	195.7713	1.0000	78.3085	354727.90
				798.2276	25.0000	319.2910	915745.45

1D

PESTICIDE ORGANICS ANALYSIS DATA SHEET

CLIENT SAMPLE NO.

USB-1/S-3

Lab Name: Phoenix Environmental Client: NETC

Lab Code: Phoenix Instr: ECD7 Column.: CLP 1 0.32 SDG No.: GBY54991

Matrix: (soil/water) SOIL Lab Sample ID: BY54996

Sample wt/vol: 15.1 (g/mL) g Lab File ID: 713A033

% Moisture: 20 decanted: (Y/N) N Date Received: 07/07/17

Extraction: (SepF/Cont/ASE) 3545 Date Extracted: 07/12/17

Concentrated Extract Volume: 5000 (uL) Date Analyzed: 07/13/17

Injection Volume: 1 (ul) Dilution Factor: 2

CONCENTRATION UNITS:
(mg/L or mg/Kg) ug/Kg

CAS NO.	COMPOUND	CF	CONC	P/C	Q	MDL	PQL
319-84-6	alpha-BHC	2.307	8.3	P	U	8.3	8.3
319-85-7	beta-BHC	1.026	8.3	P	U	8.3	8.3
319-86-8	delta-BHC	NA	8.3	P	U	8.3	8.3
58-89-9	gamma-BHC (Lindane)	2.199	2.0	P	U	2.0	2.0
76-44-8	Heptachlor	NA	8.3	P	U	8.3	8.3
309-00-2	Aldrin	NA	4.1	P	U	4.1	4.1
1024-57-3	Heptachlor Epoxide	NA	8.3	P	U	8.3	8.3
959-98-8	Endosulfan I	NA	8.3	P	U	8.3	8.3
60-57-1	Dieldrin	NA	4.1	P	U	4.1	4.1
72-55-9	4,4' -DDE	NA	2.5	P	U	2.5	2.5
72-20-8	Endrin	NA	8.3	P	U	8.3	8.3
33213-65-9	Endosulfan II	NA	8.3	P	U	8.3	8.3
72-54-8	4,4' -DDD	1.349	2.5	P	U	2.5	2.5
1031-07-8	Endosulfan Sulfate	NA	8.3	P	U	8.3	8.3
50-29-3	4,4' -DDT	NA	2.5	P	U	2.5	2.5
72-43-5	Methoxychlor	NA	41	P	U	41	41
53494-70-5	Endrin ketone	NA	8.3	P	U	8.3	8.3
7421-93-4	Endrin Aldehyde	1.527	8.3	P	U	8.3	8.3
8001-35-2	Toxaphene	NA	170	P	U	170	170
5103-71-9	alpha-Chlordane	NA	4.1	P	U	4.1	4.1
5103-74-2	gamma-Chlordane	2.074	4.1	P	U	4.1	4.1
57-74-9	Chlordane	NA	41	P	U	41	41
2051-24-3	Decachlorobiphenyl	1.819	83	P		%	%
877-09-8	Tetrachloro-m-xylene	1.121	80	P		%	%

57-74-9 Sample PQL Calc: (50raw * 2df * 5fv) / (15.10wt-vol * 0.80%sol) = 41

Both channels need to have the compound detected for a concentration to be reported on either channel.
U1=Due to matrix interference and/or the presence of a large amount of non-target material, the reporting level for this compound has been elevated.
U2=The presence of this compound was not confirmed by the analyst based on the characteristic pattern matching of multi-component parameters, retention time, and/or peak shape.

P/C: P=Primary Result C=Confirmation Result X=Not Used CF=Calculated Calibration/Response Factor MC=Multi-Component

FORM I PEST

1D

PESTICIDE ORGANICS ANALYSIS DATA SHEET

CLIENT SAMPLE NO.

USB-1/S-3

Lab Name: Phoenix Environmental Client: NETC

Lab Code: Phoenix Instr: ECD7 Column.: RTX-440 0.32 SDG No.: GBY54991

Matrix: (soil/water) SOIL Lab Sample ID: BY54996

Sample wt/vol: 15.1 (g/mL) g Lab File ID: 713B033

% Moisture: 20 decanted: (Y/N) N Date Received: 07/07/17

Extraction: (SepF/Cont/ASE) 3545 Date Extracted: 07/12/17

Concentrated Extract Volume: 5000 (uL) Date Analyzed: 07/13/17

Injection Volume: 1 (ul) Dilution Factor: 2

CONCENTRATION UNITS:
(mg/L or mg/Kg) ug/Kg

CAS NO.	COMPOUND	CF	CONC	P/C	Q	MDL	PQL
319-84-6	alpha-BHC	NA	8.3	C	U	8.3	8.3
319-85-7	beta-BHC	NA	8.3	C	U	8.3	8.3
319-86-8	delta-BHC	NA	8.3	C	U	8.3	8.3
58-89-9	gamma-BHC (Lindane)	2.377	2.0	C	U	2.0	2.0
76-44-8	Heptachlor	NA	8.3	C	U	8.3	8.3
309-00-2	Aldrin	NA	4.1	C	U	4.1	4.1
1024-57-3	Heptachlor Epoxide	NA	8.3	C	U	8.3	8.3
959-98-8	Endosulfan I	NA	8.3	C	U	8.3	8.3
60-57-1	Dieldrin	NA	4.1	C	U	4.1	4.1
72-55-9	4,4' -DDE	NA	2.5	C	U	2.5	2.5
72-20-8	Endrin	NA	8.3	C	U	8.3	8.3
33213-65-9	Endosulfan II	NA	8.3	C	U	8.3	8.3
72-54-8	4,4' -DDD	NA	2.5	C	U	2.5	2.5
1031-07-8	Endosulfan Sulfate	NA	8.3	C	U	8.3	8.3
50-29-3	4,4' -DDT	1.620	2.5	C	U	2.5	2.5
72-43-5	Methoxychlor	NA	41	C	U	41	41
53494-70-5	Endrin ketone	NA	8.3	C	U	8.3	8.3
7421-93-4	Endrin Aldehyde	NA	8.3	C	U	8.3	8.3
8001-35-2	Toxaphene	NA	170	C	U	170	170
5103-71-9	alpha-Chlordane	NA	4.1	C	U	4.1	4.1
5103-74-2	gamma-Chlordane	2.265	4.1	C	U	4.1	4.1
57-74-9	Chlordane	NA	41	C	U	41	41
2051-24-3	Decachlorobiphenyl	2.347	70	C		%	%
877-09-8	Tetrachloro-m-xylene	0.888	70	C		%	%

57-74-9 Sample PQL Calc: (50raw * 2df * 5fv) / (15.10wt-vol * 0.80%sol) = 41

Both channels need to have the compound detected for a concentration to be reported on either channel.
U1=Due to matrix interference and/or the presence of a large amount of non-target material, the reporting level for this compound has been elevated.
U2=The presence of this compound was not confirmed by the analyst based on the characteristic pattern matching of multi-component parameters, retention time, and/or peak shape.

P/C: P=Primary Result C=Confirmation Result X=Not Used CF=Calculated Calibration/Response Factor MC=Multi-Component

Client Id: USB-1/S-3

Software Version: 4.1<1L22>
Date: 7/14/2017 07:46 AM
Sample Name : 54996 2xc cu
Data File : E:\TC2017\ECD7\07-JUL\713A033.RAW Date: 7/13/2017 07:51 PM
Sequence File: E:\TC2017\ECD7\07-JUL\PEST_SEQ.SEQ Cycle: 231 Channel : A
Instrument : AUTO_ECD7 Rack/Vial: 0/0 Operator: CW
Sample Amount : 1.0000 Dilution Factor : 1.00

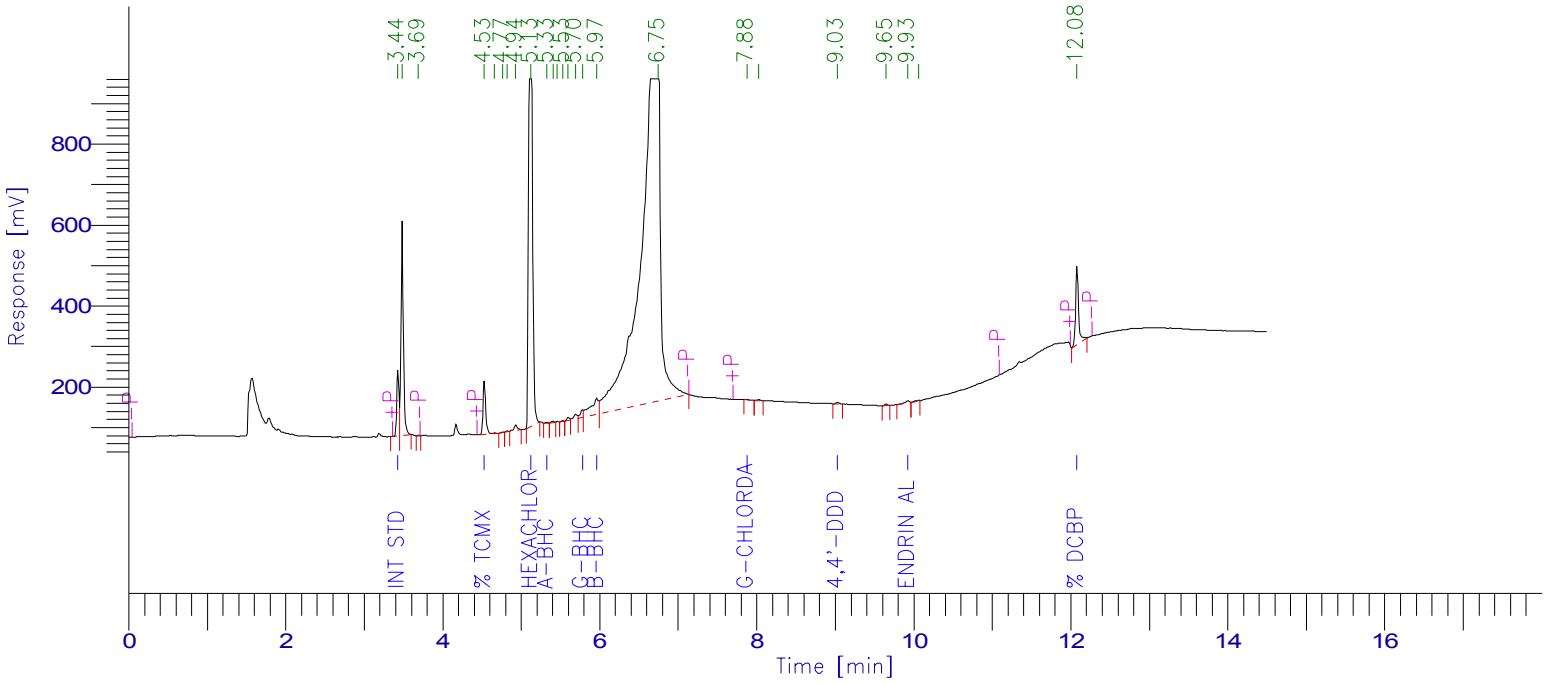

PESTICIDE REPORT

Peak #	Time [min]	Component Name	Raw Amount	Surrogate Recovery TCMX & DCBP	Multiplier	Adjusted Amount for Labowrks	Area [µV·s]
1	3.435	Int Std	100.0000	250.0000	1.0000	100.0000	336750.89
4	4.533	% TCMX	80.3313	200.8282	1.0000	80.3313	303361.71
9	5.127	Hexachlorobenzene	319.8360	799.5901	1.0000	319.8360	3311316.82
10	5.333	a-BHC	0.6395	1.5987	1.0000	0.6395	4967.35
16	5.785	g-BHC	7.0007	17.5017	1.0000	7.0007	51830.34
17	5.966	b-BHC	86.3289	215.8222	1.0000	86.3289	298338.18
0	6.187	d-BHC	0.0000	0.0000	1.0000	0.0000	0.00
0	6.472	Heptachlor	0.0000	0.0000	1.0000	0.0000	0.00
0	6.885	Aldrin	0.0000	0.0000	1.0000	0.0000	0.00
0	7.733	Heptachlor epoxide	0.0000	0.0000	1.0000	0.0000	0.00
19	7.879	g-Chlordane	0.5830	1.4574	1.0000	0.5830	4071.06
0	8.091	a-Chlordane	0.0000	0.0000	1.0000	0.0000	0.00
0	8.204	4,4'-DDE	0.0000	0.0000	1.0000	0.0000	0.00
0	8.285	Endosulfan I	0.0000	0.0000	1.0000	0.0000	0.00
0	8.628	Dieldrin	0.0000	0.0000	1.0000	0.0000	0.00
0	8.967	Endrin	0.0000	0.0000	1.0000	0.0000	0.00
21	9.027	4,4'-DDD	2.0049	5.0124	1.0000	2.0049	9106.27
0	9.305	Endosulfan II	0.0000	0.0000	1.0000	0.0000	0.00
0	9.480	4,4'-DDT	0.0000	0.0000	1.0000	0.0000	0.00
23	9.926	Endrin aldehyde	3.8309	9.5772	1.0000	3.8309	19697.82
0	10.182	Methoxychlor	0.0000	0.0000	1.0000	0.0000	0.00
0	10.372	Mirex	0.0000	0.0000	1.0000	0.0000	0.00
0	10.507	Endosulfan sulfate	0.0000	0.0000	1.0000	0.0000	0.00
0	10.869	Endrin Ketone	0.0000	0.0000	1.0000	0.0000	0.00
25	12.078	% DCBP	83.4177	208.5443	1.0000	83.4177	511055.05
				1709.9322	25.0000	683.9729	4850495.50

Client Id: USB-1/S-3

Software Version: 4.1<1L22>
Date: 7/14/2017 07:43 AM
Sample Name : 54996 2xc cu
Data File : E:\TC2017\ECD7\07-JUL\713B033.RAW Date: 7/13/2017 07:51 PM
Sequence File: E:\TC2017\ECD7\07-JUL\PEST_SEQ.SEQ Cycle: 231 Channel : B
Instrument : AUTO_ECD7 Rack/Vial: 0/0 Operator: CW
Sample Amount : 1.0000 Dilution Factor : 1.00

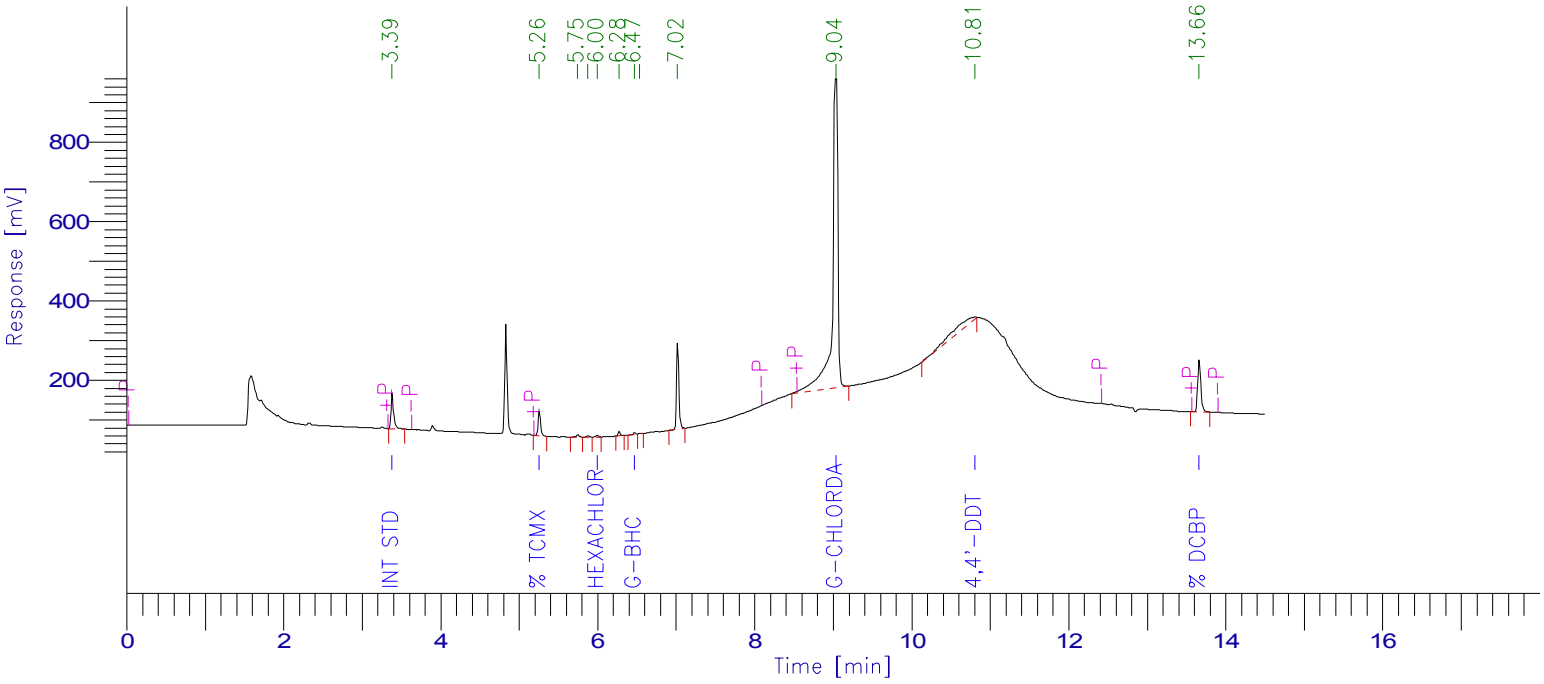

PESTICIDE REPORT

Peak #	Time [min]	Component Name	Raw Amount	Surrogate Recovery TCMX & DCBP	Multiplier	Adjusted Amount for Labowrks	Area [µV·s]
1	3.386	Int Std	100.0000	250.0000	1.0000	100.0000	221072.02
2	5.260	% TCMX	70.4078	176.0196	1.0000	70.4078	138243.91
0	5.969	a-BHC	0.0000	0.0000	1.0000	0.0000	0.00
5	5.999	Hexachlorobenzene	1.5171	3.7927	1.0000	1.5171	11303.52
7	6.473	g-BHC	2.0418	5.1045	1.0000	2.0418	10729.99
0	6.802	b-BHC	0.0000	0.0000	1.0000	0.0000	0.00
0	7.153	d-BHC	0.0000	0.0000	1.0000	0.0000	0.00
0	7.396	Heptachlor	0.0000	0.0000	1.0000	0.0000	0.00
0	7.905	Aldrin	0.0000	0.0000	1.0000	0.0000	0.00
0	8.592	Heptachlor epoxide	0.0000	0.0000	1.0000	0.0000	0.00
10	9.037	g-Chlordane	760.8931	1902.2328	1.0000	760.8931	3809529.36
0	9.157	a-Chlordane	0.0000	0.0000	1.0000	0.0000	0.00
0	9.214	Endosulfan I	0.0000	0.0000	1.0000	0.0000	0.00
0	9.510	4,4'-DDE	0.0000	0.0000	1.0000	0.0000	0.00
0	9.685	Dieldrin	0.0000	0.0000	1.0000	0.0000	0.00
0	10.045	Endrin	0.0000	0.0000	1.0000	0.0000	0.00
0	10.338	4,4'-DDD	0.0000	0.0000	1.0000	0.0000	0.00
0	10.388	Endosulfan II	0.0000	0.0000	1.0000	0.0000	0.00
0	10.585	Endrin aldehyde	0.0000	0.0000	1.0000	0.0000	0.00
11	10.807	4,4'-DDT	108.8855	272.2138	1.0000	108.8855	389932.13
0	10.931	Endosulfan sulfate	0.0000	0.0000	1.0000	0.0000	0.00
0	11.493	Methoxychlor	0.0000	0.0000	1.0000	0.0000	0.00
0	11.561	Endrin Ketone	0.0000	0.0000	1.0000	0.0000	0.00
0	12.209	Mirex	0.0000	0.0000	1.0000	0.0000	0.00
12	13.661	% DCBP	69.7259	174.3148	1.0000	69.7259	361797.69
				2783.6782	25.0000	1113.4713	4942608.62

1D

PESTICIDE ORGANICS ANALYSIS DATA SHEET

CLIENT SAMPLE NO.

USB-2/S-2

Lab Name: Phoenix Environmental Client: NETC

Lab Code: Phoenix Instr: ECD7 Column.: CLP 1 0.32 SDG No.: GBY54991

Matrix: (soil/water) SOIL Lab Sample ID: BY54997

Sample wt/vol: 15.08 (g/mL) g Lab File ID: 713A034

% Moisture: 16 decanted: (Y/N) N Date Received: 07/07/17

Extraction: (SepF/Cont/ASE) 3545 Date Extracted: 07/12/17

Concentrated Extract Volume: 5000 (uL) Date Analyzed: 07/13/17

Injection Volume: 1 (ul) Dilution Factor: 2

CONCENTRATION UNITS:
(mg/L or mg/Kg) ug/Kg

CAS NO.	COMPOUND	CF	CONC	P/C	Q	MDL	PQL
319-84-6	alpha-BHC	NA	7.9	P	U	7.9	7.9
319-85-7	beta-BHC	1.026	7.9	P	U	7.9	7.9
319-86-8	delta-BHC	2.253	7.9	P	U	7.9	7.9
58-89-9	gamma-BHC (Lindane)	NA	1.6	P	U	1.6	1.6
76-44-8	Heptachlor	2.500	7.9	P	U	7.9	7.9
309-00-2	Aldrin	NA	3.9	P	U	3.9	3.9
1024-57-3	Heptachlor Epoxide	NA	7.9	P	U	7.9	7.9
959-98-8	Endosulfan I	NA	7.9	P	U	7.9	7.9
60-57-1	Dieldrin	NA	3.9	P	U	3.9	3.9
72-55-9	4,4' -DDE	1.890	2.4	P	U	2.4	2.4
72-20-8	Endrin	1.886	7.9	P	U	7.9	7.9
33213-65-9	Endosulfan II	NA	7.9	P	U	7.9	7.9
72-54-8	4,4' -DDD	NA	2.4	P	U	2.4	2.4
1031-07-8	Endosulfan Sulfate	NA	7.9	P	U	7.9	7.9
50-29-3	4,4' -DDT	NA	2.4	P	U	2.4	2.4
72-43-5	Methoxychlor	NA	39	P	U	39	39
53494-70-5	Endrin ketone	NA	7.9	P	U	7.9	7.9
7421-93-4	Endrin Aldehyde	1.527	7.9	P	U	7.9	7.9
8001-35-2	Toxaphene	NA	160	P	U	160	160
5103-71-9	alpha-Chlordane	NA	3.9	P	U	3.9	3.9
5103-74-2	gamma-Chlordane	2.074	3.9	P	U	3.9	3.9
57-74-9	Chlordane	NA	39	P	U	39	39
2051-24-3	Decachlorobiphenyl	1.819	56	P		%	%
877-09-8	Tetrachloro-m-xylene	1.121	60	P		%	%

57-74-9 Sample PQL Calc: (50raw * 2df * 5fv) / (15.08wt-vol * 0.84%sol) = 39

Both channels need to have the compound detected for a concentration to be reported on either channel.
U1=Due to matrix interference and/or the presence of a large amount of non-target material, the reporting level for this compound has been elevated.
U2=The presence of this compound was not confirmed by the analyst based on the characteristic pattern matching of multi-component parameters, retention time, and/or peak shape.

P/C: P=Primary Result C=Confirmation Result X=Not Used CF=Calculated Calibration/Response Factor MC=Multi-Component

FORM I PEST

1D

PESTICIDE ORGANICS ANALYSIS DATA SHEET

CLIENT SAMPLE NO.

USB-2/S-2

Lab Name: Phoenix Environmental Client: NETC

Lab Code: Phoenix Instr: ECD7 Column.: RTX-440 0.32 SDG No.: GBY54991

Matrix: (soil/water) SOIL Lab Sample ID: BY54997

Sample wt/vol: 15.08 (g/mL) g Lab File ID: 713B034

% Moisture: 16 decanted: (Y/N) N Date Received: 07/07/17

Extraction: (SepF/Cont/ASE) 3545 Date Extracted: 07/12/17

Concentrated Extract Volume: 5000 (uL) Date Analyzed: 07/13/17

Injection Volume: 1 (ul) Dilution Factor: 2

CONCENTRATION UNITS:
(mg/L or mg/Kg) ug/Kg

CAS NO.	COMPOUND	CF	CONC	P/C	Q	MDL	PQL
319-84-6	alpha-BHC	NA	7.9	C	U	7.9	7.9
319-85-7	beta-BHC	NA	7.9	C	U	7.9	7.9
319-86-8	delta-BHC	NA	7.9	C	U	7.9	7.9
58-89-9	gamma-BHC (Lindane)	NA	1.6	C	U	1.6	1.6
76-44-8	Heptachlor	NA	7.9	C	U	7.9	7.9
309-00-2	Aldrin	NA	3.9	C	U	3.9	3.9
1024-57-3	Heptachlor Epoxide	NA	7.9	C	U	7.9	7.9
959-98-8	Endosulfan I	NA	7.9	C	U	7.9	7.9
60-57-1	Dieldrin	NA	3.9	C	U	3.9	3.9
72-55-9	4,4' -DDE	NA	2.4	C	U	2.4	2.4
72-20-8	Endrin	NA	7.9	C	U	7.9	7.9
33213-65-9	Endosulfan II	NA	7.9	C	U	7.9	7.9
72-54-8	4,4' -DDD	NA	2.4	C	U	2.4	2.4
1031-07-8	Endosulfan Sulfate	NA	7.9	C	U	7.9	7.9
50-29-3	4,4' -DDT	NA	2.4	C	U	2.4	2.4
72-43-5	Methoxychlor	NA	39	C	U	39	39
53494-70-5	Endrin ketone	NA	7.9	C	U	7.9	7.9
7421-93-4	Endrin Aldehyde	NA	7.9	C	U	7.9	7.9
8001-35-2	Toxaphene	NA	160	C	U	160	160
5103-71-9	alpha-Chlordane	NA	3.9	C	U	3.9	3.9
5103-74-2	gamma-Chlordane	2.265	3.9	C	U	3.9	3.9
57-74-9	Chlordane	NA	39	C	U	39	39
2051-24-3	Decachlorobiphenyl	2.347	63	C		%	%
877-09-8	Tetrachloro-m-xylene	0.888	63	C		%	%

57-74-9 Sample PQL Calc: (50raw * 2df * 5fv) / (15.08wt-vol * 0.84%sol) = 39

Both channels need to have the compound detected for a concentration to be reported on either channel.
U1=Due to matrix interference and/or the presence of a large amount of non-target material, the reporting level for this compound has been elevated.
U2=The presence of this compound was not confirmed by the analyst based on the characteristic pattern matching of multi-component parameters, retention time, and/or peak shape.

P/C: P=Primary Result C=Confirmation Result X=Not Used CF=Calculated Calibration/Response Factor MC=Multi-Component

Client Id: USB-2/S-2

Software Version: 4.1<1L22>
Date: 7/14/2017 07:46 AM
Sample Name : 54997 2xc cu
Data File : E:\TC2017\ECD7\07-JUL\713A034.RAW Date: 7/13/2017 08:11 PM
Sequence File: E:\TC2017\ECD7\07-JUL\PEST_SEQ.SEQ Cycle: 232 Channel : A
Instrument : AUTO_ECD7 Rack/Vial: 0/0 Operator: CW
Sample Amount : 1.0000 Dilution Factor : 1.00

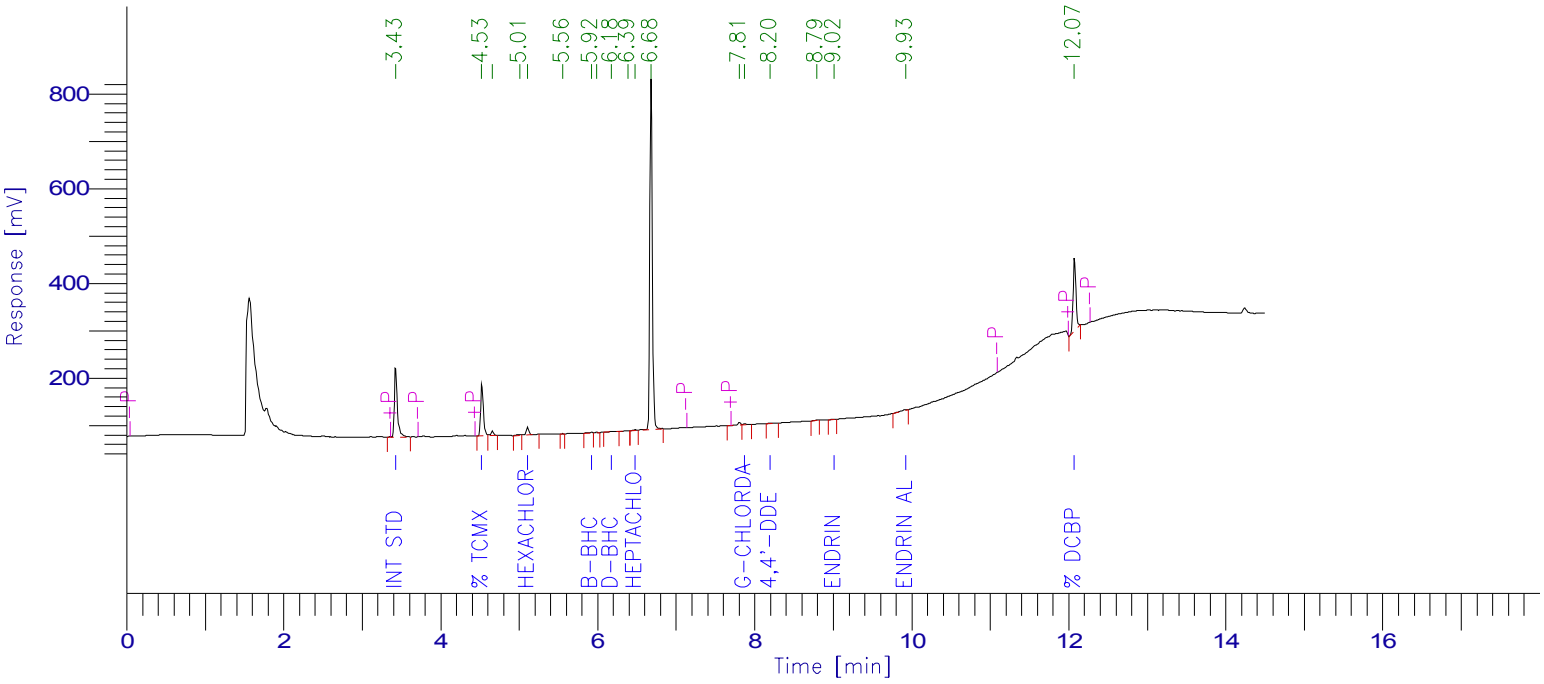

PESTICIDE REPORT

Peak #	Time [min]	Component Name	Raw Amount	Surrogate Recovery TCMX & DCBP	Multiplier	Adjusted Amount for Labowrks	Area [µV·s]
1	3.430	Int Std	100.0000	250.0000	1.0000	100.0000	385828.10
2	4.528	% TCMX	60.4988	151.2470	1.0000	60.4988	261762.76
5	5.111	Hexachlorobenzene	3.3371	8.3427	1.0000	3.3371	39584.27
0	5.347	a-BHC	0.0000	0.0000	1.0000	0.0000	0.00
0	5.806	g-BHC	0.0000	0.0000	1.0000	0.0000	0.00
7	5.922	b-BHC	1.1575	2.8938	1.0000	1.1575	4583.23
9	6.179	d-BHC	0.5693	1.4233	1.0000	0.5693	4948.18
11	6.482	Heptachlor	0.7027	1.7567	1.0000	0.7027	6778.33
0	6.885	Aldrin	0.0000	0.0000	1.0000	0.0000	0.00
0	7.733	Heptachlor epoxide	0.0000	0.0000	1.0000	0.0000	0.00
14	7.877	g-Chlordane	1.0718	2.6796	1.0000	1.0718	8575.78
0	8.091	a-Chlordane	0.0000	0.0000	1.0000	0.0000	0.00
15	8.203	4,4'-DDE	0.5297	1.3242	1.0000	0.5297	3863.00
0	8.285	Endosulfan I	0.0000	0.0000	1.0000	0.0000	0.00
0	8.628	Dieldrin	0.0000	0.0000	1.0000	0.0000	0.00
17	9.016	Endrin	0.3379	0.8446	1.0000	0.3379	2458.39
0	9.063	4,4'-DDD	0.0000	0.0000	1.0000	0.0000	0.00
0	9.305	Endosulfan II	0.0000	0.0000	1.0000	0.0000	0.00
0	9.480	4,4'-DDT	0.0000	0.0000	1.0000	0.0000	0.00
18	9.927	Endrin aldehyde	1.9979	4.9948	1.0000	1.9979	11770.17
0	10.182	Methoxychlor	0.0000	0.0000	1.0000	0.0000	0.00
0	10.372	Mirex	0.0000	0.0000	1.0000	0.0000	0.00
0	10.507	Endosulfan sulfate	0.0000	0.0000	1.0000	0.0000	0.00
0	10.869	Endrin Ketone	0.0000	0.0000	1.0000	0.0000	0.00
19	12.072	% DCBP	56.3490	140.8724	1.0000	56.3490	395530.72
				566.3790	25.0000	226.5516	1125682.91

Client Id: USB-2/S-2

Software Version: 4.1<1L22>
Date: 7/14/2017 07:43 AM
Sample Name : 54997 2xc cu
Data File : E:\TC2017\ECD7\07-JUL\713B034.RAW Date: 7/13/2017 08:11 PM
Sequence File: E:\TC2017\ECD7\07-JUL\PEST_SEQ.SEQ Cycle: 232 Channel : B
Instrument : AUTO_ECD7 Rack/Vial: 0/0 Operator: CW
Sample Amount : 1.0000 Dilution Factor : 1.00

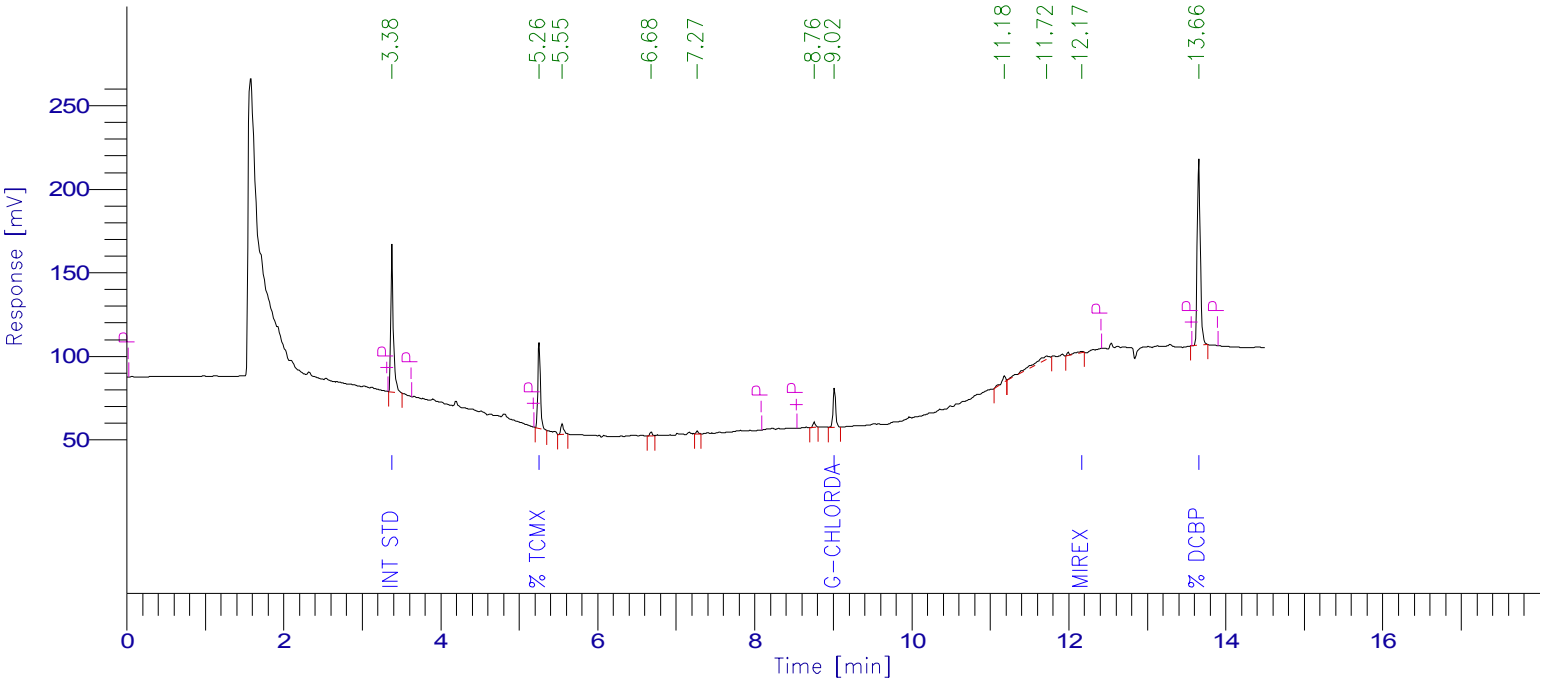

PESTICIDE REPORT

Peak #	Time [min]	Component Name	Raw Amount	Surrogate Recovery TCMX & DCBP	Multiplier	Adjusted Amount for Labowrks	Area [µV·s]
1	3.383	Int Std	100.0000	250.0000	1.0000	100.0000	207566.58
2	5.257	% TCMX	62.9678	157.4195	1.0000	62.9678	116082.58
0	5.969	a-BHC	0.0000	0.0000	1.0000	0.0000	0.00
0	6.040	Hexachlorobenzene	0.0000	0.0000	1.0000	0.0000	0.00
0	6.479	g-BHC	0.0000	0.0000	1.0000	0.0000	0.00
0	6.802	b-BHC	0.0000	0.0000	1.0000	0.0000	0.00
0	7.153	d-BHC	0.0000	0.0000	1.0000	0.0000	0.00
0	7.396	Heptachlor	0.0000	0.0000	1.0000	0.0000	0.00
0	7.905	Aldrin	0.0000	0.0000	1.0000	0.0000	0.00
0	8.592	Heptachlor epoxide	0.0000	0.0000	1.0000	0.0000	0.00
7	9.016	g-Chlordane	11.0835	27.7087	1.0000	11.0835	52101.15
0	9.157	a-Chlordane	0.0000	0.0000	1.0000	0.0000	0.00
0	9.214	Endosulfan I	0.0000	0.0000	1.0000	0.0000	0.00
0	9.510	4,4'-DDE	0.0000	0.0000	1.0000	0.0000	0.00
0	9.685	Dieldrin	0.0000	0.0000	1.0000	0.0000	0.00
0	10.045	Endrin	0.0000	0.0000	1.0000	0.0000	0.00
0	10.338	4,4'-DDD	0.0000	0.0000	1.0000	0.0000	0.00
0	10.388	Endosulfan II	0.0000	0.0000	1.0000	0.0000	0.00
0	10.585	Endrin aldehyde	0.0000	0.0000	1.0000	0.0000	0.00
0	10.804	4,4'-DDT	0.0000	0.0000	1.0000	0.0000	0.00
0	10.931	Endosulfan sulfate	0.0000	0.0000	1.0000	0.0000	0.00
0	11.493	Methoxychlor	0.0000	0.0000	1.0000	0.0000	0.00
0	11.561	Endrin Ketone	0.0000	0.0000	1.0000	0.0000	0.00
10	12.169	Mirex	2.8621	7.1553	1.0000	2.8621	10346.35
11	13.655	% DCBP	62.7302	156.8255	1.0000	62.7302	305612.99
				599.1090	25.0000	239.6436	691709.65

1D

PESTICIDE ORGANICS ANALYSIS DATA SHEET

CLIENT SAMPLE NO.

USB-2/S-3A

Lab Name: Phoenix Environmental Client: NETC

Lab Code: Phoenix Instr: ECD7 Column.: CLP 1 0.32 SDG No.: GBY54991

Matrix: (soil/water) SOIL Lab Sample ID: BY54998

Sample wt/vol: 15.13 (g/mL) g Lab File ID: 714A008

% Moisture: 18 decanted: (Y/N) N Date Received: 07/07/17

Extraction: (SepF/Cont/ASE) 3545 Date Extracted: 07/12/17

Concentrated Extract Volume: 5000 (uL) Date Analyzed: 07/14/17

Injection Volume: 1 (ul) Dilution Factor: 2

CONCENTRATION UNITS:
(mg/L or mg/Kg) ug/Kg

CAS NO.	COMPOUND	CF	CONC	P/C	Q	MDL	PQL
319-84-6	alpha-BHC	NA	8.1	P	U	8.1	8.1
319-85-7	beta-BHC	NA	8.1	P	U	8.1	8.1
319-86-8	delta-BHC	NA	8.1	P	U	8.1	8.1
58-89-9	gamma-BHC (Lindane)	NA	1.6	P	U	1.6	1.6
76-44-8	Heptachlor	NA	8.1	P	U	8.1	8.1
309-00-2	Aldrin	NA	4.0	P	U	4.0	4.0
1024-57-3	Heptachlor Epoxide	2.078	8.1	P	U	8.1	8.1
959-98-8	Endosulfan I	NA	8.1	P	U	8.1	8.1
60-57-1	Dieldrin	NA	4.0	P	U	4.0	4.0
72-55-9	4,4' -DDE	NA	2.4	P	U	2.4	2.4
72-20-8	Endrin	NA	8.1	P	U	8.1	8.1
33213-65-9	Endosulfan II	NA	8.1	P	U	8.1	8.1
72-54-8	4,4' -DDD	NA	2.4	P	U	2.4	2.4
1031-07-8	Endosulfan Sulfate	NA	8.1	P	U	8.1	8.1
50-29-3	4,4' -DDT	NA	2.4	P	U	2.4	2.4
72-43-5	Methoxychlor	NA	40	P	U	40	40
53494-70-5	Endrin ketone	NA	8.1	P	U	8.1	8.1
7421-93-4	Endrin Aldehyde	NA	8.1	P	U	8.1	8.1
8001-35-2	Toxaphene	NA	160	P	U	160	160
5103-71-9	alpha-Chlordane	NA	4.0	P	U	4.0	4.0
5103-74-2	gamma-Chlordane	2.074	4.0	P	U	4.0	4.0
57-74-9	Chlordane	NA	40	P	U	40	40
2051-24-3	Decachlorobiphenyl	1.819	53	P		%	%
877-09-8	Tetrachloro-m-xylene	1.121	60	P		%	%

57-74-9 Sample PQL Calc: (50raw * 2df * 5fv) / (15.13wt-vol * 0.82%sol) = 40

Both channels need to have the compound detected for a concentration to be reported on either channel.
U1=Due to matrix interference and/or the presence of a large amount of non-target material, the reporting level for this compound has been elevated.
U2=The presence of this compound was not confirmed by the analyst based on the characteristic pattern matching of multi-component parameters, retention time, and/or peak shape.

P/C: P=Primary Result C=Confirmation Result X=Not Used CF=Calculated Calibration/Response Factor MC=Multi-Component

1D

PESTICIDE ORGANICS ANALYSIS DATA SHEET

CLIENT SAMPLE NO.

USB-2/S-3A

Lab Name: Phoenix Environmental Client: NETC

Lab Code: Phoenix Instr: ECD7 Column.: RTX-440 0.32 SDG No.: GBY54991

Matrix: (soil/water) SOIL Lab Sample ID: BY54998

Sample wt/vol: 15.13 (g/mL) g Lab File ID: 714B008

% Moisture: 18 decanted: (Y/N) N Date Received: 07/07/17

Extraction: (SepF/Cont/ASE) 3545 Date Extracted: 07/12/17

Concentrated Extract Volume: 5000 (uL) Date Analyzed: 07/14/17

Injection Volume: 1 (ul) Dilution Factor: 2

CONCENTRATION UNITS:
(mg/L or mg/Kg) ug/Kg

CAS NO.	COMPOUND	CF	CONC	P/C	Q	MDL	PQL
319-84-6	alpha-BHC	NA	8.1	C	U	8.1	8.1
319-85-7	beta-BHC	NA	8.1	C	U	8.1	8.1
319-86-8	delta-BHC	NA	8.1	C	U	8.1	8.1
58-89-9	gamma-BHC (Lindane)	NA	1.6	C	U	1.6	1.6
76-44-8	Heptachlor	NA	8.1	C	U	8.1	8.1
309-00-2	Aldrin	NA	4.0	C	U	4.0	4.0
1024-57-3	Heptachlor Epoxide	NA	8.1	C	U	8.1	8.1
959-98-8	Endosulfan I	NA	8.1	C	U	8.1	8.1
60-57-1	Dieldrin	NA	4.0	C	U	4.0	4.0
72-55-9	4,4' -DDE	NA	2.4	C	U	2.4	2.4
72-20-8	Endrin	NA	8.1	C	U	8.1	8.1
33213-65-9	Endosulfan II	NA	8.1	C	U	8.1	8.1
72-54-8	4,4' -DDD	NA	2.4	C	U	2.4	2.4
1031-07-8	Endosulfan Sulfate	NA	8.1	C	U	8.1	8.1
50-29-3	4,4' -DDT	1.620	2.4	C	U	2.4	2.4
72-43-5	Methoxychlor	NA	40	C	U	40	40
53494-70-5	Endrin ketone	NA	8.1	C	U	8.1	8.1
7421-93-4	Endrin Aldehyde	NA	8.1	C	U	8.1	8.1
8001-35-2	Toxaphene	NA	160	C	U	160	160
5103-71-9	alpha-Chlordane	NA	4.0	C	U	4.0	4.0
5103-74-2	gamma-Chlordane	NA	4.0	C	U	4.0	4.0
57-74-9	Chlordane	NA	40	C	U	40	40
2051-24-3	Decachlorobiphenyl	2.347	62	C		%	%
877-09-8	Tetrachloro-m-xylene	0.888	58	C		%	%

57-74-9 Sample PQL Calc: (50raw * 2df * 5fv) / (15.13wt-vol * 0.82%sol) = 40

Both channels need to have the compound detected for a concentration to be reported on either channel.
U1=Due to matrix interference and/or the presence of a large amount of non-target material, the reporting level for this compound has been elevated.
U2=The presence of this compound was not confirmed by the analyst based on the characteristic pattern matching of multi-component parameters, retention time, and/or peak shape.

P/C: P=Primary Result C=Confirmation Result X=Not Used CF=Calculated Calibration/Response Factor MC=Multi-Component

Client Id: USB-2/S-3A

Software Version: 4.1<1L22>
Date: 7/14/2017 11:25 AM
Sample Name : 54998 2xc cu
Data File : E:\TC2017\ECD7\07-JUL\714A008.RAW Date: 7/14/2017 10:51 AM
Sequence File: E:\TC2017\ECD7\07-JUL\PEST_SEQ.SEQ Cycle: 246 Channel : A
Instrument : AUTO_ECD7 Rack/Vial: 0/0 Operator: CW
Sample Amount : 1.0000 Dilution Factor : 1.00

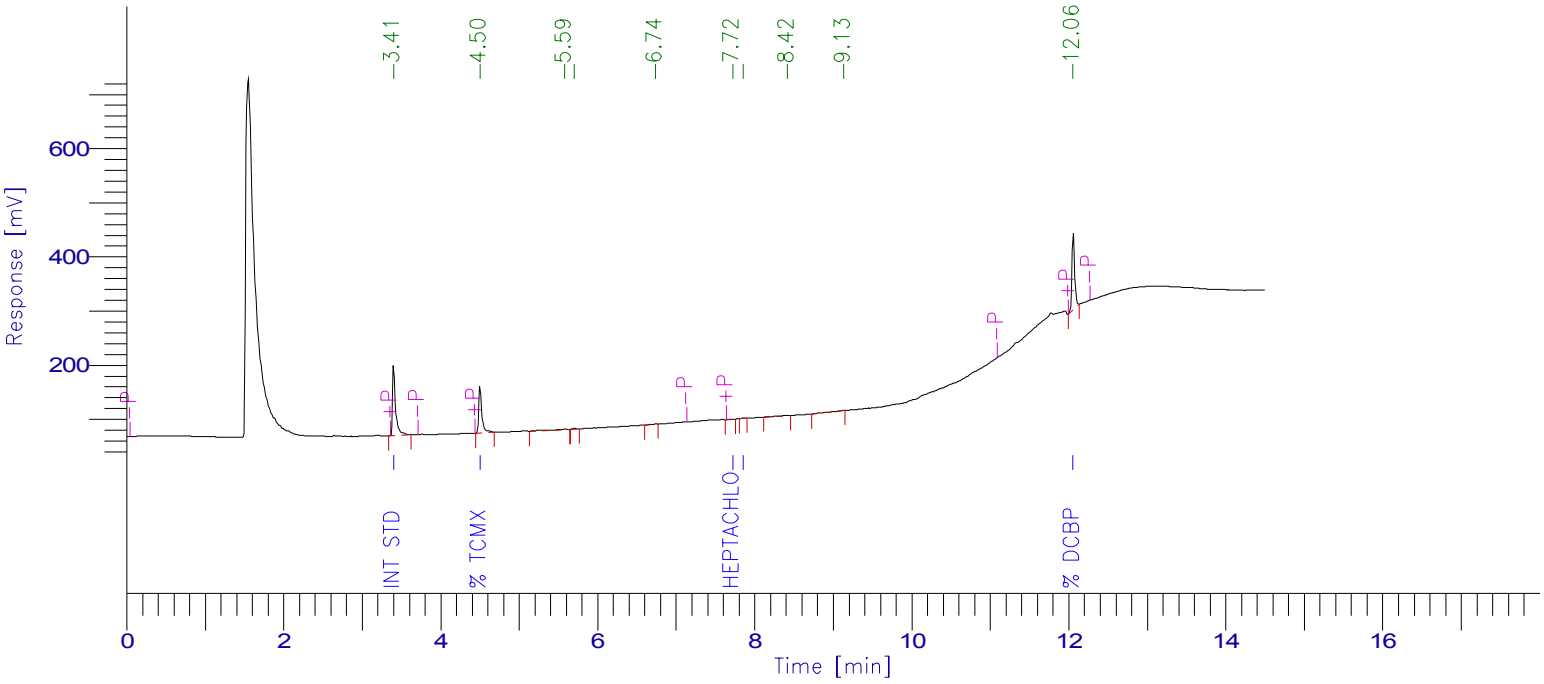

PESTICIDE REPORT

Peak #	Time [min]	Component Name	Raw Amount	Surrogate Recovery TCMX & DCBP	Multiplier	Adjusted Amount for Labowrks	Area [µV·s]
1	3.406	Int Std	100.0000	250.0000	1.0000	100.0000	348787.44
2	4.504	% TCMX	59.6810	149.2025	1.0000	59.6810	233434.05
0	5.089	Hexachlorobenzene	0.0000	0.0000	1.0000	0.0000	0.00
0	5.338	a-BHC	0.0000	0.0000	1.0000	0.0000	0.00
0	5.790	g-BHC	0.0000	0.0000	1.0000	0.0000	0.00
0	5.931	b-BHC	0.0000	0.0000	1.0000	0.0000	0.00
0	6.182	d-BHC	0.0000	0.0000	1.0000	0.0000	0.00
0	6.469	Heptachlor	0.0000	0.0000	1.0000	0.0000	0.00
0	6.885	Aldrin	0.0000	0.0000	1.0000	0.0000	0.00
6	7.723	Heptachlor epoxide	0.2970	0.7424	1.0000	0.2970	2153.01
7	7.858	g-Chlordane	0.5329	1.3322	1.0000	0.5329	3854.35
0	8.075	a-Chlordane	0.0000	0.0000	1.0000	0.0000	0.00
0	8.187	4,4'-DDE	0.0000	0.0000	1.0000	0.0000	0.00
0	8.267	Endosulfan I	0.0000	0.0000	1.0000	0.0000	0.00
0	8.610	Dieldrin	0.0000	0.0000	1.0000	0.0000	0.00
0	8.949	Endrin	0.0000	0.0000	1.0000	0.0000	0.00
0	9.047	4,4'-DDD	0.0000	0.0000	1.0000	0.0000	0.00
0	9.286	Endosulfan II	0.0000	0.0000	1.0000	0.0000	0.00
0	9.464	4,4'-DDT	0.0000	0.0000	1.0000	0.0000	0.00
0	9.912	Endrin aldehyde	0.0000	0.0000	1.0000	0.0000	0.00
0	10.179	Methoxychlor	0.0000	0.0000	1.0000	0.0000	0.00
0	10.369	Mirex	0.0000	0.0000	1.0000	0.0000	0.00
0	10.504	Endosulfan sulfate	0.0000	0.0000	1.0000	0.0000	0.00
0	10.847	Endrin Ketone	0.0000	0.0000	1.0000	0.0000	0.00
10	12.057	% DCBP	53.3771	133.4428	1.0000	53.3771	338701.02
				534.7199	25.0000	213.8880	926929.88

Client Id: USB-2/S-3A

Software Version: 4.1<1L22>
Date: 7/14/2017 11:25 AM
Sample Name : 54998 2xc cu
Data File : E:\TC2017\ECD7\07-JUL\714B008.RAW Date: 7/14/2017 10:51 AM
Sequence File: E:\TC2017\ECD7\07-JUL\PEST_SEQ.SEQ Cycle: 246 Channel : B
Instrument : AUTO_ECD7 Rack/Vial: 0/0 Operator: CW
Sample Amount : 1.0000 Dilution Factor : 1.00

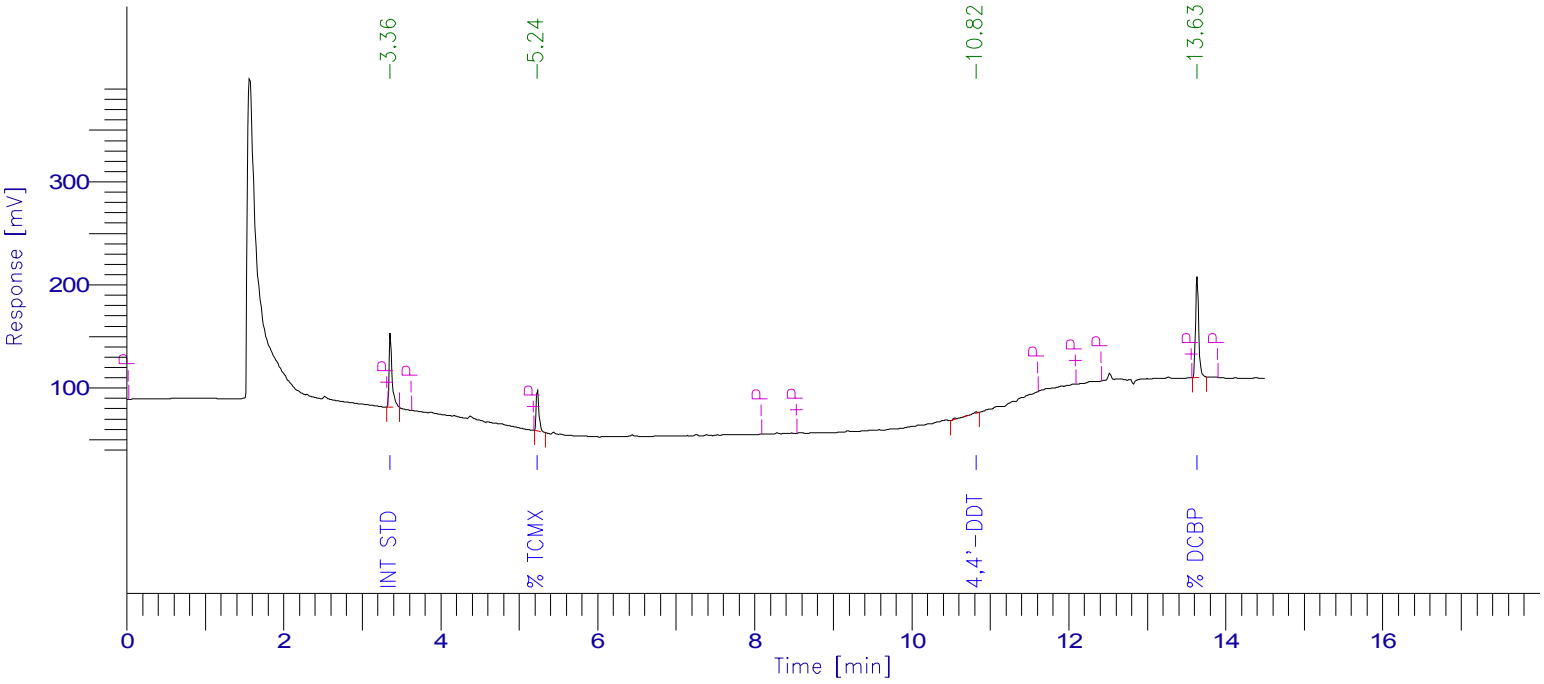

PESTICIDE REPORT

Peak #	Time [min]	Component Name	Raw Amount	Surrogate Recovery TCMX & DCBP	Multiplier	Adjusted Amount for Labowrks	Area [µV·s]
1	3.362	Int Std	100.0000	250.0000	1.0000	100.0000	186768.56
2	5.236	% TCMX	58.1289	145.3223	1.0000	58.1289	96424.45
0	5.948	a-BHC	0.0000	0.0000	1.0000	0.0000	0.00
0	6.021	Hexachlorobenzene	0.0000	0.0000	1.0000	0.0000	0.00
0	6.459	g-BHC	0.0000	0.0000	1.0000	0.0000	0.00
0	6.783	b-BHC	0.0000	0.0000	1.0000	0.0000	0.00
0	7.135	d-BHC	0.0000	0.0000	1.0000	0.0000	0.00
0	7.372	Heptachlor	0.0000	0.0000	1.0000	0.0000	0.00
0	7.883	Aldrin	0.0000	0.0000	1.0000	0.0000	0.00
0	8.566	Heptachlor epoxide	0.0000	0.0000	1.0000	0.0000	0.00
0	8.993	g-Chlordane	0.0000	0.0000	1.0000	0.0000	0.00
0	9.129	a-Chlordane	0.0000	0.0000	1.0000	0.0000	0.00
0	9.185	Endosulfan I	0.0000	0.0000	1.0000	0.0000	0.00
0	9.481	4,4'-DDE	0.0000	0.0000	1.0000	0.0000	0.00
0	9.655	Dieldrin	0.0000	0.0000	1.0000	0.0000	0.00
0	10.019	Endrin	0.0000	0.0000	1.0000	0.0000	0.00
0	10.312	4,4'-DDD	0.0000	0.0000	1.0000	0.0000	0.00
0	10.361	Endosulfan II	0.0000	0.0000	1.0000	0.0000	0.00
0	10.558	Endrin aldehyde	0.0000	0.0000	1.0000	0.0000	0.00
3	10.823	4,4'-DDT	5.0170	12.5425	1.0000	5.0170	15178.62
0	10.903	Endosulfan sulfate	0.0000	0.0000	1.0000	0.0000	0.00
0	11.463	Methoxychlor	0.0000	0.0000	1.0000	0.0000	0.00
0	11.531	Endrin Ketone	0.0000	0.0000	1.0000	0.0000	0.00
0	12.187	Mirex	0.0000	0.0000	1.0000	0.0000	0.00
4	13.634	% DCBP	61.6420	154.1051	1.0000	61.6420	270220.54
				561.9698	25.0000	224.7879	568592.18

6D
PESTICIDE INITIAL CALIBRATION OF SINGLE COMPONENT ANALYTES

Lab Name: Phoenix Environmental Client: NETC

Lab Code: Phoenix Case No.: SAS No.: SDG No.: GBY54991

Instrument ID: ECD7

GC Col A: CLP 1 ID: 0.32 (mm) Date(s) Analyzed: 07/11/17 07/11/17

Method File: PS711AI

COMPOUND	RT OF STANDARDS			MEAN	RT WINDOW	
	LOW 711A015	MID 711A013	HIGH 711A011	RT	FROM	TO
alpha-BHC	5.4	5.4	5.4	5.40	5.35	5.45
beta-BHC	5.99	6.00	5.99	5.99	5.94	6.04
delta-BHC	6.24	6.25	6.24	6.24	6.20	6.30
gamma-BHC (Lindane)	5.86	5.86	5.86	5.86	5.81	5.91
Heptachlor	6.53	6.54	6.53	6.53	6.48	6.58
Aldrin	6.95	6.95	6.95	6.95	6.90	7.00
Heptachlor Epoxide	7.78	7.79	7.79	7.79	7.72	7.86
Endosulfan I	8.34	8.35	8.34	8.34	8.27	8.41
Dieldrin	8.68	8.69	8.69	8.69	8.62	8.76
4,4' -DDE	8.26	8.26	8.26	8.26	8.19	8.33
Endrin	9.03	9.03	9.03	9.03	8.96	9.10
Endosulfan II	9.37	9.37	9.37	9.37	9.30	9.44
4,4' -DDD	9.12	9.13	9.13	9.13	9.06	9.20
Endosulfan Sulfate	10.58	10.58	10.58	10.58	10.51	10.65
4,4' -DDT	9.54	9.55	9.55	9.55	9.48	9.62
Methoxychlor	10.25	10.26	10.25	10.25	10.18	10.32
Endrin ketone	10.94	10.95	10.94	10.94	10.87	11.01
Endrin Aldehyde	9.99	10.00	9.99	9.99	9.92	10.06
alpha-Chlordane	8.14	8.15	8.15	8.15	8.08	8.22
gamma-Chlordane	7.96	7.96	7.96	7.96	7.89	8.03
Decachlorobiphenyl	12.13	12.14	12.13	12.13	12.03	12.23
Tetrachloro-m-xylene	4.57	4.58	4.57	4.57	4.52	4.62

Retention time windows are ± 0.05 minutes for all compounds that elute before Heptachlor epoxide, ± 0.07 minutes for all other compounds, except ± 0.10 minutes for Decachlorobiphenyl.

FORM VI PEST

6D
PESTICIDE INITIAL CALIBRATION OF SINGLE COMPONENT ANALYTES

Lab Name: Phoenix Environmental Client: NETC

Lab Code: Phoenix Case No.: SAS No.: SDG No.: GBY54991

Instrument ID: ECD7

GC Col B: RTX-440 ID: 0.32 (mm) Date(s) Analyzed: 07/11/17 07/11/17

Method File: PS711BI

COMPOUND	RT OF STANDARDS			MEAN	RT WINDOW	
	LOW 711B015	MID 711B013	HIGH 711B011	RT	FROM	TO
alpha-BHC	6.02	6.02	6.02	6.02	5.97	6.07
beta-BHC	6.86	6.86	6.86	6.86	6.81	6.91
delta-BHC	7.21	7.22	7.22	7.22	7.17	7.27
gamma-BHC (Lindane)	6.53	6.54	6.54	6.54	6.49	6.59
Heptachlor	7.46	7.46	7.46	7.46	7.41	7.51
Aldrin	7.97	7.98	7.97	7.97	7.92	8.02
Heptachlor Epoxide	8.66	8.67	8.67	8.67	8.60	8.74
Endosulfan I	9.29	9.30	9.29	9.29	9.22	9.36
Dieldrin	9.76	9.77	9.76	9.76	9.69	9.83
4,4' -DDE	9.59	9.60	9.59	9.59	9.52	9.66
Endrin	10.12	10.13	10.12	10.12	10.05	10.19
Endosulfan II	10.46	10.47	10.46	10.46	10.39	10.53
4,4' -DDD	10.41	10.42	10.41	10.41	10.34	10.48
Endosulfan Sulfate	11.00	11.01	11.00	11.00	10.94	11.08
4,4' -DDT	10.87	10.88	10.88	10.88	10.81	10.95
Methoxychlor	11.56	11.57	11.57	11.57	11.50	11.64
Endrin ketone	11.63	11.64	11.63	11.63	11.56	11.70
Endrin Aldehyde	10.66	10.66	10.66	10.66	10.59	10.73
alpha-Chlordane	9.23	9.24	9.24	9.24	9.17	9.31
gamma-Chlordane	9.09	9.10	9.10	9.10	9.03	9.17
Decachlorobiphenyl	13.77	13.79	13.78	13.78	13.68	13.88
Tetrachloro-m-xylene	5.31	5.32	5.31	5.31	5.26	5.36

Retention time windows are ± 0.05 minutes for all compounds that elute before Heptachlor epoxide, ± 0.07 minutes for all other compounds, except ± 0.10 minutes for Decachlorobiphenyl.

FORM VI PEST

6E

PESTICIDE INITIAL CALIBRATION OF SINGLE COMPONENT ANALYTES (FACTORS)

Lab Name: Phoenix Environmental Client: NETC

Lab Code: Phoenix Case No.: SAS No.: SDG No.: GBY54991

Instr ID: ECD7 Levels: 8

GC Col A: ID: (mm) Analysis Dates: 07/11/17 - 07/11/17

Method File: PS711AI

CALIBRATION FACTORS

COMPOUND	Level 1 711A016	Level 2 711A015	Level 3 711A014	Level 4 711A013	Level 5 711A012	Level 6 711A011	Level 7 711A017	Level 8 711A018	MEAN	%RSD	*
alpha-BHC	2.272	2.009	2.392	2.450	2.466	2.467	2.091		2.307	8.21	
beta-BHC	1.192	0.998	1.083	1.024	0.987	0.963	0.937		1.026	8.42	
delta-BHC	2.180	1.962	2.293	2.360	2.350	2.370			2.253	7.05	
gamma-BHC (Lindane)	2.179	1.960	2.299	2.305	2.281	2.269	2.074	2.220	2.199	5.61	
Heptachlor	2.995	2.293	2.511	2.449	2.383	2.370			2.500	10.13	
Aldrin	2.250	1.957	2.220	2.219	2.169	2.161	2.277		2.179	4.87	
Heptachlor Epoxide	2.369	1.950	2.132	2.066	1.989	1.964			2.079	7.61	
Endosulfan I	2.154	1.900	2.107	2.002	1.954	1.926			2.007	5.11	
Dieldrin	2.356	1.926	2.130	2.097	2.041	2.027	2.065	1.900	2.068	6.80	
4,4' -DDE	2.008	1.743	1.935	1.922	1.830	1.801	1.993		1.890	5.33	
Endrin	1.965	1.749	1.960	1.929	1.855	1.857			1.886	4.39	
Endosulfan II	1.974	1.698	1.890	1.826	1.769	1.735			1.815	5.70	
4,4' -DDD	1.378	1.220	1.376	1.389	1.348	1.347	1.384		1.349	4.39	
Endosulfan Sulfate	1.884	1.589	1.772	1.728	1.646	1.604			1.704	6.65	
4,4' -DDT	1.598	1.391	1.597	1.576	1.530	1.520	1.571		1.540	4.72	
Methoxychlor		0.876	0.980	0.952	0.903	0.880			0.918	4.99	
Endrin ketone			2.116	2.058	1.963	1.886			2.006	5.07	
Endrin Aldehyde		1.506	1.602	1.569	1.492	1.465			1.527	3.72	
alpha-Chlordane	2.170	1.884	2.106	2.044	1.970	1.940	2.174		2.041	5.59	
gamma-Chlordane	2.250	1.879	2.095	2.057	1.988	1.966	2.281		2.074	7.13	
Decachlorobiphenyl	2.032	1.885	1.834	1.831	1.708	1.626			1.819	7.76	
Tetrachloro-m-xylene	1.269	1.149	1.151	1.100	1.026	1.034			1.121	8.03	

%RSD must be less than or equal 20.0% for all compounds. (*) Criteria exceeded.

FORM VI PEST

6E

PESTICIDE INITIAL CALIBRATION OF SINGLE COMPONENT ANALYTES (FACTORS)

Lab Name: Phoenix Environmental Client: NETC

Lab Code: Phoenix Case No.: SAS No.: SDG No.: GBY54991

Instr ID: ECD7 Levels: 8

GC Col B: ID: (mm) Analysis Dates: 07/11/17 - 07/11/17

Method File: PS711BI

CALIBRATION FACTORS

COMPOUND	Level 1 711B016	Level 2 711B015	Level 3 711B014	Level 4 711B013	Level 5 711B012	Level 6 711B011	Level 7 711B017	Level 8 711B018	MEAN	%RSD	*
alpha-BHC	2.119	2.017	2.282	2.546	2.544	2.594	1.787		2.270	13.66	
beta-BHC	1.163	1.026	1.024	1.076	1.008	0.964	0.843		1.015	9.71	
delta-BHC	2.160	1.956	2.193	2.491	2.445	2.491			2.289	9.62	
gamma-BHC (Lindane)	2.631	2.105	2.257	2.447	2.353	2.375	2.473		2.377	7.04	
Heptachlor	2.963	2.398	2.528	2.707	2.583	2.606			2.631	7.29	
Aldrin	2.367	2.125	2.270	2.491	2.379	2.417	2.365		2.345	5.01	
Heptachlor Epoxide		2.200	2.285	2.421	2.287	2.291			2.297	3.44	
Endosulfan I	2.834	2.121	2.173	2.398	2.155	2.165			2.308	11.97	
Dieldrin	2.038	1.903	2.081	2.301	2.198	2.224	1.835	2.126	2.088	7.64	
4,4' -DDE	2.225	1.997	2.065	2.222	2.061	2.053	2.220		2.120	4.62	
Endrin	1.817	1.851	1.942	2.202	2.083	2.109			2.001	7.72	
Endosulfan II	2.304	1.923	2.007	2.277	2.027	2.017			2.092	7.57	
4,4' -DDD	1.456	1.421	1.342	1.376	1.397	1.396	1.654		1.435	7.19	
Endosulfan Sulfate		2.054	2.021	2.107	1.941	1.914			2.007	3.97	
4,4' -DDT	1.363	1.661	1.653	1.739	1.633	1.636	1.654		1.620	7.33	
Methoxychlor		1.169	1.019	0.986	0.935	0.903			1.002	10.31	
Endrin ketone	2.670	2.297	2.231	2.293	2.105	2.056			2.275	9.54	
Endrin Aldehyde		1.732	1.646	1.795	1.649	1.607			1.686	4.52	
alpha-Chlordane	2.197	2.098	2.168	2.225	2.175	2.172	2.185		2.174	1.78	
gamma-Chlordane	2.386	2.122	2.225	2.383	2.238	2.250	2.249		2.265	4.11	
Decachlorobiphenyl	2.453	2.461	2.345	2.472	2.209	2.143			2.347	6.05	
Tetrachloro-m-xylene	0.975	0.947	0.889	0.897	0.811	0.810			0.888	7.64	

%RSD must be less than or equal 20.0% for all compounds. (*) Criteria exceeded.

FORM VI PEST

Turbochrom Method File : E:\TC2017\ECD7\07-JUL\PS711AI.MTH
Created by : am on : 7/12/2017 10:09 AM
Edited by : cw on : 7/12/2017 10:11 AM
Description :

Number of Times Edited : 3
Number of Times Calibrated : 7447

Instrument Conditions :

Instrument Control Method:
Instrument name : AUTO_ECD7

Interface Parameters :
Delay Time : 0.00 min.
Run Time : 15.00 min.
Sampling Rate : 1.5620 pts/s
Interface Type : 900
Analog Voltage Input : 1000 mV
Data will be collected from both channels

Timed Events:
There are no timed events in the method

Real Time Plot Parameters :
Channel A -- Pages: 1 Offset: 0.000 mV Scale: 1000.000 mV
Channel B -- Pages: 1 Offset: 0.000 mV Scale: 1000.000 mV

Processing Parameters :
Bunch Factor : 1 points
Noise Threshold : 160 µV
Area Threshold : 798.00 µV

Peak Separation Criteria
Width Ratio : 0.200
Valley-to-Peak Ratio : 0.010

Exponential Skim Criteria
Peak Height Ratio : 5.000
Adjusted Height Ratio : 4.000
Valley Height Ratio : 3.000

Baseline Timed Events :
Event #1 - -P at 0.051
Event #2 - +P at 3.369
Event #3 - -P at 3.722
Event #4 - +P at 4.442
Event #5 - -P at 7.137
Event #6 - +P at 7.706
Event #7 - -P at 11.094
Event #8 - +P at 11.995
Event #9 - -P at 12.271

Annotated Replot Parameters :
No replot will be printed

Report Format files :
No report format files given

User Programs :
No user programs will be executed

Global Information :
Default Sample Volume : 1.000 ul
Quantitation Units :
Void Time : 0.000 min
Correct amounts during calibration : YES
Reject outliers during calibration : NO
An Internal Standard calibration will be used
Unknown peaks will be quantitated using a response factor of 1.000000e+06

Component Information :
Int Std
Component Type : Single Peak Component
Retention Time : 3.470 min Search Window: 1.00 s, 1.00 %
Reference Component:
Find peak closest to expected RT in window
Internal Standard :
Use Average Calibration Factor (Area ratio / Amount ratio)
User Values:
Label :
Value 1: 0.000000
Value 2: 0.000000
Value 3: 0.000000
Value 4: 0.000000
Value 5: 0.000000
Calibration Levels:

Level Name	Amount	Area	Height	ISTD Resp.	ISTD Amt.	# Replicates
1	100.0000	377730.14	162273.43	1.0000	1.0000	1
1A	100.0000	352581.30	148244.83	1.0000	1.0000	1
1G	100.0000	351483.67	149897.47	1.0000	1.0000	1
2	100.0000	370038.08	146738.31	1.0000	1.0000	1
3	100.0000	354150.76	156612.85	1.0000	1.0000	1
4	100.0000	355686.29	150902.25	1.0000	1.0000	1
5	100.0000	355087.38	160120.64	1.0000	1.0000	1
6	100.0000	357258.95	158470.85	1.0000	1.0000	1

Average Calibration Factor = 1.000000 (%RSD = 0.00)

% TCMX
Component Type : Single Peak Component
Retention Time : 4.572 min Search Window: 1.00 s, 1.00 %
Reference Component:
Find peak closest to expected RT in window
Internal Standard : Int Std
Use Average Calibration Factor (Area ratio / Amount ratio)
User Values:
Label :
Value 1: 0.000000
Value 2: 0.000000
Value 3: 0.000000

Value 4: 0.000000
Value 5: 0.000000

Calibration Levels:

Level Name	Amount	Area	Height	ISTD Resp.	ISTD Amt.	# Replicates
1	20.0000	95859.79	42512.89	0.2538	0.2000	1
2	40.0000	170037.13	75520.70	0.4595	0.4000	1
3	60.0000	244485.27	110726.03	0.6903	0.6000	1
4	80.0000	313010.24	138642.33	0.8800	0.8000	1
5	100.0000	364471.18	165759.06	1.0264	1.0000	1
6	120.0000	443206.14	194882.67	1.2406	1.2000	1

Average Calibration Factor = 1.121417 (%RSD = 8.03)

Hexachlorobenzene

Component Type : Single Peak Component
Retention Time : 5.145 min Search Window: 0.50 s, 0.50 %
Reference Component: % TCMX
Find peak closest to expected RT in window
Internal Standard : Int Std
Use Average Calibration Factor (Area ratio / Amount ratio)
User Values:
Label :
Value 1: 0.000000
Value 2: 0.000000
Value 3: 0.000000
Value 4: 0.000000
Value 5: 0.000000

Calibration Levels:

Level Name	Amount	Area	Height	ISTD Resp.	ISTD Amt.	# Replicates
1	5.0000	70678.62	32753.61	0.1871	0.0500	1
2	10.0000	116434.70	54084.24	0.3147	0.1000	1
3	25.0000	286311.77	131106.74	0.8084	0.2500	1
4	50.0000	528696.21	235281.26	1.4864	0.5000	1
5	75.0000	726798.00	329926.44	2.0468	0.7500	1
6	100.0000	936749.02	419210.28	2.6220	1.0000	1

Average Calibration Factor = 3.074430 (%RSD = 13.10)

a-BHC

Component Type : Single Peak Component
Retention Time : 5.397 min Search Window: 0.50 s, 0.50 %
Reference Component: % TCMX
Find peak closest to expected RT in window
Internal Standard : Int Std
Use Average Calibration Factor (Area ratio / Amount ratio)
User Values:
Label :
Value 1: 0.000000
Value 2: 0.000000
Value 3: 0.000000
Value 4: 0.000000
Value 5: 0.000000

Calibration Levels:

Level Name	Amount	Area	Height	ISTD Resp.	ISTD Amt.	# Replicates
1a	2.5000	18427.66	8983.56	0.0523	0.0250	1
1	5.0000	42911.33	21857.47	0.1136	0.0500	1
2	10.0000	74356.27	36672.12	0.2009	0.1000	1
3	25.0000	211814.34	104307.10	0.5981	0.2500	1
4	50.0000	435726.94	220184.88	1.2250	0.5000	1
5	75.0000	656709.33	326617.56	1.8494	0.7500	1
6	100.0000	881323.28	434119.76	2.4669	1.0000	1

Average Calibration Factor = 2.306760 (%RSD = 8.21)

g-BHC

Component Type : Single Peak Component
Retention Time : 5.860 min Search Window: 0.50 s, 0.50 %
Reference Component: % TCMX
Find peak closest to expected RT in window
Internal Standard : Int Std
Use Average Calibration Factor (Area ratio / Amount ratio)
User Values:
Label :
Value 1: 0.000000
Value 2: 0.000000
Value 3: 0.000000
Value 4: 0.000000
Value 5: 0.000000
Calibration Levels:

Level Name	Amount	Area	Height	ISTD Resp.	ISTD Amt.	# Replicates
1g	1.5000	11704.78	5926.09	0.0333	0.0150	1
1a	2.5000	18283.12	8961.02	0.0519	0.0250	1
1	5.0000	41153.66	20792.50	0.1089	0.0500	1
2	10.0000	72522.86	36806.20	0.1960	0.1000	1
3	25.0000	203580.88	102964.67	0.5748	0.2500	1
4	50.0000	409988.72	200259.50	1.1527	0.5000	1
5	75.0000	607463.86	304592.66	1.7107	0.7500	1
6	100.0000	810790.66	398772.14	2.2695	1.0000	1

Average Calibration Factor = 2.198541 (%RSD = 5.61)

b-BHC

Component Type : Single Peak Component
Retention Time : 5.992 min Search Window: 0.50 s, 0.50 %
Reference Component: % TCMX
Find peak closest to expected RT in window
Internal Standard : Int Std
Use Average Calibration Factor (Area ratio / Amount ratio)
User Values:
Label :
Value 1: 0.000000
Value 2: 0.000000
Value 3: 0.000000
Value 4: 0.000000
Value 5: 0.000000
Calibration Levels:

Level Name	Amount	Area	Height	ISTD Resp.	ISTD Amt.	# Replicates
1a	2.5000	8263.12	3821.18	0.0234	0.0250	1
1	5.0000	22506.08	10742.54	0.0596	0.0500	1
2	10.0000	36947.50	17766.48	0.0998	0.1000	1
3	25.0000	95866.84	46232.92	0.2707	0.2500	1
4	50.0000	182059.21	87247.23	0.5119	0.5000	1
5	75.0000	262722.47	122222.88	0.7399	0.7500	1
6	100.0000	344052.17	160620.53	0.9630	1.0000	1

Average Calibration Factor = 1.026228 (%RSD = 8.42)

d-BHC

Component Type : Single Peak Component
Retention Time : 6.244 min Search Window: 0.50 s, 0.50 %
Reference Component: % TCMX
Find peak closest to expected RT in window
Internal Standard : Int Std
Use Average Calibration Factor (Area ratio / Amount ratio)

User Values:
Label :
Value 1: 0.000000
Value 2: 0.000000
Value 3: 0.000000
Value 4: 0.000000
Value 5: 0.000000

Calibration Levels:

Level Name	Amount	Area	Height	ISTD Resp.	ISTD Amt.	# Replicates
1	5.0000	41176.70	20620.29	0.1090	0.0500	1
2	10.0000	72607.55	36749.29	0.1962	0.1000	1
3	25.0000	203037.13	105840.12	0.5733	0.2500	1
4	50.0000	419679.25	207852.44	1.1799	0.5000	1
5	75.0000	625831.29	315040.46	1.7625	0.7500	1
6	100.0000	846852.90	418877.44	2.3704	1.0000	1

Average Calibration Factor = 2.252636 (%RSD = 7.05)

Heptachlor
Component Type : Single Peak Component
Retention Time : 6.532 min Search Window: 0.50 s, 0.50 %
Reference Component: % TCMX
Find peak closest to expected RT in window
Internal Standard : Int Std
Use Average Calibration Factor (Area ratio / Amount ratio)
User Values:
Label :
Value 1: 0.000000
Value 2: 0.000000
Value 3: 0.000000
Value 4: 0.000000
Value 5: 0.000000

Calibration Levels:

Level Name	Amount	Area	Height	ISTD Resp.	ISTD Amt.	# Replicates
1	5.0000	56560.88	24187.50	0.1497	0.0500	1
2	10.0000	84858.19	41767.66	0.2293	0.1000	1
3	25.0000	222327.78	109889.19	0.6278	0.2500	1
4	50.0000	435483.66	210866.79	1.2243	0.5000	1
5	75.0000	634578.73	309814.80	1.7871	0.7500	1
6	100.0000	846742.45	412427.34	2.3701	1.0000	1

Average Calibration Factor = 2.500121 (%RSD = 10.13)

Aldrin
Component Type : Single Peak Component
Retention Time : 6.949 min Search Window: 0.50 s, 0.50 %
Reference Component: % TCMX
Find peak closest to expected RT in window
Internal Standard : Int Std
Use Average Calibration Factor (Area ratio / Amount ratio)
User Values:
Label :
Value 1: 0.000000
Value 2: 0.000000
Value 3: 0.000000
Value 4: 0.000000
Value 5: 0.000000

Calibration Levels:

Level Name	Amount	Area	Height	ISTD Resp.	ISTD Amt.	# Replicates
1a	2.5000	20953.50	9807.65	0.0569	0.0250	1
1	5.0000	42491.68	20960.64	0.1125	0.0500	1

2	10.0000	72422.53	36643.73	0.1957	0.1000	1
3	25.0000	196591.54	99603.31	0.5551	0.2500	1
4	50.0000	394694.61	191628.38	1.1097	0.5000	1
5	75.0000	577581.61	283674.56	1.6266	0.7500	1
6	100.0000	772151.39	372308.80	2.1613	1.0000	1

Average Calibration Factor = 2.179091 (%RSD = 4.87)

Heptachlor epoxide

Component Type : Single Peak Component
Retention Time : 7.785 min Search Window: 0.50 s, 0.50 %
Reference Component:
Find peak closest to expected RT in window
Internal Standard : Int Std
Use Average Calibration Factor (Area ratio / Amount ratio)
User Values:
Label :
Value 1: 0.000000
Value 2: 0.000000
Value 3: 0.000000
Value 4: 0.000000
Value 5: 0.000000
Calibration Levels:

Level Name	Amount	Area	Height	ISTD Resp.	ISTD Amt.	# Replicates
1	5.0000	44747.76	21372.81	0.1185	0.0500	1
2	10.0000	72169.65	34056.53	0.1950	0.1000	1
3	25.0000	188776.56	89275.12	0.5330	0.2500	1
4	50.0000	367503.83	177527.62	1.0332	0.5000	1
5	75.0000	529745.83	248943.99	1.4919	0.7500	1
6	100.0000	701699.41	326019.40	1.9641	1.0000	1

Average Calibration Factor = 2.078587 (%RSD = 7.61)

g-Chlordane

Component Type : Single Peak Component
Retention Time : 7.957 min Search Window: 0.50 s, 0.50 %
Reference Component: Heptachlor epoxide
Find peak closest to expected RT in window
Internal Standard : Int Std
Use Average Calibration Factor (Area ratio / Amount ratio)
User Values:
Label :
Value 1: 0.000000
Value 2: 0.000000
Value 3: 0.000000
Value 4: 0.000000
Value 5: 0.000000
Calibration Levels:

Level Name	Amount	Area	Height	ISTD Resp.	ISTD Amt.	# Replicates
1a	2.5000	20102.11	9073.61	0.0570	0.0250	1
1	5.0000	42495.52	19843.15	0.1125	0.0500	1
2	10.0000	69538.73	33481.17	0.1879	0.1000	1
3	25.0000	185474.07	87804.46	0.5237	0.2500	1
4	50.0000	365895.96	170705.84	1.0287	0.5000	1
5	75.0000	529355.94	248793.50	1.4908	0.7500	1
6	100.0000	702525.27	327018.26	1.9664	1.0000	1

Average Calibration Factor = 2.073749 (%RSD = 7.13)

a-Chlordane

Component Type : Single Peak Component
Retention Time : 8.146 min Search Window: 0.40 s, 0.30 %
Reference Component: Heptachlor epoxide

Find peak closest to expected RT in window
Internal Standard : Int Std
Use Average Calibration Factor (Area ratio / Amount ratio)
User Values:
Label :
Value 1: 0.000000
Value 2: 0.000000
Value 3: 0.000000
Value 4: 0.000000
Value 5: 0.000000
Calibration Levels:

Level Name	Amount	Area	Height	ISTD Resp.	ISTD Amt.	# Replicates
1a	2.5000	19162.61	9179.66	0.0543	0.0250	1
1	5.0000	40980.15	19454.82	0.1085	0.0500	1
2	10.0000	69715.75	33668.84	0.1884	0.1000	1
3	25.0000	186418.25	87903.64	0.5264	0.2500	1
4	50.0000	363442.59	169939.90	1.0218	0.5000	1
5	75.0000	524752.19	241847.94	1.4778	0.7500	1
6	100.0000	693222.14	317404.90	1.9404	1.0000	1

Average Calibration Factor = 2.041107 (%RSD = 5.59)

4,4'-DDE
Component Type : Single Peak Component
Retention Time : 8.259 min Search Window: 0.50 s, 0.50 %
Reference Component: Heptachlor epoxide
Find largest peak in window
Internal Standard : Int Std
Use Average Calibration Factor (Area ratio / Amount ratio)
User Values:
Label :
Value 1: 0.000000
Value 2: 0.000000
Value 3: 0.000000
Value 4: 0.000000
Value 5: 0.000000
Calibration Levels:

Level Name	Amount	Area	Height	ISTD Resp.	ISTD Amt.	# Replicates
1a	2.5000	17565.94	8407.68	0.0498	0.0250	1
1	5.0000	37933.18	18302.43	0.1004	0.0500	1
2	10.0000	64502.06	31330.22	0.1743	0.1000	1
3	25.0000	171296.48	83250.64	0.4837	0.2500	1
4	50.0000	341865.43	161501.02	0.9611	0.5000	1
5	75.0000	487227.48	232976.65	1.3721	0.7500	1
6	100.0000	643378.28	307630.32	1.8009	1.0000	1

Average Calibration Factor = 1.890263 (%RSD = 5.33)

Endosulfan I
Component Type : Single Peak Component
Retention Time : 8.341 min Search Window: 0.30 s, 0.30 %
Reference Component: Heptachlor epoxide
Find peak closest to expected RT in window
Internal Standard : Int Std
Use Average Calibration Factor (Area ratio / Amount ratio)
User Values:
Label :
Value 1: 0.000000
Value 2: 0.000000
Value 3: 0.000000
Value 4: 0.000000

Value 5: 0.000000

Calibration Levels:

Level Name	Amount	Area	Height	ISTD Resp.	ISTD Amt.	# Replicates
1	5.0000	40687.90	19208.00	0.1077	0.0500	1
2	10.0000	70308.43	31887.44	0.1900	0.1000	1
3	25.0000	186581.67	85013.89	0.5268	0.2500	1
4	50.0000	356038.31	165688.84	1.0010	0.5000	1
5	75.0000	520499.48	234652.96	1.4658	0.7500	1
6	100.0000	688112.09	307498.82	1.9261	1.0000	1

Average Calibration Factor = 2.007376 (%RSD = 5.11)

Dieldrin

Component Type : Single Peak Component

Retention Time : 8.686 min Search Window: 0.50 s, 0.50 %

Reference Component: Heptachlor epoxide

Find largest peak in window

Internal Standard : Int Std

Use Average Calibration Factor (Area ratio / Amount ratio)

User Values:

Label :

Value 1: 0.000000

Value 2: 0.000000

Value 3: 0.000000

Value 4: 0.000000

Value 5: 0.000000

Calibration Levels:

Level Name	Amount	Area	Height	ISTD Resp.	ISTD Amt.	# Replicates
1g	1.5000	10016.97	5177.62	0.0285	0.0150	1
1a	2.5000	18202.94	8404.29	0.0516	0.0250	1
1	5.0000	44501.19	18759.58	0.1178	0.0500	1
2	10.0000	71282.97	32279.16	0.1926	0.1000	1
3	25.0000	188622.91	87261.16	0.5326	0.2500	1
4	50.0000	372959.02	169279.05	1.0486	0.5000	1
5	75.0000	543477.90	248103.16	1.5305	0.7500	1
6	100.0000	724060.96	326026.03	2.0267	1.0000	1

Average Calibration Factor = 2.067831 (%RSD = 6.80)

Endrin Breakdown

Component Type : Named Group

Group Members:

Endrin

Endrin aldehyde

Endrin Ketone

Internal Standard : Int Std

Quantitation will be done using response factor = 1.000000e+06

Endrin

Component Type : Single Peak Component

Retention Time : 9.028 min Search Window: 0.50 s, 0.50 %

Reference Component:

Find largest peak in window

Internal Standard : Int Std

Use Average Calibration Factor (Area ratio / Amount ratio)

User Values:

Label :

Value 1: 0.000000

Value 2: 0.000000

Value 3: 0.000000

Value 4: 0.000000
Value 5: 0.000000

Calibration Levels:

Level Name	Amount	Area	Height	ISTD Resp.	ISTD Amt.	# Replicates
1	5.0000	37121.12	16487.98	0.0983	0.0500	1
2	10.0000	64707.95	28391.12	0.1749	0.1000	1
3	25.0000	173542.97	78355.33	0.4900	0.2500	1
4	50.0000	343019.28	151866.41	0.9644	0.5000	1
5	75.0000	494075.24	223199.69	1.3914	0.7500	1
6	100.0000	663570.13	299100.92	1.8574	1.0000	1

Average Calibration Factor = 1.885944 (%RSD = 4.39)

4,4'-DDD

Component Type : Single Peak Component
Retention Time : 9.126 min Search Window: 0.60 s, 0.50 %
Reference Component: Endrin
Find largest peak in window
Internal Standard : Int Std
Use Average Calibration Factor (Area ratio / Amount ratio)
User Values:
Label :
Value 1: 0.000000
Value 2: 0.000000
Value 3: 0.000000
Value 4: 0.000000
Value 5: 0.000000

Calibration Levels:

Level Name	Amount	Area	Height	ISTD Resp.	ISTD Amt.	# Replicates
1a	2.5000	12197.72	5343.91	0.0346	0.0250	1
1	5.0000	26027.09	11825.48	0.0689	0.0500	1
2	10.0000	45146.72	20901.02	0.1220	0.1000	1
3	25.0000	121819.38	56759.26	0.3440	0.2500	1
4	50.0000	247056.97	113203.87	0.6946	0.5000	1
5	75.0000	358886.33	166336.05	1.0107	0.7500	1
6	100.0000	481077.41	222558.21	1.3466	1.0000	1

Average Calibration Factor = 1.348746 (%RSD = 4.39)

Endosulfan II

Component Type : Single Peak Component
Retention Time : 9.368 min Search Window: 0.50 s, 0.50 %
Reference Component: Endrin
Find largest peak in window
Internal Standard : Int Std
Use Average Calibration Factor (Area ratio / Amount ratio)
User Values:
Label :
Value 1: 0.000000
Value 2: 0.000000
Value 3: 0.000000
Value 4: 0.000000
Value 5: 0.000000

Calibration Levels:

Level Name	Amount	Area	Height	ISTD Resp.	ISTD Amt.	# Replicates
1	5.0000	37288.09	16522.34	0.0987	0.0500	1
2	10.0000	62826.50	27904.16	0.1698	0.1000	1
3	25.0000	167336.86	74200.00	0.4725	0.2500	1
4	50.0000	324715.02	142727.35	0.9129	0.5000	1
5	75.0000	471012.47	207915.79	1.3265	0.7500	1
6	100.0000	619754.15	267285.25	1.7347	1.0000	1

Average Calibration Factor = 1.815232 (%RSD = 5.70)

DDT Breakdown
Component Type : Named Group
Group Members:
4,4'-DDE
4,4'-DDD
4,4'-DDT

Internal Standard : Int Std
Quantitation will be done using response factor = 1.000000e+06

4,4'-DDT
Component Type : Single Peak Component
Retention Time : 9.545 min Search Window: 0.75 s, 0.75 %
Reference Component: Endrin
Find largest peak in window
Internal Standard : Int Std
Use Average Calibration Factor (Area ratio / Amount ratio)
User Values:
Label :
Value 1: 0.000000
Value 2: 0.000000
Value 3: 0.000000
Value 4: 0.000000
Value 5: 0.000000
Calibration Levels:

Level Name	Amount	Area	Height	ISTD Resp.	ISTD Amt.	# Replicates
1a	2.5000	13849.55	6447.90	0.0393	0.0250	1
1	5.0000	30187.58	13660.69	0.0799	0.0500	1
2	10.0000	51457.75	23531.46	0.1391	0.1000	1
3	25.0000	141384.00	63384.92	0.3992	0.2500	1
4	50.0000	280333.54	127136.53	0.7881	0.5000	1
5	75.0000	407381.23	181625.63	1.1473	0.7500	1
6	100.0000	542950.05	236172.10	1.5198	1.0000	1

Average Calibration Factor = 1.540404 (%RSD = 4.72)

Endrin aldehyde
Component Type : Single Peak Component
Retention Time : 9.992 min Search Window: 0.50 s, 0.50 %
Reference Component: Endrin
Find largest peak in window
Internal Standard : Int Std
Use Average Calibration Factor (Area ratio / Amount ratio)
User Values:
Label :
Value 1: 0.000000
Value 2: 0.000000
Value 3: 0.000000
Value 4: 0.000000
Value 5: 0.000000
Calibration Levels:

Level Name	Amount	Area	Height	ISTD Resp.	ISTD Amt.	# Replicates
2	10.0000	55733.67	25382.20	0.1506	0.1000	1
3	25.0000	141849.55	64106.56	0.4005	0.2500	1
4	50.0000	279073.62	124348.94	0.7846	0.5000	1
5	75.0000	397236.23	176783.03	1.1187	0.7500	1
6	100.0000	523535.84	227568.32	1.4654	1.0000	1

Average Calibration Factor = 1.526907 (%RSD = 3.72)

Methoxychlor
Component Type : Single Peak Component
Retention Time : 10.252 min Search Window: 0.30 s, 0.30 %
Reference Component: Endrin
Find largest peak in window
Internal Standard : Int Std
Use Average Calibration Factor (Area ratio / Amount ratio)
User Values:
Label :
Value 1: 0.000000
Value 2: 0.000000
Value 3: 0.000000
Value 4: 0.000000
Value 5: 0.000000
Calibration Levels:

Level Name	Amount	Area	Height	ISTD Resp.	ISTD Amt.	# Replicates
2	10.0000	32423.17	15459.65	0.0876	0.1000	1
3	25.0000	86781.69	40582.95	0.2450	0.2500	1
4	50.0000	169227.59	79123.84	0.4758	0.5000	1
5	75.0000	240597.95	109524.83	0.6776	0.7500	1
6	100.0000	314405.56	143404.24	0.8800	1.0000	1

Average Calibration Factor = 0.918283 (%RSD = 4.99)

Mirex
Component Type : Single Peak Component
Retention Time : 10.443 min Search Window: 0.30 s, 0.30 %
Reference Component: Endrin
Find largest peak in window
Internal Standard : Int Std
Use Average Calibration Factor (Area ratio / Amount ratio)
User Values:
Label :
Value 1: 0.000000
Value 2: 0.000000
Value 3: 0.000000
Value 4: 0.000000
Value 5: 0.000000
Calibration Levels:

Level Name	Amount	Area	Height	ISTD Resp.	ISTD Amt.	# Replicates
1a	2.5000	16219.59	7172.31	0.0460	0.0250	1
1	5.0000	35213.83	15951.79	0.0932	0.0500	1
2	10.0000	56417.41	25812.73	0.1525	0.1000	1
3	25.0000	145704.54	64503.62	0.4114	0.2500	1
4	50.0000	270697.18	118326.90	0.7611	0.5000	1
5	75.0000	375797.37	160076.12	1.0583	0.7500	1
6	100.0000	483817.97	204275.11	1.3543	1.0000	1

Average Calibration Factor = 1.594624 (%RSD = 12.47)

Endosulfan sulfate
Component Type : Single Peak Component
Retention Time : 10.580 min Search Window: 0.50 s, 0.50 %
Reference Component: Endrin
Find largest peak in window
Internal Standard : Int Std
Use Average Calibration Factor (Area ratio / Amount ratio)
User Values:
Label :
Value 1: 0.000000

Value 2: 0.000000
Value 3: 0.000000
Value 4: 0.000000
Value 5: 0.000000

Calibration Levels:

Level Name	Amount	Area	Height	ISTD Resp.	ISTD Amt.	# Replicates
1	5.0000	35587.71	16572.54	0.0942	0.0500	1
2	10.0000	58810.18	28257.96	0.1589	0.1000	1
3	25.0000	156862.99	72073.00	0.4429	0.2500	1
4	50.0000	307247.27	141050.06	0.8638	0.5000	1
5	75.0000	438307.93	199855.38	1.2344	0.7500	1
6	100.0000	573082.64	256603.27	1.6041	1.0000	1

Average Calibration Factor = 1.703811 (%RSD = 6.65)

Endrin Ketone

Component Type : Single Peak Component
Retention Time : 10.943 min Search Window: 0.30 s, 0.30 %
Reference Component: Endrin
Find largest peak in window
Internal Standard : Int Std
Use Average Calibration Factor (Area ratio / Amount ratio)
User Values:
Label :
Value 1: 0.000000
Value 2: 0.000000
Value 3: 0.000000
Value 4: 0.000000
Value 5: 0.000000

Calibration Levels:

Level Name	Amount	Area	Height	ISTD Resp.	ISTD Amt.	# Replicates
3	25.0000	187313.06	86307.94	0.5289	0.2500	1
4	50.0000	366074.90	167357.76	1.0292	0.5000	1
5	75.0000	522876.43	233121.72	1.4725	0.7500	1
6	100.0000	673640.19	301157.01	1.8856	1.0000	1

Average Calibration Factor = 2.005749 (%RSD = 5.07)

% DCBP

Component Type : Single Peak Component
Retention Time : 12.134 min Search Window: 1.00 s, 1.00 %
Reference Component: Endrin
Find largest peak in window
Internal Standard : Int Std
Use Average Calibration Factor (Area ratio / Amount ratio)
User Values:
Label :
Value 1: 0.000000
Value 2: 0.000000
Value 3: 0.000000
Value 4: 0.000000
Value 5: 0.000000

Calibration Levels:

Level Name	Amount	Area	Height	ISTD Resp.	ISTD Amt.	# Replicates
1	20.0000	153530.09	62944.82	0.4065	0.2000	1
2	40.0000	278964.78	113270.31	0.7539	0.4000	1
3	60.0000	389711.90	159506.03	1.1004	0.6000	1
4	80.0000	520946.85	203500.31	1.4646	0.8000	1
5	100.0000	606405.88	242240.56	1.7078	1.0000	1
6	120.0000	697153.63	279570.61	1.9514	1.2000	1

Average Calibration Factor = 1.819284 (%RSD = 7.76)

Calibration Replicate Lists:

Component: Int Std

Level : 1

Area	Height	Vol Adj Amt	ISTD Response	ISTD Amount	Date/Time	File
377730.14	162273.43	100.0000	1.0000	1.0000	7/12/2017 10:11 AM	GEDIT.RS

Level : 1A

Area	Height	Vol Adj Amt	ISTD Response	ISTD Amount	Date/Time	File
352581.30	148244.83	100.0000	1.0000	1.0000	7/12/2017 10:11 AM	GEDIT.RS

Level : 1G

Area	Height	Vol Adj Amt	ISTD Response	ISTD Amount	Date/Time	File
351483.67	149897.47	100.0000	1.0000	1.0000	7/12/2017 10:11 AM	GEDIT.RS

Level : 2

Area	Height	Vol Adj Amt	ISTD Response	ISTD Amount	Date/Time	File
370038.08	146738.31	100.0000	1.0000	1.0000	7/12/2017 10:10 AM	GEDIT.RS

Level : 3

Area	Height	Vol Adj Amt	ISTD Response	ISTD Amount	Date/Time	File
354150.76	156612.85	100.0000	1.0000	1.0000	7/12/2017 10:10 AM	GEDIT.RS

Level : 4

Area	Height	Vol Adj Amt	ISTD Response	ISTD Amount	Date/Time	File
355686.29	150902.25	100.0000	1.0000	1.0000	7/12/2017 10:10 AM	GEDIT.RS

Level : 5

Area	Height	Vol Adj Amt	ISTD Response	ISTD Amount	Date/Time	File
355087.38	160120.64	100.0000	1.0000	1.0000	7/12/2017 10:10 AM	GEDIT.RS

Level : 6

Area	Height	Vol Adj Amt	ISTD Response	ISTD Amount	Date/Time	File
357258.95	158470.85	100.0000	1.0000	1.0000	7/12/2017 10:10 AM	GEDIT.RS

Component: % TCMX

Level : 1

Area	Height	Vol Adj Amt	ISTD Response	ISTD Amount	Date/Time	File
95859.79	42512.89	20.0000	0.2538	0.2000	7/12/2017 10:11 AM	GEDIT.RS

Level : 2

Area	Height	Vol Adj Amt	ISTD Response	ISTD Amount	Date/Time	File
170037.13	75520.70	40.0000	0.4595	0.4000	7/12/2017 10:10 AM	GEDIT.RS

Level : 3

Area	Height	Vol Adj Amt	ISTD Response	ISTD Amount	Date/Time		File
244485.27	110726.03	60.0000	0.6903	0.6000	7/12/2017	10:10 AM	GEDIT.RS

Level : 4

Area	Height	Vol Adj Amt	ISTD Response	ISTD Amount	Date/Time		File
313010.24	138642.33	80.0000	0.8800	0.8000	7/12/2017	10:10 AM	GEDIT.RS

Level : 5

Area	Height	Vol Adj Amt	ISTD Response	ISTD Amount	Date/Time		File
364471.18	165759.06	100.0000	1.0264	1.0000	7/12/2017	10:10 AM	GEDIT.RS

Level : 6

Area	Height	Vol Adj Amt	ISTD Response	ISTD Amount	Date/Time		File
443206.14	194882.67	120.0000	1.2406	1.2000	7/12/2017	10:10 AM	GEDIT.RS

Component: Hexachlorobenzene

Level : 1

Area	Height	Vol Adj Amt	ISTD Response	ISTD Amount	Date/Time		File
70678.62	32753.61	5.0000	0.1871	0.0500	7/12/2017	10:11 AM	GEDIT.RS

Level : 2

Area	Height	Vol Adj Amt	ISTD Response	ISTD Amount	Date/Time		File
116434.70	54084.24	10.0000	0.3147	0.1000	7/12/2017	10:10 AM	GEDIT.RS

Level : 3

Area	Height	Vol Adj Amt	ISTD Response	ISTD Amount	Date/Time		File
286311.77	131106.74	25.0000	0.8084	0.2500	7/12/2017	10:10 AM	GEDIT.RS

Level : 4

Area	Height	Vol Adj Amt	ISTD Response	ISTD Amount	Date/Time		File
528696.21	235281.26	50.0000	1.4864	0.5000	7/12/2017	10:10 AM	GEDIT.RS

Level : 5

Area	Height	Vol Adj Amt	ISTD Response	ISTD Amount	Date/Time		File
726798.00	329926.44	75.0000	2.0468	0.7500	7/12/2017	10:10 AM	GEDIT.RS

Level : 6

Area	Height	Vol Adj Amt	ISTD Response	ISTD Amount	Date/Time		File
936749.02	419210.28	100.0000	2.6220	1.0000	7/12/2017	10:10 AM	GEDIT.RS

Component: a-BHC

Level : 1a

Area	Height	Vol Adj Amt	ISTD Response	ISTD Amount	Date/Time		File

18427.66	8983.56	2.5000	0.0523	0.0250	7/12/2017	10:11 AM	GEDIT.RS

Level : 1

Area	Height	Vol Adj Amt	ISTD Response	ISTD Amount	Date/Time		File
42911.33	21857.47	5.0000	0.1136	0.0500	7/12/2017	10:11 AM	GEDIT.RS

Level : 2

Area	Height	Vol Adj Amt	ISTD Response	ISTD Amount	Date/Time		File
74356.27	36672.12	10.0000	0.2009	0.1000	7/12/2017	10:10 AM	GEDIT.RS

Level : 3

Area	Height	Vol Adj Amt	ISTD Response	ISTD Amount	Date/Time		File
211814.34	104307.10	25.0000	0.5981	0.2500	7/12/2017	10:10 AM	GEDIT.RS

Level : 4

Area	Height	Vol Adj Amt	ISTD Response	ISTD Amount	Date/Time		File
435726.94	220184.88	50.0000	1.2250	0.5000	7/12/2017	10:10 AM	GEDIT.RS

Level : 5

Area	Height	Vol Adj Amt	ISTD Response	ISTD Amount	Date/Time		File
656709.33	326617.56	75.0000	1.8494	0.7500	7/12/2017	10:10 AM	GEDIT.RS

Level : 6

Area	Height	Vol Adj Amt	ISTD Response	ISTD Amount	Date/Time		File
881323.28	434119.76	100.0000	2.4669	1.0000	7/12/2017	10:10 AM	GEDIT.RS

Component: g-BHC

Level : 1g

Area	Height	Vol Adj Amt	ISTD Response	ISTD Amount	Date/Time		File
11704.78	5926.09	1.5000	0.0333	0.0150	7/12/2017	10:11 AM	GEDIT.RS

Level : 1a

Area	Height	Vol Adj Amt	ISTD Response	ISTD Amount	Date/Time		File
18283.12	8961.02	2.5000	0.0519	0.0250	7/12/2017	10:11 AM	GEDIT.RS

Level : 1

Area	Height	Vol Adj Amt	ISTD Response	ISTD Amount	Date/Time		File
41153.66	20792.50	5.0000	0.1089	0.0500	7/12/2017	10:11 AM	GEDIT.RS

Level : 2

Area	Height	Vol Adj Amt	ISTD Response	ISTD Amount	Date/Time		File
72522.86	36806.20	10.0000	0.1960	0.1000	7/12/2017	10:10 AM	GEDIT.RS

Level : 3

Area	Height	Vol Adj Amt	ISTD Response	ISTD Amount	Date/Time	File

Area	Height	Vol Adj Amt	ISTD Response	ISTD Amount	Date/Time	File
203580.88	102964.67	25.0000	0.5748	0.2500	7/12/2017 10:10 AM	GEDIT.RS

Level : 4

Area	Height	Vol Adj Amt	ISTD Response	ISTD Amount	Date/Time	File
409988.72	200259.50	50.0000	1.1527	0.5000	7/12/2017 10:10 AM	GEDIT.RS

Level : 5

Area	Height	Vol Adj Amt	ISTD Response	ISTD Amount	Date/Time	File
607463.86	304592.66	75.0000	1.7107	0.7500	7/12/2017 10:10 AM	GEDIT.RS

Level : 6

Area	Height	Vol Adj Amt	ISTD Response	ISTD Amount	Date/Time	File
810790.66	398772.14	100.0000	2.2695	1.0000	7/12/2017 10:10 AM	GEDIT.RS

Component: b-BHC

Level : 1a

Area	Height	Vol Adj Amt	ISTD Response	ISTD Amount	Date/Time	File
8263.12	3821.18	2.5000	0.0234	0.0250	7/12/2017 10:11 AM	GEDIT.RS

Level : 1

Area	Height	Vol Adj Amt	ISTD Response	ISTD Amount	Date/Time	File
22506.08	10742.54	5.0000	0.0596	0.0500	7/12/2017 10:11 AM	GEDIT.RS

Level : 2

Area	Height	Vol Adj Amt	ISTD Response	ISTD Amount	Date/Time	File
36947.50	17766.48	10.0000	0.0998	0.1000	7/12/2017 10:10 AM	GEDIT.RS

Level : 3

Area	Height	Vol Adj Amt	ISTD Response	ISTD Amount	Date/Time	File
95866.84	46232.92	25.0000	0.2707	0.2500	7/12/2017 10:10 AM	GEDIT.RS

Level : 4

Area	Height	Vol Adj Amt	ISTD Response	ISTD Amount	Date/Time	File
182059.21	87247.23	50.0000	0.5119	0.5000	7/12/2017 10:10 AM	GEDIT.RS

Level : 5

Area	Height	Vol Adj Amt	ISTD Response	ISTD Amount	Date/Time	File
262722.47	122222.88	75.0000	0.7399	0.7500	7/12/2017 10:10 AM	GEDIT.RS

Level : 6

Area	Height	Vol Adj Amt	ISTD Response	ISTD Amount	Date/Time	File
344052.17	160620.53	100.0000	0.9630	1.0000	7/12/2017 10:10 AM	GEDIT.RS

Component: d-BHC

Level : 1

Area	Height	Vol Adj Amt	ISTD Response	ISTD Amount	Date/Time	File
41176.70	20620.29	5.0000	0.1090	0.0500	7/12/2017 10:11 AM	GEDIT.RS

Level : 2

Area	Height	Vol Adj Amt	ISTD Response	ISTD Amount	Date/Time	File
72607.55	36749.29	10.0000	0.1962	0.1000	7/12/2017 10:10 AM	GEDIT.RS

Level : 3

Area	Height	Vol Adj Amt	ISTD Response	ISTD Amount	Date/Time	File
203037.13	105840.12	25.0000	0.5733	0.2500	7/12/2017 10:10 AM	GEDIT.RS

Level : 4

Area	Height	Vol Adj Amt	ISTD Response	ISTD Amount	Date/Time	File
419679.25	207852.44	50.0000	1.1799	0.5000	7/12/2017 10:10 AM	GEDIT.RS

Level : 5

Area	Height	Vol Adj Amt	ISTD Response	ISTD Amount	Date/Time	File
625831.29	315040.46	75.0000	1.7625	0.7500	7/12/2017 10:10 AM	GEDIT.RS

Level : 6

Area	Height	Vol Adj Amt	ISTD Response	ISTD Amount	Date/Time	File
846852.90	418877.44	100.0000	2.3704	1.0000	7/12/2017 10:10 AM	GEDIT.RS

Component: Heptachlor

Level : 1

Area	Height	Vol Adj Amt	ISTD Response	ISTD Amount	Date/Time	File
56560.88	24187.50	5.0000	0.1497	0.0500	7/12/2017 10:11 AM	GEDIT.RS

Level : 2

Area	Height	Vol Adj Amt	ISTD Response	ISTD Amount	Date/Time	File
84858.19	41767.66	10.0000	0.2293	0.1000	7/12/2017 10:10 AM	GEDIT.RS

Level : 3

Area	Height	Vol Adj Amt	ISTD Response	ISTD Amount	Date/Time	File
222327.78	109889.19	25.0000	0.6278	0.2500	7/12/2017 10:10 AM	GEDIT.RS

Level : 4

Area	Height	Vol Adj Amt	ISTD Response	ISTD Amount	Date/Time	File
435483.66	210866.79	50.0000	1.2243	0.5000	7/12/2017 10:10 AM	GEDIT.RS

Level : 5

Area	Height	Vol Adj Amt	ISTD Response	ISTD Amount	Date/Time	File
634578.72	309814.80	75.0000	1.7871	0.7500	7/12/2017 10:10 AM	GEDIT.RS

Level : 6

Area	Height	Vol Adj Amt	ISTD Response	ISTD Amount	Date/Time	File
846742.45	412427.34	100.0000	2.3701	1.0000	7/12/2017 10:10 AM	GEDIT.RS

Component: Aldrin

Level : 1a

Area	Height	Vol Adj Amt	ISTD Response	ISTD Amount	Date/Time	File
20068.50	9807.65	2.5000	0.0569	0.0250	7/12/2017 10:11 AM	GEDIT.RS

Level : 1

Area	Height	Vol Adj Amt	ISTD Response	ISTD Amount	Date/Time	File
42491.68	20960.64	5.0000	0.1125	0.0500	7/12/2017 10:11 AM	GEDIT.RS

Level : 2

Area	Height	Vol Adj Amt	ISTD Response	ISTD Amount	Date/Time	File
72422.53	36643.73	10.0000	0.1957	0.1000	7/12/2017 10:10 AM	GEDIT.RS

Level : 3

Area	Height	Vol Adj Amt	ISTD Response	ISTD Amount	Date/Time	File
196591.54	99603.31	25.0000	0.5551	0.2500	7/12/2017 10:10 AM	GEDIT.RS

Level : 4

Area	Height	Vol Adj Amt	ISTD Response	ISTD Amount	Date/Time	File
394694.61	191628.38	50.0000	1.1097	0.5000	7/12/2017 10:10 AM	GEDIT.RS

Level : 5

Area	Height	Vol Adj Amt	ISTD Response	ISTD Amount	Date/Time	File
577581.61	283674.56	75.0000	1.6266	0.7500	7/12/2017 10:10 AM	GEDIT.RS

Level : 6

Area	Height	Vol Adj Amt	ISTD Response	ISTD Amount	Date/Time	File
772151.39	372308.80	100.0000	2.1613	1.0000	7/12/2017 10:10 AM	GEDIT.RS

Component: Heptachlor epoxide

Level : 1

Area	Height	Vol Adj Amt	ISTD Response	ISTD Amount	Date/Time	File
44747.76	21372.81	5.0000	0.1185	0.0500	7/12/2017 10:11 AM	GEDIT.RS

Level : 2

Area	Height	Vol Adj Amt	ISTD Response	ISTD Amount	Date/Time	File
72169.65	34056.53	10.0000	0.1950	0.1000	7/12/2017 10:10 AM	GEDIT.RS

Level : 3

Area	Height	Vol Adj Amt	ISTD Response	ISTD Amount	Date/Time	File
188776.56	89275.12	25.0000	0.5330	0.2500	7/12/2017 10:10 AM	GEDIT.RS

Level : 4

Area	Height	Vol Adj Amt	ISTD Response	ISTD Amount	Date/Time	File
367503.83	177527.62	50.0000	1.0332	0.5000	7/12/2017 10:10 AM	GEDIT.RS

Level : 5

Area	Height	Vol Adj Amt	ISTD Response	ISTD Amount	Date/Time	File
529745.83	248943.99	75.0000	1.4919	0.7500	7/12/2017 10:10 AM	GEDIT.RS

Level : 6

Area	Height	Vol Adj Amt	ISTD Response	ISTD Amount	Date/Time	File
701699.41	326019.40	100.0000	1.9641	1.0000	7/12/2017 10:10 AM	GEDIT.RS

Component: g-Chlordane

Level : 1a

Area	Height	Vol Adj Amt	ISTD Response	ISTD Amount	Date/Time	File
20102.11	9073.61	2.5000	0.0570	0.0250	7/12/2017 10:11 AM	GEDIT.RS

Level : 1

Area	Height	Vol Adj Amt	ISTD Response	ISTD Amount	Date/Time	File
42495.52	19843.15	5.0000	0.1125	0.0500	7/12/2017 10:11 AM	GEDIT.RS

Level : 2

Area	Height	Vol Adj Amt	ISTD Response	ISTD Amount	Date/Time	File
69538.73	33481.17	10.0000	0.1879	0.1000	7/12/2017 10:10 AM	GEDIT.RS

Level : 3

Area	Height	Vol Adj Amt	ISTD Response	ISTD Amount	Date/Time	File
185474.07	87804.46	25.0000	0.5237	0.2500	7/12/2017 10:10 AM	GEDIT.RS

Level : 4

Area	Height	Vol Adj Amt	ISTD Response	ISTD Amount	Date/Time	File
365895.96	170705.84	50.0000	1.0287	0.5000	7/12/2017 10:10 AM	GEDIT.RS

Level : 5

Area	Height	Vol Adj Amt	ISTD Response	ISTD Amount	Date/Time	File
529355.94	248793.50	75.0000	1.4908	0.7500	7/12/2017 10:10 AM	GEDIT.RS

Level : 6

Area	Height	Vol Adj Amt	ISTD Response	ISTD Amount	Date/Time	File
702525.27	327018.26	100.0000	1.9664	1.0000	7/12/2017 10:10 AM	GEDIT.RS

Component: a-Chlordane

Level : 1a

Area	Height	Vol Adj Amt	ISTD Response	ISTD Amount	Date/Time	File
19162.61	9179.66	2.5000	0.0543	0.0250	7/12/2017 10:11 AM	GEDIT.RS

Level : 1

Area	Height	Vol Adj Amt	ISTD Response	ISTD Amount	Date/Time	File
40980.15	19454.82	5.0000	0.1085	0.0500	7/12/2017 10:11 AM	GEDIT.RS

Level : 2

Area	Height	Vol Adj Amt	ISTD Response	ISTD Amount	Date/Time	File
69715.75	33668.84	10.0000	0.1884	0.1000	7/12/2017 10:10 AM	GEDIT.RS

Level : 3

Area	Height	Vol Adj Amt	ISTD Response	ISTD Amount	Date/Time	File
186418.25	87903.64	25.0000	0.5264	0.2500	7/12/2017 10:10 AM	GEDIT.RS

Level : 4

Area	Height	Vol Adj Amt	ISTD Response	ISTD Amount	Date/Time	File
363442.59	169939.90	50.0000	1.0218	0.5000	7/12/2017 10:10 AM	GEDIT.RS

Level : 5

Area	Height	Vol Adj Amt	ISTD Response	ISTD Amount	Date/Time	File
524752.19	241847.94	75.0000	1.4778	0.7500	7/12/2017 10:10 AM	GEDIT.RS

Level : 6

Area	Height	Vol Adj Amt	ISTD Response	ISTD Amount	Date/Time	File
693222.14	317404.90	100.0000	1.9404	1.0000	7/12/2017 10:10 AM	GEDIT.RS

Component: 4,4'-DDE

Level : 1a

Area	Height	Vol Adj Amt	ISTD Response	ISTD Amount	Date/Time	File
17565.94	8407.68	2.5000	0.0498	0.0250	7/12/2017 10:11 AM	GEDIT.RS

Level : 1

Area	Height	Vol Adj Amt	ISTD Response	ISTD Amount	Date/Time	File
37933.18	18302.43	5.0000	0.1004	0.0500	7/12/2017 10:11 AM	GEDIT.RS

Level : 2

Area	Height	Vol Adj Amt	ISTD Response	ISTD Amount	Date/Time	File
64502.06	31330.22	10.0000	0.1743	0.1000	7/12/2017 10:10 AM	GEDIT.RS

Level : 3

Area	Height	Vol Adj Amt	ISTD Response	ISTD Amount	Date/Time	File

171296.48	83250.64	25.0000	0.4837	0.2500	7/12/2017 10:10 AM	GEDIT.RS

Level : 4

Area	Height	Vol Adj Amt	ISTD Response	ISTD Amount	Date/Time	File
341865.43	161501.02	50.0000	0.9611	0.5000	7/12/2017 10:10 AM	GEDIT.RS

Level : 5

Area	Height	Vol Adj Amt	ISTD Response	ISTD Amount	Date/Time	File
487227.48	232976.65	75.0000	1.3721	0.7500	7/12/2017 10:10 AM	GEDIT.RS

Level : 6

Area	Height	Vol Adj Amt	ISTD Response	ISTD Amount	Date/Time	File
643378.28	307630.32	100.0000	1.8009	1.0000	7/12/2017 10:10 AM	GEDIT.RS

Component: Endosulfan I

Level : 1

Area	Height	Vol Adj Amt	ISTD Response	ISTD Amount	Date/Time	File
40687.90	19208.00	5.0000	0.1077	0.0500	7/12/2017 10:11 AM	GEDIT.RS

Level : 2

Area	Height	Vol Adj Amt	ISTD Response	ISTD Amount	Date/Time	File
70308.43	31887.44	10.0000	0.1900	0.1000	7/12/2017 10:10 AM	GEDIT.RS

Level : 3

Area	Height	Vol Adj Amt	ISTD Response	ISTD Amount	Date/Time	File
186581.67	85013.89	25.0000	0.5268	0.2500	7/12/2017 10:10 AM	GEDIT.RS

Level : 4

Area	Height	Vol Adj Amt	ISTD Response	ISTD Amount	Date/Time	File
356038.31	165688.84	50.0000	1.0010	0.5000	7/12/2017 10:10 AM	GEDIT.RS

Level : 5

Area	Height	Vol Adj Amt	ISTD Response	ISTD Amount	Date/Time	File
520499.48	234652.96	75.0000	1.4658	0.7500	7/12/2017 10:10 AM	GEDIT.RS

Level : 6

Area	Height	Vol Adj Amt	ISTD Response	ISTD Amount	Date/Time	File
688112.09	307498.82	100.0000	1.9261	1.0000	7/12/2017 10:10 AM	GEDIT.RS

Component: Dieldrin

Level : 1g

Area	Height	Vol Adj Amt	ISTD Response	ISTD Amount	Date/Time	File
10016.97	5177.62	1.5000	0.0285	0.0150	7/12/2017 10:11 AM	GEDIT.RS

Level : 1a

Area	Height	Vol Adj Amt	ISTD Response	ISTD Amount	Date/Time	File
18202.94	8404.29	2.5000	0.0516	0.0250	7/12/2017 10:11 AM	GEDIT.RS

Level : 1

Area	Height	Vol Adj Amt	ISTD Response	ISTD Amount	Date/Time	File
44501.19	18759.58	5.0000	0.1178	0.0500	7/12/2017 10:11 AM	GEDIT.RS

Level : 2

Area	Height	Vol Adj Amt	ISTD Response	ISTD Amount	Date/Time	File
71282.97	32279.16	10.0000	0.1926	0.1000	7/12/2017 10:10 AM	GEDIT.RS

Level : 3

Area	Height	Vol Adj Amt	ISTD Response	ISTD Amount	Date/Time	File
188622.91	87261.16	25.0000	0.5326	0.2500	7/12/2017 10:10 AM	GEDIT.RS

Level : 4

Area	Height	Vol Adj Amt	ISTD Response	ISTD Amount	Date/Time	File
372959.02	169279.05	50.0000	1.0486	0.5000	7/12/2017 10:10 AM	GEDIT.RS

Level : 5

Area	Height	Vol Adj Amt	ISTD Response	ISTD Amount	Date/Time	File
543477.90	248103.16	75.0000	1.5305	0.7500	7/12/2017 10:10 AM	GEDIT.RS

Level : 6

Area	Height	Vol Adj Amt	ISTD Response	ISTD Amount	Date/Time	File
724060.96	326026.03	100.0000	2.0267	1.0000	7/12/2017 10:10 AM	GEDIT.RS

Component: Endrin Breakdown

This component has no calibration levels

Component: Endrin

Level : 1

Area	Height	Vol Adj Amt	ISTD Response	ISTD Amount	Date/Time	File
37121.12	16487.98	5.0000	0.0983	0.0500	7/12/2017 10:11 AM	GEDIT.RS

Level : 2

Area	Height	Vol Adj Amt	ISTD Response	ISTD Amount	Date/Time	File
64707.95	28391.12	10.0000	0.1749	0.1000	7/12/2017 10:10 AM	GEDIT.RS

Level : 3

Area	Height	Vol Adj Amt	ISTD Response	ISTD Amount	Date/Time	File
173542.97	78355.33	25.0000	0.4900	0.2500	7/12/2017 10:10 AM	GEDIT.RS

Level : 4

Area	Height	Vol Adj Amt	ISTD Response	ISTD Amount	Date/Time		File
343019.28	151866.41	50.0000	0.9644	0.5000	7/12/2017	10:10 AM	GEDIT.RS

Level : 5

Area	Height	Vol Adj Amt	ISTD Response	ISTD Amount	Date/Time		File
494075.24	223199.69	75.0000	1.3914	0.7500	7/12/2017	10:10 AM	GEDIT.RS

Level : 6

Area	Height	Vol Adj Amt	ISTD Response	ISTD Amount	Date/Time		File
663570.13	299100.92	100.0000	1.8574	1.0000	7/12/2017	10:10 AM	GEDIT.RS

Component: 4,4'-DDD

Level : 1a

Area	Height	Vol Adj Amt	ISTD Response	ISTD Amount	Date/Time		File
12197.72	5343.91	2.5000	0.0346	0.0250	7/12/2017	10:11 AM	GEDIT.RS

Level : 1

Area	Height	Vol Adj Amt	ISTD Response	ISTD Amount	Date/Time		File
26027.09	11825.48	5.0000	0.0689	0.0500	7/12/2017	10:11 AM	GEDIT.RS

Level : 2

Area	Height	Vol Adj Amt	ISTD Response	ISTD Amount	Date/Time		File
45146.72	20901.02	10.0000	0.1220	0.1000	7/12/2017	10:10 AM	GEDIT.RS

Level : 3

Area	Height	Vol Adj Amt	ISTD Response	ISTD Amount	Date/Time		File
121819.38	56759.26	25.0000	0.3440	0.2500	7/12/2017	10:10 AM	GEDIT.RS

Level : 4

Area	Height	Vol Adj Amt	ISTD Response	ISTD Amount	Date/Time		File
247056.97	113203.87	50.0000	0.6946	0.5000	7/12/2017	10:10 AM	GEDIT.RS

Level : 5

Area	Height	Vol Adj Amt	ISTD Response	ISTD Amount	Date/Time		File
358886.33	166336.05	75.0000	1.0107	0.7500	7/12/2017	10:10 AM	GEDIT.RS

Level : 6

Area	Height	Vol Adj Amt	ISTD Response	ISTD Amount	Date/Time		File
481077.41	222558.21	100.0000	1.3466	1.0000	7/12/2017	10:10 AM	GEDIT.RS

Component: Endosulfan II

Level : 1

Area	Height	Vol Adj Amt	ISTD Response	ISTD Amount	Date/Time		File
37288.99	16522.34	5.0000	0.0887	0.0500	7/12/2017	10:11 AM	GEDIT.RS

Level : 2

Area	Height	Vol Adj Amt	ISTD Response	ISTD Amount	Date/Time	File
62826.50	27904.16	10.0000	0.1698	0.1000	7/12/2017 10:10 AM	GEDIT.RS

Level : 3

Area	Height	Vol Adj Amt	ISTD Response	ISTD Amount	Date/Time	File
167336.86	74200.00	25.0000	0.4725	0.2500	7/12/2017 10:10 AM	GEDIT.RS

Level : 4

Area	Height	Vol Adj Amt	ISTD Response	ISTD Amount	Date/Time	File
324715.02	142727.35	50.0000	0.9129	0.5000	7/12/2017 10:10 AM	GEDIT.RS

Level : 5

Area	Height	Vol Adj Amt	ISTD Response	ISTD Amount	Date/Time	File
471012.47	207915.79	75.0000	1.3265	0.7500	7/12/2017 10:10 AM	GEDIT.RS

Level : 6

Area	Height	Vol Adj Amt	ISTD Response	ISTD Amount	Date/Time	File
619754.15	267285.25	100.0000	1.7347	1.0000	7/12/2017 10:10 AM	GEDIT.RS

Component: DDT Breakdown

This component has no calibration levels

Component: 4,4'-DDT

Level : 1a

Area	Height	Vol Adj Amt	ISTD Response	ISTD Amount	Date/Time	File
13849.55	6447.90	2.5000	0.0393	0.0250	7/12/2017 10:11 AM	GEDIT.RS

Level : 1

Area	Height	Vol Adj Amt	ISTD Response	ISTD Amount	Date/Time	File
30187.58	13660.69	5.0000	0.0799	0.0500	7/12/2017 10:11 AM	GEDIT.RS

Level : 2

Area	Height	Vol Adj Amt	ISTD Response	ISTD Amount	Date/Time	File
51457.75	23531.46	10.0000	0.1391	0.1000	7/12/2017 10:10 AM	GEDIT.RS

Level : 3

Area	Height	Vol Adj Amt	ISTD Response	ISTD Amount	Date/Time	File
141384.00	63384.92	25.0000	0.3992	0.2500	7/12/2017 10:10 AM	GEDIT.RS

Level : 4

Area	Height	Vol Adj Amt	ISTD Response	ISTD Amount	Date/Time	File
280333.54	127136.53	50.0000	0.7881	0.5000	7/12/2017 10:10 AM	GEDIT.RS

Level : 5

Area	Height	Vol Adj Amt	ISTD Response	ISTD Amount	Date/Time		File
407381.23	181625.63	75.0000	1.1473	0.7500	7/12/2017	10:10 AM	GEDIT.RS

Level : 6

Area	Height	Vol Adj Amt	ISTD Response	ISTD Amount	Date/Time		File
542950.05	236172.10	100.0000	1.5198	1.0000	7/12/2017	10:10 AM	GEDIT.RS

Component: Endrin aldehyde

Level : 2

Area	Height	Vol Adj Amt	ISTD Response	ISTD Amount	Date/Time		File
55733.67	25382.20	10.0000	0.1506	0.1000	7/12/2017	10:10 AM	GEDIT.RS

Level : 3

Area	Height	Vol Adj Amt	ISTD Response	ISTD Amount	Date/Time		File
141849.55	64106.56	25.0000	0.4005	0.2500	7/12/2017	10:10 AM	GEDIT.RS

Level : 4

Area	Height	Vol Adj Amt	ISTD Response	ISTD Amount	Date/Time		File
279073.62	124348.94	50.0000	0.7846	0.5000	7/12/2017	10:10 AM	GEDIT.RS

Level : 5

Area	Height	Vol Adj Amt	ISTD Response	ISTD Amount	Date/Time		File
397236.23	176783.03	75.0000	1.1187	0.7500	7/12/2017	10:10 AM	GEDIT.RS

Level : 6

Area	Height	Vol Adj Amt	ISTD Response	ISTD Amount	Date/Time		File
523535.84	227568.32	100.0000	1.4654	1.0000	7/12/2017	10:10 AM	GEDIT.RS

Component: Methoxychlor

Level : 2

Area	Height	Vol Adj Amt	ISTD Response	ISTD Amount	Date/Time		File
32423.17	15459.65	10.0000	0.0876	0.1000	7/12/2017	10:10 AM	GEDIT.RS

Level : 3

Area	Height	Vol Adj Amt	ISTD Response	ISTD Amount	Date/Time		File
86781.69	40582.95	25.0000	0.2450	0.2500	7/12/2017	10:10 AM	GEDIT.RS

Level : 4

Area	Height	Vol Adj Amt	ISTD Response	ISTD Amount	Date/Time		File
169227.59	79123.84	50.0000	0.4758	0.5000	7/12/2017	10:10 AM	GEDIT.RS

Level : 5

Area	Height	Vol Adj Amt	ISTD Response	ISTD Amount	Date/Time		File

240597.95	109524.83	75.0000	0.6776	0.7500	7/12/2017 10:10 AM	GEDIT.RS

Level : 6

Area	Height	Vol Adj Amt	ISTD Response	ISTD Amount	Date/Time	File
314405.56	143404.24	100.0000	0.8800	1.0000	7/12/2017 10:10 AM	GEDIT.RS

Component: Mirex

Level : 1a

Area	Height	Vol Adj Amt	ISTD Response	ISTD Amount	Date/Time	File
16219.59	7172.31	2.5000	0.0460	0.0250	7/12/2017 10:11 AM	GEDIT.RS

Level : 1

Area	Height	Vol Adj Amt	ISTD Response	ISTD Amount	Date/Time	File
35213.83	15951.79	5.0000	0.0932	0.0500	7/12/2017 10:11 AM	GEDIT.RS

Level : 2

Area	Height	Vol Adj Amt	ISTD Response	ISTD Amount	Date/Time	File
56417.41	25812.73	10.0000	0.1525	0.1000	7/12/2017 10:10 AM	GEDIT.RS

Level : 3

Area	Height	Vol Adj Amt	ISTD Response	ISTD Amount	Date/Time	File
145704.54	64503.62	25.0000	0.4114	0.2500	7/12/2017 10:10 AM	GEDIT.RS

Level : 4

Area	Height	Vol Adj Amt	ISTD Response	ISTD Amount	Date/Time	File
270697.18	118326.90	50.0000	0.7611	0.5000	7/12/2017 10:10 AM	GEDIT.RS

Level : 5

Area	Height	Vol Adj Amt	ISTD Response	ISTD Amount	Date/Time	File
375797.37	160076.12	75.0000	1.0583	0.7500	7/12/2017 10:10 AM	GEDIT.RS

Level : 6

Area	Height	Vol Adj Amt	ISTD Response	ISTD Amount	Date/Time	File
483817.97	204275.11	100.0000	1.3543	1.0000	7/12/2017 10:10 AM	GEDIT.RS

Component: Endosulfan sulfate

Level : 1

Area	Height	Vol Adj Amt	ISTD Response	ISTD Amount	Date/Time	File
35587.71	16572.54	5.0000	0.0942	0.0500	7/12/2017 10:11 AM	GEDIT.RS

Level : 2

Area	Height	Vol Adj Amt	ISTD Response	ISTD Amount	Date/Time	File
58810.18	28257.96	10.0000	0.1589	0.1000	7/12/2017 10:10 AM	GEDIT.RS

Level : 3

Area	Height	Vol Adj Amt	ISTD Response	ISTD Amount	Date/Time	File
156862.99	72073.00	25.0000	0.4429	0.2500	7/12/2017 10:10 AM	GEDIT.RS

Level : 4

Area	Height	Vol Adj Amt	ISTD Response	ISTD Amount	Date/Time	File
307247.27	141050.06	50.0000	0.8638	0.5000	7/12/2017 10:10 AM	GEDIT.RS

Level : 5

Area	Height	Vol Adj Amt	ISTD Response	ISTD Amount	Date/Time	File
438307.93	199855.38	75.0000	1.2344	0.7500	7/12/2017 10:10 AM	GEDIT.RS

Level : 6

Area	Height	Vol Adj Amt	ISTD Response	ISTD Amount	Date/Time	File
573082.64	256603.27	100.0000	1.6041	1.0000	7/12/2017 10:10 AM	GEDIT.RS

Component: Endrin Ketone

Level : 3

Area	Height	Vol Adj Amt	ISTD Response	ISTD Amount	Date/Time	File
187313.06	86307.94	25.0000	0.5289	0.2500	7/12/2017 10:10 AM	GEDIT.RS

Level : 4

Area	Height	Vol Adj Amt	ISTD Response	ISTD Amount	Date/Time	File
366074.90	167357.76	50.0000	1.0292	0.5000	7/12/2017 10:10 AM	GEDIT.RS

Level : 5

Area	Height	Vol Adj Amt	ISTD Response	ISTD Amount	Date/Time	File
522876.43	233121.72	75.0000	1.4725	0.7500	7/12/2017 10:10 AM	GEDIT.RS

Level : 6

Area	Height	Vol Adj Amt	ISTD Response	ISTD Amount	Date/Time	File
673640.19	301157.01	100.0000	1.8856	1.0000	7/12/2017 10:10 AM	GEDIT.RS

Component: % DCBP

Level : 1

Area	Height	Vol Adj Amt	ISTD Response	ISTD Amount	Date/Time	File
153530.09	62944.82	20.0000	0.4065	0.2000	7/12/2017 10:11 AM	GEDIT.RS

Level : 2

Area	Height	Vol Adj Amt	ISTD Response	ISTD Amount	Date/Time	File
278964.78	113270.31	40.0000	0.7539	0.4000	7/12/2017 10:10 AM	GEDIT.RS

Level : 3

Area	Height	Vol Adj Amt	ISTD Response	ISTD Amount	Date/Time	File

389711.90	159506.03	60.0000	1.1004	0.6000	7/12/2017	10:10 AM	GEDIT.RS

Level : 4

Area	Height	Vol Adj Amt	ISTD Response	ISTD Amount	Date/Time		File
520946.85	203500.31	80.0000	1.4646	0.8000	7/12/2017	10:10 AM	GEDIT.RS

Level : 5

Area	Height	Vol Adj Amt	ISTD Response	ISTD Amount	Date/Time		File
606405.88	242240.56	100.0000	1.7078	1.0000	7/12/2017	10:10 AM	GEDIT.RS

Level : 6

Area	Height	Vol Adj Amt	ISTD Response	ISTD Amount	Date/Time		File
697153.63	279570.61	120.0000	1.9514	1.2000	7/12/2017	10:10 AM	GEDIT.RS

Turbochrom Method File : E:\TC2017\ECD7\07-JUL\PS711BI.MTH
Created by : am on : 7/12/2017 10:06 AM
Edited by : cw on : 7/12/2017 10:18 AM
Description :

Number of Times Edited : 5
Number of Times Calibrated : 7663

Instrument Conditions :

Instrument Control Method:
Instrument name : AUTO_ECD7

Interface Parameters :
Delay Time : 0.00 min.
Run Time : 15.00 min.
Sampling Rate : 1.5620 pts/s
Interface Type : 900
Analog Voltage Input : 1000 mV
Data will be collected from both channels

Timed Events:
There are no timed events in the method

Real Time Plot Parameters :
Channel A -- Pages: 1 Offset: 0.000 mV Scale: 1000.000 mV
Channel B -- Pages: 1 Offset: 0.000 mV Scale: 1000.000 mV

Processing Parameters :
Bunch Factor : 1 points
Noise Threshold : 406 µV
Area Threshold : 2028.00 µV

Peak Separation Criteria
Width Ratio : 0.200
Valley-to-Peak Ratio : 0.010

Exponential Skim Criteria
Peak Height Ratio : 5.000
Adjusted Height Ratio : 4.000
Valley Height Ratio : 3.000

Baseline Timed Events :
Event #1 - -P at 0.038
Event #2 - +P at 3.355
Event #3 - -P at 3.656
Event #4 - +P at 5.263
Event #5 - -P at 5.420
Event #6 - +P at 5.941
Event #7 - -P at 8.124
Event #8 - +P at 8.541
Event #9 - -P at 11.701
Event #10 - +P at 12.184

Event #11 - -P at 12.460
Event #12 - +P at 13.610
Event #13 - -P at 13.969

Annotated Replot Parameters :
No replot will be printed

Report Format files :
No report format files given

User Programs :
No user programs will be executed

Global Information :
Default Sample Volume : 1.000 ul
Quantitation Units :
Void Time : 0.000 min
Correct amounts during calibration : YES
Reject outliers during calibration : NO
An Internal Standard calibration will be used
Unknown peaks will be quantitated using a response factor of 1.000000e+06

Component Information :
Int Std
Component Type : Single Peak Component
Retention Time : 3.423 min Search Window: 1.00 s, 1.00 %
Reference Component:
Find peak closest to expected RT in window
Internal Standard :
Use Average Calibration Factor (Area ratio / Amount ratio)
User Values:
Label :
Value 1: 0.000000
Value 2: 0.000000
Value 3: 0.000000
Value 4: 0.000000
Value 5: 0.000000
Calibration Levels:

Level Name	Amount	Area	Height	ISTD Resp.	ISTD Amt.	# Replicates
1	100.0000	218284.25	91408.73	1.0000	1.0000	1
1A	100.0000	213906.21	82561.28	1.0000	1.0000	1
1g	100.0000	209864.91	84676.94	1.0000	1.0000	1
2	100.0000	204288.73	81826.52	1.0000	1.0000	1
3	100.0000	208674.45	86471.92	1.0000	1.0000	1
4	100.0000	195200.06	84959.77	1.0000	1.0000	1
5	100.0000	203492.95	88701.00	1.0000	1.0000	1
6	100.0000	204140.84	87175.68	1.0000	1.0000	1

Average Calibration Factor = 1.000000 (%RSD = 0.00)

% TCMX
Component Type : Single Peak Component
Retention Time : 5.314 min Search Window: 1.00 s, 1.00 %
Reference Component:
Find peak closest to expected RT in window
Internal Standard : Int Std
Use Average Calibration Factor (Area ratio / Amount ratio)
User Values:

Label :
Value 1: 0.000000
Value 2: 0.000000
Value 3: 0.000000
Value 4: 0.000000
Value 5: 0.000000

Calibration Levels:

Level Name	Amount	Area	Height	ISTD Resp.	ISTD Amt.	# Replicates
1	20.0000	42578.74	20366.42	0.1951	0.2000	1
2	40.0000	77346.35	36143.12	0.3786	0.4000	1
3	60.0000	111255.44	51731.76	0.5332	0.6000	1
4	80.0000	140040.33	66307.90	0.7174	0.8000	1
5	100.0000	165105.63	77716.54	0.8114	1.0000	1
6	120.0000	198523.36	90725.61	0.9725	1.2000	1

Average Calibration Factor = 0.888160 (%RSD = 7.64)

a-BHC

Component Type : Single Peak Component
Retention Time : 6.020 min Search Window: 0.50 s, 0.50 %
Reference Component: % TCMX
Find peak closest to expected RT in window
Internal Standard : Int Std
Use Average Calibration Factor (Area ratio / Amount ratio)
User Values:
Label :
Value 1: 0.000000
Value 2: 0.000000
Value 3: 0.000000
Value 4: 0.000000
Value 5: 0.000000

Calibration Levels:

Level Name	Amount	Area	Height	ISTD Resp.	ISTD Amt.	# Replicates
1a	2.5000	9556.45	5099.51	0.0447	0.0250	1
1	5.0000	23122.88	11929.92	0.1059	0.0500	1
2	10.0000	41211.05	21521.20	0.2017	0.1000	1
3	25.0000	119060.22	62185.05	0.5706	0.2500	1
4	50.0000	248480.36	126039.90	1.2730	0.5000	1
5	75.0000	388300.99	202212.51	1.9082	0.7500	1
6	100.0000	529539.78	270800.51	2.5940	1.0000	1

Average Calibration Factor = 2.269898 (%RSD = 13.66)

Hexachlorobenzene

Component Type : Single Peak Component
Retention Time : 6.092 min Search Window: 0.50 s, 0.50 %
Reference Component: % TCMX
Find peak closest to expected RT in window
Internal Standard : Int Std
Use Average Calibration Factor (Area ratio / Amount ratio)
User Values:
Label :
Value 1: 0.000000
Value 2: 0.000000
Value 3: 0.000000
Value 4: 0.000000
Value 5: 0.000000

Calibration Levels:

Level Name	Amount	Area	Height	ISTD Resp.	ISTD Amt.	# Replicates
1	5.0000	42617.83	21043.13	0.1952	0.0500	1
2	10.0000	70151.45	34583.73	0.3433	0.1000	1

3	25.0000	177707.37	84683.64	0.8516	0.2500	1
4	50.0000	338188.64	158707.72	1.7325	0.5000	1
5	75.0000	464940.35	220313.67	2.2848	0.7500	1
6	100.0000	605573.83	281560.78	2.9665	1.0000	1

Average Calibration Factor = 3.370343 (%RSD = 10.00)

g-BHC

Component Type : Single Peak Component
Retention Time : 6.535 min Search Window: 0.50 s, 0.50 %
Reference Component: % TCMX
Find peak closest to expected RT in window
Internal Standard : Int Std
Use Average Calibration Factor (Area ratio / Amount ratio)
User Values:
Label :
Value 1: 0.000000
Value 2: 0.000000
Value 3: 0.000000
Value 4: 0.000000
Value 5: 0.000000
Calibration Levels:

Level Name	Amount	Area	Height	ISTD Resp.	ISTD Amt.	# Replicates
1a	2.5000	13223.11	6713.13	0.0618	0.0250	1
1	5.0000	28717.67	14509.39	0.1316	0.0500	1
2	10.0000	42994.24	22170.10	0.2105	0.1000	1
3	25.0000	117719.59	60104.86	0.5641	0.2500	1
4	50.0000	238859.79	122540.08	1.2237	0.5000	1
5	75.0000	359113.95	181492.54	1.7647	0.7500	1
6	100.0000	484773.36	241300.08	2.3747	1.0000	1

Average Calibration Factor = 2.377149 (%RSD = 7.04)

b-BHC

Component Type : Single Peak Component
Retention Time : 6.861 min Search Window: 0.50 s, 0.50 %
Reference Component: % TCMX
Find peak closest to expected RT in window
Internal Standard : Int Std
Use Average Calibration Factor (Area ratio / Amount ratio)
User Values:
Label :
Value 1: 0.000000
Value 2: 0.000000
Value 3: 0.000000
Value 4: 0.000000
Value 5: 0.000000
Calibration Levels:

Level Name	Amount	Area	Height	ISTD Resp.	ISTD Amt.	# Replicates
1a	2.5000	4507.68	2252.67	0.0211	0.0250	1
1	5.0000	12695.90	6400.76	0.0582	0.0500	1
2	10.0000	20956.15	10486.17	0.1026	0.1000	1
3	25.0000	53417.41	27125.40	0.2560	0.2500	1
4	50.0000	105046.41	52255.22	0.5381	0.5000	1
5	75.0000	153845.07	74902.41	0.7560	0.7500	1
6	100.0000	196708.70	98732.41	0.9636	1.0000	1

Average Calibration Factor = 1.014834 (%RSD = 9.71)

d-BHC

Component Type : Single Peak Component
Retention Time : 7.215 min Search Window: 0.50 s, 0.50 %
Reference Component: % TCMX

Find peak closest to expected RT in window
Internal Standard : Int Std
Use Average Calibration Factor (Area ratio / Amount ratio)
User Values:
Label :
Value 1: 0.000000
Value 2: 0.000000
Value 3: 0.000000
Value 4: 0.000000
Value 5: 0.000000
Calibration Levels:

Level Name	Amount	Area	Height	ISTD Resp.	ISTD Amt.	# Replicates
1	5.0000	23573.94	11770.88	0.1080	0.0500	1
2	10.0000	39966.39	20816.40	0.1956	0.1000	1
3	25.0000	114379.96	60385.66	0.5481	0.2500	1
4	50.0000	243094.10	123389.03	1.2454	0.5000	1
5	75.0000	373218.94	195171.46	1.8341	0.7500	1
6	100.0000	508491.67	263592.72	2.4909	1.0000	1

Average Calibration Factor = 2.289304 (%RSD = 9.62)

Heptachlor
Component Type : Single Peak Component
Retention Time : 7.460 min Search Window: 0.50 s, 0.50 %
Reference Component: % TCMX
Find peak closest to expected RT in window
Internal Standard : Int Std
Use Average Calibration Factor (Area ratio / Amount ratio)
User Values:
Label :
Value 1: 0.000000
Value 2: 0.000000
Value 3: 0.000000
Value 4: 0.000000
Value 5: 0.000000
Calibration Levels:

Level Name	Amount	Area	Height	ISTD Resp.	ISTD Amt.	# Replicates
1	5.0000	32340.59	14499.80	0.1482	0.0500	1
2	10.0000	48987.83	23577.25	0.2398	0.1000	1
3	25.0000	131860.11	65112.95	0.6319	0.2500	1
4	50.0000	264206.78	134867.84	1.3535	0.5000	1
5	75.0000	394250.31	195026.32	1.9374	0.7500	1
6	100.0000	531992.63	263355.26	2.6060	1.0000	1

Average Calibration Factor = 2.630829 (%RSD = 7.29)

Aldrin
Component Type : Single Peak Component
Retention Time : 7.974 min Search Window: 0.50 s, 0.50 %
Reference Component: % TCMX
Find peak closest to expected RT in window
Internal Standard : Int Std
Use Average Calibration Factor (Area ratio / Amount ratio)
User Values:
Label :
Value 1: 0.000000
Value 2: 0.000000
Value 3: 0.000000
Value 4: 0.000000
Value 5: 0.000000

Calibration Levels:

Level Name	Amount	Area	Height	ISTD Resp.	ISTD Amt.	# Replicates
1a	2.5000	12646.61	6100.28	0.0591	0.0250	1
1	5.0000	25833.55	12285.52	0.1183	0.0500	1
2	10.0000	43403.33	21555.40	0.2125	0.1000	1
3	25.0000	118413.57	58480.12	0.5675	0.2500	1
4	50.0000	243122.91	118028.21	1.2455	0.5000	1
5	75.0000	363092.18	180265.52	1.7843	0.7500	1
6	100.0000	493377.07	241025.43	2.4168	1.0000	1

Average Calibration Factor = 2.344744 (%RSD = 5.01)

Heptachlor epoxide

Component Type : Single Peak Component
Retention Time : 8.665 min Search Window: 0.50 s, 0.50 %
Reference Component:
Find peak closest to expected RT in window
Internal Standard : Int Std
Use Average Calibration Factor (Area ratio / Amount ratio)
User Values:
Label :
Value 1: 0.000000
Value 2: 0.000000
Value 3: 0.000000
Value 4: 0.000000
Value 5: 0.000000
Calibration Levels:

Level Name	Amount	Area	Height	ISTD Resp.	ISTD Amt.	# Replicates
2	10.0000	44940.46	20504.62	0.2200	0.1000	1
3	25.0000	119216.39	55566.32	0.5713	0.2500	1
4	50.0000	236258.64	108900.32	1.2103	0.5000	1
5	75.0000	348980.79	162456.81	1.7150	0.7500	1
6	100.0000	467704.53	216690.09	2.2911	1.0000	1

Average Calibration Factor = 2.296687 (%RSD = 3.44)

g-Chlordane

Component Type : Single Peak Component
Retention Time : 9.098 min Search Window: 0.50 s, 0.50 %
Reference Component: Heptachlor epoxide
Find peak closest to expected RT in window
Internal Standard : Int Std
Use Average Calibration Factor (Area ratio / Amount ratio)
User Values:
Label :
Value 1: 0.000000
Value 2: 0.000000
Value 3: 0.000000
Value 4: 0.000000
Value 5: 0.000000
Calibration Levels:

Level Name	Amount	Area	Height	ISTD Resp.	ISTD Amt.	# Replicates
1a	2.5000	12025.29	5510.39	0.0562	0.0250	1
1	5.0000	26042.25	11941.60	0.1193	0.0500	1
2	10.0000	43346.35	19959.35	0.2122	0.1000	1
3	25.0000	116093.47	52799.42	0.5563	0.2500	1
4	50.0000	232611.71	108370.25	1.1917	0.5000	1
5	75.0000	341489.75	156093.15	1.6781	0.7500	1
6	100.0000	459362.35	207228.78	2.2502	1.0000	1

Average Calibration Factor = 2.264717 (%RSD = 4.11)

a-Chlordane

Component Type : Single Peak Component
Retention Time : 9.235 min Search Window: 0.40 s, 0.30 %
Reference Component: Heptachlor epoxide
Find peak closest to expected RT in window
Internal Standard : Int Std
Use Average Calibration Factor (Area ratio / Amount ratio)
User Values:
Label :
Value 1: 0.000000
Value 2: 0.000000
Value 3: 0.000000
Value 4: 0.000000
Value 5: 0.000000
Calibration Levels:

Level Name	Amount	Area	Height	ISTD Resp.	ISTD Amt.	# Replicates
1a	2.5000	11682.87	5354.47	0.0546	0.0250	1
1	5.0000	23981.85	11479.87	0.1099	0.0500	1
2	10.0000	42859.91	19538.76	0.2098	0.1000	1
3	25.0000	113099.00	52339.04	0.5420	0.2500	1
4	50.0000	217120.69	104463.15	1.1123	0.5000	1
5	75.0000	331981.23	150515.88	1.6314	0.7500	1
6	100.0000	443461.47	200900.04	2.1723	1.0000	1

Average Calibration Factor = 2.174297 (%RSD = 1.78)

Endosulfan I
Component Type : Single Peak Component
Retention Time : 9.292 min Search Window: 0.30 s, 0.30 %
Reference Component: Heptachlor epoxide
Find peak closest to expected RT in window
Internal Standard : Int Std
Use Average Calibration Factor (Area ratio / Amount ratio)
User Values:
Label :
Value 1: 0.000000
Value 2: 0.000000
Value 3: 0.000000
Value 4: 0.000000
Value 5: 0.000000
Calibration Levels:

Level Name	Amount	Area	Height	ISTD Resp.	ISTD Amt.	# Replicates
1	5.0000	30929.80	13302.26	0.1417	0.0500	1
2	10.0000	43321.27	19891.88	0.2121	0.1000	1
3	25.0000	113384.99	51617.29	0.5434	0.2500	1
4	50.0000	234011.18	102550.77	1.1988	0.5000	1
5	75.0000	328938.08	145630.65	1.6165	0.7500	1
6	100.0000	441982.49	194754.15	2.1651	1.0000	1

Average Calibration Factor = 2.307657 (%RSD = 11.97)

4,4'-DDE
Component Type : Single Peak Component
Retention Time : 9.591 min Search Window: 0.50 s, 0.50 %
Reference Component: Heptachlor epoxide
Find largest peak in window
Internal Standard : Int Std
Use Average Calibration Factor (Area ratio / Amount ratio)
User Values:
Label :
Value 1: 0.000000
Value 2: 0.000000

Value 3: 0.000000
Value 4: 0.000000
Value 5: 0.000000

Calibration Levels:

Level Name	Amount	Area	Height	ISTD Resp.	ISTD Amt.	# Replicates
1a	2.5000	11872.92	5214.03	0.0555	0.0250	1
1	5.0000	24282.33	11110.02	0.1112	0.0500	1
2	10.0000	40796.41	18362.39	0.1997	0.1000	1
3	25.0000	107711.91	48114.10	0.5162	0.2500	1
4	50.0000	216866.83	97495.08	1.1110	0.5000	1
5	75.0000	314512.80	139882.29	1.5456	0.7500	1
6	100.0000	419040.32	187569.09	2.0527	1.0000	1

Average Calibration Factor = 2.120313 (%RSD = 4.62)

DDT Breakdown

Component Type : Named Group

Group Members:

4,4'-DDE
4,4'-DDD
4,4'-DDT

Internal Standard : Int Std

Quantitation will be done using response factor = 1.000000e+06

Dieldrin

Component Type : Single Peak Component

Retention Time : 9.764 min Search Window: 0.50 s, 0.50 %

Reference Component: Heptachlor epoxide

Find largest peak in window

Internal Standard : Int Std

Use Average Calibration Factor (Area ratio / Amount ratio)

User Values:

Label :
Value 1: 0.000000
Value 2: 0.000000
Value 3: 0.000000
Value 4: 0.000000
Value 5: 0.000000

Calibration Levels:

Level Name	Amount	Area	Height	ISTD Resp.	ISTD Amt.	# Replicates
1g	1.5000	6691.42	3094.35	0.0319	0.0150	1
1a	2.5000	9811.78	4533.45	0.0459	0.0250	1
1	5.0000	22240.72	10185.61	0.1019	0.0500	1
2	10.0000	38871.00	17798.10	0.1903	0.1000	1
3	25.0000	108576.18	50251.83	0.5203	0.2500	1
4	50.0000	224556.01	102004.22	1.1504	0.5000	1
5	75.0000	335428.93	155268.83	1.6484	0.7500	1
6	100.0000	453959.66	208497.65	2.2238	1.0000	1

Average Calibration Factor = 2.088067 (%RSD = 7.64)

Endrin

Component Type : Single Peak Component

Retention Time : 10.121 min Search Window: 0.50 s, 0.50 %

Reference Component:

Find largest peak in window

Internal Standard : Int Std

Use Average Calibration Factor (Area ratio / Amount ratio)

User Values:

Label :

Value 1: 0.000000
Value 2: 0.000000
Value 3: 0.000000
Value 4: 0.000000
Value 5: 0.000000

Calibration Levels:

Level Name	Amount	Area	Height	ISTD Resp.	ISTD Amt.	# Replicates
1	5.0000	19828.42	10101.14	0.0908	0.0500	1
2	10.0000	37804.74	17693.58	0.1851	0.1000	1
3	25.0000	101288.09	47620.73	0.4854	0.2500	1
4	50.0000	214949.10	101686.09	1.1012	0.5000	1
5	75.0000	317957.42	145536.24	1.5625	0.7500	1
6	100.0000	430604.34	196782.22	2.1093	1.0000	1

Average Calibration Factor = 2.000648 (%RSD = 7.72)

4,4'-DDD

Component Type : Single Peak Component
Retention Time : 10.413 min Search Window: 0.60 s, 0.50 %
Reference Component: Endrin
Find largest peak in window
Internal Standard : Int Std
Use Average Calibration Factor (Area ratio / Amount ratio)
User Values:
Label :
Value 1: 0.000000
Value 2: 0.000000
Value 3: 0.000000
Value 4: 0.000000
Value 5: 0.000000

Calibration Levels:

Level Name	Amount	Area	Height	ISTD Resp.	ISTD Amt.	# Replicates
1a	2.5000	8847.58	3751.84	0.0414	0.0250	1
1	5.0000	15888.16	7993.85	0.0728	0.0500	1
2	10.0000	29028.92	13003.58	0.1421	0.1000	1
3	25.0000	70016.16	34858.10	0.3355	0.2500	1
4	50.0000	134337.56	70360.03	0.6882	0.5000	1
5	75.0000	213135.82	103025.62	1.0474	0.7500	1
6	100.0000	285015.86	139132.64	1.3962	1.0000	1

Average Calibration Factor = 1.434628 (%RSD = 7.19)

Endosulfan II

Component Type : Single Peak Component
Retention Time : 10.462 min Search Window: 0.50 s, 0.50 %
Reference Component: Endrin
Find largest peak in window
Internal Standard : Int Std
Use Average Calibration Factor (Area ratio / Amount ratio)
User Values:
Label :
Value 1: 0.000000
Value 2: 0.000000
Value 3: 0.000000
Value 4: 0.000000
Value 5: 0.000000

Calibration Levels:

Level Name	Amount	Area	Height	ISTD Resp.	ISTD Amt.	# Replicates
1	5.0000	25150.90	11289.82	0.1152	0.0500	1
2	10.0000	39279.98	19158.14	0.1923	0.1000	1
3	25.0000	124683.30	48801.05	0.5017	0.2500	1
4	50.0000	222276.39	100112.10	1.1387	0.5000	1

5	75.0000	309361.29	140950.05	1.5203	0.7500	1
6	100.0000	411690.91	186715.19	2.0167	1.0000	1

Average Calibration Factor = 2.092488 (%RSD = 7.57)

Endrin aldehyde

Component Type : Single Peak Component
Retention Time : 10.660 min Search Window: 0.75 s, 0.75 %
Reference Component: Endrin
Find largest peak in window
Internal Standard : Int Std
Use Average Calibration Factor (Area ratio / Amount ratio)
User Values:
Label :
Value 1: 0.000000
Value 2: 0.000000
Value 3: 0.000000
Value 4: 0.000000
Value 5: 0.000000
Calibration Levels:

Level Name	Amount	Area	Height	ISTD Resp.	ISTD Amt.	# Replicates
2	10.0000	35373.88	15568.68	0.1732	0.1000	1
3	25.0000	85869.40	39975.24	0.4115	0.2500	1
4	50.0000	175203.26	77408.59	0.8976	0.5000	1
5	75.0000	251596.02	110773.48	1.2364	0.7500	1
6	100.0000	328028.16	145252.44	1.6069	1.0000	1

Average Calibration Factor = 1.685613 (%RSD = 4.52)

4,4'-DDT

Component Type : Single Peak Component
Retention Time : 10.878 min Search Window: 0.75 s, 0.75 %
Reference Component: Endrin
Find largest peak in window
Internal Standard : Int Std
Use Average Calibration Factor (Area ratio / Amount ratio)
User Values:
Label :
Value 1: 0.000000
Value 2: 0.000000
Value 3: 0.000000
Value 4: 0.000000
Value 5: 0.000000
Calibration Levels:

Level Name	Amount	Area	Height	ISTD Resp.	ISTD Amt.	# Replicates
1a	2.5000	8847.20	4295.20	0.0414	0.0250	1
1	5.0000	14875.48	7818.50	0.0681	0.0500	1
2	10.0000	33932.81	15173.28	0.1661	0.1000	1
3	25.0000	86220.23	39452.57	0.4132	0.2500	1
4	50.0000	169703.81	81691.97	0.8694	0.5000	1
5	75.0000	249211.90	118081.39	1.2247	0.7500	1
6	100.0000	334067.85	157371.75	1.6365	1.0000	1

Average Calibration Factor = 1.619888 (%RSD = 7.33)

Endosulfan sulfate

Component Type : Single Peak Component
Retention Time : 11.005 min Search Window: 0.50 s, 0.50 %
Reference Component: Endrin
Find largest peak in window
Internal Standard : Int Std

Use Average Calibration Factor (Area ratio / Amount ratio)
User Values:
Label :
Value 1: 0.000000
Value 2: 0.000000
Value 3: 0.000000
Value 4: 0.000000
Value 5: 0.000000
Calibration Levels:

Level Name	Amount	Area	Height	ISTD Resp.	ISTD Amt.	# Replicates
2	10.0000	41957.72	19825.91	0.2054	0.1000	1
3	25.0000	105428.29	49180.96	0.5052	0.2500	1
4	50.0000	205640.29	95812.81	1.0535	0.5000	1
5	75.0000	296295.77	138369.27	1.4560	0.7500	1
6	100.0000	390645.64	180836.52	1.9136	1.0000	1

Average Calibration Factor = 2.007347 (%RSD = 3.97)

Methoxychlor
Component Type : Single Peak Component
Retention Time : 11.566 min Search Window: 0.30 s, 0.30 %
Reference Component: Endrin
Find largest peak in window
Internal Standard : Int Std
Use Average Calibration Factor (Area ratio / Amount ratio)
User Values:
Label :
Value 1: 0.000000
Value 2: 0.000000
Value 3: 0.000000
Value 4: 0.000000
Value 5: 0.000000
Calibration Levels:

Level Name	Amount	Area	Height	ISTD Resp.	ISTD Amt.	# Replicates
2	10.0000	23881.71	10650.36	0.1169	0.1000	1
3	25.0000	53183.27	26056.27	0.2549	0.2500	1
4	50.0000	96232.15	48321.98	0.4930	0.5000	1
5	75.0000	142646.17	67700.81	0.7010	0.7500	1
6	100.0000	184387.43	87414.26	0.9032	1.0000	1

Average Calibration Factor = 1.002468 (%RSD = 10.31)

Endrin Ketone
Component Type : Single Peak Component
Retention Time : 11.634 min Search Window: 0.30 s, 0.30 %
Reference Component: Endrin
Find largest peak in window
Internal Standard : Int Std
Use Average Calibration Factor (Area ratio / Amount ratio)
User Values:
Label :
Value 1: 0.000000
Value 2: 0.000000
Value 3: 0.000000
Value 4: 0.000000
Value 5: 0.000000
Calibration Levels:

Level Name	Amount	Area	Height	ISTD Resp.	ISTD Amt.	# Replicates
1	5.0000	29141.80	12811.07	0.1335	0.0500	1
2	10.0000	46933.27	21685.32	0.2297	0.1000	1

3	25.0000	116404.76	53540.55	0.5578	0.2500	1
4	50.0000	223765.60	100809.99	1.1463	0.5000	1
5	75.0000	321253.63	148340.49	1.5787	0.7500	1
6	100.0000	419711.14	192697.53	2.0560	1.0000	1

Average Calibration Factor = 2.275399 (%RSD = 9.54)

Endrin Breakdown
Component Type : Named Group
Group Members:
Endrin
Endrin aldehyde
Endrin Ketone

Internal Standard : Int Std
Quantitation will be done using response factor = 1.000000e+06

Mirex
Component Type : Single Peak Component
Retention Time : 12.301 min Search Window: 0.30 s, 0.30 %
Reference Component: Endrin
Find largest peak in window
Internal Standard : Int Std
Use Average Calibration Factor (Area ratio / Amount ratio)
User Values:
Label :
Value 1: 0.000000
Value 2: 0.000000
Value 3: 0.000000
Value 4: 0.000000
Value 5: 0.000000
Calibration Levels:

Level Name	Amount	Area	Height	ISTD Resp.	ISTD Amt.	# Replicates
2	10.0000	36374.52	16310.77	0.1781	0.1000	1
3	25.0000	94426.37	41476.60	0.4525	0.2500	1
4	50.0000	181227.27	77291.40	0.9284	0.5000	1
5	75.0000	252679.89	106257.02	1.2417	0.7500	1
6	100.0000	327611.39	136786.26	1.6048	1.0000	1

Average Calibration Factor = 1.741570 (%RSD = 6.13)

% DCBP
Component Type : Single Peak Component
Retention Time : 13.780 min Search Window: 0.50 s, 0.50 %
Reference Component: Endrin
Find largest peak in window
Internal Standard : Int Std
Use Average Calibration Factor (Area ratio / Amount ratio)
User Values:
Label :
Value 1: 0.000000
Value 2: 0.000000
Value 3: 0.000000
Value 4: 0.000000
Value 5: 0.000000
Calibration Levels:

Level Name	Amount	Area	Height	ISTD Resp.	ISTD Amt.	# Replicates
1	20.0000	107091.55	41005.65	0.4906	0.2000	1
2	40.0000	201108.83	75002.39	0.9844	0.4000	1
3	60.0000	307000.00	115000.00	1.4072	0.6000	1
4	80.0000	386006.39	139602.32	1.9775	0.8000	1

5	100.0000	449473.10	161100.75	2.2088	1.0000	1
6	120.0000	524881.87	186952.80	2.5712	1.2000	1

Average Calibration Factor = 2.347133 (%RSD = 6.05)

Calibration Replicate Lists:

Component: Int Std

Level : 1

Area	Height	Vol Adj Amt	ISTD Response	ISTD Amount	Date/Time	File
218284.25	91408.73	100.0000	1.0000	1.0000	7/12/2017 10:18 AM	GEDIT.RS

Level : 1A

Area	Height	Vol Adj Amt	ISTD Response	ISTD Amount	Date/Time	File
213906.21	82561.28	100.0000	1.0000	1.0000	7/12/2017 10:08 AM	GEDIT.RS

Level : 1g

Area	Height	Vol Adj Amt	ISTD Response	ISTD Amount	Date/Time	File
209864.91	84676.94	100.0000	1.0000	1.0000	7/12/2017 10:07 AM	GEDIT.RS

Level : 2

Area	Height	Vol Adj Amt	ISTD Response	ISTD Amount	Date/Time	File
204288.73	81826.52	100.0000	1.0000	1.0000	7/12/2017 10:07 AM	GEDIT.RS

Level : 3

Area	Height	Vol Adj Amt	ISTD Response	ISTD Amount	Date/Time	File
208674.45	86471.92	100.0000	1.0000	1.0000	7/12/2017 10:07 AM	GEDIT.RS

Level : 4

Area	Height	Vol Adj Amt	ISTD Response	ISTD Amount	Date/Time	File
195200.06	84959.77	100.0000	1.0000	1.0000	7/12/2017 10:07 AM	GEDIT.RS

Level : 5

Area	Height	Vol Adj Amt	ISTD Response	ISTD Amount	Date/Time	File
203492.95	88701.00	100.0000	1.0000	1.0000	7/12/2017 10:07 AM	GEDIT.RS

Level : 6

Area	Height	Vol Adj Amt	ISTD Response	ISTD Amount	Date/Time	File
204140.84	87175.68	100.0000	1.0000	1.0000	7/12/2017 10:07 AM	GEDIT.RS

Component: % TCMX

Level : 1

Area	Height	Vol Adj Amt	ISTD Response	ISTD Amount	Date/Time	File
42578.74	20366.42	20.0000	0.1951	0.2000	7/12/2017 10:18 AM	GEDIT.RS

Level : 2

Area	Height	Vol Adj Amt	ISTD Response	ISTD Amount	Date/Time	File

Area	Height	Vol Adj Amt	ISTD Response	ISTD Amount	Date/Time	File
77346.35	36143.12	40.0000	0.3786	0.4000	7/12/2017 10:07 AM	GEDIT.RS

Level : 3

Area	Height	Vol Adj Amt	ISTD Response	ISTD Amount	Date/Time	File
111255.44	51731.76	60.0000	0.5332	0.6000	7/12/2017 10:07 AM	GEDIT.RS

Level : 4

Area	Height	Vol Adj Amt	ISTD Response	ISTD Amount	Date/Time	File
140040.33	66307.90	80.0000	0.7174	0.8000	7/12/2017 10:07 AM	GEDIT.RS

Level : 5

Area	Height	Vol Adj Amt	ISTD Response	ISTD Amount	Date/Time	File
165105.63	77716.54	100.0000	0.8114	1.0000	7/12/2017 10:07 AM	GEDIT.RS

Level : 6

Area	Height	Vol Adj Amt	ISTD Response	ISTD Amount	Date/Time	File
198523.36	90725.61	120.0000	0.9725	1.2000	7/12/2017 10:07 AM	GEDIT.RS

Component: a-BHC

Level : 1a

Area	Height	Vol Adj Amt	ISTD Response	ISTD Amount	Date/Time	File
9556.45	5099.51	2.5000	0.0447	0.0250	7/12/2017 10:08 AM	GEDIT.RS

Level : 1

Area	Height	Vol Adj Amt	ISTD Response	ISTD Amount	Date/Time	File
23122.88	11929.92	5.0000	0.1059	0.0500	7/12/2017 10:18 AM	GEDIT.RS

Level : 2

Area	Height	Vol Adj Amt	ISTD Response	ISTD Amount	Date/Time	File
41211.05	21521.20	10.0000	0.2017	0.1000	7/12/2017 10:07 AM	GEDIT.RS

Level : 3

Area	Height	Vol Adj Amt	ISTD Response	ISTD Amount	Date/Time	File
119060.22	62185.05	25.0000	0.5706	0.2500	7/12/2017 10:07 AM	GEDIT.RS

Level : 4

Area	Height	Vol Adj Amt	ISTD Response	ISTD Amount	Date/Time	File
248480.36	126039.90	50.0000	1.2730	0.5000	7/12/2017 10:07 AM	GEDIT.RS

Level : 5

Area	Height	Vol Adj Amt	ISTD Response	ISTD Amount	Date/Time	File
388300.99	202212.51	75.0000	1.9082	0.7500	7/12/2017 10:07 AM	GEDIT.RS

Level : 6

Area	Height	Vol Adj Amt	ISTD Response	ISTD Amount	Date/Time	File

Area	Height	Vol Adj Amt	ISTD Response	ISTD Amount	Date/Time		File
529539.78	270800.51	100.0000	2.5940	1.0000	7/12/2017	10:07 AM	GEDIT.RS

Component: Hexachlorobenzene

Level : 1

Area	Height	Vol Adj Amt	ISTD Response	ISTD Amount	Date/Time		File
42617.83	21043.13	5.0000	0.1952	0.0500	7/12/2017	10:18 AM	GEDIT.RS

Level : 2

Area	Height	Vol Adj Amt	ISTD Response	ISTD Amount	Date/Time		File
70131.45	34363.73	10.0000	0.3433	0.1000	7/12/2017	10:07 AM	GEDIT.RS

Level : 3

Area	Height	Vol Adj Amt	ISTD Response	ISTD Amount	Date/Time		File
177707.37	84683.64	25.0000	0.8516	0.2500	7/12/2017	10:07 AM	GEDIT.RS

Level : 4

Area	Height	Vol Adj Amt	ISTD Response	ISTD Amount	Date/Time		File
338188.64	158707.72	50.0000	1.7325	0.5000	7/12/2017	10:07 AM	GEDIT.RS

Level : 5

Area	Height	Vol Adj Amt	ISTD Response	ISTD Amount	Date/Time		File
464940.35	220313.67	75.0000	2.2848	0.7500	7/12/2017	10:07 AM	GEDIT.RS

Level : 6

Area	Height	Vol Adj Amt	ISTD Response	ISTD Amount	Date/Time		File
605573.83	281560.78	100.0000	2.9665	1.0000	7/12/2017	10:07 AM	GEDIT.RS

Component: g-BHC

Level : 1a

Area	Height	Vol Adj Amt	ISTD Response	ISTD Amount	Date/Time		File
13223.11	6713.13	2.5000	0.0618	0.0250	7/12/2017	10:08 AM	GEDIT.RS

Level : 1

Area	Height	Vol Adj Amt	ISTD Response	ISTD Amount	Date/Time		File
28717.67	14509.39	5.0000	0.1316	0.0500	7/12/2017	10:18 AM	GEDIT.RS

Level : 2

Area	Height	Vol Adj Amt	ISTD Response	ISTD Amount	Date/Time		File
42994.24	22170.10	10.0000	0.2105	0.1000	7/12/2017	10:07 AM	GEDIT.RS

Level : 3

Area	Height	Vol Adj Amt	ISTD Response	ISTD Amount	Date/Time		File
117719.59	60104.86	25.0000	0.5641	0.2500	7/12/2017	10:07 AM	GEDIT.RS

Level : 4

Area	Height	Vol Adj Amt	ISTD Response	ISTD Amount	Date/Time	File
238859.79	122540.08	50.0000	1.2237	0.5000	7/12/2017 10:07 AM	GEDIT.RS

Level : 5

Area	Height	Vol Adj Amt	ISTD Response	ISTD Amount	Date/Time	File
359113.95	181492.54	75.0000	1.7647	0.7500	7/12/2017 10:07 AM	GEDIT.RS

Level : 6

Area	Height	Vol Adj Amt	ISTD Response	ISTD Amount	Date/Time	File
484773.36	241300.08	100.0000	2.3747	1.0000	7/12/2017 10:07 AM	GEDIT.RS

Component: b-BHC

Level : 1a

Area	Height	Vol Adj Amt	ISTD Response	ISTD Amount	Date/Time	File
4507.68	2252.67	2.5000	0.0211	0.0250	7/12/2017 10:08 AM	GEDIT.RS

Level : 1

Area	Height	Vol Adj Amt	ISTD Response	ISTD Amount	Date/Time	File
12695.90	6400.76	5.0000	0.0582	0.0500	7/12/2017 10:18 AM	GEDIT.RS

Level : 2

Area	Height	Vol Adj Amt	ISTD Response	ISTD Amount	Date/Time	File
20956.15	10486.17	10.0000	0.1026	0.1000	7/12/2017 10:07 AM	GEDIT.RS

Level : 3

Area	Height	Vol Adj Amt	ISTD Response	ISTD Amount	Date/Time	File
53417.41	27125.40	25.0000	0.2560	0.2500	7/12/2017 10:07 AM	GEDIT.RS

Level : 4

Area	Height	Vol Adj Amt	ISTD Response	ISTD Amount	Date/Time	File
105046.41	52255.22	50.0000	0.5381	0.5000	7/12/2017 10:07 AM	GEDIT.RS

Level : 5

Area	Height	Vol Adj Amt	ISTD Response	ISTD Amount	Date/Time	File
153845.07	74902.41	75.0000	0.7560	0.7500	7/12/2017 10:07 AM	GEDIT.RS

Level : 6

Area	Height	Vol Adj Amt	ISTD Response	ISTD Amount	Date/Time	File
196708.70	98732.41	100.0000	0.9636	1.0000	7/12/2017 10:07 AM	GEDIT.RS

Component: d-BHC

Level : 1

Area	Height	Vol Adj Amt	ISTD Response	ISTD Amount	Date/Time	File
23573.94	11770.88	5.0000	0.1080	0.0500	7/12/2017 10:18 AM	GEDIT.RS

Level : 2

Area	Height	Vol Adj Amt	ISTD Response	ISTD Amount	Date/Time	File
39966.39	20816.40	10.0000	0.1956	0.1000	7/12/2017 10:07 AM	GEDIT.RS

Level : 3

Area	Height	Vol Adj Amt	ISTD Response	ISTD Amount	Date/Time	File
114379.96	60385.66	25.0000	0.5481	0.2500	7/12/2017 10:07 AM	GEDIT.RS

Level : 4

Area	Height	Vol Adj Amt	ISTD Response	ISTD Amount	Date/Time	File
243094.10	123389.03	50.0000	1.2454	0.5000	7/12/2017 10:07 AM	GEDIT.RS

Level : 5

Area	Height	Vol Adj Amt	ISTD Response	ISTD Amount	Date/Time	File
373218.94	195171.46	75.0000	1.8341	0.7500	7/12/2017 10:07 AM	GEDIT.RS

Level : 6

Area	Height	Vol Adj Amt	ISTD Response	ISTD Amount	Date/Time	File
508491.67	263592.72	100.0000	2.4909	1.0000	7/12/2017 10:07 AM	GEDIT.RS

Component: Heptachlor

Level : 1

Area	Height	Vol Adj Amt	ISTD Response	ISTD Amount	Date/Time	File
32340.59	14499.80	5.0000	0.1482	0.0500	7/12/2017 10:18 AM	GEDIT.RS

Level : 2

Area	Height	Vol Adj Amt	ISTD Response	ISTD Amount	Date/Time	File
48987.83	23577.25	10.0000	0.2398	0.1000	7/12/2017 10:07 AM	GEDIT.RS

Level : 3

Area	Height	Vol Adj Amt	ISTD Response	ISTD Amount	Date/Time	File
131860.11	65112.95	25.0000	0.6319	0.2500	7/12/2017 10:07 AM	GEDIT.RS

Level : 4

Area	Height	Vol Adj Amt	ISTD Response	ISTD Amount	Date/Time	File
264206.78	134867.84	50.0000	1.3535	0.5000	7/12/2017 10:07 AM	GEDIT.RS

Level : 5

Area	Height	Vol Adj Amt	ISTD Response	ISTD Amount	Date/Time	File
394250.31	195026.32	75.0000	1.9374	0.7500	7/12/2017 10:07 AM	GEDIT.RS

Level : 6

Area	Height	Vol Adj Amt	ISTD Response	ISTD Amount	Date/Time	File
531992.63	263355.26	100.0000	2.6060	1.0000	7/12/2017 10:07 AM	GEDIT.RS

Component: Aldrin

Level : 1a

Area	Height	Vol Adj Amt	ISTD Response	ISTD Amount	Date/Time	File
12646.61	6100.28	2.5000	0.0591	0.0250	7/12/2017 10:08 AM	GEDIT.RS

Level : 1

Area	Height	Vol Adj Amt	ISTD Response	ISTD Amount	Date/Time	File
25833.55	12285.52	5.0000	0.1183	0.0500	7/12/2017 10:18 AM	GEDIT.RS

Level : 2

Area	Height	Vol Adj Amt	ISTD Response	ISTD Amount	Date/Time	File
43403.33	21555.40	10.0000	0.2125	0.1000	7/12/2017 10:07 AM	GEDIT.RS

Level : 3

Area	Height	Vol Adj Amt	ISTD Response	ISTD Amount	Date/Time	File
118413.57	58480.12	25.0000	0.5675	0.2500	7/12/2017 10:07 AM	GEDIT.RS

Level : 4

Area	Height	Vol Adj Amt	ISTD Response	ISTD Amount	Date/Time	File
243122.91	118028.21	50.0000	1.2455	0.5000	7/12/2017 10:07 AM	GEDIT.RS

Level : 5

Area	Height	Vol Adj Amt	ISTD Response	ISTD Amount	Date/Time	File
363092.18	180265.52	75.0000	1.7843	0.7500	7/12/2017 10:07 AM	GEDIT.RS

Level : 6

Area	Height	Vol Adj Amt	ISTD Response	ISTD Amount	Date/Time	File
493377.07	241025.43	100.0000	2.4168	1.0000	7/12/2017 10:07 AM	GEDIT.RS

Component: Heptachlor epoxide

Level : 2

Area	Height	Vol Adj Amt	ISTD Response	ISTD Amount	Date/Time	File
44940.46	20504.62	10.0000	0.2200	0.1000	7/12/2017 10:07 AM	GEDIT.RS

Level : 3

Area	Height	Vol Adj Amt	ISTD Response	ISTD Amount	Date/Time	File
119216.39	55566.32	25.0000	0.5713	0.2500	7/12/2017 10:07 AM	GEDIT.RS

Level : 4

Area	Height	Vol Adj Amt	ISTD Response	ISTD Amount	Date/Time	File

236258.64	108900.32	50.0000	1.2103	0.5000	7/12/2017	10:07 AM	GEDIT.RS

Level : 5

Area	Height	Vol Adj Amt	ISTD Response	ISTD Amount	Date/Time		File
348980.79	162456.81	75.0000	1.7150	0.7500	7/12/2017	10:07 AM	GEDIT.RS

Level : 6

Area	Height	Vol Adj Amt	ISTD Response	ISTD Amount	Date/Time		File
467704.53	216690.09	100.0000	2.2911	1.0000	7/12/2017	10:07 AM	GEDIT.RS

Component: g-Chlordane

Level : 1a

Area	Height	Vol Adj Amt	ISTD Response	ISTD Amount	Date/Time		File
12025.29	5510.39	2.5000	0.0562	0.0250	7/12/2017	10:08 AM	GEDIT.RS

Level : 1

Area	Height	Vol Adj Amt	ISTD Response	ISTD Amount	Date/Time		File
26042.25	11941.60	5.0000	0.1193	0.0500	7/12/2017	10:18 AM	GEDIT.RS

Level : 2

Area	Height	Vol Adj Amt	ISTD Response	ISTD Amount	Date/Time		File
43346.35	19959.35	10.0000	0.2122	0.1000	7/12/2017	10:07 AM	GEDIT.RS

Level : 3

Area	Height	Vol Adj Amt	ISTD Response	ISTD Amount	Date/Time		File
116093.47	52799.42	25.0000	0.5563	0.2500	7/12/2017	10:07 AM	GEDIT.RS

Level : 4

Area	Height	Vol Adj Amt	ISTD Response	ISTD Amount	Date/Time		File
232611.71	108370.25	50.0000	1.1917	0.5000	7/12/2017	10:07 AM	GEDIT.RS

Level : 5

Area	Height	Vol Adj Amt	ISTD Response	ISTD Amount	Date/Time		File
341489.75	156093.15	75.0000	1.6781	0.7500	7/12/2017	10:07 AM	GEDIT.RS

Level : 6

Area	Height	Vol Adj Amt	ISTD Response	ISTD Amount	Date/Time		File
459362.35	207228.78	100.0000	2.2502	1.0000	7/12/2017	10:07 AM	GEDIT.RS

Component: a-Chlordane

Level : 1a

Area	Height	Vol Adj Amt	ISTD Response	ISTD Amount	Date/Time		File
11682.87	5354.47	2.5000	0.0546	0.0250	7/12/2017	10:08 AM	GEDIT.RS

Level : 1

Area	Height	Vol Adj Amt	ISTD Response	ISTD Amount	Date/Time	File
23981.85	11479.87	5.0000	0.1099	0.0500	7/12/2017 10:18 AM	GEDIT.RS

Level : 2

Area	Height	Vol Adj Amt	ISTD Response	ISTD Amount	Date/Time	File
42859.91	19538.76	10.0000	0.2098	0.1000	7/12/2017 10:07 AM	GEDIT.RS

Level : 3

Area	Height	Vol Adj Amt	ISTD Response	ISTD Amount	Date/Time	File
113099.00	52339.04	25.0000	0.5420	0.2500	7/12/2017 10:07 AM	GEDIT.RS

Level : 4

Area	Height	Vol Adj Amt	ISTD Response	ISTD Amount	Date/Time	File
217120.69	104463.15	50.0000	1.1123	0.5000	7/12/2017 10:07 AM	GEDIT.RS

Level : 5

Area	Height	Vol Adj Amt	ISTD Response	ISTD Amount	Date/Time	File
331981.23	150515.88	75.0000	1.6314	0.7500	7/12/2017 10:07 AM	GEDIT.RS

Level : 6

Area	Height	Vol Adj Amt	ISTD Response	ISTD Amount	Date/Time	File
443461.47	200900.04	100.0000	2.1723	1.0000	7/12/2017 10:07 AM	GEDIT.RS

Component: Endosulfan I

Level : 1

Area	Height	Vol Adj Amt	ISTD Response	ISTD Amount	Date/Time	File
30929.80	13302.26	5.0000	0.1417	0.0500	7/12/2017 10:18 AM	GEDIT.RS

Level : 2

Area	Height	Vol Adj Amt	ISTD Response	ISTD Amount	Date/Time	File
43321.27	19891.88	10.0000	0.2121	0.1000	7/12/2017 10:07 AM	GEDIT.RS

Level : 3

Area	Height	Vol Adj Amt	ISTD Response	ISTD Amount	Date/Time	File
113384.99	51617.29	25.0000	0.5434	0.2500	7/12/2017 10:07 AM	GEDIT.RS

Level : 4

Area	Height	Vol Adj Amt	ISTD Response	ISTD Amount	Date/Time	File
234011.18	102550.77	50.0000	1.1988	0.5000	7/12/2017 10:07 AM	GEDIT.RS

Level : 5

Area	Height	Vol Adj Amt	ISTD Response	ISTD Amount	Date/Time	File
328938.08	145630.65	75.0000	1.6165	0.7500	7/12/2017 10:07 AM	GEDIT.RS

Level : 6

Area	Height	Vol Adj Amt	ISTD Response	ISTD Amount	Date/Time	File
441982.49	194754.15	100.0000	2.1651	1.0000	7/12/2017 10:07 AM	GEDIT.RS

Component: 4,4'-DDE

Level : 1a

Area	Height	Vol Adj Amt	ISTD Response	ISTD Amount	Date/Time	File
11872.92	5214.03	2.5000	0.0555	0.0250	7/12/2017 10:08 AM	GEDIT.RS

Level : 1

Area	Height	Vol Adj Amt	ISTD Response	ISTD Amount	Date/Time	File
24282.33	11110.02	5.0000	0.1112	0.0500	7/12/2017 10:18 AM	GEDIT.RS

Level : 2

Area	Height	Vol Adj Amt	ISTD Response	ISTD Amount	Date/Time	File
40796.41	18362.39	10.0000	0.1997	0.1000	7/12/2017 10:07 AM	GEDIT.RS

Level : 3

Area	Height	Vol Adj Amt	ISTD Response	ISTD Amount	Date/Time	File
107711.91	48114.10	25.0000	0.5162	0.2500	7/12/2017 10:07 AM	GEDIT.RS

Level : 4

Area	Height	Vol Adj Amt	ISTD Response	ISTD Amount	Date/Time	File
216866.83	97495.08	50.0000	1.1110	0.5000	7/12/2017 10:07 AM	GEDIT.RS

Level : 5

Area	Height	Vol Adj Amt	ISTD Response	ISTD Amount	Date/Time	File
314512.80	139882.29	75.0000	1.5456	0.7500	7/12/2017 10:07 AM	GEDIT.RS

Level : 6

Area	Height	Vol Adj Amt	ISTD Response	ISTD Amount	Date/Time	File
419040.32	187569.09	100.0000	2.0527	1.0000	7/12/2017 10:07 AM	GEDIT.RS

Component: DDT Breakdown

This component has no calibration levels

Component: Dieldrin

Level : 1g

Area	Height	Vol Adj Amt	ISTD Response	ISTD Amount	Date/Time	File
6691.42	3094.35	1.5000	0.0319	0.0150	7/12/2017 10:07 AM	GEDIT.RS

Level : 1a

Area	Height	Vol Adj Amt	ISTD Response	ISTD Amount	Date/Time	File
9854.78	4533.45	2.5000	0.0458	0.0250	7/12/2017 10:08 AM	GEDIT.RS

Level : 1

Area	Height	Vol Adj Amt	ISTD Response	ISTD Amount	Date/Time	File
22240.72	10185.61	5.0000	0.1019	0.0500	7/12/2017 10:18 AM	GEDIT.RS

Level : 2

Area	Height	Vol Adj Amt	ISTD Response	ISTD Amount	Date/Time	File
38871.00	17798.10	10.0000	0.1903	0.1000	7/12/2017 10:07 AM	GEDIT.RS

Level : 3

Area	Height	Vol Adj Amt	ISTD Response	ISTD Amount	Date/Time	File
108576.18	50251.83	25.0000	0.5203	0.2500	7/12/2017 10:07 AM	GEDIT.RS

Level : 4

Area	Height	Vol Adj Amt	ISTD Response	ISTD Amount	Date/Time	File
224556.01	102004.22	50.0000	1.1504	0.5000	7/12/2017 10:07 AM	GEDIT.RS

Level : 5

Area	Height	Vol Adj Amt	ISTD Response	ISTD Amount	Date/Time	File
335428.93	155268.83	75.0000	1.6484	0.7500	7/12/2017 10:07 AM	GEDIT.RS

Level : 6

Area	Height	Vol Adj Amt	ISTD Response	ISTD Amount	Date/Time	File
453959.66	208497.65	100.0000	2.2238	1.0000	7/12/2017 10:07 AM	GEDIT.RS

Component: Endrin

Level : 1

Area	Height	Vol Adj Amt	ISTD Response	ISTD Amount	Date/Time	File
19828.42	10101.14	5.0000	0.0908	0.0500	7/12/2017 10:18 AM	GEDIT.RS

Level : 2

Area	Height	Vol Adj Amt	ISTD Response	ISTD Amount	Date/Time	File
37804.74	17693.58	10.0000	0.1851	0.1000	7/12/2017 10:07 AM	GEDIT.RS

Level : 3

Area	Height	Vol Adj Amt	ISTD Response	ISTD Amount	Date/Time	File
101288.09	47620.73	25.0000	0.4854	0.2500	7/12/2017 10:07 AM	GEDIT.RS

Level : 4

Area	Height	Vol Adj Amt	ISTD Response	ISTD Amount	Date/Time	File
214949.10	101686.09	50.0000	1.1012	0.5000	7/12/2017 10:07 AM	GEDIT.RS

Level : 5

Area	Height	Vol Adj Amt	ISTD Response	ISTD Amount	Date/Time	File
317957.42	145536.24	75.0000	1.5625	0.7500	7/12/2017 10:07 AM	GEDIT.RS

Level : 6

Area	Height	Vol Adj Amt	ISTD Response	ISTD Amount	Date/Time	File
430604.34	196782.22	100.0000	2.1093	1.0000	7/12/2017 10:07 AM	GEDIT.RS

Component: 4,4'-DDD

Level : 1a

Area	Height	Vol Adj Amt	ISTD Response	ISTD Amount	Date/Time	File
8847.58	3751.84	2.5000	0.0414	0.0250	7/12/2017 10:08 AM	GEDIT.RS

Level : 1

Area	Height	Vol Adj Amt	ISTD Response	ISTD Amount	Date/Time	File
15888.16	7993.85	5.0000	0.0728	0.0500	7/12/2017 10:18 AM	GEDIT.RS

Level : 2

Area	Height	Vol Adj Amt	ISTD Response	ISTD Amount	Date/Time	File
29028.92	13003.58	10.0000	0.1421	0.1000	7/12/2017 10:07 AM	GEDIT.RS

Level : 3

Area	Height	Vol Adj Amt	ISTD Response	ISTD Amount	Date/Time	File
70016.16	34858.10	25.0000	0.3355	0.2500	7/12/2017 10:07 AM	GEDIT.RS

Level : 4

Area	Height	Vol Adj Amt	ISTD Response	ISTD Amount	Date/Time	File
134337.56	70360.03	50.0000	0.6882	0.5000	7/12/2017 10:07 AM	GEDIT.RS

Level : 5

Area	Height	Vol Adj Amt	ISTD Response	ISTD Amount	Date/Time	File
213135.82	103025.62	75.0000	1.0474	0.7500	7/12/2017 10:07 AM	GEDIT.RS

Level : 6

Area	Height	Vol Adj Amt	ISTD Response	ISTD Amount	Date/Time	File
285015.86	139132.64	100.0000	1.3962	1.0000	7/12/2017 10:07 AM	GEDIT.RS

Component: Endosulfan II

Level : 1

Area	Height	Vol Adj Amt	ISTD Response	ISTD Amount	Date/Time	File
25150.90	11289.82	5.0000	0.1152	0.0500	7/12/2017 10:18 AM	GEDIT.RS

Level : 2

Area	Height	Vol Adj Amt	ISTD Response	ISTD Amount	Date/Time	File
39279.98	19158.14	10.0000	0.1923	0.1000	7/12/2017 10:07 AM	GEDIT.RS

Level : 3

Area	Height	Vol Adj Amt	ISTD Response	ISTD Amount	Date/Time	File
104682.30	48801.05	25.0000	0.5017	0.2500	7/12/2017 10:07 AM	GEDIT.RS

Level : 4

Area	Height	Vol Adj Amt	ISTD Response	ISTD Amount	Date/Time	File
222276.39	100112.10	50.0000	1.1387	0.5000	7/12/2017 10:07 AM	GEDIT.RS

Level : 5

Area	Height	Vol Adj Amt	ISTD Response	ISTD Amount	Date/Time	File
309361.29	140950.05	75.0000	1.5203	0.7500	7/12/2017 10:07 AM	GEDIT.RS

Level : 6

Area	Height	Vol Adj Amt	ISTD Response	ISTD Amount	Date/Time	File
411690.91	186715.19	100.0000	2.0167	1.0000	7/12/2017 10:07 AM	GEDIT.RS

Component: Endrin aldehyde

Level : 2

Area	Height	Vol Adj Amt	ISTD Response	ISTD Amount	Date/Time	File
35373.88	15568.68	10.0000	0.1732	0.1000	7/12/2017 10:07 AM	GEDIT.RS

Level : 3

Area	Height	Vol Adj Amt	ISTD Response	ISTD Amount	Date/Time	File
85869.40	39975.24	25.0000	0.4115	0.2500	7/12/2017 10:07 AM	GEDIT.RS

Level : 4

Area	Height	Vol Adj Amt	ISTD Response	ISTD Amount	Date/Time	File
175203.26	77408.59	50.0000	0.8976	0.5000	7/12/2017 10:07 AM	GEDIT.RS

Level : 5

Area	Height	Vol Adj Amt	ISTD Response	ISTD Amount	Date/Time	File
251596.02	110773.48	75.0000	1.2364	0.7500	7/12/2017 10:07 AM	GEDIT.RS

Level : 6

Area	Height	Vol Adj Amt	ISTD Response	ISTD Amount	Date/Time	File
328028.16	145252.44	100.0000	1.6069	1.0000	7/12/2017 10:07 AM	GEDIT.RS

Component: 4,4'-DDT

Level : 1a

Area	Height	Vol Adj Amt	ISTD Response	ISTD Amount	Date/Time	File
8847.20	4295.20	2.5000	0.0414	0.0250	7/12/2017 10:08 AM	GEDIT.RS

Level : 1

Area	Height	Vol Adj Amt	ISTD Response	ISTD Amount	Date/Time	File
14875.48	7818.50	5.0000	0.0681	0.0500	7/12/2017 10:18 AM	GEDIT.RS

Level : 2

Area	Height	Vol Adj Amt	ISTD Response	ISTD Amount	Date/Time	File
33932.81	15173.28	10.0000	0.1661	0.1000	7/12/2017 10:07 AM	GEDIT.RS

Level : 3

Area	Height	Vol Adj Amt	ISTD Response	ISTD Amount	Date/Time	File
86220.23	39452.57	25.0000	0.4132	0.2500	7/12/2017 10:07 AM	GEDIT.RS

Level : 4

Area	Height	Vol Adj Amt	ISTD Response	ISTD Amount	Date/Time	File
169703.81	81691.97	50.0000	0.8694	0.5000	7/12/2017 10:07 AM	GEDIT.RS

Level : 5

Area	Height	Vol Adj Amt	ISTD Response	ISTD Amount	Date/Time	File
249211.90	118081.39	75.0000	1.2247	0.7500	7/12/2017 10:07 AM	GEDIT.RS

Level : 6

Area	Height	Vol Adj Amt	ISTD Response	ISTD Amount	Date/Time	File
334067.85	157371.75	100.0000	1.6365	1.0000	7/12/2017 10:07 AM	GEDIT.RS

Component: Endosulfan sulfate

Level : 2

Area	Height	Vol Adj Amt	ISTD Response	ISTD Amount	Date/Time	File
41957.72	19825.91	10.0000	0.2054	0.1000	7/12/2017 10:07 AM	GEDIT.RS

Level : 3

Area	Height	Vol Adj Amt	ISTD Response	ISTD Amount	Date/Time	File
105428.29	49180.96	25.0000	0.5052	0.2500	7/12/2017 10:07 AM	GEDIT.RS

Level : 4

Area	Height	Vol Adj Amt	ISTD Response	ISTD Amount	Date/Time	File
205640.29	95812.81	50.0000	1.0535	0.5000	7/12/2017 10:07 AM	GEDIT.RS

Level : 5

Area	Height	Vol Adj Amt	ISTD Response	ISTD Amount	Date/Time	File
296295.77	138369.27	75.0000	1.4560	0.7500	7/12/2017 10:07 AM	GEDIT.RS

Level : 6

Area	Height	Vol Adj Amt	ISTD Response	ISTD Amount	Date/Time	File
390645.64	180836.52	100.0000	1.9136	1.0000	7/12/2017 10:07 AM	GEDIT.RS

Component: Methoxychlor

Level : 2

Area	Height	Vol Adj Amt	ISTD Response	ISTD Amount	Date/Time	File
23881.71	10650.36	10.0000	0.1169	0.1000	7/12/2017 10:07 AM	GEDIT.RS

Level : 3

Area	Height	Vol Adj Amt	ISTD Response	ISTD Amount	Date/Time	File
53183.27	26056.27	25.0000	0.2549	0.2500	7/12/2017 10:07 AM	GEDIT.RS

Level : 4

Area	Height	Vol Adj Amt	ISTD Response	ISTD Amount	Date/Time	File
96232.15	48321.98	50.0000	0.4930	0.5000	7/12/2017 10:07 AM	GEDIT.RS

Level : 5

Area	Height	Vol Adj Amt	ISTD Response	ISTD Amount	Date/Time	File
142646.17	67700.81	75.0000	0.7010	0.7500	7/12/2017 10:07 AM	GEDIT.RS

Level : 6

Area	Height	Vol Adj Amt	ISTD Response	ISTD Amount	Date/Time	File
184387.43	87414.26	100.0000	0.9032	1.0000	7/12/2017 10:07 AM	GEDIT.RS

Component: Endrin Ketone

Level : 1

Area	Height	Vol Adj Amt	ISTD Response	ISTD Amount	Date/Time	File
29141.80	12811.07	5.0000	0.1335	0.0500	7/12/2017 10:18 AM	GEDIT.RS

Level : 2

Area	Height	Vol Adj Amt	ISTD Response	ISTD Amount	Date/Time	File
46933.27	21685.32	10.0000	0.2297	0.1000	7/12/2017 10:07 AM	GEDIT.RS

Level : 3

Area	Height	Vol Adj Amt	ISTD Response	ISTD Amount	Date/Time	File
116404.76	53540.55	25.0000	0.5578	0.2500	7/12/2017 10:07 AM	GEDIT.RS

Level : 4

Area	Height	Vol Adj Amt	ISTD Response	ISTD Amount	Date/Time	File
223765.60	100809.99	50.0000	1.1463	0.5000	7/12/2017 10:07 AM	GEDIT.RS

Level : 5

Area	Height	Vol Adj Amt	ISTD Response	ISTD Amount	Date/Time	File
321253.63	148340.49	75.0000	1.5787	0.7500	7/12/2017 10:07 AM	GEDIT.RS

Level : 6

Area	Height	Vol Adj Amt	ISTD Response	ISTD Amount	Date/Time	File
419711.14	192697.53	100.0000	2.0560	1.0000	7/12/2017 10:07 AM	GEDIT.RS

Component: Endrin Breakdown

This component has no calibration levels

Component: Mirex

Level : 2

Area	Height	Vol Adj Amt	ISTD Response	ISTD Amount	Date/Time	File
36374.52	16310.77	10.0000	0.1781	0.1000	7/12/2017 10:07 AM	GEDIT.RS

Level : 3

Area	Height	Vol Adj Amt	ISTD Response	ISTD Amount	Date/Time	File
94426.37	41476.60	25.0000	0.4525	0.2500	7/12/2017 10:07 AM	GEDIT.RS

Level : 4

Area	Height	Vol Adj Amt	ISTD Response	ISTD Amount	Date/Time	File
181227.27	77291.40	50.0000	0.9284	0.5000	7/12/2017 10:07 AM	GEDIT.RS

Level : 5

Area	Height	Vol Adj Amt	ISTD Response	ISTD Amount	Date/Time	File
252679.89	106257.02	75.0000	1.2417	0.7500	7/12/2017 10:07 AM	GEDIT.RS

Level : 6

Area	Height	Vol Adj Amt	ISTD Response	ISTD Amount	Date/Time	File
327611.39	136786.26	100.0000	1.6048	1.0000	7/12/2017 10:07 AM	GEDIT.RS

Component: % DCBP

Level : 1

Area	Height	Vol Adj Amt	ISTD Response	ISTD Amount	Date/Time	File
107091.55	41005.65	20.0000	0.4906	0.2000	7/12/2017 10:18 AM	GEDIT.RS

Level : 2

Area	Height	Vol Adj Amt	ISTD Response	ISTD Amount	Date/Time	File
201108.83	75002.39	40.0000	0.9844	0.4000	7/12/2017 10:07 AM	GEDIT.RS

Level : 3

Area	Height	Vol Adj Amt	ISTD Response	ISTD Amount	Date/Time	File
293652.68	105961.00	60.0000	1.4072	0.6000	7/12/2017 10:07 AM	GEDIT.RS

Level : 4

Area	Height	Vol Adj Amt	ISTD Response	ISTD Amount	Date/Time	File
386006.39	139602.32	80.0000	1.9775	0.8000	7/12/2017 10:07 AM	GEDIT.RS

Level : 5

Area	Height	Vol Adj Amt	ISTD Response	ISTD Amount	Date/Time	File
449473.10	161100.75	100.0000	2.2088	1.0000	7/12/2017 10:07 AM	GEDIT.RS

Level : 6

Area	Height	Vol Adj Amt	ISTD Response	ISTD Amount	Date/Time	File
524881.87	186952.80	120.0000	2.5712	1.2000	7/12/2017 10:07 AM	GEDIT.RS

Client Id: Initial Calibration

Software Version: 4.1<1L22>
Date: 7/12/2017 10:13 AM
Sample Name : mix 6;13s
Data File : E:\TC2017\ECD7\07-JUL\711A011.RAW Date: 7/11/2017 01:25 PM
Sequence File: E:\TC2017\ECD7\07-JUL\PEST_SEQ.SEQ Cycle: 145 Channel : A
Instrument : AUTO_ECD7 Rack/Vial: 0/0 Operator: CW
Sample Amount : 1.0000 Dilution Factor : 1.00

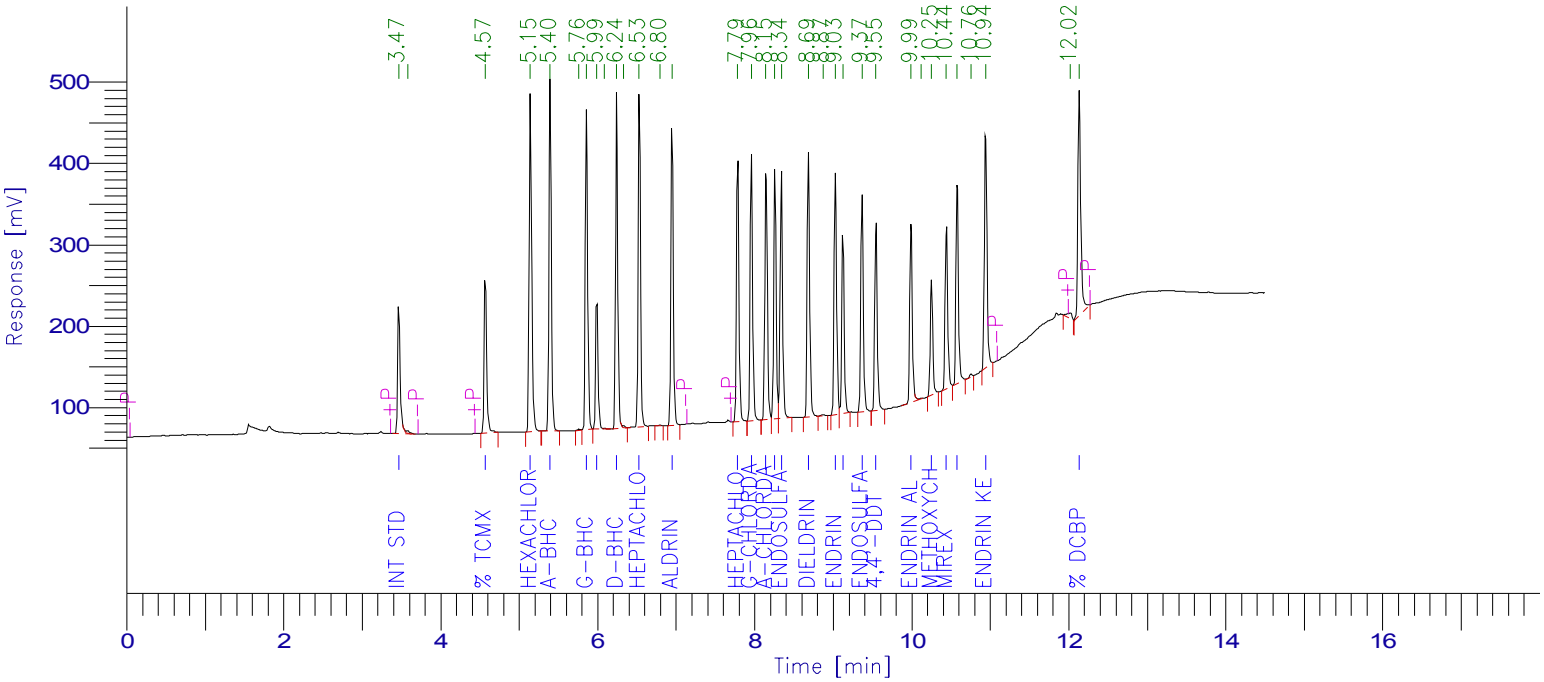

PESTICIDE REPORT

Peak #	Time [min]	Component Name	Raw Amount	Surrogate Recovery TCMX & DCBP	Multiplier	Adjusted Amount for Labowrks	Area [µV·s]
1	3.470	Int Std	100.0000	250.0000	1.0000	100.0000	357258.95
3	4.571	% TCMX	110.6255	276.5638	1.0000	110.6255	443206.14
4	5.145	Hexachlorobenzene	85.2856	213.2139	1.0000	85.2856	936749.02
5	5.398	a-BHC	106.9423	267.3558	1.0000	106.9423	881323.28
7	5.860	g-BHC	103.2265	258.0662	1.0000	103.2265	810790.66
8	5.992	b-BHC	93.8420	234.6050	1.0000	93.8420	344052.17
10	6.244	d-BHC	105.2286	263.0715	1.0000	105.2286	846852.90
12	6.532	Heptachlor	94.7997	236.9994	1.0000	94.7997	846742.45
14	6.949	Aldrin	99.1845	247.9614	1.0000	99.1845	772151.39
15	7.786	Heptachlor epoxide	94.4930	236.2325	1.0000	94.4930	701699.41
16	7.960	g-Chlordane	94.8249	237.0624	1.0000	94.8249	702525.27
17	8.146	a-Chlordane	95.0656	237.6641	1.0000	95.0656	693222.14
18	8.260	4,4'-DDE	95.2711	238.1777	1.0000	95.2711	643378.28
19	8.342	Endosulfan I	95.9505	239.8764	1.0000	95.9505	688112.09
20	8.686	Dieldrin	98.0115	245.0287	1.0000	98.0115	724060.96
22	9.029	Endrin	98.4861	246.2153	1.0000	98.4861	663570.13
23	9.126	4,4'-DDD	99.8394	249.5984	1.0000	99.8394	481077.41
24	9.369	Endosulfan II	95.5662	238.9154	1.0000	95.5662	619754.15
25	9.546	4,4'-DDT	98.6602	246.6506	1.0000	98.6602	542950.05
26	9.991	Endrin aldehyde	95.9734	239.9334	1.0000	95.9734	523535.84
28	10.252	Methoxychlor	95.8364	239.5910	1.0000	95.8364	314405.56
29	10.442	Mirex	84.9260	212.3149	1.0000	84.9260	483817.97
30	10.579	Endosulfan sulfate	94.1484	235.3709	1.0000	94.1484	573082.64
32	10.942	Endrin Ketone	94.0087	235.0219	1.0000	94.0087	673640.19
34	12.134	% DCBP	107.2617	268.1543	1.0000	107.2617	697153.63
				6093.6448	25.0000	2437.4579	15965112.68

Client Id: Initial Calibration

Software Version: 4.1<1L22>
Date: 7/12/2017 10:13 AM
Sample Name : mix 6;13s
Data File : E:\TC2017\ECD7\07-JUL\711B011.RAW Date: 7/11/2017 01:25 PM
Sequence File: E:\TC2017\ECD7\07-JUL\PEST_SEQ.SEQ Cycle: 145 Channel : B
Instrument : AUTO_ECD7 Rack/Vial: 0/0 Operator: CW
Sample Amount : 1.0000 Dilution Factor : 1.00

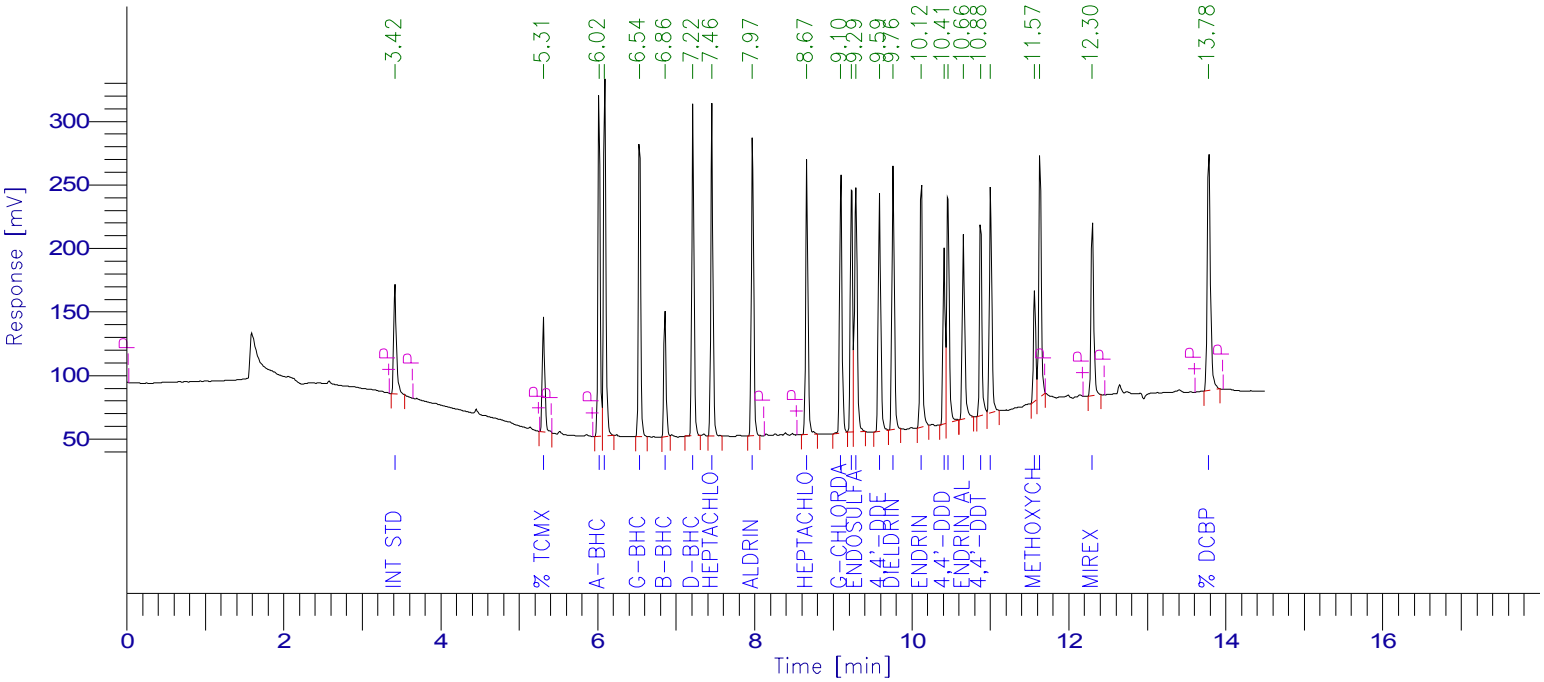

PESTICIDE REPORT

Peak #	Time [min]	Component Name	Raw Amount	Surrogate Recovery TCMX & DCBP	Multiplier	Adjusted Amount for Labowrks	Area [µV·s]
1	3.423	Int Std	100.0000	250.0000	1.0000	100.0000	204140.84
2	5.312	% TCMX	109.4940	273.7351	1.0000	109.4940	198523.36
3	6.020	a-BHC	114.2779	285.6948	1.0000	114.2779	529539.78
4	6.092	Hexachlorobenzene	88.0163	220.0407	1.0000	88.0163	605573.83
5	6.535	g-BHC	99.8970	249.7424	1.0000	99.8970	484773.36
6	6.860	b-BHC	94.9508	237.3771	1.0000	94.9508	196708.70
7	7.215	d-BHC	108.8054	272.0135	1.0000	108.8054	508491.67
8	7.457	Heptachlor	99.0565	247.6413	1.0000	99.0565	531992.63
9	7.974	Aldrin	103.0751	257.6877	1.0000	103.0751	493377.07
10	8.665	Heptachlor epoxide	99.7562	249.3905	1.0000	99.7562	467704.53
11	9.099	g-Chlordane	99.3600	248.4000	1.0000	99.3600	459362.35
12	9.235	a-Chlordane	99.9096	249.7739	1.0000	99.9096	443461.47
13	9.291	Endosulfan I	93.8218	234.5545	1.0000	93.8218	441982.49
14	9.591	4,4'-DDE	96.8113	242.0282	1.0000	96.8113	419040.32
15	9.764	Dieldrin	106.4984	266.2460	1.0000	106.4984	453959.66
16	10.122	Endrin	105.4333	263.5833	1.0000	105.4333	430604.34
17	10.413	4,4'-DDD	97.3195	243.2988	1.0000	97.3195	285015.86
18	10.462	Endosulfan II	96.3781	240.9453	1.0000	96.3781	411690.91
19	10.660	Endrin aldehyde	95.3287	238.3216	1.0000	95.3287	328028.16
20	10.877	4,4'-DDT	101.0229	252.5572	1.0000	101.0229	334067.85
21	11.004	Endosulfan sulfate	95.3302	238.3256	1.0000	95.3302	390645.64
22	11.565	Methoxychlor	90.1013	225.2532	1.0000	90.1013	184387.43
23	11.633	Endrin Ketone	90.2845	225.7113	1.0000	90.2845	419711.14
24	12.301	Mirex	92.1485	230.3712	1.0000	92.1485	327611.39
25	13.784	% DCBP	109.5454	273.8634	1.0000	109.5454	524881.87
				6216.5566	25.0000	2486.6226	10075276.65

Software Version: 4.1<1L22>
Date: 7/12/2017 10:14 AM
Sample Name : mix 5;13r
Data File : E:\TC2017\ECD7\07-JUL\711A012.RAW Date: 7/11/2017 01:46 PM
Sequence File: E:\TC2017\ECD7\07-JUL\PEST_SEQ.SEQ Cycle: 146 Channel : A
Instrument : AUTO_ECD7 Rack/Vial: 0/0 Operator: CW
Sample Amount : 1.0000 Dilution Factor : 1.00

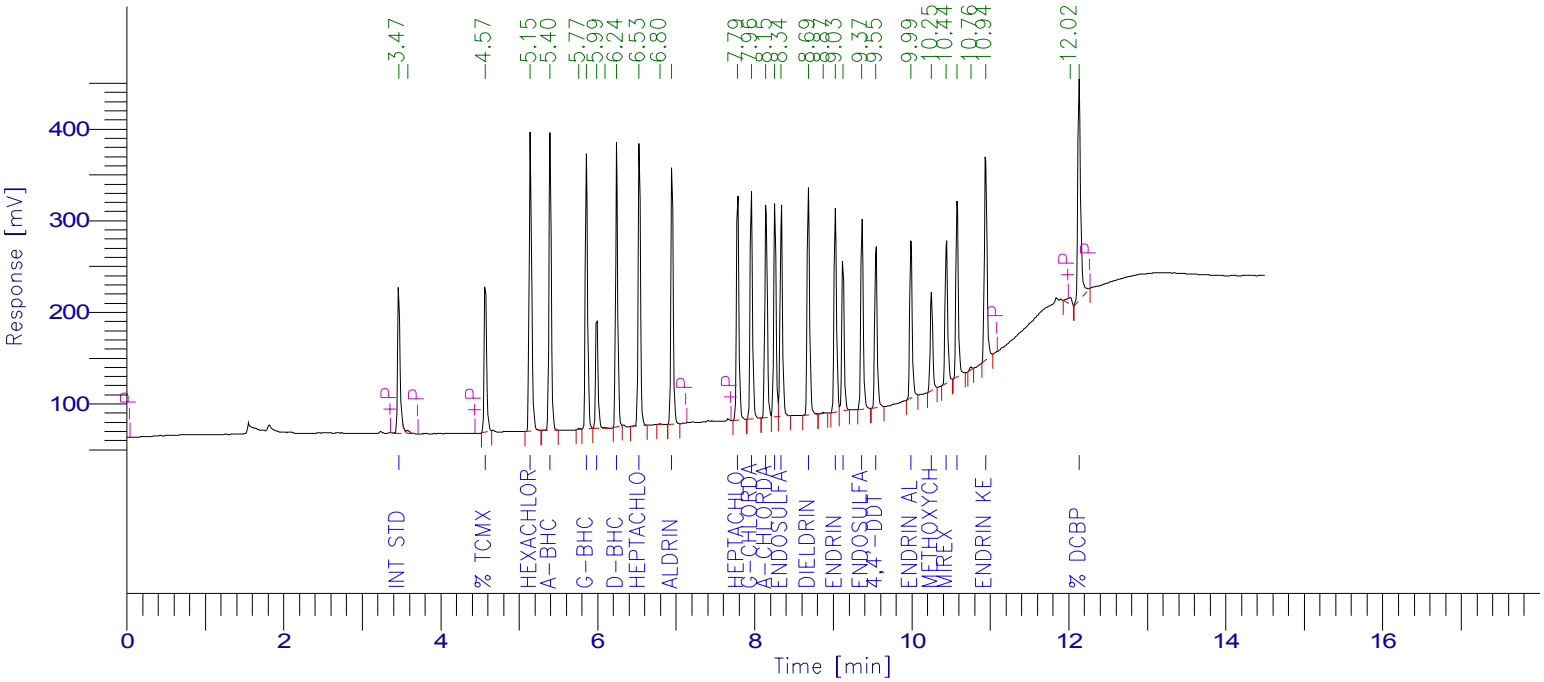

PESTICIDE REPORT

Peak #	Time [min]	Component Name	Raw Amount	Surrogate Recovery TCMX & DCBP	Multiplier	Adjusted Amount for Labowrks	Area [µV·s]
1	3.470	Int Std	100.0000	250.0000	1.0000	100.0000	355087.38
3	4.571	% TCMX	91.5294	228.8235	1.0000	91.5294	364471.18
4	5.145	Hexachlorobenzene	66.5754	166.4385	1.0000	66.5754	726798.00
5	5.398	a-BHC	80.1744	200.4359	1.0000	80.1744	656709.33
7	5.860	g-BHC	77.8127	194.5319	1.0000	77.8127	607463.86
8	5.992	b-BHC	72.0971	180.2428	1.0000	72.0971	262722.47
10	6.244	d-BHC	78.2404	195.6010	1.0000	78.2404	625831.29
11	6.532	Heptachlor	71.4808	178.7019	1.0000	71.4808	634578.73
13	6.949	Aldrin	74.6454	186.6134	1.0000	74.6454	577581.61
14	7.786	Heptachlor epoxide	71.7735	179.4337	1.0000	71.7735	529745.83
15	7.959	g-Chlordane	71.8880	179.7200	1.0000	71.8880	529355.94
16	8.146	a-Chlordane	72.4024	181.0061	1.0000	72.4024	524752.19
17	8.259	4,4'-DDE	72.5896	181.4740	1.0000	72.5896	487227.48
18	8.341	Endosulfan I	73.0225	182.5561	1.0000	73.0225	520499.48
19	8.686	Dieldrin	74.0170	185.0426	1.0000	74.0170	543477.90
21	9.028	Endrin	73.7784	184.4460	1.0000	73.7784	494075.24
22	9.126	4,4'-DDD	74.9362	187.3405	1.0000	74.9362	358886.33
23	9.368	Endosulfan II	73.0743	182.6859	1.0000	73.0743	471012.47
24	9.545	4,4'-DDT	74.4785	186.1963	1.0000	74.4785	407381.23
25	9.991	Endrin aldehyde	73.2658	183.1644	1.0000	73.2658	397236.23
26	10.251	Methoxychlor	73.7870	184.4676	1.0000	73.7870	240597.95
27	10.442	Mirex	66.3682	165.9205	1.0000	66.3682	375797.37
28	10.578	Endosulfan sulfate	72.4474	181.1185	1.0000	72.4474	438307.93
30	10.942	Endrin Ketone	73.4154	183.5385	1.0000	73.4154	522876.43
32	12.133	% DCBP	93.8702	234.6754	1.0000	93.8702	606405.88
				4744.1750	25.0000	1897.6700	12258879.73

Software Version: 4.1<1L22>
Date: 7/12/2017 10:14 AM
Sample Name : mix 5;13r
Data File : E:\TC2017\ECD7\07-JUL\711B012.RAW Date: 7/11/2017 01:46 PM
Sequence File: E:\TC2017\ECD7\07-JUL\PEST_SEQ.SEQ Cycle: 146 Channel : B
Instrument : AUTO_ECD7 Rack/Vial: 0/0 Operator: CW
Sample Amount : 1.0000 Dilution Factor : 1.00

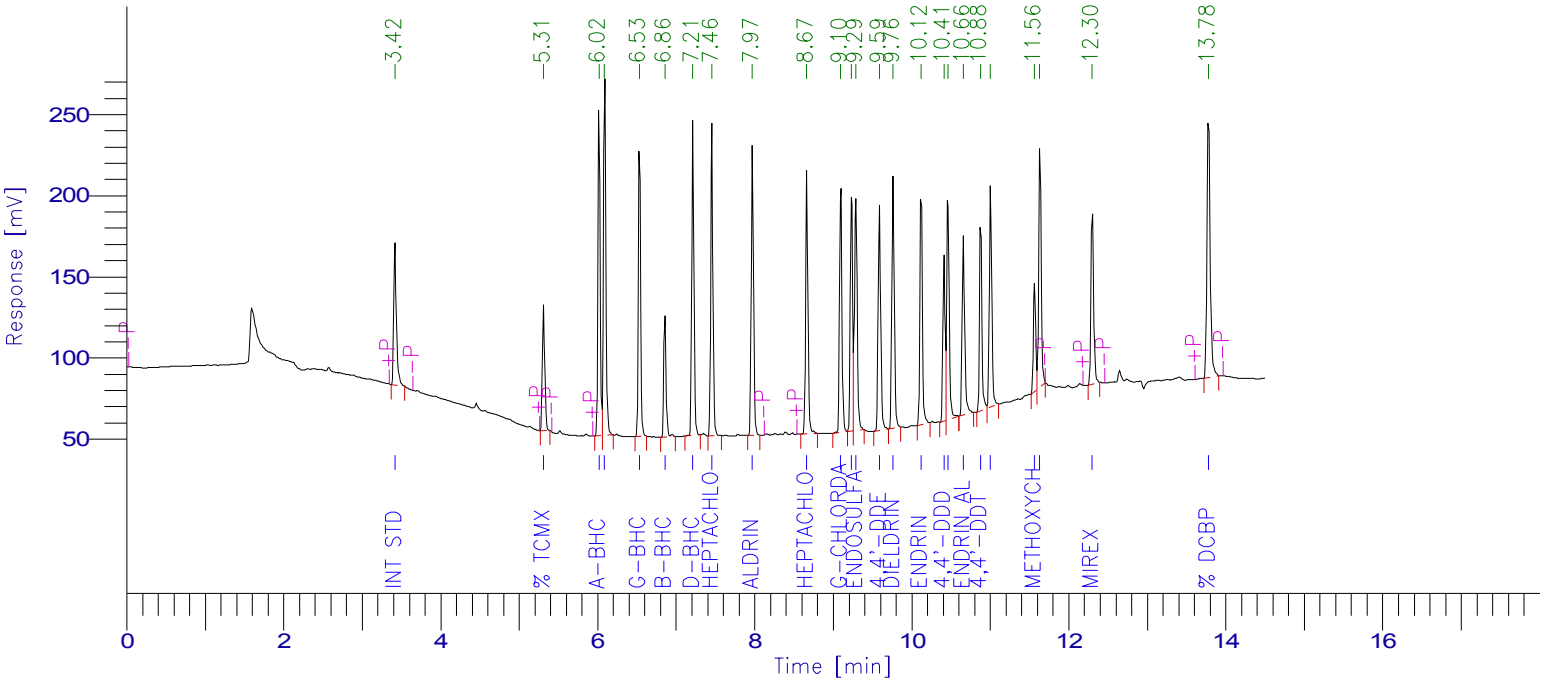

PESTICIDE REPORT

Peak #	Time [min]	Component Name	Raw Amount	Surrogate Recovery TCMX & DCBP	Multiplier	Adjusted Amount for Labowrks	Area [µV·s]
1	3.423	Int Std	100.0000	250.0000	1.0000	100.0000	203492.95
2	5.313	% TCMX	91.3527	228.3817	1.0000	91.3527	165105.63
3	6.020	a-BHC	84.0645	210.1613	1.0000	84.0645	388300.99
4	6.092	Hexachlorobenzene	67.7913	169.4782	1.0000	67.7913	464940.35
5	6.534	g-BHC	74.2380	185.5951	1.0000	74.2380	359113.95
6	6.860	b-BHC	74.4971	186.2427	1.0000	74.4971	153845.07
7	7.214	d-BHC	80.1144	200.2861	1.0000	80.1144	373218.94
8	7.456	Heptachlor	73.6428	184.1069	1.0000	73.6428	394250.31
9	7.972	Aldrin	76.0978	190.2445	1.0000	76.0978	363092.18
10	8.665	Heptachlor epoxide	74.6707	186.6768	1.0000	74.6707	348980.79
11	9.097	g-Chlordane	74.0994	185.2484	1.0000	74.0994	341489.75
12	9.234	a-Chlordane	75.0318	187.5795	1.0000	75.0318	331981.23
13	9.290	Endosulfan I	70.0476	175.1191	1.0000	70.0476	328938.08
14	9.591	4,4'-DDE	72.8935	182.2338	1.0000	72.8935	314512.80
15	9.764	Dieldrin	78.9418	197.3544	1.0000	78.9418	335428.93
16	10.120	Endrin	78.0996	195.2491	1.0000	78.0996	317957.42
17	10.412	4,4'-DDD	73.0076	182.5189	1.0000	73.0076	213135.82
18	10.461	Endosulfan II	72.6530	181.6325	1.0000	72.6530	309361.29
19	10.658	Endrin aldehyde	73.3494	183.3735	1.0000	73.3494	251596.02
20	10.877	4,4'-DDT	75.6022	189.0055	1.0000	75.6022	249211.90
21	11.003	Endosulfan sulfate	72.5360	181.3400	1.0000	72.5360	296295.77
22	11.564	Methoxychlor	69.9263	174.8156	1.0000	69.9263	142646.17
23	11.632	Endrin Ketone	69.3253	173.3131	1.0000	69.3253	321253.63
24	12.300	Mirex	71.2985	178.2462	1.0000	71.2985	252679.89
25	13.779	% DCBP	94.1059	235.2647	1.0000	94.1059	449473.10
				4793.4675	25.0000	1917.3870	7670302.96

Software Version: 4.1<1L22>
Date: 7/12/2017 10:14 AM
Sample Name : mix 4;14r
Data File : E:\TC2017\ECD7\07-JUL\711A013.RAW Date: 7/11/2017 02:06 PM
Sequence File: E:\TC2017\ECD7\07-JUL\PEST_SEQ.SEQ Cycle: 147 Channel : A
Instrument : AUTO_ECD7 Rack/Vial: 0/0 Operator: CW
Sample Amount : 1.0000 Dilution Factor : 1.00

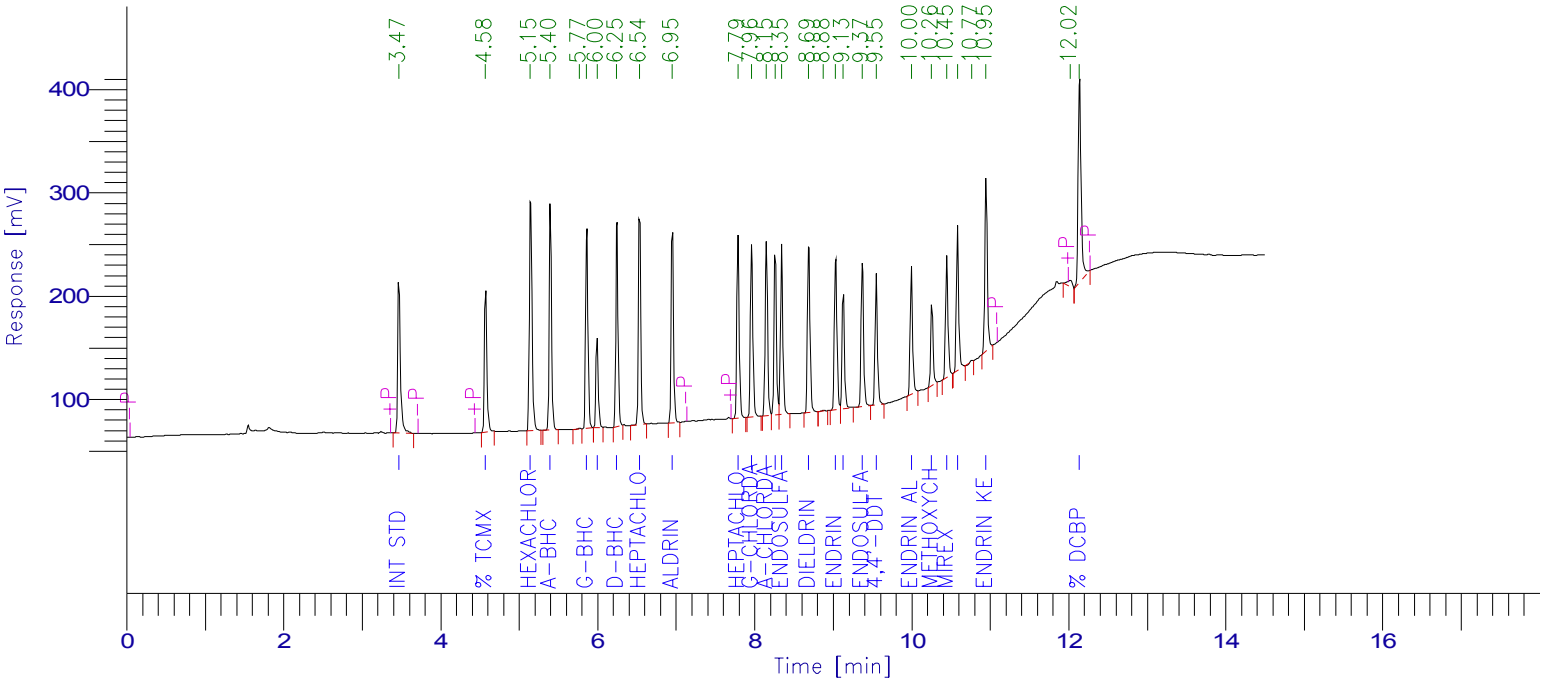

PESTICIDE REPORT

Peak #	Time [min]	Component Name	Raw Amount	Surrogate Recovery TCMX & DCBP	Multiplier	Adjusted Amount for Labowrks	Area [µV·s]
1	3.472	Int Std	100.0000	250.0000	1.0000	100.0000	355686.29
2	4.575	% TCMX	78.4737	196.1842	1.0000	78.4737	313010.24
3	5.148	Hexachlorobenzene	48.3476	120.8689	1.0000	48.3476	528696.21
4	5.400	a-BHC	53.1062	132.7654	1.0000	53.1062	435726.94
6	5.864	g-BHC	52.4288	131.0721	1.0000	52.4288	409988.72
7	5.996	b-BHC	49.8771	124.6929	1.0000	49.8771	182059.21
8	6.248	d-BHC	52.3793	130.9481	1.0000	52.3793	419679.25
9	6.535	Heptachlor	48.9715	122.4288	1.0000	48.9715	435483.66
10	6.953	Aldrin	50.9236	127.3089	1.0000	50.9236	394694.61
11	7.790	Heptachlor epoxide	49.7080	124.2701	1.0000	49.7080	367503.83
12	7.963	g-Chlordane	49.6060	124.0150	1.0000	49.6060	365895.96
13	8.150	a-Chlordane	50.0614	125.1535	1.0000	50.0614	363442.59
14	8.263	4,4'-DDE	50.8471	127.1177	1.0000	50.8471	341865.43
15	8.345	Endosulfan I	49.8656	124.6640	1.0000	49.8656	356038.31
16	8.691	Dieldrin	50.7083	126.7707	1.0000	50.7083	372959.02
18	9.033	Endrin	51.1355	127.8388	1.0000	51.1355	343019.28
19	9.130	4,4'-DDD	51.4991	128.7478	1.0000	51.4991	247056.97
20	9.372	Endosulfan II	50.2925	125.7312	1.0000	50.2925	324715.02
21	9.550	4,4'-DDT	51.1650	127.9126	1.0000	51.1650	280333.54
22	9.997	Endrin aldehyde	51.3853	128.4633	1.0000	51.3853	279073.62
23	10.256	Methoxychlor	51.8117	129.5291	1.0000	51.8117	169227.59
24	10.447	Mirex	47.7264	119.3159	1.0000	47.7264	270697.18
25	10.584	Endosulfan sulfate	50.6990	126.7475	1.0000	50.6990	307247.27
27	10.947	Endrin Ketone	51.3129	128.2821	1.0000	51.3129	366074.90
29	12.138	% DCBP	80.5055	201.2638	1.0000	80.5055	520946.85
				3432.0925	25.0000	1372.8370	8751122.49

Client Id: Initial Calibration

Software Version: 4.1<1L22>
Date: 7/12/2017 10:14 AM
Sample Name : mix 4;14r
Data File : E:\TC2017\ECD7\07-JUL\711B013.RAW Date: 7/11/2017 02:06 PM
Sequence File: E:\TC2017\ECD7\07-JUL\PEST_SEQ.SEQ Cycle: 147 Channel : B
Instrument : AUTO_ECD7 Rack/Vial: 0/0 Operator: CW
Sample Amount : 1.0000 Dilution Factor : 1.00

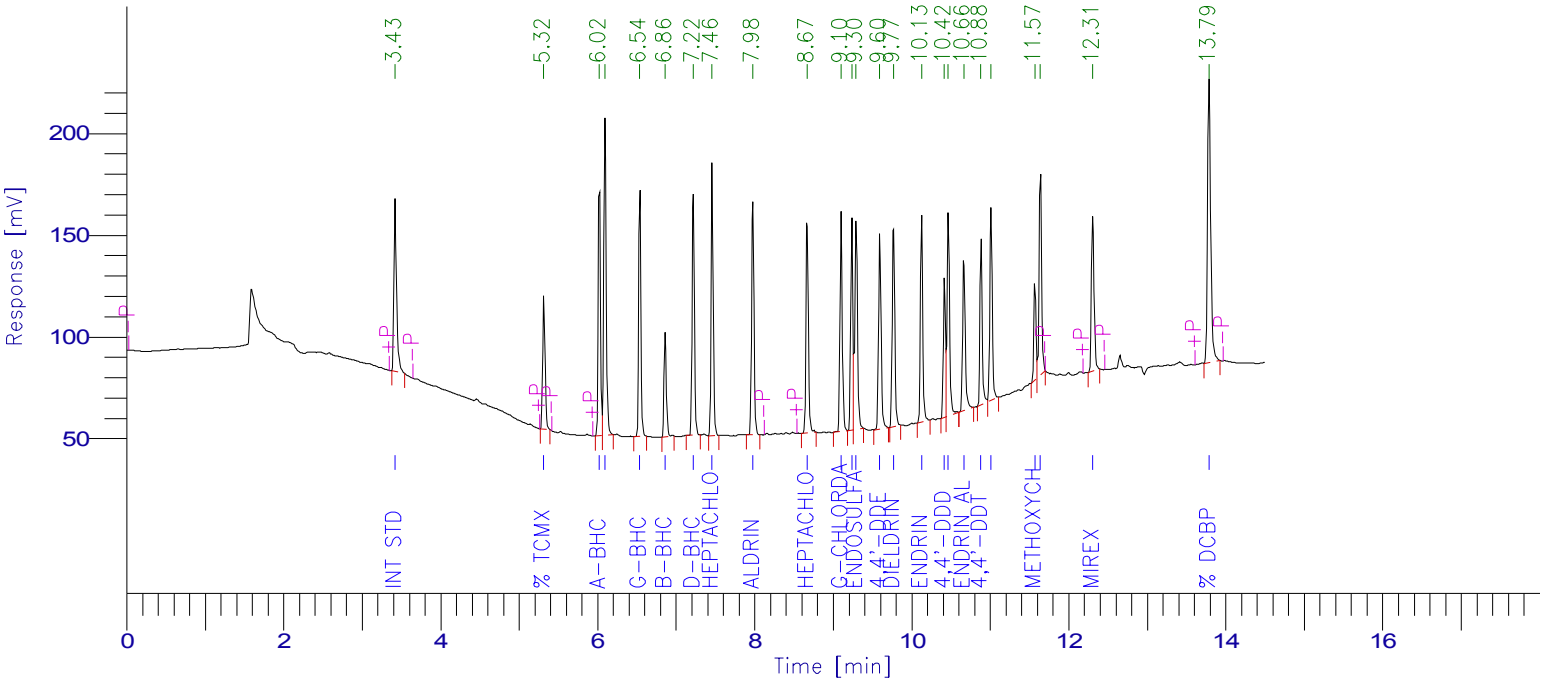

PESTICIDE REPORT

Peak #	Time [min]	Component Name	Raw Amount	Surrogate Recovery TCMX & DCBP	Multiplier	Adjusted Amount for Labowrks	Area [µV·s]
1	3.425	Int Std	100.0000	250.0000	1.0000	100.0000	195200.06
2	5.316	% TCMX	80.7759	201.9398	1.0000	80.7759	140040.33
3	6.024	a-BHC	56.0797	140.1993	1.0000	56.0797	248480.36
4	6.095	Hexachlorobenzene	51.4050	128.5124	1.0000	51.4050	338188.64
5	6.539	g-BHC	51.4762	128.6905	1.0000	51.4762	238859.79
6	6.863	b-BHC	53.0281	132.5703	1.0000	53.0281	105046.41
7	7.219	d-BHC	54.3990	135.9975	1.0000	54.3990	243094.10
8	7.460	Heptachlor	51.4483	128.6209	1.0000	51.4483	264206.78
9	7.977	Aldrin	53.1191	132.7977	1.0000	53.1191	243122.91
10	8.669	Heptachlor epoxide	52.6994	131.7486	1.0000	52.6994	236258.64
11	9.102	g-Chlordane	52.6184	131.5460	1.0000	52.6184	232611.71
12	9.239	a-Chlordane	51.1567	127.8917	1.0000	51.1567	217120.69
13	9.295	Endosulfan I	51.9500	129.8749	1.0000	51.9500	234011.18
14	9.595	4,4'-DDE	52.3978	130.9946	1.0000	52.3978	216866.83
15	9.769	Dieldrin	55.0935	137.7338	1.0000	55.0935	224556.01
16	10.126	Endrin	55.0408	137.6021	1.0000	55.0408	214949.10
17	10.417	4,4'-DDD	47.9709	119.9274	1.0000	47.9709	134337.56
18	10.468	Endosulfan II	54.4190	136.0474	1.0000	54.4190	222276.39
19	10.664	Endrin aldehyde	53.2481	133.1204	1.0000	53.2481	175203.26
20	10.883	4,4'-DDT	53.6694	134.1734	1.0000	53.6694	169703.81
21	11.010	Endosulfan sulfate	52.4814	131.2036	1.0000	52.4814	205640.29
22	11.569	Methoxychlor	49.1779	122.9447	1.0000	49.1779	96232.15
23	11.638	Endrin Ketone	50.3392	125.8480	1.0000	50.3392	223765.60
24	12.305	Mirex	53.3093	133.2731	1.0000	53.3093	181227.27
25	13.787	% DCBP	84.2514	210.6284	1.0000	84.2514	386006.39
				3553.8865	25.0000	1421.5546	5387006.28

Software Version: 4.1<1L22>
Date: 7/12/2017 10:15 AM
Sample Name : mix 3;13p
Data File : E:\TC2017\ECD7\07-JUL\711A014.RAW Date: 7/11/2017 02:27 PM
Sequence File: E:\TC2017\ECD7\07-JUL\PEST_SEQ.SEQ Cycle: 148 Channel : A
Instrument : AUTO_ECD7 Rack/Vial: 0/0 Operator: CW
Sample Amount : 1.0000 Dilution Factor : 1.00

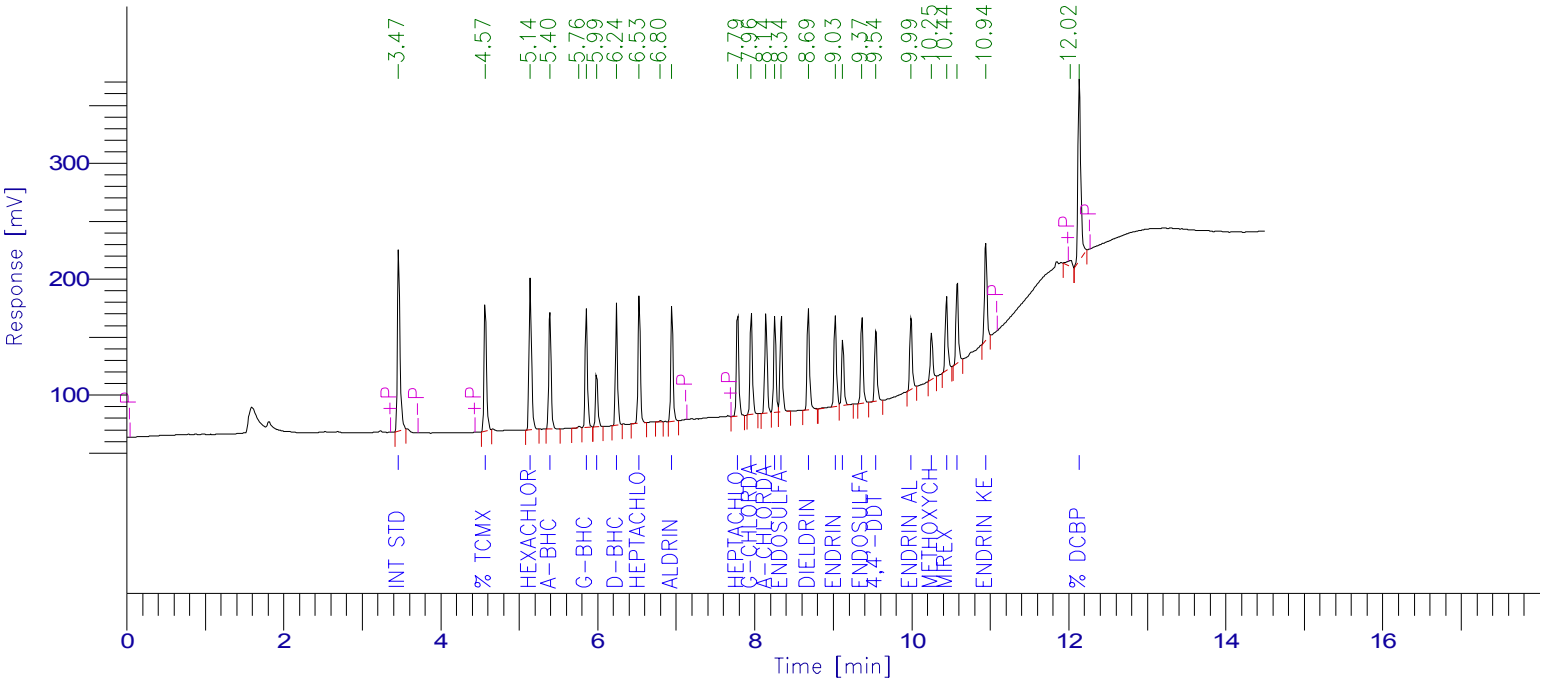

PESTICIDE REPORT

Peak #	Time [min]	Component Name	Raw Amount	Surrogate Recovery TCMX & DCBP	Multiplier	Adjusted Amount for Labowrks	Area [µV·s]
1	3.468	Int Std	100.0000	250.0000	1.0000	100.0000	354150.76
2	4.570	% TCMX	61.5598	153.8995	1.0000	61.5598	244485.27
3	5.144	Hexachlorobenzene	26.2958	65.7395	1.0000	26.2958	286311.77
4	5.395	a-BHC	25.9277	64.8194	1.0000	25.9277	211814.34
6	5.858	g-BHC	26.1465	65.3664	1.0000	26.1465	203580.88
7	5.990	b-BHC	26.3777	65.9441	1.0000	26.3777	95866.84
8	6.242	d-BHC	25.4505	63.6262	1.0000	25.4505	203037.13
9	6.530	Heptachlor	25.1099	62.7747	1.0000	25.1099	222327.78
11	6.947	Aldrin	25.4742	63.6856	1.0000	25.4742	196591.54
12	7.785	Heptachlor epoxide	25.6443	64.1109	1.0000	25.6443	188776.56
13	7.958	g-Chlordane	25.2545	63.1362	1.0000	25.2545	185474.07
14	8.144	a-Chlordane	25.7890	64.4725	1.0000	25.7890	186418.25
15	8.258	4,4'-DDE	25.5881	63.9703	1.0000	25.5881	171296.48
16	8.340	Endosulfan I	26.2453	65.6133	1.0000	26.2453	186581.67
17	8.685	Dieldrin	25.7568	64.3919	1.0000	25.7568	188622.91
18	9.027	Endrin	25.9831	64.9576	1.0000	25.9831	173542.97
19	9.124	4,4'-DDD	25.5034	63.7585	1.0000	25.5034	121819.38
20	9.367	Endosulfan II	26.0298	65.0746	1.0000	26.0298	167336.86
21	9.544	4,4'-DDT	25.9166	64.7914	1.0000	25.9166	141384.00
22	9.991	Endrin aldehyde	26.2317	65.5794	1.0000	26.2317	141849.55
23	10.252	Methoxychlor	26.6848	66.7119	1.0000	26.6848	86781.69
24	10.444	Mirex	25.8004	64.5010	1.0000	25.8004	145704.54
25	10.580	Endosulfan sulfate	25.9963	64.9907	1.0000	25.9963	156862.99
26	10.943	Endrin Ketone	26.3696	65.9240	1.0000	26.3696	187313.06
28	12.135	% DCBP	60.4860	151.2150	1.0000	60.4860	389711.90
				1979.0546	25.0000	791.6218	4837643.19

Software Version: 4.1<1L22>
Date: 7/12/2017 10:15 AM
Sample Name : mix 3;13p
Data File : E:\TC2017\ECD7\07-JUL\711B014.RAW Date: 7/11/2017 02:27 PM
Sequence File: E:\TC2017\ECD7\07-JUL\PEST_SEQ.SEQ Cycle: 148 Channel : B
Instrument : AUTO_ECD7 Rack/Vial: 0/0 Operator: CW
Sample Amount : 1.0000 Dilution Factor : 1.00

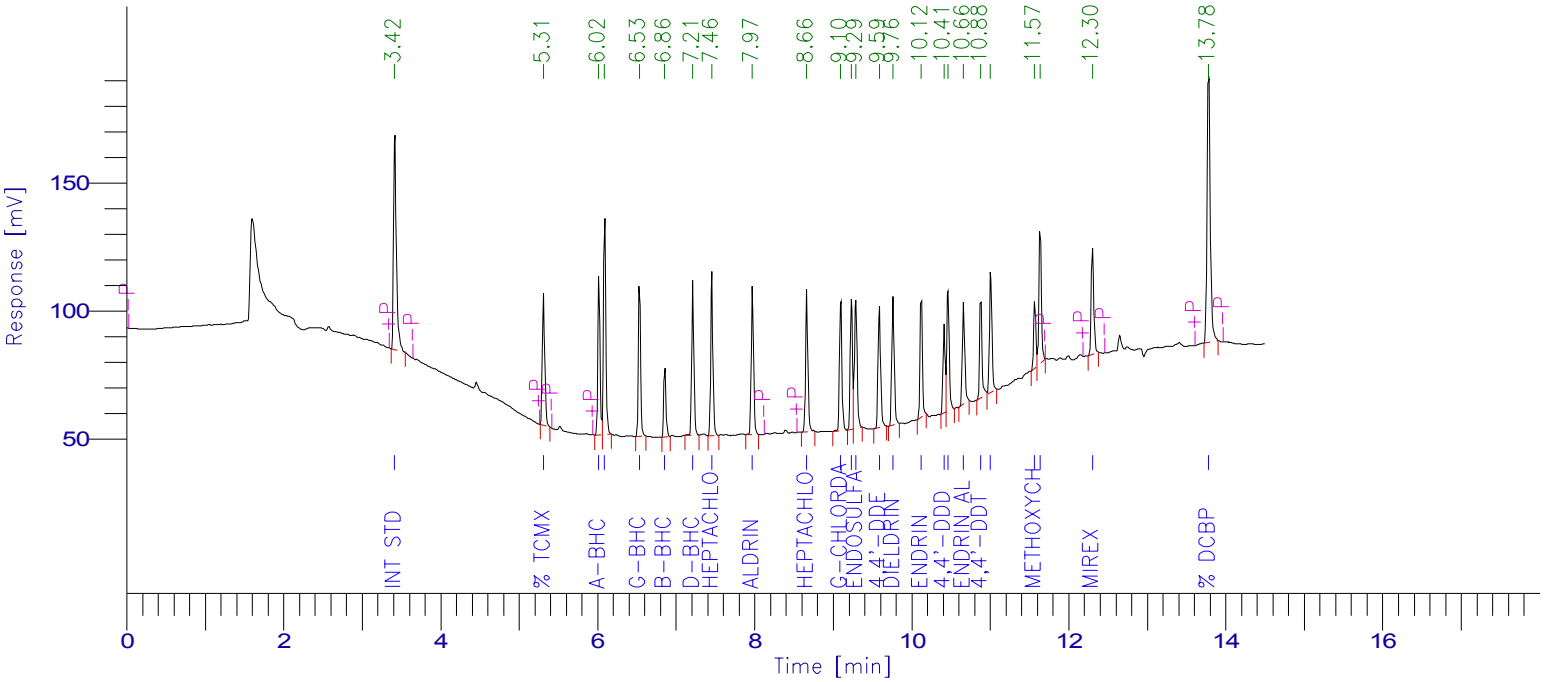

PESTICIDE REPORT

Peak #	Time [min]	Component Name	Raw Amount	Surrogate Recovery TCMX & DCBP	Multiplier	Adjusted Amount for Labowrks	Area [µV·s]
1	3.421	Int Std	100.0000	250.0000	1.0000	100.0000	208674.45
2	5.312	% TCMX	60.0290	150.0724	1.0000	60.0290	111255.44
3	6.018	a-BHC	25.1357	62.8393	1.0000	25.1357	119060.22
4	6.091	Hexachlorobenzene	25.2675	63.1687	1.0000	25.2675	177707.37
5	6.533	g-BHC	23.7314	59.3284	1.0000	23.7314	117719.59
6	6.859	b-BHC	25.2243	63.0607	1.0000	25.2243	53417.41
7	7.214	d-BHC	23.9429	59.8573	1.0000	23.9429	114379.96
8	7.456	Heptachlor	24.0188	60.0470	1.0000	24.0188	131860.11
9	7.973	Aldrin	24.2012	60.5030	1.0000	24.2012	118413.57
10	8.664	Heptachlor epoxide	24.8751	62.1877	1.0000	24.8751	119216.39
11	9.097	g-Chlordane	24.5654	61.4136	1.0000	24.5654	116093.47
12	9.233	a-Chlordane	24.9270	62.3176	1.0000	24.9270	113099.00
13	9.290	Endosulfan I	23.5459	58.8647	1.0000	23.5459	113384.99
14	9.589	4,4'-DDE	24.3441	60.8604	1.0000	24.3441	107711.91
15	9.763	Dieldrin	24.9184	62.2961	1.0000	24.9184	108576.18
16	10.121	Endrin	24.2615	60.6539	1.0000	24.2615	101288.09
17	10.413	4,4'-DDD	23.3878	58.4696	1.0000	23.3878	70016.16
18	10.463	Endosulfan II	23.9740	59.9351	1.0000	23.9740	104682.30
19	10.660	Endrin aldehyde	24.4125	61.0311	1.0000	24.4125	85869.40
20	10.878	4,4'-DDT	25.5067	63.7668	1.0000	25.5067	86220.23
21	11.005	Endosulfan sulfate	25.1690	62.9224	1.0000	25.1690	105428.29
22	11.567	Methoxychlor	25.4235	63.5587	1.0000	25.4235	53183.27
23	11.634	Endrin Ketone	24.4959	61.2399	1.0000	24.4959	116404.76
24	12.302	Mirex	25.9826	64.9566	1.0000	25.9826	94426.37
25	13.781	% DCBP	59.9552	149.8881	1.0000	59.9552	293652.68
				1903.2390	25.0000	761.2956	2941741.61

Client Id: Initial Calibration

Software Version: 4.1<1L22>
Date: 7/12/2017 10:15 AM
Sample Name : mix 2;13o
Data File : E:\TC2017\ECD7\07-JUL\711A015.RAW Date: 7/11/2017 02:47 PM
Sequence File: E:\TC2017\ECD7\07-JUL\PEST_SEQ.SEQ Cycle: 149 Channel : A
Instrument : AUTO_ECD7 Rack/Vial: 0/0 Operator: CW
Sample Amount : 1.0000 Dilution Factor : 1.00

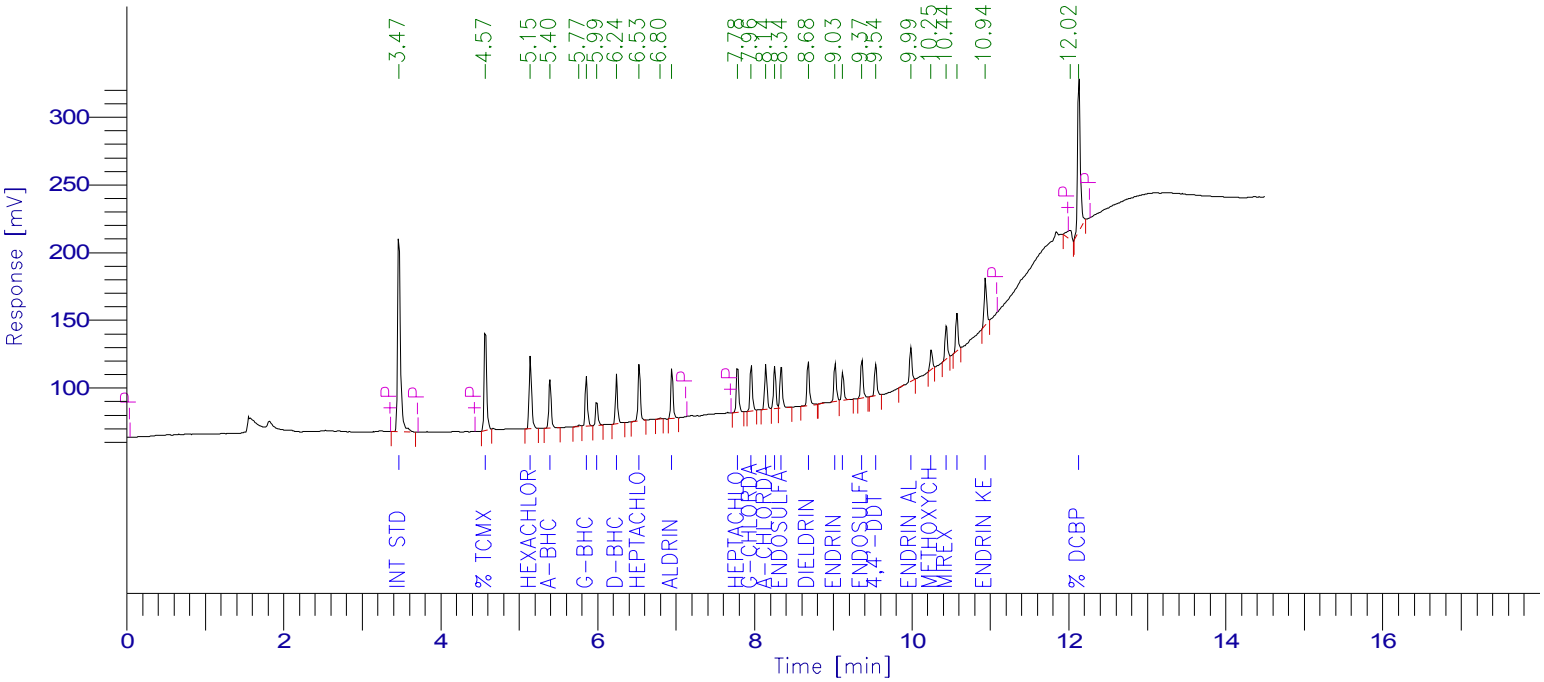

PESTICIDE REPORT

Peak #	Time [min]	Component Name	Raw Amount	Surrogate Recovery TCMX & DCBP	Multiplier	Adjusted Amount for Labowrks	Area [µV·s]
1	3.472	Int Std	100.0000	250.0000	1.0000	100.0000	370038.08
2	4.572	% TCMX	40.9760	102.4401	1.0000	40.9760	170037.13
3	5.145	Hexachlorobenzene	10.2346	25.5865	1.0000	10.2346	116434.70
4	5.396	a-BHC	8.7110	21.7775	1.0000	8.7110	74356.27
6	5.859	g-BHC	8.9144	22.2861	1.0000	8.9144	72522.86
7	5.990	b-BHC	9.7296	24.3240	1.0000	9.7296	36947.50
8	6.243	d-BHC	8.7105	21.7763	1.0000	8.7105	72607.55
9	6.531	Heptachlor	9.1725	22.9312	1.0000	9.1725	84858.19
11	6.947	Aldrin	8.9816	22.4539	1.0000	8.9816	72422.53
12	7.784	Heptachlor epoxide	9.3830	23.4574	1.0000	9.3830	72169.65
13	7.958	g-Chlordane	9.0620	22.6550	1.0000	9.0620	69538.73
14	8.143	a-Chlordane	9.2304	23.0759	1.0000	9.2304	69715.75
15	8.257	4,4'-DDE	9.2216	23.0539	1.0000	9.2216	64502.06
16	8.339	Endosulfan I	9.4653	23.6631	1.0000	9.4653	70308.43
17	8.684	Dieldrin	9.3159	23.2897	1.0000	9.3159	71282.97
18	9.026	Endrin	9.2722	23.1805	1.0000	9.2722	64707.95
19	9.123	4,4'-DDD	9.0459	22.6146	1.0000	9.0459	45146.72
20	9.366	Endosulfan II	9.3533	23.3832	1.0000	9.3533	62826.50
21	9.542	4,4'-DDT	9.0275	22.5689	1.0000	9.0275	51457.75
22	9.989	Endrin aldehyde	9.8641	24.6603	1.0000	9.8641	55733.67
23	10.248	Methoxychlor	9.5418	23.8546	1.0000	9.5418	32423.17
24	10.440	Mirex	9.5611	23.9028	1.0000	9.5611	56417.41
25	10.576	Endosulfan sulfate	9.3279	23.3198	1.0000	9.3279	58810.18
26	10.939	Endrin Ketone	9.8817	24.7043	1.0000	9.8817	73342.51
28	12.130	% DCBP	41.4383	103.5959	1.0000	41.4383	278964.78
				968.5557	25.0000	387.4223	2267573.06

Software Version: 4.1<1L22>
Date: 7/12/2017 10:15 AM
Sample Name : mix 2;13o
Data File : E:\TC2017\ECD7\07-JUL\711B015.RAW Date: 7/11/2017 02:47 PM
Sequence File: E:\TC2017\ECD7\07-JUL\PEST_SEQ.SEQ Cycle: 149 Channel : B
Instrument : AUTO_ECD7 Rack/Vial: 0/0 Operator: CW
Sample Amount : 1.0000 Dilution Factor : 1.00

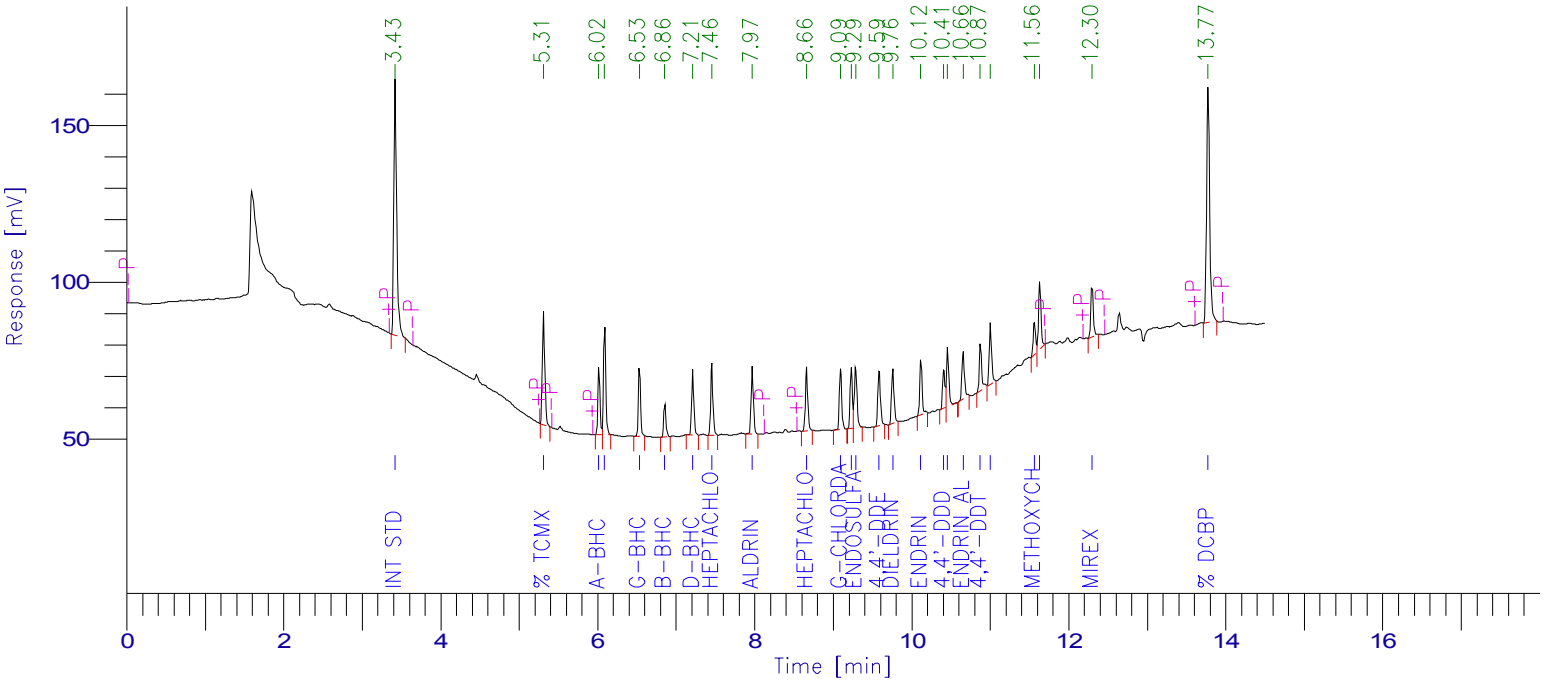

PESTICIDE REPORT

Peak #	Time [min]	Component Name	Raw Amount	Surrogate Recovery TCMX & DCBP	Multiplier	Adjusted Amount for Labowrks	Area [µV·s]
1	3.425	Int Std	100.0000	250.0000	1.0000	100.0000	204288.73
2	5.313	% TCMX	42.6289	106.5723	1.0000	42.6289	77346.35
3	6.018	a-BHC	8.8872	22.2179	1.0000	8.8872	41211.05
4	6.091	Hexachlorobenzene	10.1858	25.4645	1.0000	10.1858	70131.45
5	6.533	g-BHC	8.8534	22.1335	1.0000	8.8534	42994.24
6	6.859	b-BHC	10.1082	25.2704	1.0000	10.1082	20956.15
7	7.213	d-BHC	8.5457	21.3642	1.0000	8.5457	39966.39
8	7.455	Heptachlor	9.1149	22.7872	1.0000	9.1149	48987.83
9	7.971	Aldrin	9.0611	22.6529	1.0000	9.0611	43403.33
10	8.662	Heptachlor epoxide	9.5784	23.9459	1.0000	9.5784	44940.46
11	9.094	g-Chlordane	9.3690	23.4226	1.0000	9.3690	43346.35
12	9.231	a-Chlordane	9.6491	24.1228	1.0000	9.6491	42859.91
13	9.287	Endosulfan I	9.1894	22.9734	1.0000	9.1894	43321.27
14	9.587	4,4'-DDE	9.4184	23.5460	1.0000	9.4184	40796.41
15	9.760	Dieldrin	9.1125	22.7812	1.0000	9.1125	38871.00
16	10.117	Endrin	9.2498	23.1244	1.0000	9.2498	37804.74
17	10.408	4,4'-DDD	9.9048	24.7621	1.0000	9.9048	29028.92
18	10.458	Endosulfan II	9.1889	22.9723	1.0000	9.1889	39279.98
19	10.656	Endrin aldehyde	10.2726	25.6815	1.0000	10.2726	35373.88
20	10.874	4,4'-DDT	10.2539	25.6348	1.0000	10.2539	33932.81
21	11.002	Endosulfan sulfate	10.2316	25.5791	1.0000	10.2316	41957.72
22	11.561	Methoxychlor	11.6614	29.1535	1.0000	11.6614	23881.71
23	11.630	Endrin Ketone	10.0886	25.2214	1.0000	10.0886	46933.27
24	12.297	Mirex	10.2238	25.5595	1.0000	10.2238	36374.52
25	13.774	% DCBP	41.9420	104.8550	1.0000	41.9420	201108.83
				991.7983	25.0000	396.7193	1369097.28

Client Id: Initial Calibration

Software Version: 4.1<1L22>
Date: 7/12/2017 10:16 AM
Sample Name : mix 1;13n
Data File : E:\TC2017\ECD7\07-JUL\711A016.RAW Date: 7/11/2017 03:07 PM
Sequence File: E:\TC2017\ECD7\07-JUL\PEST_SEQ.SEQ Cycle: 150 Channel : A
Instrument : AUTO_ECD7 Rack/Vial: 0/0 Operator: CW
Sample Amount : 1.0000 Dilution Factor : 1.00

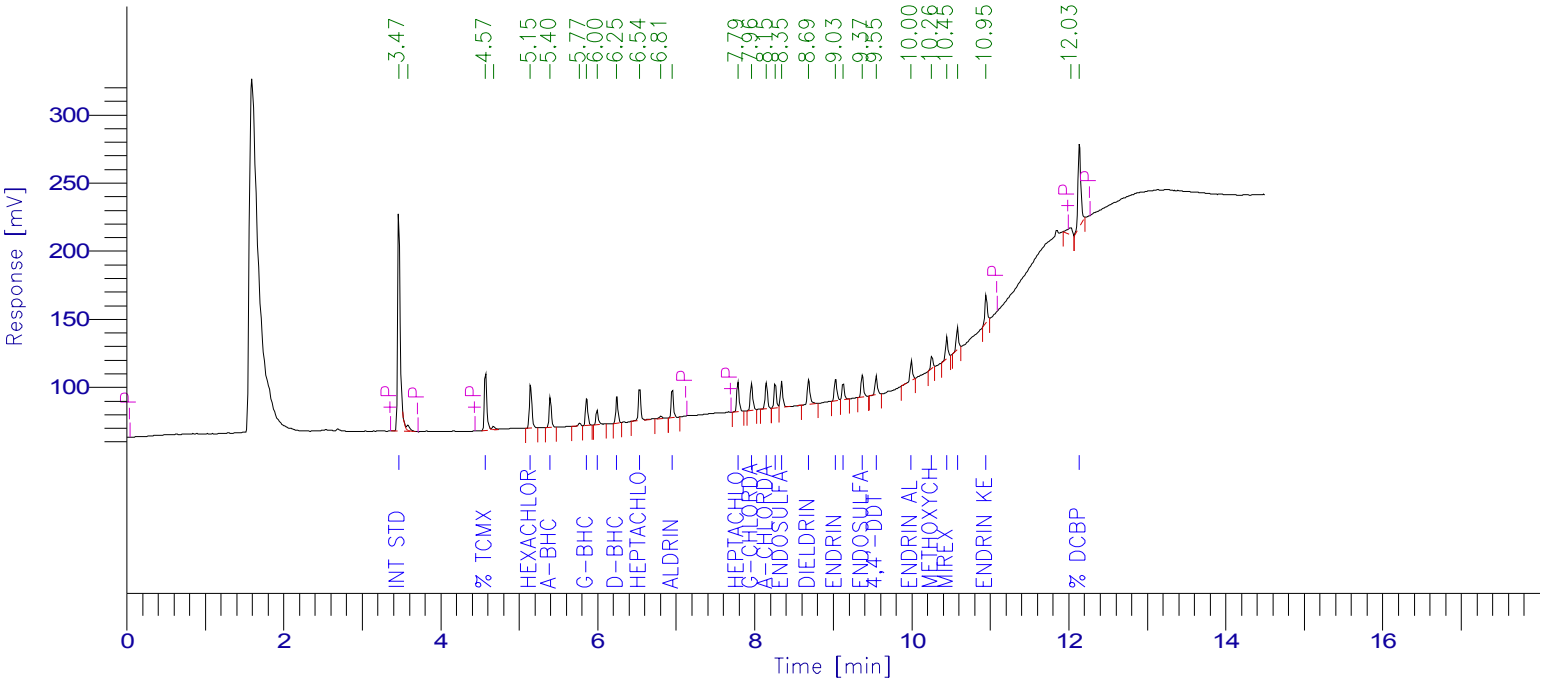

PESTICIDE REPORT

Peak #	Time [min]	Component Name	Raw Amount	Surrogate Recovery TCMX & DCBP	Multiplier	Adjusted Amount for Labowrks	Area [µV·s]
1	3.470	Int Std	100.0000	250.0000	1.0000	100.0000	377730.14
3	4.574	% TCMX	22.6302	56.5754	1.0000	22.6302	95859.79
5	5.147	Hexachlorobenzene	6.0861	15.2153	1.0000	6.0861	70678.62
6	5.399	a-BHC	4.9248	12.3120	1.0000	4.9248	42911.33
8	5.863	g-BHC	4.9556	12.3889	1.0000	4.9556	41153.66
9	5.996	b-BHC	5.8060	14.5149	1.0000	5.8060	22506.08
10	6.247	d-BHC	4.8393	12.0981	1.0000	4.8393	41176.70
11	6.535	Heptachlor	5.9893	14.9732	1.0000	5.9893	56560.88
13	6.953	Aldrin	5.1623	12.9059	1.0000	5.1623	42491.68
14	7.789	Heptachlor epoxide	5.6993	14.2482	1.0000	5.6993	44747.76
15	7.962	g-Chlordane	5.4251	13.5627	1.0000	5.4251	42495.52
16	8.149	a-Chlordane	5.3153	13.2882	1.0000	5.3153	40980.15
17	8.263	4,4'-DDE	5.3127	13.2818	1.0000	5.3127	37933.18
18	8.345	Endosulfan I	5.3661	13.4151	1.0000	5.3661	40687.90
19	8.689	Dieldrin	5.6974	14.2434	1.0000	5.6974	44501.19
20	9.032	Endrin	5.2109	13.0272	1.0000	5.2109	37121.12
21	9.129	4,4'-DDD	5.1087	12.7719	1.0000	5.1087	26027.09
22	9.372	Endosulfan II	5.4382	13.5955	1.0000	5.4382	37288.09
23	9.549	4,4'-DDT	5.1881	12.9704	1.0000	5.1881	30187.58
24	9.996	Endrin aldehyde	5.7544	14.3859	1.0000	5.7544	33188.86
25	10.256	Methoxychlor	5.4766	13.6914	1.0000	5.4766	18996.16
26	10.447	Mirex	5.8462	14.6155	1.0000	5.8462	35213.83
27	10.583	Endosulfan sulfate	5.5296	13.8241	1.0000	5.5296	35587.71
28	10.948	Endrin Ketone	5.5887	13.9718	1.0000	5.5887	42341.87
30	12.136	% DCBP	22.3414	55.8536	1.0000	22.3414	153530.09
				661.7304	25.0000	264.6921	1491896.96

Software Version: 4.1<1L22>
Date: 7/12/2017 10:16 AM
Sample Name : mix 1;13n
Data File : E:\TC2017\ECD7\07-JUL\711B016.RAW Date: 7/11/2017 03:07 PM
Sequence File: E:\TC2017\ECD7\07-JUL\PEST_SEQ.SEQ Cycle: 150 Channel : B
Instrument : AUTO_ECD7 Rack/Vial: 0/0 Operator: CW
Sample Amount : 1.0000 Dilution Factor : 1.00

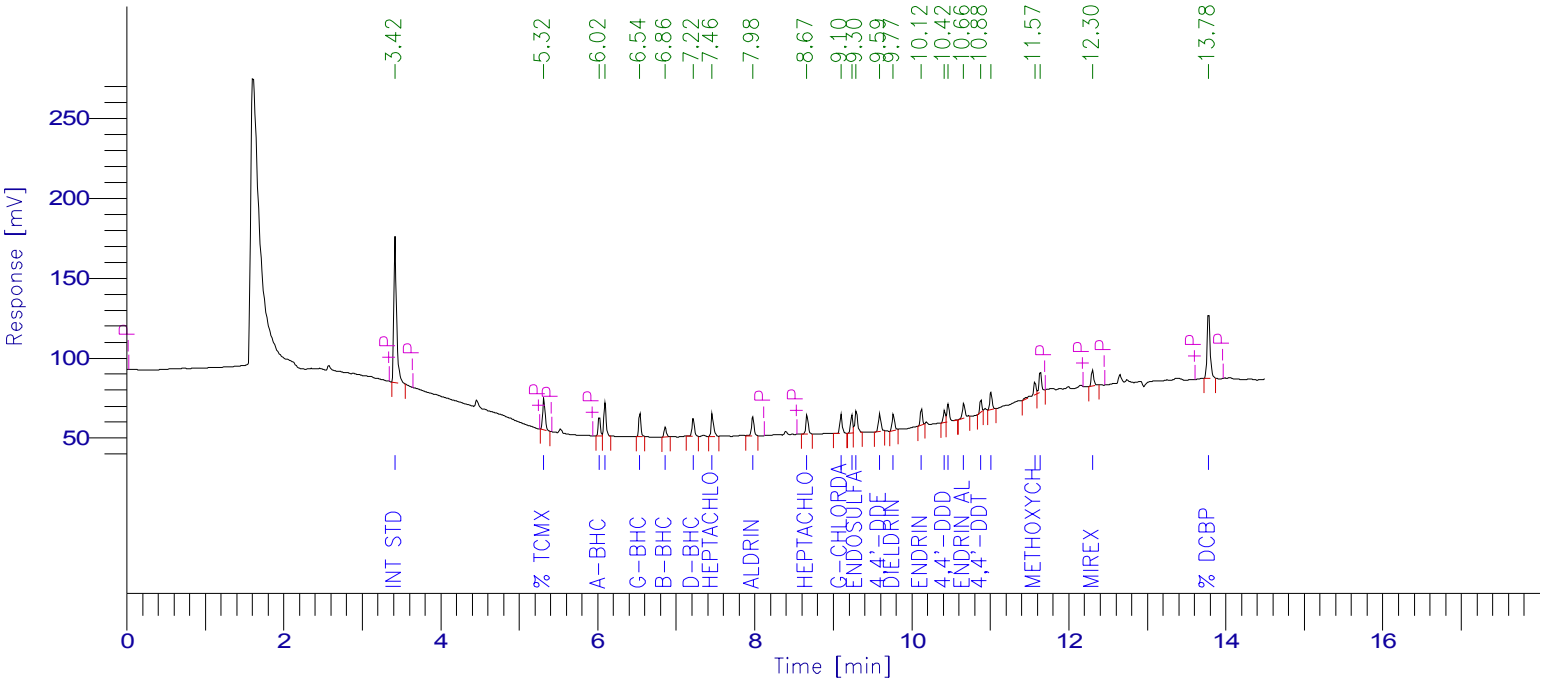

PESTICIDE REPORT

Peak #	Time [min]	Component Name	Raw Amount	Surrogate Recovery TCMX & DCBP	Multiplier	Adjusted Amount for Labowrks	Area [µV·s]
1	3.424	Int Std	100.0000	250.0000	1.0000	100.0000	218284.25
2	5.316	% TCMX	21.9624	54.9059	1.0000	21.9624	42578.74
3	6.023	a-BHC	4.6667	11.6668	1.0000	4.6667	23122.88
4	6.095	Hexachlorobenzene	5.7929	14.4822	1.0000	5.7929	42617.83
5	6.539	g-BHC	5.5344	13.8360	1.0000	5.5344	28717.67
6	6.864	b-BHC	5.7312	14.3280	1.0000	5.7312	12695.90
7	7.218	d-BHC	4.7174	11.7936	1.0000	4.7174	23573.94
8	7.460	Heptachlor	5.6316	14.0790	1.0000	5.6316	32340.59
9	7.977	Aldrin	5.0474	12.6185	1.0000	5.0474	25833.55
10	8.668	Heptachlor epoxide	5.4085	13.5213	1.0000	5.4085	27114.60
11	9.101	g-Chlordane	5.2680	13.1699	1.0000	5.2680	26042.25
12	9.238	a-Chlordane	5.0529	12.6323	1.0000	5.0529	23981.85
13	9.295	Endosulfan I	6.1402	15.3505	1.0000	6.1402	30929.80
14	9.593	4,4'-DDE	5.2465	13.1162	1.0000	5.2465	24282.33
15	9.766	Dieldrin	4.8796	12.1989	1.0000	4.8796	22240.72
16	10.124	Endrin	4.5404	11.3510	1.0000	4.5404	19828.42
17	10.416	4,4'-DDD	5.0735	12.6839	1.0000	5.0735	15888.16
18	10.465	Endosulfan II	5.5064	13.7660	1.0000	5.5064	25150.90
19	10.662	Endrin aldehyde	6.2064	15.5161	1.0000	6.2064	22836.11
20	10.881	4,4'-DDT	4.2069	10.5173	1.0000	4.2069	14875.48
21	11.008	Endosulfan sulfate	5.3381	13.3451	1.0000	5.3381	23389.88
22	11.569	Methoxychlor	9.8962	24.7406	1.0000	9.8962	21655.25
23	11.637	Endrin Ketone	5.8626	14.6564	1.0000	5.8626	29141.80
24	12.303	Mirex	5.7302	14.3254	1.0000	5.7302	21783.61
25	13.780	% DCBP	20.9024	52.2559	1.0000	20.9024	107091.55
				660.8569	25.0000	264.3428	905998.06

Software Version: 4.1<1L22>
Date: 7/12/2017 10:16 AM
Sample Name : 1a;10o
Data File : E:\TC2017\ECD7\07-JUL\711A017.RAW Date: 7/11/2017 03:28 PM
Sequence File: E:\TC2017\ECD7\07-JUL\PEST_SEQ.SEQ Cycle: 151 Channel : A
Instrument : AUTO_ECD7 Rack/Vial: 0/0 Operator: CW
Sample Amount : 1.0000 Dilution Factor : 1.00

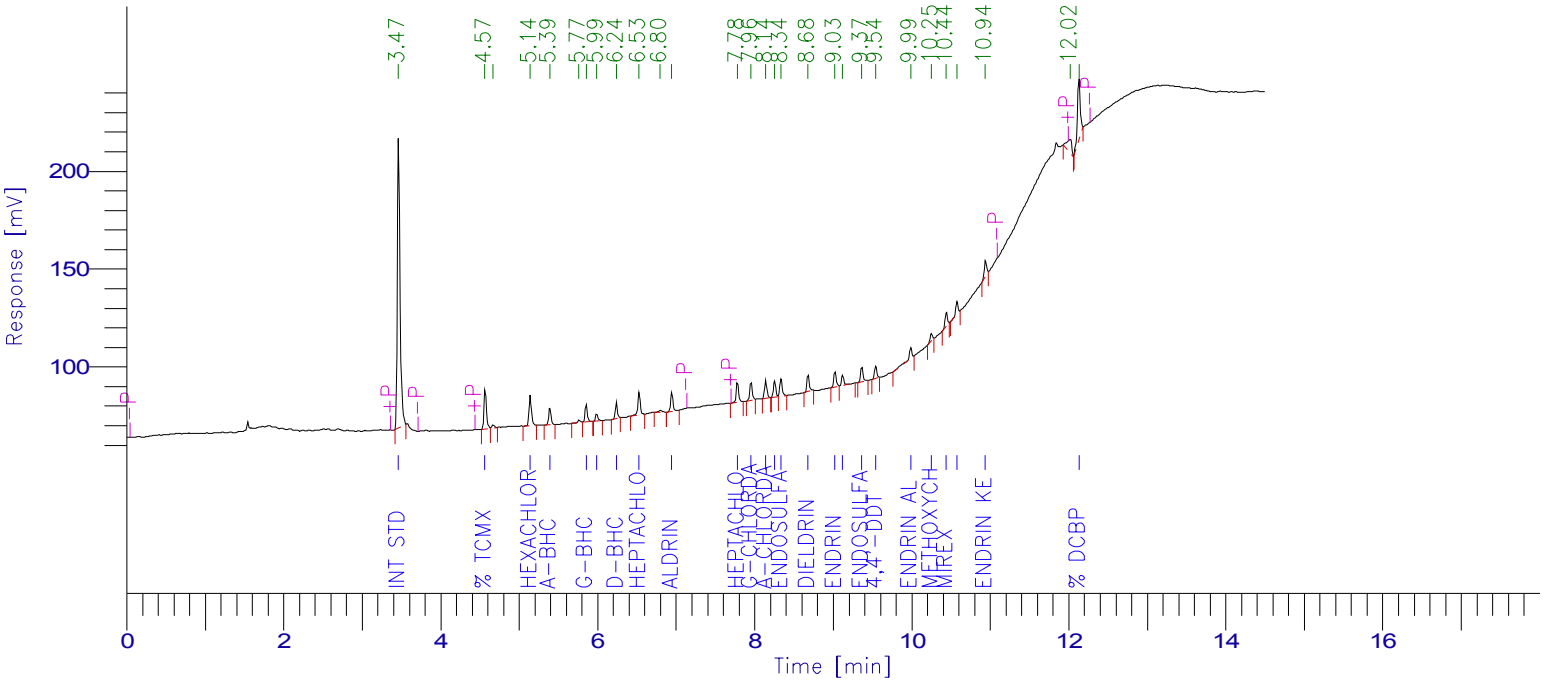

PESTICIDE REPORT

Peak #	Time [min]	Component Name	Raw Amount	Surrogate Recovery TCMX & DCBP	Multiplier	Adjusted Amount for Labowrks	Area [µV·s]
1	3.467	Int Std	100.0000	250.0000	1.0000	100.0000	352581.30
2	4.569	% TCMX	11.4159	28.5398	1.0000	11.4159	45137.44
4	5.143	Hexachlorobenzene	3.0409	7.6022	1.0000	3.0409	32962.87
5	5.394	a-BHC	2.2657	5.6643	1.0000	2.2657	18427.66
7	5.857	g-BHC	2.3586	5.8965	1.0000	2.3586	18283.12
8	5.989	b-BHC	2.2837	5.7093	1.0000	2.2837	8263.12
9	6.242	d-BHC	2.1030	5.2575	1.0000	2.1030	16702.94
10	6.529	Heptachlor	2.8717	7.1792	1.0000	2.8717	25313.70
12	6.946	Aldrin	2.6120	6.5301	1.0000	2.6120	20068.50
13	7.782	Heptachlor epoxide	2.9688	7.4220	1.0000	2.9688	21757.36
14	7.956	g-Chlordane	2.7493	6.8733	1.0000	2.7493	20102.11
15	8.142	a-Chlordane	2.6627	6.6569	1.0000	2.6627	19162.61
16	8.256	4,4'-DDE	2.6357	6.5892	1.0000	2.6357	17565.94
17	8.336	Endosulfan I	2.8044	7.0109	1.0000	2.8044	19848.27
18	8.683	Dieldrin	2.4967	6.2418	1.0000	2.4967	18202.94
19	9.025	Endrin	2.6845	6.7113	1.0000	2.6845	17850.61
20	9.122	4,4'-DDD	2.5650	6.4125	1.0000	2.5650	12197.72
21	9.365	Endosulfan II	2.6825	6.7062	1.0000	2.6825	17168.37
22	9.542	4,4'-DDT	2.5500	6.3750	1.0000	2.5500	13849.55
23	9.989	Endrin aldehyde	2.9259	7.3148	1.0000	2.9259	15751.92
24	10.251	Methoxychlor	2.8233	7.0581	1.0000	2.8233	9140.84
25	10.441	Mirex	2.8848	7.2121	1.0000	2.8848	16219.59
26	10.577	Endosulfan sulfate	2.4084	6.0210	1.0000	2.4084	14467.99
27	10.941	Endrin Ketone	2.5361	6.3401	1.0000	2.5361	17934.70
29	12.131	% DCBP	12.7550	31.8876	1.0000	12.7550	81816.58
				455.2117	25.0000	182.0847	870777.78

Client Id: Initial Calibration

Software Version: 4.1<1L22>
Date: 7/12/2017 10:16 AM
Sample Name : 1a;10o
Data File : E:\TC2017\ECD7\07-JUL\711B017.RAW Date: 7/11/2017 03:28 PM
Sequence File: E:\TC2017\ECD7\07-JUL\PEST_SEQ.SEQ Cycle: 151 Channel : B
Instrument : AUTO_ECD7 Rack/Vial: 0/0 Operator: CW
Sample Amount : 1.0000 Dilution Factor : 1.00

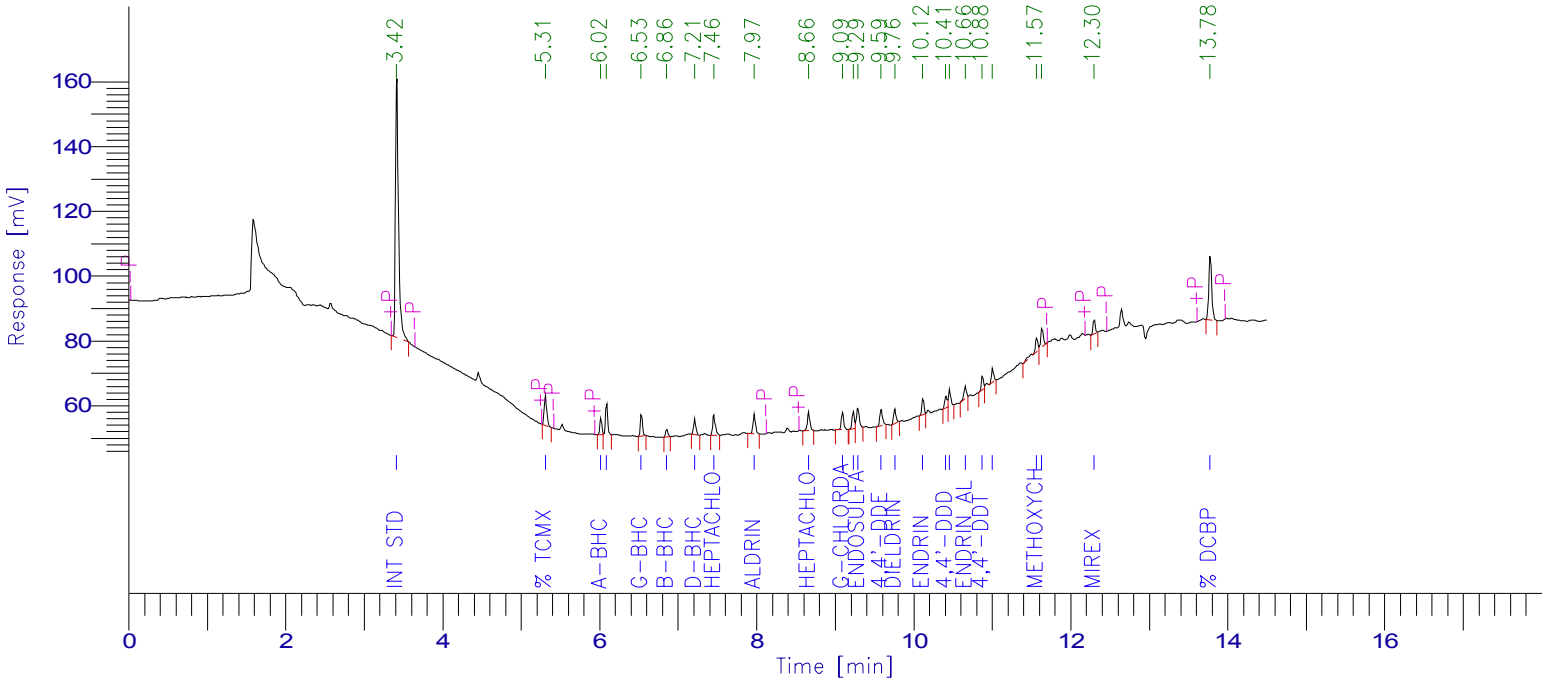

PESTICIDE REPORT

Peak #	Time [min]	Component Name	Raw Amount	Surrogate Recovery TCMX & DCBP	Multiplier	Adjusted Amount for Labowrks	Area [µV·s]
1	3.420	Int Std	100.0000	250.0000	1.0000	100.0000	213906.21
2	5.312	% TCMX	10.5610	26.4024	1.0000	10.5610	20064.02
3	6.018	a-BHC	1.9682	4.9205	1.0000	1.9682	9556.45
4	6.090	Hexachlorobenzene	2.6584	6.6459	1.0000	2.6584	19165.06
5	6.533	g-BHC	2.6005	6.5012	1.0000	2.6005	13223.11
6	6.859	b-BHC	2.0765	5.1913	1.0000	2.0765	4507.68
7	7.213	d-BHC	1.9520	4.8800	1.0000	1.9520	9558.90
8	7.455	Heptachlor	2.8216	7.0540	1.0000	2.8216	15878.68
9	7.971	Aldrin	2.5215	6.3037	1.0000	2.5215	12646.61
10	8.663	Heptachlor epoxide	2.8243	7.0608	1.0000	2.8243	13875.16
11	9.094	g-Chlordane	2.4823	6.2058	1.0000	2.4823	12025.29
12	9.231	a-Chlordane	2.5119	6.2798	1.0000	2.5119	11682.87
13	9.289	Endosulfan I	2.9207	7.3016	1.0000	2.9207	14417.00
14	9.587	4,4'-DDE	2.6178	6.5445	1.0000	2.6178	11872.92
15	9.761	Dieldrin	2.1967	5.4919	1.0000	2.1967	9811.78
16	10.117	Endrin	2.2669	5.6671	1.0000	2.2669	9701.02
17	10.411	4,4'-DDD	2.8831	7.2078	1.0000	2.8831	8847.58
18	10.458	Endosulfan II	2.3254	5.8134	1.0000	2.3254	10408.18
19	10.658	Endrin aldehyde	2.3924	5.9810	1.0000	2.3924	8626.12
20	10.875	4,4'-DDT	2.5533	6.3832	1.0000	2.5533	8847.20
21	11.003	Endosulfan sulfate	2.8623	7.1559	1.0000	2.8623	12290.44
22	11.566	Methoxychlor	7.3071	18.2677	1.0000	7.3071	15668.86
23	11.633	Endrin Ketone	2.9874	7.4685	1.0000	2.9874	14552.01
24	12.299	Mirex	2.3863	5.9658	1.0000	2.3863	8889.88
25	13.776	% DCBP	10.0365	25.0913	1.0000	10.0365	50389.88
				451.7850	25.0000	180.7140	540412.92

7D-DEG
PESTICIDE DEGRADATION STANDARD

Lab Name: Phoenix Environmental Client: NETC

Lab Code: Phoenix Case No.: SAS No.: SDG No.: GBY54991

GC Col A: ZB MR1 ID: 0.53 (mm) Date Analyzed: 07/11/17

Instrument: ECD7 Time Analyzed: 15:48

File: 711A018

ENDRIN BREAKDOWN

Compounds	Area
Endrin	347819.77
Endrin Aldehyde	4467.35
Endrin Ketone	8587.71
Total Area	360874.83

Endrin Ketone	8587.71
Endrin Aldehyde	4467.35
Breakdown Area	13055.06

Endrin Breakdown %	**3.6**	Breakdown Area / Total Area Must be < 15%

DDT BREAKDOWN

Compounds	Area
DDT	570332.57
DDE	0.00
DDD	0.00
Total Area	570332.57

DDE	0.00
DDD	0.00
Breakdown Area	0.00

DDT Breakdown %	**0.0**	Breakdown Area / Total Area Must be < 15%

FORM VII PEST DEG

7D-DEG
PESTICIDE DEGRADATION STANDARD

Lab Name: Phoenix Environmental Client: NETC

Lab Code: Phoenix Case No.: SAS No.: SDG No.: GBY54991

GC Col B: ZB MR2 ID: 0.53 (mm) Date Analyzed: 07/11/17

Instrument: ECD7 Time Analyzed: 15:48

File: 711B018

ENDRIN BREAKDOWN

Compounds	Area
Endrin	221122.91
Endrin Aldehyde	4435.98
Endrin Ketone	9694.04
Total Area	235252.93

Endrin Ketone	9694.04
Endrin Aldehyde	4435.98
Breakdown Area	14130.02

Endrin Breakdown %	**6.0**	Breakdown Area / Total Area Must be < 15%

DDT BREAKDOWN

Compounds	Area
DDT	352370.67
DDE	0.00
DDD	0.00
Total Area	352370.67

DDE	0.00
DDD	0.00
Breakdown Area	0.00

DDT Breakdown %	**0.0**	Breakdown Area / Total Area Must be < 15%

FORM VII PEST DEG

Client Id: Initial Calibration

Software Version: 4.1<1L22>
Date: 7/12/2017 10:16 AM
Sample Name : deg;14t
Data File : E:\TC2017\ECD7\07-JUL\711A018.RAW Date: 7/11/2017 03:48 PM
Sequence File: E:\TC2017\ECD7\07-JUL\PEST_SEQ.SEQ Cycle: 152 Channel : A
Instrument : AUTO_ECD7 Rack/Vial: 0/0 Operator: CW
Sample Amount : 1.0000 Dilution Factor : 1.00

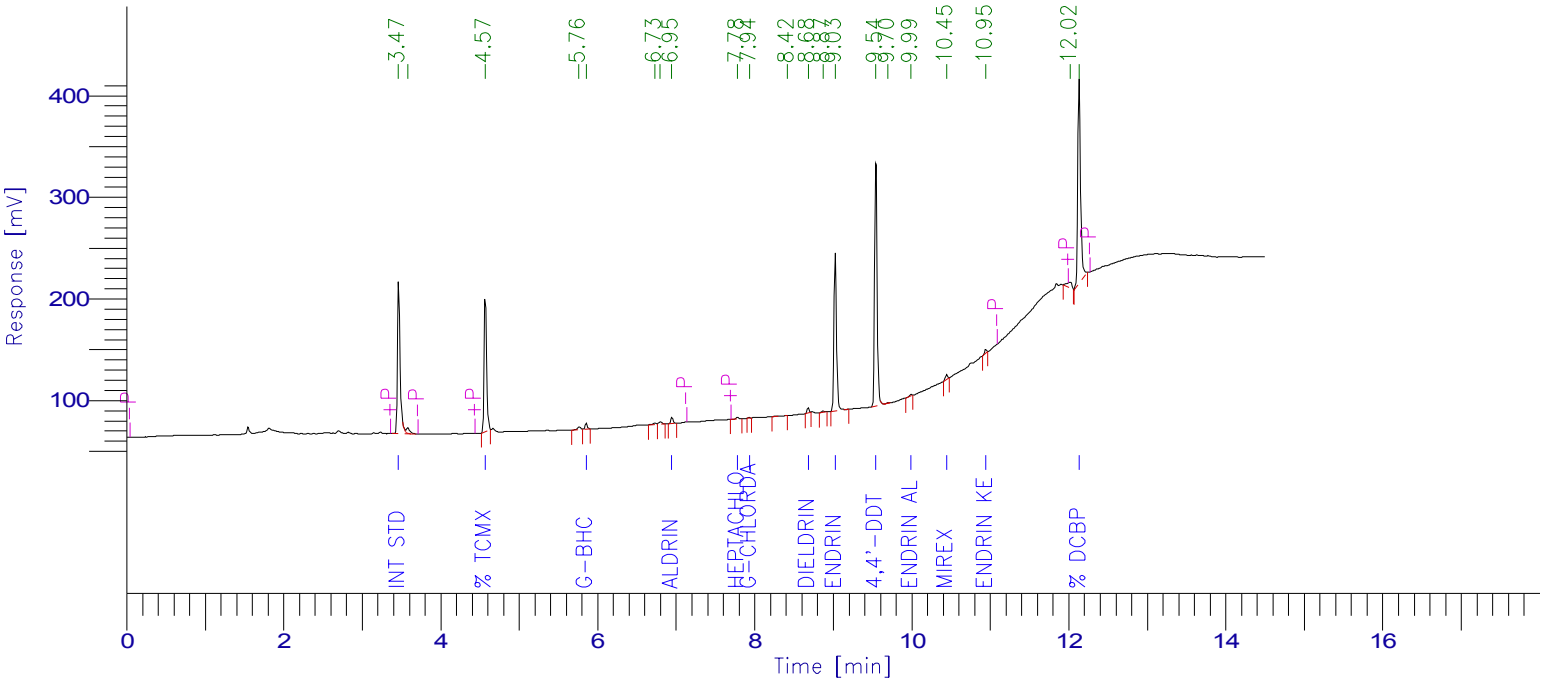

PESTICIDE REPORT

Peak #	Time [min]	Component Name	Raw Amount	Surrogate Recovery TCMX & DCBP	Multiplier	Adjusted Amount for Labowrks	Area [µV·s]
1	3.469	Int Std	100.0000	250.0000	1.0000	100.0000	351483.67
3	4.571	% TCMX	76.7658	191.9145	1.0000	76.7658	302580.02
0	5.145	Hexachlorobenzene	0.0000	0.0000	1.0000	0.0000	0.00
0	5.397	a-BHC	0.0000	0.0000	1.0000	0.0000	0.00
5	5.858	g-BHC	1.5147	3.7867	1.0000	1.5147	11704.78
0	5.992	b-BHC	0.0000	0.0000	1.0000	0.0000	0.00
0	6.244	d-BHC	0.0000	0.0000	1.0000	0.0000	0.00
0	6.532	Heptachlor	0.0000	0.0000	1.0000	0.0000	0.00
8	6.947	Aldrin	1.6284	4.0711	1.0000	1.6284	12472.47
9	7.781	Heptachlor epoxide	0.6340	1.5850	1.0000	0.6340	4631.88
10	7.936	g-Chlordane	0.1296	0.3239	1.0000	0.1296	944.30
0	8.146	a-Chlordane	0.0000	0.0000	1.0000	0.0000	0.00
0	8.259	4,4'-DDE	0.0000	0.0000	1.0000	0.0000	0.00
0	8.341	Endosulfan I	0.0000	0.0000	1.0000	0.0000	0.00
12	8.684	Dieldrin	1.3782	3.4455	1.0000	1.3782	10016.97
14	9.027	Endrin	52.4711	131.1778	1.0000	52.4711	347819.77
0	9.126	4,4'-DDD	0.0000	0.0000	1.0000	0.0000	0.00
0	9.368	Endosulfan II	0.0000	0.0000	1.0000	0.0000	0.00
15	9.544	4,4'-DDT	105.3388	263.3470	1.0000	105.3388	570332.57
17	9.994	Endrin aldehyde	0.8324	2.0810	1.0000	0.8324	4467.35
0	10.252	Methoxychlor	0.0000	0.0000	1.0000	0.0000	0.00
18	10.445	Mirex	1.8612	4.6529	1.0000	1.8612	10431.50
0	10.580	Endosulfan sulfate	0.0000	0.0000	1.0000	0.0000	0.00
19	10.945	Endrin Ketone	1.2181	3.0453	1.0000	1.2181	8587.71
21	12.133	% DCBP	77.4713	193.6783	1.0000	77.4713	495389.23
				1053.1091	25.0000	421.2436	2130862.22

Client Id: Initial Calibration

Software Version: 4.1<1L22>
Date: 7/12/2017 10:17 AM
Sample Name : deg;14t
Data File : E:\TC2017\ECD7\07-JUL\711B018.RAW Date: 7/11/2017 03:48 PM
Sequence File: E:\TC2017\ECD7\07-JUL\PEST_SEQ.SEQ Cycle: 152 Channel : B
Instrument : AUTO_ECD7 Rack/Vial: 0/0 Operator: CW
Sample Amount : 1.0000 Dilution Factor : 1.00

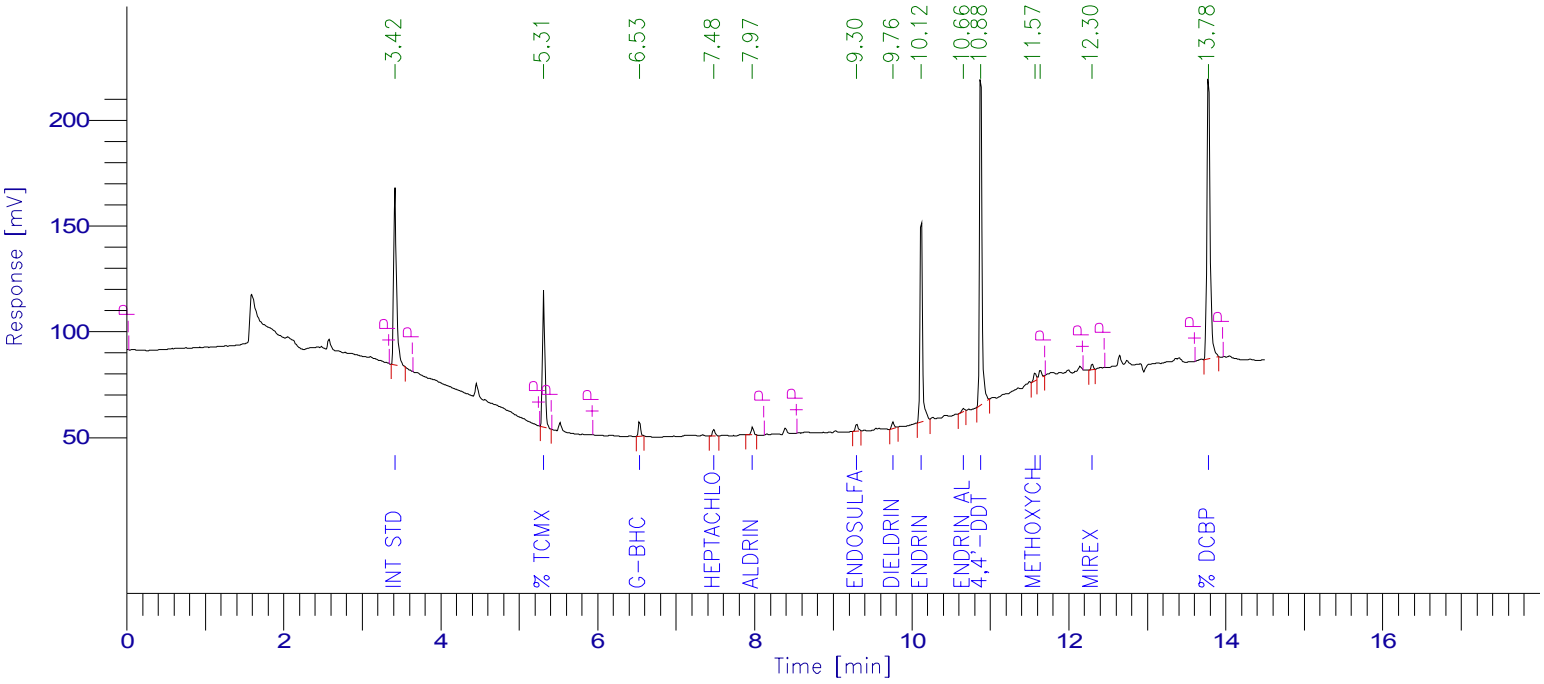

PESTICIDE REPORT

Peak #	Time [min]	Component Name	Raw Amount	Surrogate Recovery TCMX & DCBP	Multiplier	Adjusted Amount for Labowrks	Area [µV·s]
1	3.423	Int Std	100.0000	250.0000	1.0000	100.0000	209864.91
2	5.314	% TCMX	75.4351	188.5878	1.0000	75.4351	140606.27
0	6.020	a-BHC	0.0000	0.0000	1.0000	0.0000	0.00
0	6.092	Hexachlorobenzene	0.0000	0.0000	1.0000	0.0000	0.00
3	6.534	g-BHC	2.8550	7.1375	1.0000	2.8550	14242.96
0	6.861	b-BHC	0.0000	0.0000	1.0000	0.0000	0.00
0	7.215	d-BHC	0.0000	0.0000	1.0000	0.0000	0.00
4	7.482	Heptachlor	1.3463	3.3657	1.0000	1.3463	7433.10
5	7.972	Aldrin	1.6013	4.0032	1.0000	1.6013	7879.64
0	8.665	Heptachlor epoxide	0.0000	0.0000	1.0000	0.0000	0.00
0	9.098	g-Chlordane	0.0000	0.0000	1.0000	0.0000	0.00
0	9.235	a-Chlordane	0.0000	0.0000	1.0000	0.0000	0.00
6	9.300	Endosulfan I	1.6284	4.0709	1.0000	1.6284	7886.04
0	9.590	4,4'-DDE	0.0000	0.0000	1.0000	0.0000	0.00
7	9.762	Dieldrin	1.5270	3.8175	1.0000	1.5270	6691.42
8	10.121	Endrin	52.6651	131.6629	1.0000	52.6651	221122.91
0	10.413	4,4'-DDD	0.0000	0.0000	1.0000	0.0000	0.00
0	10.461	Endosulfan II	0.0000	0.0000	1.0000	0.0000	0.00
9	10.661	Endrin aldehyde	1.2540	3.1350	1.0000	1.2540	4435.98
10	10.878	4,4'-DDT	103.6513	259.1283	1.0000	103.6513	352370.67
0	11.005	Endosulfan sulfate	0.0000	0.0000	1.0000	0.0000	0.00
11	11.569	Methoxychlor	4.3670	10.9176	1.0000	4.3670	9187.52
12	11.635	Endrin Ketone	2.0284	5.0710	1.0000	2.0284	9694.04
13	12.301	Mirex	1.4865	3.7163	1.0000	1.4865	5433.10
14	13.779	% DCBP	75.9873	189.9683	1.0000	75.9873	374298.97
				1064.5819	25.0000	425.8328	1371147.54

7D-DEG
PESTICIDE DEGRADATION STANDARD

Lab Name: Phoenix Environmental Client: NETC

Lab Code: Phoenix Case No.: SAS No.: SDG No.: GBY54991

GC Col A: ZB MR1 ID: 0.53 (mm) Date Analyzed: 07/13/17

Instrument: ECD7 Time Analyzed: 14:04

File: 713A016

ENDRIN BREAKDOWN

Compounds	Area
Endrin	350258.63
Endrin Aldehyde	0.00
Endrin Ketone	0.00
Total Area	350258.63

Endrin Ketone	0.00
Endrin Aldehyde	0.00
Breakdown Area	0.00

Endrin Breakdown %	**0.0**	Breakdown Area / Total Area Must be < 15%

DDT BREAKDOWN

Compounds	Area
DDT	570189.49
DDE	1934.83
DDD	0.00
Total Area	572124.32

DDE	0.00
DDD	1934.83
Breakdown Area	1934.83

DDT Breakdown %	**0.3**	Breakdown Area / Total Area Must be < 15%

FORM VII PEST DEG

7D-DEG
PESTICIDE DEGRADATION STANDARD

Lab Name: Phoenix Environmental Client: NETC

Lab Code: Phoenix Case No.: SAS No.: SDG No.: GBY54991

GC Col B: ZB MR2 ID: 0.53 (mm) Date Analyzed: 07/13/17

Instrument: ECD7 Time Analyzed: 14:04

File: 713B016

ENDRIN BREAKDOWN

Compounds	Area
Endrin	227041.61
Endrin Aldehyde	2867.48
Endrin Ketone	22820.74
Total Area	252729.83

Endrin Ketone	22820.74
Endrin Aldehyde	2867.48
Breakdown Area	25688.22

Endrin Breakdown %	**10.2**	Breakdown Area / Total Area Must be < 15%

DDT BREAKDOWN

Compounds	Area
DDT	361873.87
DDE	0.00
DDD	0.00
Total Area	361873.87

DDE	0.00
DDD	0.00
Breakdown Area	0.00

DDT Breakdown %	**0.0**	Breakdown Area / Total Area Must be < 15%

FORM VII PEST DEG

Client Id: Degradation Standard

Software Version: 4.1<1L22>
Date: 7/14/2017 07:45 AM
Sample Name : deg std;14t
Data File : E:\TC2017\ECD7\07-JUL\713A016.RAW Date: 7/13/2017 02:04 PM
Sequence File: E:\TC2017\ECD7\07-JUL\PEST_SEQ.SEQ Cycle: 214 Channel : A
Instrument : AUTO_ECD7 Rack/Vial: 0/0 Operator: CW
Sample Amount : 1.0000 Dilution Factor : 1.00

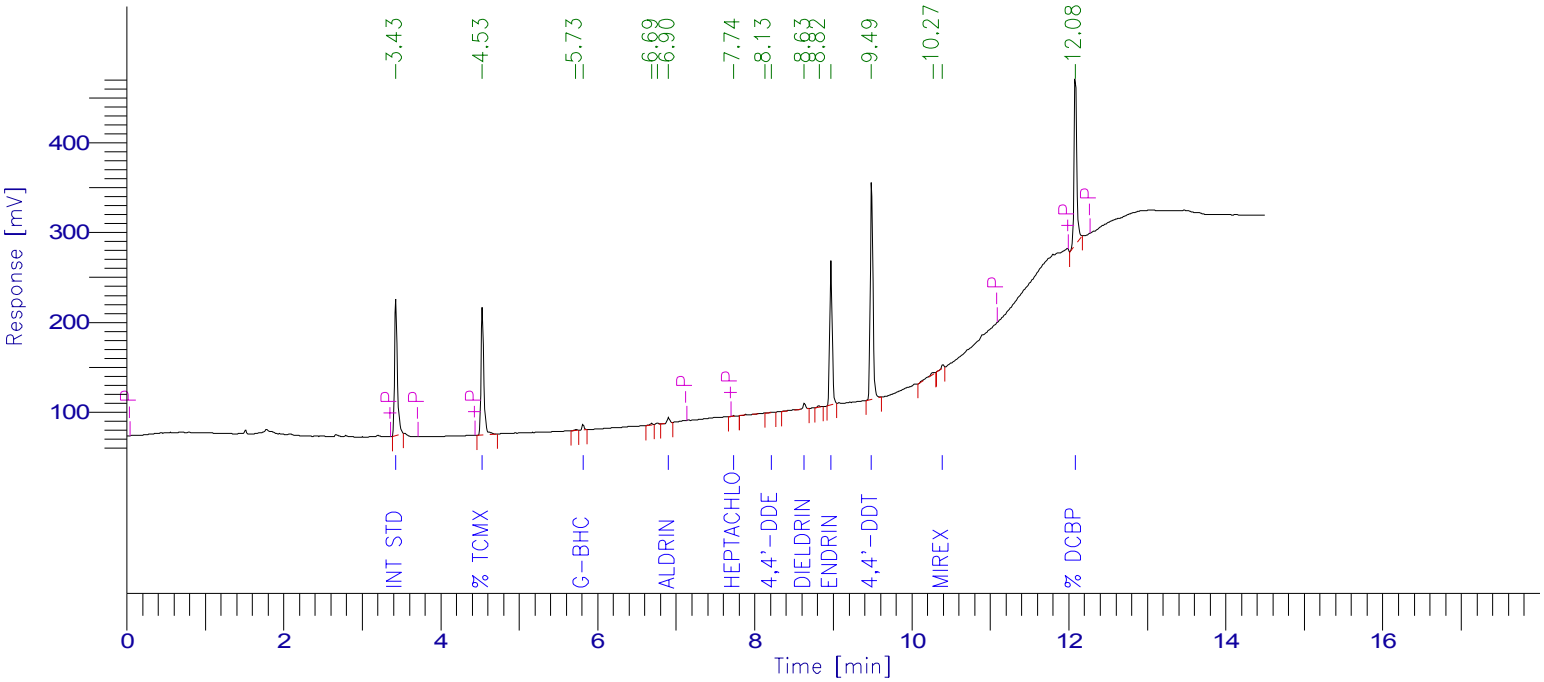

PESTICIDE REPORT

Peak #	Time [min]	Component Name	Raw Amount	Surrogate Recovery TCMX & DCBP	Multiplier	Adjusted Amount for Labowrks	Area [µV·s]
1	3.433	Int Std	100.0000	250.0000	1.0000	100.0000	372489.43
2	4.533	% TCMX	82.4576	206.1439	1.0000	82.4576	344438.53
0	5.127	Hexachlorobenzene	0.0000	0.0000	1.0000	0.0000	0.00
0	5.378	a-BHC	0.0000	0.0000	1.0000	0.0000	0.00
4	5.817	g-BHC	1.4657	3.6643	1.0000	1.4657	12003.34
0	5.971	b-BHC	0.0000	0.0000	1.0000	0.0000	0.00
0	6.222	d-BHC	0.0000	0.0000	1.0000	0.0000	0.00
0	6.509	Heptachlor	0.0000	0.0000	1.0000	0.0000	0.00
7	6.904	Aldrin	1.6306	4.0764	1.0000	1.6306	13235.19
8	7.737	Heptachlor epoxide	0.3022	0.7554	1.0000	0.3022	2339.63
0	7.936	g-Chlordane	0.0000	0.0000	1.0000	0.0000	0.00
0	8.125	a-Chlordane	0.0000	0.0000	1.0000	0.0000	0.00
10	8.212	4,4'-DDE	0.2748	0.6870	1.0000	0.2748	1934.83
0	8.320	Endosulfan I	0.0000	0.0000	1.0000	0.0000	0.00
11	8.633	Dieldrin	2.2187	5.5468	1.0000	2.2187	17089.63
13	8.974	Endrin	49.8593	124.6483	1.0000	49.8593	350258.63
0	9.102	4,4'-DDD	0.0000	0.0000	1.0000	0.0000	0.00
0	9.345	Endosulfan II	0.0000	0.0000	1.0000	0.0000	0.00
14	9.490	4,4'-DDT	99.3735	248.4338	1.0000	99.3735	570189.49
0	9.967	Endrin aldehyde	0.0000	0.0000	1.0000	0.0000	0.00
0	10.226	Methoxychlor	0.0000	0.0000	1.0000	0.0000	0.00
16	10.395	Mirex	1.7899	4.4748	1.0000	1.7899	10631.88
0	10.553	Endosulfan sulfate	0.0000	0.0000	1.0000	0.0000	0.00
0	10.915	Endrin Ketone	0.0000	0.0000	1.0000	0.0000	0.00
17	12.083	% DCBP	68.3333	170.8333	1.0000	68.3333	463070.41
				1019.2641	25.0000	407.7056	2157680.99

Client Id: Degradation Standard

Software Version: 4.1<1L22>
Date: 7/14/2017 07:43 AM
Sample Name : deg std;14t
Data File : E:\TC2017\ECD7\07-JUL\713B016.RAW Date: 7/13/2017 02:04 PM
Sequence File: E:\TC2017\ECD7\07-JUL\PEST_SEQ.SEQ Cycle: 214 Channel : B
Instrument : AUTO_ECD7 Rack/Vial: 0/0 Operator: CW
Sample Amount : 1.0000 Dilution Factor : 1.00

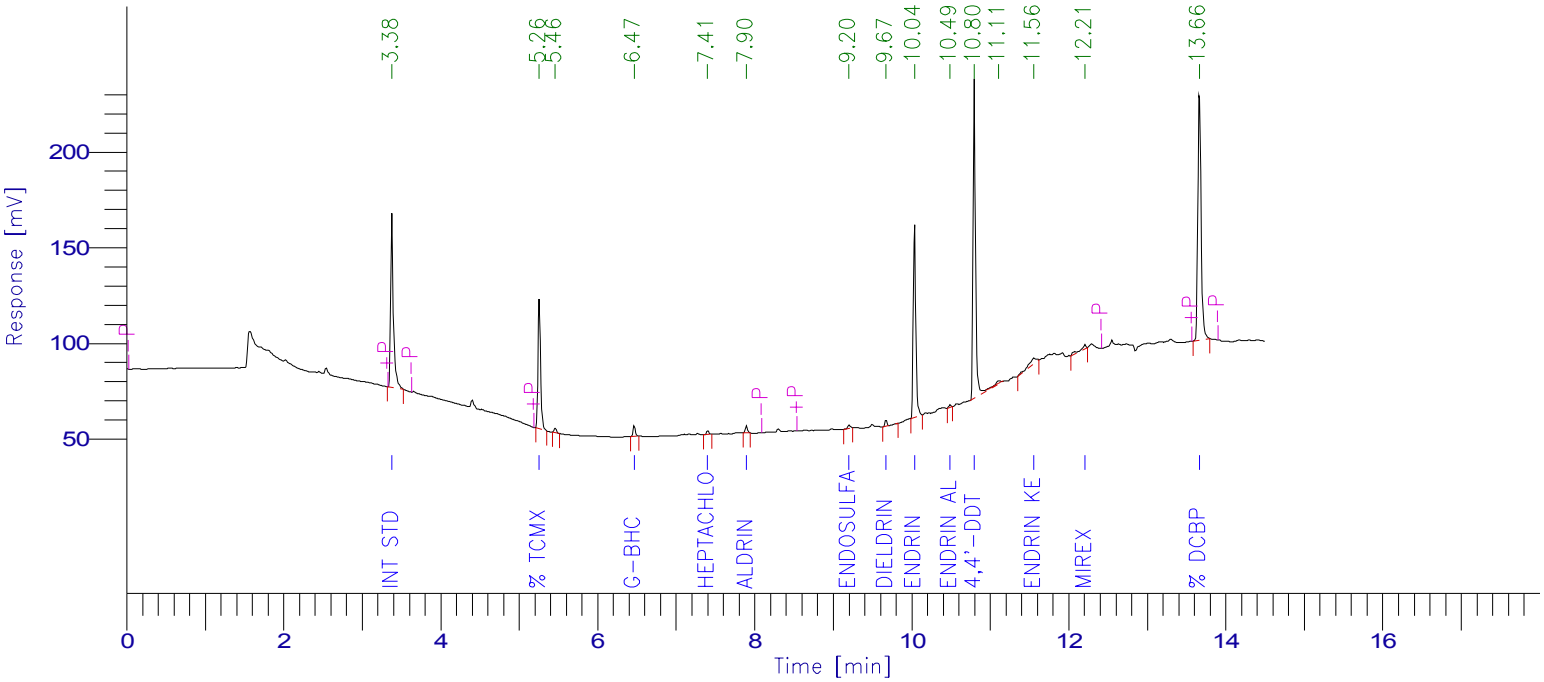

PESTICIDE REPORT

Peak #	Time [min]	Component Name	Raw Amount	Surrogate Recovery TCMX & DCBP	Multiplier	Adjusted Amount for Labowrks	Area [µV·s]
1	3.382	Int Std	100.0000	250.0000	1.0000	100.0000	228220.87
2	5.258	% TCMX	75.3250	188.3124	1.0000	75.3250	152681.17
0	5.969	a-BHC	0.0000	0.0000	1.0000	0.0000	0.00
0	6.040	Hexachlorobenzene	0.0000	0.0000	1.0000	0.0000	0.00
4	6.467	g-BHC	2.0482	5.1206	1.0000	2.0482	11112.04
0	6.802	b-BHC	0.0000	0.0000	1.0000	0.0000	0.00
0	7.153	d-BHC	0.0000	0.0000	1.0000	0.0000	0.00
5	7.405	Heptachlor	0.6897	1.7242	1.0000	0.6897	4140.84
6	7.897	Aldrin	1.4625	3.6563	1.0000	1.4625	7826.18
0	8.592	Heptachlor epoxide	0.0000	0.0000	1.0000	0.0000	0.00
0	9.021	g-Chlordane	0.0000	0.0000	1.0000	0.0000	0.00
0	9.157	a-Chlordane	0.0000	0.0000	1.0000	0.0000	0.00
7	9.204	Endosulfan I	0.8155	2.0387	1.0000	0.8155	4294.81
0	9.510	4,4'-DDE	0.0000	0.0000	1.0000	0.0000	0.00
8	9.673	Dieldrin	1.5266	3.8164	1.0000	1.5266	7274.65
9	10.037	Endrin	49.7255	124.3138	1.0000	49.7255	227041.61
0	10.338	4,4'-DDD	0.0000	0.0000	1.0000	0.0000	0.00
0	10.388	Endosulfan II	0.0000	0.0000	1.0000	0.0000	0.00
10	10.491	Endrin aldehyde	0.7454	1.8635	1.0000	0.7454	2867.48
11	10.797	4,4'-DDT	97.8851	244.7129	1.0000	97.8851	361873.87
0	10.931	Endosulfan sulfate	0.0000	0.0000	1.0000	0.0000	0.00
0	11.493	Methoxychlor	0.0000	0.0000	1.0000	0.0000	0.00
13	11.555	Endrin Ketone	4.3946	10.9864	1.0000	4.3946	22820.74
14	12.206	Mirex	3.0649	7.6622	1.0000	3.0649	12181.82
15	13.663	% DCBP	69.0686	172.6716	1.0000	69.0686	369976.30
				1016.8791	25.0000	406.7516	1412312.39

7D
PESTICIDE CALIBRATION VERIFICATION SUMMARY
Primary

Lab Name: Phoenix Environmental Client: NETC

Lab Code: Phoenix Case No.: SAS No.: SDG No.: GBY54991

GC Col A: CLP 1 ID: 0.53 (mm) Init. Calib. Date(s): 07/11/17 07/11/17

EPA Sample No.(PIBLK): hex Date Analyzed: 07/13/17

LAB Sample ID (PIBLK): hex - 713A015 Time Analyzed: 13:44

EPA Sample No.(PEM): Date Analyzed:

LAB Sample ID (PEM): Time Analyzed:

Instrument: ECD7 File: 713A015

COMPOUND	RT	RT WINDOW FROM	RT WINDOW TO	CALC AMOUNT ppb	NOM AMOUNT ppb	% D		CF
alpha-BHC		5.35	5.45	1.0U				
beta-BHC		5.94	6.04	1.0U				
delta-BHC		6.20	6.30	3.3U				
gamma-BHC (Lindane)		5.81	5.91	1.0U				
Heptachlor		6.48	6.58	3.3U				
Aldrin		6.90	7.00	1.0U				
Heptachlor Epoxide		7.72	7.86	3.3U				
Endosulfan I		8.27	8.41	3.3U				
Dieldrin		8.62	8.76	1.0U				
4,4' -DDE		8.19	8.33	1.7U				
Endrin		8.96	9.10	3.3U				
Endosulfan II		9.30	9.44	3.3U				
4,4' -DDD		9.06	9.20	1.7U				
Endosulfan Sulfate		10.51	10.65	3.3U				
4,4' -DDT		9.48	9.62	1.7U				
Methoxychlor		10.18	10.32	3.3U				
Endrin ketone		10.87	11.01	3.3U				
Endrin Aldehyde		9.92	10.06	3.3U				
alpha-Chlordane		8.08	8.22	3.3U				
gamma-Chlordane		7.89	8.03	3.3U				

QC LIMITS:
%D must be less than or equal to 20% (*) Criteria exceeded. CF=Calibration/Response Factor
Both channels need to have the compound detected for a concentration to be reported on either channel.

FORM VII PEST

7D
PESTICIDE CALIBRATION VERIFICATION SUMMARY
Confirmation

Lab Name: Phoenix Environmental Client: NETC

Lab Code: Phoenix Case No.: SAS No.: SDG No.: GBY54991

GC Col B: RTX-440 ID: 0.32 (mm) Init. Calib. Date(s): 07/11/17 07/11/17

EPA Sample No.(PIBLK): hex Date Analyzed: 07/13/17

LAB Sample ID (PIBLK): hex - 713B015 Time Analyzed: 13:44

EPA Sample No.(PEM): Date Analyzed:

LAB Sample ID (PEM): Time Analyzed:

Instrument: ECD7 File: 713B015

COMPOUND	RT	RT WINDOW FROM	RT WINDOW TO	CALC AMOUNT ppb	NOM AMOUNT ppb	% D		CF
alpha-BHC		5.97	6.07	1.0U				
beta-BHC		6.81	6.91	1.0U				
delta-BHC		7.17	7.27	3.3U				
gamma-BHC (Lindane)		6.49	6.59	1.0U				
Heptachlor		7.41	7.51	3.3U				
Aldrin		7.92	8.02	1.0U				
Heptachlor Epoxide		8.60	8.74	3.3U				
Endosulfan I		9.22	9.36	3.3U				
Dieldrin		9.69	9.83	1.0U				
4,4' -DDE		9.52	9.66	1.7U				
Endrin		10.05	10.19	3.3U				
Endosulfan II		10.39	10.53	3.3U				
4,4' -DDD		10.34	10.48	1.7U				
Endosulfan Sulfate		10.94	11.08	3.3U				
4,4' -DDT		10.81	10.95	1.7U				
Methoxychlor		11.50	11.64	3.3U				
Endrin ketone		11.56	11.70	3.3U				
Endrin Aldehyde		10.59	10.73	3.3U				
alpha-Chlordane		9.17	9.31	3.3U				
gamma-Chlordane		9.03	9.17	3.3U				

QC LIMITS:
%D must be less than or equal to 20% (*) Criteria exceeded. CF=Calibration/Response Factor
Both channels need to have the compound detected for a concentration to be reported on either channel.

FORM VII PEST

Client Id: Continuing Blank

Software Version: 4.1<1L22>
Date: 7/14/2017 07:45 AM
Sample Name : hex
Data File : E:\TC2017\ECD7\07-JUL\713A015.RAW Date: 7/13/2017 01:44 PM
Sequence File: E:\TC2017\ECD7\07-JUL\PEST_SEQ.SEQ Cycle: 213 Channel : A
Instrument : AUTO_ECD7 Rack/Vial: 0/0 Operator: CW
Sample Amount : 1.0000 Dilution Factor : 1.00

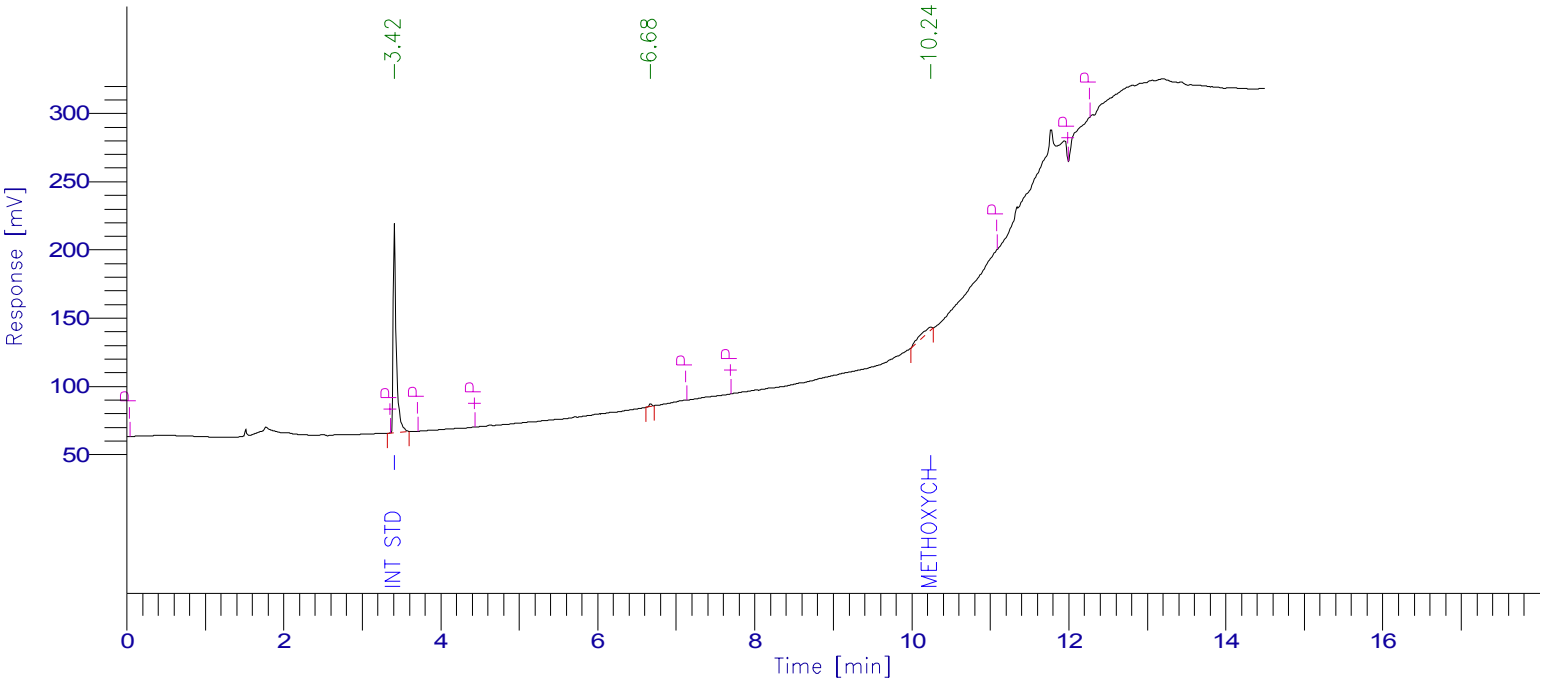

PESTICIDE REPORT

Peak #	Time [min]	Component Name	Raw Amount	Surrogate Recovery TCMX & DCBP	Multiplier	Adjusted Amount for Labowrks	Area [µV·s]
1	3.416	Int Std	100.0000	250.0000	1.0000	100.0000	404677.97
0	4.555	% TCMX	0.0000	0.0000	1.0000	0.0000	0.00
0	5.127	Hexachlorobenzene	0.0000	0.0000	1.0000	0.0000	0.00
0	5.378	a-BHC	0.0000	0.0000	1.0000	0.0000	0.00
0	5.839	g-BHC	0.0000	0.0000	1.0000	0.0000	0.00
0	5.971	b-BHC	0.0000	0.0000	1.0000	0.0000	0.00
0	6.222	d-BHC	0.0000	0.0000	1.0000	0.0000	0.00
0	6.509	Heptachlor	0.0000	0.0000	1.0000	0.0000	0.00
0	6.924	Aldrin	0.0000	0.0000	1.0000	0.0000	0.00
0	7.766	Heptachlor epoxide	0.0000	0.0000	1.0000	0.0000	0.00
0	7.936	g-Chlordane	0.0000	0.0000	1.0000	0.0000	0.00
0	8.125	a-Chlordane	0.0000	0.0000	1.0000	0.0000	0.00
0	8.238	4,4'-DDE	0.0000	0.0000	1.0000	0.0000	0.00
0	8.320	Endosulfan I	0.0000	0.0000	1.0000	0.0000	0.00
0	8.664	Dieldrin	0.0000	0.0000	1.0000	0.0000	0.00
0	9.005	Endrin	0.0000	0.0000	1.0000	0.0000	0.00
0	9.102	4,4'-DDD	0.0000	0.0000	1.0000	0.0000	0.00
0	9.345	Endosulfan II	0.0000	0.0000	1.0000	0.0000	0.00
0	9.521	4,4'-DDT	0.0000	0.0000	1.0000	0.0000	0.00
0	9.967	Endrin aldehyde	0.0000	0.0000	1.0000	0.0000	0.00
3	10.244	Methoxychlor	12.6302	31.5755	1.0000	12.6302	46935.02
0	10.417	Mirex	0.0000	0.0000	1.0000	0.0000	0.00
0	10.553	Endosulfan sulfate	0.0000	0.0000	1.0000	0.0000	0.00
0	10.915	Endrin Ketone	0.0000	0.0000	1.0000	0.0000	0.00
0	12.103	% DCBP	0.0000	0.0000	1.0000	0.0000	0.00
				281.5755	25.0000	112.6302	451612.99

Client Id: Continuing Blank

Software Version: 4.1<1L22>
Date: 7/14/2017 07:42 AM
Sample Name : hex
Data File : E:\TC2017\ECD7\07-JUL\713B015.RAW Date: 7/13/2017 01:44 PM
Sequence File: E:\TC2017\ECD7\07-JUL\PEST_SEQ.SEQ Cycle: 213 Channel : B
Instrument : AUTO_ECD7 Rack/Vial: 0/0 Operator: CW
Sample Amount : 1.0000 Dilution Factor : 1.00

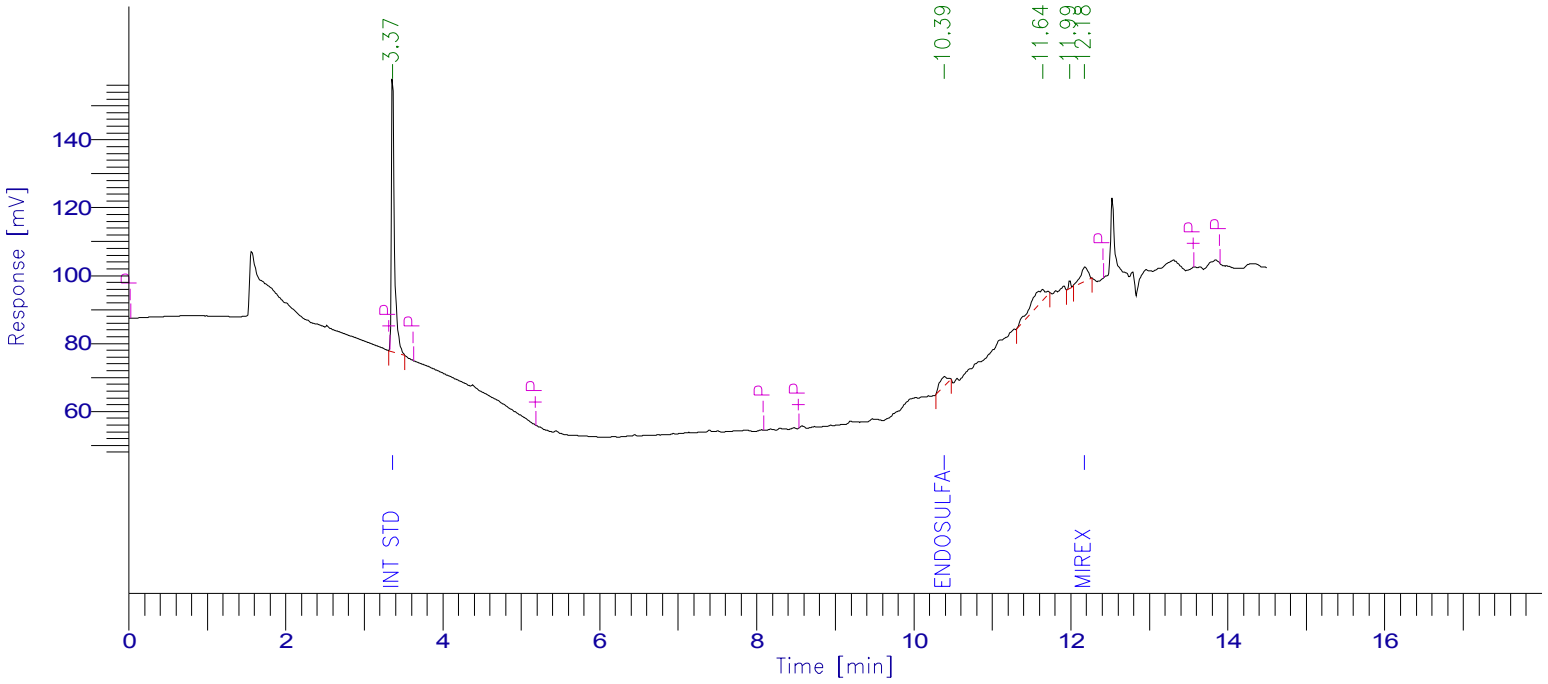

PESTICIDE REPORT

Peak #	Time [min]	Component Name	Raw Amount	Surrogate Recovery TCMX & DCBP	Multiplier	Adjusted Amount for Labowrks	Area [µV·s]
1	3.366	Int Std	100.0000	250.0000	1.0000	100.0000	221720.87
0	5.268	% TCMX	0.0000	0.0000	1.0000	0.0000	0.00
0	5.969	a-BHC	0.0000	0.0000	1.0000	0.0000	0.00
0	6.040	Hexachlorobenzene	0.0000	0.0000	1.0000	0.0000	0.00
0	6.479	g-BHC	0.0000	0.0000	1.0000	0.0000	0.00
0	6.802	b-BHC	0.0000	0.0000	1.0000	0.0000	0.00
0	7.153	d-BHC	0.0000	0.0000	1.0000	0.0000	0.00
0	7.396	Heptachlor	0.0000	0.0000	1.0000	0.0000	0.00
0	7.905	Aldrin	0.0000	0.0000	1.0000	0.0000	0.00
0	8.592	Heptachlor epoxide	0.0000	0.0000	1.0000	0.0000	0.00
0	9.021	g-Chlordane	0.0000	0.0000	1.0000	0.0000	0.00
0	9.157	a-Chlordane	0.0000	0.0000	1.0000	0.0000	0.00
0	9.214	Endosulfan I	0.0000	0.0000	1.0000	0.0000	0.00
0	9.510	4,4'-DDE	0.0000	0.0000	1.0000	0.0000	0.00
0	9.685	Dieldrin	0.0000	0.0000	1.0000	0.0000	0.00
0	10.045	Endrin	0.0000	0.0000	1.0000	0.0000	0.00
0	10.338	4,4'-DDD	0.0000	0.0000	1.0000	0.0000	0.00
2	10.390	Endosulfan II	4.7340	11.8351	1.0000	4.7340	21963.51
0	10.585	Endrin aldehyde	0.0000	0.0000	1.0000	0.0000	0.00
0	10.804	4,4'-DDT	0.0000	0.0000	1.0000	0.0000	0.00
0	10.931	Endosulfan sulfate	0.0000	0.0000	1.0000	0.0000	0.00
0	11.493	Methoxychlor	0.0000	0.0000	1.0000	0.0000	0.00
0	11.561	Endrin Ketone	0.0000	0.0000	1.0000	0.0000	0.00
5	12.177	Mirex	7.8243	19.5608	1.0000	7.8243	30213.06
0	13.676	% DCBP	0.0000	0.0000	1.0000	0.0000	0.00
				281.3959	25.0000	112.5584	273897.43

7D
PESTICIDE CALIBRATION VERIFICATION SUMMARY
Primary

Lab Name: Phoenix Environmental Client: NETC

Lab Code: Phoenix Case No.: SAS No.: SDG No.: GBY54991

GC Col A: CLP 1 ID: 0.53 (mm) Init. Calib. Date(s): 07/11/17 07/11/17

EPA Sample No.(PIBLK): Date Analyzed:

LAB Sample ID (PIBLK): Time Analyzed:

EPA Sample No.(PEM): mix 4;14r Date Analyzed: 07/13/17

LAB Sample ID (PEM): mix 4;14r - 713A017 Time Analyzed: 14:25

Instrument: ECD7 File: 713A017

COMPOUND	RT	RT WINDOW FROM	RT WINDOW TO	RAW AMOUNT ppb	NOM AMOUNT ppb	% D		CF
alpha-BHC	5.36	5.35	5.45	52	50	4		2.307
beta-BHC	5.95	5.94	6.04	49	50	2		1.026
delta-BHC	6.20	6.20	6.30	48	50	4		2.253
gamma-BHC (Lindane)	5.82	5.81	5.91	51	50	2		2.199
Heptachlor	6.49	6.48	6.58	46	50	8		2.500
Aldrin	6.91	6.90	7.00	48	50	4		2.179
Heptachlor Epoxide	7.74	7.72	7.86	45	50	10		2.079
Endosulfan I	8.29	8.27	8.41	46	50	8		2.007
Dieldrin	8.63	8.62	8.76	44	50	12		2.068
4,4' -DDE	8.21	8.19	8.33	45	50	10		1.890
Endrin	8.97	8.96	9.10	45	50	10		1.886
Endosulfan II	9.31	9.30	9.44	43	50	14		1.815
4,4' -DDD	9.07	9.06	9.20	45	50	10		1.349
Endosulfan Sulfate	10.53	10.51	10.65	41	50	18		1.704
4,4' -DDT	9.49	9.48	9.62	45	50	10		1.540
Methoxychlor	10.20	10.18	10.32	47	50	6		0.918
Endrin ketone	10.89	10.87	11.01	42	50	16		2.006
Endrin Aldehyde	9.94	9.92	10.06	42	50	16		1.527
alpha-Chlordane	8.10	8.08	8.22	45	50	10		2.041
gamma-Chlordane	7.91	7.89	8.03	45	50	10		2.074
Decachlorobiphenyl	12.08	12.03	12.23	64	80	20		1.819
Tetrachloro-m-xylene	4.53	4.52	4.62	83	80	4		1.121

QC LIMITS:
%D must be less than or equal to 20% (*) Criteria exceeded. CF=Calibration/Response Factor

FORM VII PEST

7D
PESTICIDE CALIBRATION VERIFICATION SUMMARY
Confirmation

Lab Name: Phoenix Environmental Client: NETC

Lab Code: Phoenix Case No.: SAS No.: SDG No.: GBY54991

GC Col B: RTX-440 ID: 0.32 (mm) Init. Calib. Date(s): 07/11/17 07/11/17

EPA Sample No.(PIBLK): Date Analyzed:

LAB Sample ID (PIBLK): Time Analyzed:

EPA Sample No.(PEM): mix 4;14r Date Analyzed: 07/13/17

LAB Sample ID (PEM): mix 4;14r - 713B017 Time Analyzed: 14:25

Instrument: ECD7 File: 713B017

COMPOUND	RT	RT WINDOW FROM	RT WINDOW TO	RAW AMOUNT ppb	NOM AMOUNT ppb	% D		CF
alpha-BHC	5.96	5.97	6.07	50	50	0		2.270
beta-BHC	6.80	6.81	6.91	46	50	8		1.015
delta-BHC	7.15	7.17	7.27	47	50	6		2.289
gamma-BHC (Lindane)	6.47	6.49	6.59	46	50	8		2.377
Heptachlor	7.39	7.41	7.51	46	50	8		2.631
Aldrin	7.90	7.92	8.02	46	50	8		2.345
Heptachlor Epoxide	8.58	8.60	8.74	44	50	12		2.297
Endosulfan I	9.20	9.22	9.36	42	50	16		2.308
Dieldrin	9.68	9.69	9.83	45	50	10		2.088
4,4' -DDE	9.50	9.52	9.66	43	50	14		2.120
Endrin	10.04	10.05	10.19	48	50	4		2.001
Endosulfan II	10.38	10.39	10.53	41	50	18		2.092
4,4' -DDD	10.33	10.34	10.48	39	50	22	*	1.435
Endosulfan Sulfate	10.92	10.94	11.08	40	50	20		2.007
4,4' -DDT	10.80	10.81	10.95	43	50	14		1.620
Methoxychlor	11.48	11.50	11.64	43	50	14		1.002
Endrin ketone	11.55	11.56	11.70	38	50	24	*	2.275
Endrin Aldehyde	10.58	10.59	10.73	40	50	20		1.686
alpha-Chlordane	9.15	9.17	9.31	46	50	8		2.174
gamma-Chlordane	9.01	9.03	9.17	45	50	10		2.265
Decachlorobiphenyl	13.66	13.68	13.88	66	80	18		2.347
Tetrachloro-m-xylene	5.26	5.26	5.36	76	80	5		0.888

QC LIMITS:
%D must be less than or equal to 20% (*) Criteria exceeded. CF=Calibration/Response Factor

FORM VII PEST

Software Version: 4.1<1L22>
Date: 7/14/2017 07:50 AM
Sample Name : mix 4;14r
Data File : E:\TC2017\ECD7\07-JUL\713A017.RAW Date: 7/13/2017 02:25 PM
Sequence File: E:\TC2017\ECD7\07-JUL\PEST_SEQ.SEQ Cycle: 215 Channel : A
Instrument : AUTO_ECD7 Rack/Vial: 0/0 Operator: CW
Sample Amount : 1.0000 Dilution Factor : 1.00

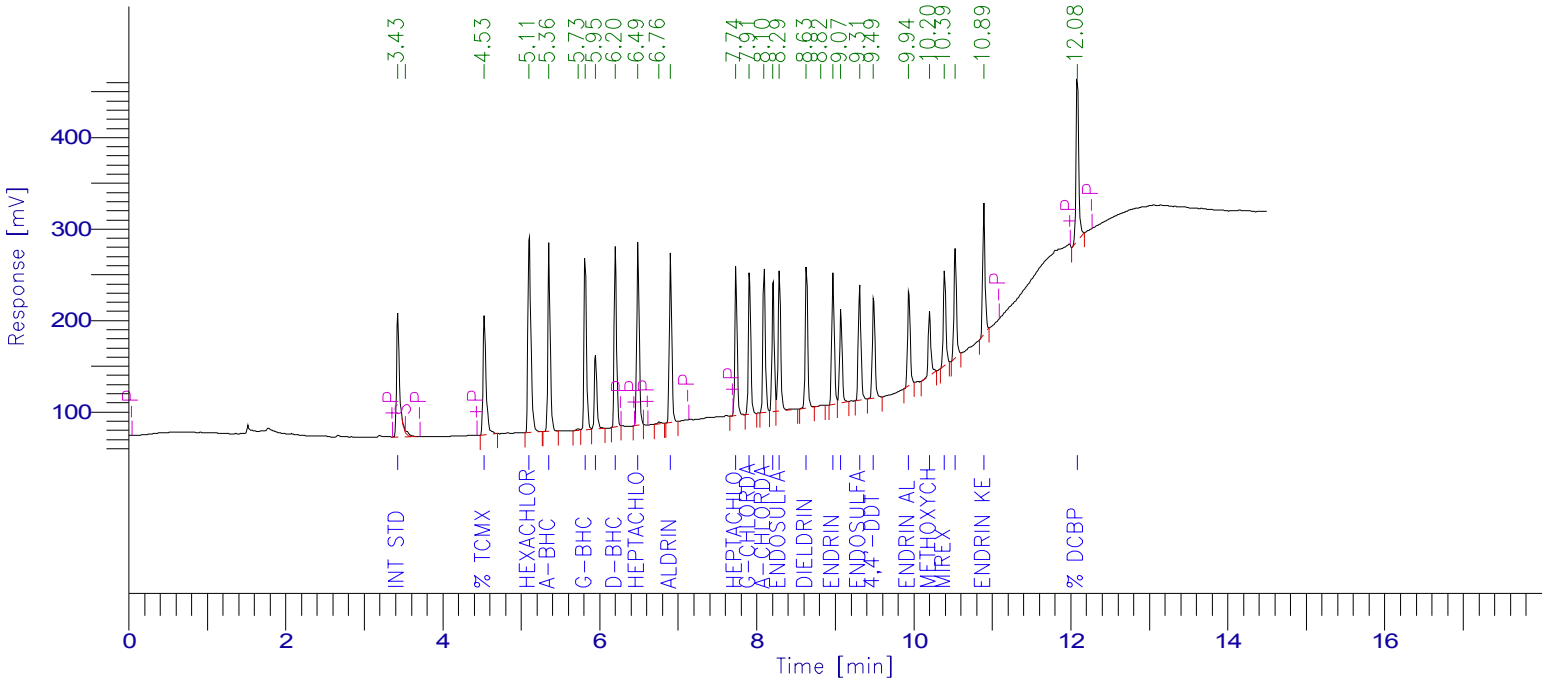

PESTICIDE REPORT

Peak #	Time [min]	Component Name	Raw Amount	Surrogate Recovery TCMX & DCBP	Multiplier	Adjusted Amount for Labowrks	Area [µV·s]
1	3.433	Int Std	100.0000	250.0000	1.0000	100.0000	375215.10
3	4.534	% TCMX	83.0775	207.6938	1.0000	83.0775	349567.53
4	5.106	Hexachlorobenzene	49.2602	123.1505	1.0000	49.2602	568252.23
5	5.357	a-BHC	51.8899	129.7246	1.0000	51.8899	449122.91
7	5.818	g-BHC	51.0835	127.7088	1.0000	51.0835	421401.02
8	5.950	b-BHC	48.9258	122.3144	1.0000	48.9258	188391.73
9	6.202	d-BHC	48.2337	120.5842	1.0000	48.2337	407682.13
10	6.490	Heptachlor	45.9392	114.8479	1.0000	45.9392	430947.49
12	6.905	Aldrin	47.5739	118.9348	1.0000	47.5739	388977.58
13	7.738	Heptachlor epoxide	44.8931	112.2328	1.0000	44.8931	350129.23
14	7.911	g-Chlordane	44.6926	111.7316	1.0000	44.6926	347754.23
15	8.097	a-Chlordane	44.9707	112.4268	1.0000	44.9707	344410.06
16	8.211	4,4'-DDE	44.7935	111.9838	1.0000	44.7935	317700.38
17	8.291	Endosulfan I	45.9647	114.9118	1.0000	45.9647	346205.16
18	8.634	Dieldrin	43.9280	109.8199	1.0000	43.9280	340828.83
20	8.974	Endrin	45.4202	113.5505	1.0000	45.4202	321408.98
21	9.072	4,4'-DDD	44.7301	111.8253	1.0000	44.7301	226365.66
22	9.313	Endosulfan II	43.0774	107.6935	1.0000	43.0774	293401.20
23	9.490	4,4'-DDT	44.9597	112.3992	1.0000	44.9597	259859.35
24	9.938	Endrin aldehyde	41.9703	104.9258	1.0000	41.9703	240455.82
25	10.203	Methoxychlor	46.7497	116.8742	1.0000	46.7497	161077.78
26	10.393	Mirex	38.6951	96.7378	1.0000	38.6951	231523.36
27	10.529	Endosulfan sulfate	41.2839	103.2098	1.0000	41.2839	263926.37
28	10.894	Endrin Ketone	41.5981	103.9954	1.0000	41.5981	313062.41
29	12.082	% DCBP	64.2268	160.5671	1.0000	64.2268	438427.01
				3119.8443	25.0000	1247.9377	8376093.56

Software Version: 4.1<1L22>
Date: 7/14/2017 07:43 AM
Sample Name : mix 4;14r
Data File : E:\TC2017\ECD7\07-JUL\713B017.RAW Date: 7/13/2017 02:25 PM
Sequence File: E:\TC2017\ECD7\07-JUL\PEST_SEQ.SEQ Cycle: 215 Channel : B
Instrument : AUTO_ECD7 Rack/Vial: 0/0 Operator: CW
Sample Amount : 1.0000 Dilution Factor : 1.00

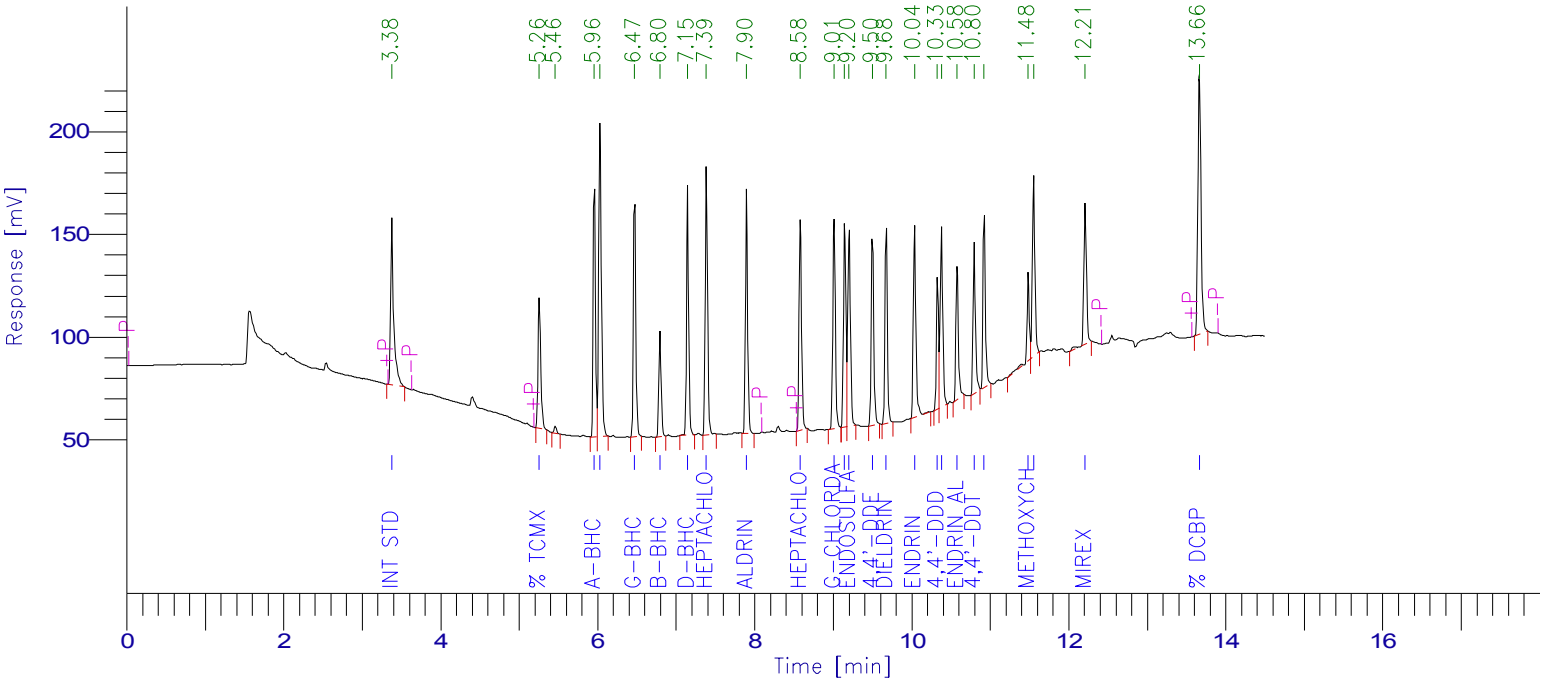

PESTICIDE REPORT

Peak #	Time [min]	Component Name	Raw Amount	Surrogate Recovery TCMX & DCBP	Multiplier	Adjusted Amount for Labowrks	Area [µV·s]
1	3.382	Int Std	100.0000	250.0000	1.0000	100.0000	224250.64
2	5.259	% TCMX	76.3562	190.8906	1.0000	76.3562	152079.06
4	5.961	a-BHC	50.3893	125.9732	1.0000	50.3893	256494.57
5	6.032	Hexachlorobenzene	47.3866	118.4666	1.0000	47.3866	358148.82
6	6.472	g-BHC	46.4105	116.0263	1.0000	46.4105	247403.96
7	6.796	b-BHC	46.0724	115.1809	1.0000	46.0724	104850.19
8	7.148	d-BHC	46.5033	116.2583	1.0000	46.5033	238737.83
9	7.386	Heptachlor	45.7058	114.2646	1.0000	45.7058	269648.52
10	7.898	Aldrin	46.2608	115.6519	1.0000	46.2608	243243.91
11	8.582	Heptachlor epoxide	43.5460	108.8650	1.0000	43.5460	224276.56
12	9.013	g-Chlordane	45.1556	112.8890	1.0000	45.1556	229329.06
13	9.148	a-Chlordane	45.5351	113.8379	1.0000	45.5351	222023.66
14	9.204	Endosulfan I	41.8245	104.5613	1.0000	41.8245	216439.19
15	9.500	4,4'-DDE	43.2358	108.0896	1.0000	43.2358	205578.42
16	9.676	Dieldrin	44.8315	112.0787	1.0000	44.8315	209923.49
17	10.038	Endrin	47.7044	119.2611	1.0000	47.7044	214024.32
18	10.330	4,4'-DDD	38.6393	96.5982	1.0000	38.6393	124308.82
19	10.380	Endosulfan II	41.1567	102.8918	1.0000	41.1567	193124.60
20	10.578	Endrin aldehyde	39.6873	99.2183	1.0000	39.6873	150017.92
21	10.797	4,4'-DDT	42.6095	106.5236	1.0000	42.6095	154783.51
22	10.924	Endosulfan sulfate	40.4257	101.0642	1.0000	40.4257	181975.76
23	11.484	Methoxychlor	42.5469	106.3672	1.0000	42.5469	95647.09
24	11.553	Endrin Ketone	38.1915	95.4788	1.0000	38.1915	194875.95
25	12.208	Mirex	41.4838	103.7094	1.0000	41.4838	162014.08
26	13.663	% DCBP	66.3468	165.8670	1.0000	66.3468	349213.82
				3020.0136	25.0000	1208.0054	5222413.77

7D
PESTICIDE CALIBRATION VERIFICATION SUMMARY
Primary

Lab Name: Phoenix Environmental Client: NETC

Lab Code: Phoenix Case No.: SAS No.: SDG No.: GBY54991

GC Col A: CLP 1 ID: 0.53 (mm) Init. Calib. Date(s): 07/11/17 07/11/17

EPA Sample No.(PIBLK): hex Date Analyzed: 07/13/17

LAB Sample ID (PIBLK): hex - 713A037 Time Analyzed: 21:12

EPA Sample No.(PEM): Date Analyzed:

LAB Sample ID (PEM): Time Analyzed:

Instrument: ECD7 File: 713A037

COMPOUND	RT	RT WINDOW FROM	RT WINDOW TO	CALC AMOUNT ppb	NOM AMOUNT ppb	% D		CF
alpha-BHC		5.35	5.45	1.0U				
beta-BHC		5.94	6.04	1.0U				
delta-BHC		6.20	6.30	3.3U				
gamma-BHC (Lindane)		5.81	5.91	1.0U				
Heptachlor		6.48	6.58	3.3U				
Aldrin		6.90	7.00	1.0U				
Heptachlor Epoxide		7.72	7.86	3.3U				
Endosulfan I		8.27	8.41	3.3U				
Dieldrin		8.62	8.76	1.0U				
4,4' -DDE		8.19	8.33	1.7U				
Endrin		8.96	9.10	3.3U				
Endosulfan II		9.30	9.44	3.3U				
4,4' -DDD		9.06	9.20	1.7U				
Endosulfan Sulfate		10.51	10.65	3.3U				
4,4' -DDT		9.48	9.62	1.7U				
Methoxychlor		10.18	10.32	3.3U				
Endrin ketone		10.87	11.01	3.3U				
Endrin Aldehyde		9.92	10.06	3.3U				
alpha-Chlordane		8.08	8.22	3.3U				
gamma-Chlordane		7.89	8.03	3.3U				

QC LIMITS:
%D must be less than or equal to 20% (*) Criteria exceeded. CF=Calibration/Response Factor
Both channels need to have the compound detected for a concentration to be reported on either channel.

FORM VII PEST

7D
PESTICIDE CALIBRATION VERIFICATION SUMMARY
Confirmation

Lab Name: Phoenix Environmental Client: NETC

Lab Code: Phoenix Case No.: SAS No.: SDG No.: GBY54991

GC Col B: RTX-440 ID: 0.32 (mm) Init. Calib. Date(s): 07/11/17 07/11/17

EPA Sample No.(PIBLK): hex Date Analyzed: 07/13/17

LAB Sample ID (PIBLK): hex - 713B037 Time Analyzed: 21:12

EPA Sample No.(PEM): Date Analyzed:

LAB Sample ID (PEM): Time Analyzed:

Instrument: ECD7 File: 713B037

COMPOUND	RT	RT WINDOW FROM	RT WINDOW TO	CALC AMOUNT ppb	NOM AMOUNT ppb	% D		CF
alpha-BHC		5.97	6.07	1.0U				
beta-BHC		6.81	6.91	1.0U				
delta-BHC		7.17	7.27	3.3U				
gamma-BHC (Lindane)		6.49	6.59	1.0U				
Heptachlor		7.41	7.51	3.3U				
Aldrin		7.92	8.02	1.0U				
Heptachlor Epoxide		8.60	8.74	3.3U				
Endosulfan I		9.22	9.36	3.3U				
Dieldrin		9.69	9.83	1.0U				
4,4' -DDE		9.52	9.66	1.7U				
Endrin		10.05	10.19	3.3U				
Endosulfan II		10.39	10.53	3.3U				
4,4' -DDD		10.34	10.48	1.7U				
Endosulfan Sulfate		10.94	11.08	3.3U				
4,4' -DDT		10.81	10.95	1.7U				
Methoxychlor		11.50	11.64	3.3U				
Endrin ketone		11.56	11.70	3.3U				
Endrin Aldehyde		10.59	10.73	3.3U				
alpha-Chlordane		9.17	9.31	3.3U				
gamma-Chlordane		9.03	9.17	3.3U				

QC LIMITS:
%D must be less than or equal to 20% (*) Criteria exceeded. CF=Calibration/Response Factor
Both channels need to have the compound detected for a concentration to be reported on either channel.

FORM VII PEST

Client Id: Continuing Blank

Software Version: 4.1<1L22>
Date: 7/14/2017 07:46 AM
Sample Name : hex
Data File : E:\TC2017\ECD7\07-JUL\713A037.RAW Date: 7/13/2017 09:12 PM
Sequence File: E:\TC2017\ECD7\07-JUL\PEST_SEQ.SEQ Cycle: 235 Channel : A
Instrument : AUTO_ECD7 Rack/Vial: 0/0 Operator: CW
Sample Amount : 1.0000 Dilution Factor : 1.00

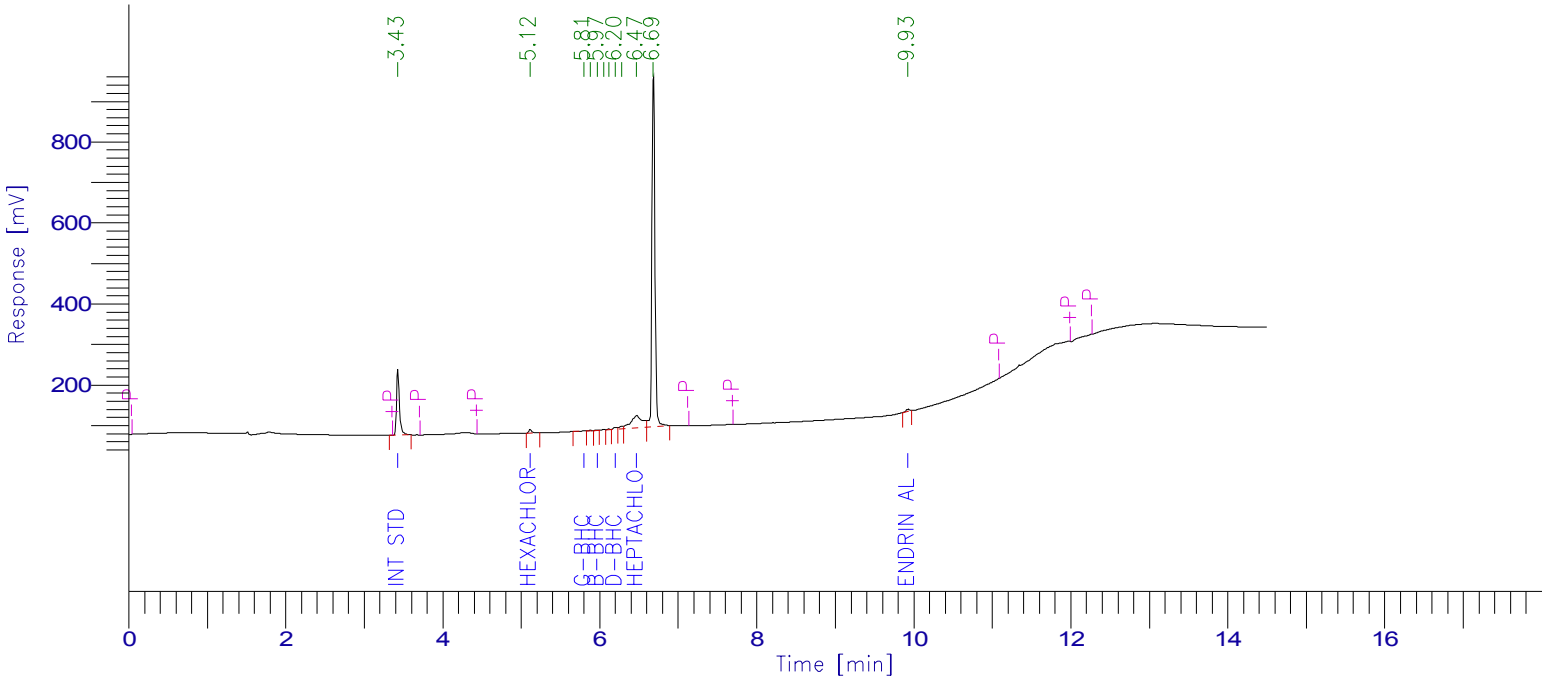

PESTICIDE REPORT

Peak #	Time [min]	Component Name	Raw Amount	Surrogate Recovery TCMX & DCBP	Multiplier	Adjusted Amount for Labowrks	Area [µV·s]
1	3.433	Int Std	100.0000	250.0000	1.0000	100.0000	415905.88
0	4.529	% TCMX	0.0000	0.0000	1.0000	0.0000	0.00
2	5.117	Hexachlorobenzene	1.7755	4.4386	1.0000	1.7755	22702.30
0	5.347	a-BHC	0.0000	0.0000	1.0000	0.0000	0.00
3	5.806	g-BHC	0.5787	1.4469	1.0000	0.5787	5291.93
5	5.974	b-BHC	0.9235	2.3088	1.0000	0.9235	3941.79
8	6.202	d-BHC	1.5453	3.8634	1.0000	1.5453	14478.13
10	6.474	Heptachlor	29.9928	74.9820	1.0000	29.9928	311869.74
0	6.885	Aldrin	0.0000	0.0000	1.0000	0.0000	0.00
0	7.733	Heptachlor epoxide	0.0000	0.0000	1.0000	0.0000	0.00
0	7.903	g-Chlordane	0.0000	0.0000	1.0000	0.0000	0.00
0	8.091	a-Chlordane	0.0000	0.0000	1.0000	0.0000	0.00
0	8.204	4,4'-DDE	0.0000	0.0000	1.0000	0.0000	0.00
0	8.285	Endosulfan I	0.0000	0.0000	1.0000	0.0000	0.00
0	8.628	Dieldrin	0.0000	0.0000	1.0000	0.0000	0.00
0	8.967	Endrin	0.0000	0.0000	1.0000	0.0000	0.00
0	9.063	4,4'-DDD	0.0000	0.0000	1.0000	0.0000	0.00
0	9.305	Endosulfan II	0.0000	0.0000	1.0000	0.0000	0.00
0	9.480	4,4'-DDT	0.0000	0.0000	1.0000	0.0000	0.00
12	9.930	Endrin aldehyde	2.8360	7.0901	1.0000	2.8360	18010.24
0	10.182	Methoxychlor	0.0000	0.0000	1.0000	0.0000	0.00
0	10.372	Mirex	0.0000	0.0000	1.0000	0.0000	0.00
0	10.507	Endosulfan sulfate	0.0000	0.0000	1.0000	0.0000	0.00
0	10.869	Endrin Ketone	0.0000	0.0000	1.0000	0.0000	0.00
0	12.051	% DCBP	0.0000	0.0000	1.0000	0.0000	0.00
				344.1298	25.0000	137.6519	792200.02

Client Id: Continuing Blank

Software Version: 4.1<1L22>
Date: 7/14/2017 07:43 AM
Sample Name : hex
Data File : E:\TC2017\ECD7\07-JUL\713B037.RAW Date: 7/13/2017 09:12 PM
Sequence File: E:\TC2017\ECD7\07-JUL\PEST_SEQ.SEQ Cycle: 235 Channel : B
Instrument : AUTO_ECD7 Rack/Vial: 0/0 Operator: CW
Sample Amount : 1.0000 Dilution Factor : 1.00

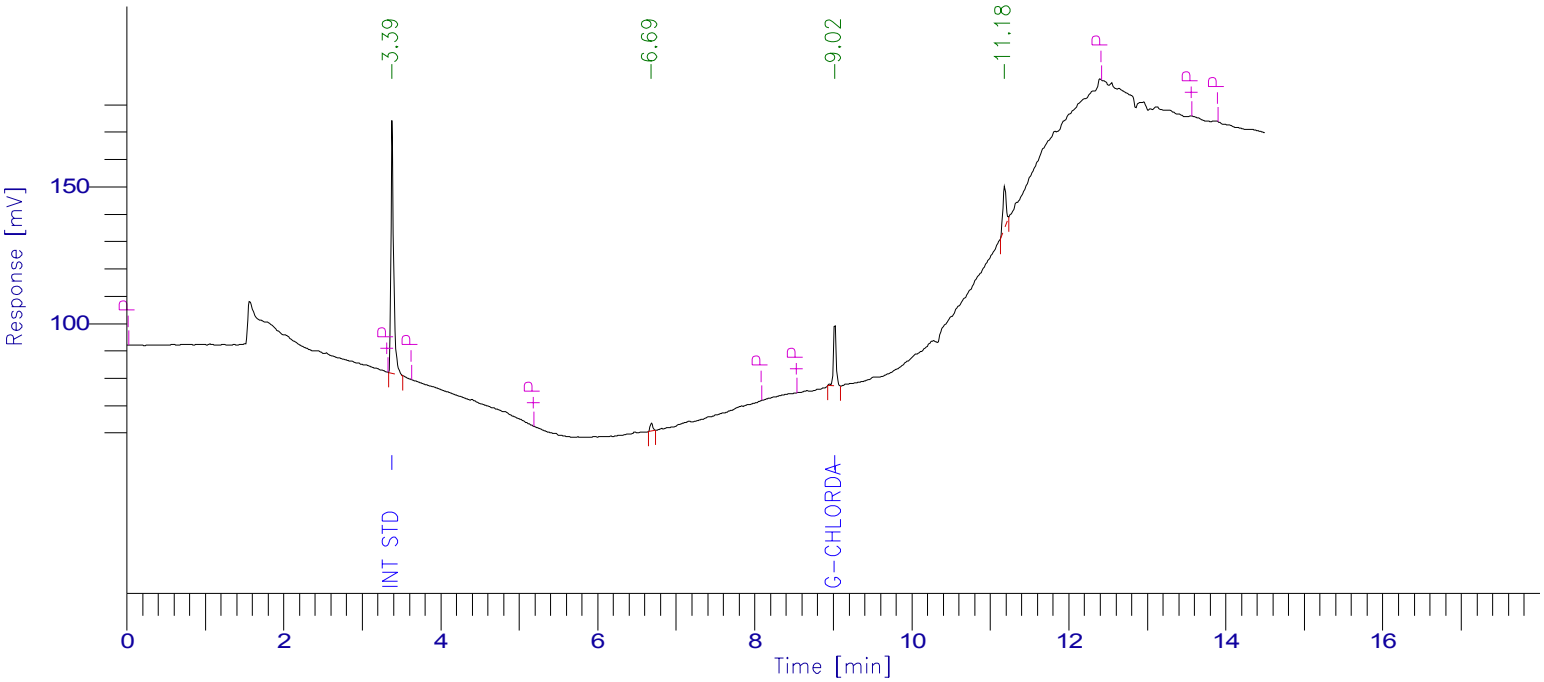

PESTICIDE REPORT

Peak #	Time [min]	Component Name	Raw Amount	Surrogate Recovery TCMX & DCBP	Multiplier	Adjusted Amount for Labowrks	Area [µV·s]
1	3.386	Int Std	100.0000	250.0000	1.0000	100.0000	230536.17
0	5.268	% TCMX	0.0000	0.0000	1.0000	0.0000	0.00
0	5.969	a-BHC	0.0000	0.0000	1.0000	0.0000	0.00
0	6.040	Hexachlorobenzene	0.0000	0.0000	1.0000	0.0000	0.00
0	6.479	g-BHC	0.0000	0.0000	1.0000	0.0000	0.00
0	6.802	b-BHC	0.0000	0.0000	1.0000	0.0000	0.00
0	7.153	d-BHC	0.0000	0.0000	1.0000	0.0000	0.00
0	7.396	Heptachlor	0.0000	0.0000	1.0000	0.0000	0.00
0	7.905	Aldrin	0.0000	0.0000	1.0000	0.0000	0.00
0	8.592	Heptachlor epoxide	0.0000	0.0000	1.0000	0.0000	0.00
3	9.022	g-Chlordane	10.2381	25.5952	1.0000	10.2381	53452.94
0	9.157	a-Chlordane	0.0000	0.0000	1.0000	0.0000	0.00
0	9.214	Endosulfan I	0.0000	0.0000	1.0000	0.0000	0.00
0	9.510	4,4'-DDE	0.0000	0.0000	1.0000	0.0000	0.00
0	9.685	Dieldrin	0.0000	0.0000	1.0000	0.0000	0.00
0	10.045	Endrin	0.0000	0.0000	1.0000	0.0000	0.00
0	10.338	4,4'-DDD	0.0000	0.0000	1.0000	0.0000	0.00
0	10.388	Endosulfan II	0.0000	0.0000	1.0000	0.0000	0.00
0	10.585	Endrin aldehyde	0.0000	0.0000	1.0000	0.0000	0.00
0	10.804	4,4'-DDT	0.0000	0.0000	1.0000	0.0000	0.00
0	10.931	Endosulfan sulfate	0.0000	0.0000	1.0000	0.0000	0.00
0	11.493	Methoxychlor	0.0000	0.0000	1.0000	0.0000	0.00
0	11.561	Endrin Ketone	0.0000	0.0000	1.0000	0.0000	0.00
0	12.209	Mirex	0.0000	0.0000	1.0000	0.0000	0.00
0	13.676	% DCBP	0.0000	0.0000	1.0000	0.0000	0.00
				275.5952	25.0000	110.2381	283989.11

7D
PESTICIDE CALIBRATION VERIFICATION SUMMARY
Primary

Lab Name: Phoenix Environmental Client: NETC

Lab Code: Phoenix Case No.: SAS No.: SDG No.: GBY54991

GC Col A: CLP 1 ID: 0.53 (mm) Init. Calib. Date(s): 07/11/17 07/11/17

EPA Sample No.(PIBLK): Date Analyzed:

LAB Sample ID (PIBLK): Time Analyzed:

EPA Sample No.(PEM): mix 4;14t Date Analyzed: 07/13/17

LAB Sample ID (PEM): mix 4;14t - 713A038 Time Analyzed: 21:32

Instrument: ECD7 File: 713A038

COMPOUND	RT	RT WINDOW FROM	RT WINDOW TO	RAW AMOUNT ppb	NOM AMOUNT ppb	% D		CF
alpha-BHC	5.35	5.35	5.45	54	50	8		2.307
beta-BHC	5.94	5.94	6.04	52	50	4		1.026
delta-BHC	6.19	6.20	6.30	53	50	6		2.253
gamma-BHC (Lindane)	5.81	5.81	5.91	54	50	8		2.199
Heptachlor	6.48	6.48	6.58	53	50	6		2.500
Aldrin	6.90	6.90	7.00	50	50	0		2.179
Heptachlor Epoxide	7.73	7.72	7.86	48	50	4		2.079
Endosulfan I	8.28	8.27	8.41	48	50	4		2.007
Dieldrin	8.62	8.62	8.76	48	50	4		2.068
4,4' -DDE	8.20	8.19	8.33	48	50	4		1.890
Endrin	8.96	8.96	9.10	48	50	4		1.886
Endosulfan II	9.30	9.30	9.44	48	50	4		1.815
4,4' -DDD	9.06	9.06	9.20	50	50	0		1.349
Endosulfan Sulfate	10.51	10.51	10.65	46	50	8		1.704
4,4' -DDT	9.48	9.48	9.62	48	50	4		1.540
Methoxychlor	10.19	10.18	10.32	47	50	6		0.918
Endrin ketone	10.88	10.87	11.01	46	50	8		2.006
Endrin Aldehyde	9.92	9.92	10.06	47	50	6		1.527
alpha-Chlordane	8.09	8.08	8.22	48	50	4		2.041
gamma-Chlordane	7.90	7.89	8.03	48	50	4		2.074
Decachlorobiphenyl	12.07	12.03	12.23	67	80	16		1.819
Tetrachloro-m-xylene	4.53	4.52	4.62	82	80	3		1.121

QC LIMITS:
%D must be less than or equal to 20% (*) Criteria exceeded. CF=Calibration/Response Factor

FORM VII PEST

7D
PESTICIDE CALIBRATION VERIFICATION SUMMARY
Confirmation

Lab Name: Phoenix Environmental Client: NETC

Lab Code: Phoenix Case No.: SAS No.: SDG No.: GBY54991

GC Col B: RTX-440 ID: 0.32 (mm) Init. Calib. Date(s): 07/11/17 07/11/17

EPA Sample No.(PIBLK): Date Analyzed:

LAB Sample ID (PIBLK): Time Analyzed:

EPA Sample No.(PEM): mix 4;14t Date Analyzed: 07/13/17

LAB Sample ID (PEM): mix 4;14t - 713B038 Time Analyzed: 21:32

Instrument: ECD7 File: 713B038

COMPOUND	RT	RT WINDOW FROM	RT WINDOW TO	RAW AMOUNT ppb	NOM AMOUNT ppb	% D		CF
alpha-BHC	5.96	5.97	6.07	56	50	12		2.270
beta-BHC	6.79	6.81	6.91	50	50	0		1.015
delta-BHC	7.14	7.17	7.27	53	50	6		2.289
gamma-BHC (Lindane)	6.47	6.49	6.59	49	50	2		2.377
Heptachlor	7.38	7.41	7.51	48	50	4		2.631
Aldrin	7.89	7.92	8.02	50	50	0		2.345
Heptachlor Epoxide	8.58	8.60	8.74	49	50	2		2.297
Endosulfan I	9.20	9.22	9.36	47	50	6		2.308
Dieldrin	9.67	9.69	9.83	51	50	2		2.088
4,4' -DDE	9.49	9.52	9.66	48	50	4		2.120
Endrin	10.03	10.05	10.19	50	50	0		2.001
Endosulfan II	10.37	10.39	10.53	44	50	12		2.092
4,4' -DDD	10.32	10.34	10.48	49	50	2		1.435
Endosulfan Sulfate	10.92	10.94	11.08	45	50	10		2.007
4,4' -DDT	10.79	10.81	10.95	47	50	6		1.620
Methoxychlor	11.48	11.50	11.64	42	50	16		1.002
Endrin ketone	11.55	11.56	11.70	42	50	16		2.275
Endrin Aldehyde	10.57	10.59	10.73	45	50	10		1.686
alpha-Chlordane	9.14	9.17	9.31	49	50	2		2.174
gamma-Chlordane	9.01	9.03	9.17	51	50	2		2.265
Decachlorobiphenyl	13.65	13.68	13.88	68	80	15		2.347
Tetrachloro-m-xylene	5.25	5.26	5.36	80	80	0		0.888

QC LIMITS:
%D must be less than or equal to 20% (*) Criteria exceeded. CF=Calibration/Response Factor

FORM VII PEST

Software Version: 4.1<1L22>
Date: 7/14/2017 07:49 AM
Sample Name : mix 4;14t
Data File : E:\TC2017\ECD7\07-JUL\713A038.RAW Date: 7/13/2017 09:32 PM
Sequence File: E:\TC2017\ECD7\07-JUL\PEST_SEQ.SEQ Cycle: 236 Channel : A
Instrument : AUTO_ECD7 Rack/Vial: 0/0 Operator: CW
Sample Amount : 1.0000 Dilution Factor : 1.00

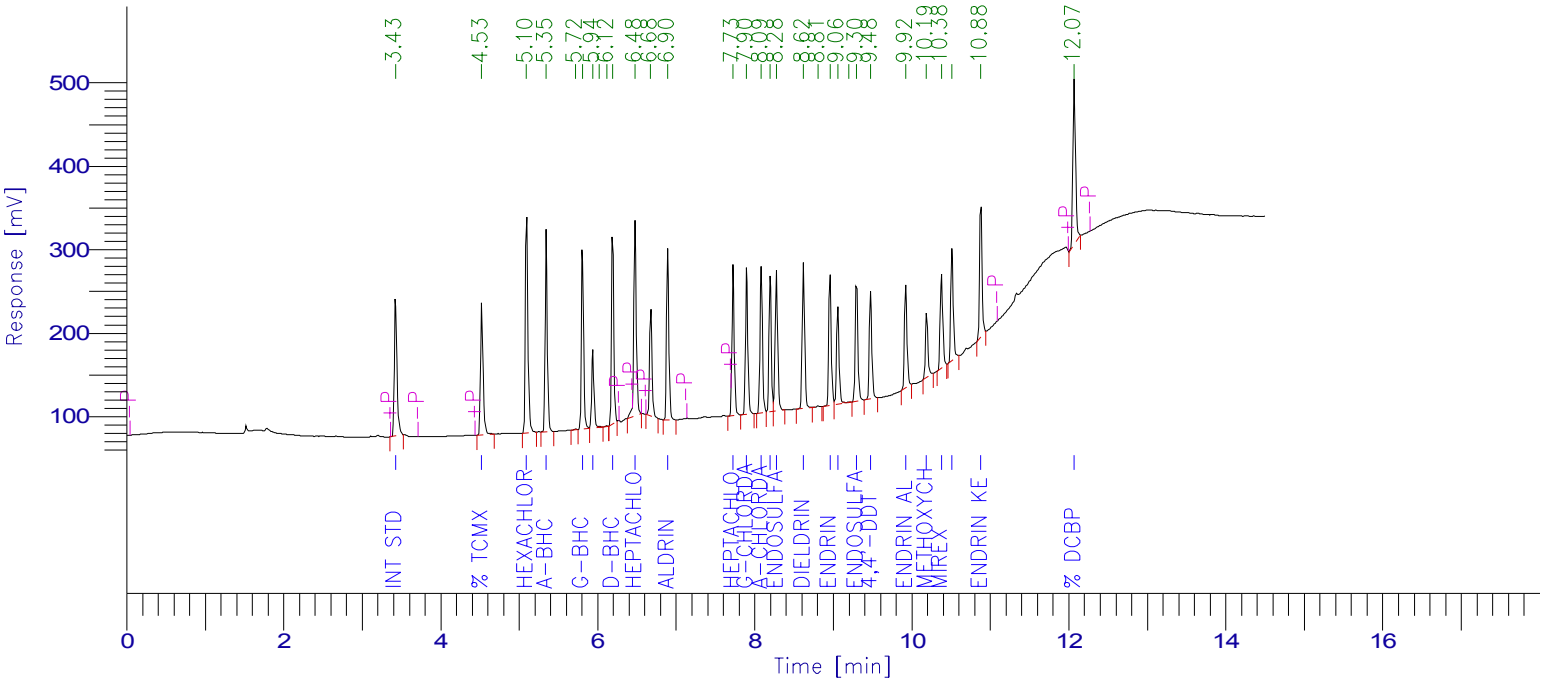

PESTICIDE REPORT

Peak #	Time [min]	Component Name	Raw Amount	Surrogate Recovery TCMX & DCBP	Multiplier	Adjusted Amount for Labowrks	Area [µV·s]
1	3.429	Int Std	100.0000	250.0000	1.0000	100.0000	387543.52
2	4.526	% TCMX	82.2970	205.7426	1.0000	82.2970	357661.32
3	5.098	Hexachlorobenzene	49.4359	123.5898	1.0000	49.4359	589016.63
4	5.348	a-BHC	54.4148	136.0369	1.0000	54.4148	486451.65
6	5.809	g-BHC	53.8182	134.5455	1.0000	53.8182	458547.23
7	5.941	b-BHC	51.7258	129.3144	1.0000	51.7258	205717.63
10	6.192	d-BHC	52.6049	131.5123	1.0000	52.6049	459238.15
11	6.479	Heptachlor	53.1196	132.7990	1.0000	53.1196	514678.93
13	6.895	Aldrin	49.7576	124.3941	1.0000	49.7576	420199.41
14	7.727	Heptachlor epoxide	48.0009	120.0023	1.0000	48.0009	386668.01
15	7.899	g-Chlordane	47.9752	119.9379	1.0000	47.9752	385561.16
16	8.086	a-Chlordane	47.8978	119.7444	1.0000	47.8978	378879.97
17	8.198	4,4'-DDE	48.0078	120.0195	1.0000	48.0078	351685.61
18	8.279	Endosulfan I	48.1823	120.4557	1.0000	48.1823	374831.96
19	8.622	Dieldrin	48.1005	120.2513	1.0000	48.1005	385465.37
21	8.962	Endrin	47.6415	119.1038	1.0000	47.6415	348204.76
22	9.060	4,4'-DDD	49.5253	123.8132	1.0000	49.5253	258867.57
24	9.298	Endosulfan II	47.6085	119.0212	1.0000	47.6085	334916.79
25	9.477	4,4'-DDT	47.8826	119.7064	1.0000	47.8826	285846.32
26	9.924	Endrin aldehyde	47.1135	117.7837	1.0000	47.1135	278790.65
27	10.191	Methoxychlor	47.2355	118.0888	1.0000	47.2355	168099.23
28	10.380	Mirex	42.2443	105.6106	1.0000	42.2443	261063.69
29	10.513	Endosulfan sulfate	46.0500	115.1251	1.0000	46.0500	304068.81
30	10.880	Endrin Ketone	45.9919	114.9796	1.0000	45.9919	357501.59
31	12.068	% DCBP	67.1792	167.9479	1.0000	67.1792	473647.88
				3309.5262	25.0000	1323.8105	9213153.85

Software Version: 4.1<1L22>
Date: 7/14/2017 07:43 AM
Sample Name : mix 4;14t
Data File : E:\TC2017\ECD7\07-JUL\713B038.RAW Date: 7/13/2017 09:32 PM
Sequence File: E:\TC2017\ECD7\07-JUL\PEST_SEQ.SEQ Cycle: 236 Channel : B
Instrument : AUTO_ECD7 Rack/Vial: 0/0 Operator: CW
Sample Amount : 1.0000 Dilution Factor : 1.00

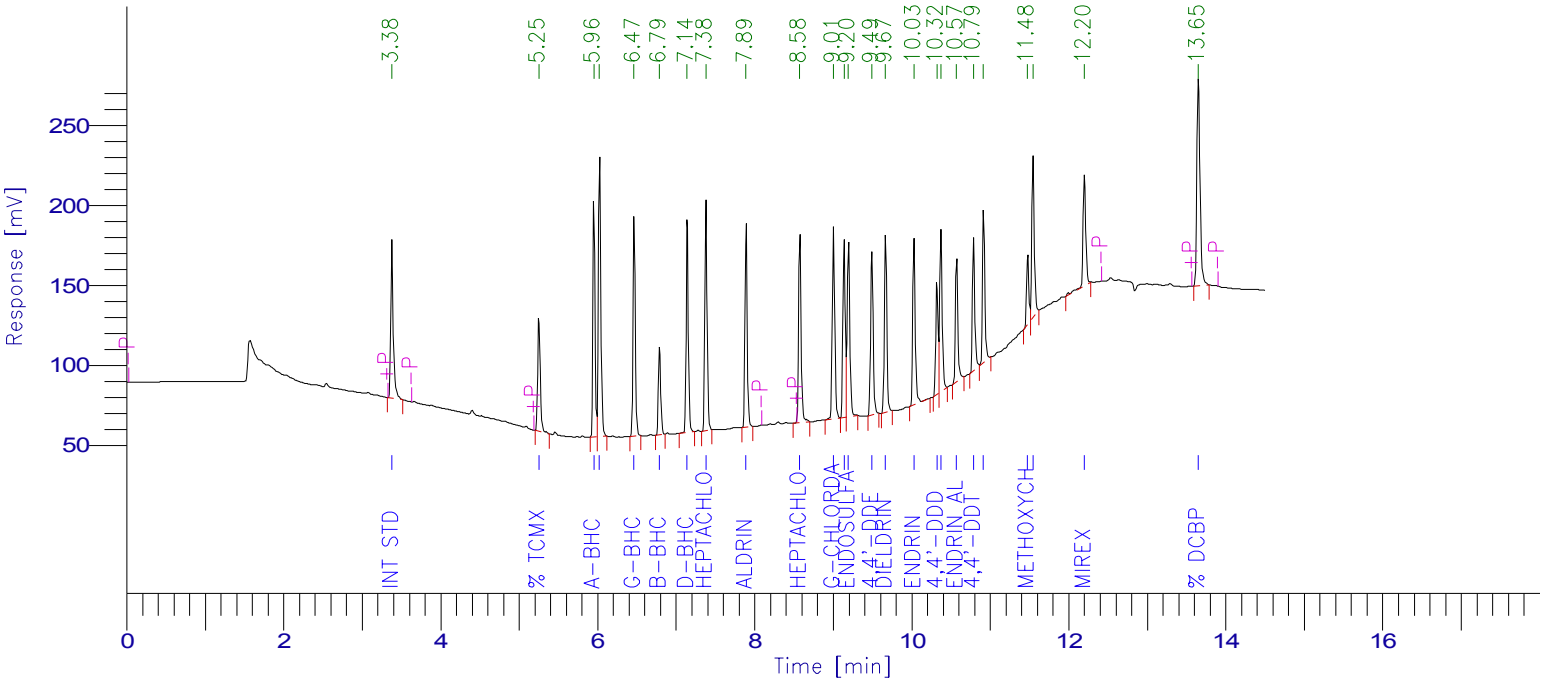

PESTICIDE REPORT

Peak #	Time [min]	Component Name	Raw Amount	Surrogate Recovery TCMX & DCBP	Multiplier	Adjusted Amount for Labowrks	Area [µV·s]
1	3.383	Int Std	100.0000	250.0000	1.0000	100.0000	227265.68
2	5.254	% TCMX	80.1103	200.2758	1.0000	80.1103	161701.34
3	5.956	a-BHC	55.6129	139.0321	1.0000	55.6129	286890.01
4	6.028	Hexachlorobenzene	48.4451	121.1127	1.0000	48.4451	371071.57
5	6.467	g-BHC	49.3380	123.3451	1.0000	49.3380	266546.09
6	6.790	b-BHC	49.6084	124.0209	1.0000	49.6084	114415.17
7	7.143	d-BHC	52.8276	132.0689	1.0000	52.8276	274851.47
8	7.382	Heptachlor	48.1383	120.3458	1.0000	48.1383	287817.53
9	7.893	Aldrin	49.8505	124.6262	1.0000	49.8505	265643.08
10	8.577	Heptachlor epoxide	49.2932	123.2331	1.0000	49.2932	257290.01
11	9.006	g-Chlordane	51.1578	127.8945	1.0000	51.1578	263305.37
12	9.141	a-Chlordane	48.5745	121.4363	1.0000	48.5745	240027.63
13	9.197	Endosulfan I	47.0700	117.6751	1.0000	47.0700	246859.36
14	9.493	4,4'-DDE	47.6317	119.0793	1.0000	47.6317	229524.96
15	9.668	Dieldrin	50.5074	126.2685	1.0000	50.5074	239680.85
16	10.030	Endrin	50.2401	125.6002	1.0000	50.2401	228430.85
17	10.322	4,4'-DDD	48.7223	121.8058	1.0000	48.7223	158855.01
18	10.373	Endosulfan II	43.5757	108.9392	1.0000	43.5757	207224.37
19	10.572	Endrin aldehyde	45.3255	113.3138	1.0000	45.3255	173633.80
20	10.789	4,4'-DDT	46.6923	116.7309	1.0000	46.6923	171895.54
21	10.916	Endosulfan sulfate	44.8350	112.0876	1.0000	44.8350	204537.87
22	11.477	Methoxychlor	42.0977	105.2443	1.0000	42.0977	95909.80
23	11.546	Endrin Ketone	41.6314	104.0784	1.0000	41.6314	215284.17
24	12.199	Mirex	43.0819	107.7048	1.0000	43.0819	170517.92
25	13.651	% DCBP	68.0649	170.1622	1.0000	68.0649	363073.62
				3256.0814	25.0000	1302.4326	5722253.07

7D-DEG
PESTICIDE DEGRADATION STANDARD

Lab Name: Phoenix Environmental Client: NETC

Lab Code: Phoenix Case No.: SAS No.: SDG No.: GBY54991

GC Col A: ZB MR1 ID: 0.53 (mm) Date Analyzed: 07/14/17

Instrument: ECD7 Time Analyzed: 09:03

File: 714A004

ENDRIN BREAKDOWN

Compounds	Area
Endrin	360417.09
Endrin Aldehyde	5106.15
Endrin Ketone	6552.18
Total Area	372075.42

Endrin Ketone	6552.18
Endrin Aldehyde	5106.15
Breakdown Area	11658.33

Endrin Breakdown %	**3.1**	Breakdown Area / Total Area Must be < 15%

DDT BREAKDOWN

Compounds	Area
DDT	553356.90
DDE	15196.39
DDD	4348.91
Total Area	572902.20

DDE	4348.91
DDD	15196.39
Breakdown Area	19545.30

DDT Breakdown %	**3.4**	Breakdown Area / Total Area Must be < 15%

FORM VII PEST DEG

7D-DEG
PESTICIDE DEGRADATION STANDARD

Lab Name: Phoenix Environmental Client: NETC

Lab Code: Phoenix Case No.: SAS No.: SDG No.: GBY54991

GC Col B: ZB MR2 ID: 0.53 (mm) Date Analyzed: 07/14/17

Instrument: ECD7 Time Analyzed: 09:03

File: 714B004

ENDRIN BREAKDOWN

Compounds	Area
Endrin	233295.77
Endrin Aldehyde	7259.92
Endrin Ketone	0.00
Total Area	240555.69

Endrin Ketone	0.00
Endrin Aldehyde	7259.92
Breakdown Area	7259.92

Endrin Breakdown %	**3.0**	Breakdown Area / Total Area Must be < 15%

DDT BREAKDOWN

Compounds	Area
DDT	345059.85
DDE	0.00
DDD	0.00
Total Area	345059.85

DDE	0.00
DDD	0.00
Breakdown Area	0.00

DDT Breakdown %	**0.0**	Breakdown Area / Total Area Must be < 15%

FORM VII PEST DEG

Client Id: Degradation Standard

Software Version: 4.1<1L22>
Date: 7/14/2017 09:53 AM
Sample Name : deg;14t
Data File : E:\TC2017\ECD7\07-JUL\714A004.RAW Date: 7/14/2017 09:03 AM
Sequence File: E:\TC2017\ECD7\07-JUL\PEST_SEQ.SEQ Cycle: 242 Channel : A
Instrument : AUTO_ECD7 Rack/Vial: 0/0 Operator: CW
Sample Amount : 1.0000 Dilution Factor : 1.00

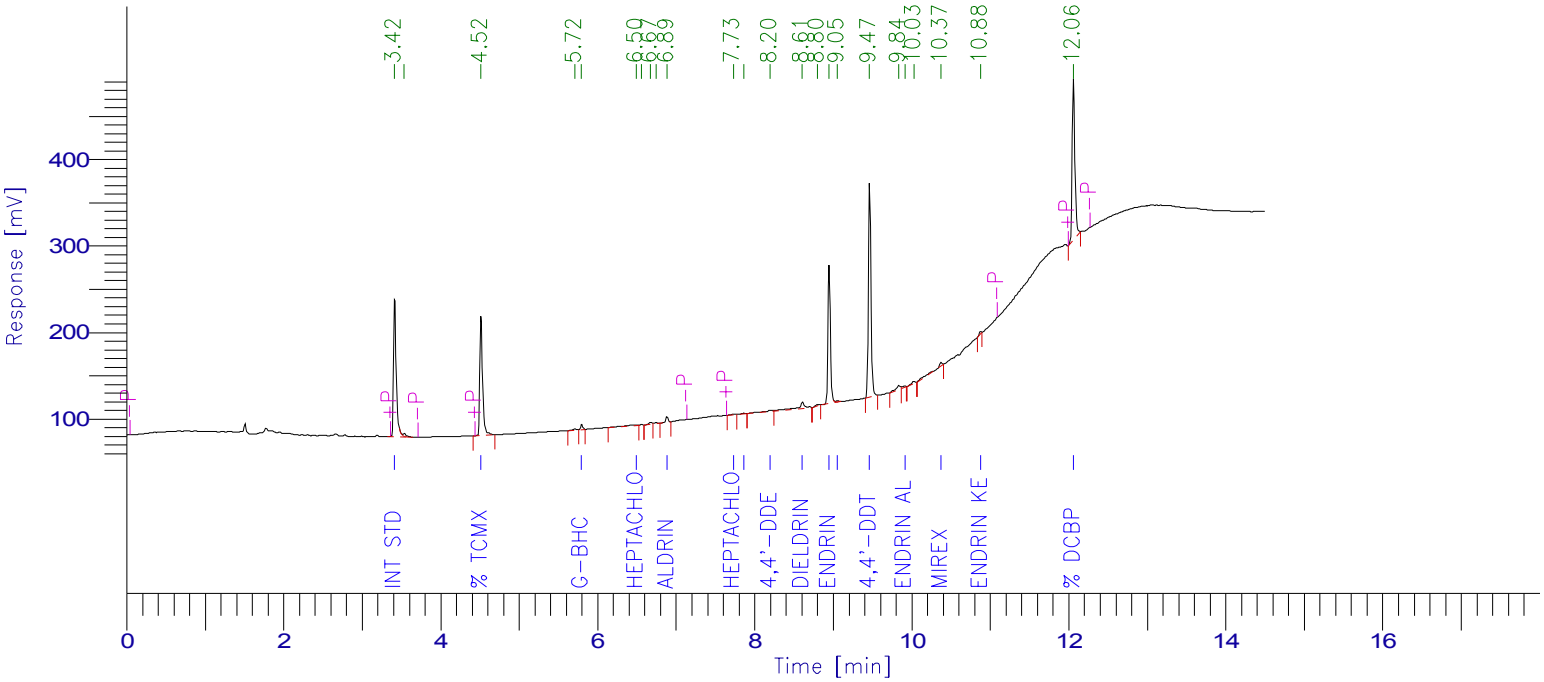

PESTICIDE REPORT

Peak #	Time [min]	Component Name	Raw Amount	Surrogate Recovery TCMX & DCBP	Multiplier	Adjusted Amount for Labowrks	Area [µV·s]
1	3.420	Int Std	100.0000	250.0000	1.0000	100.0000	386428.29
3	4.518	% TCMX	77.5416	193.8539	1.0000	77.5416	336024.32
0	5.089	Hexachlorobenzene	0.0000	0.0000	1.0000	0.0000	0.00
0	5.338	a-BHC	0.0000	0.0000	1.0000	0.0000	0.00
5	5.799	g-BHC	1.5319	3.8298	1.0000	1.5319	13014.75
0	5.931	b-BHC	0.0000	0.0000	1.0000	0.0000	0.00
0	6.182	d-BHC	0.0000	0.0000	1.0000	0.0000	0.00
6	6.496	Heptachlor	1.7059	4.2646	1.0000	1.7059	16480.60
10	6.886	Aldrin	1.6272	4.0680	1.0000	1.6272	13702.12
11	7.732	Heptachlor epoxide	0.4085	1.0212	1.0000	0.4085	3281.05
12	7.864	g-Chlordane	0.5230	1.3074	1.0000	0.5230	4190.78
0	8.075	a-Chlordane	0.0000	0.0000	1.0000	0.0000	0.00
13	8.197	4,4'-DDE	2.0804	5.2010	1.0000	2.0804	15196.39
0	8.267	Endosulfan I	0.0000	0.0000	1.0000	0.0000	0.00
14	8.611	Dieldrin	5.3968	13.4921	1.0000	5.3968	43124.35
16	8.950	Endrin	49.4547	123.6368	1.0000	49.4547	360417.09
17	9.054	4,4'-DDD	0.8344	2.0860	1.0000	0.8344	4348.91
0	9.286	Endosulfan II	0.0000	0.0000	1.0000	0.0000	0.00
18	9.465	4,4'-DDT	92.9612	232.4030	1.0000	92.9612	553356.90
20	9.915	Endrin aldehyde	0.8654	2.1635	1.0000	0.8654	5106.15
0	10.179	Methoxychlor	0.0000	0.0000	1.0000	0.0000	0.00
22	10.374	Mirex	2.9623	7.4058	1.0000	2.9623	18254.16
0	10.504	Endosulfan sulfate	0.0000	0.0000	1.0000	0.0000	0.00
23	10.878	Endrin Ketone	0.8454	2.1134	1.0000	0.8454	6552.18
24	12.059	% DCBP	63.4715	158.6787	1.0000	63.4715	446218.94
				1005.5253	25.0000	402.2101	2225696.98

Client Id: Degradation Standard

Software Version: 4.1<1L22>
Date: 7/14/2017 09:52 AM
Sample Name : deg;14t
Data File : E:\TC2017\ECD7\07-JUL\714B004.RAW Date: 7/14/2017 09:03 AM
Sequence File: E:\TC2017\ECD7\07-JUL\PEST_SEQ.SEQ Cycle: 242 Channel : B
Instrument : AUTO_ECD7 Rack/Vial: 0/0 Operator: CW
Sample Amount : 1.0000 Dilution Factor : 1.00

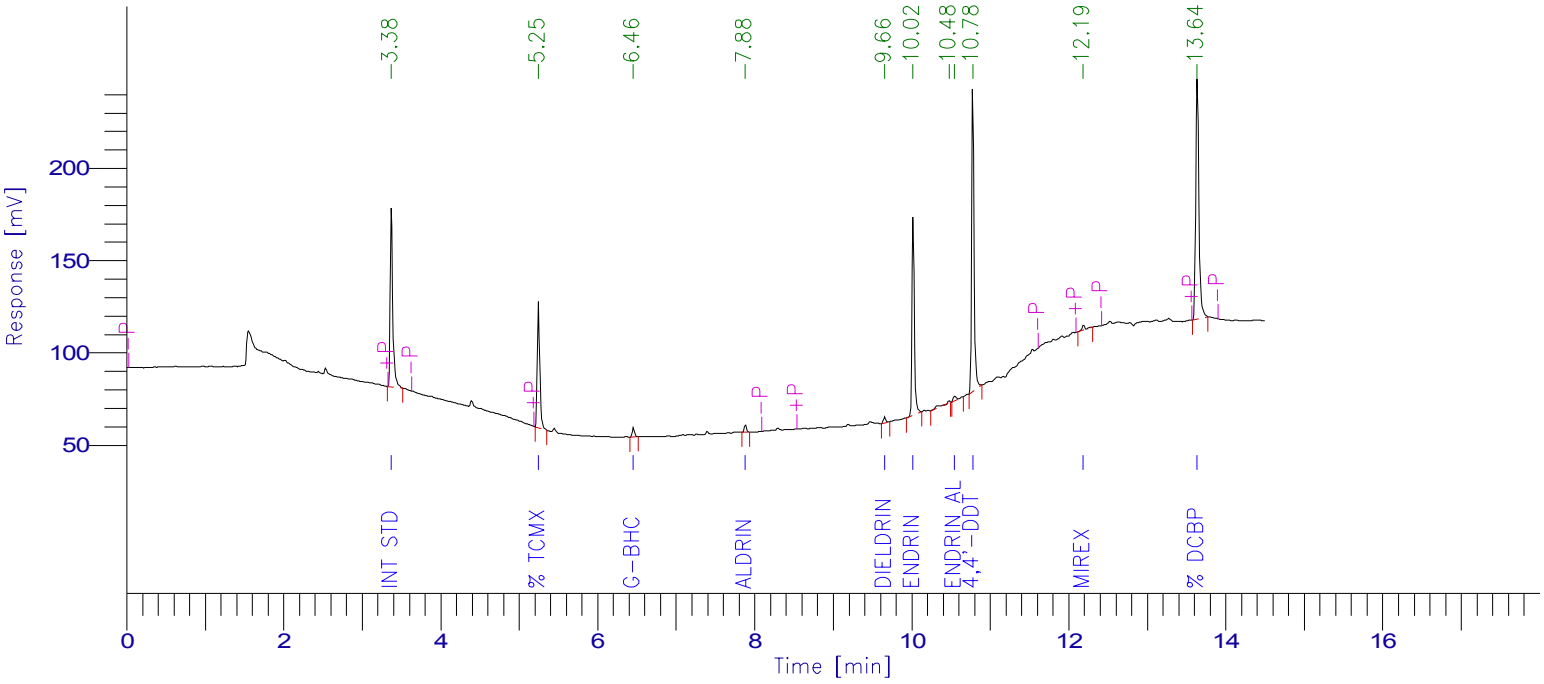

PESTICIDE REPORT

Peak #	Time [min]	Component Name	Raw Amount	Surrogate Recovery TCMX & DCBP	Multiplier	Adjusted Amount for Labowrks	Area [µV·s]
1	3.375	Int Std	100.0000	250.0000	1.0000	100.0000	226436.61
2	5.249	% TCMX	74.7085	186.7713	1.0000	74.7085	150247.76
0	5.948	a-BHC	0.0000	0.0000	1.0000	0.0000	0.00
0	6.021	Hexachlorobenzene	0.0000	0.0000	1.0000	0.0000	0.00
3	6.457	g-BHC	1.8664	4.6659	1.0000	1.8664	10046.09
0	6.783	b-BHC	0.0000	0.0000	1.0000	0.0000	0.00
0	7.135	d-BHC	0.0000	0.0000	1.0000	0.0000	0.00
0	7.372	Heptachlor	0.0000	0.0000	1.0000	0.0000	0.00
4	7.883	Aldrin	1.5472	3.8679	1.0000	1.5472	8214.47
0	8.566	Heptachlor epoxide	0.0000	0.0000	1.0000	0.0000	0.00
0	8.993	g-Chlordane	0.0000	0.0000	1.0000	0.0000	0.00
0	9.129	a-Chlordane	0.0000	0.0000	1.0000	0.0000	0.00
0	9.185	Endosulfan I	0.0000	0.0000	1.0000	0.0000	0.00
0	9.481	4,4'-DDE	0.0000	0.0000	1.0000	0.0000	0.00
5	9.656	Dieldrin	1.3689	3.4223	1.0000	1.3689	6472.47
6	10.019	Endrin	51.4979	128.7448	1.0000	51.4979	233295.77
0	10.312	4,4'-DDD	0.0000	0.0000	1.0000	0.0000	0.00
0	10.361	Endosulfan II	0.0000	0.0000	1.0000	0.0000	0.00
8	10.548	Endrin aldehyde	1.9021	4.7552	1.0000	1.9021	7259.92
9	10.779	4,4'-DDT	94.0725	235.1813	1.0000	94.0725	345059.85
0	10.903	Endosulfan sulfate	0.0000	0.0000	1.0000	0.0000	0.00
0	11.463	Methoxychlor	0.0000	0.0000	1.0000	0.0000	0.00
0	11.531	Endrin Ketone	0.0000	0.0000	1.0000	0.0000	0.00
10	12.187	Mirex	1.9568	4.8920	1.0000	1.9568	7716.71
11	13.636	% DCBP	68.0459	170.1148	1.0000	68.0459	361648.20
				992.4154	25.0000	396.9661	1356397.86

7D
PESTICIDE CALIBRATION VERIFICATION SUMMARY
Primary

Lab Name: Phoenix Environmental Client: NETC

Lab Code: Phoenix Case No.: SAS No.: SDG No.: GBY54991

GC Col A: CLP 1 ID: 0.53 (mm) Init. Calib. Date(s): 07/11/17 07/11/17

EPA Sample No.(PIBLK): hex Date Analyzed: 07/14/17

LAB Sample ID (PIBLK): hex - 714A003 Time Analyzed: 8:43

EPA Sample No.(PEM): Date Analyzed:

LAB Sample ID (PEM): Time Analyzed:

Instrument: ECD7 File: 714A003

COMPOUND	RT	RT WINDOW FROM	RT WINDOW TO	CALC AMOUNT ppb	NOM AMOUNT ppb	% D		CF
alpha-BHC		5.35	5.45	1.0U				
beta-BHC		5.94	6.04	1.0U				
delta-BHC		6.20	6.30	3.3U				
gamma-BHC (Lindane)		5.81	5.91	1.0U				
Heptachlor		6.48	6.58	3.3U				
Aldrin		6.90	7.00	1.0U				
Heptachlor Epoxide		7.72	7.86	3.3U				
Endosulfan I		8.27	8.41	3.3U				
Dieldrin		8.62	8.76	1.0U				
4,4' -DDE		8.19	8.33	1.7U				
Endrin		8.96	9.10	3.3U				
Endosulfan II		9.30	9.44	3.3U				
4,4' -DDD		9.06	9.20	1.7U				
Endosulfan Sulfate		10.51	10.65	3.3U				
4,4' -DDT		9.48	9.62	1.7U				
Methoxychlor		10.18	10.32	3.3U				
Endrin ketone		10.87	11.01	3.3U				
Endrin Aldehyde		9.92	10.06	3.3U				
alpha-Chlordane		8.08	8.22	3.3U				
gamma-Chlordane		7.89	8.03	3.3U				

QC LIMITS:
%D must be less than or equal to 20% (*) Criteria exceeded. CF=Calibration/Response Factor
Both channels need to have the compound detected for a concentration to be reported on either channel.

FORM VII PEST

7D
PESTICIDE CALIBRATION VERIFICATION SUMMARY
Confirmation

Lab Name: Phoenix Environmental Client: NETC

Lab Code: Phoenix Case No.: SAS No.: SDG No.: GBY54991

GC Col B: RTX-440 ID: 0.32 (mm) Init. Calib. Date(s): 07/11/17 07/11/17

EPA Sample No.(PIBLK): hex Date Analyzed: 07/14/17

LAB Sample ID (PIBLK): hex - 714B003 Time Analyzed: 8:43

EPA Sample No.(PEM): Date Analyzed:

LAB Sample ID (PEM): Time Analyzed:

Instrument: ECD7 File: 714B003

COMPOUND	RT	RT WINDOW FROM	RT WINDOW TO	CALC AMOUNT ppb	NOM AMOUNT ppb	% D		CF
alpha-BHC		5.97	6.07	1.0U				
beta-BHC		6.81	6.91	1.0U				
delta-BHC		7.17	7.27	3.3U				
gamma-BHC (Lindane)		6.49	6.59	1.0U				
Heptachlor		7.41	7.51	3.3U				
Aldrin		7.92	8.02	1.0U				
Heptachlor Epoxide		8.60	8.74	3.3U				
Endosulfan I		9.22	9.36	3.3U				
Dieldrin		9.69	9.83	1.0U				
4,4' -DDE		9.52	9.66	1.7U				
Endrin		10.05	10.19	3.3U				
Endosulfan II		10.39	10.53	3.3U				
4,4' -DDD		10.34	10.48	1.7U				
Endosulfan Sulfate		10.94	11.08	3.3U				
4,4' -DDT		10.81	10.95	1.7U				
Methoxychlor		11.50	11.64	3.3U				
Endrin ketone		11.56	11.70	3.3U				
Endrin Aldehyde		10.59	10.73	3.3U				
alpha-Chlordane		9.17	9.31	3.3U				
gamma-Chlordane		9.03	9.17	3.3U				

QC LIMITS:
%D must be less than or equal to 20% (*) Criteria exceeded. CF=Calibration/Response Factor
Both channels need to have the compound detected for a concentration to be reported on either channel.

FORM VII PEST

Client Id: Continuing Blank

Software Version: 4.1<1L22>
Date: 7/14/2017 09:53 AM
Sample Name : hex
Data File : E:\TC2017\ECD7\07-JUL\714A003.RAW Date: 7/14/2017 08:43 AM
Sequence File: E:\TC2017\ECD7\07-JUL\PEST_SEQ.SEQ Cycle: 241 Channel : A
Instrument : AUTO_ECD7 Rack/Vial: 0/0 Operator: CW
Sample Amount : 1.0000 Dilution Factor : 1.00

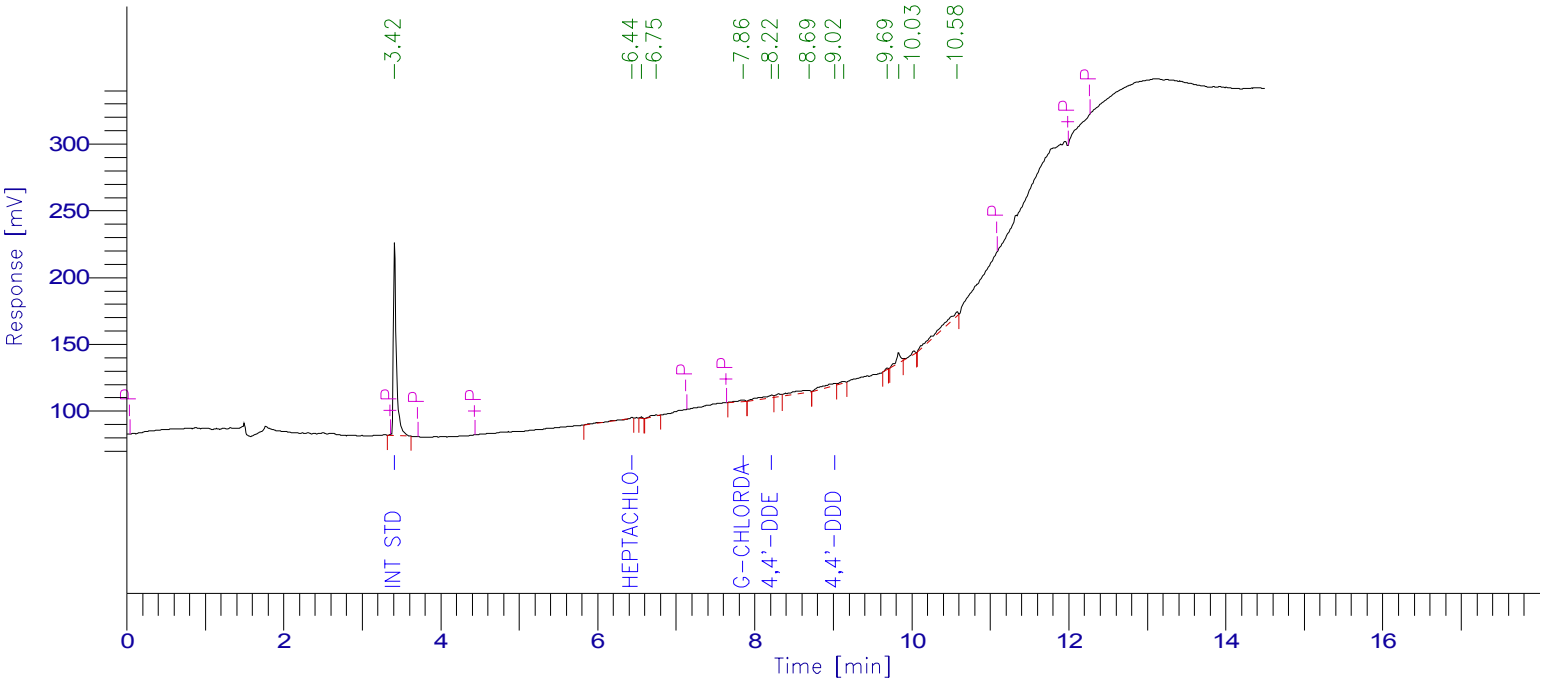

PESTICIDE REPORT

Peak #	Time [min]	Component Name	Raw Amount	Surrogate Recovery TCMX & DCBP	Multiplier	Adjusted Amount for Labowrks	Area [µV·s]
1	3.418	Int Std	100.0000	250.0000	1.0000	100.0000	371638.28
0	4.517	% TCMX	0.0000	0.0000	1.0000	0.0000	0.00
0	5.089	Hexachlorobenzene	0.0000	0.0000	1.0000	0.0000	0.00
0	5.338	a-BHC	0.0000	0.0000	1.0000	0.0000	0.00
0	5.790	g-BHC	0.0000	0.0000	1.0000	0.0000	0.00
0	5.931	b-BHC	0.0000	0.0000	1.0000	0.0000	0.00
0	6.182	d-BHC	0.0000	0.0000	1.0000	0.0000	0.00
2	6.438	Heptachlor	1.2513	3.1284	1.0000	1.2513	11626.76
0	6.885	Aldrin	0.0000	0.0000	1.0000	0.0000	0.00
0	7.716	Heptachlor epoxide	0.0000	0.0000	1.0000	0.0000	0.00
5	7.859	g-Chlordane	1.2087	3.0217	1.0000	1.2087	9314.98
0	8.075	a-Chlordane	0.0000	0.0000	1.0000	0.0000	0.00
6	8.218	4,4'-DDE	3.9970	9.9925	1.0000	3.9970	28078.74
0	8.267	Endosulfan I	0.0000	0.0000	1.0000	0.0000	0.00
0	8.610	Dieldrin	0.0000	0.0000	1.0000	0.0000	0.00
0	8.949	Endrin	0.0000	0.0000	1.0000	0.0000	0.00
9	9.020	4,4'-DDD	6.3210	15.8024	1.0000	6.3210	31683.56
0	9.286	Endosulfan II	0.0000	0.0000	1.0000	0.0000	0.00
0	9.464	4,4'-DDT	0.0000	0.0000	1.0000	0.0000	0.00
0	9.912	Endrin aldehyde	0.0000	0.0000	1.0000	0.0000	0.00
0	10.179	Methoxychlor	0.0000	0.0000	1.0000	0.0000	0.00
0	10.369	Mirex	0.0000	0.0000	1.0000	0.0000	0.00
0	10.504	Endosulfan sulfate	0.0000	0.0000	1.0000	0.0000	0.00
0	10.847	Endrin Ketone	0.0000	0.0000	1.0000	0.0000	0.00
0	12.059	% DCBP	0.0000	0.0000	1.0000	0.0000	0.00
				281.9450	25.0000	112.7780	452342.32

Client Id: Continuing Blank

Software Version: 4.1<1L22>
Date: 7/14/2017 09:52 AM
Sample Name : hex
Data File : E:\TC2017\ECD7\07-JUL\714B003.RAW Date: 7/14/2017 08:43 AM
Sequence File: E:\TC2017\ECD7\07-JUL\PEST_SEQ.SEQ Cycle: 241 Channel : B
Instrument : AUTO_ECD7 Rack/Vial: 0/0 Operator: CW
Sample Amount : 1.0000 Dilution Factor : 1.00

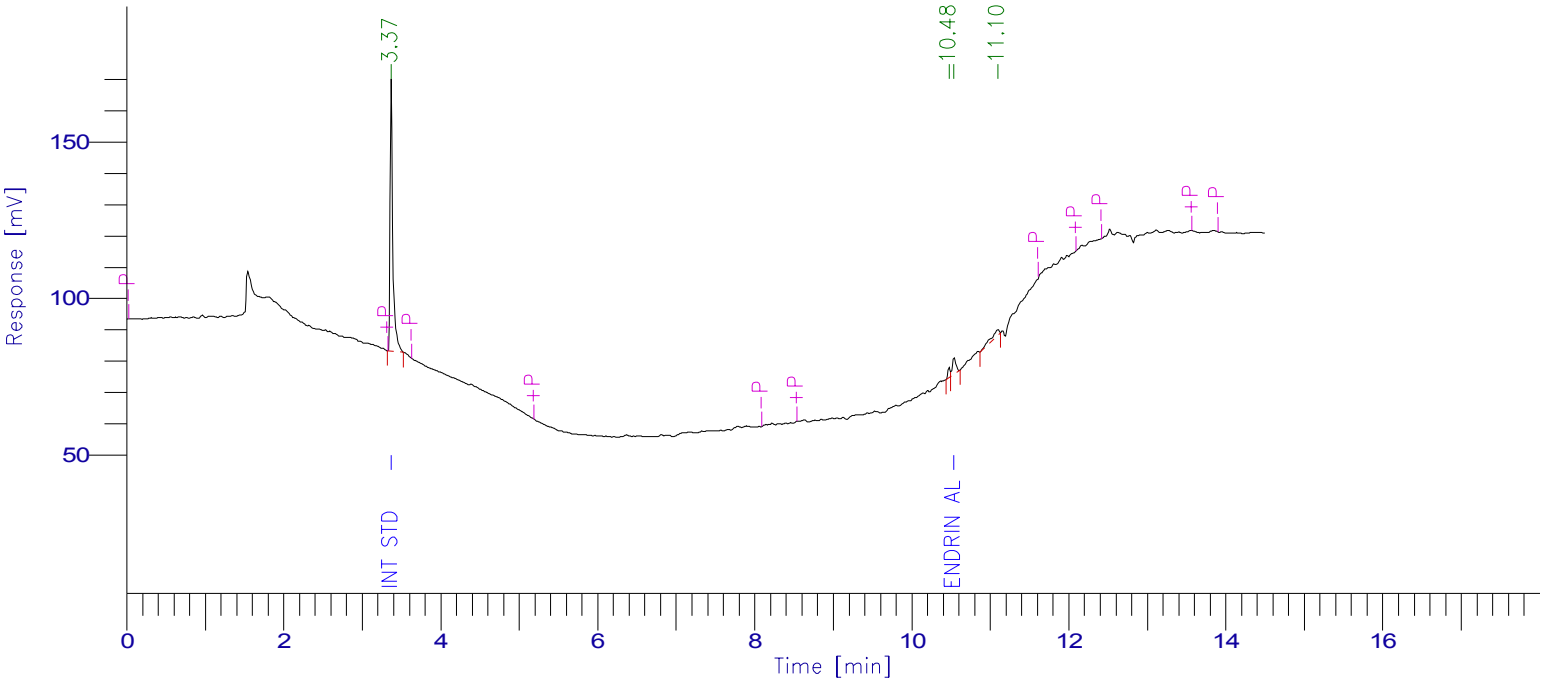

PESTICIDE REPORT

Peak #	Time [min]	Component Name	Raw Amount	Surrogate Recovery TCMX & DCBP	Multiplier	Adjusted Amount for Labowrks	Area [µV·s]
1	3.374	Int Std	100.0000	250.0000	1.0000	100.0000	210814.34
0	5.249	% TCMX	0.0000	0.0000	1.0000	0.0000	0.00
0	5.948	a-BHC	0.0000	0.0000	1.0000	0.0000	0.00
0	6.021	Hexachlorobenzene	0.0000	0.0000	1.0000	0.0000	0.00
0	6.459	g-BHC	0.0000	0.0000	1.0000	0.0000	0.00
0	6.783	b-BHC	0.0000	0.0000	1.0000	0.0000	0.00
0	7.135	d-BHC	0.0000	0.0000	1.0000	0.0000	0.00
0	7.372	Heptachlor	0.0000	0.0000	1.0000	0.0000	0.00
0	7.883	Aldrin	0.0000	0.0000	1.0000	0.0000	0.00
0	8.566	Heptachlor epoxide	0.0000	0.0000	1.0000	0.0000	0.00
0	8.993	g-Chlordane	0.0000	0.0000	1.0000	0.0000	0.00
0	9.129	a-Chlordane	0.0000	0.0000	1.0000	0.0000	0.00
0	9.185	Endosulfan I	0.0000	0.0000	1.0000	0.0000	0.00
0	9.481	4,4'-DDE	0.0000	0.0000	1.0000	0.0000	0.00
0	9.655	Dieldrin	0.0000	0.0000	1.0000	0.0000	0.00
0	10.019	Endrin	0.0000	0.0000	1.0000	0.0000	0.00
0	10.312	4,4'-DDD	0.0000	0.0000	1.0000	0.0000	0.00
0	10.361	Endosulfan II	0.0000	0.0000	1.0000	0.0000	0.00
3	10.541	Endrin aldehyde	4.7391	11.8477	1.0000	4.7391	16840.38
0	10.776	4,4'-DDT	0.0000	0.0000	1.0000	0.0000	0.00
0	10.903	Endosulfan sulfate	0.0000	0.0000	1.0000	0.0000	0.00
0	11.463	Methoxychlor	0.0000	0.0000	1.0000	0.0000	0.00
0	11.531	Endrin Ketone	0.0000	0.0000	1.0000	0.0000	0.00
0	12.187	Mirex	0.0000	0.0000	1.0000	0.0000	0.00
0	13.636	% DCBP	0.0000	0.0000	1.0000	0.0000	0.00
				261.8477	25.0000	104.7391	227654.72

7D
PESTICIDE CALIBRATION VERIFICATION SUMMARY
Primary

Lab Name: Phoenix Environmental Client: NETC

Lab Code: Phoenix Case No.: SAS No.: SDG No.: GBY54991

GC Col A: CLP 1 ID: 0.53 (mm) Init. Calib. Date(s): 07/11/17 07/11/17

EPA Sample No.(PIBLK): Date Analyzed:

LAB Sample ID (PIBLK): Time Analyzed:

EPA Sample No.(PEM): mix 4;14r Date Analyzed: 07/14/17

LAB Sample ID (PEM): mix 4;14r - 714A005 Time Analyzed: 9:23

Instrument: ECD7 File: 714A005

COMPOUND	RT	RT WINDOW FROM	RT WINDOW TO	RAW AMOUNT ppb	NOM AMOUNT ppb	% D		CF
alpha-BHC	5.34	5.35	5.45	55	50	10		2.307
beta-BHC	5.93	5.94	6.04	50	50	0		1.026
delta-BHC	6.18	6.20	6.30	53	50	6		2.253
gamma-BHC (Lindane)	5.80	5.81	5.91	54	50	8		2.199
Heptachlor	6.47	6.48	6.58	49	50	2		2.500
Aldrin	6.89	6.90	7.00	51	50	2		2.179
Heptachlor Epoxide	7.72	7.72	7.86	49	50	2		2.079
Endosulfan I	8.27	8.27	8.41	49	50	2		2.007
Dieldrin	8.61	8.62	8.76	48	50	4		2.068
4,4' -DDE	8.19	8.19	8.33	49	50	2		1.890
Endrin	8.95	8.96	9.10	50	50	0		1.886
Endosulfan II	9.29	9.30	9.44	48	50	4		1.815
4,4' -DDD	9.05	9.06	9.20	50	50	0		1.349
Endosulfan Sulfate	10.50	10.51	10.65	48	50	4		1.704
4,4' -DDT	9.46	9.48	9.62	47	50	6		1.540
Methoxychlor	10.18	10.18	10.32	47	50	6		0.918
Endrin ketone	10.87	10.87	11.01	46	50	8		2.006
Endrin Aldehyde	9.91	9.92	10.06	49	50	2		1.527
alpha-Chlordane	8.08	8.08	8.22	49	50	2		2.041
gamma-Chlordane	7.89	7.89	8.03	48	50	4		2.074
Decachlorobiphenyl	12.06	12.03	12.23	65	80	19		1.819
Tetrachloro-m-xylene	4.52	4.52	4.62	84	80	5		1.121

QC LIMITS:
%D must be less than or equal to 20% (*) Criteria exceeded. CF=Calibration/Response Factor

FORM VII PEST

7D
PESTICIDE CALIBRATION VERIFICATION SUMMARY
Confirmation

Lab Name: Phoenix Environmental Client: NETC

Lab Code: Phoenix Case No.: SAS No.: SDG No.: GBY54991

GC Col B: RTX-440 ID: 0.32 (mm) Init. Calib. Date(s): 07/11/17 07/11/17

EPA Sample No.(PIBLK): Date Analyzed:

LAB Sample ID (PIBLK): Time Analyzed:

EPA Sample No.(PEM): mix 4;14r Date Analyzed: 07/14/17

LAB Sample ID (PEM): mix 4;14r - 714B005 Time Analyzed: 9:23

Instrument: ECD7 File: 714B005

COMPOUND	RT	RT WINDOW FROM	RT WINDOW TO	RAW AMOUNT ppb	NOM AMOUNT ppb	% D		CF
alpha-BHC	5.95	5.97	6.07	53	50	6		2.270
beta-BHC	6.78	6.81	6.91	48	50	4		1.015
delta-BHC	7.14	7.17	7.27	50	50	0		2.289
gamma-BHC (Lindane)	6.46	6.49	6.59	48	50	4		2.377
Heptachlor	7.37	7.41	7.51	47	50	6		2.631
Aldrin	7.88	7.92	8.02	49	50	2		2.345
Heptachlor Epoxide	8.57	8.60	8.74	46	50	8		2.297
Endosulfan I	9.19	9.22	9.36	44	50	12		2.308
Dieldrin	9.66	9.69	9.83	49	50	2		2.088
4,4' -DDE	9.48	9.52	9.66	46	50	8		2.120
Endrin	10.02	10.05	10.19	49	50	2		2.001
Endosulfan II	10.36	10.39	10.53	42	50	16		2.092
4,4' -DDD	10.31	10.34	10.48	48	50	4		1.435
Endosulfan Sulfate	10.91	10.94	11.08	43	50	14		2.007
4,4' -DDT	10.78	10.81	10.95	43	50	14		1.620
Methoxychlor	11.47	11.50	11.64	39	50	22	*	1.002
Endrin ketone	11.54	11.56	11.70	42	50	16		2.275
Endrin Aldehyde	10.56	10.59	10.73	44	50	12		1.686
alpha-Chlordane	9.13	9.17	9.31	48	50	4		2.174
gamma-Chlordane	8.99	9.03	9.17	48	50	4		2.265
Decachlorobiphenyl	13.64	13.68	13.88	69	80	14		2.347
Tetrachloro-m-xylene	5.25	5.26	5.36	78	80	3		0.888

QC LIMITS:
%D must be less than or equal to 20% (*) Criteria exceeded. CF=Calibration/Response Factor

FORM VII PEST

Client Id: Continuing Calibration

Software Version: 4.1<1L22>
Date: 7/14/2017 09:54 AM
Sample Name : mix 4;14r
Data File : E:\TC2017\ECD7\07-JUL\714A005.RAW Date: 7/14/2017 09:23 AM
Sequence File: E:\TC2017\ECD7\07-JUL\PEST_SEQ.SEQ Cycle: 243 Channel : A
Instrument : AUTO_ECD7 Rack/Vial: 0/0 Operator: CW
Sample Amount : 1.0000 Dilution Factor : 1.00

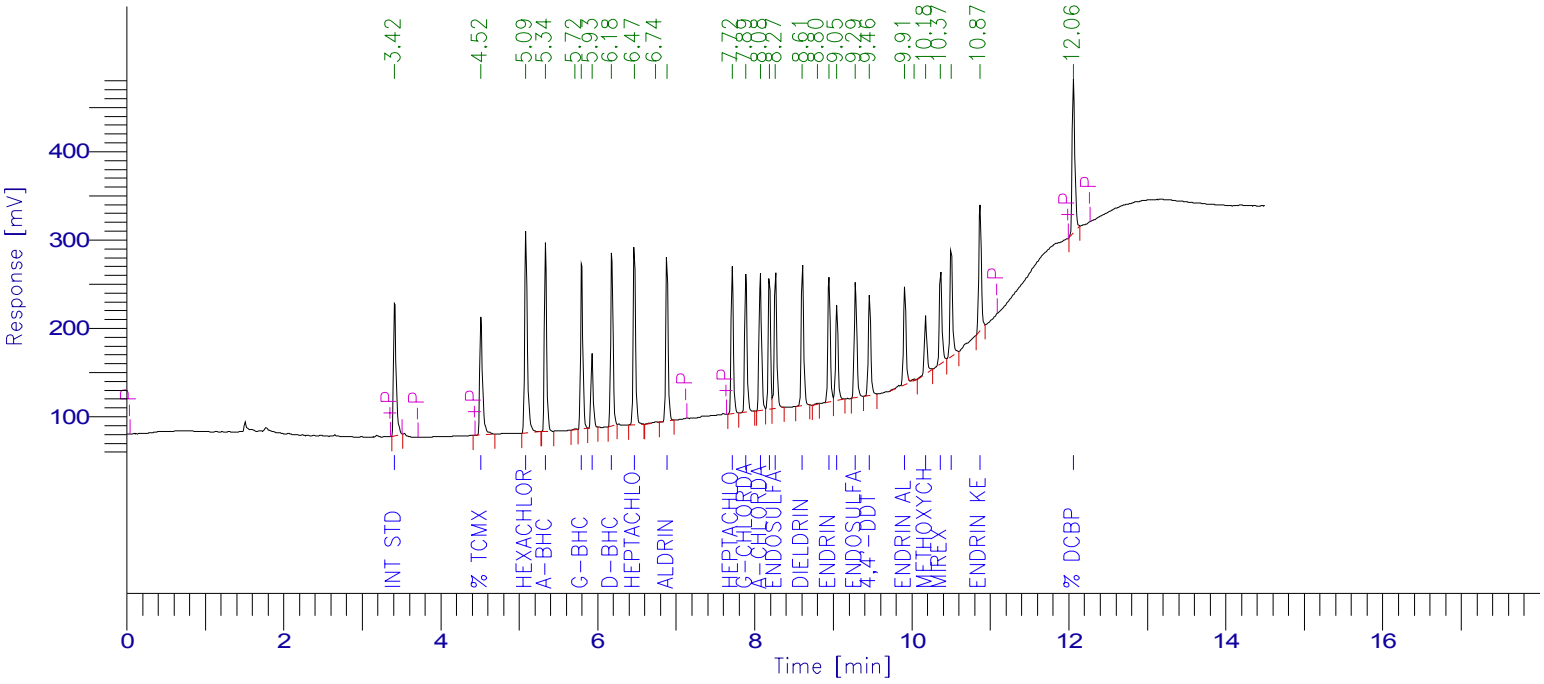

PESTICIDE REPORT

Peak #	Time [min]	Component Name	Raw Amount	Surrogate Recovery TCMX & DCBP	Multiplier	Adjusted Amount for Labowrks	Area [µV·s]
1	3.420	Int Std	100.0000	250.0000	1.0000	100.0000	349662.92
2	4.517	% TCMX	83.8868	209.7170	1.0000	83.8868	328935.33
3	5.089	Hexachlorobenzene	50.5515	126.3787	1.0000	50.5515	543435.65
4	5.338	a-BHC	54.7607	136.9017	1.0000	54.7607	441693.33
6	5.799	g-BHC	53.5032	133.7579	1.0000	53.5032	411304.57
7	5.931	b-BHC	50.1445	125.3612	1.0000	50.1445	179935.50
8	6.182	d-BHC	52.7506	131.8765	1.0000	52.7506	415497.11
9	6.469	Heptachlor	48.7813	121.9531	1.0000	48.7813	426445.57
11	6.885	Aldrin	50.6981	126.7453	1.0000	50.6981	386292.99
12	7.716	Heptachlor epoxide	48.5757	121.4394	1.0000	48.5757	353050.92
13	7.889	g-Chlordane	48.2655	120.6638	1.0000	48.2655	349979.80
14	8.075	a-Chlordane	48.7441	121.8602	1.0000	48.7441	347886.36
15	8.187	4,4'-DDE	48.7004	121.7510	1.0000	48.7004	321887.72
16	8.268	Endosulfan I	48.9266	122.3165	1.0000	48.9266	343418.28
17	8.610	Dieldrin	47.9884	119.9710	1.0000	47.9884	346977.26
19	8.949	Endrin	49.6461	124.1153	1.0000	49.6461	327388.52
20	9.047	4,4'-DDD	50.4202	126.0506	1.0000	50.4202	237785.08
21	9.286	Endosulfan II	47.7348	119.3370	1.0000	47.7348	302981.97
22	9.464	4,4'-DDT	46.7369	116.8423	1.0000	46.7369	251735.36
23	9.912	Endrin aldehyde	49.2753	123.1882	1.0000	49.2753	263081.94
25	10.179	Methoxychlor	47.2084	118.0209	1.0000	47.2084	151581.15
26	10.369	Mirex	44.0688	110.1719	1.0000	44.0688	245719.10
27	10.504	Endosulfan sulfate	47.6722	119.1805	1.0000	47.6722	284011.52
28	10.869	Endrin Ketone	46.1855	115.4638	1.0000	46.1855	323915.81
29	12.059	% DCBP	64.9719	162.4296	1.0000	64.9719	413309.53
				3325.4936	25.0000	1330.1975	8347913.28

Client Id: Continuing Calibration

Software Version: 4.1<1L22>
Date: 7/14/2017 09:55 AM
Sample Name : mix 4;14r
Data File : E:\TC2017\ECD7\07-JUL\714B005.RAW Date: 7/14/2017 09:23 AM
Sequence File: E:\TC2017\ECD7\07-JUL\PEST_SEQ.SEQ Cycle: 243 Channel : B
Instrument : AUTO_ECD7 Rack/Vial: 0/0 Operator: CW
Sample Amount : 1.0000 Dilution Factor : 1.00

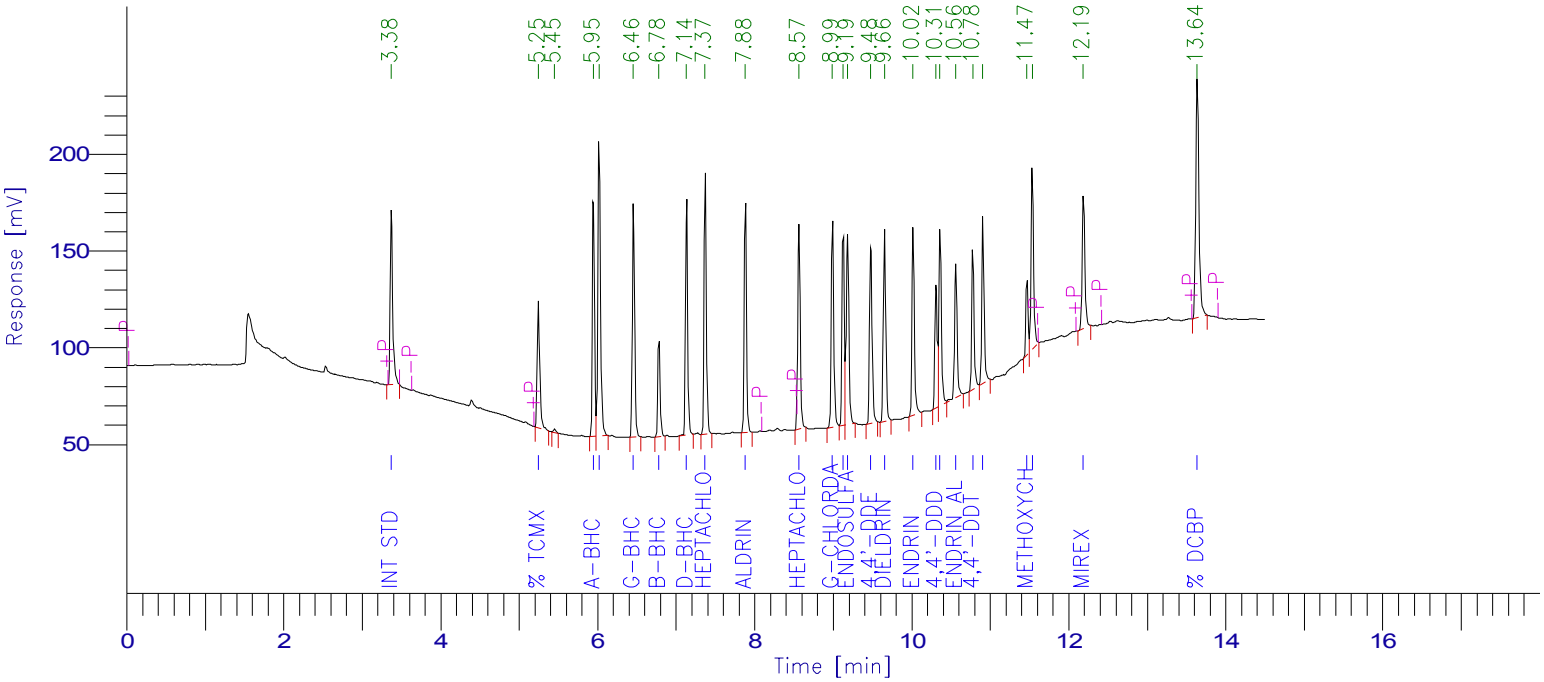

PESTICIDE REPORT

Peak #	Time [min]	Component Name	Raw Amount	Surrogate Recovery TCMX & DCBP	Multiplier	Adjusted Amount for Labowrks	Area [µV·s]
1	3.375	Int Std	100.0000	250.0000	1.0000	100.0000	206288.41
2	5.249	% TCMX	80.8389	202.0973	1.0000	80.8389	148110.75
4	5.948	a-BHC	54.6698	136.6745	1.0000	54.6698	255993.36
5	6.021	Hexachlorobenzene	49.5955	123.9888	1.0000	49.5955	344819.05
6	6.459	g-BHC	49.7828	124.4569	1.0000	49.7828	244123.87
7	6.783	b-BHC	49.6786	124.1964	1.0000	49.6786	104001.28
8	7.135	d-BHC	52.3625	130.9062	1.0000	52.3625	247285.53
9	7.372	Heptachlor	48.8048	122.0121	1.0000	48.8048	264868.43
10	7.883	Aldrin	50.5906	126.4766	1.0000	50.5906	244703.58
11	8.566	Heptachlor epoxide	48.2514	120.6284	1.0000	48.2514	228605.31
12	8.993	g-Chlordane	49.8537	124.6344	1.0000	49.8537	232909.11
13	9.129	a-Chlordane	49.3789	123.4474	1.0000	49.3789	221480.50
14	9.185	Endosulfan I	46.2335	115.5837	1.0000	46.2335	220091.17
15	9.480	4,4'-DDE	48.2702	120.6755	1.0000	48.2702	211131.88
16	9.655	Dieldrin	50.4275	126.0688	1.0000	50.4275	217213.50
17	10.019	Endrin	51.2430	128.1075	1.0000	51.2430	211485.27
18	10.312	4,4'-DDD	49.6975	124.2437	1.0000	49.6975	147078.27
19	10.362	Endosulfan II	43.9781	109.9453	1.0000	43.9781	189834.27
20	10.562	Endrin aldehyde	45.8611	114.6528	1.0000	45.8611	159469.34
21	10.779	4,4'-DDT	45.1322	112.8304	1.0000	45.1322	150815.49
22	10.907	Endosulfan sulfate	44.9204	112.3010	1.0000	44.9204	186011.97
23	11.468	Methoxychlor	40.2494	100.6234	1.0000	40.2494	83234.67
24	11.536	Endrin Ketone	43.2627	108.1567	1.0000	43.2627	203070.06
25	12.187	Mirex	45.3607	113.4017	1.0000	45.3607	162965.43
26	13.636	% DCBP	71.2414	178.1035	1.0000	71.2414	344941.09
				3274.2129	25.0000	1309.6852	5230531.57

7D
PESTICIDE CALIBRATION VERIFICATION SUMMARY
Primary

Lab Name: Phoenix Environmental Client: NETC

Lab Code: Phoenix Case No.: SAS No.: SDG No.: GBY54991

GC Col A: CLP 1 ID: 0.53 (mm) Init. Calib. Date(s): 07/11/17 07/11/17

EPA Sample No.(PIBLK): hex Date Analyzed: 07/14/17

LAB Sample ID (PIBLK): hex - 714A020 Time Analyzed: 15:45

EPA Sample No.(PEM): Date Analyzed:

LAB Sample ID (PEM): Time Analyzed:

Instrument: ECD7 File: 714A020

COMPOUND	RT	RT WINDOW FROM	RT WINDOW TO	CALC AMOUNT ppb	NOM AMOUNT ppb	% D		CF
alpha-BHC		5.35	5.45	1.0U				
beta-BHC		5.94	6.04	1.0U				
delta-BHC		6.20	6.30	3.3U				
gamma-BHC (Lindane)		5.81	5.91	1.0U				
Heptachlor		6.48	6.58	3.3U				
Aldrin		6.90	7.00	1.0U				
Heptachlor Epoxide		7.72	7.86	3.3U				
Endosulfan I		8.27	8.41	3.3U				
Dieldrin		8.62	8.76	1.0U				
4,4' -DDE		8.19	8.33	1.7U				
Endrin		8.96	9.10	3.3U				
Endosulfan II		9.30	9.44	3.3U				
4,4' -DDD		9.06	9.20	1.7U				
Endosulfan Sulfate		10.51	10.65	3.3U				
4,4' -DDT		9.48	9.62	1.7U				
Methoxychlor		10.18	10.32	3.3U				
Endrin ketone		10.87	11.01	3.3U				
Endrin Aldehyde		9.92	10.06	3.3U				
alpha-Chlordane		8.08	8.22	3.3U				
gamma-Chlordane		7.89	8.03	3.3U				

QC LIMITS:
%D must be less than or equal to 20% (*) Criteria exceeded. CF=Calibration/Response Factor
Both channels need to have the compound detected for a concentration to be reported on either channel.

FORM VII PEST

7D
PESTICIDE CALIBRATION VERIFICATION SUMMARY
Confirmation

Lab Name: Phoenix Environmental Client: NETC

Lab Code: Phoenix Case No.: SAS No.: SDG No.: GBY54991

GC Col B: RTX-440 ID: 0.32 (mm) Init. Calib. Date(s): 07/11/17 07/11/17

EPA Sample No.(PIBLK): hex Date Analyzed: 07/14/17

LAB Sample ID (PIBLK): hex - 714B020 Time Analyzed: 15:45

EPA Sample No.(PEM): Date Analyzed:

LAB Sample ID (PEM): Time Analyzed:

Instrument: ECD7 File: 714B020

COMPOUND	RT	RT WINDOW FROM	RT WINDOW TO	CALC AMOUNT ppb	NOM AMOUNT ppb	% D		CF
alpha-BHC		5.97	6.07	1.0U				
beta-BHC		6.81	6.91	1.0U				
delta-BHC		7.17	7.27	3.3U				
gamma-BHC (Lindane)		6.49	6.59	1.0U				
Heptachlor		7.41	7.51	3.3U				
Aldrin		7.92	8.02	1.0U				
Heptachlor Epoxide		8.60	8.74	3.3U				
Endosulfan I		9.22	9.36	3.3U				
Dieldrin		9.69	9.83	1.0U				
4,4' -DDE		9.52	9.66	1.7U				
Endrin		10.05	10.19	3.3U				
Endosulfan II		10.39	10.53	3.3U				
4,4' -DDD		10.34	10.48	1.7U				
Endosulfan Sulfate		10.94	11.08	3.3U				
4,4' -DDT		10.81	10.95	1.7U				
Methoxychlor		11.50	11.64	3.3U				
Endrin ketone		11.56	11.70	3.3U				
Endrin Aldehyde		10.59	10.73	3.3U				
alpha-Chlordane		9.17	9.31	3.3U				
gamma-Chlordane		9.03	9.17	3.3U				

QC LIMITS:
%D must be less than or equal to 20% (*) Criteria exceeded. CF=Calibration/Response Factor
Both channels need to have the compound detected for a concentration to be reported on either channel.

FORM VII PEST

Client Id: Continuing Blank

Software Version: 4.1<1L22>
Date: 7/17/2017 07:29 AM
Sample Name : hex
Data File : E:\TC2017\ECD7\07-JUL\714A020.RAW Date: 7/14/2017 03:45 PM
Sequence File: E:\TC2017\ECD7\07-JUL\PEST_SEQ.SEQ Cycle: 258 Channel : A
Instrument : AUTO_ECD7 Rack/Vial: 0/0 Operator: CW
Sample Amount : 1.0000 Dilution Factor : 1.00

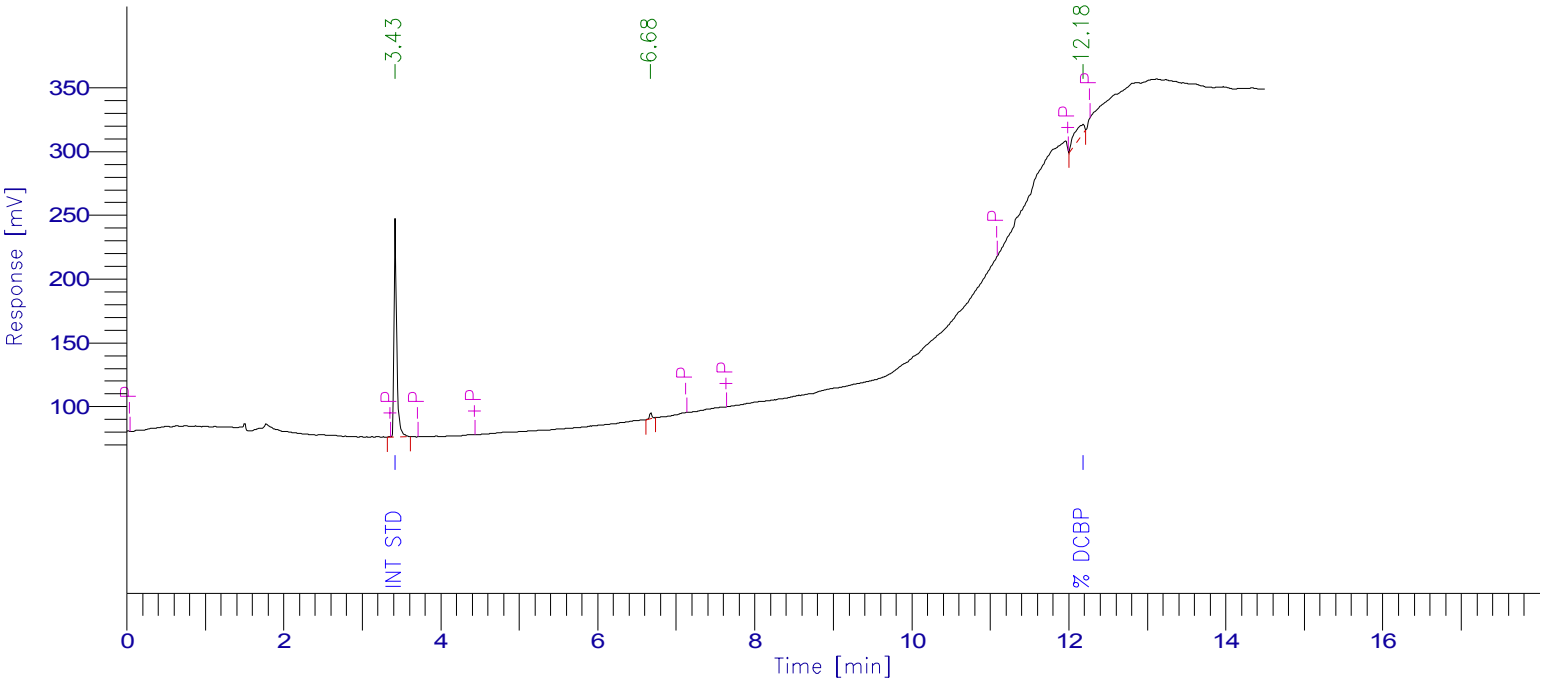

PESTICIDE REPORT

Peak #	Time [min]	Component Name	Raw Amount	Surrogate Recovery TCMX & DCBP	Multiplier	Adjusted Amount for Labowrks	Area [µV·s]
1	3.426	Int Std	100.0000	250.0000	1.0000	100.0000	397910.36
0	4.517	% TCMX	0.0000	0.0000	1.0000	0.0000	0.00
0	5.089	Hexachlorobenzene	0.0000	0.0000	1.0000	0.0000	0.00
0	5.338	a-BHC	0.0000	0.0000	1.0000	0.0000	0.00
0	5.790	g-BHC	0.0000	0.0000	1.0000	0.0000	0.00
0	5.931	b-BHC	0.0000	0.0000	1.0000	0.0000	0.00
0	6.182	d-BHC	0.0000	0.0000	1.0000	0.0000	0.00
0	6.469	Heptachlor	0.0000	0.0000	1.0000	0.0000	0.00
0	6.885	Aldrin	0.0000	0.0000	1.0000	0.0000	0.00
0	7.716	Heptachlor epoxide	0.0000	0.0000	1.0000	0.0000	0.00
0	7.889	g-Chlordane	0.0000	0.0000	1.0000	0.0000	0.00
0	8.075	a-Chlordane	0.0000	0.0000	1.0000	0.0000	0.00
0	8.187	4,4'-DDE	0.0000	0.0000	1.0000	0.0000	0.00
0	8.267	Endosulfan I	0.0000	0.0000	1.0000	0.0000	0.00
0	8.610	Dieldrin	0.0000	0.0000	1.0000	0.0000	0.00
0	8.949	Endrin	0.0000	0.0000	1.0000	0.0000	0.00
0	9.047	4,4'-DDD	0.0000	0.0000	1.0000	0.0000	0.00
0	9.286	Endosulfan II	0.0000	0.0000	1.0000	0.0000	0.00
0	9.464	4,4'-DDT	0.0000	0.0000	1.0000	0.0000	0.00
0	9.912	Endrin aldehyde	0.0000	0.0000	1.0000	0.0000	0.00
0	10.179	Methoxychlor	0.0000	0.0000	1.0000	0.0000	0.00
0	10.369	Mirex	0.0000	0.0000	1.0000	0.0000	0.00
0	10.504	Endosulfan sulfate	0.0000	0.0000	1.0000	0.0000	0.00
0	10.847	Endrin Ketone	0.0000	0.0000	1.0000	0.0000	0.00
3	12.182	% DCBP	13.9557	34.8892	1.0000	13.9557	101026.89
				284.8892	25.0000	113.9557	498937.25

Client Id: Continuing Blank

Software Version: 4.1<1L22>
Date: 7/17/2017 07:27 AM
Sample Name : hex
Data File : E:\TC2017\ECD7\07-JUL\714B020.RAW Date: 7/14/2017 03:45 PM
Sequence File: E:\TC2017\ECD7\07-JUL\PEST_SEQ.SEQ Cycle: 258 Channel : B
Instrument : AUTO_ECD7 Rack/Vial: 0/0 Operator: CW
Sample Amount : 1.0000 Dilution Factor : 1.00

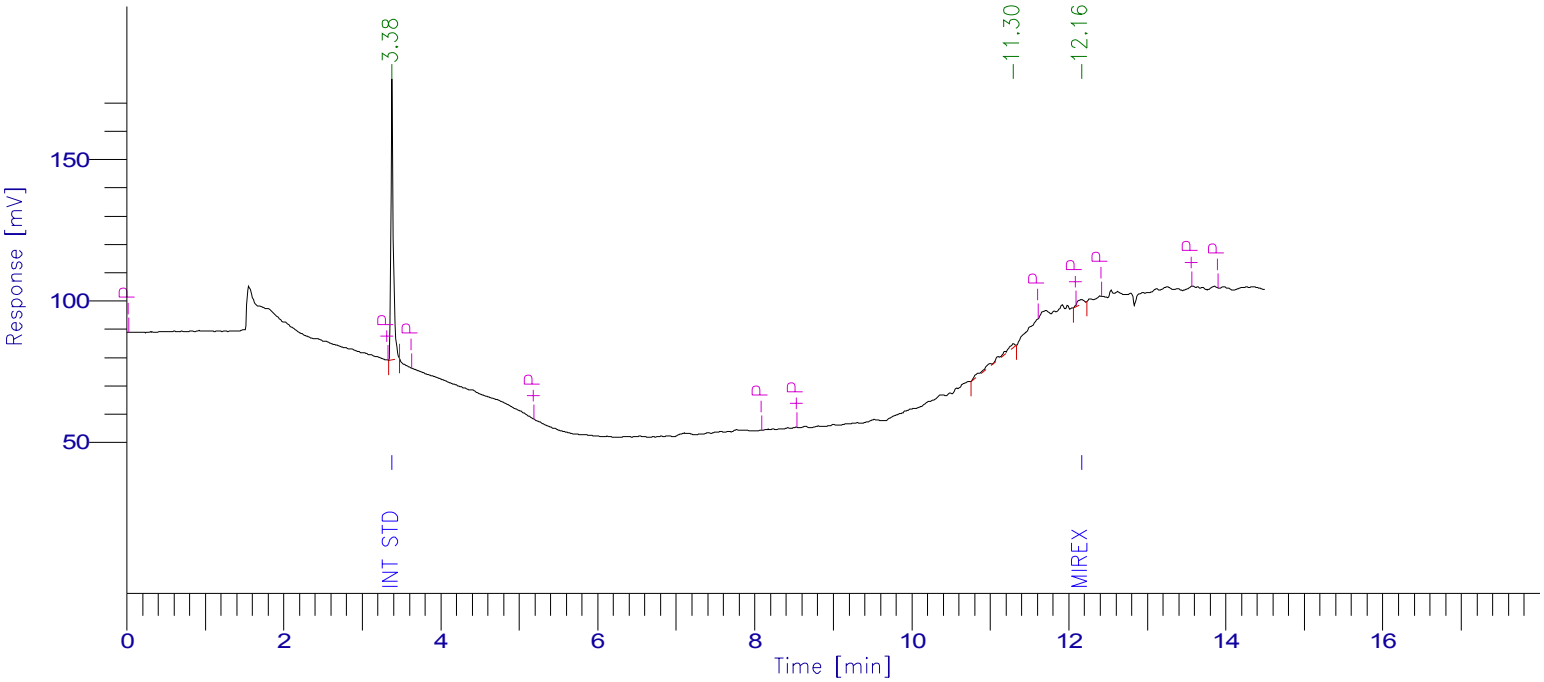

PESTICIDE REPORT

Peak #	Time [min]	Component Name	Raw Amount	Surrogate Recovery TCMX & DCBP	Multiplier	Adjusted Amount for Labowrks	Area [µV·s]
1	3.384	Int Std	100.0000	250.0000	1.0000	100.0000	218090.90
0	5.249	% TCMX	0.0000	0.0000	1.0000	0.0000	0.00
0	5.948	a-BHC	0.0000	0.0000	1.0000	0.0000	0.00
0	6.021	Hexachlorobenzene	0.0000	0.0000	1.0000	0.0000	0.00
0	6.459	g-BHC	0.0000	0.0000	1.0000	0.0000	0.00
0	6.783	b-BHC	0.0000	0.0000	1.0000	0.0000	0.00
0	7.135	d-BHC	0.0000	0.0000	1.0000	0.0000	0.00
0	7.372	Heptachlor	0.0000	0.0000	1.0000	0.0000	0.00
0	7.883	Aldrin	0.0000	0.0000	1.0000	0.0000	0.00
0	8.566	Heptachlor epoxide	0.0000	0.0000	1.0000	0.0000	0.00
0	8.993	g-Chlordane	0.0000	0.0000	1.0000	0.0000	0.00
0	9.129	a-Chlordane	0.0000	0.0000	1.0000	0.0000	0.00
0	9.185	Endosulfan I	0.0000	0.0000	1.0000	0.0000	0.00
0	9.481	4,4'-DDE	0.0000	0.0000	1.0000	0.0000	0.00
0	9.655	Dieldrin	0.0000	0.0000	1.0000	0.0000	0.00
0	10.019	Endrin	0.0000	0.0000	1.0000	0.0000	0.00
0	10.312	4,4'-DDD	0.0000	0.0000	1.0000	0.0000	0.00
0	10.361	Endosulfan II	0.0000	0.0000	1.0000	0.0000	0.00
0	10.558	Endrin aldehyde	0.0000	0.0000	1.0000	0.0000	0.00
0	10.776	4,4'-DDT	0.0000	0.0000	1.0000	0.0000	0.00
0	10.903	Endosulfan sulfate	0.0000	0.0000	1.0000	0.0000	0.00
0	11.463	Methoxychlor	0.0000	0.0000	1.0000	0.0000	0.00
0	11.531	Endrin Ketone	0.0000	0.0000	1.0000	0.0000	0.00
3	12.163	Mirex	2.6463	6.6158	1.0000	2.6463	10051.22
0	13.636	% DCBP	0.0000	0.0000	1.0000	0.0000	0.00
				256.6158	25.0000	102.6463	228142.12

7D
PESTICIDE CALIBRATION VERIFICATION SUMMARY
Primary

Lab Name: Phoenix Environmental Client: NETC

Lab Code: Phoenix Case No.: SAS No.: SDG No.: GBY54991

GC Col A: CLP 1 ID: 0.53 (mm) Init. Calib. Date(s): 07/11/17 07/11/17

EPA Sample No.(PIBLK): Date Analyzed:

LAB Sample ID (PIBLK): Time Analyzed:

EPA Sample No.(PEM): mix 4;14r Date Analyzed: 07/14/17

LAB Sample ID (PEM): mix 4;14r - 714A022 Time Analyzed: 16:26

Instrument: ECD7 File: 714A022

COMPOUND	RT	RT WINDOW FROM	RT WINDOW TO	RAW AMOUNT ppb	NOM AMOUNT ppb	% D		CF
alpha-BHC	5.34	5.35	5.45	55	50	10		2.307
beta-BHC	5.93	5.94	6.04	51	50	2		1.026
delta-BHC	6.18	6.20	6.30	53	50	6		2.253
gamma-BHC (Lindane)	5.80	5.81	5.91	54	50	8		2.199
Heptachlor	6.47	6.48	6.58	49	50	2		2.500
Aldrin	6.89	6.90	7.00	50	50	0		2.179
Heptachlor Epoxide	7.72	7.72	7.86	48	50	4		2.079
Endosulfan I	8.27	8.27	8.41	48	50	4		2.007
Dieldrin	8.61	8.62	8.76	49	50	2		2.068
4,4' -DDE	8.19	8.19	8.33	49	50	2		1.890
Endrin	8.95	8.96	9.10	50	50	0		1.886
Endosulfan II	9.29	9.30	9.44	48	50	4		1.815
4,4' -DDD	9.05	9.06	9.20	50	50	0		1.349
Endosulfan Sulfate	10.50	10.51	10.65	46	50	8		1.704
4,4' -DDT	9.46	9.48	9.62	49	50	2		1.540
Methoxychlor	10.18	10.18	10.32	47	50	6		0.918
Endrin ketone	10.87	10.87	11.01	46	50	8		2.006
Endrin Aldehyde	9.91	9.92	10.06	47	50	6		1.527
alpha-Chlordane	8.08	8.08	8.22	49	50	2		2.041
gamma-Chlordane	7.89	7.89	8.03	48	50	4		2.074
Decachlorobiphenyl	12.06	12.03	12.23	72	80	10		1.819
Tetrachloro-m-xylene	4.52	4.52	4.62	84	80	5		1.121

QC LIMITS:
%D must be less than or equal to 20% (*) Criteria exceeded. CF=Calibration/Response Factor

FORM VII PEST

7D
PESTICIDE CALIBRATION VERIFICATION SUMMARY
Confirmation

Lab Name: Phoenix Environmental Client: NETC

Lab Code: Phoenix Case No.: SAS No.: SDG No.: GBY54991

GC Col B: RTX-440 ID: 0.32 (mm) Init. Calib. Date(s): 07/11/17 07/11/17

EPA Sample No.(PIBLK): Date Analyzed:

LAB Sample ID (PIBLK): Time Analyzed:

EPA Sample No.(PEM): mix 4;14r Date Analyzed: 07/14/17

LAB Sample ID (PEM): mix 4;14r - 714B022 Time Analyzed: 16:26

Instrument: ECD7 File: 714B022

COMPOUND	RT	RT WINDOW FROM	RT WINDOW TO	RAW AMOUNT ppb	NOM AMOUNT ppb	% D		CF
alpha-BHC	5.95	5.97	6.07	55	50	10		2.270
beta-BHC	6.79	6.81	6.91	51	50	2		1.015
delta-BHC	7.14	7.17	7.27	53	50	6		2.289
gamma-BHC (Lindane)	6.46	6.49	6.59	50	50	0		2.377
Heptachlor	7.38	7.41	7.51	49	50	2		2.631
Aldrin	7.89	7.92	8.02	51	50	2		2.345
Heptachlor Epoxide	8.57	8.60	8.74	50	50	0		2.297
Endosulfan I	9.19	9.22	9.36	43	50	14		2.308
Dieldrin	9.66	9.69	9.83	51	50	2		2.088
4,4' -DDE	9.48	9.52	9.66	50	50	0		2.120
Endrin	10.02	10.05	10.19	53	50	6		2.001
Endosulfan II	10.36	10.39	10.53	45	50	10		2.092
4,4' -DDD	10.31	10.34	10.48	48	50	4		1.435
Endosulfan Sulfate	10.91	10.94	11.08	47	50	6		2.007
4,4' -DDT	10.78	10.81	10.95	49	50	2		1.620
Methoxychlor	11.47	11.50	11.64	46	50	8		1.002
Endrin ketone	11.54	11.56	11.70	44	50	12		2.275
Endrin Aldehyde	10.56	10.59	10.73	48	50	4		1.686
alpha-Chlordane	9.13	9.17	9.31	54	50	8		2.174
gamma-Chlordane	9.00	9.03	9.17	50	50	0		2.265
Decachlorobiphenyl	13.64	13.68	13.88	73	80	9		2.347
Tetrachloro-m-xylene	5.25	5.26	5.36	81	80	1		0.888

QC LIMITS:
%D must be less than or equal to 20% (*) Criteria exceeded. CF=Calibration/Response Factor

FORM VII PEST

Client Id: Continuing Calibration

Software Version: 4.1<1L22>
Date: 7/17/2017 07:29 AM
Sample Name : mix 4;14r
Data File : E:\TC2017\ECD7\07-JUL\714A022.RAW Date: 7/14/2017 04:26 PM
Sequence File: E:\TC2017\ECD7\07-JUL\PEST_SEQ.SEQ Cycle: 260 Channel : A
Instrument : AUTO_ECD7 Rack/Vial: 0/0 Operator: CW
Sample Amount : 1.0000 Dilution Factor : 1.00

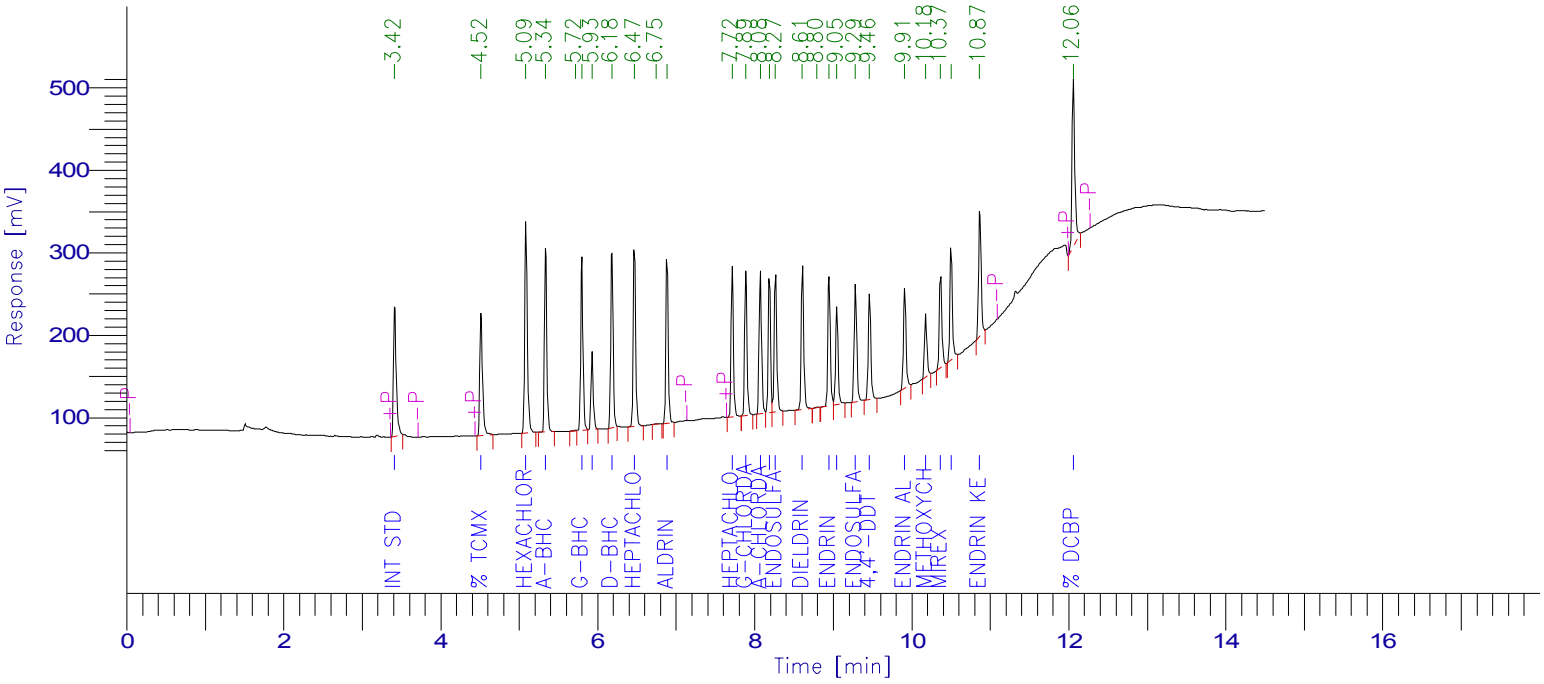

PESTICIDE REPORT

Peak #	Time [min]	Component Name	Raw Amount	Surrogate Recovery TCMX & DCBP	Multiplier	Adjusted Amount for Labowrks	Area [µV·s]
1	3.420	Int Std	100.0000	250.0000	1.0000	100.0000	382222.14
2	4.518	% TCMX	83.5629	208.9072	1.0000	83.5629	358176.05
3	5.090	Hexachlorobenzene	49.5622	123.9056	1.0000	49.5622	582413.24
4	5.340	a-BHC	54.6861	136.7153	1.0000	54.6861	482164.52
6	5.801	g-BHC	53.5781	133.9453	1.0000	53.5781	450233.33
7	5.932	b-BHC	50.7792	126.9481	1.0000	50.7792	199180.12
8	6.183	d-BHC	53.0829	132.7072	1.0000	53.0829	457047.68
9	6.470	Heptachlor	48.9838	122.4594	1.0000	48.9838	468089.62
11	6.886	Aldrin	50.4698	126.1744	1.0000	50.4698	420361.07
12	7.716	Heptachlor epoxide	48.2782	120.6954	1.0000	48.2782	383561.45
13	7.888	g-Chlordane	48.4273	121.0683	1.0000	48.4273	383850.82
14	8.075	a-Chlordane	48.5383	121.3458	1.0000	48.5383	378674.80
15	8.188	4,4'-DDE	48.6355	121.5886	1.0000	48.6355	351391.32
16	8.267	Endosulfan I	48.4738	121.1845	1.0000	48.4738	371921.70
17	8.610	Dieldrin	48.6313	121.5781	1.0000	48.6313	384367.15
19	8.949	Endrin	50.2684	125.6711	1.0000	50.2684	362359.64
20	9.047	4,4'-DDD	49.6133	124.0333	1.0000	49.6133	255766.78
21	9.285	Endosulfan II	47.8019	119.5048	1.0000	47.8019	331660.23
22	9.464	4,4'-DDT	49.2348	123.0869	1.0000	49.2348	289882.65
23	9.912	Endrin aldehyde	46.8943	117.2356	1.0000	46.8943	273683.09
24	10.179	Methoxychlor	46.8567	117.1418	1.0000	46.8567	164461.58
25	10.368	Mirex	42.6034	106.5084	1.0000	42.6034	259667.73
26	10.502	Endosulfan sulfate	46.0889	115.2222	1.0000	46.0889	300146.60
27	10.867	Endrin Ketone	45.8554	114.6384	1.0000	45.8554	351546.41
28	12.058	% DCBP	72.0258	180.0644	1.0000	72.0258	500846.02
				3332.3301	25.0000	1332.9320	9143675.73

Client Id: Continuing Calibration

Software Version: 4.1<1L22>
Date: 7/17/2017 07:27 AM
Sample Name : mix 4;14r
Data File : E:\TC2017\ECD7\07-JUL\714B022.RAW Date: 7/14/2017 04:26 PM
Sequence File: E:\TC2017\ECD7\07-JUL\PEST_SEQ.SEQ Cycle: 260 Channel : B
Instrument : AUTO_ECD7 Rack/Vial: 0/0 Operator: CW
Sample Amount : 1.0000 Dilution Factor : 1.00

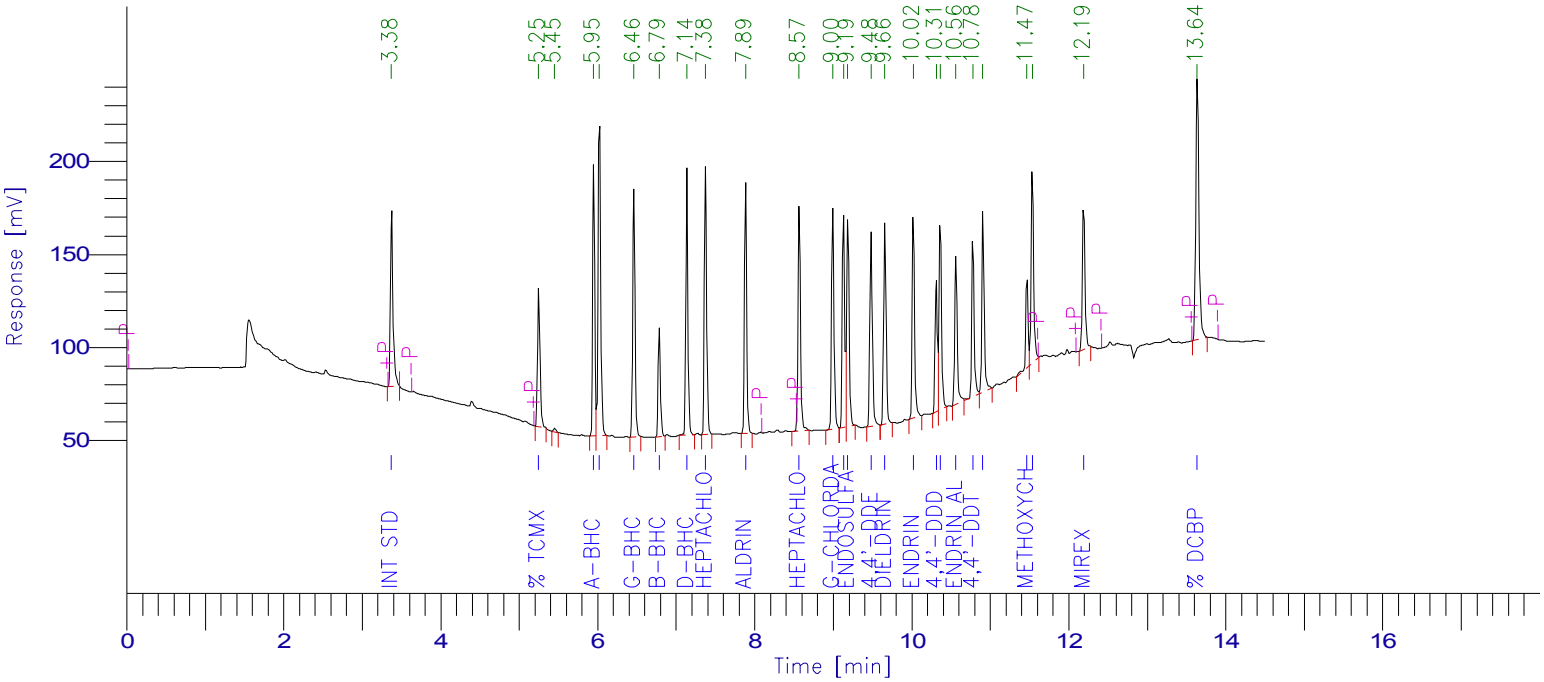

PESTICIDE REPORT

Peak #	Time [min]	Component Name	Raw Amount	Surrogate Recovery TCMX & DCBP	Multiplier	Adjusted Amount for Labowrks	Area [µV·s]
1	3.379	Int Std	100.0000	250.0000	1.0000	100.0000	224521.12
2	5.252	% TCMX	80.9917	202.4792	1.0000	80.9917	161506.08
4	5.953	a-BHC	55.0146	137.5365	1.0000	55.0146	280376.46
5	6.025	Hexachlorobenzene	50.1444	125.3610	1.0000	50.1444	379449.38
6	6.464	g-BHC	50.3527	125.8816	1.0000	50.3527	268742.31
7	6.787	b-BHC	50.7781	126.9453	1.0000	50.7781	115698.78
8	7.139	d-BHC	53.4462	133.6155	1.0000	53.4462	274711.90
9	7.375	Heptachlor	49.1105	122.7764	1.0000	49.1105	290084.50
10	7.886	Aldrin	50.8934	127.2334	1.0000	50.8934	267925.41
11	8.569	Heptachlor epoxide	50.2893	125.7232	1.0000	50.2893	259319.14
12	8.996	g-Chlordane	50.2112	125.5281	1.0000	50.2112	255312.41
13	9.133	a-Chlordane	53.9296	134.8240	1.0000	53.9296	263271.14
14	9.188	Endosulfan I	43.2019	108.0047	1.0000	43.2019	223836.73
15	9.484	4,4'-DDE	49.7556	124.3891	1.0000	49.7556	236864.27
16	9.658	Dieldrin	50.7939	126.9847	1.0000	50.7939	238129.32
17	10.021	Endrin	52.5515	131.3787	1.0000	52.5515	236054.73
18	10.314	4,4'-DDD	48.1086	120.2714	1.0000	48.1086	154959.78
19	10.364	Endosulfan II	45.1285	112.8212	1.0000	45.1285	212017.17
20	10.562	Endrin aldehyde	47.9430	119.8574	1.0000	47.9430	181442.87
21	10.779	4,4'-DDT	49.3273	123.3182	1.0000	49.3273	179402.86
22	10.907	Endosulfan sulfate	47.1575	117.8939	1.0000	47.1575	212535.18
23	11.467	Methoxychlor	46.3236	115.8089	1.0000	46.3236	104262.88
24	11.536	Endrin Ketone	43.7301	109.3252	1.0000	43.7301	223406.12
25	12.189	Mirex	45.6588	114.1469	1.0000	45.6588	178534.57
26	13.637	% DCBP	73.3275	183.3187	1.0000	73.3275	386421.89
				3345.4234	25.0000	1338.1694	5808787.00

Client Id: Chlordane Standard

Software Version: 4.1<1L22>
Date: 7/13/2017 11:16 AM
Sample Name : c300;14m
Data File : E:\TC2017\ECD7\07-JUL\713A006.RAW Date: 7/13/2017 09:52 AM
Sequence File: E:\TC2017\ECD7\07-JUL\PEST_SEQ.SEQ Cycle: 204 Channel : A
Instrument : AUTO_ECD7 Rack/Vial: 0/0 Operator: CW
Sample Amount : 1.0000 Dilution Factor : 1.00

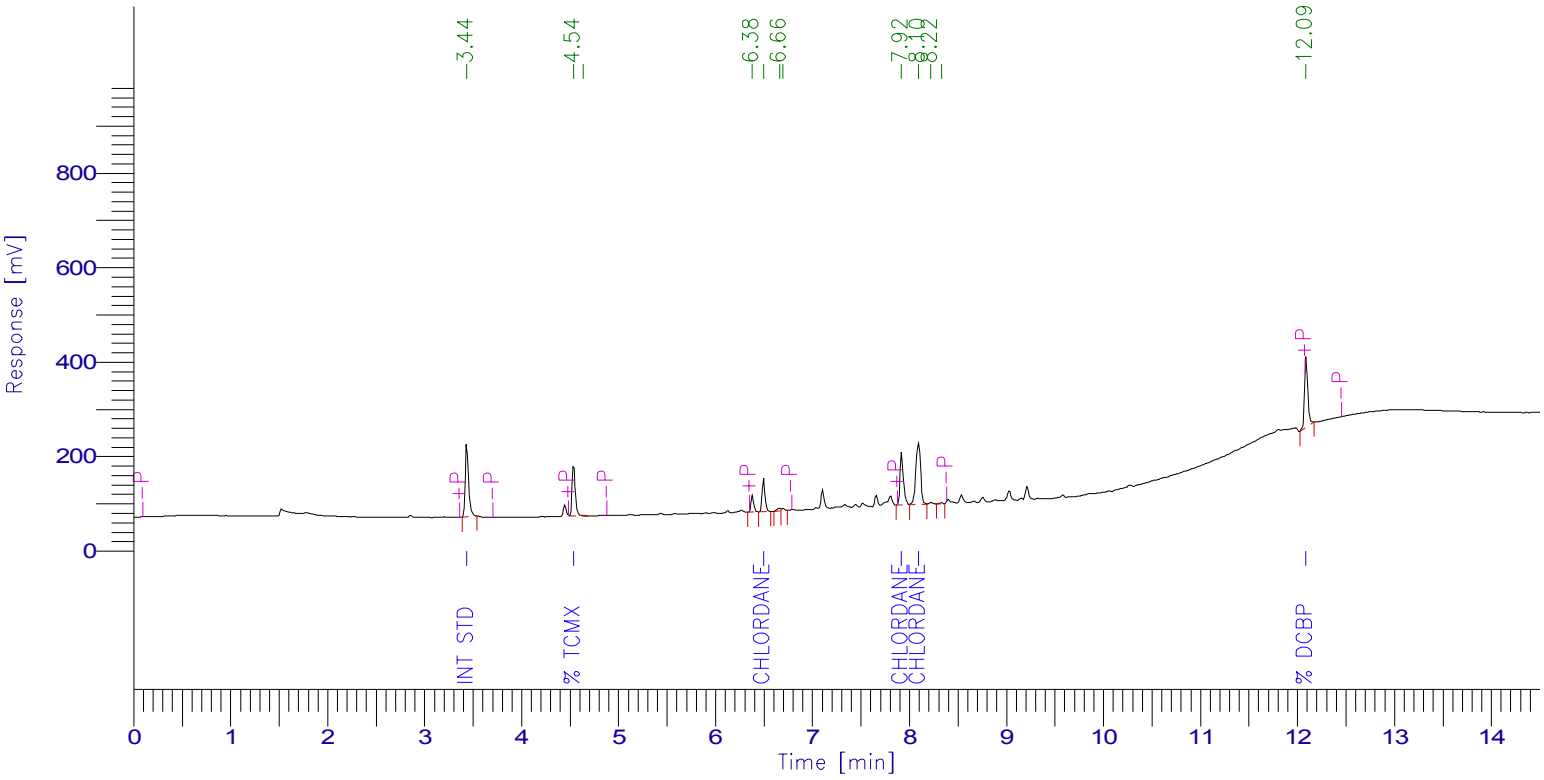

Chlordane Report

Peak #	Time [min]	Component Name	Raw Amount	Multiplier	Adjusted Amt for Labworks	Area [µV·s]
1	3.438	Int Std	100.0000	1.0000	100.0000	364313.69
2	4.539	% TCMX	66.8994	1.0000	66.8994	246796.41
	8.095	Chlordane	314.5670	1.0000	314.5670	863861.34
12	12.089	% DCBP	68.5080	1.0000	68.5080	357019.20
			549.9744	4.0000	549.9744	1831990.64

Group Report For : Chlordane

Peak #	Time [min]	Component Name	Raw Amount	Multiplier	Adjusted Amt for Labworks	Area [µV·s]
5	6.498	Chlordane-1	316.4678	1.0000	316.4678	141866.02
8	7.920	Chlordane-2	307.0289	1.0000	307.0289	277746.40
9	8.095	Chlordane-3	318.8498	1.0000	318.8498	444248.92
			942.3465	3.0000	942.3465	863861.34

Client Id: Chlordane Standard

Software Version: 4.1<1L22>
Date: 7/13/2017 11:15 AM
Sample Name : c300;14m
Data File : E:\TC2017\ECD7\07-JUL\713B006.RAW Date: 7/13/2017 09:52 AM
Sequence File: E:\TC2017\ECD7\07-JUL\PEST_SEQ.SEQ Cycle: 204 Channel : B
Instrument : AUTO_ECD7 Rack/Vial: 0/0 Operator: CW
Sample Amount : 1.0000 Dilution Factor : 1.00

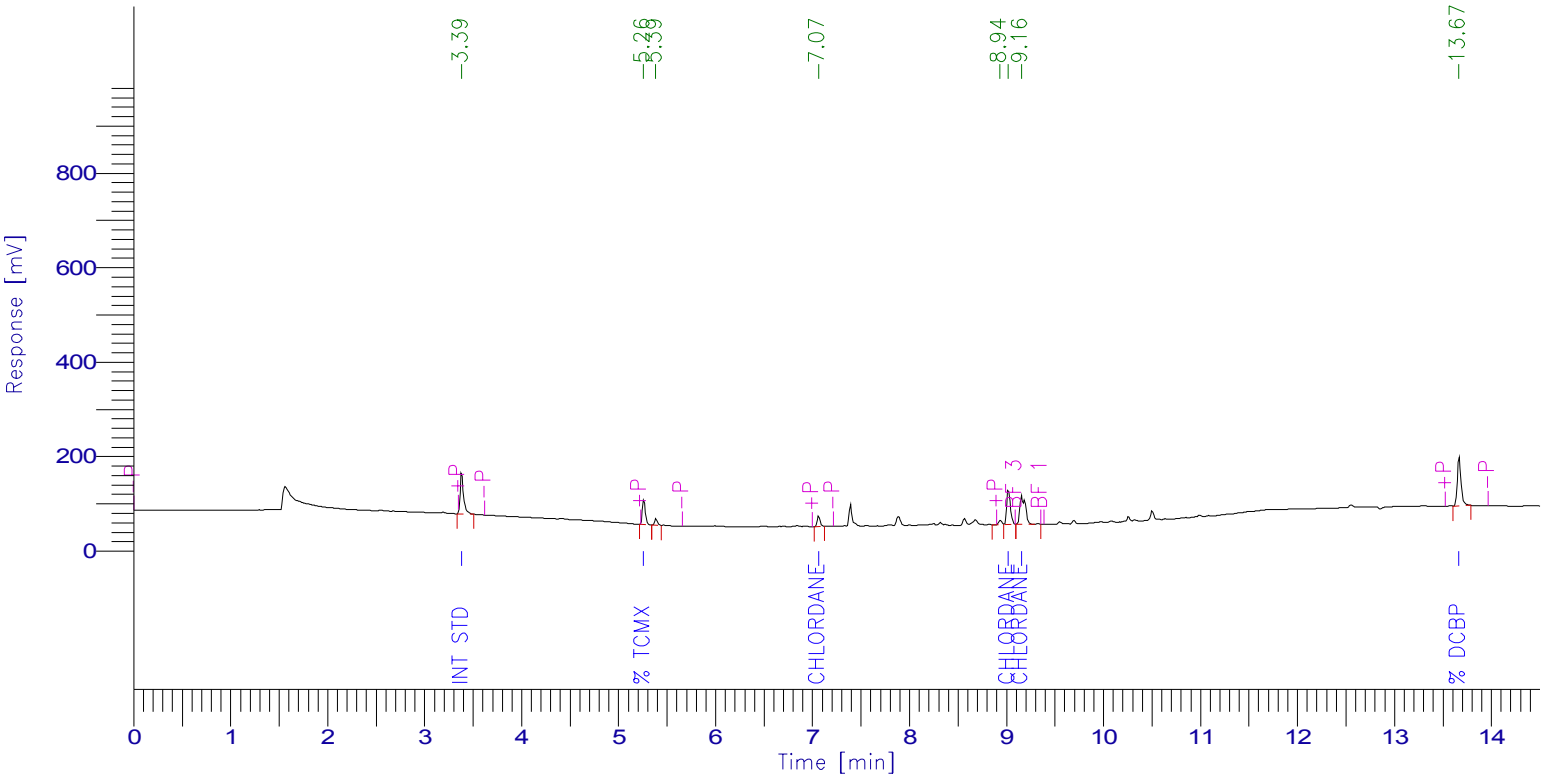

Chlordane Report

Peak #	Time [min]	Component Name	Raw Amount	Multiplier	Adjusted Amt for Labworks	Area [µV·s]
1	3.386	Int Std	100.0000	1.0000	100.0000	214577.46
2	5.263	% TCMX	67.5489	1.0000	67.5489	114753.52
	9.020	Chlordane	316.1692	1.0000	316.1692	474482.68
8	13.666	% DCBP	76.2622	1.0000	76.2622	283318.82
			559.9803	4.0000	559.9803	1087132.47

Group Report For : Chlordane

Peak #	Time [min]	Component Name	Raw Amount	Multiplier	Adjusted Amt for Labworks	Area [µV·s]
4	7.065	Chlordane-1	280.7490	1.0000	280.7490	45803.46
6	9.020	Chlordane-2	319.7805	1.0000	319.7805	191247.09
7	9.155	Chlordane-3	327.3843	1.0000	327.3843	237432.13
			927.9138	3.0000	927.9138	474482.68

Client Id: Toxaphene Standard

Software Version: 4.1<1L22>
Date: 7/13/2017 11:16 AM
Sample Name : tox 1000;14g
Data File : E:\TC2017\ECD7\07-JUL\713A007.RAW Date: 7/13/2017 10:12 AM
Sequence File: E:\TC2017\ECD7\07-JUL\PEST_SEQ.SEQ Cycle: 205 Channel : A
Instrument : AUTO_ECD7 Rack/Vial: 0/0 Operator: CW
Sample Amount : 1.0000 Dilution Factor : 1.00

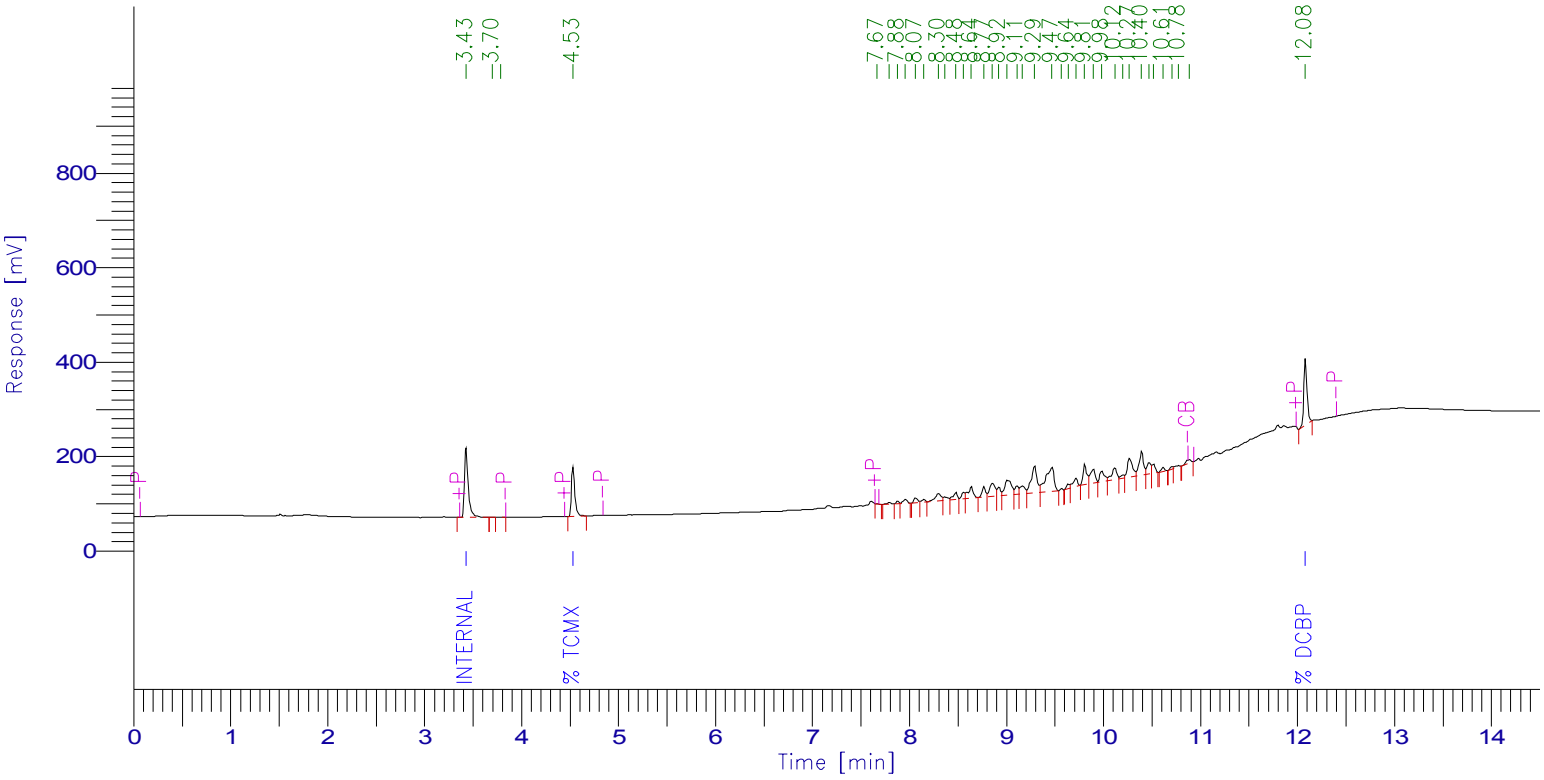

Toxaphene Timed Report

Peak #	Time [min]	Component Name	Raw Amount	Area [µV·s]
1	3.431	Internal standard	100.0000	398901.72
4	4.534	% TCMX	60.0854	252194.62
	9.250	Toxaphene	1010.5307	2425698.09
40	12.081	% DCBP	52.8867	336295.45
			1223.5028	3413089.87

Client Id: Toxaphene Standard

Software Version: 4.1<1L22>
Date: 7/13/2017 11:15 AM
Sample Name : tox 1000;14g
Data File : E:\TC2017\ECD7\07-JUL\713B007.RAW Date: 7/13/2017 10:12 AM
Sequence File: E:\TC2017\ECD7\07-JUL\PEST_SEQ.SEQ Cycle: 205 Channel : B
Instrument : AUTO_ECD7 Rack/Vial: 0/0 Operator: CW
Sample Amount : 1.0000 Dilution Factor : 1.00

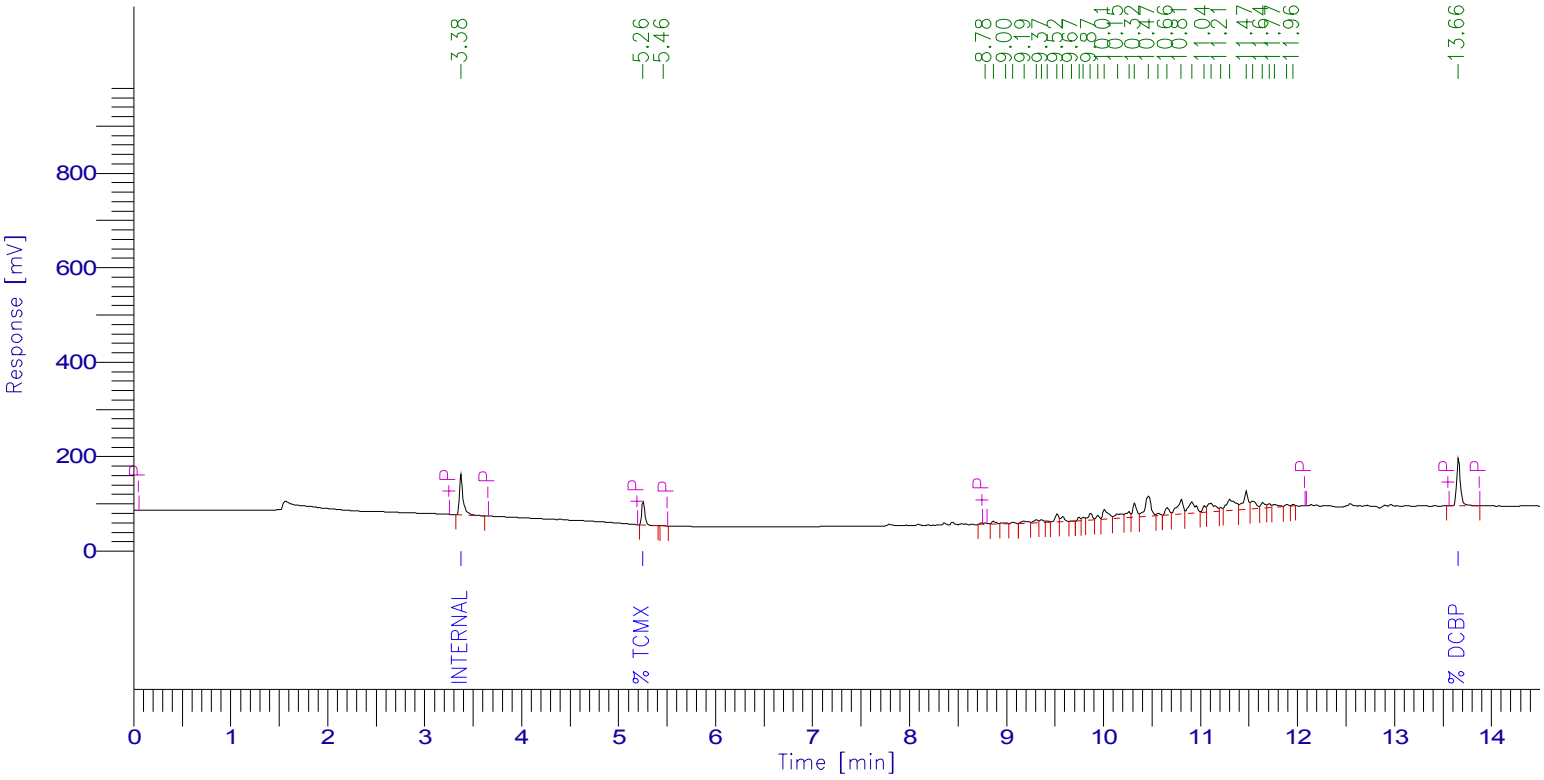

Toxaphene Timed Report

Peak #	Time [min]	Component Name	Raw Amount	Area [µV·s]
1	3.379	Internal standard	100.0000	227199.74
2	5.258	% TCMX	59.8300	112886.04
	10.450	Toxaphene	1038.6896	1673359.02
39	13.659	% DCBP	65.9986	276332.90
			1264.5181	2289777.70

Client Id: Chlordane Standard

Software Version: 4.1<1L22>
Date: 7/14/2017 10:10 AM
Sample Name : c300;14n
Data File : E:\TC2017\ECD7\07-JUL\714A006.RAW Date: 7/14/2017 09:44 AM
Sequence File: E:\TC2017\ECD7\07-JUL\PEST_SEQ.SEQ Cycle: 244 Channel : A
Instrument : AUTO_ECD7 Rack/Vial: 0/0 Operator: CW
Sample Amount : 1.0000 Dilution Factor : 1.00

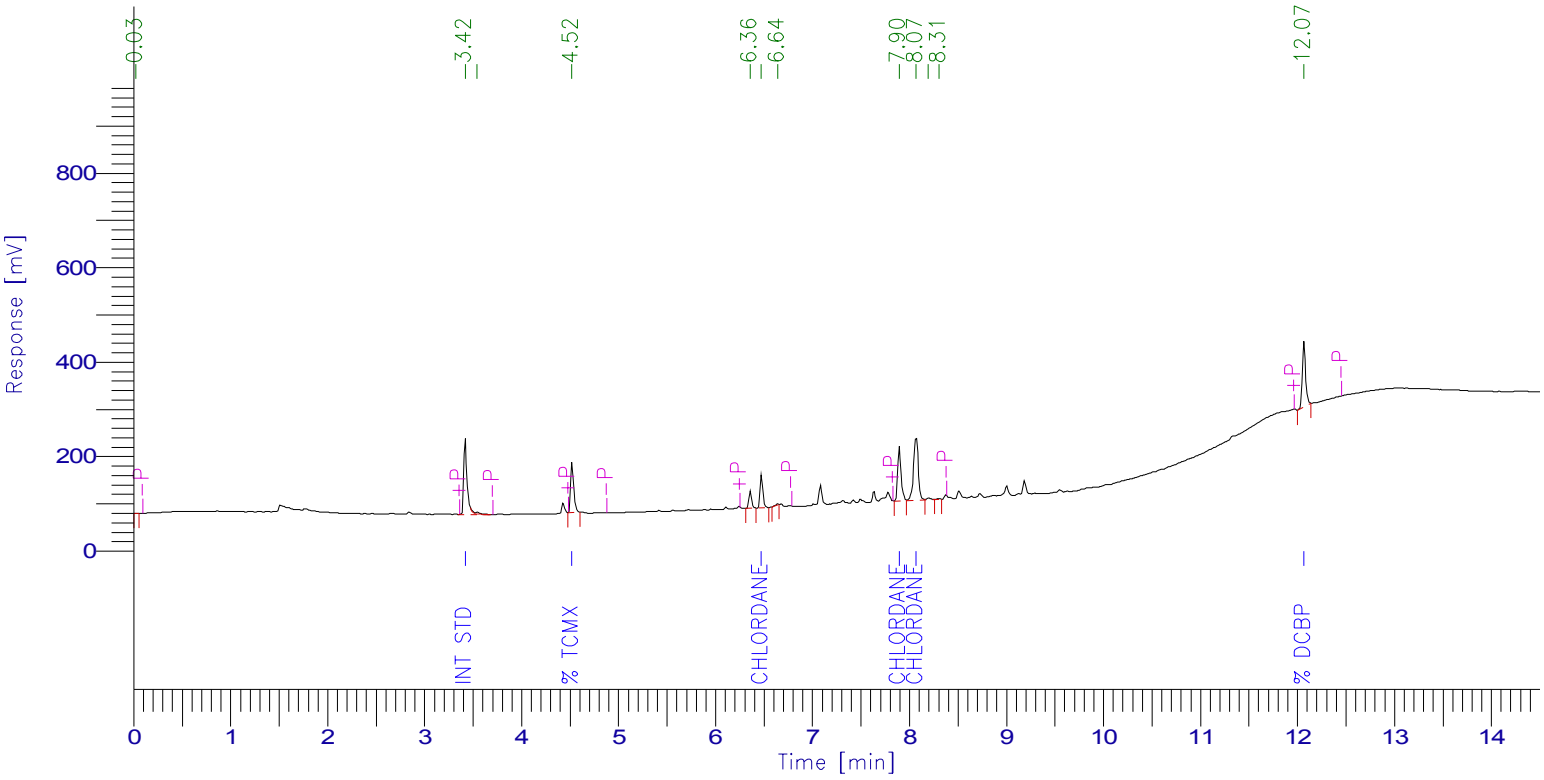

Chlordane Report

Peak #	Time [min]	Component Name	Raw Amount	Multiplier	Adjusted Amt for Labworks	Area [µV·s]
2	3.424	Int Std	100.0000	1.0000	100.0000	379515.36
4	4.523	% TCMX	63.2746	1.0000	63.2746	243164.53
	8.072	Chlordane	308.7171	1.0000	308.7171	883172.19
12	12.067	% DCBP	61.8221	1.0000	61.8221	335620.03
			533.8138	4.0000	533.8138	1841472.10

Group Report For : Chlordane

Peak #	Time [min]	Component Name	Raw Amount	Multiplier	Adjusted Amt for Labworks	Area [µV·s]
6	6.476	Chlordane-1	309.6003	1.0000	309.6003	144578.63
8	7.896	Chlordane-2	300.2351	1.0000	300.2351	282933.63
9	8.072	Chlordane-3	313.9400	1.0000	313.9400	455659.93
			923.7755	3.0000	923.7755	883172.19

Client Id: Chlordane Standard

Software Version: 4.1<1L22>
Date: 7/14/2017 10:11 AM
Sample Name : c300;14n
Data File : E:\TC2017\ECD7\07-JUL\714B006.RAW Date: 7/14/2017 09:44 AM
Sequence File: E:\TC2017\ECD7\07-JUL\PEST_SEQ.SEQ Cycle: 244 Channel : B
Instrument : AUTO_ECD7 Rack/Vial: 0/0 Operator: CW
Sample Amount : 1.0000 Dilution Factor : 1.00

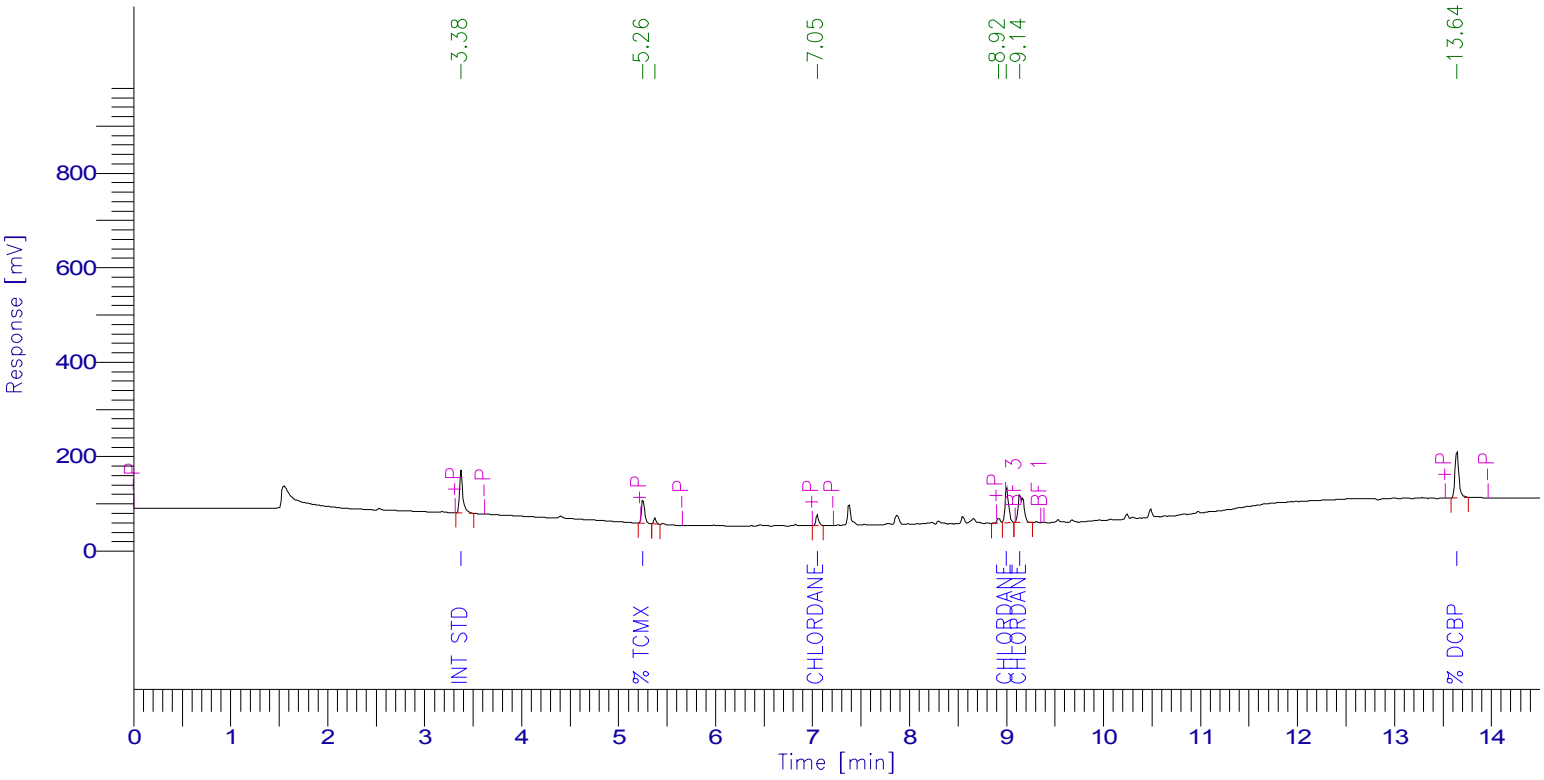

Chlordane Report

Peak #	Time [min]	Component Name	Raw Amount	Multiplier	Adjusted Amt for Labworks	Area [µV·s]
1	3.380	Int Std	100.0000	1.0000	100.0000	222176.37
2	5.255	% TCMX	65.7614	1.0000	65.7614	115673.17
	9.004	Chlordane	308.1950	1.0000	308.1950	478894.84
8	13.643	% DCBP	71.0187	1.0000	71.0187	273182.13
			544.9751	4.0000	544.9751	1089926.51

Group Report For : Chlordane

Peak #	Time [min]	Component Name	Raw Amount	Multiplier	Adjusted Amt for Labworks	Area [µV·s]
4	7.052	Chlordane-1	285.8174	1.0000	285.8174	48281.69
6	9.004	Chlordane-2	312.9083	1.0000	312.9083	193764.24
7	9.137	Chlordane-3	315.4103	1.0000	315.4103	236848.91
			914.1360	3.0000	914.1360	478894.84

Client Id: Toxaphene Standard

Software Version: 4.1<1L22>
Date: 7/17/2017 07:41 AM
Sample Name : tox 1000;14g
Data File : E:\TC2017\ECD7\07-JUL\714A038.RAW Date: 7/14/2017 09:59 PM
Sequence File: E:\TC2017\ECD7\07-JUL\PEST_SEQ.SEQ Cycle: 276 Channel : A
Instrument : AUTO_ECD7 Rack/Vial: 0/0 Operator: CW
Sample Amount : 1.0000 Dilution Factor : 1.00

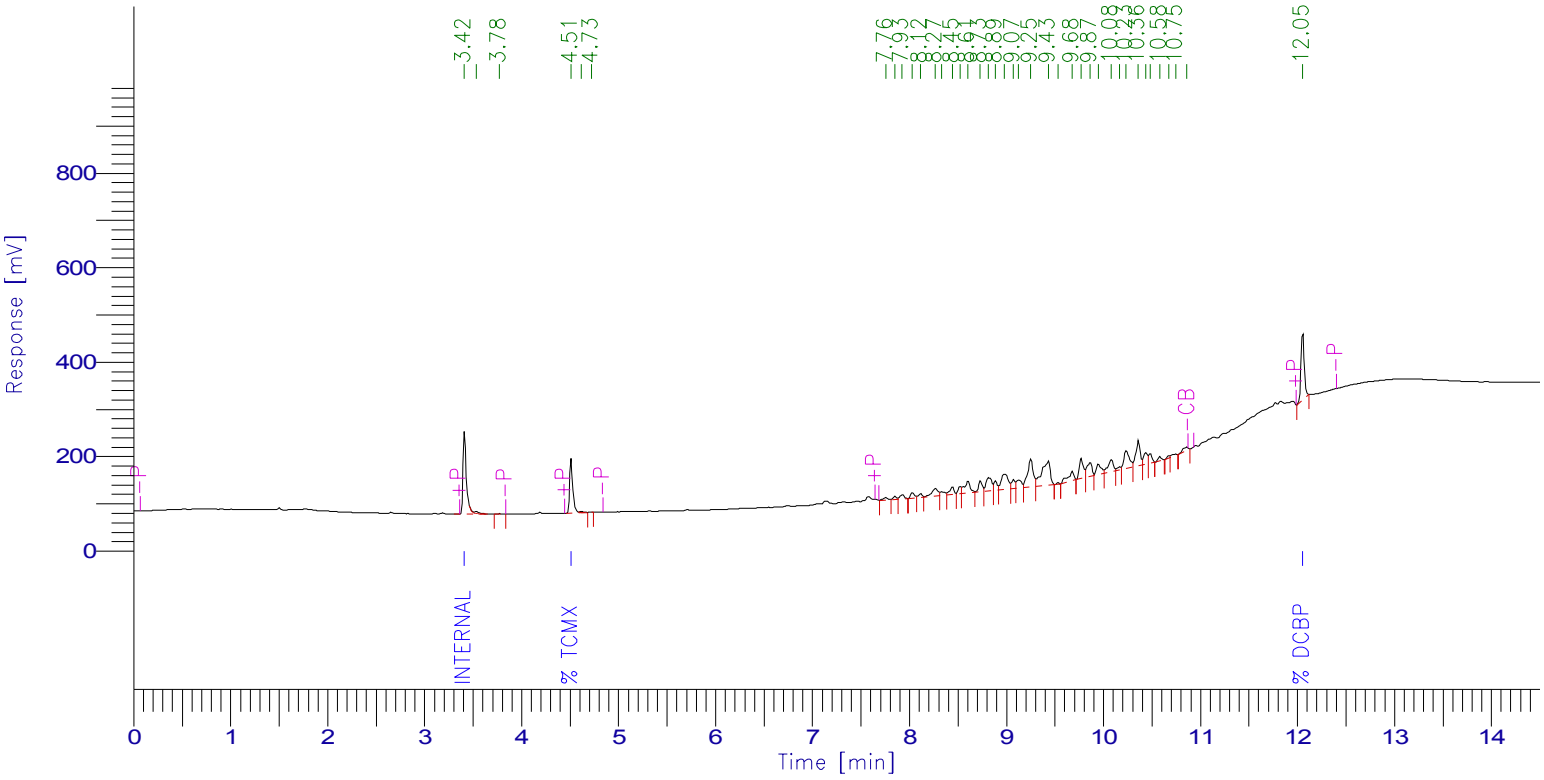

Toxaphene Timed Report

Peak #	Time [min]	Component Name	Raw Amount	Area [µV·s]
1	3.416	Internal standard	100.0000	409124.51
4	4.514	% TCMX	61.5585	264999.14
	9.250	Toxaphene	1034.2689	2546304.04
40	12.053	% DCBP	52.8225	344495.51
			1248.6499	3564923.20

Client Id: Toxaphene Standard

Software Version: 4.1<1L22>
Date: 7/17/2017 07:42 AM
Sample Name : tox 1000;14g
Data File : E:\TC2017\ECD7\07-JUL\714B038.RAW Date: 7/14/2017 09:59 PM
Sequence File: E:\TC2017\ECD7\07-JUL\PEST_SEQ.SEQ Cycle: 276 Channel : B
Instrument : AUTO_ECD7 Rack/Vial: 0/0 Operator: CW
Sample Amount : 1.0000 Dilution Factor : 1.00

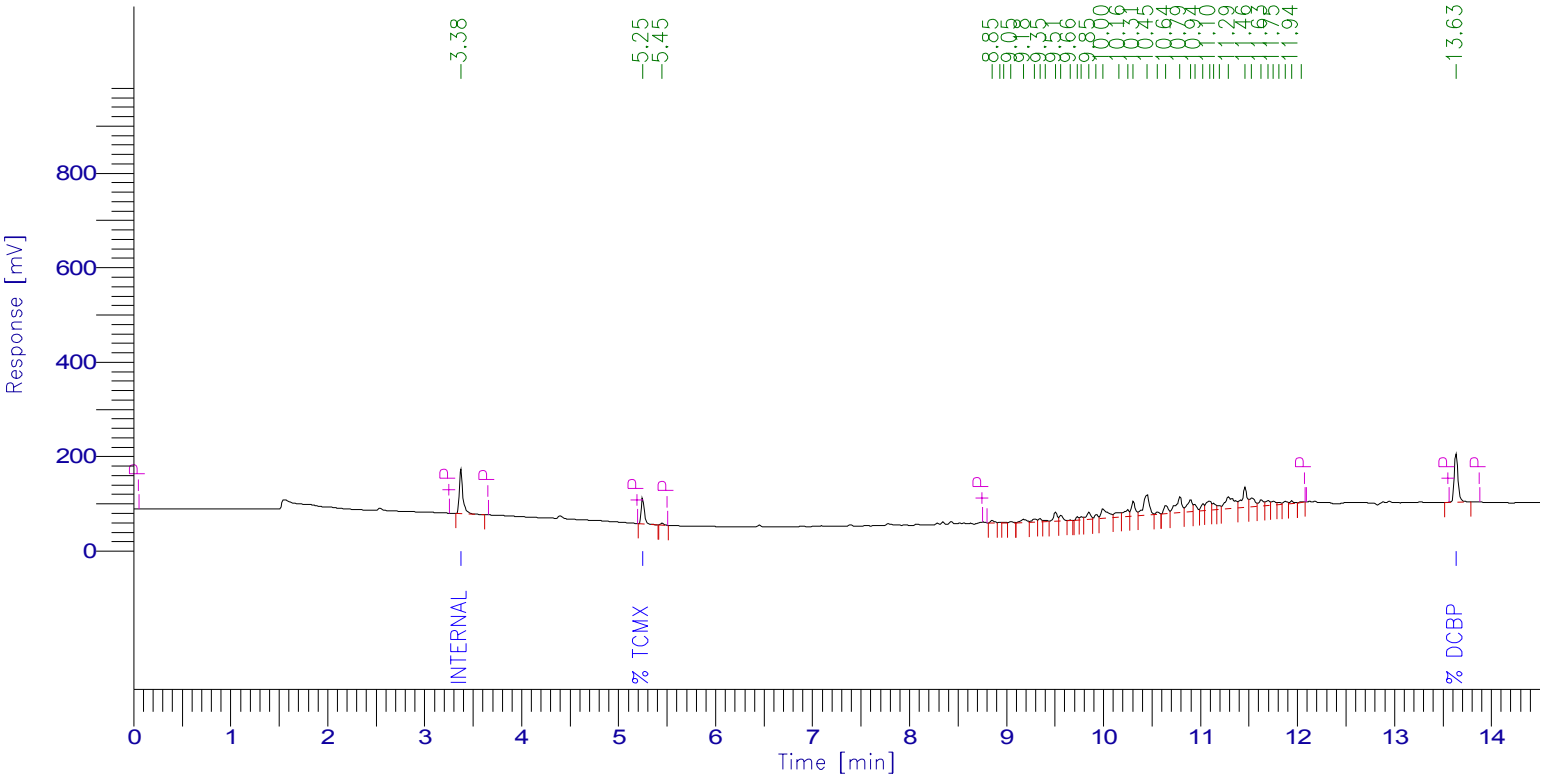

Toxaphene Timed Report

Peak #	Time [min]	Component Name	Raw Amount	Area [µV·s]
1	3.379	Internal standard	100.0000	246303.45
2	5.252	% TCMX	58.1490	118939.50
	10.450	Toxaphene	1038.7961	1814246.76
43	13.634	% DCBP	62.7024	284606.27
			1259.6475	2464095.97

1D

PESTICIDE ORGANICS ANALYSIS DATA SHEET

CLIENT SAMPLE NO.

BY54998 LCS

Lab Name: Phoenix Environmental Client: NETC

Lab Code: Phoenix Instr: ECD7 Column.: CLP 1 0.32 SDG No.: GBY54991

Matrix: (soil/water) SOIL Lab Sample ID: BY54998 LCS

Sample wt/vol: 15 (g/mL) g Lab File ID: 713A019

% Moisture: n.a. decanted: (Y/N) N Date Received: 07/07/17

Extraction: (SepF/Cont/ASE) 3545 Date Extracted: 07/12/17

Concentrated Extract Volume: 5000 (uL) Date Analyzed: 07/13/17

Injection Volume: 1 (ul) Dilution Factor: 2

CONCENTRATION UNITS:
(mg/L or mg/Kg) ug/Kg

CAS NO.	COMPOUND	CF	CONC	P/C	Q	MDL	PQL
319-84-6	alpha-BHC	2.307	26.4	P		1.0	1.0
319-85-7	beta-BHC	1.026	27.7	P		1.0	1.0
319-86-8	delta-BHC	2.253	24.9	P		3.3	3.3
58-89-9	gamma-BHC (Lindane)	2.199	27.9	P		1.0	1.0
76-44-8	Heptachlor	2.500	25.3	P		3.3	3.3
309-00-2	Aldrin	2.179	25.6	P		1.0	1.0
1024-57-3	Heptachlor Epoxide	2.079	26.0	P		3.3	3.3
959-98-8	Endosulfan I	2.007	26.0	P		3.3	3.3
60-57-1	Dieldrin	2.068	25.4	P		1.0	1.0
72-55-9	4,4' -DDE	1.890	26.2	P		1.7	1.7
72-20-8	Endrin	1.886	26.1	P		3.3	3.3
33213-65-9	Endosulfan II	1.815	25.2	P		3.3	3.3
72-54-8	4,4' -DDD	1.349	26.2	P		1.7	1.7
1031-07-8	Endosulfan Sulfate	1.704	23.9	P		3.3	3.3
50-29-3	4,4' -DDT	1.540	27.3	P		1.7	1.7
72-43-5	Methoxychlor	0.918	28.1	P		3.3	3.3
53494-70-5	Endrin ketone	2.006	24.8	P		3.3	3.3
7421-93-4	Endrin Aldehyde	1.527	21.8	P		3.3	3.3
8001-35-2	Toxaphene	NA	130	P	U	130	130
5103-71-9	alpha-Chlordane	2.041	26.1	P		3.3	3.3
5103-74-2	gamma-Chlordane	2.074	26.2	P		3.3	3.3
57-74-9	Chlordane	NA	26.2	P		33	33
2051-24-3	Decachlorobiphenyl	1.819	77	P		%	%
877-09-8	Tetrachloro-m-xylene	1.121	83	P		%	%

319-84-6 Sample Result Calc: ((39.5544raw * 2df * 5fv) / (15wt-vol * 1%sol) = 26.4

Both channels need to have the compound detected for a concentration to be reported on either channel.
U1=Due to matrix interference and/or the presence of a large amount of non-target material, the reporting level for this compound has been elevated.
U2=The presence of this compound was not confirmed by the analyst based on the characteristic pattern matching of multi-component parameters, retention time, and/or peak shape.

P/C: P=Primary Result C=Confirmation Result X=Not Used CF=Calculated Calibration/Response Factor MC=Multi-Component

1D

PESTICIDE ORGANICS ANALYSIS DATA SHEET

CLIENT SAMPLE NO.

BY54998 LCS

Lab Name: Phoenix Environmental Client: NETC

Lab Code: Phoenix Instr: ECD7 Column.: RTX-440 0.32 SDG No.: GBY54991

Matrix: (soil/water) SOIL Lab Sample ID: BY54998 LCS

Sample wt/vol: 15 (g/mL) g Lab File ID: 713B019

% Moisture: n.a. decanted: (Y/N) N Date Received: 07/07/17

Extraction: (SepF/Cont/ASE) 3545 Date Extracted: 07/12/17

Concentrated Extract Volume: 5000 (uL) Date Analyzed: 07/13/17

Injection Volume: 1 (ul) Dilution Factor: 2

CONCENTRATION UNITS:
(mg/L or mg/Kg) ug/Kg

CAS NO.	COMPOUND	CF	CONC	P/C	Q	MDL	PQL
319-84-6	alpha-BHC	2.270	27.7	C		1.0	1.0
319-85-7	beta-BHC	1.015	28.3	C		1.0	1.0
319-86-8	delta-BHC	2.289	24.8	C		3.3	3.3
58-89-9	gamma-BHC (Lindane)	2.377	26.9	C		1.0	1.0
76-44-8	Heptachlor	2.631	26.4	C		3.3	3.3
309-00-2	Aldrin	2.345	26.6	C		1.0	1.0
1024-57-3	Heptachlor Epoxide	2.297	26.7	C		3.3	3.3
959-98-8	Endosulfan I	2.308	24.8	C		3.3	3.3
60-57-1	Dieldrin	2.088	28.0	C		1.0	1.0
72-55-9	4,4' -DDE	2.120	27.3	C		1.7	1.7
72-20-8	Endrin	2.001	27.9	C		3.3	3.3
33213-65-9	Endosulfan II	2.092	25.8	C		3.3	3.3
72-54-8	4,4' -DDD	1.435	25.5	C		1.7	1.7
1031-07-8	Endosulfan Sulfate	2.007	26.6	C		3.3	3.3
50-29-3	4,4' -DDT	1.620	28.2	C		1.7	1.7
72-43-5	Methoxychlor	1.002	25.8	C		3.3	3.3
53494-70-5	Endrin ketone	2.275	25.0	C		3.3	3.3
7421-93-4	Endrin Aldehyde	1.686	23.7	C		3.3	3.3
8001-35-2	Toxaphene	NA	130	C	U	130	130
5103-71-9	alpha-Chlordane	2.174	28.7	C		3.3	3.3
5103-74-2	gamma-Chlordane	2.265	28.4	C		3.3	3.3
57-74-9	Chlordane	NA	28.4	C		33	33
2051-24-3	Decachlorobiphenyl	2.347	85	C		%	%
877-09-8	Tetrachloro-m-xylene	0.888	85	C		%	%

319-84-6 Sample Result Calc: ((41.5559raw * 2df * 5fv) / (15wt-vol * 1%sol) = 27.7

Both channels need to have the compound detected for a concentration to be reported on either channel.
U1=Due to matrix interference and/or the presence of a large amount of non-target material, the reporting level for this compound has been elevated.
U2=The presence of this compound was not confirmed by the analyst based on the characteristic pattern matching of multi-component parameters, retention time, and/or peak shape.

P/C: P=Primary Result C=Confirmation Result X=Not Used CF=Calculated Calibration/Response Factor MC=Multi-Component

FORM I PEST

10A

PESTICIDES CONFIRMATION SUMMARY FOR SINGLE COMPONENT ANALYTES

CLIENT SAMPLE NO

USB-2/S-3A LCS

Lab Name: Phoenix Environmental Labs Client: NETC

Lab Code: Phoenix Lab File ID: 713A019 | 713B019 SDG No.: GBY54991

Lab SampleID: BY54998 Instrument ID: ECD7 Date Analyzed: 7/13/17 15:06

GC Column(A): CLP 1 ID: 0.32 (mm) GC Column(B): RTX-440 ID: 0.32 (mm)

ANALYTE	COL	RT	RT WINDOW FROM	RT WINDOW TO	CALCULATED CONC	CF	%RPD	*
alpha-BHC	A	5.36	5.35	5.45	26.4	2.307	4.8	
	B	5.96	5.97	6.07	27.7	2.270		
beta-BHC	A	5.95	5.94	6.04	27.7	1.026	2.1	
	B	6.80	6.81	6.91	28.3	1.015		
delta-BHC	A	6.20	6.20	6.30	24.9	2.253	0.4	
	B	7.15	7.17	7.27	24.8	2.289		
gamma-BHC (Lindane)	A	5.82	5.81	5.91	27.9	2.199	3.6	
	B	6.47	6.49	6.59	26.9	2.377		
Heptachlor	A	6.49	6.48	6.58	25.3	2.500	4.3	
	B	7.39	7.41	7.51	26.4	2.631		
Aldrin	A	6.90	6.90	7.00	25.6	2.179	3.8	
	B	7.90	7.92	8.02	26.6	2.345		
Heptachlor Epoxide	A	7.74	7.72	7.86	26.0	2.079	2.7	
	B	8.58	8.60	8.74	26.7	2.297		
Endosulfan I	A	8.29	8.27	8.41	26.0	2.007	4.7	
	B	9.20	9.22	9.36	24.8	2.308		
Dieldrin	A	8.63	8.62	8.76	25.4	2.068	9.7	
	B	9.67	9.69	9.83	28.0	2.088		
4,4' -DDE	A	8.21	8.19	8.33	26.2	1.890	4.1	
	B	9.50	9.52	9.66	27.3	2.120		
Endrin	A	8.97	8.96	9.10	26.1	1.886	6.7	
	B	10.04	10.05	10.19	27.9	2.001		
Endosulfan II	A	9.31	9.30	9.44	25.2	1.815	2.4	
	B	10.38	10.39	10.53	25.8	2.092		
4,4' -DDD	A	9.07	9.06	9.20	26.2	1.349	2.7	
	B	10.33	10.34	10.48	25.5	1.435		
Endosulfan Sulfate	A	10.53	10.51	10.65	23.9	1.704	10.7	
	B	10.92	10.94	11.08	26.6	2.007		
4,4' -DDT	A	9.49	9.48	9.62	27.3	1.540	3.2	
	B	10.80	10.81	10.95	28.2	1.620		
Methoxychlor	A	10.20	10.18	10.32	28.1	0.918	8.5	
	B	11.48	11.50	11.64	25.8	1.002		
Endrin ketone	A	10.89	10.87	11.01	24.8	2.006	0.8	
	B	11.55	11.56	11.70	25.0	2.275		
Endrin Aldehyde	A	9.94	9.92	10.06	21.8	1.527	8.4	
	B	10.58	10.59	10.73	23.7	1.686		
alpha-Chlordane	A	8.10	8.08	8.22	26.1	2.041	9.5	
	B	9.15	9.17	9.31	28.7	2.174		
gamma-Chlordane	A	7.91	7.89	8.03	26.2	2.074	8.1	
	B	9.01	9.03	9.17	28.4	2.265		

%RPD must be less than or equal to 40% (*) Criteria exceeded.

NC - (No Criteria) %RPD is not calculated when either result is less than 2 times the reporting level.

CF = Calculated Calibration/Response Factor

FORM X Pesticides

Software Version: 4.1<1L22>
Date: 7/14/2017 07:45 AM
Sample Name : lcs 54998 2xc cu
Data File : E:\TC2017\ECD7\07-JUL\713A019.RAW Date: 7/13/2017 03:06 PM
Sequence File: E:\TC2017\ECD7\07-JUL\PEST_SEQ.SEQ Cycle: 217 Channel : A
Instrument : AUTO_ECD7 Rack/Vial: 0/0 Operator: CW
Sample Amount : 1.0000 Dilution Factor : 1.00

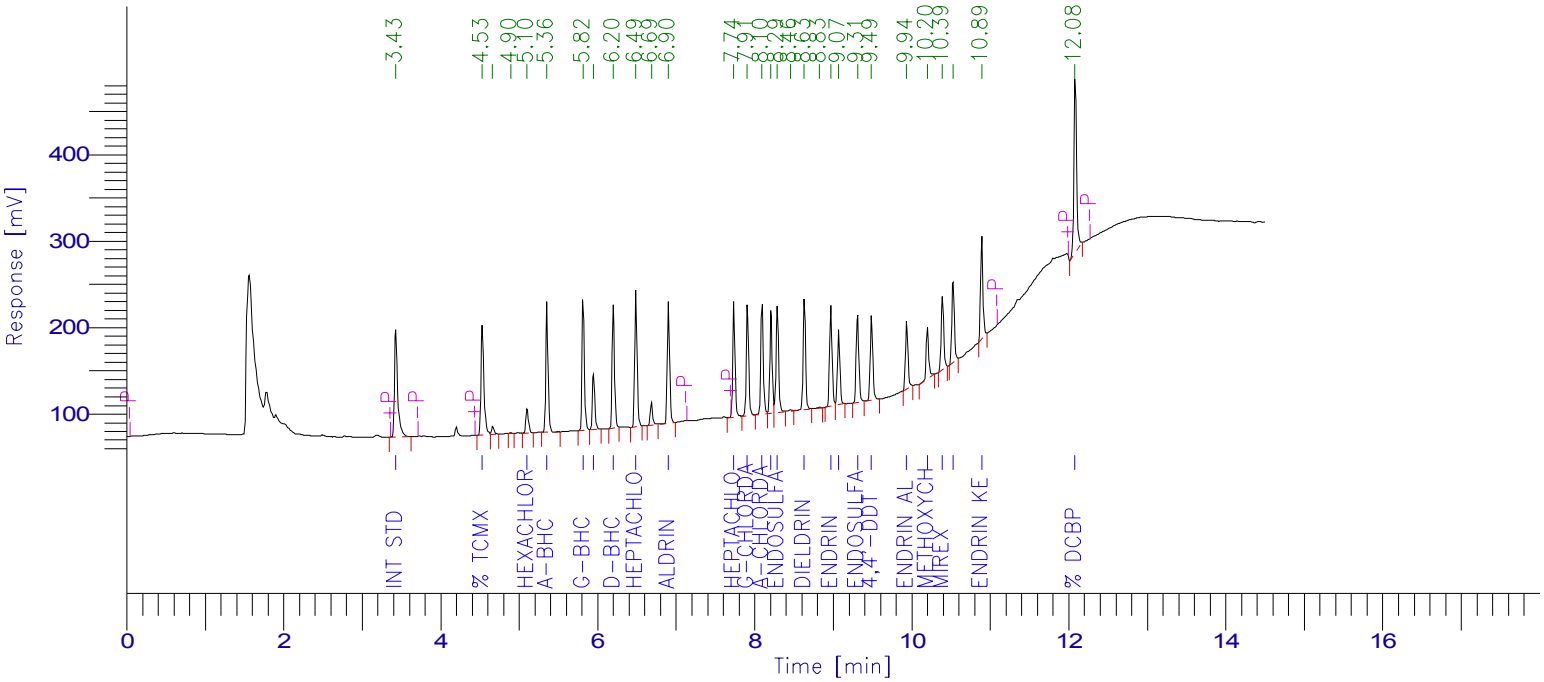

PESTICIDE REPORT

Peak #	Time [min]	Component Name	Raw Amount	Surrogate Recovery TCMX & DCBP	Multiplier	Adjusted Amount for Labowrks	Area [µV·s]
1	3.432	Int Std	100.0000	250.0000	1.0000	100.0000	350433.41
2	4.533	% TCMX	83.3018	208.2545	1.0000	83.3018	327361.26
5	5.104	Hexachlorobenzene	6.0284	15.0709	1.0000	6.0284	64948.46
6	5.356	a-BHC	39.5544	98.8861	1.0000	39.5544	319744.55
7	5.818	g-BHC	41.8243	104.5607	1.0000	41.8243	322231.75
8	5.950	b-BHC	41.5232	103.8081	1.0000	41.5232	149327.78
9	6.201	d-BHC	37.2807	93.2019	1.0000	37.2807	294293.85
10	6.489	Heptachlor	37.9318	94.8295	1.0000	37.9318	332330.34
12	6.904	Aldrin	38.3712	95.9279	1.0000	38.3712	293012.23
13	7.737	Heptachlor epoxide	38.9998	97.4996	1.0000	38.9998	284077.29
14	7.910	g-Chlordane	39.3177	98.2942	1.0000	39.3177	285726.02
15	8.096	a-Chlordane	39.1517	97.8791	1.0000	39.1517	280040.90
16	8.209	4,4'-DDE	39.3682	98.4204	1.0000	39.3682	260779.16
17	8.290	Endosulfan I	39.0506	97.6266	1.0000	39.0506	274702.16
19	8.633	Dieldrin	38.1355	95.3388	1.0000	38.1355	276343.94
21	8.972	Endrin	39.1638	97.9096	1.0000	39.1638	258832.90
22	9.071	4,4'-DDD	39.2902	98.2256	1.0000	39.2902	185703.58
23	9.311	Endosulfan II	37.7996	94.4989	1.0000	37.7996	240449.82
24	9.488	4,4'-DDT	40.9658	102.4146	1.0000	40.9658	221137.24
25	9.937	Endrin aldehyde	32.6405	81.6012	1.0000	32.6405	174652.36
26	10.201	Methoxychlor	42.1356	105.3391	1.0000	42.1356	135591.23
27	10.392	Mirex	34.5257	86.3142	1.0000	34.5257	192932.77
28	10.527	Endosulfan sulfate	35.8907	89.7267	1.0000	35.8907	214293.21
29	10.892	Endrin Ketone	37.1325	92.8312	1.0000	37.1325	260997.43
30	12.081	% DCBP	77.3496	193.3739	1.0000	77.3496	493132.83
				2691.8331	25.0000	1076.7333	6493076.48

Software Version: 4.1<1L22>
Date: 7/14/2017 07:43 AM
Sample Name : lcs 54998 2xc cu
Data File : E:\TC2017\ECD7\07-JUL\713B019.RAW Date: 7/13/2017 03:06 PM
Sequence File: E:\TC2017\ECD7\07-JUL\PEST_SEQ.SEQ Cycle: 217 Channel : B
Instrument : AUTO_ECD7 Rack/Vial: 0/0 Operator: CW
Sample Amount : 1.0000 Dilution Factor : 1.00

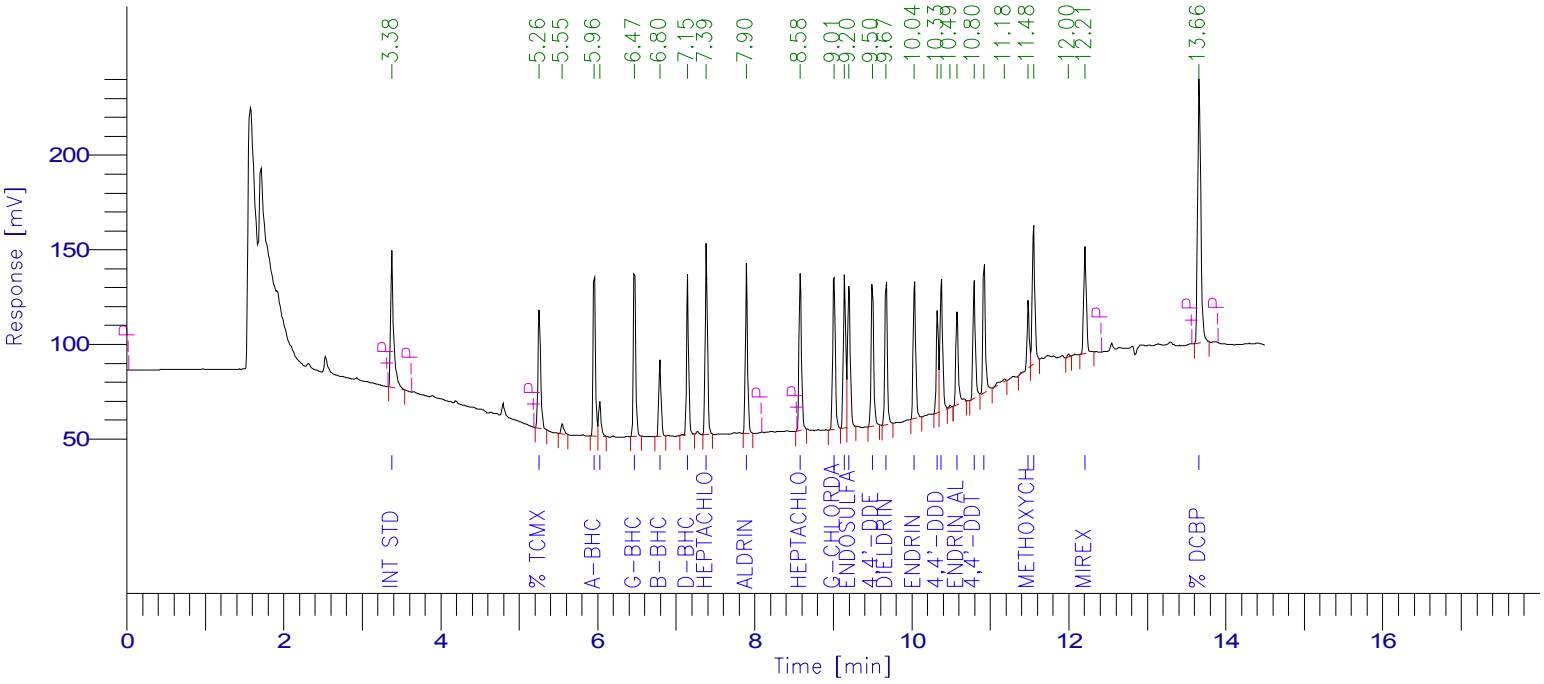

PESTICIDE REPORT

Peak #	Time [min]	Component Name	Raw Amount	Surrogate Recovery TCMX & DCBP	Multiplier	Adjusted Amount for Labowrks	Area [µV·s]
1	3.382	Int Std	100.0000	250.0000	1.0000	100.0000	193501.92
2	5.259	% TCMX	84.8020	212.0051	1.0000	84.8020	145741.35
4	5.960	a-BHC	41.5559	103.8899	1.0000	41.5559	182526.03
5	6.030	Hexachlorobenzene	5.6703	14.1758	1.0000	5.6703	36980.05
6	6.471	g-BHC	40.2941	100.7353	1.0000	40.2941	185346.03
7	6.795	b-BHC	42.5190	106.2975	1.0000	42.5190	83495.52
8	7.148	d-BHC	37.1281	92.8203	1.0000	37.1281	164471.83
9	7.386	Heptachlor	39.6688	99.1721	1.0000	39.6688	201942.38
10	7.897	Aldrin	39.9105	99.7762	1.0000	39.9105	181078.74
11	8.582	Heptachlor epoxide	40.0372	100.0929	1.0000	40.0372	177930.53
12	9.011	g-Chlordane	42.6488	106.6220	1.0000	42.6488	186898.51
13	9.146	a-Chlordane	43.0008	107.5020	1.0000	43.0008	180917.53
14	9.202	Endosulfan I	37.1276	92.8189	1.0000	37.1276	165787.98
15	9.499	4,4'-DDE	40.9754	102.4386	1.0000	40.9754	168115.87
16	9.674	Dieldrin	42.0359	105.0897	1.0000	42.0359	169843.79
17	10.036	Endrin	41.8019	104.5048	1.0000	41.8019	161827.46
18	10.329	4,4'-DDD	38.2382	95.5955	1.0000	38.2382	106150.45
19	10.378	Endosulfan II	38.7672	96.9180	1.0000	38.7672	156968.63
21	10.577	Endrin aldehyde	35.6103	89.0257	1.0000	35.6103	116149.81
22	10.796	4,4'-DDT	42.2706	105.6766	1.0000	42.2706	132497.96
23	10.923	Endosulfan sulfate	39.9316	99.8290	1.0000	39.9316	155104.52
25	11.483	Methoxychlor	38.6497	96.6242	1.0000	38.6497	74972.47
26	11.552	Endrin Ketone	37.5667	93.9168	1.0000	37.5667	165403.97
28	12.206	Mirex	38.6845	96.7112	1.0000	38.6845	130365.55
29	13.660	% DCBP	84.7709	211.9273	1.0000	84.7709	385007.99
				2784.1652	25.0000	1113.6661	4009026.85

1D

PESTICIDE ORGANICS ANALYSIS DATA SHEET

CLIENT SAMPLE NO.

BY54998 LCSD

Lab Name: Phoenix Environmental Client: NETC

Lab Code: Phoenix Instr: ECD7 Column.: CLP 1 0.32 SDG No.: GBY54991

Matrix: (soil/water) SOIL Lab Sample ID: BY54998 LCSD

Sample wt/vol: 15 (g/mL) g Lab File ID: 713A020

% Moisture: n.a. decanted: (Y/N) N Date Received: 07/07/17

Extraction: (SepF/Cont/ASE) 3545 Date Extracted: 07/12/17

Concentrated Extract Volume: 5000 (uL) Date Analyzed: 07/13/17

Injection Volume: 1 (ul) Dilution Factor: 2

CONCENTRATION UNITS:
(mg/L or mg/Kg) ug/Kg

CAS NO.	COMPOUND	CF	CONC	P/C	Q	MDL	PQL
319-84-6	alpha-BHC	2.307	15.2	P		1.0	1.0
319-85-7	beta-BHC	1.026	17.3	P		1.0	1.0
319-86-8	delta-BHC	2.253	14.6	P		3.3	3.3
58-89-9	gamma-BHC (Lindane)	2.199	16.3	P		1.0	1.0
76-44-8	Heptachlor	2.500	15.5	P		3.3	3.3
309-00-2	Aldrin	2.179	15.2	P		1.0	1.0
1024-57-3	Heptachlor Epoxide	2.079	16.1	P		3.3	3.3
959-98-8	Endosulfan I	2.007	15.8	P		3.3	3.3
60-57-1	Dieldrin	2.068	15.6	P		1.0	1.0
72-55-9	4,4' -DDE	1.890	16.2	P		1.7	1.7
72-20-8	Endrin	1.886	16.0	P		3.3	3.3
33213-65-9	Endosulfan II	1.815	14.9	P		3.3	3.3
72-54-8	4,4' -DDD	1.349	15.9	P		1.7	1.7
1031-07-8	Endosulfan Sulfate	1.704	14.8	P		3.3	3.3
50-29-3	4,4' -DDT	1.540	16.9	P		1.7	1.7
72-43-5	Methoxychlor	0.918	17.4	P		3.3	3.3
53494-70-5	Endrin ketone	2.006	15.3	P		3.3	3.3
7421-93-4	Endrin Aldehyde	1.527	12.5	C		3.3	3.3
8001-35-2	Toxaphene	NA	130	P	U	130	130
5103-71-9	alpha-Chlordane	2.041	16.2	P		3.3	3.3
5103-74-2	gamma-Chlordane	2.074	16.2	P		3.3	3.3
57-74-9	Chlordane	NA	16.2	P		33	33
2051-24-3	Decachlorobiphenyl	1.819	50	P		%	%
877-09-8	Tetrachloro-m-xylene	1.121	53	P		%	%

319-84-6 Sample Result Calc: ((22.725raw * 2df * 5fv) / (15wt-vol * 1%sol) = 15.2

Both channels need to have the compound detected for a concentration to be reported on either channel.
U1=Due to matrix interference and/or the presence of a large amount of non-target material, the reporting level for this compound has been elevated.
U2=The presence of this compound was not confirmed by the analyst based on the characteristic pattern matching of multi-component parameters, retention time, and/or peak shape.

P/C: P=Primary Result C=Confirmation Result X=Not Used CF=Calculated Calibration/Response Factor MC=Multi-Component

1D

PESTICIDE ORGANICS ANALYSIS DATA SHEET

CLIENT SAMPLE NO.

BY54998 LCSD

Lab Name: Phoenix Environmental Client: NETC

Lab Code: Phoenix Instr: ECD7 Column.: RTX-440 0.32 SDG No.: GBY54991

Matrix: (soil/water) SOIL Lab Sample ID: BY54998 LCSD

Sample wt/vol: 15 (g/mL) g Lab File ID: 713B020

% Moisture: n.a. decanted: (Y/N) N Date Received: 07/07/17

Extraction: (SepF/Cont/ASE) 3545 Date Extracted: 07/12/17

Concentrated Extract Volume: 5000 (uL) Date Analyzed: 07/13/17

Injection Volume: 1 (ul) Dilution Factor: 2

CONCENTRATION UNITS:
(mg/L or mg/Kg) ug/Kg

CAS NO.	COMPOUND	CF	CONC	P/C	Q	MDL	PQL
319-84-6	alpha-BHC	2.270	15.5	C		1.0	1.0
319-85-7	beta-BHC	1.015	17.4	C		1.0	1.0
319-86-8	delta-BHC	2.289	14.2	C		3.3	3.3
58-89-9	gamma-BHC (Lindane)	2.377	15.3	C		1.0	1.0
76-44-8	Heptachlor	2.631	15.5	C		3.3	3.3
309-00-2	Aldrin	2.345	15.5	C		1.0	1.0
1024-57-3	Heptachlor Epoxide	2.297	16.1	C		3.3	3.3
959-98-8	Endosulfan I	2.308	14.6	C		3.3	3.3
60-57-1	Dieldrin	2.088	16.5	C		1.0	1.0
72-55-9	4,4' -DDE	2.120	16.6	C		1.7	1.7
72-20-8	Endrin	2.001	16.9	C		3.3	3.3
33213-65-9	Endosulfan II	2.092	15.2	C		3.3	3.3
72-54-8	4,4' -DDD	1.435	15.5	C		1.7	1.7
1031-07-8	Endosulfan Sulfate	2.007	16.7	C		3.3	3.3
50-29-3	4,4' -DDT	1.620	17.6	C		1.7	1.7
72-43-5	Methoxychlor	1.002	18.4	C		3.3	3.3
53494-70-5	Endrin ketone	2.275	16.6	C		3.3	3.3
7421-93-4	Endrin Aldehyde	1.686	14.2	P		3.3	3.3
8001-35-2	Toxaphene	NA	130	C	U	130	130
5103-71-9	alpha-Chlordane	2.174	17.2	C		3.3	3.3
5103-74-2	gamma-Chlordane	2.265	17.5	C		3.3	3.3
57-74-9	Chlordane	NA	17.5	C		33	33
2051-24-3	Decachlorobiphenyl	2.347	55	C		%	%
877-09-8	Tetrachloro-m-xylene	0.888	53	C		%	%

319-84-6 Sample Result Calc: ((23.2043raw * 2df * 5fv) / (15wt-vol * 1%sol) = 15.5

Both channels need to have the compound detected for a concentration to be reported on either channel.
U1=Due to matrix interference and/or the presence of a large amount of non-target material, the reporting level for this compound has been elevated.
U2=The presence of this compound was not confirmed by the analyst based on the characteristic pattern matching of multi-component parameters, retention time, and/or peak shape.

P/C: P=Primary Result C=Confirmation Result X=Not Used CF=Calculated Calibration/Response Factor MC=Multi-Component

FORM I PEST

10A

PESTICIDES CONFIRMATION SUMMARY FOR SINGLE COMPONENT ANALYTES

CLIENT SAMPLE NO

USB-2/S-3A LCSD

Lab Name: Phoenix Environmental Labs Client: NETC

Lab Code: Phoenix Lab File ID: 713A020 | 713B020 SDG No.: GBY54991

Lab SampleID: BY54998 Instrument ID: ECD7 Date Analyzed: 7/13/17 15:26

GC Column(A): CLP 1 ID: 0.32 (mm) GC Column(B): RTX-440 ID: 0.32 (mm)

ANALYTE	COL	RT	RT WINDOW FROM	RT WINDOW TO	CALCULATED CONC	CF	%RPD	*
alpha-BHC	A	5.36	5.35	5.45	15.2	2.307	2.0	
	B	5.96	5.97	6.07	15.5	2.270		
beta-BHC	A	5.95	5.94	6.04	17.3	1.026	0.6	
	B	6.79	6.81	6.91	17.4	1.015		
delta-BHC	A	6.20	6.20	6.30	14.6	2.253	2.8	
	B	7.15	7.17	7.27	14.2	2.289		
gamma-BHC (Lindane)	A	5.82	5.81	5.91	16.3	2.199	6.3	
	B	6.47	6.49	6.59	15.3	2.377		
Heptachlor	A	6.49	6.48	6.58	15.5	2.500	0.0	
	B	7.39	7.41	7.51	15.5	2.631		
Aldrin	A	6.90	6.90	7.00	15.2	2.179	2.0	
	B	7.90	7.92	8.02	15.5	2.345		
Heptachlor Epoxide	A	7.74	7.72	7.86	16.1	2.079	0.0	
	B	8.58	8.60	8.74	16.1	2.297		
Endosulfan I	A	8.29	8.27	8.41	15.8	2.007	7.9	
	B	9.20	9.22	9.36	14.6	2.308		
Dieldrin	A	8.63	8.62	8.76	15.6	2.068	5.6	
	B	9.67	9.69	9.83	16.5	2.088		
4,4' -DDE	A	8.21	8.19	8.33	16.2	1.890	2.4	
	B	9.50	9.52	9.66	16.6	2.120		
Endrin	A	8.97	8.96	9.10	16.0	1.886	5.5	
	B	10.04	10.05	10.19	16.9	2.001		
Endosulfan II	A	9.31	9.30	9.44	14.9	1.815	2.0	
	B	10.38	10.39	10.53	15.2	2.092		
4,4' -DDD	A	9.07	9.06	9.20	15.9	1.349	2.5	
	B	10.33	10.34	10.48	15.5	1.435		
Endosulfan Sulfate	A	10.53	10.51	10.65	14.8	1.704	12.1	
	B	10.92	10.94	11.08	16.7	2.007		
4,4' -DDT	A	9.49	9.48	9.62	16.9	1.540	4.1	
	B	10.80	10.81	10.95	17.6	1.620		
Methoxychlor	A	10.20	10.18	10.32	17.4	0.918	5.6	
	B	11.48	11.50	11.64	18.4	1.002		
Endrin ketone	A	10.89	10.87	11.01	15.3	2.006	8.2	
	B	11.55	11.56	11.70	16.6	2.275		
Endrin Aldehyde	A	9.94	9.92	10.06	12.5	1.527	12.7	
	B	10.58	10.59	10.73	14.2	1.686		
alpha-Chlordane	A	8.10	8.08	8.22	16.2	2.041	6.0	
	B	9.15	9.17	9.31	17.2	2.174		
gamma-Chlordane	A	7.91	7.89	8.03	16.2	2.074	7.7	
	B	9.01	9.03	9.17	17.5	2.265		

%RPD must be less than or equal to 40% (*) Criteria exceeded.

NC - (No Criteria) %RPD is not calculated when either result is less than 2 times the reporting level.

CF = Calculated Calibration/Response Factor

FORM X Pesticides

Software Version: 4.1<1L22>
Date: 7/14/2017 07:45 AM
Sample Name : lcsd 54998 2xc cu
Data File : E:\TC2017\ECD7\07-JUL\713A020.RAW Date: 7/13/2017 03:26 PM
Sequence File: E:\TC2017\ECD7\07-JUL\PEST_SEQ.SEQ Cycle: 218 Channel : A
Instrument : AUTO_ECD7 Rack/Vial: 0/0 Operator: CW
Sample Amount : 1.0000 Dilution Factor : 1.00

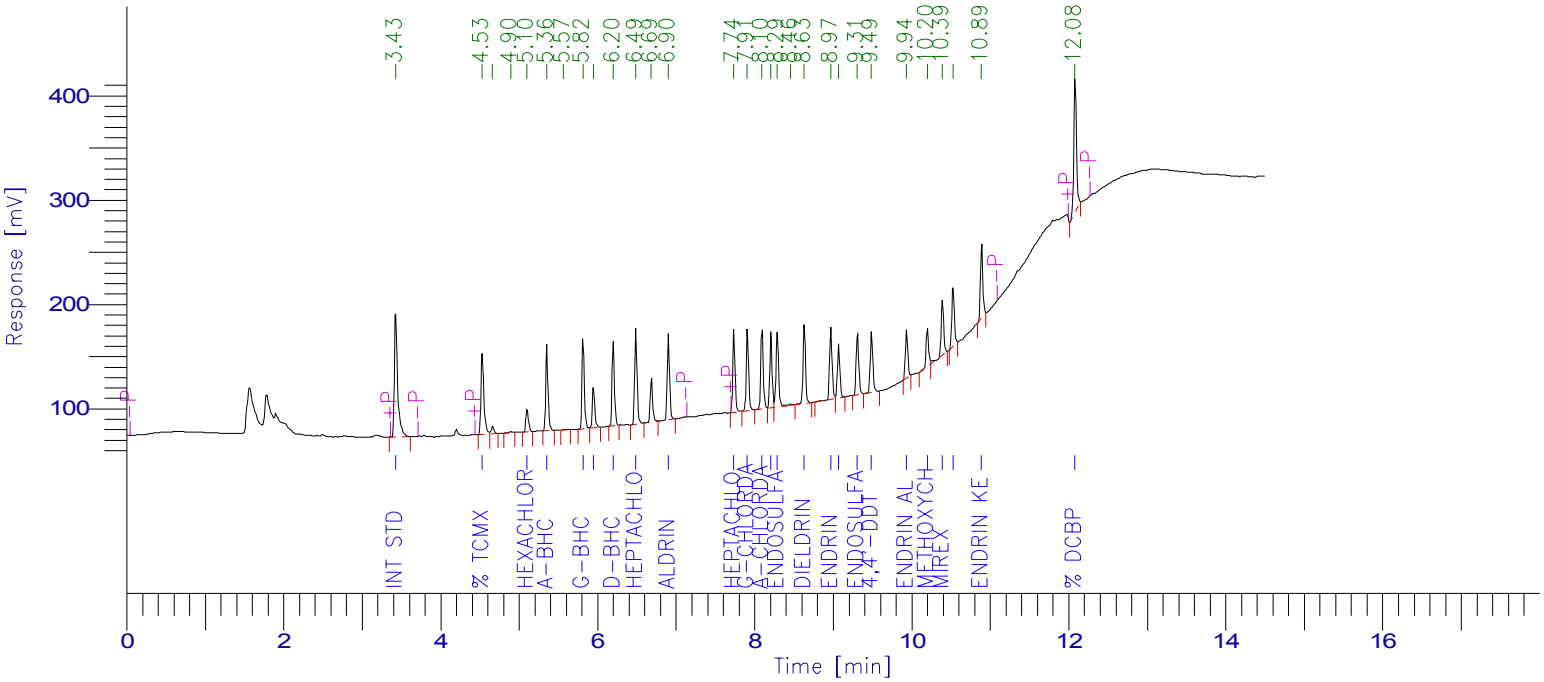

PESTICIDE REPORT

Peak #	Time [min]	Component Name	Raw Amount	Surrogate Recovery TCMX & DCBP	Multiplier	Adjusted Amount for Labowrks	Area [µV·s]
1	3.431	Int Std	100.0000	250.0000	1.0000	100.0000	340168.37
2	4.533	% TCMX	52.8074	132.0184	1.0000	52.8074	201444.67
5	5.104	Hexachlorobenzene	4.8306	12.0766	1.0000	4.8306	50519.85
6	5.355	a-BHC	22.7250	56.8125	1.0000	22.7250	178320.10
8	5.817	g-BHC	24.4720	61.1800	1.0000	24.4720	183019.84
9	5.949	b-BHC	25.9179	64.7948	1.0000	25.9179	90476.95
10	6.200	d-BHC	21.8602	54.6506	1.0000	21.8602	167509.60
11	6.488	Heptachlor	23.2465	58.1163	1.0000	23.2465	197702.84
13	6.904	Aldrin	22.8082	57.0205	1.0000	22.8082	169067.69
14	7.737	Heptachlor epoxide	24.1994	60.4984	1.0000	24.1994	171106.36
15	7.909	g-Chlordane	24.3228	60.8071	1.0000	24.3228	171579.09
16	8.096	a-Chlordane	24.3615	60.9037	1.0000	24.3615	169146.62
17	8.208	4,4'-DDE	24.3163	60.7907	1.0000	24.3163	156355.58
18	8.289	Endosulfan I	23.6438	59.1095	1.0000	23.6438	161450.53
20	8.632	Dieldrin	23.4415	58.6037	1.0000	23.4415	164889.97
21	8.972	Endrin	23.9573	59.8932	1.0000	23.9573	153695.26
22	9.070	4,4'-DDD	23.8338	59.5845	1.0000	23.8338	109349.55
23	9.311	Endosulfan II	22.3534	55.8836	1.0000	22.3534	138028.96
24	9.488	4,4'-DDT	25.3276	63.3189	1.0000	25.3276	132715.60
25	9.935	Endrin aldehyde	18.7071	46.7677	1.0000	18.7071	97165.49
26	10.201	Methoxychlor	26.0735	65.1839	1.0000	26.0735	81446.15
27	10.391	Mirex	22.7224	56.8060	1.0000	22.7224	123255.51
28	10.526	Endosulfan sulfate	22.1480	55.3701	1.0000	22.1480	128366.19
29	10.891	Endrin Ketone	23.0081	57.5203	1.0000	23.0081	156982.71
30	12.080	% DCBP	50.2945	125.7362	1.0000	50.2945	311253.83
				1753.4471	25.0000	701.3788	4005017.30

Software Version: 4.1<1L22>
Date: 7/14/2017 07:43 AM
Sample Name : lcsd 54998 2xc cu
Data File : E:\TC2017\ECD7\07-JUL\713B020.RAW Date: 7/13/2017 03:26 PM
Sequence File: E:\TC2017\ECD7\07-JUL\PEST_SEQ.SEQ Cycle: 218 Channel : B
Instrument : AUTO_ECD7 Rack/Vial: 0/0 Operator: CW
Sample Amount : 1.0000 Dilution Factor : 1.00

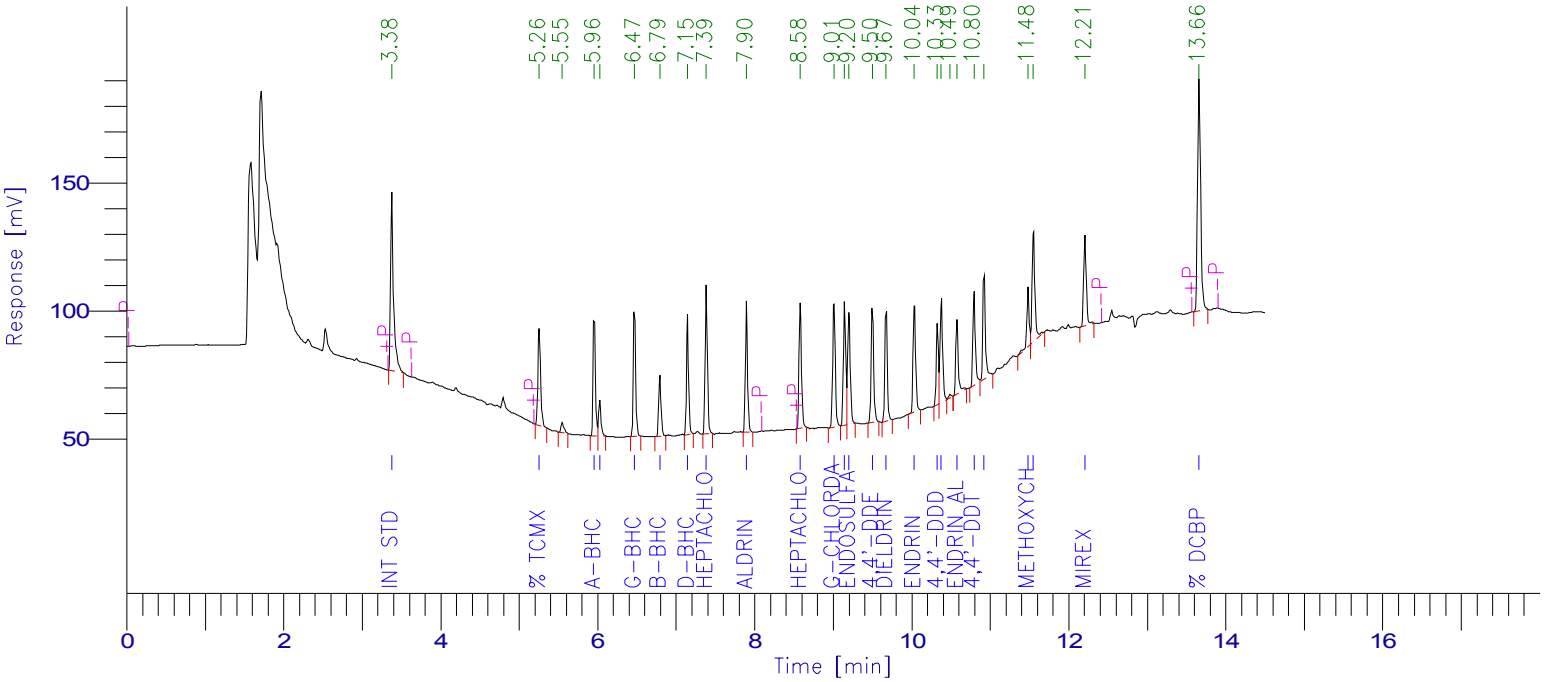

PESTICIDE REPORT

Peak #	Time [min]	Component Name	Raw Amount	Surrogate Recovery TCMX & DCBP	Multiplier	Adjusted Amount for Labowrks	Area [µV·s]
1	3.381	Int Std	100.0000	250.0000	1.0000	100.0000	188622.91
2	5.258	% TCMX	53.4642	133.6606	1.0000	53.4642	89567.22
4	5.959	a-BHC	23.2043	58.0108	1.0000	23.2043	99350.35
5	6.030	Hexachlorobenzene	4.2414	10.6034	1.0000	4.2414	26963.35
6	6.470	g-BHC	22.8814	57.2035	1.0000	22.8814	102596.67
7	6.794	b-BHC	26.0887	65.2217	1.0000	26.0887	49939.18
8	7.147	d-BHC	21.2872	53.2179	1.0000	21.2872	91921.25
9	7.385	Heptachlor	23.2190	58.0476	1.0000	23.2190	115220.87
10	7.897	Aldrin	23.2509	58.1272	1.0000	23.2509	102832.26
11	8.582	Heptachlor epoxide	24.1370	60.3425	1.0000	24.1370	104563.38
12	9.011	g-Chlordane	26.2967	65.7417	1.0000	26.2967	112333.54
13	9.146	a-Chlordane	25.8085	64.5212	1.0000	25.8085	105846.35
14	9.202	Endosulfan I	21.9117	54.7792	1.0000	21.9117	95376.44
15	9.499	4,4'-DDE	24.9005	62.2513	1.0000	24.9005	99587.07
16	9.674	Dieldrin	24.7043	61.7607	1.0000	24.7043	97299.61
17	10.035	Endrin	25.3862	63.4654	1.0000	25.3862	95799.29
18	10.328	4,4'-DDD	23.2344	58.0861	1.0000	23.2344	62873.27
19	10.379	Endosulfan II	22.7755	56.9389	1.0000	22.7755	89893.07
21	10.576	Endrin aldehyde	21.2552	53.1381	1.0000	21.2552	67580.02
22	10.795	4,4'-DDT	26.4169	66.0423	1.0000	26.4169	80716.39
23	10.922	Endosulfan sulfate	25.0478	62.6196	1.0000	25.0478	94838.99
24	11.482	Methoxychlor	27.5698	68.9245	1.0000	27.5698	52131.28
25	11.551	Endrin Ketone	24.8567	62.1418	1.0000	24.8567	106683.06
26	12.206	Mirex	25.1306	62.8265	1.0000	25.1306	82554.10
27	13.659	% DCBP	55.0059	137.5147	1.0000	55.0059	243523.68
				1805.1871	25.0000	722.0749	2458613.59

1D

PESTICIDE ORGANICS ANALYSIS DATA SHEET

CLIENT SAMPLE NO.

USB-2/S-3A MS

Lab Name: Phoenix Environmental Client: NETC

Lab Code: Phoenix Instr: ECD7 Column.: CLP 1 0.32 SDG No.: GBY54991

Matrix: (soil/water) SOIL Lab Sample ID: BY54998 MS

Sample wt/vol: 15.2 (g/mL) g Lab File ID: 714A009

% Moisture: 18 decanted: (Y/N) N Date Received: 07/07/17

Extraction: (SepF/Cont/ASE) 3545 Date Extracted: 07/12/17

Concentrated Extract Volume: 5000 (uL) Date Analyzed: 07/14/17

Injection Volume: 1 (ul) Dilution Factor: 2

CONCENTRATION UNITS:
(mg/L or mg/Kg) ug/Kg

CAS NO.	COMPOUND	CF	CONC	P/C	Q	MDL	PQL
319-84-6	alpha-BHC	2.307	16.9	P		1.2	1.2
319-85-7	beta-BHC	1.026	18.6	P		1.2	1.2
319-86-8	delta-BHC	2.253	16.1	P		4.0	4.0
58-89-9	gamma-BHC (Lindane)	2.199	18.1	P		1.2	1.2
76-44-8	Heptachlor	2.500	15.5	P		4.0	4.0
309-00-2	Aldrin	2.179	16.9	P		1.2	1.2
1024-57-3	Heptachlor Epoxide	2.079	17.7	P		4.0	4.0
959-98-8	Endosulfan I	2.007	18.1	P		4.0	4.0
60-57-1	Dieldrin	2.068	17.9	P		1.2	1.2
72-55-9	4,4' -DDE	1.890	18.5	P		2.0	2.0
72-20-8	Endrin	1.886	18.4	P		4.0	4.0
33213-65-9	Endosulfan II	1.815	18.4	P		4.0	4.0
72-54-8	4,4' -DDD	1.349	19.0	P		2.0	2.0
1031-07-8	Endosulfan Sulfate	1.704	15.6	P		4.0	4.0
50-29-3	4,4' -DDT	1.540	19.2	P		2.0	2.0
72-43-5	Methoxychlor	0.918	17.0	P		4.0	4.0
53494-70-5	Endrin ketone	2.006	17.3	P		4.0	4.0
7421-93-4	Endrin Aldehyde	1.527	12.3	P		4.0	4.0
8001-35-2	Toxaphene	NA	160	P	U	160	160
5103-71-9	alpha-Chlordane	2.041	18.3	P		4.0	4.0
5103-74-2	gamma-Chlordane	2.074	18.2	P		4.0	4.0
57-74-9	Chlordane	NA	18.2	P		40	40
2051-24-3	Decachlorobiphenyl	1.819	47	P		%	%
877-09-8	Tetrachloro-m-xylene	1.121	50	P		%	%

319-84-6 Sample Result Calc: ((21.0684raw * 2df * 5fv) / (15.20wt-vol * 0.82%sol) = 16.9

Both channels need to have the compound detected for a concentration to be reported on either channel.
U1=Due to matrix interference and/or the presence of a large amount of non-target material, the reporting level for this compound has been elevated.
U2=The presence of this compound was not confirmed by the analyst based on the characteristic pattern matching of multi-component parameters, retention time, and/or peak shape.

P/C: P=Primary Result C=Confirmation Result X=Not Used CF=Calculated Calibration/Response Factor MC=Multi-Component

FORM I PEST

1D

PESTICIDE ORGANICS ANALYSIS DATA SHEET

CLIENT SAMPLE NO.

USB-2/S-3A MS

Lab Name: Phoenix Environmental Client: NETC

Lab Code: Phoenix Instr: ECD7 Column.: RTX-440 0.32 SDG No.: GBY54991

Matrix: (soil/water) SOIL Lab Sample ID: BY54998 MS

Sample wt/vol: 15.2 (g/mL) g Lab File ID: 714B009

% Moisture: 18 decanted: (Y/N) N Date Received: 07/07/17

Extraction: (SepF/Cont/ASE) 3545 Date Extracted: 07/12/17

Concentrated Extract Volume: 5000 (uL) Date Analyzed: 07/14/17

Injection Volume: 1 (ul) Dilution Factor: 2

CONCENTRATION UNITS:
(mg/L or mg/Kg) ug/Kg

CAS NO.	COMPOUND	CF	CONC	P/C	Q	MDL	PQL
319-84-6	alpha-BHC	2.270	16.4	C		1.2	1.2
319-85-7	beta-BHC	1.015	17.7	C		1.2	1.2
319-86-8	delta-BHC	2.289	14.9	C		4.0	4.0
58-89-9	gamma-BHC (Lindane)	2.377	16.4	C		1.2	1.2
76-44-8	Heptachlor	2.631	15.4	C		4.0	4.0
309-00-2	Aldrin	2.345	16.4	C		1.2	1.2
1024-57-3	Heptachlor Epoxide	2.297	17.3	C		4.0	4.0
959-98-8	Endosulfan I	2.308	16.4	C		4.0	4.0
60-57-1	Dieldrin	2.088	18.0	C		1.2	1.2
72-55-9	4,4' -DDE	2.120	18.4	C		2.0	2.0
72-20-8	Endrin	2.001	18.7	C		4.0	4.0
33213-65-9	Endosulfan II	2.092	17.2	C		4.0	4.0
72-54-8	4,4' -DDD	1.435	16.8	C		2.0	2.0
1031-07-8	Endosulfan Sulfate	2.007	16.6	C		4.0	4.0
50-29-3	4,4' -DDT	1.620	18.7	C		2.0	2.0
72-43-5	Methoxychlor	1.002	17.8	C		4.0	4.0
53494-70-5	Endrin ketone	2.275	16.3	C		4.0	4.0
7421-93-4	Endrin Aldehyde	1.686	11.1	C		4.0	4.0
8001-35-2	Toxaphene	NA	160	C	U	160	160
5103-71-9	alpha-Chlordane	2.174	18.8	C		4.0	4.0
5103-74-2	gamma-Chlordane	2.265	18.1	C		4.0	4.0
57-74-9	Chlordane	NA	18.1	C		40	40
2051-24-3	Decachlorobiphenyl	2.347	50	C		%	%
877-09-8	Tetrachloro-m-xylene	0.888	49	C		%	%

319-84-6 Sample Result Calc: ((20.413raw * 2df * 5fv) / (15.20wt-vol * 0.82%sol) = 16.4

Both channels need to have the compound detected for a concentration to be reported on either channel.
U1=Due to matrix interference and/or the presence of a large amount of non-target material, the reporting level for this compound has been elevated.
U2=The presence of this compound was not confirmed by the analyst based on the characteristic pattern matching of multi-component parameters, retention time, and/or peak shape.

P/C: P=Primary Result C=Confirmation Result X=Not Used CF=Calculated Calibration/Response Factor MC=Multi-Component

10A

PESTICIDES CONFIRMATION SUMMARY FOR SINGLE COMPONENT ANALYTES

CLIENT SAMPLE NO

USB-2/S-3A MS

Lab Name: Phoenix Environmental Labs Client: NETC

Lab Code: Phoenix Lab File ID: 714A009 | 714B009 SDG No.: GBY54991

Lab SampleID: BY54998 Instrument ID: ECD7 Date Analyzed: 7/14/17 11:12

GC Column(A): CLP 1 ID: 0.32 (mm) GC Column(B): RTX-440 ID: 0.32 (mm)

ANALYTE	COL	RT	RT WINDOW FROM	RT WINDOW TO	CALCULATED CONC	CF	%RPD	*
alpha-BHC	A	5.34	5.35	5.45	16.9	2.307	3.0	
	B	5.96	5.97	6.07	16.4	2.270		
beta-BHC	A	5.94	5.94	6.04	18.6	1.026	5.0	
	B	6.79	6.81	6.91	17.7	1.015		
delta-BHC	A	6.19	6.20	6.30	16.1	2.253	7.7	
	B	7.14	7.17	7.27	14.9	2.289		
gamma-BHC (Lindane)	A	5.81	5.81	5.91	18.1	2.199	9.2	
	B	6.47	6.49	6.59	16.5	2.377		
Heptachlor	A	6.48	6.48	6.58	15.5	2.500	0.6	
	B	7.38	7.41	7.51	15.4	2.631		
Aldrin	A	6.89	6.90	7.00	16.9	2.179	3.0	
	B	7.89	7.92	8.02	16.4	2.345		
Heptachlor Epoxide	A	7.72	7.72	7.86	17.7	2.079	2.3	
	B	8.57	8.60	8.74	17.3	2.297		
Endosulfan I	A	8.27	8.27	8.41	18.1	2.007	9.9	
	B	9.19	9.22	9.36	16.4	2.308		
Dieldrin	A	8.62	8.62	8.76	17.9	2.068	0.6	
	B	9.66	9.69	9.83	18.0	2.088		
4,4' -DDE	A	8.19	8.19	8.33	18.6	1.890	1.1	
	B	9.49	9.52	9.66	18.4	2.120		
Endrin	A	8.95	8.96	9.10	18.4	1.886	1.6	
	B	10.02	10.05	10.19	18.7	2.001		
Endosulfan II	A	9.29	9.30	9.44	18.4	1.815	6.7	
	B	10.37	10.39	10.53	17.2	2.092		
4,4' -DDD	A	9.05	9.06	9.20	19.0	1.349	12.3	
	B	10.32	10.34	10.48	16.8	1.435		
Endosulfan Sulfate	A	10.51	10.51	10.65	15.6	1.704	6.2	
	B	10.91	10.94	11.08	16.6	2.007		
4,4' -DDT	A	9.47	9.48	9.62	19.2	1.540	2.6	
	B	10.79	10.81	10.95	18.7	1.620		
Methoxychlor	A	10.18	10.18	10.32	17.0	0.918	4.6	
	B	11.47	11.50	11.64	17.8	1.002		
Endrin ketone	A	10.87	10.87	11.01	17.3	2.006	6.0	
	B	11.54	11.56	11.70	16.3	2.275		
Endrin Aldehyde	A	9.92	9.92	10.06	12.3	1.527	10.3	
	B	10.57	10.59	10.73	11.1	1.686		
alpha-Chlordane	A	8.08	8.08	8.22	18.3	2.041	2.7	
	B	9.13	9.17	9.31	18.8	2.174		
gamma-Chlordane	A	7.90	7.89	8.03	18.2	2.074	0.6	
	B	9.00	9.03	9.17	18.1	2.265		

%RPD must be less than or equal to 40% (*) Criteria exceeded.

NC - (No Criteria) %RPD is not calculated when either result is less than 2 times the reporting level.

CF = Calculated Calibration/Response Factor

FORM X Pesticides

Client Id: QC Matrix Sample (MS) USB-2/S-3A

Software Version: 4.1<1L22>
Date: 7/14/2017 11:27 AM
Sample Name : ms 54998 2xc cu
Data File : E:\TC2017\ECD7\07-JUL\714A009.RAW Date: 7/14/2017 11:12 AM
Sequence File: E:\TC2017\ECD7\07-JUL\PEST_SEQ.SEQ Cycle: 247 Channel : A
Instrument : AUTO_ECD7 Rack/Vial: 0/0 Operator: CW
Sample Amount : 1.0000 Dilution Factor : 1.00

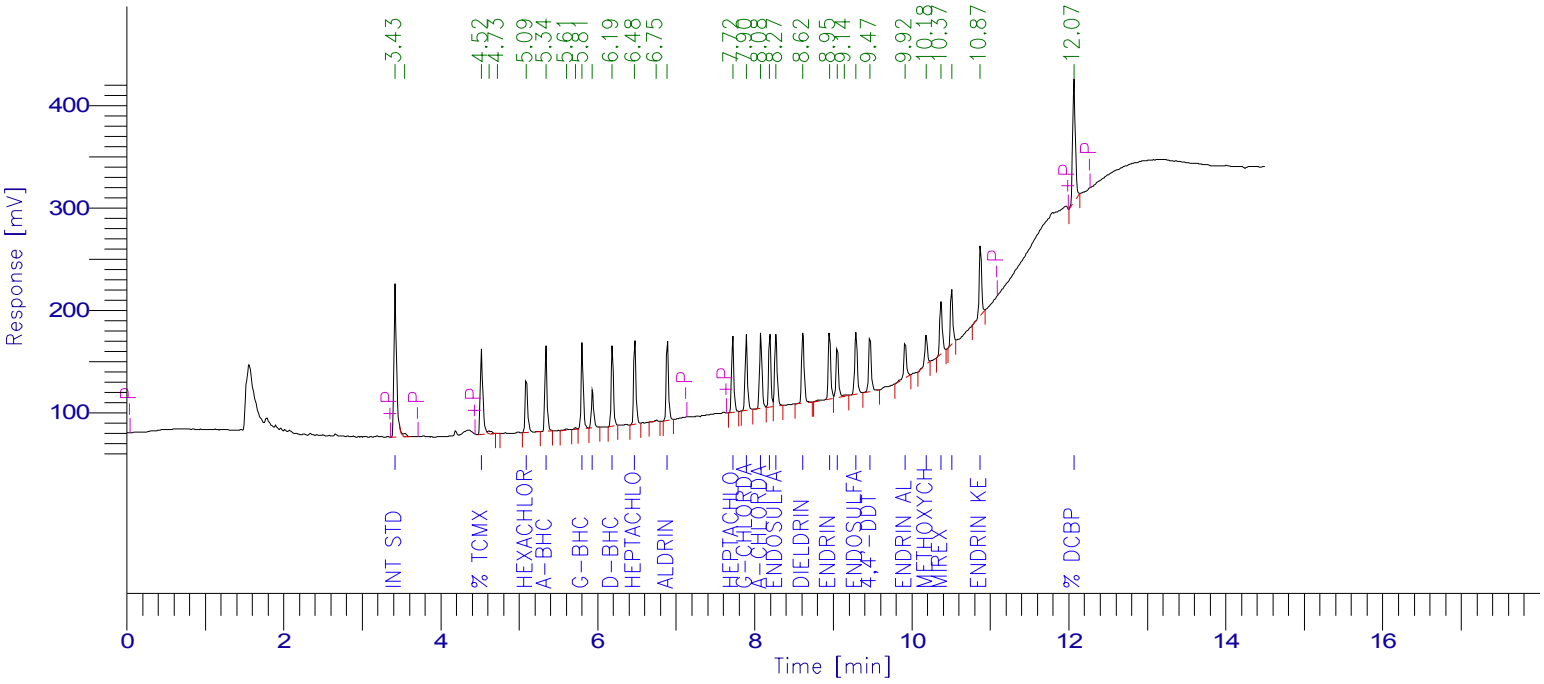

PESTICIDE REPORT

Peak #	Time [min]	Component Name	Raw Amount	Surrogate Recovery TCMX & DCBP	Multiplier	Adjusted Amount for Labowrks	Area [µV·s]
1	3.425	Int Std	100.0000	250.0000	1.0000	100.0000	343371.95
3	4.523	% TCMX	49.8766	124.6916	1.0000	49.8766	192056.65
6	5.094	Hexachlorobenzene	11.0522	27.6306	1.0000	11.0522	116675.49
7	5.344	a-BHC	21.0684	52.6709	1.0000	21.0684	166877.64
10	5.805	g-BHC	22.5010	56.2525	1.0000	22.5010	169864.00
11	5.936	b-BHC	23.1321	57.8301	1.0000	23.1321	81512.28
12	6.188	d-BHC	20.0193	50.0482	1.0000	20.0193	154847.63
13	6.476	Heptachlor	19.3511	48.3777	1.0000	19.3511	166123.56
15	6.891	Aldrin	21.0975	52.7438	1.0000	21.0975	157859.79
16	7.723	Heptachlor epoxide	22.0795	55.1988	1.0000	22.0795	157587.70
17	7.895	g-Chlordane	22.7039	56.7597	1.0000	22.7039	161666.91
18	8.079	a-Chlordane	22.7950	56.9875	1.0000	22.7950	159760.74
19	8.194	4,4'-DDE	23.1230	57.8074	1.0000	23.1230	150082.63
20	8.272	Endosulfan I	22.6005	56.5012	1.0000	22.6005	155779.71
21	8.615	Dieldrin	22.2683	55.6707	1.0000	22.2683	158112.67
22	8.954	Endrin	22.9352	57.3379	1.0000	22.9352	148523.49
23	9.052	4,4'-DDD	23.7080	59.2701	1.0000	23.7080	109796.97
25	9.292	Endosulfan II	22.9016	57.2540	1.0000	22.9016	142745.76
26	9.469	4,4'-DDT	23.9007	59.7518	1.0000	23.9007	126418.40
27	9.917	Endrin aldehyde	15.3630	38.4075	1.0000	15.3630	80547.69
28	10.184	Methoxychlor	21.1470	52.8676	1.0000	21.1470	66679.26
29	10.374	Mirex	21.3852	53.4630	1.0000	21.3852	117094.43
30	10.509	Endosulfan sulfate	19.4186	48.5466	1.0000	19.4186	113606.91
31	10.874	Endrin Ketone	21.6100	54.0251	1.0000	21.6100	148832.26
32	12.066	% DCBP	46.5484	116.3711	1.0000	46.5484	290783.92
				1656.4653	25.0000	662.5861	3837208.47

Client Id: QC Matrix Sample (MS) USB-2/S-3A

Software Version: 4.1<1L22>
Date: 7/14/2017 11:27 AM
Sample Name : ms 54998 2xc cu
Data File : E:\TC2017\ECD7\07-JUL\714B009.RAW Date: 7/14/2017 11:12 AM
Sequence File: E:\TC2017\ECD7\07-JUL\PEST_SEQ.SEQ Cycle: 247 Channel : B
Instrument : AUTO_ECD7 Rack/Vial: 0/0 Operator: CW
Sample Amount : 1.0000 Dilution Factor : 1.00

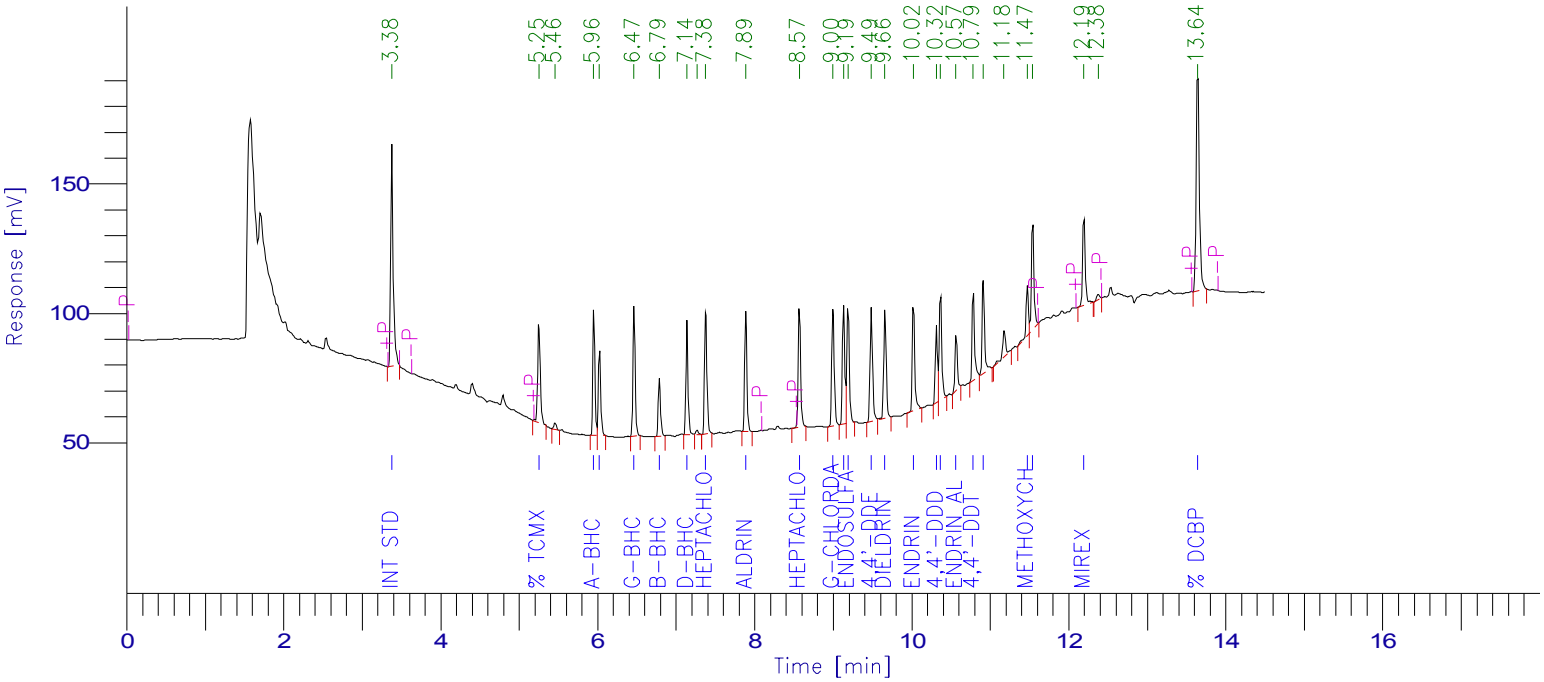

PESTICIDE REPORT

Peak #	Time [min]	Component Name	Raw Amount	Surrogate Recovery TCMX & DCBP	Multiplier	Adjusted Amount for Labowrks	Area [µV·s]
1	3.382	Int Std	100.0000	250.0000	1.0000	100.0000	199709.98
2	5.254	% TCMX	49.3534	123.3835	1.0000	49.3534	87540.33
4	5.955	a-BHC	20.4130	51.0324	1.0000	20.4130	92536.28
5	6.027	Hexachlorobenzene	10.1696	25.4241	1.0000	10.1696	68450.92
6	6.466	g-BHC	20.5045	51.2612	1.0000	20.5045	97343.15
7	6.788	b-BHC	22.1190	55.2974	1.0000	22.1190	44829.06
8	7.139	d-BHC	18.6336	46.5840	1.0000	18.6336	85192.16
10	7.378	Heptachlor	19.1371	47.8427	1.0000	19.1371	100546.73
11	7.888	Aldrin	20.4222	51.0554	1.0000	20.4222	95630.60
12	8.570	Heptachlor epoxide	21.5829	53.9572	1.0000	21.5829	98994.56
13	8.999	g-Chlordane	22.5049	56.2623	1.0000	22.5049	101786.65
14	9.134	a-Chlordane	23.4153	58.5383	1.0000	23.4153	101676.05
15	9.190	Endosulfan I	20.4544	51.1359	1.0000	20.4544	94266.48
16	9.486	4,4'-DDE	22.9009	57.2522	1.0000	22.9009	96973.20
17	9.659	Dieldrin	22.4572	56.1431	1.0000	22.4572	93648.44
18	10.023	Endrin	23.3626	58.4065	1.0000	23.3626	93345.07
19	10.317	4,4'-DDD	20.9053	52.2632	1.0000	20.9053	59895.65
20	10.367	Endosulfan II	21.4791	53.6978	1.0000	21.4791	89759.28
21	10.566	Endrin aldehyde	13.7754	34.4385	1.0000	13.7754	46372.60
22	10.785	4,4'-DDT	23.3572	58.3929	1.0000	23.3572	75562.28
23	10.911	Endosulfan sulfate	20.7364	51.8411	1.0000	20.7364	83129.77
25	11.472	Methoxychlor	22.2401	55.6002	1.0000	22.2401	44525.27
26	11.541	Endrin Ketone	20.3582	50.8954	1.0000	20.3582	92511.53
27	12.192	Mirex	23.2734	58.1834	1.0000	23.2734	80946.86
29	13.642	% DCBP	49.8823	124.7058	1.0000	49.8823	233821.38
				1633.5946	25.0000	653.4379	2358994.29

1D

PESTICIDE ORGANICS ANALYSIS DATA SHEET

CLIENT SAMPLE NO.

USB-2/S-3A MSD

Lab Name: Phoenix Environmental Client: NETC

Lab Code: Phoenix Instr: ECD7 Column.: CLP 1 0.32 SDG No.: GBY54991

Matrix: (soil/water) SOIL Lab Sample ID: BY54998 MSD

Sample wt/vol: 15.21 (g/mL) g Lab File ID: 714A010

% Moisture: 18 decanted: (Y/N) N Date Received: 07/07/17

Extraction: (SepF/Cont/ASE) 3545 Date Extracted: 07/12/17

Concentrated Extract Volume: 5000 (uL) Date Analyzed: 07/14/17

Injection Volume: 1 (ul) Dilution Factor: 2

CONCENTRATION UNITS:
(mg/L or mg/Kg) ug/Kg

CAS NO.	COMPOUND	CF	CONC	P/C	Q	MDL	PQL
319-84-6	alpha-BHC	2.307	26.7	P		1.2	1.2
319-85-7	beta-BHC	1.026	28.2	P		1.2	1.2
319-86-8	delta-BHC	2.253	24.8	P		4.0	4.0
58-89-9	gamma-BHC (Lindane)	2.199	28.0	P		1.2	1.2
76-44-8	Heptachlor	2.500	23.6	P		4.0	4.0
309-00-2	Aldrin	2.179	25.9	P		1.2	1.2
1024-57-3	Heptachlor Epoxide	2.079	27.0	P		4.0	4.0
959-98-8	Endosulfan I	2.007	28.0	P		4.0	4.0
60-57-1	Dieldrin	2.068	28.0	P		1.2	1.2
72-55-9	4,4' -DDE	1.890	28.0	P		2.0	2.0
72-20-8	Endrin	1.886	28.6	P		4.0	4.0
33213-65-9	Endosulfan II	1.815	27.4	P		4.0	4.0
72-54-8	4,4' -DDD	1.349	28.4	P		2.0	2.0
1031-07-8	Endosulfan Sulfate	1.704	23.2	P		4.0	4.0
50-29-3	4,4' -DDT	1.540	28.7	P		2.0	2.0
72-43-5	Methoxychlor	0.918	25.4	P		4.0	4.0
53494-70-5	Endrin ketone	2.006	24.9	P		4.0	4.0
7421-93-4	Endrin Aldehyde	1.527	17.8	P		4.0	4.0
8001-35-2	Toxaphene	NA	160	P	U	160	160
5103-71-9	alpha-Chlordane	2.041	27.7	P		4.0	4.0
5103-74-2	gamma-Chlordane	2.074	27.7	P		4.0	4.0
57-74-9	Chlordane	NA	27.7	P		40	40
2051-24-3	Decachlorobiphenyl	1.819	67	P		%	%
877-09-8	Tetrachloro-m-xylene	1.121	69	P		%	%

319-84-6 Sample Result Calc: ((33.3574raw * 2df * 5fv) / (15.21wt-vol * 0.82%sol) = 26.7

Both channels need to have the compound detected for a concentration to be reported on either channel.
U1=Due to matrix interference and/or the presence of a large amount of non-target material, the reporting level for this compound has been elevated.
U2=The presence of this compound was not confirmed by the analyst based on the characteristic pattern matching of multi-component parameters, retention time, and/or peak shape.

P/C: P=Primary Result C=Confirmation Result X=Not Used CF=Calculated Calibration/Response Factor MC=Multi-Component

1D

PESTICIDE ORGANICS ANALYSIS DATA SHEET

CLIENT SAMPLE NO.

USB-2/S-3A MSD

Lab Name: Phoenix Environmental Client: NETC

Lab Code: Phoenix Instr: ECD7 Column.: RTX-440 0.32 SDG No.: GBY54991

Matrix: (soil/water) SOIL Lab Sample ID: BY54998 MSD

Sample wt/vol: 15.21 (g/mL) g Lab File ID: 714B010

% Moisture: 18 decanted: (Y/N) N Date Received: 07/07/17

Extraction: (SepF/Cont/ASE) 3545 Date Extracted: 07/12/17

Concentrated Extract Volume: 5000 (uL) Date Analyzed: 07/14/17

Injection Volume: 1 (ul) Dilution Factor: 2

CONCENTRATION UNITS:
(mg/L or mg/Kg) ug/Kg

CAS NO.	COMPOUND	CF	CONC	P/C	Q	MDL	PQL
319-84-6	alpha-BHC	2.270	25.5	C		1.2	1.2
319-85-7	beta-BHC	1.015	26.1	C		1.2	1.2
319-86-8	delta-BHC	2.289	22.8	C		4.0	4.0
58-89-9	gamma-BHC (Lindane)	2.377	25.0	C		1.2	1.2
76-44-8	Heptachlor	2.631	22.3	C		4.0	4.0
309-00-2	Aldrin	2.345	24.7	C		1.2	1.2
1024-57-3	Heptachlor Epoxide	2.297	26.0	C		4.0	4.0
959-98-8	Endosulfan I	2.308	24.8	C		4.0	4.0
60-57-1	Dieldrin	2.088	27.4	C		1.2	1.2
72-55-9	4,4' -DDE	2.120	27.0	C		2.0	2.0
72-20-8	Endrin	2.001	27.9	C		4.0	4.0
33213-65-9	Endosulfan II	2.092	25.5	C		4.0	4.0
72-54-8	4,4' -DDD	1.435	24.6	C		2.0	2.0
1031-07-8	Endosulfan Sulfate	2.007	24.0	C		4.0	4.0
50-29-3	4,4' -DDT	1.620	27.2	C		2.0	2.0
72-43-5	Methoxychlor	1.002	24.6	C		4.0	4.0
53494-70-5	Endrin ketone	2.275	23.2	C		4.0	4.0
7421-93-4	Endrin Aldehyde	1.686	16.2	C		4.0	4.0
8001-35-2	Toxaphene	NA	160	C	U	160	160
5103-71-9	alpha-Chlordane	2.174	27.6	C		4.0	4.0
5103-74-2	gamma-Chlordane	2.265	29.7	C		4.0	4.0
57-74-9	Chlordane	NA	29.7	C		40	40
2051-24-3	Decachlorobiphenyl	2.347	69	C		%	%
877-09-8	Tetrachloro-m-xylene	0.888	70	C		%	%

319-84-6 Sample Result Calc: ((31.7611raw * 2df * 5fv) / (15.21wt-vol * 0.82%sol) = 25.5

Both channels need to have the compound detected for a concentration to be reported on either channel.
U1=Due to matrix interference and/or the presence of a large amount of non-target material, the reporting level for this compound has been elevated.
U2=The presence of this compound was not confirmed by the analyst based on the characteristic pattern matching of multi-component parameters, retention time, and/or peak shape.

P/C: P=Primary Result C=Confirmation Result X=Not Used CF=Calculated Calibration/Response Factor MC=Multi-Component

FORM I PEST

10A

PESTICIDES CONFIRMATION SUMMARY FOR SINGLE COMPONENT ANALYTES

CLIENT SAMPLE NO

USB-2/S-3A MSD

Lab Name: Phoenix Environmental Labs Client: NETC

Lab Code: Phoenix Lab File ID: 714A010 | 714B010 SDG No.: GBY54991

Lab SampleID: BY54998 Instrument ID: ECD7 Date Analyzed: 7/14/17 11:32

GC Column(A): CLP 1 ID: 0.32 (mm) GC Column(B): RTX-440 ID: 0.32 (mm)

ANALYTE	COL	RT	RT WINDOW FROM	RT WINDOW TO	CALCULATED CONC	CF	%RPD	*
alpha-BHC	A	5.35	5.35	5.45	26.7	2.307	4.6	
	B	5.96	5.97	6.07	25.5	2.270		
beta-BHC	A	5.94	5.94	6.04	28.2	1.026	7.7	
	B	6.79	6.81	6.91	26.1	1.015		
delta-BHC	A	6.19	6.20	6.30	24.8	2.253	8.4	
	B	7.14	7.17	7.27	22.8	2.289		
gamma-BHC (Lindane)	A	5.81	5.81	5.91	28.0	2.199	11.3	
	B	6.47	6.49	6.59	25.0	2.377		
Heptachlor	A	6.48	6.48	6.58	23.6	2.500	5.7	
	B	7.38	7.41	7.51	22.3	2.631		
Aldrin	A	6.89	6.90	7.00	25.9	2.179	4.7	
	B	7.89	7.92	8.02	24.7	2.345		
Heptachlor Epoxide	A	7.73	7.72	7.86	27.0	2.079	3.8	
	B	8.57	8.60	8.74	26.0	2.297		
Endosulfan I	A	8.28	8.27	8.41	28.0	2.007	12.1	
	B	9.19	9.22	9.36	24.8	2.308		
Dieldrin	A	8.62	8.62	8.76	28.0	2.068	2.2	
	B	9.66	9.69	9.83	27.4	2.088		
4,4' -DDE	A	8.20	8.19	8.33	28.0	1.890	3.6	
	B	9.49	9.52	9.66	27.0	2.120		
Endrin	A	8.96	8.96	9.10	28.6	1.886	2.5	
	B	10.03	10.05	10.19	27.9	2.001		
Endosulfan II	A	9.29	9.30	9.44	27.4	1.815	7.2	
	B	10.37	10.39	10.53	25.5	2.092		
4,4' -DDD	A	9.06	9.06	9.20	28.4	1.349	14.3	
	B	10.32	10.34	10.48	24.6	1.435		
Endosulfan Sulfate	A	10.51	10.51	10.65	23.2	1.704	3.4	
	B	10.91	10.94	11.08	24.0	2.007		
4,4' -DDT	A	9.47	9.48	9.62	28.7	1.540	5.4	
	B	10.79	10.81	10.95	27.2	1.620		
Methoxychlor	A	10.19	10.18	10.32	25.4	0.918	3.2	
	B	11.47	11.50	11.64	24.6	1.002		
Endrin ketone	A	10.87	10.87	11.01	24.9	2.006	7.1	
	B	11.54	11.56	11.70	23.2	2.275		
Endrin Aldehyde	A	9.92	9.92	10.06	17.8	1.527	9.4	
	B	10.57	10.59	10.73	16.2	1.686		
alpha-Chlordane	A	8.08	8.08	8.22	27.7	2.041	0.4	
	B	9.14	9.17	9.31	27.6	2.174		
gamma-Chlordane	A	7.90	7.89	8.03	27.7	2.074	7.0	
	B	9.00	9.03	9.17	29.7	2.265		

%RPD must be less than or equal to 40% (*) Criteria exceeded.

NC - (No Criteria) %RPD is not calculated when either result is less than 2 times the reporting level.

CF = Calculated Calibration/Response Factor

FORM X Pesticides

Software Version: 4.1<1L22>
Date: 7/14/2017 01:09 PM
Sample Name : msd 54998 2xc cu
Data File : E:\TC2017\ECD7\07-JUL\714A010.RAW Date: 7/14/2017 11:32 AM
Sequence File: E:\TC2017\ECD7\07-JUL\PEST_SEQ.SEQ Cycle: 248 Channel : A
Instrument : AUTO_ECD7 Rack/Vial: 0/0 Operator: CW
Sample Amount : 1.0000 Dilution Factor : 1.00

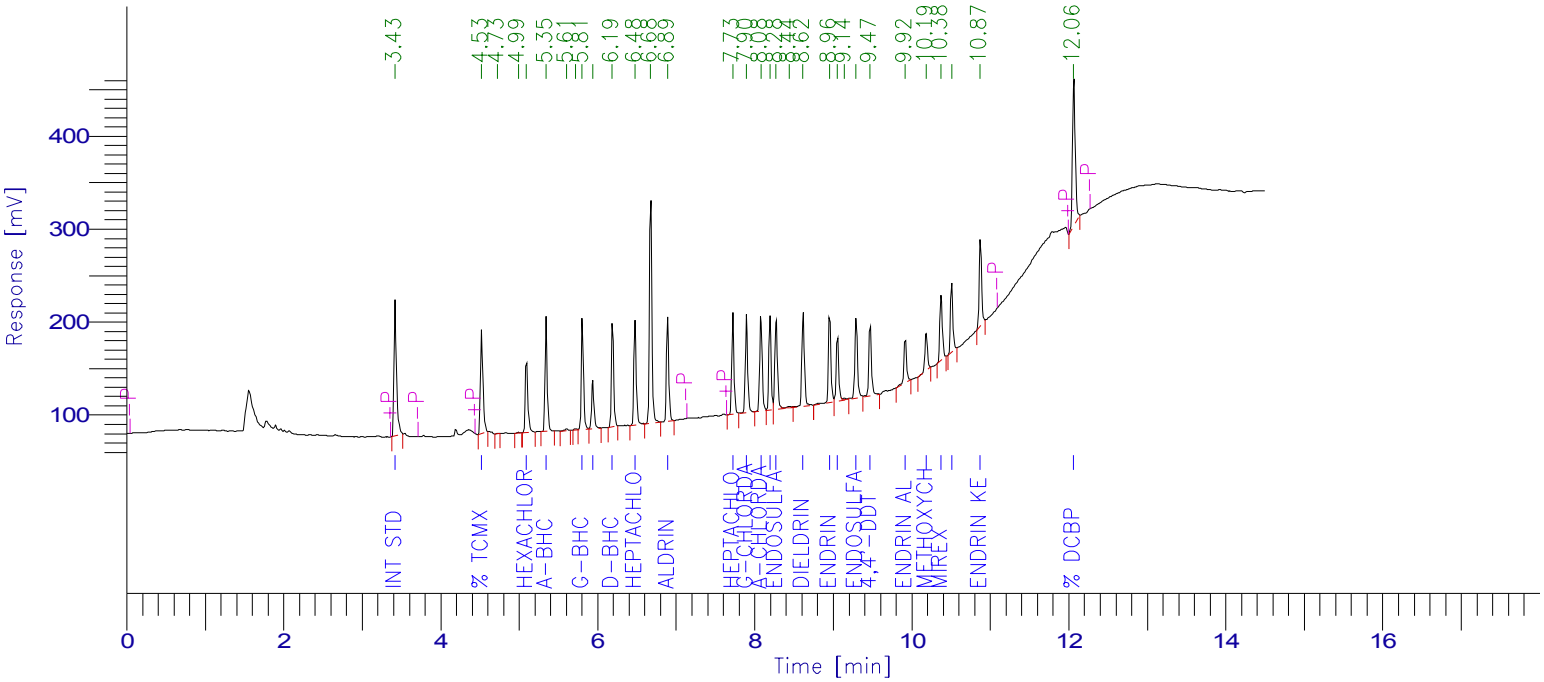

PESTICIDE REPORT

Peak #	Time [min]	Component Name	Raw Amount	Surrogate Recovery TCMX & DCBP	Multiplier	Adjusted Amount for Labowrks	Area [µV·s]
1	3.425	Int Std	100.0000	250.0000	1.0000	100.0000	323196.54
2	4.525	% TCMX	69.4349	173.5873	1.0000	69.4349	251658.76
5	5.096	Hexachlorobenzene	17.8647	44.6618	1.0000	17.8647	177511.84
6	5.346	a-BHC	33.3574	83.3934	1.0000	33.3574	248691.42
9	5.807	g-BHC	34.9523	87.3807	1.0000	34.9523	248357.24
10	5.940	b-BHC	35.1389	87.8471	1.0000	35.1389	116546.23
11	6.191	d-BHC	30.8766	77.1914	1.0000	30.8766	224795.13
12	6.478	Heptachlor	29.4738	73.6844	1.0000	29.4738	238157.07
14	6.894	Aldrin	32.2957	80.7394	1.0000	32.2957	227450.72
15	7.725	Heptachlor epoxide	33.7078	84.2696	1.0000	33.7078	226446.71
16	7.897	g-Chlordane	34.5337	86.3342	1.0000	34.5337	231454.48
17	8.081	a-Chlordane	34.5256	86.3140	1.0000	34.5256	227758.06
18	8.196	4,4'-DDE	34.8608	87.1520	1.0000	34.8608	212973.88
19	8.275	Endosulfan I	34.8638	87.1595	1.0000	34.8638	226188.30
21	8.618	Dieldrin	34.8802	87.2004	1.0000	34.8802	233109.71
22	8.956	Endrin	35.6188	89.0471	1.0000	35.6188	217107.72
23	9.055	4,4'-DDD	35.3662	88.4155	1.0000	35.3662	154164.75
25	9.294	Endosulfan II	34.1514	85.3785	1.0000	34.1514	200358.37
26	9.471	4,4'-DDT	35.7589	89.3973	1.0000	35.7589	178026.96
27	9.919	Endrin aldehyde	22.1491	55.3727	1.0000	22.1491	109303.77
28	10.185	Methoxychlor	31.7400	79.3499	1.0000	31.7400	94199.74
29	10.375	Mirex	30.9046	77.2615	1.0000	30.9046	159275.28
30	10.510	Endosulfan sulfate	28.9091	72.2728	1.0000	28.9091	159192.70
31	10.874	Endrin Ketone	31.0283	77.5708	1.0000	31.0283	201141.48
32	12.064	% DCBP	66.9846	167.4614	1.0000	66.9846	393860.11
				2358.4431	25.0000	943.3772	5280926.98

Client Id: QC Matrix Sample Duplicate (MSD) USB-2/S-3A

Software Version: 4.1<1L22>
Date: 7/14/2017 01:09 PM
Sample Name : msd 54998 2xc cu
Data File : E:\TC2017\ECD7\07-JUL\714B010.RAW Date: 7/14/2017 11:32 AM
Sequence File: E:\TC2017\ECD7\07-JUL\PEST_SEQ.SEQ Cycle: 248 Channel : B
Instrument : AUTO_ECD7 Rack/Vial: 0/0 Operator: CW
Sample Amount : 1.0000 Dilution Factor : 1.00

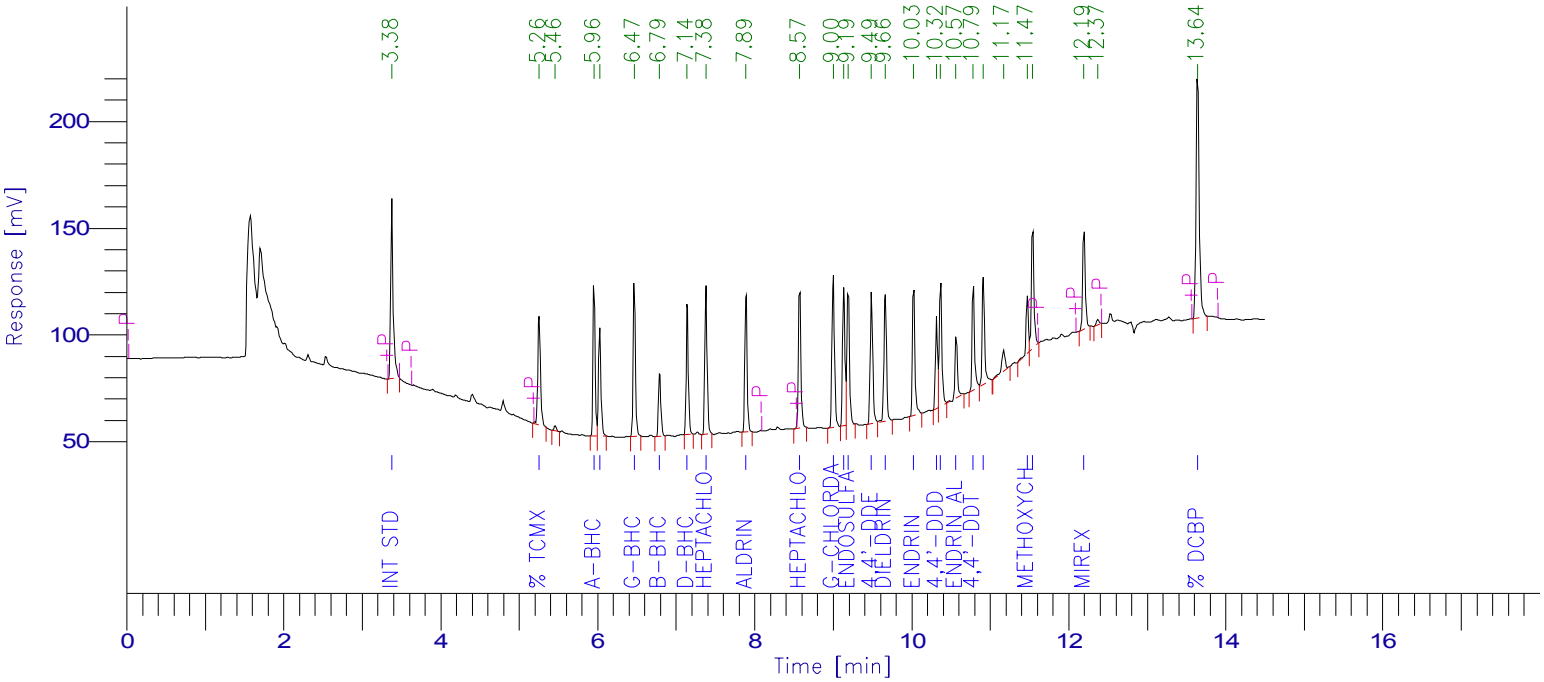

PESTICIDE REPORT

Peak #	Time [min]	Component Name	Raw Amount	Surrogate Recovery TCMX & DCBP	Multiplier	Adjusted Amount for Labowrks	Area [µV·s]
1	3.382	Int Std	100.0000	250.0000	1.0000	100.0000	192894.36
2	5.256	% TCMX	69.9815	174.9538	1.0000	69.9815	119893.08
4	5.957	a-BHC	31.7611	79.4029	1.0000	31.7611	139066.38
5	6.029	Hexachlorobenzene	16.4285	41.0714	1.0000	16.4285	106805.26
6	6.468	g-BHC	31.2000	78.0000	1.0000	31.2000	143064.02
7	6.791	b-BHC	32.5970	81.4925	1.0000	32.5970	63810.50
8	7.143	d-BHC	28.4644	71.1609	1.0000	28.4644	125696.86
9	7.381	Heptachlor	27.8341	69.5853	1.0000	27.8341	141250.32
10	7.891	Aldrin	30.8000	77.0000	1.0000	30.8000	139304.73
11	8.574	Heptachlor epoxide	32.3840	80.9600	1.0000	32.3840	143467.03
12	9.002	g-Chlordane	37.0742	92.6854	1.0000	37.0742	161958.91
13	9.137	a-Chlordane	34.4184	86.0460	1.0000	34.4184	144354.15
14	9.192	Endosulfan I	30.9216	77.3041	1.0000	30.9216	137642.76
15	9.488	4,4'-DDE	33.6872	84.2179	1.0000	33.6872	137779.24
16	9.663	Dieldrin	34.1676	85.4190	1.0000	34.1676	137618.96
17	10.026	Endrin	34.8215	87.0537	1.0000	34.8215	134380.92
18	10.318	4,4'-DDD	30.7345	76.8363	1.0000	30.7345	85052.13
19	10.369	Endosulfan II	31.7533	79.3833	1.0000	31.7533	128165.72
20	10.566	Endrin aldehyde	20.2613	50.6531	1.0000	20.2613	65878.49
21	10.785	4,4'-DDT	33.8736	84.6841	1.0000	33.8736	105844.00
22	10.912	Endosulfan sulfate	29.8909	74.7272	1.0000	29.8909	115739.22
24	11.472	Methoxychlor	30.6716	76.6791	1.0000	30.6716	59309.88
25	11.541	Endrin Ketone	28.9727	72.4317	1.0000	28.9727	127164.50
26	12.193	Mirex	31.5176	78.7940	1.0000	31.5176	105879.96
28	13.640	% DCBP	69.2042	173.0105	1.0000	69.2042	313321.06
				2283.5522	25.0000	913.4209	3275342.43

1D

PESTICIDE ORGANICS ANALYSIS DATA SHEET

CLIENT SAMPLE NO.

BY54998 BL

Lab Name: Phoenix Environmental Client: NETC

Lab Code: Phoenix Instr: ECD7 Column.: CLP 1 0.32 SDG No.: GBY54991

Matrix: (soil/water) SOIL Lab Sample ID: BY54998 BL

Sample wt/vol: 15 (g/mL) g Lab File ID: 713A018

% Moisture: n.a. decanted: (Y/N) N Date Received: 07/07/17

Extraction: (SepF/Cont/ASE) 3545 Date Extracted: 07/12/17

Concentrated Extract Volume: 5000 (uL) Date Analyzed: 07/13/17

Injection Volume: 1 (ul) Dilution Factor: 2

CONCENTRATION UNITS:
(mg/L or mg/Kg) ug/Kg

CAS NO.	COMPOUND	CF	CONC	P/C	Q	MDL	PQL
319-84-6	alpha-BHC	NA	1.0	P	U	1.0	1.0
319-85-7	beta-BHC	NA	1.0	P	U	1.0	1.0
319-86-8	delta-BHC	NA	3.3	P	U	3.3	3.3
58-89-9	gamma-BHC (Lindane)	NA	1.0	P	U	1.0	1.0
76-44-8	Heptachlor	NA	3.3	P	U	3.3	3.3
309-00-2	Aldrin	NA	1.0	P	U	1.0	1.0
1024-57-3	Heptachlor Epoxide	NA	3.3	P	U	3.3	3.3
959-98-8	Endosulfan I	NA	3.3	P	U	3.3	3.3
60-57-1	Dieldrin	NA	1.0	P	U	1.0	1.0
72-55-9	4,4' -DDE	NA	1.7	P	U	1.7	1.7
72-20-8	Endrin	NA	3.3	P	U	3.3	3.3
33213-65-9	Endosulfan II	NA	3.3	P	U	3.3	3.3
72-54-8	4,4' -DDD	NA	1.7	P	U	1.7	1.7
1031-07-8	Endosulfan Sulfate	NA	3.3	P	U	3.3	3.3
50-29-3	4,4' -DDT	NA	1.7	P	U	1.7	1.7
72-43-5	Methoxychlor	NA	3.3	P	U	3.3	3.3
53494-70-5	Endrin ketone	NA	3.3	P	U	3.3	3.3
7421-93-4	Endrin Aldehyde	NA	3.3	P	U	3.3	3.3
8001-35-2	Toxaphene	NA	130	P	U	130	130
5103-71-9	alpha-Chlordane	NA	3.3	P	U	3.3	3.3
5103-74-2	gamma-Chlordane	NA	3.3	P	U	3.3	3.3
57-74-9	Chlordane	NA	33	P	U	33	33
2051-24-3	Decachlorobiphenyl	1.819	82	P		%	%
877-09-8	Tetrachloro-m-xylene	1.121	87	P		%	%

57-74-9 Sample PQL Calc: (50raw * 2df * 5fv) / (15wt-vol * 1.00%sol) = 33

Both channels need to have the compound detected for a concentration to be reported on either channel.
U1=Due to matrix interference and/or the presence of a large amount of non-target material, the reporting level for this compound has been elevated.
U2=The presence of this compound was not confirmed by the analyst based on the characteristic pattern matching of multi-component parameters, retention time, and/or peak shape.

P/C: P=Primary Result C=Confirmation Result X=Not Used CF=Calculated Calibration/Response Factor MC=Multi-Component

1D

PESTICIDE ORGANICS ANALYSIS DATA SHEET

CLIENT SAMPLE NO.

BY54998 BL

Lab Name: Phoenix Environmental Client: NETC

Lab Code: Phoenix Instr: ECD7 Column.: RTX-440 0.32 SDG No.: GBY54991

Matrix: (soil/water) SOIL Lab Sample ID: BY54998 BL

Sample wt/vol: 15 (g/mL) g Lab File ID: 713B018

% Moisture: n.a. decanted: (Y/N) N Date Received: 07/07/17

Extraction: (SepF/Cont/ASE) 3545 Date Extracted: 07/12/17

Concentrated Extract Volume: 5000 (uL) Date Analyzed: 07/13/17

Injection Volume: 1 (ul) Dilution Factor: 2

CONCENTRATION UNITS:
(mg/L or mg/Kg) ug/Kg

CAS NO.	COMPOUND	CF	CONC	P/C	Q	MDL	PQL
319-84-6	alpha-BHC	NA	1.0	C	U	1.0	1.0
319-85-7	beta-BHC	NA	1.0	C	U	1.0	1.0
319-86-8	delta-BHC	NA	3.3	C	U	3.3	3.3
58-89-9	gamma-BHC (Lindane)	NA	1.0	C	U	1.0	1.0
76-44-8	Heptachlor	NA	3.3	C	U	3.3	3.3
309-00-2	Aldrin	NA	1.0	C	U	1.0	1.0
1024-57-3	Heptachlor Epoxide	NA	3.3	C	U	3.3	3.3
959-98-8	Endosulfan I	NA	3.3	C	U	3.3	3.3
60-57-1	Dieldrin	NA	1.0	C	U	1.0	1.0
72-55-9	4,4' -DDE	NA	1.7	C	U	1.7	1.7
72-20-8	Endrin	NA	3.3	C	U	3.3	3.3
33213-65-9	Endosulfan II	NA	3.3	C	U	3.3	3.3
72-54-8	4,4' -DDD	NA	1.7	C	U	1.7	1.7
1031-07-8	Endosulfan Sulfate	NA	3.3	C	U	3.3	3.3
50-29-3	4,4' -DDT	NA	1.7	C	U	1.7	1.7
72-43-5	Methoxychlor	NA	3.3	C	U	3.3	3.3
53494-70-5	Endrin ketone	NA	3.3	C	U	3.3	3.3
7421-93-4	Endrin Aldehyde	NA	3.3	C	U	3.3	3.3
8001-35-2	Toxaphene	NA	130	C	U	130	130
5103-71-9	alpha-Chlordane	NA	3.3	C	U	3.3	3.3
5103-74-2	gamma-Chlordane	NA	3.3	C	U	3.3	3.3
57-74-9	Chlordane	NA	33	C	U	33	33
2051-24-3	Decachlorobiphenyl	2.347	94	C		%	%
877-09-8	Tetrachloro-m-xylene	0.888	90	C		%	%

57-74-9 Sample PQL Calc: (50raw * 2df * 5fv) / (15wt-vol * 1.00%sol) = 33

Both channels need to have the compound detected for a concentration to be reported on either channel.
U1=Due to matrix interference and/or the presence of a large amount of non-target material, the reporting level for this compound has been elevated.
U2=The presence of this compound was not confirmed by the analyst based on the characteristic pattern matching of multi-component parameters, retention time, and/or peak shape.

P/C: P=Primary Result C=Confirmation Result X=Not Used CF=Calculated Calibration/Response Factor MC=Multi-Component

Client Id: QC Blank BY54998

Software Version: 4.1<1L22>
Date: 7/14/2017 07:45 AM
Sample Name : blk 54998 2xc cu
Data File : E:\TC2017\ECD7\07-JUL\713A018.RAW Date: 7/13/2017 02:45 PM
Sequence File: E:\TC2017\ECD7\07-JUL\PEST_SEQ.SEQ Cycle: 216 Channel : A
Instrument : AUTO_ECD7 Rack/Vial: 0/0 Operator: CW
Sample Amount : 1.0000 Dilution Factor : 1.00

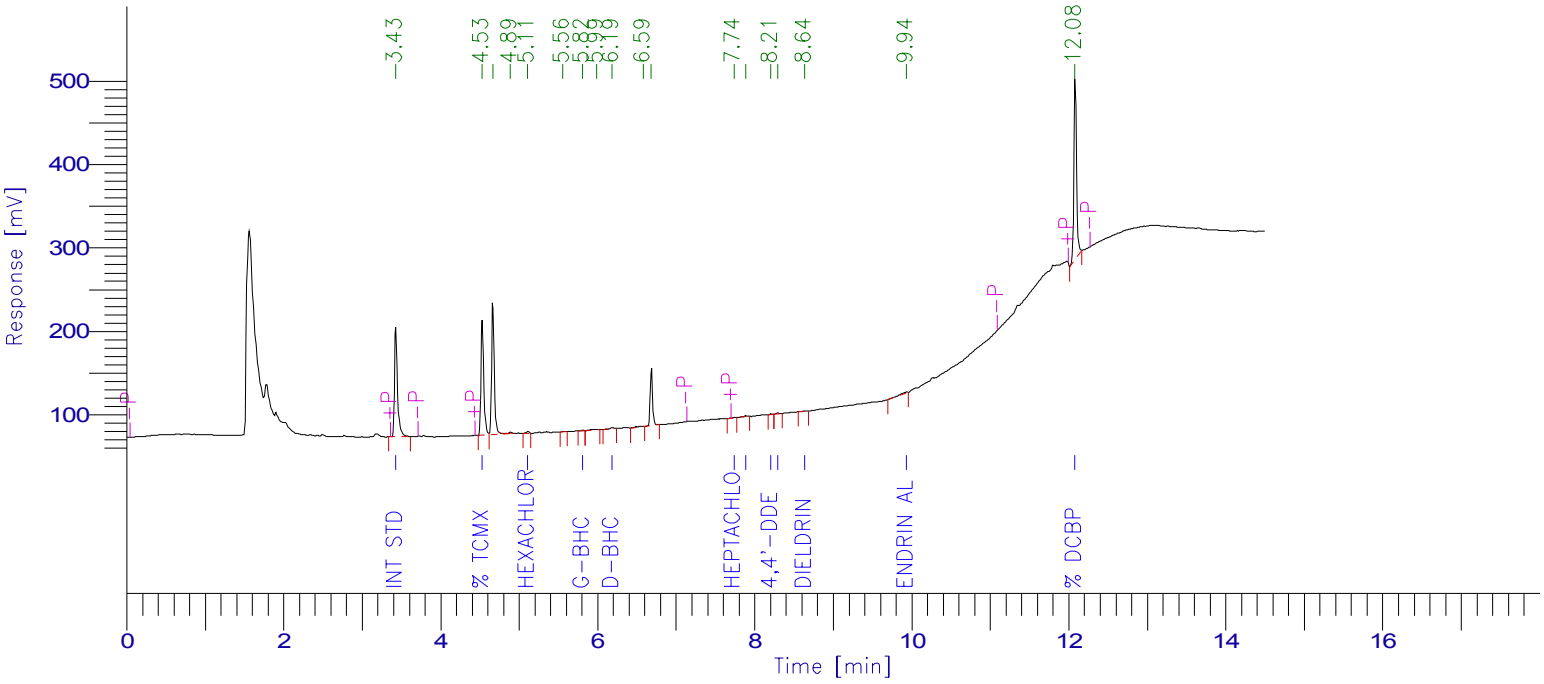

PESTICIDE REPORT

Peak #	Time [min]	Component Name	Raw Amount	Surrogate Recovery TCMX & DCBP	Multiplier	Adjusted Amount for Labowrks	Area [µV·s]
1	3.432	Int Std	100.0000	250.0000	1.0000	100.0000	346462.22
2	4.532	% TCMX	86.7042	216.7604	1.0000	86.7042	336870.63
5	5.112	Hexachlorobenzene	0.5470	1.3676	1.0000	0.5470	5826.82
0	5.378	a-BHC	0.0000	0.0000	1.0000	0.0000	0.00
7	5.816	g-BHC	0.2752	0.6880	1.0000	0.2752	2096.35
0	5.971	b-BHC	0.0000	0.0000	1.0000	0.0000	0.00
9	6.189	d-BHC	0.6755	1.6888	1.0000	0.6755	5272.09
0	6.509	Heptachlor	0.0000	0.0000	1.0000	0.0000	0.00
0	6.924	Aldrin	0.0000	0.0000	1.0000	0.0000	0.00
12	7.740	Heptachlor epoxide	0.5131	1.2827	1.0000	0.5131	3695.05
13	7.886	g-Chlordane	0.7261	1.8152	1.0000	0.7261	5216.60
0	8.125	a-Chlordane	0.0000	0.0000	1.0000	0.0000	0.00
14	8.210	4,4'-DDE	0.2649	0.6622	1.0000	0.2649	1734.64
15	8.293	Endosulfan I	0.3628	0.9069	1.0000	0.3628	2523.05
16	8.639	Dieldrin	0.3067	0.7667	1.0000	0.3067	2197.18
0	9.005	Endrin	0.0000	0.0000	1.0000	0.0000	0.00
0	9.102	4,4'-DDD	0.0000	0.0000	1.0000	0.0000	0.00
0	9.345	Endosulfan II	0.0000	0.0000	1.0000	0.0000	0.00
0	9.521	4,4'-DDT	0.0000	0.0000	1.0000	0.0000	0.00
17	9.937	Endrin aldehyde	2.1672	5.4180	1.0000	2.1672	11464.79
0	10.226	Methoxychlor	0.0000	0.0000	1.0000	0.0000	0.00
0	10.417	Mirex	0.0000	0.0000	1.0000	0.0000	0.00
0	10.553	Endosulfan sulfate	0.0000	0.0000	1.0000	0.0000	0.00
0	10.915	Endrin Ketone	0.0000	0.0000	1.0000	0.0000	0.00
18	12.081	% DCBP	81.9492	204.8729	1.0000	81.9492	516536.48
				686.2295	25.0000	274.4918	1239895.90

Client Id: QC Blank BY54998

Software Version: 4.1<1L22>
Date: 7/14/2017 07:43 AM
Sample Name : blk 54998 2xc cu
Data File : E:\TC2017\ECD7\07-JUL\713B018.RAW Date: 7/13/2017 02:45 PM
Sequence File: E:\TC2017\ECD7\07-JUL\PEST_SEQ.SEQ Cycle: 216 Channel : B
Instrument : AUTO_ECD7 Rack/Vial: 0/0 Operator: CW
Sample Amount : 1.0000 Dilution Factor : 1.00

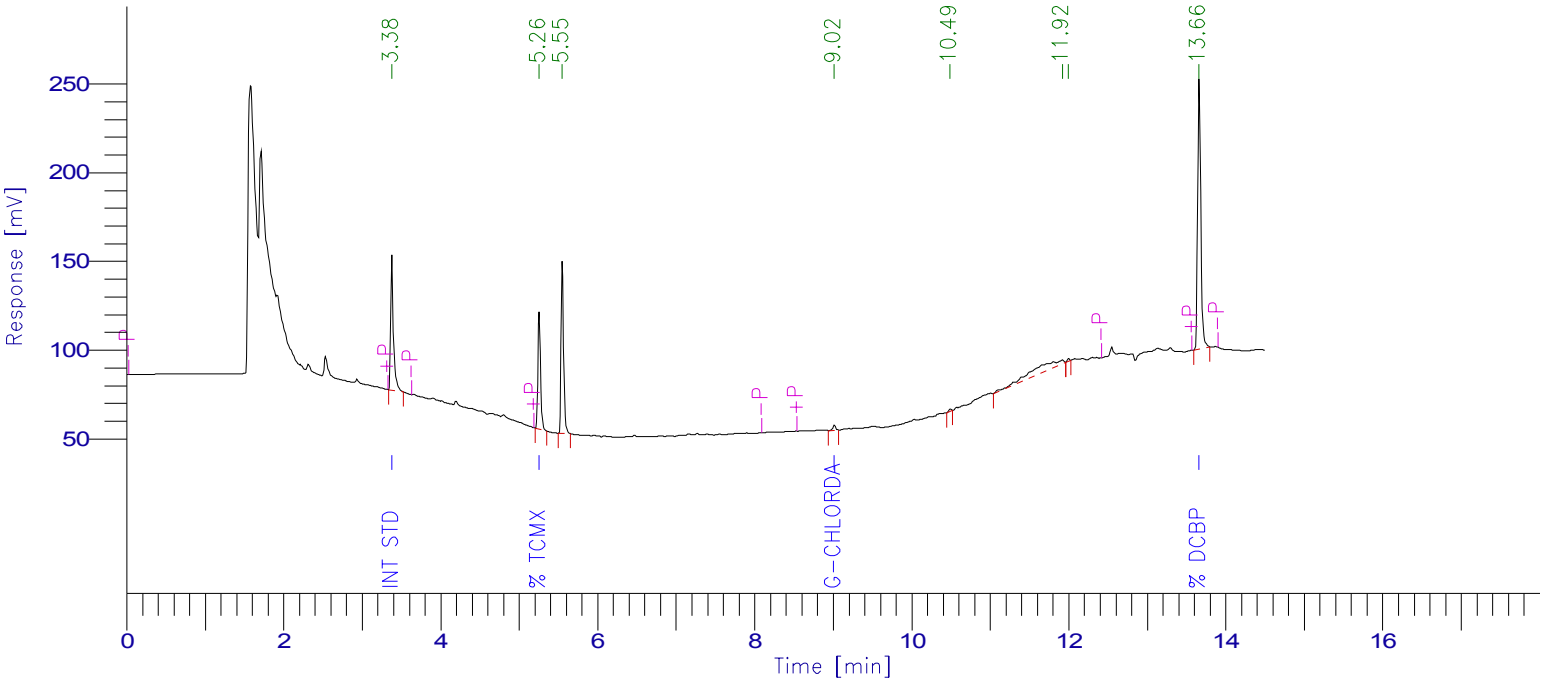

PESTICIDE REPORT

Peak #	Time [min]	Component Name	Raw Amount	Surrogate Recovery TCMX & DCBP	Multiplier	Adjusted Amount for Labowrks	Area [µV·s]
1	3.382	Int Std	100.0000	250.0000	1.0000	100.0000	191425.73
2	5.258	% TCMX	89.6203	224.0507	1.0000	89.6203	152369.39
0	5.969	a-BHC	0.0000	0.0000	1.0000	0.0000	0.00
0	6.040	Hexachlorobenzene	0.0000	0.0000	1.0000	0.0000	0.00
0	6.479	g-BHC	0.0000	0.0000	1.0000	0.0000	0.00
0	6.802	b-BHC	0.0000	0.0000	1.0000	0.0000	0.00
0	7.153	d-BHC	0.0000	0.0000	1.0000	0.0000	0.00
0	7.396	Heptachlor	0.0000	0.0000	1.0000	0.0000	0.00
0	7.905	Aldrin	0.0000	0.0000	1.0000	0.0000	0.00
0	8.592	Heptachlor epoxide	0.0000	0.0000	1.0000	0.0000	0.00
4	9.016	g-Chlordane	1.6368	4.0921	1.0000	1.6368	7096.03
0	9.157	a-Chlordane	0.0000	0.0000	1.0000	0.0000	0.00
0	9.214	Endosulfan I	0.0000	0.0000	1.0000	0.0000	0.00
0	9.510	4,4'-DDE	0.0000	0.0000	1.0000	0.0000	0.00
0	9.685	Dieldrin	0.0000	0.0000	1.0000	0.0000	0.00
0	10.045	Endrin	0.0000	0.0000	1.0000	0.0000	0.00
0	10.338	4,4'-DDD	0.0000	0.0000	1.0000	0.0000	0.00
0	10.388	Endosulfan II	0.0000	0.0000	1.0000	0.0000	0.00
0	10.585	Endrin aldehyde	0.0000	0.0000	1.0000	0.0000	0.00
0	10.804	4,4'-DDT	0.0000	0.0000	1.0000	0.0000	0.00
0	10.931	Endosulfan sulfate	0.0000	0.0000	1.0000	0.0000	0.00
0	11.493	Methoxychlor	0.0000	0.0000	1.0000	0.0000	0.00
0	11.561	Endrin Ketone	0.0000	0.0000	1.0000	0.0000	0.00
0	12.209	Mirex	0.0000	0.0000	1.0000	0.0000	0.00
8	13.660	% DCBP	93.8973	234.7431	1.0000	93.8973	421881.87
				712.8858	25.0000	285.1543	772773.03

ASE **Soil Ext. for Pesticide**

ASEPEST-393357 **QAQC Code** #Q$PESTS **QAQC Sample #** BY54998 07/12/17 9:02 AM

Sample / C#	Acode	Analysis/ ASE Id	Initial Vol(mL)	Surrogate Vol (ml)	Final Vol (ml)	Cell #	Comments	Start Date	Finish Date	Initials
BY54998 **	BLK	ASE #1	15	0.5	5	623		07/12	07/12	Q/V
BY54998 **	LCS	ASE #1 VOA	15	0.5	5	T74	0.5mL SP	07/12	07/12	Q/V
BY54998 **	LCSD	ASE #1	15	0.5	5	D23	0.5mL SP	07/12	07/12	Q/V
BY54998 ** - 1	MS	ASE #1	15.20	0.5	5	055	0.5mL SP	07/12	07/12	Q/V
BY54998 ** - 1	MSD	ASE #1	15.21	0.5	5	043	0.5mL SP	07/12	07/12	Q/V
BY54991 ** - 1	ASEPEST-NY	ASE #1 PCB V	15.06	0.5	5	564		07/12	07/12	Q/V
BY54992 ** - 1	ASEPEST-NY	ASE #1 PCB V	15.05	0.5	5	T86		07/12	07/12	Q/V
BY54993 ** - 1	ASEPEST-NY	ASE #1 PCB V	15.39	0.5	5	D66		07/12	07/12	Q/V
BY54994 ** - 1	ASEPEST-NY	ASE #1 PCB V	15.07	0.5	5	T37		07/12	07/12	Q/V
BY54995 ** - 1	ASEPEST-NY	ASE #1 PCB V	15.35	0.5	5	T25		07/12	07/12	Q/V
BY54996 ** - 3	ASEPEST-NY	ASE #1 PCB V	15.10	0.5	5	D64		07/12	07/12	Q/V
BY54997 ** - 1	ASEPEST-NY	ASE #1 PCB V	15.08	0.5	5	D5		07/12	07/12	Q/V
BY54998 ** - 1	ASEPEST-NY	ASE #1 PCB V	15.13	0.5	5	T34		07/12	07/12	Q/V
BY56570 * - 4	ASEPEST-NY	ASE #1 PCB	15.41	0.5	5	D37		07/12	07/12	Q/V
BY56838 - 3	ASEPEST-NY	ASE #1 PCB	15.10	0.5	5	T20		07/12	07/12	Q/V
BY56840 - 1	ASEPEST-NY	ASE #1 PCB	15.23	0.5	5	035		07/12	07/12	Q/V
BY56842 - 3	ASEPEST-NY	ASE #1 PCB	15.14	0.5	5	T62		07/12	07/12	Q/V
BY56844 - 1	ASEPEST-NY	ASE #1 PCB	15.12	0.5	5	T85		07/12	07/12	Q/V
BY56846 - 1	ASEPEST-NY	ASE #1 PCB	7.04	0.5	5	D21		07/12	07/12	Q/V
BY57286 - 1	ASEPEST-NY	ASE #1 VOA	15.09	0.5	5	R244		07/12	07/12	Q/V
BY57368 ** - 3	ASEPEST-NY	ASE #1 PCB V	15.44	0.5	5	768		07/12	07/12	JJ/V
BY57405 ** - 3	ASEPEST-NY	ASE #1 PCB	15.07	0.5	5	D6		07/12	07/12	JJ/V
BY57407 ** - 1	ASEPEST-NY	ASE #1 PCB	15.46	0.5	5	D69		07/12	07/12	JJ/V

QC Rpt Cmnt Gamma chlordane recovery is reported as chlordane in the LCS, LCSD, MS and MSD. Several of the RPDs are above the criteria. Both of the recoveries are within the acceptable range. No significant bias is suspected.

Prep Comment

Post Comment

Surrogate Id # ultra (ISM-320) **Tracking #** **Time In**

Spike # restek (32415)/Abs(70195)/Abs(7943 **Tracking #** **Time Out**

LCSID # restek (32415)/Abs(70195)/Abs(7943 **Tracking #** **Temp**

Standards **Time Basic**

Vendor Id	Item ID	Phoenix Lot Number	Vendor Lot Number	Expiration Date
Brand-Nu	95% Hexane	S#7PC	DR859	01/01/18
Brand-Nu	Acetone	S#7M4	170015	12/27/17
Brand-Nu	Hexane			
Phoenix	P/P - SURROGATE PREP	P/P08Q	----------	12/27/17
Phoenix	PEST - PREP SM SPIKE	PEST14V	----------	12/26/17

PHOENIX
Environmental Laboratories, Inc.

587 East Middle Turnpike, P.O. Box 370, Manchester, CT 06040
Telephone: 860.645.1102 • Fax: 860.645.0823

NY ANALYTICAL SERVICES PROTOCOL
DATA PACKAGE

Client: NETC

125 BATH ST

Laboratory Project: GBY54991

Metals (Soil)
Ver 1

Inorganic Data Flags

• C (Concentration) Qualifiers:

J – The reported value was obtained from a reading that was less than the Reporting Level (RL) but greater than or equal to the Instrument Detection Limit (IDL)

U – The analyte was analyzed for but not detected at or above the IDL

• Q Qualifiers:

E - The reported value is estimated because of the presence of interference. An explanatory note shall be included in the project narrative (if the problem applies to all samples) or on the specific FORM I-IN (if it is an isolated problem).

M- Duplicate injection precision not met.

N - Spiked sample recovery not within control limits.

S - The reported value was determined by the Method of Standard Additions (MSA).

W - Post-digestion spike for Furnace AA analysis is out of control limits (85-115%), while sample absorbance is less than 50% of spike absorbance.

* - Duplicate analysis not within control limits.

+ - Correlation coefficient for the MSA is less than 0.995.

• M (Method) Qualifiers:

"P" - ICP
"A" - Flame AA
"F" - Furnace AA
"PM" - ICP when Microwave Digestion is used
"AM" - Flame AA when Microwave Digestion is used
"FM" - Furnace AA when Microwave Digestion is used
"CV" - Manual Cold Vapor AA
"AV" - Automated Cold Vapor AA
"CA" - Midi-Distillation Spectrophotometric
"AS" - Semi-Automated Spectrophotometric
"C" - Manual Spectrophotometric
"T" - Titrimetric
" " - where no data have been entered
"NR" - the analyte is not required to be analyzed
"G" - Gravimetric

PHOENIX
Environmental Laboratories, Inc.
587 East Middle Turnpike, P.O.Box 370, Manchester, CT 06040
Tel. (860) 645-1102 Fax (860) 645-0823

ACCREDITED IN ACCORDANCE WITH nelac NY # 11301

SDG: GBY54991

Metals Soil Conformance / Non-Conformance Summary

Project ID / Client ID: 125 BATH ST, NETC

Form 1 (Analysis):

The following samples/analytes were flagged for non-compliance:
TMD-SM-393271 MS (N flag): BY54991, BY54992, BY54993, BY54994, BY54995, BY54996, BY54997, BY54998; Potassium, Sodium

Form 2A (Initial & Continuing Calibration Verification):

All Initial and Continuing Calibrations met criteria with the following exceptions: None.

Form 2B (CRDL):

All CRDLs met criteria with the following exceptions:
ARCOS CRDL 07/14/2017 03:20: Calcium (160% [70-130]), Iron (213% [70-130]), Lead (145% [70-130]), Antimony (65% [70-130])
ARCOS I-CRDL 07/14/2017 10:37: Iron (180% [70-130]), Sodium (166% [70-130])
ARCOS CRDL 07/14/2017 15:58: Iron (148% [70-130]), Zinc (133% [70-130])

Form 3 (Continuing and Preparation Blanks):

All Continuing and Preparation Blanks were Non-Detect with the following exceptions:
ARCOS BLK 07/14/2017 00:50: Iron (5.3 mg/kg)
ARCOS CCB 07/14/2017 01:08: Selenium (20 ug/L)
ARCOS CCB 07/14/2017 02:54: Selenium (20 ug/L)
ARCOS CCB 07/14/2017 03:50: Selenium (23 ug/L)
ARCOS CCB 07/14/2017 11:21: Sodium (201 ug/L)
ARCOS BLK 07/14/2017 11:27: Sodium (7.4 mg/kg)
ARCOS CCB 07/14/2017 11:56: Sodium (109 ug/L), Selenium (22 ug/L)
ARCOS CCB 07/14/2017 13:04: Selenium (22 ug/L)
ARCOS CCB 07/14/2017 13:34: Selenium (22 ug/L)
ARCOS CCB 07/14/2017 13:57: Selenium (21 ug/L)
- A sample bias is not suspected for Iron and Sodium because the concentrations are greater than 5X the amounts found in the blanks.
- A sample bias is not suspected for Selenium because the concentrations are below the RL.

Form 4 (ICP Interference Check):

All ICP Interference Checks met criteria with the following exceptions: None.

Form 5 (Matrix Spikes):

All Matrix Spikes met criteria with the following exceptions:
BY54998 MS: Potassium (162% [75-125], Post Spike 104% [Pass]), Sodium (192% [75-125], Post Spike 126% [Fail])

Form 6 (Duplicates):

All Sample Duplicates met criteria with the following exceptions: None.

Form 7 (Laboratory Control Samples):

All Laboratory Control Samples met criteria with the following exceptions: None.
Note that the laboratory performs a LCS and LCSD; only the LCS is reported on Form 7.

PHOENIX
Environmental Laboratories, Inc.
587 East Middle Turnpike, P.O.Box 370, Manchester, CT 06040
Tel. (860) 645-1102 Fax (860) 645-0823

ACCREDITED IN ACCORDANCE WITH nelac NY # 11301

SDG: GBY54991

Metals Soil Conformance / Non-Conformance Summary

Project ID / Client ID: 125 BATH ST, NETC

Form 9 (Serial Dilution):

All Serial Dilutions met criteria with the following exceptions: None.

Observations: The TAL Metals are reported for this data set.

Ethan Lee 07/26/17

Ethan Lee
Project Manager

INORGANIC ANALYSIS DATA SHEET

Client Id: BB-2/S-1

Lab Name: Phoenix Environmental Labs Client: NETC

Lab Code: Phoenix SDG No.: GBY54991

Lab Sample Id: BY54991 Sample Matrix: SOIL

Date Received: 7/7/2017 Percent Solids: 95.0

Concentration Units (mg/L or mg/kg dry weight): mg/Kg

CAS No.	Analyte	Concentration	C	Q	MDL LOD	PQL RL	DF	Date Analyzed	M
7440-22-4	Silver	0.35	U		0.35	0.35	1	07/14/17	P
7429-90-5	Aluminum	1010			0.7	3.5	1	07/14/17	P
7440-38-2	Arsenic	7.36			0.7	0.70	1	07/14/17	P
7440-39-3	Barium	34.1			0.35	0.7	1	07/14/17	P
7440-41-7	Beryllium	0.17	J		0.14	0.28	1	07/14/17	P
7440-70-2	Calcium	178000			320	350	100	07/14/17	P
7440-43-9	Cadmium	0.35	U		0.35	0.35	1	07/14/17	P
7440-48-4	Cobalt	1.99			0.35	0.35	1	07/14/17	P
7440-47-3	Chromium	3.48			0.35	0.35	1	07/14/17	P
7440-50-8	Copper	4.87			0.35	0.35	1	07/14/17	P
7439-89-6	Iron	4640			3.5	3.5	1	07/14/17	P
7439-97-6	Mercury	0.02	U		0.02	0.02	1	07/12/17	AV
7440-09-7	Potassium	626		N	2.7	7	1	07/14/17	P
7439-95-4	Magnesium	83000			350	350	100	07/14/17	P
7439-96-5	Manganese	174			3.5	3.5	10	07/14/17	P
7440-23-5	Sodium	164		N	3	7	1	07/14/17	P
7440-02-0	Nickel	6.20			0.35	0.35	1	07/14/17	P
7439-92-1	Lead	7.5			0.35	0.7	1	07/14/17	P
7440-36-0	Antimony	2.1			1.8	1.8	1	07/14/17	P
7782-49-2	Selenium	1.4	U		1.2	1.4	1	07/14/17	P
7440-28-0	Thallium	1.4	U		1.4	1.4	1	07/14/17	P
7440-62-2	Vanadium	6.45			0.35	0.35	1	07/14/17	P
7440-66-6	Zinc	17.4			0.35	0.7	1	07/14/17	P

FORM I - IN

INORGANIC ANALYSIS DATA SHEET

Client Id: BB-3/S-1

Lab Name: Phoenix Environmental Labs Client: NETC

Lab Code: Phoenix SDG No.: GBY54991

Lab Sample Id: BY54992 Sample Matrix: SOIL

Date Received: 7/7/2017 Percent Solids: 86.0

Concentration Units (mg/L or mg/kg dry weight): mg/Kg

CAS No.	Analyte	Concentration	C	Q	MDL LOD	PQL RL	DF	Date Analyzed	M
7440-22-4	Silver	0.37	U		0.37	0.37	1	07/14/17	P
7429-90-5	Aluminum	5030			7.5	37	10	07/14/17	P
7440-38-2	Arsenic	1.84			0.75	0.75	1	07/14/17	P
7440-39-3	Barium	22.8			0.37	0.7	1	07/14/17	P
7440-41-7	Beryllium	0.30			0.15	0.30	1	07/14/17	P
7440-70-2	Calcium	2870			3.4	3.7	1	07/14/17	P
7440-43-9	Cadmium	0.37	U		0.37	0.37	1	07/14/17	P
7440-48-4	Cobalt	5.47			0.37	0.37	1	07/14/17	P
7440-47-3	Chromium	9.24			0.37	0.37	1	07/14/17	P
7440-50-8	Copper	3.95			0.37	0.37	1	07/14/17	P
7439-89-6	Iron	12000			37	37	10	07/14/17	P
7439-97-6	Mercury	0.03	U		0.02	0.03	1	07/12/17	AV
7440-09-7	Potassium	518		N	2.9	7	1	07/14/17	P
7439-95-4	Magnesium	1830			3.7	3.7	1	07/14/17	P
7439-96-5	Manganese	206			3.7	3.7	10	07/14/17	P
7440-23-5	Sodium	217		N	3.2	7	1	07/14/17	P
7440-02-0	Nickel	5.24			0.37	0.37	1	07/14/17	P
7439-92-1	Lead	3.0			0.37	0.7	1	07/14/17	P
7440-36-0	Antimony	1.9	U		1.9	1.9	1	07/14/17	P
7782-49-2	Selenium	1.5	U		1.3	1.5	1	07/14/17	P
7440-28-0	Thallium	1.5	U		1.5	1.5	1	07/14/17	P
7440-62-2	Vanadium	19.3			0.37	0.37	1	07/14/17	P
7440-66-6	Zinc	35.4			0.37	0.7	1	07/14/17	P

FORM I - IN

INORGANIC ANALYSIS DATA SHEET

Client Id: DB-2/S-1

Lab Name: Phoenix Environmental Labs Client: NETC

Lab Code: Phoenix SDG No.: GBY54991

Lab Sample Id: BY54993 Sample Matrix: SOIL

Date Received: 7/7/2017 Percent Solids: 88.0

Concentration Units (mg/L or mg/kg dry weight): mg/Kg

CAS No.	Analyte	Concentration	C	Q	MDL LOD	PQL RL	DF	Date Analyzed	M
7440-22-4	Silver	0.39	U		0.39	0.39	1	07/14/17	P
7429-90-5	Aluminum	6810			7.8	39	10	07/14/17	P
7440-38-2	Arsenic	1.63			0.78	0.78	1	07/14/17	P
7440-39-3	Barium	16.7			0.39	0.8	1	07/14/17	P
7440-41-7	Beryllium	0.30	J		0.16	0.31	1	07/14/17	P
7440-70-2	Calcium	5890			3.6	3.9	1	07/14/17	P
7440-43-9	Cadmium	0.39	U		0.39	0.39	1	07/14/17	P
7440-48-4	Cobalt	3.86			0.39	0.39	1	07/14/17	P
7440-47-3	Chromium	10.6			0.39	0.39	1	07/14/17	P
7440-50-8	Copper	5.96			0.39	0.39	1	07/14/17	P
7439-89-6	Iron	8580			39	39	10	07/14/17	P
7439-97-6	Mercury	0.03	J		0.02	0.03	1	07/12/17	AV
7440-09-7	Potassium	587		N	3	8	1	07/14/17	P
7439-95-4	Magnesium	2050			3.9	3.9	1	07/14/17	P
7439-96-5	Manganese	132			0.39	0.39	1	07/14/17	P
7440-23-5	Sodium	206		N	3.3	8	1	07/14/17	P
7440-02-0	Nickel	4.98			0.39	0.39	1	07/14/17	P
7439-92-1	Lead	5.9			0.39	0.8	1	07/14/17	P
7440-36-0	Antimony	2.9			1.9	1.9	1	07/14/17	P
7782-49-2	Selenium	1.6	U		1.3	1.6	1	07/14/17	P
7440-28-0	Thallium	1.6	U		1.6	1.6	1	07/14/17	P
7440-62-2	Vanadium	21.6			0.39	0.39	1	07/14/17	P
7440-66-6	Zinc	32.0			0.39	0.8	1	07/14/17	P

FORM I - IN

1

INORGANIC ANALYSIS DATA SHEET

Client Id: DB-1/S-2

Lab Name: Phoenix Environmental Labs Client: NETC

Lab Code: Phoenix SDG No.: GBY54991

Lab Sample Id: BY54994 Sample Matrix: SOIL

Date Received: 7/7/2017 Percent Solids: 76.0

Concentration Units (mg/L or mg/kg dry weight): mg/Kg

CAS No.	Analyte	Concentration	C	Q	MDL LOD	PQL RL	DF	Date Analyzed	M
7440-22-4	Silver	0.43	U		0.43	0.43	1	07/14/17	P
7429-90-5	Aluminum	12000			8.5	43	10	07/14/17	P
7440-38-2	Arsenic	1.34			0.85	0.85	1	07/14/17	P
7440-39-3	Barium	52.9			0.43	0.9	1	07/14/17	P
7440-41-7	Beryllium	0.44			0.17	0.34	1	07/14/17	P
7440-70-2	Calcium	3720			3.9	4.3	1	07/14/17	P
7440-43-9	Cadmium	0.43	U		0.43	0.43	1	07/14/17	P
7440-48-4	Cobalt	6.21			0.43	0.43	1	07/14/17	P
7440-47-3	Chromium	10.6			0.43	0.43	1	07/14/17	P
7440-50-8	Copper	8.72			0.43	0.43	1	07/14/17	P
7439-89-6	Iron	14200			43	43	10	07/14/17	P
7439-97-6	Mercury	0.02	J		0.02	0.03	1	07/12/17	AV
7440-09-7	Potassium	957		N	3.3	9	1	07/14/17	P
7439-95-4	Magnesium	2100			4.3	4.3	1	07/14/17	P
7439-96-5	Manganese	189			4.3	4.3	10	07/14/17	P
7440-23-5	Sodium	263		N	3.7	9	1	07/14/17	P
7440-02-0	Nickel	7.58			0.43	0.43	1	07/14/17	P
7439-92-1	Lead	26.7			0.43	0.9	1	07/14/17	P
7440-36-0	Antimony	2.1	U		2.1	2.1	1	07/14/17	P
7782-49-2	Selenium	1.7	U		1.5	1.7	1	07/14/17	P
7440-28-0	Thallium	1.7	U		1.7	1.7	1	07/14/17	P
7440-62-2	Vanadium	30.7			0.43	0.43	1	07/14/17	P
7440-66-6	Zinc	38.1			0.43	0.9	1	07/14/17	P

FORM I - IN

INORGANIC ANALYSIS DATA SHEET

Client Id: USB-1/S-1

Lab Name: Phoenix Environmental Labs | Client: NETC

Lab Code: Phoenix | SDG No.: GBY54991

Lab Sample Id: BY54995 | Sample Matrix: SOIL

Date Received: 7/7/2017 | Percent Solids: 85.0

Concentration Units (mg/L or mg/kg dry weight): mg/Kg

CAS No.	Analyte	Concentration	C	Q	MDL LOD	PQL RL	DF	Date Analyzed	M
7440-22-4	Silver	0.38	U		0.38	0.38	1	07/14/17	P
7429-90-5	Aluminum	6610			7.5	38	10	07/14/17	P
7440-38-2	Arsenic	5.20			0.75	0.75	1	07/14/17	P
7440-39-3	Barium	90.8			0.38	0.8	1	07/14/17	P
7440-41-7	Beryllium	0.29	J		0.15	0.30	1	07/14/17	P
7440-70-2	Calcium	83600			35	38	10	07/14/17	P
7440-43-9	Cadmium	0.39			0.38	0.38	1	07/14/17	P
7440-48-4	Cobalt	3.83			0.38	0.38	1	07/14/17	P
7440-47-3	Chromium	181			3.8	3.8	10	07/14/17	P
7440-50-8	Copper	19.1			0.38	0.38	1	07/14/17	P
7439-89-6	Iron	11400			38	38	10	07/14/17	P
7439-97-6	Mercury	0.03	U		0.02	0.03	1	07/12/17	AV
7440-09-7	Potassium	1120		N	2.9	8	1	07/14/17	P
7439-95-4	Magnesium	34200			38	38	10	07/14/17	P
7439-96-5	Manganese	185			3.8	3.8	10	07/14/17	P
7440-23-5	Sodium	673		N	3.2	8	1	07/14/17	P
7440-02-0	Nickel	8.69			0.38	0.38	1	07/14/17	P
7439-92-1	Lead	18.0			0.38	0.8	1	07/14/17	P
7440-36-0	Antimony	1.9	U		1.9	1.9	1	07/14/17	P
7782-49-2	Selenium	1.5	U		1.3	1.5	1	07/14/17	P
7440-28-0	Thallium	1.5	U		1.5	1.5	1	07/14/17	P
7440-62-2	Vanadium	16.1			0.38	0.38	1	07/14/17	P
7440-66-6	Zinc	49.2			0.38	0.8	1	07/14/17	P

FORM I - IN

INORGANIC ANALYSIS DATA SHEET

Client Id: USB-1/S-3

Lab Name: Phoenix Environmental Labs | Client: NETC

Lab Code: Phoenix | SDG No.: GBY54991

Lab Sample Id: BY54996 | Sample Matrix: SOIL

Date Received: 7/7/2017 | Percent Solids: 80.0

Concentration Units (mg/L or mg/kg dry weight): mg/Kg

CAS No.	Analyte	Concentration	C	Q	MDL LOD	PQL RL	DF	Date Analyzed	M
7440-22-4	Silver	0.45	U		0.45	0.45	1	07/14/17	P
7429-90-5	Aluminum	5830			8.9	45	10	07/14/17	P
7440-38-2	Arsenic	0.89	U		0.89	0.89	1	07/14/17	P
7440-39-3	Barium	11.9			0.45	0.9	1	07/14/17	P
7440-41-7	Beryllium	0.31	J		0.18	0.36	1	07/14/17	P
7440-70-2	Calcium	11300			4.1	4.5	1	07/14/17	P
7440-43-9	Cadmium	0.45	U		0.45	0.45	1	07/14/17	P
7440-48-4	Cobalt	5.99			0.45	0.45	1	07/14/17	P
7440-47-3	Chromium	8.19			0.45	0.45	1	07/14/17	P
7440-50-8	Copper	5.44			0.45	0.45	1	07/14/17	P
7439-89-6	Iron	13100			45	45	10	07/14/17	P
7439-97-6	Mercury	0.03	U		0.02	0.03	1	07/12/17	AV
7440-09-7	Potassium	699		N	3.5	9	1	07/14/17	P
7439-95-4	Magnesium	4290			4.5	4.5	1	07/14/17	P
7439-96-5	Manganese	286			4.5	4.5	10	07/14/17	P
7440-23-5	Sodium	502		N	3.8	9	1	07/14/17	P
7440-02-0	Nickel	5.50			0.45	0.45	1	07/14/17	P
7439-92-1	Lead	1.9			0.45	0.9	1	07/14/17	P
7440-36-0	Antimony	2.2	U		2.2	2.2	1	07/14/17	P
7782-49-2	Selenium	1.8	U		1.5	1.8	1	07/14/17	P
7440-28-0	Thallium	1.8	U		1.8	1.8	1	07/14/17	P
7440-62-2	Vanadium	26.4			0.45	0.45	1	07/14/17	P
7440-66-6	Zinc	28.1			0.45	0.9	1	07/14/17	P

FORM I - IN

INORGANIC ANALYSIS DATA SHEET

Client Id: USB-2/S-2

Lab Name: Phoenix Environmental Labs Client: NETC

Lab Code: Phoenix SDG No.: GBY54991

Lab Sample Id: BY54997 Sample Matrix: SOIL

Date Received: 7/7/2017 Percent Solids: 84.0

Concentration Units (mg/L or mg/kg dry weight): mg/Kg

CAS No.	Analyte	Concentration	C	Q	MDL LOD	PQL RL	DF	Date Analyzed	M
7440-22-4	Silver	0.39	U		0.39	0.39	1	07/14/17	P
7429-90-5	Aluminum	6920			7.7	39	10	07/14/17	P
7440-38-2	Arsenic	1.63			0.77	0.77	1	07/14/17	P
7440-39-3	Barium	28.8			0.39	0.8	1	07/14/17	P
7440-41-7	Beryllium	0.37			0.15	0.31	1	07/14/17	P
7440-70-2	Calcium	9410			3.6	3.9	1	07/14/17	P
7440-43-9	Cadmium	0.39	U		0.39	0.39	1	07/14/17	P
7440-48-4	Cobalt	5.95			0.39	0.39	1	07/14/17	P
7440-47-3	Chromium	92.0			0.39	0.39	1	07/14/17	P
7440-50-8	Copper	16.4			0.39	0.39	1	07/14/17	P
7439-89-6	Iron	14100			39	39	10	07/14/17	P
7439-97-6	Mercury	0.03	U		0.02	0.03	1	07/12/17	AV
7440-09-7	Potassium	1110		N	3	8	1	07/14/17	P
7439-95-4	Magnesium	2990			3.9	3.9	1	07/14/17	P
7439-96-5	Manganese	161			3.9	3.9	10	07/14/17	P
7440-23-5	Sodium	824		N	3.3	8	1	07/14/17	P
7440-02-0	Nickel	6.61			0.39	0.39	1	07/14/17	P
7439-92-1	Lead	22.7			0.39	0.8	1	07/14/17	P
7440-36-0	Antimony	1.9	U		1.9	1.9	1	07/14/17	P
7782-49-2	Selenium	1.5	U		1.3	1.5	1	07/14/17	P
7440-28-0	Thallium	1.5	U		1.5	1.5	1	07/14/17	P
7440-62-2	Vanadium	23.9			0.39	0.39	1	07/14/17	P
7440-66-6	Zinc	52.2			0.39	0.8	1	07/14/17	P

FORM I - IN

INORGANIC ANALYSIS DATA SHEET

Client Id: USB-2/S-3A

Lab Name: Phoenix Environmental Labs Client: NETC

Lab Code: Phoenix SDG No.: GBY54991

Lab Sample Id: BY54998 Sample Matrix: SOIL

Date Received: 7/7/2017 Percent Solids: 82.0

Concentration Units (mg/L or mg/kg dry weight): mg/Kg

CAS No.	Analyte	Concentration	C	Q	MDL LOD	PQL RL	DF	Date Analyzed	M
7440-22-4	Silver	0.41	U		0.41	0.41	1	07/14/17	P
7429-90-5	Aluminum	7820			8.2	41	10	07/14/17	P
7440-38-2	Arsenic	1.81			0.82	0.82	1	07/14/17	P
7440-39-3	Barium	19.8			0.41	0.8	1	07/14/17	P
7440-41-7	Beryllium	0.44			0.16	0.33	1	07/14/17	P
7440-70-2	Calcium	5610			3.8	4.1	1	07/14/17	P
7440-43-9	Cadmium	0.41	U		0.41	0.41	1	07/14/17	P
7440-48-4	Cobalt	6.01			0.41	0.41	1	07/14/17	P
7440-47-3	Chromium	9.23			0.41	0.41	1	07/14/17	P
7440-50-8	Copper	7.32			0.41	0.41	1	07/14/17	P
7439-89-6	Iron	15800			41	41	10	07/14/17	P
7439-97-6	Mercury	0.03	U		0.02	0.03	1	07/12/17	AV
7440-09-7	Potassium	1130		N	32	82	10	07/14/17	P
7439-95-4	Magnesium	2570			4.1	4.1	1	07/14/17	P
7439-96-5	Manganese	143			0.41	0.41	1	07/14/17	P
7440-23-5	Sodium	614		N	3.5	8	1	07/14/17	P
7440-02-0	Nickel	6.65			0.41	0.41	1	07/14/17	P
7439-92-1	Lead	1.1			0.41	0.8	1	07/14/17	P
7440-36-0	Antimony	2.1	U		2.1	2.1	1	07/14/17	P
7782-49-2	Selenium	1.6	U		1.4	1.6	1	07/14/17	P
7440-28-0	Thallium	1.6	U		1.6	1.6	1	07/14/17	P
7440-62-2	Vanadium	27.6			0.41	0.41	1	07/14/17	P
7440-66-6	Zinc	34.4			0.41	0.8	1	07/14/17	P

FORM I - IN

2A
INITIAL AND CONTINUING CALIBRATION VERIFICATION

Lab Name: Phoenix Environmental Labs Client: NETC

Lab Code: Phoenix SDG: GBY54991

Initial Calibration Source: Absolute Standard (CVS)

Continuing Calibration Source: Inorganic Ventures (IPC1+2)

Instrument: ARCOS

Concentration Units: mg/l

Analyte	Initial Calibration 07/13/17 06:41			Continuing Calibration 07/14/17 00:29			Continuing Calibration 07/14/17 01:05			M
	True	Found	%R	True	Found	%R	True	Found	%R	
Silver	0.2500	0.2483	99.3							P
Aluminum	1.000	0.9853	98.5	1.000	1.024	102.4	1.000	1.046	104.6	P
Arsenic	1.000	1.008	100.8	1.000	1.040	104.0	1.000	1.070	107.0	P
Barium	1.000	1.008	100.8							P
Beryllium	1.000	1.009	100.9							P
Calcium	1.000	0.9997	100.0	1.000	1.020	102.0	1.000	1.031	103.1	P
Cadmium	1.000	1.004	100.4							P
Cobalt	1.000	1.012	101.2							P
Chromium	1.000	1.006	100.6				1.000	1.040	104.0	P
Copper	1.000	1.001	100.1							P
Iron	1.000	1.026	102.6	1.000	1.040	104.0	1.000	1.081	108.1	P
Mercury										
Potassium	5.000	5.058	101.2	5.000	5.488	109.8	5.000	5.497	109.9	P
Magnesium	1.000	1.002	100.2	1.000	1.015	101.5	1.000	1.034	103.4	P
Manganese	1.000	0.9955	99.6				1.000	1.037	103.7	P
Sodium										
Nickel	1.000	1.019	101.9							P
Lead	1.000	1.000	100.0							P
Antimony	1.000	1.038	103.8	1.000	1.045	104.5	1.000	1.072	107.2	P
Selenium	1.000	1.008	100.8	1.000	1.049	104.9	1.000	1.068	106.8	P
Thallium	1.000	1.032	103.2	1.000	1.048	104.8	1.000	1.074	107.4	P
Vanadium	1.000	1.020	102.0							P
Zinc	1.000	0.9767	97.7							P

(1) Control Limits: Mercury 80-120; Other Metals 90-110

FORM II - IN (PART 1) - 1

2A
INITIAL AND CONTINUING CALIBRATION VERIFICATION

Lab Name: Phoenix Environmental Labs Client: NETC

Lab Code: Phoenix SDG: GBY54991

Initial Calibration Source: Absolute Standard (CVS)

Continuing Calibration Source: Inorganic Ventures (IPC1+2)

Instrument: ARCOS

Concentration Units: mg/l

Analyte	Continuing Calibration 07/14/17 01:40 True	Found	%R	Continuing Calibration 07/14/17 02:15 True	Found	%R	Continuing Calibration 07/14/17 02:51 True	Found	%R	M
Silver	0.2500	0.2640	105.6	0.2500	0.2713	108.5	0.2500	0.2665	106.6	P
Aluminum	1.000	1.063	106.3	1.000	1.087	108.7	1.000	1.076	107.6	P
Arsenic							1.000	1.093	109.3	P
Barium	1.000	1.072	107.2	1.000	1.090	109.0	1.000	1.076	107.6	P
Beryllium	1.000	1.059	105.9	1.000	1.075	107.5	1.000	1.064	106.4	P
Calcium	1.000	1.043	104.3	1.000	1.058	105.8	1.000	1.080	108.0	P
Cadmium	1.000	1.045	104.5	1.000	1.057	105.7	1.000	1.048	104.8	P
Cobalt	1.000	1.065	106.5	1.000	1.082	108.2	1.000	1.069	106.9	P
Chromium	1.000	1.058	105.8	1.000	1.077	107.7	1.000	1.063	106.3	P
Copper	1.000	1.085	108.5	1.000	1.103	110.3	1.000	1.088	108.8	P
Iron										
Mercury										
Potassium										
Magnesium	1.000	1.054	105.4	1.000	1.078	107.8	1.000	1.082	108.2	P
Manganese	1.000	1.052	105.2	1.000	1.067	106.7	1.000	1.056	105.6	P
Sodium										
Nickel	1.000	1.070	107.0	1.000	1.088	108.8	1.000	1.074	107.4	P
Lead	1.000	1.040	104.0	1.000	1.064	106.4	1.000	1.037	103.7	P
Antimony							1.000	1.098	109.8	P
Selenium							1.000	1.084	108.4	P
Thallium							1.000	1.094	109.4	P
Vanadium	1.000	1.074	107.4	1.000	1.092	109.2	1.000	1.078	107.8	P
Zinc	1.000	1.043	104.3	1.000	1.061	106.1	1.000	1.046	104.6	P

(1) Control Limits: Mercury 80-120; Other Metals 90-110

FORM II - IN (PART 1) - 2

2A
INITIAL AND CONTINUING CALIBRATION VERIFICATION

Lab Name: Phoenix Environmental Labs Client: NETC

Lab Code: Phoenix SDG: GBY54991

Initial Calibration Source: Absolute Standard (CVS)

Continuing Calibration Source: Inorganic Ventures (IPC1+2)

Instrument: ARCOS

Concentration Units: mg/l

Analyte	Continuing Calibration 07/14/17 03:47 True	Found	%R	Continuing Calibration True	Found	%R	Continuing Calibration True	Found	%R	M
Silver	0.2500	0.2574	103.0							P
Aluminum										
Arsenic	1.000	1.061	106.1							P
Barium	1.000	1.033	103.3							P
Beryllium	1.000	1.025	102.5							P
Calcium	1.000	1.025	102.5							P
Cadmium	1.000	1.011	101.1							P
Cobalt	1.000	1.026	102.6							P
Chromium	1.000	1.021	102.1							P
Copper	1.000	1.050	105.0							P
Iron										
Mercury										
Potassium										
Magnesium	1.000	1.033	103.3							P
Manganese										
Sodium										
Nickel	1.000	1.039	103.9							P
Lead	1.000	1.009	100.9							P
Antimony	1.000	1.066	106.6							P
Selenium	1.000	1.078	107.8							P
Thallium	1.000	1.046	104.6							P
Vanadium	1.000	1.037	103.7							P
Zinc	1.000	1.011	101.1							P

(1) Control Limits: Mercury 80-120; Other Metals 90-110

FORM II - IN (PART 1) - 3

2A
INITIAL AND CONTINUING CALIBRATION VERIFICATION

Lab Name: Phoenix Environmental Labs Client: NETC

Lab Code: Phoenix SDG: GBY54991

Initial Calibration Source: Absolute Standard (CVS)

Continuing Calibration Source: Inorganic Ventures (IPC1+2)

Instrument: ARCOS

Concentration Units: mg/l

Analyte	Initial Calibration 07/14/17 07:33			Continuing Calibration 07/14/17 11:18			Continuing Calibration 07/14/17 11:54			M
	True	Found	%R	True	Found	%R	True	Found	%R	
Silver										
Aluminum	1.000	0.9516	95.2	1.000	0.9235	92.4	1.000	0.9039	90.4	P
Arsenic	1.000	0.9811	98.1	1.000	0.9494	94.9	1.000	0.9330	93.3	P
Barium										
Beryllium										
Calcium	1.000	0.9621	96.2	1.000	0.9391	93.9	1.000	0.9173	91.7	P
Cadmium										
Cobalt										
Chromium										
Copper										
Iron	1.000	0.9899	99.0							P
Mercury										
Potassium	5.000	4.940	98.8							P
Magnesium	1.000	0.9743	97.4							P
Manganese										
Sodium	5.000	4.883	97.7	5.000	5.034	100.7	5.000	4.931	98.6	P
Nickel										
Lead	1.000	0.9579	95.8	1.000	0.9295	93.0	1.000	0.9037	90.4	P
Antimony	1.000	1.018	101.8	1.000	0.9738	97.4	1.000	0.9479	94.8	P
Selenium	1.000	0.9822	98.2	1.000	0.9554	95.5	1.000	0.9349	93.5	P
Thallium	1.000	0.9969	99.7	1.000	0.9754	97.5	1.000	0.9509	95.1	P
Vanadium										
Zinc	1.000	0.9485	94.9	1.000	0.9238	92.4	1.000	0.9051	90.5	P

(1) Control Limits: Mercury 80-120; Other Metals 90-110

2A
INITIAL AND CONTINUING CALIBRATION VERIFICATION

Lab Name: Phoenix Environmental Labs Client: NETC

Lab Code: Phoenix SDG: GBY54991

Initial Calibration Source: Absolute Standard (CVS)

Continuing Calibration Source: Inorganic Ventures (IPC1+2)

Instrument: ARCOS

Concentration Units: mg/l

Analyte	Continuing Calibration 07/14/17 12:17			Continuing Calibration 07/14/17 13:01			Continuing Calibration 07/14/17 13:31			M
	True	Found	%R	True	Found	%R	True	Found	%R	
Silver										
Aluminum										
Arsenic				1.000	0.9572	95.7	1.000	0.9620	96.2	P
Barium										
Beryllium										
Calcium	1.000	0.9547	95.5	1.000	0.9453	94.5				P
Cadmium										
Cobalt										
Chromium										
Copper										
Iron	1.000	0.9788	97.9	1.000	0.9799	98.0	1.000	1.008	100.8	P
Mercury										
Potassium				5.000	4.786	95.7	5.000	4.858	97.2	P
Magnesium	1.000	0.9595	96.0	1.000	0.9444	94.4				P
Manganese										
Sodium				5.000	4.877	97.5	5.000	4.837	96.7	P
Nickel										
Lead										
Antimony				1.000	0.9749	97.5	1.000	0.9752	97.5	P
Selenium				1.000	0.9599	96.0	1.000	0.9615	96.2	P
Thallium				1.000	0.9747	97.5	1.000	0.9823	98.2	P
Vanadium										
Zinc										

(1) Control Limits: Mercury 80-120; Other Metals 90-110

2A
INITIAL AND CONTINUING CALIBRATION VERIFICATION

Lab Name: Phoenix Environmental Labs Client: NETC

Lab Code: Phoenix SDG: GBY54991

Initial Calibration Source: Absolute Standard (CVS)

Continuing Calibration Source: Inorganic Ventures (IPC1+2)

Instrument: ARCOS

Concentration Units: mg/l

Analyte	Continuing Calibration 07/14/17 13:54 True	Found	%R	Continuing Calibration True	Found	%R	Continuing Calibration True	Found	%R	M
Silver										
Aluminum										
Arsenic	1.000	0.9990	99.9							P
Barium										
Beryllium										
Calcium										
Cadmium										
Cobalt										
Chromium										
Copper										
Iron										
Mercury										
Potassium	5.000	4.818	96.4							P
Magnesium										
Manganese										
Sodium	5.000	4.827	96.5							P
Nickel										
Lead										
Antimony	1.000	1.015	101.5							P
Selenium	1.000	1.007	100.7							P
Thallium	1.000	1.006	100.6							P
Vanadium										
Zinc										

(1) Control Limits: Mercury 80-120; Other Metals 90-110

2A
INITIAL AND CONTINUING CALIBRATION VERIFICATION

Lab Name: Phoenix Environmental Labs Client: NETC

Lab Code: Phoenix SDG: GBY54991

Initial Calibration Source: Ultra

Continuing Calibration Source: Ultra

Instrument: MERLIN

Concentration Units: mg/l

Analyte	Initial Calibration 07/12/17 08:53			Continuing Calibration 07/12/17 09:39			Continuing Calibration 07/12/17 10:05			M
	True	Found	%R	True	Found	%R	True	Found	%R	
Silver										
Aluminum										
Arsenic										
Barium										
Beryllium										
Calcium										
Cadmium										
Cobalt										
Chromium										
Copper										
Iron										
Mercury	0.0040	0.0040	101.2	0.0040	0.0040	99.9	0.0040	0.0040	98.8	AV
Potassium										
Magnesium										
Manganese										
Sodium										
Nickel										
Lead										
Antimony										
Selenium										
Thallium										
Vanadium										
Zinc										

(1) Control Limits: Mercury 80-120; Other Metals 90-110

2A
INITIAL AND CONTINUING CALIBRATION VERIFICATION

Lab Name: Phoenix Environmental Labs Client: NETC

Lab Code: Phoenix SDG: GBY54991

Initial Calibration Source: Ultra

Continuing Calibration Source: Ultra

Instrument: MERLIN

Concentration Units: mg/l

Analyte	Continuing Calibration 07/12/17 10:21			Continuing Calibration 07/12/17 10:56			Continuing Calibration 07/12/17 11:23			M
	True	Found	%R	True	Found	%R	True	Found	%R	
Silver										
Aluminum										
Arsenic										
Barium										
Beryllium										
Calcium										
Cadmium										
Cobalt										
Chromium										
Copper										
Iron										
Mercury	0.0040	0.0043	106.5	0.0040	0.0039	98.5	0.0040	0.0040	99.3	AV
Potassium										
Magnesium										
Manganese										
Sodium										
Nickel										
Lead										
Antimony										
Selenium										
Thallium										
Vanadium										
Zinc										

(1) Control Limits: Mercury 80-120; Other Metals 90-110

FORM II - IN (PART 1) - 8

2A
INITIAL AND CONTINUING CALIBRATION VERIFICATION

Lab Name: Phoenix Environmental Labs Client: NETC

Lab Code: Phoenix SDG: GBY54991

Initial Calibration Source: Ultra

Continuing Calibration Source: Ultra

Instrument: MERLIN

Concentration Units: mg/l

Analyte	Continuing Calibration 07/12/17 11:38 True	Found	%R	Continuing Calibration True	Found	%R	Continuing Calibration True	Found	%R	M
Silver										
Aluminum										
Arsenic										
Barium										
Beryllium										
Calcium										
Cadmium										
Cobalt										
Chromium										
Copper										
Iron										
Mercury	0.0040	0.0039	97.0							AV
Potassium										
Magnesium										
Manganese										
Sodium										
Nickel										
Lead										
Antimony										
Selenium										
Thallium										
Vanadium										
Zinc										

(1) Control Limits: Mercury 80-120; Other Metals 90-110

2B
CRDL STANDARD

Lab Name: Phoenix Environmental Labs Client: NETC

Lab Code: Phoenix SDG: GBY54991

Instrument: ARCOS

CRDL Standard Source: Environmental Express

Concentration Units: mg/L

	Initial CRDL Standard 7/14/2017 0:38 Initial			Continuing CRDL Standard 7/14/2017 3:20 Continuing		
Analyte	True	Found	%R	True	Found	%R
Silver	0.0050	0.0056	111.2	0.0050	0.0055	110.0
Aluminum	0.0500	0.0529	105.8	0.0500	0.0614	122.8
Arsenic	0.0200	0.0234	117.0	0.0200	0.0196	97.8
Barium	0.0100	0.0103	102.6	0.0100	0.0107	106.9
Beryllium	0.0050	0.0048	96.0	0.0050	0.0050	100.2
Calcium	0.0500	0.0452	90.5	0.0500	0.0799	159.8
Cadmium	0.0050	0.0050	99.0	0.0050	0.0053	105.2
Cobalt	0.0050	0.0051	102.2	0.0050	0.0053	105.0
Chromium	0.0050	0.0049	98.0	0.0050	0.0054	108.0
Copper	0.0050	0.0065	129.2	0.0050	0.0064	128.0
Iron	0.0250	0.0295	118.0	0.0250	0.0534	213.4
Mercury						
Potassium	0.5000	0.5712	114.2	0.5000	0.5846	116.9
Magnesium	0.0500	0.0535	107.0	0.0500	0.0625	125.0
Manganese	0.0050	0.0052	104.0	0.0050	0.0058	116.8
Sodium						
Nickel	0.0050	0.0052	104.6	0.0050	0.0054	108.0
Lead	0.0100	0.0122	122.0	0.0100	0.0145	144.6
Antimony	0.0300	0.0278	92.8	0.0300	0.0195	64.9
Selenium	0.0500	0.0521	104.3	0.0500	0.0523	104.6
Thallium	0.0200	0.0182	90.8	0.0200	0.0186	93.1
Vanadium	0.0100	0.0103	102.9	0.0100	0.0111	110.5
Zinc	0.0100	0.0105	104.9	0.0100	0.0112	111.7

Control Limits: 70-130

2B
CRDL STANDARD

Lab Name: Phoenix Environmental Labs Client: NETC

Lab Code: Phoenix SDG: GBY54991

Instrument: ARCOS

CRDL Standard Source: Environmental Express

Concentration Units: mg/L

Analyte	Initial CRDL Standard 7/14/2017 10:37 Initial True	Found	%R	Continuing CRDL Standard 7/14/2017 15:58 Continuing True	Found	%R
Silver						
Aluminum	0.0500	0.0617	123.4	0.0500	0.0473	94.7
Arsenic	0.0200	0.0217	108.6	0.0200	0.0181	90.3
Barium						
Beryllium						
Calcium	0.0500	0.0645	129.0	0.0500	0.0494	98.8
Cadmium						
Cobalt						
Chromium						
Copper						
Iron	0.0250	0.0450	180.0	0.0250	0.0371	148.4
Mercury						
Potassium	0.5000	0.4934	98.7	0.5000	0.4634	92.7
Magnesium	0.0500	0.0513	102.6	0.0500	0.0491	98.1
Manganese						
Sodium	0.5000	0.8314	166.3	0.5000	0.4488	89.8
Nickel						
Lead	0.0100	0.0109	109.2	0.0100	0.0084	84.1
Antimony	0.0300	0.0245	81.5	0.0300	0.0219	73.1
Selenium	0.0500	0.0500	100.0	0.0500	0.0445	89.0
Thallium	0.0200	0.0211	105.7	0.0200	0.0190	95.1
Vanadium						
Zinc	0.0100	0.0122	122.1	0.0100	0.0133	133.1

Control Limits: 70-130

2B
CRDL STANDARD

Lab Name: Phoenix Environmental Labs Client: NETC

Lab Code: Phoenix SDG: GBY54991

Instrument: MERLIN

CRDL Standard Source: Environmental Express

Concentration Units: mg/L

Analyte	Initial CRDL Standard 7/12/2017 8:58 Initial True	Found	%R	Continuing CRDL Standard Continuing True	Found	%R
Silver						
Aluminum						
Arsenic						
Barium						
Beryllium						
Calcium						
Cadmium						
Cobalt						
Chromium						
Copper						
Iron						
Mercury	0.0002	0.0002	92.3			
Potassium						
Magnesium						
Manganese						
Sodium						
Nickel						
Lead						
Antimony						
Selenium						
Thallium						
Vanadium						
Zinc						

Control Limits: 70-130

BLANKS

Lab Name: Phoenix Environmental Labs Client: NETC

Lab Code: Phoenix SDG No.: GBY54991

Preparation Blank Matrix (soil/water): BY54998 (Soil)

Preparation Blank Concentration Units (ug/L or mg/kg): mg/kg

Instrument: ARCOS

Analyte	Initial Calib. Blank (ug/L) 7/13/2017 7:12	C	Continuing Calibration Blank (ug/L) 7/14/2017 0:32 1	C	7/14/2017 1:08 2	C	7/14/2017 1:43 3	C	Prep Blank (mg/kg)	C	M
Silver	5	U					5	U			P
Aluminum	50	U	50	U	50	U	50	U			P
Arsenic	10	U	10	U	10	U			0.62	U	P
Barium	10	U					10	U			P
Beryllium	4	U					4	U			P
Calcium	50	U	50	U	50	U	50	U			P
Cadmium	5	U					5	U			P
Cobalt	5	U					5	U			P
Chromium	5	U			5	U	5	U			P
Copper	5	U					5	U			P
Iron	50	U	50	U	50	U			5.3		P
Mercury											
Potassium	100	U	41	J	100	U			4.6	U	P
Magnesium	50	U	50	U	50	U	50	U			P
Manganese	5	U			5	U	5	U			P
Sodium											
Nickel	5	U					5	U			P
Lead	10	U					10	U			P
Antimony	25	U	25	U	25	U			3.1	U	P
Selenium	20	U	20	J	20				1.2	U	P
Thallium	20	U	20	U	20	U			2.8	U	P
Vanadium	5	U					5	U			P
Zinc	10	U					10	U			P

FORM III - IN

Lab Name: Phoenix Environmental Labs Client: NETC

Lab Code: Phoenix SDG No.: GBY54991

Preparation Blank Matrix (soil/water): BY54998 (Soil)

Preparation Blank Concentration Units (ug/L or mg/kg): mg/kg

Instrument: ARCOS

Analyte	Initial Calib. Blank (ug/L)	C	Continuing Calibration Blank (ug/L) 7/14/2017 2:18 1	C	7/14/2017 2:54 2	C	7/14/2017 3:50 3	C	Prep Blank (mg/kg)	C	M
Silver			5	U	5	U	5	U	0.31	U	P
Aluminum			50	U	50	U					P
Arsenic					10	U	10	U			P
Barium			10	U	10	U	10	U	0.31	U	P
Beryllium			4	U	4	U	4	U	0.25	U	P
Calcium			50	U	50	U	50	U			P
Cadmium			5	U	5	U	5	U	0.31	U	P
Cobalt			5	U	5	U	5	U	0.31	U	P
Chromium			5	U	5	U	5	U	0.31	U	P
Copper			5	U	5	U	5	U	0.31	U	P
Iron											
Mercury											
Potassium											
Magnesium			50	U	50	U	50	U	4.6	U	P
Manganese			5	U	5	U			0.31	U	P
Sodium											
Nickel			5	U	5	U	5	U	0.31	U	P
Lead			10	U	10	U	10	U			P
Antimony					25	U	25	U			P
Selenium					20		23				P
Thallium					20	U	20	U			P
Vanadium			5	U	5	U	5	U	0.31	U	P
Zinc			10	U	10	U	10	U			P

FORM III - IN

Lab Name: Phoenix Environmental Labs Client: NETC

Lab Code: Phoenix SDG No.: GBY54991

Preparation Blank Matrix (soil/water): BY54998 (Soil)

Preparation Blank Concentration Units (ug/L or mg/kg): mg/kg

Instrument: ARCOS

Analyte	Initial Calib. Blank (ug/L) 7/14/2017 8:01	C	Continuing Calibration Blank (ug/L) 7/14/2017 11:21 1	C	7/14/2017 11:56 2	C	7/14/2017 12:20 3	C	Prep Blank (mg/kg)	C	M
Silver											
Aluminum	50	U	50	U	50	U			4.6	U	P
Arsenic	10	U	10	U	10	U					P
Barium											
Beryllium											
Calcium	50	U	50	U	50	U	50	U	4.6	U	P
Cadmium											
Cobalt											
Chromium											
Copper											
Iron	50	U					50	U			P
Mercury											
Potassium	100	U									P
Magnesium	50	U					50	U			P
Manganese											
Sodium	100	U	201		109				7.4		P
Nickel											
Lead	10	U	10	U	10	U			0.31	U	P
Antimony	25	U	25	U	25	U					P
Selenium	20	U	19	J	22						P
Thallium	20	U	20	U	20	U					P
Vanadium											
Zinc	10	U	10	U	10	U			0.31	U	P

FORM III - IN

BLANKS

Lab Name: Phoenix Environmental Labs Client: NETC

Lab Code: Phoenix SDG No.: GBY54991

Preparation Blank Matrix (soil/water):

Preparation Blank Concentration Units (ug/L or mg/kg):

Instrument: ARCOS

Analyte	Initial Calib. Blank (ug/L)	C	Continuing Calibration Blank (ug/L) 7/14/2017 13:04 1	C	7/14/2017 13:34 2	C	7/14/2017 13:57 3	C	Prep Blank (ug/L)	C	M
Silver											
Aluminum											
Arsenic			10	U	10	U	10	U			P
Barium											
Beryllium											
Calcium			50	U							P
Cadmium											
Cobalt											
Chromium											
Copper											
Iron			50	U	50	U					P
Mercury											
Potassium			100	U	100	U	100	U			P
Magnesium			50	U							P
Manganese											
Sodium			67	J	100	U	100	U			P
Nickel											
Lead											
Antimony			25	U	25	U	25	U			P
Selenium			22		22		21				P
Thallium			20	U	20	U	20	U			P
Vanadium											
Zinc											

FORM III - IN

BLANKS

Lab Name: Phoenix Environmental Labs Client: NETC

Lab Code: Phoenix SDG No.: GBY54991

Preparation Blank Matrix (soil/water): BY54998 (Soil)

Preparation Blank Concentration Units (ug/L or mg/kg): mg/kg

Instrument: MERLIN

Analyte	Initial Calib. Blank (ug/L) 7/12/2017 8:56	C	Continuing Calibration Blank (ug/L) 7/12/2017 9:41 1	C	7/12/2017 10:07 2	C	7/12/2017 10:23 3	C	Prep Blank (mg/kg)	C	M
Silver											
Aluminum											
Arsenic											
Barium											
Beryllium											
Calcium											
Cadmium											
Cobalt											
Chromium											
Copper											
Iron											
Mercury	0.20	U	0.20	U	0.20	U	0.20	U	0.03	U	AV
Potassium											
Magnesium											
Manganese											
Sodium											
Nickel											
Lead											
Antimony											
Selenium											
Thallium											
Vanadium											
Zinc											

FORM III - IN

BLANKS

Lab Name: Phoenix Environmental Labs Client: NETC

Lab Code: Phoenix SDG No.: GBY54991

Preparation Blank Matrix (soil/water): BY56554 (Soil)

Preparation Blank Concentration Units (ug/L or mg/kg): mg/kg

Instrument: MERLIN

Analyte	Initial Calib. Blank (ug/L)	C	Continuing Calibration Blank (ug/L) 7/12/2017 10:58 1	C	7/12/2017 11:25 2	C	7/12/2017 11:40 3	C	Prep Blank (mg/kg)	C	M
Silver											
Aluminum											
Arsenic											
Barium											
Beryllium											
Calcium											
Cadmium											
Cobalt											
Chromium											
Copper											
Iron											
Mercury			0.20	U	0.20	U	0.20	U	0.03	U	AV
Potassium											
Magnesium											
Manganese											
Sodium											
Nickel											
Lead											
Antimony											
Selenium											
Thallium											
Vanadium											
Zinc											

FORM III - IN

4

ICP INTERFERENCE CHECK SAMPLE

Lab Name: Phoenix Environmental Labs Client: NETC

Lab Code: Phoenix SDG No.: GBY54991

Instrument: ARCOS ICS Source: Inorganic Ventures, Inc.

Concentration Units: mg/L

Analyte	True Value Sol. A	True Value Sol. AB	Initial Found 7/14/2017 0:41 Sol. A	Initial Found 7/14/2017 5:04 Sol. AB	Initial Found %R	Continuing Found 7/14/2017 3:23 Sol. A	Continuing Found Sol. AB	Continuing Found %R
Silver		0.3000	0.005U	0.315	105.0	0.005U		
Aluminum	30.00	30.00	31.15	31.08	103.6	31.48		
Arsenic		1.000	0.01U	1.03	103.0	0.01U		
Barium		0.3000	0.005U	0.306	102.0	0.005U		
Beryllium		0.1000	0.002U	0.099	99.0	0.002U		
Calcium	150.0	150.0	154.2	155.6	103.7	157.1		
Cadmium		0.3000	0.005U	0.291	97.0	0.005U		
Cobalt		0.3000	0.005U	0.305	101.7	0.005U		
Chromium		0.3000	0.005U	0.296	98.7	0.005U		
Copper		0.3000	0.005U	0.323	107.7	0.005U		
Iron	125.0	125.0	127.9	126.6	101.3	128.4		
Mercury								
Potassium		20.00	0.045	23.33	116.7	0.062		
Magnesium	75.00	75.00	77.69	76.96	102.6	78.19		
Manganese		0.2000	0.005U	0.200	100.0	0.005U		
Sodium								
Nickel		0.3000	0.005U	0.298	99.3	0.005U		
Lead		1.000	0.005U	1.002	100.2	0.005U		
Antimony		1.000	0.025U	1.074	107.4	0.025U		
Selenium		0.5000	0.017U	0.499	99.8	0.017U		
Thallium		1.000	0.02U	1.04	104.0	0.02U		
Vanadium		0.3000	0.005U	0.301	100.3	0.005U		
Zinc		0.3000	0.021	0.330	110.0	0.021		

4

ICP INTERFERENCE CHECK SAMPLE

Lab Name: Phoenix Environmental Labs Client: NETC

Lab Code: Phoenix SDG No.: GBY54991

Instrument: ARCOS ICS Source: Inorganic Ventures, Inc.

Concentration Units: mg/L

Analyte	True Value Sol. A	True Value Sol. AB	Continuing Found 7/14/2017 10:40 Sol. A	Continuing Found 7/14/2017 10:49 Sol. AB	%R	Continuing Found 7/14/2017 16:07 Sol. A	Continuing Found 7/14/2017 16:10 Sol. AB	%R
Silver								
Aluminum	30.00	30.00	28.53	28.81	96.0	27.54	27.63	92.1
Arsenic		1.000	0.01U	0.99	99.0	0.01U	0.94	94.0
Barium								
Beryllium								
Calcium	150.0	150.0	138.6	138.5	92.3	132.8	134.5	89.7
Cadmium								
Cobalt								
Chromium								
Copper								
Iron	125.0	125.0	118.9	119.1	95.3	115.1	115.5	92.4
Mercury								
Potassium		20.00	0.039U	21.76	108.8	0.039U	21.36	106.8
Magnesium	75.00	75.00	71.68	72.13	96.2	69.40	69.37	92.5
Manganese								
Sodium	25.00	25.00	24.67	24.86	99.4	24.01	24.28	97.1
Nickel								
Lead		1.000	0.005U	0.987	98.7	0.005U	0.945	94.5
Antimony		1.000	0.025U	1.027	102.7	0.025U	0.983	98.3
Selenium		0.5000	0.017U	0.475	95.0	0.017U	0.452	90.4
Thallium		1.000	0.02U	1.01	101.0	0.02U	0.97	97.0
Vanadium								
Zinc		0.3000	0.019	0.315	105.0	0.018	0.303	101.0

5A
SPIKE SAMPLE RECOVERY

Client Id: USB-2/S-3A

Lab Name: Phoenix Environmental Labs | Client: NETC

Lab Code: Phoenix | SDG No.: GBY54991

Lab Sample Id: BY54998 | Sample Matrix: SOIL

Date Received: 7/7/2017 | Percent Solids: 82

Batch Id: 393327

Concentration Units (mg/L or mg/kg dry weight): mg/kg

Analyte	Control Limit %R	Spiked Sample Result (SSR)	C	Sample Result (SR)	C	Spike Added (SA)	%R	Q	M
Silver									
Aluminum									
Arsenic									
Barium									
Beryllium									
Calcium									
Cadmium									
Cobalt									
Chromium									
Copper									
Iron									
Mercury	75-125	0.1399		<0.03	U	0.1515	92.3		AV
Potassium									
Magnesium									
Manganese									
Sodium									
Nickel									
Lead									
Antimony									
Selenium									
Thallium									
Vanadium									
Zinc									

Comments:

FORM V - IN

5A
SPIKE SAMPLE RECOVERY

Client Id: BY56554

Lab Name: Phoenix Environmental Labs | Client: NETC

Lab Code: Phoenix | SDG No.: GBY54991

Lab Sample Id: BY56554 | Sample Matrix: SOIL

Date Received: 7/11/2017 | Percent Solids: 92

Batch Id: 393328

Concentration Units (mg/L or mg/kg dry weight): mg/kg

Analyte	Control Limit %R	Spiked Sample Result (SSR)	C	Sample Result (SR)	C	Spike Added (SA)	%R	Q	M
Silver									
Aluminum									
Arsenic									
Barium									
Beryllium									
Calcium									
Cadmium									
Cobalt									
Chromium									
Copper									
Iron									
Mercury	75-125	0.1481		<0.03	U	0.1563	94.8		AV
Potassium									
Magnesium									
Manganese									
Sodium									
Nickel									
Lead									
Antimony									
Selenium									
Thallium									
Vanadium									
Zinc									

Comments:

FORM V - IN

5A
SPIKE SAMPLE RECOVERY

Client Id: USB-2/S-3A

Lab Name: Phoenix Environmental Labs | Client: NETC

Lab Code: Phoenix | SDG No.: GBY54991

Lab Sample Id: BY54998 | Sample Matrix: SOIL

Date Received: 7/7/2017 | Percent Solids: 82

Batch Id: 393271

Concentration Units (mg/L or mg/kg dry weight): mg/kg

Analyte	Control Limit %R	Spiked Sample Result (SSR)	C	Sample Result (SR)	C	Spike Added (SA)	%R	Q	M
Silver	75-125	42.06		<0.41	U	41.76	101		P
Aluminum	75-125	9908		7818		167.1	NC		P
Arsenic	75-125	352.7		1.814		334.1	105		P
Barium	75-125	194.9		19.75		167.1	105		P
Beryllium	75-125	167.2		0.4373		167.1	99.8		P
Calcium	75-125	6767		5607		167.1	NC		P
Cadmium	75-125	157.5		<0.41	U	167.1	94.1		P
Cobalt	75-125	172.5		6.008		167.1	99.6		P
Chromium	75-125	178.1		9.232		167.1	101		P
Copper	75-125	193.1		7.322		167.1	111		P
Iron	75-125	16650		15800		167.1	NC		P
Mercury									
Potassium	75-125	2481		1129		835.3	>130	N	P
Magnesium	75-125	3225		2572		167.1	NC		P
Manganese	75-125	327.5		143.0		167.1	110		P
Sodium	75-125	934.1		613.9		167.1	>130	N	P
Nickel	75-125	171.4		6.654		167.1	98.6		P
Lead	75-125	330.7		1.105		334.1	98.5		P
Antimony	75-125	335.0		<2.1	U	334.1	102		P
Selenium	75-125	170.1		<1.6	U	167.1	102		P
Thallium	75-125	895.3		<1.6	U	835.3	107		P
Vanadium	75-125	198.0		27.56		167.1	102		P
Zinc	75-125	190.6		34.36		167.1	93.5		P

Comments:

FORM V - IN

5B
POST SPIKE SAMPLE RECOVERY

Client Id: USB-2/S-3A

Lab Name: Phoenix Environmental Labs Client: NETC

Lab Code: Phoenix SDG No.:

Lab Sample Id: BY54998 Sample Matrix: SOIL

Date Received: 7/7/2017 Percent Solids: 82

Batch Id: 393271

Concentration Units (mg/L or mg/kg dry weight): mg/kg

Analyte	Control Limit %R	Spiked Sample Result (SSR)	C	Sample Result (SR)	C	Spike Added (SA)	%R	Q	M
Silver									
Aluminum									
Arsenic									
Barium									
Beryllium									
Calcium									
Cadmium									
Cobalt									
Chromium									
Copper									
Iron									
Potassium	75-125	1987		1129		824.0	104		P
Magnesium									
Manganese									
Sodium	75-125	821.2		613.9		164.8	126	N	P
Nickel									
Lead									
Antimony									
Selenium									
Thallium									
Vanadium									
Zinc									

Comments:

FORM V - IN

6
DUPLICATES

Client Id: USB-2/S-3A

Lab Name: Phoenix Environmental Labs | Client: NETC

Lab Code: Phoenix | SDG No.: GBY54991

Lab Sample Id: BY54998 | Sample Matrix: SOIL

Date Received: 7/7/2017 | Percent Solids: 82

Batch Id: 393327

Concentration Units (mg/L or mg/kg dry weight): mg/kg

Analyte	Control Limit %	Sample (S)	C	Duplicate (D)	C	RPD*	Q	M
Silver								
Aluminum								
Arsenic								
Barium								
Beryllium								
Calcium								
Cadmium								
Cobalt								
Chromium								
Copper								
Iron								
Mercury	30	0.03	U	0.03	U	NC		AV
Potassium								
Magnesium								
Manganese								
Sodium								
Nickel								
Lead								
Antimony								
Selenium								
Thallium								
Vanadium								
Zinc								

* No criteria if either result is less than 5x the reporting level.

FORM VI - IN

DUPLICATES

Client Id: BY56554

Lab Name: Phoenix Environmental Labs | Client: NETC

Lab Code: Phoenix | SDG No.: GBY54991

Lab Sample Id: BY56554 | Sample Matrix: SOIL

Date Received: 7/11/2017 | Percent Solids: 92

Batch Id: 393328

Concentration Units (mg/L or mg/kg dry weight): mg/kg

Analyte	Control Limit %	Sample (S)	C	Duplicate (D)	C	RPD*	Q	M
Silver								
Aluminum								
Arsenic								
Barium								
Beryllium								
Calcium								
Cadmium								
Cobalt								
Chromium								
Copper								
Iron								
Mercury	30	0.03	U	0.03	U	NC		AV
Potassium								
Magnesium								
Manganese								
Sodium								
Nickel								
Lead								
Antimony								
Selenium								
Thallium								
Vanadium								
Zinc								

* No criteria if either result is less than 5x the reporting level.

FORM VI - IN

DUPLICATES

Client Id: USB-2/S-3A

Lab Name: Phoenix Environmental Labs | Client: NETC

Lab Code: Phoenix | SDG No.: GBY54991

Lab Sample Id: BY54998 | Sample Matrix: SOIL

Date Received: 7/7/2017 | Percent Solids: 82

Batch Id: 393271

Concentration Units (mg/L or mg/kg dry weight): mg/kg

Analyte	Control Limit %	Sample (S)	C	Duplicate (D)	C	RPD*	Q	M
Silver	30	0.41	U	0.43	U	NC		P
Aluminum	30	7820		7250		7.6		P
Arsenic	30	1.81		2.36		NC		P
Barium	30	19.8		21.4		7.8		P
Beryllium	30	0.44		0.43		NC		P
Calcium	30	5610		5800		3.3		P
Cadmium	30	0.41	U	0.43	U	NC		P
Cobalt	30	6.01		5.85		2.7		P
Chromium	30	9.23		9.65		4.4		P
Copper	30	7.32		7.05		3.8		P
Iron	30	15800		15600		1.3		P
Mercury								
Potassium	30	1130		1100		2.7		P
Magnesium	30	2570		2560		0.4		P
Manganese	30	143		146		2.1		P
Sodium	30	614		566		8.1		P
Nickel	30	6.65		6.55		1.5		P
Lead	30	1.1		1.66		NC		P
Antimony	30	2.1	U	4.3	U	NC		P
Selenium	30	1.6	U	1.7	U	NC		P
Thallium	30	1.6	U	3.9	U	NC		P
Vanadium	30	27.6		29.0		4.9		P
Zinc	30	34.4		32.9		4.5		P

* No criteria if either result is less than 5x the reporting level.

FORM VI - IN

LABORATORY CONTROL SAMPLE

Lab Name: Phoenix Environmental Labs Client: NETC

Lab Code: Phoenix SDG No.: GBY54991

Aqueous LCS Source: Environmental Express

QC Batch Id: 393327

QC Sample Id: BY54998

Analyte	Concentration Units (mg/L) True	Found	%R	Limits	
Silver					
Aluminum					
Arsenic					
Barium					
Beryllium					
Calcium					
Cadmium					
Cobalt					
Chromium					
Copper					
Iron					
Mercury	0.1587	0.1384	87.2	75	125
Potassium					
Magnesium					
Manganese					
Sodium					
Nickel					
Lead					
Antimony					
Selenium					
Thallium					
Vanadium					
Zinc					

FORM VII - IN

LABORATORY CONTROL SAMPLE

Lab Name: Phoenix Environmental Labs Client: NETC

Lab Code: Phoenix SDG No.: GBY54991

Aqueous LCS Source: Environmental Express

QC Batch Id: 393328

QC Sample Id: BY56554

Analyte	Concentration Units (mg/L) True	Found	%R	Limits	
Silver					
Aluminum					
Arsenic					
Barium					
Beryllium					
Calcium					
Cadmium					
Cobalt					
Chromium					
Copper					
Iron					
Mercury	0.1538	0.1503	97.8	75	125
Potassium					
Magnesium					
Manganese					
Sodium					
Nickel					
Lead					
Antimony					
Selenium					
Thallium					
Vanadium					
Zinc					

FORM VII - IN

LABORATORY CONTROL SAMPLE

Lab Name: Phoenix Environmental Labs Client: NETC

Lab Code: Phoenix SDG No.: GBY54991

Aqueous LCS Source: Environmental Express

QC Batch Id: 393271

QC Sample Id: BY54998

Analyte	Concentration Units (mg/L) True	Found	%R	Limits	
Silver	49.30	50.08	102	70	130
Aluminum	8834	9743	110	80	120
Arsenic	97.50	106.4	109	80	120
Barium	306.0	329.4	108	80	120
Beryllium	100.0	101.2	101	80	120
Calcium	5880	6119	104	80	120
Cadmium	76.60	75.19	98.2	80	120
Cobalt	103.0	107.4	104	80	120
Chromium	103.0	112.0	109	80	120
Copper	108.0	118.2	109	80	120
Iron	17280	18900	109	80	120
Mercury					
Potassium	2814	2903	103	80	120
Magnesium	2680	3017	113	80	120
Manganese	400.0	428.6	107	80	120
Sodium	427.0	432.8	101	80	120
Nickel	153.0	161.3	105	80	120
Lead	96.70	99.31	103	80	120
Antimony	126.0	111.1	88.2	70	130
Selenium	161.0	166.2	103	80	120
Thallium	119.0	121.3	102	80	120
Vanadium	102.0	115.9	114	80	120
Zinc	229.0	227.1	99.2	80	120

FORM VII - IN

ICP SERIAL DILUTION

Client Id: USB-2/S-3A

Lab Name: Phoenix Environmental Labs | Client: NETC

Lab Code: Phoenix | SDG No.: GBY54991

Lab Sample Id: BY54998 | Sample Matrix: SOIL

Date Received: 7/7/2017 | Percent Solids: 82

Concentration Units (mg/L or mg/kg dry weight): mg/kg

Analyte	Initial Sample Result (I)	Q	Serial Dilution Result (S)	Q	% Differ-ence*	Q	M
Silver	0.41	U	2.06	U	NC		P
Aluminum							
Arsenic	1.81		7.2		NC		P
Barium	19.8		19.7		NC		P
Beryllium	0.44		1.65	U	NC		P
Calcium	5610		5900		5.2		P
Cadmium	0.41	U	2.06	U	NC		P
Cobalt	6.01		6.27		NC		P
Chromium	9.23		9.43		NC		P
Copper	7.32		7.74		NC		P
Iron							
Potassium							
Magnesium	2570		2640		2.7		P
Manganese	143		145		1.4		P
Sodium	614		590		3.9		P
Nickel	6.65		7.07		NC		P
Lead	1.1		4.12	U	NC		P
Antimony	2.1	U	10.3	U	NC		P
Selenium	1.6	U	8.24	U	NC		P
Thallium	1.6	U	8.24	U	NC		P
Vanadium	27.6		28.5		3.3		P
Zinc	34.4		36.9		7.3		P

* No criteria (NC) if either result is less than 5x the reporting level.

FORM IX - IN

10
DETECTION LIMITS

Lab Name: Phoenix Environmental Labs Client: NETC

Lab Code: Phoenix SDG No.: GBY54991

Instrument: ARCOS Date: 10/25/12

Analyte	Wave-length (nm)	Back-ground	PQL (ug/L)	MDL (ug/L)	M
Silver	328.07		5.0	5.0	P
Aluminum	394.40		50	10	P
Arsenic	189.04		10	10	P
Barium	233.53		10	5.0	P
Beryllium	313.04		4.0	2.0	P
Calcium	317.93		50	46	P
Cadmium	214.43		5.0	5.0	P
Cobalt	228.62		5.0	5.0	P
Chromium	267.72		5.0	5.0	P
Copper	324.75		5.0	5.0	P
Iron	259.94		50	50	P
Mercury					
Potassium	766.49		100	39	P
Magnesium	279.08		50	50	P
Manganese	257.61		5.0	5.0	P
Sodium	589.59		100	43	P
Nickel	231.60		5.0	5.0	P
Lead	220.35		10	5.0	P
Antimony	206.83		25	25	P
Selenium	196.09		20	17	P
Thallium	190.86		20	20	P
Vanadium	292.46		5.0	5.0	P
Zinc	213.86		10	5.0	P

Comments:

FORM X - IN

10
DETECTION LIMITS

Lab Name: Phoenix Environmental Labs Client: NETC

Lab Code: Phoenix SDG No.: GBY54991

Instrument: MERLIN Date: 12/08/11

Analyte	Wave-length (nm)	Back-ground	PQL (ug/L)	MDL (ug/L)	M
Silver					
Aluminum					
Arsenic					
Barium					
Beryllium					
Calcium					
Cadmium					
Cobalt					
Chromium					
Copper					
Iron					
Mercury	279.55		0.20	0.12	AV
Potassium					
Magnesium					
Manganese					
Sodium					
Nickel					
Lead					
Antimony					
Selenium					
Thallium					
Vanadium					
Zinc					

Comments:

FORM X - IN

11A
ICP INTERELEMENT CORRECTION FACTORS (ANNUALLY)

Lab Name: Phoenix Environmental Labs Client: NETC

Lab Code: Phoenix SDG No.: GBY54991

Instrument: ARCOS

Analyte	Wave-length (nm)	Interelement Correction Factors for: Al	Ca	Cr	Fe	Mg	Mn	Na	Ti	V	Zn
Silver	328.07										
Aluminum	394.40										
Arsenic	189.04			Applied	Applied						
Barium	233.53			Applied		Applied			Applied		
Beryllium	313.04										
Calcium	317.93										
Cadmium	214.43	Applied									
Cobalt	228.62				Applied				Applied		
Chromium	267.72					Applied			Applied		
Copper	324.75					Applied					
Iron	259.94	Applied				Applied	Applied				
Potassium	766.49										
Magnesium	279.08										
Manganese	257.61			Applied							
Sodium	589.59										Applied
Nickel	231.60										
Lead	220.35										
Antimony	206.83			Applied							
Selenium	196.09										
Thallium	190.86	Applied									
Vanadium	292.46						Applied		Applied		
Zinc	213.86				Applied						

Comments:

FORM XI (PART 1) - IN

ICP LINEAR RANGES (ANNUAL)

Lab Name: Phoenix Environmental Labs Client: NETC

Lab Code: Phoenix SDG No.: GBY54991

Instrument: Arcos

Analyte	Wavelength (nm)	Concentration (ug/L)	M
Silver	328.07	500.0	P
Aluminum	394.40	30000.0	P
Arsenic	189.04	2000.0	P
Barium	233.53	2000.0	P
Beryllium	313.04	2000.0	P
Calcium	317.93	150000.0	P
Cadmium	214.43	2000.0	P
Cobalt	228.62	2000.0	P
Chromium	267.72	2000.0	P
Copper	324.75	2000.0	P
Iron	259.94	125000.0	P
Potassium	766.49	20000.0	P
Magnesium	279.08	75000.0	P
Manganese	257.61	2000.0	P
Sodium	589.59	50000.0	P
Nickel	231.60	2000.0	P
Lead	220.35	2000.0	P
Antimony	206.83	2000.0	P
Selenium	196.09	2000.0	P
Thallium	190.86	2000.0	P
Vanadium	292.46	2000.0	P
Zinc	213.86	2000.0	P

Comments:

A linear range study is performed annually. The concentrations above reflect the highest calibration point which is lower than the linear range concentration.

FORM XII - IN

PREPARATION LOG

Lab Name: Phoenix Environmental Labs Client: NETC

Lab Code: Phoenix SDG No.: GBY54991

Method: AV (Cold Vapor)

Batch Id: 393327

Lab Sample Id	Preparation Date	Weight (grams)	Volume (mL)
BY54998 BLK	07/12/17	0.64	40
BY54998 DUP	07/12/17	0.65	40
BY54998 LCS	07/12/17	0.63	40
BY54998 LCSD	07/12/17	0.66	40
BY54998 MS	07/12/17	0.66	40
BY54991	07/12/17	0.69	40
BY54992	07/12/17	0.68	40
BY54993	07/12/17	0.68	40
BY54998	07/12/17	0.61	40

PREPARATION LOG

Lab Name: Phoenix Environmental Labs Client: NETC

Lab Code: Phoenix SDG No.: GBY54991

Method: AV (Cold Vapor)

Batch Id: 393328

Lab Sample Id	Preparation Date	Weight (grams)	Volume (mL)
BY56554 BLK	07/12/17	0.60	40
BY56554 DUP	07/12/17	0.64	40
BY56554 LCS	07/12/17	0.65	40
BY56554 LCSD	07/12/17	0.66	40
BY56554 MS	07/12/17	0.64	40
BY54994	07/12/17	0.64	40
BY54995	07/12/17	0.63	40
BY54996	07/12/17	0.60	40
BY54997	07/12/17	0.69	40

PREPARATION LOG

Lab Name: Phoenix Environmental Labs Client: NETC

Lab Code: Phoenix SDG No.: GBY54991

Method: P (ICP)

Batch Id: 393271

Lab Sample Id	Preparation Date	Weight (grams)	Volume (mL)
BY54998 BLK	07/11/17	0.81	50
BY54998 DUP	07/11/17	0.71	50
BY54998 LCS	07/11/17	0.266	50
BY54998 MS	07/11/17	0.73	50
BY54991	07/11/17	0.75	50
BY54992	07/11/17	0.78	50
BY54993	07/11/17	0.73	50
BY54994	07/11/17	0.77	50
BY54995	07/11/17	0.78	50
BY54996	07/11/17	0.70	50
BY54997	07/11/17	0.77	50
BY54998	07/11/17	0.74	50

ANALYSIS RUN LOG

Lab Name: Phoenix Environmental Labs Client: NETC

Lab Code: Phoenix SDG: GBY54991

Instrument: ARCOS Method: P (ICP)

Start Date: 07/13/17 End Date: 07/14/17

Lab Sample Id	Client Sample Id	D/F	Time	Analytes																								
				AG	AL	AS	BA	BE	CA	CD	CO	CR	CU	FE	HG	K	MG	MN	NA	NI	PB	SB	SE	TL	V	ZN		
ICV			06:41	X	X	X	X	X	X	X	X	X	X	X		X	X	X		X	X	X	X	X	X	X		
ICB		1	07:12	X	X	X	X	X	X	X	X	X	X	X		X	X	X		X	X	X	X	X	X	X		
I-ICSAB		1	22:26	X	X	X	X	X	X	X	X	X	X	X		X	X	X		X	X	X	X	X	X	X		
CCV		1	00:29		X	X			X					X		X	X					X	X	X				
CCB		1	00:32		X	X			X					X		X	X					X	X	X				
I-CRDL		1	00:38	X	X	X	X	X	X	X	X	X	X	X		X	X	X		X	X	X	X	X	X	X		
ICSA		1	00:41	X	X	X	X	X	X	X	X	X	X	X		X	X	X		X	X	X	X	X	X	X		
-		1	00:47																									
BY54998 - BLK	USB-2/S-3A - BLK	1	00:50			X								X		X						X	X	X				
BY54998 - LCS	USB-2/S-3A - LCS	10	00:53			X								X		X						X	X	X				
BY54998	USB-2/S-3A	10	00:56		X									X		X												
BY54998 - DUP	USB-2/S-3A - DUP	10	00:59		X									X		X												
BY54998 - MS	USB-2/S-3A - MS	10	01:02		X	X			X					X		X	X					X	X	X				
CCV		1	01:05		X	X			X			X		X		X	X	X				X	X	X				
CCB		1	01:08		X	X			X			X		X		X	X	X				X	X	X				
BY54991	BB-2/S-1	10	01:11															X										
BY54992	BB-3/S-1	10	01:14		X													X										
BY54993	DB-2/S-1	10	01:17		X																							
BY54994	DB-1/S-2	10	01:19		X													X										
BY54995	USB-1/S-1	10	01:22		X							X					X	X										
BY54996	USB-1/S-3	10	01:25		X													X										
BY54997	USB-2/S-2	10	01:28		X													X										
-		10	01:31																									
-		10	01:34																									
-		10	01:37																									
CCV		1	01:40	X	X		X	X	X	X	X	X	X				X	X		X	X				X	X		
CCB		1	01:43	X	X		X	X	X	X	X	X	X				X	X		X	X				X	X		
-		10	01:46																									
-		10	01:49																									
-		1	01:52																									
BY54998 - BLK	USB-2/S-3A - BLK	1	01:55	X			X	X		X	X	X	X				X	X		X					X			
BY54998 - LCS	USB-2/S-3A - LCS	1	01:58	X	X		X	X	X	X	X	X	X				X	X		X	X				X	X		
BY54998	USB-2/S-3A	1	02:01	X			X	X	X	X	X	X	X				X	X		X					X	X		
BY54998 - DUP	USB-2/S-3A - DUP	1	02:04	X			X	X	X	X	X	X	X				X	X		X	X				X	X		
BY54998 - MS	USB-2/S-3A - MS	1	02:07	X			X	X		X	X	X	X					X		X	X				X	X		
BY54998 - DIL	USB-2/S-3A - DIL	5	02:10	X			X	X	X	X	X	X	X				X	X		X	X				X	X		
BY54998 - PS	USB-2/S-3A - PS	1	02:13	X			X	X		X	X	X	X					X		X	X				X	X		
CCV		1	02:15	X	X		X	X	X	X	X	X	X				X	X		X	X				X	X		

FORM XIV - IN - 1

ANALYSIS RUN LOG

Lab Name: Phoenix Environmental Labs Client:

Lab Code: Phoenix SDG: GBY54991

Instrument: ARCOS Method: P (ICP)

Start Date: 07/13/17 End Date: 07/14/17

Lab Sample Id	Client Sample Id	D/F	Time	Analytes																								
				AG	AL	AS	BA	BE	CA	CD	CO	CR	CU	FE	HG	K	MG	MN	NA	NI	PB	SB	SE	TL	V	ZN		
CCB		1	02:18	X	X		X	X	X	X	X	X	X				X	X		X	X				X	X		
-		1	02:21																									
-		1	02:24																									
-		1	02:27																									
-		1	02:30																									
BY54991	BB-2/S-1	1	02:33	X	X		X	X		X	X	X	X							X	X				X	X		
BY54992	BB-3/S-1	1	02:36	X			X	X	X	X	X	X	X				X			X	X				X	X		
BY54993	DB-2/S-1	1	02:39	X			X	X	X	X	X	X	X				X	X		X	X				X	X		
BY54994	DB-1/S-2	1	02:42	X			X	X	X	X	X	X	X				X			X	X				X	X		
BY54995	USB-1/S-1	1	02:45	X			X	X		X	X		X							X	X				X	X		
BY54996	USB-1/S-3	1	02:48	X			X	X	X	X	X	X	X				X			X	X				X	X		
CCV		1	02:51	X	X	X	X	X	X	X	X	X	X				X	X		X	X	X	X	X	X	X		
CCB		1	02:54	X	X	X	X	X	X	X	X	X	X				X	X		X	X	X	X	X	X	X		
BY54997	USB-2/S-2	1	02:57	X		X	X	X	X	X	X	X	X				X			X	X	X	X	X	X	X		
-		1	03:00																									
-		1	03:03																									
-		1	03:06																									
-		1	03:09																									
-		1	03:12																									
-		1	03:15																									
-		1	03:17																									
CRDL		1	03:20	X	X	X	X	X	X	X	X	X	X	X		X	X	X		X	X	X	X	X	X	X		
ICSA		1	03:23	X	X	X	X	X	X	X	X	X	X	X		X	X	X		X	X	X	X	X	X	X		
-		1	03:29																									
-		1	03:32																									
-		1	03:35																									
-		1	03:38																									
-		1	03:41																									
-		1	03:44																									
CCV		1	03:47	X		X	X	X	X	X	X	X	X				X			X	X	X	X	X	X	X		
CCB		1	03:50	X		X	X	X	X	X	X	X	X				X			X	X	X	X	X	X	X		
ICSAB		1	05:04	X	X	X	X	X	X	X	X	X	X	X		X	X	X		X	X	X	X	X	X	X		

FORM XIV - IN - 2

ANALYSIS RUN LOG

Lab Name: Phoenix Environmental Labs Client:

Lab Code: Phoenix SDG: GBY54991

Instrument: ARCOS Method: P (ICP)

Start Date: 07/14/17 End Date: 07/14/17

Lab Sample Id	Client Sample Id	D/F	Time	Analytes																								
				AG	AL	AS	BA	BE	CA	CD	CO	CR	CU	FE	HG	K	MG	MN	NA	NI	PB	SB	SE	TL	V	ZN		
ICV			07:33		X	X			X					X		X	X		X		X	X	X	X		X		
ICB		1	08:01		X	X			X					X		X	X		X		X	X	X	X		X		
I-CRDL		1	10:37		X	X			X					X		X	X		X		X	X	X	X		X		
I-ICSA		1	10:40		X	X			X					X		X	X		X		X	X	X	X		X		
I-ICSAB		1	10:49		X	X			X					X		X	X		X		X	X	X	X		X		
CCV		1	11:18		X	X			X										X		X	X	X	X		X		
CCB		1	11:21		X	X			X										X		X	X	X	X		X		
-		1	11:24																									
BY54998 - BLK	USB-2/S-3A - BLK	1	11:27		X				X										X		X					X		
BY54998 - LCS	USB-2/S-3A - LCS	1	11:30																X									
BY54998	USB-2/S-3A	1	11:33			X													X		X	X	X	X				
BY54998 - DUP	USB-2/S-3A - DUP	1	11:36			X													X			X	X	X				
-		10	11:42																									
-		100	11:45																									
-		10	11:48																									
-		10	11:51																									
CCV		1	11:54		X	X			X										X		X	X	X	X		X		
CCB		1	11:56		X	X			X										X		X	X	X	X		X		
CCV		1	12:17						X					X			X											
CCB		1	12:20						X					X			X											
-		1	12:23																									
-		1	12:26																									
-		1	12:29																									
BY54991	BB-2/S-1	100	12:32						X								X											
-		10	12:35																									
BY54992	BB-3/S-1	10	12:38											X														
BY54993	DB-2/S-1	10	12:41											X														
BY54994	DB-1/S-2	10	12:44											X														
BY54995	USB-1/S-1	10	12:47						X					X														
BY54996	USB-1/S-3	10	12:50											X														
BY54997	USB-2/S-2	10	12:52											X														
-		10	12:55																									
-		10	12:58																									
CCV		1	13:01			X			X					X		X	X		X			X	X	X				
CCB		1	13:04			X			X					X		X	X		X			X	X	X				
-		1	13:07																									
-		1	13:10																									
BY54991	BB-2/S-1	1	13:13			X								X		X			X			X	X	X				

FORM XIV - IN - 3

ANALYSIS RUN LOG

Lab Name: Phoenix Environmental Labs Client:

Lab Code: Phoenix SDG: GBY54991

Instrument: ARCOS Method: P (ICP)

Start Date: 07/14/17 End Date: 07/14/17

Lab Sample Id	Client Sample Id	D/F	Time	Analytes																										
				AG	AL	AS	BA	BE	CA	CD	CO	CR	CU	FE	HG	K	MG	MN	NA	NI	PB	SB	SE	TL	V	ZN		
BY54992	BB-3/S-1	1	13:16			X										X			X			X	X	X						
BY54998 - MS	USB-2/S-3A - MS	1	13:19																X											
BY54993	DB-2/S-1	1	13:22			X										X			X			X	X	X						
BY54994	DB-1/S-2	1	13:25			X										X			X			X	X	X						
BY54995	USB-1/S-1	1	13:28			X										X			X			X	X	X						
CCV		1	13:31			X								X		X			X			X	X	X						
CCB		1	13:34			X								X		X			X			X	X	X						
BY54996	USB-1/S-3	1	13:37			X										X			X			X	X	X						
BY54997	USB-2/S-2	1	13:40													X			X											
-		1	13:46																											
-		1	13:51																											
CCV		1	13:54			X										X			X			X	X	X						
CCB		1	13:57			X										X			X			X	X	X						
CRDL		1	15:58		X	X			X					X		X	X		X		X	X	X	X		X				
ICSA		1	16:07		X	X			X					X		X	X		X		X	X	X	X		X				
ICSAB		1	16:10		X	X			X					X		X	X		X		X	X	X	X		X				

FORM XIV - IN - 4

ANALYSIS RUN LOG

Lab Name: Phoenix Environmental Labs Client: NETC

Lab Code: Phoenix SDG: GBY54991

Instrument: MERLIN Method: AV (Cold Vapor)

Start Date: 07/12/17 End Date: 07/12/17

Lab Sample Id	Client Sample Id	D/F	Time	Analytes																										
				AG	AL	AS	BA	BE	CA	CD	CO	CR	CU	FE	HG	K	MG	MN	NA	NI	PB	SB	SE	TL	V	ZN		
ICV			08:53												X															
ICB			08:56												X															
I-CRDL			08:58												X															
-			09:02																											
-			09:04																											
-			09:06																											
-			09:09																											
-			09:11																											
-			09:13																											
BY54998 - BLK	USB-2/S-3A - BLK		09:16												X															
BY54998 - LCS	USB-2/S-3A - LCS		09:19												X															
BY54998 - LCSD	USB-2/S-3A - LCSD		09:21												X															
BY54991	BB-2/S-1		09:23												X															
BY54992	BB-3/S-1		09:25												X															
BY54993	DB-2/S-1		09:27												X															
BY54998	USB-2/S-3A		09:30												X															
-			09:32																											
-			09:34																											
-			09:36																											
CCV			09:39												X															
CCB			09:41												X															
CCV			10:05												X															
CCB			10:07												X															
-			10:10																											
-			10:12																											
-			10:14																											
BY54998 - DUP	USB-2/S-3A - DUP		10:16												X															
BY54998 - MS	USB-2/S-3A - MS		10:18												X															
CCV			10:21												X															
CCB			10:23												X															
BY56554 - BLK	BY56554 - BLK		10:34												X															
BY56554 - LCS	BY56554 - LCS		10:36												X															
BY56554 - LCSD	BY56554 - LCSD		10:38												X															
BY54994	DB-1/S-2		10:41												X															
BY54995	USB-1/S-1		10:43												X															
BY54996	USB-1/S-3		10:45												X															
BY54997	USB-2/S-2		10:47												X															
-			10:49																											

FORM XIV - IN - 5

ANALYSIS RUN LOG

Lab Name: Phoenix Environmental Labs Client:

Lab Code: Phoenix SDG: GBY54991

Instrument: MERLIN Method: AV (Cold Vapor)

Start Date: 07/12/17 End Date: 07/12/17

Lab Sample Id	Client Sample Id	D/F	Time	Analytes																										
				AG	AL	AS	BA	BE	CA	CD	CO	CR	CU	FE	HG	K	MG	MN	NA	NI	PB	SB	SE	TL	V	ZN		
-			10:52																											
-			10:54																											
CCV			10:56												X															
CCB			10:58												X															
CCV			11:23												X															
CCB			11:25												X															
-			11:27																											
-			11:29																											
-			11:31																											
BY56554 - DUP	BY56554 - DUP		11:34												X															
BY56554 - MS	BY56554 - MS		11:36												X															
CCV			11:38												X															
CCB			11:40												X															

FORM XIV - IN - 6

HG Data Transfer Log

Analyst: RS

File: P:\avalon\dailycopy\results\2017\071217hg.txt

Calibration: (Linear Calculated Intercept) **Correlation Coefficient:** 0.999704 **Slope:** 51.52539 **Intercept:** 3.74598

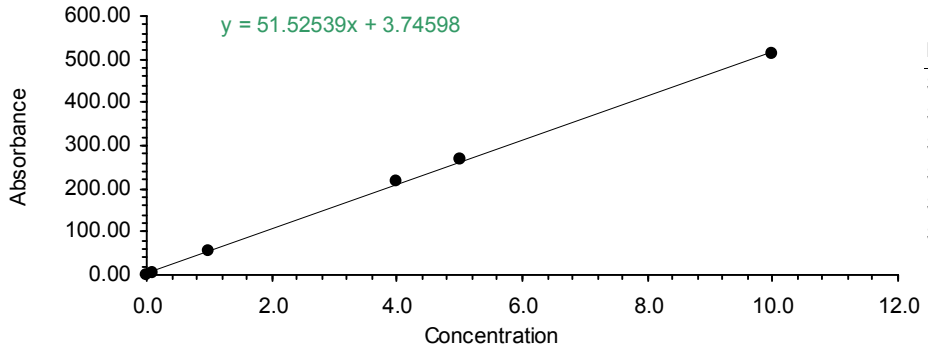

Id	Signal	Conc	Calc Conc
STD1	1.9725	0.0	-0.0344
STD2	5.0721	0.1	0.0257
STD3	54.0833	1.0	0.9769
STD4	216.8195	4.0	4.1353
STD5	266.2683	5.0	5.0950
STD6	513.9205	10.0	9.9014

Sample Date	Sample	Type	Pk Height	Inst Factor	Raw Result	%Sol	Result	RL	Acode
07/12/17 8:36 AM	STD1	CAL	1.9725	----	0.0000				----------
07/12/17 8:38 AM	STD2	CAL	5.0721	----	0.1000				----------
07/12/17 8:40 AM	STD3	CAL	54.0833	----	1.0000				----------
07/12/17 8:42 AM	STD4	CAL	216.8195	----	4.0000				----------
07/12/17 8:44 AM	STD5	CAL	266.2683	----	5.0000				----------
07/12/17 8:47 AM	STD6	CAL	513.9205	----	10.0000				----------
07/12/17 8:50 AM	CCAL	NOTAG	222.0286	----	4.2364		106		----------
07/12/17 8:53 AM	CCAL	NOTAG	212.3000	----	4.0476		101		----------
07/12/17 8:56 AM	BLANK	NOTAG	6.3905	----	0.0513				----------
07/12/17 8:58 AM	CRA1	NOTAG	13.2610	----	0.1847				----------
07/12/17 9:02 AM	BY55275 BLK	HGWM	0.7463	1.2500	-0.0728		BRL	0.2	B_HG-WM
07/12/17 9:04 AM	BY55275 LCS	HGWM	104.0954	1.2500	2.4345		97.4		L_HG-WM
07/12/17 9:06 AM	BY55275	HGDW	1.3721	1.2500	-0.0576		BRL	0.2	HG-DW
07/12/17 9:09 AM	BY56913	HGDW	1.8047	1.2500	-0.0471		BRL	0.2	HG-DW
07/12/17 9:11 AM	BY55275 DUP	HGWM	1.3326	1.2500	-0.0585		BRL	0.2	D_HG-W
07/12/17 9:13 AM	BY55275 MS	HGWM	101.0341	1.2500	2.3602		94.4		R_HG-W
07/12/17 9:16 AM	BY54998 BLK	HGSM	0.9463	0.1250	-0.0068		BRL	0.03	B_HG-SM
07/12/17 9:19 AM	BY54998 LCS	HGSM	59.9049	0.1270	0.1384		87.2		L_HG-SM
07/12/17 9:21 AM	BY54998 LCSD	HGSM	57.2439	0.1212	0.1259		83.1		L4HG-SM
07/12/17 9:23 AM	BY54991	HGSM	3.0357	0.1159	-0.0016	95	BRL	0.02	HG-SM
07/12/17 9:25 AM	BY54992	HGSM	3.0214	0.1176	-0.0017	86	BRL	0.03	HG-SM
07/12/17 9:27 AM	BY54993	HGSM	13.5929	0.1176	0.0225	88	BRL	0.03	HG-SM
07/12/17 9:30 AM	BY54998	HGSM	2.2116	0.1311	-0.0039	82	BRL	0.03	HG-SM
07/12/17 9:32 AM	BY55924	HGSM	131.2419	0.1290	0.3193	96	0.33	0.03	HG-SM
07/12/17 9:34 AM	BY55926	HGSM	289.1585	0.1231	0.6818	97	0.70	0.03	HG-SM
07/12/17 9:36 AM	BY55927	HGSM	2.0146	0.1176	-0.0040	92	BRL	0.03	HG-SM
07/12/17 9:39 AM	CCAL	NOTAG	209.7000	----	3.9971		99.9		----------
07/12/17 9:41 AM	BLANK	NOTAG	2.1585	----	-0.0308				----------
07/12/17 9:43 AM	BY56568	HGSM	137.8186	0.1333	0.3469	89	0.39	0.03	HG-SM
07/12/17 9:45 AM	BY56610	HGSM	50.6628	0.1270	0.1156	87	0.13	0.03	HG-SM
07/12/17 9:47 AM	BY56611	HGSM	113.0465	0.1194	0.2533	87	0.29	0.03	HG-SM
07/12/17 9:50 AM	BY56672	HGSM	13.3558	0.1194	0.0223	86	BRL	0.03	HG-SM
07/12/17 9:52 AM	BY56711	HGSM	2.5850	0.1159	-0.0026	90	BRL	0.03	HG-SM
07/12/17 9:54 AM	BY56712	HGSM	1.8429	0.1194	-0.0044	88	BRL	0.03	HG-SM
07/12/17 9:56 AM	BY56713	HGSM	6.3500	0.1250	0.0063	93	BRL	0.03	HG-SM
07/12/17 9:58 AM	BY56714	HGSM	3.7738	0.1290	0.0001	88	BRL	0.03	HG-SM
07/12/17 10:01 AM	BY56828	HGSM	60.0000	0.1311	0.1432	93	0.15	0.03	HG-SM
07/12/17 10:03 AM	BY56830	HGSM	38.1048	0.1311	0.0875	93	0.09	0.03	HG-SM
07/12/17 10:05 AM	CCAL	NOTAG	207.3643	----	3.9518		98.8		----------
07/12/17 10:07 AM	BLANK	NOTAG	1.4667	----	-0.0442				----------

Analyst: RS

File: P:\avalon\dailycopy\results\2017\071217hg.txt

Sample Date	Sample	Type	Pk Height	Inst Factor	Raw Result	%Sol	Result	RL	Acode
07/12/17 10:10 AM	BY56832	HGSM	61.0860	0.1250	0.1391	95	0.15	0.03	HG-SM
07/12/17 10:12 AM	BY56834	HGSM	123.4140	0.1159	0.2693	92	0.29	0.03	HG-SM
07/12/17 10:14 AM	BY56836	HGSM	60.6524	0.1194	0.1319	94	0.14	0.03	HG-SM
07/12/17 10:16 AM	BY54998 DUP	HGSM	2.6500	0.1231	-0.0026	82	BRL	0.03	D_HG-SM
07/12/17 10:18 AM	BY54998 MS	HGSM	63.1976	0.1212	0.1399	82	92.3		R_HG-SM
07/12/17 10:21 AM	CCAL	NOTAG	223.2833	----	4.2608		107		----------
07/12/17 10:23 AM	BLANK	NOTAG	1.1167	----	-0.0510				----------
07/12/17 10:34 AM	BY56554 BLK	HGSM	1.4214	0.1333	-0.0060		BRL	0.03	B_HG-SM
07/12/17 10:36 AM	BY56554 LCS	HGSM	66.6881	0.1231	0.1503		97.8		L_HG-SM
07/12/17 10:38 AM	BY56554 LCSD	HGSM	63.5738	0.1212	0.1407		92.9		L4HG-SM
07/12/17 10:41 AM	BY54994	HGSM	10.6116	0.1250	0.0167	76	BRL	0.03	HG-SM
07/12/17 10:43 AM	BY54995	HGSM	6.0767	0.1270	0.0057	85	BRL	0.03	HG-SM
07/12/17 10:45 AM	BY54996	HGSM	2.9205	0.1333	-0.0021	80	BRL	0.03	HG-SM
07/12/17 10:47 AM	BY54997	HGSM	5.5455	0.1159	0.0040	84	BRL	0.03	HG-SM
07/12/17 10:49 AM	BY56554	HGSM	5.4273	0.1176	0.0038	92	BRL	0.03	HG-SM
07/12/17 10:52 AM	BY56555	HGSM	2.5909	0.1231	-0.0028	90	BRL	0.03	HG-SM
07/12/17 10:54 AM	BY56662	HGSM	18.5205	0.1176	0.0337	94	0.04	0.03	HG-SM
07/12/17 10:56 AM	CCAL	NOTAG	206.6572	----	3.9381		98.5		----------
07/12/17 10:58 AM	BLANK	NOTAG	2.2500	----	-0.0290				----------
07/12/17 11:00 AM	BY56663	HGSM	17.9907	0.1194	0.0330	93	0.04	0.03	HG-SM
07/12/17 11:03 AM	BY56673	HGSM	30.9326	0.1194	0.0630	87	0.07	0.03	HG-SM
07/12/17 11:05 AM	BY56674	HGSM	32.2071	0.1290	0.0713	86	0.08	0.03	HG-SM
07/12/17 11:07 AM	BY56675	HGSM	27.1000	0.1311	0.0594	87	0.07	0.03	HG-SM
07/12/17 11:09 AM	BY56676	HGSM	5.7186	0.1311	0.0050	70	BRL	0.04	HG-SM
07/12/17 11:11 AM	BY56677	HGSM	69.3925	0.1333	0.1699	93	0.18	0.03	HG-SM
07/12/17 11:14 AM	BY56679	HGSM	2.0814	0.1176	-0.0038	90	BRL	0.03	HG-SM
07/12/17 11:16 AM	BY56680	HGSM	84.4857	0.1194	0.1871	90	0.21	0.03	HG-SM
07/12/17 11:18 AM	BY56683	HGSM	86.3537	0.1333	0.2138	88	0.24	0.03	HG-SM
07/12/17 11:20 AM	BY56685	HGSM	3.0333	0.1250	-0.0017	91	BRL	0.03	HG-SM
07/12/17 11:23 AM	CCAL	NOTAG	208.4829	----	3.9735		99.3		----------
07/12/17 11:25 AM	BLANK	NOTAG	0.4415	----	-0.0641				----------
07/12/17 11:27 AM	BY56687	HGSM	2.9476	0.1176	-0.0018	93	BRL	0.03	HG-SM
07/12/17 11:29 AM	BY56689	HGSM	2.6143	0.1333	-0.0029	90	BRL	0.03	HG-SM
07/12/17 11:31 AM	BY56691	HGSM	116.5209	0.1212	0.2653	90	0.29	0.03	HG-SM
07/12/17 11:34 AM	BY56554 DUP	HGSM	2.4535	0.1250	-0.0031	92	BRL	0.03	D_HG-SM
07/12/17 11:36 AM	BY56554 MS	HGSM	64.7977	0.1250	0.1481	92	94.8		R_HG-SM
07/12/17 11:38 AM	CCAL	NOTAG	203.6476	----	3.8797		97.0		----------
07/12/17 11:40 AM	BLANK	NOTAG	1.1357	----	-0.0507				----------
07/12/17 11:44 AM	BY56137 BLK	HGWM	0.6634	1.2500	-0.0748		BRL	0.2	B_HG-WM
07/12/17 11:46 AM	BY56137 LCS	HGWM	98.6395	1.2500	2.3021		92.1		L_HG-WM
07/12/17 11:49 AM	BY55412	HGWM	2.2930	1.2500	-0.0352		BRL	0.2	HG-WM
07/12/17 11:51 AM	BY56220	HGWM	0.6907	1.2500	-0.0741		BRL	0.2	HG-WM
07/12/17 11:53 AM	BY56773	HGWM	1.3814	1.2500	-0.0574		BRL	0.2	HG-WM
07/12/17 11:55 AM	BY56774	HGWM	3.2930	1.2500	-0.0110		BRL	0.2	HG-WM
07/12/17 11:58 AM	BY56775	HGWM	1.0171	1.2500	-0.0662		BRL	0.2	HG-WM
07/12/17 12:00 PM	BY56776	HGWM	1.3571	1.2500	-0.0580		BRL	0.2	HG-WM
07/12/17 12:02 PM	BY56777	HGWM	1.2000	1.2500	-0.0618		BRL	0.2	HG-WM
07/12/17 12:04 PM	BY55378	HGWM	43.8024	1.2500	0.9718		0.972	0.2	HG-WM
07/12/17 12:06 PM	CCAL	NOTAG	205.3634	----	3.9130		97.8		----------
07/12/17 12:11 PM	BLANK	NOTAG	2.0167	----	-0.0336				----------
07/12/17 12:13 PM	BY56137	HGWM	0.8814	1.2500	-0.0695		BRL	0.2	HG-WM
07/12/17 12:15 PM	BY56140	HGWM	2.4628	1.2500	-0.0311		BRL	0.2	HG-WM
07/12/17 12:18 PM	BY56196	HGWM	2.0256	125.0000	-4.1737		BRL	20	HG-WM

Analyst: RS

File: P:\avalon\dailycopy\results\2017\071217hg.txt

Sample Date	Sample	Type	Pk Height	Inst Factor	Raw Result	%Sol	Result	RL	Acode
07/12/17 12:20 PM	BY56197	HGWM	2.5225	125.0000	-2.9681		BRL	20	HG-WM
07/12/17 12:22 PM	BY56198	HGWM	1.5781	125.0000	-5.2594		BRL	20	HG-WM
07/12/17 12:24 PM	BY56217	HGWM	1.3930	1.2500	-0.0571		BRL	0.2	HG-WM
07/12/17 12:26 PM	BY56218	HGWM	0.9690	1.2500	-0.0674		BRL	0.2	HG-WM
07/12/17 12:29 PM	BY56219	HGWM	1.6714	1.2500	-0.0503		BRL	0.2	HG-WM
07/12/17 12:31 PM	BY56628	HGWM	1.8667	1.2500	-0.0456		BRL	0.2	HG-WM
07/12/17 12:33 PM	BY56629	HGWM	1.2857	1.2500	-0.0597		BRL	0.2	HG-WM
07/12/17 12:35 PM	CCAL	NOTAG	205.1659	----	3.9091		97.7		----------
07/12/17 12:38 PM	BLANK	NOTAG	1.4756	----	-0.0441				----------
07/12/17 12:40 PM	BY56392	HGWM	1.6023	1.2500	-0.0520		BRL	0.2	HG-WM
07/12/17 12:42 PM	BY56137 DUP	HGWM	0.9049	1.2500	-0.0689		BRL	0.2	D_HG-W
07/12/17 12:44 PM	BY56137 MS	HGWM	99.3415	1.2500	2.3191		92.8		R_HG-W
07/12/17 12:48 PM	BY56842 BLK	HGSM	1.4691	0.1231	-0.0054		BRL	0.03	B_HG-SM
07/12/17 12:50 PM	BY56842 LCS	HGSM	59.6116	0.1270	0.1377		86.8		L_HG-SM
07/12/17 12:52 PM	BY56842 LCSD	HGSM	59.8833	0.1159	0.1263		87.2		L4HG-SM
07/12/17 1:03 PM	BY56095	HGSM	281.2000	63.4921	341.8922	100	342	13	HG-SM
07/12/17 1:06 PM	BY56096	HGSM	190.6791	64.5161	234.0632	100	234	13	HG-SM
07/12/17 1:08 PM	BY56141	HGSL	28.7317	0.1250	0.0606	23.4	0.26	0.11	HG-SL
07/12/17 1:10 PM	BY56146	HGSL	129.7439	0.0080	0.0195	2.95	0.66	0.05	HG-SL
07/12/17 1:13 PM	BY56172	HGSL	59.2658	0.1311	0.1413	21.3	0.66	0.12	HG-SL
07/12/17 1:15 PM	BY56382	HGSL	108.8927	0.1333	0.2721	24.3	1.12	0.11	HG-SL
07/12/17 1:17 PM	BY56570	HGSM	2.5951	0.1159	-0.0026	79	BRL	0.03	HG-SM
07/12/17 1:19 PM	CCAL	NOTAG	216.6317	----	4.1317		103		----------
07/12/17 1:22 PM	BLANK	NOTAG	1.3220	----	-0.0470				----------
07/12/17 1:24 PM	BY56794	HGSM	7.2667	0.1176	0.0080	96	BRL	0.03	HG-SM
07/12/17 1:26 PM	BY56838	HGSM	53.2452	0.1270	0.1220	89	0.14	0.03	HG-SM
07/12/17 1:28 PM	BY56840	HGSM	8.4219	0.1176	0.0107	96	BRL	0.03	HG-SM
07/12/17 1:30 PM	BY56842 DUP	HGSM	92.1268	0.1333	0.2287	87	0.26	0.03	D_HG-SM
07/12/17 1:33 PM	BY56844	HGSM	7.9341	0.1290	0.0105	95	BRL	0.03	HG-SM
07/12/17 1:35 PM	BY56846	HGSM	4.5905	0.1290	0.0021	87	BRL	0.03	HG-SM
07/12/17 1:37 PM	BY56848	HGSM	26.3952	0.1176	0.0517	87	0.06	0.03	HG-SM
07/12/17 1:39 PM	BY56914	HGSM	27.0905	0.1212	0.0549	82	0.07	0.03	HG-SM
07/12/17 1:42 PM	BY56918	HGSM	517.2651	0.1333	1.3288	87	1.53	0.03	HG-SM
07/12/17 1:44 PM	BY56923	HGSM	49.3093	0.1333	0.1179	91	0.13	0.03	HG-SM
07/12/17 1:46 PM	CCAL	NOTAG	214.2262	----	4.0850		102		----------
07/12/17 1:48 PM	BLANK	NOTAG	0.7690	----	-0.0578				----------
07/12/17 1:50 PM	BY56926	HGSM	118.7932	0.1159	0.2589	96	0.27	0.02	HG-SM
07/12/17 1:53 PM	BY56930	HGSM	12.7050	0.1176	0.0205	94	BRL	0.03	HG-SM
07/12/17 1:55 PM	BY56934	HGSM	110.9300	0.1159	0.2412	93	0.26	0.03	HG-SM
07/12/17 1:57 PM	BY56842	HGSM	46.6850	0.1176	0.0980	87	0.11	0.03	HG-SM
07/12/17 1:59 PM	BY56842 MS	HGSM	108.0650	0.1333	0.2699	87	103		R_HG-SM
07/12/17 2:01 PM	CCAL	NOTAG	217.8738	----	4.1558		104		----------
07/12/17 2:04 PM	BLANK	NOTAG	0.7929	----	-0.0573				----------
07/12/17 2:46 PM	BY56568 BLK	HGWM	2.1725	1.2500	-0.0382		BRL	0.2	B_HG-WM
07/12/17 2:49 PM	BY56568 LCS	HGWM	114.8143	1.2500	2.6945		108		L_HG-WM
07/12/17 2:51 PM	BY56568	TCLP	1.1619	1.2500	-0.0627		BRL	0.2	TCLPHG
07/12/17 2:53 PM	BY56672	TCLP	1.6884	1.2500	-0.0499		BRL	0.2	TCLPHG
07/12/17 2:55 PM	BY56711	SPLP	1.5628	1.2500	-0.0530		BRL	0.5	SPLPHG
07/12/17 2:57 PM	BY56711	TCLP	2.5279	1.2500	-0.0296		BRL	0.2	TCLPHG
07/12/17 3:00 PM	BY56712	SPLP	1.2953	1.2500	-0.0595		BRL	0.5	SPLPHG
07/12/17 3:02 PM	BY56712	TCLP	0.4262	1.2500	-0.0805		BRL	0.2	TCLPHG
07/12/17 3:04 PM	BY56713	SPLP	0.4244	1.2500	-0.0806		BRL	0.5	SPLPHG
07/12/17 3:06 PM	BY56713	TCLP	0.7881	1.2500	-0.0718		BRL	0.2	TCLPHG

HG Data Transfer Log

Analyst: RS

File: P:\avalon\dailycopy\results\2017\071217hg.txt

Sample Date	Sample	Type	Pk Height	Inst Factor	Raw Result	%Sol	Result	RL	Acode
07/12/17 3:09 PM	CCAL	NOTAG	222.0975	----	4.2377		106		----------
07/12/17 3:11 PM	BLANK	NOTAG	2.0415	----	-0.0331				----------
07/12/17 3:13 PM	BY56714	SPLP	1.9977	1.2500	-0.0424		BRL	0.5	SPLPHG
07/12/17 3:15 PM	BY56714	TCLP	0.6233	1.2500	-0.0758		BRL	0.2	TCLPHG
07/12/17 3:17 PM	BY56828	SPLP	1.9605	1.2500	-0.0433		BRL	0.5	SPLPHG
07/12/17 3:20 PM	BY56828	TCLP	1.4186	1.2500	-0.0565		BRL	0.2	TCLPHG
07/12/17 3:22 PM	BY56830	SPLP	1.2651	1.2500	-0.0602		BRL	0.5	SPLPHG
07/12/17 3:24 PM	BY56830	TCLP	1.3341	1.2500	-0.0585		BRL	0.2	TCLPHG
07/12/17 3:26 PM	BY56832	SPLP	3.4810	1.2500	-0.0064		BRL	0.5	SPLPHG
07/12/17 3:28 PM	BY56832	TCLP	0.9302	1.2500	-0.0683		BRL	0.2	TCLPHG
07/12/17 3:31 PM	BY56834	SPLP	4.9535	1.2500	0.0293		BRL	0.5	SPLPHG
07/12/17 3:33 PM	BY56834	TCLP	4.6954	1.2500	0.0230		BRL	0.2	TCLPHG
07/12/17 3:35 PM	CCAL	NOTAG	213.1643	----	4.0644		102		----------
07/12/17 3:37 PM	BLANK	NOTAG	0.8524	----	-0.0562				----------
07/12/17 3:40 PM	BY56836	SPLP	1.9791	1.2500	-0.0429		BRL	0.5	SPLPHG
07/12/17 3:42 PM	BY56836	TCLP	2.1310	1.2500	-0.0392		BRL	0.2	TCLPHG
07/12/17 3:44 PM	BY56568 DUP	HGWM	1.7220	1.2500	-0.0491		BRL	0.2	D_HG-W
07/12/17 3:46 PM	BY56568 MS	HGWM	108.2628	1.2500	2.5356		101		R_HG-W
07/12/17 3:48 PM	CCAL	NOTAG	214.9167	----	4.0984		102		----------
07/12/17 3:51 PM	BLANK	NOTAG	2.5857	----	-0.0225				----------
07/12/17 3:54 PM	BY55934 BLK	HGWM	1.8512	1.2500	-0.0460		BRL	0.2	B_HG-WM
07/12/17 3:56 PM	BY55934 LCS	HGWM	104.6395	1.2500	2.4477		97.9		L_HG-WM
07/12/17 3:59 PM	BY55934	TCLP	1.1116	1.2500	-0.0639		BRL	0.2	TCLPHG
07/12/17 4:01 PM	BY56662	TCLP	1.5818	1.2500	-0.0525		BRL	0.2	TCLPHG
07/12/17 4:03 PM	BY56663	TCLP	1.6683	1.2500	-0.0504		BRL	0.2	TCLPHG
07/12/17 4:05 PM	BY55924	TCLP	1.1595	1.2500	-0.0627		BRL	0.2	TCLPHG
07/12/17 4:07 PM	BY55925	TCLP	1.8395	1.2500	-0.0463		BRL	0.2	TCLPHG
07/12/17 4:10 PM	BY56570	TCLP	0.5395	1.2500	-0.0778		BRL	0.2	TCLPHG
07/12/17 4:12 PM	BY56677	TCLP	1.4326	1.2500	-0.0561		BRL	0.2	TCLPHG
07/12/17 4:14 PM	BY56680	TCLP	0.6605	1.2500	-0.0749		BRL	0.2	TCLPHG
07/12/17 4:16 PM	CCAL	NOTAG	217.1929	----	4.1426		104		----------
07/12/17 4:19 PM	BLANK	NOTAG	2.5167	----	-0.0239				----------
07/12/17 4:21 PM	BY56683	TCLP	1.6233	1.2500	-0.0515		BRL	0.2	TCLPHG
07/12/17 4:23 PM	BY56691	TCLP	2.0136	1.2500	-0.0420		BRL	0.2	TCLPHG
07/12/17 4:25 PM	BY56708	TCLP	1.5500	1.2500	-0.0533		BRL	0.2	TCLPHG
07/12/17 4:27 PM	BY55934 DUP	HGWM	1.6643	1.2500	-0.0505		BRL	0.2	D_HG-W
07/12/17 4:30 PM	BY55934 MS	HGWM	106.6071	1.2500	2.4954		99.8		R_HG-W
07/12/17 4:32 PM	CCAL	NOTAG	215.7310	----	4.1142		103		----------
07/12/17 4:34 PM	BLANK	NOTAG	0.7619	----	-0.0579				----------

HG Data Transfer Log

Analyst: RS

File: P:\avalon\dailycopy\results\2017\071317hg.txt

Calibration: (Linear Calculated Intercept) **Correlation Coefficient:** 0.999667 **Slope:** 50.19677 **Intercept:** 3.98789

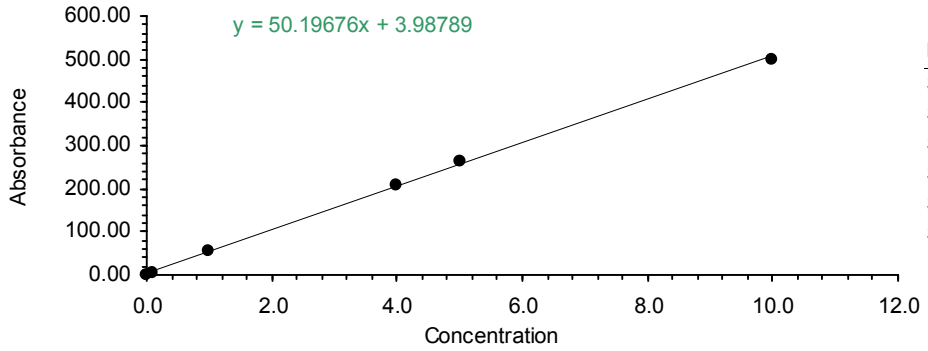

Id	Signal	Conc	Calc Conc
STD1	1.2098	0.0	-0.0553
STD2	4.8558	0.1	0.0173
STD3	54.7429	1.0	1.0111
STD4	209.7829	4.0	4.0998
STD5	261.7342	5.0	5.1347
STD6	500.5568	10.0	9.8924

Sample Date	Sample	Type	Pk Height	Inst Factor	Raw Result	%Sol	Result	RL	Acode
07/13/17 7:44 AM	STD1	CAL	1.2098	----	0.0000				----------
07/13/17 7:46 AM	STD2	CAL	4.8558	----	0.1000				----------
07/13/17 7:48 AM	STD3	CAL	54.7429	----	1.0000				----------
07/13/17 7:51 AM	STD4	CAL	209.7829	----	4.0000				----------
07/13/17 7:53 AM	STD5	CAL	261.7342	----	5.0000				----------
07/13/17 7:55 AM	STD6	CAL	500.5568	----	10.0000				----------
07/13/17 7:59 AM	CCAL	NOTAG	215.6418	----	4.2165		105		----------
07/13/17 8:02 AM	CCAL	NOTAG	213.0233	----	4.1643		104		----------
07/13/17 8:05 AM	BLANK	NOTAG	5.5310	----	0.0307				----------
07/13/17 8:07 AM	CRA1	NOTAG	11.3756	----	0.1472				----------
07/13/17 8:11 AM	BY57281 BLK	HGSM	1.6634	0.1159	-0.0054		BRL	0.02	B_HG-SM
07/13/17 8:13 AM	BY57281 LCS	HGSM	66.2884	0.1159	0.1439		99.3		L_HG-SM
07/13/17 8:15 AM	BY57281 LCSD	HGSM	62.4140	0.1333	0.1552		93.1		L4HG-SM
07/13/17 8:17 AM	BY57281	HGSM	5.2256	0.1270	0.0031	100	BRL	0.03	HG-SM
07/13/17 8:19 AM	BY57282	HGSM	3.8698	0.1311	-0.0003	100	BRL	0.03	HG-SM
07/13/17 8:22 AM	BY57296	HGSM	77.2000	0.1159	0.1691	88	0.19	0.03	HG-SM
07/13/17 8:24 AM	BY57378	HGSM	332.8525	0.1231	0.8063	84	0.96	0.03	HG-SM
07/13/17 8:26 AM	BY57379	HGSM	26.3244	0.1194	0.0531	88	0.06	0.03	HG-SM
07/13/17 8:28 AM	BY57380	HGSM	302.6073	0.1311	0.7802	87	0.90	0.03	HG-SM
07/13/17 8:30 AM	BY57381	HGSM	2.0143	0.1194	-0.0047	90	BRL	0.03	HG-SM
07/13/17 8:33 AM	CCAL	NOTAG	203.1780	----	3.9682		99.2		----------
07/13/17 8:35 AM	BLANK	NOTAG	1.4902	----	-0.0498				----------
07/13/17 8:37 AM	BY57382	HGSM	447.8524	0.1290	1.1410	89	1.28	0.03	HG-SM
07/13/17 8:39 AM	BY57383	HGSM	1.2286	0.1159	-0.0064	90	BRL	0.03	HG-SM
07/13/17 8:42 AM	BY57384	HGSM	372.7809	0.1194	0.8772	89	0.99	0.03	HG-SM
07/13/17 8:44 AM	BY57385	HGSM	6.4163	0.1250	0.0060	92	BRL	0.03	HG-SM
07/13/17 8:46 AM	BY57386	HGSM	7.4048	0.1194	0.0081	93	BRL	0.03	HG-SM
07/13/17 8:48 AM	BY57387	HGSM	9.0171	0.1231	0.0123	92	BRL	0.03	HG-SM
07/13/17 8:50 AM	BY57388	HGSM	416.8976	0.1250	1.0282	87	1.18	0.03	HG-SM
07/13/17 8:53 AM	BY57389	HGSM	46.9667	0.1333	0.1142	92	0.12	0.03	HG-SM
07/13/17 8:55 AM	BY57391	HGSM	40.0833	0.1270	0.0913	92	0.10	0.03	HG-SM
07/13/17 8:57 AM	BY57405	HGSM	1.6405	0.1250	-0.0058	95	BRL	0.03	HG-SM
07/13/17 8:59 AM	CCAL	NOTAG	198.7293	----	3.8796		97.0		----------
07/13/17 9:01 AM	BLANK	NOTAG	0.8786	----	-0.0619				----------
07/13/17 9:04 AM	BY57407	HGSM	2.8200	0.1176	-0.0027	95	BRL	0.03	HG-SM
07/13/17 9:06 AM	BY57970	HGSM	8.0976	0.1250	0.0102	86	BRL	0.03	HG-SM
07/13/17 9:08 AM	BY58019	HGSM	12.9929	0.1176	0.0211	91	BRL	0.03	HG-SM
07/13/17 9:10 AM	BY57281 DUP	HGSM	5.0833	0.1231	0.0027	100	BRL	0.03	D_HG-SM
07/13/17 9:13 AM	BY57281 MS	HGSM	62.8881	0.1250	0.1467	100	93.9		R_HG-SM
07/13/17 9:15 AM	CCAL	NOTAG	198.1953	----	3.8689		96.7		----------

Analyst: RS

File: P:\avalon\dailycopy\results\2017\071317hg.txt

Sample Date	Sample	Type	Pk Height	Inst Factor	Raw Result	%Sol	Result	RL	Acode
07/13/17 9:17 AM	BLANK	NOTAG	1.7786	----	-0.0440				----------
07/13/17 9:20 AM	BY57368 BLK	HGSM	1.1476	0.1212	-0.0069		BRL	0.02	B_HG-SM
07/13/17 9:23 AM	BY57368 LCS	HGSM	62.1465	0.1194	0.1383		92.7		L_HG-SM
07/13/17 9:25 AM	BY57368 LCSD	HGSM	61.0256	0.1159	0.1317		90.9		L4HG-SM
07/13/17 9:27 AM	BY56053	HGSL	60.3667	0.0364	0.0408	7.35	0.56	0.10	HG-SL
07/13/17 9:29 AM	BY56054	HGSL	47.7000	0.1333	0.1161	21.1	0.55	0.13	HG-SL
07/13/17 9:31 AM	BY56055	HGSL	30.0214	0.1311	0.0680	13.9	0.49	0.19	HG-SL
07/13/17 9:34 AM	BY56056	HGSL	38.6000	0.1159	0.0799	25.2	0.32	0.09	HG-SL
07/13/17 9:36 AM	BY56057	HGSL	35.9595	0.0076	0.0049	2.05	0.24	0.07	HG-SL
07/13/17 9:38 AM	BY56058	HGSL	132.6190	0.0078	0.0201	2.41	0.83	0.07	HG-SL
07/13/17 9:40 AM	BY57368	HGSM	1.5209	0.1311	-0.0064	99	BRL	0.03	HG-SM
07/13/17 9:43 AM	CCAL	NOTAG	204.6929	----	3.9984		100		----------
07/13/17 9:45 AM	BLANK	NOTAG	0.5262	----	-0.0690				----------
07/13/17 9:47 AM	BY57371	HGSM	55.7023	0.1212	0.1249	92	0.14	0.03	HG-SM
07/13/17 9:49 AM	BY57372	HGSM	104.5955	0.1270	0.2545	95	0.27	0.03	HG-SM
07/13/17 9:51 AM	BY57373	HGSM	31.6023	0.1159	0.0638	94	0.07	0.03	HG-SM
07/13/17 9:54 AM	BY57374	HGSM	60.4932	0.1290	0.1452	94	0.15	0.03	HG-SM
07/13/17 9:56 AM	BY57375	HGSM	50.0091	0.1081	0.0991	79	0.13	0.03	HG-SM
07/13/17 9:58 AM	BY57376	HGSM	66.2318	0.1333	0.1653	93	0.18	0.03	HG-SM
07/13/17 10:00 AM	BY57377	HGSM	42.3591	0.1290	0.0986	94	0.10	0.03	HG-SM
07/13/17 10:03 AM	BY57469	HGSL	24.7860	0.0080	0.0033	1.24	0.27	0.13	HG-SL
07/13/17 10:14 AM	BY57611	HGSM	206.2279	6.6667	26.8596	80	33.6	1.7	HG-SM
07/13/17 10:16 AM	BY58020	HGSM	10.5477	0.1212	0.0158	87	BRL	0.03	HG-SM
07/13/17 10:18 AM	CCAL	NOTAG	199.4634	----	3.8942		97.4		----------
07/13/17 10:20 AM	BLANK	NOTAG	1.0381	----	-0.0588				----------
07/13/17 10:23 AM	BY58021	HGSM	11.7163	0.1212	0.0187	88	BRL	0.03	HG-SM
07/13/17 10:25 AM	BY58022	HGSM	10.7977	0.1159	0.0157	88	BRL	0.03	HG-SM
07/13/17 10:27 AM	BY58023	HGSM	11.2186	0.1290	0.0186	88	BRL	0.03	HG-SM
07/13/17 10:29 AM	BY57368 DUP	HGSM	2.9976	0.1290	-0.0025	99	BRL	0.03	D_HG-SM
07/13/17 10:31 AM	BY57368 MS	HGSM	60.1707	0.1212	0.1357	99	89.5		R_HG-SM
07/13/17 10:34 AM	CCAL	NOTAG	191.8780	----	3.7431		93.6		----------
07/13/17 10:36 AM	BLANK	NOTAG	1.7317	----	-0.0449				----------
07/13/17 10:43 AM	BY57584 BLK	HGSM	0.6488	0.1311	-0.0087		BRL	0.03	B_HG-SM
07/13/17 10:45 AM	BY57584 LCS	HGSM	55.1698	0.1194	0.1217		81.5		L_HG-SM
07/13/17 10:47 AM	BY57584 LCSD	HGSM	55.4093	0.1176	0.1205		81.9		L4HG-SM
07/13/17 10:50 AM	BY57286	HGSM	0.8628	0.1176	-0.0073	99	BRL	0.02	HG-SM
07/13/17 10:52 AM	BY57576	HGSM	97.6977	0.1290	0.2409	87	0.28	0.03	HG-SM
07/13/17 10:54 AM	BY57577	HGSM	193.3326	0.1311	0.4947	90	0.55	0.03	HG-SM
07/13/17 10:56 AM	BY57578	HGSM	71.7244	0.1250	0.1687	90	0.19	0.03	HG-SM
07/13/17 10:59 AM	BY57579	HGSM	222.1691	0.1250	0.5433	84	0.65	0.03	HG-SM
07/13/17 11:01 AM	BY57580	HGSM	96.7395	0.1231	0.2274	85	0.27	0.03	HG-SM
07/13/17 11:03 AM	BY57581	HGSM	198.9953	0.1212	0.4709	89	0.53	0.03	HG-SM
07/13/17 11:05 AM	CCAL	NOTAG	207.5810	----	4.0559		101		----------
07/13/17 11:07 AM	BLANK	NOTAG	1.1714	----	-0.0561				----------
07/13/17 11:10 AM	BY57582	HGSM	3.9209	0.1290	-0.0002	90	BRL	0.03	HG-SM
07/13/17 11:12 AM	BY57583	HGSM	5.8837	0.1212	0.0046	90	BRL	0.03	HG-SM
07/13/17 11:14 AM	BY57584	HGSM	2.1238	0.1176	-0.0044	90	BRL	0.03	HG-SM
07/13/17 11:16 AM	BY57585	HGSM	1.0317	0.1333	-0.0079	90	BRL	0.03	HG-SM
07/13/17 11:19 AM	BY57586	HGSM	5.5930	0.1250	0.0040	88	BRL	0.03	HG-SM
07/13/17 11:21 AM	BY57587	HGSM	2.2000	0.1270	-0.0045	87	BRL	0.03	HG-SM
07/13/17 11:23 AM	BY57936	HGSM	45.7977	0.1194	0.0995	80	0.12	0.03	HG-SM
07/13/17 11:25 AM	BY57937	HGSM	13.2930	0.1250	0.0232	75	0.03	0.03	HG-SM
07/13/17 11:27 AM	BY57957	HGSL	46.4372	0.1127	0.0953	24.7	0.39	0.09	HG-SL

HG Data Transfer Log

Analyst: RS

File: P:\avalon\dailycopy\results\2017\071317hg.txt

Sample Date	Sample	Type	Pk Height	Inst Factor	Raw Result	%Sol	Result	RL	Acode
07/13/17 11:30 AM	BY57935	HGSM	33.7634	0.1270	0.0753	82	0.09	0.03	HG-SM
07/13/17 11:32 AM	CCAL	NOTAG	221.4310	----	4.3318		108		----------
07/13/17 11:34 AM	BLANK	NOTAG	1.1634	----	-0.0563				----------
07/13/17 11:36 AM	BY57584 DUP	HGSM	0.9537	0.1231	-0.0074	90	BRL	0.03	D_HG-SM
07/13/17 11:38 AM	BY57584 MS	HGSM	57.7381	0.1311	0.1404	90	85.7		R_HG-SM
07/13/17 11:42 AM	BY57317 BLK	DISHG	2.0070	1.2500	-0.0493		BRL	0.2	B_D-HG
07/13/17 11:45 AM	BY57317 LCS	DISHG	104.5214	1.2500	2.5035		100		L_D-HG
07/13/17 11:47 AM	BY56206	DISHG	0.5810	1.2500	-0.0848		BRL	0.2	D-HG
07/13/17 11:49 AM	BY56207	DISHG	1.1143	1.2500	-0.0716		BRL	0.2	D-HG
07/13/17 11:51 AM	BY56208	DISHG	0.9465	1.2500	-0.0757		BRL	0.2	D-HG
07/13/17 11:54 AM	BY56209	DISHG	0.5805	1.2500	-0.0849		BRL	0.2	D-HG
07/13/17 11:56 AM	BY56210	DISHG	2.1000	1.2500	-0.0470		BRL	0.2	D-HG
07/13/17 11:58 AM	BY56211	DISHG	2.5571	1.2500	-0.0356		BRL	0.2	D-HG
07/13/17 12:00 PM	BY56212	DISHG	2.5738	1.2500	-0.0352		BRL	0.2	D-HG
07/13/17 12:02 PM	BY56213	DISHG	2.0143	1.2500	-0.0491		BRL	0.2	D-HG
07/13/17 12:05 PM	CCAL	NOTAG	217.0537	----	4.2446		106		----------
07/13/17 12:07 PM	BLANK	NOTAG	1.4049	----	-0.0515				----------
07/13/17 12:09 PM	BY56214	DISHG	1.0628	1.2500	-0.0728		BRL	0.2	D-HG
07/13/17 12:11 PM	BY56215	DISHG	1.6975	1.2500	-0.0570		BRL	0.2	D-HG
07/13/17 12:13 PM	BY56216	DISHG	2.4738	1.2500	-0.0377		BRL	0.2	D-HG
07/13/17 12:16 PM	BY57317	DISHG	2.0190	1.2500	-0.0490		BRL	0.2	D-HG
07/13/17 12:18 PM	BY57318	DISHG	0.4024	1.2500	-0.0893		BRL	0.2	D-HG
07/13/17 12:20 PM	BY57319	DISHG	1.3214	1.2500	-0.0664		BRL	0.2	D-HG
07/13/17 12:22 PM	BY57320	DISHG	1.0119	1.2500	-0.0741		BRL	0.2	D-HG
07/13/17 12:25 PM	BY57321	DISHG	0.8442	1.2500	-0.0783		BRL	0.2	D-HG
07/13/17 12:27 PM	BY57322	DISHG	1.4535	1.2500	-0.0631		BRL	0.2	D-HG
07/13/17 12:29 PM	BY57317 DUP	DISHG	1.0500	1.2500	-0.0732		BRL	0.3	D_D-HG
07/13/17 12:31 PM	CCAL	NOTAG	215.4262	----	4.2122		105		----------
07/13/17 12:33 PM	BLANK	NOTAG	1.3190	----	-0.0532				----------
07/13/17 12:36 PM	BY57317 MS	DISHG	105.5762	1.2500	2.5298		101		R_D-HG
07/13/17 1:09 PM	BY57238 BLK	HGWM	1.7857	1.2500	-0.0548		BRL	0.2	B_HG-WM
07/13/17 1:11 PM	BY57238 LCS	HGWM	111.0619	1.2500	2.6664		107		L_HG-WM
07/13/17 1:13 PM	BY40000	TCLP	0.6667	1.2500	-0.0827		BRL	0.2	TCLPHG
07/13/17 1:15 PM	BY56838	TCLP	0.4952	1.2500	-0.0870		BRL	0.2	TCLPHG
07/13/17 1:17 PM	BY56840	TCLP	2.3860	1.2500	-0.0399		BRL	0.2	TCLPHG
07/13/17 1:20 PM	BY56842	TCLP	1.3163	1.2500	-0.0665		BRL	0.2	TCLPHG
07/13/17 1:22 PM	BY56844	TCLP	1.5705	1.2500	-0.0602		BRL	0.2	TCLPHG
07/13/17 1:24 PM	BY57043	TCLP	1.8886	1.2500	-0.0523		BRL	0.2	TCLPHG
07/13/17 1:26 PM	BY57238	HGWM	0.6295	1.2500	-0.0836		BRL	0.2	HG-WM
07/13/17 1:28 PM	BY57242	HGWM	0.6841	1.2500	-0.0823		BRL	0.2	HG-WM
07/13/17 1:31 PM	CCAL	NOTAG	218.6333	----	4.2761		107		----------
07/13/17 1:33 PM	BLANK	NOTAG	1.7619	----	-0.0443				----------
07/13/17 1:35 PM	BY57243	HGWM	1.6705	1.2500	-0.0577		BRL	0.2	HG-WM
07/13/17 1:37 PM	BY57281	SPLP	0.7932	1.2500	-0.0796		BRL	0.5	SPLPHG
07/13/17 1:40 PM	BY57281	TCLP	1.1860	1.2500	-0.0698		BRL	0.2	TCLPHG
07/13/17 1:42 PM	BY57282	SPLP	1.6860	1.2500	-0.0573		BRL	0.5	SPLPHG
07/13/17 1:44 PM	BY57282	TCLP	1.3341	1.2500	-0.0661		BRL	0.2	TCLPHG
07/13/17 1:46 PM	BY57294	HGWM	8.2409	1.2500	0.1059		BRL	0.2	HG-WM
07/13/17 1:48 PM	BY57296	TCLP	2.6864	1.2500	-0.0324		BRL	0.2	TCLPHG
07/13/17 1:51 PM	BY57303	TCLP	1.0698	1.2500	-0.0727		BRL	0.2	TCLPHG
07/13/17 1:53 PM	BY57329	HGWM	1.5163	1.2500	-0.0615		BRL	0.2	HG-WM
07/13/17 1:55 PM	BY57238 DUP	HGWM	1.5976	1.2500	-0.0595		BRL	0.2	D_HG-W
07/13/17 1:57 PM	CCAL	NOTAG	219.5732	----	4.2948		107		----------

HG Data Transfer Log

Analyst: RS

File: P:\avalon\dailycopy\results\2017\071317hg.txt

Sample Date	Sample	Type	Pk Height	Inst Factor	Raw Result	%Sol	Result	RL	Acode
07/13/17 1:59 PM	BLANK	NOTAG	1.5073	----	-0.0494				----------
07/13/17 2:02 PM	BY57238 MS	HGWM	105.0619	1.2500	2.5169		101		R_HG-W
07/13/17 2:48 PM	BY57320 BLK	HGWM	0.7256	1.2500	-0.0812		BRL	0.2	B_HG-WM
07/13/17 2:50 PM	BY57320 LCS	HGWM	103.9535	1.2500	2.4893		99.6		L_HG-WM
07/13/17 2:53 PM	BY57405	TCLP	1.3884	1.2500	-0.0647		BRL	0.2	TCLPHG
07/13/17 2:55 PM	BY57407	TCLP	0.9093	1.2500	-0.0767		BRL	0.2	TCLPHG
07/13/17 2:57 PM	BY57320	HGWM	1.9233	1.2500	-0.0514		BRL	0.2	HG-WM
07/13/17 2:59 PM	BY57321	HGWM	2.1707	1.2500	-0.0453		BRL	0.2	HG-WM
07/13/17 3:01 PM	BY57322	HGWM	1.0429	1.2500	-0.0733		BRL	0.2	HG-WM
07/13/17 3:04 PM	BY57485	TCLP	1.3674	1.2500	-0.0653		BRL	0.2	TCLPHG
07/13/17 3:06 PM	BY57486	TCLP	1.4930	1.2500	-0.0621		BRL	0.2	TCLPHG
07/13/17 3:08 PM	BY57320 DUP	HGWM	2.9907	1.2500	-0.0248		BRL	0.2	D_HG-W
07/13/17 3:10 PM	CCAL	NOTAG	209.5857	----	4.0958		102		----------
07/13/17 3:13 PM	BLANK	NOTAG	0.5643	----	-0.0682				----------
07/13/17 3:15 PM	BY57320 MS	HGWM	110.3442	1.2500	2.6485		106		R_HG-W

Analyst: RS

File: P:\avalon\dailycopy\results\2017\071417hg.txt

Calibration: (Linear Calculated Intercept) **Correlation Coefficient:** 0.999804 **Slope:** 49.56837 **Intercept:** 4.25487

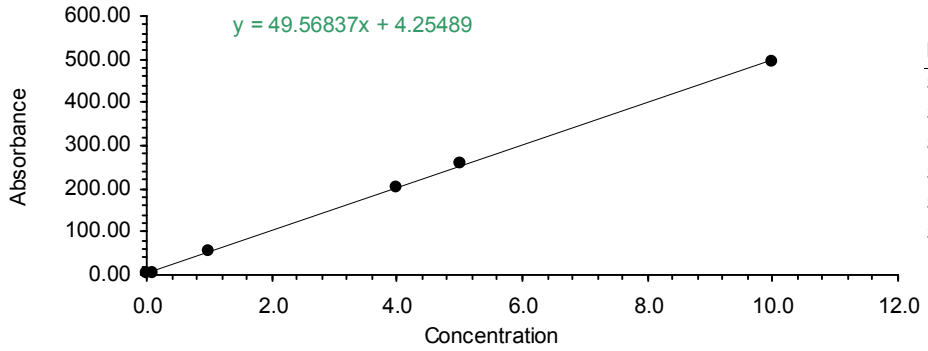

Id	Signal	Conc	Calc Conc
STD1	3.6357	0.0	-0.0125
STD2	5.2262	0.1	0.0196
STD3	53.9439	1.0	1.0024
STD4	205.1175	4.0	4.0522
STD5	257.9023	5.0	5.1171
STD6	496.0279	10.0	9.9211

Sample Date	Sample	Type	Pk Height	Inst Factor	Raw Result	%Sol	Result	RL	Acode
07/14/17 8:16 AM	STD1	CAL	3.6357	----	0.0000				----------
07/14/17 8:19 AM	STD2	CAL	5.2262	----	0.1000				----------
07/14/17 8:21 AM	STD3	CAL	53.9439	----	1.0000				----------
07/14/17 8:23 AM	STD4	CAL	205.1175	----	4.0000				----------
07/14/17 8:25 AM	STD5	CAL	257.9023	----	5.0000				----------
07/14/17 8:28 AM	STD6	CAL	496.0279	----	10.0000				----------
07/14/17 8:30 AM	CCAL	NOTAG	208.3884	----	4.1182		103		----------
07/14/17 8:33 AM	BLANK	NOTAG	4.4571	----	0.0041				----------
07/14/17 8:35 AM	CRA1	NOTAG	11.8171	----	0.1526				----------
07/14/17 8:38 AM	BY58565 BLK	HGWM	1.7000	1.2500	-0.0644		BRL	0.2	B_HG-WM
07/14/17 8:41 AM	BY58565 LCS	HGWM	102.5186	1.2500	2.4780		99.1		L_HG-WM
07/14/17 8:43 AM	BY58564	HGWM	7.8907	1.2500	0.0917		BRL	0.2	HG-WM
07/14/17 8:45 AM	BY58565	HGWM	6.5209	1.2500	0.0571		BRL	0.2	HG-WM
07/14/17 8:47 AM	BY58566	HGWM	3.3116	1.2500	-0.0238		BRL	0.2	HG-WM
07/14/17 8:50 AM	BY58567	HGWM	1.4326	1.2500	-0.0712		BRL	0.2	HG-WM
07/14/17 8:52 AM	BY58568	HGWM	291.3050	1.2500	7.2387		7.24	0.2	HG-WM
07/14/17 8:54 AM	BY58569	HGWM	0.5951	1.2500	-0.0923		BRL	0.2	HG-WM
07/14/17 8:56 AM	BY58570	HGWM	40.0698	1.2500	0.9032		0.903	0.2	HG-WM
07/14/17 8:58 AM	BY58571	HGWM	1.5024	1.2500	-0.0694		BRL	0.2	HG-WM
07/14/17 9:01 AM	CCAL	NOTAG	204.9976	----	4.0498		101		----------
07/14/17 9:03 AM	BLANK	NOTAG	2.1195	----	-0.0431				----------
07/14/17 9:05 AM	BY58573	HGWM	2.2810	1.2500	-0.0498		BRL	0.2	HG-WM
07/14/17 9:07 AM	BY58574	HGWM	5.9262	1.2500	0.0421		BRL	0.2	HG-WM
07/14/17 9:09 AM	BY58575	HGWM	0.9905	1.2500	-0.0823		BRL	0.2	HG-WM
07/14/17 9:12 AM	BY58576	HGWM	206.3674	1.2500	5.0968		5.10	0.2	HG-WM
07/14/17 9:14 AM	BY58577	HGWM	0.6122	1.2500	-0.0919		BRL	0.2	HG-WM
07/14/17 9:16 AM	BY58735	HGWM	0.8366	1.2500	-0.0862		BRL	0.2	HG-WM
07/14/17 9:18 AM	BY58736	HGWM	1.3537	1.2500	-0.0732		BRL	0.2	HG-WM
07/14/17 9:21 AM	BY58737	HGWM	1.6860	1.2500	-0.0648		BRL	0.2	HG-WM
07/14/17 9:23 AM	BY58738	HGWM	0.9744	1.2500	-0.0827		BRL	0.2	HG-WM
07/14/17 9:25 AM	BY58739	HGWM	2.4186	1.2500	-0.0463		BRL	0.2	HG-WM
07/14/17 9:27 AM	CCAL	NOTAG	204.9048	----	4.0479		101		----------
07/14/17 9:29 AM	BLANK	NOTAG	1.8548	----	-0.0484				----------
07/14/17 9:32 AM	BY58740	HGWM	2.3705	1.2500	-0.0475		BRL	0.2	HG-WM
07/14/17 9:34 AM	BY58833	HGWM	3.5167	1.2500	-0.0186		BRL	0.2	HG-WM
07/14/17 9:36 AM	BY58565 DUP	HGWM	5.9524	1.2500	0.0428		BRL	0.2	D_HG-W
07/14/17 9:38 AM	BY58565 MS	HGWM	97.3452	1.2500	2.3475		93.9		R_HG-W
07/14/17 9:41 AM	CCAL	NOTAG	198.7547	----	3.9239		98.1		----------
07/14/17 9:43 AM	BLANK	NOTAG	1.5690	----	-0.0542				----------
07/14/17 9:46 AM	BY58244 BLK	HGSM	1.6429	0.1250	-0.0066		BRL	0.03	B_HG-SM

Analyst: RS

File: P:\avalon\dailycopy\results\2017\071417hg.txt

Sample Date	Sample	Type	Pk Height	Inst Factor	Raw Result	%Sol	Result	RL	Acode
07/14/17 9:49 AM	BY58244 LCS	HGSM	64.7405	0.1250	0.1525		97.6		L_HG-SM
07/14/17 9:51 AM	BY58244 LCSD	HGSM	61.4628	0.1290	0.1489		92.3		L4HG-SM
07/14/17 9:53 AM	BY57610	HGSL	62.3628	0.1159	0.1359	28.7	0.47	0.08	HG-SL
07/14/17 9:55 AM	BY58159	HGSM	10.1341	0.1250	0.0148	83	BRL	0.03	HG-SM
07/14/17 9:58 AM	BY58244	HGSM	5.0390	0.1159	0.0018	92	BRL	0.03	HG-SM
07/14/17 10:00 AM	BY58245	HGSM	7.9341	0.1212	0.0090	95	BRL	0.03	HG-SM
07/14/17 10:02 AM	BY58325	HGSM	33.7951	0.1270	0.0757	75	0.10	0.03	HG-SM
07/14/17 10:04 AM	BY58326	HGSM	19.5805	0.1290	0.0399	77	0.05	0.03	HG-SM
07/14/17 10:06 AM	BY58327	HGSM	48.8561	0.1333	0.1200	71	0.17	0.04	HG-SM
07/14/17 10:09 AM	CCAL	NOTAG	200.0585	----	3.9502		98.8		----------
07/14/17 10:11 AM	BLANK	NOTAG	1.5561	----	-0.0544				----------
07/14/17 10:13 AM	BY58347	HGSM	3.7810	0.1270	-0.0012		-0.001214		?????
07/14/17 10:15 AM	BY58348	HGSM	8.9310	0.1176	0.0111	86	BRL	0.03	HG-SM
07/14/17 10:17 AM	BY58606	HGSM	4.5977	0.1250	0.0009	90	BRL	0.03	HG-SM
07/14/17 10:20 AM	BY58647	HGSL	63.6070	0.1311	0.1570	20.5	0.77	0.13	HG-SL
07/14/17 10:22 AM	BY58797	HGSM	30.7279	0.1250	0.0668	92	0.07	0.03	HG-SM
07/14/17 10:24 AM	BY58800	HGSM	65.7953	0.1270	0.1577	91	0.17	0.03	HG-SM
07/14/17 10:26 AM	BY58803	HGSM	1.9558	0.1159	-0.0054	91	BRL	0.03	HG-SM
07/14/17 10:28 AM	BY58806	HGSM	2.4409	0.1290	-0.0047	91	BRL	0.03	HG-SM
07/14/17 10:31 AM	BY59019	HGSL	113.3349	0.1290	0.2839	26.1	1.09	0.10	HG-SL
07/14/17 10:33 AM	BY59919	HGSM	46.1326	0.1159	0.0980	63	0.16	0.04	HG-SM
07/14/17 10:35 AM	CCAL	NOTAG	193.0476	----	3.8087		95.2		----------
07/14/17 10:37 AM	BLANK	NOTAG	1.5810	----	-0.0539				----------
07/14/17 10:40 AM	BY59920	HGSM	2.6750	0.1212	-0.0039	86	BRL	0.03	HG-SM
07/14/17 10:42 AM	BY59921	HGSM	85.2659	0.1212	0.1981	67	0.30	0.04	HG-SM
07/14/17 10:44 AM	BY58725	HGSM	10.3205	0.1231	0.0151	91	BRL	0.03	HG-SM
07/14/17 10:46 AM	BY58244 DUP	HGSM	4.5767	0.1311	0.0009	92	BRL	0.03	D_HG-SM
07/14/17 10:48 AM	BY58244 MS	HGSM	63.6256	0.1311	0.1571	92	95.8		R_HG-SM
07/14/17 10:51 AM	CCAL	NOTAG	186.1572	----	3.6697		91.7		----------
07/14/17 10:53 AM	BLANK	NOTAG	1.3429	----	-0.0587				----------
07/14/17 10:57 AM	BY58815 BLK	HGSM	1.8714	0.1159	-0.0056		BRL	0.02	B_HG-SM
07/14/17 10:59 AM	BY58815 LCS	HGSM	61.0512	0.1194	0.1368		91.6		L_HG-SM
07/14/17 11:01 AM	BY58815 LCSD	HGSM	59.9512	0.1176	0.1322		89.9		L4HG-SM
07/14/17 11:03 AM	BY58809	HGSM	2.3548	0.1290	-0.0049	90	BRL	0.03	HG-SM
07/14/17 11:06 AM	BY58812	HGSM	4.0186	0.1212	-0.0006	84	BRL	0.03	HG-SM
07/14/17 11:08 AM	BY58815	HGSM	4.8667	0.1270	0.0016	95	BRL	0.03	HG-SM
07/14/17 11:10 AM	BY58817	HGSM	6.2333	0.1212	0.0048	96	BRL	0.03	HG-SM
07/14/17 11:12 AM	BY58819	HGSM	3.6725	0.1250	-0.0015	96	BRL	0.03	HG-SM
07/14/17 11:14 AM	BY58821	HGSM	29.0833	0.1231	0.0616	95	0.07	0.03	HG-SM
07/14/17 11:17 AM	BY58823	HGSM	15.1548	0.1311	0.0288	92	0.03	0.03	HG-SM
07/14/17 11:19 AM	CCAL	NOTAG	184.6976	----	3.6403		91.0		----------
07/14/17 11:21 AM	BLANK	NOTAG	1.0366	----	-0.0649				----------
07/14/17 11:23 AM	BY58825	HGSM	20.8691	0.1311	0.0440	91	0.05	0.03	HG-SM
07/14/17 11:25 AM	BY58826	HGSM	153.0071	0.1159	0.3479	91	0.38	0.03	HG-SM
07/14/17 11:28 AM	BY58827	HGSM	203.5952	0.1159	0.4663	88	0.53	0.03	HG-SM
07/14/17 11:30 AM	BY58828	HGSM	131.5341	0.1270	0.3261	89	0.37	0.03	HG-SM
07/14/17 11:32 AM	BY58829	HGSM	24.9628	0.1231	0.0514	90	0.06	0.03	HG-SM
07/14/17 11:34 AM	CCAL	NOTAG	183.1293	----	3.6086		90.2		----------
07/14/17 11:37 AM	BLANK	NOTAG	1.7707	----	-0.0501				----------
07/14/17 11:39 AM	BY58840	HGSM	311.3140	0.1194	0.7397	87	0.85	0.03	HG-SM
07/14/17 11:41 AM	BY58841	HGSM	220.4372	0.1250	0.5452	92	0.59	0.03	HG-SM
07/14/17 11:43 AM	BY58842	HGSM	67.8762	0.1250	0.1604	96	0.17	0.03	HG-SM
07/14/17 11:45 AM	BY58843	HGSM	8.1605	0.1212	0.0096	94	BRL	0.03	HG-SM

Analyst: RS

File: P:\avalon\dailycopy\results\2017\071417hg.txt

Sample Date	Sample	Type	Pk Height	Inst Factor	Raw Result	%Sol	Result	RL	Acode
07/14/17 11:48 AM	BY58845	HGSM	10.9905	0.1212	0.0165	93	BRL	0.03	HG-SM
07/14/17 11:50 AM	BY58847	HGSM	31.3455	0.1159	0.0634	91	0.07	0.03	HG-SM
07/14/17 11:52 AM	BY59917	HGSM	84.8195	0.1231	0.2000	74	0.27	0.03	HG-SM
07/14/17 11:54 AM	BY59918	HGSM	142.5977	0.1159	0.3236	62	0.52	0.04	HG-SM
07/14/17 11:56 AM	BY58815 DUP	HGSM	1.9721	0.1176	-0.0054	95	BRL	0.03	D_HG-SM
07/14/17 11:59 AM	BY58815 MS	HGSM	64.6395	0.1159	0.1412	95	97.5		R_HG-SM
07/14/17 12:01 PM	CCAL	NOTAG	205.7286	----	4.0646		102		----------
07/14/17 12:03 PM	BLANK	NOTAG	1.6857	----	-0.0518				----------
07/14/17 1:47 PM	BY58635 BLK	HGWM	1.1116	1.2500	-0.0793		BRL	0.2	B_HG-WM
07/14/17 1:50 PM	BY58635 LCS	HGWM	116.3952	1.2500	2.8279		113		L_HG-WM
07/14/17 1:52 PM	BY58189	TCLP	0.4907	1.2500	-0.0949		BRL	0.2	TCLPHG
07/14/17 1:54 PM	BY58245	SPLP	1.6000	1.2500	-0.0670		BRL	0.5	SPLPHG
07/14/17 1:56 PM	BY58245	TCLP	1.0439	1.2500	-0.0810		BRL	0.2	TCLPHG
07/14/17 1:58 PM	BY58325	TCLP	1.1244	1.2500	-0.0789		BRL	0.2	TCLPHG
07/14/17 2:01 PM	BY58326	TCLP	1.1262	1.2500	-0.0789		BRL	0.2	TCLPHG
07/14/17 2:03 PM	BY58327	TCLP	1.2214	1.2500	-0.0765		BRL	0.2	TCLPHG
07/14/17 2:05 PM	BY58347	SPLP	1.0286	1.2500	-0.0814		-0.08136		?????
07/14/17 2:07 PM	BY58347	TCLP	1.9535	1.2500	-0.0580		-0.058036		?????
07/14/17 2:09 PM	CCAL	NOTAG	211.6268	----	4.1836		105		----------
07/14/17 2:12 PM	BLANK	NOTAG	1.4829	----	-0.0559				----------
07/14/17 2:14 PM	BY58348	SPLP	1.9610	1.2500	-0.0578		BRL	0.5	SPLPHG
07/14/17 2:16 PM	BY58348	TCLP	1.2317	1.2500	-0.0762		BRL	0.2	TCLPHG
07/14/17 2:18 PM	BY58647	TCLP	1.2952	1.2500	-0.0746		BRL	0.2	TCLPHG
07/14/17 2:22 PM	BY57618	HGWM	238.0833	12.5000	58.9661		59.0	2	HG-WM
07/14/17 2:24 PM	BY58083	HGWM	2.8049	1.2500	-0.0366		BRL	0.2	HG-WM
07/14/17 2:27 PM	BY58475	HGWM	1.5071	1.2500	-0.0693		BRL	0.2	HG-WM
07/14/17 2:29 PM	BY58476	HGWM	7.1286	1.2500	0.0725		BRL	0.2	HG-WM
07/14/17 2:31 PM	BY58635	HGWM	20.1854	1.2500	0.4017		0.402	0.2	HG-WM
07/14/17 2:33 PM	BY58636	HGWM	0.8951	1.2500	-0.0847		BRL	0.2	HG-WM
07/14/17 2:35 PM	BY58638	HGWM	2.5024	1.2500	-0.0442		BRL	0.2	HG-WM
07/14/17 2:38 PM	CCAL	NOTAG	211.4146	----	4.1793		104		----------
07/14/17 2:40 PM	BLANK	NOTAG	1.3707	----	-0.0582				----------
07/14/17 2:42 PM	BY58639	HGWM	2.0341	1.2500	-0.0560		BRL	0.2	HG-WM
07/14/17 2:44 PM	BY58753	HGWM	1.6683	1.2500	-0.0652		BRL	0.2	HG-WM
07/14/17 2:46 PM	BY58635 DUP	HGWM	21.5756	1.2500	0.4368		0.437	0.2	D_HG-W
07/14/17 2:49 PM	BY58635 MS	HGWM	124.9143	1.2500	3.0428		106		R_HG-W
07/14/17 2:51 PM	CCAL	NOTAG	207.0146	----	4.0905		102		----------
07/14/17 2:53 PM	BLANK	NOTAG	1.2381	----	-0.0609				----------
07/14/17 2:56 PM	BY57318 BLK	HGWM	1.2381	1.2500	-0.0761		BRL	0.2	B_HG-WM
07/14/17 2:59 PM	BY57318 LCS	HGWM	101.8395	1.2500	2.4609		98.4		L_HG-WM
07/14/17 3:01 PM	BY57576	TCLP	0.8605	1.2500	-0.0856		BRL	0.2	TCLPHG
07/14/17 3:03 PM	BY57577	TCLP	1.1698	1.2500	-0.0778		BRL	0.2	TCLPHG
07/14/17 3:05 PM	BY57578	TCLP	1.5302	1.2500	-0.0687		BRL	0.2	TCLPHG
07/14/17 3:07 PM	BY57579	TCLP	1.6977	1.2500	-0.0645		BRL	0.2	TCLPHG
07/14/17 3:10 PM	BY57580	TCLP	4.2070	1.2500	-0.0012		BRL	0.2	TCLPHG
07/14/17 3:12 PM	BY57581	TCLP	1.0905	1.2500	-0.0798		BRL	0.2	TCLPHG
07/14/17 3:14 PM	BY57317	HGWM	2.4976	1.2500	-0.0443		BRL	0.2	HG-WM
07/14/17 3:16 PM	BY57318	HGWM	2.7442	1.2500	-0.0381		BRL	0.2	HG-WM
07/14/17 3:18 PM	CCAL	NOTAG	196.6561	----	3.8815		97.0		----------
07/14/17 3:21 PM	BLANK	NOTAG	1.7512	----	-0.0505				----------
07/14/17 3:23 PM	BY57319	HGWM	3.9140	1.2500	-0.0086		BRL	0.2	HG-WM
07/14/17 3:25 PM	BY58321	TCLP	0.9023	1.2500	-0.0845		BRL	0.2	TCLPHG
07/14/17 3:27 PM	BY58687	TCLP	0.4045	1.2500	-0.0971		BRL	0.2	TCLPHG

HG Data Transfer Log

Analyst: RS

File: P:\avalon\dailycopy\results\2017\071417hg.txt

Sample Date	Sample	Type	Pk Height	Inst Factor	Raw Result	%Sol	Result	RL	Acode
07/14/17 3:29 PM	BY58572	HGWM	2.4186	1.2500	-0.0463		BRL	0.2	HG-WM
07/14/17 3:32 PM	BY58835	HGWM	4.1905	1.2500	-0.0016		BRL	0.2	HG-WM
07/14/17 3:34 PM	BY57318 DUP	HGWM	2.8837	1.2500	-0.0346		BRL	0.2	D_HG-W
07/14/17 3:36 PM	BY57318 MS	HGWM	102.5419	1.2500	2.4786		99.1		R_HG-W
07/14/17 3:38 PM	CCAL	NOTAG	200.9500	----	3.9682		99.2		----------
07/14/17 3:41 PM	BLANK	NOTAG	1.4381	----	-0.0568				----------

Lab Id: **ICV** Measure Date: **7/13/2017 6:41:31 AM**

Client Id:

Matrix	Weight	Volume	Pct Solid	Dilution	Factor	Units
						ppm

	Ag	Al	As	B	Ba	Be	Ca
Conc Mean	0.2483	0.9853	1.008	1.003	1.008	1.009	0.9997
Std Dev	0.0011	0.0034	0.0102	0.0037	0.0032	0.0044	0.0055
RSD %	0.4	0.3	1	0.4	0.3	0.4	0.6

	Cd	Co	Cr	Cu	Fe	K	Mg
Conc Mean	1.004	1.012	1.006	1.001	1.026	5.058	1.002
Std Dev	0.0053	0.0071	0.0057	0.0039	0.0053	0.0113	0.0083
RSD %	0.5	0.7	0.6	0.4	0.5	0.2	0.8

	Mn	Mo	Na	Ni	Pb	Sb	Se
Conc Mean	0.9955	0.9875	5.033	1.019	1.000	1.038	1.008
Std Dev	0.0045	0.0104	0.0305	0.0067	0.0057	0.0044	0.0101
RSD %	0.5	1.1	0.6	0.7	0.6	0.4	1

	Sn	Ti	Tl	U	V	W	Zn
Conc Mean	1.011	0.9994	1.032	0	1.020	0	0.9767
Std Dev	0.0054	0.0031	0.0038	0	0.0039	0	0.0040
RSD %	0.5	0.3	0.4		0.4		0.4

Lab Id: **ICB** Measure Date: **7/13/2017 7:12:36 AM**

Client Id:

Matrix	Weight	Volume	Pct Solid	Dilution	Factor	Units
(R)	1	1	100	1	1.000	ppm

	Ag	Al	As	B	Ba	Be	Ca
Conc Mean	0.0002	# 0.0003	0.0021	-0.0006	-0.0003	-0.0002	-0.0109
Std Dev	0.0002	0.0008	0.0014	0.0005	0.0000	0.0000	0.0005
RSD %	100	266.7	66.7	83.3	0	0	4.6

	Cd	Co	Cr	Cu	Fe	K	Mg
Conc Mean	-0.0002	-0.0004	-0.0002	0.0003	-0.0011	0.0020	-0.0005
Std Dev	0.0001	0.0002	0.0002	0.0002	0.0001	0.0004	0.0000
RSD %	50	50	100	66.7	9.1	20	0

	Mn	Mo	Na	Ni	Pb	Sb	Se
Conc Mean	-0.0001	0.0011	0.0046	-0.0001	-0.0026	-0.0036	0.0016
Std Dev	0.0000	0.0021	0.0001	0.0001	0.0014	0.0006	0.0027
RSD %	0	190.9	2.2	100	53.8	16.7	168.8

	Sn	Ti	Tl	U	V	W	Zn
Conc Mean	-0.0014	-0.0004	-0.0012	0	-0.0003	0	-0.0003
Std Dev	0.0004	0.0002	0.0051	0	0.0002	0	0.0000
RSD %	28.6	50	425		66.7		0

Lab Id: **I-ICSAB** Measure Date: **7/13/2017 10:26:08 PM**

Client Id:

Matrix	Weight	Volume	Pct Solid	Dilution	Factor	Units
	1	1	100	1	1.000	ppm

	Ag	Al	As	B	Ba	Be	Ca
Conc Mean	0.3157	> 31.70	1.046	0.5234	0.3127	0.1014	> 154.4
Std Dev	0.0029	0.0761	0.0064	0.0069	0.0027	0.0009	2.718
RSD %	0.9	0.2	0.6	1.3	0.9	0.9	1.8

	Cd	Co	Cr	Cu	Fe	K	Mg
Conc Mean	0.3023	0.3125	0.3042	0.3278	> 129.5	23.45	> 78.66
Std Dev	0.0015	0.0034	0.0043	0.0026	1.723	0.0785	0.7426
RSD %	0.5	1.1	1.4	0.8	1.3	0.3	0.9

	Mn	Mo	Na	Ni	Pb	Sb	Se
Conc Mean	0.2051	0.2920	27.35	0.3081	1.022	1.083	0.4974
Std Dev	0.0020	0.0019	0.0399	0.0042	0.0217	0.0100	0.0005
RSD %	1	0.7	0.1	1.4	2.1	0.9	0.1

	Sn	Ti	Tl	U	V	W	Zn
Conc Mean	-0.0049	1.018	1.057		0.3080	0.0010	0.3343
Std Dev	0.0004	0.0099	0.0111		0.0027	0.0002	0.0024
RSD %	8.2	1	1.1		0.9	20	0.7

Lab Id: **CCV** Measure Date: **7/14/2017 12:29:54 AM**

Client Id:

Matrix	Weight	Volume	Pct Solid	Dilution	Factor	Units
	1	1	100	1	1.000	ppm

	Ag	Al	As	B	Ba	Be	Ca
Conc Mean	0.2559	1.024	1.040	1.033	1.033	1.026	1.020
Std Dev	0.0009	0.0010	0.0137	0.0042	0.0006	0.0028	0.0027
RSD %	0.4	0.1	1.3	0.4	0.1	0.3	0.3

	Cd	Co	Cr	Cu	Fe	K	Mg
Conc Mean	1.019	1.030	1.020	1.043	1.040	5.488	1.015
Std Dev	0.0071	0.0041	0.0012	0.0025	0.0024	0.0201	0.0083
RSD %	0.7	0.4	0.1	0.2	0.2	0.4	0.8

	Mn	Mo	Na	Ni	Pb	Sb	Se
Conc Mean	1.015	0.9994	> 5.518	1.035	1.000	1.045	1.049
Std Dev	0.0058	0.0146	0.0158	0.0017	0.0046	0.0121	0.0079
RSD %	0.6	1.5	0.3	0.2	0.5	1.2	0.8

	Sn	Ti	Tl	U	V	W	Zn
Conc Mean	1.020	1.020	1.048		1.034	0.0016	1.007
Std Dev	0.0128	0.0032	0.0055		0.0043	0.0001	0.0047
RSD %	1.3	0.3	0.5		0.4	6.3	0.5

Lab Id: **CCB** Measure Date: **7/14/2017 12:32:51 AM**

Client Id:

Matrix	Weight	Volume	Pct Solid	Dilution	Factor	Units
	1	1	100	1	1.000	ppm

	Ag	Al	As	B	Ba	Be	Ca
Conc Mean	0.0006	# 0.0014	> 0.0074	0.0030	-0.0001	-0.0001	-0.0072
Std Dev	0.0000	0.0004	0.0020	0.0007	0.0000	0.0001	0.0004
RSD %	0	28.6	27	23.3	0	100	5.6

	Cd	Co	Cr	Cu	Fe	K	Mg
Conc Mean	-0.0001	-0.0003	-0.0001	> 0.0012	0.0036	0.0409	0.0003
Std Dev	0.0001	0.0003	0.0001	0.0001	0.0003	0.0011	0.0001
RSD %	100	100	100	8.3	8.3	2.7	33.3

	Mn	Mo	Na	Ni	Pb	Sb	Se
Conc Mean	0.0001	> 0.0283	> 0.1249	-0.0001	> 0.0040	> 0.0051	> 0.0197
Std Dev	0.0001	0.0125	0.0008	0.0002	0.0019	0.0024	0.0084
RSD %	100	44.2	0.6	200	47.5	47.1	42.6

	Sn	Ti	Tl	U	V	W	Zn
Conc Mean	0.0052	0.0026	0.0003		0.0000	# 0.0006	-0.0002
Std Dev	0.0005	0.0011	0.0019		0.0002	0.0002	0.0002
RSD %	9.6	42.3	633.3			33.3	100

Lab Id: **I-CRDL** Measure Date: **7/14/2017 12:38:44 AM**

Client Id:

Matrix	Weight	Volume	Pct Solid	Dilution	Factor	Units
WM	1	1	100	1	1.000	ppm

	Ag	Al	As	B	Ba	Be	Ca
Conc Mean	0.0056	0.0529	0.0234	0.0532	0.0103	0.0048	0.0452
Std Dev	0.0001	0.0003	0.0031	0.0010	0.0001	0.0000	0.0006
RSD %	1.8	0.6	13.2	1.9	1	0	1.3

	Cd	Co	Cr	Cu	Fe	K	Mg
Conc Mean	0.0050	0.0051	0.0049	0.0065	0.0295	0.5712	0.0535
Std Dev	0.0001	0.0002	0.0003	0.0002	0.0003	0.0027	0.0001
RSD %	2	3.9	6.1	3.1	1	0.5	0.2

	Mn	Mo	Na	Ni	Pb	Sb	Se
Conc Mean	0.0052	0.0526	0.6417	0.0052	0.0122	0.0278	0.0521
Std Dev	0.0000	0.0015	0.0028	0.0004	0.0036	0.0028	0.0025
RSD %	0	2.9	0.4	7.7	29.5	10.1	4.8

	Sn	Ti	Tl	U	V	W	Zn
Conc Mean	0.1052	0.0511	0.0182		0.0103	# 0.0006	0.0105
Std Dev	0.0005	0.0003	0.0010		0.0003	0.0002	0.0002
RSD %	0.5	0.6	5.5		2.9	33.3	1.9

Lab Id: **ICSA** Measure Date: **7/14/2017 12:41:40 AM**

Client Id:

Matrix	Weight	Volume	Pct Solid	Dilution	Factor	Units
WM	1	1	100	1	1.000	ppm

	Ag	Al	As	B	Ba	Be	Ca
Conc Mean	0.0003	> 31.15	-0.0018	0.0021	0.0002	-0.0003	> 154.2
Std Dev	0.0001	0.0345	0.0008	0.0004	0.0000	0.0000	1.644
RSD %	33.3	0.1	44.4	19	0	0	1.1

	Cd	Co	Cr	Cu	Fe	K	Mg
Conc Mean	0.0035	0.0005	-0.0023	0.0013	> 127.9	0.0446	> 77.69
Std Dev	0.0001	0.0001	0.0002	0.0001	0.8304	0.0009	0.1518
RSD %	2.9	20	8.7	7.7	0.6	2	0.2

	Mn	Mo	Na	Ni	Pb	Sb	Se
Conc Mean	0.0010	0.0000	27.18	-0.0002	0.0017	# -0.0146	-0.0233
Std Dev	0.0001	0.0021	0.3414	0.0004	0.0022	0.0033	0.0019
RSD %	10		1.3	200	129.4	22.6	8.2

	Sn	Ti	Tl	U	V	W	Zn
Conc Mean	-0.0015	-0.0001	-0.0098		-0.0006	# 0.0005	0.0209
Std Dev	0.0006	0.0001	0.0015		0.0002	0.0002	0.0002
RSD %	40	100	15.3		33.3	40	1

Lab Id: **BY54998 - BLK** Measure Date: **7/14/2017 12:50:30 AM**

Client Id: **USB-2/S-3A - BLK**

Matrix	Weight	Volume	Pct Solid	Dilution	Factor	Units
393271-SQ-BLK	0.81	50	100	1	61.73	ppm

	Ag	Al	As	B	Ba	Be	Ca
Conc Mean	0.0012	16.85	-0.3318	0.9049	0.0084	-0.0121	5.020
Std Dev	0.0121	0.0567	0.0301	0.0275	0.0008	0.0019	0.0612
RSD %	1008.3	0.3	9.1	3	9.5	15.7	1.2

	Cd	Co	Cr	Cu	Fe	K	Mg
Conc Mean	0.0257	0.0140	0.0447	0.1423	5.290	3.562	2.415
Std Dev	0.0091	0.0073	0.0129	0.0312	0.3546	0.1596	0.0182
RSD %	35.4	52.1	28.9	21.9	6.7	4.5	0.8

	Mn	Mo	Na	Ni	Pb	Sb	Se
Conc Mean	0.1144	0.1524	13.93	0.1224	0.7292	-0.0616	0.1486
Std Dev	0.0032	0.1570	0.3147	0.0260	0.1221	0.0982	0.0693
RSD %	2.8	103	2.3	21.2	16.7	159.4	46.6

	Sn	Ti	Tl	U	V	W	Zn
Conc Mean	1.769	0.1896	# -1.173		0.0056	0.1049	2.704
Std Dev	0.1197	0.0053	0.1119		0.0125	0.0048	0.0134
RSD %	6.8	2.8	9.5		223.2	4.6	0.5

Lab Id: **BY54998 - LCS** Measure Date: **7/14/2017 12:53:27 AM**

Client Id: **USB-2/S-3A - LCS**

Matrix	Weight	Volume	Pct Solid	Dilution	Factor	Units
393271-SQ-SPK	0.266	50	100	10	1880	ppm

	Ag	Al	As	B	Ba	Be	Ca
Conc Mean	50.36	9370	106.4	126.4	319.6	100.5	5680
Std Dev	0.6813	75.89	5.678	0.9895	2.840	0.6559	133.5
RSD %	1.4	0.8	5.3	0.8	0.9	0.7	2.4

	Cd	Co	Cr	Cu	Fe	K	Mg
Conc Mean	79.31	107.3	110.7	113.1	18900	2903	2974
Std Dev	0.1026	1.009	1.049	0.6624	164.3	22.75	20.04
RSD %	0.1	0.9	0.9	0.6	0.9	0.8	0.7

	Mn	Mo	Na	Ni	Pb	Sb	Se
Conc Mean	423.2	96.43	605.0	162.3	105.6	111.1	166.2
Std Dev	2.688	3.348	3.704	1.303	2.110	1.810	2.278
RSD %	0.6	3.5	0.6	0.8	2	1.6	1.4

	Sn	Ti	Tl	U	V	W	Zn
Conc Mean	110.4	474.2	121.3		115.2	1.787	240.3
Std Dev	2.111	1.766	5.430		1.126	0.1420	2.078
RSD %	1.9	0.4	4.5		1	7.9	0.9

Lab Id: **BY54998** Measure Date: **7/14/2017 12:56:23 AM**

Client Id: **USB-2/S-3A**

Matrix	Weight	Volume	Pct Solid	Dilution	Factor	Units
393271-SS-S12	0.74	50	82	10	824.0	ppm

	Ag	Al	As	B	Ba	Be	Ca
Conc Mean	0.1209	7818	2.111	2.679	20.08	0.2781	5868
Std Dev	0.0527	27.67	1.491	0.0835	0.0557	0.0500	84.78
RSD %	43.6	0.4	70.6	3.1	0.3	18	1.4

	Cd	Co	Cr	Cu	Fe	K	Mg
Conc Mean	0.0129	6.314	9.716	7.979	15800	1129	2672
Std Dev	0.1429	0.2198	0.3654	0.2823	109.4	2.280	3.837
RSD %	1107.8	3.5	3.8	3.5	0.7	0.2	0.1

	Mn	Mo	Na	Ni	Pb	Sb	Se
Conc Mean	148.7	0.7802	642.5	7.052	1.924	-7.156	-0.8659
Std Dev	0.4375	1.065	1.584	0.0666	3.508	0.7962	0.8715
RSD %	0.3	136.5	0.2	0.9	182.3	11.1	100.6

	Sn	Ti	Tl	U	V	W	Zn
Conc Mean	-0.3840	713.6	-0.6421		28.54	# 0.6144	38.92
Std Dev	1.667	1.637	0.5797		0.2583	0.0780	0.1305
RSD %	434.1	0.2	90.3		0.9	12.7	0.3

Lab Id: **BY54998 - DUP** Measure Date: **7/14/2017 12:59:21 AM**

Client Id: **USB-2/S-3A - DUP**

Matrix	Weight	Volume	Pct Solid	Dilution	Factor	Units
393271-SQ-DUP	0.71	50	82	10	858.8	ppm

	Ag	Al	As	B	Ba	Be	Ca
Conc Mean	0.1207	7248	3.128	2.903	20.99	0.2412	5733
Std Dev	0.1013	5.330	2.443	0.5013	0.1083	0.0182	94.55
RSD %	83.9	0.1	78.1	17.3	0.5	7.5	1.6

	Cd	Co	Cr	Cu	Fe	K	Mg
Conc Mean	0.1587	5.632	9.567	7.744	15550	1103	2558
Std Dev	0.0737	0.2971	0.1717	0.1763	64.07	2.803	17.12
RSD %	46.4	5.3	1.8	2.3	0.4	0.3	0.7

	Mn	Mo	Na	Ni	Pb	Sb	Se
Conc Mean	146.3	-0.3980	605.3	6.853	2.521	-7.861	-1.280
Std Dev	0.3919	0.6915	0.7272	0.2881	3.029	1.058	1.388
RSD %	0.3	173.7	0.1	4.2	120.2	13.5	108.4

	Sn	Ti	Tl	U	V	W	Zn
Conc Mean	-0.2952	674.1	-3.455		29.15	0.8428	37.94
Std Dev	0.5771	0.5585	2.495		0.4217	0.1212	0.3102
RSD %	195.5	0.1	72.2		1.4	14.4	0.8

Lab Id: **BY54998 - MS** Measure Date: **7/14/2017 1:02:16 AM**

Client Id: **USB-2/S-3A - MS**

Matrix	Weight	Volume	Pct Solid	Dilution	Factor	Units
393271-SQ-MSX	0.73	50	82	10	835.3	ppm

	Ag	Al	As	B	Ba	Be	Ca
Conc Mean	42.97	9908	352.7	182.1	202.9	179.1	6767
Std Dev	0.2122	9.692	3.968	0.4989	0.5413	0.4821	54.11
RSD %	0.5	0.1	1.1	0.3	0.3	0.3	0.8

	Cd	Co	Cr	Cu	Fe	K	Mg
Conc Mean	173.4	184.3	186.7	189.1	16650	2481	3225
Std Dev	0.4088	0.5950	1.450	1.039	117.2	21.93	12.29
RSD %	0.2	0.3	0.8	0.5	0.7	0.9	0.4

	Mn	Mo	Na	Ni	Pb	Sb	Se
Conc Mean	343.8	168.3	1074	181.6	356.6	335.0	170.1
Std Dev	0.4074	2.471	5.797	1.213	2.640	4.941	2.982
RSD %	0.1	1.5	0.5	0.7	0.7	1.5	1.8

	Sn	Ti	Tl	U	V	W	Zn
Conc Mean	881.4	917.7	895.3		203.4	0.8733	213.2
Std Dev	3.659	2.596	2.397		0.9230	0.1264	0.9712
RSD %	0.4	0.3	0.3		0.5	14.5	0.5

Lab Id: **CCV** Measure Date: **7/14/2017 1:05:13 AM**

Client Id:

Matrix	Weight	Volume	Pct Solid	Dilution	Factor	Units
	1	1	100	1	1.000	ppm

	Ag	Al	As	B	Ba	Be	Ca
Conc Mean	0.2591	1.046	1.070	1.048	1.052	1.043	1.031
Std Dev	0.0008	0.0018	0.0087	0.0054	0.0010	0.0035	0.0043
RSD %	0.3	0.2	0.8	0.5	0.1	0.3	0.4

	Cd	Co	Cr	Cu	Fe	K	Mg
Conc Mean	1.040	1.050	1.040	1.068	1.081	5.497	1.034
Std Dev	0.0045	0.0025	0.0030	0.0035	0.0030	0.0117	0.0067
RSD %	0.4	0.2	0.3	0.3	0.3	0.2	0.6

	Mn	Mo	Na	Ni	Pb	Sb	Se
Conc Mean	1.037	1.021	5.488	1.052	1.019	1.072	1.068
Std Dev	0.0050	0.0037	0.0171	0.0044	0.0123	0.0087	0.0053
RSD %	0.5	0.4	0.3	0.4	1.2	0.8	0.5

	Sn	Ti	Tl	U	V	W	Zn
Conc Mean	1.034	1.047	1.074		1.058	0.0017	1.027
Std Dev	0.0039	0.0013	0.0049		0.0050	0.0002	0.0022
RSD %	0.4	0.1	0.5		0.5	11.8	0.2

Lab Id: **CCB** Measure Date: **7/14/2017 1:08:11 AM**

Client Id:

Matrix	Weight	Volume	Pct Solid	Dilution	Factor	Units
	1	1	100	1	1.000	ppm

	Ag	Al	As	B	Ba	Be	Ca
Conc Mean	0.0005	# 0.0018	> 0.0061	0.0034	-0.0002	-0.0001	-0.0080
Std Dev	0.0001	0.0003	0.0050	0.0013	0.0000	0.0000	0.0003
RSD %	20	16.7	82	38.2	0	0	3.8

	Cd	Co	Cr	Cu	Fe	K	Mg
Conc Mean	-0.0003	-0.0006	-0.0003	> 0.0013	> 0.0101	0.0243	0.0004
Std Dev	0.0002	0.0001	0.0000	0.0002	0.0005	0.0016	0.0004
RSD %	66.7	16.7	0	15.4	5	6.6	100

	Mn	Mo	Na	Ni	Pb	Sb	Se
Conc Mean	0.0000	> 0.0305	> 0.1024	0.0002	> 0.0042	0.0014	> 0.0203
Std Dev	0.0001	0.0128	0.0027	0.0002	0.0021	0.0039	0.0066
RSD %		42	2.6	100	50	278.6	32.5

	Sn	Ti	Tl	U	V	W	Zn
Conc Mean	0.0049	0.0044	-0.0029		0.0000	# 0.0008	-0.0002
Std Dev	0.0019	0.0013	0.0009		0.0002	0.0002	0.0001
RSD %	38.8	29.5	31			25	50

Lab Id: **BY54991** Measure Date: **7/14/2017 1:11:07 AM**

Client Id: **BB-2/S-1**

Matrix	Weight	Volume	Pct Solid	Dilution	Factor	Units
393271-SS-S05	0.75	50	95	10	701.8	ppm

	Ag	Al	As	B	Ba	Be	Ca
Conc Mean	0.1610	833.2	9.763	4.334	32.69	0.0515	> 205000
Std Dev	0.0194	2.768	3.001	0.1762	0.1870	0.0052	1173
RSD %	12	0.3	30.7	4.1	0.6	10.1	0.6

	Cd	Co	Cr	Cu	Fe	K	Mg
Conc Mean	0.0399	1.668	3.703	5.375	5250	616.5	> 92050
Std Dev	0.0620	0.4912	0.2318	0.3427	20.94	1.475	207.3
RSD %	155.4	29.4	6.3	6.4	0.4	0.2	0.2

	Mn	Mo	Na	Ni	Pb	Sb	Se
Conc Mean	174.2	5.075	231.0	6.337	9.142	1.165	1.100
Std Dev	0.4416	3.199	0.5191	0.1704	0.4952	4.038	1.459
RSD %	0.3	63	0.2	2.7	5.4	346.6	132.6

	Sn	Ti	Tl	U	V	W	Zn
Conc Mean	0.5223	19.31	-1.729		6.288	# 0.5394	18.65
Std Dev	0.4216	0.2190	2.422		0.0483	0.0787	0.0571
RSD %	80.7	1.1	140.1		0.8	14.6	0.3

Lab Id: **BY54992** Measure Date: **7/14/2017 1:14:03 AM**

Client Id: **BB-3/S-1**

Matrix	Weight	Volume	Pct Solid	Dilution	Factor	Units
393271-SS-S06	0.78	50	86	10	745.4	ppm

	Ag	Al	As	B	Ba	Be	Ca
Conc Mean	0.1725	5033	2.714	1.886	22.85	0.1359	3297
Std Dev	0.0308	17.23	2.106	0.2689	0.0624	0.0256	63.74
RSD %	17.9	0.3	77.6	14.3	0.3	18.8	1.9

	Cd	Co	Cr	Cu	Fe	K	Mg
Conc Mean	0.1246	5.577	9.697	4.660	13350	550.6	1905
Std Dev	0.0152	0.0795	0.2134	0.1332	64.88	5.566	1.682
RSD %	12.2	1.4	2.2	2.9	0.5	1	0.1

	Mn	Mo	Na	Ni	Pb	Sb	Se
Conc Mean	205.9	1.066	286.3	5.463	4.392	-1.324	0.6649
Std Dev	0.8765	1.738	2.801	0.4300	2.119	0.9093	0.2069
RSD %	0.4	163	1	7.9	48.2	68.7	31.1

	Sn	Ti	Tl	U	V	W	Zn
Conc Mean	0.5081	361.6	-2.303		20.14	0.6739	39.86
Std Dev	0.7478	0.9845	1.399		0.1074	0.0590	0.2893
RSD %	147.2	0.3	60.7		0.5	8.8	0.7

Lab Id: **BY54993** Measure Date: **7/14/2017 1:17:00 AM**

Client Id: **DB-2/S-1**

Matrix	Weight	Volume	Pct Solid	Dilution	Factor	Units
393271-SS-S07	0.73	50	88	10	778.3	ppm

	Ag	Al	As	B	Ba	Be	Ca
Conc Mean	0.0850	6813	2.948	3.057	16.44	0.1278	6301
Std Dev	0.0858	17.91	2.094	0.0305	0.0458	0.0453	97.53
RSD %	100.9	0.3	71	1	0.3	35.4	1.5

	Cd	Co	Cr	Cu	Fe	K	Mg
Conc Mean	0.0022	3.739	10.61	6.474	9841	610.7	2081
Std Dev	0.0927	0.1650	0.1243	0.1217	56.70	2.657	8.257
RSD %	4213.6	4.4	1.2	1.9	0.6	0.4	0.4

	Mn	Mo	Na	Ni	Pb	Sb	Se
Conc Mean	133.9	0.3567	273.6	5.046	7.228	1.164	-0.3996
Std Dev	0.3109	1.381	0.5966	0.0795	2.090	1.935	0.6778
RSD %	0.2	387.2	0.2	1.6	28.9	166.2	169.6

	Sn	Ti	Tl	U	V	W	Zn
Conc Mean	0.1419	362.4	-1.829		22.52	0.7251	35.37
Std Dev	1.151	0.8283	0.8461		0.1834	0.2006	0.1270
RSD %	811.1	0.2	46.3		0.8	27.7	0.4

Lab Id: **BY54994** Measure Date: **7/14/2017 1:19:56 AM**

Client Id: **DB-1/S-2**

Matrix	Weight	Volume	Pct Solid	Dilution	Factor	Units
393271-SS-S08	0.77	50	76	10	854.4	ppm

	Ag	Al	As	B	Ba	Be	Ca
Conc Mean	0.1777	12030	2.498	4.403	54.58	0.2659	4175
Std Dev	0.2284	15.50	1.179	0.4000	0.2233	0.0299	18.42
RSD %	128.5	0.1	47.2	9.1	0.4	11.2	0.4

	Cd	Co	Cr	Cu	Fe	K	Mg
Conc Mean	0.0547	6.351	10.72	9.397	16630	1054	2204
Std Dev	0.1147	0.1569	0.2158	0.0238	146.2	2.341	7.897
RSD %	209.7	2.5	2	0.3	0.9	0.2	0.4

	Mn	Mo	Na	Ni	Pb	Sb	Se
Conc Mean	189.3	-0.4703	347.2	8.042	30.66	-4.447	-3.099
Std Dev	0.7023	1.065	0.5037	0.3625	0.7749	1.588	1.078
RSD %	0.4	226.5	0.1	4.5	2.5	35.7	34.8

	Sn	Ti	Tl	U	V	W	Zn
Conc Mean	0.8102	546.6	-4.041		31.99	0.7611	43.02
Std Dev	0.5690	2.988	1.728		0.3663	0.2472	0.1940
RSD %	70.2	0.5	42.8		1.1	32.5	0.5

Lab Id: **BY54995** Measure Date: **7/14/2017 1:22:53 AM**

Client Id: **USB-1/S-1**

Matrix	Weight	Volume	Pct Solid	Dilution	Factor	Units
393271-SS-S09	0.78	50	85	10	754.1	ppm

	Ag	Al	As	B	Ba	Be	Ca
Conc Mean	0.1747	6608	4.768	8.595	93.78	0.1278	103000
Std Dev	0.0974	14.11	3.531	0.2500	0.5583	0.0033	3444
RSD %	55.8	0.2	74.1	2.9	0.6	2.6	3.3

	Cd	Co	Cr	Cu	Fe	K	Mg
Conc Mean	0.1266	3.850	181.3	19.01	13420	1105	34180
Std Dev	0.2438	0.2366	1.215	0.0767	190.7	1.561	158.5
RSD %	192.6	6.1	0.7	0.4	1.4	0.1	0.5

	Mn	Mo	Na	Ni	Pb	Sb	Se
Conc Mean	184.6	-0.4899	672.6	9.615	22.44	-2.942	-2.928
Std Dev	1.271	0.7021	0.6413	0.2741	1.552	0.7815	2.297
RSD %	0.7	143.3	0.1	2.9	6.9	26.6	78.4

	Sn	Ti	Tl	U	V	W	Zn
Conc Mean	2.005	306.7	-2.914		17.63	0.6742	52.84
Std Dev	0.5948	2.045	1.682		0.2309	0.0176	0.6121
RSD %	29.7	0.7	57.7		1.3	2.6	1.2

Lab Id: **BY54996** Measure Date: **7/14/2017 1:25:50 AM**

Client Id: **USB-1/S-3**

Matrix	Weight	Volume	Pct Solid	Dilution	Factor	Units
393271-SS-S10	0.7	50	80	10	892.9	ppm

	Ag	Al	As	B	Ba	Be	Ca
Conc Mean	0.1018	5827	0.5503	2.242	12.43	0.0996	12390
Std Dev	0.1040	23.76	0.9040	0.3077	0.0339	0.0334	131.7
RSD %	102.2	0.4	164.3	13.7	0.3	33.5	1.1

	Cd	Co	Cr	Cu	Fe	K	Mg
Conc Mean	0.1998	6.284	8.718	6.398	15150	765.1	4518
Std Dev	0.0648	0.0872	0.0686	0.2257	83.32	6.232	18.89
RSD %	32.4	1.4	0.8	3.5	0.5	0.8	0.4

	Mn	Mo	Na	Ni	Pb	Sb	Se
Conc Mean	286.3	-1.459	573.0	5.995	4.244	-6.662	-3.305
Std Dev	1.445	1.161	3.820	0.4198	2.337	1.488	2.175
RSD %	0.5	79.6	0.7	7	55.1	22.3	65.8

	Sn	Ti	Tl	U	V	W	Zn
Conc Mean	-1.211	659.7	-1.767		28.53	# 0.6415	32.71
Std Dev	0.7192	3.880	2.210		0.6538	0.1140	0.2080
RSD %	59.4	0.6	125.1		2.3	17.8	0.6

Lab Id: **BY54997** Measure Date: **7/14/2017 1:28:47 AM**

Client Id: **USB-2/S-2**

Matrix	Weight	Volume	Pct Solid	Dilution	Factor	Units
393271-SS-S11	0.77	50	84	10	773.0	ppm

	Ag	Al	As	B	Ba	Be	Ca
Conc Mean	0.0456	6917	1.762	2.939	28.82	0.1763	10090
Std Dev	0.1771	39.04	0.4750	0.3378	0.1657	0.0090	187.3
RSD %	388.4	0.6	27	11.5	0.6	5.1	1.9

	Cd	Co	Cr	Cu	Fe	K	Mg
Conc Mean	0.0013	5.869	94.40	16.42	15200	1149	3048
Std Dev	0.0770	0.1486	0.8477	0.2691	139.7	10.27	20.29
RSD %	5923.1	2.5	0.9	1.6	0.9	0.9	0.7

	Mn	Mo	Na	Ni	Pb	Sb	Se
Conc Mean	161.0	-0.9415	943.5	6.988	27.05	-5.484	-3.867
Std Dev	1.271	0.4283	7.781	0.3323	1.350	0.8197	1.757
RSD %	0.8	45.5	0.8	4.8	5	14.9	45.4

	Sn	Ti	Tl	U	V	W	Zn
Conc Mean	1.186	612.9	-4.224		24.80	0.7544	56.95
Std Dev	0.4266	2.298	1.307		0.4400	0.1331	0.5337
RSD %	36	0.4	30.9		1.8	17.6	0.9

Lab Id: **CCV** Measure Date: **7/14/2017 1:40:34 AM**

Client Id:

Matrix	Weight	Volume	Pct Solid	Dilution	Factor	Units
	1	1	100	1	1.000	ppm

	Ag	Al	As	B	Ba	Be	Ca
Conc Mean	0.2640	1.063	1.076	1.064	1.072	1.059	1.043
Std Dev	0.0006	0.0026	0.0125	0.0068	0.0008	0.0008	0.0030
RSD %	0.2	0.2	1.2	0.6	0.1	0.1	0.3

	Cd	Co	Cr	Cu	Fe	K	Mg
Conc Mean	1.045	1.065	1.058	1.085	> 1.106	> 5.553	1.054
Std Dev	0.0033	0.0034	0.0058	0.0029	0.0027	0.0306	0.0027
RSD %	0.3	0.3	0.5	0.3	0.2	0.6	0.3

	Mn	Mo	Na	Ni	Pb	Sb	Se
Conc Mean	1.052	1.034	> 5.576	1.070	1.040	1.084	1.082
Std Dev	0.0008	0.0235	0.0334	0.0037	0.0056	0.0269	0.0101
RSD %	0.1	2.3	0.6	0.3	0.5	2.5	0.9

	Sn	Ti	Tl	U	V	W	Zn
Conc Mean	1.053	1.061	1.079		1.074	0.0018	1.043
Std Dev	0.0130	0.0055	0.0132		0.0054	0.0003	0.0015
RSD %	1.2	0.5	1.2		0.5	16.7	0.1

Lab Id: **CCB** Measure Date: **7/14/2017 1:43:32 AM**

Client Id:

Matrix	Weight	Volume	Pct Solid	Dilution	Factor	Units
	1	1	100	1	1.000	ppm

	Ag	Al	As	B	Ba	Be	Ca
Conc Mean	0.0004	# 0.0021	> 0.0045	0.0014	-0.0002	-0.0002	-0.0061
Std Dev	0.0002	0.0002	0.0045	0.0010	0.0001	0.0000	0.0007
RSD %	50	9.5	100	71.4	50	0	11.5

	Cd	Co	Cr	Cu	Fe	K	Mg
Conc Mean	-0.0003	-0.0006	-0.0001	> 0.0012	> 0.0109	0.0141	0.0004
Std Dev	0.0001	0.0002	0.0001	0.0003	0.0006	0.0010	0.0001
RSD %	33.3	33.3	100	25	5.5	7.1	25

	Mn	Mo	Na	Ni	Pb	Sb	Se
Conc Mean	0.0000	> 0.0283	0.0944	0.0001	> 0.0036	0.0014	> 0.0239
Std Dev	0.0000	0.0129	0.0008	0.0004	0.0021	0.0034	0.0090
RSD %		45.6	0.8	400	58.3	242.9	37.7

	Sn	Ti	Tl	U	V	W	Zn
Conc Mean	0.0029	0.0032	0.0002		0.0001	# 0.0007	0.0001
Std Dev	0.0009	0.0001	0.0013		0.0004	0.0001	0.0000
RSD %	31	3.1	650		400	14.3	0

Lab Id: **BY54998 - BLK** Measure Date: **7/14/2017 1:55:19 AM**

Client Id: **USB-2/S-3A - BLK**

Matrix	Weight	Volume	Pct Solid	Dilution	Factor	Units
393271-SQ-BLK	0.81	50	100	1	61.73	ppm

	Ag	Al	As	B	Ba	Be	Ca
Conc Mean	-0.0001	14.88	-0.4580	0.7956	0.0093	-0.0174	4.643
Std Dev	0.0075	0.1287	0.1193	0.0548	0.0019	0.0028	0.0303
RSD %	7500	0.9	26	6.9	20.4	16.1	0.7

	Cd	Co	Cr	Cu	Fe	K	Mg
Conc Mean	0.0215	0.0144	0.0502	0.1048	4.411	2.375	2.384
Std Dev	0.0046	0.0071	0.0159	0.0022	0.1911	0.0696	0.0151
RSD %	21.4	49.3	31.7	2.1	4.3	2.9	0.6

	Mn	Mo	Na	Ni	Pb	Sb	Se
Conc Mean	0.1092	0.0428	12.26	0.1073	0.8474	-0.0964	-0.1265
Std Dev	0.0015	0.1040	0.1416	0.0311	0.0974	0.2756	0.1596
RSD %	1.4	243	1.2	29	11.5	285.9	126.2

	Sn	Ti	Tl	U	V	W	Zn
Conc Mean	1.702	0.1663	# -1.199		-0.0112	0.1111	2.528
Std Dev	0.0715	0.0767	0.1562		0.0238	0.0085	0.0308
RSD %	4.2	46.1	13		212.5	7.7	1.2

Lab Id: **BY54998 - LCS** Measure Date: **7/14/2017 1:58:16 AM**

Client Id: **USB-2/S-3A - LCS**

Matrix	Weight	Volume	Pct Solid	Dilution	Factor	Units
393271-SQ-SPK	0.266	50	100	1	188.0	ppm

	Ag	Al	As	B	Ba	Be	Ca
Conc Mean	50.08	> 9743	93.43	122.1	329.4	101.2	6119
Std Dev	0.5482	73.03	1.304	1.137	2.437	0.8180	131.9
RSD %	1.1	0.7	1.4	0.9	0.7	0.8	2.2

	Cd	Co	Cr	Cu	Fe	K	Mg
Conc Mean	75.19	107.4	112.0	118.2	19160	2937	3017
Std Dev	0.6201	0.7507	1.397	0.5494	199.5	21.78	18.69
RSD %	0.8	0.7	1.2	0.5	1	0.7	0.6

	Mn	Mo	Na	Ni	Pb	Sb	Se
Conc Mean	> 428.6	102.5	467.9	161.3	99.31	119.3	128.4
Std Dev	3.646	0.9693	4.188	1.368	1.023	1.687	0.3536
RSD %	0.9	0.9	0.9	0.8	1	1.4	0.3

	Sn	Ti	Tl	U	V	W	Zn
Conc Mean	119.0	> 491.6	125.7		115.9	0.5065	227.1
Std Dev	1.050	2.658	1.275		0.6782	0.0166	1.993
RSD %	0.9	0.5	1		0.6	3.3	0.9

Lab Id: **BY54998** Measure Date: **7/14/2017 2:01:13 AM**

Client Id: **USB-2/S-3A**

Matrix	Weight	Volume	Pct Solid	Dilution	Factor	Units
393271-SS-S12	0.74	50	82	1	82.40	ppm

	Ag	Al	As	B	Ba	Be	Ca
Conc Mean	-0.1457	> 8037	2.148	3.006	19.75	0.4373	5607
Std Dev	0.0336	34.37	0.2384	0.0326	0.0930	0.0018	109.3
RSD %	23.1	0.4	11.1	1.1	0.5	0.4	1.9

	Cd	Co	Cr	Cu	Fe	K	Mg
Conc Mean	0.3140	6.008	9.232	7.322	> 15220	1148	2572
Std Dev	0.0207	0.0297	0.0350	0.0715	134.8	4.010	19.21
RSD %	6.6	0.5	0.4	1	0.9	0.3	0.7

	Mn	Mo	Na	Ni	Pb	Sb	Se
Conc Mean	143.0	0.3476	635.4	6.654	1.468	# -1.293	# -2.375
Std Dev	1.150	0.2184	2.139	0.0424	0.0880	0.2894	0.0182
RSD %	0.8	62.8	0.3	0.6	6	22.4	0.8

	Sn	Ti	Tl	U	V	W	Zn
Conc Mean	2.873	> 698.0	# -3.485		27.56	0.1456	34.36
Std Dev	0.1078	3.605	0.5925		0.0724	0.0066	0.0993
RSD %	3.8	0.5	17		0.3	4.5	0.3

Lab Id: **BY54998 - DUP** Measure Date: **7/14/2017 2:04:10 AM**

Client Id: **USB-2/S-3A - DUP**

Matrix	Weight	Volume	Pct Solid	Dilution	Factor	Units
393271-SQ-DUP	0.71	50	82	1	85.88	ppm

	Ag	Al	As	B	Ba	Be	Ca
Conc Mean	-0.1385	> 7650	2.673	3.161	21.42	0.4252	5798
Std Dev	0.0270	22.43	0.3314	0.0212	0.1078	0.0024	163.0
RSD %	19.5	0.3	12.4	0.7	0.5	0.6	2.8

	Cd	Co	Cr	Cu	Fe	K	Mg
Conc Mean	0.3535	5.851	9.654	7.054	> 15540	1140	2560
Std Dev	0.0121	0.0473	0.0581	0.0408	143.9	2.549	14.50
RSD %	3.4	0.8	0.6	0.6	0.9	0.2	0.6

	Mn	Mo	Na	Ni	Pb	Sb	Se
Conc Mean	145.7	0.0478	599.0	6.546	1.657	# -1.546	# -2.947
Std Dev	1.192	0.1410	0.9278	0.0206	0.2749	0.1019	0.3063
RSD %	0.8	295	0.2	0.3	16.6	6.6	10.4

	Sn	Ti	Tl	U	V	W	Zn
Conc Mean	2.879	> 679.8	# -4.142		29.00	0.1596	32.88
Std Dev	0.0920	1.360	0.5776		0.0435	0.0159	0.2312
RSD %	3.2	0.2	13.9		0.2	10	0.7

Lab Id: **BY54998 - MS** Measure Date: **7/14/2017 2:07:07 AM**

Client Id: **USB-2/S-3A - MS**

Matrix	Weight	Volume	Pct Solid	Dilution	Factor	Units
393271-SQ-MSX	0.73	50	82	1	83.53	ppm

	Ag	Al	As	B	Ba	Be	Ca
Conc Mean	> 42.06	> 10110	> 304.9	> 167.5	194.9	> 167.2	6465
Std Dev	0.3715	42.39	2.078	1.783	1.283	0.6620	53.01
RSD %	0.9	0.4	0.7	1.1	0.7	0.4	0.8

	Cd	Co	Cr	Cu	Fe	K	Mg
Conc Mean	157.5	> 172.5	> 178.1	> 193.1	> 15810	2392	3099
Std Dev	0.5777	1.200	1.257	1.137	109.4	1.662	17.44
RSD %	0.4	0.7	0.7	0.6	0.7	0.1	0.6

	Mn	Mo	Na	Ni	Pb	Sb	Se
Conc Mean	> 327.5	> 168.0	982.1	> 171.4	> 330.7	> 299.5	125.3
Std Dev	1.730	0.4972	2.371	0.9394	2.223	3.787	0.2343
RSD %	0.5	0.3	0.2	0.5	0.7	1.3	0.2

	Sn	Ti	Tl	U	V	W	Zn
Conc Mean	> 874.2	> 879.1	> 843.5		> 198.0	0.3090	> 190.6
Std Dev	6.450	3.886	8.842		0.7117	0.0064	0.9815
RSD %	0.7	0.4	1		0.4	2.1	0.5

Lab Id: **BY54998 - DIL** Measure Date: **7/14/2017 2:10:05 AM**

Client Id: **USB-2/S-3A - DIL**

Matrix	Weight	Volume	Pct Solid	Dilution	Factor	Units
393271-SQ-DIL	0.74	50	82	5	412.0	ppm

	Ag	Al	As	B	Ba	Be	Ca
Conc Mean	0.0797	7889	7.202	4.393	19.74	0.3957	5896
Std Dev	0.0411	24.85	2.447	0.4112	0.1737	0.0027	88.90
RSD %	51.6	0.3	34	9.4	0.9	0.7	1.5

	Cd	Co	Cr	Cu	Fe	K	Mg
Conc Mean	0.3004	6.274	9.428	7.742	15660	1134	2640
Std Dev	0.0329	0.0742	0.1201	0.1506	101.2	6.551	15.21
RSD %	11	1.2	1.3	1.9	0.6	0.6	0.6

	Mn	Mo	Na	Ni	Pb	Sb	Se
Conc Mean	145.1	4.855	590.3	7.073	1.872	-0.8026	3.437
Std Dev	1.096	2.163	2.573	0.1130	1.367	1.775	1.660
RSD %	0.8	44.6	0.4	1.6	73	221.2	48.3

	Sn	Ti	Tl	U	V	W	Zn
Conc Mean	2.401	717.3	0.7753		28.52	0.3772	36.89
Std Dev	0.1824	5.377	0.6463		0.2507	0.0301	0.4066
RSD %	7.6	0.7	83.4		0.9	8	1.1

Lab Id: **BY54998 - PS** Measure Date: **7/14/2017 2:13:02 AM**

Client Id: **USB-2/S-3A - PS**

Matrix	Weight	Volume	Pct Solid	Dilution	Factor	Units
393271-SQ-PSX	0.74	50	82	1	82.40	ppm

	Ag	Al	As	B	Ba	Be	Ca
Conc Mean	> 42.67	> 7987	> 317.1	> 170.0	193.0	> 168.9	5646
Std Dev	0.3749	53.53	2.415	1.263	0.7580	1.053	97.37
RSD %	0.9	0.7	0.8	0.7	0.4	0.6	1.7

	Cd	Co	Cr	Cu	Fe	K	Mg
Conc Mean	161.4	> 175.1	> 178.3	> 194.8	> 14920	1987	2670
Std Dev	0.6390	1.153	0.6271	0.7565	141.5	18.93	12.13
RSD %	0.4	0.7	0.4	0.4	0.9	1	0.5

	Mn	Mo	Na	Ni	Pb	Sb	Se
Conc Mean	> 304.6	> 173.4	821.2	> 173.4	> 334.8	> 339.7	132.2
Std Dev	2.443	0.8285	7.738	0.8209	2.427	3.027	0.4740
RSD %	0.8	0.5	0.9	0.5	0.7	0.9	0.4

	Sn	Ti	Tl	U	V	W	Zn
Conc Mean	> 898.4	> 846.5	> 845.8		> 197.9	0.2913	> 192.0
Std Dev	5.626	5.772	5.009		1.162	0.0354	1.202
RSD %	0.6	0.7	0.6		0.6	12.2	0.6

Lab Id: **CCV** Measure Date: **7/14/2017 2:15:59 AM**

Client Id:

Matrix	Weight	Volume	Pct Solid	Dilution	Factor	Units
	1	1	100	1	1.000	ppm

	Ag	Al	As	B	Ba	Be	Ca
Conc Mean	0.2713	1.087	> 1.116	1.088	1.090	1.075	1.058
Std Dev	0.0013	0.0011	0.0089	0.0001	0.0063	0.0045	0.0021
RSD %	0.5	0.1	0.8	0	0.6	0.4	0.2

	Cd	Co	Cr	Cu	Fe	K	Mg
Conc Mean	1.057	1.082	1.077	> 1.103	> 1.145	> 5.646	1.078
Std Dev	0.0040	0.0020	0.0029	0.0022	0.0033	0.0127	0.0083
RSD %	0.4	0.2	0.3	0.2	0.3	0.2	0.8

	Mn	Mo	Na	Ni	Pb	Sb	Se
Conc Mean	1.067	1.074	> 5.639	1.088	1.064	> 1.119	> 1.119
Std Dev	0.0020	0.0160	0.0428	0.0047	0.0039	0.0105	0.0094
RSD %	0.2	1.5	0.8	0.4	0.4	0.9	0.8

	Sn	Ti	Tl	U	V	W	Zn
Conc Mean	1.070	1.091	> 1.111		1.092	0.0018	1.061
Std Dev	0.0037	0.0031	0.0052		0.0071	0.0001	0.0020
RSD %	0.3	0.3	0.5		0.7	5.6	0.2

Lab Id: **CCB** Measure Date: **7/14/2017 2:18:58 AM**

Client Id:

Matrix	Weight	Volume	Pct Solid	Dilution	Factor	Units
	1	1	100	1	1.000	ppm

	Ag	Al	As	B	Ba	Be	Ca
Conc Mean	0.0005	0.0040	> 0.0080	0.0043	-0.0001	-0.0002	-0.0050
Std Dev	0.0001	0.0002	0.0034	0.0008	0.0000	0.0000	0.0003
RSD %	20	5	42.5	18.6	0	0	6

	Cd	Co	Cr	Cu	Fe	K	Mg
Conc Mean	-0.0003	-0.0003	-0.0004	> 0.0016	> 0.0220	0.0336	0.0011
Std Dev	0.0000	0.0002	0.0001	0.0001	0.0003	0.0033	0.0002
RSD %	0	66.7	25	6.3	1.4	9.8	18.2

	Mn	Mo	Na	Ni	Pb	Sb	Se
Conc Mean	0.0001	> 0.0279	0.0859	-0.0001	> 0.0040	> 0.0064	> 0.0206
Std Dev	0.0001	0.0124	0.0004	0.0005	0.0018	0.0013	0.0077
RSD %	100	44.4	0.5	500	45	20.3	37.4

	Sn	Ti	Tl	U	V	W	Zn
Conc Mean	0.0044	0.0071	-0.0021		-0.0001	# 0.0006	0.0002
Std Dev	0.0017	0.0003	0.0032		0.0003	0.0002	0.0001
RSD %	38.6	4.2	152.4		300	33.3	50

Lab Id: **BY54991** Measure Date: **7/14/2017 2:33:41 AM**

Client Id: **BB-2/S-1**

Matrix	Weight	Volume	Pct Solid	Dilution	Factor	Units
393271-SS-S05	0.75	50	95	1	70.18	ppm

	Ag	Al	As	B	Ba	Be	Ca
Conc Mean	-0.0245	1011	7.787	3.710	34.14	0.1709	> 206600
Std Dev	0.0082	1.963	0.3447	0.0766	0.0381	0.0055	2539
RSD %	33.5	0.2	4.4	2.1	0.1	3.2	1.2

	Cd	Co	Cr	Cu	Fe	K	Mg
Conc Mean	0.2332	1.993	3.476	4.872	5089	677.5	> 96520
Std Dev	0.0033	0.0194	0.0283	0.0604	9.987	0.9391	161.2
RSD %	1.4	1	0.8	1.2	0.2	0.1	0.2

	Mn	Mo	Na	Ni	Pb	Sb	Se
Conc Mean	> 174.2	0.6006	179.3	6.203	7.504	1.976	-1.259
Std Dev	0.5525	0.0845	0.1405	0.0490	0.2316	0.1614	0.1905
RSD %	0.3	14.1	0.1	0.8	3.1	8.2	15.1

	Sn	Ti	Tl	U	V	W	Zn
Conc Mean	1.720	17.86	# -0.7137		6.449	0.1086	17.43
Std Dev	0.2132	0.2026	0.0705		0.0473	0.0084	0.0289
RSD %	12.4	1.1	9.9		0.7	7.7	0.2

Lab Id: **BY54992** Measure Date: **7/14/2017 2:36:39 AM**

Client Id: **BB-3/S-1**

Matrix	Weight	Volume	Pct Solid	Dilution	Factor	Units
393271-SS-S06	0.78	50	86	1	74.54	ppm

	Ag	Al	As	B	Ba	Be	Ca
Conc Mean	-0.0739	> 5057	1.868	1.750	22.84	0.3033	2870
Std Dev	0.0058	30.15	0.0635	0.0442	0.2023	0.0061	84.06
RSD %	7.8	0.6	3.4	2.5	0.9	2	2.9

	Cd	Co	Cr	Cu	Fe	K	Mg
Conc Mean	0.3494	5.470	9.240	3.950	> 12940	559.4	1830
Std Dev	0.0071	0.0536	0.0972	0.0383	197.3	3.601	13.60
RSD %	2	1	1.1	1	1.5	0.6	0.7

	Mn	Mo	Na	Ni	Pb	Sb	Se
Conc Mean	> 204.8	-0.0193	231.8	5.244	3.000	# -1.466	# -2.438
Std Dev	2.095	0.0803	1.864	0.0649	0.0445	0.2727	0.1659
RSD %	1	416.1	0.8	1.2	1.5	18.6	6.8

	Sn	Ti	Tl	U	V	W	Zn
Conc Mean	2.219	> 356.1	# -0.9202		19.28	0.1495	35.41
Std Dev	0.0149	1.836	0.1173		0.0569	0.0051	0.3565
RSD %	0.7	0.5	12.7		0.3	3.4	1

Lab Id: **BY54993** Measure Date: **7/14/2017 2:39:36 AM**

Client Id: **DB-2/S-1**

Matrix	Weight	Volume	Pct Solid	Dilution	Factor	Units
393271-SS-S07	0.73	50	88	1	77.83	ppm

	Ag	Al	As	B	Ba	Be	Ca
Conc Mean	-0.0605	> 7067	1.040	3.530	16.66	0.2967	5887
Std Dev	0.0071	37.94	0.1970	0.0420	0.0485	0.0042	72.19
RSD %	11.7	0.5	18.9	1.2	0.3	1.4	1.2

	Cd	Co	Cr	Cu	Fe	K	Mg
Conc Mean	0.1920	3.863	10.58	5.960	> 9720	637.7	2050
Std Dev	0.0237	0.0427	0.0449	0.0124	22.96	2.044	7.779
RSD %	12.3	1.1	0.4	0.2	0.2	0.3	0.4

	Mn	Mo	Na	Ni	Pb	Sb	Se
Conc Mean	132.2	-0.0154	223.9	4.976	5.918	2.263	-1.576
Std Dev	0.2026	0.0377	0.6122	0.0363	0.1356	0.2864	0.1306
RSD %	0.2	244.8	0.3	0.7	2.3	12.7	8.3

	Sn	Ti	Tl	U	V	W	Zn
Conc Mean	2.544	> 362.9	# -1.325		21.64	0.1816	32.03
Std Dev	0.0436	0.7014	0.2139		0.1569	0.0243	0.1023
RSD %	1.7	0.2	16.1		0.7	13.4	0.3

Lab Id: **BY54994** Measure Date: **7/14/2017 2:42:34 AM**

Client Id: **DB-1/S-2**

Matrix	Weight	Volume	Pct Solid	Dilution	Factor	Units
393271-SS-S08	0.77	50	76	1	85.44	ppm

	Ag	Al	As	B	Ba	Be	Ca
Conc Mean	# -0.2422	> 12090	1.546	4.544	52.91	0.4433	3719
Std Dev	0.0751	81.44	0.1308	0.1034	0.1618	0.0057	43.55
RSD %	31	0.7	8.5	2.3	0.3	1.3	1.2

	Cd	Co	Cr	Cu	Fe	K	Mg
Conc Mean	0.2527	6.206	10.57	8.724	> 16020	1054	2095
Std Dev	0.0200	0.0216	0.1341	0.0084	97.15	5.042	3.511
RSD %	7.9	0.3	1.3	0.1	0.6	0.5	0.2

	Mn	Mo	Na	Ni	Pb	Sb	Se
Conc Mean	> 181.4	-0.1005	289.3	7.578	26.72	# -1.519	# -2.617
Std Dev	0.5462	0.0724	1.299	0.0953	0.5679	0.3304	0.2571
RSD %	0.3	72	0.4	1.3	2.1	21.8	9.8

	Sn	Ti	Tl	U	V	W	Zn
Conc Mean	3.803	> 527.3	# -2.227		30.65	0.1666	38.06
Std Dev	0.1664	1.002	0.1138		0.2915	0.0151	0.2471
RSD %	4.4	0.2	5.1		1	9.1	0.6

Lab Id: **BY54995** Measure Date: **7/14/2017 2:45:31 AM**

Client Id: **USB-1/S-1**

Matrix	Weight	Volume	Pct Solid	Dilution	Factor	Units
393271-SS-S09	0.78	50	85	1	75.41	ppm

	Ag	Al	As	B	Ba	Be	Ca
Conc Mean	-0.0351	> 7212	5.523	8.049	90.80	0.2921	> 98300
Std Dev	0.0029	21.60	0.2620	0.0635	0.2086	0.0015	3421
RSD %	8.3	0.3	4.7	0.8	0.2	0.5	3.5

	Cd	Co	Cr	Cu	Fe	K	Mg
Conc Mean	0.3866	3.832	> 169.9	19.07	> 12440	1192	> 34480
Std Dev	0.0214	0.0120	0.3065	0.0409	128.3	4.382	138.8
RSD %	5.5	0.3	0.2	0.2	1	0.4	0.4

	Mn	Mo	Na	Ni	Pb	Sb	Se
Conc Mean	> 172.9	0.3816	717.7	8.690	18.01	0.5638	# -2.574
Std Dev	1.141	0.0640	2.294	0.0497	0.2664	0.2792	0.2383
RSD %	0.7	16.8	0.3	0.6	1.5	49.5	9.3

	Sn	Ti	Tl	U	V	W	Zn
Conc Mean	4.146	> 292.2	# -1.060		16.10	0.1474	49.23
Std Dev	0.1036	0.9589	0.1993		0.0616	0.0070	0.1194
RSD %	2.5	0.3	18.8		0.4	4.7	0.2

Lab Id: **BY54996** Measure Date: **7/14/2017 2:48:27 AM**

Client Id: **USB-1/S-3**

Matrix	Weight	Volume	Pct Solid	Dilution	Factor	Units
393271-SS-S10	0.7	50	80	1	89.29	ppm

	Ag	Al	As	B	Ba	Be	Ca
Conc Mean	# -0.6601	> 5706	0.1988	2.176	11.89	0.3091	11280
Std Dev	0.3558	11.21	0.1285	0.0490	0.0525	0.0027	228.0
RSD %	53.9	0.2	64.6	2.3	0.4	0.9	2

	Cd	Co	Cr	Cu	Fe	K	Mg
Conc Mean	0.3914	5.994	8.186	5.437	> 14130	759.9	4288
Std Dev	0.0302	0.0423	0.0271	0.0309	95.61	1.928	17.31
RSD %	7.7	0.7	0.3	0.6	0.7	0.3	0.4

	Mn	Mo	Na	Ni	Pb	Sb	Se
Conc Mean	> 267.1	-0.0031	532.7	5.503	1.873	# -1.453	# -2.862
Std Dev	0.9638	0.0459	1.260	0.0059	0.1099	0.2170	0.1284
RSD %	0.4	1480.6	0.2	0.1	5.9	14.9	4.5

	Sn	Ti	Tl	U	V	W	Zn
Conc Mean	2.919	> 620.5	# -1.183		26.36	0.1566	28.10
Std Dev	0.0989	1.744	0.6245		0.1347	0.0096	0.1270
RSD %	3.4	0.3	52.8		0.5	6.1	0.5

Lab Id: **CCV** Measure Date: **7/14/2017 2:51:25 AM**

Client Id:

Matrix	Weight	Volume	Pct Solid	Dilution	Factor	Units
	1	1	100	1	1.000	ppm

	Ag	Al	As	B	Ba	Be	Ca
Conc Mean	0.2665	1.076	1.093	1.070	1.076	1.064	1.080
Std Dev	0.0022	0.0060	0.0051	0.0128	0.0053	0.0038	0.0092
RSD %	0.8	0.6	0.5	1.2	0.5	0.4	0.9

	Cd	Co	Cr	Cu	Fe	K	Mg
Conc Mean	1.048	1.069	1.063	1.088	> 1.129	> 5.570	1.082
Std Dev	0.0045	0.0082	0.0064	0.0044	0.0130	0.0217	0.0070
RSD %	0.4	0.8	0.6	0.4	1.2	0.4	0.6

	Mn	Mo	Na	Ni	Pb	Sb	Se
Conc Mean	1.056	1.037	> 5.585	1.074	1.037	1.098	1.084
Std Dev	0.0030	0.0216	0.0283	0.0083	0.0096	0.0163	0.0106
RSD %	0.3	2.1	0.5	0.8	0.9	1.5	1

	Sn	Ti	Tl	U	V	W	Zn
Conc Mean	1.052	1.072	1.094		1.078	0.0017	1.046
Std Dev	0.0138	0.0054	0.0040		0.0086	0.0001	0.0052
RSD %	1.3	0.5	0.4		0.8	5.9	0.5

Lab Id: **CCB** Measure Date: **7/14/2017 2:54:22 AM**

Client Id:

Matrix	Weight	Volume	Pct Solid	Dilution	Factor	Units
	1	1	100	1	1.000	ppm

	Ag	Al	As	B	Ba	Be	Ca
Conc Mean	0.0004	0.0066	> 0.0048	0.0023	-0.0001	-0.0002	> 0.0185
Std Dev	0.0001	0.0007	0.0044	0.0011	0.0001	0.0000	0.0022
RSD %	25	10.6	91.7	47.8	100	0	11.9

	Cd	Co	Cr	Cu	Fe	K	Mg
Conc Mean	-0.0001	-0.0003	0.0001	0.0004	> 0.0244	0.0263	0.0096
Std Dev	0.0001	0.0002	0.0001	0.0001	0.0006	0.0005	0.0006
RSD %	100	66.7	100	25	2.5	1.9	6.3

	Mn	Mo	Na	Ni	Pb	Sb	Se
Conc Mean	0.0002	> 0.0264	0.0738	0.0002	> 0.0030	0.0026	> 0.0203
Std Dev	0.0001	0.0113	0.0006	0.0003	0.0013	0.0033	0.0077
RSD %	50	42.8	0.8	150	43.3	126.9	37.9

	Sn	Ti	Tl	U	V	W	Zn
Conc Mean	0.0036	0.0059	0.0006		-0.0002	# 0.0007	0.0001
Std Dev	0.0011	0.0001	0.0037		0.0001	0.0002	0.0001
RSD %	30.6	1.7	616.7		50	28.6	100

Lab Id: **BY54997** Measure Date: **7/14/2017 2:57:19 AM**

Client Id: **USB-2/S-2**

Matrix	Weight	Volume	Pct Solid	Dilution	Factor	Units
393271-SS-S11	0.77	50	84	1	77.30	ppm

	Ag	Al	As	B	Ba	Be	Ca
Conc Mean	-0.1127	> 7128	1.633	3.385	28.82	0.3716	9405
Std Dev	0.0185	56.81	0.0559	0.0324	0.1934	0.0029	165.5
RSD %	16.4	0.8	3.4	1	0.7	0.8	1.8

	Cd	Co	Cr	Cu	Fe	K	Mg
Conc Mean	0.3406	5.954	92.05	16.42	> 14710	1209	2986
Std Dev	0.0080	0.0730	0.5232	0.1093	130.4	5.015	22.35
RSD %	2.3	1.2	0.6	0.7	0.9	0.4	0.7

	Mn	Mo	Na	Ni	Pb	Sb	Se
Conc Mean	> 155.4	0.8015	906.0	6.609	22.68	1.042	# -2.540
Std Dev	1.102	0.3423	6.798	0.0415	0.0793	0.5107	0.0474
RSD %	0.7	42.7	0.8	0.6	0.3	49	1.9

	Sn	Ti	Tl	U	V	W	Zn
Conc Mean	4.448	> 601.2	# -3.569		23.93	0.1598	52.20
Std Dev	0.0394	5.024	0.6689		0.2413	0.0107	0.3082
RSD %	0.9	0.8	18.7		1	6.7	0.6

Lab Id: **CRDL** Measure Date: **7/14/2017 3:20:54 AM**

Client Id:

Matrix	Weight	Volume	Pct Solid	Dilution	Factor	Units
WM	1	1	100	1	1.000	ppm

	Ag	Al	As	B	Ba	Be	Ca
Conc Mean	0.0055	0.0614	0.0196	0.0536	0.0107	0.0050	0.0799
Std Dev	0.0001	0.0005	0.0022	0.0008	0.0001	0.0001	0.0036
RSD %	1.8	0.8	11.2	1.5	0.9	2	4.5

	Cd	Co	Cr	Cu	Fe	K	Mg
Conc Mean	0.0053	0.0053	0.0054	0.0064	0.0534	0.5846	0.0625
Std Dev	0.0002	0.0003	0.0002	0.0003	0.0007	0.0038	0.0004
RSD %	3.8	5.7	3.7	4.7	1.3	0.7	0.6

	Mn	Mo	Na	Ni	Pb	Sb	Se
Conc Mean	0.0058	0.0502	0.5893	0.0054	0.0145	0.0195	0.0523
Std Dev	0.0001	0.0015	0.0045	0.0004	0.0023	0.0026	0.0016
RSD %	1.7	3	0.8	7.4	15.9	13.3	3.1

	Sn	Ti	Tl	U	V	W	Zn
Conc Mean	0.1049	0.0581	0.0186		0.0111	0.0008	0.0112
Std Dev	0.0023	0.0004	0.0055		0.0004	0.0001	0.0002
RSD %	2.2	0.7	29.6		3.6	12.5	1.8

Lab Id: **ICSA** Measure Date: **7/14/2017 3:23:51 AM**

Client Id:

Matrix	Weight	Volume	Pct Solid	Dilution	Factor	Units
WM	1	1	100	1	1.000	ppm

	Ag	Al	As	B	Ba	Be	Ca
Conc Mean	0.0001	> 31.48	0.0004	0.0001	0.0002	-0.0003	> 157.1
Std Dev	0.0000	0.0859	0.0030	0.0002	0.0000	0.0000	1.258
RSD %	0	0.3	750	200	0	0	0.8

	Cd	Co	Cr	Cu	Fe	K	Mg
Conc Mean	0.0036	0.0006	-0.0024	0.0008	> 128.4	0.0622	> 78.19
Std Dev	0.0002	0.0003	0.0001	0.0002	0.6506	0.0017	0.3001
RSD %	5.6	50	4.2	25	0.5	2.7	0.4

	Mn	Mo	Na	Ni	Pb	Sb	Se
Conc Mean	0.0012	-0.0018	26.76	-0.0007	0.0022	# -0.0203	# -0.0278
Std Dev	0.0000	0.0011	0.0795	0.0005	0.0015	0.0032	0.0055
RSD %	0	61.1	0.3	71.4	68.2	15.8	19.8

	Sn	Ti	Tl	U	V	W	Zn
Conc Mean	-0.0044	0.0031	-0.0068		-0.0003	# 0.0006	0.0209
Std Dev	0.0020	0.0000	0.0035		0.0003	0.0004	0.0001
RSD %	45.5	0	51.5		100	66.7	0.5

Lab Id: **CCV** Measure Date: **7/14/2017 3:47:23 AM**

Client Id:

Matrix	Weight	Volume	Pct Solid	Dilution	Factor	Units
	1	1	100	1	1.000	ppm

	Ag	Al	As	B	Ba	Be	Ca
Conc Mean	0.2574	1.031	1.061	1.038	1.033	1.025	1.025
Std Dev	0.0007	0.0035	0.0058	0.0049	0.0014	0.0012	0.0073
RSD %	0.3	0.3	0.5	0.5	0.1	0.1	0.7

	Cd	Co	Cr	Cu	Fe	K	Mg
Conc Mean	1.011	1.026	1.021	1.050	1.059	> 5.605	1.033
Std Dev	0.0028	0.0058	0.0037	0.0024	0.0025	0.0263	0.0017
RSD %	0.3	0.6	0.4	0.2	0.2	0.5	0.2

	Mn	Mo	Na	Ni	Pb	Sb	Se
Conc Mean	1.018	1.051	> 6.463	1.039	1.009	1.066	1.078
Std Dev	0.0028	0.0045	0.0697	0.0018	0.0035	0.0099	0.0153
RSD %	0.3	0.4	1.1	0.2	0.3	0.9	1.4

	Sn	Ti	Tl	U	V	W	Zn
Conc Mean	1.045	1.027	1.046		1.037	0.0016	1.011
Std Dev	0.0071	0.0027	0.0073		0.0015	0.0002	0.0018
RSD %	0.7	0.3	0.7		0.1	12.5	0.2

Lab Id: **CCB** Measure Date: **7/14/2017 3:50:20 AM**

Client Id:

Matrix	Weight	Volume	Pct Solid	Dilution	Factor	Units
	1	1	100	1	1.000	ppm

	Ag	Al	As	B	Ba	Be	Ca
Conc Mean	0.0002	0.0053	> 0.0098	0.0051	-0.0001	-0.0002	> 0.0122
Std Dev	0.0001	0.0003	0.0048	0.0009	0.0000	0.0001	0.0011
RSD %	50	5.7	49	17.6	0	50	9

	Cd	Co	Cr	Cu	Fe	K	Mg
Conc Mean	-0.0002	-0.0004	-0.0002	0.0007	> 0.0156	0.0527	0.0060
Std Dev	0.0001	0.0001	0.0002	0.0002	0.0002	0.0020	0.0003
RSD %	50	25	100	28.6	1.3	3.8	5

	Mn	Mo	Na	Ni	Pb	Sb	Se
Conc Mean	0.0002	> 0.0316	> 0.8670	0.0001	> 0.0033	> 0.0101	> 0.0232
Std Dev	0.0001	0.0139	0.0164	0.0001	0.0018	0.0034	0.0102
RSD %	50	44	1.9	100	54.5	33.7	44

	Sn	Ti	Tl	U	V	W	Zn
Conc Mean	0.0096	0.0048	-0.0025		0.0002	# 0.0006	0.0003
Std Dev	0.0010	0.0001	0.0009		0.0001	0.0002	0.0001
RSD %	10.4	2.1	36		50	33.3	33.3

Lab Id: **ICSAB** Measure Date: **7/14/2017 5:04:11 AM**

Client Id:

Matrix	Weight	Volume	Pct Solid	Dilution	Factor	Units
	1	1	100	1	1.000	ppm

	Ag	Al	As	B	Ba	Be	Ca
Conc Mean	0.3150	> 31.08	1.034	0.5172	0.3063	0.0987	> 155.6
Std Dev	0.0012	0.0886	0.0106	0.0040	0.0015	0.0004	1.636
RSD %	0.4	0.3	1	0.8	0.5	0.4	1.1

	Cd	Co	Cr	Cu	Fe	K	Mg
Conc Mean	0.2905	0.3046	0.2960	0.3230	> 126.6	23.33	> 76.96
Std Dev	0.0019	0.0022	0.0020	0.0010	0.6500	0.0917	0.3838
RSD %	0.7	0.7	0.7	0.3	0.5	0.4	0.5

	Mn	Mo	Na	Ni	Pb	Sb	Se
Conc Mean	0.2004	0.2866	27.18	0.2980	1.002	1.074	0.4985
Std Dev	0.0003	0.0048	0.2084	0.0012	0.0028	0.0094	0.0075
RSD %	0.1	1.7	0.8	0.4	0.3	0.9	1.5

	Sn	Ti	Tl	U	V	W	Zn
Conc Mean	-0.0051	0.9887	1.041		0.3005	0.0011	0.3301
Std Dev	0.0012	0.0043	0.0035		0.0023	0.0002	0.0008
RSD %	23.5	0.4	0.3		0.8	18.2	0.2

Lab Id: **ICV** Measure Date: **7/14/2017 7:33:34 AM**

Client Id:

Matrix	Weight	Volume	Pct Solid	Dilution	Factor	Units
						ppm

	Ag	Al	As	B	Ba	Be	Ca
Conc Mean	0.2377	0.9516	0.9811	0.9641	0.9745	0.9763	0.9621
Std Dev	0.0019	0.0016	0.0069	0.0032	0.0022	0.0037	0.0034
RSD %	0.8	0.2	0.7	0.3	0.2	0.4	0.4

	Cd	Co	Cr	Cu	Fe	K	Mg
Conc Mean	0.9697	0.9768	0.9754	0.9700	0.9899	4.940	0.9743
Std Dev	0.0061	0.0045	0.0011	0.0023	0.0030	0.0430	0.0052
RSD %	0.6	0.5	0.1	0.2	0.3	0.9	0.5

	Mn	Mo	Na	Ni	Pb	Sb	Se
Conc Mean	0.9660	0.9593	4.883	0.9858	0.9579	1.018	0.9822
Std Dev	0.0019	0.0119	0.0509	0.0024	0.0070	0.0022	0.0038
RSD %	0.2	1.2	1	0.2	0.7	0.2	0.4

	Sn	Ti	Tl	U	V	W	Zn
Conc Mean	0.9803	0.9679	0.9969		0.9797	0.0015	# 0.9485
Std Dev	0.0042	0.0017	0.0048		0.0041	0.0002	0.0032
RSD %	0.4	0.2	0.5		0.4	13.3	0.3

Lab Id: **ICB** Measure Date: **7/14/2017 8:01:17 AM**

Client Id:

Matrix	Weight	Volume	Pct Solid	Dilution	Factor	Units
	1	1	100	1	1.000	ppm

	Ag	Al	As	B	Ba	Be	Ca
Conc Mean	0.0000	# -0.0003	0.0017	0.0012	0.0001	0.0000	0.0089
Std Dev	0.0001	0.0008	0.0023	0.0005	0.0000	0.0001	0.0012
RSD %		266.7	135.3	41.7	0		13.5

	Cd	Co	Cr	Cu	Fe	K	Mg
Conc Mean	0.0002	-0.0003	0.0001	0.0001	-0.0067	-0.0143	0.0000
Std Dev	0.0001	0.0002	0.0000	0.0000	0.0002	0.0002	0.0000
RSD %	50	66.7	0	0	3	1.4	

	Mn	Mo	Na	Ni	Pb	Sb	Se
Conc Mean	0.0001	0.0027	# -0.0703	0.0001	0.0009	-0.0004	-0.0004
Std Dev	0.0000	0.0019	0.0022	0.0002	0.0015	0.0025	0.0008
RSD %	0	70.4	3.1	200	166.7	625	200

	Sn	Ti	Tl	U	V	W	Zn
Conc Mean	0.0035	-0.0002	-0.0004		0.0001	# 0.0008	0.0002
Std Dev	0.0004	0.0000	0.0032		0.0004	0.0002	0.0001
RSD %	11.4	0	800		400	25	50

Lab Id: **I-CRDL** Measure Date: **7/14/2017 10:37:24 AM**

Client Id:

Matrix	Weight	Volume	Pct Solid	Dilution	Factor	Units
WM	1	1	100	1	1.000	ppm

	Ag	Al	As	B	Ba	Be	Ca
Conc Mean	0.0047	0.0617	0.0217	0.0493	0.0099	0.0049	0.0645
Std Dev	0.0065	0.0237	0.1469	0.0391	0.0042	0.0026	0.0615
RSD %	138.3	38.4	677	79.3	42.4	53.1	95.3

	Cd	Co	Cr	Cu	Fe	K	Mg
Conc Mean	0.0052	0.0048	0.0053	0.0097	0.0450	0.4934	0.0513
Std Dev	0.0067	0.0077	0.0034	0.0017	0.1076	0.1254	0.0211
RSD %	128.8	160.4	64.2	17.5	239.1	25.4	41.1

	Mn	Mo	Na	Ni	Pb	Sb	Se
Conc Mean	0.0051	0.0507	0.8314	0.0061	0.0109	0.0245	0.0500
Std Dev	0.0023	0.0439	0.3216	0.0437	0.1351	0.1402	0.1251
RSD %	45.1	86.6	38.7	716.4	1239.4	572.2	250.2

	Sn	Ti	Tl	U	V	W	Zn
Conc Mean	0.1050	0.0480	0.0211		0.0105	0.0541	0.0122
Std Dev	0.0771	0.0051	0.0697		0.0201	0.0112	0.0050
RSD %	73.4	10.6	330.3		191.4	20.7	41

Lab Id: **I-ICSA** Measure Date: **7/14/2017 10:40:19 AM**

Client Id:

Matrix	Weight	Volume	Pct Solid	Dilution	Factor	Units
WM	1	1	100	1	1.000	ppm

	Ag	Al	As	B	Ba	Be	Ca
Conc Mean	-0.0001	28.53	-0.0004	0.0019	0.0004	0.0000	138.6
Std Dev	0.0030	2.307	0.2716	0.0131	0.0009	0.0012	185.3
RSD %	3000	8.1	67900	689.5	225		133.7

	Cd	Co	Cr	Cu	Fe	K	Mg
Conc Mean	0.0037	0.0007	-0.0019	0.0001	118.9	0.0048	71.68
Std Dev	0.0030	0.0227	0.0065	0.0063	80.78	0.0390	18.35
RSD %	81.1	3242.9	342.1	6300	67.9	812.5	25.6

	Mn	Mo	Na	Ni	Pb	Sb	Se
Conc Mean	0.0011	0.0018	24.67	-0.0003	-0.0013	-0.0099	-0.0233
Std Dev	0.0067	0.1620	18.36	0.0121	0.0626	0.1819	0.3026
RSD %	609.1	9000	74.4	4033.3	4815.4	1837.4	1298.7

	Sn	Ti	Tl	U	V	W	Zn
Conc Mean	0.0005	-0.0005	-0.0044		-0.0001	# 0.0513	0.0190
Std Dev	0.1181	0.0021	0.1515		0.0068	0.0110	0.0166
RSD %	23620	420	3443.2		6800	21.4	87.4

Lab Id: **I-ICSAB** Measure Date: **7/14/2017 10:49:10 AM**

Client Id:

Matrix	Weight	Volume	Pct Solid	Dilution	Factor	Units
WM	1	1	100	1	1.000	ppm

	Ag	Al	As	B	Ba	Be	Ca
Conc Mean	0.2932	28.81	0.9850	0.4915	0.2946	0.0968	138.5
Std Dev	0.1233	4.004	0.9015	0.4962	0.1807	0.0584	96.66
RSD %	42.1	13.9	91.5	101	61.3	60.3	69.8

	Cd	Co	Cr	Cu	Fe	K	Mg
Conc Mean	0.2870	0.2952	0.2896	0.3045	119.1	21.76	72.13
Std Dev	0.0553	0.0901	0.1058	0.0627	112.4	5.949	51.16
RSD %	19.3	30.5	36.5	20.6	94.4	27.3	70.9

	Mn	Mo	Na	Ni	Pb	Sb	Se
Conc Mean	0.1946	0.2861	24.86	0.2914	0.9868	1.027	0.4750
Std Dev	0.0294	0.4946	21.90	0.1531	0.8383	2.128	1.058
RSD %	15.1	172.9	88.1	52.5	85	207.2	222.7

	Sn	Ti	Tl	U	V	W	Zn
Conc Mean	0.0016	0.9603	1.009		0.2911	0.1750	0.3151
Std Dev	0.2803	0.4197	0.8362		0.0373	0.0241	0.0438
RSD %	17518.8	43.7	82.9		12.8	13.8	13.9

Lab Id: **CCV** Measure Date: **7/14/2017 11:18:39 AM**

Client Id:

Matrix	Weight	Volume	Pct Solid	Dilution	Factor	Units
	1	1	100	1	1.000	ppm

	Ag	Al	As	B	Ba	Be	Ca
Conc Mean	0.2293	0.9235	0.9494	0.9397	0.9433	0.9508	0.9391
Std Dev	0.0001	0.0030	0.0082	0.0047	0.0008	0.0020	0.0077
RSD %	0	0.3	0.9	0.5	0.1	0.2	0.8

	Cd	Co	Cr	Cu	Fe	K	Mg
Conc Mean	0.9507	0.9526	0.9489	0.9349	0.9960	4.837	0.9436
Std Dev	0.0098	0.0009	0.0019	0.0033	0.0036	0.0136	0.0034
RSD %	1	0.1	0.2	0.4	0.4	0.3	0.4

	Mn	Mo	Na	Ni	Pb	Sb	Se
Conc Mean	0.9385	0.9262	5.034	0.9611	0.9295	0.9738	0.9554
Std Dev	0.0062	0.0164	0.0297	0.0020	0.0077	0.0033	0.0092
RSD %	0.7	1.8	0.6	0.2	0.8	0.3	1

	Sn	Ti	Tl	U	V	W	Zn
Conc Mean	0.9545	0.9415	0.9754		0.9559	0.0016	0.9238
Std Dev	0.0031	0.0050	0.0056		0.0015	0.0001	0.0061
RSD %	0.3	0.5	0.6		0.2	6.3	0.7

Lab Id: **CCB** Measure Date: **7/14/2017 11:21:37 AM**

Client Id:

Matrix	Weight	Volume	Pct Solid	Dilution	Factor	Units
	1	1	100	1	1.000	ppm

	Ag	Al	As	B	Ba	Be	Ca
Conc Mean	0.0001	# -0.0001	> 0.0067	0.0025	0.0001	0.0001	0.0006
Std Dev	0.0000	0.0002	0.0014	0.0004	0.0000	0.0000	0.0023
RSD %	0	200	20.9	16	0	0	383.3

	Cd	Co	Cr	Cu	Fe	K	Mg
Conc Mean	0.0001	-0.0001	0.0002	-0.0001	0.0045	-0.0109	-0.0004
Std Dev	0.0000	0.0003	0.0002	0.0002	0.0009	0.0005	0.0001
RSD %	0	300	100	200	20	4.6	25

	Mn	Mo	Na	Ni	Pb	Sb	Se
Conc Mean	0.0002	> 0.0288	> 0.2011	-0.0001	-0.0018	0.0044	> 0.0194
Std Dev	0.0001	0.0119	0.0086	0.0004	0.0006	0.0023	0.0074
RSD %	50	41.3	4.3	400	33.3	52.3	38.1

	Sn	Ti	Tl	U	V	W	Zn
Conc Mean	0.0086	0.0026	0.0013		-0.0001	# 0.0007	-0.0005
Std Dev	0.0027	0.0001	0.0033		0.0005	0.0002	0.0002
RSD %	31.4	3.8	253.8		500	28.6	40

Lab Id: **BY54998 - BLK** Measure Date: **7/14/2017 11:27:30 AM**

Client Id: **USB-2/S-3A - BLK**

Matrix	Weight	Volume	Pct Solid	Dilution	Factor	Units
393271-SQ-BLK	0.81	50	100	1	61.73	ppm

	Ag	Al	As	B	Ba	Be	Ca
Conc Mean	-0.0030	# -0.0344	-0.2255	0.0987	0.0042	0.0044	-0.1710
Std Dev	0.0120	0.0364	0.2547	0.0335	0.0016	0.0038	0.0133
RSD %	400	105.8	112.9	33.9	38.1	86.4	7.8

	Cd	Co	Cr	Cu	Fe	K	Mg
Conc Mean	0.0175	0.0002	0.0116	0.0040	1.145	-1.157	0.0549
Std Dev	0.0212	0.0190	0.0134	0.0107	0.1041	0.0683	0.0018
RSD %	121.1	9500	115.5	267.5	9.1	5.9	3.3

	Mn	Mo	Na	Ni	Pb	Sb	Se
Conc Mean	0.0307	0.1353	7.429	0.0119	-0.0005	0.2121	0.1160
Std Dev	0.0030	0.1720	0.1745	0.0113	0.0422	0.2882	0.2747
RSD %	9.8	127.1	2.3	95	8440	135.9	236.8

	Sn	Ti	Tl	U	V	W	Zn
Conc Mean	0.0367	0.0442	-0.2896		0.0222	# 0.0639	-0.0175
Std Dev	0.0682	0.0051	0.1001		0.0168	0.0044	0.0087
RSD %	185.8	11.5	34.6		75.7	6.9	49.7

Lab Id: **BY54998 - LCS** Measure Date: **7/14/2017 11:30:26 AM**

Client Id: **USB-2/S-3A - LCS**

Matrix	Weight	Volume	Pct Solid	Dilution	Factor	Units
393271-SQ-SPK	0.266	50	100	1	188.0	ppm

	Ag	Al	As	B	Ba	Be	Ca
Conc Mean	45.44	> 8661	86.45	112.6	302.8	95.46	5137
Std Dev	0.7266	293.0	6.103	3.241	9.019	2.712	419.9
RSD %	1.6	3.4	7.1	2.9	3	2.8	8.2

	Cd	Co	Cr	Cu	Fe	K	Mg
Conc Mean	72.49	101.2	105.7	106.8	17540	2643	2734
Std Dev	0.7007	1.787	2.676	0.8753	571.2	100.0	24.10
RSD %	1	1.8	2.5	0.8	3.3	3.8	0.9

	Mn	Mo	Na	Ni	Pb	Sb	Se
Conc Mean	> 401.8	95.93	432.8	152.6	93.13	106.3	119.1
Std Dev	8.628	4.757	1.114	2.980	1.501	5.803	2.368
RSD %	2.1	5	0.3	2	1.6	5.5	2

	Sn	Ti	Tl	U	V	W	Zn
Conc Mean	113.4	> 463.0	118.2		108.9	2.116	210.6
Std Dev	2.374	4.306	0.7200		3.125	0.2407	4.716
RSD %	2.1	0.9	0.6		2.9	11.4	2.2

Lab Id: **BY54998** Measure Date: **7/14/2017 11:33:22 AM**

Client Id: **USB-2/S-3A**

Matrix	Weight	Volume	Pct Solid	Dilution	Factor	Units
393271-SS-S01	0.74	50	82	1	82.40	ppm

	Ag	Al	As	B	Ba	Be	Ca
Conc Mean	-0.1395	> 7327	1.814	2.915	18.64	0.4518	4997
Std Dev	1.333	1582	15.88	1.433	7.134	0.0238	4649
RSD %	955.6	21.6	875.4	49.2	38.3	5.3	93

	Cd	Co	Cr	Cu	Fe	K	Mg
Conc Mean	0.3642	5.805	8.890	6.559	> 14270	1061	2388
Std Dev	1.435	3.026	6.227	2.137	6021	227.6	972.6
RSD %	394	52.1	70	32.6	42.2	21.5	40.7

	Mn	Mo	Na	Ni	Pb	Sb	Se
Conc Mean	137.8	0.4720	613.9	6.361	1.105	-0.7385	-1.751
Std Dev	44.68	18.37	155.1	1.189	3.741	10.20	52.79
RSD %	32.4	3891.9	25.3	18.7	338.6	1381.2	3014.8

	Sn	Ti	Tl	U	V	W	Zn
Conc Mean	2.896	> 678.3	# -3.156		26.48	11.55	32.41
Std Dev	3.729	168.1	40.13		17.60	1.218	12.27
RSD %	128.8	24.8	1271.5		66.5	10.5	37.9

Lab Id: **BY54998 - DUP** Measure Date: **7/14/2017 11:36:19 AM**

Client Id: **USB-2/S-3A - DUP**

Matrix	Weight	Volume	Pct Solid	Dilution	Factor	Units
393271-SQ-DUP	0.71	50	82	1	85.88	ppm

	Ag	Al	As	B	Ba	Be	Ca
Conc Mean	-0.1641	> 6901	2.361	3.038	19.92	0.4318	5033
Std Dev	0.1136	171.6	1.366	0.1184	1.054	0.0330	475.7
RSD %	69.2	2.5	57.9	3.9	5.3	7.6	9.5

	Cd	Co	Cr	Cu	Fe	K	Mg
Conc Mean	0.3934	5.565	9.206	6.330	> 14330	1038	2335
Std Dev	0.1036	0.2017	0.5375	0.0966	716.8	45.05	115.9
RSD %	26.3	3.6	5.8	1.5	5	4.3	5

	Mn	Mo	Na	Ni	Pb	Sb	Se
Conc Mean	138.1	0.1659	566.0	6.186	1.320	-0.8476	# -2.367
Std Dev	8.330	0.8980	29.01	0.3858	1.303	2.170	1.601
RSD %	6	541.3	5.1	6.2	98.7	256	67.6

	Sn	Ti	Tl	U	V	W	Zn
Conc Mean	3.112	> 651.0	# -3.790		27.32	1.118	30.73
Std Dev	0.2019	15.14	1.599		1.886	0.1573	0.8216
RSD %	6.5	2.3	42.2		6.9	14.1	2.7

Lab Id: **CCV** Measure Date: **7/14/2017 11:54:02 AM**

Client Id:

Matrix	Weight	Volume	Pct Solid	Dilution	Factor	Units
	1	1	100	1	1.000	ppm

	Ag	Al	As	B	Ba	Be	Ca
Conc Mean	# 0.2249	0.9039	0.9330	0.9195	0.9235	0.9333	0.9173
Std Dev	0.0013	0.0010	0.0056	0.0034	0.0023	0.0022	0.0019
RSD %	0.6	0.1	0.6	0.4	0.2	0.2	0.2

	Cd	Co	Cr	Cu	Fe	K	Mg
Conc Mean	0.9319	0.9342	0.9272	0.9164	0.9568	4.820	0.9256
Std Dev	0.0032	0.0037	0.0048	0.0016	0.0067	0.0226	0.0043
RSD %	0.3	0.4	0.5	0.2	0.7	0.5	0.5

	Mn	Mo	Na	Ni	Pb	Sb	Se
Conc Mean	0.9181	0.9059	4.931	0.9428	0.9037	0.9479	0.9349
Std Dev	0.0040	0.0081	0.0423	0.0063	0.0147	0.0017	0.0032
RSD %	0.4	0.9	0.9	0.7	1.6	0.2	0.3

	Sn	Ti	Tl	U	V	W	Zn
Conc Mean	0.9337	0.9252	0.9509		0.9378	0.0015	0.9051
Std Dev	0.0048	0.0031	0.0082		0.0051	0.0001	0.0058
RSD %	0.5	0.3	0.9		0.5	6.7	0.6

Lab Id: **CCB** Measure Date: **7/14/2017 11:56:59 AM**

Client Id:

Matrix	Weight	Volume	Pct Solid	Dilution	Factor	Units
	1	1	100	1	1.000	ppm

	Ag	Al	As	B	Ba	Be	Ca
Conc Mean	0.0001	# 0.0000	> 0.0048	0.0025	0.0001	0.0001	-0.0008
Std Dev	0.0002	0.0007	0.0004	0.0006	0.0000	0.0000	0.0003
RSD %	200		8.3	24	0	0	37.5

	Cd	Co	Cr	Cu	Fe	K	Mg
Conc Mean	0.0001	-0.0002	0.0001	0.0002	0.0019	-0.0140	-0.0001
Std Dev	0.0001	0.0003	0.0003	0.0004	0.0008	0.0008	0.0001
RSD %	100	150	300	200	42.1	5.7	100

	Mn	Mo	Na	Ni	Pb	Sb	Se
Conc Mean	0.0001	> 0.0290	> 0.1087	0.0001	-0.0012	> 0.0054	> 0.0223
Std Dev	0.0000	0.0119	0.0018	0.0001	0.0017	0.0033	0.0071
RSD %	0	41	1.7	100	141.7	61.1	31.8

	Sn	Ti	Tl	U	V	W	Zn
Conc Mean	0.0091	0.0036	0.0011		0.0002	# 0.0006	-0.0006
Std Dev	0.0013	0.0002	0.0010		0.0003	0.0001	0.0001
RSD %	14.3	5.6	90.9		150	16.7	16.7

Lab Id: **CCV** Measure Date: **7/14/2017 12:17:29 PM**

Client Id:

Matrix	Weight	Volume	Pct Solid	Dilution	Factor	Units
	1	1	100	1	1.000	ppm

	Ag	Al	As	B	Ba	Be	Ca
Conc Mean	0.2346	0.9379	0.9763	0.9566	0.9614	0.9716	0.9547
Std Dev	0.0007	0.0060	0.0057	0.0016	0.0010	0.0017	0.0047
RSD %	0.3	0.6	0.6	0.2	0.1	0.2	0.5

	Cd	Co	Cr	Cu	Fe	K	Mg
Conc Mean	0.9693	0.9715	0.9674	0.9505	0.9788	4.842	0.9595
Std Dev	0.0039	0.0062	0.0059	0.0056	0.0026	0.0333	0.0039
RSD %	0.4	0.6	0.6	0.6	0.3	0.7	0.4

	Mn	Mo	Na	Ni	Pb	Sb	Se
Conc Mean	0.9531	0.9450	5.022	0.9802	0.9493	0.9981	0.9757
Std Dev	0.0049	0.0161	0.0171	0.0075	0.0084	0.0103	0.0119
RSD %	0.5	1.7	0.3	0.8	0.9	1	1.2

	Sn	Ti	Tl	U	V	W	Zn
Conc Mean	0.9630	0.9581	0.9948		0.9721	0.0020	0.9394
Std Dev	0.0070	0.0027	0.0039		0.0028	0.0000	0.0035
RSD %	0.7	0.3	0.4		0.3	0	0.4

Lab Id: **CCB** Measure Date: **7/14/2017 12:20:29 PM**

Client Id:

Matrix	Weight	Volume	Pct Solid	Dilution	Factor	Units
	1	1	100	1	1.000	ppm

	Ag	Al	As	B	Ba	Be	Ca
Conc Mean	0.0001	# -0.0012	> 0.0064	0.0030	0.0001	0.0001	-0.0017
Std Dev	0.0001	0.0006	0.0019	0.0004	0.0000	0.0000	0.0010
RSD %	100	50	29.7	13.3	0	0	58.8

	Cd	Co	Cr	Cu	Fe	K	Mg
Conc Mean	0.0001	-0.0001	0.0001	-0.0001	-0.0030	-0.0211	-0.0007
Std Dev	0.0001	0.0001	0.0002	0.0002	0.0008	0.0007	0.0000
RSD %	100	100	200	200	26.7	3.3	0

	Mn	Mo	Na	Ni	Pb	Sb	Se
Conc Mean	0.0001	> 0.0292	> 0.1299	-0.0001	0.0012	0.0044	> 0.0236
Std Dev	0.0001	0.0123	0.0057	0.0001	0.0024	0.0040	0.0074
RSD %	100	42.1	4.4	100	200	90.9	31.4

	Sn	Ti	Tl	U	V	W	Zn
Conc Mean	0.0082	0.0029	0.0015		0.0005	# 0.0007	-0.0007
Std Dev	0.0012	0.0001	0.0033		0.0003	0.0002	0.0000
RSD %	14.6	3.4	220		60	28.6	0

Lab Id: **BY54991** Measure Date: **7/14/2017 12:32:20 PM**

Client Id: **BB-2/S-1**

Matrix	Weight	Volume	Pct Solid	Dilution	Factor	Units
393271-SS-S01	0.75	50	95	100	7018	ppm

	Ag	Al	As	B	Ba	Be	Ca
Conc Mean	0.2008	696.3	16.03	4.341	32.23	0.6505	178400
Std Dev	0.2502	0.9234	17.90	2.045	0.1550	0.1376	1217
RSD %	124.6	0.1	111.7	47.1	0.5	21.2	0.7

	Cd	Co	Cr	Cu	Fe	K	Mg
Conc Mean	0.9434	1.542	4.248	2.289	5475	353.8	82970
Std Dev	0.6536	1.038	0.9921	1.302	9.299	6.658	48.39
RSD %	69.3	67.3	23.4	56.9	0.2	1.9	0.1

	Mn	Mo	Na	Ni	Pb	Sb	Se
Conc Mean	170.5	2.399	1536	5.630	3.919	-16.36	-5.545
Std Dev	2.312	9.383	92.19	1.839	15.85	14.68	13.24
RSD %	1.4	391.1	6	32.7	404.4	89.7	238.8

	Sn	Ti	Tl	U	V	W	Zn
Conc Mean	7.430	15.39	-11.75		6.845	# 4.459	18.70
Std Dev	7.707	0.9020	11.57		2.006	0.5095	0.9003
RSD %	103.7	5.9	98.5		29.3	11.4	4.8

Lab Id: **BY54992** Measure Date: **7/14/2017 12:38:14 PM**

Client Id: **BB-3/S-1**

Matrix	Weight	Volume	Pct Solid	Dilution	Factor	Units
393271-SS-S06	0.78	50	86	10	745.4	ppm

	Ag	Al	As	B	Ba	Be	Ca
Conc Mean	-0.0208	4484	0.8116	1.685	20.88	0.3564	2034
Std Dev	0.1075	17.80	1.338	0.2328	0.0513	0.0285	55.93
RSD %	516.8	0.4	164.9	13.8	0.2	8	2.7

	Cd	Co	Cr	Cu	Fe	K	Mg
Conc Mean	0.3309	4.996	8.954	3.251	11960	481.0	1721
Std Dev	0.0468	0.2838	0.0308	0.1597	47.32	1.805	5.535
RSD %	14.1	5.7	0.3	4.9	0.4	0.4	0.3

	Mn	Mo	Na	Ni	Pb	Sb	Se
Conc Mean	189.2	0.1081	284.6	4.967	2.010	-2.342	-1.635
Std Dev	0.9428	0.7321	1.457	0.1590	1.623	0.9289	1.454
RSD %	0.5	677.2	0.5	3.2	80.7	39.7	88.9

	Sn	Ti	Tl	U	V	W	Zn
Conc Mean	3.257	336.9	-2.194		18.31	0.6846	35.59
Std Dev	1.078	2.405	1.113		0.2886	0.2195	0.1409
RSD %	33.1	0.7	50.7		1.6	32.1	0.4

Lab Id: **BY54993** Measure Date: **7/14/2017 12:41:11 PM**

Client Id: **DB-2/S-1**

Matrix	Weight	Volume	Pct Solid	Dilution	Factor	Units
393271-SS-S07	0.73	50	88	10	778.3	ppm

	Ag	Al	As	B	Ba	Be	Ca
Conc Mean	-0.0483	5850	0.1264	2.762	14.77	0.3344	4288
Std Dev	0.0756	7.410	3.056	0.5038	0.0618	0.0338	67.22
RSD %	156.5	0.1	2417.7	18.2	0.4	10.1	1.6

	Cd	Co	Cr	Cu	Fe	K	Mg
Conc Mean	0.3151	3.355	10.04	4.767	8582	525.8	1833
Std Dev	0.0567	0.1437	0.1579	0.0995	85.01	2.949	9.049
RSD %	18	4.3	1.6	2.1	1	0.6	0.5

	Mn	Mo	Na	Ni	Pb	Sb	Se
Conc Mean	119.7	-0.1255	269.3	4.425	5.042	1.219	-2.217
Std Dev	0.3976	0.5619	2.822	0.2091	2.719	1.760	1.651
RSD %	0.3	447.7	1	4.7	53.9	144.4	74.5

	Sn	Ti	Tl	U	V	W	Zn
Conc Mean	2.501	328.7	-3.385		20.15	0.6861	31.44
Std Dev	0.6592	0.8686	2.240		0.2402	0.1243	0.1718
RSD %	26.4	0.3	66.2		1.2	18.1	0.5

Lab Id: **BY54994** Measure Date: **7/14/2017 12:44:07 PM**

Client Id: **DB-1/S-2**

Matrix	Weight	Volume	Pct Solid	Dilution	Factor	Units
393271-SS-S08	0.77	50	76	10	854.4	ppm

	Ag	Al	As	B	Ba	Be	Ca
Conc Mean	-0.0489	9938	-0.5566	3.338	46.54	0.4692	2105
Std Dev	0.0747	5.478	1.247	0.4275	0.2123	0.0448	80.37
RSD %	152.8	0.1	224	12.8	0.5	9.5	3.8

	Cd	Co	Cr	Cu	Fe	K	Mg
Conc Mean	0.3560	5.670	9.799	6.932	14150	883.1	1884
Std Dev	0.0733	0.1129	0.2020	0.3619	68.72	5.399	10.38
RSD %	20.6	2	2.1	5.2	0.5	0.6	0.6

	Mn	Mo	Na	Ni	Pb	Sb	Se
Conc Mean	163.8	-0.4957	318.6	7.072	24.31	-2.427	-2.896
Std Dev	0.2134	0.7333	2.185	0.0615	1.995	2.428	0.7137
RSD %	0.1	147.9	0.7	0.9	8.2	100	24.6

	Sn	Ti	Tl	U	V	W	Zn
Conc Mean	3.338	484.0	-1.505		27.91	0.7707	36.95
Std Dev	0.9161	1.783	1.141		0.6833	0.0672	0.0834
RSD %	27.4	0.4	75.8		2.4	8.7	0.2

Lab Id: **BY54995** Measure Date: **7/14/2017 12:47:04 PM**

Client Id: **USB-1/S-1**

Matrix	Weight	Volume	Pct Solid	Dilution	Factor	Units
393271-SS-S09	0.78	50	85	10	754.1	ppm

	Ag	Al	As	B	Ba	Be	Ca
Conc Mean	-0.0376	5475	6.466	7.050	79.90	0.3491	83580
Std Dev	0.0256	24.03	1.281	0.1505	0.3588	0.0567	1153
RSD %	68.1	0.4	19.8	2.1	0.4	16.2	1.4

	Cd	Co	Cr	Cu	Fe	K	Mg
Conc Mean	0.4496	3.527	156.6	15.26	11410	924.7	28420
Std Dev	0.0196	0.1494	0.9907	0.3194	76.07	9.229	110.8
RSD %	4.4	4.2	0.6	2.1	0.7	1	0.4

	Mn	Mo	Na	Ni	Pb	Sb	Se
Conc Mean	160.1	0.0801	613.8	8.521	14.80	0.9028	-2.929
Std Dev	0.5780	0.5169	4.983	0.1394	2.467	0.7310	1.053
RSD %	0.4	645.3	0.8	1.6	16.7	81	36

	Sn	Ti	Tl	U	V	W	Zn
Conc Mean	3.980	267.2	-1.186		15.15	0.7027	45.25
Std Dev	0.7308	1.070	0.7213		0.0422	0.0664	0.5318
RSD %	18.4	0.4	60.8		0.3	9.4	1.2

Lab Id: **BY54996** Measure Date: **7/14/2017 12:50:00 PM**

Client Id: **USB-1/S-3**

Matrix	Weight	Volume	Pct Solid	Dilution	Factor	Units
393271-SS-S10	0.7	50	80	10	892.9	ppm

	Ag	Al	As	B	Ba	Be	Ca
Conc Mean	-0.1256	4969	0.5399	1.329	11.00	0.3320	9674
Std Dev	0.1639	10.99	0.9524	0.1158	0.0365	0.0256	198.5
RSD %	130.5	0.2	176.4	8.7	0.3	7.7	2.1

	Cd	Co	Cr	Cu	Fe	K	Mg
Conc Mean	0.4702	5.679	7.904	4.812	13130	629.1	3873
Std Dev	0.0669	0.3795	0.2626	0.2042	91.87	4.545	15.23
RSD %	14.2	6.7	3.3	4.2	0.7	0.7	0.4

	Mn	Mo	Na	Ni	Pb	Sb	Se
Conc Mean	252.1	-0.6459	516.8	5.114	2.035	-3.097	-2.826
Std Dev	0.8088	0.8064	7.139	0.1357	1.014	0.8872	1.824
RSD %	0.3	124.8	1.4	2.7	49.8	28.6	64.5

	Sn	Ti	Tl	U	V	W	Zn
Conc Mean	1.887	590.2	-0.9364		25.60	0.7318	29.19
Std Dev	0.7736	1.194	1.434		0.2841	0.1645	0.0466
RSD %	41	0.2	153.1		1.1	22.5	0.2

Lab Id: **BY54997** Measure Date: **7/14/2017 12:52:56 PM**

Client Id: **USB-2/S-2**

Matrix	Weight	Volume	Pct Solid	Dilution	Factor	Units
393271-SS-S11	0.77	50	84	10	773.0	ppm

	Ag	Al	As	B	Ba	Be	Ca
Conc Mean	-0.0659	6319	2.198	2.958	27.21	0.4464	8318
Std Dev	0.0608	10.64	1.091	0.1175	0.0878	0.0269	25.63
RSD %	92.3	0.2	49.6	4	0.3	6	0.3

	Cd	Co	Cr	Cu	Fe	K	Mg
Conc Mean	0.4215	5.725	90.49	14.33	14150	1035	2822
Std Dev	0.0371	0.0241	0.4519	0.2363	51.58	3.620	10.83
RSD %	8.8	0.4	0.5	1.6	0.4	0.3	0.4

	Mn	Mo	Na	Ni	Pb	Sb	Se
Conc Mean	153.1	-0.7938	884.3	6.549	22.91	-1.408	-3.772
Std Dev	0.5951	0.2746	3.053	0.0813	0.8577	1.500	0.2233
RSD %	0.4	34.6	0.3	1.2	3.7	106.5	5.9

	Sn	Ti	Tl	U	V	W	Zn
Conc Mean	3.808	589.3	-1.084		23.81	0.6877	53.20
Std Dev	1.465	0.7242	1.555		0.1972	0.1262	0.0801
RSD %	38.5	0.1	143.5		0.8	18.4	0.2

Lab Id: **CCV** Measure Date: **7/14/2017 1:01:48 PM**

Client Id:

Matrix	Weight	Volume	Pct Solid	Dilution	Factor	Units
	1	1	100	1	1.000	ppm

	Ag	Al	As	B	Ba	Be	Ca
Conc Mean	0.2300	0.9292	0.9572	0.9456	0.9461	0.9576	0.9453
Std Dev	0.0017	0.0047	0.0044	0.0048	0.0022	0.0026	0.0013
RSD %	0.7	0.5	0.5	0.5	0.2	0.3	0.1

	Cd	Co	Cr	Cu	Fe	K	Mg
Conc Mean	0.9601	0.9568	0.9524	0.9415	0.9799	4.786	0.9444
Std Dev	0.0034	0.0030	0.0084	0.0031	0.0038	0.0419	0.0065
RSD %	0.4	0.3	0.9	0.3	0.4	0.9	0.7

	Mn	Mo	Na	Ni	Pb	Sb	Se
Conc Mean	0.9441	0.9234	4.877	0.9637	0.9343	0.9749	0.9599
Std Dev	0.0050	0.0275	0.0335	0.0051	0.0125	0.0104	0.0094
RSD %	0.5	3	0.7	0.5	1.3	1.1	1

	Sn	Ti	Tl	U	V	W	Zn
Conc Mean	0.9642	0.9502	0.9747		0.9580	0.0017	0.9287
Std Dev	0.0099	0.0020	0.0067		0.0039	0.0002	0.0044
RSD %	1	0.2	0.7		0.4	11.8	0.5

Lab Id: **CCB** Measure Date: **7/14/2017 1:04:46 PM**

Client Id:

Matrix	Weight	Volume	Pct Solid	Dilution	Factor	Units
	1	1	100	1	1.000	ppm

	Ag	Al	As	B	Ba	Be	Ca
Conc Mean	0.0000	# -0.0005	> 0.0065	0.0027	0.0001	0.0002	0.0023
Std Dev	0.0002	0.0003	0.0029	0.0006	0.0000	0.0000	0.0008
RSD %		60	44.6	22.2	0	0	34.8

	Cd	Co	Cr	Cu	Fe	K	Mg
Conc Mean	0.0002	-0.0002	0.0004	0.0004	0.0008	-0.0282	-0.0005
Std Dev	0.0001	0.0001	0.0003	0.0001	0.0007	0.0002	0.0001
RSD %	50	50	75	25	87.5	0.7	20

	Mn	Mo	Na	Ni	Pb	Sb	Se
Conc Mean	0.0001	> 0.0292	0.0674	0.0001	0.0006	> 0.0063	> 0.0223
Std Dev	0.0000	0.0114	0.0041	0.0001	0.0010	0.0013	0.0095
RSD %	0	39	6.1	100	166.7	20.6	42.6

	Sn	Ti	Tl	U	V	W	Zn
Conc Mean	0.0082	0.0030	0.0002		0.0004	# 0.0008	-0.0006
Std Dev	0.0010	0.0001	0.0014		0.0003	0.0001	0.0001
RSD %	12.2	3.3	700		75	12.5	16.7

Lab Id: **BY54991** Measure Date: **7/14/2017 1:13:37 PM**

Client Id: **BB-2/S-1**

Matrix	Weight	Volume	Pct Solid	Dilution	Factor	Units
393271-SS-S05	0.75	50	95	1	70.18	ppm

	Ag	Al	As	B	Ba	Be	Ca
Conc Mean	-0.0216	918.7	7.358	3.454	32.24	0.1866	> 177700
Std Dev	0.0065	1.074	0.1558	0.0357	0.0564	0.0054	3491
RSD %	30.1	0.1	2.1	1	0.2	2.9	2

	Cd	Co	Cr	Cu	Fe	K	Mg
Conc Mean	0.2629	1.881	3.352	4.433	4638	626.1	> 88140
Std Dev	0.0209	0.0374	0.0139	0.0308	11.41	1.409	98.84
RSD %	7.9	2	0.4	0.7	0.2	0.2	0.1

	Mn	Mo	Na	Ni	Pb	Sb	Se
Conc Mean	> 163.5	0.6640	163.7	5.925	6.867	2.137	-1.240
Std Dev	0.1078	0.0413	0.2952	0.0735	0.1411	0.3179	0.3525
RSD %	0.1	6.2	0.2	1.2	2.1	14.9	28.4

	Sn	Ti	Tl	U	V	W	Zn
Conc Mean	2.071	16.66	-0.5798		6.136	0.0948	16.27
Std Dev	0.0620	0.0820	0.1554		0.0137	0.0168	0.0325
RSD %	3	0.5	26.8		0.2	17.7	0.2

Lab Id: **BY54992** Measure Date: **7/14/2017 1:16:35 PM**

Client Id: **BB-3/S-1**

Matrix	Weight	Volume	Pct Solid	Dilution	Factor	Units
393271-SS-S06	0.78	50	86	1	74.54	ppm

	Ag	Al	As	B	Ba	Be	Ca
Conc Mean	# -0.5984	> 4622	1.841	1.659	21.54	0.3113	2538
Std Dev	0.0750	15.51	0.3154	0.0596	0.0623	0.0054	5.947
RSD %	12.5	0.3	17.1	3.6	0.3	1.7	0.2

	Cd	Co	Cr	Cu	Fe	K	Mg
Conc Mean	0.3795	5.272	8.918	3.604	> 12100	518.2	1693
Std Dev	0.0062	0.0174	0.0753	0.0493	25.35	2.791	8.098
RSD %	1.6	0.3	0.8	1.4	0.2	0.5	0.5

	Mn	Mo	Na	Ni	Pb	Sb	Se
Conc Mean	> 192.1	0.1046	217.4	4.994	2.494	-0.9037	# -2.337
Std Dev	0.5668	0.0340	1.013	0.0498	0.1614	0.0877	0.1932
RSD %	0.3	32.5	0.5	1	6.5	9.7	8.3

	Sn	Ti	Tl	U	V	W	Zn
Conc Mean	2.408	> 345.4	# -0.9157		18.32	0.1472	33.43
Std Dev	0.1417	0.6376	0.0734		0.1408	0.0094	0.0687
RSD %	5.9	0.2	8		0.8	6.4	0.2

Lab Id: **BY54998 - MS** Measure Date: **7/14/2017 1:19:33 PM**

Client Id: **USB-2/S-3A - MS**

Matrix	Weight	Volume	Pct Solid	Dilution	Factor	Units
393271-SQ-MSX	0.73	50	82	1	83.53	ppm

	Ag	Al	As	B	Ba	Be	Ca
Conc Mean	39.17	> 9441	> 290.5	157.9	188.6	162.8	5863
Std Dev	0.1954	49.11	1.994	0.8493	0.6452	0.5556	70.56
RSD %	0.5	0.5	0.7	0.5	0.3	0.3	1.2

	Cd	Co	Cr	Cu	Fe	K	Mg
Conc Mean	156.0	> 168.6	> 171.7	> 179.1	> 15080	2191	2944
Std Dev	0.7188	0.3758	0.8404	0.6283	54.26	3.043	16.34
RSD %	0.5	0.2	0.5	0.4	0.4	0.1	0.6

	Mn	Mo	Na	Ni	Pb	Sb	Se
Conc Mean	> 319.0	161.2	934.1	165.9	> 319.3	> 279.5	119.9
Std Dev	1.481	1.452	2.441	0.3424	2.267	2.847	0.5012
RSD %	0.5	0.9	0.3	0.2	0.7	1	0.4

	Sn	Ti	Tl	U	V	W	Zn
Conc Mean	> 842.9	> 866.5	> 807.0		> 192.4	0.2938	> 182.6
Std Dev	2.213	2.688	6.550		0.7071	0.0075	0.2690
RSD %	0.3	0.3	0.8		0.4	2.6	0.1

Lab Id: **BY54993** Measure Date: **7/14/2017 1:22:32 PM**

Client Id: **DB-2/S-1**

Matrix	Weight	Volume	Pct Solid	Dilution	Factor	Units
393271-SS-S07	0.73	50	88	1	77.83	ppm

	Ag	Al	As	B	Ba	Be	Ca
Conc Mean	-0.0895	> 6495	1.629	3.784	16.01	0.3247	5217
Std Dev	0.0073	29.49	0.3356	0.0403	0.1050	0.0012	76.97
RSD %	8.2	0.5	20.6	1.1	0.7	0.4	1.5

	Cd	Co	Cr	Cu	Fe	K	Mg
Conc Mean	0.2405	3.828	10.34	5.555	9173	586.6	1924
Std Dev	0.0142	0.0054	0.0133	0.0300	13.10	4.143	10.63
RSD %	5.9	0.1	0.1	0.5	0.1	0.7	0.6

	Mn	Mo	Na	Ni	Pb	Sb	Se
Conc Mean	128.2	1.176	205.7	4.900	5.889	2.897	-0.7158
Std Dev	0.1981	0.4633	1.395	0.0225	0.1124	0.1413	0.2303
RSD %	0.2	39.4	0.7	0.5	1.9	4.9	32.2

	Sn	Ti	Tl	U	V	W	Zn
Conc Mean	3.175	> 359.0	-0.4146		21.24	0.1645	30.77
Std Dev	0.1034	0.7970	0.1702		0.1711	0.0235	0.0897
RSD %	3.3	0.2	41.1		0.8	14.3	0.3

Lab Id: **BY54994** Measure Date: **7/14/2017 1:25:29 PM**

Client Id: **DB-1/S-2**

Matrix	Weight	Volume	Pct Solid	Dilution	Factor	Units
393271-SS-S08	0.77	50	76	1	85.44	ppm

	Ag	Al	As	B	Ba	Be	Ca
Conc Mean	# -0.6305	> 10970	1.343	4.432	49.62	0.4536	3305
Std Dev	0.3204	70.49	0.0726	0.0174	0.1652	0.0066	59.16
RSD %	50.8	0.6	5.4	0.4	0.3	1.5	1.8

	Cd	Co	Cr	Cu	Fe	K	Mg
Conc Mean	0.2853	5.970	10.20	7.974	> 14960	956.9	1932
Std Dev	0.0114	0.0206	0.0851	0.0738	141.1	3.956	10.97
RSD %	4	0.3	0.8	0.9	0.9	0.4	0.6

	Mn	Mo	Na	Ni	Pb	Sb	Se
Conc Mean	> 173.3	0.2148	262.6	7.303	25.64	-0.9053	# -2.440
Std Dev	1.266	0.1779	1.001	0.0145	0.2511	0.2224	0.0947
RSD %	0.7	82.8	0.4	0.2	1	24.6	3.9

	Sn	Ti	Tl	U	V	W	Zn
Conc Mean	3.988	> 517.0	# -1.089		29.21	0.1695	36.04
Std Dev	0.1379	2.088	0.6524		0.1919	0.0062	0.2530
RSD %	3.5	0.4	59.9		0.7	3.7	0.7

Lab Id: **BY54995** Measure Date: **7/14/2017 1:28:26 PM**

Client Id: **USB-1/S-1**

Matrix	Weight	Volume	Pct Solid	Dilution	Factor	Units
393271-SS-S09	0.78	50	85	1	75.41	ppm

	Ag	Al	As	B	Ba	Be	Ca
Conc Mean	-0.0369	> 6739	5.203	7.833	88.22	0.3150	> 90330
Std Dev	0.0097	8.060	0.1152	0.0864	0.2622	0.0056	1502
RSD %	26.3	0.1	2.2	1.1	0.3	1.8	1.7

	Cd	Co	Cr	Cu	Fe	K	Mg
Conc Mean	0.4281	3.792	> 167.1	18.10	> 11970	1117	> 32730
Std Dev	0.0134	0.0193	0.9901	0.0394	53.22	3.249	71.14
RSD %	3.1	0.5	0.6	0.2	0.4	0.3	0.2

	Mn	Mo	Na	Ni	Pb	Sb	Se
Conc Mean	> 170.8	0.4567	672.6	8.618	17.39	1.115	# -2.390
Std Dev	0.5356	0.0570	1.172	0.0462	0.0938	0.0991	0.2031
RSD %	0.3	12.5	0.2	0.5	0.5	8.9	8.5

	Sn	Ti	Tl	U	V	W	Zn
Conc Mean	4.438	> 292.2	# -0.8040		15.88	0.1739	47.89
Std Dev	0.2587	0.7089	0.3184		0.0411	0.0148	0.2754
RSD %	5.8	0.2	39.6		0.3	8.5	0.6

Lab Id: **CCV** Measure Date: **7/14/2017 1:31:22 PM**

Client Id:

Matrix	Weight	Volume	Pct Solid	Dilution	Factor	Units
	1	1	100	1	1.000	ppm

	Ag	Al	As	B	Ba	Be	Ca
Conc Mean	0.2324	0.9379	0.9620	0.9446	0.9509	0.9600	0.9949
Std Dev	0.0007	0.0072	0.0102	0.0072	0.0037	0.0048	0.0250
RSD %	0.3	0.8	1.1	0.8	0.4	0.5	2.5

	Cd	Co	Cr	Cu	Fe	K	Mg
Conc Mean	0.9597	0.9643	0.9586	0.9428	1.008	4.858	0.9627
Std Dev	0.0073	0.0038	0.0043	0.0050	0.0062	0.0342	0.0177
RSD %	0.8	0.4	0.4	0.5	0.6	0.7	1.8

	Mn	Mo	Na	Ni	Pb	Sb	Se
Conc Mean	0.9473	0.9288	4.837	0.9708	0.9384	0.9752	0.9615
Std Dev	0.0078	0.0185	0.0473	0.0059	0.0099	0.0099	0.0094
RSD %	0.8	2	1	0.6	1.1	1	1

	Sn	Ti	Tl	U	V	W	Zn
Conc Mean	0.9621	0.9607	0.9823		0.9683	0.0016	0.9332
Std Dev	0.0074	0.0018	0.0074		0.0023	0.0000	0.0053
RSD %	0.8	0.2	0.8		0.2	0	0.6

Lab Id: **CCB** Measure Date: **7/14/2017 1:34:22 PM**

Client Id:

Matrix	Weight	Volume	Pct Solid	Dilution	Factor	Units
	1	1	100	1	1.000	ppm

	Ag	Al	As	B	Ba	Be	Ca
Conc Mean	0.0001	# 0.0011	> 0.0066	0.0026	0.0001	0.0002	> 0.0207
Std Dev	0.0001	0.0005	0.0029	0.0009	0.0000	0.0000	0.0024
RSD %	100	45.5	43.9	34.6	0	0	11.6

	Cd	Co	Cr	Cu	Fe	K	Mg
Conc Mean	0.0001	0.0000	> 0.0011	0.0002	> 0.0083	-0.0185	0.0050
Std Dev	0.0000	0.0000	0.0002	0.0001	0.0001	0.0013	0.0010
RSD %	0		18.2	50	1.2	7	20

	Mn	Mo	Na	Ni	Pb	Sb	Se
Conc Mean	0.0002	> 0.0285	# -0.0571	-0.0002	-0.0012	0.0033	> 0.0216
Std Dev	0.0001	0.0123	0.0035	0.0002	0.0022	0.0031	0.0068
RSD %	50	43.2	6.1	100	183.3	93.9	31.5

	Sn	Ti	Tl	U	V	W	Zn
Conc Mean	0.0096	0.0049	-0.0009		0.0001	# 0.0007	-0.0005
Std Dev	0.0013	0.0002	0.0025		0.0002	0.0001	0.0002
RSD %	13.5	4.1	277.8		200	14.3	40

Lab Id: **BY54996** Measure Date: **7/14/2017 1:37:18 PM**

Client Id: **USB-1/S-3**

Matrix	Weight	Volume	Pct Solid	Dilution	Factor	Units
393271-SS-S10	0.7	50	80	1	89.29	ppm

	Ag	Al	As	B	Ba	Be	Ca
Conc Mean	-0.1755	> 5344	0.2994	2.302	11.47	0.3395	10070
Std Dev	0.0308	44.74	0.0512	0.0092	0.0301	0.0063	200.4
RSD %	17.5	0.8	17.1	0.4	0.3	1.9	2

	Cd	Co	Cr	Cu	Fe	K	Mg
Conc Mean	0.4389	5.907	8.142	5.103	> 13350	698.7	4014
Std Dev	0.0277	0.0312	0.1048	0.0351	115.4	8.669	12.26
RSD %	6.3	0.5	1.3	0.7	0.9	1.2	0.3

	Mn	Mo	Na	Ni	Pb	Sb	Se
Conc Mean	> 260.2	1.163	502.4	5.463	1.266	-0.1703	-2.022
Std Dev	2.311	0.4910	5.266	0.0701	0.0421	0.3712	0.3712
RSD %	0.9	42.2	1	1.3	3.3	218	18.4

	Sn	Ti	Tl	U	V	W	Zn
Conc Mean	3.725	> 616.7	# -3.838		25.68	0.1709	27.08
Std Dev	0.1222	4.727	0.4926		0.2052	0.0085	0.1212
RSD %	3.3	0.8	12.8		0.8	5	0.4

Lab Id: **BY54997** Measure Date: **7/14/2017 1:40:17 PM**

Client Id: **USB-2/S-2**

Matrix	Weight	Volume	Pct Solid	Dilution	Factor	Units
393271-SS-S11	0.77	50	84	1	77.30	ppm

	Ag	Al	As	B	Ba	Be	Ca
Conc Mean	-0.1389	> 6666	1.141	3.343	27.83	0.3886	8432
Std Dev	0.0200	22.69	0.2346	0.0924	0.0484	0.0018	230.5
RSD %	14.4	0.3	20.6	2.8	0.2	0.5	2.7

	Cd	Co	Cr	Cu	Fe	K	Mg
Conc Mean	0.3968	5.926	89.95	15.36	> 14050	1105	2824
Std Dev	0.0085	0.0400	0.5083	0.0286	151.7	5.477	9.852
RSD %	2.1	0.7	0.6	0.2	1.1	0.5	0.3

	Mn	Mo	Na	Ni	Pb	Sb	Se
Conc Mean	152.7	0.2692	823.7	6.528	22.40	0.3918	# -2.301
Std Dev	1.238	0.1785	8.315	0.0482	0.2215	0.0609	0.2757
RSD %	0.8	66.3	1	0.7	1	15.5	12

	Sn	Ti	Tl	U	V	W	Zn
Conc Mean	4.372	> 597.3	# -2.726		23.70	0.1746	50.38
Std Dev	0.0975	0.8565	0.4467		0.0473	0.0064	0.3153
RSD %	2.2	0.1	16.4		0.2	3.7	0.6

Lab Id: **CCV** Measure Date: **7/14/2017 1:54:14 PM**

Client Id:

Matrix	Weight	Volume	Pct Solid	Dilution	Factor	Units
	1	1	100	1	1.000	ppm

	Ag	Al	As	B	Ba	Be	Ca
Conc Mean	0.2400	0.9645	0.9990	0.9840	0.9821	0.9965	0.9845
Std Dev	0.0009	0.0016	0.0076	0.0014	0.0009	0.0027	0.0054
RSD %	0.4	0.2	0.8	0.1	0.1	0.3	0.5

	Cd	Co	Cr	Cu	Fe	K	Mg
Conc Mean	1.001	1.001	0.9928	0.9747	1.006	4.818	0.9841
Std Dev	0.0028	0.0033	0.0061	0.0032	0.0053	0.0148	0.0065
RSD %	0.3	0.3	0.6	0.3	0.5	0.3	0.7

	Mn	Mo	Na	Ni	Pb	Sb	Se
Conc Mean	0.9810	0.9726	4.827	1.006	0.9782	1.015	1.007
Std Dev	0.0059	0.0231	0.0139	0.0066	0.0124	0.0116	0.0105
RSD %	0.6	2.4	0.3	0.7	1.3	1.1	1

	Sn	Ti	Tl	U	V	W	Zn
Conc Mean	1.010	0.9924	1.006		1.002	0.0019	0.9669
Std Dev	0.0077	0.0018	0.0031		0.0044	0.0001	0.0065
RSD %	0.8	0.2	0.3		0.4	5.3	0.7

Lab Id: **CCB** Measure Date: **7/14/2017 1:57:10 PM**

Client Id:

Matrix	Weight	Volume	Pct Solid	Dilution	Factor	Units
	1	1	100	1	1.000	ppm

	Ag	Al	As	B	Ba	Be	Ca
Conc Mean	0.0000	# 0.0002	> 0.0059	0.0026	0.0001	0.0002	0.0032
Std Dev	0.0001	0.0006	0.0025	0.0004	0.0000	0.0000	0.0008
RSD %		300	42.4	15.4	0	0	25

	Cd	Co	Cr	Cu	Fe	K	Mg
Conc Mean	0.0002	-0.0001	0.0004	0.0007	-0.0007	-0.0224	0.0008
Std Dev	0.0000	0.0001	0.0002	0.0001	0.0004	0.0009	0.0001
RSD %	0	100	50	14.3	57.1	4	12.5

	Mn	Mo	Na	Ni	Pb	Sb	Se
Conc Mean	0.0001	> 0.0314	# -0.0371	0.0001	0.0016	> 0.0052	> 0.0213
Std Dev	0.0001	0.0136	0.0026	0.0003	0.0004	0.0019	0.0081
RSD %	100	43.3	7	300	25	36.5	38

	Sn	Ti	Tl	U	V	W	Zn
Conc Mean	0.0103	0.0037	0.0001		0.0000	# 0.0005	-0.0003
Std Dev	0.0026	0.0001	0.0028		0.0003	0.0002	0.0001
RSD %	25.2	2.7	2800			40	33.3

Lab Id: **CRDL** Measure Date: **7/14/2017 3:58:15 PM**

Client Id:

Matrix	Weight	Volume	Pct Solid	Dilution	Factor	Units
WM	1	1	100	1	1.000	ppm

	Ag	Al	As	B	Ba	Be	Ca
Conc Mean	0.0046	0.0473	0.0181	0.0470	0.0094	0.0047	0.0494
Std Dev	0.0001	0.0002	0.0009	0.0002	0.0001	0.0001	0.0003
RSD %	2.2	0.4	5	0.4	1.1	2.1	0.6

	Cd	Co	Cr	Cu	Fe	K	Mg
Conc Mean	0.0048	0.0048	0.0051	0.0045	0.0371	0.4634	0.0491
Std Dev	0.0001	0.0002	0.0003	0.0001	0.0006	0.0025	0.0003
RSD %	2.1	4.2	5.9	2.2	1.6	0.5	0.6

	Mn	Mo	Na	Ni	Pb	Sb	Se
Conc Mean	0.0050	0.0442	0.4488	0.0049	0.0084	0.0219	0.0445
Std Dev	0.0001	0.0018	0.0045	0.0003	0.0012	0.0022	0.0019
RSD %	2	4.1	1	6.1	14.3	10	4.3

	Sn	Ti	Tl	U	V	W	Zn
Conc Mean	0.0987	0.0498	0.0190		0.0103	# 0.0007	0.0133
Std Dev	0.0007	0.0007	0.0017		0.0001	0.0002	0.0001
RSD %	0.7	1.4	8.9		1	28.6	0.8

Lab Id: **ICSA** Measure Date: **7/14/2017 4:07:10 PM**

Client Id:

Matrix	Weight	Volume	Pct Solid	Dilution	Factor	Units
WM	1	1	100	1	1.000	ppm

	Ag	Al	As	B	Ba	Be	Ca
Conc Mean	-0.0001	27.54	-0.0002	0.0012	0.0004	0.0001	132.8
Std Dev	0.0001	0.0413	0.0027	0.0003	0.0000	0.0000	1.363
RSD %	100	0.1	1350	25	0	0	1

	Cd	Co	Cr	Cu	Fe	K	Mg
Conc Mean	0.0036	0.0006	-0.0019	0.0000	115.1	-0.0113	69.40
Std Dev	0.0001	0.0002	0.0003	0.0002	0.1621	0.0005	0.2266
RSD %	2.8	33.3	15.8		0.1	4.4	0.3

	Mn	Mo	Na	Ni	Pb	Sb	Se
Conc Mean	0.0011	0.0042	24.01	0.0000	-0.0024	-0.0110	-0.0205
Std Dev	0.0001	0.0032	0.2254	0.0004	0.0013	0.0011	0.0004
RSD %	9.1	76.2	0.9		54.2	10	2

	Sn	Ti	Tl	U	V	W	Zn
Conc Mean	0.0030	0.0012	-0.0021		-0.0005	0.0009	0.0184
Std Dev	0.0006	0.0001	0.0009		0.0003	0.0001	0.0001
RSD %	20	8.3	42.9		60	11.1	0.5

Lab Id: **ICSAB** Measure Date: **7/14/2017 4:10:08 PM**

Client Id:

Matrix	Weight	Volume	Pct Solid	Dilution	Factor	Units
WM	1	1	100	1	1.000	ppm

	Ag	Al	As	B	Ba	Be	Ca
Conc Mean	0.2840	27.63	0.9438	0.4686	0.2820	0.0931	134.5
Std Dev	0.0010	0.1186	0.0035	0.0022	0.0006	0.0004	1.499
RSD %	0.4	0.4	0.4	0.5	0.2	0.4	1.1

	Cd	Co	Cr	Cu	Fe	K	Mg
Conc Mean	0.2774	0.2860	0.2797	0.2916	115.5	21.36	69.37
Std Dev	0.0005	0.0016	0.0015	0.0010	0.7846	0.1319	0.1719
RSD %	0.2	0.6	0.5	0.3	0.7	0.6	0.2

	Mn	Mo	Na	Ni	Pb	Sb	Se
Conc Mean	0.1876	0.2692	24.28	0.2800	0.9445	0.9826	0.4518
Std Dev	0.0010	0.0036	0.1567	0.0017	0.0109	0.0067	0.0036
RSD %	0.5	1.3	0.6	0.6	1.2	0.7	0.8

	Sn	Ti	Tl	U	V	W	Zn
Conc Mean	-0.0004	0.9223	0.9671		0.2817	0.0009	0.3031
Std Dev	0.0008	0.0026	0.0115		0.0005	0.0002	0.0009
RSD %	200	0.3	1.2		0.2	22.2	0.3

Mercury Soil Digestion

HGSMPREP-393327 **QAQC Code** #QHG-SM **QAQC Sample #** BY54998 07/12/17 5:03 AM

Sample / C#	Acode	Dept	Initial Vol(mL)	Auto Block #	Final Vol (ml)	Cell #	Comments	Start Date	Finish Date	Initials
BY54998 **	BLK		0.64	3	40		(1)	07/12	07/12	Q/W
BY54998 ** - 1	DUP		0.65	3	40			07/12	07/12	Q/W
BY54998 **	LCS	VOA	0.63	3	40		1.0mL SP	07/12	07/12	Q/W
BY54998 **	LCSD		0.66	3	40		1.0mL SP	07/12	07/12	Q/W
BY54998 ** - 1	MS		0.66	3	40		1.0mL SP	07/12	07/12	Q/W
BY54991 ** - 1	HGSMPREP	ICP22 HG VOA	0.69	3	40			07/12	07/12	Q/W
BY54992 ** - 1	HGSMPREP	ICP22 HG VOA	0.68	3	40			07/12	07/12	Q/W
BY54993 ** - 1	HGSMPREP	ICP22 HG VOA	0.68	3	40			07/12	07/12	Q/W
BY54998 ** - 1	HGSMPREP	ICP22 HG VOA	0.61	3	40			07/12	07/12	Q/W
BY55924 ** - 0	HGSMPREP	ICP22 HG VOA	0.62	3	40			07/12	07/12	Q/W
BY55926 ** - 2	HGSMPREP	ICP22 HG VOA	0.65	3	40			07/12	07/12	Q/W
BY55927 ** - 3	HGSMPREP	ICP22 HG VOA	0.68	3	40			07/12	07/12	Q/W
BY56568 * - 4	HGSMPREP	ICP22 HG	0.60	3	40			07/12	07/12	Q/W
BY56610 ** - 1	HGSMPREP	ICP7 HG VOA	0.63	3	40			07/12	07/12	Q/W
BY56611 ** - 6	HGSMPREP	ICP7 HG VOA	0.67	3	40			07/12	07/12	Q/W
BY56672 * - 5	HGSMPREP	ICP22 HG VOA	0.67	3	40			07/12	07/12	Q/W
BY56711 * - 6	HGSMPREP	ICP10 HG VOA	0.69	3	40			07/12	07/12	Q/W
BY56712 * - 6	HGSMPREP	ICP10 HG VOA	0.67	3	40			07/12	07/12	Q/W
BY56713 * - 3	HGSMPREP	ICP10 HG VOA	0.64	3	40			07/12	07/12	Q/W
BY56714 * - 2	HGSMPREP	ICP10 HG VOA	0.62	3	40			07/12	07/12	Q/W
BY56828 * - 3	HGSMPREP	ICP22 HG	0.61	3	40			07/12	07/12	Q/W
BY56830 * - 2	HGSMPREP	ICP22 HG	0.61	3	40			07/12	07/12	Q/W
BY56832 * - 3	HGSMPREP	ICP22 HG	0.64	3	40			07/12	07/12	Q/W
BY56834 * - 3	HGSMPREP	ICP22 HG	0.69	3	40			07/12	07/12	Q/W
BY56836 * - 3	HGSMPREP	ICP22 HG	0.67	3	40			07/12	07/12	Q/W

QC Rpt Cmnt

Prep Comment

Post Comment BALANCE = TCLP TOP LOADER

Surrogate Id # --
Tracking #
Time In 7:10

Spike # IN VENT J2-HG02134
Tracking # AA04F
Time Out 7:40

LCSID # IN VENT J2-HG02134
Tracking # AA04F
Temp 95

Standards **Time Basic**

Vendor Id	Item ID	Phoenix Lot Number	Vendor Lot Number	Expiration Date
Fisher	Hydrochloric Acid	S#7GK	4116111	07/07/18
Fisher	Nitric Acid	S#7GV	1117020	07/11/18
Phoenix	AA - Mercury Standard 100ppb	AA04F	----------	08/06/17
Phoenix	AA - Mercury Standard 10ppm	AA03Q	----------	11/15/17
Phoenix	PREP - NACL HYDROXYLAMINE HYDROCHLORID	PREP08A	----------	06/28/18
Phoenix	PREP - POTASSIUM PERMANGANATE	PREP08J	----------	07/05/18

Mercury Soil Digestion

HGSMPREP-393328 **QAQC Code** #QHG-SM **QAQC Sample #** BY56554 07/12/17 5:03 AM

Sample / C#	Acode	Dept	Initial Vol(mL)	Auto Block #	Final Vol (ml)	Cell #	Comments	Start Date	Finish Date	Initials
BY56554 **	BLK		0.60	3	40		(2)	07/12	07/12	W/Q
BY56554 ** - 5	DUP		0.64	3	40			07/12	07/12	W/Q
BY56554 **	LCS		0.65	3	40		1.0mL SP	07/12	07/12	W/Q
BY56554 **	LCSD		0.66	3	40		1.0mL SP	07/12	07/12	W/Q
BY56554 ** - 5	MS	VOA	0.64	3	40		1.0mL SP	07/12	07/12	W/Q
BY54994 ** - 1	HGSMPREP	ICP22 HG VOA	0.64	3	40			07/12	07/12	W/Q
BY54995 ** - 1	HGSMPREP	ICP22 HG VOA	0.63	3	40			07/12	07/12	W/Q
BY54996 ** - 1	HGSMPREP	ICP22 HG VOA	0.60	3	40			07/12	07/12	W/Q
BY54997 ** - 3	HGSMPREP	ICP22 HG VOA	0.69	3	40			07/12	07/12	W/Q
BY56554 ** - 5	HGSMPREP	ICP22 HG VOA	0.68	3	40			07/12	07/12	W/Q
BY56555 ** - 5	HGSMPREP	ICP22 HG VOA	0.65	3	40			07/12	07/12	W/Q
BY56662 ** - 4	HGSMPREP	ICP7 HG VOA	0.68	3	40			07/12	07/12	W/Q
BY56663 ** - 5	HGSMPREP	ICP7 HG VOA	0.67	3	40			07/12	07/12	W/Q
BY56673 ** - 1	HGSMPREP	ICP23 HG VOA	0.67	3	40			07/12	07/12	W/Q
BY56674 ** - 1	HGSMPREP	ICP23 HG VOA	0.62	3	40			07/12	07/12	W/Q
BY56675 ** - 4	HGSMPREP	ICP23 HG VOA	0.61	3	40			07/12	07/12	W/Q
BY56676 ** - 6	HGSMPREP	ICP23 HG VOA	0.61	3	40			07/12	07/12	W/Q
BY56677 ** - 4	HGSMPREP	ICP23 HG	0.60	3	40			07/12	07/12	W/Q
BY56679 ** - 3	HGSMPREP	ICP23 HG	0.68	3	40			07/12	07/12	W/Q
BY56680 ** - 5	HGSMPREP	ICP23 HG	0.67	3	40			07/12	07/12	W/Q
BY56683 ** - 1	HGSMPREP	ICP23 HG	0.60	3	40			07/12	07/12	W/Q
BY56685 ** - 4	HGSMPREP	ICP23 HG	0.64	3	40			07/12	07/12	W/Q
BY56687 ** - 2	HGSMPREP	ICP23 HG	0.68	3	40			07/12	07/12	W/Q
BY56689 ** - 4	HGSMPREP	ICP23 HG	0.60	3	40			07/12	07/12	W/Q
BY56691 ** - 1	HGSMPREP	ICP23 HG	0.66	3	40			07/12	07/12	W/Q

QC Rpt Cmnt

Prep Comment

Post Comment BALANCE = TCLP TOP LOADER

Surrogate Id # --

Spike # IN VENT J2-HG02134

LCSID # IN VENT J2-HG02134

Tracking #

Tracking # AA04F

Tracking # AA04F

Time In 8:15

Time Out 8:45

Temp 95

Standards **Time Basic**

Vendor Id	Item ID	Phoenix Lot Number	Vendor Lot Number	Expiration Date
Fisher	Hydrochloric Acid	S#7GK	4116111	07/07/18
Fisher	Nitric Acid	S#7GV	1117020	07/11/18
Phoenix	AA - Mercury Standard 100ppb	AA04F	----------	08/06/17
Phoenix	AA - Mercury Standard 10ppm	AA03Q	----------	11/15/17
Phoenix	PREP - NACL HYDROXYLAMINE HYDROCHLORID	PREP08A	----------	06/28/18
Phoenix	PREP - POTASSIUM PERMANGANATE	PREP08J	----------	07/05/18

Total Metals Digest, Soils

TMD-SM-393271 **QAQC Code** #Q$ICP-SM **QAQC Sample #** BY54998 07/11/17 5:29 PM

Sample / C#	Acode	Dept	Initial Vol(mL)	Auto Block #	Final Vol (ml)	IPH	Comments	Start Date	Finish Date	Initials
BY54998 **	BLK	ICP22, VOA	0.81	VUL	50		3	07/11	07/12	L/AG
BY54998 **	LCS		0.266	VUL	50			07/11	07/12	L/AG
BY54998 ** - 1	MS		0.73	VUL	50		1 Ml of ea	07/11	07/12	L/AG
BY54998 ** - 1	DUP		0.71	VUL	50			07/11	07/12	L/AG
BY56660 ** - 3	TMD-SM	ICP3	0.75	VUL	50			07/11	07/12	L/AG
BY56661 ** - 9	TMD-SM	ICP3	0.78	VUL	50			07/11	07/12	L/AG
BY56662 ** - 4	TMD-SM	ICP7 HG	0.84	VUL	50			07/11	07/12	L/AG
BY56663 ** - 5	TMD-SM	ICP7 HG	0.84	VUL	50			07/11	07/12	L/AG
BY54991 ** - 1	TMD-SM	ICP22 HG	0.75	VUL	50			07/11	07/12	L/AG
BY54992 ** - 1	TMD-SM	ICP22 HG	0.78	VUL	50			07/11	07/12	L/AG
BY54993 ** - 1	TMD-SM	ICP22 HG	0.73	VUL	50			07/11	07/12	L/AG
BY54994 ** - 1	TMD-SM	ICP22 HG	0.77	VUL	50			07/11	07/12	L/AG
BY54995 ** - 1	TMD-SM	ICP22 HG	0.78	VUL	50			07/11	07/12	L/AG
BY54996 ** - 1	TMD-SM	ICP22 HG	0.70	VUL	50			07/11	07/12	L/AG
BY54997 ** - 1	TMD-SM	ICP22 HG	0.77	VUL	50			07/11	07/12	L/AG
BY54998 ** - 1	TMD-SM	ICP22 HG	0.74	VUL	50			07/11	07/12	L/AG
BY56570 * - 1	TMD-SM	ICP22 HG	0.76	VUL	50			07/11	07/12	L/AG
BY56838 - 1	TMD-SM	ICP22 HG	0.74	VUL	50			07/11	07/12	L/AG
BY56840 - 1	TMD-SM	ICP22 HG	0.84	VUL	50			07/11	07/12	L/AG
BY56842 - 1	TMD-SM	ICP22 HG	0.75	VUL	50			07/11	07/12	L/AG
BY56844 - 3	TMD-SM	ICP22 HG	0.85	VUL	50			07/11	07/12	L/AG
BY56846 - 1	TMD-SM	ICP12 HG	0.75	VUL	50			07/11	07/12	L/AG

QC Rpt Cmnt

Prep Comment Metals: Ag16, Al15, As16, Ba15, Be16, Ca15, Cd16, Co15, Cr16, Cu18, Fe15, K15, Mg15, Mn15, Na15, Ni18, Pb16, Sb16, Se16, Tl16, V15, Zn18 ||

Post Comment

Surrogate Id # **Tracking #** **Time In** 19:30

Spike # **Tracking #** **Time Out** 1:30

LCSID # *D090 **Tracking #** **Temp** 95c

Standards **Time Basic**

Vendor Id	Item ID	Phoenix Lot Number	Vendor Lot Number	Expiration Date
Absolute Stand	Zirconium (Zr)			
Brand-Nu	Hydrogen Peroxide 30% (6x500ml)	S#79S	0424W08	12/08/17
ERA	Metals In Soil	S#3UL	D090-540	01/31/19
Fisher	Hydrochloric Acid	S#7GJ	4116111	07/11/18
Fisher	Nitric Acid	S#7OX	1116111	07/11/18
Inorganic Vent	Second Source 1	S#6VZ	J2-MEB582147	07/11/18
Inorganic Vent	Second Source 2	S#6W4	K2-MEB650697	07/11/18

PHOENIX
Environmental Laboratories, Inc.

587 East Middle Turnpike, P.O. Box 370, Manchester, CT 06040
Telephone: 860.645.1102 • Fax: 860.645.0823

NY ANALYTICAL SERVICES PROTOCOL DATA PACKAGE

NETC

125 BATH STREET

GBY76292

Ver 1

Data Package Table of Contents

GBY76292 Analytical Report 14
- Cover Letter 14
- Project Summary 15
- SDG Comments 24
- Analytical Report 25
- QA/QC Report 72
- Sample Criteria Audit Report 83
- NY Temp Narration 84
- COC-GBY76292.pdf 85

GBY76292 Semi-Volatiles Soil V1 86
- Organic Flags 87
- Non-Conformance Summary 88
- Monitoring Compound Recovery (Form 2) 90
- Spike Recovery (Form 3) 91
  - BY76292 LCS/LCSD 91
  - BY76292 MS/MSD 95
- Method Blank Summary (Form 4) 99
- Tune Summary (Form 5) 100
  - CHEM25 - 0720_01.D 100
  - CHEM25 - 0801_03.D 102
- Internal Standard (Form 8) 104
  - CHEM25 - 07/20/17 07:30 104
  - CHEM25 - 08/01/17 19:03 106
- Analysis Data Sheet (Form 1) 108
- Initial Calibration Summary (Form 6) 123
- Continuing Calibration Summary (Form 7) 169
  - CHEM25 - 08/01/17 18:41 Benzidine 169
  - CHEM25 - 08/01/17 19:03 171
  - CHEM25 - 08/01/17 23:15 179
- Analysis Data Sheet QC (Form 1) 187
  - BY76292 LCS 187
  - BY76292 LCSD 193
  - BY76292 MS 199
  - BY76292 BLANK 205
- Injection Log 210
  - Injection Log - CHEM25 07/20/17 210

Injection Log - CHEM25 08/01/17 211
Prep Batch Report 212
GBY76292 Semi-Volatiles Water V1 213
Organic Flags 214
Non-Conformance Summary 215
Monitoring Compound Recovery (Form 2) 219
Spike Recovery (Form 3) 221
BY76293 LCS/LCSD 221
BY76293 MS/MSD 225
Method Blank Summary (Form 4) 229
BY76293 BLK - Batch 396033 08/02/17 09:22 229
BY76293 BLK - Batch 396033 08/02/17 19:05 230
Tune Summary (Form 5) 231
CHEM06 - 0724_01.D 231
CHEM06 - 0802_03.D 233
CHEM07 - 0725_01.D 235
CHEM07 - 0802_01.D 237
CHEM25 - 0720_01.D 239
CHEM25 - 0803_01.D 241
Internal Standard (Form 8) 243
CHEM06 - 07/24/17 08:32 243
CHEM06 - 08/02/17 18:41 245
CHEM07 - 07/25/17 12:34 247
CHEM07 - 08/02/17 08:27 249
CHEM25 - 07/20/17 07:30 251
CHEM25 - 08/03/17 08:48 253
Analysis Data Sheet (Form 1) 255
BY76293 / BB-2 255
BY76294 / BB-2 DUP 263
BY76295 / MW-6 271
BY76297 / NE-1 283
BY76298 / B4-1 290
BY76299 / NW-1 302
Initial Calibration Summary (Form 6) 309
CHEM06 - 07/24/17 309
CHEM07 - 07/25/17 354
CHEM25 - 07/20/17 372
Continuing Calibration Summary (Form 7) 417

CHEM06 - 08/02/17 18:17 Benzidine 417
CHEM06 - 08/02/17 18:41 419
CHEM06 - 08/03/17 05:20 426
CHEM07 - 08/02/17 08:27 433
CHEM07 - 08/02/17 21:15 437
CHEM25 - 08/03/17 08:26 Benzidine 441
CHEM25 - 08/03/17 08:48 443
CHEM25 - 08/03/17 19:33 450
Analysis Data Sheet QC (Form 1) 457
BY76293 LCS 457
BY76293 MS 465
BY76293 MSD 473
BY76293 BLANK 481
Injection Log 490
Injection Log - CHEM06 07/24/17 490
Injection Log - CHEM06 08/02/17 491
Injection Log - CHEM07 07/25/17 492
Injection Log - CHEM07 08/02/17 493
Injection Log - CHEM25 07/20/17 494
Injection Log - CHEM25 08/03/17 495
Prep Batch Report 496
GBY76292 Volatiles Soil V1 497
Organic Flags 498
Non-Conformance Summary 499
Monitoring Compound Recovery (Form 2) 501
BY75710 - Batch 396291 501
BY76292 - Batch 396293 502
Spike Recovery (Form 3) 503
BY75710 LCS/LCSD 503
BY76292 LCS/LCSD 507
BY76292 MS/MSD 508
Method Blank Summary (Form 4) 509
BY75710 BLK - Batch 396291 08/02/17 12:07 509
BY76292 BLK - Batch 396293 08/01/17 20:19 510
Tune Summary (Form 5) 511
CHEM18 - 0801M08.D 511
CHEM18 - 0801M17.D 513
CHEM18 - 0802M02.D 515

Internal Standard (Form 8) 517
CHEM18 - 08/01/17 14:18 517
CHEM18 - 08/01/17 17:01 519
CHEM18 - 08/02/17 09:04 521
Analysis Data Sheet (Form 1) 523
BY76292 / G CREEK STG BLD 523
BY76292 / G CREEK STG BLD 50X 529
Initial Calibration Summary (Form 6) 534
Continuing Calibration Summary (Form 7) 559
CHEM18 - 08/01/17 17:01 559
CHEM18 - 08/02/17 04:27 567
CHEM18 - 08/02/17 09:04 575
CHEM18 - 08/02/17 19:31 583
Analysis Data Sheet QC (Form 1) 591
BY75710 LCS 591
BY75710 LCSD 596
BY75710 BLANK 601
BY76292 LCS 609
BY76292 LCSD 614
BY76292 MS 619
BY76292 MSD 624
BY76292 BLANK 629
Injection Log 637
Injection Log - CHEM18 08/01/17 637
Injection Log - CHEM18 08/02/17 638
GBY76292 Volatiles Water V1 639
Organic Flags 640
Non-Conformance Summary 641
Monitoring Compound Recovery (Form 2) 643
Spike Recovery (Form 3) 644
BY76293 LCS/LCSD 644
BY76293 MS/MSD 648
Method Blank Summary (Form 4) 652
Tune Summary (Form 5) 653
CHEM02 - 0803P09.D 653
CHEM02 - 0803P19.D 655
Internal Standard (Form 8) 657
CHEM02 - 08/03/17 13:14 657

CHEM02 - 08/03/17 15:15 659
Analysis Data Sheet (Form 1) 661
BY76293 / BB-2 661
BY76294 / BB-2 DUP 666
BY76295 / MW-6 671
BY76297 / NE-1 676
BY76298 / B4-1 681
BY76299 / NW-1 687
BY76300 / TRIP BLANK 693
Initial Calibration Summary (Form 6) 697
Continuing Calibration Summary (Form 7) 719
CHEM02 - 08/03/17 15:15 719
CHEM02 - 08/04/17 01:56 727
Analysis Data Sheet QC (Form 1) 735
BY76293 LCS 735
BY76293 LCSD 740
BY76293 MS 745
BY76293 MSD 750
BY76293 BLANK 755
Injection Log 760
GBY76292 PCBs Soil V1 761
Organic Flags 762
Non-Conformance Summary 763
Monitoring Compound Recovery (Form 2) 765
Spike Recovery (Form 3) 766
BY76292 LCS/LCSD 766
BY76292 MS/MSD 767
Method Blank Summary (Form 4) 768
Analytical Sequence (Form 8) 769
ECD1 - 07/18/17 769
ECD1 - 08/02/17 771
ECD1 - 08/03/17 773
Analysis Data Sheet (Form 1) 775
Initial Calibration Summary (Form 6) 780
ECD1 - 07/18/17 780
ECD1 - 07/18/17 Method 784
ECD1 - 07/18/17 - 718018 820
ECD1 - 07/18/17 - 718019 822

ECD1 - 07/18/17 - 718020 824
ECD1 - 07/18/17 - 718021 826
ECD1 - 07/18/17 - 718022 828
ECD1 - 07/18/17 - 718023 830
ECD1 - 07/18/17 - 718024 832
ECD1 - 07/18/17 - 718025 834
PCB Patterns 836
Continuing Calibration Summary (Form 7) 850
ECD1 - 08/02/17 - 802002 850
ECD1 - 08/02/17 - 802003 854
ECD1 - 08/02/17 - 802021 858
ECD1 - 08/02/17 - 802022 862
ECD1 - 08/02/17 - 802033 866
ECD1 - 08/02/17 - 802034 870
ECD1 - 08/03/17 - 802045 874
ECD1 - 08/03/17 - 802046 878
Analysis Data Sheet QC (Form 1) 882
BY76292 LCS 882
BY76292 LCSD 887
BY76292 MS 892
BY76292 MSD 897
BY76292 BLANK 902
Prep Batch Report 906
GBY76292 PCBs Water V1 907
Organic Flags 908
Non-Conformance Summary 909
Monitoring Compound Recovery (Form 2) 911
Spike Recovery (Form 3) 912
BY76293 LCS/LCSD 912
BY76293 MS/MSD 913
BY76573 LCS/LCSD 914
Method Blank Summary (Form 4) 915
Analytical Sequence (Form 8) 917
CL_ECD1 - 07/25/17 917
CL_ECD1 - 08/02/17 919
ECD1 - 07/18/17 923
ECD1 - 08/03/17 925
Analysis Data Sheet (Form 1) 927

BY76293 / BB-2 927
BY76294 / BB-2 DUP 931
BY76296 / MW-6 935
BY76297 / NE-1 939
BY76298 / B4-1 943
BY76299 / NW-1 947
Initial Calibration Summary (Form 6) 951
ECD1 - 07/18/17 951
ECD1 - 07/18/17 Method 955
ECD1 - 07/18/17 - 718018 991
ECD1 - 07/18/17 - 718019 993
ECD1 - 07/18/17 - 718020 995
ECD1 - 07/18/17 - 718021 997
ECD1 - 07/18/17 - 718022 999
ECD1 - 07/18/17 - 718023 1001
ECD1 - 07/18/17 - 718024 1003
ECD1 - 07/18/17 - 718025 1005
CL_ECD1 - 07/25/17 1007
CL_ECD1 - 07/25/17 Method 1011
CL_ECD1 - 07/25/17 - 725022 1047
CL_ECD1 - 07/25/17 - 725023 1049
CL_ECD1 - 07/25/17 - 725024 1051
CL_ECD1 - 07/25/17 - 725025 1053
CL_ECD1 - 07/25/17 - 725026 1055
CL_ECD1 - 07/25/17 - 725027 1057
CL_ECD1 - 07/25/17 - 725028 1059
CL_ECD1 - 07/25/17 - 725029 1061
PCB Patterns 1063
Continuing Calibration Summary (Form 7) 1077
CL_ECD1 - 08/02/17 - 802018 1077
CL_ECD1 - 08/02/17 - 802019 1081
CL_ECD1 - 08/02/17 - 802031 1085
CL_ECD1 - 08/02/17 - 802032 1089
CL_ECD1 - 08/03/17 - 802043 1093
CL_ECD1 - 08/03/17 - 802044 1097
ECD1 - 08/03/17 - 802062 1101
ECD1 - 08/03/17 - 802063 1105
ECD1 - 08/03/17 - 802086 1109

ECD1 - 08/03/17 - 802087 1113
Analysis Data Sheet QC (Form 1) 1117
BY76293 LCS 1117
BY76293 LCSD 1122
BY76293 MS 1127
BY76293 MSD 1132
BY76293 BLANK 1137
BY76573 LCS 1141
BY76573 LCSD 1146
BY76573 BLANK 1151
Prep Batch Report 1155
GBY76292 Pesticides Soil V1 1157
Organic Flags 1158
Non-Conformance Summary 1159
Monitoring Compound Recovery (Form 2) 1161
Spike Recovery (Form 3) 1162
BY76292 LCS/LCSD 1162
BY76292 MS/MSD 1163
Method Blank Summary (Form 4) 1164
Analytical Sequence (Form 8) 1165
ECD10 - 07/24/17 1165
ECD10 - 08/02/17 1167
ECD4 - 07/25/17 1169
ECD4 - 08/03/17 1171
Analysis Data Sheet (Form 1) 1173
Initial Calibration Summary (Form 6) 1177
ECD10 - 07/24/17 1177
ECD10 - 07/24/17 Method 1181
ECD10 - 07/24/17 - 724008 1237
ECD10 - 07/24/17 - 724009 1239
ECD10 - 07/24/17 - 724010 1241
ECD10 - 07/24/17 - 724011 1243
ECD10 - 07/24/17 - 724012 1245
ECD10 - 07/24/17 - 724013 1247
ECD10 - 07/24/17 - 724014 1249
ECD10 - 07/24/17 - 724015 1251
ECD4 - 07/25/17 1255
ECD4 - 07/25/17 Method 1259

ECD4 - 07/25/17 - 725032 1317
ECD4 - 07/25/17 - 725033 1319
ECD4 - 07/25/17 - 725034 1321
ECD4 - 07/25/17 - 725035 1323
ECD4 - 07/25/17 - 725036 1325
ECD4 - 07/25/17 - 725037 1327
ECD4 - 07/25/17 - 725038 1329
ECD4 - 07/25/17 - 725039 1331
Continuing Calibration Summary (Form 7) 1335
ECD10 - 08/02/17 - 802012 1335
ECD10 - 08/02/17 - 802011 1339
ECD10 - 08/02/17 - 802013 1343
ECD10 - 08/02/17 - 802025 1347
ECD10 - 08/02/17 - 802026 1351
ECD4 - 08/03/17 - 803018 1355
ECD4 - 08/03/17 - 803017 1359
ECD4 - 08/03/17 - 803019 1363
ECD4 - 08/03/17 - 803030 1367
ECD4 - 08/03/17 - 803031 1371
ECD10 - - 802006 1375
ECD10 - - 802007 1377
ECD4 - - 803006 1379
ECD4 - - 803007 1381
Analysis Data Sheet QC (Form 1) 1383
BY76292 LCS 1383
BY76292 LCSD 1388
BY76292 MS 1393
BY76292 MSD 1398
BY76292 BLANK 1403
Prep Batch Report 1407
GBY76292 Pesticides Water V1 1408
Organic Flags 1409
Non-Conformance Summary 1410
Monitoring Compound Recovery (Form 2) 1412
Spike Recovery (Form 3) 1413
BY76293 LCS/LCSD 1413
BY76293 MS/MSD 1414
Method Blank Summary (Form 4) 1415

Analytical Sequence (Form 8) 1416
ECD4 - 07/25/17 1416
ECD4 - 08/02/17 1418
Analysis Data Sheet (Form 1) 1420
BY76293 / BB-2 1420
BY76294 / BB-2 DUP 1424
BY76296 / MW-6 1428
BY76297 / NE-1 1432
BY76298 / B4-1 1436
BY76299 / NW-1 1440
Initial Calibration Summary (Form 6) 1444
ECD4 - 07/25/17 1444
ECD4 - 07/25/17 Method 1448
ECD4 - 07/25/17 - 725032 1506
ECD4 - 07/25/17 - 725033 1508
ECD4 - 07/25/17 - 725034 1510
ECD4 - 07/25/17 - 725035 1512
ECD4 - 07/25/17 - 725036 1514
ECD4 - 07/25/17 - 725037 1516
ECD4 - 07/25/17 - 725038 1518
ECD4 - 07/25/17 - 725039 1520
Continuing Calibration Summary (Form 7) 1524
ECD4 - 08/02/17 - 802004 1524
ECD4 - 08/02/17 - 802003 1528
ECD4 - 08/02/17 - 802005 1532
ECD4 - 08/02/17 - 802027 1536
ECD4 - 08/02/17 - 802031 1540
ECD4 - - 802006 1544
ECD4 - - 802007 1546
Analysis Data Sheet QC (Form 1) 1548
BY76293 LCS 1548
BY76293 LCSD 1553
BY76293 MS 1558
BY76293 MSD 1563
BY76293 BLANK 1568
Prep Batch Report 1572
GBY76292 Metals Soil V1 1573
Inorganic Flags 1574

Non-Conformance Summary 1575
Analysis Data Sheet (Form 1) 1577
Initial Calibration Summary (Form 2) 1578
Blanks (Form 3) 1586
Interference Check (Form 4) 1589
Spike Sample (Form 5) 1591
Duplicates (Form 6) 1593
Laboratory Control Sample (Form 7) 1595
Serial Dilution (Form 9) 1597
Detection Limits (Form 10) 1598
Interelement Correction (Form 11) 1600
Linear Ranges (Form 12) 1601
Preparation Log (Form 13) 1602
Analysis Run Log (Form 14) 1604
ARCOS 08/02/17 12:00 AM 1604
ARCOS 08/03/17 12:00 AM 1605
MERLIN 08/02/17 12:00 AM 1606
Metals Raw Data 1607
Prep Batch Report 1650
GBY76292 Metals Water V1 1652
Inorganic Flags 1653
Non-Conformance Summary 1654
Analysis Data Sheet (Form 1) 1655
BY76293 1655
BY76294 1656
BY76296 1657
BY76297 1658
BY76298 1659
BY76299 1660
Initial Calibration Summary (Form 2) 1661
Blanks (Form 3) 1695
Interference Check (Form 4) 1710
Spike Sample (Form 5) 1715
Duplicates (Form 6) 1721
Laboratory Control Sample (Form 7) 1727
Serial Dilution (Form 9) 1733
Detection Limits (Form 10) 1735
Interelement Correction (Form 11) 1738

Linear Ranges (Form 12) 1739
Preparation Log (Form 13) 1740
Analysis Run Log (Form 14) 1746
BLUE 08/03/17 12:00 AM 1746
BLUE 08/04/17 12:00 AM 1747
BLUE 08/07/17 12:00 AM 1749
BLUE 08/08/17 12:00 AM 1750
MERLIN 08/02/17 12:00 AM 1751
MERLIN 08/03/17 12:00 AM 1752
PE600-1 08/03/17 12:00 AM 1753
PE600-1 08/04/17 12:00 AM 1755
PE600-1 08/07/17 12:00 AM 1758
PE600-1 08/08/17 12:00 AM 1759
Metals Raw Data 1760
Prep Batch Report 1891

PHOENIX
Environmental Laboratories, Inc.

Friday, August 18, 2017

Attn: Mr. Rob Gray
NETC
PO Box 2167
Ballston Spa, NY 12020

Project ID: 125 BATH STREET
Sample ID#s: BY76292 - BY76300

This laboratory is in compliance with the NELAC requirements of procedures used except where indicated.

This report contains results for the parameters tested, under the sampling conditions described on the Chain Of Custody, as received by the laboratory. This report is incomplete unless all pages indicated in the pagination at the bottom of the page are included.

All soils, solids and sludges are reported on a dry weight basis unless otherwise noted in the sample comments.

A scanned version of the COC form accompanies the analytical report and is an exact duplicate of the original.

If you have any questions concerning this testing, please do not hesitate to contact Phoenix Client Services at ext. 200.

Sincerely yours,

Phyllis Shiller
Laboratory Director

NELAC - #NY11301
CT Lab Registration #PH-0618
MA Lab Registration #M-CT007
ME Lab Registration #CT-007
NH Lab Registration #213693-A,B
NJ Lab Registration #CT-003
NY Lab Registration #11301
PA Lab Registration #68-03530
RI Lab Registration #63
VT Lab Registration #VT11301

Environmental Laboratories, Inc.
587 East Middle Turnpike, P.O.Box 370, Manchester, CT 06045
Tel. (860) 645-1102 Fax (860) 645-0823

ACCREDITED IN ACCORDANCE WITH nelac NY # 11301

NY ANALYTICAL SERVICES PROTOCOL
DATA PACKAGE

Client: NETC

Project: 125 BATH STREET

Laboratory Project: GBY76292

Environmental Laboratories, Inc.
587 East Middle Turnpike, P.O.Box 370, Manchester, CT 06040
Tel. (860) 645-1102 Fax (860) 645-0823

NY # 11301

NY Analytical Services Protocol Format

August 18, 2017 **SDG I.D.: GBY76292**

NETC 125 BATH STREET

Methodology Summary

Accelerated Solvent Extraction (ASE)

Soil Sample - USEPA SW-846 Test Methods for Evaluating Solid Waste Physical/Chemical Methods 3rd Ed.Update III, Method 3545A.

Mercury

Methods for Chemical Analyses of Water and Wastes, EPA, Environmental Monitoring Systems Laboratory Cincinnati (EMSL-CL), EPA-600/4-79-020, method 245.1
USEPA SW-846 Test Methods for Evaluating Solid Waste Physical/Chemical Methods Update III, 7470A.

Mercury Prep

Soil Sample - USEPA SW-846 Test Methods for Evaluating Solid Waste Physical/Chemical Methods 3rd Ed. Update IV, Method 7471B.

Metals

ICP :
USEPA SW-846 Test Methods for Evaluating Solid Waste Physical/Chemical Methods 3rd Ed. Update IV, Method 6010C.
Mercury:
USEPA SW-846 Test Methods for Evaluating Solid Waste Physical/Chemical Methods Update III, 7471

Pesticides:

USEPA SW-846 Test Methods for Evaluating Solid Waste Physical/Chemical Methods 3rd Ed. Update IV, Method 8081B.

Polychlorinated Biphenyls (PCBs)/Pesticides:

Environmental Protection Agency, EPA-600/4-79-020, Revised March 1983 (Methods 608) as printed in 40CFR part 136.

Polychlorinated Biphenyls (PCBs):

USEPA SW-846 Test Methods for Evaluating Solid Waste Physical/Chemical Methods 3rd Ed. Update IV, Method 8082A.

Semivolatile Organic Compounds

USEPA SW-846 Test Methods for Evaluating Solid Waste Physical/Chemical Methods 3rd Ed. Update IV, Method 8270D.

Semi-volatiles analysis

Environmental Laboratories, Inc.
587 East Middle Turnpike, P.O.Box 370, Manchester, CT 06040
Tel. (860) 645-1102 Fax (860) 645-0823

ACCREDITED IN ACCORDANCE WITH nelac NY # 11301

NY Analytical Services Protocol Format

August 18, 2017 **SDG I.D.: GBY76292**

NETC 125 BATH STREET

USEPA SW-846 Test Methods for Evaluating Solid Waste Physical/Chemical Methods 3rd Ed. Update IV, Method 8270D (SIM - selective ion monitoring mode).

Volatile Organic Compounds:

USEPA SW-846 Test Methods for Evaluating Solid Waste Physical/Chemical Methods 3rd Ed.Update III, Method 8260C and Environmental Protection Agency, EPA-600/4-79-020, Revised March 1983 (Methods 624) as printed in 40CFR part 136.

Sample Id Cross Reference

Client Id	Lab Id	Matrix
G CREEK STG BLD	BY76292	SOIL
BB-2	BY76293	GROUND WATER
BB-2 DUP	BY76294	GROUND WATER
MW-6	BY76295	GROUND WATER
MW-6	BY76296	GROUND WATER
NE-1	BY76297	GROUND WATER
B4-1	BY76298	GROUND WATER
NW-1	BY76299	GROUND WATER
TRIP BLANK	BY76300	GROUND WATER

Environmental Laboratories, Inc.
587 East Middle Turnpike, P.O.Box 370, Manchester, CT 06040
Tel. (860) 645-1102 Fax (860) 645-0823

ACCREDITED IN ACCORDANCE WITH nelac NY # 11301

NY Analytical Services Protocol Format

August 18, 2017 **SDG I.D.: GBY76292**

NETC 125 BATH STREET

Laboratory Chronicle

The samples in this delivery group were received at 3.1°C.

Sample	Analysis	Collection Date	Prep Date	Analysis Date	Analyst	Hold Time Met
BY76292	Aluminum	07/31/17	08/01/17	08/02/17	LK	Y
BY76292	Antimony	07/31/17	08/01/17	08/02/17	MA	Y
BY76292	Arsenic	07/31/17	08/01/17	08/02/17	LK	Y
BY76292	Barium	07/31/17	08/01/17	08/02/17	LK	Y
BY76292	Beryllium	07/31/17	08/01/17	08/02/17	LK	Y
BY76292	Cadmium	07/31/17	08/01/17	08/02/17	LK	Y
BY76292	Calcium	07/31/17	08/01/17	08/03/17	MA	Y
BY76292	Chromium	07/31/17	08/01/17	08/02/17	LK	Y
BY76292	Client MS/MSD	07/31/17	08/02/17	08/02/17		Y
BY76292	Cobalt	07/31/17	08/01/17	08/02/17	LK	Y
BY76292	Copper	07/31/17	08/01/17	08/02/17	LK	Y
BY76292	Field Extraction	07/31/17	07/31/17	07/31/17		Y
BY76292	Iron	07/31/17	08/01/17	08/03/17	MA	Y
BY76292	Lead	07/31/17	08/01/17	08/02/17	LK	Y
BY76292	Magnesium	07/31/17	08/01/17	08/02/17	LK	Y
BY76292	Manganese	07/31/17	08/01/17	08/02/17	LK	Y
BY76292	Mercury	07/31/17	08/02/17	08/02/17	RS	Y
BY76292	Nickel	07/31/17	08/01/17	08/02/17	LK	Y
BY76292	Percent Solid	07/31/17	08/01/17	08/01/17	Q	Y
BY76292	Pesticides - Soil	07/31/17	08/01/17	08/03/17	CW	Y
BY76292	Polychlorinated Biphenyls	07/31/17	08/01/17	08/03/17	AW	Y
BY76292	Potassium	07/31/17	08/01/17	08/02/17	LK	Y
BY76292	Selenium	07/31/17	08/01/17	08/02/17	LK	Y
BY76292	Semivolatiles	07/31/17	08/01/17	08/01/17	D/P	Y
BY76292	Silver	07/31/17	08/01/17	08/02/17	LK	Y
BY76292	Sodium	07/31/17	08/01/17	08/02/17	LK	Y
BY76292	Thallium	07/31/17	08/01/17	08/02/17	LK	Y
BY76292	Vanadium	07/31/17	08/01/17	08/02/17	LK	Y
BY76292	Volatiles	07/31/17	08/02/17	08/02/17	JLI	Y
BY76292	Zinc	07/31/17	08/01/17	08/02/17	LK	Y
BY76293	Aluminum	07/31/17	08/02/17	08/04/17	MA	Y
BY76293	Antimony	07/31/17	08/02/17	08/03/17	RS	Y

Environmental Laboratories, Inc.
587 East Middle Turnpike, P.O.Box 370, Manchester, CT 06040
Tel. (860) 645-1102 Fax (860) 645-0823

ACCREDITED IN ACCORDANCE WITH nelac NY # 11301

NY Analytical Services Protocol Format

August 18, 2017 **SDG I.D.: GBY76292**

NETC 125 BATH STREET

BY76293	Arsenic - LDL	07/31/17	08/02/17	08/03/17	LK	Y
BY76293	Barium	07/31/17	08/02/17	08/03/17	LK	Y
BY76293	Beryllium	07/31/17	08/02/17	08/03/17	LK	Y
BY76293	Cadmium	07/31/17	08/02/17	08/03/17	LK	Y
BY76293	Calcium	07/31/17	08/02/17	08/03/17	LK	Y
BY76293	Chromium	07/31/17	08/02/17	08/03/17	LK	Y
BY76293	Client MS/MSD	07/31/17	08/03/17	08/03/17		Y
BY76293	Cobalt	07/31/17	08/02/17	08/03/17	LK	Y
BY76293	Copper	07/31/17	08/02/17	08/03/17	LK	Y
BY76293	Iron	07/31/17	08/02/17	08/03/17	LK	Y
BY76293	Lead	07/31/17	08/02/17	08/03/17	LK	Y
BY76293	Magnesium	07/31/17	08/02/17	08/03/17	LK	Y
BY76293	Manganese	07/31/17	08/02/17	08/03/17	LK	Y
BY76293	Mercury	07/31/17	08/03/17	08/03/17	RS	Y
BY76293	Nickel	07/31/17	08/02/17	08/03/17	LK	Y
BY76293	Pesticides	07/31/17	08/01/17	08/02/17	CW	Y
BY76293	Polychlorinated Biphenyls	07/31/17	08/01/17	08/02/17	A/P	Y
BY76293	Potassium	07/31/17	08/02/17	08/04/17	LK	Y
BY76293	Selenium	07/31/17	08/02/17	08/04/17	RS	Y
BY76293	Semivolatiles	07/31/17	08/01/17	08/02/17	DD	Y
BY76293	Semivolatiles	07/31/17	08/01/17	08/02/17	DD	Y
BY76293	Silver	07/31/17	08/02/17	08/03/17	LK	Y
BY76293	Sodium	07/31/17	08/02/17	08/04/17	LK	Y
BY76293	Thallium - LDL	07/31/17	08/02/17	08/03/17	RS	Y
BY76293	Vanadium	07/31/17	08/02/17	08/03/17	LK	Y
BY76293	Volatiles	07/31/17	08/03/17	08/03/17	MH	Y
BY76293	Zinc	07/31/17	08/02/17	08/03/17	LK	Y
BY76294	Aluminum	07/31/17	08/02/17	08/08/17	MA	Y
BY76294	Antimony	07/31/17	08/02/17	08/03/17	RS	Y
BY76294	Arsenic - LDL	07/31/17	08/02/17	08/03/17	LK	Y
BY76294	Barium	07/31/17	08/02/17	08/03/17	LK	Y
BY76294	Beryllium	07/31/17	08/02/17	08/03/17	LK	Y
BY76294	Cadmium	07/31/17	08/02/17	08/03/17	LK	Y
BY76294	Calcium	07/31/17	08/02/17	08/03/17	LK	Y
BY76294	Chromium	07/31/17	08/02/17	08/03/17	LK	Y
BY76294	Cobalt	07/31/17	08/02/17	08/03/17	LK	Y
BY76294	Copper	07/31/17	08/02/17	08/03/17	LK	Y

Environmental Laboratories, Inc.
587 East Middle Turnpike, P.O.Box 370, Manchester, CT 06040
Tel. (860) 645-1102 Fax (860) 645-0823

ACCREDITED IN ACCORDANCE WITH nelac NY # 11301

NY Analytical Services Protocol Format

August 18, 2017 **SDG I.D.: GBY76292**

NETC 125 BATH STREET

BY76294	Iron	07/31/17	08/02/17	08/03/17	LK	Y
BY76294	Lead	07/31/17	08/02/17	08/03/17	LK	Y
BY76294	Magnesium	07/31/17	08/02/17	08/03/17	LK	Y
BY76294	Manganese	07/31/17	08/02/17	08/03/17	LK	Y
BY76294	Mercury	07/31/17	08/02/17	08/02/17	RS	Y
BY76294	Nickel	07/31/17	08/02/17	08/03/17	LK	Y
BY76294	Pesticides	07/31/17	08/01/17	08/02/17	CW	Y
BY76294	Polychlorinated Biphenyls	07/31/17	08/01/17	08/03/17	A/P	Y
BY76294	Potassium	07/31/17	08/02/17	08/04/17	LK	Y
BY76294	Selenium	07/31/17	08/02/17	08/04/17	RS	Y
BY76294	Semivolatiles	07/31/17	08/01/17	08/02/17	DD	Y
BY76294	Semivolatiles	07/31/17	08/01/17	08/03/17	DD	Y
BY76294	Silver	07/31/17	08/02/17	08/03/17	LK	Y
BY76294	Sodium	07/31/17	08/02/17	08/04/17	LK	Y
BY76294	Thallium - LDL	07/31/17	08/02/17	08/03/17	RS	Y
BY76294	Vanadium	07/31/17	08/02/17	08/03/17	LK	Y
BY76294	Volatiles	07/31/17	08/03/17	08/03/17	MH	Y
BY76294	Zinc	07/31/17	08/02/17	08/03/17	LK	Y
BY76295	Semivolatiles	07/31/17	08/01/17	08/02/17	DD	Y
BY76295	Semivolatiles	07/31/17	08/01/17	08/03/17	DD	Y
BY76295	Volatiles	07/31/17	08/03/17	08/03/17	MH	Y
BY76296	Aluminum	07/31/17	08/02/17	08/04/17	LK	Y
BY76296	Antimony	07/31/17	08/02/17	08/03/17	RS	Y
BY76296	Arsenic - LDL	07/31/17	08/02/17	08/03/17	LK	Y
BY76296	Barium	07/31/17	08/02/17	08/03/17	LK	Y
BY76296	Beryllium	07/31/17	08/02/17	08/03/17	LK	Y
BY76296	Cadmium	07/31/17	08/02/17	08/03/17	LK	Y
BY76296	Calcium	07/31/17	08/02/17	08/04/17	LK	Y
BY76296	Chromium	07/31/17	08/02/17	08/03/17	LK	Y
BY76296	Cobalt	07/31/17	08/02/17	08/03/17	LK	Y
BY76296	Copper	07/31/17	08/02/17	08/03/17	LK	Y
BY76296	Iron	07/31/17	08/02/17	08/03/17	LK	Y
BY76296	Lead	07/31/17	08/02/17	08/03/17	LK	Y
BY76296	Magnesium	07/31/17	08/02/17	08/03/17	LK	Y
BY76296	Manganese	07/31/17	08/02/17	08/04/17	LK	Y
BY76296	Mercury	07/31/17	08/03/17	08/03/17	RS	Y
BY76296	Nickel	07/31/17	08/02/17	08/03/17	LK	Y

Environmental Laboratories, Inc.
587 East Middle Turnpike, P.O.Box 370, Manchester, CT 06040
Tel. (860) 645-1102 Fax (860) 645-0823

ACCREDITED IN ACCORDANCE WITH nelac NY # 11301

NY Analytical Services Protocol Format

August 18, 2017 **SDG I.D.: GBY76292**

NETC 125 BATH STREET

BY76296	Pesticides	07/31/17	08/01/17	08/02/17	CW	Y
BY76296	Polychlorinated Biphenyls	07/31/17	08/01/17	08/03/17	A/P	Y
BY76296	Potassium	07/31/17	08/02/17	08/04/17	LK	Y
BY76296	Selenium	07/31/17	08/02/17	08/04/17	RS	Y
BY76296	Silver	07/31/17	08/02/17	08/03/17	LK	Y
BY76296	Sodium	07/31/17	08/02/17	08/04/17	LK	Y
BY76296	Thallium - LDL	07/31/17	08/02/17	08/03/17	RS	Y
BY76296	Vanadium	07/31/17	08/02/17	08/03/17	LK	Y
BY76296	Zinc	07/31/17	08/02/17	08/03/17	LK	Y
BY76297	Aluminum	07/31/17	08/02/17	08/04/17	LK	Y
BY76297	Antimony	07/31/17	08/02/17	08/03/17	RS	Y
BY76297	Arsenic - LDL	07/31/17	08/02/17	08/03/17	LK	Y
BY76297	Barium	07/31/17	08/02/17	08/03/17	LK	Y
BY76297	Beryllium	07/31/17	08/02/17	08/03/17	LK	Y
BY76297	Cadmium	07/31/17	08/02/17	08/03/17	LK	Y
BY76297	Calcium	07/31/17	08/02/17	08/03/17	LK	Y
BY76297	Chromium	07/31/17	08/02/17	08/03/17	LK	Y
BY76297	Cobalt	07/31/17	08/02/17	08/03/17	LK	Y
BY76297	Copper	07/31/17	08/02/17	08/03/17	LK	Y
BY76297	Iron	07/31/17	08/02/17	08/04/17	LK	Y
BY76297	Lead	07/31/17	08/02/17	08/03/17	LK	Y
BY76297	Magnesium	07/31/17	08/02/17	08/03/17	LK	Y
BY76297	Manganese	07/31/17	08/02/17	08/04/17	LK	Y
BY76297	Mercury	07/31/17	08/02/17	08/02/17	RS	Y
BY76297	Nickel	07/31/17	08/02/17	08/03/17	LK	Y
BY76297	Pesticides	07/31/17	08/02/17	08/02/17	CW	Y
BY76297	Polychlorinated Biphenyls	07/31/17	08/02/17	08/03/17	A/P	Y
BY76297	Potassium	07/31/17	08/02/17	08/04/17	LK	Y
BY76297	Selenium	07/31/17	08/02/17	08/04/17	RS	Y
BY76297	Semivolatiles	07/31/17	08/01/17	08/02/17	DD	Y
BY76297	Semivolatiles	07/31/17	08/01/17	08/03/17	DD	Y
BY76297	Silver	07/31/17	08/02/17	08/03/17	LK	Y
BY76297	Sodium	07/31/17	08/02/17	08/04/17	LK	Y
BY76297	Thallium - LDL	07/31/17	08/02/17	08/03/17	RS	Y
BY76297	Vanadium	07/31/17	08/02/17	08/03/17	LK	Y
BY76297	Volatiles	07/31/17	08/03/17	08/03/17	MH	Y
BY76297	Zinc	07/31/17	08/02/17	08/03/17	LK	Y

Environmental Laboratories, Inc.
587 East Middle Turnpike, P.O.Box 370, Manchester, CT 06040
Tel. (860) 645-1102 Fax (860) 645-0823

ACCREDITED IN ACCORDANCE WITH nelac NY # 11301

NY Analytical Services Protocol Format

August 18, 2017 **SDG I.D.: GBY76292**

NETC 125 BATH STREET

BY76298	Aluminum	07/31/17	08/03/17	08/05/17	LK	Y
BY76298	Antimony	07/31/17	08/03/17	08/07/17	RS	Y
BY76298	Arsenic - LDL	07/31/17	08/03/17	08/05/17	LK	Y
BY76298	Barium	07/31/17	08/03/17	08/05/17	LK	Y
BY76298	Beryllium	07/31/17	08/03/17	08/05/17	LK	Y
BY76298	Cadmium	07/31/17	08/03/17	08/05/17	LK	Y
BY76298	Calcium	07/31/17	08/03/17	08/05/17	LK	Y
BY76298	Chromium	07/31/17	08/03/17	08/05/17	LK	Y
BY76298	Cobalt	07/31/17	08/03/17	08/05/17	LK	Y
BY76298	Copper	07/31/17	08/03/17	08/05/17	LK	Y
BY76298	Iron	07/31/17	08/03/17	08/05/17	LK	Y
BY76298	Lead	07/31/17	08/03/17	08/05/17	LK	Y
BY76298	Magnesium	07/31/17	08/03/17	08/05/17	LK	Y
BY76298	Manganese	07/31/17	08/03/17	08/05/17	LK	Y
BY76298	Mercury	07/31/17	08/03/17	08/03/17	RS	Y
BY76298	Nickel	07/31/17	08/03/17	08/05/17	LK	Y
BY76298	Pesticides	07/31/17	08/01/17	08/02/17	CW	Y
BY76298	Polychlorinated Biphenyls	07/31/17	08/01/17	08/03/17	A/P	Y
BY76298	Potassium	07/31/17	08/03/17	08/05/17	LK	Y
BY76298	Selenium	07/31/17	08/03/17	08/04/17	RS	Y
BY76298	Semivolatiles	07/31/17	08/01/17	08/02/17	DD	Y
BY76298	Semivolatiles	07/31/17	08/01/17	08/03/17	DD	Y
BY76298	Silver	07/31/17	08/03/17	08/05/17	LK	Y
BY76298	Sodium	07/31/17	08/03/17	08/07/17	MA	Y
BY76298	Thallium - LDL	07/31/17	08/03/17	08/04/17	RS	Y
BY76298	Vanadium	07/31/17	08/03/17	08/05/17	LK	Y
BY76298	Volatiles	07/31/17	08/03/17	08/03/17	MH	Y
BY76298	Zinc	07/31/17	08/03/17	08/05/17	LK	Y
BY76299	Aluminum	07/31/17	08/02/17	08/03/17	LK	Y
BY76299	Antimony	07/31/17	08/02/17	08/03/17	RS	Y
BY76299	Arsenic - LDL	07/31/17	08/02/17	08/03/17	LK	Y
BY76299	Barium	07/31/17	08/02/17	08/03/17	LK	Y
BY76299	Beryllium	07/31/17	08/02/17	08/03/17	LK	Y
BY76299	Cadmium	07/31/17	08/02/17	08/03/17	LK	Y
BY76299	Calcium	07/31/17	08/02/17	08/03/17	LK	Y
BY76299	Chromium	07/31/17	08/02/17	08/03/17	LK	Y
BY76299	Cobalt	07/31/17	08/02/17	08/03/17	LK	Y

Environmental Laboratories, Inc.
587 East Middle Turnpike, P.O.Box 370, Manchester, CT 06040
Tel. (860) 645-1102 Fax (860) 645-0823

ACCREDITED IN ACCORDANCE WITH nelac NY # 11301

NY Analytical Services Protocol Format

August 18, 2017

SDG I.D.: GBY76292

NETC 125 BATH STREET

BY76299	Copper	07/31/17	08/02/17	08/03/17	LK	Y
BY76299	Iron	07/31/17	08/02/17	08/03/17	LK	Y
BY76299	Lead	07/31/17	08/02/17	08/03/17	LK	Y
BY76299	Magnesium	07/31/17	08/02/17	08/03/17	LK	Y
BY76299	Manganese	07/31/17	08/02/17	08/03/17	LK	Y
BY76299	Mercury	07/31/17	08/03/17	08/03/17	RS	Y
BY76299	Nickel	07/31/17	08/02/17	08/03/17	LK	Y
BY76299	Pesticides	07/31/17	08/01/17	08/02/17	CW	Y
BY76299	Polychlorinated Biphenyls	07/31/17	08/01/17	08/03/17	A/P	Y
BY76299	Potassium	07/31/17	08/02/17	08/04/17	LK	Y
BY76299	Selenium	07/31/17	08/02/17	08/04/17	RS	Y
BY76299	Semivolatiles	07/31/17	08/01/17	08/02/17	DD	Y
BY76299	Semivolatiles	07/31/17	08/01/17	08/03/17	DD	Y
BY76299	Silver	07/31/17	08/02/17	08/03/17	LK	Y
BY76299	Sodium	07/31/17	08/02/17	08/04/17	LK	Y
BY76299	Thallium - LDL	07/31/17	08/02/17	08/03/17	RS	Y
BY76299	Vanadium	07/31/17	08/02/17	08/03/17	LK	Y
BY76299	Volatiles	07/31/17	08/03/17	08/03/17	MH	Y
BY76299	Zinc	07/31/17	08/02/17	08/03/17	LK	Y
BY76300	Volatiles	07/31/17	08/03/17	08/03/17	MH	Y

Environmental Laboratories, Inc.
587 East Middle Turnpike, P.O.Box 370, Manchester, CT 06045
Tel. (860) 645-1102 Fax (860) 645-0823

NY # 11301

SDG Comments

August 18, 2017

SDG I.D.: GBY76292

8260 Volatile Organics:
1,2-Dibromoethane, 1,2,3 Trichloropropane, and 1,2-Dibromo-3-chloropropane do not meet NY TOGS GA criteria, these compounds are analyzed by GC/FID method 504 or 8011 to achieve this criteria.

SIM Analysis:
The lowest possible reporting limit under SIM conditions is 0.02 ug/L. The NY TOGS GA criteria for some PAHs is 0.002 ug/L. This level can not be achieved.

Toxaphene is reported to the lowest possible reporting level. The NY TOGS criteria for this compound can not be achieved.

Please be advised that the NY 375 soil criteria for chromium are based on hexavalent chromium and trivalent chromium.

Any compound that is not detected above the MDL/LOD is reported as ND on the report and is reported in the electronic deliverables (EDD) as <RL or U at the RL per state and EPA guidance.

Version 1: Analysis results minus raw data.

Version 2: Complete report with raw data.

Environmental Laboratories, Inc.
587 East Middle Turnpike, P.O.Box 370, Manchester, CT 06045
Tel. (860) 645-1102 Fax (860) 645-0823

ACCREDITED IN ACCORDANCE WITH nelac NY # 11301

Analysis Report

August 18, 2017

FOR: Attn: Mr. Rob Gray
NETC
PO Box 2167
Ballston Spa, NY 12020

Sample Information		Custody Information		Date	Time
Matrix:	SOIL	Collected by:		07/31/17	12:45
Location Code:	NETC	Received by:	B	08/01/17	17:15
Rush Request:	72 Hour	Analyzed by:	see "By" below		
P.O.#:	15.0918304				

Laboratory Data

SDG ID: GBY76292
Phoenix ID: BY76292

Project ID: 125 BATH STREET
Client ID: G CREEK STG BLD

Parameter	Result		RL/ PQL	LOD/ MDL	Units	Dilution	Date/Time	By	Reference	
Aluminum	4000		63	13	mg/Kg	10	08/02/17	LK	SW6010C	
Antimony	ND		3.1	3.1	mg/Kg	1	08/02/17	MA	SW6010C	
Arsenic	10.7	*	1.3	1.3	mg/Kg	1	08/02/17	LK	SW6010C	
Barium	435		1.3	0.63	mg/Kg	1	08/02/17	LK	SW6010C	
Beryllium	ND		0.50	0.25	mg/Kg	1	08/02/17	LK	SW6010C	
Calcium	38100		63	58	mg/Kg	10	08/03/17	MA	SW6010C	
Cadmium	1.89		0.63	0.63	mg/Kg	1	08/02/17	LK	SW6010C	
Chromium	346	*	6.3	6.3	mg/Kg	10	08/02/17	LK	SW6010C	
Cobalt	4.80	*	0.63	0.63	mg/Kg	1	08/02/17	LK	SW6010C	
Copper	137	*	0.63	0.63	mg/kg	1	08/02/17	LK	SW6010C	
Iron	27200	*	63	63	mg/Kg	10	08/03/17	MA	SW6010C	
Lead	291	*	13	6.3	mg/Kg	10	08/02/17	LK	SW6010C	
Magnesium	2560		6.3	6.3	mg/Kg	1	08/02/17	LK	SW6010C	
Manganese	339	*	6.3	6.3	mg/Kg	10	08/02/17	LK	SW6010C	
Mercury	0.56		0.04	0.03	mg/Kg	1	08/02/17	RS	SW7471B	
Nickel	13.3	*	0.63	0.63	mg/Kg	1	08/02/17	LK	SW6010C	
Potassium	469		13	4.9	mg/Kg	1	08/02/17	LK	SW6010C	
Selenium	ND		2.5	2.1	mg/Kg	1	08/02/17	LK	SW6010C	
Silver	ND		0.63	0.63	mg/Kg	1	08/02/17	LK	SW6010C	
Sodium	185		13	5.4	mg/Kg	1	08/02/17	LK	SW6010C	B
Thallium	ND		2.5	2.5	mg/Kg	1	08/02/17	LK	SW6010C	
Vanadium	26.3		0.63	0.63	mg/Kg	1	08/02/17	LK	SW6010C	
Zinc	574		13	6.3	mg/Kg	10	08/02/17	LK	SW6010C	B
Percent Solid	56				%		08/01/17	Q	SW846-%Solid	
Soil Extraction for PCB	Completed						08/01/17	CC/V	SW3545A	
Soil Extraction for Pest	Completed						08/01/17	CC/V	SW3545A	
Soil Extraction for SVOA	Completed						08/01/17	JJ/CKV	SW3545A	
Mercury Digestion	Completed						08/02/17	W/W	SW7471B	

Parameter	Result	RL/ PQL	LOD/ MDL	Units	Dilution	Date/Time	By	Reference
Total Metals Digest	Completed					08/01/17	L/AG/BF	SW3050B
Polychlorinated Biphenyls								
PCB-1016	ND	120	120	ug/Kg	2	08/03/17	AW	SW8082A
PCB-1221	ND	120	120	ug/Kg	2	08/03/17	AW	SW8082A
PCB-1232	ND	120	120	ug/Kg	2	08/03/17	AW	SW8082A
PCB-1242	ND	120	120	ug/Kg	2	08/03/17	AW	SW8082A
PCB-1248	ND	120	120	ug/Kg	2	08/03/17	AW	SW8082A
PCB-1254	ND	120	120	ug/Kg	2	08/03/17	AW	SW8082A
PCB-1260	140	120	120	ug/Kg	2	08/03/17	AW	SW8082A
PCB-1262	ND	120	120	ug/Kg	2	08/03/17	AW	SW8082A
PCB-1268	ND	120	120	ug/Kg	2	08/03/17	AW	SW8082A
QA/QC Surrogates								
% DCBP	98			%	2	08/03/17	AW	40 - 140 %
% TCMX	68			%	2	08/03/17	AW	SW8082A
Pesticides - Soil								
4,4' -DDD	ND	6.0	6.0	ug/Kg	2	08/03/17	CW	SW8081B
4,4' -DDE	ND	15	15	ug/Kg	2	08/03/17	CW	SW8081B
4,4' -DDT	ND	7.0	7.0	ug/Kg	2	08/03/17	CW	SW8081B
a-BHC	ND	12	12	ug/Kg	2	08/03/17	CW	SW8081B
a-Chlordane	ND	5.8	5.8	ug/Kg	2	08/03/17	CW	SW8081B
Aldrin	ND	2.9	2.9	ug/Kg	2	08/03/17	CW	SW8081B
b-BHC	ND	12	12	ug/Kg	2	08/03/17	CW	SW8081B
Chlordane	ND	58	58	ug/Kg	2	08/03/17	CW	SW8081B
d-BHC	ND	12	12	ug/Kg	2	08/03/17	CW	SW8081B
Dieldrin	ND	2.9	2.9	ug/Kg	2	08/03/17	CW	SW8081B
Endosulfan I	ND	12	12	ug/Kg	2	08/03/17	CW	SW8081B
Endosulfan II	ND	12	12	ug/Kg	2	08/03/17	CW	SW8081B
Endosulfan sulfate	ND	12	12	ug/Kg	2	08/03/17	CW	SW8081B
Endrin	ND	12	12	ug/Kg	2	08/03/17	CW	SW8081B
Endrin aldehyde	ND	12	12	ug/Kg	2	08/03/17	CW	SW8081B
Endrin ketone	ND	12	12	ug/Kg	2	08/03/17	CW	SW8081B
g-BHC	ND	2.3	2.3	ug/Kg	2	08/03/17	CW	SW8081B
g-Chlordane	ND	100	100	ug/Kg	2	08/03/17	CW	SW8081B
Heptachlor	ND	12	12	ug/Kg	2	08/03/17	CW	SW8081B
Heptachlor epoxide	ND	12	12	ug/Kg	2	08/03/17	CW	SW8081B
Methoxychlor	ND	58	58	ug/Kg	2	08/03/17	CW	SW8081B
Toxaphene	ND	230	230	ug/Kg	2	08/03/17	CW	SW8081B
QA/QC Surrogates								
% DCBP	107			%	2	08/03/17	CW	40 - 140 %
% TCMX	62			%	2	08/03/17	CW	40 - 140 %
Volatiles								
1,1,1,2-Tetrachloroethane	ND	9.2	1.8	ug/Kg	1	08/02/17	JLI	SW8260C
1,1,1-Trichloroethane	ND	9.2	0.92	ug/Kg	1	08/02/17	JLI	SW8260C
1,1,2,2-Tetrachloroethane	ND	9.2	1.8	ug/Kg	1	08/02/17	JLI	SW8260C
1,1,2-Trichloroethane	ND	9.2	1.8	ug/Kg	1	08/02/17	JLI	SW8260C
1,1-Dichloroethane	ND	9.2	1.8	ug/Kg	1	08/02/17	JLI	SW8260C
1,1-Dichloroethene	ND	9.2	0.92	ug/Kg	1	08/02/17	JLI	SW8260C

Parameter	Result		RL/ PQL	LOD/ MDL	Units	Dilution	Date/Time	By	Reference	
1,1-Dichloropropene	ND		9.2	0.92	ug/Kg	1	08/02/17	JLI	SW8260C	
1,2,3-Trichlorobenzene	ND		9.2	1.8	ug/Kg	1	08/02/17	JLI	SW8260C	
1,2,3-Trichloropropane	ND		9.2	0.92	ug/Kg	1	08/02/17	JLI	SW8260C	
1,2,4-Trichlorobenzene	ND		9.2	1.8	ug/Kg	1	08/02/17	JLI	SW8260C	
1,2,4-Trimethylbenzene	ND		9.2	0.92	ug/Kg	1	08/02/17	JLI	SW8260C	
1,2-Dibromo-3-chloropropane	ND		9.2	1.8	ug/Kg	1	08/02/17	JLI	SW8260C	
1,2-Dibromoethane	ND		9.2	0.92	ug/Kg	1	08/02/17	JLI	SW8260C	
1,2-Dichlorobenzene	ND		9.2	0.92	ug/Kg	1	08/02/17	JLI	SW8260C	
1,2-Dichloroethane	ND		9.2	0.92	ug/Kg	1	08/02/17	JLI	SW8260C	
1,2-Dichloropropane	ND		9.2	1.8	ug/Kg	1	08/02/17	JLI	SW8260C	
1,3,5-Trimethylbenzene	ND		9.2	0.92	ug/Kg	1	08/02/17	JLI	SW8260C	
1,3-Dichlorobenzene	ND		9.2	0.92	ug/Kg	1	08/02/17	JLI	SW8260C	
1,3-Dichloropropane	ND		9.2	1.8	ug/Kg	1	08/02/17	JLI	SW8260C	
1,4-Dichlorobenzene	ND		9.2	0.92	ug/Kg	1	08/02/17	JLI	SW8260C	
2,2-Dichloropropane	ND		9.2	0.92	ug/Kg	1	08/02/17	JLI	SW8260C	
2-Chlorotoluene	ND		9.2	1.8	ug/Kg	1	08/02/17	JLI	SW8260C	
2-Hexanone	ND		46	9.2	ug/Kg	1	08/02/17	JLI	SW8260C	
2-Isopropyltoluene	ND		9.2	0.92	ug/Kg	1	08/02/17	JLI	SW8260C	1
4-Chlorotoluene	ND		9.2	0.92	ug/Kg	1	08/02/17	JLI	SW8260C	
4-Methyl-2-pentanone	ND		46	9.2	ug/Kg	1	08/02/17	JLI	SW8260C	
Acetone	92	S	46	9.2	ug/Kg	1	08/02/17	JLI	SW8260C	
Acrylonitrile	ND		18	1.8	ug/Kg	1	08/02/17	JLI	SW8260C	
Benzene	ND		9.2	0.92	ug/Kg	1	08/02/17	JLI	SW8260C	
Bromobenzene	ND		9.2	0.92	ug/Kg	1	08/02/17	JLI	SW8260C	
Bromochloromethane	ND		9.2	0.92	ug/Kg	1	08/02/17	JLI	SW8260C	
Bromodichloromethane	ND		9.2	1.8	ug/Kg	1	08/02/17	JLI	SW8260C	
Bromoform	ND		9.2	1.8	ug/Kg	1	08/02/17	JLI	SW8260C	
Bromomethane	ND		9.2	3.7	ug/Kg	1	08/02/17	JLI	SW8260C	
Carbon Disulfide	500		480	200	ug/Kg	50	08/02/17	JLI	SW8260C	
Carbon tetrachloride	ND		9.2	1.8	ug/Kg	1	08/02/17	JLI	SW8260C	
Chlorobenzene	ND		9.2	0.92	ug/Kg	1	08/02/17	JLI	SW8260C	
Chloroethane	ND		9.2	0.92	ug/Kg	1	08/02/17	JLI	SW8260C	
Chloroform	ND		9.2	0.92	ug/Kg	1	08/02/17	JLI	SW8260C	
Chloromethane	ND		9.2	1.8	ug/Kg	1	08/02/17	JLI	SW8260C	
cis-1,2-Dichloroethene	ND		9.2	0.92	ug/Kg	1	08/02/17	JLI	SW8260C	
cis-1,3-Dichloropropene	ND		9.2	0.92	ug/Kg	1	08/02/17	JLI	SW8260C	
Dibromochloromethane	ND		9.2	1.8	ug/Kg	1	08/02/17	JLI	SW8260C	
Dibromomethane	ND		9.2	1.8	ug/Kg	1	08/02/17	JLI	SW8260C	
Dichlorodifluoromethane	ND		9.2	0.92	ug/Kg	1	08/02/17	JLI	SW8260C	
Ethylbenzene	ND		9.2	0.92	ug/Kg	1	08/02/17	JLI	SW8260C	
Hexachlorobutadiene	ND		9.2	0.92	ug/Kg	1	08/02/17	JLI	SW8260C	
Isopropylbenzene	ND		9.2	0.92	ug/Kg	1	08/02/17	JLI	SW8260C	
m&p-Xylene	ND		9.2	1.8	ug/Kg	1	08/02/17	JLI	SW8260C	
Methyl Ethyl Ketone	30	J	55	9.2	ug/Kg	1	08/02/17	JLI	SW8260C	
Methyl t-butyl ether (MTBE)	ND		18	1.8	ug/Kg	1	08/02/17	JLI	SW8260C	
Methylene chloride	ND		9.2	9.2	ug/Kg	1	08/02/17	JLI	SW8260C	
Naphthalene	ND		9.2	1.8	ug/Kg	1	08/02/17	JLI	SW8260C	
n-Butylbenzene	ND		9.2	0.92	ug/Kg	1	08/02/17	JLI	SW8260C	
n-Propylbenzene	ND		9.2	1.8	ug/Kg	1	08/02/17	JLI	SW8260C	

Parameter	Result		RL/ PQL	LOD/ MDL	Units	Dilution	Date/Time	By	Reference	
o-Xylene	ND		9.2	1.8	ug/Kg	1	08/02/17	JLI	SW8260C	
p-Isopropyltoluene	12		9.2	0.92	ug/Kg	1	08/02/17	JLI	SW8260C	
sec-Butylbenzene	ND		9.2	0.92	ug/Kg	1	08/02/17	JLI	SW8260C	
Styrene	ND		9.2	0.92	ug/Kg	1	08/02/17	JLI	SW8260C	
tert-Butylbenzene	ND		9.2	0.92	ug/Kg	1	08/02/17	JLI	SW8260C	
Tetrachloroethene	ND		9.2	1.8	ug/Kg	1	08/02/17	JLI	SW8260C	
Tetrahydrofuran (THF)	ND		18	4.6	ug/Kg	1	08/02/17	JLI	SW8260C	1
Toluene	ND		9.2	0.92	ug/Kg	1	08/02/17	JLI	SW8260C	
trans-1,2-Dichloroethene	ND		9.2	0.92	ug/Kg	1	08/02/17	JLI	SW8260C	
trans-1,3-Dichloropropene	ND		9.2	0.92	ug/Kg	1	08/02/17	JLI	SW8260C	
trans-1,4-dichloro-2-butene	ND		18	4.6	ug/Kg	1	08/02/17	JLI	SW8260C	
Trichloroethene	ND		9.2	0.92	ug/Kg	1	08/02/17	JLI	SW8260C	
Trichlorofluoromethane	ND		9.2	1.8	ug/Kg	1	08/02/17	JLI	SW8260C	
Trichlorotrifluoroethane	ND		9.2	0.92	ug/Kg	1	08/02/17	JLI	SW8260C	
Vinyl chloride	ND		9.2	0.92	ug/Kg	1	08/02/17	JLI	SW8260C	
QA/QC Surrogates										
% 1,2-dichlorobenzene-d4	97				%	1	08/02/17	JLI	70 - 130 %	
% Bromofluorobenzene	84				%	1	08/02/17	JLI	70 - 130 %	
% Dibromofluoromethane	102				%	1	08/02/17	JLI	70 - 130 %	
% Toluene-d8	86				%	1	08/02/17	JLI	70 - 130 %	
Non Target Volatile Compounds	Present					1	08/03/17	JLI		1
Client MS/MSD	Completed						08/02/17			

Semivolatiles

1,2,4,5-Tetrachlorobenzene	ND		410	200	ug/Kg	1	08/01/17	D/P	SW8270D	
1,2,4-Trichlorobenzene	ND		410	170	ug/Kg	1	08/01/17	D/P	SW8270D	
1,2-Dichlorobenzene	ND		410	160	ug/Kg	1	08/01/17	D/P	SW8270D	
1,2-Diphenylhydrazine	ND		410	190	ug/Kg	1	08/01/17	D/P	SW8270D	
1,3-Dichlorobenzene	ND		410	170	ug/Kg	1	08/01/17	D/P	SW8270D	
1,4-Dichlorobenzene	ND		410	170	ug/Kg	1	08/01/17	D/P	SW8270D	
2,4,5-Trichlorophenol	ND		410	320	ug/Kg	1	08/01/17	D/P	SW8270D	
2,4,6-Trichlorophenol	ND		290	190	ug/Kg	1	08/01/17	D/P	SW8270D	
2,4-Dichlorophenol	ND		290	200	ug/Kg	1	08/01/17	D/P	SW8270D	
2,4-Dimethylphenol	ND		410	140	ug/Kg	1	08/01/17	D/P	SW8270D	
2,4-Dinitrophenol	ND		410	410	ug/Kg	1	08/01/17	D/P	SW8270D	
2,4-Dinitrotoluene	ND		290	230	ug/Kg	1	08/01/17	D/P	SW8270D	
2,6-Dinitrotoluene	ND		290	180	ug/Kg	1	08/01/17	D/P	SW8270D	
2-Chloronaphthalene	ND		410	160	ug/Kg	1	08/01/17	D/P	SW8270D	
2-Chlorophenol	ND		410	160	ug/Kg	1	08/01/17	D/P	SW8270D	
2-Methylnaphthalene	260	J	410	170	ug/Kg	1	08/01/17	D/P	SW8270D	
2-Methylphenol (o-cresol)	ND		330	270	ug/Kg	1	08/01/17	D/P	SW8270D	
2-Nitroaniline	ND		410	410	ug/Kg	1	08/01/17	D/P	SW8270D	
2-Nitrophenol	ND		410	370	ug/Kg	1	08/01/17	D/P	SW8270D	
3&4-Methylphenol (m&p-cresol)	ND		410	230	ug/Kg	1	08/01/17	D/P	SW8270D	1
3,3'-Dichlorobenzidine	ND		290	270	ug/Kg	1	08/01/17	D/P	SW8270D	
3-Nitroaniline	ND		580	1200	ug/Kg	1	08/01/17	D/P	SW8270D	
4,6-Dinitro-2-methylphenol	ND		350	120	ug/Kg	1	08/01/17	D/P	SW8270D	
4-Bromophenyl phenyl ether	ND		410	170	ug/Kg	1	08/01/17	D/P	SW8270D	
4-Chloro-3-methylphenol	ND		410	200	ug/Kg	1	08/01/17	D/P	SW8270D	

Parameter	Result		RL/ PQL	LOD/ MDL	Units	Dilution	Date/Time	By	Reference	
4-Chloroaniline	ND		460	270	ug/Kg	1	08/01/17	D/P	SW8270D	
4-Chlorophenyl phenyl ether	ND		410	190	ug/Kg	1	08/01/17	D/P	SW8270D	
4-Nitroaniline	ND		580	190	ug/Kg	1	08/01/17	D/P	SW8270D	
4-Nitrophenol	ND		580	260	ug/Kg	1	08/01/17	D/P	SW8270D	
Acenaphthene	ND		410	180	ug/Kg	1	08/01/17	D/P	SW8270D	
Acenaphthylene	2800		410	160	ug/Kg	1	08/01/17	D/P	SW8270D	
Acetophenone	ND		410	180	ug/Kg	1	08/01/17	D/P	SW8270D	
Aniline	ND		460	460	ug/Kg	1	08/01/17	D/P	SW8270D	
Anthracene	1900		410	190	ug/Kg	1	08/01/17	D/P	SW8270D	
Benz(a)anthracene	4900		410	190	ug/Kg	1	08/01/17	D/P	SW8270D	
Benzidine	ND		580	340	ug/Kg	1	08/01/17	D/P	SW8270D	
Benzo(a)pyrene	5400		290	190	ug/Kg	1	08/01/17	D/P	SW8270D	
Benzo(b)fluoranthene	6400		410	200	ug/Kg	1	08/01/17	D/P	SW8270D	
Benzo(ghi)perylene	3300		410	190	ug/Kg	1	08/01/17	D/P	SW8270D	
Benzo(k)fluoranthene	3900		410	190	ug/Kg	1	08/01/17	D/P	SW8270D	
Benzoic acid	ND		2900	1200	ug/Kg	1	08/01/17	D/P	SW8270D	1
Benzyl butyl phthalate	ND		410	150	ug/Kg	1	08/01/17	D/P	SW8270D	
Bis(2-chloroethoxy)methane	ND		410	160	ug/Kg	1	08/01/17	D/P	SW8270D	
Bis(2-chloroethyl)ether	ND		290	160	ug/Kg	1	08/01/17	D/P	SW8270D	
Bis(2-chloroisopropyl)ether	ND		410	160	ug/Kg	1	08/01/17	D/P	SW8270D	
Bis(2-ethylhexyl)phthalate	520		410	170	ug/Kg	1	08/01/17	D/P	SW8270D	
Carbazole	1300		290	230	ug/Kg	1	08/01/17	D/P	SW8270D	
Chrysene	7000		410	190	ug/Kg	1	08/01/17	D/P	SW8270D	
Dibenz(a,h)anthracene	970		290	190	ug/Kg	1	08/01/17	D/P	SW8270D	
Dibenzofuran	550		410	170	ug/Kg	1	08/01/17	D/P	SW8270D	
Diethyl phthalate	ND		410	180	ug/Kg	1	08/01/17	D/P	SW8270D	
Dimethylphthalate	ND		410	180	ug/Kg	1	08/01/17	D/P	SW8270D	
Di-n-butylphthalate	ND		410	150	ug/Kg	1	08/01/17	D/P	SW8270D	
Di-n-octylphthalate	ND		410	150	ug/Kg	1	08/01/17	D/P	SW8270D	
Fluoranthene	8300		410	190	ug/Kg	1	08/01/17	D/P	SW8270D	
Fluorene	790		410	190	ug/Kg	1	08/01/17	D/P	SW8270D	
Hexachlorobenzene	ND		290	170	ug/Kg	1	08/01/17	D/P	SW8270D	
Hexachlorobutadiene	ND		410	210	ug/Kg	1	08/01/17	D/P	SW8270D	
Hexachlorocyclopentadiene	ND		410	180	ug/Kg	1	08/01/17	D/P	SW8270D	
Hexachloroethane	ND		290	170	ug/Kg	1	08/01/17	D/P	SW8270D	
Indeno(1,2,3-cd)pyrene	4000		410	190	ug/Kg	1	08/01/17	D/P	SW8270D	
Isophorone	ND		290	160	ug/Kg	1	08/01/17	D/P	SW8270D	
Naphthalene	280	J	410	170	ug/Kg	1	08/01/17	D/P	SW8270D	
Nitrobenzene	ND		290	200	ug/Kg	1	08/01/17	D/P	SW8270D	
N-Nitrosodimethylamine	ND		410	160	ug/Kg	1	08/01/17	D/P	SW8270D	
N-Nitrosodi-n-propylamine	ND		290	190	ug/Kg	1	08/01/17	D/P	SW8270D	
N-Nitrosodiphenylamine	ND		410	220	ug/Kg	1	08/01/17	D/P	SW8270D	
Pentachloronitrobenzene	ND		410	220	ug/Kg	1	08/01/17	D/P	SW8270D	
Pentachlorophenol	ND		350	220	ug/Kg	1	08/01/17	D/P	SW8270D	
Phenanthrene	6300		410	170	ug/Kg	1	08/01/17	D/P	SW8270D	
Phenol	ND		330	190	ug/Kg	1	08/01/17	D/P	SW8270D	
Pyrene	7800		410	200	ug/Kg	1	08/01/17	D/P	SW8270D	
Pyridine	ND		410	140	ug/Kg	1	08/01/17	D/P	SW8270D	

QA/QC Surrogates

Parameter	Result	RL/ PQL	LOD/ MDL	Units	Dilution	Date/Time	By	Reference	
% 2,4,6-Tribromophenol	79			%	1	08/01/17	D/P	30 - 130 %	
% 2-Fluorobiphenyl	71			%	1	08/01/17	D/P	30 - 130 %	
% 2-Fluorophenol	54			%	1	08/01/17	D/P	30 - 130 %	
% Nitrobenzene-d5	61			%	1	08/01/17	D/P	30 - 130 %	
% Phenol-d5	66			%	1	08/01/17	D/P	30 - 130 %	
% Terphenyl-d14	64			%	1	08/01/17	D/P	30 - 130 %	
Non Target Semivolatile Compounds	Present				1	08/02/17	DD		1
Field Extraction	Completed					07/31/17		SW5035A	1

1 = This parameter is not certified by NY NELAC for this matrix. NY NELAC does not offer certification for all parameters at this time.
B = Present in blank, no bias suspected.

RL/PQL=Reporting/Practical Quantitation Level (Equivalent to NELAC LOQ, Limit of Quantitation) ND=Not Detected BRL=Below Reporting Level L=Biased Low J=Estimated Below RL LOD=Limit of Detection MDL=Method Detection Limit1
QA/QC Surrogates: Surrogates are compounds (preceeded with a %) added by the lab to determine analysis efficiency. Surrogate results(%) listed in the report are not "detected" compounds.

Comments:

Per 1.4.6 of EPA method 8270D, 1,2-Diphenylhydrazine is unstable and readily converts to Azobenzene. Azobenzene is used for the calibration of 1,2-Diphenylhydrazine.

Please be advised that the NY 375 soil criteria for chromium are based on hexavalent chromium and trivalent chromium.

Volatile Comment:
Where the LOD justifies lowering the RL/PQL, the RL/PQL of some compounds are evaluated below the lowest calibration standard in order to meet criteria.

Semi-Volatile Comment:
Where the LOD justifies lowering the RL/PQL, the RL/PQL of some compounds are evaluated below the lowest calibration standard in order to meet criteria.

Pesticide Comment:
A dilution of the pesticide extract was necessary due to matrix interference caused by the presence of PCBs in the sample, the requested criteria could not be met for all pesticide compounds.

Pesticide Comment:
Due to a matrix interference and/or the presence of a large amount of non-target material in the sample, surrogate recoveries could not be reported.

All soils, solids and sludges are reported on a dry weight basis unless otherwise noted in the sample comments.

S - Laboratory solvent, contamination is possible.

If there are any questions regarding this data, please call Phoenix Client Services.
This report must not be reproduced except in full as defined by the attached chain of custody.



Phyllis Shiller, Laboratory Director
August 18, 2017
Reviewed and Released by: Jon Carlson, Project Manager

Environmental Laboratories, Inc.
587 East Middle Turnpike, P.O.Box 370, Manchester, CT 06045
Tel. (860) 645-1102 Fax (860) 645-0823

NY # 11301

Analysis Report

August 18, 2017

FOR: Attn: Mr. Rob Gray
NETC
PO Box 2167
Ballston Spa, NY 12020

Sample Information		Custody Information		Date	Time
Matrix:	GROUND WATER	Collected by:		07/31/17	12:30
Location Code:	NETC	Received by:	B	08/01/17	17:15
Rush Request:	72 Hour	Analyzed by:	see "By" below		
P.O.#:	15.0918304				

Laboratory Data

SDG ID: GBY76292
Phoenix ID: BY76293

Project ID: 125 BATH STREET
Client ID: BB-2

Parameter	Result	RL/ PQL	LOD/ MDL	Units	Dilution	Date/Time	By	Reference
Aluminum	ND	0.010	0.0024	mg/L	1	08/04/17	MA	SW6010C
Antimony	ND	0.002	0.002	mg/L	1	08/03/17	RS	SW7010
Arsenic - LDL	0.014	0.004	0.001	mg/L	1	08/03/17	LK	SW6010C
Barium	0.103	0.010	0.001	mg/L	1	08/03/17	LK	SW6010C
Beryllium	ND	0.001	0.001	mg/L	1	08/03/17	LK	SW6010C
Calcium	119	0.010	0.003	mg/L	1	08/03/17	LK	SW6010C
Cadmium	ND	0.004	0.0005	mg/L	1	08/03/17	LK	SW6010C
Chromium	0.002	0.001	0.001	mg/L	1	08/03/17	LK	SW6010C
Cobalt	0.004 J	0.005	0.001	mg/L	1	08/03/17	LK	SW6010C
Copper	0.002 J	0.005	0.001	mg/L	1	08/03/17	LK	SW6010C
Iron	2.58	0.01	0.01	mg/L	1	08/03/17	LK	SW6010C
Lead	ND	0.002	0.001	mg/L	1	08/03/17	LK	SW6010C
Magnesium	26.2	0.010	0.01	mg/L	1	08/03/17	LK	SW6010C
Manganese	0.438	0.005	0.001	mg/L	1	08/03/17	LK	SW6010C
Mercury	0.0008	0.0002	0.00015	mg/L	1	08/03/17	RS	SW7470A
Nickel	0.008	0.004	0.001	mg/L	1	08/03/17	LK	SW6010C
Potassium	18.0	0.1	0.1	mg/L	1	08/04/17	LK	SW6010C
Selenium	ND	0.002	0.001	mg/L	1	08/04/17	RS	SW7010
Silver	ND	0.005	0.001	mg/L	1	08/03/17	LK	SW6010C
Sodium	23.8	0.10	0.1	mg/L	1	08/04/17	LK	SW6010C
Thallium - LDL	ND	0.001	0.001	mg/L	1	08/03/17	RS	SW7010
Vanadium	ND	0.010	0.001	mg/L	1	08/03/17	LK	SW6010C
Zinc	0.046	0.010	0.001	mg/L	1	08/03/17	LK	SW6010C
Mercury Digestion	Completed					08/03/17	Q/W	SW7470A
PCB Extraction (2 Liter)	Completed					08/01/17	NT	SW3510C
Extraction for Pest (2 Liter)	Completed					08/01/17	NT	SW3510C
Semi-Volatile Extraction	Completed					08/01/17	N/T	SW3520C
Total Metals Digestion	Completed					08/02/17	AG	

Parameter	Result	RL/ PQL	LOD/ MDL	Units	Dilution	Date/Time	By	Reference	
Pesticides									
4,4' -DDD	ND	0.005	0.009	ug/L	1	08/02/17	CW	SW8081B	
4,4' -DDE	ND	0.005	0.009	ug/L	1	08/02/17	CW	SW8081B	
4,4' -DDT	ND	0.005	0.009	ug/L	1	08/02/17	CW	SW8081B	
a-BHC	ND	0.005	0.005	ug/L	1	08/02/17	CW	SW8081B	
a-chlordane	ND	0.009	0.009	ug/L	1	08/02/17	CW	SW8081B	
Alachlor	ND	0.070	0.070	ug/L	1	08/02/17	CW	SW8081B	1
Aldrin	ND	0.001	0.001	ug/L	1	08/02/17	CW	SW8081B	
b-BHC	ND	0.005	0.005	ug/L	1	08/02/17	CW	SW8081B	
Chlordane	ND	0.047	0.047	ug/L	1	08/02/17	CW	SW8081B	
d-BHC	ND	0.005	0.005	ug/L	1	08/02/17	CW	SW8081B	
Dieldrin	ND	0.001	0.001	ug/L	1	08/02/17	CW	SW8081B	
Endosulfan I	ND	0.009	0.009	ug/L	1	08/02/17	CW	SW8081B	
Endosulfan II	ND	0.009	0.009	ug/L	1	08/02/17	CW	SW8081B	
Endosulfan Sulfate	ND	0.009	0.009	ug/L	1	08/02/17	CW	SW8081B	
Endrin	ND	0.009	0.009	ug/L	1	08/02/17	CW	SW8081B	
Endrin Aldehyde	ND	0.009	0.009	ug/L	1	08/02/17	CW	SW8081B	
Endrin ketone	ND	0.009	0.009	ug/L	1	08/02/17	CW	SW8081B	
g-BHC (Lindane)	ND	0.005	0.005	ug/L	1	08/02/17	CW	SW8081B	
g-chlordane	ND	0.009	0.009	ug/L	1	08/02/17	CW	SW8081B	
Heptachlor	ND	0.009	0.009	ug/L	1	08/02/17	CW	SW8081B	
Heptachlor epoxide	ND	0.009	0.009	ug/L	1	08/02/17	CW	SW8081B	
Methoxychlor	ND	0.094	0.094	ug/L	1	08/02/17	CW	SW8081B	
Toxaphene	ND	0.19	0.19	ug/L	1	08/02/17	CW	SW8081B	
QA/QC Surrogates									
%DCBP (Surrogate Rec)	74			%	1	08/02/17	CW	SW8081B	
%TCMX (Surrogate Rec)	79			%	1	08/02/17	CW	SW8081B	
Polychlorinated Biphenyls									
PCB-1016	ND	0.094	0.094	ug/L	1	08/02/17	A/P	E608/SW8082A	
PCB-1221	ND	0.094	0.094	ug/L	1	08/02/17	A/P	E608/SW8082A	
PCB-1232	ND	0.094	0.094	ug/L	1	08/02/17	A/P	E608/SW8082A	
PCB-1242	ND	0.094	0.094	ug/L	1	08/02/17	A/P	E608/SW8082A	
PCB-1248	ND	0.094	0.094	ug/L	1	08/02/17	A/P	E608/SW8082A	
PCB-1254	ND	0.094	0.094	ug/L	1	08/02/17	A/P	E608/SW8082A	
PCB-1260	ND	0.094	0.094	ug/L	1	08/02/17	A/P	E608/SW8082A	
PCB-1262	ND	0.094	0.094	ug/L	1	08/02/17	A/P	E608/SW8082A	
PCB-1268	ND	0.094	0.094	ug/L	1	08/02/17	A/P	E608/SW8082A	
QA/QC Surrogates									
% DCBP	71			%	1	08/02/17	A/P	40 - 140 %	
% TCMX	70			%	1	08/02/17	A/P	E608/SW8082A	
Volatiles									
1,1,1,2-Tetrachloroethane	ND	1.0	0.25	ug/L	1	08/03/17	MH	SW8260C	
1,1,1-Trichloroethane	ND	5.0	0.25	ug/L	1	08/03/17	MH	SW8260C	
1,1,2,2-Tetrachloroethane	ND	1.0	0.25	ug/L	1	08/03/17	MH	SW8260C	
1,1,2-Trichloroethane	ND	1.0	0.25	ug/L	1	08/03/17	MH	SW8260C	
1,1-Dichloroethane	ND	5.0	0.25	ug/L	1	08/03/17	MH	SW8260C	
1,1-Dichloroethene	ND	1.0	0.25	ug/L	1	08/03/17	MH	SW8260C	

Project ID: 125 BATH STREET
Client ID: BB-2

Phoenix I.D.: BY76293

Parameter	Result		RL/ PQL	LOD/ MDL	Units	Dilution	Date/Time	By	Reference	
1,1-Dichloropropene	ND		1.0	0.25	ug/L	1	08/03/17	MH	SW8260C	
1,2,3-Trichlorobenzene	ND		1.0	0.25	ug/L	1	08/03/17	MH	SW8260C	
1,2,3-Trichloropropane	ND		1.0	0.25	ug/L	1	08/03/17	MH	SW8260C	
1,2,4-Trichlorobenzene	ND		1.0	0.25	ug/L	1	08/03/17	MH	SW8260C	
1,2,4-Trimethylbenzene	ND		1.0	0.25	ug/L	1	08/03/17	MH	SW8260C	
1,2-Dibromo-3-chloropropane	ND		1.0	0.50	ug/L	1	08/03/17	MH	SW8260C	
1,2-Dibromoethane	ND		1.0	0.25	ug/L	1	08/03/17	MH	SW8260C	
1,2-Dichlorobenzene	ND		1.0	0.25	ug/L	1	08/03/17	MH	SW8260C	
1,2-Dichloroethane	ND		0.60	0.50	ug/L	1	08/03/17	MH	SW8260C	
1,2-Dichloropropane	ND		1.0	0.25	ug/L	1	08/03/17	MH	SW8260C	
1,3,5-Trimethylbenzene	ND		1.0	0.25	ug/L	1	08/03/17	MH	SW8260C	
1,3-Dichlorobenzene	0.26	J	1.0	0.25	ug/L	1	08/03/17	MH	SW8260C	
1,3-Dichloropropane	ND		1.0	0.25	ug/L	1	08/03/17	MH	SW8260C	
1,4-Dichlorobenzene	ND		1.0	0.25	ug/L	1	08/03/17	MH	SW8260C	
2,2-Dichloropropane	ND		1.0	0.25	ug/L	1	08/03/17	MH	SW8260C	
2-Chlorotoluene	ND		1.0	0.25	ug/L	1	08/03/17	MH	SW8260C	
2-Hexanone	ND		2.5	2.5	ug/L	1	08/03/17	MH	SW8260C	
2-Isopropyltoluene	ND		1.0	0.25	ug/L	1	08/03/17	MH	SW8260C	1
4-Chlorotoluene	ND		1.0	0.25	ug/L	1	08/03/17	MH	SW8260C	
4-Methyl-2-pentanone	ND		2.5	2.5	ug/L	1	08/03/17	MH	SW8260C	
Acetone	ND		5.0	2.5	ug/L	1	08/03/17	MH	SW8260C	
Acrolein	ND		5.0	2.5	ug/L	1	08/03/17	MH	SW8260C	
Acrylonitrile	ND		5.0	2.5	ug/L	1	08/03/17	MH	SW8260C	
Benzene	ND		0.70	0.25	ug/L	1	08/03/17	MH	SW8260C	
Bromobenzene	ND		1.0	0.25	ug/L	1	08/03/17	MH	SW8260C	
Bromochloromethane	ND		1.0	0.25	ug/L	1	08/03/17	MH	SW8260C	
Bromodichloromethane	ND		1.0	0.25	ug/L	1	08/03/17	MH	SW8260C	
Bromoform	ND		5.0	0.25	ug/L	1	08/03/17	MH	SW8260C	
Bromomethane	ND		5.0	0.25	ug/L	1	08/03/17	MH	SW8260C	
Carbon Disulfide	ND		1.0	0.25	ug/L	1	08/03/17	MH	SW8260C	
Carbon tetrachloride	ND		1.0	0.25	ug/L	1	08/03/17	MH	SW8260C	
Chlorobenzene	ND		5.0	0.25	ug/L	1	08/03/17	MH	SW8260C	
Chloroethane	ND		5.0	0.25	ug/L	1	08/03/17	MH	SW8260C	
Chloroform	ND		5.0	0.25	ug/L	1	08/03/17	MH	SW8260C	
Chloromethane	ND		5.0	0.25	ug/L	1	08/03/17	MH	SW8260C	
cis-1,2-Dichloroethene	ND		1.0	0.25	ug/L	1	08/03/17	MH	SW8260C	
cis-1,3-Dichloropropene	ND		0.40	0.25	ug/L	1	08/03/17	MH	SW8260C	
Dibromochloromethane	ND		1.0	0.25	ug/L	1	08/03/17	MH	SW8260C	
Dibromomethane	ND		1.0	0.25	ug/L	1	08/03/17	MH	SW8260C	
Dichlorodifluoromethane	ND		1.0	0.25	ug/L	1	08/03/17	MH	SW8260C	
Ethylbenzene	ND		1.0	0.25	ug/L	1	08/03/17	MH	SW8260C	
Hexachlorobutadiene	ND		0.50	0.20	ug/L	1	08/03/17	MH	SW8260C	
Isopropylbenzene	ND		1.0	0.25	ug/L	1	08/03/17	MH	SW8260C	
m&p-Xylene	ND		1.0	0.25	ug/L	1	08/03/17	MH	SW8260C	
Methyl ethyl ketone	ND		2.5	2.5	ug/L	1	08/03/17	MH	SW8260C	
Methyl t-butyl ether (MTBE)	ND		1.0	0.25	ug/L	1	08/03/17	MH	SW8260C	
Methylene chloride	ND		3.0	1.0	ug/L	1	08/03/17	MH	SW8260C	
Naphthalene	ND		1.0	1.0	ug/L	1	08/03/17	MH	SW8260C	
n-Butylbenzene	ND		1.0	0.25	ug/L	1	08/03/17	MH	SW8260C	

Parameter	Result	RL/ PQL	LOD/ MDL	Units	Dilution	Date/Time	By	Reference	
n-Propylbenzene	ND	1.0	0.25	ug/L	1	08/03/17	MH	SW8260C	
o-Xylene	ND	1.0	0.25	ug/L	1	08/03/17	MH	SW8260C	
p-Isopropyltoluene	ND	1.0	0.25	ug/L	1	08/03/17	MH	SW8260C	
sec-Butylbenzene	ND	1.0	0.25	ug/L	1	08/03/17	MH	SW8260C	
Styrene	ND	1.0	0.25	ug/L	1	08/03/17	MH	SW8260C	
tert-Butylbenzene	ND	1.0	0.25	ug/L	1	08/03/17	MH	SW8260C	
Tetrachloroethene	ND	1.0	0.25	ug/L	1	08/03/17	MH	SW8260C	
Tetrahydrofuran (THF)	ND	5.0	2.5	ug/L	1	08/03/17	MH	SW8260C	1
Toluene	ND	1.0	0.25	ug/L	1	08/03/17	MH	SW8260C	
trans-1,2-Dichloroethene	ND	5.0	0.25	ug/L	1	08/03/17	MH	SW8260C	
trans-1,3-Dichloropropene	ND	0.40	0.25	ug/L	1	08/03/17	MH	SW8260C	
trans-1,4-dichloro-2-butene	ND	2.5	2.5	ug/L	1	08/03/17	MH	SW8260C	
Trichloroethene	ND	1.0	0.25	ug/L	1	08/03/17	MH	SW8260C	
Trichlorofluoromethane	ND	1.0	0.25	ug/L	1	08/03/17	MH	SW8260C	
Trichlorotrifluoroethane	ND	1.0	0.25	ug/L	1	08/03/17	MH	SW8260C	
Vinyl chloride	ND	1.0	0.25	ug/L	1	08/03/17	MH	SW8260C	
QA/QC Surrogates									
% 1,2-dichlorobenzene-d4	100			%	1	08/03/17	MH	70 - 130 %	
% Bromofluorobenzene	98			%	1	08/03/17	MH	70 - 130 %	
% Dibromofluoromethane	99			%	1	08/03/17	MH	70 - 130 %	
% Toluene-d8	99			%	1	08/03/17	MH	70 - 130 %	
Non Target Volatile Compounds	Absent				1	08/04/17	MH		1
Client MS/MSD	Completed					08/03/17			

Semivolatiles

1,2,4-Trichlorobenzene	ND	4.7	1.4	ug/L	1	08/02/17	DD	SW8270D	
1,2-Dichlorobenzene	ND	0.94	0.94	ug/L	1	08/02/17	DD	SW8270D	
1,2-Diphenylhydrazine	ND	4.7	1.5	ug/L	1	08/02/17	DD	SW8270D	
1,3-Dichlorobenzene	ND	0.94	0.94	ug/L	1	08/02/17	DD	SW8270D	
1,4-Dichlorobenzene	ND	0.94	0.94	ug/L	1	08/02/17	DD	SW8270D	
2,4,5-Trichlorophenol	ND	0.94	0.94	ug/L	1	08/02/17	DD	SW8270D	
2,4,6-Trichlorophenol	ND	0.94	0.94	ug/L	1	08/02/17	DD	SW8270D	
2,4-Dichlorophenol	ND	0.94	0.94	ug/L	1	08/02/17	DD	SW8270D	
2,4-Dimethylphenol	ND	0.94	0.94	ug/L	1	08/02/17	DD	SW8270D	
2,4-Dinitrophenol	ND	0.94	0.94	ug/L	1	08/02/17	DD	SW8270D	
2,4-Dinitrotoluene	ND	4.7	1.8	ug/L	1	08/02/17	DD	SW8270D	
2,6-Dinitrotoluene	ND	4.7	1.5	ug/L	1	08/02/17	DD	SW8270D	
2-Chloronaphthalene	ND	4.7	1.3	ug/L	1	08/02/17	DD	SW8270D	
2-Chlorophenol	ND	0.94	0.94	ug/L	1	08/02/17	DD	SW8270D	
2-Methylnaphthalene	ND	4.7	1.4	ug/L	1	08/02/17	DD	SW8270D	
2-Methylphenol (o-cresol)	ND	0.94	0.94	ug/L	1	08/02/17	DD	SW8270D	
2-Nitroaniline	ND	4.7	1.9	ug/L	1	08/02/17	DD	SW8270D	
2-Nitrophenol	ND	0.94	0.94	ug/L	1	08/02/17	DD	SW8270D	
3&4-Methylphenol (m&p-cresol)	ND	0.94	0.94	ug/L	1	08/02/17	DD	SW8270D	
3,3'-Dichlorobenzidine	ND	4.7	2.2	ug/L	1	08/02/17	DD	SW8270D	
3-Nitroaniline	ND	4.7	1.9	ug/L	1	08/02/17	DD	SW8270D	
4,6-Dinitro-2-methylphenol	ND	0.94	0.94	ug/L	1	08/02/17	DD	SW8270D	
4-Bromophenyl phenyl ether	ND	4.7	1.4	ug/L	1	08/02/17	DD	SW8270D	
4-Chloro-3-methylphenol	ND	0.94	0.94	ug/L	1	08/02/17	DD	SW8270D	

Parameter	Result	RL/ PQL	LOD/ MDL	Units	Dilution	Date/Time	By	Reference
4-Chloroaniline	ND	3.3	2.2	ug/L	1	08/02/17	DD	SW8270D
4-Chlorophenyl phenyl ether	ND	4.7	1.6	ug/L	1	08/02/17	DD	SW8270D
4-Nitroaniline	ND	4.7	1.6	ug/L	1	08/02/17	DD	SW8270D
4-Nitrophenol	ND	0.94	0.94	ug/L	1	08/02/17	DD	SW8270D
Acenaphthene	ND	4.7	1.4	ug/L	1	08/02/17	DD	SW8270D
Acetophenone	ND	4.7	1.5	ug/L	1	08/02/17	DD	SW8270D
Aniline	ND	3.3	4.7	ug/L	1	08/02/17	DD	SW8270D
Anthracene	ND	4.7	1.5	ug/L	1	08/02/17	DD	SW8270D
Benzidine	ND	4.2	2.8	ug/L	1	08/02/17	DD	SW8270D
Benzoic acid	ND	23	9.4	ug/L	1	08/02/17	DD	SW8270D
Benzyl butyl phthalate	ND	4.7	1.2	ug/L	1	08/02/17	DD	SW8270D
Bis(2-chloroethoxy)methane	ND	4.7	1.3	ug/L	1	08/02/17	DD	SW8270D
Bis(2-chloroethyl)ether	ND	0.94	0.94	ug/L	1	08/02/17	DD	SW8270D
Bis(2-chloroisopropyl)ether	ND	4.7	1.3	ug/L	1	08/02/17	DD	SW8270D
Carbazole	ND	4.7	3.6	ug/L	1	08/02/17	DD	SW8270D
Dibenzofuran	ND	4.7	1.4	ug/L	1	08/02/17	DD	SW8270D
Diethyl phthalate	ND	4.7	1.5	ug/L	1	08/02/17	DD	SW8270D
Dimethylphthalate	ND	4.7	1.5	ug/L	1	08/02/17	DD	SW8270D
Di-n-butylphthalate	ND	4.7	1.2	ug/L	1	08/02/17	DD	SW8270D
Di-n-octylphthalate	ND	4.7	1.2	ug/L	1	08/02/17	DD	SW8270D
Fluoranthene	ND	4.7	1.5	ug/L	1	08/02/17	DD	SW8270D
Fluorene	ND	4.7	1.5	ug/L	1	08/02/17	DD	SW8270D
Hexachlorocyclopentadiene	ND	4.7	1.4	ug/L	1	08/02/17	DD	SW8270D
Isophorone	ND	4.7	1.3	ug/L	1	08/02/17	DD	SW8270D
Naphthalene	ND	4.7	1.4	ug/L	1	08/02/17	DD	SW8270D
N-Nitrosodi-n-propylamine	ND	4.7	1.5	ug/L	1	08/02/17	DD	SW8270D
N-Nitrosodiphenylamine	ND	4.7	1.8	ug/L	1	08/02/17	DD	SW8270D
Phenol	ND	0.94	0.94	ug/L	1	08/02/17	DD	SW8270D
Pyrene	ND	4.7	1.6	ug/L	1	08/02/17	DD	SW8270D
Pyridine	ND	9.4	1.2	ug/L	1	08/02/17	DD	SW8270D
QA/QC Surrogates								
% 2,4,6-Tribromophenol	89			%	1	08/02/17	DD	15 - 110 %
% 2-Fluorobiphenyl	74			%	1	08/02/17	DD	30 - 130 %
% 2-Fluorophenol	39			%	1	08/02/17	DD	15 - 110 %
% Nitrobenzene-d5	71			%	1	08/02/17	DD	30 - 130 %
% Phenol-d5	29			%	1	08/02/17	DD	15 - 110 %
% Terphenyl-d14	91			%	1	08/02/17	DD	30 - 130 %
Semivolatiles								
1,2,4,5-Tetrachlorobenzene	ND	0.47	0.47	ug/L	1	08/02/17	DD	SW8270D (SIM)
Acenaphthylene	ND	0.09	0.09	ug/L	1	08/02/17	DD	SW8270D (SIM)
Benz(a)anthracene	0.02	0.02	0.02	ug/L	1	08/02/17	DD	SW8270D (SIM)
Benzo(a)pyrene	ND	0.02	0.02	ug/L	1	08/02/17	DD	SW8270D (SIM)
Benzo(b)fluoranthene	ND	0.02	0.02	ug/L	1	08/02/17	DD	SW8270D (SIM)
Benzo(ghi)perylene	ND	0.02	0.02	ug/L	1	08/02/17	DD	SW8270D (SIM)
Benzo(k)fluoranthene	ND	0.02	0.02	ug/L	1	08/02/17	DD	SW8270D (SIM)
Bis(2-ethylhexyl)phthalate	ND	0.94	0.94	ug/L	1	08/02/17	DD	SW8270D (SIM)
Chrysene	0.02	0.02	0.02	ug/L	1	08/02/17	DD	SW8270D (SIM)
Dibenz(a,h)anthracene	ND	0.02	0.02	ug/L	1	08/02/17	DD	SW8270D (SIM)
Hexachlorobenzene	ND	0.02	0.02	ug/L	1	08/02/17	DD	SW8270D (SIM)

Parameter	Result	RL/ PQL	LOD/ MDL	Units	Dilution	Date/Time	By	Reference	
Hexachlorobutadiene	ND	0.38	0.38	ug/L	1	08/02/17	DD	SW8270D (SIM)	
Hexachloroethane	ND	0.47	0.47	ug/L	1	08/02/17	DD	SW8270D (SIM)	
Indeno(1,2,3-cd)pyrene	ND	0.02	0.02	ug/L	1	08/02/17	DD	SW8270D (SIM)	
Nitrobenzene	ND	0.09	0.09	ug/L	1	08/02/17	DD	SW8270D (SIM)	B
N-Nitrosodimethylamine	ND	0.09	0.09	ug/L	1	08/02/17	DD	SW8270D (SIM)	
Pentachloronitrobenzene	ND	0.09	0.09	ug/L	1	08/02/17	DD	SW8270D (SIM)	
Pentachlorophenol	ND	0.09	0.09	ug/L	1	08/02/17	DD	SW8270D (SIM)	
Phenanthrene	ND	0.09	0.09	ug/L	1	08/02/17	DD	SW8270D (SIM)	
QA/QC Surrogates									
% 2,4,6-Tribromophenol	72			%	1	08/02/17	DD	15 - 110 %	
% 2-Fluorobiphenyl	72			%	1	08/02/17	DD	30 - 130 %	
% 2-Fluorophenol	48			%	1	08/02/17	DD	15 - 110 %	
% Nitrobenzene-d5	83			%	1	08/02/17	DD	30 - 130 %	
% Phenol-d5	32			%	1	08/02/17	DD	15 - 110 %	
% Terphenyl-d14	98			%	1	08/02/17	DD	30 - 130 %	
Non Target Semivolatile Compounds	absent				1	08/04/17	DD		1

1 = This parameter is not certified by NY NELAC for this matrix. NY NELAC does not offer certification for all parameters at this time.
B = Present in blank, no bias suspected.

RL/PQL=Reporting/Practical Quantitation Level (Equivalent to NELAC LOQ, Limit of Quantitation) ND=Not Detected BRL=Below Reporting Level L=Biased Low J=Estimated Below RL LOD=Limit of Detection MDL=Method Detection Limit1
QA/QC Surrogates: Surrogates are compounds (preceeded with a %) added by the lab to determine analysis efficiency. Surrogate results(%) listed in the report are not "detected" compounds.

Comments:

Per 1.4.6 of EPA method 8270D, 1,2-Diphenylhydrazine is unstable and readily converts to Azobenzene. Azobenzene is used for the calibration of 1,2-Diphenylhydrazine.

If there are any questions regarding this data, please call Phoenix Client Services.
This report must not be reproduced except in full as defined by the attached chain of custody.

Phyllis Shiller, Laboratory Director
August 18, 2017
Reviewed and Released by: Jon Carlson, Project Manager

Environmental Laboratories, Inc.
587 East Middle Turnpike, P.O.Box 370, Manchester, CT 06045
Tel. (860) 645-1102 Fax (860) 645-0823

NY # 11301

Analysis Report

August 18, 2017

FOR: Attn: Mr. Rob Gray
NETC
PO Box 2167
Ballston Spa, NY 12020

Sample Information		Custody Information		Date	Time
Matrix:	GROUND WATER	Collected by:		07/31/17	12:40
Location Code:	NETC	Received by:	B	08/01/17	17:15
Rush Request:	72 Hour	Analyzed by:	see "By" below		
P.O.#:	15.0918304				

Laboratory Data

SDG ID: GBY76292
Phoenix ID: BY76294

Project ID: 125 BATH STREET
Client ID: BB-2 DUP

Parameter	Result	RL/ PQL	LOD/ MDL	Units	Dilution	Date/Time	By	Reference
Aluminum	ND	0.010	0.0024	mg/L	1	08/08/17	MA	SW6010C
Antimony	ND	0.002	0.002	mg/L	1	08/03/17	RS	SW7010
Arsenic - LDL	0.014	0.004	0.001	mg/L	1	08/03/17	LK	SW6010C
Barium	0.104	0.010	0.001	mg/L	1	08/03/17	LK	SW6010C
Beryllium	ND	0.001	0.001	mg/L	1	08/03/17	LK	SW6010C
Calcium	120	0.010	0.003	mg/L	1	08/03/17	LK	SW6010C
Cadmium	ND	0.004	0.0005	mg/L	1	08/03/17	LK	SW6010C
Chromium	0.002	0.001	0.001	mg/L	1	08/03/17	LK	SW6010C
Cobalt	0.004	J 0.005	0.001	mg/L	1	08/03/17	LK	SW6010C
Copper	0.002	J 0.005	0.001	mg/L	1	08/03/17	LK	SW6010C
Iron	2.62	0.01	0.01	mg/L	1	08/03/17	LK	SW6010C
Lead	ND	0.002	0.001	mg/L	1	08/03/17	LK	SW6010C
Magnesium	26.5	0.010	0.01	mg/L	1	08/03/17	LK	SW6010C
Manganese	0.443	0.005	0.001	mg/L	1	08/03/17	LK	SW6010C
Mercury	0.0009	0.0002	0.00015	mg/L	1	08/02/17	RS	SW7470A
Nickel	0.009	0.004	0.001	mg/L	1	08/03/17	LK	SW6010C
Potassium	18.4	0.1	0.1	mg/L	1	08/04/17	LK	SW6010C
Selenium	ND	0.002	0.001	mg/L	1	08/04/17	RS	SW7010
Silver	ND	0.005	0.001	mg/L	1	08/03/17	LK	SW6010C
Sodium	24.1	0.10	0.1	mg/L	1	08/04/17	LK	SW6010C
Thallium - LDL	ND	0.001	0.001	mg/L	1	08/03/17	RS	SW7010
Vanadium	ND	0.010	0.001	mg/L	1	08/03/17	LK	SW6010C
Zinc	0.047	0.010	0.001	mg/L	1	08/03/17	LK	SW6010C
Mercury Digestion	Completed					08/02/17	W/W	SW7470A
PCB Extraction (2 Liter)	Completed					08/01/17	NT	SW3510C
Extraction for Pest (2 Liter)	Completed					08/01/17	NT	SW3510C
Semi-Volatile Extraction	Completed					08/01/17	N/T	SW3520C
Total Metals Digestion	Completed					08/02/17	AG	

Parameter	Result	RL/ PQL	LOD/ MDL	Units	Dilution	Date/Time	By	Reference	
Pesticides									
4,4' -DDD	ND	0.005	0.010	ug/L	1	08/02/17	CW	SW8081B	
4,4' -DDE	ND	0.005	0.010	ug/L	1	08/02/17	CW	SW8081B	
4,4' -DDT	ND	0.014	0.014	ug/L	1	08/02/17	CW	SW8081B	
a-BHC	ND	0.005	0.005	ug/L	1	08/02/17	CW	SW8081B	
a-chlordane	ND	0.010	0.010	ug/L	1	08/02/17	CW	SW8081B	
Alachlor	ND	0.071	0.071	ug/L	1	08/02/17	CW	SW8081B	1
Aldrin	ND	0.001	0.001	ug/L	1	08/02/17	CW	SW8081B	
b-BHC	ND	0.005	0.005	ug/L	1	08/02/17	CW	SW8081B	
Chlordane	ND	0.048	0.048	ug/L	1	08/02/17	CW	SW8081B	
d-BHC	ND	0.005	0.005	ug/L	1	08/02/17	CW	SW8081B	
Dieldrin	ND	0.001	0.001	ug/L	1	08/02/17	CW	SW8081B	
Endosulfan I	ND	0.010	0.010	ug/L	1	08/02/17	CW	SW8081B	
Endosulfan II	ND	0.010	0.010	ug/L	1	08/02/17	CW	SW8081B	
Endosulfan Sulfate	ND	0.010	0.010	ug/L	1	08/02/17	CW	SW8081B	
Endrin	ND	0.010	0.010	ug/L	1	08/02/17	CW	SW8081B	
Endrin Aldehyde	ND	0.010	0.010	ug/L	1	08/02/17	CW	SW8081B	
Endrin ketone	ND	0.010	0.010	ug/L	1	08/02/17	CW	SW8081B	
g-BHC (Lindane)	ND	0.005	0.005	ug/L	1	08/02/17	CW	SW8081B	
g-chlordane	ND	0.010	0.010	ug/L	1	08/02/17	CW	SW8081B	
Heptachlor	ND	0.010	0.010	ug/L	1	08/02/17	CW	SW8081B	
Heptachlor epoxide	ND	0.010	0.010	ug/L	1	08/02/17	CW	SW8081B	
Methoxychlor	ND	0.095	0.095	ug/L	1	08/02/17	CW	SW8081B	
Toxaphene	ND	0.19	0.19	ug/L	1	08/02/17	CW	SW8081B	
QA/QC Surrogates									
%DCBP (Surrogate Rec)	56			%	1	08/02/17	CW	SW8081B	
%TCMX (Surrogate Rec)	63			%	1	08/02/17	CW	SW8081B	
Polychlorinated Biphenyls									
PCB-1016	ND	0.095	0.095	ug/L	1	08/03/17	A/P	E608/SW8082A	
PCB-1221	ND	0.095	0.095	ug/L	1	08/03/17	A/P	E608/SW8082A	
PCB-1232	ND	0.095	0.095	ug/L	1	08/03/17	A/P	E608/SW8082A	
PCB-1242	ND	0.095	0.095	ug/L	1	08/03/17	A/P	E608/SW8082A	
PCB-1248	ND	0.095	0.095	ug/L	1	08/03/17	A/P	E608/SW8082A	
PCB-1254	ND	0.095	0.095	ug/L	1	08/03/17	A/P	E608/SW8082A	
PCB-1260	ND	0.095	0.095	ug/L	1	08/03/17	A/P	E608/SW8082A	
PCB-1262	ND	0.095	0.095	ug/L	1	08/03/17	A/P	E608/SW8082A	
PCB-1268	ND	0.095	0.095	ug/L	1	08/03/17	A/P	E608/SW8082A	
QA/QC Surrogates									
% DCBP	64			%	1	08/03/17	A/P	40 - 140 %	
% TCMX	53			%	1	08/03/17	A/P	E608/SW8082A	
Volatiles									
1,1,1,2-Tetrachloroethane	ND	1.0	0.25	ug/L	1	08/03/17	MH	SW8260C	
1,1,1-Trichloroethane	ND	5.0	0.25	ug/L	1	08/03/17	MH	SW8260C	
1,1,2,2-Tetrachloroethane	ND	1.0	0.25	ug/L	1	08/03/17	MH	SW8260C	
1,1,2-Trichloroethane	ND	1.0	0.25	ug/L	1	08/03/17	MH	SW8260C	
1,1-Dichloroethane	ND	5.0	0.25	ug/L	1	08/03/17	MH	SW8260C	
1,1-Dichloroethene	ND	1.0	0.25	ug/L	1	08/03/17	MH	SW8260C	

Project ID: 125 BATH STREET
Client ID: BB-2 DUP

Phoenix I.D.: BY76294

Parameter	Result		RL/ PQL	LOD/ MDL	Units	Dilution	Date/Time	By	Reference	
1,1-Dichloropropene	ND		1.0	0.25	ug/L	1	08/03/17	MH	SW8260C	
1,2,3-Trichlorobenzene	ND		1.0	0.25	ug/L	1	08/03/17	MH	SW8260C	
1,2,3-Trichloropropane	ND		1.0	0.25	ug/L	1	08/03/17	MH	SW8260C	
1,2,4-Trichlorobenzene	ND		1.0	0.25	ug/L	1	08/03/17	MH	SW8260C	
1,2,4-Trimethylbenzene	ND		1.0	0.25	ug/L	1	08/03/17	MH	SW8260C	
1,2-Dibromo-3-chloropropane	ND		1.0	0.50	ug/L	1	08/03/17	MH	SW8260C	
1,2-Dibromoethane	ND		1.0	0.25	ug/L	1	08/03/17	MH	SW8260C	
1,2-Dichlorobenzene	ND		1.0	0.25	ug/L	1	08/03/17	MH	SW8260C	
1,2-Dichloroethane	ND		0.60	0.50	ug/L	1	08/03/17	MH	SW8260C	
1,2-Dichloropropane	ND		1.0	0.25	ug/L	1	08/03/17	MH	SW8260C	
1,3,5-Trimethylbenzene	ND		1.0	0.25	ug/L	1	08/03/17	MH	SW8260C	
1,3-Dichlorobenzene	0.27	J	1.0	0.25	ug/L	1	08/03/17	MH	SW8260C	
1,3-Dichloropropane	ND		1.0	0.25	ug/L	1	08/03/17	MH	SW8260C	
1,4-Dichlorobenzene	ND		1.0	0.25	ug/L	1	08/03/17	MH	SW8260C	
2,2-Dichloropropane	ND		1.0	0.25	ug/L	1	08/03/17	MH	SW8260C	
2-Chlorotoluene	ND		1.0	0.25	ug/L	1	08/03/17	MH	SW8260C	
2-Hexanone	ND		2.5	2.5	ug/L	1	08/03/17	MH	SW8260C	
2-Isopropyltoluene	ND		1.0	0.25	ug/L	1	08/03/17	MH	SW8260C	1
4-Chlorotoluene	ND		1.0	0.25	ug/L	1	08/03/17	MH	SW8260C	
4-Methyl-2-pentanone	ND		2.5	2.5	ug/L	1	08/03/17	MH	SW8260C	
Acetone	ND		5.0	2.5	ug/L	1	08/03/17	MH	SW8260C	
Acrolein	ND		5.0	2.5	ug/L	1	08/03/17	MH	SW8260C	
Acrylonitrile	ND		5.0	2.5	ug/L	1	08/03/17	MH	SW8260C	
Benzene	ND		0.70	0.25	ug/L	1	08/03/17	MH	SW8260C	
Bromobenzene	ND		1.0	0.25	ug/L	1	08/03/17	MH	SW8260C	
Bromochloromethane	ND		1.0	0.25	ug/L	1	08/03/17	MH	SW8260C	
Bromodichloromethane	ND		1.0	0.25	ug/L	1	08/03/17	MH	SW8260C	
Bromoform	ND		5.0	0.25	ug/L	1	08/03/17	MH	SW8260C	
Bromomethane	ND		5.0	0.25	ug/L	1	08/03/17	MH	SW8260C	
Carbon Disulfide	ND		1.0	0.25	ug/L	1	08/03/17	MH	SW8260C	
Carbon tetrachloride	ND		1.0	0.25	ug/L	1	08/03/17	MH	SW8260C	
Chlorobenzene	ND		5.0	0.25	ug/L	1	08/03/17	MH	SW8260C	
Chloroethane	ND		5.0	0.25	ug/L	1	08/03/17	MH	SW8260C	
Chloroform	ND		5.0	0.25	ug/L	1	08/03/17	MH	SW8260C	
Chloromethane	ND		5.0	0.25	ug/L	1	08/03/17	MH	SW8260C	
cis-1,2-Dichloroethene	ND		1.0	0.25	ug/L	1	08/03/17	MH	SW8260C	
cis-1,3-Dichloropropene	ND		0.40	0.25	ug/L	1	08/03/17	MH	SW8260C	
Dibromochloromethane	ND		1.0	0.25	ug/L	1	08/03/17	MH	SW8260C	
Dibromomethane	ND		1.0	0.25	ug/L	1	08/03/17	MH	SW8260C	
Dichlorodifluoromethane	ND		1.0	0.25	ug/L	1	08/03/17	MH	SW8260C	
Ethylbenzene	ND		1.0	0.25	ug/L	1	08/03/17	MH	SW8260C	
Hexachlorobutadiene	ND		0.50	0.20	ug/L	1	08/03/17	MH	SW8260C	
Isopropylbenzene	ND		1.0	0.25	ug/L	1	08/03/17	MH	SW8260C	
m&p-Xylene	ND		1.0	0.25	ug/L	1	08/03/17	MH	SW8260C	
Methyl ethyl ketone	ND		2.5	2.5	ug/L	1	08/03/17	MH	SW8260C	
Methyl t-butyl ether (MTBE)	ND		1.0	0.25	ug/L	1	08/03/17	MH	SW8260C	
Methylene chloride	ND		3.0	1.0	ug/L	1	08/03/17	MH	SW8260C	
Naphthalene	ND		1.0	1.0	ug/L	1	08/03/17	MH	SW8260C	
n-Butylbenzene	ND		1.0	0.25	ug/L	1	08/03/17	MH	SW8260C	

Parameter	Result	RL/ PQL	LOD/ MDL	Units	Dilution	Date/Time	By	Reference	
n-Propylbenzene	ND	1.0	0.25	ug/L	1	08/03/17	MH	SW8260C	
o-Xylene	ND	1.0	0.25	ug/L	1	08/03/17	MH	SW8260C	
p-Isopropyltoluene	ND	1.0	0.25	ug/L	1	08/03/17	MH	SW8260C	
sec-Butylbenzene	ND	1.0	0.25	ug/L	1	08/03/17	MH	SW8260C	
Styrene	ND	1.0	0.25	ug/L	1	08/03/17	MH	SW8260C	
tert-Butylbenzene	ND	1.0	0.25	ug/L	1	08/03/17	MH	SW8260C	
Tetrachloroethene	ND	1.0	0.25	ug/L	1	08/03/17	MH	SW8260C	
Tetrahydrofuran (THF)	ND	5.0	2.5	ug/L	1	08/03/17	MH	SW8260C	1
Toluene	ND	1.0	0.25	ug/L	1	08/03/17	MH	SW8260C	
trans-1,2-Dichloroethene	ND	5.0	0.25	ug/L	1	08/03/17	MH	SW8260C	
trans-1,3-Dichloropropene	ND	0.40	0.25	ug/L	1	08/03/17	MH	SW8260C	
trans-1,4-dichloro-2-butene	ND	2.5	2.5	ug/L	1	08/03/17	MH	SW8260C	
Trichloroethene	ND	1.0	0.25	ug/L	1	08/03/17	MH	SW8260C	
Trichlorofluoromethane	ND	1.0	0.25	ug/L	1	08/03/17	MH	SW8260C	
Trichlorotrifluoroethane	ND	1.0	0.25	ug/L	1	08/03/17	MH	SW8260C	
Vinyl chloride	ND	1.0	0.25	ug/L	1	08/03/17	MH	SW8260C	
QA/QC Surrogates									
% 1,2-dichlorobenzene-d4	100			%	1	08/03/17	MH	70 - 130 %	
% Bromofluorobenzene	97			%	1	08/03/17	MH	70 - 130 %	
% Dibromofluoromethane	100			%	1	08/03/17	MH	70 - 130 %	
% Toluene-d8	99			%	1	08/03/17	MH	70 - 130 %	
Non Target Volatile Compounds	Absent				1	08/04/17	MH		1

Semivolatiles

1,2,4-Trichlorobenzene	ND	4.7	1.4	ug/L	1	08/03/17	DD	SW8270D	
1,2-Dichlorobenzene	ND	0.94	0.94	ug/L	1	08/03/17	DD	SW8270D	
1,2-Diphenylhydrazine	ND	4.7	1.5	ug/L	1	08/03/17	DD	SW8270D	
1,3-Dichlorobenzene	ND	0.94	0.94	ug/L	1	08/03/17	DD	SW8270D	
1,4-Dichlorobenzene	ND	0.94	0.94	ug/L	1	08/03/17	DD	SW8270D	
2,4,5-Trichlorophenol	ND	0.94	0.94	ug/L	1	08/03/17	DD	SW8270D	
2,4,6-Trichlorophenol	ND	0.94	0.94	ug/L	1	08/03/17	DD	SW8270D	
2,4-Dichlorophenol	ND	0.94	0.94	ug/L	1	08/03/17	DD	SW8270D	
2,4-Dimethylphenol	ND	0.94	0.94	ug/L	1	08/03/17	DD	SW8270D	
2,4-Dinitrophenol	ND	0.94	0.94	ug/L	1	08/03/17	DD	SW8270D	
2,4-Dinitrotoluene	ND	4.7	1.8	ug/L	1	08/03/17	DD	SW8270D	
2,6-Dinitrotoluene	ND	4.7	1.5	ug/L	1	08/03/17	DD	SW8270D	
2-Chloronaphthalene	ND	4.7	1.3	ug/L	1	08/03/17	DD	SW8270D	
2-Chlorophenol	ND	0.94	0.94	ug/L	1	08/03/17	DD	SW8270D	
2-Methylnaphthalene	ND	4.7	1.4	ug/L	1	08/03/17	DD	SW8270D	
2-Methylphenol (o-cresol)	ND	0.94	0.94	ug/L	1	08/03/17	DD	SW8270D	
2-Nitroaniline	ND	4.7	1.9	ug/L	1	08/03/17	DD	SW8270D	
2-Nitrophenol	ND	0.94	0.94	ug/L	1	08/03/17	DD	SW8270D	
3&4-Methylphenol (m&p-cresol)	ND	0.94	0.94	ug/L	1	08/03/17	DD	SW8270D	
3,3'-Dichlorobenzidine	ND	4.7	2.2	ug/L	1	08/03/17	DD	SW8270D	
3-Nitroaniline	ND	4.7	1.9	ug/L	1	08/03/17	DD	SW8270D	
4,6-Dinitro-2-methylphenol	ND	0.94	0.94	ug/L	1	08/03/17	DD	SW8270D	
4-Bromophenyl phenyl ether	ND	4.7	1.4	ug/L	1	08/03/17	DD	SW8270D	
4-Chloro-3-methylphenol	ND	0.94	0.94	ug/L	1	08/03/17	DD	SW8270D	
4-Chloroaniline	ND	3.3	2.2	ug/L	1	08/03/17	DD	SW8270D	

Parameter	Result	RL/ PQL	LOD/ MDL	Units	Dilution	Date/Time	By	Reference
4-Chlorophenyl phenyl ether	ND	4.7	1.6	ug/L	1	08/03/17	DD	SW8270D
4-Nitroaniline	ND	4.7	1.6	ug/L	1	08/03/17	DD	SW8270D
4-Nitrophenol	ND	0.94	0.94	ug/L	1	08/03/17	DD	SW8270D
Acenaphthene	ND	4.7	1.4	ug/L	1	08/03/17	DD	SW8270D
Acetophenone	ND	4.7	1.5	ug/L	1	08/03/17	DD	SW8270D
Aniline	ND	3.3	4.7	ug/L	1	08/03/17	DD	SW8270D
Anthracene	ND	4.7	1.5	ug/L	1	08/03/17	DD	SW8270D
Benzidine	ND	4.2	2.8	ug/L	1	08/03/17	DD	SW8270D
Benzoic acid	ND	23	9.4	ug/L	1	08/03/17	DD	SW8270D
Benzyl butyl phthalate	ND	4.7	1.2	ug/L	1	08/03/17	DD	SW8270D
Bis(2-chloroethoxy)methane	ND	4.7	1.3	ug/L	1	08/03/17	DD	SW8270D
Bis(2-chloroethyl)ether	ND	0.94	0.94	ug/L	1	08/03/17	DD	SW8270D
Bis(2-chloroisopropyl)ether	ND	4.7	1.3	ug/L	1	08/03/17	DD	SW8270D
Carbazole	ND	4.7	3.6	ug/L	1	08/03/17	DD	SW8270D
Dibenzofuran	ND	4.7	1.4	ug/L	1	08/03/17	DD	SW8270D
Diethyl phthalate	ND	4.7	1.5	ug/L	1	08/03/17	DD	SW8270D
Dimethylphthalate	ND	4.7	1.5	ug/L	1	08/03/17	DD	SW8270D
Di-n-butylphthalate	ND	4.7	1.2	ug/L	1	08/03/17	DD	SW8270D
Di-n-octylphthalate	ND	4.7	1.2	ug/L	1	08/03/17	DD	SW8270D
Fluoranthene	ND	4.7	1.5	ug/L	1	08/03/17	DD	SW8270D
Fluorene	ND	4.7	1.5	ug/L	1	08/03/17	DD	SW8270D
Hexachlorocyclopentadiene	ND	4.7	1.4	ug/L	1	08/03/17	DD	SW8270D
Isophorone	ND	4.7	1.3	ug/L	1	08/03/17	DD	SW8270D
Naphthalene	ND	4.7	1.4	ug/L	1	08/03/17	DD	SW8270D
N-Nitrosodi-n-propylamine	ND	4.7	1.5	ug/L	1	08/03/17	DD	SW8270D
N-Nitrosodiphenylamine	ND	4.7	1.8	ug/L	1	08/03/17	DD	SW8270D
Phenol	ND	0.94	0.94	ug/L	1	08/03/17	DD	SW8270D
Pyrene	ND	4.7	1.6	ug/L	1	08/03/17	DD	SW8270D
Pyridine	ND	9.4	1.2	ug/L	1	08/03/17	DD	SW8270D
QA/QC Surrogates								
% 2,4,6-Tribromophenol	98			%	1	08/03/17	DD	15 - 110 %
% 2-Fluorobiphenyl	88			%	1	08/03/17	DD	30 - 130 %
% 2-Fluorophenol	41			%	1	08/03/17	DD	15 - 110 %
% Nitrobenzene-d5	72			%	1	08/03/17	DD	30 - 130 %
% Phenol-d5	28			%	1	08/03/17	DD	15 - 110 %
% Terphenyl-d14	102			%	1	08/03/17	DD	30 - 130 %
Semivolatiles								
1,2,4,5-Tetrachlorobenzene	ND	0.47	0.47	ug/L	1	08/02/17	DD	SW8270D (SIM)
Acenaphthylene	ND	0.09	0.09	ug/L	1	08/02/17	DD	SW8270D (SIM)
Benz(a)anthracene	ND	0.02	0.02	ug/L	1	08/02/17	DD	SW8270D (SIM)
Benzo(a)pyrene	ND	0.02	0.02	ug/L	1	08/02/17	DD	SW8270D (SIM)
Benzo(b)fluoranthene	ND	0.02	0.02	ug/L	1	08/02/17	DD	SW8270D (SIM)
Benzo(ghi)perylene	ND	0.02	0.02	ug/L	1	08/02/17	DD	SW8270D (SIM)
Benzo(k)fluoranthene	ND	0.02	0.02	ug/L	1	08/02/17	DD	SW8270D (SIM)
Bis(2-ethylhexyl)phthalate	ND	0.94	0.94	ug/L	1	08/02/17	DD	SW8270D (SIM)
Chrysene	ND	0.02	0.02	ug/L	1	08/02/17	DD	SW8270D (SIM)
Dibenz(a,h)anthracene	ND	0.02	0.02	ug/L	1	08/02/17	DD	SW8270D (SIM)
Hexachlorobenzene	ND	0.02	0.02	ug/L	1	08/02/17	DD	SW8270D (SIM)
Hexachlorobutadiene	ND	0.38	0.38	ug/L	1	08/02/17	DD	SW8270D (SIM)

Parameter	Result	RL/ PQL	LOD/ MDL	Units	Dilution	Date/Time	By	Reference	
Hexachloroethane	ND	0.47	0.47	ug/L	1	08/02/17	DD	SW8270D (SIM)	
Indeno(1,2,3-cd)pyrene	ND	0.02	0.02	ug/L	1	08/02/17	DD	SW8270D (SIM)	
Nitrobenzene	ND	0.09	0.09	ug/L	1	08/02/17	DD	SW8270D (SIM)	B
N-Nitrosodimethylamine	ND	0.09	0.09	ug/L	1	08/02/17	DD	SW8270D (SIM)	
Pentachloronitrobenzene	ND	0.09	0.09	ug/L	1	08/02/17	DD	SW8270D (SIM)	
Pentachlorophenol	ND	0.09	0.09	ug/L	1	08/02/17	DD	SW8270D (SIM)	
Phenanthrene	ND	0.09	0.09	ug/L	1	08/02/17	DD	SW8270D (SIM)	
QA/QC Surrogates									
% 2,4,6-Tribromophenol	76			%	1	08/02/17	DD	15 - 110 %	
% 2-Fluorobiphenyl	73			%	1	08/02/17	DD	30 - 130 %	
% 2-Fluorophenol	50			%	1	08/02/17	DD	15 - 110 %	
% Nitrobenzene-d5	86			%	1	08/02/17	DD	30 - 130 %	
% Phenol-d5	34			%	1	08/02/17	DD	15 - 110 %	
% Terphenyl-d14	94			%	1	08/02/17	DD	30 - 130 %	
Non Target Semivolatile Compounds	Absent				1	08/04/17	DD		1

1 = This parameter is not certified by NY NELAC for this matrix. NY NELAC does not offer certification for all parameters at this time.
B = Present in blank, no bias suspected.

RL/PQL=Reporting/Practical Quantitation Level (Equivalent to NELAC LOQ, Limit of Quantitation) ND=Not Detected BRL=Below Reporting Level L=Biased Low J=Estimated Below RL LOD=Limit of Detection MDL=Method Detection Limit1
QA/QC Surrogates: Surrogates are compounds (preceeded with a %) added by the lab to determine analysis efficiency. Surrogate results(%) listed in the report are not "detected" compounds.

Comments:

Per 1.4.6 of EPA method 8270D, 1,2-Diphenylhydrazine is unstable and readily converts to Azobenzene. Azobenzene is used for the calibration of 1,2-Diphenylhydrazine.

Pesticide Comment:
Due to a matrix interference and/or the presence of a large amount of non-target material in the sample, an elevated RL was reported for the affected compounds.

If there are any questions regarding this data, please call Phoenix Client Services.
This report must not be reproduced except in full as defined by the attached chain of custody.



Phyllis Shiller, Laboratory Director
August 18, 2017
Reviewed and Released by: Jon Carlson, Project Manager

Environmental Laboratories, Inc.
587 East Middle Turnpike, P.O.Box 370, Manchester, CT 06045
Tel. (860) 645-1102 Fax (860) 645-0823

NY # 11301

Analysis Report

August 18, 2017

FOR: Attn: Mr. Rob Gray
NETC
PO Box 2167
Ballston Spa, NY 12020

Sample Information		Custody Information		Date	Time
Matrix:	GROUND WATER	Collected by:		07/31/17	9:40
Location Code:	NETC	Received by:	B	08/01/17	17:15
Rush Request:	72 Hour	Analyzed by:	see "By" below		
P.O.#:	15.0918304				

Laboratory Data

SDG ID: GBY76292
Phoenix ID: BY76295

Project ID: 125 BATH STREET
Client ID: MW-6

Parameter	Result		RL/ PQL	LOD/ MDL	Units	Dilution	Date/Time	By	Reference	
Semi-Volatile Extraction	Completed						08/01/17	N/T	SW3520C	
Volatiles										
1,1,1,2-Tetrachloroethane	ND		1.0	0.25	ug/L	1	08/03/17	MH	SW8260C	
1,1,1-Trichloroethane	ND		5.0	0.25	ug/L	1	08/03/17	MH	SW8260C	
1,1,2,2-Tetrachloroethane	ND		1.0	0.25	ug/L	1	08/03/17	MH	SW8260C	
1,1,2-Trichloroethane	ND		1.0	0.25	ug/L	1	08/03/17	MH	SW8260C	
1,1-Dichloroethane	ND		5.0	0.25	ug/L	1	08/03/17	MH	SW8260C	
1,1-Dichloroethene	ND		1.0	0.25	ug/L	1	08/03/17	MH	SW8260C	
1,1-Dichloropropene	ND		1.0	0.25	ug/L	1	08/03/17	MH	SW8260C	
1,2,3-Trichlorobenzene	ND		1.0	0.25	ug/L	1	08/03/17	MH	SW8260C	
1,2,3-Trichloropropane	ND		1.0	0.25	ug/L	1	08/03/17	MH	SW8260C	
1,2,4-Trichlorobenzene	ND		1.0	0.25	ug/L	1	08/03/17	MH	SW8260C	
1,2,4-Trimethylbenzene	ND		1.0	0.25	ug/L	1	08/03/17	MH	SW8260C	
1,2-Dibromo-3-chloropropane	ND		1.0	0.50	ug/L	1	08/03/17	MH	SW8260C	
1,2-Dibromoethane	ND		1.0	0.25	ug/L	1	08/03/17	MH	SW8260C	
1,2-Dichlorobenzene	ND		1.0	0.25	ug/L	1	08/03/17	MH	SW8260C	
1,2-Dichloroethane	ND		0.60	0.50	ug/L	1	08/03/17	MH	SW8260C	
1,2-Dichloropropane	ND		1.0	0.25	ug/L	1	08/03/17	MH	SW8260C	
1,3,5-Trimethylbenzene	ND		1.0	0.25	ug/L	1	08/03/17	MH	SW8260C	
1,3-Dichlorobenzene	0.48	J	1.0	0.25	ug/L	1	08/03/17	MH	SW8260C	
1,3-Dichloropropane	ND		1.0	0.25	ug/L	1	08/03/17	MH	SW8260C	
1,4-Dichlorobenzene	ND		1.0	0.25	ug/L	1	08/03/17	MH	SW8260C	
2,2-Dichloropropane	ND		1.0	0.25	ug/L	1	08/03/17	MH	SW8260C	
2-Chlorotoluene	ND		1.0	0.25	ug/L	1	08/03/17	MH	SW8260C	
2-Hexanone	ND		2.5	2.5	ug/L	1	08/03/17	MH	SW8260C	
2-Isopropyltoluene	ND		1.0	0.25	ug/L	1	08/03/17	MH	SW8260C	1
4-Chlorotoluene	ND		1.0	0.25	ug/L	1	08/03/17	MH	SW8260C	

Project ID: 125 BATH STREET
Client ID: MW-6

Phoenix I.D.: BY76295

Parameter	Result		RL/ PQL	LOD/ MDL	Units	Dilution	Date/Time	By	Reference	
4-Methyl-2-pentanone	ND		2.5	2.5	ug/L	1	08/03/17	MH	SW8260C	
Acetone	3.1	JS	5.0	2.5	ug/L	1	08/03/17	MH	SW8260C	
Acrolein	ND		5.0	2.5	ug/L	1	08/03/17	MH	SW8260C	
Acrylonitrile	ND		5.0	2.5	ug/L	1	08/03/17	MH	SW8260C	
Benzene	ND		0.70	0.25	ug/L	1	08/03/17	MH	SW8260C	
Bromobenzene	ND		1.0	0.25	ug/L	1	08/03/17	MH	SW8260C	
Bromochloromethane	ND		1.0	0.25	ug/L	1	08/03/17	MH	SW8260C	
Bromodichloromethane	ND		1.0	0.25	ug/L	1	08/03/17	MH	SW8260C	
Bromoform	ND		5.0	0.25	ug/L	1	08/03/17	MH	SW8260C	
Bromomethane	ND		5.0	0.25	ug/L	1	08/03/17	MH	SW8260C	
Carbon Disulfide	ND		1.0	0.25	ug/L	1	08/03/17	MH	SW8260C	
Carbon tetrachloride	ND		1.0	0.25	ug/L	1	08/03/17	MH	SW8260C	
Chlorobenzene	ND		5.0	0.25	ug/L	1	08/03/17	MH	SW8260C	
Chloroethane	ND		5.0	0.25	ug/L	1	08/03/17	MH	SW8260C	
Chloroform	ND		5.0	0.25	ug/L	1	08/03/17	MH	SW8260C	
Chloromethane	ND		5.0	0.25	ug/L	1	08/03/17	MH	SW8260C	
cis-1,2-Dichloroethene	ND		1.0	0.25	ug/L	1	08/03/17	MH	SW8260C	
cis-1,3-Dichloropropene	ND		0.40	0.25	ug/L	1	08/03/17	MH	SW8260C	
Dibromochloromethane	ND		1.0	0.25	ug/L	1	08/03/17	MH	SW8260C	
Dibromomethane	ND		1.0	0.25	ug/L	1	08/03/17	MH	SW8260C	
Dichlorodifluoromethane	ND		1.0	0.25	ug/L	1	08/03/17	MH	SW8260C	
Ethylbenzene	ND		1.0	0.25	ug/L	1	08/03/17	MH	SW8260C	
Hexachlorobutadiene	ND		0.50	0.20	ug/L	1	08/03/17	MH	SW8260C	
Isopropylbenzene	ND		1.0	0.25	ug/L	1	08/03/17	MH	SW8260C	
m&p-Xylene	ND		1.0	0.25	ug/L	1	08/03/17	MH	SW8260C	
Methyl ethyl ketone	ND		2.5	2.5	ug/L	1	08/03/17	MH	SW8260C	
Methyl t-butyl ether (MTBE)	ND		1.0	0.25	ug/L	1	08/03/17	MH	SW8260C	
Methylene chloride	ND		3.0	1.0	ug/L	1	08/03/17	MH	SW8260C	
Naphthalene	ND		1.0	1.0	ug/L	1	08/03/17	MH	SW8260C	
n-Butylbenzene	ND		1.0	0.25	ug/L	1	08/03/17	MH	SW8260C	
n-Propylbenzene	ND		1.0	0.25	ug/L	1	08/03/17	MH	SW8260C	
o-Xylene	ND		1.0	0.25	ug/L	1	08/03/17	MH	SW8260C	
p-Isopropyltoluene	ND		1.0	0.25	ug/L	1	08/03/17	MH	SW8260C	
sec-Butylbenzene	ND		1.0	0.25	ug/L	1	08/03/17	MH	SW8260C	
Styrene	ND		1.0	0.25	ug/L	1	08/03/17	MH	SW8260C	
tert-Butylbenzene	ND		1.0	0.25	ug/L	1	08/03/17	MH	SW8260C	
Tetrachloroethene	ND		1.0	0.25	ug/L	1	08/03/17	MH	SW8260C	
Tetrahydrofuran (THF)	ND		5.0	2.5	ug/L	1	08/03/17	MH	SW8260C	1
Toluene	ND		1.0	0.25	ug/L	1	08/03/17	MH	SW8260C	
trans-1,2-Dichloroethene	ND		5.0	0.25	ug/L	1	08/03/17	MH	SW8260C	
trans-1,3-Dichloropropene	ND		0.40	0.25	ug/L	1	08/03/17	MH	SW8260C	
trans-1,4-dichloro-2-butene	ND		2.5	2.5	ug/L	1	08/03/17	MH	SW8260C	
Trichloroethene	ND		1.0	0.25	ug/L	1	08/03/17	MH	SW8260C	
Trichlorofluoromethane	ND		1.0	0.25	ug/L	1	08/03/17	MH	SW8260C	
Trichlorotrifluoroethane	ND		1.0	0.25	ug/L	1	08/03/17	MH	SW8260C	
Vinyl chloride	ND		1.0	0.25	ug/L	1	08/03/17	MH	SW8260C	
QA/QC Surrogates										
% 1,2-dichlorobenzene-d4	100				%	1	08/03/17	MH	70 - 130 %	
% Bromofluorobenzene	97				%	1	08/03/17	MH	70 - 130 %	

Parameter	Result	RL/ PQL	LOD/ MDL	Units	Dilution	Date/Time	By	Reference	
% Dibromofluoromethane	98			%	1	08/03/17	MH	70 - 130 %	
% Toluene-d8	98			%	1	08/03/17	MH	70 - 130 %	
Non Target Volatile Compounds	Absent				1	08/04/17	MH		1
Semivolatiles									
1,2,4-Trichlorobenzene	ND	5.6	1.7	ug/L	1	08/03/17	DD	SW8270D	
1,2-Dichlorobenzene	ND	1.1	1.1	ug/L	1	08/03/17	DD	SW8270D	
1,2-Diphenylhydrazine	ND	5.6	1.8	ug/L	1	08/03/17	DD	SW8270D	
1,3-Dichlorobenzene	ND	1.1	1.1	ug/L	1	08/03/17	DD	SW8270D	
1,4-Dichlorobenzene	ND	1.1	1.1	ug/L	1	08/03/17	DD	SW8270D	
2,4,5-Trichlorophenol	ND	1.1	1.1	ug/L	1	08/03/17	DD	SW8270D	
2,4,6-Trichlorophenol	ND	1.1	1.1	ug/L	1	08/03/17	DD	SW8270D	
2,4-Dichlorophenol	ND	1.1	1.1	ug/L	1	08/03/17	DD	SW8270D	
2,4-Dimethylphenol	ND	1.1	1.1	ug/L	1	08/03/17	DD	SW8270D	
2,4-Dinitrophenol	ND	1.1	1.1	ug/L	1	08/03/17	DD	SW8270D	
2,4-Dinitrotoluene	ND	5.6	2.2	ug/L	1	08/03/17	DD	SW8270D	
2,6-Dinitrotoluene	ND	5.6	1.8	ug/L	1	08/03/17	DD	SW8270D	
2-Chloronaphthalene	ND	5.6	1.6	ug/L	1	08/03/17	DD	SW8270D	
2-Chlorophenol	ND	1.1	1.1	ug/L	1	08/03/17	DD	SW8270D	
2-Methylnaphthalene	ND	5.6	1.7	ug/L	1	08/03/17	DD	SW8270D	
2-Methylphenol (o-cresol)	ND	1.1	1.1	ug/L	1	08/03/17	DD	SW8270D	
2-Nitroaniline	ND	5.6	2.2	ug/L	1	08/03/17	DD	SW8270D	
2-Nitrophenol	ND	1.1	1.1	ug/L	1	08/03/17	DD	SW8270D	
3&4-Methylphenol (m&p-cresol)	ND	1.1	1.1	ug/L	1	08/03/17	DD	SW8270D	
3,3'-Dichlorobenzidine	ND	5.6	2.7	ug/L	1	08/03/17	DD	SW8270D	
3-Nitroaniline	ND	5.6	2.2	ug/L	1	08/03/17	DD	SW8270D	
4,6-Dinitro-2-methylphenol	ND	1.1	1.1	ug/L	1	08/03/17	DD	SW8270D	
4-Bromophenyl phenyl ether	ND	5.6	1.7	ug/L	1	08/03/17	DD	SW8270D	
4-Chloro-3-methylphenol	ND	1.1	1.1	ug/L	1	08/03/17	DD	SW8270D	
4-Chloroaniline	ND	3.9	2.6	ug/L	1	08/03/17	DD	SW8270D	
4-Chlorophenyl phenyl ether	ND	5.6	1.9	ug/L	1	08/03/17	DD	SW8270D	
4-Nitroaniline	ND	5.6	1.9	ug/L	1	08/03/17	DD	SW8270D	
4-Nitrophenol	ND	1.1	1.1	ug/L	1	08/03/17	DD	SW8270D	
Acenaphthene	ND	5.6	1.7	ug/L	1	08/03/17	DD	SW8270D	
Acetophenone	ND	5.6	1.8	ug/L	1	08/03/17	DD	SW8270D	
Aniline	ND	3.9	5.6	ug/L	1	08/03/17	DD	SW8270D	
Anthracene	ND	5.6	1.8	ug/L	1	08/03/17	DD	SW8270D	
Benzidine	ND	5.1	3.3	ug/L	1	08/03/17	DD	SW8270D	
Benzoic acid	ND	28	11	ug/L	1	08/03/17	DD	SW8270D	
Benzyl butyl phthalate	ND	5.6	1.4	ug/L	1	08/03/17	DD	SW8270D	
Bis(2-chloroethoxy)methane	ND	5.6	1.6	ug/L	1	08/03/17	DD	SW8270D	
Bis(2-chloroethyl)ether	ND	1.1	1.1	ug/L	1	08/03/17	DD	SW8270D	
Bis(2-chloroisopropyl)ether	ND	5.6	1.6	ug/L	1	08/03/17	DD	SW8270D	
Carbazole	ND	5.6	4.3	ug/L	1	08/03/17	DD	SW8270D	
Dibenzofuran	ND	5.6	1.6	ug/L	1	08/03/17	DD	SW8270D	
Diethyl phthalate	ND	5.6	1.8	ug/L	1	08/03/17	DD	SW8270D	
Dimethylphthalate	ND	5.6	1.7	ug/L	1	08/03/17	DD	SW8270D	
Di-n-butylphthalate	ND	5.6	1.5	ug/L	1	08/03/17	DD	SW8270D	
Di-n-octylphthalate	ND	5.6	1.4	ug/L	1	08/03/17	DD	SW8270D	

Parameter	Result	RL/ PQL	LOD/ MDL	Units	Dilution	Date/Time	By	Reference	
Fluoranthene	ND	5.6	1.8	ug/L	1	08/03/17	DD	SW8270D	
Fluorene	ND	5.6	1.9	ug/L	1	08/03/17	DD	SW8270D	
Hexachlorocyclopentadiene	ND	5.6	1.7	ug/L	1	08/03/17	DD	SW8270D	
Isophorone	ND	5.6	1.6	ug/L	1	08/03/17	DD	SW8270D	
Naphthalene	ND	5.6	1.6	ug/L	1	08/03/17	DD	SW8270D	
N-Nitrosodi-n-propylamine	ND	5.6	1.8	ug/L	1	08/03/17	DD	SW8270D	
N-Nitrosodiphenylamine	ND	5.6	2.2	ug/L	1	08/03/17	DD	SW8270D	
Phenol	ND	1.1	1.1	ug/L	1	08/03/17	DD	SW8270D	
Pyrene	ND	5.6	1.9	ug/L	1	08/03/17	DD	SW8270D	
Pyridine	ND	11	1.4	ug/L	1	08/03/17	DD	SW8270D	
QA/QC Surrogates									
% 2,4,6-Tribromophenol	90			%	1	08/03/17	DD	15 - 110 %	
% 2-Fluorobiphenyl	83			%	1	08/03/17	DD	30 - 130 %	
% 2-Fluorophenol	47			%	1	08/03/17	DD	15 - 110 %	
% Nitrobenzene-d5	65			%	1	08/03/17	DD	30 - 130 %	
% Phenol-d5	34			%	1	08/03/17	DD	15 - 110 %	
% Terphenyl-d14	93			%	1	08/03/17	DD	30 - 130 %	
Semivolatiles									
1,2,4,5-Tetrachlorobenzene	ND	0.56	0.56	ug/L	1	08/02/17	DD	SW8270D (SIM)	
Acenaphthylene	ND	0.11	0.11	ug/L	1	08/02/17	DD	SW8270D (SIM)	
Benz(a)anthracene	0.18	0.02	0.02	ug/L	1	08/02/17	DD	SW8270D (SIM)	
Benzo(a)pyrene	0.16	0.02	0.02	ug/L	1	08/02/17	DD	SW8270D (SIM)	
Benzo(b)fluoranthene	0.14	0.02	0.02	ug/L	1	08/02/17	DD	SW8270D (SIM)	
Benzo(ghi)perylene	0.10	0.02	0.02	ug/L	1	08/02/17	DD	SW8270D (SIM)	
Benzo(k)fluoranthene	0.14	0.02	0.02	ug/L	1	08/02/17	DD	SW8270D (SIM)	
Bis(2-ethylhexyl)phthalate	ND	1.1	1.1	ug/L	1	08/02/17	DD	SW8270D (SIM)	
Chrysene	0.16	0.02	0.02	ug/L	1	08/02/17	DD	SW8270D (SIM)	
Dibenz(a,h)anthracene	0.03	0.02	0.02	ug/L	1	08/02/17	DD	SW8270D (SIM)	
Hexachlorobenzene	ND	0.02	0.02	ug/L	1	08/02/17	DD	SW8270D (SIM)	
Hexachlorobutadiene	ND	0.45	0.45	ug/L	1	08/02/17	DD	SW8270D (SIM)	
Hexachloroethane	ND	0.56	0.56	ug/L	1	08/02/17	DD	SW8270D (SIM)	
Indeno(1,2,3-cd)pyrene	0.09	0.02	0.02	ug/L	1	08/02/17	DD	SW8270D (SIM)	
Nitrobenzene	ND	0.11	0.11	ug/L	1	08/02/17	DD	SW8270D (SIM)	B
N-Nitrosodimethylamine	ND	0.11	0.11	ug/L	1	08/02/17	DD	SW8270D (SIM)	
Pentachloronitrobenzene	ND	0.11	0.11	ug/L	1	08/02/17	DD	SW8270D (SIM)	
Pentachlorophenol	ND	0.11	0.11	ug/L	1	08/02/17	DD	SW8270D (SIM)	
Phenanthrene	0.13	0.11	0.11	ug/L	1	08/02/17	DD	SW8270D (SIM)	
QA/QC Surrogates									
% 2,4,6-Tribromophenol	76			%	1	08/02/17	DD	15 - 110 %	
% 2-Fluorobiphenyl	76			%	1	08/02/17	DD	30 - 130 %	
% 2-Fluorophenol	63			%	1	08/02/17	DD	15 - 110 %	
% Nitrobenzene-d5	90			%	1	08/02/17	DD	30 - 130 %	
% Phenol-d5	46			%	1	08/02/17	DD	15 - 110 %	
% Terphenyl-d14	100			%	1	08/02/17	DD	30 - 130 %	
Non Target Semivolatile Compounds	Absent				1	08/04/17	DD		1

Parameter	Result	RL/ PQL	LOD/ MDL	Units	Dilution	Date/Time	By	Reference

1 = This parameter is not certified by NY NELAC for this matrix. NY NELAC does not offer certification for all parameters at this time.
B = Present in blank, no bias suspected.

RL/PQL=Reporting/Practical Quantitation Level (Equivalent to NELAC LOQ, Limit of Quantitation) ND=Not Detected BRL=Below Reporting Level L=Biased Low J=Estimated Below RL LOD=Limit of Detection MDL=Method Detection Limit1
QA/QC Surrogates: Surrogates are compounds (preceeded with a %) added by the lab to determine analysis efficiency. Surrogate results(%) listed in the report are not "detected" compounds.

Comments:

Per 1.4.6 of EPA method 8270D, 1,2-Diphenylhydrazine is unstable and readily converts to Azobenzene. Azobenzene is used for the calibration of 1,2-Diphenylhydrazine.

S - Laboratory solvent, contamination is possible.

If there are any questions regarding this data, please call Phoenix Client Services.
This report must not be reproduced except in full as defined by the attached chain of custody.



Phyllis Shiller, Laboratory Director
August 18, 2017
Reviewed and Released by: Jon Carlson, Project Manager

PHOENIX

Environmental Laboratories, Inc.
587 East Middle Turnpike, P.O.Box 370, Manchester, CT 06045
Tel. (860) 645-1102 Fax (860) 645-0823

ACCREDITED IN ACCORDANCE WITH nelac NY # 11301

Analysis Report

August 18, 2017

FOR: Attn: Mr. Rob Gray
NETC
PO Box 2167
Ballston Spa, NY 12020

Sample Information		Custody Information		Date	Time
Matrix:	GROUND WATER	Collected by:		07/31/17	13:30
Location Code:	NETC	Received by:	B	08/01/17	17:15
Rush Request:	72 Hour	Analyzed by:	see "By" below		
P.O.#:	15.0918304				

Laboratory Data

SDG ID: GBY76292
Phoenix ID: BY76296

Project ID: 125 BATH STREET
Client ID: MW-6

Parameter	Result	RL/ PQL	LOD/ MDL	Units	Dilution	Date/Time	By	Reference
Aluminum	52.7	0.10	0.024	mg/L	10	08/04/17	LK	SW6010C
Antimony	ND	0.002	0.002	mg/L	1	08/03/17	RS	SW7010
Arsenic - LDL	0.016	0.004	0.001	mg/L	1	08/03/17	LK	SW6010C
Barium	0.940	0.010	0.001	mg/L	1	08/03/17	LK	SW6010C
Beryllium	0.002	0.001	0.001	mg/L	1	08/03/17	LK	SW6010C
Calcium	387	0.10	0.030	mg/L	10	08/04/17	LK	SW6010C
Cadmium	0.003 J	0.004	0.0005	mg/L	1	08/03/17	LK	SW6010C
Chromium	0.171	0.001	0.001	mg/L	1	08/03/17	LK	SW6010C
Cobalt	0.033	0.005	0.001	mg/L	1	08/03/17	LK	SW6010C
Copper	0.125	0.005	0.001	mg/L	1	08/03/17	LK	SW6010C
Iron	82.3	0.01	0.01	mg/L	1	08/03/17	LK	SW6010C
Lead	1.26	0.002	0.001	mg/L	1	08/03/17	LK	SW6010C
Magnesium	58.6	0.010	0.01	mg/L	1	08/03/17	LK	SW6010C
Manganese	2.22	0.050	0.010	mg/L	10	08/04/17	LK	SW6010C
Mercury	0.0027	0.0002	0.00015	mg/L	1	08/03/17	RS	SW7470A
Nickel	0.060	0.004	0.001	mg/L	1	08/03/17	LK	SW6010C
Potassium	25.0	0.1	0.1	mg/L	1	08/04/17	LK	SW6010C
Selenium	ND	0.002	0.001	mg/L	1	08/04/17	RS	SW7010
Silver	ND	0.005	0.001	mg/L	1	08/03/17	LK	SW6010C
Sodium	97.9	1.0	1.0	mg/L	10	08/04/17	LK	SW6010C
Thallium - LDL	ND	0.001	0.001	mg/L	1	08/03/17	RS	SW7010
Vanadium	0.105	0.010	0.001	mg/L	1	08/03/17	LK	SW6010C
Zinc	0.334	0.010	0.001	mg/L	1	08/03/17	LK	SW6010C
Mercury Digestion	Completed					08/03/17	Q/W	SW7470A
PCB Extraction (2 Liter)	Completed					08/01/17	NT	SW3510C
Extraction for Pest (2 Liter)	Completed					08/01/17	NT	SW3510C
Total Metals Digestion	Completed					08/02/17	AG	

Project ID: 125 BATH STREET
Client ID: MW-6

Phoenix I.D.: BY76296

Parameter	Result	RL/ PQL	LOD/ MDL	Units	Dilution	Date/Time	By	Reference	
Pesticides									
4,4' -DDD	ND	0.006	0.011	ug/L	1	08/02/17	CW	SW8081B	
4,4' -DDE	ND	0.006	0.011	ug/L	1	08/02/17	CW	SW8081B	
4,4' -DDT	ND	0.006	0.011	ug/L	1	08/02/17	CW	SW8081B	
a-BHC	ND	0.006	0.006	ug/L	1	08/02/17	CW	SW8081B	
a-chlordane	ND	0.011	0.011	ug/L	1	08/02/17	CW	SW8081B	
Alachlor	ND	0.082	0.082	ug/L	1	08/02/17	CW	SW8081B	1
Aldrin	ND	0.002	0.002	ug/L	1	08/02/17	CW	SW8081B	
b-BHC	ND	0.006	0.006	ug/L	1	08/02/17	CW	SW8081B	
Chlordane	ND	0.055	0.055	ug/L	1	08/02/17	CW	SW8081B	
d-BHC	ND	0.006	0.006	ug/L	1	08/02/17	CW	SW8081B	
Dieldrin	ND	0.002	0.002	ug/L	1	08/02/17	CW	SW8081B	
Endosulfan I	ND	0.011	0.011	ug/L	1	08/02/17	CW	SW8081B	
Endosulfan II	ND	0.011	0.011	ug/L	1	08/02/17	CW	SW8081B	
Endosulfan Sulfate	ND	0.011	0.011	ug/L	1	08/02/17	CW	SW8081B	
Endrin	ND	0.011	0.011	ug/L	1	08/02/17	CW	SW8081B	
Endrin Aldehyde	ND	0.011	0.011	ug/L	1	08/02/17	CW	SW8081B	
Endrin ketone	ND	0.011	0.011	ug/L	1	08/02/17	CW	SW8081B	
g-BHC (Lindane)	ND	0.006	0.006	ug/L	1	08/02/17	CW	SW8081B	
g-chlordane	ND	0.011	0.011	ug/L	1	08/02/17	CW	SW8081B	
Heptachlor	ND	0.011	0.011	ug/L	1	08/02/17	CW	SW8081B	
Heptachlor epoxide	ND	0.011	0.011	ug/L	1	08/02/17	CW	SW8081B	
Methoxychlor	ND	0.11	0.11	ug/L	1	08/02/17	CW	SW8081B	
Toxaphene	ND	0.22	0.22	ug/L	1	08/02/17	CW	SW8081B	
QA/QC Surrogates									
%DCBP (Surrogate Rec)	80			%	1	08/02/17	CW	SW8081B	
%TCMX (Surrogate Rec)	81			%	1	08/02/17	CW	SW8081B	
Polychlorinated Biphenyls									
PCB-1016	ND	0.11	0.11	ug/L	1	08/03/17	A/P	E608/SW8082A	
PCB-1221	ND	0.11	0.11	ug/L	1	08/03/17	A/P	E608/SW8082A	
PCB-1232	ND	0.11	0.11	ug/L	1	08/03/17	A/P	E608/SW8082A	
PCB-1242	ND	0.11	0.11	ug/L	1	08/03/17	A/P	E608/SW8082A	
PCB-1248	ND	0.11	0.11	ug/L	1	08/03/17	A/P	E608/SW8082A	
PCB-1254	ND	0.11	0.11	ug/L	1	08/03/17	A/P	E608/SW8082A	
PCB-1260	ND	0.11	0.11	ug/L	1	08/03/17	A/P	E608/SW8082A	
PCB-1262	ND	0.11	0.11	ug/L	1	08/03/17	A/P	E608/SW8082A	
PCB-1268	ND	0.11	0.11	ug/L	1	08/03/17	A/P	E608/SW8082A	
QA/QC Surrogates									
% DCBP	71			%	1	08/03/17	A/P	40 - 140 %	
% TCMX	71			%	1	08/03/17	A/P	E608/SW8082A	

Parameter	Result	RL/ PQL	LOD/ MDL	Units	Dilution	Date/Time	By	Reference

1 = This parameter is not certified by NY NELAC for this matrix. NY NELAC does not offer certification for all parameters at this time.

RL/PQL=Reporting/Practical Quantitation Level (Equivalent to NELAC LOQ, Limit of Quantitation) ND=Not Detected BRL=Below Reporting Level L=Biased Low J=Estimated Below RL LOD=Limit of Detection MDL=Method Detection Limit1
QA/QC Surrogates: Surrogates are compounds (preceeded with a %) added by the lab to determine analysis efficiency. Surrogate results(%) listed in the report are not "detected" compounds.

Comments:

If there are any questions regarding this data, please call Phoenix Client Services.
This report must not be reproduced except in full as defined by the attached chain of custody.

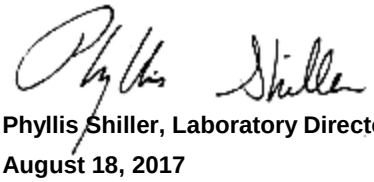

Phyllis Shiller, Laboratory Director
August 18, 2017
Reviewed and Released by: Jon Carlson, Project Manager

Environmental Laboratories, Inc.
587 East Middle Turnpike, P.O.Box 370, Manchester, CT 06045
Tel. (860) 645-1102 Fax (860) 645-0823

NY # 11301

Analysis Report

August 18, 2017

FOR: Attn: Mr. Rob Gray
NETC
PO Box 2167
Ballston Spa, NY 12020

Sample Information		Custody Information		Date	Time
Matrix:	GROUND WATER	Collected by:		07/31/17	14:00
Location Code:	NETC	Received by:	B	08/01/17	17:15
Rush Request:	72 Hour	Analyzed by:	see "By" below		
P.O.#:	15.0918304				

Laboratory Data

SDG ID: GBY76292
Phoenix ID: BY76297

Project ID: 125 BATH STREET
Client ID: NE-1

Parameter	Result	RL/ PQL	LOD/ MDL	Units	Dilution	Date/Time	By	Reference
Aluminum	123	0.10	0.024	mg/L	10	08/04/17	LK	SW6010C
Antimony	ND	0.002	0.002	mg/L	1	08/03/17	RS	SW7010
Arsenic - LDL	0.023	0.004	0.001	mg/L	1	08/03/17	LK	SW6010C
Barium	0.949	0.010	0.001	mg/L	1	08/03/17	LK	SW6010C
Beryllium	0.007	0.001	0.001	mg/L	1	08/03/17	LK	SW6010C
Calcium	86.4	0.010	0.003	mg/L	1	08/03/17	LK	SW6010C
Cadmium	0.006	0.004	0.0005	mg/L	1	08/03/17	LK	SW6010C
Chromium	0.279	0.001	0.001	mg/L	1	08/03/17	LK	SW6010C
Cobalt	0.074	0.005	0.001	mg/L	1	08/03/17	LK	SW6010C
Copper	0.221	0.005	0.001	mg/L	1	08/03/17	LK	SW6010C
Iron	212	0.10	0.10	mg/L	10	08/04/17	LK	SW6010C
Lead	0.032	0.002	0.001	mg/L	1	08/03/17	LK	SW6010C
Magnesium	43.1	0.010	0.01	mg/L	1	08/03/17	LK	SW6010C
Manganese	2.86	0.050	0.010	mg/L	10	08/04/17	LK	SW6010C
Mercury	ND	0.0002	0.00015	mg/L	1	08/02/17	RS	SW7470A
Nickel	0.098	0.004	0.001	mg/L	1	08/03/17	LK	SW6010C
Potassium	31.7	0.1	0.1	mg/L	1	08/04/17	LK	SW6010C
Selenium	ND	0.002	0.001	mg/L	1	08/04/17	RS	SW7010
Silver	ND	0.005	0.001	mg/L	1	08/03/17	LK	SW6010C
Sodium	91.8	1.0	1.0	mg/L	10	08/04/17	LK	SW6010C
Thallium - LDL	ND	0.001	0.001	mg/L	1	08/03/17	RS	SW7010
Vanadium	0.248	0.010	0.001	mg/L	1	08/03/17	LK	SW6010C
Zinc	0.476	0.010	0.001	mg/L	1	08/03/17	LK	SW6010C
Mercury Digestion	Completed					08/02/17	W/W	SW7470A
PCB Extraction (2 Liter)	Completed					08/02/17	N	SW3510C
Extraction for Pest (2 Liter)	Completed					08/02/17	N	SW3510C
Semi-Volatile Extraction	Completed					08/01/17	N/T	SW3520C
Total Metals Digestion	Completed					08/02/17	AG	

Parameter	Result	RL/ PQL	LOD/ MDL	Units	Dilution	Date/Time	By	Reference	
Pesticides									
4,4' -DDD	ND	0.005	0.011	ug/L	1	08/02/17	CW	SW8081B	
4,4' -DDE	ND	0.005	0.011	ug/L	1	08/02/17	CW	SW8081B	
4,4' -DDT	ND	0.005	0.011	ug/L	1	08/02/17	CW	SW8081B	
a-BHC	ND	0.005	0.005	ug/L	1	08/02/17	CW	SW8081B	
a-chlordane	ND	0.011	0.011	ug/L	1	08/02/17	CW	SW8081B	
Alachlor	ND	0.081	0.081	ug/L	1	08/02/17	CW	SW8081B	1
Aldrin	ND	0.002	0.002	ug/L	1	08/02/17	CW	SW8081B	
b-BHC	ND	0.005	0.005	ug/L	1	08/02/17	CW	SW8081B	
Chlordane	ND	0.054	0.054	ug/L	1	08/02/17	CW	SW8081B	
d-BHC	ND	0.005	0.005	ug/L	1	08/02/17	CW	SW8081B	
Dieldrin	ND	0.002	0.002	ug/L	1	08/02/17	CW	SW8081B	
Endosulfan I	ND	0.011	0.011	ug/L	1	08/02/17	CW	SW8081B	
Endosulfan II	ND	0.011	0.011	ug/L	1	08/02/17	CW	SW8081B	
Endosulfan Sulfate	ND	0.011	0.011	ug/L	1	08/02/17	CW	SW8081B	
Endrin	ND	0.011	0.011	ug/L	1	08/02/17	CW	SW8081B	
Endrin Aldehyde	ND	0.011	0.011	ug/L	1	08/02/17	CW	SW8081B	
Endrin ketone	ND	0.011	0.011	ug/L	1	08/02/17	CW	SW8081B	
g-BHC (Lindane)	ND	0.005	0.005	ug/L	1	08/02/17	CW	SW8081B	
g-chlordane	ND	0.011	0.011	ug/L	1	08/02/17	CW	SW8081B	
Heptachlor	ND	0.011	0.011	ug/L	1	08/02/17	CW	SW8081B	
Heptachlor epoxide	ND	0.011	0.011	ug/L	1	08/02/17	CW	SW8081B	
Methoxychlor	ND	0.11	0.11	ug/L	1	08/02/17	CW	SW8081B	
Toxaphene	ND	0.22	0.22	ug/L	1	08/02/17	CW	SW8081B	
QA/QC Surrogates									
%DCBP (Surrogate Rec)	80			%	1	08/02/17	CW	SW8081B	
%TCMX (Surrogate Rec)	80			%	1	08/02/17	CW	SW8081B	
Polychlorinated Biphenyls									
PCB-1016	ND	0.11	0.11	ug/L	1	08/03/17	A/P	E608/SW8082A	
PCB-1221	ND	0.11	0.11	ug/L	1	08/03/17	A/P	E608/SW8082A	
PCB-1232	ND	0.11	0.11	ug/L	1	08/03/17	A/P	E608/SW8082A	
PCB-1242	ND	0.11	0.11	ug/L	1	08/03/17	A/P	E608/SW8082A	
PCB-1248	ND	0.11	0.11	ug/L	1	08/03/17	A/P	E608/SW8082A	
PCB-1254	ND	0.11	0.11	ug/L	1	08/03/17	A/P	E608/SW8082A	
PCB-1260	ND	0.11	0.11	ug/L	1	08/03/17	A/P	E608/SW8082A	
PCB-1262	ND	0.11	0.11	ug/L	1	08/03/17	A/P	E608/SW8082A	
PCB-1268	ND	0.11	0.11	ug/L	1	08/03/17	A/P	E608/SW8082A	
QA/QC Surrogates									
% DCBP	58			%	1	08/03/17	A/P	40 - 140 %	
% TCMX	68			%	1	08/03/17	A/P	E608/SW8082A	
Volatiles									
1,1,1,2-Tetrachloroethane	ND	1.0	0.25	ug/L	1	08/03/17	MH	SW8260C	
1,1,1-Trichloroethane	ND	5.0	0.25	ug/L	1	08/03/17	MH	SW8260C	
1,1,2,2-Tetrachloroethane	ND	1.0	0.25	ug/L	1	08/03/17	MH	SW8260C	
1,1,2-Trichloroethane	ND	1.0	0.25	ug/L	1	08/03/17	MH	SW8260C	
1,1-Dichloroethane	ND	5.0	0.25	ug/L	1	08/03/17	MH	SW8260C	
1,1-Dichloroethene	ND	1.0	0.25	ug/L	1	08/03/17	MH	SW8260C	

Parameter	Result		RL/ PQL	LOD/ MDL	Units	Dilution	Date/Time	By	Reference	
1,1-Dichloropropene	ND		1.0	0.25	ug/L	1	08/03/17	MH	SW8260C	
1,2,3-Trichlorobenzene	ND		1.0	0.25	ug/L	1	08/03/17	MH	SW8260C	
1,2,3-Trichloropropane	ND		1.0	0.25	ug/L	1	08/03/17	MH	SW8260C	
1,2,4-Trichlorobenzene	ND		1.0	0.25	ug/L	1	08/03/17	MH	SW8260C	
1,2,4-Trimethylbenzene	ND		1.0	0.25	ug/L	1	08/03/17	MH	SW8260C	
1,2-Dibromo-3-chloropropane	ND		1.0	0.50	ug/L	1	08/03/17	MH	SW8260C	
1,2-Dibromoethane	ND		1.0	0.25	ug/L	1	08/03/17	MH	SW8260C	
1,2-Dichlorobenzene	ND		1.0	0.25	ug/L	1	08/03/17	MH	SW8260C	
1,2-Dichloroethane	ND		0.60	0.50	ug/L	1	08/03/17	MH	SW8260C	
1,2-Dichloropropane	ND		1.0	0.25	ug/L	1	08/03/17	MH	SW8260C	
1,3,5-Trimethylbenzene	ND		1.0	0.25	ug/L	1	08/03/17	MH	SW8260C	
1,3-Dichlorobenzene	0.99	J	1.0	0.25	ug/L	1	08/03/17	MH	SW8260C	
1,3-Dichloropropane	ND		1.0	0.25	ug/L	1	08/03/17	MH	SW8260C	
1,4-Dichlorobenzene	ND		1.0	0.25	ug/L	1	08/03/17	MH	SW8260C	
2,2-Dichloropropane	ND		1.0	0.25	ug/L	1	08/03/17	MH	SW8260C	
2-Chlorotoluene	ND		1.0	0.25	ug/L	1	08/03/17	MH	SW8260C	
2-Hexanone	ND		2.5	2.5	ug/L	1	08/03/17	MH	SW8260C	
2-Isopropyltoluene	ND		1.0	0.25	ug/L	1	08/03/17	MH	SW8260C	1
4-Chlorotoluene	ND		1.0	0.25	ug/L	1	08/03/17	MH	SW8260C	
4-Methyl-2-pentanone	ND		2.5	2.5	ug/L	1	08/03/17	MH	SW8260C	
Acetone	5.2	S	5.0	2.5	ug/L	1	08/03/17	MH	SW8260C	
Acrolein	ND		5.0	2.5	ug/L	1	08/03/17	MH	SW8260C	
Acrylonitrile	ND		5.0	2.5	ug/L	1	08/03/17	MH	SW8260C	
Benzene	ND		0.70	0.25	ug/L	1	08/03/17	MH	SW8260C	
Bromobenzene	ND		1.0	0.25	ug/L	1	08/03/17	MH	SW8260C	
Bromochloromethane	ND		1.0	0.25	ug/L	1	08/03/17	MH	SW8260C	
Bromodichloromethane	ND		1.0	0.25	ug/L	1	08/03/17	MH	SW8260C	
Bromoform	ND		5.0	0.25	ug/L	1	08/03/17	MH	SW8260C	
Bromomethane	ND		5.0	0.25	ug/L	1	08/03/17	MH	SW8260C	
Carbon Disulfide	ND		1.0	0.25	ug/L	1	08/03/17	MH	SW8260C	
Carbon tetrachloride	ND		1.0	0.25	ug/L	1	08/03/17	MH	SW8260C	
Chlorobenzene	ND		5.0	0.25	ug/L	1	08/03/17	MH	SW8260C	
Chloroethane	ND		5.0	0.25	ug/L	1	08/03/17	MH	SW8260C	
Chloroform	ND		5.0	0.25	ug/L	1	08/03/17	MH	SW8260C	
Chloromethane	ND		5.0	0.25	ug/L	1	08/03/17	MH	SW8260C	
cis-1,2-Dichloroethene	ND		1.0	0.25	ug/L	1	08/03/17	MH	SW8260C	
cis-1,3-Dichloropropene	ND		0.40	0.25	ug/L	1	08/03/17	MH	SW8260C	
Dibromochloromethane	ND		1.0	0.25	ug/L	1	08/03/17	MH	SW8260C	
Dibromomethane	ND		1.0	0.25	ug/L	1	08/03/17	MH	SW8260C	
Dichlorodifluoromethane	ND		1.0	0.25	ug/L	1	08/03/17	MH	SW8260C	
Ethylbenzene	ND		1.0	0.25	ug/L	1	08/03/17	MH	SW8260C	
Hexachlorobutadiene	ND		0.50	0.20	ug/L	1	08/03/17	MH	SW8260C	
Isopropylbenzene	ND		1.0	0.25	ug/L	1	08/03/17	MH	SW8260C	
m&p-Xylene	ND		1.0	0.25	ug/L	1	08/03/17	MH	SW8260C	
Methyl ethyl ketone	ND		2.5	2.5	ug/L	1	08/03/17	MH	SW8260C	
Methyl t-butyl ether (MTBE)	ND		1.0	0.25	ug/L	1	08/03/17	MH	SW8260C	
Methylene chloride	ND		3.0	1.0	ug/L	1	08/03/17	MH	SW8260C	
Naphthalene	ND		1.0	1.0	ug/L	1	08/03/17	MH	SW8260C	
n-Butylbenzene	ND		1.0	0.25	ug/L	1	08/03/17	MH	SW8260C	

Parameter	Result	RL/ PQL	LOD/ MDL	Units	Dilution	Date/Time	By	Reference	
n-Propylbenzene	ND	1.0	0.25	ug/L	1	08/03/17	MH	SW8260C	
o-Xylene	ND	1.0	0.25	ug/L	1	08/03/17	MH	SW8260C	
p-Isopropyltoluene	ND	1.0	0.25	ug/L	1	08/03/17	MH	SW8260C	
sec-Butylbenzene	ND	1.0	0.25	ug/L	1	08/03/17	MH	SW8260C	
Styrene	ND	1.0	0.25	ug/L	1	08/03/17	MH	SW8260C	
tert-Butylbenzene	ND	1.0	0.25	ug/L	1	08/03/17	MH	SW8260C	
Tetrachloroethene	ND	1.0	0.25	ug/L	1	08/03/17	MH	SW8260C	
Tetrahydrofuran (THF)	ND	5.0	2.5	ug/L	1	08/03/17	MH	SW8260C	1
Toluene	ND	1.0	0.25	ug/L	1	08/03/17	MH	SW8260C	
trans-1,2-Dichloroethene	ND	5.0	0.25	ug/L	1	08/03/17	MH	SW8260C	
trans-1,3-Dichloropropene	ND	0.40	0.25	ug/L	1	08/03/17	MH	SW8260C	
trans-1,4-dichloro-2-butene	ND	2.5	2.5	ug/L	1	08/03/17	MH	SW8260C	
Trichloroethene	ND	1.0	0.25	ug/L	1	08/03/17	MH	SW8260C	
Trichlorofluoromethane	ND	1.0	0.25	ug/L	1	08/03/17	MH	SW8260C	
Trichlorotrifluoroethane	ND	1.0	0.25	ug/L	1	08/03/17	MH	SW8260C	
Vinyl chloride	ND	1.0	0.25	ug/L	1	08/03/17	MH	SW8260C	
QA/QC Surrogates									
% 1,2-dichlorobenzene-d4	101			%	1	08/03/17	MH	70 - 130 %	
% Bromofluorobenzene	97			%	1	08/03/17	MH	70 - 130 %	
% Dibromofluoromethane	101			%	1	08/03/17	MH	70 - 130 %	
% Toluene-d8	99			%	1	08/03/17	MH	70 - 130 %	
Non Target Volatile Compounds	Absent				1	08/04/17	MH		1

Semivolatiles

1,2,4-Trichlorobenzene	ND	5.2	1.6	ug/L	1	08/03/17	DD	SW8270D	
1,2-Dichlorobenzene	ND	1.0	1.0	ug/L	1	08/03/17	DD	SW8270D	
1,2-Diphenylhydrazine	ND	5.2	1.7	ug/L	1	08/03/17	DD	SW8270D	
1,3-Dichlorobenzene	ND	1.0	1.0	ug/L	1	08/03/17	DD	SW8270D	
1,4-Dichlorobenzene	ND	1.0	1.0	ug/L	1	08/03/17	DD	SW8270D	
2,4,5-Trichlorophenol	ND	1.0	1.0	ug/L	1	08/03/17	DD	SW8270D	
2,4,6-Trichlorophenol	ND	1.0	1.0	ug/L	1	08/03/17	DD	SW8270D	
2,4-Dichlorophenol	ND	1.0	1.0	ug/L	1	08/03/17	DD	SW8270D	
2,4-Dimethylphenol	ND	1.0	1.0	ug/L	1	08/03/17	DD	SW8270D	
2,4-Dinitrophenol	ND	1.0	1.0	ug/L	1	08/03/17	DD	SW8270D	
2,4-Dinitrotoluene	ND	5.2	2.1	ug/L	1	08/03/17	DD	SW8270D	
2,6-Dinitrotoluene	ND	5.2	1.6	ug/L	1	08/03/17	DD	SW8270D	
2-Chloronaphthalene	ND	5.2	1.5	ug/L	1	08/03/17	DD	SW8270D	
2-Chlorophenol	ND	1.0	1.0	ug/L	1	08/03/17	DD	SW8270D	
2-Methylnaphthalene	ND	5.2	1.6	ug/L	1	08/03/17	DD	SW8270D	
2-Methylphenol (o-cresol)	ND	1.0	1.0	ug/L	1	08/03/17	DD	SW8270D	
2-Nitroaniline	ND	5.2	2.1	ug/L	1	08/03/17	DD	SW8270D	
2-Nitrophenol	ND	1.0	1.0	ug/L	1	08/03/17	DD	SW8270D	
3&4-Methylphenol (m&p-cresol)	ND	1.0	1.0	ug/L	1	08/03/17	DD	SW8270D	
3,3'-Dichlorobenzidine	ND	5.2	2.5	ug/L	1	08/03/17	DD	SW8270D	
3-Nitroaniline	ND	5.2	2.1	ug/L	1	08/03/17	DD	SW8270D	
4,6-Dinitro-2-methylphenol	ND	1.0	1.0	ug/L	1	08/03/17	DD	SW8270D	
4-Bromophenyl phenyl ether	ND	5.2	1.5	ug/L	1	08/03/17	DD	SW8270D	
4-Chloro-3-methylphenol	ND	1.0	1.0	ug/L	1	08/03/17	DD	SW8270D	
4-Chloroaniline	ND	3.6	2.4	ug/L	1	08/03/17	DD	SW8270D	

Parameter	Result	RL/ PQL	LOD/ MDL	Units	Dilution	Date/Time	By	Reference
4-Chlorophenyl phenyl ether	ND	5.2	1.8	ug/L	1	08/03/17	DD	SW8270D
4-Nitroaniline	ND	5.2	1.7	ug/L	1	08/03/17	DD	SW8270D
4-Nitrophenol	ND	1.0	1.0	ug/L	1	08/03/17	DD	SW8270D
Acenaphthene	ND	5.2	1.6	ug/L	1	08/03/17	DD	SW8270D
Acetophenone	ND	5.2	1.6	ug/L	1	08/03/17	DD	SW8270D
Aniline	ND	3.6	5.2	ug/L	1	08/03/17	DD	SW8270D
Anthracene	ND	5.2	1.7	ug/L	1	08/03/17	DD	SW8270D
Benzidine	ND	4.7	3.1	ug/L	1	08/03/17	DD	SW8270D
Benzoic acid	ND	26	10	ug/L	1	08/03/17	DD	SW8270D
Benzyl butyl phthalate	ND	5.2	1.3	ug/L	1	08/03/17	DD	SW8270D
Bis(2-chloroethoxy)methane	ND	5.2	1.4	ug/L	1	08/03/17	DD	SW8270D
Bis(2-chloroethyl)ether	ND	1.0	1.0	ug/L	1	08/03/17	DD	SW8270D
Bis(2-chloroisopropyl)ether	ND	5.2	1.4	ug/L	1	08/03/17	DD	SW8270D
Carbazole	ND	5.2	3.9	ug/L	1	08/03/17	DD	SW8270D
Dibenzofuran	ND	5.2	1.5	ug/L	1	08/03/17	DD	SW8270D
Diethyl phthalate	ND	5.2	1.6	ug/L	1	08/03/17	DD	SW8270D
Dimethylphthalate	ND	5.2	1.6	ug/L	1	08/03/17	DD	SW8270D
Di-n-butylphthalate	ND	5.2	1.4	ug/L	1	08/03/17	DD	SW8270D
Di-n-octylphthalate	ND	5.2	1.3	ug/L	1	08/03/17	DD	SW8270D
Fluoranthene	ND	5.2	1.7	ug/L	1	08/03/17	DD	SW8270D
Fluorene	ND	5.2	1.7	ug/L	1	08/03/17	DD	SW8270D
Hexachlorocyclopentadiene	ND	5.2	1.6	ug/L	1	08/03/17	DD	SW8270D
Isophorone	ND	5.2	1.5	ug/L	1	08/03/17	DD	SW8270D
Naphthalene	ND	5.2	1.5	ug/L	1	08/03/17	DD	SW8270D
N-Nitrosodi-n-propylamine	ND	5.2	1.7	ug/L	1	08/03/17	DD	SW8270D
N-Nitrosodiphenylamine	ND	5.2	2.0	ug/L	1	08/03/17	DD	SW8270D
Phenol	ND	1.0	1.0	ug/L	1	08/03/17	DD	SW8270D
Pyrene	ND	5.2	1.8	ug/L	1	08/03/17	DD	SW8270D
Pyridine	ND	10	1.3	ug/L	1	08/03/17	DD	SW8270D
QA/QC Surrogates								
% 2,4,6-Tribromophenol	87			%	1	08/03/17	DD	15 - 110 %
% 2-Fluorobiphenyl	75			%	1	08/03/17	DD	30 - 130 %
% 2-Fluorophenol	42			%	1	08/03/17	DD	15 - 110 %
% Nitrobenzene-d5	63			%	1	08/03/17	DD	30 - 130 %
% Phenol-d5	30			%	1	08/03/17	DD	15 - 110 %
% Terphenyl-d14	83			%	1	08/03/17	DD	30 - 130 %
Semivolatiles								
1,2,4,5-Tetrachlorobenzene	ND	0.52	0.52	ug/L	1	08/02/17	DD	SW8270D (SIM)
Acenaphthylene	ND	0.10	0.10	ug/L	1	08/02/17	DD	SW8270D (SIM)
Benz(a)anthracene	ND	0.02	0.02	ug/L	1	08/02/17	DD	SW8270D (SIM)
Benzo(a)pyrene	ND	0.02	0.02	ug/L	1	08/02/17	DD	SW8270D (SIM)
Benzo(b)fluoranthene	ND	0.02	0.02	ug/L	1	08/02/17	DD	SW8270D (SIM)
Benzo(ghi)perylene	ND	0.02	0.02	ug/L	1	08/02/17	DD	SW8270D (SIM)
Benzo(k)fluoranthene	ND	0.02	0.02	ug/L	1	08/02/17	DD	SW8270D (SIM)
Bis(2-ethylhexyl)phthalate	ND	1.0	1.0	ug/L	1	08/02/17	DD	SW8270D (SIM)
Chrysene	ND	0.02	0.02	ug/L	1	08/02/17	DD	SW8270D (SIM)
Dibenz(a,h)anthracene	ND	0.02	0.02	ug/L	1	08/02/17	DD	SW8270D (SIM)
Hexachlorobenzene	ND	0.02	0.02	ug/L	1	08/02/17	DD	SW8270D (SIM)
Hexachlorobutadiene	ND	0.42	0.42	ug/L	1	08/02/17	DD	SW8270D (SIM)

Parameter	Result	RL/ PQL	LOD/ MDL	Units	Dilution	Date/Time	By	Reference	
Hexachloroethane	ND	0.52	0.52	ug/L	1	08/02/17	DD	SW8270D (SIM)	
Indeno(1,2,3-cd)pyrene	ND	0.02	0.02	ug/L	1	08/02/17	DD	SW8270D (SIM)	
Nitrobenzene	ND	0.10	0.10	ug/L	1	08/02/17	DD	SW8270D (SIM)	B
N-Nitrosodimethylamine	ND	0.10	0.10	ug/L	1	08/02/17	DD	SW8270D (SIM)	
Pentachloronitrobenzene	ND	0.10	0.10	ug/L	1	08/02/17	DD	SW8270D (SIM)	
Pentachlorophenol	ND	0.10	0.10	ug/L	1	08/02/17	DD	SW8270D (SIM)	
Phenanthrene	ND	0.10	0.10	ug/L	1	08/02/17	DD	SW8270D (SIM)	
QA/QC Surrogates									
% 2,4,6-Tribromophenol	69			%	1	08/02/17	DD	15 - 110 %	
% 2-Fluorobiphenyl	67			%	1	08/02/17	DD	30 - 130 %	
% 2-Fluorophenol	55			%	1	08/02/17	DD	15 - 110 %	
% Nitrobenzene-d5	84			%	1	08/02/17	DD	30 - 130 %	
% Phenol-d5	40			%	1	08/02/17	DD	15 - 110 %	
% Terphenyl-d14	84			%	1	08/02/17	DD	30 - 130 %	
Non Target Semivolatile Compounds	Absent				1	08/04/17	DD		1

1 = This parameter is not certified by NY NELAC for this matrix. NY NELAC does not offer certification for all parameters at this time.
B = Present in blank, no bias suspected.

RL/PQL=Reporting/Practical Quantitation Level (Equivalent to NELAC LOQ, Limit of Quantitation) ND=Not Detected BRL=Below Reporting Level L=Biased Low J=Estimated Below RL LOD=Limit of Detection MDL=Method Detection Limit1
QA/QC Surrogates: Surrogates are compounds (preceeded with a %) added by the lab to determine analysis efficiency. Surrogate results(%) listed in the report are not "detected" compounds.

Comments:

Per 1.4.6 of EPA method 8270D, 1,2-Diphenylhydrazine is unstable and readily converts to Azobenzene. Azobenzene is used for the calibration of 1,2-Diphenylhydrazine.

S - Laboratory solvent, contamination is possible.

If there are any questions regarding this data, please call Phoenix Client Services.
This report must not be reproduced except in full as defined by the attached chain of custody.

Phyllis Shiller, Laboratory Director
August 18, 2017
Reviewed and Released by: Jon Carlson, Project Manager

Environmental Laboratories, Inc.
587 East Middle Turnpike, P.O.Box 370, Manchester, CT 06045
Tel. (860) 645-1102 Fax (860) 645-0823

NY # 11301

Analysis Report

August 18, 2017

FOR: Attn: Mr. Rob Gray
NETC
PO Box 2167
Ballston Spa, NY 12020

Sample Information		Custody Information		Date	Time
Matrix:	GROUND WATER	Collected by:		07/31/17	8:45
Location Code:	NETC	Received by:	B	08/01/17	17:15
Rush Request:	72 Hour	Analyzed by:	see "By" below		
P.O.#:	15.0918304				

Laboratory Data

SDG ID: GBY76292
Phoenix ID: BY76298

Project ID: 125 BATH STREET
Client ID: B4-1

Parameter	Result	RL/ PQL	LOD/ MDL	Units	Dilution	Date/Time	By	Reference
Aluminum	2.39	0.010	0.0024	mg/L	1	08/05/17	LK	SW6010C
Antimony	ND	0.002	0.002	mg/L	1	08/07/17	RS	SW7010
Arsenic - LDL	0.008	0.004	0.001	mg/L	1	08/05/17	LK	SW6010C
Barium	0.242	0.010	0.001	mg/L	1	08/05/17	LK	SW6010C
Beryllium	ND	0.001	0.001	mg/L	1	08/05/17	LK	SW6010C
Calcium	64.7	0.010	0.003	mg/L	1	08/05/17	LK	SW6010C
Cadmium	ND	0.004	0.0005	mg/L	1	08/05/17	LK	SW6010C
Chromium	0.031	0.001	0.001	mg/L	1	08/05/17	LK	SW6010C
Cobalt	ND	0.005	0.001	mg/L	1	08/05/17	LK	SW6010C
Copper	0.009	0.005	0.001	mg/L	1	08/05/17	LK	SW6010C
Iron	3.58	0.01	0.01	mg/L	1	08/05/17	LK	SW6010C
Lead	0.008	0.002	0.001	mg/L	1	08/05/17	LK	SW6010C
Magnesium	23.9	0.010	0.01	mg/L	1	08/05/17	LK	SW6010C
Manganese	0.173	0.005	0.001	mg/L	1	08/05/17	LK	SW6010C
Mercury	ND	0.0002	0.00015	mg/L	1	08/03/17	RS	SW7470A
Nickel	0.006	0.004	0.001	mg/L	1	08/05/17	LK	SW6010C
Potassium	14.7	0.1	0.1	mg/L	1	08/05/17	LK	SW6010C
Selenium	ND	0.002	0.001	mg/L	1	08/04/17	RS	SW7010
Silver	ND	0.005	0.001	mg/L	1	08/05/17	LK	SW6010C
Sodium	590	10	10	mg/L	100	08/07/17	MA	SW6010C
Thallium - LDL	ND	0.001	0.001	mg/L	1	08/04/17	RS	SW7010
Vanadium	0.005	J 0.010	0.001	mg/L	1	08/05/17	LK	SW6010C
Zinc	0.019	0.010	0.001	mg/L	1	08/05/17	LK	SW6010C
Mercury Digestion	Completed					08/03/17	Q/W	SW7470A
PCB Extraction (2 Liter)	Completed					08/01/17	NT	SW3510C
Extraction for Pest (2 Liter)	Completed					08/01/17	NT	SW3510C
Semi-Volatile Extraction	Completed					08/01/17	N/T	SW3520C
Total Metals Digestion	Completed					08/03/17	AG	

Parameter	Result	RL/ PQL	LOD/ MDL	Units	Dilution	Date/Time	By	Reference	
Pesticides									
4,4' -DDD	ND	0.005	0.010	ug/L	1	08/02/17	CW	SW8081B	
4,4' -DDE	ND	0.010	0.010	ug/L	1	08/02/17	CW	SW8081B	
4,4' -DDT	ND	0.010	0.010	ug/L	1	08/02/17	CW	SW8081B	
a-BHC	ND	0.005	0.005	ug/L	1	08/02/17	CW	SW8081B	
a-chlordane	ND	0.010	0.010	ug/L	1	08/02/17	CW	SW8081B	
Alachlor	ND	0.075	0.075	ug/L	1	08/02/17	CW	SW8081B	1
Aldrin	ND	0.002	0.002	ug/L	1	08/02/17	CW	SW8081B	
b-BHC	ND	0.005	0.005	ug/L	1	08/02/17	CW	SW8081B	
Chlordane	ND	0.050	0.050	ug/L	1	08/02/17	CW	SW8081B	
d-BHC	ND	0.005	0.005	ug/L	1	08/02/17	CW	SW8081B	
Dieldrin	ND	0.002	0.002	ug/L	1	08/02/17	CW	SW8081B	
Endosulfan I	ND	0.010	0.010	ug/L	1	08/02/17	CW	SW8081B	
Endosulfan II	ND	0.010	0.010	ug/L	1	08/02/17	CW	SW8081B	
Endosulfan Sulfate	ND	0.010	0.010	ug/L	1	08/02/17	CW	SW8081B	
Endrin	ND	0.010	0.010	ug/L	1	08/02/17	CW	SW8081B	
Endrin Aldehyde	ND	0.010	0.010	ug/L	1	08/02/17	CW	SW8081B	
Endrin ketone	ND	0.010	0.010	ug/L	1	08/02/17	CW	SW8081B	
g-BHC (Lindane)	ND	0.005	0.005	ug/L	1	08/02/17	CW	SW8081B	
g-chlordane	ND	0.010	0.010	ug/L	1	08/02/17	CW	SW8081B	
Heptachlor	ND	0.010	0.010	ug/L	1	08/02/17	CW	SW8081B	
Heptachlor epoxide	ND	0.010	0.010	ug/L	1	08/02/17	CW	SW8081B	
Methoxychlor	ND	0.10	0.10	ug/L	1	08/02/17	CW	SW8081B	
Toxaphene	ND	0.20	0.20	ug/L	1	08/02/17	CW	SW8081B	
QA/QC Surrogates									
%DCBP (Surrogate Rec)	95			%	1	08/02/17	CW	SW8081B	
%TCMX (Surrogate Rec)	96			%	1	08/02/17	CW	SW8081B	
Polychlorinated Biphenyls									
PCB-1016	ND	0.10	0.10	ug/L	1	08/03/17	A/P	E608/SW8082A	
PCB-1221	ND	0.10	0.10	ug/L	1	08/03/17	A/P	E608/SW8082A	
PCB-1232	ND	0.10	0.10	ug/L	1	08/03/17	A/P	E608/SW8082A	
PCB-1242	ND	0.10	0.10	ug/L	1	08/03/17	A/P	E608/SW8082A	
PCB-1248	ND	0.10	0.10	ug/L	1	08/03/17	A/P	E608/SW8082A	
PCB-1254	ND	0.10	0.10	ug/L	1	08/03/17	A/P	E608/SW8082A	
PCB-1260	ND	0.10	0.10	ug/L	1	08/03/17	A/P	E608/SW8082A	
PCB-1262	ND	0.10	0.10	ug/L	1	08/03/17	A/P	E608/SW8082A	
PCB-1268	ND	0.10	0.10	ug/L	1	08/03/17	A/P	E608/SW8082A	
QA/QC Surrogates									
% DCBP	73			%	1	08/03/17	A/P	40 - 140 %	
% TCMX	61			%	1	08/03/17	A/P	E608/SW8082A	
Volatiles									
1,1,1,2-Tetrachloroethane	ND	1.0	0.25	ug/L	1	08/03/17	MH	SW8260C	
1,1,1-Trichloroethane	ND	5.0	0.25	ug/L	1	08/03/17	MH	SW8260C	
1,1,2,2-Tetrachloroethane	ND	1.0	0.25	ug/L	1	08/03/17	MH	SW8260C	
1,1,2-Trichloroethane	ND	1.0	0.25	ug/L	1	08/03/17	MH	SW8260C	
1,1-Dichloroethane	ND	5.0	0.25	ug/L	1	08/03/17	MH	SW8260C	
1,1-Dichloroethene	ND	1.0	0.25	ug/L	1	08/03/17	MH	SW8260C	

Project ID: 125 BATH STREET
Client ID: B4-1

Phoenix I.D.: BY76298

Parameter	Result		RL/ PQL	LOD/ MDL	Units	Dilution	Date/Time	By	Reference	
1,1-Dichloropropene	ND		1.0	0.25	ug/L	1	08/03/17	MH	SW8260C	
1,2,3-Trichlorobenzene	ND		1.0	0.25	ug/L	1	08/03/17	MH	SW8260C	
1,2,3-Trichloropropane	ND		1.0	0.25	ug/L	1	08/03/17	MH	SW8260C	
1,2,4-Trichlorobenzene	ND		1.0	0.25	ug/L	1	08/03/17	MH	SW8260C	
1,2,4-Trimethylbenzene	ND		1.0	0.25	ug/L	1	08/03/17	MH	SW8260C	
1,2-Dibromo-3-chloropropane	ND		1.0	0.50	ug/L	1	08/03/17	MH	SW8260C	
1,2-Dibromoethane	ND		1.0	0.25	ug/L	1	08/03/17	MH	SW8260C	
1,2-Dichlorobenzene	ND		1.0	0.25	ug/L	1	08/03/17	MH	SW8260C	
1,2-Dichloroethane	ND		0.60	0.50	ug/L	1	08/03/17	MH	SW8260C	
1,2-Dichloropropane	ND		1.0	0.25	ug/L	1	08/03/17	MH	SW8260C	
1,3,5-Trimethylbenzene	ND		1.0	0.25	ug/L	1	08/03/17	MH	SW8260C	
1,3-Dichlorobenzene	0.30	J	1.0	0.25	ug/L	1	08/03/17	MH	SW8260C	
1,3-Dichloropropane	ND		1.0	0.25	ug/L	1	08/03/17	MH	SW8260C	
1,4-Dichlorobenzene	ND		1.0	0.25	ug/L	1	08/03/17	MH	SW8260C	
2,2-Dichloropropane	ND		1.0	0.25	ug/L	1	08/03/17	MH	SW8260C	
2-Chlorotoluene	ND		1.0	0.25	ug/L	1	08/03/17	MH	SW8260C	
2-Hexanone	ND		2.5	2.5	ug/L	1	08/03/17	MH	SW8260C	
2-Isopropyltoluene	ND		1.0	0.25	ug/L	1	08/03/17	MH	SW8260C	1
4-Chlorotoluene	ND		1.0	0.25	ug/L	1	08/03/17	MH	SW8260C	
4-Methyl-2-pentanone	ND		2.5	2.5	ug/L	1	08/03/17	MH	SW8260C	
Acetone	ND		5.0	2.5	ug/L	1	08/03/17	MH	SW8260C	
Acrolein	ND		5.0	2.5	ug/L	1	08/03/17	MH	SW8260C	
Acrylonitrile	ND		5.0	2.5	ug/L	1	08/03/17	MH	SW8260C	
Benzene	ND		0.70	0.25	ug/L	1	08/03/17	MH	SW8260C	
Bromobenzene	ND		1.0	0.25	ug/L	1	08/03/17	MH	SW8260C	
Bromochloromethane	ND		1.0	0.25	ug/L	1	08/03/17	MH	SW8260C	
Bromodichloromethane	ND		1.0	0.25	ug/L	1	08/03/17	MH	SW8260C	
Bromoform	ND		5.0	0.25	ug/L	1	08/03/17	MH	SW8260C	
Bromomethane	ND		5.0	0.25	ug/L	1	08/03/17	MH	SW8260C	
Carbon Disulfide	ND		1.0	0.25	ug/L	1	08/03/17	MH	SW8260C	
Carbon tetrachloride	ND		1.0	0.25	ug/L	1	08/03/17	MH	SW8260C	
Chlorobenzene	ND		5.0	0.25	ug/L	1	08/03/17	MH	SW8260C	
Chloroethane	ND		5.0	0.25	ug/L	1	08/03/17	MH	SW8260C	
Chloroform	ND		5.0	0.25	ug/L	1	08/03/17	MH	SW8260C	
Chloromethane	ND		5.0	0.25	ug/L	1	08/03/17	MH	SW8260C	
cis-1,2-Dichloroethene	ND		1.0	0.25	ug/L	1	08/03/17	MH	SW8260C	
cis-1,3-Dichloropropene	ND		0.40	0.25	ug/L	1	08/03/17	MH	SW8260C	
Dibromochloromethane	ND		1.0	0.25	ug/L	1	08/03/17	MH	SW8260C	
Dibromomethane	ND		1.0	0.25	ug/L	1	08/03/17	MH	SW8260C	
Dichlorodifluoromethane	0.85	J	1.0	0.25	ug/L	1	08/03/17	MH	SW8260C	
Ethylbenzene	ND		1.0	0.25	ug/L	1	08/03/17	MH	SW8260C	
Hexachlorobutadiene	ND		0.50	0.20	ug/L	1	08/03/17	MH	SW8260C	
Isopropylbenzene	ND		1.0	0.25	ug/L	1	08/03/17	MH	SW8260C	
m&p-Xylene	ND		1.0	0.25	ug/L	1	08/03/17	MH	SW8260C	
Methyl ethyl ketone	ND		2.5	2.5	ug/L	1	08/03/17	MH	SW8260C	
Methyl t-butyl ether (MTBE)	ND		1.0	0.25	ug/L	1	08/03/17	MH	SW8260C	
Methylene chloride	ND		3.0	1.0	ug/L	1	08/03/17	MH	SW8260C	
Naphthalene	ND		1.0	1.0	ug/L	1	08/03/17	MH	SW8260C	
n-Butylbenzene	ND		1.0	0.25	ug/L	1	08/03/17	MH	SW8260C	

Parameter	Result	RL/ PQL	LOD/ MDL	Units	Dilution	Date/Time	By	Reference	
n-Propylbenzene	ND	1.0	0.25	ug/L	1	08/03/17	MH	SW8260C	
o-Xylene	ND	1.0	0.25	ug/L	1	08/03/17	MH	SW8260C	
p-Isopropyltoluene	ND	1.0	0.25	ug/L	1	08/03/17	MH	SW8260C	
sec-Butylbenzene	ND	1.0	0.25	ug/L	1	08/03/17	MH	SW8260C	
Styrene	ND	1.0	0.25	ug/L	1	08/03/17	MH	SW8260C	
tert-Butylbenzene	ND	1.0	0.25	ug/L	1	08/03/17	MH	SW8260C	
Tetrachloroethene	ND	1.0	0.25	ug/L	1	08/03/17	MH	SW8260C	
Tetrahydrofuran (THF)	ND	5.0	2.5	ug/L	1	08/03/17	MH	SW8260C	1
Toluene	ND	1.0	0.25	ug/L	1	08/03/17	MH	SW8260C	
trans-1,2-Dichloroethene	ND	5.0	0.25	ug/L	1	08/03/17	MH	SW8260C	
trans-1,3-Dichloropropene	ND	0.40	0.25	ug/L	1	08/03/17	MH	SW8260C	
trans-1,4-dichloro-2-butene	ND	2.5	2.5	ug/L	1	08/03/17	MH	SW8260C	
Trichloroethene	ND	1.0	0.25	ug/L	1	08/03/17	MH	SW8260C	
Trichlorofluoromethane	17	1.0	0.25	ug/L	1	08/03/17	MH	SW8260C	
Trichlorotrifluoroethane	ND	1.0	0.25	ug/L	1	08/03/17	MH	SW8260C	
Vinyl chloride	ND	1.0	0.25	ug/L	1	08/03/17	MH	SW8260C	
QA/QC Surrogates									
% 1,2-dichlorobenzene-d4	100			%	1	08/03/17	MH	70 - 130 %	
% Bromofluorobenzene	98			%	1	08/03/17	MH	70 - 130 %	
% Dibromofluoromethane	100			%	1	08/03/17	MH	70 - 130 %	
% Toluene-d8	99			%	1	08/03/17	MH	70 - 130 %	
Non Target Volatile Compounds	Absent				1	08/04/17	MH		1

Semivolatiles

1,2,4-Trichlorobenzene	ND	5.0	1.5	ug/L	1	08/03/17	DD	SW8270D	
1,2-Dichlorobenzene	ND	1.0	1.0	ug/L	1	08/03/17	DD	SW8270D	
1,2-Diphenylhydrazine	ND	5.0	1.6	ug/L	1	08/03/17	DD	SW8270D	
1,3-Dichlorobenzene	ND	1.0	1.0	ug/L	1	08/03/17	DD	SW8270D	
1,4-Dichlorobenzene	ND	1.0	1.0	ug/L	1	08/03/17	DD	SW8270D	
2,4,5-Trichlorophenol	ND	1.0	1.0	ug/L	1	08/03/17	DD	SW8270D	
2,4,6-Trichlorophenol	ND	1.0	1.0	ug/L	1	08/03/17	DD	SW8270D	
2,4-Dichlorophenol	ND	1.0	1.0	ug/L	1	08/03/17	DD	SW8270D	
2,4-Dimethylphenol	ND	1.0	1.0	ug/L	1	08/03/17	DD	SW8270D	
2,4-Dinitrophenol	ND	1.0	1.0	ug/L	1	08/03/17	DD	SW8270D	
2,4-Dinitrotoluene	ND	5.0	2.0	ug/L	1	08/03/17	DD	SW8270D	
2,6-Dinitrotoluene	ND	5.0	1.6	ug/L	1	08/03/17	DD	SW8270D	
2-Chloronaphthalene	ND	5.0	1.4	ug/L	1	08/03/17	DD	SW8270D	
2-Chlorophenol	ND	1.0	1.0	ug/L	1	08/03/17	DD	SW8270D	
2-Methylnaphthalene	ND	5.0	1.5	ug/L	1	08/03/17	DD	SW8270D	
2-Methylphenol (o-cresol)	ND	1.0	1.0	ug/L	1	08/03/17	DD	SW8270D	
2-Nitroaniline	ND	5.0	2.0	ug/L	1	08/03/17	DD	SW8270D	
2-Nitrophenol	ND	1.0	1.0	ug/L	1	08/03/17	DD	SW8270D	
3&4-Methylphenol (m&p-cresol)	ND	1.0	1.0	ug/L	1	08/03/17	DD	SW8270D	
3,3'-Dichlorobenzidine	ND	5.0	2.4	ug/L	1	08/03/17	DD	SW8270D	
3-Nitroaniline	ND	5.0	2.0	ug/L	1	08/03/17	DD	SW8270D	
4,6-Dinitro-2-methylphenol	ND	1.0	1.0	ug/L	1	08/03/17	DD	SW8270D	
4-Bromophenyl phenyl ether	ND	5.0	1.5	ug/L	1	08/03/17	DD	SW8270D	
4-Chloro-3-methylphenol	ND	1.0	1.0	ug/L	1	08/03/17	DD	SW8270D	
4-Chloroaniline	ND	3.5	2.3	ug/L	1	08/03/17	DD	SW8270D	

Parameter	Result	RL/ PQL	LOD/ MDL	Units	Dilution	Date/Time	By	Reference
4-Chlorophenyl phenyl ether	ND	5.0	1.7	ug/L	1	08/03/17	DD	SW8270D
4-Nitroaniline	ND	5.0	1.7	ug/L	1	08/03/17	DD	SW8270D
4-Nitrophenol	ND	1.0	1.0	ug/L	1	08/03/17	DD	SW8270D
Acenaphthene	ND	5.0	1.5	ug/L	1	08/03/17	DD	SW8270D
Acetophenone	ND	5.0	1.6	ug/L	1	08/03/17	DD	SW8270D
Aniline	ND	3.5	5.0	ug/L	1	08/03/17	DD	SW8270D
Anthracene	ND	5.0	1.6	ug/L	1	08/03/17	DD	SW8270D
Benzidine	ND	4.5	2.9	ug/L	1	08/03/17	DD	SW8270D
Benzoic acid	ND	25	10	ug/L	1	08/03/17	DD	SW8270D
Benzyl butyl phthalate	ND	5.0	1.3	ug/L	1	08/03/17	DD	SW8270D
Bis(2-chloroethoxy)methane	ND	5.0	1.4	ug/L	1	08/03/17	DD	SW8270D
Bis(2-chloroethyl)ether	ND	1.0	1.0	ug/L	1	08/03/17	DD	SW8270D
Bis(2-chloroisopropyl)ether	ND	5.0	1.4	ug/L	1	08/03/17	DD	SW8270D
Carbazole	ND	5.0	3.8	ug/L	1	08/03/17	DD	SW8270D
Dibenzofuran	ND	5.0	1.5	ug/L	1	08/03/17	DD	SW8270D
Diethyl phthalate	ND	5.0	1.6	ug/L	1	08/03/17	DD	SW8270D
Dimethylphthalate	ND	5.0	1.6	ug/L	1	08/03/17	DD	SW8270D
Di-n-butylphthalate	ND	5.0	1.3	ug/L	1	08/03/17	DD	SW8270D
Di-n-octylphthalate	ND	5.0	1.3	ug/L	1	08/03/17	DD	SW8270D
Fluoranthene	ND	5.0	1.6	ug/L	1	08/03/17	DD	SW8270D
Fluorene	ND	5.0	1.7	ug/L	1	08/03/17	DD	SW8270D
Hexachlorocyclopentadiene	ND	5.0	1.5	ug/L	1	08/03/17	DD	SW8270D
Isophorone	ND	5.0	1.4	ug/L	1	08/03/17	DD	SW8270D
Naphthalene	ND	5.0	1.4	ug/L	1	08/03/17	DD	SW8270D
N-Nitrosodi-n-propylamine	ND	5.0	1.6	ug/L	1	08/03/17	DD	SW8270D
N-Nitrosodiphenylamine	ND	5.0	1.9	ug/L	1	08/03/17	DD	SW8270D
Phenol	ND	1.0	1.0	ug/L	1	08/03/17	DD	SW8270D
Pyrene	ND	5.0	1.7	ug/L	1	08/03/17	DD	SW8270D
Pyridine	ND	10	1.2	ug/L	1	08/03/17	DD	SW8270D
QA/QC Surrogates								
% 2,4,6-Tribromophenol	104			%	1	08/03/17	DD	15 - 110 %
% 2-Fluorobiphenyl	82			%	1	08/03/17	DD	30 - 130 %
% 2-Fluorophenol	40			%	1	08/03/17	DD	15 - 110 %
% Nitrobenzene-d5	70			%	1	08/03/17	DD	30 - 130 %
% Phenol-d5	29			%	1	08/03/17	DD	15 - 110 %
% Terphenyl-d14	86			%	1	08/03/17	DD	30 - 130 %
Semivolatiles								
1,2,4,5-Tetrachlorobenzene	ND	0.50	0.50	ug/L	1	08/02/17	DD	SW8270D (SIM)
Acenaphthylene	ND	0.10	0.10	ug/L	1	08/02/17	DD	SW8270D (SIM)
Benz(a)anthracene	0.14	0.02	0.02	ug/L	1	08/02/17	DD	SW8270D (SIM)
Benzo(a)pyrene	0.13	0.02	0.02	ug/L	1	08/02/17	DD	SW8270D (SIM)
Benzo(b)fluoranthene	0.12	0.02	0.02	ug/L	1	08/02/17	DD	SW8270D (SIM)
Benzo(ghi)perylene	0.10	0.02	0.02	ug/L	1	08/02/17	DD	SW8270D (SIM)
Benzo(k)fluoranthene	0.12	0.02	0.02	ug/L	1	08/02/17	DD	SW8270D (SIM)
Bis(2-ethylhexyl)phthalate	ND	1.0	1.0	ug/L	1	08/02/17	DD	SW8270D (SIM)
Chrysene	0.13	0.02	0.02	ug/L	1	08/02/17	DD	SW8270D (SIM)
Dibenz(a,h)anthracene	0.03	0.02	0.02	ug/L	1	08/02/17	DD	SW8270D (SIM)
Hexachlorobenzene	ND	0.02	0.02	ug/L	1	08/02/17	DD	SW8270D (SIM)
Hexachlorobutadiene	ND	0.40	0.40	ug/L	1	08/02/17	DD	SW8270D (SIM)

Parameter	Result	RL/ PQL	LOD/ MDL	Units	Dilution	Date/Time	By	Reference	
Hexachloroethane	ND	0.50	0.50	ug/L	1	08/02/17	DD	SW8270D (SIM)	
Indeno(1,2,3-cd)pyrene	0.08	0.02	0.02	ug/L	1	08/02/17	DD	SW8270D (SIM)	
Nitrobenzene	ND	0.10	0.10	ug/L	1	08/02/17	DD	SW8270D (SIM)	B
N-Nitrosodimethylamine	ND	0.10	0.10	ug/L	1	08/02/17	DD	SW8270D (SIM)	
Pentachloronitrobenzene	ND	0.10	0.10	ug/L	1	08/02/17	DD	SW8270D (SIM)	
Pentachlorophenol	ND	0.10	0.10	ug/L	1	08/02/17	DD	SW8270D (SIM)	
Phenanthrene	ND	0.10	0.10	ug/L	1	08/02/17	DD	SW8270D (SIM)	
QA/QC Surrogates									
% 2,4,6-Tribromophenol	80			%	1	08/02/17	DD	15 - 110 %	
% 2-Fluorobiphenyl	75			%	1	08/02/17	DD	30 - 130 %	
% 2-Fluorophenol	53			%	1	08/02/17	DD	15 - 110 %	
% Nitrobenzene-d5	89			%	1	08/02/17	DD	30 - 130 %	
% Phenol-d5	38			%	1	08/02/17	DD	15 - 110 %	
% Terphenyl-d14	94			%	1	08/02/17	DD	30 - 130 %	
Non Target Semivolatile Compounds	absent				1	08/04/17	DD		1

1 = This parameter is not certified by NY NELAC for this matrix. NY NELAC does not offer certification for all parameters at this time.
B = Present in blank, no bias suspected.

RL/PQL=Reporting/Practical Quantitation Level (Equivalent to NELAC LOQ, Limit of Quantitation) ND=Not Detected BRL=Below Reporting Level L=Biased Low J=Estimated Below RL LOD=Limit of Detection MDL=Method Detection Limit1
QA/QC Surrogates: Surrogates are compounds (preceeded with a %) added by the lab to determine analysis efficiency. Surrogate results(%) listed in the report are not "detected" compounds.

Comments:

Per 1.4.6 of EPA method 8270D, 1,2-Diphenylhydrazine is unstable and readily converts to Azobenzene. Azobenzene is used for the calibration of 1,2-Diphenylhydrazine.

Pesticide Comment:
Due to a matrix interference and/or the presence of a large amount of non-target material in the sample, an elevated RL was reported for the affected compounds.

If there are any questions regarding this data, please call Phoenix Client Services.
This report must not be reproduced except in full as defined by the attached chain of custody.

Phyllis Shiller, Laboratory Director
August 18, 2017
Reviewed and Released by: Jon Carlson, Project Manager

Environmental Laboratories, Inc.
587 East Middle Turnpike, P.O.Box 370, Manchester, CT 06045
Tel. (860) 645-1102 Fax (860) 645-0823

NY # 11301

Analysis Report

August 18, 2017

FOR: Attn: Mr. Rob Gray
NETC
PO Box 2167
Ballston Spa, NY 12020

Sample Information		Custody Information		Date	Time
Matrix:	GROUND WATER	Collected by:		07/31/17	13:20
Location Code:	NETC	Received by:	B	08/01/17	17:15
Rush Request:	72 Hour	Analyzed by:	see "By" below		
P.O.#:	15.0918304				

Laboratory Data

SDG ID: GBY76292
Phoenix ID: BY76299

Project ID: 125 BATH STREET
Client ID: NW-1

Parameter	Result	RL/ PQL	LOD/ MDL	Units	Dilution	Date/Time	By	Reference
Aluminum	6.71	0.010	0.0024	mg/L	1	08/03/17	LK	SW6010C
Antimony	ND	0.002	0.002	mg/L	1	08/03/17	RS	SW7010
Arsenic - LDL	0.009	0.004	0.001	mg/L	1	08/03/17	LK	SW6010C
Barium	0.100	0.010	0.001	mg/L	1	08/03/17	LK	SW6010C
Beryllium	ND	0.001	0.001	mg/L	1	08/03/17	LK	SW6010C
Calcium	63.8	0.010	0.003	mg/L	1	08/03/17	LK	SW6010C
Cadmium	ND	0.004	0.0005	mg/L	1	08/03/17	LK	SW6010C
Chromium	0.009	0.001	0.001	mg/L	1	08/03/17	LK	SW6010C
Cobalt	0.002	J 0.005	0.001	mg/L	1	08/03/17	LK	SW6010C
Copper	0.008	0.005	0.001	mg/L	1	08/03/17	LK	SW6010C
Iron	12.7	0.01	0.01	mg/L	1	08/03/17	LK	SW6010C
Lead	ND	0.002	0.001	mg/L	1	08/03/17	LK	SW6010C
Magnesium	16.5	0.010	0.01	mg/L	1	08/03/17	LK	SW6010C
Manganese	0.695	0.005	0.001	mg/L	1	08/03/17	LK	SW6010C
Mercury	ND	0.0002	0.00015	mg/L	1	08/03/17	RS	SW7470A
Nickel	0.006	0.004	0.001	mg/L	1	08/03/17	LK	SW6010C
Potassium	27.6	0.1	0.1	mg/L	1	08/04/17	LK	SW6010C
Selenium	ND	0.002	0.001	mg/L	1	08/04/17	RS	SW7010
Silver	ND	0.005	0.001	mg/L	1	08/03/17	LK	SW6010C
Sodium	510	10	10	mg/L	100	08/04/17	LK	SW6010C
Thallium - LDL	ND	0.001	0.001	mg/L	1	08/03/17	RS	SW7010
Vanadium	0.014	0.010	0.001	mg/L	1	08/03/17	LK	SW6010C
Zinc	0.032	0.010	0.001	mg/L	1	08/03/17	LK	SW6010C
Mercury Digestion	Completed					08/03/17	Q/W	SW7470A
PCB Extraction (2 Liter)	Completed					08/01/17	NT	SW3510C
Extraction for Pest (2 Liter)	Completed					08/01/17	NT	SW3510C
Semi-Volatile Extraction	Completed					08/01/17	N/T	SW3520C
Total Metals Digestion	Completed					08/02/17	AG	

Parameter	Result	RL/ PQL	LOD/ MDL	Units	Dilution	Date/Time	By	Reference	
Pesticides									
4,4' -DDD	ND	0.015	0.015	ug/L	1	08/02/17	CW	SW8081B	
4,4' -DDE	ND	0.005	0.010	ug/L	1	08/02/17	CW	SW8081B	
4,4' -DDT	ND	0.015	0.015	ug/L	1	08/02/17	CW	SW8081B	
a-BHC	ND	0.007	0.007	ug/L	1	08/02/17	CW	SW8081B	
a-chlordane	ND	0.010	0.010	ug/L	1	08/02/17	CW	SW8081B	
Alachlor	ND	0.077	0.077	ug/L	1	08/02/17	CW	SW8081B	1
Aldrin	ND	0.002	0.002	ug/L	1	08/02/17	CW	SW8081B	
b-BHC	ND	0.005	0.005	ug/L	1	08/02/17	CW	SW8081B	
Chlordane	ND	0.051	0.051	ug/L	1	08/02/17	CW	SW8081B	
d-BHC	ND	0.005	0.005	ug/L	1	08/02/17	CW	SW8081B	
Dieldrin	ND	0.002	0.002	ug/L	1	08/02/17	CW	SW8081B	
Endosulfan I	ND	0.010	0.010	ug/L	1	08/02/17	CW	SW8081B	
Endosulfan II	ND	0.020	0.020	ug/L	1	08/02/17	CW	SW8081B	
Endosulfan Sulfate	ND	0.010	0.010	ug/L	1	08/02/17	CW	SW8081B	
Endrin	ND	0.010	0.010	ug/L	1	08/02/17	CW	SW8081B	
Endrin Aldehyde	ND	0.010	0.010	ug/L	1	08/02/17	CW	SW8081B	
Endrin ketone	ND	0.010	0.010	ug/L	1	08/02/17	CW	SW8081B	
g-BHC (Lindane)	ND	0.005	0.005	ug/L	1	08/02/17	CW	SW8081B	
g-chlordane	ND	0.015	0.015	ug/L	1	08/02/17	CW	SW8081B	
Heptachlor	ND	0.010	0.010	ug/L	1	08/02/17	CW	SW8081B	
Heptachlor epoxide	ND	0.010	0.010	ug/L	1	08/02/17	CW	SW8081B	
Methoxychlor	ND	0.10	0.10	ug/L	1	08/02/17	CW	SW8081B	
Toxaphene	ND	0.20	0.20	ug/L	1	08/02/17	CW	SW8081B	
QA/QC Surrogates									
%DCBP (Surrogate Rec)	67			%	1	08/02/17	CW	SW8081B	
%TCMX (Surrogate Rec)	62			%	1	08/02/17	CW	SW8081B	
Polychlorinated Biphenyls									
PCB-1016	ND	0.10	0.10	ug/L	1	08/03/17	A/P	E608/SW8082A	
PCB-1221	ND	0.10	0.10	ug/L	1	08/03/17	A/P	E608/SW8082A	
PCB-1232	ND	0.10	0.10	ug/L	1	08/03/17	A/P	E608/SW8082A	
PCB-1242	ND	0.10	0.10	ug/L	1	08/03/17	A/P	E608/SW8082A	
PCB-1248	ND	0.10	0.10	ug/L	1	08/03/17	A/P	E608/SW8082A	
PCB-1254	ND	0.10	0.10	ug/L	1	08/03/17	A/P	E608/SW8082A	
PCB-1260	ND	0.10	0.10	ug/L	1	08/03/17	A/P	E608/SW8082A	
PCB-1262	ND	0.10	0.10	ug/L	1	08/03/17	A/P	E608/SW8082A	
PCB-1268	ND	0.10	0.10	ug/L	1	08/03/17	A/P	E608/SW8082A	
QA/QC Surrogates									
% DCBP	67			%	1	08/03/17	A/P	40 - 140 %	
% TCMX	69			%	1	08/03/17	A/P	E608/SW8082A	
Volatiles									
1,1,1,2-Tetrachloroethane	ND	1.0	0.25	ug/L	1	08/03/17	MH	SW8260C	
1,1,1-Trichloroethane	ND	5.0	0.25	ug/L	1	08/03/17	MH	SW8260C	
1,1,2,2-Tetrachloroethane	ND	1.0	0.25	ug/L	1	08/03/17	MH	SW8260C	
1,1,2-Trichloroethane	ND	1.0	0.25	ug/L	1	08/03/17	MH	SW8260C	
1,1-Dichloroethane	ND	5.0	0.25	ug/L	1	08/03/17	MH	SW8260C	
1,1-Dichloroethene	ND	1.0	0.25	ug/L	1	08/03/17	MH	SW8260C	

Project ID: 125 BATH STREET
Client ID: NW-1

Phoenix I.D.: BY76299

Parameter	Result		RL/ PQL	LOD/ MDL	Units	Dilution	Date/Time	By	Reference	
1,1-Dichloropropene	ND		1.0	0.25	ug/L	1	08/03/17	MH	SW8260C	
1,2,3-Trichlorobenzene	ND		1.0	0.25	ug/L	1	08/03/17	MH	SW8260C	
1,2,3-Trichloropropane	ND		1.0	0.25	ug/L	1	08/03/17	MH	SW8260C	
1,2,4-Trichlorobenzene	ND		1.0	0.25	ug/L	1	08/03/17	MH	SW8260C	
1,2,4-Trimethylbenzene	ND		1.0	0.25	ug/L	1	08/03/17	MH	SW8260C	
1,2-Dibromo-3-chloropropane	ND		1.0	0.50	ug/L	1	08/03/17	MH	SW8260C	
1,2-Dibromoethane	ND		1.0	0.25	ug/L	1	08/03/17	MH	SW8260C	
1,2-Dichlorobenzene	ND		1.0	0.25	ug/L	1	08/03/17	MH	SW8260C	
1,2-Dichloroethane	ND		0.60	0.50	ug/L	1	08/03/17	MH	SW8260C	
1,2-Dichloropropane	ND		1.0	0.25	ug/L	1	08/03/17	MH	SW8260C	
1,3,5-Trimethylbenzene	ND		1.0	0.25	ug/L	1	08/03/17	MH	SW8260C	
1,3-Dichlorobenzene	1.4		1.0	0.25	ug/L	1	08/03/17	MH	SW8260C	
1,3-Dichloropropane	ND		1.0	0.25	ug/L	1	08/03/17	MH	SW8260C	
1,4-Dichlorobenzene	ND		1.0	0.25	ug/L	1	08/03/17	MH	SW8260C	
2,2-Dichloropropane	ND		1.0	0.25	ug/L	1	08/03/17	MH	SW8260C	
2-Chlorotoluene	ND		1.0	0.25	ug/L	1	08/03/17	MH	SW8260C	
2-Hexanone	ND		2.5	2.5	ug/L	1	08/03/17	MH	SW8260C	
2-Isopropyltoluene	ND		1.0	0.25	ug/L	1	08/03/17	MH	SW8260C	1
4-Chlorotoluene	ND		1.0	0.25	ug/L	1	08/03/17	MH	SW8260C	
4-Methyl-2-pentanone	ND		2.5	2.5	ug/L	1	08/03/17	MH	SW8260C	
Acetone	3.7	JS	5.0	2.5	ug/L	1	08/03/17	MH	SW8260C	
Acrolein	ND		5.0	2.5	ug/L	1	08/03/17	MH	SW8260C	
Acrylonitrile	ND		5.0	2.5	ug/L	1	08/03/17	MH	SW8260C	
Benzene	ND		0.70	0.25	ug/L	1	08/03/17	MH	SW8260C	
Bromobenzene	ND		1.0	0.25	ug/L	1	08/03/17	MH	SW8260C	
Bromochloromethane	ND		1.0	0.25	ug/L	1	08/03/17	MH	SW8260C	
Bromodichloromethane	ND		1.0	0.25	ug/L	1	08/03/17	MH	SW8260C	
Bromoform	ND		5.0	0.25	ug/L	1	08/03/17	MH	SW8260C	
Bromomethane	ND		5.0	0.25	ug/L	1	08/03/17	MH	SW8260C	
Carbon Disulfide	ND		1.0	0.25	ug/L	1	08/03/17	MH	SW8260C	
Carbon tetrachloride	ND		1.0	0.25	ug/L	1	08/03/17	MH	SW8260C	
Chlorobenzene	ND		5.0	0.25	ug/L	1	08/03/17	MH	SW8260C	
Chloroethane	ND		5.0	0.25	ug/L	1	08/03/17	MH	SW8260C	
Chloroform	ND		5.0	0.25	ug/L	1	08/03/17	MH	SW8260C	
Chloromethane	ND		5.0	0.25	ug/L	1	08/03/17	MH	SW8260C	
cis-1,2-Dichloroethene	ND		1.0	0.25	ug/L	1	08/03/17	MH	SW8260C	
cis-1,3-Dichloropropene	ND		0.40	0.25	ug/L	1	08/03/17	MH	SW8260C	
Dibromochloromethane	ND		1.0	0.25	ug/L	1	08/03/17	MH	SW8260C	
Dibromomethane	ND		1.0	0.25	ug/L	1	08/03/17	MH	SW8260C	
Dichlorodifluoromethane	ND		1.0	0.25	ug/L	1	08/03/17	MH	SW8260C	
Ethylbenzene	ND		1.0	0.25	ug/L	1	08/03/17	MH	SW8260C	
Hexachlorobutadiene	ND		0.50	0.20	ug/L	1	08/03/17	MH	SW8260C	
Isopropylbenzene	ND		1.0	0.25	ug/L	1	08/03/17	MH	SW8260C	
m&p-Xylene	ND		1.0	0.25	ug/L	1	08/03/17	MH	SW8260C	
Methyl ethyl ketone	ND		2.5	2.5	ug/L	1	08/03/17	MH	SW8260C	
Methyl t-butyl ether (MTBE)	ND		1.0	0.25	ug/L	1	08/03/17	MH	SW8260C	
Methylene chloride	ND		3.0	1.0	ug/L	1	08/03/17	MH	SW8260C	
Naphthalene	ND		1.0	1.0	ug/L	1	08/03/17	MH	SW8260C	
n-Butylbenzene	ND		1.0	0.25	ug/L	1	08/03/17	MH	SW8260C	

Parameter	Result		RL/ PQL	LOD/ MDL	Units	Dilution	Date/Time	By	Reference	
n-Propylbenzene	ND		1.0	0.25	ug/L	1	08/03/17	MH	SW8260C	
o-Xylene	ND		1.0	0.25	ug/L	1	08/03/17	MH	SW8260C	
p-Isopropyltoluene	ND		1.0	0.25	ug/L	1	08/03/17	MH	SW8260C	
sec-Butylbenzene	ND		1.0	0.25	ug/L	1	08/03/17	MH	SW8260C	
Styrene	ND		1.0	0.25	ug/L	1	08/03/17	MH	SW8260C	
tert-Butylbenzene	ND		1.0	0.25	ug/L	1	08/03/17	MH	SW8260C	
Tetrachloroethene	ND		1.0	0.25	ug/L	1	08/03/17	MH	SW8260C	
Tetrahydrofuran (THF)	ND		5.0	2.5	ug/L	1	08/03/17	MH	SW8260C	1
Toluene	ND		1.0	0.25	ug/L	1	08/03/17	MH	SW8260C	
trans-1,2-Dichloroethene	ND		5.0	0.25	ug/L	1	08/03/17	MH	SW8260C	
trans-1,3-Dichloropropene	ND		0.40	0.25	ug/L	1	08/03/17	MH	SW8260C	
trans-1,4-dichloro-2-butene	ND		2.5	2.5	ug/L	1	08/03/17	MH	SW8260C	
Trichloroethene	ND		1.0	0.25	ug/L	1	08/03/17	MH	SW8260C	
Trichlorofluoromethane	0.28	J	1.0	0.25	ug/L	1	08/03/17	MH	SW8260C	
Trichlorotrifluoroethane	ND		1.0	0.25	ug/L	1	08/03/17	MH	SW8260C	
Vinyl chloride	ND		1.0	0.25	ug/L	1	08/03/17	MH	SW8260C	
QA/QC Surrogates										
% 1,2-dichlorobenzene-d4	101				%	1	08/03/17	MH	70 - 130 %	
% Bromofluorobenzene	98				%	1	08/03/17	MH	70 - 130 %	
% Dibromofluoromethane	100				%	1	08/03/17	MH	70 - 130 %	
% Toluene-d8	100				%	1	08/03/17	MH	70 - 130 %	
Non Target Volatile Compounds	Absent					1	08/04/17	MH		1

Semivolatiles

1,2,4-Trichlorobenzene	ND		4.7	1.4	ug/L	1	08/03/17	DD	SW8270D	
1,2-Dichlorobenzene	ND		0.94	0.94	ug/L	1	08/03/17	DD	SW8270D	
1,2-Diphenylhydrazine	ND		4.7	1.5	ug/L	1	08/03/17	DD	SW8270D	
1,3-Dichlorobenzene	ND		0.94	0.94	ug/L	1	08/03/17	DD	SW8270D	
1,4-Dichlorobenzene	ND		0.94	0.94	ug/L	1	08/03/17	DD	SW8270D	
2,4,5-Trichlorophenol	ND		0.94	0.94	ug/L	1	08/03/17	DD	SW8270D	
2,4,6-Trichlorophenol	ND		0.94	0.94	ug/L	1	08/03/17	DD	SW8270D	
2,4-Dichlorophenol	ND		0.94	0.94	ug/L	1	08/03/17	DD	SW8270D	
2,4-Dimethylphenol	ND		0.94	0.94	ug/L	1	08/03/17	DD	SW8270D	
2,4-Dinitrophenol	ND		0.94	0.94	ug/L	1	08/03/17	DD	SW8270D	
2,4-Dinitrotoluene	ND		4.7	1.9	ug/L	1	08/03/17	DD	SW8270D	
2,6-Dinitrotoluene	ND		4.7	1.5	ug/L	1	08/03/17	DD	SW8270D	
2-Chloronaphthalene	ND		4.7	1.3	ug/L	1	08/03/17	DD	SW8270D	
2-Chlorophenol	ND		0.94	0.94	ug/L	1	08/03/17	DD	SW8270D	
2-Methylnaphthalene	ND		4.7	1.4	ug/L	1	08/03/17	DD	SW8270D	
2-Methylphenol (o-cresol)	ND		0.94	0.94	ug/L	1	08/03/17	DD	SW8270D	
2-Nitroaniline	ND		4.7	1.9	ug/L	1	08/03/17	DD	SW8270D	
2-Nitrophenol	ND		0.94	0.94	ug/L	1	08/03/17	DD	SW8270D	
3&4-Methylphenol (m&p-cresol)	ND		0.94	0.94	ug/L	1	08/03/17	DD	SW8270D	
3,3'-Dichlorobenzidine	ND		4.7	2.2	ug/L	1	08/03/17	DD	SW8270D	
3-Nitroaniline	ND		4.7	1.9	ug/L	1	08/03/17	DD	SW8270D	
4,6-Dinitro-2-methylphenol	ND		0.94	0.94	ug/L	1	08/03/17	DD	SW8270D	
4-Bromophenyl phenyl ether	ND		4.7	1.4	ug/L	1	08/03/17	DD	SW8270D	
4-Chloro-3-methylphenol	ND		0.94	0.94	ug/L	1	08/03/17	DD	SW8270D	
4-Chloroaniline	ND		3.3	2.2	ug/L	1	08/03/17	DD	SW8270D	

Parameter	Result	RL/ PQL	LOD/ MDL	Units	Dilution	Date/Time	By	Reference
4-Chlorophenyl phenyl ether	ND	4.7	1.6	ug/L	1	08/03/17	DD	SW8270D
4-Nitroaniline	ND	4.7	1.6	ug/L	1	08/03/17	DD	SW8270D
4-Nitrophenol	ND	0.94	0.94	ug/L	1	08/03/17	DD	SW8270D
Acenaphthene	ND	4.7	1.4	ug/L	1	08/03/17	DD	SW8270D
Acetophenone	ND	4.7	1.5	ug/L	1	08/03/17	DD	SW8270D
Aniline	ND	3.3	4.7	ug/L	1	08/03/17	DD	SW8270D
Anthracene	ND	4.7	1.5	ug/L	1	08/03/17	DD	SW8270D
Benzidine	ND	4.2	2.8	ug/L	1	08/03/17	DD	SW8270D
Benzoic acid	ND	24	9.4	ug/L	1	08/03/17	DD	SW8270D
Benzyl butyl phthalate	ND	4.7	1.2	ug/L	1	08/03/17	DD	SW8270D
Bis(2-chloroethoxy)methane	ND	4.7	1.3	ug/L	1	08/03/17	DD	SW8270D
Bis(2-chloroethyl)ether	ND	0.94	0.94	ug/L	1	08/03/17	DD	SW8270D
Bis(2-chloroisopropyl)ether	ND	4.7	1.3	ug/L	1	08/03/17	DD	SW8270D
Carbazole	ND	4.7	3.6	ug/L	1	08/03/17	DD	SW8270D
Dibenzofuran	ND	4.7	1.4	ug/L	1	08/03/17	DD	SW8270D
Diethyl phthalate	ND	4.7	1.5	ug/L	1	08/03/17	DD	SW8270D
Dimethylphthalate	ND	4.7	1.5	ug/L	1	08/03/17	DD	SW8270D
Di-n-butylphthalate	ND	4.7	1.3	ug/L	1	08/03/17	DD	SW8270D
Di-n-octylphthalate	ND	4.7	1.2	ug/L	1	08/03/17	DD	SW8270D
Fluoranthene	ND	4.7	1.5	ug/L	1	08/03/17	DD	SW8270D
Fluorene	ND	4.7	1.6	ug/L	1	08/03/17	DD	SW8270D
Hexachlorocyclopentadiene	ND	4.7	1.4	ug/L	1	08/03/17	DD	SW8270D
Isophorone	ND	4.7	1.3	ug/L	1	08/03/17	DD	SW8270D
Naphthalene	ND	4.7	1.4	ug/L	1	08/03/17	DD	SW8270D
N-Nitrosodi-n-propylamine	ND	4.7	1.5	ug/L	1	08/03/17	DD	SW8270D
N-Nitrosodiphenylamine	ND	4.7	1.8	ug/L	1	08/03/17	DD	SW8270D
Phenol	ND	0.94	0.94	ug/L	1	08/03/17	DD	SW8270D
Pyrene	ND	4.7	1.6	ug/L	1	08/03/17	DD	SW8270D
Pyridine	ND	9.4	1.2	ug/L	1	08/03/17	DD	SW8270D
QA/QC Surrogates								
% 2,4,6-Tribromophenol	85			%	1	08/03/17	DD	15 - 110 %
% 2-Fluorobiphenyl	76			%	1	08/03/17	DD	30 - 130 %
% 2-Fluorophenol	37			%	1	08/03/17	DD	15 - 110 %
% Nitrobenzene-d5	65			%	1	08/03/17	DD	30 - 130 %
% Phenol-d5	29			%	1	08/03/17	DD	15 - 110 %
% Terphenyl-d14	84			%	1	08/03/17	DD	30 - 130 %
Semivolatiles								
1,2,4,5-Tetrachlorobenzene	ND	0.47	0.47	ug/L	1	08/02/17	DD	SW8270D (SIM)
Acenaphthylene	ND	0.09	0.09	ug/L	1	08/02/17	DD	SW8270D (SIM)
Benz(a)anthracene	ND	0.02	0.02	ug/L	1	08/02/17	DD	SW8270D (SIM)
Benzo(a)pyrene	ND	0.02	0.02	ug/L	1	08/02/17	DD	SW8270D (SIM)
Benzo(b)fluoranthene	ND	0.02	0.02	ug/L	1	08/02/17	DD	SW8270D (SIM)
Benzo(ghi)perylene	ND	0.02	0.02	ug/L	1	08/02/17	DD	SW8270D (SIM)
Benzo(k)fluoranthene	ND	0.02	0.02	ug/L	1	08/02/17	DD	SW8270D (SIM)
Bis(2-ethylhexyl)phthalate	ND	0.94	0.94	ug/L	1	08/02/17	DD	SW8270D (SIM)
Chrysene	ND	0.02	0.02	ug/L	1	08/02/17	DD	SW8270D (SIM)
Dibenz(a,h)anthracene	ND	0.02	0.02	ug/L	1	08/02/17	DD	SW8270D (SIM)
Hexachlorobenzene	ND	0.02	0.02	ug/L	1	08/02/17	DD	SW8270D (SIM)
Hexachlorobutadiene	ND	0.38	0.38	ug/L	1	08/02/17	DD	SW8270D (SIM)

Parameter	Result	RL/ PQL	LOD/ MDL	Units	Dilution	Date/Time	By	Reference	
Hexachloroethane	ND	0.47	0.47	ug/L	1	08/02/17	DD	SW8270D (SIM)	
Indeno(1,2,3-cd)pyrene	ND	0.02	0.02	ug/L	1	08/02/17	DD	SW8270D (SIM)	
Nitrobenzene	ND	0.09	0.09	ug/L	1	08/02/17	DD	SW8270D (SIM)	B
N-Nitrosodimethylamine	ND	0.09	0.09	ug/L	1	08/02/17	DD	SW8270D (SIM)	
Pentachloronitrobenzene	ND	0.09	0.09	ug/L	1	08/02/17	DD	SW8270D (SIM)	
Pentachlorophenol	ND	0.09	0.09	ug/L	1	08/02/17	DD	SW8270D (SIM)	
Phenanthrene	ND	0.09	0.09	ug/L	1	08/02/17	DD	SW8270D (SIM)	
QA/QC Surrogates									
% 2,4,6-Tribromophenol	71			%	1	08/02/17	DD	15 - 110 %	
% 2-Fluorobiphenyl	68			%	1	08/02/17	DD	30 - 130 %	
% 2-Fluorophenol	48			%	1	08/02/17	DD	15 - 110 %	
% Nitrobenzene-d5	76			%	1	08/02/17	DD	30 - 130 %	
% Phenol-d5	35			%	1	08/02/17	DD	15 - 110 %	
% Terphenyl-d14	91			%	1	08/02/17	DD	30 - 130 %	
Non Target Semivolatile Compounds	Absent				1	08/04/17	DD		1

1 = This parameter is not certified by NY NELAC for this matrix. NY NELAC does not offer certification for all parameters at this time.
B = Present in blank, no bias suspected.

RL/PQL=Reporting/Practical Quantitation Level (Equivalent to NELAC LOQ, Limit of Quantitation) ND=Not Detected BRL=Below Reporting Level L=Biased Low J=Estimated Below RL LOD=Limit of Detection MDL=Method Detection Limit1
QA/QC Surrogates: Surrogates are compounds (preceeded with a %) added by the lab to determine analysis efficiency. Surrogate results(%) listed in the report are not "detected" compounds.

Comments:

Per 1.4.6 of EPA method 8270D, 1,2-Diphenylhydrazine is unstable and readily converts to Azobenzene. Azobenzene is used for the calibration of 1,2-Diphenylhydrazine.

Pesticide Comment:
Due to a matrix interference and/or the presence of a large amount of non-target material in the sample, an elevated RL was reported for the affected compounds.

Pesticide Comment:
Sample was evaluated against an external standard.

S - Laboratory solvent, contamination is possible.

If there are any questions regarding this data, please call Phoenix Client Services.
This report must not be reproduced except in full as defined by the attached chain of custody.

Phyllis Shiller, Laboratory Director
August 18, 2017
Reviewed and Released by: Jon Carlson, Project Manager

Environmental Laboratories, Inc.
587 East Middle Turnpike, P.O.Box 370, Manchester, CT 06045
Tel. (860) 645-1102 Fax (860) 645-0823

NY # 11301

Analysis Report

August 18, 2017

FOR: Attn: Mr. Rob Gray
NETC
PO Box 2167
Ballston Spa, NY 12020

Sample Information		Custody Information		Date	Time
Matrix:	GROUND WATER	Collected by:		07/31/17	
Location Code:	NETC	Received by:	B	08/01/17	17:15
Rush Request:	72 Hour	Analyzed by:	see "By" below		
P.O.#:	15.0918304				

Laboratory Data

SDG ID: GBY76292
Phoenix ID: BY76300

Project ID: 125 BATH STREET
Client ID: TRIP BLANK

Parameter	Result	RL/ PQL	LOD/ MDL	Units	Dilution	Date/Time	By	Reference	
Volatiles									
1,1,1,2-Tetrachloroethane	ND	1.0	0.25	ug/L	1	08/03/17	MH	SW8260C	
1,1,1-Trichloroethane	ND	5.0	0.25	ug/L	1	08/03/17	MH	SW8260C	
1,1,2,2-Tetrachloroethane	ND	1.0	0.25	ug/L	1	08/03/17	MH	SW8260C	
1,1,2-Trichloroethane	ND	1.0	0.25	ug/L	1	08/03/17	MH	SW8260C	
1,1-Dichloroethane	ND	5.0	0.25	ug/L	1	08/03/17	MH	SW8260C	
1,1-Dichloroethene	ND	1.0	0.25	ug/L	1	08/03/17	MH	SW8260C	
1,1-Dichloropropene	ND	1.0	0.25	ug/L	1	08/03/17	MH	SW8260C	
1,2,3-Trichlorobenzene	ND	1.0	0.25	ug/L	1	08/03/17	MH	SW8260C	
1,2,3-Trichloropropane	ND	1.0	0.25	ug/L	1	08/03/17	MH	SW8260C	
1,2,4-Trichlorobenzene	ND	1.0	0.25	ug/L	1	08/03/17	MH	SW8260C	
1,2,4-Trimethylbenzene	ND	1.0	0.25	ug/L	1	08/03/17	MH	SW8260C	
1,2-Dibromo-3-chloropropane	ND	1.0	0.50	ug/L	1	08/03/17	MH	SW8260C	
1,2-Dibromoethane	ND	1.0	0.25	ug/L	1	08/03/17	MH	SW8260C	
1,2-Dichlorobenzene	ND	1.0	0.25	ug/L	1	08/03/17	MH	SW8260C	
1,2-Dichloroethane	ND	0.60	0.50	ug/L	1	08/03/17	MH	SW8260C	
1,2-Dichloropropane	ND	1.0	0.25	ug/L	1	08/03/17	MH	SW8260C	
1,3,5-Trimethylbenzene	ND	1.0	0.25	ug/L	1	08/03/17	MH	SW8260C	
1,3-Dichlorobenzene	ND	1.0	0.25	ug/L	1	08/03/17	MH	SW8260C	
1,3-Dichloropropane	ND	1.0	0.25	ug/L	1	08/03/17	MH	SW8260C	
1,4-Dichlorobenzene	ND	1.0	0.25	ug/L	1	08/03/17	MH	SW8260C	
2,2-Dichloropropane	ND	1.0	0.25	ug/L	1	08/03/17	MH	SW8260C	
2-Chlorotoluene	ND	1.0	0.25	ug/L	1	08/03/17	MH	SW8260C	
2-Hexanone	ND	2.5	2.5	ug/L	1	08/03/17	MH	SW8260C	
2-Isopropyltoluene	ND	1.0	0.25	ug/L	1	08/03/17	MH	SW8260C	1
4-Chlorotoluene	ND	1.0	0.25	ug/L	1	08/03/17	MH	SW8260C	
4-Methyl-2-pentanone	ND	2.5	2.5	ug/L	1	08/03/17	MH	SW8260C	

Project ID: 125 BATH STREET
Client ID: TRIP BLANK

Phoenix I.D.: BY76300

Parameter	Result	RL/ PQL	LOD/ MDL	Units	Dilution	Date/Time	By	Reference	
Acetone	ND	5.0	2.5	ug/L	1	08/03/17	MH	SW8260C	
Acrolein	ND	5.0	2.5	ug/L	1	08/03/17	MH	SW8260C	
Acrylonitrile	ND	5.0	2.5	ug/L	1	08/03/17	MH	SW8260C	
Benzene	ND	0.70	0.25	ug/L	1	08/03/17	MH	SW8260C	
Bromobenzene	ND	1.0	0.25	ug/L	1	08/03/17	MH	SW8260C	
Bromochloromethane	ND	1.0	0.25	ug/L	1	08/03/17	MH	SW8260C	
Bromodichloromethane	ND	1.0	0.25	ug/L	1	08/03/17	MH	SW8260C	
Bromoform	ND	5.0	0.25	ug/L	1	08/03/17	MH	SW8260C	
Bromomethane	ND	5.0	0.25	ug/L	1	08/03/17	MH	SW8260C	
Carbon Disulfide	ND	1.0	0.25	ug/L	1	08/03/17	MH	SW8260C	
Carbon tetrachloride	ND	1.0	0.25	ug/L	1	08/03/17	MH	SW8260C	
Chlorobenzene	ND	5.0	0.25	ug/L	1	08/03/17	MH	SW8260C	
Chloroethane	ND	5.0	0.25	ug/L	1	08/03/17	MH	SW8260C	
Chloroform	ND	5.0	0.25	ug/L	1	08/03/17	MH	SW8260C	
Chloromethane	ND	5.0	0.25	ug/L	1	08/03/17	MH	SW8260C	
cis-1,2-Dichloroethene	ND	1.0	0.25	ug/L	1	08/03/17	MH	SW8260C	
cis-1,3-Dichloropropene	ND	0.40	0.25	ug/L	1	08/03/17	MH	SW8260C	
Dibromochloromethane	ND	1.0	0.25	ug/L	1	08/03/17	MH	SW8260C	
Dibromomethane	ND	1.0	0.25	ug/L	1	08/03/17	MH	SW8260C	
Dichlorodifluoromethane	ND	1.0	0.25	ug/L	1	08/03/17	MH	SW8260C	
Ethylbenzene	ND	1.0	0.25	ug/L	1	08/03/17	MH	SW8260C	
Hexachlorobutadiene	ND	0.50	0.20	ug/L	1	08/03/17	MH	SW8260C	
Isopropylbenzene	ND	1.0	0.25	ug/L	1	08/03/17	MH	SW8260C	
m&p-Xylene	ND	1.0	0.25	ug/L	1	08/03/17	MH	SW8260C	
Methyl ethyl ketone	ND	2.5	2.5	ug/L	1	08/03/17	MH	SW8260C	
Methyl t-butyl ether (MTBE)	ND	1.0	0.25	ug/L	1	08/03/17	MH	SW8260C	
Methylene chloride	ND	3.0	1.0	ug/L	1	08/03/17	MH	SW8260C	
Naphthalene	ND	1.0	1.0	ug/L	1	08/03/17	MH	SW8260C	
n-Butylbenzene	ND	1.0	0.25	ug/L	1	08/03/17	MH	SW8260C	
n-Propylbenzene	ND	1.0	0.25	ug/L	1	08/03/17	MH	SW8260C	
o-Xylene	ND	1.0	0.25	ug/L	1	08/03/17	MH	SW8260C	
p-Isopropyltoluene	ND	1.0	0.25	ug/L	1	08/03/17	MH	SW8260C	
sec-Butylbenzene	ND	1.0	0.25	ug/L	1	08/03/17	MH	SW8260C	
Styrene	ND	1.0	0.25	ug/L	1	08/03/17	MH	SW8260C	
tert-Butylbenzene	ND	1.0	0.25	ug/L	1	08/03/17	MH	SW8260C	
Tetrachloroethene	ND	1.0	0.25	ug/L	1	08/03/17	MH	SW8260C	
Tetrahydrofuran (THF)	ND	5.0	2.5	ug/L	1	08/03/17	MH	SW8260C	1
Toluene	ND	1.0	0.25	ug/L	1	08/03/17	MH	SW8260C	
trans-1,2-Dichloroethene	ND	5.0	0.25	ug/L	1	08/03/17	MH	SW8260C	
trans-1,3-Dichloropropene	ND	0.40	0.25	ug/L	1	08/03/17	MH	SW8260C	
trans-1,4-dichloro-2-butene	ND	2.5	2.5	ug/L	1	08/03/17	MH	SW8260C	
Trichloroethene	ND	1.0	0.25	ug/L	1	08/03/17	MH	SW8260C	
Trichlorofluoromethane	ND	1.0	0.25	ug/L	1	08/03/17	MH	SW8260C	
Trichlorotrifluoroethane	ND	1.0	0.25	ug/L	1	08/03/17	MH	SW8260C	
Vinyl chloride	ND	1.0	0.25	ug/L	1	08/03/17	MH	SW8260C	
QA/QC Surrogates									
% 1,2-dichlorobenzene-d4	101			%	1	08/03/17	MH	70 - 130 %	
% Bromofluorobenzene	97			%	1	08/03/17	MH	70 - 130 %	
% Dibromofluoromethane	99			%	1	08/03/17	MH	70 - 130 %	

Project ID: 125 BATH STREET
Client ID: TRIP BLANK

Phoenix I.D.: BY76300

Parameter	Result	RL/ PQL	LOD/ MDL	Units	Dilution	Date/Time	By	Reference	
% Toluene-d8	99			%	1	08/03/17	MH	70 - 130 %	
Non Target Volatile Compounds	Absent				1	08/04/17	MH		1

1 = This parameter is not certified by NY NELAC for this matrix. NY NELAC does not offer certification for all parameters at this time.

RL/PQL=Reporting/Practical Quantitation Level (Equivalent to NELAC LOQ, Limit of Quantitation) ND=Not Detected BRL=Below Reporting Level L=Biased Low LOD=Limit of Detection MDL=Method Detection Limit1
QA/QC Surrogates: Surrogates are compounds (preceeded with a %) added by the lab to determine analysis efficiency. Surrogate results(%) listed in the report are not "detected" compounds.

Comments:

TRIP BLANK INCLUDED.

If there are any questions regarding this data, please call Phoenix Client Services.
This report must not be reproduced except in full as defined by the attached chain of custody.



Phyllis Shiller, Laboratory Director
August 18, 2017
Reviewed and Released by: Jon Carlson, Project Manager

Environmental Laboratories, Inc.
587 East Middle Turnpike, P.O.Box 370, Manchester, CT 06045
Tel. (860) 645-1102 Fax (860) 645-0823

NY # 11301

QA/QC Report

August 18, 2017

QA/QC Data

SDG I.D.: GBY76292

Parameter	Blank	Blk RL	Sample Result	Dup Result	Dup RPD	LCS %	LCSD %	LCS RPD	MS %	MSD %	MS RPD	% Rec Limits	% RPD Limits	
QA/QC Batch 396070 (mg/L), QC Sample No: BY75307 (BY76294, BY76297)														
Mercury - Water	BRL	0.0002	<0.0002	<0.0002	NC	95.4			90.8			75 - 125	20	
QA/QC Batch 396018 (mg/kg), QC Sample No: BY76292 (BY76292)														
ICP Metals - Soil														
Aluminum	BRL	4.7	4000	5060	23.4	97.7			NC			80 - 120	30	
Antimony	BRL	3.1	<3.1	6.7	NC	98.8			97.5			70 - 130	30	
Arsenic	BRL	0.63	10.7 *	25.1	80.4	96.4			91.9			80 - 120	30	r
Barium	BRL	0.31	435	329	27.7	104			NC			80 - 120	30	
Beryllium	BRL	0.25	<0.50	<0.43	NC	105			96.1			80 - 120	30	
Cadmium	BRL	0.31	1.89	13.1	NC	107			88.5			80 - 120	30	
Calcium	BRL	4.7	38100	32200	16.8	92.8			NC			80 - 120	30	
Chromium	BRL	0.31	346 *	585	51.3	111			NC			80 - 120	30	r
Cobalt	BRL	0.31	4.80 *	16.9	112	110			95.4			80 - 120	30	r
Copper	BRL	0.31	137 *	263	63.0	107			NC			80 - 120	30	r
Iron	BRL	4.7	27200 *	321000	169	90.6			NC			80 - 120	30	r
Lead	BRL	0.31	291 *	197	38.5	97.0			NC			80 - 120	30	r
Magnesium	BRL	4.7	2560	3240	23.4	89.3			NC			80 - 120	30	
Manganese	BRL	0.31	339 *	1960	141	105			NC			80 - 120	30	r
Nickel	BRL	0.31	13.3 *	50.3	116	112			98.3			80 - 120	30	r
Potassium	BRL	4.7	469	504	7.20	84.5			NC			80 - 120	30	
Selenium	BRL	1.3	<2.5	<2.2	NC	85.3			89.3			80 - 120	30	
Silver	BRL	0.31	<0.63	<0.54	NC	93.7			92.9			70 - 130	30	
Sodium	7.5	4.7	185	222	18.2	91.4			NC			80 - 120	30	
Thallium	BRL	2.8	<2.5	<4.8	NC	108			92.0			80 - 120	30	
Vanadium	BRL	0.31	26.3	22.5	15.6	109			97.5			80 - 120	30	
Zinc	0.70	0.31	574	615	6.90	99.0			NC			80 - 120	30	
Comment:														
Due to the heterogeneous sample matrix the RPD for the sample and duplicate was outside criteria.														
QA/QC Batch 396069 (mg/kg), QC Sample No: BY76292 (BY76292)														
Mercury - Soil	BRL	0.03	0.56	0.68	19.4	99.6	102	2.4	107			75 - 125	30	
QA/QC Batch 396160 (mg/L), QC Sample No: BY76293 (BY76293, BY76294, BY76296, BY76297, BY76299)														
ICP Metals - Aqueous														
Aluminum	BRL	0.010	<0.010	<0.010	NC	97.8			108			80 - 120	20	
Arsenic	BRL	0.004	0.014	0.013	NC	91.1			97.0			80 - 120	20	
Barium	BRL	0.002	0.103	0.101	2.00	102			104			80 - 120	20	
Beryllium	BRL	0.001	<0.001	<0.001	NC	91.2			94.6			80 - 120	20	
Cadmium	BRL	0.001	<0.004	<0.001	NC	88.3			88.1			80 - 120	20	
Calcium	BRL	0.010	119	117	1.70	87.7			NC			80 - 120	20	
Chromium	BRL	0.001	0.002	0.002	NC	93.0			93.9			80 - 120	20	
Cobalt	BRL	0.002	0.004 J	0.004	NC	94.5			94.4			80 - 120	20	
Copper	BRL	0.005	0.002 J	0.001	NC	97.5			102			80 - 120	20	
Iron	BRL	0.010	2.58	2.53	2.00	95.7			102			80 - 120	20	

QA/QC Data

SDG I.D.: GBY76292

Parameter	Blank	Blk RL	Sample Result	Dup Result	Dup RPD	LCS %	LCSD %	LCS RPD	MS %	MSD %	MS RPD	% Rec Limits	% RPD Limits
Lead	BRL	0.002	<0.002	<0.002	NC	91.7			91.4			80 - 120	20
Magnesium	BRL	0.010	26.2	25.8	1.50	95.0			NC			80 - 120	20
Manganese	BRL	0.001	0.438	0.427	2.50	93.6			95.3			80 - 120	20
Nickel	BRL	0.001	0.008	0.008	NC	93.4			92.2			80 - 120	20
Potassium	BRL	0.1	18.0	17.7	1.70	99.2			93.6			80 - 120	20
Silver	BRL	0.001	<0.005	<0.001	NC	87.0			92.0			70 - 130	30
Sodium	BRL	0.10	23.8	23.5	1.30	106			NC			80 - 120	20
Vanadium	BRL	0.002	<0.010	<0.002	NC	90.5			94.7			80 - 120	20
Zinc	BRL	0.002	0.046	0.045	NC	90.0			93.1			80 - 120	20
QA/QC Batch 396243 (mg/L), QC Sample No: BY76293 (BY76293, BY76296, BY76298, BY76299)													
Mercury - Water	BRL	0.0002	0.0008	0.0008	NC	85.4			89.1			75 - 125	20
QA/QC Batch 396159 (mg/L), QC Sample No: BY76293 (BY76293, BY76294, BY76296, BY76297, BY76299)													
Antimony - Water	BRL	0.003	<0.002	<0.003	NC	103			97.5			75 - 125	20
Selenium - Water	BRL	0.005	<0.002	<0.005	NC	115			102			75 - 125	20
Thallium - Water	BRL	0.001	<0.001	<0.001	NC	108			90.4			75 - 125	20
QA/QC Batch 396351 (mg/L), QC Sample No: BY77045 (BY76298)													
Antimony - Water	BRL	0.003	0.002	<0.003	NC	103			99.7			75 - 125	20
Selenium - Water	BRL	0.005	0.002	<0.005	NC	111			120			75 - 125	20
Thallium - Water	BRL	0.001	<0.001	<0.001	NC	109			88.7			75 - 125	20
QA/QC Batch 396353 (mg/L), QC Sample No: BY77634 (BY76298)													
ICP Metals - Aqueous													
Aluminum	BRL	0.010	0.253	0.246	2.80	100			98.4			80 - 120	20
Arsenic	BRL	0.004	<0.004	<0.004	NC	100			99.4			80 - 120	20
Barium	BRL	0.002	0.023	0.023	0	108			105			80 - 120	20
Beryllium	BRL	0.001	<0.001	<0.001	NC	101			102			80 - 120	20
Cadmium	BRL	0.001	<0.001	<0.001	NC	102			102			80 - 120	20
Calcium	BRL	0.010	7.10	6.94	2.30	101			NC			80 - 120	20
Chromium	BRL	0.001	<0.001	<0.001	NC	103			102			80 - 120	20
Cobalt	BRL	0.002	<0.002	<0.002	NC	106			104			80 - 120	20
Copper	BRL	0.005	0.218	0.208	4.70	103			102			80 - 120	20
Iron	BRL	0.010	0.012	0.019	NC	106			104			80 - 120	20
Lead	BRL	0.002	0.003	0.004	NC	102			101			80 - 120	20
Magnesium	BRL	0.010	2.36	2.32	1.70	104			85.7			80 - 120	20
Manganese	BRL	0.001	0.081	0.078	3.80	103			103			80 - 120	20
Nickel	BRL	0.001	<0.001	<0.001	NC	105			103			80 - 120	20
Potassium	BRL	0.1	1.4	1.4	0	102			100			80 - 120	20
Silver	BRL	0.001	<0.001	<0.001	NC	98.4			98.5			70 - 130	30
Sodium	BRL	0.10	22.8	22.1	3.10	102			NC			80 - 120	20
Vanadium	BRL	0.002	<0.002	<0.002	NC	102			101			80 - 120	20
Zinc	BRL	0.002	0.018	0.021	15.4	99.3			100			80 - 120	20

r = This parameter is outside laboratory RPD specified recovery limits.

Environmental Laboratories, Inc.
587 East Middle Turnpike, P.O.Box 370, Manchester, CT 06045
Tel. (860) 645-1102 Fax (860) 645-0823

NY # 11301

QA/QC Report

August 18, 2017

QA/QC Data

SDG I.D.: GBY76292

Parameter	Blank	Blk RL	LCS %	LCSD %	LCS RPD	MS %	MSD %	MS RPD	% Rec Limits	% RPD Limits
QA/QC Batch 396291 (ug/kg), QC Sample No: BY75710 (BY76292)										
Volatiles - Soil										
1,1,1,2-Tetrachloroethane	ND	5.0	106	113	6.4				70 - 130	30
1,1,1-Trichloroethane	ND	5.0	104	110	5.6				70 - 130	30
1,1,2,2-Tetrachloroethane	ND	3.0	108	115	6.3				70 - 130	30
1,1,2-Trichloroethane	ND	5.0	102	110	7.5				70 - 130	30
1,1-Dichloroethane	ND	5.0	107	111	3.7				70 - 130	30
1,1-Dichloroethene	ND	5.0	109	116	6.2				70 - 130	30
1,1-Dichloropropene	ND	5.0	104	110	5.6				70 - 130	30
1,2,3-Trichlorobenzene	ND	5.0	105	111	5.6				70 - 130	30
1,2,3-Trichloropropane	ND	5.0	100	105	4.9				70 - 130	30
1,2,4-Trichlorobenzene	ND	5.0	103	108	4.7				70 - 130	30
1,2,4-Trimethylbenzene	ND	1.0	104	110	5.6				70 - 130	30
1,2-Dibromo-3-chloropropane	ND	5.0	112	124	10.2				70 - 130	30
1,2-Dibromoethane	ND	5.0	103	108	4.7				70 - 130	30
1,2-Dichlorobenzene	ND	5.0	108	115	6.3				70 - 130	30
1,2-Dichloroethane	ND	5.0	102	111	8.5				70 - 130	30
1,2-Dichloropropane	ND	5.0	105	111	5.6				70 - 130	30
1,3,5-Trimethylbenzene	ND	1.0	106	112	5.5				70 - 130	30
1,3-Dichlorobenzene	ND	5.0	105	111	5.6				70 - 130	30
1,3-Dichloropropane	ND	5.0	100	106	5.8				70 - 130	30
1,4-Dichlorobenzene	ND	5.0	107	112	4.6				70 - 130	30
2,2-Dichloropropane	ND	5.0	108	114	5.4				70 - 130	30
2-Chlorotoluene	ND	5.0	106	112	5.5				70 - 130	30
2-Hexanone	ND	25	81	86	6.0				70 - 130	30
2-Isopropyltoluene	ND	5.0	99	105	5.9				70 - 130	30
4-Chlorotoluene	ND	5.0	105	112	6.5				70 - 130	30
4-Methyl-2-pentanone	ND	25	89	94	5.5				70 - 130	30
Acetone	ND	10	83	84	1.2				70 - 130	30
Acrylonitrile	ND	5.0	92	96	4.3				70 - 130	30
Benzene	ND	1.0	101	107	5.8				70 - 130	30
Bromobenzene	ND	5.0	109	117	7.1				70 - 130	30
Bromochloromethane	ND	5.0	103	108	4.7				70 - 130	30
Bromodichloromethane	ND	5.0	107	114	6.3				70 - 130	30
Bromoform	ND	5.0	103	111	7.5				70 - 130	30
Bromomethane	ND	5.0	97	101	4.0				70 - 130	30
Carbon tetrachloride	ND	5.0	105	110	4.7				70 - 130	30
Chlorobenzene	ND	5.0	104	109	4.7				70 - 130	30
Chloroethane	ND	5.0	99	107	7.8				70 - 130	30
Chloroform	ND	5.0	100	104	3.9				70 - 130	30
Chloromethane	ND	5.0	93	99	6.3				70 - 130	30
cis-1,2-Dichloroethene	ND	5.0	105	109	3.7				70 - 130	30
cis-1,3-Dichloropropene	ND	5.0	106	114	7.3				70 - 130	30

Parameter	Blank	Blk RL	LCS %	LCSD %	LCS RPD	MS %	MSD %	MS RPD	% Rec Limits	% RPD Limits	
Dibromochloromethane	ND	3.0	111	121	8.6				70 - 130	30	
Dibromomethane	ND	5.0	105	110	4.7				70 - 130	30	
Dichlorodifluoromethane	ND	5.0	105	109	3.7				70 - 130	30	
Ethylbenzene	ND	1.0	104	108	3.8				70 - 130	30	
Hexachlorobutadiene	ND	5.0	111	119	7.0				70 - 130	30	
Isopropylbenzene	ND	1.0	108	114	5.4				70 - 130	30	
m&p-Xylene	ND	2.0	100	105	4.9				70 - 130	30	
Methyl ethyl ketone	ND	5.0	82	90	9.3				70 - 130	30	
Methyl t-butyl ether (MTBE)	ND	1.0	102	109	6.6				70 - 130	30	
Methylene chloride	ND	5.0	91	97	6.4				70 - 130	30	
Naphthalene	ND	5.0	107	115	7.2				70 - 130	30	
n-Butylbenzene	ND	1.0	111	119	7.0				70 - 130	30	
n-Propylbenzene	ND	1.0	108	113	4.5				70 - 130	30	
o-Xylene	ND	2.0	104	110	5.6				70 - 130	30	
p-Isopropyltoluene	ND	1.0	107	114	6.3				70 - 130	30	
sec-Butylbenzene	ND	1.0	109	115	5.4				70 - 130	30	
Styrene	ND	5.0	99	103	4.0				70 - 130	30	
tert-Butylbenzene	ND	1.0	107	114	6.3				70 - 130	30	
Tetrachloroethene	ND	5.0	106	111	4.6				70 - 130	30	
Tetrahydrofuran (THF)	ND	5.0	84	87	3.5				70 - 130	30	
Toluene	ND	1.0	108	113	4.5				70 - 130	30	
trans-1,2-Dichloroethene	ND	5.0	107	111	3.7				70 - 130	30	
trans-1,3-Dichloropropene	ND	5.0	103	109	5.7				70 - 130	30	
trans-1,4-dichloro-2-butene	ND	5.0	98	103	5.0				70 - 130	30	
Trichloroethene	ND	5.0	104	108	3.8				70 - 130	30	
Trichlorofluoromethane	ND	5.0	92	97	5.3				70 - 130	30	
Trichlorotrifluoroethane	ND	5.0	101	106	4.8				70 - 130	30	
Vinyl chloride	ND	5.0	98	103	5.0				70 - 130	30	
% 1,2-dichlorobenzene-d4	93	%	102	103	1.0				70 - 130	30	
% Bromofluorobenzene	99	%	100	99	1.0				70 - 130	30	
% Dibromofluoromethane	101	%	96	99	3.1				70 - 130	30	
% Toluene-d8	89	%	103	103	0.0				70 - 130	30	

Comment:

The MS/MSD are not reported for this batch.

QA/QC Batch 395944 (ug/Kg), QC Sample No: BY76292 2X (BY76292)

Pesticides - Soil

4,4' -DDD	ND	1.7	96	97	1.0	68	76	11.1	40 - 140	30	
4,4' -DDE	ND	1.7	89	91	2.2	58	57	1.7	40 - 140	30	
4,4' -DDT	ND	1.7	100	102	2.0	83	82	1.2	40 - 140	30	
a-BHC	ND	1.0	77	75	2.6	54	54	0.0	40 - 140	30	
a-Chlordane	ND	3.3	80	80	0.0	63	55	13.6	40 - 140	30	
Aldrin	ND	1.0	81	81	0.0	54	80	38.8	40 - 140	30	r
b-BHC	ND	1.0	84	87	3.5	53	89	50.7	40 - 140	30	r
Chlordane	ND	33	77	77	0.0	>200	>200	NC	40 - 140	30	m
d-BHC	ND	3.3	89	90	1.1	44	47	6.6	40 - 140	30	
Dieldrin	ND	1.0	82	82	0.0	63	65	3.1	40 - 140	30	
Endosulfan I	ND	3.3	80	79	1.3	54	50	7.7	40 - 140	30	
Endosulfan II	ND	3.3	90	91	1.1	58	56	3.5	40 - 140	30	
Endosulfan sulfate	ND	3.3	86	87	1.2	53	40	28.0	40 - 140	30	
Endrin	ND	3.3	88	89	1.1	39	52	28.6	40 - 140	30	
Endrin aldehyde	ND	3.3	76	79	3.9	51	53	3.8	40 - 140	30	
Endrin ketone	ND	3.3	89	90	1.1	49	55	11.5	40 - 140	30	

Parameter	Blank	Blk RL	LCS %	LCSD %	LCS RPD	MS %	MSD %	MS RPD	% Rec Limits	% RPD Limits	
g-BHC	ND	1.0	82	81	1.2	Intf	51	NC	40 - 140	30	
g-Chlordane	ND	3.3	77	77	0.0	Intf	Intf	NC	40 - 140	30	
Heptachlor	ND	3.3	88	87	1.1	127	44	97.1	40 - 140	30	r
Heptachlor epoxide	ND	3.3	79	82	3.7	44	58	27.5	40 - 140	30	
Methoxychlor	ND	3.3	104	104	0.0	68	85	22.2	40 - 140	30	
Toxaphene	ND	130	NA	NA	NC	NA	NA	NC	40 - 140	30	
% DCBP	49	%	95	99	4.1	72	92	24.4	40 - 140	30	
% TCMX	40	%	76	72	5.4	64	59	8.1	40 - 140	30	
QA/QC Batch 395943 (ug/Kg), QC Sample No: BY76292 2X (BY76292)											
Polychlorinated Biphenyls - Soil											
PCB-1016	ND	33	81	83	2.4	63	66	4.7	40 - 140	30	
PCB-1221	ND	33							40 - 140	30	
PCB-1232	ND	33							40 - 140	30	
PCB-1242	ND	33							40 - 140	30	
PCB-1248	ND	33							40 - 140	30	
PCB-1254	ND	33							40 - 140	30	
PCB-1260	ND	33	87	88	1.1	65	65	0.0	40 - 140	30	
PCB-1262	ND	33							40 - 140	30	
PCB-1268	ND	33							40 - 140	30	
% DCBP (Surrogate Rec)	89	%	104	105	1.0	88	92	4.4	40 - 140	30	
% TCMX (Surrogate Rec)	79	%	90	87	3.4	75	88	16.0			
QA/QC Batch 396293 (ug/kg), QC Sample No: BY76292 (BY76292 (50X))											
Volatiles - Soil											
Carbon Disulfide	ND	5.0	116	114	1.7	100	103	3.0	70 - 130	30	
QA/QC Batch 395950 (ug/Kg), QC Sample No: BY76292 (BY76292)											
Semivolatiles - Soil											
1,2,4,5-Tetrachlorobenzene	ND	230	70	68	2.9	65			30 - 130	30	
1,2,4-Trichlorobenzene	ND	230	69	65	6.0	62			30 - 130	30	
1,2-Dichlorobenzene	ND	180	68	61	10.9	60			30 - 130	30	
1,2-Diphenylhydrazine	ND	230	77	79	2.6	70			30 - 130	30	
1,3-Dichlorobenzene	ND	230	64	58	9.8	55			30 - 130	30	
1,4-Dichlorobenzene	ND	230	64	60	6.5	59			30 - 130	30	
2,4,5-Trichlorophenol	ND	230	80	73	9.2	78			30 - 130	30	
2,4,6-Trichlorophenol	ND	130	77	70	9.5	71			30 - 130	30	
2,4-Dichlorophenol	ND	130	79	74	6.5	70			30 - 130	30	
2,4-Dimethylphenol	ND	230	81	76	6.4	78			30 - 130	30	
2,4-Dinitrophenol	ND	230	32	<10	NC	<10			30 - 130	30	l,m
2,4-Dinitrotoluene	ND	130	83	84	1.2	57			30 - 130	30	
2,6-Dinitrotoluene	ND	130	72	76	5.4	57			30 - 130	30	
2-Chloronaphthalene	ND	230	70	73	4.2	68			30 - 130	30	
2-Chlorophenol	ND	230	79	68	15.0	67			30 - 130	30	
2-Methylnaphthalene	ND	230	66	67	1.5	63			30 - 130	30	
2-Methylphenol (o-cresol)	ND	230	87	80	8.4	81			30 - 130	30	
2-Nitroaniline	ND	330	112	111	0.9	38			30 - 130	30	
2-Nitrophenol	ND	230	73	63	14.7	36			30 - 130	30	
3&4-Methylphenol (m&p-cresol)	ND	230	83	53	44.1	76			30 - 130	30	r
3,3'-Dichlorobenzidine	ND	130	80	89	10.7	<10			30 - 130	30	m
3-Nitroaniline	ND	330	77	94	19.9	43			30 - 130	30	
4,6-Dinitro-2-methylphenol	ND	230	47	<10	NC	<10			30 - 130	30	l,m
4-Bromophenyl phenyl ether	ND	230	80	78	2.5	65			30 - 130	30	
4-Chloro-3-methylphenol	ND	230	85	80	6.1	78			30 - 130	30	

Parameter	Blank	Blk RL	LCS %	LCSD %	LCS RPD	MS %	MSD %	MS RPD	% Rec Limits	% RPD Limits	
4-Chloroaniline	ND	230	58	81	33.1	53			30 - 130	30	r
4-Chlorophenyl phenyl ether	ND	230	69	74	7.0	67			30 - 130	30	
4-Nitroaniline	ND	230	81	83	2.4	69			30 - 130	30	
4-Nitrophenol	ND	230	88	66	28.6	78			30 - 130	30	
Acenaphthene	ND	230	75	80	6.5	74			30 - 130	30	
Acenaphthylene	ND	130	73	76	4.0	89			30 - 130	30	
Acetophenone	ND	230	73	65	11.6	64			30 - 130	30	
Aniline	ND	330	26	60	79.1	46			30 - 130	30	l,r
Anthracene	ND	230	79	81	2.5	86			30 - 130	30	
Benz(a)anthracene	ND	230	78	81	3.8	92			30 - 130	30	
Benzidine	ND	330	20	15	28.6	<10			30 - 130	30	l,m
Benzo(a)pyrene	ND	130	72	77	6.7	104			30 - 130	30	
Benzo(b)fluoranthene	ND	160	77	77	0.0	128			30 - 130	30	
Benzo(ghi)perylene	ND	230	76	80	5.1	86			30 - 130	30	
Benzo(k)fluoranthene	ND	230	68	78	13.7	100			30 - 130	30	
Benzoic Acid	ND	330	<10	<10	NC	<10			30 - 130	30	l,m
Benzyl butyl phthalate	ND	230	84	84	0.0	64			30 - 130	30	
Bis(2-chloroethoxy)methane	ND	230	78	74	5.3	67			30 - 130	30	
Bis(2-chloroethyl)ether	ND	130	177	61	97.5	58			30 - 130	30	l,r
Bis(2-chloroisopropyl)ether	ND	230	64	58	9.8	57			30 - 130	30	
Bis(2-ethylhexyl)phthalate	ND	230	98	94	4.2	89			30 - 130	30	
Carbazole	ND	230	80	82	2.5	79			30 - 130	30	
Chrysene	ND	230	81	84	3.6	121			30 - 130	30	
Dibenz(a,h)anthracene	ND	130	78	81	3.8	82			30 - 130	30	
Dibenzofuran	ND	230	73	79	7.9	73			30 - 130	30	
Diethyl phthalate	ND	230	79	82	3.7	72			30 - 130	30	
Dimethylphthalate	ND	230	79	81	2.5	71			30 - 130	30	
Di-n-butylphthalate	ND	230	81	86	6.0	64			30 - 130	30	
Di-n-octylphthalate	ND	230	90	87	3.4	69			30 - 130	30	
Fluoranthene	ND	230	75	80	6.5	110			30 - 130	30	
Fluorene	ND	230	70	78	10.8	73			30 - 130	30	
Hexachlorobenzene	ND	130	79	79	0.0	67			30 - 130	30	
Hexachlorobutadiene	ND	230	70	65	7.4	62			30 - 130	30	
Hexachlorocyclopentadiene	ND	230	29	44	41.1	<10			30 - 130	30	l,m,r
Hexachloroethane	ND	130	64	59	8.1	42			30 - 130	30	
Indeno(1,2,3-cd)pyrene	ND	230	78	81	3.8	95			30 - 130	30	
Isophorone	ND	130	70	68	2.9	61			30 - 130	30	
Naphthalene	ND	230	68	67	1.5	65			30 - 130	30	
Nitrobenzene	ND	130	79	69	13.5	66			30 - 130	30	
N-Nitrosodimethylamine	ND	230	71	63	11.9	56			30 - 130	30	
N-Nitrosodi-n-propylamine	ND	130	79	69	13.5	66			30 - 130	30	
N-Nitrosodiphenylamine	ND	130	77	84	8.7	75			30 - 130	30	
Pentachloronitrobenzene	ND	230	76	77	1.3	55			30 - 130	30	
Pentachlorophenol	ND	230	58	30	63.6	58			30 - 130	30	r
Phenanthrene	ND	130	74	78	5.3	101			30 - 130	30	
Phenol	ND	230	80	74	7.8	74			30 - 130	30	
Pyrene	ND	230	75	81	7.7	120			30 - 130	30	
Pyridine	ND	230	41	45	9.3	40			30 - 130	30	
% 2,4,6-Tribromophenol	59	%	80	72	10.5	69			30 - 130	30	
% 2-Fluorobiphenyl	69	%	66	70	5.9	62			30 - 130	30	
% 2-Fluorophenol	52	%	75	62	19.0	60			30 - 130	30	
% Nitrobenzene-d5	61	%	76	65	15.6	60			30 - 130	30	
% Phenol-d5	60	%	83	71	15.6	65			30 - 130	30	

Parameter	Blank	Blk RL		LCS %	LCSD %	LCS RPD	MS %	MSD %	MS RPD	% Rec Limits	% RPD Limits	
% Terphenyl-d14	74	%		75	78	3.9	63			30 - 130	30	

Comment:

MSD not reported for this batch.

Additional 8270 criteria: Four of the compounds can be outside of acceptance criteria as long as recovery is at least 10%. (Acid surrogates acceptance range for aqueous samples: 10-110%, for soils 30-130%)

QA/QC Batch 396035 (ug/L), QC Sample No: BY76293 (BY76293, BY76294, BY76296, BY76297, BY76298, BY76299)

Pesticides - Ground Water

4,4' -DDD	ND	0.003		91	105	14.3	83	89	7.0	40 - 140	20	
4,4' -DDE	ND	0.003		87	95	8.8	79	88	10.8	40 - 140	20	
4,4' -DDT	ND	0.003		86	92	6.7	97	101	4.0	40 - 140	20	
a-BHC	ND	0.002		84	91	8.0	77	83	7.5	40 - 140	20	
a-Chlordane	ND	0.005		88	98	10.8	81	92	12.7	40 - 140	20	
Alachlor	ND	0.005		NA	NA	NC	NA	NA	NC	40 - 140	20	
Aldrin	ND	0.002		80	80	0.0	57	72	23.3	40 - 140	20	r
b-BHC	ND	0.002		119	112	6.1	98	105	6.9	40 - 140	20	
Chlordane	ND	0.050		77	88	13.3	58	71	20.2	40 - 140	20	
d-BHC	ND	0.005		59	73	21.2	62	63	1.6	40 - 140	20	r
Dieldrin	ND	0.002		91	99	8.4	86	95	9.9	40 - 140	20	
Endosulfan I	ND	0.005		85	93	9.0	78	86	9.8	40 - 140	20	
Endosulfan II	ND	0.005		85	93	9.0	79	88	10.8	40 - 140	20	
Endosulfan sulfate	ND	0.005		74	79	6.5	74	89	18.4	40 - 140	20	
Endrin	ND	0.005		93	103	10.2	85	97	13.2	40 - 140	20	
Endrin aldehyde	ND	0.005		83	92	10.3	69	67	2.9	40 - 140	20	
Endrin ketone	ND	0.005		81	90	10.5	71	81	13.2	40 - 140	20	
g-BHC	ND	0.002		97	103	6.0	85	98	14.2	40 - 140	20	
g-Chlordane	ND	0.005		77	88	13.3	58	71	20.2	40 - 140	20	
Heptachlor	ND	0.005		84	93	10.2	56	75	29.0	40 - 140	20	r
Heptachlor epoxide	ND	0.005		85	91	6.8	68	78	13.7	40 - 140	20	
Methoxychlor	ND	0.005		75	85	12.5	78	92	16.5	40 - 140	20	
Toxaphene	ND	0.20		NA	NA	NC	NA	NA	NC	40 - 140	20	
% DCBP	87	%		83	93	11.4	80	79	1.3	40 - 140	20	
% TCMX	85	%		88	100	12.8	99	86	14.1	40 - 140	20	

QA/QC Batch 396034 (ug/L), QC Sample No: BY76293 (BY76293, BY76294, BY76296, BY76298, BY76299)

Polychlorinated Biphenyls - Ground Water

PCB-1016	ND	0.050		96	101	5.1	98	93	5.2	40 - 140	20	
PCB-1221	ND	0.050								40 - 140	20	
PCB-1232	ND	0.050								40 - 140	20	
PCB-1242	ND	0.050								40 - 140	20	
PCB-1248	ND	0.050								40 - 140	20	
PCB-1254	ND	0.050								40 - 140	20	
PCB-1260	ND	0.050		105	109	3.7	98	95	3.1	40 - 140	20	
PCB-1262	ND	0.050								40 - 140	20	
PCB-1268	ND	0.050								40 - 140	20	
% DCBP (Surrogate Rec)	88	%		114	118	3.4	96	93	3.2	40 - 140	20	
% TCMX (Surrogate Rec)	82	%		98	103	5.0	102	96	6.1			

QA/QC Batch 396506 (ug/L), QC Sample No: BY76293 (BY76293, BY76294, BY76295, BY76297, BY76298, BY76299, BY76300)

Volatiles - Ground Water

1,1,1,2-Tetrachloroethane	ND	1.0		98	102	4.0	92	101	9.3	70 - 130	30	
1,1,1-Trichloroethane	ND	1.0		100	104	3.9	101	109	7.6	70 - 130	30	
1,1,2,2-Tetrachloroethane	ND	0.50		98	103	5.0	88	96	8.7	70 - 130	30	
1,1,2-Trichloroethane	ND	1.0		94	97	3.1	85	93	9.0	70 - 130	30	

Parameter	Blank	Blk RL	LCS %	LCSD %	LCS RPD	MS %	MSD %	MS RPD	% Rec Limits	% RPD Limits
1,1-Dichloroethane	ND	1.0	97	101	4.0	98	104	5.9	70 - 130	30
1,1-Dichloroethene	ND	1.0	103	106	2.9	103	112	8.4	70 - 130	30
1,1-Dichloropropene	ND	1.0	102	105	2.9	102	111	8.5	70 - 130	30
1,2,3-Trichlorobenzene	ND	1.0	99	104	4.9	75	93	21.4	70 - 130	30
1,2,3-Trichloropropane	ND	1.0	92	97	5.3	85	93	9.0	70 - 130	30
1,2,4-Trichlorobenzene	ND	1.0	98	100	2.0	80	93	15.0	70 - 130	30
1,2,4-Trimethylbenzene	ND	1.0	95	97	2.1	91	101	10.4	70 - 130	30
1,2-Dibromo-3-chloropropane	ND	1.0	101	110	8.5	82	94	13.6	70 - 130	30
1,2-Dibromoethane	ND	1.0	95	100	5.1	86	95	9.9	70 - 130	30
1,2-Dichlorobenzene	ND	1.0	96	99	3.1	88	96	8.7	70 - 130	30
1,2-Dichloroethane	ND	1.0	94	99	5.2	89	97	8.6	70 - 130	30
1,2-Dichloropropane	ND	1.0	95	99	4.1	91	99	8.4	70 - 130	30
1,3,5-Trimethylbenzene	ND	1.0	98	99	1.0	94	104	10.1	70 - 130	30
1,3-Dichlorobenzene	ND	1.0	97	99	2.0	90	99	9.5	70 - 130	30
1,3-Dichloropropane	ND	1.0	94	97	3.1	87	94	7.7	70 - 130	30
1,4-Dichlorobenzene	ND	1.0	96	98	2.1	88	97	9.7	70 - 130	30
2,2-Dichloropropane	ND	1.0	107	94	12.9	92	99	7.3	70 - 130	30
2-Chlorotoluene	ND	1.0	98	99	1.0	94	102	8.2	70 - 130	30
2-Hexanone	ND	5.0	99	105	5.9	89	97	8.6	70 - 130	30
2-Isopropyltoluene	ND	1.0	107	107	0.0	102	112	9.3	70 - 130	30
4-Chlorotoluene	ND	1.0	96	99	3.1	92	102	10.3	70 - 130	30
4-Methyl-2-pentanone	ND	5.0	100	107	6.8	91	100	9.4	70 - 130	30
Acetone	ND	5.0	96	102	6.1	100	104	3.9	70 - 130	30
Acrolein	ND	5.0	106	110	3.7	88	95	7.7	70 - 130	30
Acrylonitrile	ND	5.0	105	111	5.6	97	104	7.0	70 - 130	30
Benzene	ND	0.70	96	99	3.1	95	103	8.1	70 - 130	30
Bromobenzene	ND	1.0	95	97	2.1	89	98	9.6	70 - 130	30
Bromochloromethane	ND	1.0	97	101	4.0	89	96	7.6	70 - 130	30
Bromodichloromethane	ND	0.50	97	102	5.0	90	100	10.5	70 - 130	30
Bromoform	ND	1.0	100	103	3.0	85	96	12.2	70 - 130	30
Bromomethane	ND	1.0	123	124	0.8	86	117	30.5	70 - 130	30
Carbon Disulfide	ND	1.0	117	120	2.5	117	127	8.2	70 - 130	30
Carbon tetrachloride	ND	1.0	104	108	3.8	103	113	9.3	70 - 130	30
Chlorobenzene	ND	1.0	96	98	2.1	92	100	8.3	70 - 130	30
Chloroethane	ND	1.0	103	107	3.8	107	113	5.5	70 - 130	30
Chloroform	ND	1.0	95	99	4.1	95	102	7.1	70 - 130	30
Chloromethane	ND	1.0	104	107	2.8	100	106	5.8	70 - 130	30
cis-1,2-Dichloroethene	ND	1.0	96	98	2.1	93	100	7.3	70 - 130	30
cis-1,3-Dichloropropene	ND	0.40	97	99	2.0	89	97	8.6	70 - 130	30
Dibromochloromethane	ND	0.50	102	107	4.8	91	101	10.4	70 - 130	30
Dibromomethane	ND	1.0	95	100	5.1	86	94	8.9	70 - 130	30
Dichlorodifluoromethane	ND	1.0	122	136	10.9	105	109	3.7	70 - 130	30
Ethylbenzene	ND	1.0	98	99	1.0	96	104	8.0	70 - 130	30
Hexachlorobutadiene	ND	0.40	104	104	0.0	91	105	14.3	70 - 130	30
Isopropylbenzene	ND	1.0	99	100	1.0	98	107	8.8	70 - 130	30
m&p-Xylene	ND	1.0	98	99	1.0	95	103	8.1	70 - 130	30
Methyl ethyl ketone	ND	5.0	110	115	4.4	92	107	15.1	70 - 130	30
Methyl t-butyl ether (MTBE)	ND	1.0	110	118	7.0	102	109	6.6	70 - 130	30
Methylene chloride	ND	1.0	92	96	4.3	88	94	6.6	70 - 130	30
Naphthalene	ND	1.0	101	105	3.9	77	93	18.8	70 - 130	30
n-Butylbenzene	ND	1.0	101	100	1.0	94	106	12.0	70 - 130	30
n-Propylbenzene	ND	1.0	100	101	1.0	97	107	9.8	70 - 130	30
o-Xylene	ND	1.0	98	99	1.0	95	103	8.1	70 - 130	30

Parameter	Blank	Blk RL	LCS %	LCSD %	LCS RPD	MS %	MSD %	MS RPD	% Rec Limits	% RPD Limits	
p-Isopropyltoluene	ND	1.0	101	100	1.0	96	106	9.9	70 - 130	30	
sec-Butylbenzene	ND	1.0	105	105	0.0	102	111	8.5	70 - 130	30	
Styrene	ND	1.0	96	98	2.1	91	100	9.4	70 - 130	30	
tert-Butylbenzene	ND	1.0	100	100	0.0	98	107	8.8	70 - 130	30	
Tetrachloroethene	ND	1.0	102	104	1.9	100	109	8.6	70 - 130	30	
Tetrahydrofuran (THF)	ND	2.5	99	108	8.7	92	100	8.3	70 - 130	30	
Toluene	ND	1.0	97	100	3.0	95	103	8.1	70 - 130	30	
trans-1,2-Dichloroethene	ND	1.0	99	101	2.0	98	106	7.8	70 - 130	30	
trans-1,3-Dichloropropene	ND	0.40	93	97	4.2	84	92	9.1	70 - 130	30	
trans-1,4-dichloro-2-butene	ND	5.0	112	109	2.7	89	100	11.6	70 - 130	30	
Trichloroethene	ND	1.0	99	102	3.0	98	107	8.8	70 - 130	30	
Trichlorofluoromethane	ND	1.0	102	106	3.8	102	109	6.6	70 - 130	30	
Trichlorotrifluoroethane	ND	1.0	115	118	2.6	104	110	5.6	70 - 130	30	
Vinyl chloride	ND	1.0	110	115	4.4	110	118	7.0	70 - 130	30	
% 1,2-dichlorobenzene-d4	101	%	100	101	1.0	100	100	0.0	70 - 130	30	
% Bromofluorobenzene	97	%	99	99	0.0	99	99	0.0	70 - 130	30	
% Dibromofluoromethane	100	%	101	101	0.0	100	99	1.0	70 - 130	30	
% Toluene-d8	99	%	100	100	0.0	99	100	1.0	70 - 130	30	

QA/QC Batch 396033 (ug/L), QC Sample No: BY76293 (BY76293, BY76294, BY76295, BY76297, BY76298, BY76299)

Semivolatiles (SIM) - Ground Water

1,2,4,5-Tetrachlorobenzene	ND	0.50	56			64	62	3.2	30 - 130	20	
Acenaphthylene	ND	0.02	87			92	94	2.2	30 - 130	20	
Benz(a)anthracene	ND	0.02	89			91	91	0.0	30 - 130	20	
Benzo(a)pyrene	ND	0.02	93			96	96	0.0	30 - 130	20	
Benzo(b)fluoranthene	ND	0.02	89			90	92	2.2	30 - 130	20	
Benzo(ghi)perylene	ND	0.02	97			101	98	3.0	30 - 130	20	
Benzo(k)fluoranthene	ND	0.02	93			98	96	2.1	30 - 130	20	
Bis(2-ethylhexyl)phthalate	ND	0.10	123			137	114	18.3	30 - 130	20	m
Chrysene	ND	0.02	90			93	92	1.1	30 - 130	20	
Dibenz(a,h)anthracene	ND	0.01	105			108	107	0.9	30 - 130	20	
Hexachlorobenzene	ND	0.02	66			72	67	7.2	30 - 130	20	
Hexachlorobutadiene	ND	0.05	30			40	34	16.2	30 - 130	20	
Hexachloroethane	ND	0.05	33			41	37	10.3	30 - 130	20	
Indeno(1,2,3-cd)pyrene	ND	0.02	101			105	103	1.9	30 - 130	20	
Nitrobenzene	0.05 B	0.05	82			83	81	2.4	30 - 130	20	
N-Nitrosodimethylamine	ND	0.05	63			56	58	3.5	30 - 130	20	
Pentachloronitrobenzene	ND	0.10	84			91	86	5.6	30 - 130	20	
Pentachlorophenol	ND	0.20	77			86	87	1.2	30 - 130	20	
Phenanthrene	ND	0.02	80			83	83	0.0	30 - 130	20	
% 2,4,6-Tribromophenol	63	%	72			77	78	1.3	15 - 110	20	
% 2-Fluorobiphenyl	67	%	80			80	82	2.5	30 - 130	20	
% 2-Fluorophenol	52	%	53			45	48	6.5	15 - 110	20	
% Nitrobenzene-d5	78	%	88			80	88	9.5	30 - 130	20	
% Phenol-d5	35	%	38			33	35	5.9	15 - 110	20	
% Terphenyl-d14	87	%	104			102	106	3.8	30 - 130	20	

Comment:

LCSD not reported for this batch.

QA/QC Batch 396033 (ug/L), QC Sample No: BY76293 (BY76293, BY76294, BY76295, BY76297, BY76298, BY76299)

Semivolatiles - Ground Water

1,2,4-Trichlorobenzene	ND	3.5	50			62	56	10.2	30 - 130	20	
1,2-Dichlorobenzene	ND	1.0	44			53	47	12.0	30 - 130	20	

Parameter	Blank	Blk RL	LCS %	LCSD %	LCS RPD	MS %	MSD %	MS RPD	% Rec Limits	% RPD Limits	
1,2-Diphenylhydrazine	ND	1.6	89			90	89	1.1	30 - 130	20	
1,3-Dichlorobenzene	ND	1.0	40			49	42	15.4	30 - 130	20	
1,4-Dichlorobenzene	ND	1.0	41			50	43	15.1	30 - 130	20	
2,4,5-Trichlorophenol	ND	1.0	102			102	100	2.0	30 - 130	20	
2,4,6-Trichlorophenol	ND	1.0	99			100	98	2.0	30 - 130	20	
2,4-Dichlorophenol	ND	1.0	91			88	87	1.1	30 - 130	20	
2,4-Dimethylphenol	ND	1.0	72			73	85	15.2	30 - 130	20	
2,4-Dinitrophenol	ND	1.0	165			175	166	5.3	30 - 130	20	l,m
2,4-Dinitrotoluene	ND	3.5	107			106	104	1.9	30 - 130	20	m
2,6-Dinitrotoluene	ND	3.5	103			103	99	4.0	30 - 130	20	
2-Chloronaphthalene	ND	3.5	76			84	82	2.4	30 - 130	20	
2-Chlorophenol	ND	1.0	79			76	74	2.7	30 - 130	20	
2-Methylnaphthalene	ND	3.5	63			73	68	7.1	30 - 130	20	
2-Methylphenol (o-cresol)	ND	1.0	79			74	74	0.0	30 - 130	20	
2-Nitroaniline	ND	3.5	133			133	129	3.1	30 - 130	20	l,m
2-Nitrophenol	ND	1.0	76			73	72	1.4	30 - 130	20	
3&4-Methylphenol (m&p-cresol)	ND	1.0	80			73	73	0.0	30 - 130	20	
3,3'-Dichlorobenzidine	ND	5.0	116			79	74	6.5	30 - 130	20	
3-Nitroaniline	ND	5.0	120			115	114	0.9	30 - 130	20	
4,6-Dinitro-2-methylphenol	ND	1.0	132			144	132	8.7	30 - 130	20	l,m
4-Bromophenyl phenyl ether	ND	3.5	98			99	98	1.0	30 - 130	20	
4-Chloro-3-methylphenol	ND	1.0	95			94	92	2.2	30 - 130	20	
4-Chloroaniline	ND	3.5	93			86	85	1.2	30 - 130	20	
4-Chlorophenyl phenyl ether	ND	1.0	92			95	93	2.1	30 - 130	20	
4-Nitroaniline	ND	5.0	97			96	96	0.0	30 - 130	20	
4-Nitrophenol	ND	1.0	48			45	44	2.2	30 - 130	20	
Acenaphthene	ND	1.5	89			92	91	1.1	30 - 130	20	
Acetophenone	ND	3.5	86			81	79	2.5	30 - 130	20	
Aniline	ND	3.5	81			69	69	0.0	30 - 130	20	
Anthracene	ND	1.5	98			100	99	1.0	30 - 130	20	
Benzidine	ND	4.5	30			<10	<10	NC	30 - 130	20	m
Benzoic acid	ND	10	42			47	44	6.6	30 - 130	20	
Benzyl butyl phthalate	ND	1.5	105			103	102	1.0	30 - 130	20	
Bis(2-chloroethoxy)methane	ND	3.5	90			85	83	2.4	30 - 130	20	
Bis(2-chloroethyl)ether	ND	1.0	72			70	68	2.9	30 - 130	20	
Bis(2-chloroisopropyl)ether	ND	1.0	65			65	63	3.1	30 - 130	20	
Carbazole	ND	5.0	101			101	102	1.0	30 - 130	20	
Dibenzofuran	ND	3.5	88			91	89	2.2	30 - 130	20	
Diethyl phthalate	ND	1.5	100			99	98	1.0	30 - 130	20	
Dimethylphthalate	ND	1.5	99			100	96	4.1	30 - 130	20	
Di-n-butylphthalate	ND	1.5	99			103	100	3.0	30 - 130	20	
Di-n-octylphthalate	ND	1.5	110			103	103	0.0	30 - 130	20	
Fluoranthene	ND	1.5	99			100	99	1.0	30 - 130	20	
Fluorene	ND	1.5	92			94	94	0.0	30 - 130	20	
Hexachlorocyclopentadiene	ND	3.5	50			59	61	3.3	30 - 130	20	
Isophorone	ND	3.5	86			82	81	1.2	30 - 130	20	
Naphthalene	ND	1.5	59			70	64	9.0	30 - 130	20	
N-Nitrosodi-n-propylamine	ND	3.5	91			84	85	1.2	30 - 130	20	
N-Nitrosodiphenylamine	ND	3.5	99			100	99	1.0	30 - 130	20	
Phenol	ND	1.0	48			43	42	2.4	30 - 130	20	
Pyrene	ND	1.5	99			102	105	2.9	30 - 130	20	
Pyridine	ND	5.0	65			45	39	14.3	30 - 130	20	
% 2,4,6-Tribromophenol	75	%	94			93	99	6.3	15 - 110	20	

Parameter	Blank	Blk RL		LCS %	LCSD %	LCS RPD	MS %	MSD %	MS RPD	% Rec Limits	% RPD Limits
% 2-Fluorobiphenyl	69	%		81			81	82	1.2	30 - 130	20
% 2-Fluorophenol	45	%		47			42	41	2.4	15 - 110	20
% Nitrobenzene-d5	72	%		79			73	76	4.0	30 - 130	20
% Phenol-d5	33	%		37			32	32	0.0	15 - 110	20
% Terphenyl-d14	88	%		94			97	98	1.0	30 - 130	20

Comment:

LCSD not reported for this batch.

Additional 8270 criteria: Four of the compounds can be outside of acceptance criteria as long as recovery is at least 10%. (Acid surrogates acceptance range for aqueous samples: 10-110%, for soils 30-130%)

QA/QC Batch 396197 (ug/L), QC Sample No: BY76573 (BY76297)

Polychlorinated Biphenyls - Ground Water

PCB-1016	ND	0.050	75	86	13.7			40 - 140	20
PCB-1221	ND	0.050						40 - 140	20
PCB-1232	ND	0.050						40 - 140	20
PCB-1242	ND	0.050						40 - 140	20
PCB-1248	ND	0.050						40 - 140	20
PCB-1254	ND	0.050						40 - 140	20
PCB-1260	ND	0.050	82	94	13.6			40 - 140	20
PCB-1262	ND	0.050						40 - 140	20
PCB-1268	ND	0.050						40 - 140	20
% DCBP (Surrogate Rec)	84	%	84	96	13.3			40 - 140	20
% TCMX (Surrogate Rec)	76	%	81	96	16.9				

Comment:

A LCS and LCS Duplicate were performed instead of a matrix spike and matrix spike duplicate.

l = This parameter is outside laboratory LCS/LCSD specified recovery limits.
m = This parameter is outside laboratory MS/MSD specified recovery limits.
r = This parameter is outside laboratory RPD specified recovery limits.

If there are any questions regarding this data, please call Phoenix Client Services at extension 200.

RPD - Relative Percent Difference
LCS - Laboratory Control Sample
LCSD - Laboratory Control Sample Duplicate
MS - Matrix Spike
MS Dup - Matrix Spike Duplicate
NC - No Criteria
Intf - Interference



Phyllis Shiller, Laboratory Director
August 18, 2017

Sample Criteria Exceedances Report

GBY76292 - NETC

Criteria: NY: 375

State: NY

SampNo	Acode	Phoenix Analyte	Criteria	Result	RL	Criteria	RL Criteria	Analysis Units
BY76292	$8260MADPR	Acetone	NY / 375-6.8 Volatiles / Unrestricted Use Soil	92	46	50	50	ug/Kg
BY76292	$8270SMRDP	Benz(a)anthracene	NY / 375-6.8 Semivolatiles / Unrestricted Use Soil	4900	410	1000	1000	ug/Kg
BY76292	$8270SMRDP	Benzo(a)pyrene	NY / 375-6.8 Semivolatiles / Unrestricted Use Soil	5400	290	1000	1000	ug/Kg
BY76292	$8270SMRDP	Benzo(b)fluoranthene	NY / 375-6.8 Semivolatiles / Unrestricted Use Soil	6400	410	1000	1000	ug/Kg
BY76292	$8270SMRDP	Benzo(k)fluoranthene	NY / 375-6.8 Semivolatiles / Unrestricted Use Soil	3900	410	800	800	ug/Kg
BY76292	$8270SMRDP	Chrysene	NY / 375-6.8 Semivolatiles / Unrestricted Use Soil	7000	410	1000	1000	ug/Kg
BY76292	$8270SMRDP	Dibenz(a,h)anthracene	NY / 375-6.8 Semivolatiles / Unrestricted Use Soil	970	290	330	330	ug/Kg
BY76292	$8270SMRDP	Indeno(1,2,3-cd)pyrene	NY / 375-6.8 Semivolatiles / Unrestricted Use Soil	4000	410	500	500	ug/Kg
BY76292	$8270SMRDP	Dibenzofuran	NY / 375-6.8 Volatiles / Unrestricted Use Soil	550	410	330	330	ug/Kg
BY76292	$PCB_SMRDP	PCB-1248	NY / 375-6.8 PCBs/Pesticides / Unrestricted Use Soil	ND	120	100	100	ug/Kg
BY76292	$PCB_SMRDP	PCB-1016	NY / 375-6.8 PCBs/Pesticides / Unrestricted Use Soil	ND	120	100	100	ug/Kg
BY76292	$PCB_SMRDP	PCB-1221	NY / 375-6.8 PCBs/Pesticides / Unrestricted Use Soil	ND	120	100	100	ug/Kg
BY76292	$PCB_SMRDP	PCB-1242	NY / 375-6.8 PCBs/Pesticides / Unrestricted Use Soil	ND	120	100	100	ug/Kg
BY76292	$PCB_SMRDP	PCB-1254	NY / 375-6.8 PCBs/Pesticides / Unrestricted Use Soil	ND	120	100	100	ug/Kg
BY76292	$PCB_SMRDP	PCB-1260	NY / 375-6.8 PCBs/Pesticides / Unrestricted Use Soil	140	120	100	100	ug/Kg
BY76292	$PCB_SMRDP	PCB-1232	NY / 375-6.8 PCBs/Pesticides / Unrestricted Use Soil	ND	120	100	100	ug/Kg
BY76292	$PESTSMDPR	4,4' -DDD	NY / 375-6.8 PCBs/Pesticides / Unrestricted Use Soil	ND	6.0	3.3	3.3	ug/Kg
BY76292	$PESTSMDPR	4,4' -DDE	NY / 375-6.8 PCBs/Pesticides / Unrestricted Use Soil	ND	15	3.3	3.3	ug/Kg
BY76292	$PESTSMDPR	4,4' -DDT	NY / 375-6.8 PCBs/Pesticides / Unrestricted Use Soil	ND	7.0	3.3	3.3	ug/Kg
BY76292	BA-SMDP	Barium	NY / 375-6.8 Metals / Unrestricted Use Soil	435	1.3	350	350	mg/Kg
BY76292	CR-SM	Chromium	NY / 375-6.8 Metals / Unrestricted Use Soil	346	6.3	30		mg/Kg
BY76292	CU-SM	Copper	NY / 375-6.8 Metals / Unrestricted Use Soil	137	0.63	50	50	mg/kg
BY76292	HG-SM	Mercury	NY / 375-6.8 Metals / Unrestricted Use Soil	0.56	0.04	0.18	0.18	mg/Kg
BY76292	PB-SMDP	Lead	NY / 375-6.8 Metals / Unrestricted Use Soil	291	13	63	63	mg/Kg
BY76292	ZN-SMDP	Zinc	NY / 375-6.8 Metals / Unrestricted Use Soil	574	13	109	109	mg/Kg

Phoenix Laboratories does not assume responsibility for the data contained in this report. It is provided as an additional tool to identify requested criteria exceedences. All efforts are made to ensure the accuracy of the data (obtained from appropriate agencies). A lack of exceedence information does not necessarily suggest conformance to the criteria. It is ultimately the site professional's responsibility to determine appropriate compliance.

Environmental Laboratories, Inc.
587 East Middle Turnpike, P.O.Box 370, Manchester, CT 06045
Tel. (860) 645-1102 Fax (860) 645-0823

NY # 11301

NY Temperature Narration

August 18, 2017

SDG I.D.: GBY76292

The samples in this delivery group were received at 3.1°C.
(Note acceptance criteria is above freezing up to 6°C)

Cooler: Yes [X] No [ ]
Coolant: IPK [X] ICE [ ] No [ ]

PHOENIX
Environmental Laboratories, Inc.

NY/NJ CHAIN OF CUSTODY RECORD

Temp 3.1 °C Pg 1 of 2

587 East Middle Turnpike, P.O. Box 370, Manchester, CT 06040
Email: info@phoenixlabs.com Fax (860) 645-0823
Client Services (860) 645-8726

Contact Options:
[ ] Fax: 518-884-9710
[ ] Phone: 518-884-8545
[■] Email: robnets@nycap.rr.com

Customer: NETC
Address: PO Box 2167
Ballston Spa, NY 12020

Project: 125 Bath Street
Report to: Rob Gray
Invoice to: NETC

Project P.O: 15.0918304

This section MUST be completed with Bottle Quantities.

Sampler's Signature: [signature] Date: 7/31/17

Client Sample - Information - Identification

Matrix Code:
DW=Drinking Water **GW**=Ground Water **SW**=Surface Water **WW**=Waste Water
RW=Raw Water **SE**=Sediment **SL**=Sludge **S**=Soil **SD**=Solid **W**=Wipe
OIL=Oil **B**=Bulk **L**=Liquid

Analysis Request

PHOENIX USE ONLY SAMPLE #	Customer Sample Identification	Sample Matrix	Date Sampled	Time Sampled	EPA 8260	EPA 8270 BNA	PCBs 8082	Pest. 8081	TAL Metals							Soil VOA Vials (X) methanol [X] H2O	GL Soil container (8.0) oz	GL Soil container (4.0) oz	40 ml VOA Vial [ ] As is [X] HCl	GL Amber 1000ml [X] As is [ ] H2SO4	PL As is [ ] 250ml [ ] 500ml [ ] 1000ml	PL H2SO4 [ ] 250ml [ ] 500ml	PL HNO3 250ml	PL NaOH 250ml	Bacteria Bottle	
76292	G. Creek Stg Bld	S	7/31/2017	12:45	X	X	X	X	X								9	3								Run MS & MSD on this sample
76293	BB-2	GW	7/27/2017	12:30	X	X	X	X	X											9	9			3		Run MS & MSD on this sample
* 76294	BB-2 Dup	GW	7/27/2017	12:40	X	X	X	X	X											3	3			1		
76295	MW-6	GW	7/28/2017	9:40	X	X														3	1					
76296	MW-6	GW	7/28/2017	13:30			X	X	X												2			1		
76297	NE-1	GW	7/28/2017	14:00	X	X	X	X	X											3	3			1		
76298	B4-1	GW	7/31/2017	8:45	X	X	X	X	X											3	3			1		
76299	NW-1	GW	7/31/2017	13:20	X	X	X	X	X											3	3			1		
76300	Trip Blank		7/31/2017		X															3						

Relinquished by:	Accepted by:	Date:	Time:
[signature]	[signature]	8/1/17	9:45
GY	[signature]	8-1-17	3:30
GY	[signature]	8-1-17	17:15

Comments, Special Requirements or Regulations:

* Rcvd 3 ambers
1 plastic
3 voas (TF)

Turnaround:
[ ] 1 Day*
[ ] 2 Days*
[ ] 3 Days*
[■] 5 Days
[ ] 10 Days
[ ] Other
* SURCHARGE APPLIES

NJ
[ ] Res. Criteria
[ ] Non-Res. Criteria
[ ] Impact to GW Soil Cleanup Criteria
[ ] GW Criteria

NY
[ ] NY 375 GWP
[■] NY375 Unrestricted Use Soil
[ ] NY375 Residential Soil
[ ] Restricted/Residential
[■] Commercial
[ ] Industrial

Data Format
[ ] Phoenix Std Report
[■] Excel
[■] PDF
[ ] GIS/Key
[ ] EQuIS
[ ] NJ Hazsite EDD
[ ] NY EZ EDD (ASP)
[ ] Other _____

Data Package
[ ] NJ Reduced Deliv. *
[■] NY Enhanced (ASP B) *
[ ] Other

State where samples were collected: NY

PHOENIX
Environmental Laboratories, Inc.

587 East Middle Turnpike, P.O. Box 370, Manchester, CT 06040
Telephone: 860.645.1102 • Fax: 860.645.0823

NY ANALYTICAL SERVICES PROTOCOL
DATA PACKAGE

Client: NETC

125 BATH STREET

Laboratory Project: GBY76292

Semi-Volatiles (Soil)
Ver 1

Organic Data Flags

LOD(MDL): Limit of Detection or Method Detection Limit
The minimum reportable concentration that can be measured with confidence.

PQL(RL): Practical Quantitation Level or Reporting Level
This value is at or above the MDL and is supported by the lowest calibration standard.

· Q Qualifiers:

U - The compound was analyzed for but not detected at or above the MDL. The number immediately preceding the “U” represents the PQL reporting level corrected for percent solids, weight and/or volume calculations, and dilution factors.

J - Indicates an estimated value, may indicate one of the following, depending on the situation:
a) The reported value is estimated and below the MDL
b) Used when estimating a concentration for TIC where a 1:1 response is assumed or when the result indicates the presence of a compound that meets the indentification criteria, but the results is less than the quantitation limit, but greater than zero.
c) QC associated with this analyte is within warning limits.

X - The concentration is not reported. This quantitation file was not evaluated for this compound at this dilution; a volatile purging or related issue may be the cause.

L - Biased Low

N - The concentration is based on the response of the nearest internal. This flag is used on the TIC form for all compounds identified.

S - This compound is a solvent that is used in the laboratory. Laboratory contamination is suspected if concentration is less than five times the reporting level.

B - This compound was also present in the method blank

D - The reported concentration is the result of a diluted analysis.

E - The reported value is estimated because the concentration exceeded the calibration range.

A - Indicates that the tentatively identified compound is a suspected aldol condensation product. Aldol condensation products are produced during the extraction process.

Q - For TICS, this compound was quantitated using a calibration curve. This compound is part of the instrument method, but not part of the client target list.

P- Percent difference is greater than 25% between the two GC columns and the lower result is reported.

Environmental Laboratories, Inc.
587 East Middle Turnpike, P.O.Box 370, Manchester, CT 06040
Tel. (860) 645-1102 Fax (860) 645-0823

NY # 11301

SDG: GBY76292

Semi-Volatile Soil Conformance / Non-Conformance Summary

Project ID / Client ID: 125 BATH STREET, NETC

The samples were analyzed for a semivolatile list of compounds by GC/MS full scan analysis.

Form 1 (Analysis):

No observations noted.

Form 2 (Surrogates):

All surrogates met criteria with the following exceptions: None.

Form 3 (Laboratory Control/Matrix Spike):

Sample: BY76292 LCS
All LCS recoveries met criteria with the following exceptions: Bis(2-chloroethyl)ether 177%, Aniline 26%, Benzoic Acid 8%, Hexachlorocyclopentadiene 29%, Benzidine 20%
All LCSD recoveries met criteria with the following exceptions: Benzoic Acid 0%, 2,4-Dinitrophenol 0%, 4,6-Dinitro-2-methylphenol 8%, Benzidine 15%
All LCS/LCSD RPDs met criteria with the following exceptions: Bis(2-chloroethyl)ether 97.5%, Aniline 79.1%, 3&4-Methylphenol (m&p-cresol) 44.1%, Benzoic Acid 200%, 4-Chloroaniline 33.1%, Hexachlorocyclopentadiene 41.1%, 2,4-Dinitrophenol 200%, 4,6-Dinitro-2-methylphenol 144%, Pentachlorophenol 63.6%

Sample: BY76292 MS
All MS recoveries met criteria with the following exceptions: Benzoic Acid 5%, Hexachlorocyclopentadiene 0%, 2,4-Dinitrophenol 0%, 4,6-Dinitro-2-methylphenol 0%, Phenanthrene 8%, Benzidine 0%, Pyrene 14%, Benz(a)anthracene 8%, Chrysene 0%, 3,3'-dichlorobenzidine 0%, Benzo(b)fluoranthene 18%, Benzo(a)pyrene 11%, Indeno(1,2,3-cd)pyrene 26%
Only an MS is reported with this QC batch.

Form 4 (Method Blank):

File: CHEM25 0801_05.D
All compounds were non-detect with the following exceptions: None.

Form 5 (Tune):

File: CHEM25 0720_01.D
All Tune criteria was met with the following exceptions: None.

File: CHEM25 0801_03.D
All Tune criteria was met with the following exceptions: None.

Form 6 (Initial Calibration):

Calibration: CHEM25 07/20/17 - 07/20/17

The following compounds did not meet % deviation criteria: None.
The following compounds did not meet maximum % deviations: None.
The following compounds did not meet recommended response factors: 2-Nitrophenol 0.045 (0.1) , Hexachlorobenzene 0.072 (0.1)
The following compounds did not meet minimum response factors: None.

Form 7 (Continuing Calibration):

PHOENIX
Environmental Laboratories, Inc.
587 East Middle Turnpike, P.O.Box 370, Manchester, CT 06040
Tel. (860) 645-1102 Fax (860) 645-0823

ACCREDITED IN ACCORDANCE WITH nelac NY # 11301

SDG: GBY76292

Semi-Volatile Soil Conformance / Non-Conformance Summary

Project ID / Client ID: 125 BATH STREET, NETC

The compound Benzidine is analyzed independently as part of the DFTPP file and an RRF is only provided for the opening continuing calibration standard.

File: CHEM25 0801_04.D (Opening)
100% of method compounds met criteria.
Internal standard areas were within 50%-200% of the initial calibration with the following exceptions: None.
The following compounds did not meet % deviation criteria: None.
The following compounds did not meet maximum % deviations: None.
The following compounds did not meet recommended response factors: 2-Nitrophenol 0.046 (0.1) , Hexachlorobenzene 0.075 (0.1)
The following compounds did not meet minimum response factors: None.

File: CHEM25 0801_16.D (Closing)
The following compounds did not meet maximum % deviations: Hexachlorocyclopentadiene 63.6% (50), 2,4-Dinitrophenol 73.1% (50), 4,6-Dinitro-2-methylphenol 65.6% (50)
The following compounds did not meet minimum response factors: None.

Form 8 (Internal Standard and Retention Time):

File: CHEM25 - 0720_02.D
All samples met internal standard area and retention time critieria with the following exceptions: None.

File: CHEM25 - 0801_04.D
All samples met internal standard area and retention time critieria with the following exceptions:
0801_14.D - G CREEK STG BLD MS: 1,4-Dichlorobenzene-d4; Area 223651 (224464 - 929599)

Observations:
The client requested the 8270 compound list for this delivery group.

Lauren Muirhead 08/14/17

Lauren Muirhead
Project Manager

2C
Soil SEMIVOLATILE SURROGATE RECOVERY

Lab Name: Phoenix Environmental Labs Client: NETC

Lab Code: Phoenix Case No.: SDG No.: GBY76292

QC Batch Id: 395950 QC Sample Id: BY76292

	CLIENT ID	LAB ID	S1 2FP #	S2 PHL #	S3 NBZ #	S4 FBP #	S5 TBP #	S6 TPH #	TOT OUT
01	BY76292 BLANK	BY76292 BLANK	52	60	61	69	59	74	0
02	BY76292 LCS	BY76292 LCS	75	83	76	66	80	75	0
03	BY76292 LCSD	BY76292 LCSD	62	71	65	70	72	78	0
04	G CREEK STG BLD MS	BY76292 MS	60	65	60	62	69	63	0
05	G CREEK STG BLD	BY76292	54	66	61	71	79	64	0
06									
07									
08									
09									
10									
11									
12									
13									
14									
15									
16									
17									
18									
19									
20									
21									
22									
23									
24									
25									
26									
27									
28									
29									
30									

	QC LIMITS
S1 (2FP) = % 2-Fluorophenol	30 - 130
S2 (PHL) = % Phenol-d5	30 - 130
S3 (NBZ) = % Nitrobenzene-d5	30 - 130
S4 (FBP) = % 2-Fluorobiphenyl	30 - 130
S5 (TBP) = % 2,4,6-Tribromophenol	30 - 130
S6 (TPH) = % Terphenyl-d14	30 - 130

Column to be used to flag recovery values
* Values outside of contract required QC limits
D Surrogate diluted out

FORM II SV

3D

SOIL SEMIVOLATILE LCS SPIKE / LCS SPIKE DUPLICATE RECOVERY

Lab Name: Phoenix Environmental Labs Client: NETC

Lab Code: Phoenix Case No: SAS No: SDG No GBY76292

LCS Spike - Client Id: BY76292 LCS Level:(low/med)

COMPOUND	SPIKE ADDED (ug/Kg)	SAMPLE CONCENTRATION (ug/Kg)	LCS CONCENTRATION (ug/Kg)	LCS % REC #	QC. LIMITS REC.	
N-Nitrosodimethylamine	3333	0.0	2359	71	30	130
Pyridine	3333	0.0	1360	41	30	130
Phenol	3333	0.0	2674	80	30	130
Bis(2-chloroethyl)ether	3333	0.0	5892	177 *	30	130
Aniline	3333	0.0	854.2	26 *	30	130
2-Chlorophenol	3333	0.0	2636	79	30	130
1,3-Dichlorobenzene	3333	0.0	2136	64	30	130
1,4-Dichlorobenzene	3333	0.0	2146	64	30	130
1,2-Dichlorobenzene	3333	0.0	2260	68	30	130
2-Methylphenol (o-cresol)	3333	0.0	2905	87	30	130
Bis(2-chloroisopropyl)ether	3333	0.0	2124	64	30	130
N-Nitrosodi-n-propylamine	3333	0.0	2640	79	30	130
3&4-Methylphenol (m&p-cresol)	3333	0.0	2755	83	30	130
Acetophenone	3333	0.0	2439	73	30	130
Hexachloroethane	3333	0.0	2124	64	30	130
Nitrobenzene	3333	0.0	2626	79	30	130
Isophorone	3333	0.0	2342	70	30	130
2-Nitrophenol	3333	0.0	2442	73	30	130
2,4-Dimethylphenol	3333	0.0	2701	81	30	130

COMPOUND	SPIKE ADDED (ug/Kg)	LCSD CONCENTRATION (ug/Kg)	LCSD % REC #	% RPD #	QC LIMITS RPD	QC LIMITS REC.	
N-Nitrosodimethylamine	3333	2114	63	11.9	30	30	130
Pyridine	3333	1503	45	9.3	30	30	130
Phenol	3333	2459	74	7.8	30	30	130
Bis(2-chloroethyl)ether	3333	2027	61	97.5 *	30	30	130
Aniline	3333	2001	60	79.1 *	30	30	130
2-Chlorophenol	3333	2268	68	15.0	30	30	130
1,3-Dichlorobenzene	3333	1923	58	9.8	30	30	130
1,4-Dichlorobenzene	3333	1995	60	6.5	30	30	130
1,2-Dichlorobenzene	3333	2026	61	10.9	30	30	130
2-Methylphenol (o-cresol)	3333	2668	80	8.4	30	30	130
Bis(2-chloroisopropyl)ether	3333	1945	58	9.8	30	30	130
N-Nitrosodi-n-propylamine	3333	2302	69	13.5	30	30	130
3&4-Methylphenol (m&p-cresol)	3333	1778	53	44.1 *	30	30	130
Acetophenone	3333	2181	65	11.6	30	30	130
Hexachloroethane	3333	1957	59	8.1	30	30	130
Nitrobenzene	3333	2291	69	13.5	30	30	130
Isophorone	3333	2257	68	2.9	30	30	130
2-Nitrophenol	3333	2108	63	14.7	30	30	130
2,4-Dimethylphenol	3333	2536	76	6.4	30	30	130

FORM III SV

3D

SOIL SEMIVOLATILE LCS SPIKE / LCS SPIKE DUPLICATE RECOVERY

Lab Name: Phoenix Environmental Labs Client: NETC

Lab Code: Phoenix Case No: SAS No: SDG No GBY76292

LCS Spike - Client Id: BY76292 LCS Level:(low/med)

COMPOUND	SPIKE ADDED (ug/Kg)	SAMPLE CONCENTRATION (ug/Kg)	LCS CONCENTRATION (ug/Kg)	LCS % REC #	QC. LIMITS REC.	
Bis(2-chloroethoxy)methane	3333	0.0	2616	78	30	130
Benzoic Acid	3333	0.0	259.9	8 *	30	130
2,4-Dichlorophenol	3333	0.0	2642	79	30	130
1,2,4-Trichlorobenzene	3333	0.0	2311	69	30	130
Naphthalene	3333	0.0	2258	68	30	130
4-Chloroaniline	3333	0.0	1927	58	30	130
Hexachlorobutadiene	3333	0.0	2340	70	30	130
4-Chloro-3-methylphenol	3333	0.0	2819	85	30	130
2-Methylnaphthalene	3333	0.0	2202	66	30	130
Hexachlorocyclopentadiene	3333	0.0	952.6	29 *	30	130
1,2,4,5-Tetrachlorobenzene	3333	0.0	2340	70	30	130
2,4,6-Trichlorophenol	3333	0.0	2573	77	30	130
2,4,5-Trichlorophenol	3333	0.0	2674	80	30	130
2-Chloronaphthalene	3333	0.0	2342	70	30	130
4-Nitroaniline	3333	0.0	2709	81	30	130
Dimethylphthalate	3333	0.0	2625	79	30	130
2,6-Dinitrotoluene	3333	0.0	2401	72	30	130
Acenaphthylene	3333	0.0	2432	73	30	130
3-Nitroaniline	3333	0.0	2553	77	30	130

COMPOUND	SPIKE ADDED (ug/Kg)	LCSD CONCENTRATION (ug/Kg)	LCSD % REC #	% RPD #	QC LIMITS RPD	QC LIMITS REC.	
Bis(2-chloroethoxy)methane	3333	2480	74	5.3	30	30	130
Benzoic Acid	3333	0	0 *	200.0 *	30	30	130
2,4-Dichlorophenol	3333	2455	74	6.5	30	30	130
1,2,4-Trichlorobenzene	3333	2167	65	6.0	30	30	130
Naphthalene	3333	2227	67	1.5	30	30	130
4-Chloroaniline	3333	2693	81	33.1 *	30	30	130
Hexachlorobutadiene	3333	2163	65	7.4	30	30	130
4-Chloro-3-methylphenol	3333	2668	80	6.1	30	30	130
2-Methylnaphthalene	3333	2245	67	1.5	30	30	130
Hexachlorocyclopentadiene	3333	1458	44	41.1 *	30	30	130
1,2,4,5-Tetrachlorobenzene	3333	2283	68	2.9	30	30	130
2,4,6-Trichlorophenol	3333	2326	70	9.5	30	30	130
2,4,5-Trichlorophenol	3333	2429	73	9.2	30	30	130
2-Chloronaphthalene	3333	2431	73	4.2	30	30	130
4-Nitroaniline	3333	2775	83	2.4	30	30	130
Dimethylphthalate	3333	2699	81	2.5	30	30	130
2,6-Dinitrotoluene	3333	2546	76	5.4	30	30	130
Acenaphthylene	3333	2526	76	4.0	30	30	130
3-Nitroaniline	3333	3127	94	19.9	30	30	130

FORM III SV

3D

SOIL SEMIVOLATILE LCS SPIKE / LCS SPIKE DUPLICATE RECOVERY

Lab Name: Phoenix Environmental Labs Client: NETC

Lab Code: Phoenix Case No: SAS No: SDG No GBY76292

LCS Spike - Client Id: BY76292 LCS Level:(low/med)

COMPOUND	SPIKE ADDED (ug/Kg)	SAMPLE CONCENTRATION (ug/Kg)	LCS CONCENTRATION (ug/Kg)	LCS % REC #	QC. LIMITS REC.	
Acenaphthene	3333	0.0	2508	75	30	130
2,4-Dinitrophenol	3333	0.0	1067	32	30	130
Dibenzofuran	3333	0.0	2433	73	30	130
2,4-Dinitrotoluene	3333	0.0	2756	83	30	130
4-Nitrophenol	3333	0.0	2942	88	30	130
Diethyl phthalate	3333	0.0	2629	79	30	130
Fluorene	3333	0.0	2323	70	30	130
4-Chlorophenyl phenyl ether	3333	0.0	2303	69	30	130
2-Nitroaniline	3333	0.0	3735	112	30	130
4,6-Dinitro-2-methylphenol	3333	0.0	1551	47	30	130
N-Nitrosodiphenylamine	3333	0.0	2551	77	30	130
Azobenzene	3333	0.0	2552	77	30	130
4-Bromophenyl phenyl ether	3333	0.0	2682	80	30	130
Hexachlorobenzene	3333	0.0	2624	79	30	130
Pentachlorophenol	3333	0.0	1946	58	30	130
Pentachloronitrobenzene	3333	0.0	2532	76	30	130
Phenanthrene	3333	0.0	2469	74	30	130
Anthracene	3333	0.0	2645	79	30	130
Carbazole	3333	0.0	2657	80	30	130

COMPOUND	SPIKE ADDED (ug/Kg)	LCSD CONCENTRATION (ug/Kg)	LCSD % REC #	% RPD #	QC LIMITS RPD	QC LIMITS REC.	
Acenaphthene	3333	2678	80	6.5	30	30	130
2,4-Dinitrophenol	3333	0	0 *	200.0 *	30	30	130
Dibenzofuran	3333	2624	79	7.9	30	30	130
2,4-Dinitrotoluene	3333	2793	84	1.2	30	30	130
4-Nitrophenol	3333	2201	66	28.6	30	30	130
Diethyl phthalate	3333	2730	82	3.7	30	30	130
Fluorene	3333	2596	78	10.8	30	30	130
4-Chlorophenyl phenyl ether	3333	2481	74	7.0	30	30	130
2-Nitroaniline	3333	3684	111	0.9	30	30	130
4,6-Dinitro-2-methylphenol	3333	253.0	8 *	144.3 *	30	30	130
N-Nitrosodiphenylamine	3333	2784	84	8.7	30	30	130
Azobenzene	3333	2627	79	2.6	30	30	130
4-Bromophenyl phenyl ether	3333	2613	78	2.5	30	30	130
Hexachlorobenzene	3333	2650	80	1.3	30	30	130
Pentachlorophenol	3333	1009	30	63.6 *	30	30	130
Pentachloronitrobenzene	3333	2557	77	1.3	30	30	130
Phenanthrene	3333	2589	78	5.3	30	30	130
Anthracene	3333	2716	81	2.5	30	30	130
Carbazole	3333	2719	82	2.5	30	30	130

FORM III SV

3D

SOIL SEMIVOLATILE LCS SPIKE / LCS SPIKE DUPLICATE RECOVERY

Lab Name: Phoenix Environmental Labs Client: NETC

Lab Code: Phoenix Case No: SAS No: SDG No GBY76292

LCS Spike - Client Id: BY76292 LCS Level:(low/med)

COMPOUND	SPIKE ADDED (ug/Kg)	SAMPLE CONCENTRATION (ug/Kg)	LCS CONCENTRATION (ug/Kg)	LCS % REC #	QC. LIMITS REC.	
Di-n-butylphthalate	3333	0.0	2688	81	30	130
Fluoranthene	3333	0.0	2484	75	30	130
Benzidine	3333	0.0	652.5	20 *	30	130
Pyrene	3333	0.0	2490	75	30	130
Benzyl butyl phthalate	3333	0.0	2811	84	30	130
Bis(2-ethylhexyl)phthalate	3333	0.0	3266	98	30	130
Benz(a)anthracene	3333	0.0	2606	78	30	130
Chrysene	3333	0.0	2706	81	30	130
Di-n-octylphthalate	3333	0.0	3013	90	30	130
3,3'-dichlorobenzidine	3333	0.0	2672	80	30	130
Benzo(b)fluoranthene	3333	0.0	2575	77	30	130
Benzo(k)fluoranthene	3333	0.0	2264	68	30	130
Benzo(a)pyrene	3333	0.0	2409	72	30	130
Indeno(1,2,3-cd)pyrene	3333	0.0	2610	78	30	130
Dibenz(a,h)anthracene	3333	0.0	2593	78	30	130
Benzo(ghi)perylene	3333	0.0	2530	76	30	130

COMPOUND	SPIKE ADDED (ug/Kg)	LCSD CONCENTRATION (ug/Kg)	LCSD % REC #	% RPD #	QC LIMITS RPD	QC LIMITS REC.	
Di-n-butylphthalate	3333	2852	86	6.0	30	30	130
Fluoranthene	3333	2661	80	6.5	30	30	130
Benzidine	3333	493.0	15 *	28.6	30	30	130
Pyrene	3333	2696	81	7.7	30	30	130
Benzyl butyl phthalate	3333	2787	84	0.0	30	30	130
Bis(2-ethylhexyl)phthalate	3333	3123	94	4.2	30	30	130
Benz(a)anthracene	3333	2702	81	3.8	30	30	130
Chrysene	3333	2785	84	3.6	30	30	130
Di-n-octylphthalate	3333	2907	87	3.4	30	30	130
3,3'-dichlorobenzidine	3333	2955	89	10.7	30	30	130
Benzo(b)fluoranthene	3333	2564	77	0.0	30	30	130
Benzo(k)fluoranthene	3333	2589	78	13.7	30	30	130
Benzo(a)pyrene	3333	2554	77	6.7	30	30	130
Indeno(1,2,3-cd)pyrene	3333	2706	81	3.8	30	30	130
Dibenz(a,h)anthracene	3333	2704	81	3.8	30	30	130
Benzo(ghi)perylene	3333	2661	80	5.1	30	30	130

FORM III SV

3D

SOIL SEMIVOLATILE MATRIX SPIKE / MATRIX SPIKE DUPLICATE RECOVERY

Lab Name: Phoenix Environmental Labs Client: NETC

Lab Code: Phoenix Case No: SAS No: SDG No GBY76292

Matrix Spike - Client Id: BY76292 / G CREEK STG BLD MS Level:(low/med)

COMPOUND	SPIKE ADDED (ug/Kg)	SAMPLE CONCENTRATION (ug/Kg)	MS CONCENTRATION (ug/Kg)	MS % REC #	QC. LIMITS REC.	
N-Nitrosodimethylamine	5820	0.0	3263	56	30	130
Pyridine	5820	0.0	2355	40	30	130
Phenol	5820	0.0	4300	74	26	90
Bis(2-chloroethyl)ether	5820	0.0	3366	58	30	130
Aniline	5820	0.0	2703	46	30	130
2-Chlorophenol	5820	0.0	3871	67	25	102
1,3-Dichlorobenzene	5820	0.0	3217	55	30	130
1,4-Dichlorobenzene	5820	0.0	3408	59	30	130
1,2-Dichlorobenzene	5820	0.0	3476	60	30	130
2-Methylphenol (o-cresol)	5820	0.0	4718	81	30	130
Bis(2-chloroisopropyl)ether	5820	0.0	3310	57	30	130
N-Nitrosodi-n-propylamine	5820	0.0	3827	66	30	130
3&4-Methylphenol (m&p-cresol)	5820	0.0	4416	76	30	130
Acetophenone	5820	0.0	3726	64	30	130
Hexachloroethane	5820	0.0	2461	42	30	130
Nitrobenzene	5820	0.0	3861	66	30	130
Isophorone	5820	0.0	3546	61	30	130
2-Nitrophenol	5820	0.0	2073	36	30	130
2,4-Dimethylphenol	5820	0.0	4549	78	30	130

COMPOUND	SPIKE ADDED (ug/Kg)	MSD CONCENTRATION (ug/Kg)	MSD % REC #	% RPD #	QC LIMITS RPD	QC LIMITS REC.	

FORM III SV

3D

SOIL SEMIVOLATILE MATRIX SPIKE / MATRIX SPIKE DUPLICATE RECOVERY

Lab Name: Phoenix Environmental Labs Client: NETC

Lab Code: Phoenix Case No: SAS No: SDG No GBY76292

Matrix Spike - Client Id: BY76292 / G CREEK STG BLD MS Level:(low/med)

COMPOUND	SPIKE ADDED (ug/Kg)	SAMPLE CONCENTRATION (ug/Kg)	MS CONCENTRATION (ug/Kg)	MS % REC #	QC. LIMITS REC.	
Bis(2-chloroethoxy)methane	5820	0.0	3918	67	30	130
Benzoic Acid	5820	0.0	302.0	5 *	30	130
2,4-Dichlorophenol	5820	0.0	4102	70	30	130
1,2,4-Trichlorobenzene	5820	0.0	3608	62	30	130
Naphthalene	5820	280	3761	60	30	130
4-Chloroaniline	5820	0.0	3058	53	30	130
Hexachlorobutadiene	5820	0.0	3604	62	30	130
4-Chloro-3-methylphenol	5820	0.0	4518	78	26	103
2-Methylnaphthalene	5820	260	3683	59	30	130
Hexachlorocyclopentadiene	5820	0.0	0	0 *	30	130
1,2,4,5-Tetrachlorobenzene	5820	0.0	3763	65	30	130
2,4,6-Trichlorophenol	5820	0.0	4120	71	30	130
2,4,5-Trichlorophenol	5820	0.0	4523	78	30	130
2-Chloronaphthalene	5820	0.0	3964	68	30	130
4-Nitroaniline	5820	0.0	4035	69	30	130
Dimethylphthalate	5820	0.0	4149	71	30	130
2,6-Dinitrotoluene	5820	0.0	3300	57	30	130
Acenaphthylene	5820	2800	5207	41	30	130
3-Nitroaniline	5820	0.0	2530	43	30	130

COMPOUND	SPIKE ADDED (ug/Kg)	MSD CONCENTRATION (ug/Kg)	MSD % REC #	% RPD #	QC LIMITS RPD	QC LIMITS REC.	

FORM III SV

3D

SOIL SEMIVOLATILE MATRIX SPIKE / MATRIX SPIKE DUPLICATE RECOVERY

Lab Name: Phoenix Environmental Labs Client: NETC

Lab Code: Phoenix Case No: SAS No: SDG No GBY76292

Matrix Spike - Client Id: BY76292 / G CREEK STG BLD MS Level:(low/med)

COMPOUND	SPIKE ADDED (ug/Kg)	SAMPLE CONCENTRATION (ug/Kg)	MS CONCENTRATION (ug/Kg)	MS % REC	#	QC. LIMITS REC.	
Acenaphthene	5820	0.0	4327	74		31	137
2,4-Dinitrophenol	5820	0.0	0	0	*	30	130
Dibenzofuran	5820	550	4240	63		30	130
2,4-Dinitrotoluene	5820	0.0	3308	57		28	89
4-Nitrophenol	5820	0.0	4514	78		11	114
Diethyl phthalate	5820	0.0	4186	72		30	130
Fluorene	5820	790	4263	60		30	130
4-Chlorophenyl phenyl ether	5820	0.0	3888	67		30	130
2-Nitroaniline	5820	0.0	2229	38		30	130
4,6-Dinitro-2-methylphenol	5820	0.0	0	0	*	30	130
N-Nitrosodiphenylamine	5820	0.0	4370	75		30	130
Azobenzene	5820	0.0	4103	70		30	130
4-Bromophenyl phenyl ether	5820	0.0	3802	65		30	130
Hexachlorobenzene	5820	0.0	3900	67		30	130
Pentachlorophenol	5820	0.0	3385	58		17	109
Pentachloronitrobenzene	5820	0.0	3192	55		30	130
Phenanthrene	5820	6300	5854	8	*	30	130
Anthracene	5820	1900	5007	53		30	130
Carbazole	5820	1300	4573	56		30	130

COMPOUND	SPIKE ADDED (ug/Kg)	MSD CONCENTRATION (ug/Kg)	MSD % REC	#	% RPD	#	QC LIMITS RPD	QC LIMITS REC.	

FORM III SV

3D

SOIL SEMIVOLATILE MATRIX SPIKE / MATRIX SPIKE DUPLICATE RECOVERY

Lab Name: Phoenix Environmental Labs Client: NETC

Lab Code: Phoenix Case No: SAS No: SDG No GBY76292

Matrix Spike - Client Id: BY76292 / G CREEK STG BLD MS Level:(low/med)

COMPOUND	SPIKE ADDED (ug/Kg)	SAMPLE CONCENTRATION (ug/Kg)	MS CONCENTRATION (ug/Kg)	MS % REC #	QC. LIMITS REC.	
Di-n-butylphthalate	5820	0.0	3746	64	30	130
Fluoranthene	5820	8300	6428	32	30	130
Benzidine	5820	0.0	0	0 *	30	130
Pyrene	5820	7800	6967	14 *	35	142
Benzyl butyl phthalate	5820	0.0	3730	64	30	130
Bis(2-ethylhexyl)phthalate	5820	520	5167	80	30	130
Benz(a)anthracene	5820	4900	5375	8 *	30	130
Chrysene	5820	7000	7021	0 *	30	130
Di-n-octylphthalate	5820	0.0	4033	69	30	130
3,3'-dichlorobenzidine	5820	0.0	0	0 *	30	130
Benzo(b)fluoranthene	5820	6400	7425	18 *	30	130
Benzo(k)fluoranthene	5820	3900	5829	33	30	130
Benzo(a)pyrene	5820	5400	6043	11 *	30	130
Indeno(1,2,3-cd)pyrene	5820	4000	5542	26 *	30	130
Dibenz(a,h)anthracene	5820	970	4777	65	30	130
Benzo(ghi)perylene	5820	3300	5018	30	30	130

COMPOUND	SPIKE ADDED (ug/Kg)	MSD CONCENTRATION (ug/Kg)	MSD % REC #	% RPD #	QC LIMITS RPD	QC LIMITS REC.	

FORM III SV

4B

SEMIVOLATILE METHOD BLANK SUMMARY

Client ID: BY76292 BLANK

Lab Name: Phoenix Environmental Labs Client: NETC

Lab Code: Phoenix Case No.: SAS No.: SDG No.: GBY76292

Lab File ID: 0801_05.D Lab Sample ID: BY76292 BLK

Instrument ID: CHEM25 Date Extracted: 08/01/2017

Matrix: (soil/water) Soil Date Analyzed: 08/01/2017

Level: (low/med) Time Analyzed: 19:25

QC Batch Id: 395950

THIS METHOD BLANK APPLIES TO THE FOLLOWING SAMPLES, MS AND MSD:

	CLIENT SAMPLE NO.	LAB SAMPLE ID	LAB FILE ID	DATE ANALYZED
01	BY76292 LCS	BY76292 LCS	CHEM25 - 0801_06.D	08/01/17
02	BY76292 LCSD	BY76292 LCSD	CHEM25 - 0801_07.D	08/01/17
03	G CREEK STG BLD MS	BY76292 MS	CHEM25 - 0801_14.D	08/01/17
04	G CREEK STG BLD	BY76292	CHEM25 - 0801_15.D	08/01/17
05				
06				
07				
08				
09				
10				
11				
12				
13				
14				
15				

COMMENTS:

FORM IV SV

5B

SEMIVOLATILE ORGANIC INSTRUMENT PERFORMANCE CHECK

DECAFLUOROTRIPHENYLPHOSPHINE (DFTPP)

Lab Name: Phoenix Environmental Labs Client: NETC

Lab Code: Phoenix Case No.: _____ SAS No.: _____ SDG No.: GBY76292

Lab File ID: 0720_01.D DFTPP Injection Date: 07/20/17

Instrument ID: CHEM25 DFTPP Injection Time: 07:08

AutoFind: Averaged scan 1109 to 1122; Bkg corrected with scan 1108

m/e	ION ABUNDANCE CRITERIA	% RELATIVE ABUNDANCE	
51	10.0 - 80.0% of mass 442	11.0	
68	Less than 2.0% of mass 69	0.0	(0.0)1
69	Mass 69 relative abundance	14.1	
70	Less than 2.0% of mass 69	0.6	(0.1)1
127	10.0 - 80.0% of mass 442	23.0	
197	Less than 2.0% of mass 198	0.0	
198	Greater than 50.0% of mass 442	60.3	
199	5.0 to 9.0% of mass 198	7.1	
275	10.0 - 60.0% of mass 442	17.8	
365	Greater than 1.0% of mass 198	3.2	
441	Present, but less than mass 442	14.9	
442	Base Peak, 100% relative abundance	100.0	
443	15.0 - 24.0% of mass 442	19.3	

1-Value is % mass 69

THIS CHECK APPLIES TO THE FOLLOWING SAMPLES, MS, MSD, BLANKS, AND STANDARDS:

	CLIENT ID	LAB SAMPLE ID	LAB FILE ID	DATE ANALYZED	TIME ANALYZED	*
01	ICAL 30	30PPM 8270;MIX A	0720_02.D	07/20/17	07:30	
02	ICAL 100	100PPM 8270;MIX A	0720_03.D	07/20/17	07:53	
03	ICAL 70	70PPM 8270;MIX A	0720_04.D	07/20/17	08:15	
04	ICAL 50	50PPM 8270;MIX A	0720_05.D	07/20/17	08:38	
05	ICAL 20	20PPM 8270;MIX A	0720_06.D	07/20/17	09:01	
06	ICAL 10	10PPM 8270;MIX A	0720_07.D	07/20/17	09:23	
07	ICAL 3.5	3.5PPM 8270;MIX A	0720_08.D	07/20/17	09:46	
08	ICAL 1	1.0PPM 8270;MIX A	0720_09.D	07/20/17	10:08	
09	ICAL 30	30PPM BENZIDINE	0720_10.D	07/20/17	10:31	
10	ICAL 100	100PPM BENZIDINE	0720_11.D	07/20/17	10:54	
11	ICAL 70	70PPM BENZIDINE	0720_12.D	07/20/17	11:16	
12	ICAL 50	50PPM BENZIDINE	0720_13.D	07/20/17	11:39	
13	ICAL 20	20PPM BENZIDINE	0720_14.D	07/20/17	12:02	
14	ICAL 10	10PPM BENZIDINE	0720_15.D	07/20/17	12:24	
15	ICAL 3.5	3.5PPM BENZIDINE	0720_16.D	07/20/17	12:47	
16	ICAL 1	1.0PPM BENZIDINE	0720_17.D	07/20/17	13:10	
17						
18						
19						
20						

(*) Outside 12 hr clock

FORM V SV

DFTPP

Data Path : H:\SV2017\CHEM25\07JUL\20\
Data File : 0720_01.D
Acq On : 20 Jul 2017 7:08 am
Operator :
Sample : 50PPM DFTPP;16B
Misc :
ALS Vial : 1 Sample Multiplier: 1

Integration File: rteint.p

Method : H:\SV2017\CHEM25\METHODS\SPLIT_0720.M
Title : Semivolatiles by GC/MS - EPA Method 625/8270
Last Update : Tue Aug 01 12:51:40 2017

AutoFind: Averaged scan 1109 to 1122; Bkg corrected with scan 1108

Target Mass	Rel. to Mass	Lower Limit%	Upper Limit%	Rel. Abn%	Raw Abn	Result Pass/Fail
51	442	10	80	11.0	6570	PASS
68	69	0.00	2	0.0	0	PASS
70	69	0.00	2	0.6	51	PASS
127	442	10	80	23.0	13772	PASS
197	198	0.00	2	0.0	0	PASS
198	442	50	100	60.3	36135	PASS
199	198	5	9	7.1	2552	PASS
275	442	10	60	17.8	10652	PASS
365	198	1	100	3.2	1156	PASS
441	442	0.01	24	14.9	8902	PASS
442	442	50	200	100.0	59881	PASS
443	442	15	24	19.3	11581	PASS

SPLIT_0720.M Wed Aug 02 06:25:39 2017

5B

SEMIVOLATILE ORGANIC INSTRUMENT PERFORMANCE CHECK

DECAFLUOROTRIPHENYLPHOSPHINE (DFTPP)

Lab Name: Phoenix Environmental Labs Client: NETC

Lab Code: Phoenix Case No.: _____ SAS No.: _____ SDG No.: GBY76292

Lab File ID: 0801_03.D DFTPP Injection Date: 08/01/17

Instrument ID: CHEM25 DFTPP Injection Time: 18:41

AutoFind: Averaged scan 1078 to 1090; Bkg corrected with scan 1077

m/e	ION ABUNDANCE CRITERIA	% RELATIVE ABUNDANCE	
51	10.0 - 80.0% of mass 442	11.2	
68	Less than 2.0% of mass 69	0.0	(0.0)1
69	Mass 69 relative abundance	14.5	
70	Less than 2.0% of mass 69	0.6	(0.1)1
127	10.0 - 80.0% of mass 442	22.3	
197	Less than 2.0% of mass 198	0.0	
198	Greater than 50.0% of mass 442	59.1	
199	5.0 to 9.0% of mass 198	6.7	
275	10.0 - 60.0% of mass 442	17.5	
365	Greater than 1.0% of mass 198	3.0	
441	Present, but less than mass 442	14.9	
442	Base Peak, 100% relative abundance	100.0	
443	15.0 - 24.0% of mass 442	19.0	

1-Value is % mass 69

THIS CHECK APPLIES TO THE FOLLOWING SAMPLES, MS, MSD, BLANKS, AND STANDARDS:

	CLIENT ID	LAB SAMPLE ID	LAB FILE ID	DATE ANALYZED	TIME ANALYZED	*
01	CCAL 30	30PPM 8270;MIX A	0801_04.D	08/01/17	19:03	
02	BY76292 BLANK	BY76292 BLANK	0801_05.D	08/01/17	19:25	
03	BY76292 LCS	BY76292 LCS	0801_06.D	08/01/17	19:47	
04	BY76292 LCSD	BY76292 LCSD	0801_07.D	08/01/17	20:09	
05	G CREEK STG BLD M	BY76292 MS	0801_14.D	08/01/17	22:32	
06	G CREEK STG BLD	BY76292	0801_15.D	08/01/17	22:53	
07	CCAL 30	30PPM 8270; MIXA	0801_16.D	08/01/17	23:15	
08						
09						
10						
11						
12						
13						
14						
15						
16						
17						
18						
19						
20						

(*) Outside 12 hr clock

FORM V SV

tuner0801_03.txt
DFTPP

Data Path : C:\SV2017\CHEM25\08AUG\01\
Data File : 0801_03.D
Acq On : 1 Aug 2017 6:41 pm
Operator :
Sample : 50PPM DFTPP;17C
Misc :
ALS Vial : 1 Sample Multiplier: 1

Integration File: rteint.p

Method : H:\SV2017\CHEM25\METHODS\TAIL_DEG7.M
Title : Semivolatiles by GC/MS - EPA Method 625/8270
Last Update : Wed Aug 02 08:16:30 2017

AutoFind: Averaged scan 1078 to 1090; Bkg corrected with scan 1077

Target Mass	Rel. to Mass	Lower Limit%	Upper Limit%	Rel. Abn%	Raw Abn	Result Pass/Fail
51	442	10	80	11.2	7689	PASS
68	69	0.00	2	0.0	0	PASS
70	69	0.00	2	0.6	63	PASS
127	442	10	80	22.3	15307	PASS
197	198	0.00	2	0.0	0	PASS
198	442	50	100	59.1	40560	PASS
199	198	5	9	6.7	2717	PASS
275	442	10	60	17.5	11987	PASS
365	198	1	100	3.0	1204	PASS
441	442	0.01	24	14.9	10228	PASS
442	442	50	200	100.0	68615	PASS
443	442	15	24	19.0	13055	PASS

TAIL_DEG7.M Wed Aug 02 09:18:52 2017

8B
SEMIVOLATILE INTERNAL STANDARD AREA AND RT SUMMARY

Lab Name: Phoenix Environmental Labs Client: NETC

Lab Code: Phoenix Case No.: SAS No.: SDG No.: GBY76292

Lab File ID (Standard): 0720_02.D Date Analyzed: 07/20/17

Instrument ID: CHEM25 Time Analyzed: 07:30

		IS1 (DCB) AREA	#	RT	#	IS2 (NPT) AREA	#	RT	#	IS3 (ANT) AREA	#	RT	#	File ID
	12 HOUR STD	340448		3.80		1286391		4.83		749266		6.36		0720_02.D
	UPPER LIMIT	697918		4.30		2637102		5.33		1535995		6.86		0720_02.D
	LOWER LIMIT	168522		3.30		636764		4.33		370887		5.86		0720_02.D
	CLIENT ID													
01	ICAL 30	340448		3.80		1286391		4.83		749266		6.36		0720_02.D
02	ICAL 100	330549		3.80		1490310		4.84		771787		6.36		0720_03.D
03	ICAL 70	186377		3.80		755406		4.83		393207		6.36		0720_04.D
04	ICAL 50	315730		3.80		1231700		4.83		683129		6.36		0720_05.D
05	ICAL 20	361812		3.80		1269659		4.83		740590		6.36		0720_06.D
06	ICAL 10	356297		3.80		1233071		4.83		733483		6.36		0720_07.D
07	ICAL 3.5	283365		3.80		958368		4.83		540953		6.36		0720_08.D
08	ICAL 1	336194		3.80		1163619		4.83		695688		6.36		0720_09.D
09	ICAL 30	578271		3.80		2010199		4.83		1208015		6.36		0720_10.D
10	ICAL 100	515408		3.80		1771142		4.83		1065208		6.36		0720_11.D
11	ICAL 70	488415		3.80		1672152		4.83		1010837		6.36		0720_12.D
12	ICAL 50	517293		3.80		1792044		4.83		1054520		6.36		0720_13.D
13	ICAL 20	330717		3.80		1230070		4.83		782537		6.36		0720_14.D
14	ICAL 10	525516		3.80		1778920		4.83		1074872		6.36		0720_15.D
15	ICAL 3.5	477395		3.80		1656489		4.83		1003350		6.36		0720_16.D
16	ICAL 1	311239		3.80		1049870		4.83		598832		6.36		0720_17.D
17														
18														
19														
20														
21														
22														

IS1 (DCB) = 1,4-Dichlorobenzene-d4
IS2 (NPT) = 1,4-Naphthalene-d8
IS3 (ANT) = Acenaphthene-d10
IS4 (PHN) = Phenanthrene-d10
IS5 (CRY) = Chrysene-d12
IS6 (PRY) = Perylene-d12

AREA UPPER LIMIT = +100% of internal standard area
AREA LOWER LIMIT = - 50% of internal standard area
RT UPPER LIMIT = +0.50 minutes of internal standard RT
RT LOWER LIMIT = -0.50 minutes of internal standard RT

Column used to flag internal standard area values with an asterisk.
* Values outside of QC limits.

FORM VIII SV

8C
SEMIVOLATILE INTERNAL STANDARD AREA AND RT SUMMARY

Lab Name: Phoenix Environmental Labs Client: NETC

Lab Code: Phoenix Case No.: SAS No.: SDG No.: GBY76292

Lab File ID (Standard): 0720_02.D Date Analyzed: 07/20/17

Instrument ID: CHEM25 Time Analyzed: 07:30

		IS4 (PHN) AREA	#	RT	#	IS5 (CRY) AREA	#	RT	#	IS6 (PRY) AREA	#	RT	#	File ID
	12 HOUR STD	1373936		7.65		1399680		10.70		1523938		14.02		0720_02.D
	UPPER LIMIT	2816569		8.15		2869344		11.20		3124073		14.52		0720_02.D
	LOWER LIMIT	680098		7.15		692842		10.20		754349		13.52		0720_02.D
	CLIENT ID													
01	ICAL 30	1373936		7.65		1399680		10.70		1523938		14.02		0720_02.D
02	ICAL 100	1398541		7.66		1370341		10.71		1613685		14.04		0720_03.D
03	ICAL 70	727626		7.65		794897		10.70		938334		14.02		0720_04.D
04	ICAL 50	1236372		7.65		1293399		10.70		1559135		14.02		0720_05.D
05	ICAL 20	1342765		7.65		1461309		10.69		1691482		14.02		0720_06.D
06	ICAL 10	1355814		7.65		1515821		10.69		1703029		14.02		0720_07.D
07	ICAL 3.5	983856		7.64		1017554		10.68		1056064		14.01		0720_08.D
08	ICAL 1	1258499		7.64		1358968		10.68		1436841		14.01		0720_09.D
09	ICAL 30	2170160		7.65		2318222		10.69		2447833		14.03		0720_10.D
10	ICAL 100	1931337		7.65		2062812		10.69		2208387		14.02		0720_11.D
11	ICAL 70	1832651		7.65		1991495		10.69		2114257		14.02		0720_12.D
12	ICAL 50	1855457		7.65		1948894		10.69		2118011		14.02		0720_13.D
13	ICAL 20	1480068		7.64		1599404		10.68		1671312		14.01		0720_14.D
14	ICAL 10	1923705		7.64		2061394		10.69		2222477		14.02		0720_15.D
15	ICAL 3.5	1799107		7.64		1978707		10.69		2147842		14.02		0720_16.D
16	ICAL 1	1068499		7.64		1100936		10.68		1134369		14.01		0720_17.D
17														
18														
19														
20														
21														
22														

IS1 (DCB) = 1,4-Dichlorobenzene-d4
IS2 (NPT) = 1,4-Naphthalene-d8
IS3 (ANT) = Acenaphthene-d10
IS4 (PHN) = Phenanthrene-d10
IS5 (CRY) = Chrysene-d12
IS6 (PRY) = Perylene-d12

AREA UPPER LIMIT = +100% of internal standard area
AREA LOWER LIMIT = - 50% of internal standard area
RT UPPER LIMIT = +0.50 minutes of internal standard RT
RT LOWER LIMIT = -0.50 minutes of internal standard RT

Column used to flag internal standard area values with an asterisk.
* Values outside of QC limits.

FORM VIII SV

8B
SEMIVOLATILE INTERNAL STANDARD AREA AND RT SUMMARY

Lab Name: Phoenix Environmental Labs Client: NETC

Lab Code: Phoenix Case No.: SAS No.: SDG No.: GBY76292

Lab File ID (Standard): 0801_04.D Date Analyzed: 08/01/17

Instrument ID: CHEM25 Time Analyzed: 19:03

		IS1 (DCB) AREA	#	RT	#	IS2 (NPT) AREA	#	RT	#	IS3 (ANT) AREA	#	RT	#	File ID
	12 HOUR STD	453463		3.18		1669833		4.19		960717		5.70		0801_04.D
	UPPER LIMIT	929599		3.68		3423158		4.69		1969470		6.20		0801_04.D
	LOWER LIMIT	224464		2.68		826567		3.69		475555		5.20		0801_04.D
	CLIENT ID													
01	CCAL 30	453463		3.18		1669833		4.19		960717		5.70		0801_04.D
02	BY76292 BLANK	324320		3.18		1164581		4.19		670462		5.69		0801_05.D
03	BY76292 LCS	484498		3.18		1994420		4.19		1163256		5.70		0801_06.D
04	BY76292 LCSD	264534		3.18		1001326		4.19		554597		5.70		0801_07.D
05	G CREEK STG BLD MS	223651	*	3.18		900948		4.19		519127		5.70		0801_14.D
06	G CREEK STG BLD	301462		3.18		1153749		4.19		678975		5.70		0801_15.D
07	CCAL 30	461876		3.18		1816909		4.19		1032077		5.70		0801_16.D
08														
09														
10														
11														
12														
13														
14														
15														
16														
17														
18														
19														
20														
21														
22														

IS1 (DCB) = 1,4-Dichlorobenzene-d4
IS2 (NPT) = 1,4-Naphthalene-d8
IS3 (ANT) = Acenaphthene-d10
IS4 (PHN) = Phenanthrene-d10
IS5 (CRY) = Chrysene-d12
IS6 (PRY) = Perylene-d12

AREA UPPER LIMIT = +100% of internal standard area
AREA LOWER LIMIT = - 50% of internal standard area
RT UPPER LIMIT = +0.50 minutes of internal standard RT
RT LOWER LIMIT = -0.50 minutes of internal standard RT

Column used to flag internal standard area values with an asterisk.
* Values outside of QC limits.

FORM VIII SV

8C
SEMIVOLATILE INTERNAL STANDARD AREA AND RT SUMMARY

Lab Name: Phoenix Environmental Labs Client: NETC

Lab Code: Phoenix Case No.: SAS No.: SDG No.: GBY76292

Lab File ID (Standard): 0801_04.D Date Analyzed: 08/01/17

Instrument ID: CHEM25 Time Analyzed: 19:03

		IS4 (PHN) AREA	#	RT	#	IS5 (CRY) AREA	#	RT	#	IS6 (PRY) AREA	#	RT	#	File ID
	12 HOUR STD	1756909		6.98		1853470		9.60		2249562		12.26		0801_04.D
	UPPER LIMIT	3601663		7.48		3799614		10.10		4611602		12.76		0801_04.D
	LOWER LIMIT	869670		6.48		917468		9.10		1113533		11.76		0801_04.D
	CLIENT ID													
01	CCAL 30	1756909		6.98		1853470		9.60		2249562		12.26		0801_04.D
02	BY76292 BLANK	1212715		6.97		1305490		9.59		1403257		12.24		0801_05.D
03	BY76292 LCS	2064594		6.98		2143507		9.60		2660382		12.26		0801_06.D
04	BY76292 LCSD	1036253		6.98		1099290		9.60		1295821		12.25		0801_07.D
05	G CREEK STG BLD MS	973324		6.98		1122430		9.62		1341841		12.30		0801_14.D
06	G CREEK STG BLD	1229546		6.98		1315621		9.62		1490124		12.31		0801_15.D
07	CCAL 30	1861802		6.98		1878459		9.63		2240727		12.30		0801_16.D
08														
09														
10														
11														
12														
13														
14														
15														
16														
17														
18														
19														
20														
21														
22														

IS1 (DCB) = 1,4-Dichlorobenzene-d4
IS2 (NPT) = 1,4-Naphthalene-d8
IS3 (ANT) = Acenaphthene-d10
IS4 (PHN) = Phenanthrene-d10
IS5 (CRY) = Chrysene-d12
IS6 (PRY) = Perylene-d12

AREA UPPER LIMIT = +100% of internal standard area
AREA LOWER LIMIT = - 50% of internal standard area
RT UPPER LIMIT = +0.50 minutes of internal standard RT
RT LOWER LIMIT = -0.50 minutes of internal standard RT

Column used to flag internal standard area values with an asterisk.
* Values outside of QC limits.

FORM VIII SV

CLIENT ID

SEMIVOLATILE ORGANICS ANALYSIS DATA SHEET

G CREEK STG BLD

Client: NETC Lab: Phoenix Env. Labs

SDG No.: GBY76292 Lab Sample ID: BY76292

Sample wt/vol: 15.43 (g/mL) g Lab File ID: 0801_15.D

Concentrated Extract Volume: 1000 (uL) Date Received: 08/01/17

% Moisture: 44 Date Extracted: 08/01/17

Instrument: CHEM25 Inj. Vol. 1.0 (uL) Date Analyzed: 08/01/17

GPC Cleanup:(Y/N) N pH: Dilution Factor: 1

Matrix: (soil/water) Soil CONCENTRATION UNITS:(ug/L or ug/Kg) ug/Kg

CAS NO.	COMPOUND	CONC.	Q	MDL	PQL	R
62-75-9	N-Nitrosodimethylamine	410	U	160	410	r
110-86-1	Pyridine	410	U	140	410	r
108-95-2	Phenol	330	U	190	330	r
111-44-4	Bis(2-chloroethyl)ether	290	U	160	290	r
62-53-3	Aniline	460	U	460	460	r
95-57-8	2-Chlorophenol	410	U	160	410	r
541-73-1	1,3-Dichlorobenzene	410	U	170	410	r
106-46-7	1,4-Dichlorobenzene	410	U	170	410	r
95-50-1	1,2-Dichlorobenzene	410	U	160	410	r
95-48-7	2-Methylphenol (o-cresol)	330	U	270	330	r
39638-32-9	Bis(2-chloroisopropyl)ether	410	U	160	410	r
621-64-7	N-Nitrosodi-n-propylamine	290	U	190	290	r
HNX - M&P CRESOI	3&4-Methylphenol (m&p-cresol)	410	U	230	410	r
98-86-2	Acetophenone	410	U	180	410	r
67-72-1	Hexachloroethane	290	U	170	290	r
98-95-3	Nitrobenzene	290	U	200	290	r
78-59-1	Isophorone	290	U	160	290	r
88-75-5	2-Nitrophenol	410	U	370	410	r
105-67-9	2,4-Dimethylphenol	410	U	140	410	r
111-91-1	Bis(2-chloroethoxy)methane	410	U	160	410	r
65-85-0	Benzoic Acid	2900	U	1200	2900	r
120-83-2	2,4-Dichlorophenol	290	U	200	290	r
120-82-1	1,2,4-Trichlorobenzene	410	U	170	410	r
91-20-3	Naphthalene	280	J	170	410	r
106-47-8	4-Chloroaniline	460	U	270	460	r
87-68-3	Hexachlorobutadiene	410	U	210	410	r
59-50-7	4-Chloro-3-methylphenol	410	U	200	410	r
91-57-6	2-Methylnaphthalene	260	J	170	410	r
77-47-4	Hexachlorocyclopentadiene	410	U	180	410	r
95-94-3	1,2,4,5-Tetrachlorobenzene	410	U	200	410	r
88-06-2	2,4,6-Trichlorophenol	290	U	190	290	r
95-95-4	2,4,5-Trichlorophenol	410	U	320	410	r
91-58-7	2-Chloronaphthalene	410	U	160	410	r
100-01-6	4-Nitroaniline	580	U	190	580	r
131-11-3	Dimethylphthalate	410	U	180	410	r
606-20-2	2,6-Dinitrotoluene	290	U	180	290	r

FORM I SV

r=Result Reported U=Not Detected D=Reported Dilution E/J=Estimated Value X=Not Used S=Lab Solvent

CLIENT ID

SEMIVOLATILE ORGANICS ANALYSIS DATA SHEET

G CREEK STG BLD

Client: NETC Lab: Phoenix Env. Labs

SDG No.: GBY76292 Lab Sample ID: BY76292

Sample wt/vol: 15.43 (g/mL) g Lab File ID: 0801_15.D

Concentrated Extract Volume: 1000 (uL) Date Received: 08/01/17

% Moisture: 44 Date Extracted: 08/01/17

Instrument: CHEM25 Inj. Vol. 1.0 (uL) Date Analyzed: 08/01/17

GPC Cleanup:(Y/N) N pH: Dilution Factor: 1

Matrix: (soil/water) Soil CONCENTRATION UNITS:(ug/L or ug/Kg) ug/Kg

CAS NO.	COMPOUND	CONC.	Q	MDL	PQL	R
208-96-8	Acenaphthylene	2800		160	410	r
99-09-2	3-Nitroaniline	580	U	1200	580	r
83-32-9	Acenaphthene	410	U	180	410	r
51-28-5	2,4-Dinitrophenol	410	U	410	410	r
132-64-9	Dibenzofuran	550		170	410	r
121-14-2	2,4-Dinitrotoluene	290	U	230	290	r
100-02-7	4-Nitrophenol	580	U	260	580	r
84-66-2	Diethyl phthalate	410	U	180	410	r
86-73-7	Fluorene	790		190	410	r
7005-72-3	4-Chlorophenyl phenyl ether	410	U	190	410	r
88-74-4	2-Nitroaniline	410	U	410	410	r
534-52-1	4,6-Dinitro-2-methylphenol	350	U	120	350	r
86-30-6	N-Nitrosodiphenylamine	410	U	220	410	r
122-66-7	Azobenzene	410	U	190	410	r
101-55-3	4-Bromophenyl phenyl ether	410	U	170	410	r
118-74-1	Hexachlorobenzene	290	U	170	290	r
87-86-5	Pentachlorophenol	350	U	220	350	r
82-68-8	Pentachloronitrobenzene	410	U	220	410	r
85-01-8	Phenanthrene	6300		170	410	r
120-12-7	Anthracene	1900		190	410	r
86-74-8	Carbazole	1300		230	290	r
84-74-2	Di-n-butylphthalate	410	U	150	410	r
206-44-0	Fluoranthene	8300		190	410	r
92-87-5	Benzidine	580	U	340	580	r
129-00-0	Pyrene	7800		200	410	r
85-68-7	Benzyl butyl phthalate	410	U	150	410	r
117-81-7	Bis(2-ethylhexyl)phthalate	520		170	410	r
56-55-3	Benz(a)anthracene	4900		190	410	r
218-01-9	Chrysene	7000		190	410	r
117-84-0	Di-n-octylphthalate	410	U	150	410	r
91-94-1	3,3'-dichlorobenzidine	290	U	270	290	r
205-99-2	Benzo(b)fluoranthene	6400		200	410	r
207-08-9	Benzo(k)fluoranthene	3900		190	410	r
50-32-8	Benzo(a)pyrene	5400		190	290	r
193-39-5	Indeno(1,2,3-cd)pyrene	4000		190	410	r
53-70-3	Dibenz(a,h)anthracene	970		190	290	r

FORM I SV

r=Result Reported U=Not Detected D=Reported Dilution E/J=Estimated Value X=Not Used S=Lab Solvent

CLIENT ID

SEMIVOLATILE ORGANICS ANALYSIS DATA SHEET

G CREEK STG BLD

Client: NETC Lab: Phoenix Env. Labs

SDG No.: GBY76292 Lab Sample ID: BY76292

Sample wt/vol: 15.43 (g/mL) g Lab File ID: 0801_15.D

Concentrated Extract Volume: 1000 (uL) Date Received: 08/01/17

% Moisture: 44 Date Extracted: 08/01/17

Instrument: CHEM25 Inj. Vol. 1.0 (uL) Date Analyzed: 08/01/17

GPC Cleanup:(Y/N) N pH: Dilution Factor: 1

Matrix: (soil/water) Soil CONCENTRATION UNITS:(ug/L or ug/Kg) ug/Kg

CAS NO.	COMPOUND	CONC.	Q	MDL	PQL	R
191-24-2	Benzo(ghi)perylene	3300		190	410	r

FORM I SV

r=Result Reported U=Not Detected D=Reported Dilution E/J=Estimated Value X=Not Used S=Lab Solvent

Quantitation Report (QT Reviewed)

Data Path : H:\SV2017\CHEM25\08AUG\01\
Data File : 0801_15.D
Acq On : 1 Aug 2017 10:53 pm
Operator :
Client ID : G CREEK STG BLD
Lab ID : BY76292
ALS Vial : 13 Sample Multiplier: 1

Quant Time: Aug 06 09:13:13 2017
Quant Method : H:\SV2017\CHEM25\METHODS\SPLIT_0720.M
Quant Title : Semivolatiles by GC/MS - EPA Method 625/8270
QLast Update : Wed Aug 02 09:19:27 2017
Response via : Initial Calibration

Compound	R.T.	QIon	Response	Conc	Units	Dev(Min)
Internal Standards						
1) 1,4-Dichlorobenzene-d4	3.183	152	301462	40.000	ng	0.00
23) Naphthalene-d8	4.192	136	1153749	40.000	ng	0.00
41) Acenaphthene-d10	5.699	164	678975	40.000	ng	0.00
65) Phenanthrene-d10	6.976	188	1229546	40.000	ng	0.00
81) Chrysene-d12	9.620	240	1315621	40.000	ng	0.02
88) Perylene-d12	12.312	264	1490124	40.000	ng	0.05
System Monitoring Compounds						
5) % 2-Fluorophenol	2.344	112	408488	40.224	ng	0.01
Spiked Amount 75.000	Range 30 - 130		Recovery =	53.63%		
6) % Phenol-d5	2.947	99	573243	49.599	ng	0.00
Spiked Amount 75.000	Range 30 - 130		Recovery =	66.13%		
21) % Nitrobenzene-d5	3.626	82	242226	30.377	ng	0.00
Spiked Amount 50.000	Range 30 - 130		Recovery =	60.76%		
44) % 2-Fluorobiphenyl	5.116	172	872727	35.494	ng	0.00
Spiked Amount 50.000	Range 30 - 130		Recovery =	70.98%		
66) % 2,4,6-Tribromophenol	6.393	62	60348	58.936	ng	0.00
Spiked Amount 75.000	Range 30 - 130		Recovery =	78.59%		
80) % Terphenyl-d14	8.407	244	974007	31.862	ng	0.00
Spiked Amount 50.000			Recovery =	63.72%		
Target Compounds						Qvalue
33) Naphthalene	4.208	128	64834	2.452	ng	82
38) 2-Methylnaphthalene	4.785	142	49084	2.250	ng	96
50) Acenaphthylene	5.565	152	755139	23.906	ng	100
54) Dibenzofuran	5.859	168	138344	4.778	ng	96
59) Fluorene	6.158	166	155271	6.807	ng	91
72) Phenanthrene	6.997	178	1735069	54.541	ng	99
73) Anthracene	7.034	178	509472	16.107	ng	92
74) Carbazole	7.189	167	350306	11.167	ng	98
77) Fluoranthene	8.065	202	3017894	71.809	ng	100
79) Pyrene	8.263	202	2769493	67.326	ng	99
83) Bis(2-ethylhexyl)phtha...	9.721	149	82021	4.515	ng	98
84) Benz(a)anthracene	9.593	228	1782260	42.234	ng	83
85) Chrysene	9.657	228	2068228	60.128	ng	95
89) Benzo(b)fluoranthene	11.490	252	2544054	55.589	ng	99
90) Benzo(k)fluoranthene	11.532	252	1407262	33.968	ng	54
91) Benzo(a)pyrene	12.179	252	2026863	46.388	ng	97
92) Indeno(1,2,3-cd)pyrene	15.074	276	1424403	34.140	ng	97
93) Dibenz(a,h)anthracene	15.133	278	342056	8.370	ng	83
94) Benzo(ghi)perylene	15.646	276	1216245	28.605	ng	100

(#)out of range (m)manual integration reviewed by analyst (+)signals summed

Quantitation Report (QT Reviewed)

Data Path : H:\SV2017\CHEM25\08AUG\01\
Data File : 0801_15.D
Acq On : 1 Aug 2017 10:53 pm
Operator :
Client ID : G CREEK STG BLD
Lab ID : BY76292
ALS Vial : 13 Sample Multiplier: 1

Quant Time: Aug 06 09:13:13 2017
Quant Method : H:\SV2017\CHEM25\METHODS\SPLIT_0720.M
Quant Title : Semivolatiles by GC/MS - EPA Method 625/8270
QLast Update : Wed Aug 02 09:19:27 2017
Response via : Initial Calibration

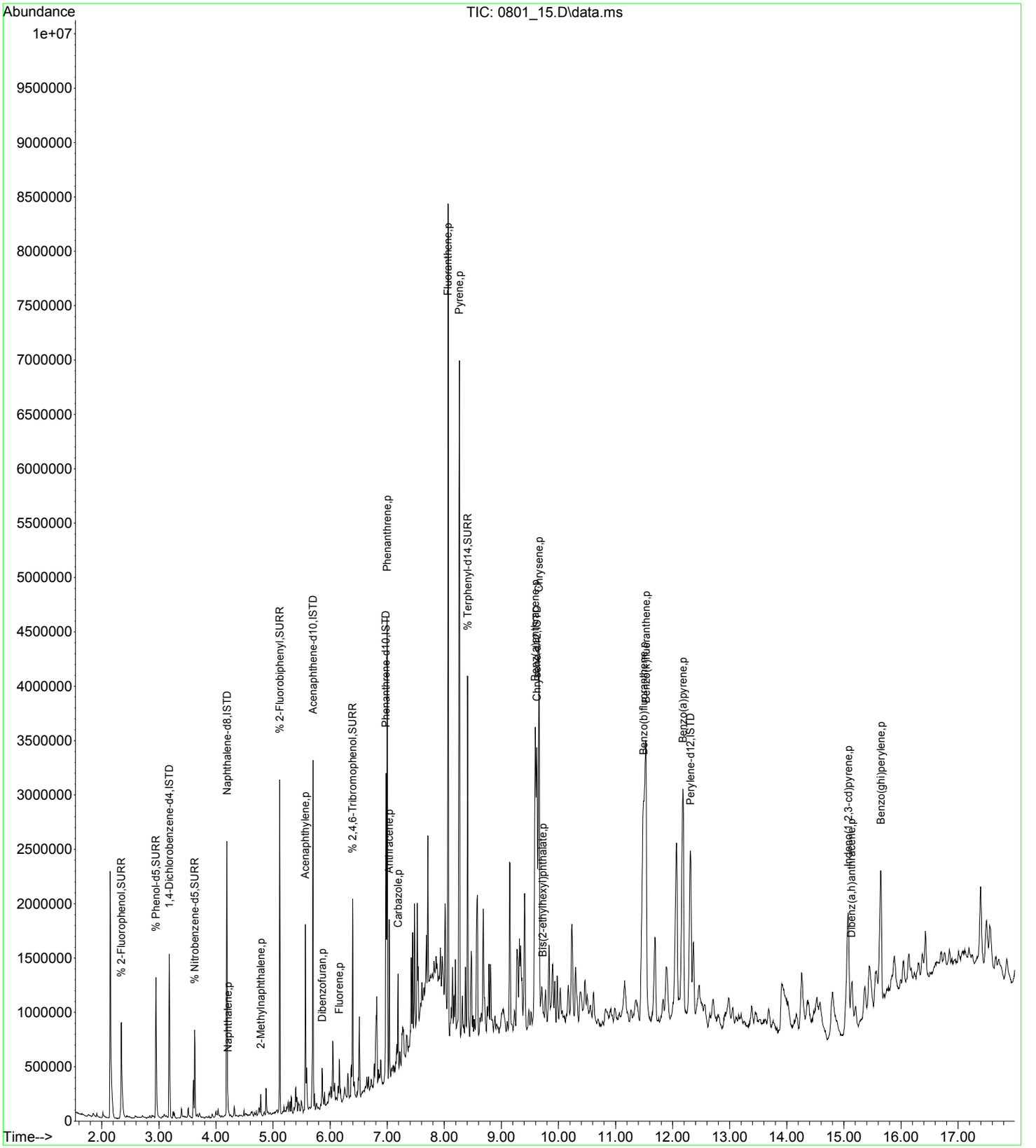

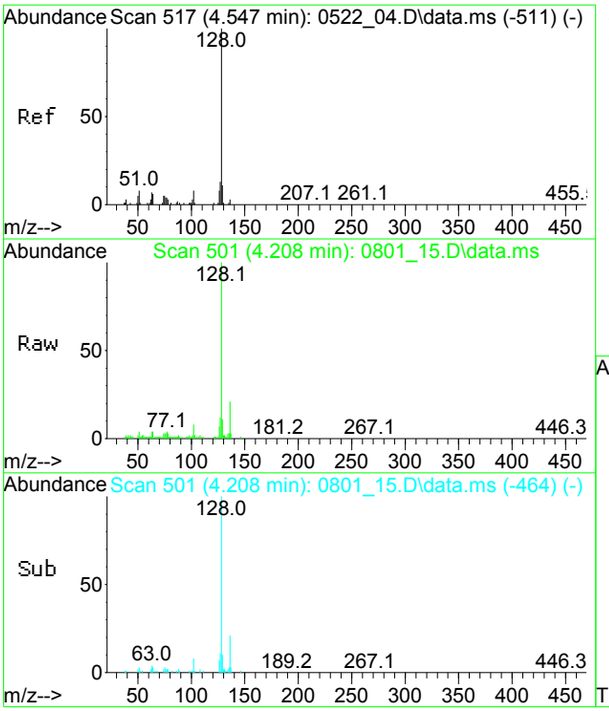

#33
Naphthalene
Concen: 2.45 ng
RT: 4.208 min Scan# 501
Delta R.T. -0.000 min
Lab File: 0801_15.D
Acq: 1 Aug 2017 10:53 pm

Tgt Ion:128 Resp: 64834

Ion	Ratio	Lower	Upper
128	100		
102	20.5	0.0	37.4
129	13.2	0.0	41.1

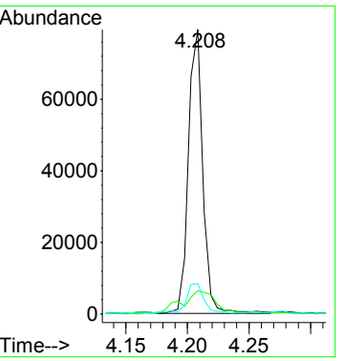

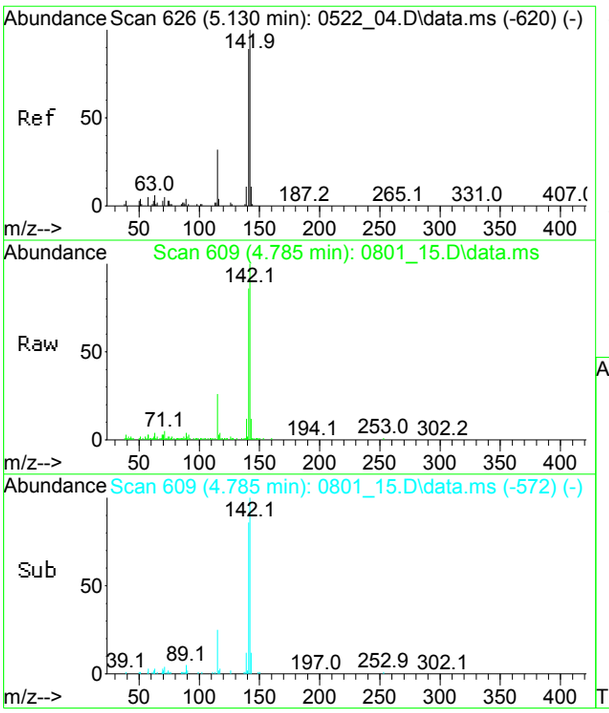

#38
2-Methylnaphthalene
Concen: 2.25 ng
RT: 4.785 min Scan# 609
Delta R.T. -0.000 min
Lab File: 0801_15.D
Acq: 1 Aug 2017 10:53 pm

Tgt Ion:142 Resp: 49084

Ion	Ratio	Lower	Upper
142	100		
141	87.2	53.8	113.8
115	27.0	0.0	55.2

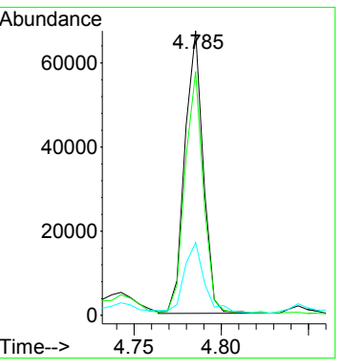

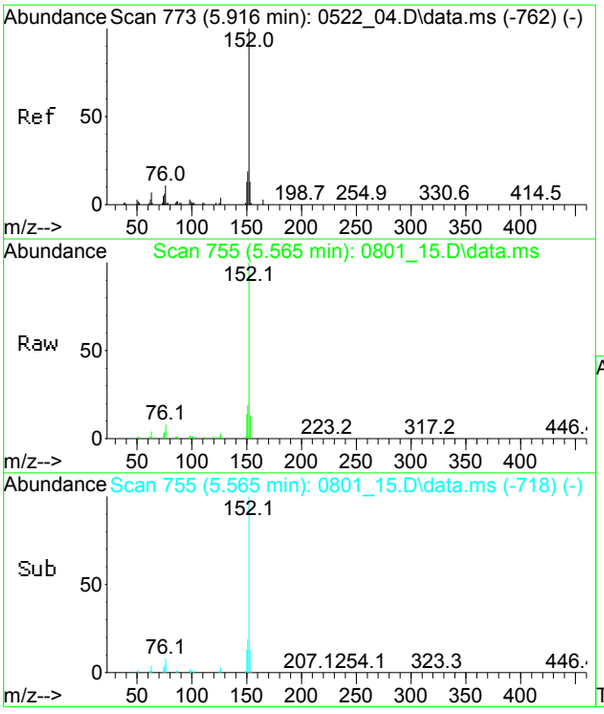

#50
Acenaphthylene
Concen: 23.91 ng
RT: 5.565 min Scan# 755
Delta R.T. -0.000 min
Lab File: 0801_15.D
Acq: 1 Aug 2017 10:53 pm

Tgt Ion:152 Resp: 755139

Ion	Ratio	Lower	Upper
152	100		
151	19.2	0.0	49.6
150	13.7	0.0	43.7

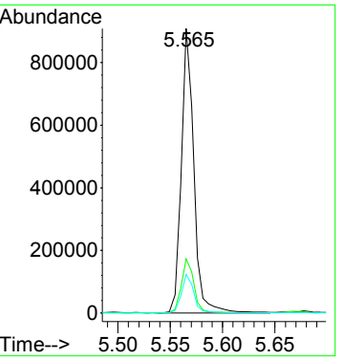

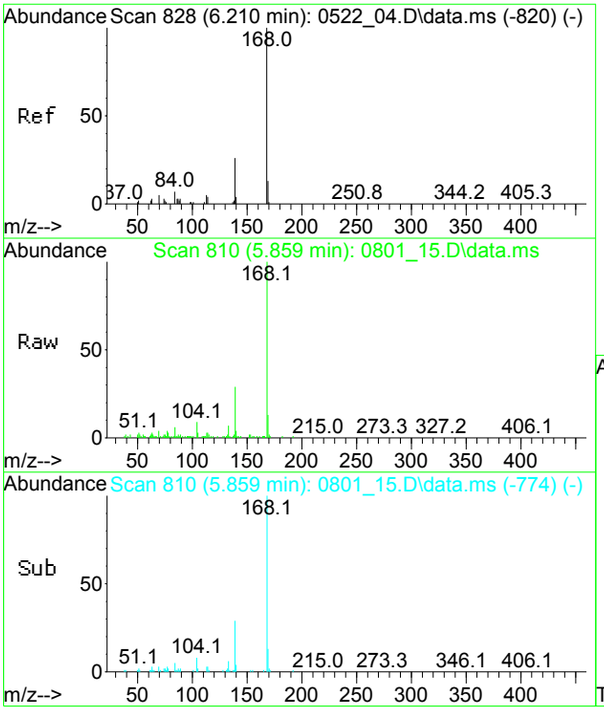

#54
Dibenzofuran
Concen: 4.78 ng
RT: 5.859 min Scan# 810
Delta R.T. -0.005 min
Lab File: 0801_15.D
Acq: 1 Aug 2017 10:53 pm

Tgt Ion:168 Resp: 138344

Ion	Ratio	Lower	Upper
168	100		
139	27.7	0.1	60.1
169	14.6	0.0	43.7

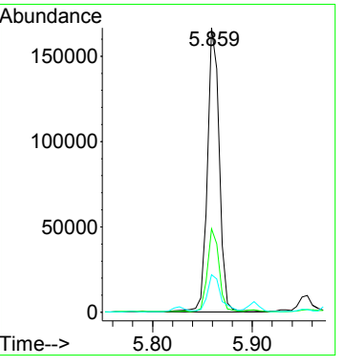

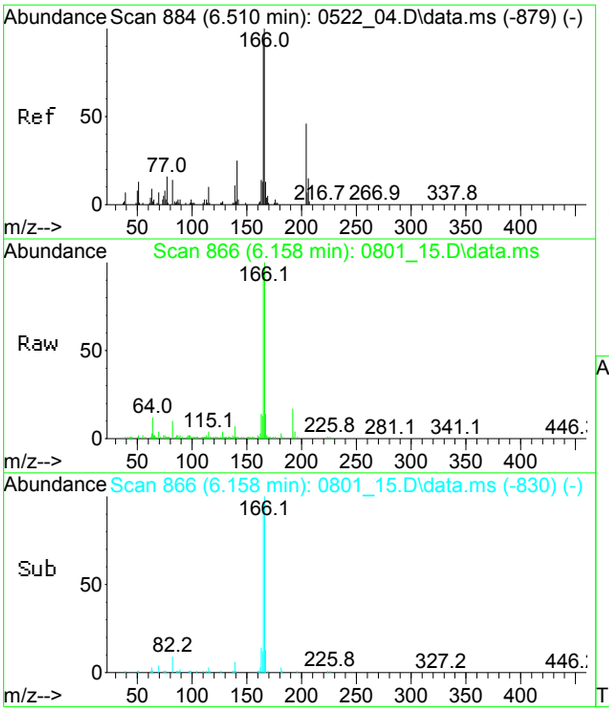

#59
Fluorene
Concen: 6.81 ng
RT: 6.158 min Scan# 866
Delta R.T. -0.005 min
Lab File: 0801_15.D
Acq: 1 Aug 2017 10:53 pm

Tgt Ion:166 Resp: 155271

Ion	Ratio	Lower	Upper
166	100		
165	100.3	61.1	121.1
163	15.8	0.0	44.7

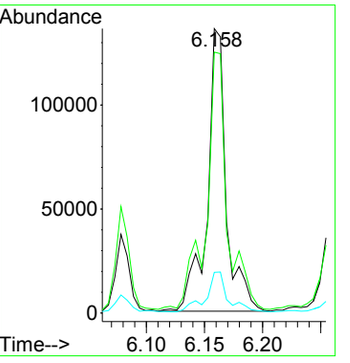

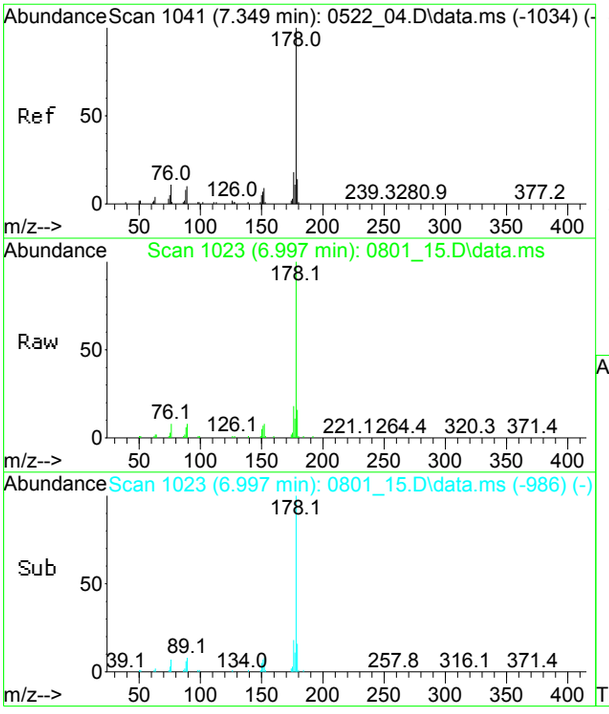

#72
Phenanthrene
Concen: 54.54 ng
RT: 6.997 min Scan# 1023
Delta R.T. -0.000 min
Lab File: 0801_15.D
Acq: 1 Aug 2017 10:53 pm

Tgt Ion:178 Resp: 1735069

Ion	Ratio	Lower	Upper
178	100		
176	18.3	0.0	48.4
179	16.1	0.0	45.7

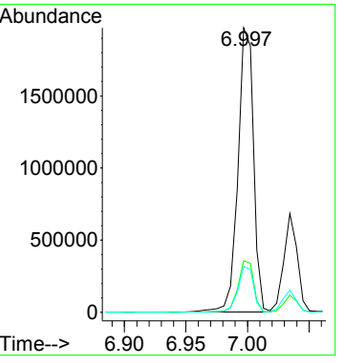

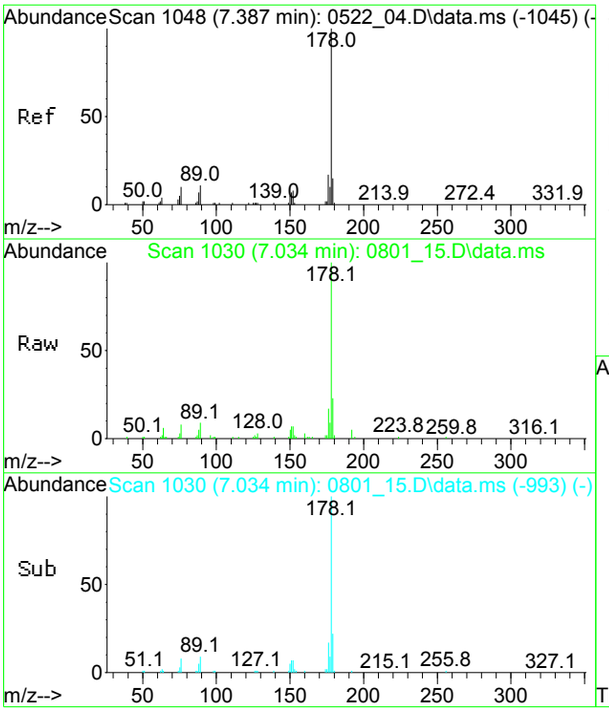

#73
Anthracene
Concen: 16.11 ng
RT: 7.034 min Scan# 1030
Delta R.T. -0.000 min
Lab File: 0801_15.D
Acq: 1 Aug 2017 10:53 pm

Tgt Ion:178 Resp: 509472

Ion	Ratio	Lower	Upper
178	100		
176	17.4	0.0	47.5
179	22.5	0.0	45.6

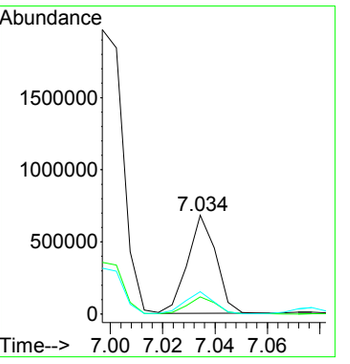

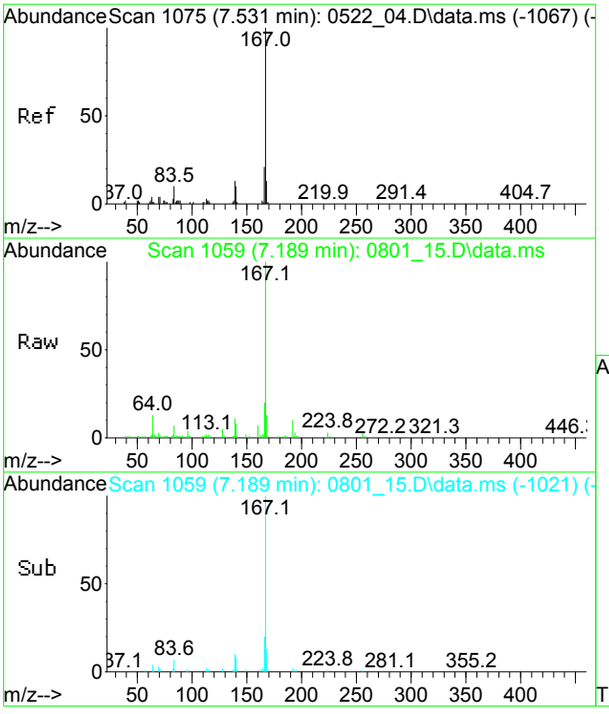

#74
Carbazole
Concen: 11.17 ng
RT: 7.189 min Scan# 1059
Delta R.T. 0.005 min
Lab File: 0801_15.D
Acq: 1 Aug 2017 10:53 pm

Tgt Ion:167 Resp: 350306

Ion	Ratio	Lower	Upper
167	100		
166	19.7	0.0	50.5
168	13.3	0.0	43.9

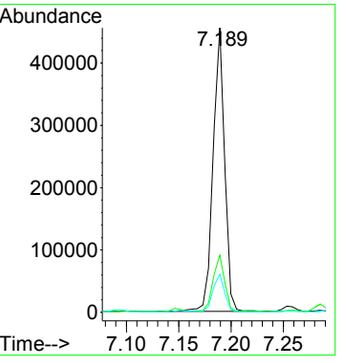

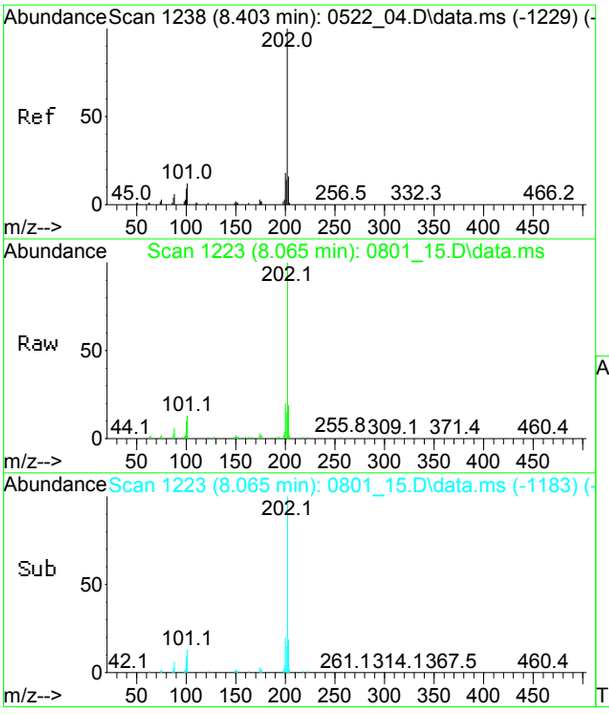

#77
Fluoranthene
Concen: 71.81 ng
RT: 8.065 min Scan# 1223
Delta R.T. 0.016 min
Lab File: 0801_15.D
Acq: 1 Aug 2017 10:53 pm

Tgt Ion:202 Resp: 3017894

Ion	Ratio	Lower	Upper
202	100		
200	19.6	0.0	49.4
203	18.3	0.0	48.1

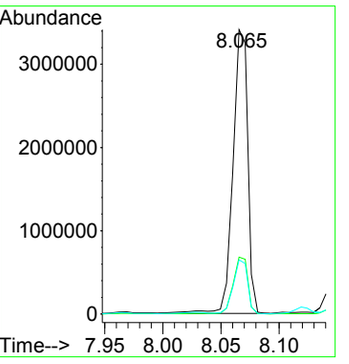

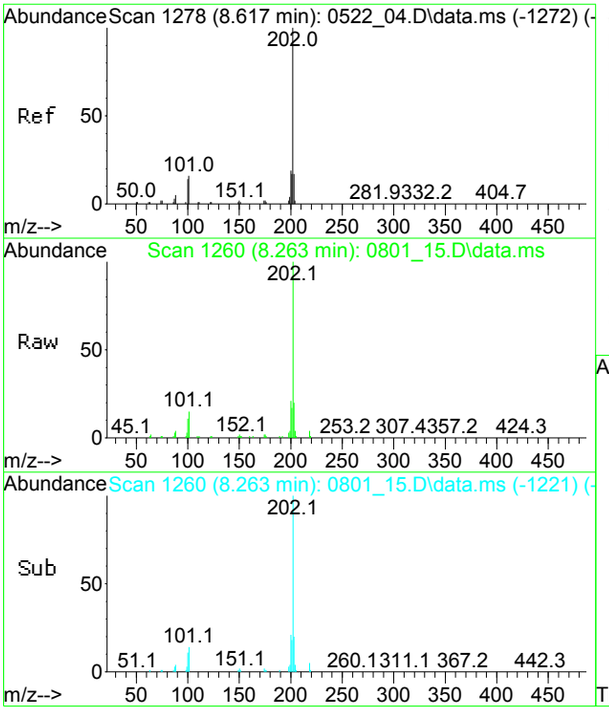

#79
Pyrene
Concen: 67.33 ng
RT: 8.263 min Scan# 1260
Delta R.T. 0.011 min
Lab File: 0801_15.D
Acq: 1 Aug 2017 10:53 pm

Tgt Ion:202 Resp: 2769493

Ion	Ratio	Lower	Upper
202	100		
200	20.3	0.0	49.8
203	18.0	0.0	48.4

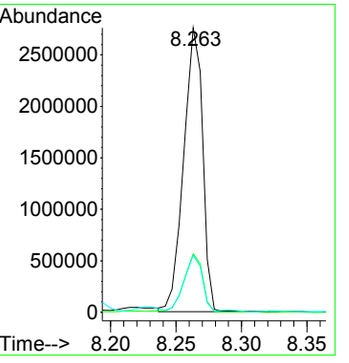

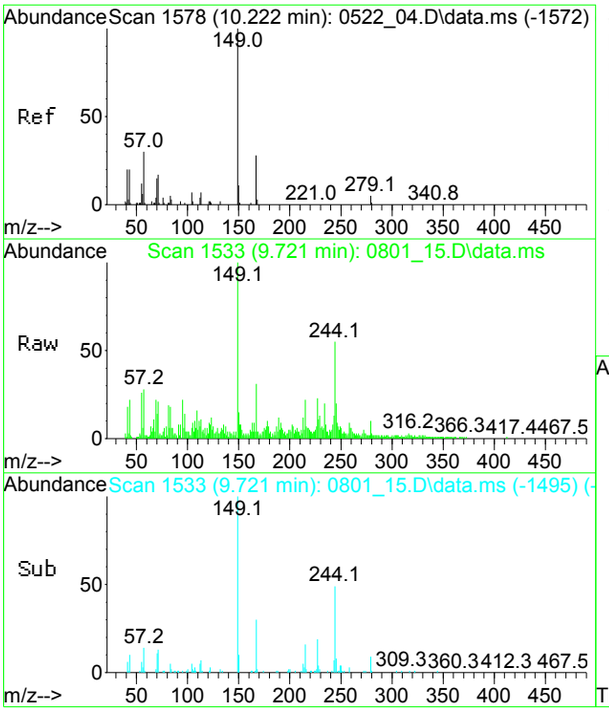

#83
Bis(2-ethylhexyl)phthalate
Concen: 4.52 ng
RT: 9.721 min Scan# 1533
Delta R.T. 0.005 min
Lab File: 0801_15.D
Acq: 1 Aug 2017 10:53 pm

Tgt Ion:149 Resp: 82021

Ion	Ratio	Lower	Upper
149	100		
167	33.9	3.2	63.2
150	14.8	0.0	42.8

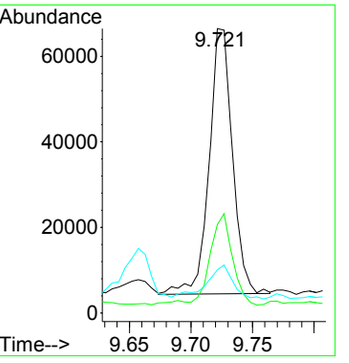

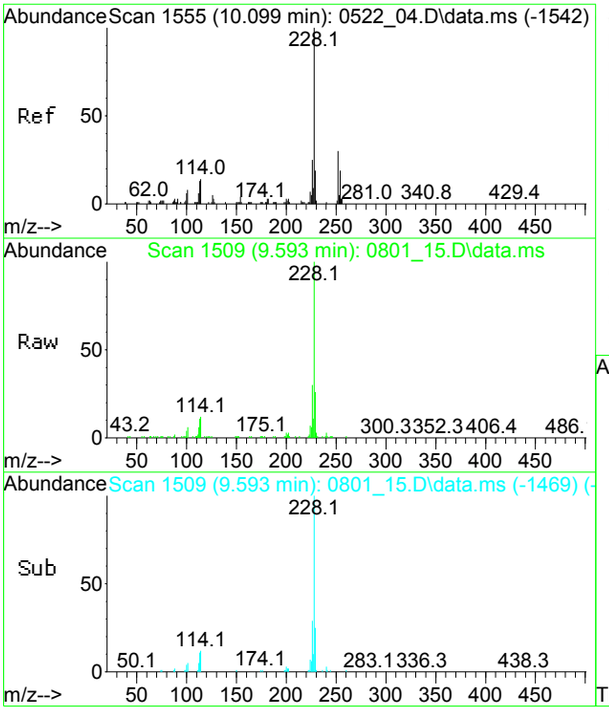

#84
Benz(a)anthracene
Concen: 42.23 ng
RT: 9.593 min Scan# 1509
Delta R.T. 0.016 min
Lab File: 0801_15.D
Acq: 1 Aug 2017 10:53 pm

Tgt Ion:228 Resp: 1782260

Ion	Ratio	Lower	Upper
228	100		
226	30.9	0.0	56.1
229	32.6	0.0	49.8

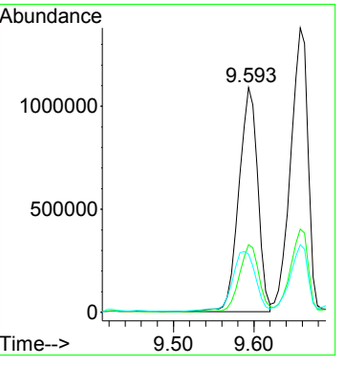



#85
Chrysene
Concen: 60.13 ng
RT: 9.657 min Scan# 1521
Delta R.T. 0.016 min
Lab File: 0801_15.D
Acq: 1 Aug 2017 10:53 pm

Tgt Ion:228 Resp: 2068228

Ion	Ratio	Lower	Upper
228	100		
226	29.6	0.0	58.2
229	23.7	0.0	49.6

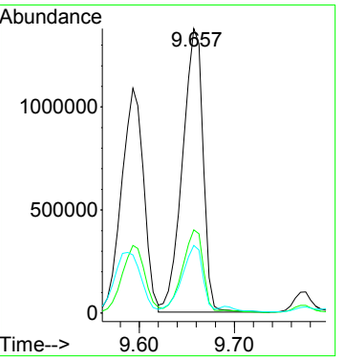



#89
Benzo(b)fluoranthene
Concen: 55.59 ng
RT: 11.490 min Scan# 1864
Delta R.T. 0.059 min
Lab File: 0801_15.D
Acq: 1 Aug 2017 10:53 pm

Tgt Ion:252 Resp: 2544054

Ion	Ratio	Lower	Upper
252	100		
250	23.0	0.0	52.2
253	21.8	0.0	52.2

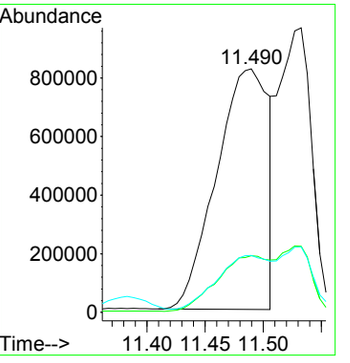

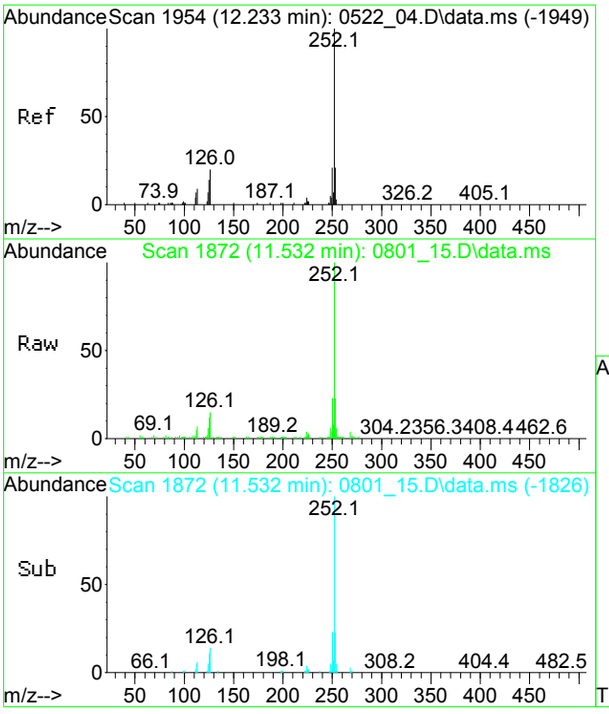

#90
Benzo(k)fluoranthene
Concen: 33.97 ng
RT: 11.532 min Scan# 1872
Delta R.T. 0.048 min
Lab File: 0801_15.D
Acq: 1 Aug 2017 10:53 pm

Tgt Ion:252 Resp: 1407262

Ion	Ratio	Lower	Upper
252	100		
250	0.0	0.0	51.7
253	0.0	0.0	51.8

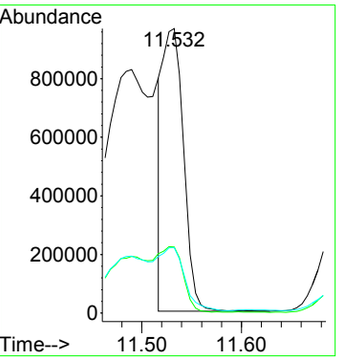

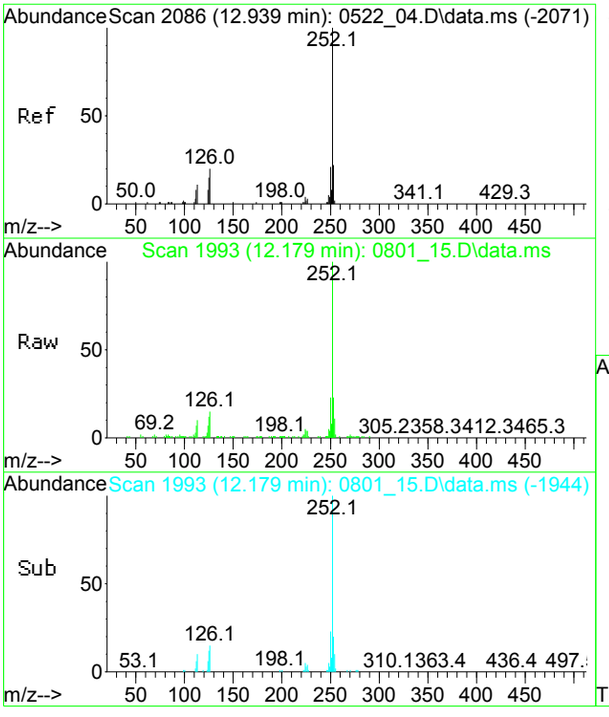

#91
Benzo(a)pyrene
Concen: 46.39 ng
RT: 12.179 min Scan# 1993
Delta R.T. 0.064 min
Lab File: 0801_15.D
Acq: 1 Aug 2017 10:53 pm

Tgt Ion:252 Resp: 2026863

Ion	Ratio	Lower	Upper
252	100		
250	22.8	0.0	52.7
253	24.1	0.0	51.7

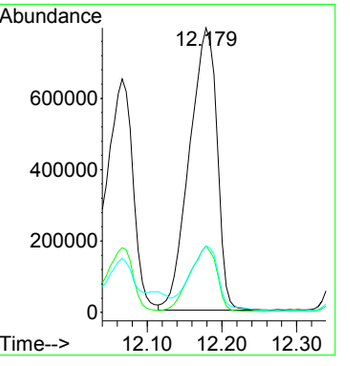



#92
Indeno(1,2,3-cd)pyrene
Concen: 34.14 ng
RT: 15.074 min Scan# 2535
Delta R.T. 0.091 min
Lab File: 0801_15.D
Acq: 1 Aug 2017 10:53 pm

Tgt Ion:276 Resp: 1424403

Ion	Ratio	Lower	Upper
276	100		
277	25.0	0.0	53.4
274	20.5	0.0	49.7

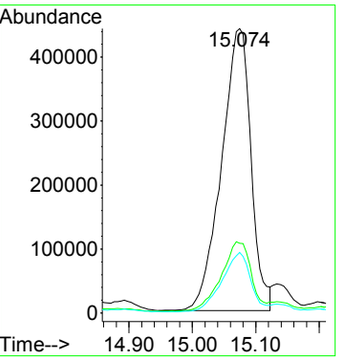

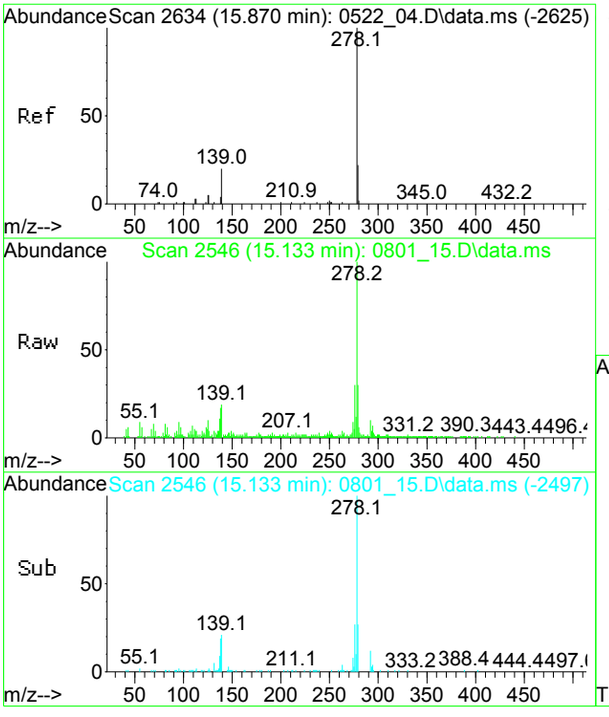

#93
Dibenz(a,h)anthracene
Concen: 8.37 ng
RT: 15.133 min Scan# 2546
Delta R.T. 0.064 min
Lab File: 0801_15.D
Acq: 1 Aug 2017 10:53 pm

Tgt Ion:278 Resp: 342056

Ion	Ratio	Lower	Upper
278	100		
279	30.9	0.0	53.8
139	24.0	0.0	45.3

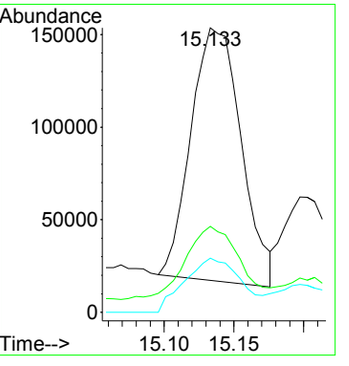



#94
Benzo(ghi)perylene
Concen: 28.61 ng
RT: 15.646 min Scan# 2642
Delta R.T. 0.075 min
Lab File: 0801_15.D
Acq: 1 Aug 2017 10:53 pm

Tgt Ion:276 Resp: 1216245

Ion	Ratio	Lower	Upper
276	100		
277	24.2	0.0	54.0
274	21.0	0.0	50.9

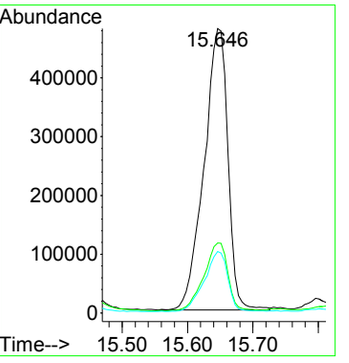

SEMIVOLATILE ORGANICS INITIAL CALIBRATION DATA

Lab Name: Phoenix Environmental Labs Client: NETC

Lab Code: Phoenix Case No.: SAS No.: SDG No.: GBY76292

Instrument ID: CHEM25 Calibration Date(s): 07/20/17 07/20/17

Heated Purge (Y/N): Y Calibration Time(s): 07:30 13:10

GC Column: v factor 4 Method File: SPLIT_0720.M

LAB FILE ID:

RRF 1 0720_09.D RRF 3.5 0720_08.D RRF 10 0720_07.D RRF 20 0720_06.D RRF 30 0720_02.D

RRF 50 0720_05.D RRF 70 0720_04.D RRF 100 0720_03.D

COMPOUND		RRF 1	RRF 3.5	RRF 10	RRF 20	RRF 30	RRF 50	RRF 70	RRF 100			$\overline{RRF}$	% RSD
N-Nitrosodimethylamine		0.717	0.796	0.781	0.855	0.878	0.902	0.867	0.894			0.836	7.8
Pyridine		1.326	1.445	1.382	1.490	1.528	1.544	1.563	1.487			1.471	5.6
Phenol		1.511	1.624	1.551	1.580	1.620	1.542	1.522	1.444			1.549	3.9
Bis(2-chloroethyl)ether		1.087	1.167	1.184	1.167	1.133	1.106	1.090	1.065			1.125	3.9
Aniline		1.335	1.613	1.929	1.925	2.031	1.903	1.886	1.771			1.799	12.5
2-Chlorophenol		1.377	1.449	1.392	1.381	1.419	1.345	1.339	1.307			1.376	3.3
1,3-Dichlorobenzene		1.583	1.721	1.644	1.653	1.687	1.610	1.614	1.529			1.630	3.7
1,4-Dichlorobenzene		1.469	1.568	1.475	1.484	1.527	1.457	1.501	1.378			1.482	3.7
1,2-Dichlorobenzene		1.509	1.550	1.494	1.498	1.530	1.469	1.465	1.401			1.489	3.1
2-Methylphenol (o-cresol)		0.915	0.986	0.938	0.930	0.965	0.915	0.899	0.904			0.932	3.3
Bis(2-chloroisopropyl)ether		0.900	0.867	0.905	0.888	0.907	0.872	0.868	0.857			0.883	2.2
N-Nitrosodi-n-propylamine		0.625	0.663	0.672	0.656	0.667	0.640	0.625	0.663			0.651	2.9
3&4-Methylphenol (m&p-cresol)		1.335	1.418	1.367	1.384	1.436	1.380	1.342	1.377			1.380	2.5
Acetophenone		1.610	1.714	1.649	1.610	1.657	1.589	1.558	1.561			1.619	3.3
Hexachloroethane		0.446	0.481	0.470	0.474	0.486	0.469	0.472	0.456			0.469	2.7
Nitrobenzene		0.989	1.062	1.003	0.980	0.997	0.962	0.940	0.969			0.988	3.7
Isophorone		0.546	0.564	0.581	0.576	0.564	0.523	0.488	0.469			0.539	7.8
2-Nitrophenol	*	0.047	0.048	0.046	0.048	0.046	0.044	0.041	0.038			0.045	8.0
2,4-Dimethylphenol		0.305	0.309	0.297	0.291	0.281	0.252	0.240	0.206			0.273	13.4
Bis(2-chloroethoxy)methane		0.350	0.351	0.360	0.346	0.342	0.317	0.296	0.282			0.330	8.7
Benzoic Acid		0.210	0.242	0.268	0.277	0.275	0.259	0.238	0.248			0.252	8.9
2,4-Dichlorophenol		0.326	0.347	0.338	0.335	0.338	0.305	0.285	0.260			0.317	9.6

* The minimum RRF was not met for this compound. (#) The maximum %RSD was not met for this compound

6C
SEMIVOLATILE ORGANICS INITIAL CALIBRATION DATA

Lab Name: Phoenix Environmental Labs Client: NETC

Lab Code: Phoenix Case No.: SAS No.: SDG No.: GBY76292

Instrument ID: CHEM25 Calibration Date(s): 07/20/17 07/20/17

Heated Purge (Y/N): Y Calibration Time(s): 07:30 13:10

GC Column: v factor 4 Method File: SPLIT_0720.M

LAB FILE ID:

RRF 1 0720_09.D RRF 3.5 0720_08.D RRF 10 0720_07.D RRF 20 0720_06.D RRF 30 0720_02.D
RRF 50 0720_05.D RRF 70 0720_04.D RRF 100 0720_03.D

COMPOUND		RRF 1	RRF 3.5	RRF 10	RRF 20	RRF 30	RRF 50	RRF 70	RRF 100			$\overline{RRF}$	% RSD
1,2,4-Trichlorobenzene		0.395	0.398	0.386	0.380	0.375	0.341	0.320	0.286			0.360	11.2
Naphthalene		0.985	1.065	0.984	0.958	0.948	0.861	0.821	0.711			0.917	12.3
4-Chloroaniline			0.070	0.080	0.082	0.078	0.074	0.068	0.060			0.073	10.5
Hexachlorobutadiene		0.216	0.202	0.210	0.212	0.213	0.195	0.183	0.165			0.200	9.0
4-Chloro-3-methylphenol		0.249	0.274	0.283	0.289	0.285	0.261	0.241	0.230			0.264	8.4
2-Methylnaphthalene		0.802	0.814	0.831	0.803	0.810	0.719	0.678	0.594			0.756	11.2
Hexachlorocyclopentadiene		0.234	0.246	0.269	0.279	0.273	0.256	0.243	0.204			0.250	9.8
1,2,4,5-Tetrachlorobenzene		0.443	0.450	0.451	0.450	0.442	0.400	0.375	0.333			0.418	10.6
2,4,6-Trichlorophenol		0.406	0.453	0.439	0.430	0.439	0.415	0.416	0.399			0.425	4.4
2,4,5-Trichlorophenol		0.415	0.450	0.451	0.442	0.449	0.418	0.411	0.402			0.430	4.7
2-Chloronaphthalene		1.230	1.288	1.179	1.142	1.126	1.060	1.053	0.966			1.131	9.2
4-Nitroaniline			0.239	0.222	0.229	0.229	0.226	0.224	0.219			0.227	2.9
Dimethylphthalate		1.373	1.436	1.429	1.429	1.447	1.374	1.376	1.298			1.395	3.6
2,6-Dinitrotoluene			0.289	0.324	0.336	0.341	0.329	0.329	0.317			0.323	5.3
Acenaphthylene		1.941	2.099	1.962	1.926	1.890	1.759	1.781	1.531			1.861	9.2
3-Nitroaniline			0.321	0.269	0.280	0.285	0.289	0.285	0.314			0.292	6.5
Acenaphthene		1.021	1.156	1.090	1.071	1.076	1.012	1.047	0.914			1.048	6.7
2,4-Dinitrophenol			0.136	0.174	0.206	0.209	0.218	0.208	0.227			0.197	15.9
Dibenzofuran		1.710	1.843	1.760	1.762	1.747	1.651	1.658	1.514			1.706	5.8
2,4-Dinitrotoluene			0.384	0.411	0.417	0.417	0.407	0.402	0.403			0.406	2.8
4-Nitrophenol		0.124	0.146	0.151	0.156	0.152	0.151	0.149	0.151			0.148	6.8
Diethyl phthalate		1.227	1.197	1.245	1.250	1.255	1.191	1.198	1.118			1.210	3.7

* The minimum RRF was not met for this compound. (#) The maximum %RSD was not met for this compound

6C
SEMIVOLATILE ORGANICS INITIAL CALIBRATION DATA

Lab Name: Phoenix Environmental Labs Client: NETC

Lab Code: Phoenix Case No.: SAS No.: SDG No.: GBY76292

Instrument ID: CHEM25 Calibration Date(s): 07/20/17 07/20/17

Heated Purge (Y/N): Y Calibration Time(s): 07:30 13:10

GC Column: v factor 4 Method File: SPLIT_0720.M

LAB FILE ID:

RRF 1 0720_09.D RRF 3.5 0720_08.D RRF 10 0720_07.D RRF 20 0720_06.D RRF 30 0720_02.D
RRF 50 0720_05.D RRF 70 0720_04.D RRF 100 0720_03.D

COMPOUND		RRF 1	RRF 3.5	RRF 10	RRF 20	RRF 30	RRF 50	RRF 70	RRF 100			$\overline{RRF}$	% RSD
Fluorene		1.438	1.517	1.431	1.382	1.359	1.254	1.284	1.085			1.344	10.0
4-Chlorophenyl phenyl ether		0.757	0.738	0.761	0.753	0.755	0.701	0.715	0.652			0.729	5.2
2-Nitroaniline			0.150	0.086	0.094	0.093	0.098	0.099	0.112			0.105	20.7
4,6-Dinitro-2-methylphenol				0.263	0.290	0.298	0.296	0.292	0.288			0.288	4.5
N-Nitrosodiphenylamine		1.020	1.083	1.041	1.006	1.015	0.927	0.938	0.836			0.983	8.0
Azobenzene		0.916	0.939	0.930	0.893	0.893	0.936	0.855	0.862			0.903	3.6
4-Bromophenyl phenyl ether		0.266	0.285	0.284	0.296	0.290	0.282	0.276	0.262			0.280	4.2
Hexachlorobenzene	*	0.074	0.077	0.075	0.075	0.074	0.071	0.070	0.065			0.072	5.1
Pentachlorophenol				0.203	0.206	0.212	0.204	0.198	0.198			0.204	2.6
Pentachloronitrobenzene			0.061	0.062	0.065	0.065	0.062	0.063	0.058			0.062	3.7
Phenanthrene		1.110	1.109	1.052	1.051	1.055	0.997	1.018	0.889			1.035	6.8
Anthracene		1.051	1.112	1.065	1.077	1.061	0.994	0.999	0.874			1.029	7.2
Carbazole		1.037	1.096	1.057	1.062	1.041	0.996	0.993	0.883			1.021	6.4
Di-n-butylphthalate		1.051	1.042	1.184	1.235	1.219	1.164	1.183	1.054			1.141	7.0
Fluoranthene		1.388	1.428	1.447	1.434	1.413	1.327	1.355	1.145			1.367	7.2
Benzidine		0.631	0.898	0.893	0.928	0.938	0.879	0.876	0.819			0.858	11.5
Pyrene		1.406	1.451	1.436	1.379	1.359	1.274	1.301	1.100			1.338	8.5
Benzyl butyl phthalate			0.429	0.480	0.504	0.538	0.520	0.517	0.514			0.500	7.2
Bis(2-ethylhexyl)phthalate		0.468	0.483	0.553	0.581	0.601	0.579	0.596	0.558			0.552	9.1
Benz(a)anthracene		1.349	1.337	1.318	1.327	1.328	1.242	1.237	1.127			1.283	5.9
Chrysene		1.066	1.090	1.048	1.063	1.079	1.029	1.036	0.956			1.046	4.0
Di-n-octylphthalate			0.819	1.091	1.211	1.222	1.274	1.273	1.218			1.158	13.9

* The minimum RRF was not met for this compound. (#) The maximum %RSD was not met for this compound

6C
SEMIVOLATILE ORGANICS INITIAL CALIBRATION DATA

Lab Name: Phoenix Environmental Labs Client: NETC

Lab Code: Phoenix Case No.: SAS No.: SDG No.: GBY76292

Instrument ID: CHEM25 Calibration Date(s): 07/20/17 07/20/17

Heated Purge (Y/N): Y Calibration Time(s): 07:30 13:10

GC Column: v factor 4 Method File: SPLIT_0720.M

LAB FILE ID:

RRF 1 0720_09.D RRF 3.5 0720_08.D RRF 10 0720_07.D RRF 20 0720_06.D RRF 30 0720_02.D
RRF 50 0720_05.D RRF 70 0720_04.D RRF 100 0720_03.D

COMPOUND		RRF 1	RRF 3.5	RRF 10	RRF 20	RRF 30	RRF 50	RRF 70	RRF 100			$\overline{RRF}$	% RSD
3,3'-dichlorobenzidine		0.303	0.368	0.325	0.325	0.316	0.355	0.363	0.305			0.333	7.8
Benzo(b)fluoranthene		1.219	1.240	1.238	1.288	1.275	1.190	1.204	1.174			1.228	3.2
Benzo(k)fluoranthene		1.212	1.242	1.203	1.129	1.155	1.014	1.037	0.905			1.112	10.5
Benzo(a)pyrene			1.173	1.205	1.227	1.227	1.155	1.151	1.074			1.173	4.6
Indeno(1,2,3-cd)pyrene			1.013	1.097	1.185	1.171	1.123	1.161	1.089			1.120	5.3
Dibenz(a,h)anthracene			1.118	1.164	1.168	1.126	1.052	1.077	0.974			1.097	6.3
Benzo(ghi)perylene		1.123	1.213	1.181	1.195	1.183	1.073	1.133	1.030			1.141	5.6
% 2-Fluorophenol		1.182	1.304	1.269	1.370	1.444	1.397	1.426	1.388			1.347	6.6
% Phenol-d5		1.297	1.528	1.541	1.587	1.676	1.594	1.551	1.493			1.534	7.2
% Nitrobenzene-d5		1.015	1.076	1.057	1.071	1.072	1.065	1.034	1.074			1.058	2.1
% 2-Fluorobiphenyl		1.577	1.650	1.530	1.481	1.438	1.349	1.376	1.188			1.449	10.0
% 2,4,6-Tribromophenol		0.031	0.030	0.034	0.035	0.035	0.034	0.033	0.033			0.033	5.2
% Terphenyl-d14		1.049	1.028	1.076	1.031	0.996	0.954	0.986	0.836			0.995	7.5

* The minimum RRF was not met for this compound. (#) The maximum %RSD was not met for this compound

Response Factor Report Chem25

Method Path : H:\SV2017\CHEM25\Methods\
Method File : SPLIT_0720.M
Title : Semivolatiles by GC/MS - EPA Method 625/8270
Last Update : Mon Aug 14 10:43:54 2017
Response Via : Initial Calibration

Calibration Files (Note: Curves (l,lf,q,qf) display calculated conc and corr. coefficient.)
3.5 =0720_08.D 10 =0720_07.D 20 =0720_06.D 30 =0720_02.D 100 =0720_03.D 50 =0720_05.D 70 =0720_04.D 1 =0720_09.D 1B =0720_17.D
3.5B=0720_16.D 10B =0720_15.D 20B =0720_14.D 50B =0720_13.D 70B =0720_12.D 100B=0720_11.D 30B =0720_10.D

	Compound	3.5	10	20	30	100	50	70	1	1B	3.5B	10B	20B	50B	70B	100B	30B	Avg	%RSD
1)	ISTD1,4-Dichlorobenzen...	----------							ISTD										
2)	T N-Nitrosodimet...	0.796	0.781	0.855	0.878	0.894	0.902	0.867	0.717									0.836	7.77
3)	T Pyridine	1.445	1.382	1.490	1.528	1.487	1.544	1.563	1.326									1.471	5.60
5)	SURR% 2-Fluorophenol	1.304	1.269	1.370	1.444	1.388	1.397	1.426	1.182									1.347	6.60
6)	SURR% Phenol-d5	1.528	1.541	1.587	1.676	1.493	1.594	1.551	1.297									1.534	7.18
7)	p Phenol	1.624	1.551	1.580	1.620	1.444	1.542	1.522	1.511									1.549	3.86
8)	p Bis(2-chloroet...	1.167	1.184	1.167	1.133	1.065	1.106	1.090	1.087									1.125	3.93
9)	T Aniline	1.613	1.929	1.925	2.031	1.771	1.903	1.886	1.335									1.799	12.52
10)	p 2-Chlorophenol	1.449	1.392	1.381	1.419	1.307	1.345	1.339	1.377									1.376	3.32
11)	T 1,3-Dichlorobe...	1.721	1.644	1.653	1.687	1.529	1.610	1.614	1.583									1.630	3.70
12)	1,4-Dichlorobe...	1.568	1.475	1.484	1.527	1.378	1.457	1.501	1.469									1.482	3.73
14)	T 1,2-Dichlorobe...	1.550	1.494	1.498	1.530	1.401	1.469	1.465	1.509									1.489	3.07
15)	p 2-Methylphenol...	0.986	0.938	0.930	0.965	0.904	0.915	0.899	0.915									0.932	3.26
16)	T Bis(2-chlorois...	0.867	0.905	0.888	0.907	0.857	0.872	0.868	0.900									0.883	2.22
17)	p N-Nitrosodi-n-...	0.663	0.672	0.656	0.667	0.663	0.640	0.625	0.625									0.651	2.88
18)	p 3&4-Methylphen...	1.418	1.367	1.384	1.436	1.377	1.380	1.342	1.335									1.380	2.49
19)	p Acetophenone	1.714	1.649	1.610	1.657	1.561	1.589	1.558	1.610									1.619	3.26
20)	p Hexachloroethane	0.481	0.470	0.474	0.486	0.456	0.469	0.472	0.446									0.469	2.74
21)	SURR% Nitrobenzene-d5	1.076	1.057	1.071	1.072	1.074	1.065	1.034	1.015									1.058	2.09
22)	p Nitrobenzene	1.062	1.003	0.980	0.997	0.969	0.962	0.940	0.989									0.988	3.67
23)	ISTDNaphthalene-d8	----------							ISTD										
24)	p Isophorone	0.564	0.581	0.576	0.564	0.469	0.523	0.488	0.546									0.539	7.76
25)	p 2-Nitrophenol	0.048	0.046	0.048	0.046	0.038	0.044	0.041	0.047									0.045#	8.02
26)	p 2,4-Dimethylph...	0.309	0.297	0.291	0.281	0.206	0.252	0.240	0.305									0.273	13.40
27)	p Bis(2-chloroet...	0.351	0.360	0.346	0.342	0.282	0.317	0.296	0.350									0.330	8.72
28)	T Benzoic Acid	0.242	0.268	0.277	0.275	0.248	0.259	0.238	0.210									0.252	8.88
29)	p 2,4-Dichloroph...	0.347	0.338	0.335	0.338	0.260	0.305	0.285	0.326									0.317	9.62
30)	T 1,2,4-Trichlor...	0.398	0.386	0.380	0.375	0.286	0.341	0.320	0.395									0.360	11.21
33)	p Naphthalene	1.065	0.984	0.958	0.948	0.711	0.861	0.821	0.985									0.917	12.27
34)	p 4-Chloroaniline	0.070	0.080	0.082	0.078	0.060	0.074	0.068										0.073	10.47
36)	p Hexachlorobuta...	0.202	0.210	0.212	0.213	0.165	0.195	0.183	0.216									0.200	9.01
37)	p 4-Chloro-3-met...	0.274	0.283	0.289	0.285	0.230	0.261	0.241	0.249									0.264	8.38
38)	p 2-Methylnaphth...	0.814	0.831	0.803	0.810	0.594	0.719	0.678	0.802									0.756	11.17
39)	p Hexachlorocycl...	0.246	0.269	0.279	0.273	0.204	0.256	0.243	0.234									0.250	9.75
40)	p 1,2,4,5-Tetrac...	0.450	0.451	0.450	0.442	0.333	0.400	0.375	0.443									0.418	10.59
41)	ISTDAcenaphthene-d10	----------							ISTD										
42)	p 2,4,6-Trichlor...	0.453	0.439	0.430	0.439	0.399	0.415	0.416	0.406									0.425	4.35
43)	p 2,4,5-Trichlor...	0.450	0.451	0.442	0.449	0.402	0.418	0.411	0.415									0.430	4.71
44)	SURR% 2-Fluorobiph...	1.650	1.530	1.481	1.438	1.188	1.349	1.376	1.577									1.449	10.03
45)	p 2-Chloronaphth...	1.288	1.179	1.142	1.126	0.966	1.060	1.053	1.230									1.131	9.18
46)	p 4-Nitroaniline	0.239	0.222	0.229	0.229	0.219	0.226	0.224										0.227	2.89
48)	p Dimethylphthalate	1.436	1.429	1.429	1.447	1.298	1.374	1.376	1.373									1.395	3.58

Method Path : H:\SV2017\CHEM25\Methods\
Method File : SPLIT_0720.M
Title : Semivolatiles by GC/MS - EPA Method 625/8270

| | | |

Quantitation Report (QT Reviewed)

Data Path : H:\SV2017\CHEM25\07JUL\20\
Data File : 0720_02.D
Acq On : 20 Jul 2017 7:30 am
Operator :
Client ID : ICAL 30
Lab ID : 30PPM 8270;MIX A
ALS Vial : 2 Sample Multiplier: 1

Quant Time: Jul 20 09:28:40 2017
Quant Method : H:\SV2017\CHEM25\METHODS\SPLIT_0720.M
Quant Title : Semivolatiles by GC/MS - EPA Method 625/8270
QLast Update : Wed Jul 19 19:45:42 2017
Response via : Initial Calibration

Compound	R.T.	QIon	Response	Conc	Units	Dev(Min)
Internal Standards						
1) 1,4-Dichlorobenzene-d4	3.804	152	340448	40.000	ng	0.00
23) Naphthalene-d8	4.835	136	1286391	40.000	ng	0.00
41) Acenaphthene-d10	6.363	164	749266	40.000	ng	0.00
65) Phenanthrene-d10	7.650	188	1373936	40.000	ng	0.00
81) Chrysene-d12	10.695	240	1399680	40.000	ng	0.00
88) Perylene-d12	14.023	264	1523938	40.000	ng	0.00
System Monitoring Compounds						
5) % 2-Fluorophenol	2.912	112	368704	33.600	ng	0.00
Spiked Amount 75.000	Range 30 - 130		Recovery =	44.80%		
6) % Phenol-d5	3.526	99	428063	35.534	ng	0.00
Spiked Amount 75.000	Range 30 - 130		Recovery =	47.37%		
21) % Nitrobenzene-d5	4.258	82	273600	32.268	ng	0.00
Spiked Amount 50.000	Range 30 - 130		Recovery =	64.54%		
44) % 2-Fluorobiphenyl	5.759	172	807825	29.208	ng	0.00
Spiked Amount 50.000	Range 30 - 130		Recovery =	58.42%		
66) % 2,4,6-Tribromophenol	7.057	62	36268	32.588	ng	0.00
Spiked Amount 75.000	Range 30 - 130		Recovery =	43.45%		
80) % Terphenyl-d14	9.157	244	1025976	28.140	ng	0.00
Spiked Amount 50.000			Recovery =	56.28%		
Target Compounds						Qvalue
2) N-Nitrosodimethylamine	2.196	74	224232	35.757	ng	100
3) Pyridine	2.206	79	390162	33.368	ng	100
7) Phenol	3.537	94	413740	34.848	ng	99
8) Bis(2-chloroethyl)ether	3.611	93	289333	32.027	ng	98
9) Aniline	3.585	93	518614	36.682	ng	99
10) 2-Chlorophenol	3.665	128	362417	31.956	ng	96
11) 1,3-Dichlorobenzene	3.777	146	430651	30.938	ng	99
12) 1,4-Dichlorobenzene	3.814	146	389816	30.747	ng	100
14) 1,2-Dichlorobenzene	3.964	146	390663	31.155	ng	99
15) 2-Methylphenol (o-cresol)	3.991	107	246305	32.370	ng	99
16) Bis(2-chloroisopropyl)...	4.023	45	231558	33.269	ng	97
17) N-Nitrosodi-n-propylamine	4.140	70	170199	33.912	ng	97
18) 3&4-Methylphenol (m&p-...	4.103	107	366608	32.979	ng	100
19) Acetophenone	4.130	105	423181	32.107	ng	98
20) Hexachloroethane	4.204	117	123992	31.026	ng	94
22) Nitrobenzene	4.274	77	254610	32.179	ng	99
24) Isophorone	4.450	82	544370	33.105	ng	98
25) 2-Nitrophenol	4.530	81	44497	31.930	ng	94
26) 2,4-Dimethylphenol	4.536	107	271165	30.687	ng	100
27) Bis(2-chloroethoxy)met...	4.621	93	330066	32.451	ng	100
28) Benzoic Acid	4.626	105	265703	36.005	ng	98
29) 2,4-Dichlorophenol	4.717	162	325657	32.203	ng	98
30) 1,2,4-Trichlorobenzene	4.797	180	362114	30.575	ng	100
33) Naphthalene	4.856	128	914452	30.928	ng	100
34) 4-Chloroaniline	4.910	65	74866	34.022	ng	98
36) Hexachlorobutadiene	4.995	225	205553	30.950	ng	100
37) 4-Chloro-3-methylphenol	5.305	107	274877	33.510	ng	99
38) 2-Methylnaphthalene	5.433	142	781554	31.970	ng	99
39) Hexachlorocyclopentadiene	5.625	237	263684	31.893	ng	99
40) 1,2,4,5-Tetrachloroben...	5.615	216	426390	30.798	ng	99
42) 2,4,6-Trichlorophenol	5.695	196	246892	31.259	ng	98
43) 2,4,5-Trichlorophenol	5.732	196	252133	31.746	ng	100
45) 2-Chloronaphthalene	5.860	162	632880	29.813	ng	99
46) 4-Nitroaniline	5.973	65	128920	33.226	ng	96
48) Dimethylphthalate	6.138	163	812915	31.137	ng	100
49) 2,6-Dinitrotoluene	6.213	165	191481	32.877	ng	86
50) Acenaphthylene	6.229	152	1061836	30.007	ng	99
51) 3-Nitroaniline	6.336	138	160172	31.204	ng	96
52) Acenaphthene	6.389	154	604929	30.391	ng	99
53) 2,4-Dinitrophenol	6.416	184	117174	34.539	ng	97

Quantitation Report (QT Reviewed)

Data Path : H:\SV2017\CHEM25\07JUL\20\
Data File : 0720_02.D
Acq On : 20 Jul 2017 7:30 am
Operator :
Client ID : ICAL 30
Lab ID : 30PPM 8270;MIX A
ALS Vial : 2 Sample Multiplier: 1

Quant Time: Jul 20 09:28:40 2017
Quant Method : H:\SV2017\CHEM25\METHODS\SPLIT_0720.M
Quant Title : Semivolatiles by GC/MS - EPA Method 625/8270
QLast Update : Wed Jul 19 19:45:42 2017
Response via : Initial Calibration

Compound	R.T.	QIon	Response	Conc	Units	Dev(Min)
54) Dibenzofuran	6.523	168	981447	30.294	ng	99
55) 2,4-Dinitrotoluene	6.550	165	234305	32.034	ng	98
56) 4-Nitrophenol	6.459	65	85645	33.114	ng	99
58) Diethyl phthalate	6.753	149	705279	30.410	ng	100
59) Fluorene	6.827	166	763443	29.651	ng	100
60) 4-Chlorophenyl phenyl ...	6.811	204	424474	30.286	ng	99
61) 2-Nitroaniline	6.876	108	52355	28.251	ng	98
62) 4,6-Dinitro-2-methylph...	6.908	198	167287	32.867	ng	98
63) N-Nitrosodiphenylamine	6.924	169	570189	30.776	ng	100
64) Azobenzene	6.950	77	501634	31.507	ng	97
67) 4-Bromophenyl phenyl e...	7.239	248	298864	30.506	ng	97
68) Hexachlorobenzene	7.383	142	76348	30.957	ng	95
69) Pentachlorophenol	7.533	266	218564	32.244	ng	100
70) Pentachloronitrobenzene	7.607	214	66929	32.661	ng	96
72) Phenanthrene	7.672	178	1086841	30.469	ng	99
73) Anthracene	7.709	178	1093033	30.465	ng	100
74) Carbazole	7.848	167	1072848	30.671	ng	99
75) Di-n-butylphthalate	8.163	149	1255892	31.551	ng	100
77) Fluoranthene	8.756	202	1456420	30.759	ng	99
79) Pyrene	9.002	202	1400108	29.530	ng	100
82) Benzyl butyl phthalate	9.798	149	565000	33.882	ng	99
83) Bis(2-ethylhexyl)phtha...	10.770	149	630547	32.139	ng	99
84) Benz(a)anthracene	10.658	228	1393774	31.140	ng	99
85) Chrysene	10.738	228	1132925	30.196	ng	100
86) Di-n-octylphthalate	12.100	149	1282690	33.147	ng	100
87) 3,3'-dichlorobenzidine	10.642	252	332047	26.304	ng	100
89) Benzo(b)fluoranthene	13.003	252	1457578	31.417	ng	99
90) Benzo(k)fluoranthene	13.062	252	1320402	31.200	ng	100
91) Benzo(a)pyrene	13.852	252	1402323	32.254	ng	100
92) Indeno(1,2,3-cd)pyrene	16.502	276	1338640	32.266	ng	99
93) Dibenz(a,h)anthracene	16.545	278	1287340	30.828	ng	99
94) Benzo(ghi)perylene	16.898	276	1352183	30.750	ng	100

(#)out of range (m)manual integration reviewed by analyst (+)signals summed

Quantitation Report (QT Reviewed)

Data Path : H:\SV2017\CHEM25\07JUL\20\
Data File : 0720_02.D
Acq On : 20 Jul 2017 7:30 am
Operator :
Client ID : ICAL 30
Lab ID : 30PPM 8270;MIX A
ALS Vial : 2 Sample Multiplier: 1

Quant Time: Jul 20 09:28:40 2017
Quant Method : H:\SV2017\CHEM25\METHODS\SPLIT_0720.M
Quant Title : Semivolatiles by GC/MS - EPA Method 625/8270
QLast Update : Wed Jul 19 19:45:42 2017
Response via : Initial Calibration

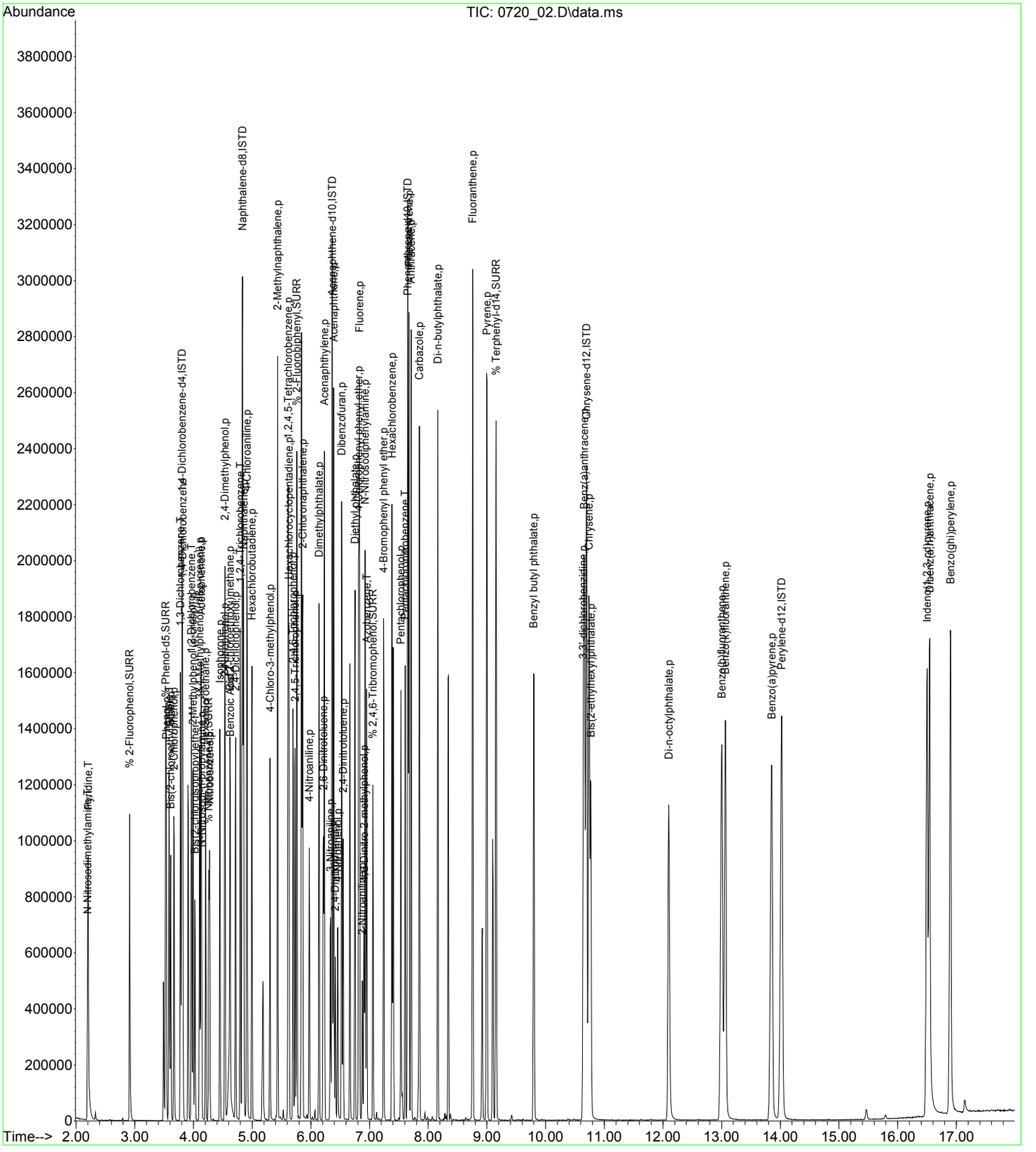

Quantitation Report (Not Reviewed)

Data Path : H:\SV2017\CHEM25\07JUL\20\
Data File : 0720_03.D
Acq On : 20 Jul 2017 7:53 am
Operator :
Client ID : ICAL 100
Lab ID : 100PPM 8270;MIX A
ALS Vial : 3 Sample Multiplier: 1

Quant Time: Jul 20 11:15:37 2017
Quant Method : H:\SV2017\CHEM25\METHODS\SPLIT_0720.M
Quant Title : Semivolatiles by GC/MS - EPA Method 625/8270
QLast Update : Thu Jul 20 10:50:37 2017
Response via : Initial Calibration

Compound	R.T.	QIon	Response	Conc	Units		Dev(Min)
Internal Standards							
1) 1,4-Dichlorobenzene-d4	3.803	152	330549	40.000	ng		0.00
23) Naphthalene-d8	4.840	136	1490310	40.000	ng		0.00
41) Acenaphthene-d10	6.362	164	771787	40.000	ng		0.00
65) Phenanthrene-d10	7.655	188	1398541	40.000	ng		0.00
81) Chrysene-d12	10.711	240	1370341	40.000	ng		0.02
88) Perylene-d12	14.039	264	1613685	40.000	ng		0.02
System Monitoring Compounds							
5) % 2-Fluorophenol	2.911	112	1146621	102.973	ng		0.00
Spiked Amount 75.000	Range 30 - 130		Recovery = 137.29%#				
6) % Phenol-d5	3.536	99	1234084	97.381	ng		0.01
Spiked Amount 75.000	Range 30 - 130		Recovery = 129.84%				
21) % Nitrobenzene-d5	4.268	82	887624	101.521	ng		0.01
Spiked Amount 50.000	Range 30 - 130		Recovery = 203.04%#				
44) % 2-Fluorobiphenyl	5.769	172	2292043	82.008	ng		0.01
Spiked Amount 50.000	Range 30 - 130		Recovery = 164.02%#				
66) % 2,4,6-Tribromophenol	7.062	62	114346	98.177	ng		0.00
Spiked Amount 75.000	Range 30 - 130		Recovery = 130.91%#				
80) % Terphenyl-d14	9.167	244	2922925	84.061	ng		0.01
Spiked Amount 50.000			Recovery = 168.12%				
Target Compounds							Qvalue
2) N-Nitrosodimethylamine	2.195	74	738636	106.889	ng		100
3) Pyridine	2.206	79	1229015	101.130	ng		100
7) Phenol	3.547	94	1193013	93.176	ng		99
8) Bis(2-chloroethyl)ether	3.616	93	880091	94.684	ng		97
9) Aniline	3.590	93	1463715	98.446	ng		99
10) 2-Chlorophenol	3.675	128	1079665	94.939	ng		100
11) 1,3-Dichlorobenzene	3.782	146	1263178	93.771	ng		98
12) 1,4-Dichlorobenzene	3.819	146	1138798	92.966	ng		99
14) 1,2-Dichlorobenzene	3.969	146	1157560	94.044	ng		99
15) 2-Methylphenol (o-cresol)	4.001	107	747270	97.064	ng		99
16) Bis(2-chloroisopropyl)...	4.028	45	708141	97.039	ng		98
17) N-Nitrosodi-n-propylamine	4.156	70	547944	101.811	ng		99
18) 3&4-Methylphenol (m&p-...	4.119	107	1137872	99.795	ng	#	66
19) Acetophenone	4.140	105	1290010	96.446	ng		83
20) Hexachloroethane	4.209	117	376932	97.228	ng		99
22) Nitrobenzene	4.284	77	801086	98.159	ng		99
24) Isophorone	4.461	82	1747638	87.044	ng		99
25) 2-Nitrophenol	4.535	81	142428	85.185	ng		94
26) 2,4-Dimethylphenol	4.546	107	766992	75.509	ng		100
27) Bis(2-chloroethoxy)met...	4.631	93	1049181	85.236	ng		99
28) Benzoic Acid	4.685	105	727506	77.433	ng		97
29) 2,4-Dichlorophenol	4.728	162	970234	82.236	ng		99
30) 1,2,4-Trichlorobenzene	4.802	180	1065324	79.378	ng		100
33) Naphthalene	4.861	128	2649626	77.585	ng		99
34) 4-Chloroaniline	4.915	65	224579	82.355	ng		97
36) Hexachlorobutadiene	4.995	225	613026	82.445	ng		99
37) 4-Chloro-3-methylphenol	5.315	107	857666	87.256	ng		99
38) 2-Methylnaphthalene	5.438	142	2213126	78.540	ng		99
39) Hexachlorocyclopentadiene	5.630	237	761531	81.610	ng		100
40) 1,2,4,5-Tetrachloroben...	5.620	216	1239992	79.619	ng		100
42) 2,4,6-Trichlorophenol	5.705	196	770099	93.998	ng		99
43) 2,4,5-Trichlorophenol	5.743	196	775433	93.498	ng		99
45) 2-Chloronaphthalene	5.866	162	1863070	85.407	ng		99
46) 4-Nitroaniline	5.983	65	422262	96.427	ng		98
48) Dimethylphthalate	6.149	163	2503938	93.007	ng		99
49) 2,6-Dinitrotoluene	6.223	165	611329	97.968	ng		96
50) Acenaphthylene	6.234	152	2954000	82.269	ng		99
51) 3-Nitroaniline	6.346	138	606809	107.749	ng		97
52) Acenaphthene	6.400	154	1763635	87.188	ng		99
53) 2,4-Dinitrophenol	6.432	184	438523	115.482	ng		100

Quantitation Report (Not Reviewed)

Data Path : H:\SV2017\CHEM25\07JUL\20\
Data File : 0720_03.D
Acq On : 20 Jul 2017 7:53 am
Operator :
Client ID : ICAL 100
Lab ID : 100PPM 8270;MIX A
ALS Vial : 3 Sample Multiplier: 1

Quant Time: Jul 20 11:15:37 2017
Quant Method : H:\SV2017\CHEM25\METHODS\SPLIT_0720.M
Quant Title : Semivolatiles by GC/MS - EPA Method 625/8270
QLast Update : Thu Jul 20 10:50:37 2017
Response via : Initial Calibration

Compound	R.T.	QIon	Response	Conc	Units	Dev(Min)
54) Dibenzofuran	6.533	168	2921405	88.771	ng	99
55) 2,4-Dinitrotoluene	6.565	165	777173	99.253	ng	98
56) 4-Nitrophenol	6.480	65	292270	102.678	ng	98
58) Diethyl phthalate	6.763	149	2157053	92.372	ng	98
59) Fluorene	6.838	166	2093964	80.765	ng	100
60) 4-Chlorophenyl phenyl ...	6.822	204	1258367	89.463	ng	99
61) 2-Nitroaniline	6.902	108	217031	107.518	ng	98
62) 4,6-Dinitro-2-methylph...	6.929	198	556068	100.137	ng	99
63) N-Nitrosodiphenylamine	6.939	169	1613931	85.073	ng	100
64) Azobenzene	6.961	77	1662789	95.445	ng	95
67) 4-Bromophenyl phenyl e...	7.244	248	915004	93.486	ng	100
68) Hexachlorobenzene	7.388	142	227196	89.710	ng	99
69) Pentachlorophenol	7.543	266	690629	97.037	ng	99
70) Pentachloronitrobenzene	7.618	214	202920	93.406	ng	98
72) Phenanthrene	7.682	178	3107479	85.878	ng	99
73) Anthracene	7.719	178	3054768	84.907	ng	99
74) Carbazole	7.858	167	3086345	86.498	ng	99
75) Di-n-butylphthalate	8.168	149	3684591	92.328	ng	99
77) Fluoranthene	8.766	202	4003734	83.755	ng	99
78) Benzidine	8.879	184	413	0.013	ng	66
79) Pyrene	9.012	202	3846114	82.201	ng	99
82) Benzyl butyl phthalate	9.808	149	1761089	102.717	ng	99
83) Bis(2-ethylhexyl)phtha...	10.775	149	1911647	101.033	ng	99
84) Benz(a)anthracene	10.679	228	3859673	87.810	ng	99
85) Chrysene	10.764	228	3273438	91.366	ng	99
86) Di-n-octylphthalate	12.116	149	4172913	105.160	ng	99
87) 3,3'-dichlorobenzidine	10.663	252	1045634	91.785	ng	99
89) Benzo(b)fluoranthene	13.035	252	4737233	95.585	ng	100
90) Benzo(k)fluoranthene	13.104	252	3650859	81.375	ng	99
91) Benzo(a)pyrene	13.895	252	4330842	91.529	ng	100
92) Indeno(1,2,3-cd)pyrene	16.534	276	4394316	97.257	ng	97
93) Dibenz(a,h)anthracene	16.577	278	3930987	88.825	ng	99
94) Benzo(ghi)perylene	16.940	276	4153706	90.212	ng	99

(#)out of range (m)manual integration reviewed by analyst (+)signals summed

Quantitation Report (Not Reviewed)

Data Path : H:\SV2017\CHEM25\07JUL\20\
Data File : 0720_03.D
Acq On : 20 Jul 2017 7:53 am
Operator :
Client ID : ICAL 100
Lab ID : 100PPM 8270;MIX A
ALS Vial : 3 Sample Multiplier: 1

Quant Time: Jul 20 11:15:37 2017
Quant Method : H:\SV2017\CHEM25\METHODS\SPLIT_0720.M
Quant Title : Semivolatiles by GC/MS - EPA Method 625/8270
QLast Update : Thu Jul 20 10:50:37 2017
Response via : Initial Calibration

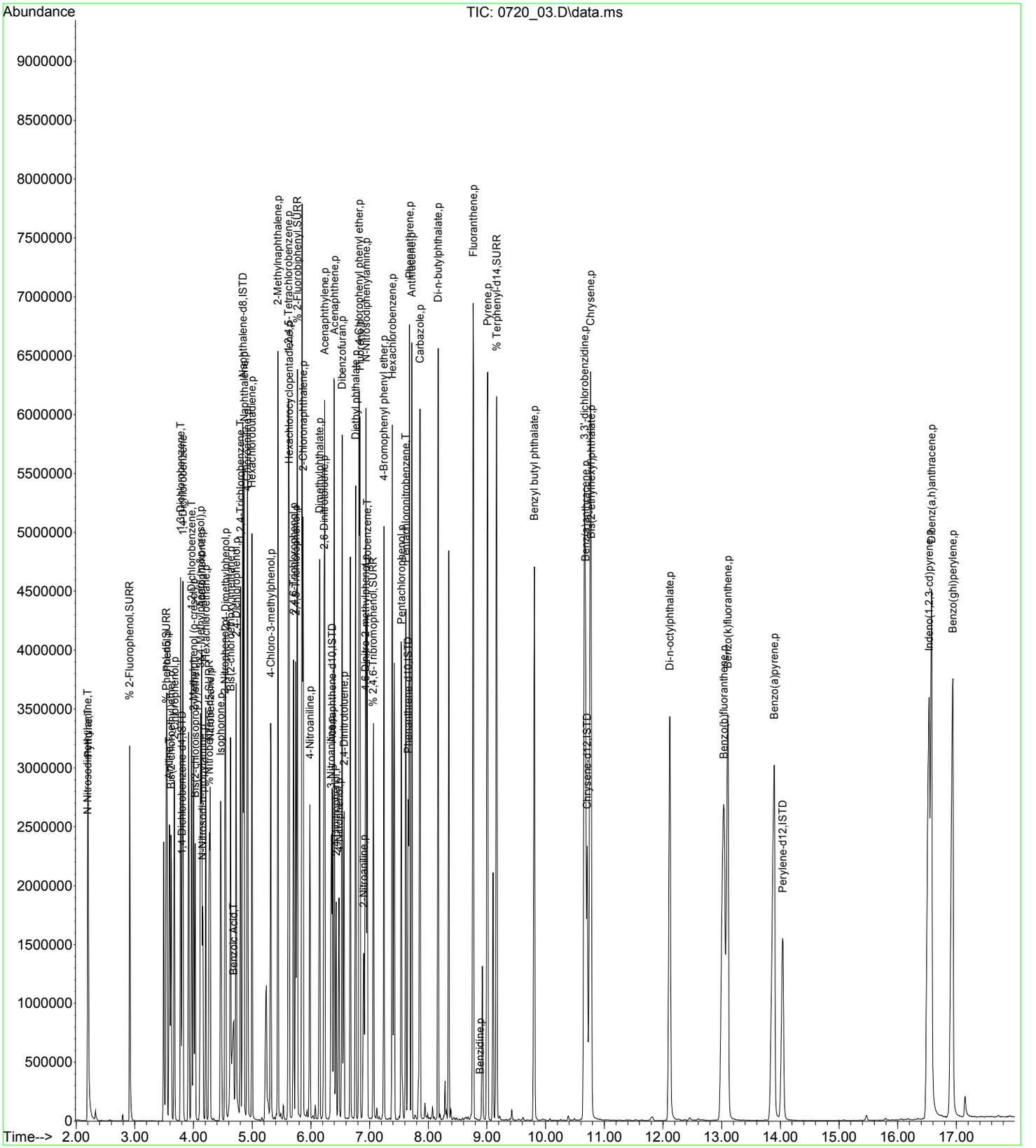

Quantitation Report (QT Reviewed)

Data Path : H:\SV2017\CHEM25\07JUL\20\
Data File : 0720_04.D
Acq On : 20 Jul 2017 8:15 am
Operator :
Client ID : ICAL 70
Lab ID : 70PPM 8270;MIX A
ALS Vial : 4 Sample Multiplier: 1

Quant Time: Jul 20 09:30:02 2017
Quant Method : H:\SV2017\CHEM25\METHODS\SPLIT_0720.M
Quant Title : Semivolatiles by GC/MS - EPA Method 625/8270
QLast Update : Thu Jul 20 09:29:59 2017
Response via : Initial Calibration

Compound	R.T.	QIon	Response	Conc	Units		Dev(Min)
Internal Standards							
1) 1,4-Dichlorobenzene-d4	3.804	152	186377	40.000	ng		0.00
23) Naphthalene-d8	4.835	136	755406	40.000	ng		0.00
41) Acenaphthene-d10	6.362	164	393207	40.000	ng		0.00
65) Phenanthrene-d10	7.650	188	727626	40.000	ng		0.00
81) Chrysene-d12	10.695	240	794897	40.000	ng		0.00
88) Perylene-d12	14.018	264	938334	40.000	ng		0.00
System Monitoring Compounds							
5) % 2-Fluorophenol	2.911	112	465092	70.504	ng		0.00
Spiked Amount 75.000	Range 30 - 130		Recovery = 94.00%				
6) % Phenol-d5	3.526	99	506026	68.522	ng		0.00
Spiked Amount 75.000	Range 30 - 130		Recovery = 91.36%				
21) % Nitrobenzene-d5	4.258	82	337370	67.491	ng		0.00
Spiked Amount 50.000	Range 30 - 130		Recovery = 134.98%#				
44) % 2-Fluorobiphenyl	5.764	172	946849	73.374	ng		0.00
Spiked Amount 50.000	Range 30 - 130		Recovery = 146.74%#				
66) % 2,4,6-Tribromophenol	7.057	62	42499	68.816	ng		0.00
Spiked Amount 75.000	Range 30 - 130		Recovery = 91.76%				
80) % Terphenyl-d14	9.156	244	1255678	75.373	ng		0.00
Spiked Amount 50.000			Recovery = 150.74%				
Target Compounds							Qvalue
2) N-Nitrosodimethylamine	2.196	74	282642	68.465	ng		99
3) Pyridine	2.201	79	509732	72.563	ng		99
7) Phenol	3.536	94	496416	69.542	ng		99
8) Bis(2-chloroethyl)ether	3.611	93	355476	69.415	ng		98
9) Aniline	3.584	93	615225	69.451	ng		99
10) 2-Chlorophenol	3.670	128	436710	68.768	ng		100
11) 1,3-Dichlorobenzene	3.777	146	526394	70.275	ng		99
12) 1,4-Dichlorobenzene	3.814	146	489458	72.328	ng		100
14) 1,2-Dichlorobenzene	3.964	146	477934	69.998	ng		100
15) 2-Methylphenol (o-cresol)	3.990	107	293214	67.343	ng		99
16) Bis(2-chloroisopropyl)...	4.023	45	283041	68.881	ng		99
17) N-Nitrosodi-n-propylamine	4.140	70	203942	65.837	ng		99
18) 3&4-Methylphenol (m&p-...	4.108	107	437787	66.809	ng	#	65
19) Acetophenone	4.129	105	508126	67.769	ng		83
20) Hexachloroethane	4.204	117	153877	70.137	ng		99
22) Nitrobenzene	4.274	77	306493	66.898	ng		98
24) Isophorone	4.450	82	644604	66.066	ng		100
25) 2-Nitrophenol	4.530	81	54184	68.030	ng		98
26) 2,4-Dimethylphenol	4.535	107	317177	68.985	ng		99
27) Bis(2-chloroethoxy)met...	4.621	93	390767	66.350	ng		100
28) Benzoic Acid	4.632	105	314166	63.560	ng		99
29) 2,4-Dichlorophenol	4.717	162	376772	66.730	ng		99
30) 1,2,4-Trichlorobenzene	4.797	180	423404	67.810	ng		99
33) Naphthalene	4.856	128	1084800	69.250	ng		99
34) 4-Chloroaniline	4.909	65	89973	69.109	ng		98
36) Hexachlorobutadiene	4.995	225	241854	67.833	ng		99
37) 4-Chloro-3-methylphenol	5.305	107	318281	65.437	ng		99
38) 2-Methylnaphthalene	5.433	142	895805	67.567	ng		99
39) Hexachlorocyclopentadiene	5.625	237	320692	71.095	ng		99
40) 1,2,4,5-Tetrachloroben...	5.615	216	496358	67.848	ng		100
42) 2,4,6-Trichlorophenol	5.695	196	285995	69.396	ng		99
43) 2,4,5-Trichlorophenol	5.732	196	282832	67.653	ng		99
45) 2-Chloronaphthalene	5.860	162	724854	70.501	ng		100
46) 4-Nitroaniline	5.972	65	153897	69.850	ng		98
48) Dimethylphthalate	6.138	163	947138	70.217	ng		100
49) 2,6-Dinitrotoluene	6.213	165	226067	69.945	ng		100
50) Acenaphthylene	6.229	152	1225513	72.894	ng		100
51) 3-Nitroaniline	6.336	138	195787	66.442	ng		98
52) Acenaphthene	6.389	154	720203	73.613	ng		99
53) 2,4-Dinitrophenol	6.421	184	143233	66.870	ng		100

Quantitation Report (QT Reviewed)

Data Path : H:\SV2017\CHEM25\07JUL\20\
Data File : 0720_04.D
Acq On : 20 Jul 2017 8:15 am
Operator :
Client ID : ICAL 70
Lab ID : 70PPM 8270;MIX A
ALS Vial : 4 Sample Multiplier: 1

Quant Time: Jul 20 09:30:02 2017
Quant Method : H:\SV2017\CHEM25\METHODS\SPLIT_0720.M
Quant Title : Semivolatiles by GC/MS - EPA Method 625/8270
QLast Update : Thu Jul 20 09:29:59 2017
Response via : Initial Calibration

Compound	R.T.	QIon	Response	Conc	Units	Dev(Min)
54) Dibenzofuran	6.523	168	1141124	71.204	ng	100
55) 2,4-Dinitrotoluene	6.549	165	276693	68.674	ng	99
56) 4-Nitrophenol	6.459	65	102308	68.497	ng	97
58) Diethyl phthalate	6.752	149	824288	70.672	ng	100
59) Fluorene	6.827	166	883534	73.557	ng	99
60) 4-Chlorophenyl phenyl ...	6.817	204	491882	71.100	ng	100
61) 2-Nitroaniline	6.881	108	68357	67.628	ng	97
62) 4,6-Dinitro-2-methylph...	6.907	198	201104	69.835	ng	99
63) N-Nitrosodiphenylamine	6.929	169	645679	70.966	ng	100
64) Azobenzene	6.950	77	588247	68.216	ng	99
67) 4-Bromophenyl phenyl e...	7.239	248	351174	69.980	ng	99
68) Hexachlorobenzene	7.383	142	88965	70.333	ng	99
69) Pentachlorophenol	7.532	266	252449	67.758	ng	100
70) Pentachloronitrobenzene	7.607	214	79739	71.283	ng	98
72) Phenanthrene	7.671	178	1296315	73.334	ng	100
73) Anthracene	7.709	178	1272072	72.300	ng	100
74) Carbazole	7.848	167	1263971	72.234	ng	100
75) Di-n-butylphthalate	8.163	149	1506914	72.903	ng	100
77) Fluoranthene	8.761	202	1725097	74.133	ng	100
79) Pyrene	9.002	202	1656861	74.088	ng	100
82) Benzyl butyl phthalate	9.803	149	719757	68.839	ng	99
83) Bis(2-ethylhexyl)phtha...	10.770	149	829354	72.038	ng	100
84) Benz(a)anthracene	10.663	228	1720311	70.543	ng	100
85) Chrysene	10.743	228	1441027	71.276	ng	100
86) Di-n-octylphthalate	12.100	149	1770502	73.029	ng	100
87) 3,3'-dichlorobenzidine	10.647	252	504675	81.721	ng	99
89) Benzo(b)fluoranthene	13.008	252	1976488	68.793	ng	100
90) Benzo(k)fluoranthene	13.072	252	1703403	70.491	ng	100
91) Benzo(a)pyrene	13.863	252	1889372	70.022	ng	100
92) Indeno(1,2,3-cd)pyrene	16.507	276	1906112	71.892	ng	100
93) Dibenz(a,h)anthracene	16.550	278	1767830	71.747	ng	99
94) Benzo(ghi)perylene	16.908	276	1860440	71.685	ng	100

(#)out of range (m)manual integration reviewed by analyst (+)signals summed

Quantitation Report (QT Reviewed)

Data Path : H:\SV2017\CHEM25\07JUL\20\
Data File : 0720_04.D
Acq On : 20 Jul 2017 8:15 am
Operator :
Client ID : ICAL 70
Lab ID : 70PPM 8270;MIX A
ALS Vial : 4 Sample Multiplier: 1

Quant Time: Jul 20 09:30:02 2017
Quant Method : H:\SV2017\CHEM25\METHODS\SPLIT_0720.M
Quant Title : Semivolatiles by GC/MS - EPA Method 625/8270
QLast Update : Thu Jul 20 09:29:59 2017
Response via : Initial Calibration

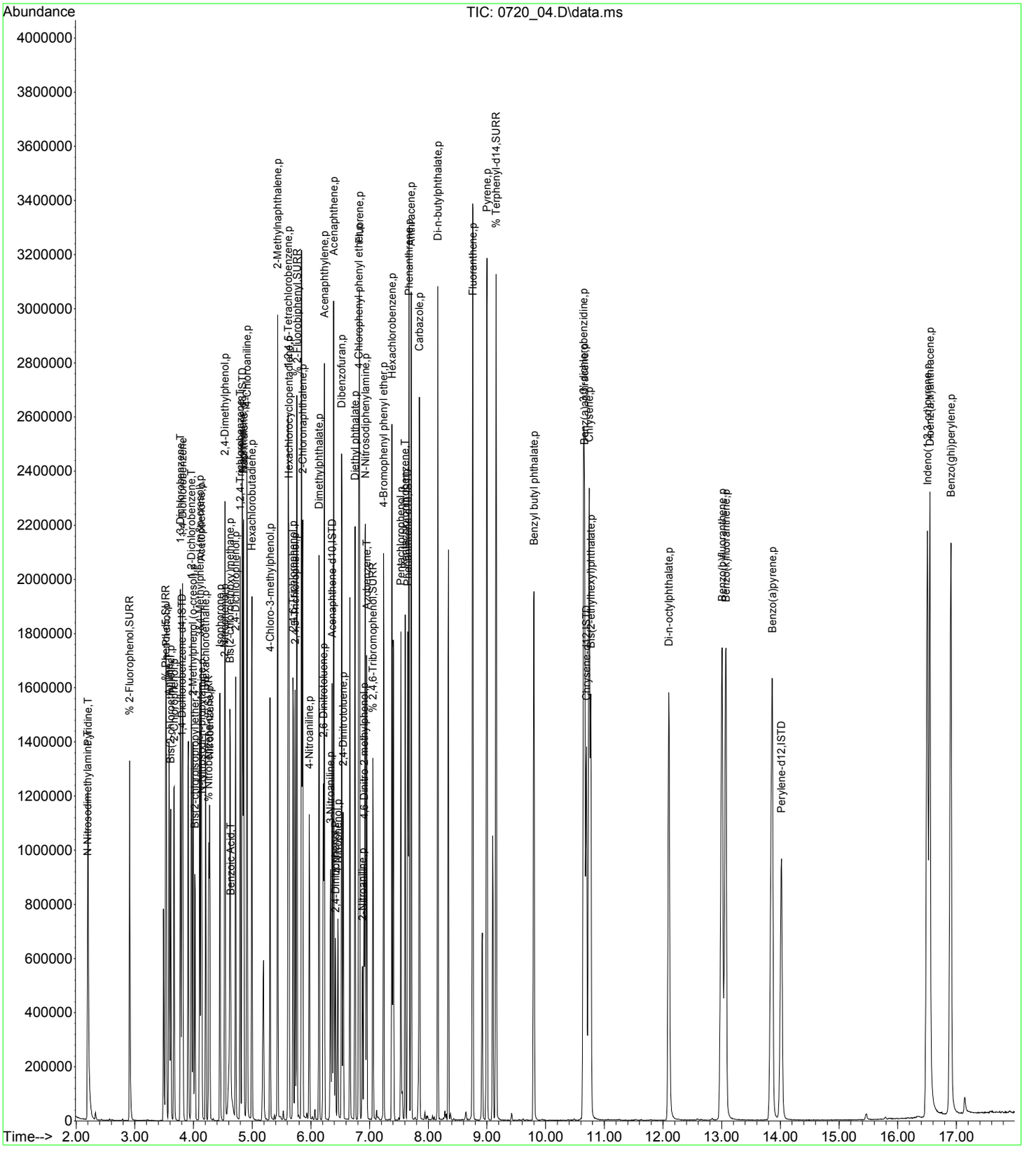

Quantitation Report (QT Reviewed)

Data Path : H:\SV2017\CHEM25\07JUL\20\
Data File : 0720_05.D
Acq On : 20 Jul 2017 8:38 am
Operator :
Client ID : ICAL 50
Lab ID : 50PPM 8270;MIX A
ALS Vial : 5 Sample Multiplier: 1

Quant Time: Jul 20 09:30:18 2017
Quant Method : H:\SV2017\CHEM25\METHODS\SPLIT_0720.M
Quant Title : Semivolatiles by GC/MS - EPA Method 625/8270
QLast Update : Thu Jul 20 09:30:14 2017
Response via : Initial Calibration

Compound	R.T.	QIon	Response	Conc	Units		Dev(Min)
Internal Standards							
1) 1,4-Dichlorobenzene-d4	3.804	152	315730	40.000	ng		0.00
23) Naphthalene-d8	4.835	136	1231700	40.000	ng		0.00
41) Acenaphthene-d10	6.363	164	683129	40.000	ng		0.00
65) Phenanthrene-d10	7.650	188	1236372	40.000	ng		0.00
81) Chrysene-d12	10.695	240	1293399	40.000	ng		0.00
88) Perylene-d12	14.023	264	1559135	40.000	ng		0.00
System Monitoring Compounds							
5) % 2-Fluorophenol	2.912	112	551359	49.220	ng		0.00
Spiked Amount 75.000	Range 30 - 130		Recovery = 65.63%				
6) % Phenol-d5	3.526	99	629072	50.641	ng		0.00
Spiked Amount 75.000	Range 30 - 130		Recovery = 67.52%				
21) % Nitrobenzene-d5	4.263	82	420458	50.253	ng		0.00
Spiked Amount 50.000	Range 30 - 130		Recovery = 100.50%				
44) % 2-Fluorobiphenyl	5.764	172	1151919	50.569	ng		0.00
Spiked Amount 50.000	Range 30 - 130		Recovery = 101.14%				
66) % 2,4,6-Tribromophenol	7.057	62	52933	50.728	ng		0.00
Spiked Amount 75.000	Range 30 - 130		Recovery = 67.64%				
80) % Terphenyl-d14	9.157	244	1474269	50.781	ng		0.00
Spiked Amount 50.000			Recovery = 101.56%				
Target Compounds							Qvalue
2) N-Nitrosodimethylamine	2.196	74	355990	51.278	ng		100
3) Pyridine	2.206	79	609494	50.600	ng		100
7) Phenol	3.537	94	608679	50.445	ng		99
8) Bis(2-chloroethyl)ether	3.611	93	436483	50.454	ng		99
9) Aniline	3.585	93	751132	50.185	ng		99
10) 2-Chlorophenol	3.670	128	530952	49.645	ng		99
11) 1,3-Dichlorobenzene	3.777	146	635511	50.018	ng		99
12) 1,4-Dichlorobenzene	3.814	146	575036	49.610	ng		100
14) 1,2-Dichlorobenzene	3.964	146	579744	50.123	ng		100
15) 2-Methylphenol (o-cresol)	3.996	107	361234	49.603	ng		99
16) Bis(2-chloroisopropyl)...	4.023	45	344266	49.721	ng		98
17) N-Nitrosodi-n-propylamine	4.140	70	252456	49.082	ng		99
18) 3&4-Methylphenol (m&p-...	4.108	107	544589	49.816	ng	#	65
19) Acetophenone	4.130	105	627300	49.917	ng		83
20) Hexachloroethane	4.204	117	184928	49.724	ng		99
22) Nitrobenzene	4.274	77	379519	49.632	ng		100
24) Isophorone	4.450	82	805477	51.597	ng		100
25) 2-Nitrophenol	4.530	81	68121	52.952	ng		96
26) 2,4-Dimethylphenol	4.541	107	387703	51.967	ng		100
27) Bis(2-chloroethoxy)met...	4.626	93	488469	51.767	ng		99
28) Benzoic Acid	4.642	105	398909	51.062	ng		99
29) 2,4-Dichlorophenol	4.717	162	469849	51.843	ng		100
30) 1,2,4-Trichlorobenzene	4.797	180	525227	52.133	ng		99
33) Naphthalene	4.856	128	1325822	52.093	ng		99
34) 4-Chloroaniline	4.910	65	113445	53.670	ng		96
36) Hexachlorobutadiene	4.995	225	300248	52.185	ng		99
37) 4-Chloro-3-methylphenol	5.305	107	401606	51.764	ng		100
38) 2-Methylnaphthalene	5.433	142	1107252	51.821	ng		100
39) Hexachlorocyclopentadiene	5.625	237	394323	53.336	ng		99
40) 1,2,4,5-Tetrachloroben...	5.615	216	615873	52.165	ng		99
42) 2,4,6-Trichlorophenol	5.700	196	354421	49.644	ng		99
43) 2,4,5-Trichlorophenol	5.732	196	357069	49.718	ng		99
45) 2-Chloronaphthalene	5.861	162	905134	50.552	ng		100
46) 4-Nitroaniline	5.973	65	193040	50.467	ng		99
48) Dimethylphthalate	6.144	163	1173358	50.019	ng		100
49) 2,6-Dinitrotoluene	6.213	165	280697	50.002	ng		100
50) Acenaphthylene	6.229	152	1501634	50.712	ng		100
51) 3-Nitroaniline	6.336	138	246805	49.040	ng		99
52) Acenaphthene	6.389	154	863880	49.965	ng		100
53) 2,4-Dinitrophenol	6.421	184	185744	50.669	ng		99

Quantitation Report (QT Reviewed)

Data Path : H:\SV2017\CHEM25\07JUL\20\
Data File : 0720_05.D
Acq On : 20 Jul 2017 8:38 am
Operator :
Client ID : ICAL 50
Lab ID : 50PPM 8270;MIX A
ALS Vial : 5 Sample Multiplier: 1

Quant Time: Jul 20 09:30:18 2017
Quant Method : H:\SV2017\CHEM25\METHODS\SPLIT_0720.M
Quant Title : Semivolatiles by GC/MS - EPA Method 625/8270
QLast Update : Thu Jul 20 09:30:14 2017
Response via : Initial Calibration

Compound	R.T.	QIon	Response	Conc	Units	Dev(Min)
54) Dibenzofuran	6.528	168	1410095	50.356	ng	100
55) 2,4-Dinitrotoluene	6.555	165	347180	49.913	ng	99
56) 4-Nitrophenol	6.464	65	128580	49.908	ng	99
58) Diethyl phthalate	6.753	149	1016968	50.027	ng	100
59) Fluorene	6.827	166	1070589	50.448	ng	99
60) 4-Chlorophenyl phenyl ...	6.817	204	598497	49.536	ng	100
61) 2-Nitroaniline	6.881	108	83418	48.046	ng	97
62) 4,6-Dinitro-2-methylph...	6.908	198	252806	50.571	ng	99
63) N-Nitrosodiphenylamine	6.929	169	791652	49.853	ng	99
64) Azobenzene	6.956	77	799511	53.824	ng	94
67) 4-Bromophenyl phenyl e...	7.239	248	435588	51.089	ng	99
68) Hexachlorobenzene	7.383	142	109841	51.024	ng	98
69) Pentachlorophenol	7.538	266	315659	50.399	ng	99
70) Pentachloronitrobenzene	7.607	214	95513	49.945	ng	99
72) Phenanthrene	7.672	178	1540445	50.485	ng	100
73) Anthracene	7.714	178	1535820	50.816	ng	99
74) Carbazole	7.853	167	1538917	51.213	ng	100
75) Di-n-butylphthalate	8.163	149	1798767	50.516	ng	100
77) Fluoranthene	8.761	202	2051193	50.874	ng	100
79) Pyrene	9.002	202	1969373	50.837	ng	100
82) Benzyl butyl phthalate	9.803	149	840758	49.694	ng	99
83) Bis(2-ethylhexyl)phtha...	10.770	149	935594	49.464	ng	100
84) Benz(a)anthracene	10.663	228	2008137	50.477	ng	100
85) Chrysene	10.743	228	1663632	50.266	ng	100
86) Di-n-octylphthalate	12.100	149	2059765	51.472	ng	100
87) 3,3'-dichlorobenzidine	10.647	252	574707	54.170	ng	99
89) Benzo(b)fluoranthene	13.008	252	2318492	48.846	ng	100
90) Benzo(k)fluoranthene	13.073	252	1975792	49.093	ng	100
91) Benzo(a)pyrene	13.863	252	2251117	50.205	ng	100
92) Indeno(1,2,3-cd)pyrene	16.508	276	2189441	49.254	ng	98
93) Dibenz(a,h)anthracene	16.550	278	2050430	49.669	ng	100
94) Benzo(ghi)perylene	16.908	276	2092119	48.129	ng	100

(#)out of range (m)manual integration reviewed by analyst (+)signals summed

Quantitation Report (QT Reviewed)

Data Path : H:\SV2017\CHEM25\07JUL\20\
Data File : 0720_05.D
Acq On : 20 Jul 2017 8:38 am
Operator :
Client ID : ICAL 50
Lab ID : 50PPM 8270;MIX A
ALS Vial : 5 Sample Multiplier: 1

Quant Time: Jul 20 09:30:18 2017
Quant Method : H:\SV2017\CHEM25\METHODS\SPLIT_0720.M
Quant Title : Semivolatiles by GC/MS - EPA Method 625/8270
QLast Update : Thu Jul 20 09:30:14 2017
Response via : Initial Calibration



Quantitation Report (QT Reviewed)

Data Path : H:\SV2017\CHEM25\07JUL\20\
Data File : 0720_06.D
Acq On : 20 Jul 2017 9:01 am
Operator :
Client ID : ICAL 20
Lab ID : 20PPM 8270;MIX A
ALS Vial : 6 Sample Multiplier: 1

Quant Time: Jul 20 09:30:52 2017
Quant Method : H:\SV2017\CHEM25\METHODS\SPLIT_0720.M
Quant Title : Semivolatiles by GC/MS - EPA Method 625/8270
QLast Update : Thu Jul 20 09:30:48 2017
Response via : Initial Calibration

Compound	R.T.	QIon	Response	Conc	Units	Dev(Min)
Internal Standards						
1) 1,4-Dichlorobenzene-d4	3.804	152	361812	40.000	ng	0.00
23) Naphthalene-d8	4.835	136	1269659	40.000	ng	0.00
41) Acenaphthene-d10	6.362	164	740590	40.000	ng	0.00
65) Phenanthrene-d10	7.650	188	1342765	40.000	ng	0.00
81) Chrysene-d12	10.690	240	1461309	40.000	ng	0.00
88) Perylene-d12	14.023	264	1691482	40.000	ng	0.00
System Monitoring Compounds						
5) % 2-Fluorophenol	2.911	112	247902	19.387	ng	0.00
Spiked Amount 75.000	Range 30 - 130		Recovery =	25.85%#		
6) % Phenol-d5	3.526	99	287100	20.104	ng	0.00
Spiked Amount 75.000	Range 30 - 130		Recovery =	26.80%#		
21) % Nitrobenzene-d5	4.258	82	193692	20.176	ng	0.00
Spiked Amount 50.000	Range 30 - 130		Recovery =	40.36%		
44) % 2-Fluorobiphenyl	5.759	172	548520	22.148	ng	0.00
Spiked Amount 50.000	Range 30 - 130		Recovery =	44.30%		
66) % 2,4,6-Tribromophenol	7.052	62	23691	20.829	ng	0.00
Spiked Amount 75.000	Range 30 - 130		Recovery =	27.77%#		
80) % Terphenyl-d14	9.151	244	692094	21.865	ng	0.00
Spiked Amount 50.000			Recovery =	43.72%		
Target Compounds						Qvalue
2) N-Nitrosodimethylamine	2.190	74	154670	19.318	ng	99
3) Pyridine	2.201	79	269626	19.475	ng	99
7) Phenol	3.531	94	285909	20.631	ng	99
8) Bis(2-chloroethyl)ether	3.611	93	211053	21.241	ng	97
9) Aniline	3.584	93	348225	20.284	ng	98
10) 2-Chlorophenol	3.665	128	249908	20.427	ng	99
11) 1,3-Dichlorobenzene	3.777	146	299048	20.537	ng	99
12) 1,4-Dichlorobenzene	3.814	146	268542	20.257	ng	99
14) 1,2-Dichlorobenzene	3.964	146	271016	20.434	ng	99
15) 2-Methylphenol (o-cresol)	3.990	107	168282	20.205	ng	99
16) Bis(2-chloroisopropyl)...	4.023	45	160683	20.279	ng	99
17) N-Nitrosodi-n-propylamine	4.135	70	118595	20.213	ng	99
18) 3&4-Methylphenol (m&p-...	4.103	107	250352	20.002	ng	98
19) Acetophenone	4.124	105	291253	20.233	ng	100
20) Hexachloroethane	4.204	117	85722	20.141	ng	99
22) Nitrobenzene	4.274	77	177227	20.262	ng	98
24) Isophorone	4.445	82	365425	22.529	ng	99
25) 2-Nitrophenol	4.530	81	30777	22.871	ng	98
26) 2,4-Dimethylphenol	4.535	107	184970	23.818	ng	100
27) Bis(2-chloroethoxy)met...	4.621	93	219382	22.357	ng	98
28) Benzoic Acid	4.616	105	175542	21.683	ng	98
29) 2,4-Dichlorophenol	4.712	162	212562	22.545	ng	98
30) 1,2,4-Trichlorobenzene	4.797	180	241212	22.981	ng	99
33) Naphthalene	4.851	128	608160	22.941	ng	100
34) 4-Chloroaniline	4.904	65	52158	23.506	ng	96
36) Hexachlorobutadiene	4.995	225	134651	22.458	ng	99
37) 4-Chloro-3-methylphenol	5.299	107	183192	22.706	ng	97
38) 2-Methylnaphthalene	5.433	142	509841	22.939	ng	99
39) Hexachlorocyclopentadiene	5.625	237	177136	22.862	ng	98
40) 1,2,4,5-Tetrachloroben...	5.615	216	285478	23.206	ng	99
42) 2,4,6-Trichlorophenol	5.695	196	159154	20.600	ng	99
43) 2,4,5-Trichlorophenol	5.727	196	163668	21.050	ng	99
45) 2-Chloronaphthalene	5.855	162	423000	21.732	ng	100
46) 4-Nitroaniline	5.972	65	84902	20.426	ng	98
48) Dimethylphthalate	6.138	163	529297	20.811	ng	100
49) 2,6-Dinitrotoluene	6.208	165	124377	20.437	ng	85
50) Acenaphthylene	6.229	152	713343	22.143	ng	100
51) 3-Nitroaniline	6.330	138	103636	19.086	ng	98
52) Acenaphthene	6.389	154	396431	21.153	ng	100
53) 2,4-Dinitrophenol	6.416	184	76175	19.104	ng	99

Quantitation Report (QT Reviewed)

Data Path : H:\SV2017\CHEM25\07JUL\20\
Data File : 0720_06.D
Acq On : 20 Jul 2017 9:01 am
Operator :
Client ID : ICAL 20
Lab ID : 20PPM 8270;MIX A
ALS Vial : 6 Sample Multiplier: 1

Quant Time: Jul 20 09:30:52 2017
Quant Method : H:\SV2017\CHEM25\METHODS\SPLIT_0720.M
Quant Title : Semivolatiles by GC/MS - EPA Method 625/8270
QLast Update : Thu Jul 20 09:30:48 2017
Response via : Initial Calibration

Compound	R.T.	QIon	Response	Conc	Units	Dev(Min)
54) Dibenzofuran	6.523	168	652306	21.449	ng	100
55) 2,4-Dinitrotoluene	6.549	165	154462	20.493	ng	99
56) 4-Nitrophenol	6.453	65	57854	20.723	ng	98
58) Diethyl phthalate	6.747	149	462944	21.004	ng	100
59) Fluorene	6.827	166	511774	22.195	ng	100
60) 4-Chlorophenyl phenyl ...	6.811	204	278676	21.325	ng	100
61) 2-Nitroaniline	6.870	108	34714	18.625	ng	97
62) 4,6-Dinitro-2-methylph...	6.902	198	107426	19.766	ng	99
63) N-Nitrosodiphenylamine	6.923	169	372553	21.657	ng	99
64) Azobenzene	6.950	77	330724	20.152	ng	100
67) 4-Bromophenyl phenyl e...	7.239	248	198471	21.318	ng	99
68) Hexachlorobenzene	7.377	142	50106	21.322	ng	99
69) Pentachlorophenol	7.532	266	138345	20.298	ng	100
70) Pentachloronitrobenzene	7.602	214	43347	20.876	ng	99
72) Phenanthrene	7.671	178	705337	21.233	ng	100
73) Anthracene	7.709	178	723269	21.945	ng	100
74) Carbazole	7.848	167	712774	21.709	ng	99
75) Di-n-butylphthalate	8.163	149	829113	21.384	ng	100
77) Fluoranthene	8.756	202	963037	21.897	ng	100
79) Pyrene	8.996	202	926079	21.920	ng	100
82) Benzyl butyl phthalate	9.797	149	368173	19.290	ng	98
83) Bis(2-ethylhexyl)phtha...	10.764	149	424287	19.908	ng	100
84) Benz(a)anthracene	10.652	228	969722	21.523	ng	99
85) Chrysene	10.738	228	776470	20.737	ng	100
86) Di-n-octylphthalate	12.095	149	885022	19.432	ng	100
87) 3,3'-dichlorobenzidine	10.642	252	237136	19.379	ng	100
89) Benzo(b)fluoranthene	12.992	252	1089179	21.274	ng	100
90) Benzo(k)fluoranthene	13.056	252	954922	21.970	ng	100
91) Benzo(a)pyrene	13.842	252	1037664	21.310	ng	100
92) Indeno(1,2,3-cd)pyrene	16.497	276	1002456	20.865	ng	100
93) Dibenz(a,h)anthracene	16.539	278	987418	22.084	ng	99
94) Benzo(ghi)perylene	16.892	276	1010334	21.626	ng	100

(#)out of range (m)manual integration reviewed by analyst (+)signals summed

Quantitation Report (QT Reviewed)

Data Path : H:\SV2017\CHEM25\07JUL\20\
Data File : 0720_06.D
Acq On : 20 Jul 2017 9:01 am
Operator :
Client ID : ICAL 20
Lab ID : 20PPM 8270;MIX A
ALS Vial : 6 Sample Multiplier: 1

Quant Time: Jul 20 09:30:52 2017
Quant Method : H:\SV2017\CHEM25\METHODS\SPLIT_0720.M
Quant Title : Semivolatiles by GC/MS - EPA Method 625/8270
QLast Update : Thu Jul 20 09:30:48 2017
Response via : Initial Calibration

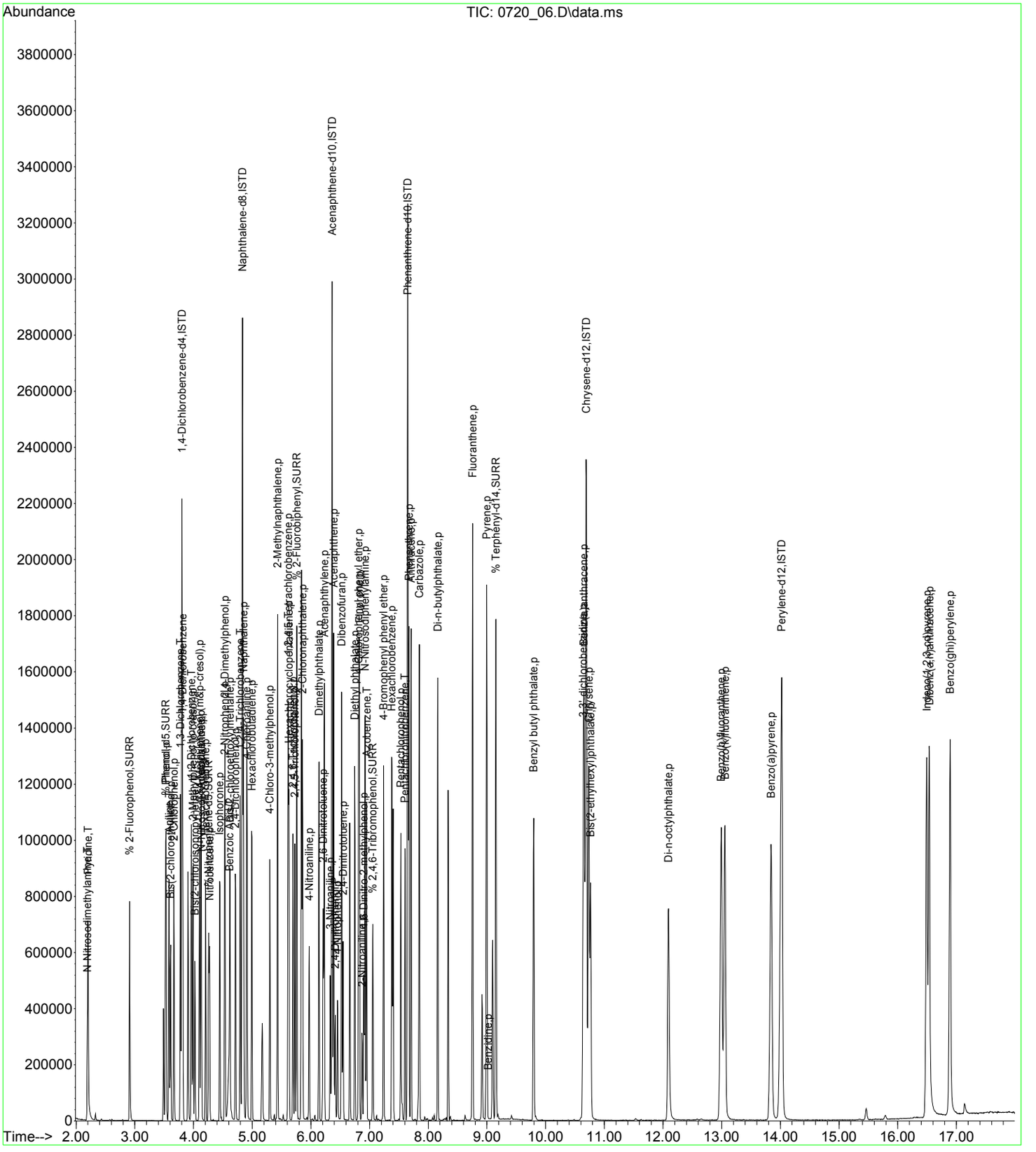

Quantitation Report (QT Reviewed)

Data Path : H:\SV2017\CHEM25\07JUL\20\
Data File : 0720_07.D
Acq On : 20 Jul 2017 9:23 am
Operator :
Client ID : ICAL 10
Lab ID : 10PPM 8270;MIX A
ALS Vial : 7 Sample Multiplier: 1

Quant Time: Jul 20 09:46:13 2017
Quant Method : H:\SV2017\CHEM25\METHODS\SPLIT_0720.M
Quant Title : Semivolatiles by GC/MS - EPA Method 625/8270
QLast Update : Thu Jul 20 09:31:07 2017
Response via : Initial Calibration

Compound	R.T.	QIon	Response	Conc	Units	Dev(Min)
Internal Standards						
1) 1,4-Dichlorobenzene-d4	3.804	152	356297	40.000	ng	0.00
23) Naphthalene-d8	4.835	136	1233071	40.000	ng	0.00
41) Acenaphthene-d10	6.357	164	733483	40.000	ng	0.00
65) Phenanthrene-d10	7.650	188	1355814	40.000	ng	0.00
81) Chrysene-d12	10.690	240	1515821	40.000	ng	0.00
88) Perylene-d12	14.018	264	1703029	40.000	ng	0.00
System Monitoring Compounds						
5) % 2-Fluorophenol	2.911	112	113029	9.032	ng	0.00
Spiked Amount 75.000	Range 30 - 130		Recovery =	12.04%#		
6) % Phenol-d5	3.520	99	137296	9.753	ng	0.00
Spiked Amount 75.000	Range 30 - 130		Recovery =	13.00%#		
21) % Nitrobenzene-d5	4.258	82	94175	9.944	ng	0.00
Spiked Amount 50.000	Range 30 - 130		Recovery =	19.88%#		
44) % 2-Fluorobiphenyl	5.759	172	280530	11.197	ng	0.00
Spiked Amount 50.000	Range 30 - 130		Recovery =	22.40%#		
66) % 2,4,6-Tribromophenol	7.052	62	11470	9.905	ng	0.00
Spiked Amount 75.000	Range 30 - 130		Recovery =	13.21%#		
80) % Terphenyl-d14	9.151	244	364770	11.204	ng	0.00
Spiked Amount 50.000			Recovery =	22.40%		
Target Compounds						Qvalue
2) N-Nitrosodimethylamine	2.190	74	69577	8.885	ng	98
3) Pyridine	2.206	79	123075	9.075	ng	100
7) Phenol	3.531	94	138151	10.060	ng	99
8) Bis(2-chloroethyl)ether	3.606	93	105461	10.646	ng	97
9) Aniline	3.584	93	171809	10.134	ng	98
10) 2-Chlorophenol	3.665	128	123972	10.246	ng	100
11) 1,3-Dichlorobenzene	3.777	146	146462	10.159	ng	99
12) 1,4-Dichlorobenzene	3.814	146	131422	10.041	ng	98
14) 1,2-Dichlorobenzene	3.964	146	133064	10.144	ng	99
15) 2-Methylphenol (o-cresol)	3.990	107	83573	10.169	ng	99
16) Bis(2-chloroisopropyl)...	4.023	45	80650	10.307	ng	98
17) N-Nitrosodi-n-propylamine	4.135	70	59860	10.338	ng	99
18) 3&4-Methylphenol (m&p-...	4.097	107	121736	9.877	ng	99
19) Acetophenone	4.124	105	146916	10.340	ng	99
20) Hexachloroethane	4.204	117	41873	9.977	ng	97
22) Nitrobenzene	4.268	77	89312	10.342	ng	96
24) Isophorone	4.445	82	179245	11.098	ng	98
25) 2-Nitrophenol	4.530	81	14152	10.526	ng	93
26) 2,4-Dimethylphenol	4.535	107	91620	11.701	ng	97
27) Bis(2-chloroethoxy)met...	4.621	93	110840	11.363	ng	98
28) Benzoic Acid	4.594	105	82620	10.334	ng	98
29) 2,4-Dichlorophenol	4.712	162	104124	11.089	ng	97
30) 1,2,4-Trichlorobenzene	4.797	180	118897	11.326	ng	100
33) Naphthalene	4.851	128	303221	11.441	ng	99
34) 4-Chloroaniline	4.904	65	24758	11.100	ng	94
36) Hexachlorobutadiene	4.989	225	64844	10.869	ng	99
37) 4-Chloro-3-methylphenol	5.299	107	87154	10.830	ng	99
38) 2-Methylnaphthalene	5.433	142	256079	11.525	ng	100
39) Hexachlorocyclopentadiene	5.625	237	82783	10.695	ng	98
40) 1,2,4,5-Tetrachloroben...	5.615	216	139068	11.279	ng	99
42) 2,4,6-Trichlorophenol	5.695	196	80472	10.454	ng	98
43) 2,4,5-Trichlorophenol	5.727	196	82785	10.639	ng	98
45) 2-Chloronaphthalene	5.855	162	216142	11.021	ng	99
46) 4-Nitroaniline	5.967	65	40766	9.861	ng	98
48) Dimethylphthalate	6.138	163	262112	10.322	ng	99
49) 2,6-Dinitrotoluene	6.208	165	59480	9.825	ng	85
50) Acenaphthylene	6.229	152	359708	11.037	ng	100
51) 3-Nitroaniline	6.330	138	49319	9.256	ng	98
52) Acenaphthene	6.389	154	199851	10.644	ng	99
53) 2,4-Dinitrophenol	6.416	184	31990	8.174	ng	100

Quantitation Report (QT Reviewed)

Data Path : H:\SV2017\CHEM25\07JUL\20\
Data File : 0720_07.D
Acq On : 20 Jul 2017 9:23 am
Operator :
Client ID : ICAL 10
Lab ID : 10PPM 8270;MIX A
ALS Vial : 7 Sample Multiplier: 1

Quant Time: Jul 20 09:46:13 2017
Quant Method : H:\SV2017\CHEM25\METHODS\SPLIT_0720.M
Quant Title : Semivolatiles by GC/MS - EPA Method 625/8270
QLast Update : Thu Jul 20 09:31:07 2017
Response via : Initial Calibration

Compound	R.T.	QIon	Response	Conc	Units	Dev(Min)
54) Dibenzofuran	6.523	168	322712	10.561	ng	99
55) 2,4-Dinitrotoluene	6.544	165	75360	10.045	ng	97
56) 4-Nitrophenol	6.453	65	27776	9.974	ng	99
58) Diethyl phthalate	6.747	149	228352	10.357	ng	100
59) Fluorene	6.822	166	262483	11.247	ng	98
60) 4-Chlorophenyl phenyl ...	6.811	204	139555	10.642	ng	99
61) 2-Nitroaniline	6.870	108	15716	8.632	ng	93
62) 4,6-Dinitro-2-methylph...	6.897	198	48138	8.964	ng	98
63) N-Nitrosodiphenylamine	6.918	169	190836	11.018	ng	99
64) Azobenzene	6.950	77	170460	10.471	ng	97
67) 4-Bromophenyl phenyl e...	7.239	248	96161	10.096	ng	99
68) Hexachlorobenzene	7.377	142	25268	10.510	ng	98
69) Pentachlorophenol	7.532	266	68864	9.977	ng	98
70) Pentachloronitrobenzene	7.602	214	21021	9.939	ng	97
72) Phenanthrene	7.666	178	356568	10.501	ng	99
73) Anthracene	7.703	178	360825	10.636	ng	99
74) Carbazole	7.848	167	358440	10.630	ng	100
75) Di-n-butylphthalate	8.163	149	401319	10.111	ng	100
77) Fluoranthene	8.756	202	490498	10.840	ng	99
79) Pyrene	8.996	202	486748	11.195	ng	99
82) Benzyl butyl phthalate	9.797	149	182074	9.262	ng	98
83) Bis(2-ethylhexyl)phtha...	10.764	149	209536	9.487	ng	99
84) Benz(a)anthracene	10.652	228	499364	10.525	ng	100
85) Chrysene	10.732	228	397052	10.148	ng	100
86) Di-n-octylphthalate	12.095	149	413294	8.798	ng	100
87) 3,3'-dichlorobenzidine	10.636	252	123001	9.751	ng	99
89) Benzo(b)fluoranthene	12.987	252	527177	10.099	ng	100
90) Benzo(k)fluoranthene	13.046	252	512077	11.476	ng	99
91) Benzo(a)pyrene	13.831	252	512845	10.325	ng	100
92) Indeno(1,2,3-cd)pyrene	16.486	276	466843	9.568	ng	99
93) Dibenz(a,h)anthracene	16.529	278	495598	10.784	ng	99
94) Benzo(ghi)perylene	16.887	276	502911	10.521	ng	99

(#)out of range (m)manual integration reviewed by analyst (+)signals summed

Quantitation Report (QT Reviewed)

Data Path : H:\SV2017\CHEM25\07JUL\20\
Data File : 0720_07.D
Acq On : 20 Jul 2017 9:23 am
Operator :
Client ID : ICAL 10
Lab ID : 10PPM 8270;MIX A
ALS Vial : 7 Sample Multiplier: 1

Quant Time: Jul 20 09:46:13 2017
Quant Method : H:\SV2017\CHEM25\METHODS\SPLIT_0720.M
Quant Title : Semivolatiles by GC/MS - EPA Method 625/8270
QLast Update : Thu Jul 20 09:31:07 2017
Response via : Initial Calibration



Quantitation Report (QT Reviewed)

Data Path : H:\SV2017\CHEM25\07JUL\20\
Data File : 0720_08.D
Acq On : 20 Jul 2017 9:46 am
Operator :
Client ID : ICAL 3.5
Lab ID : 3.5PPM 8270;MIX A
ALS Vial : 8 Sample Multiplier: 1

Quant Time: Jul 20 10:07:18 2017
Quant Method : H:\SV2017\CHEM25\METHODS\SPLIT_0720.M
Quant Title : Semivolatiles by GC/MS - EPA Method 625/8270
QLast Update : Thu Jul 20 09:46:27 2017
Response via : Initial Calibration

Compound	R.T.	QIon	Response	Conc	Units	Dev(Min)
Internal Standards						
1) 1,4-Dichlorobenzene-d4	3.804	152	283365	40.000	ng	0.00
23) Naphthalene-d8	4.835	136	958368	40.000	ng	0.00
41) Acenaphthene-d10	6.357	164	540953	40.000	ng	0.00
65) Phenanthrene-d10	7.645	188	983856	40.000	ng	0.00
81) Chrysene-d12	10.684	240	1017554	40.000	ng	-0.01
88) Perylene-d12	14.007	264	1056064	40.000	ng	-0.02
System Monitoring Compounds						
5) % 2-Fluorophenol	2.911	112	32322	3.301	ng	0.00
Spiked Amount 75.000	Range 30 - 130		Recovery =	4.40%#		
6) % Phenol-d5	3.520	99	37879	3.397	ng	0.00
Spiked Amount 75.000	Range 30 - 130		Recovery =	4.53%#		
21) % Nitrobenzene-d5	4.258	82	26686	3.546	ng	0.00
Spiked Amount 50.000	Range 30 - 130		Recovery =	7.10%#		
44) % 2-Fluorobiphenyl	5.759	172	78091	4.143	ng	0.00
Spiked Amount 50.000	Range 30 - 130		Recovery =	8.28%#		
66) % 2,4,6-Tribromophenol	7.052	62	2623	3.127	ng	0.00
Spiked Amount 75.000	Range 30 - 130		Recovery =	4.17%#		
80) % Terphenyl-d14	9.151	244	88531	3.674	ng	0.00
Spiked Amount 50.000			Recovery =	7.34%		
Target Compounds						Qvalue
2) N-Nitrosodimethylamine	2.196	74	19737	3.229	ng	96
3) Pyridine	2.212	79	35817	3.373	ng	99
7) Phenol	3.531	94	40277	3.684	ng	98
8) Bis(2-chloroethyl)ether	3.606	93	28936	3.634	ng	97
9) Aniline	3.579	93	39986	2.959	ng	98
10) 2-Chlorophenol	3.665	128	35917	3.717	ng	98
11) 1,3-Dichlorobenzene	3.777	146	42679	3.713	ng	99
12) 1,4-Dichlorobenzene	3.814	146	38872	3.732	ng	96
14) 1,2-Dichlorobenzene	3.964	146	38438	3.676	ng	99
15) 2-Methylphenol (o-cresol)	3.991	107	24450	3.730	ng	98
16) Bis(2-chloroisopropyl)...	4.023	45	21488	3.435	ng	95
17) N-Nitrosodi-n-propylamine	4.129	70	16442	3.551	ng	99
18) 3&4-Methylphenol (m&p-...	4.097	107	35163	3.594	ng	98
19) Acetophenone	4.124	105	42490	3.739	ng	99
20) Hexachloroethane	4.204	117	11929	3.575	ng	96
22) Nitrobenzene	4.268	77	26325	3.811	ng	95
24) Isophorone	4.445	82	47291	3.700	ng	98
25) 2-Nitrophenol	4.530	81	4055	3.847	ng	95
26) 2,4-Dimethylphenol	4.535	107	25905	4.139	ng	99
27) Bis(2-chloroethoxy)met...	4.621	93	29420	3.794	ng	96
28) Benzoic Acid	4.573	105	20319	3.252	ng	96
29) 2,4-Dichlorophenol	4.712	162	29079	3.914	ng	97
30) 1,2,4-Trichlorobenzene	4.792	180	33386	4.004	ng	100
33) Naphthalene	4.851	128	89337	4.235	ng	97
34) 4-Chloroaniline	4.904	65	5891	3.337	ng	97
36) Hexachlorobutadiene	4.990	225	16970	3.608	ng	99
37) 4-Chloro-3-methylphenol	5.294	107	22970	3.622	ng	96
38) 2-Methylnaphthalene	5.433	142	68259	3.855	ng	98
39) Hexachlorocyclopentadiene	5.625	237	20607	3.386	ng	99
40) 1,2,4,5-Tetrachloroben...	5.615	216	37749	3.857	ng	99
42) 2,4,6-Trichlorophenol	5.695	196	21425	3.746	ng	100
43) 2,4,5-Trichlorophenol	5.727	196	21310	3.674	ng	96
45) 2-Chloronaphthalene	5.855	162	60982	4.146	ng	99
46) 4-Nitroaniline	5.967	65	11319	3.721	ng	87
48) Dimethylphthalate	6.133	163	67967	3.610	ng	99
49) 2,6-Dinitrotoluene	6.208	165	13669	3.070	ng	84
50) Acenaphthylene	6.224	152	99340	4.063	ng	99
51) 3-Nitroaniline	6.330	138	15205	3.918	ng	93
52) Acenaphthene	6.384	154	54730	3.911	ng	99
53) 2,4-Dinitrophenol	6.411	184	6438	2.300	ng	98

Quantitation Report (QT Reviewed)

Data Path : H:\SV2017\CHEM25\07JUL\20\
Data File : 0720_08.D
Acq On : 20 Jul 2017 9:46 am
Operator :
Client ID : ICAL 3.5
Lab ID : 3.5PPM 8270;MIX A
ALS Vial : 8 Sample Multiplier: 1

Quant Time: Jul 20 10:07:18 2017
Quant Method : H:\SV2017\CHEM25\METHODS\SPLIT_0720.M
Quant Title : Semivolatiles by GC/MS - EPA Method 625/8270
QLast Update : Thu Jul 20 09:46:27 2017
Response via : Initial Calibration

Compound	R.T.	QIon	Response	Conc	Units	Dev(Min)
54) Dibenzofuran	6.523	168	87230	3.835	ng	99
55) 2,4-Dinitrotoluene	6.544	165	18187	3.285	ng	95
56) 4-Nitrophenol	6.448	65	6893	3.357	ng	95
58) Diethyl phthalate	6.742	149	56675	3.465	ng	99
59) Fluorene	6.822	166	71787	4.086	ng	99
60) 4-Chlorophenyl phenyl ...	6.811	204	34938	3.574	ng	96
61) 2-Nitroaniline	6.865	108	7109	5.418	ng	93
62) 4,6-Dinitro-2-methylph...	6.897	198	10927	2.807	ng	96
63) N-Nitrosodiphenylamine	6.918	169	51251	3.945	ng	99
64) Azobenzene	6.945	77	44433	3.672	ng	99
67) 4-Bromophenyl phenyl e...	7.239	248	24557	3.547	ng	96
68) Hexachlorobenzene	7.378	142	6603	3.753	ng	92
69) Pentachlorophenol	7.527	266	16194	3.234	ng	95
70) Pentachloronitrobenzene	7.602	214	5247	3.422	ng	97
72) Phenanthrene	7.666	178	95468	3.842	ng	99
73) Anthracene	7.703	178	95740	3.848	ng	100
74) Carbazole	7.842	167	94365	3.817	ng	99
75) Di-n-butylphthalate	8.157	149	89689	3.108	ng	99
77) Fluoranthene	8.750	202	122926	3.692	ng	99
79) Pyrene	8.991	202	124880	3.881	ng	100
82) Benzyl butyl phthalate	9.798	149	38210	2.932	ng	96
83) Bis(2-ethylhexyl)phtha...	10.764	149	43040	2.928	ng	97
84) Benz(a)anthracene	10.652	228	119066	3.706	ng	99
85) Chrysene	10.727	228	97059	3.686	ng	98
86) Di-n-octylphthalate	12.089	149	72964	2.361	ng	98
87) 3,3'-dichlorobenzidine	10.636	252	32789	3.888	ng	99
89) Benzo(b)fluoranthene	12.982	252	114602	3.534	ng	99
90) Benzo(k)fluoranthene	13.040	252	114734	4.047	ng	98
91) Benzo(a)pyrene	13.831	252	108356	3.499	ng	99
92) Indeno(1,2,3-cd)pyrene	16.481	276	93646	3.118	ng	99
93) Dibenz(a,h)anthracene	16.529	278	103314	3.579	ng	99
94) Benzo(ghi)perylene	16.876	276	112103	3.749	ng	99

(#)out of range (m)manual integration reviewed by analyst (+)signals summed

Quantitation Report (QT Reviewed)

Data Path : H:\SV2017\CHEM25\07JUL\20\
Data File : 0720_08.D
Acq On : 20 Jul 2017 9:46 am
Operator :
Client ID : ICAL 3.5
Lab ID : 3.5PPM 8270;MIX A
ALS Vial : 8 Sample Multiplier: 1

Quant Time: Jul 20 10:07:18 2017
Quant Method : H:\SV2017\CHEM25\METHODS\SPLIT_0720.M
Quant Title : Semivolatiles by GC/MS - EPA Method 625/8270
QLast Update : Thu Jul 20 09:46:27 2017
Response via : Initial Calibration

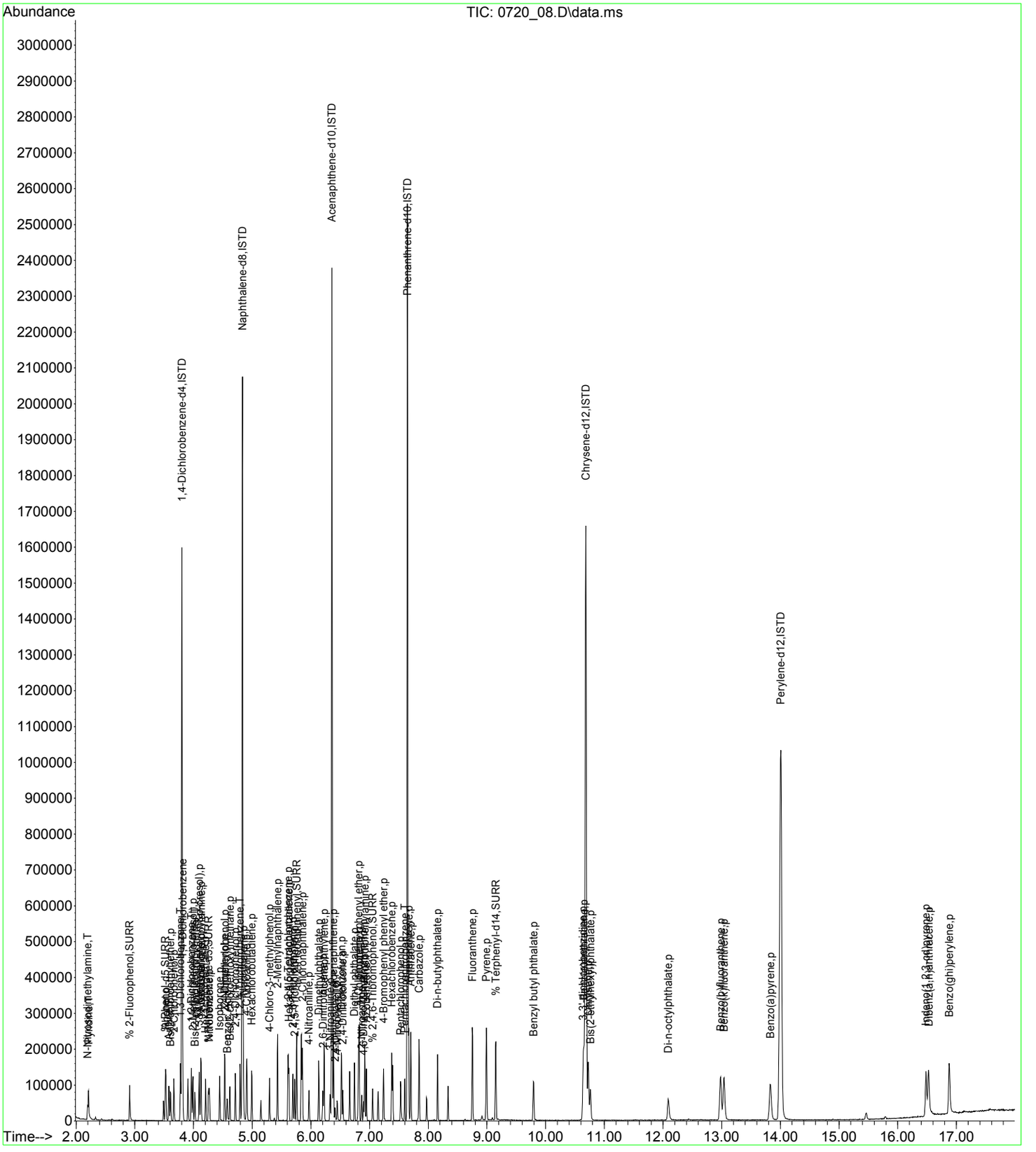

Quantitation Report (QT Reviewed)

Data Path : H:\SV2017\CHEM25\07JUL\20\
Data File : 0720_09.D
Acq On : 20 Jul 2017 10:08 am
Operator :
Client ID : ICAL 1
Lab ID : 1.0PPM 8270;MIX A
ALS Vial : 9 Sample Multiplier: 1

Quant Time: Jul 20 10:29:52 2017
Quant Method : H:\SV2017\CHEM25\METHODS\SPLIT_0720.M
Quant Title : Semivolatiles by GC/MS - EPA Method 625/8270
QLast Update : Thu Jul 20 10:07:33 2017
Response via : Initial Calibration

Compound	R.T.	QIon	Response	Conc	Units	Dev(Min)
Internal Standards						
1) 1,4-Dichlorobenzene-d4	3.804	152	336194	40.000	ng	0.00
23) Naphthalene-d8	4.835	136	1163619	40.000	ng	0.00
41) Acenaphthene-d10	6.357	164	695688	40.000	ng	0.00
65) Phenanthrene-d10	7.645	188	1258499	40.000	ng	0.00
81) Chrysene-d12	10.684	240	1358968	40.000	ng	-0.01
88) Perylene-d12	14.013	264	1436841	40.000	ng	-0.01
System Monitoring Compounds						
5) % 2-Fluorophenol	2.911	112	9938	0.862	ng	0.00
Spiked Amount 75.000	Range 30 - 130		Recovery =	1.15%#		
6) % Phenol-d5	3.520	99	10901	0.828	ng	0.00
Spiked Amount 75.000	Range 30 - 130		Recovery =	1.11%#		
21) % Nitrobenzene-d5	4.252	82	8528	0.953	ng	0.00
Spiked Amount 50.000	Range 30 - 130		Recovery =	1.90%#		
44) % 2-Fluorobiphenyl	5.759	172	27425	1.103	ng	0.00
Spiked Amount 50.000	Range 30 - 130		Recovery =	2.20%#		
66) % 2,4,6-Tribromophenol	7.052	62	987	0.934	ng	0.00
Spiked Amount 75.000	Range 30 - 130		Recovery =	1.24%#		
80) % Terphenyl-d14	9.151	244	33004	1.063	ng	0.00
Spiked Amount 50.000			Recovery =	2.12%		
Target Compounds						Qvalue
2) N-Nitrosodimethylamine	2.196	74	6027	0.840	ng	98
3) Pyridine	2.212	79	11144	0.889	ng	97
7) Phenol	3.531	94	12701	0.972	ng	100
8) Bis(2-chloroethyl)ether	3.606	93	9134	0.962	ng	94
9) Aniline	3.579	93	11224	0.716	ng	96
10) 2-Chlorophenol	3.665	128	11576	1.001	ng	98
11) 1,3-Dichlorobenzene	3.777	146	13305	0.967	ng	97
12) 1,4-Dichlorobenzene	3.814	146	12343	0.989	ng	84
14) 1,2-Dichlorobenzene	3.964	146	12680	1.015	ng	97
15) 2-Methylphenol (o-cresol)	3.985	107	7693	0.980	ng	98
16) Bis(2-chloroisopropyl)...	4.023	45	7568	1.023	ng	99
17) N-Nitrosodi-n-propylamine	4.130	70	5252	0.954	ng	93
18) 3&4-Methylphenol (m&p-...	4.097	107	11217	0.963	ng	98
19) Acetophenone	4.124	105	13530	0.994	ng	96
20) Hexachloroethane	4.204	117	3748	0.944	ng	94
22) Nitrobenzene	4.268	77	8310	1.001	ng	94
24) Isophorone	4.445	82	15883	1.015	ng	98
25) 2-Nitrophenol	4.530	81	1358	1.046	ng	94
26) 2,4-Dimethylphenol	4.535	107	8869	1.137	ng	97
27) Bis(2-chloroethoxy)met...	4.621	93	10196	1.070	ng	96
28) Benzoic Acid	4.568	105	6118	0.815	ng	95
29) 2,4-Dichlorophenol	4.712	162	9478	1.033	ng	97
30) 1,2,4-Trichlorobenzene	4.792	180	11499	1.113	ng	97
33) Naphthalene	4.851	128	28664	1.087	ng	86
34) 4-Chloroaniline	4.904	65	1844	0.866	ng	97
36) Hexachlorobutadiene	4.995	225	6289	1.096	ng	94
37) 4-Chloro-3-methylphenol	5.294	107	7233	0.935	ng	99
38) 2-Methylnaphthalene	5.433	142	23325	1.069	ng	99
39) Hexachlorocyclopentadiene	5.625	237	6805	0.925	ng	99
40) 1,2,4,5-Tetrachloroben...	5.609	216	12882	1.068	ng	98
42) 2,4,6-Trichlorophenol	5.695	196	7069	0.951	ng	97
43) 2,4,5-Trichlorophenol	5.721	196	7223	0.962	ng	97
45) 2-Chloronaphthalene	5.855	162	21393	1.102	ng	98
46) 4-Nitroaniline	5.967	65	3246	0.822	ng	96
48) Dimethylphthalate	6.133	163	23877	0.982	ng	99
49) 2,6-Dinitrotoluene	6.208	165	4483	0.797	ng	84
50) Acenaphthylene	6.224	152	33754	1.049	ng	97
51) 3-Nitroaniline	6.325	138	4856	0.957	ng	97
52) Acenaphthene	6.384	154	17765	0.971	ng	97
53) 2,4-Dinitrophenol	6.411	184	1595	0.466	ng	82

Quantitation Report (QT Reviewed)

Data Path : H:\SV2017\CHEM25\07JUL\20\
Data File : 0720_09.D
Acq On : 20 Jul 2017 10:08 am
Operator :
Client ID : ICAL 1
Lab ID : 1.0PPM 8270;MIX A
ALS Vial : 9 Sample Multiplier: 1

Quant Time: Jul 20 10:29:52 2017
Quant Method : H:\SV2017\CHEM25\METHODS\SPLIT_0720.M
Quant Title : Semivolatiles by GC/MS - EPA Method 625/8270
QLast Update : Thu Jul 20 10:07:33 2017
Response via : Initial Calibration

Compound	R.T.	QIon	Response	Conc	Units		Dev(Min)
54) Dibenzofuran	6.517	168	29747	1.003	ng		99
55) 2,4-Dinitrotoluene	6.544	165	5308	0.752	ng		91
56) 4-Nitrophenol	6.448	65	2152	0.820	ng	#	82
58) Diethyl phthalate	6.742	149	21348	1.016	ng		99
59) Fluorene	6.822	166	25012	1.081	ng		98
60) 4-Chlorophenyl phenyl ...	6.811	204	13165	1.044	ng		97
61) 2-Nitroaniline	6.865	108	2338	1.285	ng		88
62) 4,6-Dinitro-2-methylph...	6.897	198	3019	0.603	ng		92
63) N-Nitrosodiphenylamine	6.918	169	17736	1.043	ng		98
64) Azobenzene	6.945	77	15936	1.017	ng		99
67) 4-Bromophenyl phenyl e...	7.239	248	8355	0.942	ng		97
68) Hexachlorobenzene	7.378	142	2315	1.018	ng		99
69) Pentachlorophenol	7.527	266	5440	0.849	ng		94
70) Pentachloronitrobenzene	7.597	214	1560	0.798	ng		87
72) Phenanthrene	7.666	178	34913	1.083	ng		97
73) Anthracene	7.703	178	33065	1.024	ng		99
74) Carbazole	7.842	167	32614	1.018	ng		99
75) Di-n-butylphthalate	8.158	149	33054	0.910	ng		99
77) Fluoranthene	8.751	202	43667	1.017	ng		98
79) Pyrene	8.991	202	44224	1.058	ng		99
82) Benzyl butyl phthalate	9.792	149	14457	0.850	ng		97
83) Bis(2-ethylhexyl)phtha...	10.765	149	15894	0.829	ng		99
84) Benz(a)anthracene	10.647	228	45829	1.059	ng		98
85) Chrysene	10.727	228	36223	1.022	ng		98
86) Di-n-octylphthalate	12.095	149	25648	0.652	ng		97
87) 3,3'-dichlorobenzidine	10.636	252	10298	0.900	ng		98
89) Benzo(b)fluoranthene	12.982	252	43785	0.991	ng		97
90) Benzo(k)fluoranthene	13.040	252	43538	1.104	ng		98
91) Benzo(a)pyrene	13.826	252	39311	0.933	ng		97
92) Indeno(1,2,3-cd)pyrene	16.481	276	34829m	0.866	ng		
93) Dibenz(a,h)anthracene	16.523	278	36678	0.931	ng		97
94) Benzo(ghi)perylene	16.876	276	40322	0.981	ng		99

(#)out of range (m)manual integration reviewed by analyst (+)signals summed

Quantitation Report (QT Reviewed)

Data Path : H:\SV2017\CHEM25\07JUL\20\
Data File : 0720_09.D
Acq On : 20 Jul 2017 10:08 am
Operator :
Client ID : ICAL 1
Lab ID : 1.0PPM 8270;MIX A
ALS Vial : 9 Sample Multiplier: 1

Quant Time: Jul 20 10:29:52 2017
Quant Method : H:\SV2017\CHEM25\METHODS\SPLIT_0720.M
Quant Title : Semivolatiles by GC/MS - EPA Method 625/8270
QLast Update : Thu Jul 20 10:07:33 2017
Response via : Initial Calibration



Quantitation Report (QT Reviewed)

Data Path : H:\SV2017\CHEM25\07JUL\20\
Data File : 0720_10.D
Acq On : 20 Jul 2017 10:31 am
Operator :
Client ID : ICAL 30
Lab ID : 30PPM BENZIDINE
ALS Vial : 10 Sample Multiplier: 1

Quant Time: Jul 20 10:50:42 2017
Quant Method : H:\SV2017\CHEM25\METHODS\SPLIT_0720.M
Quant Title : Semivolatiles by GC/MS - EPA Method 625/8270
QLast Update : Thu Jul 20 10:50:37 2017
Response via : Initial Calibration

Compound	R.T.	QIon	Response	Conc	Units	Dev(Min)
Internal Standards						
1) 1,4-Dichlorobenzene-d4	3.804	152	578271	40.000	ng	0.00
23) Naphthalene-d8	4.835	136	2010199	40.000	ng	0.00
41) Acenaphthene-d10	6.357	164	1208015	40.000	ng	0.00
65) Phenanthrene-d10	7.650	188	2170160	40.000	ng	0.00
81) Chrysene-d12	10.690	240	2318222	40.000	ng	0.00
88) Perylene-d12	14.029	264	2447833	40.000	ng	0.00
System Monitoring Compounds						
5) % 2-Fluorophenol	0.000	112	0	0.000	ng	
Spiked Amount 75.000	Range 30 - 130		Recovery =	0.00%#		
6) % Phenol-d5	0.000	99	0	0.000	ng	
Spiked Amount 75.000	Range 30 - 130		Recovery =	0.00%#		
21) % Nitrobenzene-d5	4.279	82	190	0.012	ng	0.02
Spiked Amount 50.000	Range 30 - 130		Recovery =	0.02%#		
44) % 2-Fluorobiphenyl	5.754	172	92	0.002	ng	0.00
Spiked Amount 50.000	Range 30 - 130		Recovery =	0.00%#		
66) % 2,4,6-Tribromophenol	0.000	62	0	0.000	ng	
Spiked Amount 75.000	Range 30 - 130		Recovery =	0.00%#		
80) % Terphenyl-d14	9.151	244	695	0.013	ng	0.00
Spiked Amount 50.000			Recovery =	0.02%		
Target Compounds						Qvalue
78) Benzidine	8.884	184	1526737	30.000	ng	95

(#)out of range (m)manual integration reviewed by analyst (+)signals summed

Quantitation Report (QT Reviewed)

Data Path : H:\SV2017\CHEM25\07JUL\20\
Data File : 0720_10.D
Acq On : 20 Jul 2017 10:31 am
Operator :
Client ID : ICAL 30
Lab ID : 30PPM BENZIDINE
ALS Vial : 10 Sample Multiplier: 1

Quant Time: Jul 20 10:50:42 2017
Quant Method : H:\SV2017\CHEM25\METHODS\SPLIT_0720.M
Quant Title : Semivolatiles by GC/MS - EPA Method 625/8270
QLast Update : Thu Jul 20 10:50:37 2017
Response via : Initial Calibration



Quantitation Report (QT Reviewed)

Data Path : H:\SV2017\CHEM25\07JUL\20\
Data File : 0720_11.D
Acq On : 20 Jul 2017 10:54 am
Operator :
Client ID : ICAL 100
Lab ID : 100PPM BENZIDINE
ALS Vial : 11 Sample Multiplier: 1

Quant Time: Jul 20 11:15:41 2017
Quant Method : H:\SV2017\CHEM25\METHODS\SPLIT_0720.M
Quant Title : Semivolatiles by GC/MS - EPA Method 625/8270
QLast Update : Thu Jul 20 10:50:37 2017
Response via : Initial Calibration

Compound	R.T.	QIon	Response	Conc	Units	Dev(Min)
Internal Standards						
1) 1,4-Dichlorobenzene-d4	3.804	152	515408	40.000	ng	0.00
23) Naphthalene-d8	4.835	136	1771142	40.000	ng	0.00
41) Acenaphthene-d10	6.357	164	1065208	40.000	ng	0.00
65) Phenanthrene-d10	7.650	188	1931337	40.000	ng	0.00
81) Chrysene-d12	10.690	240	2062812	40.000	ng	0.00
88) Perylene-d12	14.023	264	2208387	40.000	ng	0.00
System Monitoring Compounds						
5) % 2-Fluorophenol	0.000	112	0	0.000	ng	
Spiked Amount 75.000	Range 30 - 130		Recovery =	0.00%#		
6) % Phenol-d5	0.000	99	0	0.000	ng	
Spiked Amount 75.000	Range 30 - 130		Recovery =	0.00%#		
21) % Nitrobenzene-d5	4.279	82	226	0.017	ng	0.02
Spiked Amount 50.000	Range 30 - 130		Recovery =	0.04%#		
44) % 2-Fluorobiphenyl	0.000	172	0	0.000	ng	
Spiked Amount 50.000	Range 30 - 130		Recovery =	0.00%#		
66) % 2,4,6-Tribromophenol	0.000	62	0	0.000	ng	
Spiked Amount 75.000	Range 30 - 130		Recovery =	0.00%#		
80) % Terphenyl-d14	9.146	244	513	0.011	ng	-0.01
Spiked Amount 50.000			Recovery =	0.02%		
Target Compounds						Qvalue
78) Benzidine	8.895	184	3952599	87.272	ng	96

(#)out of range (m)manual integration reviewed by analyst (+)signals summed

Quantitation Report (QT Reviewed)

Data Path : H:\SV2017\CHEM25\07JUL\20\
Data File : 0720_11.D
Acq On : 20 Jul 2017 10:54 am
Operator :
Client ID : ICAL 100
Lab ID : 100PPM BENZIDINE
ALS Vial : 11 Sample Multiplier: 1

Quant Time: Jul 20 11:15:41 2017
Quant Method : H:\SV2017\CHEM25\METHODS\SPLIT_0720.M
Quant Title : Semivolatiles by GC/MS - EPA Method 625/8270
QLast Update : Thu Jul 20 10:50:37 2017
Response via : Initial Calibration



Quantitation Report (QT Reviewed)

Data Path : H:\SV2017\CHEM25\07JUL\20\
Data File : 0720_12.D
Acq On : 20 Jul 2017 11:16 am
Operator :
Client ID : ICAL 70
Lab ID : 70PPM BENZIDINE
ALS Vial : 12 Sample Multiplier: 1

Quant Time: Jul 20 11:47:29 2017
Quant Method : H:\SV2017\CHEM25\METHODS\SPLIT_0720.M
Quant Title : Semivolatiles by GC/MS - EPA Method 625/8270
QLast Update : Thu Jul 20 11:15:54 2017
Response via : Initial Calibration

Compound	R.T.	QIon	Response	Conc	Units	Dev(Min)
Internal Standards						
1) 1,4-Dichlorobenzene-d4	3.804	152	488415	40.000	ng	0.00
23) Naphthalene-d8	4.835	136	1672152	40.000	ng	0.00
41) Acenaphthene-d10	6.357	164	1010837	40.000	ng	0.00
65) Phenanthrene-d10	7.650	188	1832651	40.000	ng	0.00
81) Chrysene-d12	10.690	240	1991495	40.000	ng	0.00
88) Perylene-d12	14.023	264	2114257	40.000	ng	0.00
System Monitoring Compounds						
5) % 2-Fluorophenol	0.000	112	0	0.000	ng	
Spiked Amount 75.000	Range 30 - 130		Recovery =	0.00%#		
6) % Phenol-d5	0.000	99	0	0.000	ng	
Spiked Amount 75.000	Range 30 - 130		Recovery =	0.00%#		
21) % Nitrobenzene-d5	4.279	82	233	0.018	ng	0.02
Spiked Amount 50.000	Range 30 - 130		Recovery =	0.04%#		
44) % 2-Fluorobiphenyl	5.759	172	54	0.001	ng	0.00
Spiked Amount 50.000	Range 30 - 130		Recovery =	0.00%#		
66) % 2,4,6-Tribromophenol	0.000	62	0	0.000	ng	
Spiked Amount 75.000	Range 30 - 130		Recovery =	0.00%#		
80) % Terphenyl-d14	9.151	244	357	0.008	ng	0.00
Spiked Amount 50.000			Recovery =	0.02%		
Target Compounds						Qvalue
78) Benzidine	8.889	184	2810812	69.849	ng	96

(#)out of range (m)manual integration reviewed by analyst (+)signals summed

Quantitation Report (QT Reviewed)

Data Path : H:\SV2017\CHEM25\07JUL\20\
Data File : 0720_12.D
Acq On : 20 Jul 2017 11:16 am
Operator :
Client ID : ICAL 70
Lab ID : 70PPM BENZIDINE
ALS Vial : 12 Sample Multiplier: 1

Quant Time: Jul 20 11:47:29 2017
Quant Method : H:\SV2017\CHEM25\METHODS\SPLIT_0720.M
Quant Title : Semivolatiles by GC/MS - EPA Method 625/8270
QLast Update : Thu Jul 20 11:15:54 2017
Response via : Initial Calibration



Quantitation Report (QT Reviewed)

Data Path : H:\SV2017\CHEM25\07JUL\20\
Data File : 0720_13.D
Acq On : 20 Jul 2017 11:39 am
Operator :
Client ID : ICAL 50
Lab ID : 50PPM BENZIDINE
ALS Vial : 13 Sample Multiplier: 1

Quant Time: Jul 20 12:54:20 2017
Quant Method : H:\SV2017\CHEM25\METHODS\SPLIT_0720.M
Quant Title : Semivolatiles by GC/MS - EPA Method 625/8270
QLast Update : Thu Jul 20 11:48:20 2017
Response via : Initial Calibration

Compound	R.T.	QIon	Response	Conc	Units	Dev(Min)
Internal Standards						
1) 1,4-Dichlorobenzene-d4	3.804	152	517293	40.000	ng	0.00
23) Naphthalene-d8	4.835	136	1792044	40.000	ng	0.00
41) Acenaphthene-d10	6.357	164	1054520	40.000	ng	0.00
65) Phenanthrene-d10	7.650	188	1855457	40.000	ng	0.00
81) Chrysene-d12	10.690	240	1948894	40.000	ng	0.00
88) Perylene-d12	14.023	264	2118011	40.000	ng	0.00
System Monitoring Compounds						
5) % 2-Fluorophenol	0.000	112	0	0.000	ng	
Spiked Amount 75.000	Range 30 - 130		Recovery =	0.00%#		
6) % Phenol-d5	0.000	99	0	0.000	ng	
Spiked Amount 75.000	Range 30 - 130		Recovery =	0.00%#		
21) % Nitrobenzene-d5	4.279	82	511	0.037	ng	0.02
Spiked Amount 50.000	Range 30 - 130		Recovery =	0.08%#		
44) % 2-Fluorobiphenyl	0.000	172	0	0.000	ng	
Spiked Amount 50.000	Range 30 - 130		Recovery =	0.00%#		
66) % 2,4,6-Tribromophenol	0.000	62	0	0.000	ng	
Spiked Amount 75.000	Range 30 - 130		Recovery =	0.00%#		
80) % Terphenyl-d14	9.146	244	462	0.010	ng	-0.01
Spiked Amount 50.000			Recovery =	0.02%		
Target Compounds						Qvalue
78) Benzidine	8.889	184	2039650	50.098	ng	96

(#)out of range (m)manual integration reviewed by analyst (+)signals summed

Quantitation Report (QT Reviewed)

Data Path : H:\SV2017\CHEM25\07JUL\20\
Data File : 0720_13.D
Acq On : 20 Jul 2017 11:39 am
Operator :
Client ID : ICAL 50
Lab ID : 50PPM BENZIDINE
ALS Vial : 13 Sample Multiplier: 1

Quant Time: Jul 20 12:54:20 2017
Quant Method : H:\SV2017\CHEM25\METHODS\SPLIT_0720.M
Quant Title : Semivolatiles by GC/MS - EPA Method 625/8270
QLast Update : Thu Jul 20 11:48:20 2017
Response via : Initial Calibration



Quantitation Report (QT Reviewed)

Data Path : H:\SV2017\CHEM25\07JUL\20\
Data File : 0720_14.D
Acq On : 20 Jul 2017 12:02 pm
Operator :
Client ID : ICAL 20
Lab ID : 20PPM BENZIDINE
ALS Vial : 14 Sample Multiplier: 1

Quant Time: Jul 20 12:54:33 2017
Quant Method : H:\SV2017\CHEM25\METHODS\SPLIT_0720.M
Quant Title : Semivolatiles by GC/MS - EPA Method 625/8270
QLast Update : Thu Jul 20 12:54:28 2017
Response via : Initial Calibration

Compound	R.T.	QIon	Response	Conc	Units	Dev(Min)
Internal Standards						
1) 1,4-Dichlorobenzene-d4	3.804	152	330717	40.000	ng	0.00
23) Naphthalene-d8	4.835	136	1230070	40.000	ng	0.00
41) Acenaphthene-d10	6.357	164	782537	40.000	ng	0.00
65) Phenanthrene-d10	7.645	188	1480068	40.000	ng	0.00
81) Chrysene-d12	10.684	240	1599404	40.000	ng	-0.01
88) Perylene-d12	14.013	264	1671312	40.000	ng	-0.01
System Monitoring Compounds						
5) % 2-Fluorophenol	0.000	112	0	0.000	ng	
Spiked Amount 75.000	Range 30 - 130		Recovery =	0.00%#		
6) % Phenol-d5	0.000	99	0	0.000	ng	
Spiked Amount 75.000	Range 30 - 130		Recovery =	0.00%#		
21) % Nitrobenzene-d5	4.284	82	252	0.029	ng	0.03
Spiked Amount 50.000	Range 30 - 130		Recovery =	0.06%#		
44) % 2-Fluorobiphenyl	0.000	172	0	0.000	ng	
Spiked Amount 50.000	Range 30 - 130		Recovery =	0.00%#		
66) % 2,4,6-Tribromophenol	0.000	62	0	0.000	ng	
Spiked Amount 75.000	Range 30 - 130		Recovery =	0.00%#		
80) % Terphenyl-d14	9.146	244	202	0.005	ng	-0.01
Spiked Amount 50.000			Recovery =	0.02%		
Target Compounds						Qvalue
78) Benzidine	8.884	184	686433	21.126	ng	95

(#)out of range (m)manual integration reviewed by analyst (+)signals summed

Quantitation Report (QT Reviewed)

Data Path : H:\SV2017\CHEM25\07JUL\20\
Data File : 0720_14.D
Acq On : 20 Jul 2017 12:02 pm
Operator :
Client ID : ICAL 20
Lab ID : 20PPM BENZIDINE
ALS Vial : 14 Sample Multiplier: 1

Quant Time: Jul 20 12:54:33 2017
Quant Method : H:\SV2017\CHEM25\METHODS\SPLIT_0720.M
Quant Title : Semivolatiles by GC/MS - EPA Method 625/8270
QLast Update : Thu Jul 20 12:54:28 2017
Response via : Initial Calibration



Quantitation Report (QT Reviewed)

Data Path : H:\SV2017\CHEM25\07JUL\20\
Data File : 0720_15.D
Acq On : 20 Jul 2017 12:24 pm
Operator :
Client ID : ICAL 10
Lab ID : 10PPM BENZIDINE
ALS Vial : 15 Sample Multiplier: 1

Quant Time: Jul 20 12:54:46 2017
Quant Method : H:\SV2017\CHEM25\METHODS\SPLIT_0720.M
Quant Title : Semivolatiles by GC/MS - EPA Method 625/8270
QLast Update : Thu Jul 20 12:54:41 2017
Response via : Initial Calibration

Compound	R.T.	QIon	Response	Conc	Units	Dev(Min)
Internal Standards						
1) 1,4-Dichlorobenzene-d4	3.804	152	525516	40.000	ng	0.00
23) Naphthalene-d8	4.835	136	1778920	40.000	ng	0.00
41) Acenaphthene-d10	6.357	164	1074872	40.000	ng	0.00
65) Phenanthrene-d10	7.645	188	1923705	40.000	ng	0.00
81) Chrysene-d12	10.690	240	2061394	40.000	ng	0.00
88) Perylene-d12	14.023	264	2222477	40.000	ng	0.00
System Monitoring Compounds						
5) % 2-Fluorophenol	0.000	112	0	0.000	ng	
Spiked Amount 75.000	Range 30 - 130		Recovery =	0.00%#		
6) % Phenol-d5	0.000	99	0	0.000	ng	
Spiked Amount 75.000	Range 30 - 130		Recovery =	0.00%#		
21) % Nitrobenzene-d5	4.279	82	352	0.025	ng	0.02
Spiked Amount 50.000	Range 30 - 130		Recovery =	0.06%#		
44) % 2-Fluorobiphenyl	0.000	172	0	0.000	ng	
Spiked Amount 50.000	Range 30 - 130		Recovery =	0.00%#		
66) % 2,4,6-Tribromophenol	0.000	62	0	0.000	ng	
Spiked Amount 75.000	Range 30 - 130		Recovery =	0.00%#		
80) % Terphenyl-d14	9.146	244	324	0.007	ng	-0.01
Spiked Amount 50.000			Recovery =	0.02%		
Target Compounds						Qvalue
78) Benzidine	8.879	184	429536	10.058	ng	95

(#)out of range (m)manual integration reviewed by analyst (+)signals summed

Quantitation Report (QT Reviewed)

Data Path : H:\SV2017\CHEM25\07JUL\20\
Data File : 0720_15.D
Acq On : 20 Jul 2017 12:24 pm
Operator :
Client ID : ICAL 10
Lab ID : 10PPM BENZIDINE
ALS Vial : 15 Sample Multiplier: 1

Quant Time: Jul 20 12:54:46 2017
Quant Method : H:\SV2017\CHEM25\METHODS\SPLIT_0720.M
Quant Title : Semivolatiles by GC/MS - EPA Method 625/8270
QLast Update : Thu Jul 20 12:54:41 2017
Response via : Initial Calibration



Quantitation Report (QT Reviewed)

Data Path : H:\SV2017\CHEM25\07JUL\20\
Data File : 0720_16.D
Acq On : 20 Jul 2017 12:47 pm
Operator :
Client ID : ICAL 3.5
Lab ID : 3.5PPM BENZIDINE
ALS Vial : 16 Sample Multiplier: 1

Quant Time: Jul 20 13:13:41 2017
Quant Method : H:\SV2017\CHEM25\METHODS\SPLIT_0720.M
Quant Title : Semivolatiles by GC/MS - EPA Method 625/8270
QLast Update : Thu Jul 20 12:55:01 2017
Response via : Initial Calibration

Compound	R.T.	QIon	Response	Conc	Units	Dev(Min)
Internal Standards						
1) 1,4-Dichlorobenzene-d4	3.804	152	477395	40.000	ng	0.00
23) Naphthalene-d8	4.835	136	1656489	40.000	ng	0.00
41) Acenaphthene-d10	6.357	164	1003350	40.000	ng	0.00
65) Phenanthrene-d10	7.645	188	1799107	40.000	ng	0.00
81) Chrysene-d12	10.690	240	1978707	40.000	ng	0.00
88) Perylene-d12	14.018	264	2147842	40.000	ng	0.00
System Monitoring Compounds						
5) % 2-Fluorophenol	0.000	112	0	0.000	ng	
Spiked Amount 75.000	Range 30 - 130		Recovery =	0.00%#		
6) % Phenol-d5	0.000	99	0	0.000	ng	
Spiked Amount 75.000	Range 30 - 130		Recovery =	0.00%#		
21) % Nitrobenzene-d5	4.279	82	203	0.016	ng	0.02
Spiked Amount 50.000	Range 30 - 130		Recovery =	0.04%#		
44) % 2-Fluorobiphenyl	0.000	172	0	0.000	ng	
Spiked Amount 50.000	Range 30 - 130		Recovery =	0.00%#		
66) % 2,4,6-Tribromophenol	0.000	62	0	0.000	ng	
Spiked Amount 75.000	Range 30 - 130		Recovery =	0.00%#		
80) % Terphenyl-d14	9.146	244	298	0.007	ng	-0.01
Spiked Amount 50.000			Recovery =	0.02%		
Target Compounds						Qvalue
78) Benzidine	8.879	184	141316	3.535	ng	96

(#)out of range (m)manual integration reviewed by analyst (+)signals summed

Quantitation Report (QT Reviewed)

Data Path : H:\SV2017\CHEM25\07JUL\20\
Data File : 0720_16.D
Acq On : 20 Jul 2017 12:47 pm
Operator :
Client ID : ICAL 3.5
Lab ID : 3.5PPM BENZIDINE
ALS Vial : 16 Sample Multiplier: 1

Quant Time: Jul 20 13:13:41 2017
Quant Method : H:\SV2017\CHEM25\METHODS\SPLIT_0720.M
Quant Title : Semivolatiles by GC/MS - EPA Method 625/8270
QLast Update : Thu Jul 20 12:55:01 2017
Response via : Initial Calibration



Quantitation Report (QT Reviewed)

Data Path : H:\SV2017\CHEM25\07JUL\20\
Data File : 0720_17.D
Acq On : 20 Jul 2017 1:10 pm
Operator :
Client ID : ICAL 1
Lab ID : 1.0PPM BENZIDINE
ALS Vial : 17 Sample Multiplier: 1

Quant Time: Jul 20 13:29:57 2017
Quant Method : H:\SV2017\CHEM25\METHODS\SPLIT_0720.M
Quant Title : Semivolatiles by GC/MS - EPA Method 625/8270
QLast Update : Thu Jul 20 13:13:56 2017
Response via : Initial Calibration

Compound	R.T.	QIon	Response	Conc	Units	Dev(Min)
Internal Standards						
1) 1,4-Dichlorobenzene-d4	3.804	152	311239	40.000	ng	0.00
23) Naphthalene-d8	4.835	136	1049870	40.000	ng	0.00
41) Acenaphthene-d10	6.357	164	598832	40.000	ng	0.00
65) Phenanthrene-d10	7.645	188	1068499	40.000	ng	0.00
81) Chrysene-d12	10.684	240	1100936	40.000	ng	-0.01
88) Perylene-d12	14.007	264	1134369	40.000	ng	-0.02
System Monitoring Compounds						
5) % 2-Fluorophenol	0.000	112	0	0.000	ng	
Spiked Amount 75.000	Range 30 - 130		Recovery =	0.00%#		
6) % Phenol-d5	0.000	99	0	0.000	ng	
Spiked Amount 75.000	Range 30 - 130		Recovery =	0.00%#		
21) % Nitrobenzene-d5	4.284	82	51	0.006	ng	0.03
Spiked Amount 50.000	Range 30 - 130		Recovery =	0.02%#		
44) % 2-Fluorobiphenyl	5.818	172	50	0.002	ng	0.06
Spiked Amount 50.000	Range 30 - 130		Recovery =	0.00%#		
66) % 2,4,6-Tribromophenol	0.000	62	0	0.000	ng	
Spiked Amount 75.000	Range 30 - 130		Recovery =	0.00%#		
80) % Terphenyl-d14	9.146	244	73	0.003	ng	-0.01
Spiked Amount 50.000			Recovery =	0.00%		
Target Compounds						Qvalue
78) Benzidine	8.879	184	16851m	0.709	ng	

(#)out of range (m)manual integration reviewed by analyst (+)signals summed

Quantitation Report (QT Reviewed)

Data Path : H:\SV2017\CHEM25\07JUL\20\
Data File : 0720_17.D
Acq On : 20 Jul 2017 1:10 pm
Operator :
Client ID : ICAL 1
Lab ID : 1.0PPM BENZIDINE
ALS Vial : 17 Sample Multiplier: 1

Quant Time: Jul 20 13:29:57 2017
Quant Method : H:\SV2017\CHEM25\METHODS\SPLIT_0720.M
Quant Title : Semivolatiles by GC/MS - EPA Method 625/8270
QLast Update : Thu Jul 20 13:13:56 2017
Response via : Initial Calibration



Quantitation Report (QT Reviewed)

Data Path : H:\SV2017\CHEM25\08AUG\01\
Data File : 0801_03.D
Acq On : 1 Aug 2017 6:41 pm
Operator :
Sample : 50PPM DFTPP;17C
Misc :
ALS Vial : 1 Sample Multiplier: 1

Quant Time: Aug 01 18:59:59 2017
Quant Method : H:\SV2017\CHEM25\METHODS\SPLIT_0720.M
Quant Title : Semivolatiles by GC/MS - EPA Method 625/8270
QLast Update : Tue Aug 01 10:59:36 2017
Response via : Initial Calibration

Compound	R.T.	QIon	Response	Conc	Units	Dev(Min)
Internal Standards						
1) 1,4-Dichlorobenzene-d4	3.177	152	324725	40.000	ng	0.00
23) Naphthalene-d8	4.192	136	1119394	40.000	ng	0.00
41) Acenaphthene-d10	5.699	164	671581	40.000	ng	0.00
65) Phenanthrene-d10	6.981	188	1137241	40.000	ng	0.00
81) Chrysene-d12	9.695	240	1282251	40.000	ng	0.06
88) Perylene-d12	12.345	264	1470817	40.000	ng	0.06
System Monitoring Compounds						
5) % 2-Fluorophenol	0.000	112	0	0.000	ng	
Spiked Amount 75.000	Range 30 - 130		Recovery =	0.00%#		
6) % Phenol-d5	0.000	99	0	0.000	ng	
Spiked Amount 75.000	Range 30 - 130		Recovery =	0.00%#		
21) % Nitrobenzene-d5	3.562	82	54	0.006	ng	-0.06
Spiked Amount 50.000	Range 30 - 130		Recovery =	0.02%#		
44) % 2-Fluorobiphenyl	0.000	172	0	0.000	ng	
Spiked Amount 50.000	Range 30 - 130		Recovery =	0.00%#		
66) % 2,4,6-Tribromophenol	0.000	62	0	0.000	ng	
Spiked Amount 75.000	Range 30 - 130		Recovery =	0.00%#		
80) % Terphenyl-d14	8.466	244	13913	0.492	ng	0.04
Spiked Amount 50.000			Recovery =	0.98%		
Target Compounds						Qvalue
68) Hexachlorobenzene	6.874	142	3218	1.563	ng	# 1
69) Pentachlorophenol	6.880	266	263143	45.468	ng	99
71) Atrazine	6.880	200	34539	5.439	ng	# 29
78) Benzidine	8.247	184	1282032	52.573	ng	94

(#)out of range (m)manual integration reviewed by analyst (+)signals summed

Quantitation Report (QT Reviewed)

Data Path : H:\SV2017\CHEM25\08AUG\01\
Data File : 0801_03.D
Acq On : 1 Aug 2017 6:41 pm
Operator :
Sample : 50PPM DFTPP;17C
Misc :
ALS Vial : 1 Sample Multiplier: 1

Quant Time: Aug 01 18:59:59 2017
Quant Method : H:\SV2017\CHEM25\METHODS\SPLIT_0720.M
Quant Title : Semivolatiles by GC/MS - EPA Method 625/8270
QLast Update : Tue Aug 01 10:59:36 2017
Response via : Initial Calibration



7B
SEMIVOLATILE CONTINUING CALIBRATION CHECK

Lab Name: Phoenix Environmental Labs Client: NETC

Lab Code: Phoenix Case No.: SAS No.: SDG No.: GBY76292

Instrument: CHEM25 Calibration Date: 08/01/17 Time: 19:03

Lab File Id: 0801_04.D Init. Calib. Date(s): 07/20/17 07/20/17

Heated Purge (Y/N): Y Init. Calib. Times: 07:30 13:10

GC Column: v factor 4 Method File: SPLIT_0720.M

COMPOUND		RRF	RRF30	RRF MIN	%D	% D LIMITS
1,4-Dichlorobenzene-d4	(IS Areas & Pct)	340448	453463	n.a.	133.2	50-200
Naphthalene-d8	(IS Areas & Pct)	1286391	1669833	n.a.	129.8	50-200
Acenaphthene-d10	(IS Areas & Pct)	749266	960717	n.a.	128.2	50-200
Phenanthrene-d10	(IS Areas & Pct)	1373936	1756909	n.a.	127.9	50-200
Chrysene-d12	(IS Areas & Pct)	1399680	1853470	n.a.	132.4	50-200
Perylene-d12	(IS Areas & Pct)	1523938	2249562	n.a.	147.6	50-200
N-Nitrosodimethylamine		0.836	0.936	0.010	-12.0	20 (40)
Pyridine		1.471	1.613	0.010	-9.7	20 (40)
Phenol		1.549	1.726	0.800	-11.4	20 (40)
Bis(2-chloroethyl)ether		1.125	1.118	0.700	0.6	20 (40)
Aniline		1.799	1.898	0.010	-5.5	20 (40)
2-Chlorophenol		1.376	1.401	0.800	-1.8	20 (40)
1,3-Dichlorobenzene		1.630	1.680	0.010	-3.1	20 (40)
1,4-Dichlorobenzene		1.482	1.488	0.010	-0.4	20 (40)
1,2-Dichlorobenzene		1.489	1.519	0.010	-2.0	20 (40)
2-Methylphenol (o-cresol)		0.932	0.947	0.700	-1.6	20 (40)
Bis(2-chloroisopropyl)ether		0.883	0.876	0.010	0.8	20 (40)
N-Nitrosodi-n-propylamine		0.651	0.638	0.500	2.0	20 (40)
3&4-Methylphenol (m&p-cresol)		1.380	1.354	0.600	1.9	20 (40)
Acetophenone		1.619	1.603	0.010	1.0	20 (40)
Hexachloroethane		0.469	0.481	0.300	-2.6	20 (40)
Nitrobenzene		0.988	0.987	0.200	0.1	20 (40)
Isophorone		0.539	0.553	0.400	-2.6	20 (40)
2-Nitrophenol		0.045	0.046	* 0.100	-2.2	20 (40)
2,4-Dimethylphenol		0.273	0.281	0.200	-2.9	20 (40)
Bis(2-chloroethoxy)methane		0.330	0.337	0.300	-2.1	20 (40)
Benzoic Acid		0.252	0.230	0.010	8.7	20 (40)
2,4-Dichlorophenol		0.317	0.329	0.200	-3.8	20 (40)
1,2,4-Trichlorobenzene		0.360	0.365	0.010	-1.4	20 (40)
Naphthalene		0.917	0.888	0.700	3.2	20 (40)
4-Chloroaniline		0.073	0.079	0.010	-8.2	20 (40)
Hexachlorobutadiene		0.200	0.210	0.010	-5.0	20 (40)
4-Chloro-3-methylphenol		0.264	0.286	0.200	-8.3	20 (40)
2-Methylnaphthalene		0.756	0.779	0.400	-3.0	20 (40)
Hexachlorocyclopentadiene		0.250	0.226	0.050	9.6	20 (40)
1,2,4,5-Tetrachlorobenzene		0.418	0.431	0.010	-3.1	20 (40)

(*) Recommended RRF not met (+) %D exceeds criteria % (#) %D exceeds (maximum) criteria
%D: 10% of target compounds are allowed to be above criteria %, but must be less than the (maximum) %D

FORM VII SV

7B
SEMIVOLATILE CONTINUING CALIBRATION CHECK

Lab Name: Phoenix Environmental Labs Client: NETC

Lab Code: Phoenix Case No.: SAS No.: SDG No.: GBY76292

Instrument: CHEM25 Calibration Date: 08/01/17 Time: 19:03

Lab File Id: 0801_04.D Init. Calib. Date(s): 07/20/17 07/20/17

Heated Purge (Y/N): Y Init. Calib. Times: 07:30 13:10

GC Column: v factor 4 Method File: SPLIT_0720.M

COMPOUND	RRF	RRF30	RRF MIN		%D	% D LIMITS
2,4,6-Trichlorophenol	0.425	0.414	0.200		2.6	20 (40)
2,4,5-Trichlorophenol	0.430	0.433	0.200		-0.7	20 (40)
2-Chloronaphthalene	1.131	1.073	0.800		5.1	20 (40)
4-Nitroaniline	0.227	0.238	0.010		-4.8	20 (40)
Dimethylphthalate	1.395	1.427	0.010		-2.3	20 (40)
2,6-Dinitrotoluene	0.323	0.314	0.200		2.8	20 (40)
Acenaphthylene	1.861	1.897	0.900		-1.9	20 (40)
3-Nitroaniline	0.292	0.305	0.010		-4.5	20 (40)
Acenaphthene	1.048	1.016	0.900		3.1	20 (40)
2,4-Dinitrophenol	0.197	0.195	0.010		1.0	20 (40)
Dibenzofuran	1.706	1.702	0.800		0.2	20 (40)
2,4-Dinitrotoluene	0.406	0.425	0.200		-4.7	20 (40)
4-Nitrophenol	0.148	0.161	0.010		-8.8	20 (40)
Diethyl phthalate	1.210	1.235	0.010		-2.1	20 (40)
Fluorene	1.344	1.319	0.900		1.9	20 (40)
4-Chlorophenyl phenyl ether	0.729	0.692	0.400		5.1	20 (40)
2-Nitroaniline	0.105	0.103	0.010		1.9	20 (40)
4,6-Dinitro-2-methylphenol	0.288	0.297	0.010		-3.1	20 (40)
N-Nitrosodiphenylamine	0.983	0.982	0.010		0.1	20 (40)
Azobenzene	0.903	0.937	0.010		-3.8	20 (40)
4-Bromophenyl phenyl ether	0.280	0.295	0.100		-5.4	20 (40)
Hexachlorobenzene	0.072	0.075	* 0.100		-4.2	20 (40)
Pentachlorophenol	0.204	0.172	0.050		15.7	20 (40)
Pentachloronitrobenzene	0.062	0.062	0.010		0.0	20 (40)
Phenanthrene	1.035	1.003	0.700		3.1	20 (40)
Anthracene	1.029	1.024	0.700		0.5	20 (40)
Carbazole	1.021	1.056	0.010		-3.4	20 (40)
Di-n-butylphthalate	1.141	1.247	0.010		-9.3	20 (40)
Fluoranthene	1.367	1.395	0.600		-2.0	20 (40)
Benzidine	0.858	0.902	0.010		-5.1	20 (40)
Pyrene	1.338	1.332	0.600		0.4	20 (40)
Benzyl butyl phthalate	0.500	0.527	0.010		-5.4	20 (40)
Bis(2-ethylhexyl)phthalate	0.552	0.643	0.010		-16.5	20 (40)
Benz(a)anthracene	1.283	1.361	0.800		-6.1	20 (40)
Chrysene	1.046	1.064	0.700		-1.7	20 (40)
Di-n-octylphthalate	1.158	1.302	0.010		-12.4	20 (40)

(*) Recommended RRF not met (+) %D exceeds criteria % (#) %D exceeds (maximum) criteria
%D: 10% of target compounds are allowed to be above criteria %, but must be less than the (maximum) %D

FORM VII SV

7B
SEMIVOLATILE CONTINUING CALIBRATION CHECK

Lab Name: Phoenix Environmental Labs Client: NETC

Lab Code: Phoenix Case No.: SAS No.: SDG No.: GBY76292

Instrument: CHEM25 Calibration Date: 08/01/17 Time: 19:03

Lab File Id: 0801_04.D Init. Calib. Date(s): 07/20/17 07/20/17

Heated Purge (Y/N): Y Init. Calib. Times: 07:30 13:10

GC Column: v factor 4 Method File: SPLIT_0720.M

COMPOUND	RRF	RRF30	RRF MIN	%D	% D LIMITS
3,3'-dichlorobenzidine	0.333	0.289	0.010	13.2	20 (40)
Benzo(b)fluoranthene	1.228	1.253	0.700	-2.0	20 (40)
Benzo(k)fluoranthene	1.112	1.042	0.700	6.3	20 (40)
Benzo(a)pyrene	1.173	1.202	0.700	-2.5	20 (40)
Indeno(1,2,3-cd)pyrene	1.120	1.224	0.500	-9.3	20 (40)
Dibenz(a,h)anthracene	1.097	1.115	0.400	-1.6	20 (40)
Benzo(ghi)perylene	1.141	1.262	0.500	-10.6	20 (40)
% 2-Fluorophenol	1.347	1.483	0.010	-10.1	20 (40)
% Phenol-d5	1.534	1.680	0.010	-9.5	20 (40)
% Nitrobenzene-d5	1.058	1.097	0.010	-3.7	20 (40)
% 2-Fluorobiphenyl	1.449	1.430	0.010	1.3	20 (40)
% 2,4,6-Tribromophenol	0.033	0.035	0.010	-6.1	20 (40)
% Terphenyl-d14	0.995	1.009	0.010	-1.4	20 (40)

(*) Recommended RRF not met (+) %D exceeds criteria % (#) %D exceeds (maximum) criteria
%D: 10% of target compounds are allowed to be above criteria %, but must be less than the (maximum) %D

FORM VII SV

Evaluate Continuing Calibration Report

Data Path : H:\SV2017\CHEM25\08AUG\01\
Data File : 0801_04.D
Acq On : 1 Aug 2017 7:03 pm
Operator :
Client ID : CCAL 30
Lab ID : 30PPM 8270;MIX A
ALS Vial : 2 Sample Multiplier: 1

Quant Time: Aug 02 09:19:10 2017
Quant Method : H:\SV2017\CHEM25\METHODS\SPLIT_0720.M
Quant Title : Semivolatiles by GC/MS - EPA Method 625/8270
QLast Update : Tue Aug 01 10:59:36 2017
Response via : Initial Calibration

Note: Curves (l,lf,q,qf) display calculated concentration.
Min. RRF : 0.050 Min. Rel. Area : 50% Max. R.T. Dev 0.50min
Max. RRF Dev : 20% Max. Rel. Area : 200%

		Compound	AvgRF	CCRF	%Dev	Area%
1	ISTD	1,4-Dichlorobenzene-d4	1.000	1.000	0.0	133
2	T	N-Nitrosodimethylamine	0.836	0.936	-12.0	
3	T	Pyridine	1.471	1.613	-9.7	
5	SURR	% 2-Fluorophenol	1.347	1.483	-10.1	
6	SURR	% Phenol-d5	1.534	1.680	-9.5	
7	p	Phenol	1.549	1.726	-11.4	
8	p	Bis(2-chloroethyl)ether	1.125	1.118	0.6	
9	T	Aniline	1.799	1.898	-5.5	
10	p	2-Chlorophenol	1.376	1.401	-1.8	
11	T	1,3-Dichlorobenzene	1.630	1.680	-3.1	
12		1,4-Dichlorobenzene	1.482	1.488	-0.4	
14	T	1,2-Dichlorobenzene	1.489	1.519	-2.0	
15	p	2-Methylphenol (o-cresol)	0.932	0.947	-1.6	
16	T	Bis(2-chloroisopropyl)ether	0.883	0.876	0.8	
17	p	N-Nitrosodi-n-propylamine	0.651	0.638	2.0	
18	p	3&4-Methylphenol (m&p-creso	1.380	1.354	1.9	
19	p	Acetophenone	1.619	1.603	1.0	
20	p	Hexachloroethane	0.469	0.481	-2.6	
21	SURR	% Nitrobenzene-d5	1.058	1.097	-3.7	
22	p	Nitrobenzene	0.988	0.987	0.1	
23	ISTD	Naphthalene-d8	1.000	1.000	0.0	130
24	p	Isophorone	0.539	0.553	-2.6	
25	p	2-Nitrophenol	0.045	0.046#	-2.2	
26	p	2,4-Dimethylphenol	0.273	0.281	-2.9	
27	p	Bis(2-chloroethoxy)methane	0.330	0.337	-2.1	
28	T	Benzoic Acid	0.252	0.230	8.7	
29	p	2,4-Dichlorophenol	0.317	0.329	-3.8	
30	T	1,2,4-Trichlorobenzene	0.360	0.365	-1.4	
33	p	Naphthalene	0.917	0.888	3.2	
34	p	4-Chloroaniline	0.073	0.079	-8.2	
36	p	Hexachlorobutadiene	0.200	0.210	-5.0	
37	p	4-Chloro-3-methylphenol	0.264	0.286	-8.3	
38	p	2-Methylnaphthalene	0.756	0.779	-3.0	
39	p	Hexachlorocyclopentadiene	0.250	0.226	9.6	
40	p	1,2,4,5-Tetrachlorobenzene	0.418	0.431	-3.1	
41	ISTD	Acenaphthene-d10	1.000	1.000	0.0	128
42	p	2,4,6-Trichlorophenol	0.425	0.414	2.6	
43	p	2,4,5-Trichlorophenol	0.430	0.433	-0.7	
44	SURR	% 2-Fluorobiphenyl	1.449	1.430	1.3	
45	p	2-Chloronaphthalene	1.131	1.073	5.1	
46	p	4-Nitroaniline	0.227	0.238	-4.8	
48	p	Dimethylphthalate	1.395	1.427	-2.3	
49	p	2,6-Dinitrotoluene	0.323	0.314	2.8	
50	p	Acenaphthylene	1.861	1.897	-1.9	
51	p	3-Nitroaniline	0.292	0.305	-4.5	
52	p	Acenaphthene	1.048	1.016	3.1	
53	P	2,4-Dinitrophenol	0.197	0.195	1.0	
54	p	Dibenzofuran	1.706	1.702	0.2	
55	p	2,4-Dinitrotoluene	0.406	0.425	-4.7	
56	p	4-Nitrophenol	0.148	0.161	-8.8	
58	p	Diethyl phthalate	1.210	1.235	-2.1	
59	p	Fluorene	1.344	1.319	1.9	
60	p	4-Chlorophenyl phenyl ether	0.729	0.692	5.1	
61	p	2-Nitroaniline	0.105	0.103	1.9	
62	p	4,6-Dinitro-2-methylphenol	0.288	0.297	-3.1	
63	p	N-Nitrosodiphenylamine	0.983	0.982	0.1	
64	T	Azobenzene	0.903	0.937	-3.8	

Evaluate Continuing Calibration Report

Data Path : H:\SV2017\CHEM25\08AUG\01\
Data File : 0801_04.D
Acq On : 1 Aug 2017 7:03 pm
Operator :
Client ID : CCAL 30
Lab ID : 30PPM 8270;MIX A
ALS Vial : 2 Sample Multiplier: 1

Quant Time: Aug 02 09:19:10 2017
Quant Method : H:\SV2017\CHEM25\METHODS\SPLIT_0720.M
Quant Title : Semivolatiles by GC/MS - EPA Method 625/8270
QLast Update : Tue Aug 01 10:59:36 2017
Response via : Initial Calibration

Note: Curves (l,lf,q,qf) display calculated concentration.
Min. RRF : 0.050 Min. Rel. Area : 50% Max. R.T. Dev 0.50min
Max. RRF Dev : 20% Max. Rel. Area : 200%

		Compound	AvgRF	CCRF	%Dev	Area%
65	ISTD	Phenanthrene-d10	1.000	1.000	0.0	128
66	SURR	% 2,4,6-Tribromophenol	0.033	0.035#	-6.1	
67	p	4-Bromophenyl phenyl ether	0.280	0.295	-5.4	
68	p	Hexachlorobenzene	0.072	0.075#	-4.2	
69	p	Pentachlorophenol	0.204	0.172	15.7	
70	T	Pentachloronitrobenzene	0.062	0.062	0.0	
72	p	Phenanthrene	1.035	1.003	3.1	
73	p	Anthracene	1.029	1.024	0.5	
74	p	Carbazole	1.021	1.056	-3.4	
75	p	Di-n-butylphthalate	1.141	1.247	-9.3	
77	p	Fluoranthene	1.367	1.395	-2.0	
78	p	Benzidine	0.858	0.000#	100.0#	
79	p	Pyrene	1.338	1.332	0.4	
80	SURR	% Terphenyl-d14	0.995	1.009	-1.4	
81	ISTD	Chrysene-d12	1.000	1.000	0.0	132
82	p	Benzyl butyl phthalate	0.500	0.527	-5.4	
83	p	Bis(2-ethylhexyl)phthalate	0.552	0.643	-16.5	
84	p	Benz(a)anthracene	1.283	1.361	-6.1	
85	p	Chrysene	1.046	1.064	-1.7	
86	p	Di-n-octylphthalate	1.158	1.302	-12.4	
87	p	3,3'-dichlorobenzidine	0.333	0.289	13.2	
88	ISTD	Perylene-d12	1.000	1.000	0.0	148
89	p	Benzo(b)fluoranthene	1.228	1.253	-2.0	
90	p	Benzo(k)fluoranthene	1.112	1.042	6.3	
91	p	Benzo(a)pyrene	1.173	1.202	-2.5	
92	p	Indeno(1,2,3-cd)pyrene	1.120	1.224	-9.3	
93	p	Dibenz(a,h)anthracene	1.097	1.115	-1.6	
94	p	Benzo(ghi)perylene	1.141	1.262	-10.6	

(#)=Out of Range l=linear, lf=liner(0,0), q=quadratic, qf=quadratic(0,0)
Laboratory Warning Limits Out = 0

Quantitation Report (QT Reviewed)

Data Path : H:\SV2017\CHEM25\08AUG\01\
Data File : 0801_04.D
Acq On : 1 Aug 2017 7:03 pm
Operator :
Client ID : CCAL 30
Lab ID : 30PPM 8270;MIX A
ALS Vial : 2 Sample Multiplier: 1

Quant Time: Aug 02 09:19:10 2017
Quant Method : H:\SV2017\CHEM25\METHODS\SPLIT_0720.M
Quant Title : Semivolatiles by GC/MS - EPA Method 625/8270
QLast Update : Tue Aug 01 10:59:36 2017
Response via : Initial Calibration

Compound	R.T.	QIon	Response	Conc	Units		Dev(Min)
Internal Standards							
1) 1,4-Dichlorobenzene-d4	3.177	152	453463	40.000	ng		0.00
23) Naphthalene-d8	4.192	136	1669833	40.000	ng		0.00
41) Acenaphthene-d10	5.699	164	960717	40.000	ng		0.00
65) Phenanthrene-d10	6.976	188	1756909	40.000	ng		0.00
81) Chrysene-d12	9.604	240	1853470	40.000	ng		-0.03
88) Perylene-d12	12.259	264	2249562	40.000	ng		-0.03
System Monitoring Compounds							
5) % 2-Fluorophenol	2.333	112	504261	33.011	ng		0.00
Spiked Amount 75.000	Range 30 - 130		Recovery =	44.01%			
6) % Phenol-d5	2.942	99	571296	32.861	ng		0.00
Spiked Amount 75.000	Range 30 - 130		Recovery =	43.81%			
21) % Nitrobenzene-d5	3.626	82	373088	31.105	ng		0.00
Spiked Amount 50.000	Range 30 - 130		Recovery =	62.20%			
44) % 2-Fluorobiphenyl	5.116	172	1030722	29.626	ng		0.00
Spiked Amount 50.000	Range 30 - 130		Recovery =	59.26%			
66) % 2,4,6-Tribromophenol	6.388	62	46276	31.628	ng		0.00
Spiked Amount 75.000	Range 30 - 130		Recovery =	42.17%			
80) % Terphenyl-d14	8.407	244	1329371	30.433	ng		-0.02
Spiked Amount 50.000			Recovery =	60.86%			
Target Compounds							Qvalue
2) N-Nitrosodimethylamine	1.644	74	318416	33.588	ng		99
3) Pyridine	1.649	79	548585	32.905	ng		99
7) Phenol	2.948	94	587083	33.423	ng		94
8) Bis(2-chloroethyl)ether	3.006	93	380359	29.829	ng		99
9) Aniline	2.974	93	645434	31.644	ng		99
10) 2-Chlorophenol	3.049	128	476582	30.548	ng		99
11) 1,3-Dichlorobenzene	3.156	146	571274	30.913	ng		99
12) 1,4-Dichlorobenzene	3.193	146	506112	30.118	ng		100
14) 1,2-Dichlorobenzene	3.332	146	516768	30.604	ng		100
15) 2-Methylphenol (o-cresol)	3.391	107	321942	30.483	ng		98
16) Bis(2-chloroisopropyl)...	3.412	45	297784	29.745	ng		98
17) N-Nitrosodi-n-propylamine	3.519	70	217119	29.407	ng		98
18) 3&4-Methylphenol (m&p-...	3.503	107	460620	29.448	ng	#	64
19) Acetophenone	3.503	105	545113	29.708	ng		84
20) Hexachloroethane	3.567	117	163450	30.733	ng		99
22) Nitrobenzene	3.642	77	335550	29.971	ng		99
24) Isophorone	3.818	82	692747	30.794	ng		99
25) 2-Nitrophenol	3.898	81	57758	30.831	ng	#	81
26) 2,4-Dimethylphenol	3.925	107	352399	30.963	ng		100
27) Bis(2-chloroethoxy)met...	4.005	93	422185	30.611	ng		98
28) Benzoic Acid	4.027	105	287850	27.344	ng		99
29) 2,4-Dichlorophenol	4.085	162	412143	31.177	ng		99
30) 1,2,4-Trichlorobenzene	4.155	180	457285	30.409	ng		99
33) Naphthalene	4.208	128	1111624	29.050	ng		99
34) 4-Chloroaniline	4.272	65	98837	32.348	ng		96
36) Hexachlorobutadiene	4.353	225	262813	31.545	ng		99
37) 4-Chloro-3-methylphenol	4.689	107	357819	32.489	ng		98
38) 2-Methylnaphthalene	4.785	142	975202	30.887	ng		99
39) Hexachlorocyclopentadiene	4.978	237	282432	27.013	ng		100
40) 1,2,4,5-Tetrachloroben...	4.962	216	539993	30.945	ng		99
42) 2,4,6-Trichlorophenol	5.052	196	298444	29.264	ng		98
43) 2,4,5-Trichlorophenol	5.090	196	311912	30.213	ng		96
45) 2-Chloronaphthalene	5.202	162	773027	28.468	ng		99
46) 4-Nitroaniline	5.325	65	171221	31.410	ng		99
48) Dimethylphthalate	5.506	163	1027905	30.672	ng		100
49) 2,6-Dinitrotoluene	5.571	165	226338	29.139	ng		99
50) Acenaphthylene	5.565	152	1366996	30.584	ng		100
51) 3-Nitroaniline	5.688	138	219889	31.367	ng		98
52) Acenaphthene	5.725	154	732121	29.076	ng		100
53) 2,4-Dinitrophenol	5.774	184	140393	29.701	ng		99

Quantitation Report (QT Reviewed)

Data Path : H:\SV2017\CHEM25\08AUG\01\
Data File : 0801_04.D
Acq On : 1 Aug 2017 7:03 pm
Operator :
Client ID : CCAL 30
Lab ID : 30PPM 8270;MIX A
ALS Vial : 2 Sample Multiplier: 1

Quant Time: Aug 02 09:19:10 2017
Quant Method : H:\SV2017\CHEM25\METHODS\SPLIT_0720.M
Quant Title : Semivolatiles by GC/MS - EPA Method 625/8270
QLast Update : Tue Aug 01 10:59:36 2017
Response via : Initial Calibration

Compound	R.T.	QIon	Response	Conc	Units	Dev(Min)
54) Dibenzofuran	5.864	168	1226656	29.944	ng	78
55) 2,4-Dinitrotoluene	5.907	165	306049	31.399	ng	99
56) 4-Nitrophenol	5.843	65	116157	32.782	ng	97
58) Diethyl phthalate	6.115	149	889635	30.605	ng	100
59) Fluorene	6.164	166	950638	29.456	ng	99
60) 4-Chlorophenyl phenyl ...	6.164	204	498410	28.466	ng	98
61) 2-Nitroaniline	6.228	108	74322	29.579	ng	98
62) 4,6-Dinitro-2-methylph...	6.260	198	213757	30.923	ng	98
63) N-Nitrosodiphenylamine	6.276	169	707910	29.977	ng	99
64) Azobenzene	6.297	77	675252	31.137	ng	92
67) 4-Bromophenyl phenyl e...	6.586	248	388395	31.588	ng	99
68) Hexachlorobenzene	6.708	142	98521	30.967	ng	97
69) Pentachlorophenol	6.874	266	226566	25.340	ng	99
70) Pentachloronitrobenzene	6.944	214	81295	29.788	ng	96
72) Phenanthrene	6.997	178	1322211	29.087	ng	100
73) Anthracene	7.034	178	1349186	29.851	ng	100
74) Carbazole	7.184	167	1391975	31.054	ng	99
75) Di-n-butylphthalate	7.531	149	1643566	32.784	ng	100
77) Fluoranthene	8.049	202	1837718	30.602	ng	99
79) Pyrene	8.252	202	1755557	29.867	ng	100
82) Benzyl butyl phthalate	8.941	149	733178	31.616	ng	99
83) Bis(2-ethylhexyl)phtha...	9.716	149	893358	34.908	ng	98
84) Benz(a)anthracene	9.577	228	1891829	31.821	ng	99
85) Chrysene	9.641	228	1479630	30.534	ng	100
86) Di-n-octylphthalate	10.774	149	1809538	33.715	ng	99
87) 3,3'-dichlorobenzidine	9.583	252	401111	26.031	ng	99
89) Benzo(b)fluoranthene	11.431	252	2113905	30.597	ng	100
90) Benzo(k)fluoranthene	11.484	252	1758031	28.109	ng	99
91) Benzo(a)pyrene	12.115	252	2027512	30.738	ng	99
92) Indeno(1,2,3-cd)pyrene	14.984	276	2065673	32.795	ng	99
93) Dibenz(a,h)anthracene	15.069	278	1881753	30.501	ng	98
94) Benzo(ghi)perylene	15.571	276	2128632	33.163	ng	100

(#)out of range (m)manual integration reviewed by analyst (+)signals summed

Quantitation Report (QT Reviewed)

Data Path : H:\SV2017\CHEM25\08AUG\01\
Data File : 0801_04.D
Acq On : 1 Aug 2017 7:03 pm
Operator :
Client ID : CCAL 30
Lab ID : 30PPM 8270;MIX A
ALS Vial : 2 Sample Multiplier: 1

Quant Time: Aug 02 09:19:10 2017
Quant Method : H:\SV2017\CHEM25\METHODS\SPLIT_0720.M
Quant Title : Semivolatiles by GC/MS - EPA Method 625/8270
QLast Update : Tue Aug 01 10:59:36 2017
Response via : Initial Calibration



7B
SEMIVOLATILE ENDING CALIBRATION CHECK

Lab Name: Phoenix Environmental Labs Client: NETC

Lab Code: Phoenix Case No.: SAS No.: SDG No.: GBY76292

Instrument: CHEM25 Calibration Date: 08/01/17 Time: 23:15

Lab File Id: 0801_16.D Init. Calib. Date(s): 07/20/17 07/20/17

Heated Purge (Y/N): Y Init. Calib. Times: 07:30 13:10

GC Column: v factor 4 Method File: SPLIT_0720.M

COMPOUND	RRF	RRF30	RRF MIN	%D	% D LIMITS
N-Nitrosodimethylamine	0.836	0.917	0.010	-9.7	50
Pyridine	1.471	1.590	0.010	-8.1	50
Phenol	1.549	1.742	0.010	-12.5	50
Bis(2-chloroethyl)ether	1.125	1.188	0.010	-5.6	50
Aniline	1.799	1.914	0.010	-6.4	50
2-Chlorophenol	1.376	1.431	0.010	-4.0	50
1,3-Dichlorobenzene	1.630	1.692	0.010	-3.8	50
1,4-Dichlorobenzene	1.482	1.518	0.010	-2.4	50
1,2-Dichlorobenzene	1.489	1.555	0.010	-4.4	50
2-Methylphenol (o-cresol)	0.932	1.035	0.010	-11.1	50
Bis(2-chloroisopropyl)ether	0.883	0.911	0.010	-3.2	50
N-Nitrosodi-n-propylamine	0.651	0.672	0.010	-3.2	50
3&4-Methylphenol (m&p-cresol)	1.380	1.430	0.010	-3.6	50
Acetophenone	1.619	1.711	0.010	-5.7	50
Hexachloroethane	0.469	0.428	0.010	8.7	50
Nitrobenzene	0.988	1.037	0.010	-5.0	50
Isophorone	0.539	0.567	0.010	-5.2	50
2-Nitrophenol	0.045	0.034	0.010	24.4	50
2,4-Dimethylphenol	0.273	0.301	0.010	-10.3	50
Bis(2-chloroethoxy)methane	0.330	0.342	0.010	-3.6	50
Benzoic Acid	0.252	0.242	0.010	4.0	50
2,4-Dichlorophenol	0.317	0.327	0.010	-3.2	50
1,2,4-Trichlorobenzene	0.360	0.358	0.010	0.6	50
Naphthalene	0.917	0.870	0.010	5.1	50
4-Chloroaniline	0.073	0.082	0.010	-12.3	50
Hexachlorobutadiene	0.200	0.203	0.010	-1.5	50
4-Chloro-3-methylphenol	0.264	0.290	0.010	-9.8	50
2-Methylnaphthalene	0.756	0.764	0.010	-1.1	50
Hexachlorocyclopentadiene	0.250	0.091	0.010	63.6 #	50
1,2,4,5-Tetrachlorobenzene	0.418	0.418	0.010	0.0	50
2,4,6-Trichlorophenol	0.425	0.451	0.010	-6.1	50
2,4,5-Trichlorophenol	0.430	0.459	0.010	-6.7	50
2-Chloronaphthalene	1.131	1.089	0.010	3.7	50
4-Nitroaniline	0.227	0.237	0.010	-4.4	50
Dimethylphthalate	1.395	1.438	0.010	-3.1	50
2,6-Dinitrotoluene	0.323	0.295	0.010	8.7	50

(*) Recommended RRF not met. (#) Maximum %D not met.

FORM VII SV

7B
SEMIVOLATILE ENDING CALIBRATION CHECK

Lab Name: Phoenix Environmental Labs Client: NETC

Lab Code: Phoenix Case No.: SAS No.: SDG No.: GBY76292

Instrument: CHEM25 Calibration Date: 08/01/17 Time: 23:15

Lab File Id: 0801_16.D Init. Calib. Date(s): 07/20/17 07/20/17

Heated Purge (Y/N): Y Init. Calib. Times: 07:30 13:10

GC Column: v factor 4 Method File: SPLIT_0720.M

COMPOUND	RRF	RRF30	RRF MIN	%D	% D LIMITS
Acenaphthylene	1.861	1.906	0.010	-2.4	50
3-Nitroaniline	0.292	0.362	0.010	-24.0	50
Acenaphthene	1.048	1.051	0.010	-0.3	50
2,4-Dinitrophenol	0.197	0.053	0.010	73.1 #	50
Dibenzofuran	1.706	1.723	0.010	-1.0	50
2,4-Dinitrotoluene	0.406	0.393	0.010	3.2	50
4-Nitrophenol	0.148	0.158	0.010	-6.8	50
Diethyl phthalate	1.210	1.258	0.010	-4.0	50
Fluorene	1.344	1.302	0.010	3.1	50
4-Chlorophenyl phenyl ether	0.729	0.695	0.010	4.7	50
2-Nitroaniline	0.105	0.155	0.010	-47.6	50
4,6-Dinitro-2-methylphenol	0.288	0.099	0.010	65.6 #	50
N-Nitrosodiphenylamine	0.983	1.010	0.010	-2.7	50
Azobenzene	0.903	0.927	0.010	-2.7	50
4-Bromophenyl phenyl ether	0.280	0.283	0.010	-1.1	50
Hexachlorobenzene	0.072	0.073	0.010	-1.4	50
Pentachlorophenol	0.204	0.174	0.010	14.7	50
Pentachloronitrobenzene	0.062	0.056	0.010	9.7	50
Phenanthrene	1.035	1.018	0.010	1.6	50
Anthracene	1.029	1.070	0.010	-4.0	50
Carbazole	1.021	1.032	0.010	-1.1	50
Di-n-butylphthalate	1.141	1.130	0.010	1.0	50
Fluoranthene	1.367	1.222	0.010	10.6	50
Benzidine	0.858	N/A	0.010		
Pyrene	1.338	1.227	0.010	8.3	50
Benzyl butyl phthalate	0.500	0.478	0.010	4.4	50
Bis(2-ethylhexyl)phthalate	0.552	0.669	0.010	-21.2	50
Benz(a)anthracene	1.283	1.237	0.010	3.6	50
Chrysene	1.046	1.089	0.010	-4.1	50
Di-n-octylphthalate	1.158	1.207	0.010	-4.2	50
3,3'-dichlorobenzidine	0.333	0.282	0.010	15.3	50
Benzo(b)fluoranthene	1.228	1.173	0.010	4.5	50
Benzo(k)fluoranthene	1.112	1.064	0.010	4.3	50
Benzo(a)pyrene	1.173	1.115	0.010	4.9	50
Indeno(1,2,3-cd)pyrene	1.120	1.074	0.010	4.1	50
Dibenz(a,h)anthracene	1.097	1.085	0.010	1.1	50

(*) Recommended RRF not met. (#) Maximum %D not met.

FORM VII SV

7B
SEMIVOLATILE ENDING CALIBRATION CHECK

Lab Name: Phoenix Environmental Labs Client: NETC

Lab Code: Phoenix Case No.: SAS No.: SDG No.: GBY76292

Instrument: CHEM25 Calibration Date: 08/01/17 Time: 23:15

Lab File Id: 0801_16.D Init. Calib. Date(s): 07/20/17 07/20/17

Heated Purge (Y/N): Y Init. Calib. Times: 07:30 13:10

GC Column: v factor 4 Method File: SPLIT_0720.M

COMPOUND	RRF	RRF30	RRF MIN	%D	% D LIMITS
Benzo(ghi)perylene	1.141	1.071	0.010	6.1	50
% 2-Fluorophenol	1.347	1.421	0.010	-5.5	50
% Phenol-d5	1.534	1.674	0.010	-9.1	50
% Nitrobenzene-d5	1.058	1.144	0.010	-8.1	50
% 2-Fluorobiphenyl	1.449	1.434	0.010	1.0	50
% 2,4,6-Tribromophenol	0.033	0.037	0.010	-12.1	50
% Terphenyl-d14	0.995	0.945	0.010	5.0	50

(*) Recommended RRF not met. (#) Maximum %D not met.

FORM VII SV

Evaluate Continuing Calibration Report

Data Path : H:\SV2017\CHEM25\08AUG\01\
Data File : 0801_16.D
Acq On : 1 Aug 2017 11:15 pm
Operator :
Client ID : CCAL 30
Lab ID : 30PPM 8270; MIXA
ALS Vial : 14 Sample Multiplier: 1

Quant Time: Aug 02 09:23:42 2017
Quant Method : H:\SV2017\CHEM25\METHODS\SPLIT_0720.M
Quant Title : Semivolatiles by GC/MS - EPA Method 625/8270
QLast Update : Wed Aug 02 09:19:27 2017
Response via : Initial Calibration

Note: Curves (l,lf,q,qf) display calculated concentration.
Min. RRF : 0.050 Min. Rel. Area : 50% Max. R.T. Dev 0.50min
Max. RRF Dev : 20% Max. Rel. Area : 200%

		Compound	AvgRF	CCRF	%Dev	Area%	
1	ISTD	1,4-Dichlorobenzene-d4	1.000	1.000	0.0		136
2	T	N-Nitrosodimethylamine	0.836	0.917	-9.7		
3	T	Pyridine	1.471	1.590	-8.1		
5	SURR	% 2-Fluorophenol	1.347	1.421	-5.5		
6	SURR	% Phenol-d5	1.534	1.674	-9.1		
7	p	Phenol	1.549	1.742	-12.5		
8	p	Bis(2-chloroethyl)ether	1.125	1.188	-5.6		
9	T	Aniline	1.799	1.914	-6.4		
10	p	2-Chlorophenol	1.376	1.431	-4.0		
11	T	1,3-Dichlorobenzene	1.630	1.692	-3.8		
12		1,4-Dichlorobenzene	1.482	1.518	-2.4		
14	T	1,2-Dichlorobenzene	1.489	1.555	-4.4		
15	p	2-Methylphenol (o-cresol)	0.932	1.035	-11.1		
16	T	Bis(2-chloroisopropyl)ether	0.883	0.911	-3.2		
17	p	N-Nitrosodi-n-propylamine	0.651	0.672	-3.2		
18	p	3&4-Methylphenol (m&p-creso	1.380	1.430	-3.6		
19	p	Acetophenone	1.619	1.711	-5.7		
20	p	Hexachloroethane	0.469	0.428	8.7		
21	SURR	% Nitrobenzene-d5	1.058	1.144	-8.1		
22	p	Nitrobenzene	0.988	1.037	-5.0		
23	ISTD	Naphthalene-d8	1.000	1.000	0.0		141
24	p	Isophorone	0.539	0.567	-5.2		
25	p	2-Nitrophenol	0.045	0.034#	24.4#		
26	p	2,4-Dimethylphenol	0.273	0.301	-10.3		
27	p	Bis(2-chloroethoxy)methane	0.330	0.342	-3.6		
28	T	Benzoic Acid	0.252	0.242	4.0		
29	p	2,4-Dichlorophenol	0.317	0.327	-3.2		
30	T	1,2,4-Trichlorobenzene	0.360	0.358	0.6		
33	p	Naphthalene	0.917	0.870	5.1		
34	p	4-Chloroaniline	0.073	0.082	-12.3		
36	p	Hexachlorobutadiene	0.200	0.203	-1.5		
37	p	4-Chloro-3-methylphenol	0.264	0.290	-9.8		
38	p	2-Methylnaphthalene	0.756	0.764	-1.1		
39	p	Hexachlorocyclopentadiene	0.250	0.091	63.6#		
40	p	1,2,4,5-Tetrachlorobenzene	0.418	0.418	0.0		
41	ISTD	Acenaphthene-d10	1.000	1.000	0.0		138
42	p	2,4,6-Trichlorophenol	0.425	0.451	-6.1		
43	p	2,4,5-Trichlorophenol	0.430	0.459	-6.7		
44	SURR	% 2-Fluorobiphenyl	1.449	1.434	1.0		
45	p	2-Chloronaphthalene	1.131	1.089	3.7		
46	p	4-Nitroaniline	0.227	0.237	-4.4		
48	p	Dimethylphthalate	1.395	1.438	-3.1		
49	p	2,6-Dinitrotoluene	0.323	0.295	8.7		
50	p	Acenaphthylene	1.861	1.906	-2.4		
51	p	3-Nitroaniline	0.292	0.362	-24.0#		
52	p	Acenaphthene	1.048	1.051	-0.3		
53	P	2,4-Dinitrophenol	0.197	0.053	73.1#		
54	p	Dibenzofuran	1.706	1.723	-1.0		
55	p	2,4-Dinitrotoluene	0.406	0.393	3.2		
56	p	4-Nitrophenol	0.148	0.158	-6.8		
58	p	Diethyl phthalate	1.210	1.258	-4.0		
59	p	Fluorene	1.344	1.302	3.1		
60	p	4-Chlorophenyl phenyl ether	0.729	0.695	4.7		
61	p	2-Nitroaniline	0.105	0.155	-47.6#		
62	p	4,6-Dinitro-2-methylphenol	0.288	0.099	65.6#		
63	p	N-Nitrosodiphenylamine	0.983	1.010	-2.7		
64	T	Azobenzene	0.903	0.927	-2.7		

Evaluate Continuing Calibration Report

Data Path : H:\SV2017\CHEM25\08AUG\01\
Data File : 0801_16.D
Acq On : 1 Aug 2017 11:15 pm
Operator :
Client ID : CCAL 30
Lab ID : 30PPM 8270; MIXA
ALS Vial : 14 Sample Multiplier: 1

Quant Time: Aug 02 09:23:42 2017
Quant Method : H:\SV2017\CHEM25\METHODS\SPLIT_0720.M
Quant Title : Semivolatiles by GC/MS - EPA Method 625/8270
QLast Update : Wed Aug 02 09:19:27 2017
Response via : Initial Calibration

Note: Curves (l,lf,q,qf) display calculated concentration.
Min. RRF : 0.050 Min. Rel. Area : 50% Max. R.T. Dev 0.50min
Max. RRF Dev : 20% Max. Rel. Area : 200%

		Compound	AvgRF	CCRF	%Dev	Area%	
65	ISTD	Phenanthrene-d10	1.000	1.000	0.0		136
66	SURR	% 2,4,6-Tribromophenol	0.033	0.037#	-12.1		
67	p	4-Bromophenyl phenyl ether	0.280	0.283	-1.1		
68	p	Hexachlorobenzene	0.072	0.073#	-1.4		
69	p	Pentachlorophenol	0.204	0.174	14.7		
70	T	Pentachloronitrobenzene	0.062	0.056	9.7		
72	p	Phenanthrene	1.035	1.018	1.6		
73	p	Anthracene	1.029	1.070	-4.0		
74	p	Carbazole	1.021	1.032	-1.1		
75	p	Di-n-butylphthalate	1.141	1.130	1.0		
77	p	Fluoranthene	1.367	1.222	10.6		
78	p	Benzidine	0.858	0.000#	100.0#		
79	p	Pyrene	1.338	1.227	8.3		
80	SURR	% Terphenyl-d14	0.995	0.945	5.0		
81	ISTD	Chrysene-d12	1.000	1.000	0.0		134
82	p	Benzyl butyl phthalate	0.500	0.478	4.4		
83	p	Bis(2-ethylhexyl)phthalate	0.552	0.669	-21.2#		
84	p	Benz(a)anthracene	1.283	1.237	3.6		
85	p	Chrysene	1.046	1.089	-4.1		
86	p	Di-n-octylphthalate	1.158	1.207	-4.2		
87	p	3,3'-dichlorobenzidine	0.333	0.282	15.3		
88	ISTD	Perylene-d12	1.000	1.000	0.0		147
89	p	Benzo(b)fluoranthene	1.228	1.173	4.5		
90	p	Benzo(k)fluoranthene	1.112	1.064	4.3		
91	p	Benzo(a)pyrene	1.173	1.115	4.9		
92	p	Indeno(1,2,3-cd)pyrene	1.120	1.074	4.1		
93	p	Dibenz(a,h)anthracene	1.097	1.085	1.1		
94	p	Benzo(ghi)perylene	1.141	1.071	6.1		

(#)=Out of Range l=linear, lf=liner(0,0), q=quadratic, qf=quadratic(0,0)
Laboratory Warning Limits Out = 0

Quantitation Report (QT Reviewed)

Data Path : H:\SV2017\CHEM25\08AUG\01\
Data File : 0801_16.D
Acq On : 1 Aug 2017 11:15 pm
Operator :
Client ID : CCAL 30
Lab ID : 30PPM 8270; MIXA
ALS Vial : 14 Sample Multiplier: 1

Quant Time: Aug 02 09:23:42 2017
Quant Method : H:\SV2017\CHEM25\METHODS\SPLIT_0720.M
Quant Title : Semivolatiles by GC/MS - EPA Method 625/8270
QLast Update : Wed Aug 02 09:19:27 2017
Response via : Initial Calibration

Compound	R.T.	QIon	Response	Conc	Units		Dev(Min)
Internal Standards							
1) 1,4-Dichlorobenzene-d4	3.183	152	461876	40.000	ng		0.00
23) Naphthalene-d8	4.192	136	1816909	40.000	ng		0.00
41) Acenaphthene-d10	5.704	164	1032077	40.000	ng		0.00
65) Phenanthrene-d10	6.981	188	1861802	40.000	ng		0.00
81) Chrysene-d12	9.631	240	1878459	40.000	ng		0.03
88) Perylene-d12	12.302	264	2240727	40.000	ng		0.04
System Monitoring Compounds							
5) % 2-Fluorophenol	2.338	112	492315	31.641	ng		0.00
Spiked Amount 75.000	Range 30 - 130		Recovery =	42.19%			
6) % Phenol-d5	2.953	99	580021	32.755	ng		0.01
Spiked Amount 75.000	Range 30 - 130		Recovery =	43.68%			
21) % Nitrobenzene-d5	3.631	82	396165	32.427	ng		0.00
Spiked Amount 50.000	Range 30 - 130		Recovery =	64.86%			
44) % 2-Fluorobiphenyl	5.122	172	1110109	29.702	ng		0.00
Spiked Amount 50.000	Range 30 - 130		Recovery =	59.40%			
66) % 2,4,6-Tribromophenol	6.399	62	52122	33.616	ng		0.01
Spiked Amount 75.000	Range 30 - 130		Recovery =	44.83%			
80) % Terphenyl-d14	8.418	244	1319638	28.508	ng		0.01
Spiked Amount 50.000			Recovery =	57.02%			
Target Compounds							Qvalue
2) N-Nitrosodimethylamine	1.649	74	317518	32.884	ng		97
3) Pyridine	1.655	79	550832	32.438	ng		99
7) Phenol	2.958	94	603465	33.730	ng		98
8) Bis(2-chloroethyl)ether	3.012	93	411379	31.674	ng		95
9) Aniline	2.980	93	662867	31.906	ng		100
10) 2-Chlorophenol	3.054	128	495649	31.192	ng		100
11) 1,3-Dichlorobenzene	3.156	146	585990	31.132	ng		99
12) 1,4-Dichlorobenzene	3.193	146	525969	30.729	ng		100
14) 1,2-Dichlorobenzene	3.337	146	538659	31.319	ng		99
15) 2-Methylphenol (o-cresol)	3.402	107	358399	33.316	ng		91
16) Bis(2-chloroisopropyl)...	3.412	45	315414	30.933	ng		98
17) N-Nitrosodi-n-propylamine	3.524	70	232666	30.939	ng		97
18) 3&4-Methylphenol (m&p-...	3.514	107	495452	31.098	ng	#	65
19) Acetophenone	3.508	105	592782	31.717	ng		83
20) Hexachloroethane	3.567	117	148351	27.386	ng		99
22) Nitrobenzene	3.647	77	359091	31.489	ng		99
24) Isophorone	3.824	82	772461	31.558	ng		99
25) 2-Nitrophenol	3.898	81	46604	22.863	ng	#	79
26) 2,4-Dimethylphenol	3.936	107	410590	33.156	ng		99
27) Bis(2-chloroethoxy)met...	4.005	93	466323	31.074	ng		99
28) Benzoic Acid	4.048	105	329906m	28.802	ng		
29) 2,4-Dichlorophenol	4.096	162	445722	30.988	ng		99
30) 1,2,4-Trichlorobenzene	4.160	180	487282	29.781	ng		100
33) Naphthalene	4.214	128	1186206	28.490	ng		100
34) 4-Chloroaniline	4.278	65	111836	33.639	ng		95
36) Hexachlorobutadiene	4.358	225	276115	30.459	ng		99
37) 4-Chloro-3-methylphenol	4.700	107	394979	32.960	ng		100
38) 2-Methylnaphthalene	4.791	142	1040617	30.291	ng		99
39) Hexachlorocyclopentadiene	4.983	237	124124	10.911	ng		98
40) 1,2,4,5-Tetrachloroben...	4.967	216	569486	29.993	ng		99
42) 2,4,6-Trichlorophenol	5.063	196	348999	31.855	ng		98
43) 2,4,5-Trichlorophenol	5.100	196	355515	32.055	ng		99
45) 2-Chloronaphthalene	5.207	162	842687	28.888	ng		99
46) 4-Nitroaniline	5.335	65	183310	31.303	ng		99
48) Dimethylphthalate	5.512	163	1113185	30.920	ng		100
49) 2,6-Dinitrotoluene	5.576	165	228132	27.339	ng		98
50) Acenaphthylene	5.571	152	1475477	30.729	ng		100
51) 3-Nitroaniline	5.699	138	279944	37.172	ng		96
52) Acenaphthene	5.731	154	813500	30.074	ng		99
53) 2,4-Dinitrophenol	5.784	184	40877	8.050	ng		99

Quantitation Report (QT Reviewed)

Data Path : H:\SV2017\CHEM25\08AUG\01\
Data File : 0801_16.D
Acq On : 1 Aug 2017 11:15 pm
Operator :
Client ID : CCAL 30
Lab ID : 30PPM 8270; MIXA
ALS Vial : 14 Sample Multiplier: 1

Quant Time: Aug 02 09:23:42 2017
Quant Method : H:\SV2017\CHEM25\METHODS\SPLIT_0720.M
Quant Title : Semivolatiles by GC/MS - EPA Method 625/8270
QLast Update : Wed Aug 02 09:19:27 2017
Response via : Initial Calibration

Compound	R.T.	QIon	Response	Conc	Units	Dev(Min)
54) Dibenzofuran	5.870	168	1333826	30.308	ng	80
55) 2,4-Dinitrotoluene	5.912	165	304361	29.067	ng	99
56) 4-Nitrophenol	5.859	65	122218	32.108	ng	98
58) Diethyl phthalate	6.121	149	973834	31.185	ng	100
59) Fluorene	6.169	166	1007601	29.062	ng	99
60) 4-Chlorophenyl phenyl ...	6.169	204	537773	28.591	ng	98
61) 2-Nitroaniline	6.238	108	120168	44.518	ng	98
62) 4,6-Dinitro-2-methylph...	6.270	198	76717	10.331	ng	100
63) N-Nitrosodiphenylamine	6.281	169	781472	30.804	ng	97
64) Azobenzene	6.302	77	717696	30.806	ng	93
67) 4-Bromophenyl phenyl e...	6.591	248	395380	30.345	ng	99
68) Hexachlorobenzene	6.719	142	101771	30.186	ng	97
69) Pentachlorophenol	6.885	266	242469	25.591	ng	99
70) Pentachloronitrobenzene	6.949	214	78064	26.992	ng	97
72) Phenanthrene	7.002	178	1421976	29.519	ng	99
73) Anthracene	7.040	178	1494475	31.203	ng	100
74) Carbazole	7.195	167	1441156	30.340	ng	99
75) Di-n-butylphthalate	7.537	149	1578563	29.713	ng	100
77) Fluoranthene	8.060	202	1706997	26.824	ng	100
78) Benzidine	8.418	184	11604	0.291	ng	78
79) Pyrene	8.263	202	1713413	27.508	ng	100
82) Benzyl butyl phthalate	8.952	149	672773	28.626	ng	99
83) Bis(2-ethylhexyl)phtha...	9.732	149	943057	36.360	ng	99
84) Benz(a)anthracene	9.599	228	1743371	28.934	ng	100
85) Chrysene	9.663	228	1534529	31.245	ng	99
86) Di-n-octylphthalate	10.790	149	1700833	31.268	ng	99
87) 3,3'-dichlorobenzidine	9.604	252	397188	25.434	ng	98
89) Benzo(b)fluoranthene	11.468	252	1970662	28.636	ng	100
90) Benzo(k)fluoranthene	11.516	252	1788417	28.707	ng	100
91) Benzo(a)pyrene	12.158	252	1873348	28.512	ng	100
92) Indeno(1,2,3-cd)pyrene	15.032	276	1804916	28.768	ng	98
93) Dibenz(a,h)anthracene	15.122	278	1823327	29.671	ng	97
94) Benzo(ghi)perylene	15.619	276	1799286	28.142	ng	100

(#)out of range (m)manual integration reviewed by analyst (+)signals summed

Quantitation Report (QT Reviewed)

Data Path : H:\SV2017\CHEM25\08AUG\01\
Data File : 0801_16.D
Acq On : 1 Aug 2017 11:15 pm
Operator :
Client ID : CCAL 30
Lab ID : 30PPM 8270; MIXA
ALS Vial : 14 Sample Multiplier: 1

Quant Time: Aug 02 09:23:42 2017
Quant Method : H:\SV2017\CHEM25\METHODS\SPLIT_0720.M
Quant Title : Semivolatiles by GC/MS - EPA Method 625/8270
QLast Update : Wed Aug 02 09:19:27 2017
Response via : Initial Calibration

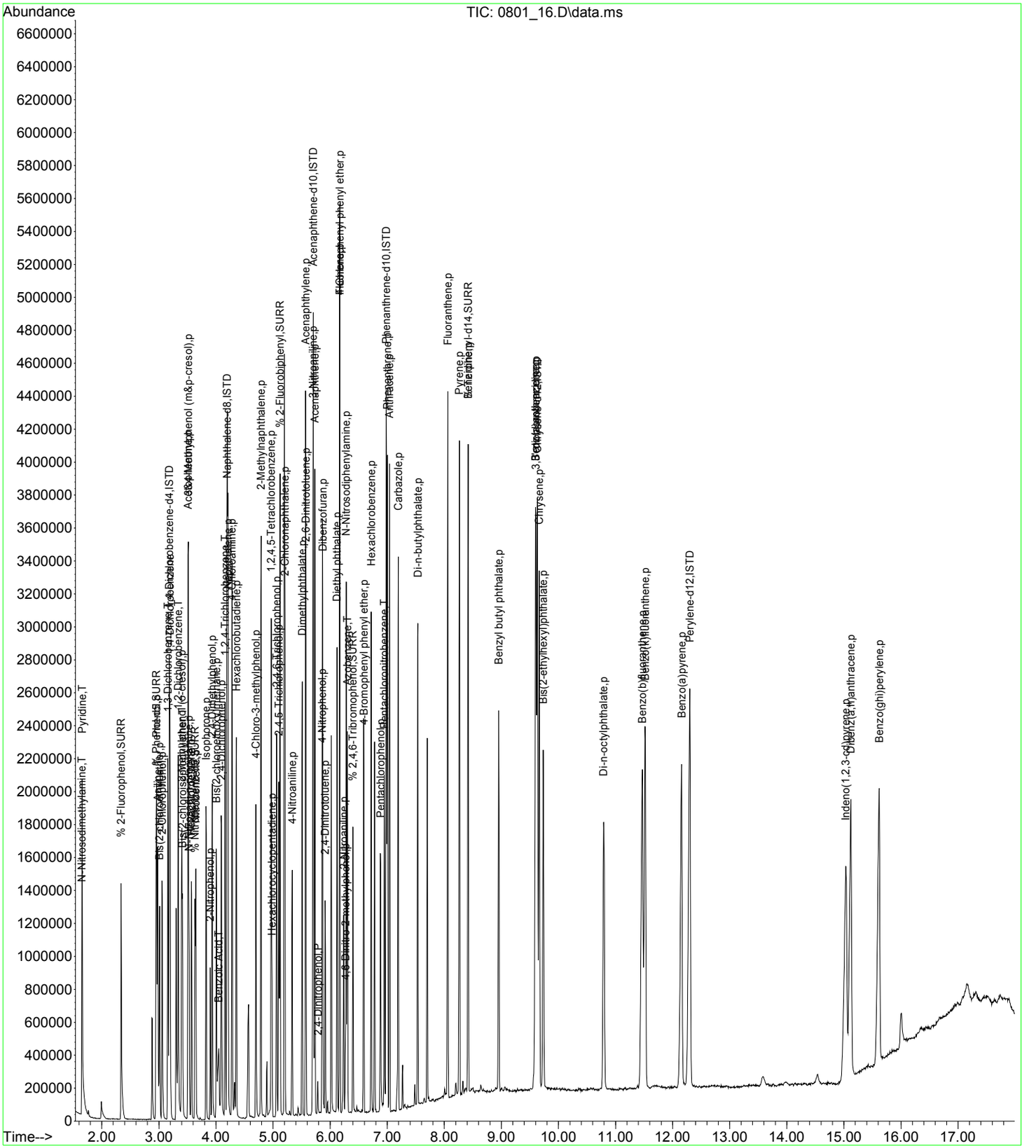

CLIENT ID

SEMIVOLATILE ORGANICS ANALYSIS DATA SHEET

BY76292 LCS

Client: NETC Lab: Phoenix Env. Labs

SDG No.: GBY76292 Lab Sample ID: BY76292 LCS

Sample wt/vol: 15.00 (g/mL) g Lab File ID: 0801_06.D

Concentrated Extract Volume: 1000 (uL) Date Received: 08/01/17

% Moisture: n.a. Date Extracted: 08/01/17

Instrument: CHEM25 Inj. Vol. 1.0 (uL) Date Analyzed: 08/01/17

GPC Cleanup:(Y/N) N pH: Dilution Factor: 1

Matrix: (soil/water) Soil CONCENTRATION UNITS:(ug/L or ug/Kg) ug/Kg

CAS NO.	COMPOUND	CONC.	Q	MDL	PQL	R
62-75-9	N-Nitrosodimethylamine	2359		94	94	r
110-86-1	Pyridine	1360		82	82	r
108-95-2	Phenol	2674		110	110	r
111-44-4	Bis(2-chloroethyl)ether	5892		90	90	r
62-53-3	Aniline	854.2		270	270	r
95-57-8	2-Chlorophenol	2636		95	95	r
541-73-1	1,3-Dichlorobenzene	2136		99	99	r
106-46-7	1,4-Dichlorobenzene	2146		99	99	r
95-50-1	1,2-Dichlorobenzene	2260		94	94	r
95-48-7	2-Methylphenol (o-cresol)	2905		160	160	r
39638-32-9	Bis(2-chloroisopropyl)ether	2124		93	93	r
621-64-7	N-Nitrosodi-n-propylamine	2640		110	110	r
HNX - M&P CRESOL	3&4-Methylphenol (m&p-cresol)	2755		130	130	r
98-86-2	Acetophenone	2439		100	100	r
67-72-1	Hexachloroethane	2124		100	100	r
98-95-3	Nitrobenzene	2626		120	120	r
78-59-1	Isophorone	2342		93	93	r
88-75-5	2-Nitrophenol	2442		210	210	r
105-67-9	2,4-Dimethylphenol	2701		83	83	r
111-91-1	Bis(2-chloroethoxy)methane	2616		92	92	r
65-85-0	Benzoic Acid	670	U	670	670	r
120-83-2	2,4-Dichlorophenol	2642		120	120	r
120-82-1	1,2,4-Trichlorobenzene	2311		100	100	r
91-20-3	Naphthalene	2258		96	96	r
106-47-8	4-Chloroaniline	1927		160	160	r
87-68-3	Hexachlorobutadiene	2340		120	120	r
59-50-7	4-Chloro-3-methylphenol	2819		120	120	r
91-57-6	2-Methylnaphthalene	2202		99	99	r
77-47-4	Hexachlorocyclopentadiene	952.6		100	100	r
95-94-3	1,2,4,5-Tetrachlorobenzene	2340		120	120	r
88-06-2	2,4,6-Trichlorophenol	2573		110	110	r
95-95-4	2,4,5-Trichlorophenol	2674		180	180	r
91-58-7	2-Chloronaphthalene	2342		95	95	r
100-01-6	4-Nitroaniline	2709		110	110	r
131-11-3	Dimethylphthalate	2625		100	100	r
606-20-2	2,6-Dinitrotoluene	2401		110	110	r

FORM I SV

r=Result Reported U=Not Detected D=Reported Dilution E/J=Estimated Value X=Not Used S=Lab Solvent

CLIENT ID

SEMIVOLATILE ORGANICS ANALYSIS DATA SHEET

BY76292 LCS

Client: NETC Lab: Phoenix Env. Labs

SDG No.: GBY76292 Lab Sample ID: BY76292 LCS

Sample wt/vol: 15.00 (g/mL) g Lab File ID: 0801_06.D

Concentrated Extract Volume: 1000 (uL) Date Received: 08/01/17

% Moisture: n.a. Date Extracted: 08/01/17

Instrument: CHEM25 Inj. Vol. 1.0 (uL) Date Analyzed: 08/01/17

GPC Cleanup:(Y/N) N pH: Dilution Factor: 1

Matrix: (soil/water) Soil CONCENTRATION UNITS:(ug/L or ug/Kg) ug/Kg

CAS NO.	COMPOUND	CONC.	Q	MDL	PQL	R
208-96-8	Acenaphthylene	2432		93	93	r
99-09-2	3-Nitroaniline	2553		670	670	r
83-32-9	Acenaphthene	2508		100	100	r
51-28-5	2,4-Dinitrophenol	1067		230	230	r
132-64-9	Dibenzofuran	2433		97	97	r
121-14-2	2,4-Dinitrotoluene	2756		130	130	r
100-02-7	4-Nitrophenol	2942		150	150	r
84-66-2	Diethyl phthalate	2629		110	110	r
86-73-7	Fluorene	2323		110	110	r
7005-72-3	4-Chlorophenyl phenyl ether	2303		110	110	r
88-74-4	2-Nitroaniline	3735		230	230	r
534-52-1	4,6-Dinitro-2-methylphenol	1551		67	67	r
86-30-6	N-Nitrosodiphenylamine	2551		130	130	r
122-66-7	Azobenzene	2552		110	110	r
101-55-3	4-Bromophenyl phenyl ether	2682		98	98	r
118-74-1	Hexachlorobenzene	2624		97	97	r
87-86-5	Pentachlorophenol	1946		130	130	r
82-68-8	Pentachloronitrobenzene	2532		120	120	r
85-01-8	Phenanthrene	2469		95	95	r
120-12-7	Anthracene	2645		110	110	r
86-74-8	Carbazole	2657		130	130	r
84-74-2	Di-n-butylphthalate	2688		89	89	r
206-44-0	Fluoranthene	2484		110	110	r
92-87-5	Benzidine	652.5		200	200	r
129-00-0	Pyrene	2490		110	110	r
85-68-7	Benzyl butyl phthalate	2811		86	86	r
117-81-7	Bis(2-ethylhexyl)phthalate	3266		96	96	r
56-55-3	Benz(a)anthracene	2606		110	110	r
218-01-9	Chrysene	2706		110	110	r
117-84-0	Di-n-octylphthalate	3013		86	86	r
91-94-1	3,3'-dichlorobenzidine	2672		160	160	r
205-99-2	Benzo(b)fluoranthene	2575		110	110	r
207-08-9	Benzo(k)fluoranthene	2264		110	110	r
50-32-8	Benzo(a)pyrene	2409		110	110	r
193-39-5	Indeno(1,2,3-cd)pyrene	2610		110	110	r
53-70-3	Dibenz(a,h)anthracene	2593		110	110	r

FORM I SV

r=Result Reported U=Not Detected D=Reported Dilution E/J=Estimated Value X=Not Used S=Lab Solvent

CLIENT ID

SEMIVOLATILE ORGANICS ANALYSIS DATA SHEET

BY76292 LCS

Client: NETC Lab: Phoenix Env. Labs

SDG No.: GBY76292 Lab Sample ID: BY76292 LCS

Sample wt/vol: 15.00 (g/mL) g Lab File ID: 0801_06.D

Concentrated Extract Volume: 1000 (uL) Date Received: 08/01/17

% Moisture: n.a. Date Extracted: 08/01/17

Instrument: CHEM25 Inj. Vol. 1.0 (uL) Date Analyzed: 08/01/17

GPC Cleanup:(Y/N) N pH: Dilution Factor: 1

Matrix: (soil/water) Soil CONCENTRATION UNITS:(ug/L or ug/Kg) ug/Kg

CAS NO.	COMPOUND	CONC.	Q	MDL	PQL	R
191-24-2	Benzo(ghi)perylene	2530		110	110	r

FORM I SV

r=Result Reported U=Not Detected D=Reported Dilution E/J=Estimated Value X=Not Used S=Lab Solvent

Quantitation Report (QT Reviewed)

Data Path : H:\SV2017\CHEM25\08AUG\01\
Data File : 0801_06.D
Acq On : 1 Aug 2017 7:47 pm
Operator :
Client ID : BY76292 LCS
Lab ID : BY76292 LCS
ALS Vial : 4 Sample Multiplier: 1

Quant Time: Aug 02 09:21:08 2017
Quant Method : H:\SV2017\CHEM25\METHODS\SPLIT_0720.M
Quant Title : Semivolatiles by GC/MS - EPA Method 625/8270
QLast Update : Wed Aug 02 09:19:26 2017
Response via : Initial Calibration

Compound	R.T.	QIon	Response	Conc	Units		Dev(Min)
Internal Standards							
1) 1,4-Dichlorobenzene-d4	3.177	152	484498	40.000	ng		0.00
23) Naphthalene-d8	4.192	136	1994420	40.000	ng		0.00
41) Acenaphthene-d10	5.699	164	1163256	40.000	ng		0.00
65) Phenanthrene-d10	6.976	188	2064594	40.000	ng		0.00
81) Chrysene-d12	9.604	240	2143507	40.000	ng		0.00
88) Perylene-d12	12.265	264	2660382	40.000	ng		0.00
System Monitoring Compounds							
5) % 2-Fluorophenol	2.344	112	920633	56.407	ng		0.01
Spiked Amount 75.000	Range 30 - 130		Recovery =	75.21%			
6) % Phenol-d5	2.948	99	1157256	62.302	ng		0.00
Spiked Amount 75.000	Range 30 - 130		Recovery =	83.07%			
21) % Nitrobenzene-d5	3.632	82	488981	38.156	ng		0.00
Spiked Amount 50.000	Range 30 - 130		Recovery =	76.32%			
44) % 2-Fluorobiphenyl	5.117	172	1392350	33.052	ng		0.00
Spiked Amount 50.000	Range 30 - 130		Recovery =	66.10%			
66) % 2,4,6-Tribromophenol	6.393	62	102717	59.741	ng		0.00
Spiked Amount 75.000	Range 30 - 130		Recovery =	79.65%			
80) % Terphenyl-d14	8.402	244	1934343	37.683	ng		0.00
Spiked Amount 50.000			Recovery =	75.36%			
Target Compounds							Qvalue
2) N-Nitrosodimethylamine	1.644	74	358366	35.381	ng		99
3) Pyridine	1.644	79	363458	20.404	ng		99
7) Phenol	2.958	94	752714	40.108	ng		82
8) Bis(2-chloroethyl)ether	3.007	93	1204018	88.374	ng	#	55
9) Aniline	2.974	93	279241m	12.813	ng		
10) 2-Chlorophenol	3.055	128	659083	39.540	ng		99
11) 1,3-Dichlorobenzene	3.151	146	632544	32.036	ng		99
12) 1,4-Dichlorobenzene	3.193	146	578057	32.195	ng		100
14) 1,2-Dichlorobenzene	3.332	146	611528	33.896	ng		99
15) 2-Methylphenol (o-cresol)	3.396	107	491684	43.572	ng		89
16) Bis(2-chloroisopropyl)...	3.407	45	340808	31.862	ng	#	67
17) N-Nitrosodi-n-propylamine	3.525	70	312436	39.606	ng		99
18) 3&4-Methylphenol (m&p-...	3.509	107	690560	41.320	ng	#	69
19) Acetophenone	3.503	105	717292	36.587	ng		82
20) Hexachloroethane	3.567	117	181041	31.860	ng		98
22) Nitrobenzene	3.642	77	471126	39.385	ng		99
24) Isophorone	3.824	82	944024	35.134	ng		100
25) 2-Nitrophenol	3.899	81	81949	36.625	ng	#	79
26) 2,4-Dimethylphenol	3.931	107	550702	40.512	ng		99
27) Bis(2-chloroethoxy)met...	4.005	93	646486	39.245	ng		100
28) Benzoic Acid	4.000	105	49010	3.898	ng		90
29) 2,4-Dichlorophenol	4.086	162	625777	39.634	ng		99
30) 1,2,4-Trichlorobenzene	4.155	180	622638	34.667	ng		100
33) Naphthalene	4.208	128	1547678	33.863	ng		100
34) 4-Chloroaniline	4.278	65	105478	28.903	ng		94
36) Hexachlorobutadiene	4.353	225	349233	35.096	ng		99
37) 4-Chloro-3-methylphenol	4.689	107	556298	42.290	ng		99
38) 2-Methylnaphthalene	4.785	142	1245515	33.029	ng		99
39) Hexachlorocyclopentadiene	4.978	237	178431	14.288	ng		99
40) 1,2,4,5-Tetrachloroben...	4.962	216	731542	35.099	ng		100
42) 2,4,6-Trichlorophenol	5.058	196	476517	38.590	ng		99
43) 2,4,5-Trichlorophenol	5.095	196	501456	40.115	ng		97
45) 2-Chloronaphthalene	5.202	162	1154954	35.128	ng		98
46) 4-Nitroaniline	5.330	65	268183	40.632	ng		99
48) Dimethylphthalate	5.507	163	1598024	39.382	ng		99
49) 2,6-Dinitrotoluene	5.571	165	338678	36.010	ng		99
50) Acenaphthylene	5.565	152	1974344	36.481	ng		99
51) 3-Nitroaniline	5.694	138	325101	38.300	ng		97
52) Acenaphthene	5.726	154	1146776	37.614	ng		100
53) 2,4-Dinitrophenol	5.774	184	91561	15.998	ng		98

Quantitation Report (QT Reviewed)

Data Path : H:\SV2017\CHEM25\08AUG\01\
Data File : 0801_06.D
Acq On : 1 Aug 2017 7:47 pm
Operator :
Client ID : BY76292 LCS
Lab ID : BY76292 LCS
ALS Vial : 4 Sample Multiplier: 1

Quant Time: Aug 02 09:21:08 2017
Quant Method : H:\SV2017\CHEM25\METHODS\SPLIT_0720.M
Quant Title : Semivolatiles by GC/MS - EPA Method 625/8270
QLast Update : Wed Aug 02 09:19:26 2017
Response via : Initial Calibration

Compound	R.T.	QIon	Response	Conc	Units	Dev(Min)
54) Dibenzofuran	5.865	168	1810404	36.499	ng	77
55) 2,4-Dinitrotoluene	5.907	165	487874	41.339	ng	99
56) 4-Nitrophenol	5.849	65	189348	44.134	ng	96
58) Diethyl phthalate	6.121	149	1387723	39.428	ng	100
59) Fluorene	6.164	166	1361756	34.848	ng	99
60) 4-Chlorophenyl phenyl ...	6.164	204	732245	34.539	ng	98
61) 2-Nitroaniline	6.239	108	170441	56.022	ng	97
62) 4,6-Dinitro-2-methylph...	6.265	198	194761	23.270	ng	99
63) N-Nitrosodiphenylamine	6.281	169	1094108	38.264	ng	99
64) Azobenzene	6.297	77	1005053	38.276	ng	92
67) 4-Bromophenyl phenyl e...	6.586	248	581356	40.235	ng	100
68) Hexachlorobenzene	6.714	142	147137	39.355	ng	98
69) Pentachlorophenol	6.874	266	306699	29.191	ng	98
70) Pentachloronitrobenzene	6.944	214	121809	37.981	ng	98
72) Phenanthrene	6.997	178	1978104	37.031	ng	99
73) Anthracene	7.040	178	2107044	39.672	ng	99
74) Carbazole	7.189	167	2099381	39.856	ng	100
75) Di-n-butylphthalate	7.531	149	2375010	40.313	ng	99
77) Fluoranthene	8.050	202	2628933	37.253	ng	100
78) Benzidine	8.178	184	433305	9.788	ng	94
79) Pyrene	8.253	202	2579871	37.350	ng	99
82) Benzyl butyl phthalate	8.936	149	1130947	42.170	ng	100
83) Bis(2-ethylhexyl)phtha...	9.716	149	1449982	48.992	ng	99
84) Benz(a)anthracene	9.577	228	2688006	39.096	ng	99
85) Chrysene	9.642	228	2274554	40.587	ng	99
86) Di-n-octylphthalate	10.774	149	2804938	45.189	ng	99
87) 3,3'-dichlorobenzidine	9.583	252	714095	40.073	ng	99
89) Benzo(b)fluoranthene	11.431	252	3156335	38.630	ng	99
90) Benzo(k)fluoranthene	11.490	252	2512158	33.964	ng	99
91) Benzo(a)pyrene	12.126	252	2819113	36.139	ng	99
92) Indeno(1,2,3-cd)pyrene	14.989	276	2916701	39.156	ng	99
93) Dibenz(a,h)anthracene	15.085	278	2837385	38.889	ng	97
94) Benzo(ghi)perylene	15.582	276	2880567	37.947	ng	100

(#)out of range (m)manual integration reviewed by analyst (+)signals summed

Quantitation Report (QT Reviewed)

Data Path : H:\SV2017\CHEM25\08AUG\01\
Data File : 0801_06.D
Acq On : 1 Aug 2017 7:47 pm
Operator :
Client ID : BY76292 LCS
Lab ID : BY76292 LCS
ALS Vial : 4 Sample Multiplier: 1

Quant Time: Aug 02 09:21:08 2017
Quant Method : H:\SV2017\CHEM25\METHODS\SPLIT_0720.M
Quant Title : Semivolatiles by GC/MS - EPA Method 625/8270
QLast Update : Wed Aug 02 09:19:26 2017
Response via : Initial Calibration



CLIENT ID

SEMIVOLATILE ORGANICS ANALYSIS DATA SHEET

BY76292 LCSD

Client: NETC Lab: Phoenix Env. Labs

SDG No.: GBY76292 Lab Sample ID: BY76292 LCSD

Sample wt/vol: 15.00 (g/mL) g Lab File ID: 0801_07.D

Concentrated Extract Volume: 1000 (uL) Date Received: 08/01/17

% Moisture: n.a. Date Extracted: 08/01/17

Instrument: CHEM25 Inj. Vol. 1.0 (uL) Date Analyzed: 08/01/17

GPC Cleanup:(Y/N) N pH: Dilution Factor: 1

Matrix: (soil/water) Soil CONCENTRATION UNITS:(ug/L or ug/Kg) ug/Kg

CAS NO.	COMPOUND	CONC.	Q	MDL	PQL	R
62-75-9	N-Nitrosodimethylamine	2114		94	94	r
110-86-1	Pyridine	1503		82	82	r
108-95-2	Phenol	2459		110	110	r
111-44-4	Bis(2-chloroethyl)ether	2027		90	90	r
62-53-3	Aniline	2001		270	270	r
95-57-8	2-Chlorophenol	2268		95	95	r
541-73-1	1,3-Dichlorobenzene	1923		99	99	r
106-46-7	1,4-Dichlorobenzene	1995		99	99	r
95-50-1	1,2-Dichlorobenzene	2026		94	94	r
95-48-7	2-Methylphenol (o-cresol)	2668		160	160	r
39638-32-9	Bis(2-chloroisopropyl)ether	1945		93	93	r
621-64-7	N-Nitrosodi-n-propylamine	2302		110	110	r
HNX - M&P CRESOL	3&4-Methylphenol (m&p-cresol)	1778		130	130	r
98-86-2	Acetophenone	2181		100	100	r
67-72-1	Hexachloroethane	1957		100	100	r
98-95-3	Nitrobenzene	2291		120	120	r
78-59-1	Isophorone	2257		93	93	r
88-75-5	2-Nitrophenol	2108		210	210	r
105-67-9	2,4-Dimethylphenol	2536		83	83	r
111-91-1	Bis(2-chloroethoxy)methane	2480		92	92	r
65-85-0	Benzoic Acid	670	U	670	670	r
120-83-2	2,4-Dichlorophenol	2455		120	120	r
120-82-1	1,2,4-Trichlorobenzene	2167		100	100	r
91-20-3	Naphthalene	2227		96	96	r
106-47-8	4-Chloroaniline	2693		160	160	r
87-68-3	Hexachlorobutadiene	2163		120	120	r
59-50-7	4-Chloro-3-methylphenol	2668		120	120	r
91-57-6	2-Methylnaphthalene	2245		99	99	r
77-47-4	Hexachlorocyclopentadiene	1458		100	100	r
95-94-3	1,2,4,5-Tetrachlorobenzene	2283		120	120	r
88-06-2	2,4,6-Trichlorophenol	2326		110	110	r
95-95-4	2,4,5-Trichlorophenol	2429		180	180	r
91-58-7	2-Chloronaphthalene	2431		95	95	r
100-01-6	4-Nitroaniline	2775		110	110	r
131-11-3	Dimethylphthalate	2699		100	100	r
606-20-2	2,6-Dinitrotoluene	2546		110	110	r

FORM I SV

r=Result Reported U=Not Detected D=Reported Dilution E/J=Estimated Value X=Not Used S=Lab Solvent

CLIENT ID

SEMIVOLATILE ORGANICS ANALYSIS DATA SHEET

BY76292 LCSD

Client: NETC Lab: Phoenix Env. Labs

SDG No.: GBY76292 Lab Sample ID: BY76292 LCSD

Sample wt/vol: 15.00 (g/mL) g Lab File ID: 0801_07.D

Concentrated Extract Volume: 1000 (uL) Date Received: 08/01/17

% Moisture: n.a. Date Extracted: 08/01/17

Instrument: CHEM25 Inj. Vol. 1.0 (uL) Date Analyzed: 08/01/17

GPC Cleanup:(Y/N) N pH: Dilution Factor: 1

Matrix: (soil/water) Soil CONCENTRATION UNITS:(ug/L or ug/Kg) ug/Kg

CAS NO.	COMPOUND	CONC.	Q	MDL	PQL	R
208-96-8	Acenaphthylene	2526		93	93	r
99-09-2	3-Nitroaniline	3127		670	670	r
83-32-9	Acenaphthene	2678		100	100	r
51-28-5	2,4-Dinitrophenol	230	U	230	230	r
132-64-9	Dibenzofuran	2624		97	97	r
121-14-2	2,4-Dinitrotoluene	2793		130	130	r
100-02-7	4-Nitrophenol	2201		150	150	r
84-66-2	Diethyl phthalate	2730		110	110	r
86-73-7	Fluorene	2596		110	110	r
7005-72-3	4-Chlorophenyl phenyl ether	2481		110	110	r
88-74-4	2-Nitroaniline	3684		230	230	r
534-52-1	4,6-Dinitro-2-methylphenol	253.0		67	67	r
86-30-6	N-Nitrosodiphenylamine	2784		130	130	r
122-66-7	Azobenzene	2627		110	110	r
101-55-3	4-Bromophenyl phenyl ether	2613		98	98	r
118-74-1	Hexachlorobenzene	2650		97	97	r
87-86-5	Pentachlorophenol	1009		130	130	r
82-68-8	Pentachloronitrobenzene	2557		120	120	r
85-01-8	Phenanthrene	2589		95	95	r
120-12-7	Anthracene	2716		110	110	r
86-74-8	Carbazole	2719		130	130	r
84-74-2	Di-n-butylphthalate	2852		89	89	r
206-44-0	Fluoranthene	2661		110	110	r
92-87-5	Benzidine	493.0		200	200	r
129-00-0	Pyrene	2696		110	110	r
85-68-7	Benzyl butyl phthalate	2787		86	86	r
117-81-7	Bis(2-ethylhexyl)phthalate	3123		96	96	r
56-55-3	Benz(a)anthracene	2702		110	110	r
218-01-9	Chrysene	2785		110	110	r
117-84-0	Di-n-octylphthalate	2907		86	86	r
91-94-1	3,3'-dichlorobenzidine	2955		160	160	r
205-99-2	Benzo(b)fluoranthene	2564		110	110	r
207-08-9	Benzo(k)fluoranthene	2589		110	110	r
50-32-8	Benzo(a)pyrene	2554		110	110	r
193-39-5	Indeno(1,2,3-cd)pyrene	2706		110	110	r
53-70-3	Dibenz(a,h)anthracene	2704		110	110	r

FORM I SV

r=Result Reported U=Not Detected D=Reported Dilution E/J=Estimated Value X=Not Used S=Lab Solvent

CLIENT ID

SEMIVOLATILE ORGANICS ANALYSIS DATA SHEET

BY76292 LCSD

Client: NETC Lab: Phoenix Env. Labs

SDG No.: GBY76292 Lab Sample ID: BY76292 LCSD

Sample wt/vol: 15.00 (g/mL) g Lab File ID: 0801_07.D

Concentrated Extract Volume: 1000 (uL) Date Received: 08/01/17

% Moisture: n.a. Date Extracted: 08/01/17

Instrument: CHEM25 Inj. Vol. 1.0 (uL) Date Analyzed: 08/01/17

GPC Cleanup:(Y/N) N pH: Dilution Factor: 1

Matrix: (soil/water) Soil CONCENTRATION UNITS:(ug/L or ug/Kg) ug/Kg

CAS NO.	COMPOUND	CONC.	Q	MDL	PQL	R
191-24-2	Benzo(ghi)perylene	2661		110	110	r

FORM I SV

r=Result Reported U=Not Detected D=Reported Dilution E/J=Estimated Value X=Not Used S=Lab Solvent

Quantitation Report (QT Reviewed)

Data Path : H:\SV2017\CHEM25\08AUG\01\
Data File : 0801_07.D
Acq On : 1 Aug 2017 8:09 pm
Operator :
Client ID : BY76292 LCSD
Lab ID : BY76292 LCSD
ALS Vial : 5 Sample Multiplier: 1

Quant Time: Aug 02 09:21:19 2017
Quant Method : H:\SV2017\CHEM25\METHODS\SPLIT_0720.M
Quant Title : Semivolatiles by GC/MS - EPA Method 625/8270
QLast Update : Wed Aug 02 09:19:27 2017
Response via : Initial Calibration

Compound	R.T.	QIon	Response	Conc	Units	Dev(Min)
Internal Standards						
1) 1,4-Dichlorobenzene-d4	3.177	152	264534	40.000	ng	0.00
23) Naphthalene-d8	4.187	136	1001326	40.000	ng	0.00
41) Acenaphthene-d10	5.699	164	554597	40.000	ng	0.00
65) Phenanthrene-d10	6.976	188	1036253	40.000	ng	0.00
81) Chrysene-d12	9.599	240	1099290	40.000	ng	0.00
88) Perylene-d12	12.248	264	1295821	40.000	ng	-0.01
System Monitoring Compounds						
5) % 2-Fluorophenol	2.344	112	415761	46.655	ng	0.01
Spiked Amount 75.000	Range 30 - 130		Recovery =	62.21%		
6) % Phenol-d5	2.948	99	536327	52.883	ng	0.00
Spiked Amount 75.000	Range 30 - 130		Recovery =	70.51%		
21) % Nitrobenzene-d5	3.626	82	228092	32.598	ng	0.00
Spiked Amount 50.000	Range 30 - 130		Recovery =	65.20%		
44) % 2-Fluorobiphenyl	5.116	172	701670	34.937	ng	0.00
Spiked Amount 50.000	Range 30 - 130		Recovery =	69.88%		
66) % 2,4,6-Tribromophenol	6.393	62	46711	54.127	ng	0.00
Spiked Amount 75.000	Range 30 - 130		Recovery =	72.17%		
80) % Terphenyl-d14	8.402	244	1004316	38.981	ng	0.00
Spiked Amount 50.000			Recovery =	77.96%		
Target Compounds						Qvalue
2) N-Nitrosodimethylamine	1.644	74	175382	31.713	ng	96
3) Pyridine	1.644	79	219249	22.543	ng	98
7) Phenol	2.958	94	377966	36.886	ng	88
8) Bis(2-chloroethyl)ether	3.006	93	226171	30.405	ng	95
9) Aniline	2.969	93	357195	30.019	ng	98
10) 2-Chlorophenol	3.054	128	309647	34.023	ng	100
11) 1,3-Dichlorobenzene	3.151	146	311006	28.849	ng	100
12) 1,4-Dichlorobenzene	3.193	146	293286	29.918	ng	100
14) 1,2-Dichlorobenzene	3.332	146	299298	30.384	ng	100
15) 2-Methylphenol (o-cresol)	3.396	107	246608	40.026	ng	90
16) Bis(2-chloroisopropyl)...	3.407	45	170428	29.182	ng	90
17) N-Nitrosodi-n-propylamine	3.519	70	148721	34.529	ng	99
18) 3&4-Methylphenol (m&p-...	3.396	107	243382	26.672	ng	64
19) Acetophenone	3.503	105	350239	32.720	ng	80
20) Hexachloroethane	3.567	117	91073	29.354	ng	98
22) Nitrobenzene	3.642	77	224397	34.358	ng	97
24) Isophorone	3.818	82	456620	33.849	ng	99
25) 2-Nitrophenol	3.893	81	35529	31.627	ng	81
26) 2,4-Dimethylphenol	3.925	107	259572	38.034	ng	99
27) Bis(2-chloroethoxy)met...	4.000	93	307620	37.195	ng	99
28) Benzoic Acid	4.059	105	1758m	0.278	ng	
29) 2,4-Dichlorophenol	4.085	162	291887	36.821	ng	99
30) 1,2,4-Trichlorobenzene	4.155	180	293061	32.499	ng	99
33) Naphthalene	4.203	128	766344	33.398	ng	100
34) 4-Chloroaniline	4.272	65	74019	40.398	ng	91
36) Hexachlorobutadiene	4.353	225	162122	32.451	ng	99
37) 4-Chloro-3-methylphenol	4.689	107	264328	40.024	ng	98
38) 2-Methylnaphthalene	4.780	142	637491	33.671	ng	99
39) Hexachlorocyclopentadiene	4.978	237	137118	21.870	ng	97
40) 1,2,4,5-Tetrachloroben...	4.962	216	358326	34.244	ng	99
42) 2,4,6-Trichlorophenol	5.058	196	205401	34.889	ng	98
43) 2,4,5-Trichlorophenol	5.095	196	217181	36.442	ng	97
45) 2-Chloronaphthalene	5.202	162	571591	36.464	ng	99
46) 4-Nitroaniline	5.325	65	130998	41.629	ng	98
48) Dimethylphthalate	5.501	163	783132	40.481	ng	99
49) 2,6-Dinitrotoluene	5.571	165	171215	38.183	ng	99
50) Acenaphthylene	5.565	152	977487	37.884	ng	100
51) 3-Nitroaniline	5.688	138	189841	46.911	ng	99
52) Acenaphthene	5.725	154	583989	40.176	ng	100
53) 2,4-Dinitrophenol	5.811	184	907	0.332	ng #	1

Quantitation Report (QT Reviewed)

Data Path : H:\SV2017\CHEM25\08AUG\01\
Data File : 0801_07.D
Acq On : 1 Aug 2017 8:09 pm
Operator :
Client ID : BY76292 LCSD
Lab ID : BY76292 LCSD
ALS Vial : 5 Sample Multiplier: 1

Quant Time: Aug 02 09:21:19 2017
Quant Method : H:\SV2017\CHEM25\METHODS\SPLIT_0720.M
Quant Title : Semivolatiles by GC/MS - EPA Method 625/8270
QLast Update : Wed Aug 02 09:19:27 2017
Response via : Initial Calibration

Compound	R.T.	QIon	Response	Conc	Units		Dev(Min)
54) Dibenzofuran	5.859	168	930632	39.353	ng		84
55) 2,4-Dinitrotoluene	5.902	165	235689	41.888	ng		97
56) 4-Nitrophenol	5.848	65	67515	33.007	ng		98
58) Diethyl phthalate	6.115	149	687112	40.947	ng		99
59) Fluorene	6.158	166	725579	38.945	ng		99
60) 4-Chlorophenyl phenyl ...	6.158	204	376108	37.211	ng		98
61) 2-Nitroaniline	6.228	108	80152	55.258	ng		99
62) 4,6-Dinitro-2-methylph...	6.265	198	15144	3.795	ng	#	1
63) N-Nitrosodiphenylamine	6.276	169	569206	41.754	ng		97
64) Azobenzene	6.297	77	493252	39.401	ng		93
67) 4-Bromophenyl phenyl e...	6.580	248	284253	39.196	ng		99
68) Hexachlorobenzene	6.708	142	74579	39.744	ng		98
69) Pentachlorophenol	6.879	266	79778	15.128	ng		98
70) Pentachloronitrobenzene	6.938	214	61749	38.361	ng		99
72) Phenanthrene	6.992	178	1041313	38.839	ng		99
73) Anthracene	7.034	178	1086051	40.740	ng		100
74) Carbazole	7.184	167	1078461	40.792	ng		100
75) Di-n-butylphthalate	7.526	149	1264982	42.780	ng		100
77) Fluoranthene	8.044	202	1413557	39.909	ng		99
78) Benzidine	8.178	184	164332	7.396	ng		95
79) Pyrene	8.247	202	1401943	40.438	ng		100
82) Benzyl butyl phthalate	8.936	149	574962	41.804	ng		99
83) Bis(2-ethylhexyl)phtha...	9.716	149	711108	46.850	ng		98
84) Benz(a)anthracene	9.572	228	1429093	40.529	ng		99
85) Chrysene	9.636	228	1200683	41.776	ng		100
86) Di-n-octylphthalate	10.769	149	1388232	43.610	ng		99
87) 3,3'-dichlorobenzidine	9.577	252	405057	44.322	ng		100
89) Benzo(b)fluoranthene	11.426	252	1530326	38.452	ng		100
90) Benzo(k)fluoranthene	11.474	252	1399112	38.835	ng		100
91) Benzo(a)pyrene	12.109	252	1455734	38.313	ng		100
92) Indeno(1,2,3-cd)pyrene	14.968	276	1472943	40.596	ng		100
93) Dibenz(a,h)anthracene	15.058	278	1441438	40.561	ng		98
94) Benzo(ghi)perylene	15.561	276	1476015	39.920	ng		100

(#)out of range (m)manual integration reviewed by analyst (+)signals summed

Quantitation Report (QT Reviewed)

Data Path : H:\SV2017\CHEM25\08AUG\01\
Data File : 0801_07.D
Acq On : 1 Aug 2017 8:09 pm
Operator :
Client ID : BY76292 LCSD
Lab ID : BY76292 LCSD
ALS Vial : 5 Sample Multiplier: 1

Quant Time: Aug 02 09:21:19 2017
Quant Method : H:\SV2017\CHEM25\METHODS\SPLIT_0720.M
Quant Title : Semivolatiles by GC/MS - EPA Method 625/8270
QLast Update : Wed Aug 02 09:19:27 2017
Response via : Initial Calibration

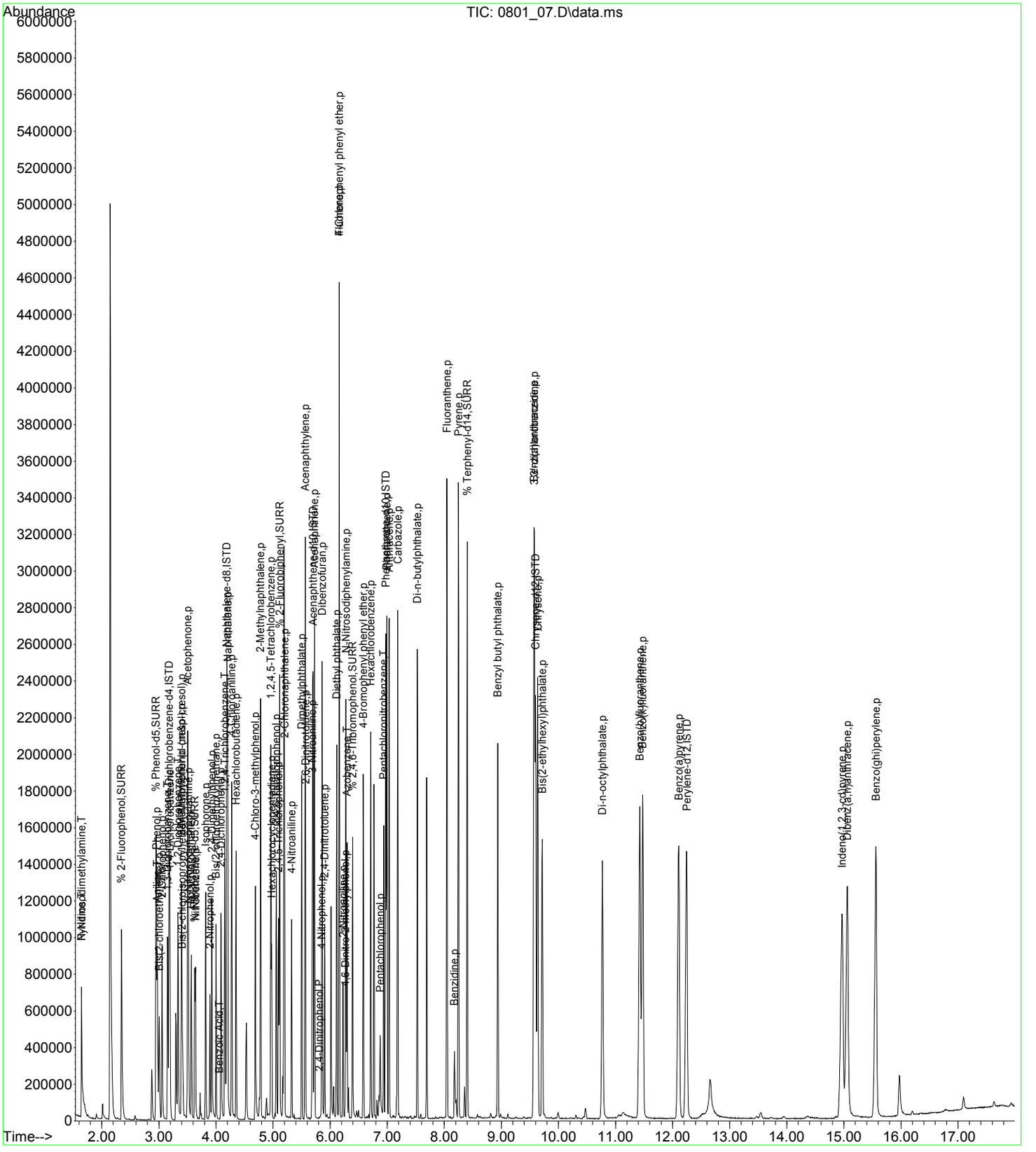

CLIENT ID

SEMIVOLATILE ORGANICS ANALYSIS DATA SHEET

G CREEK STG BLD MS

Client: NETC Lab: Phoenix Env. Labs

SDG No.: GBY76292 Lab Sample ID: BY76292 MS

Sample wt/vol: 15.34 (g/mL) g Lab File ID: 0801_14.D

Concentrated Extract Volume: 1000 (uL) Date Received: 08/01/17

% Moisture: 44 Date Extracted: 08/01/17

Instrument: CHEM25 Inj. Vol. 1.0 (uL) Date Analyzed: 08/01/17

GPC Cleanup:(Y/N) N pH: Dilution Factor: 1

Matrix: (soil/water) Soil CONCENTRATION UNITS:(ug/L or ug/Kg) ug/Kg

CAS NO.	COMPOUND	CONC.	Q	MDL	PQL	R
62-75-9	N-Nitrosodimethylamine	3263		160	160	r
110-86-1	Pyridine	2355		140	140	r
108-95-2	Phenol	4300		190	190	r
111-44-4	Bis(2-chloroethyl)ether	3366		160	160	r
62-53-3	Aniline	2703		470	470	r
95-57-8	2-Chlorophenol	3871		170	170	r
541-73-1	1,3-Dichlorobenzene	3217		170	170	r
106-46-7	1,4-Dichlorobenzene	3408		170	170	r
95-50-1	1,2-Dichlorobenzene	3476		160	160	r
95-48-7	2-Methylphenol (o-cresol)	4718		270	270	r
39638-32-9	Bis(2-chloroisopropyl)ether	3310		160	160	r
621-64-7	N-Nitrosodi-n-propylamine	3827		190	190	r
HNX - M&P CRESOL	3&4-Methylphenol (m&p-cresol)	4416		230	230	r
98-86-2	Acetophenone	3726		180	180	r
67-72-1	Hexachloroethane	2461		170	170	r
98-95-3	Nitrobenzene	3861		200	200	r
78-59-1	Isophorone	3546		160	160	r
88-75-5	2-Nitrophenol	2073		370	370	r
105-67-9	2,4-Dimethylphenol	4549		140	140	r
111-91-1	Bis(2-chloroethoxy)methane	3918		160	160	r
65-85-0	Benzoic Acid	1200	U	1200	1200	r
120-83-2	2,4-Dichlorophenol	4102		200	200	r
120-82-1	1,2,4-Trichlorobenzene	3608		180	180	r
91-20-3	Naphthalene	3761		170	170	r
106-47-8	4-Chloroaniline	3058		270	270	r
87-68-3	Hexachlorobutadiene	3604		210	210	r
59-50-7	4-Chloro-3-methylphenol	4518		200	200	r
91-57-6	2-Methylnaphthalene	3683		170	170	r
77-47-4	Hexachlorocyclopentadiene	180	U	180	180	r
95-94-3	1,2,4,5-Tetrachlorobenzene	3763		200	200	r
88-06-2	2,4,6-Trichlorophenol	4120		190	190	r
95-95-4	2,4,5-Trichlorophenol	4523		320	320	r
91-58-7	2-Chloronaphthalene	3964		170	170	r
100-01-6	4-Nitroaniline	4035		190	190	r
131-11-3	Dimethylphthalate	4149		180	180	r
606-20-2	2,6-Dinitrotoluene	3300		180	180	r

FORM I SV

r=Result Reported U=Not Detected D=Reported Dilution E/J=Estimated Value X=Not Used S=Lab Solvent

CLIENT ID

SEMIVOLATILE ORGANICS ANALYSIS DATA SHEET

G CREEK STG BLD MS

Client: NETC Lab: Phoenix Env. Labs

SDG No.: GBY76292 Lab Sample ID: BY76292 MS

Sample wt/vol: 15.34 (g/mL) g Lab File ID: 0801_14.D

Concentrated Extract Volume: 1000 (uL) Date Received: 08/01/17

% Moisture: 44 Date Extracted: 08/01/17

Instrument: CHEM25 Inj. Vol. 1.0 (uL) Date Analyzed: 08/01/17

GPC Cleanup:(Y/N) N pH: Dilution Factor: 1

Matrix: (soil/water) Soil CONCENTRATION UNITS:(ug/L or ug/Kg) ug/Kg

CAS NO.	COMPOUND	CONC.	Q	MDL	PQL	R
208-96-8	Acenaphthylene	5207		160	160	r
99-09-2	3-Nitroaniline	2530		1200	1200	r
83-32-9	Acenaphthene	4327		180	180	r
51-28-5	2,4-Dinitrophenol	410	U	410	410	r
132-64-9	Dibenzofuran	4240		170	170	r
121-14-2	2,4-Dinitrotoluene	3308		230	230	r
100-02-7	4-Nitrophenol	4514		260	260	r
84-66-2	Diethyl phthalate	4186		180	180	r
86-73-7	Fluorene	4263		190	190	r
7005-72-3	4-Chlorophenyl phenyl ether	3888		200	200	r
88-74-4	2-Nitroaniline	2229		410	410	r
534-52-1	4,6-Dinitro-2-methylphenol	120	U	120	120	r
86-30-6	N-Nitrosodiphenylamine	4370		220	220	r
122-66-7	Azobenzene	4103		190	190	r
101-55-3	4-Bromophenyl phenyl ether	3802		170	170	r
118-74-1	Hexachlorobenzene	3900		170	170	r
87-86-5	Pentachlorophenol	3385		220	220	r
82-68-8	Pentachloronitrobenzene	3192		220	220	r
85-01-8	Phenanthrene	5854		170	170	r
120-12-7	Anthracene	5007		190	190	r
86-74-8	Carbazole	4573		230	230	r
84-74-2	Di-n-butylphthalate	3746		150	150	r
206-44-0	Fluoranthene	6428		190	190	r
92-87-5	Benzidine	340	U	340	340	r
129-00-0	Pyrene	6967		200	200	r
85-68-7	Benzyl butyl phthalate	3730		150	150	r
117-81-7	Bis(2-ethylhexyl)phthalate	5167		170	170	r
56-55-3	Benz(a)anthracene	5375		200	200	r
218-01-9	Chrysene	7021		200	200	r
117-84-0	Di-n-octylphthalate	4033		150	150	r
91-94-1	3,3'-dichlorobenzidine	270	U	270	270	r
205-99-2	Benzo(b)fluoranthene	7425		200	200	r
207-08-9	Benzo(k)fluoranthene	5829		190	190	r
50-32-8	Benzo(a)pyrene	6043		190	190	r
193-39-5	Indeno(1,2,3-cd)pyrene	5542		190	190	r
53-70-3	Dibenz(a,h)anthracene	4777		190	190	r

FORM I SV

r=Result Reported U=Not Detected D=Reported Dilution E/J=Estimated Value X=Not Used S=Lab Solvent

CLIENT ID

SEMIVOLATILE ORGANICS ANALYSIS DATA SHEET

G CREEK STG BLD MS

Client: NETC Lab: Phoenix Env. Labs

SDG No.: GBY76292 Lab Sample ID: BY76292 MS

Sample wt/vol: 15.34 (g/mL) g Lab File ID: 0801_14.D

Concentrated Extract Volume: 1000 (uL) Date Received: 08/01/17

% Moisture: 44 Date Extracted: 08/01/17

Instrument: CHEM25 Inj. Vol. 1.0 (uL) Date Analyzed: 08/01/17

GPC Cleanup:(Y/N) N pH: Dilution Factor: 1

Matrix: (soil/water) Soil CONCENTRATION UNITS:(ug/L or ug/Kg) ug/Kg

CAS NO.	COMPOUND	CONC.	Q	MDL	PQL	R
191-24-2	Benzo(ghi)perylene	5018		190	190	r

FORM I SV

r=Result Reported U=Not Detected D=Reported Dilution E/J=Estimated Value X=Not Used S=Lab Solvent

Quantitation Report (QT Reviewed)

Data Path : H:\SV2017\CHEM25\08AUG\01\
Data File : 0801_14.D
Acq On : 1 Aug 2017 10:32 pm
Operator :
Client ID : G CREEK STG BLD MS
Lab ID : BY76292 MS
ALS Vial : 12 Sample Multiplier: 1

Quant Time: Aug 02 10:01:12 2017
Quant Method : H:\SV2017\CHEM25\METHODS\SPLIT_0720.M
Quant Title : Semivolatiles by GC/MS - EPA Method 625/8270
QLast Update : Wed Aug 02 09:19:27 2017
Response via : Initial Calibration

Compound	R.T.	QIon	Response	Conc	Units		Dev(Min)
Internal Standards							
1) 1,4-Dichlorobenzene-d4	3.183	152	223651m	40.000	ng		0.00
23) Naphthalene-d8	4.192	136	900948	40.000	ng		0.00
41) Acenaphthene-d10	5.699	164	519127	40.000	ng		0.00
65) Phenanthrene-d10	6.976	188	973324	40.000	ng		0.00
81) Chrysene-d12	9.620	240	1122430	40.000	ng		0.02
88) Perylene-d12	12.297	264	1341841	40.000	ng		0.04
System Monitoring Compounds							
5) % 2-Fluorophenol	2.344	112	340184	45.153	ng		0.01
Spiked Amount 75.000	Range 30 - 130		Recovery =	60.20%			
6) % Phenol-d5	2.948	99	415887	48.503	ng		0.00
Spiked Amount 75.000	Range 30 - 130		Recovery =	64.67%			
21) % Nitrobenzene-d5	3.626	82	176637	29.859	ng		0.00
Spiked Amount 50.000	Range 30 - 130		Recovery =	59.72%			
44) % 2-Fluorobiphenyl	5.117	172	584979	31.117	ng		0.00
Spiked Amount 50.000	Range 30 - 130		Recovery =	62.24%			
66) % 2,4,6-Tribromophenol	6.393	62	41799	51.567	ng		0.00
Spiked Amount 75.000	Range 30 - 130		Recovery =	68.76%			
80) % Terphenyl-d14	8.413	244	763039	31.531	ng		0.00
Spiked Amount 50.000			Recovery =	63.06%			
Target Compounds							Qvalue
2) N-Nitrosodimethylamine	1.644	74	131049	28.028	ng		91
3) Pyridine	1.650	79	166321	20.227	ng		98
7) Phenol	2.958	94	320033	36.942	ng		66
8) Bis(2-chloroethyl)ether	3.006	93	181872	28.919	ng		96
9) Aniline	2.974	93	233557	23.217	ng	#	23
10) 2-Chlorophenol	3.055	128	255861	33.253	ng		99
11) 1,3-Dichlorobenzene	3.156	146	251909	27.638	ng		99
12) 1,4-Dichlorobenzene	3.193	146	242634	29.275	ng		100
14) 1,2-Dichlorobenzene	3.338	146	248702	29.863	ng		100
15) 2-Methylphenol (o-cresol)	3.396	107	211139	40.533	ng		89
16) Bis(2-chloroisopropyl)...	3.407	45	140400	28.435	ng		86
17) N-Nitrosodi-n-propylamine	3.519	70	119713	32.875	ng		97
18) 3&4-Methylphenol (m&p-...	3.509	107	292655	37.935	ng	#	71
19) Acetophenone	3.503	105	289683	32.010	ng		80
20) Hexachloroethane	3.567	117	55451	21.140	ng		99
22) Nitrobenzene	3.642	77	183131	33.165	ng		97
24) Isophorone	3.818	82	369758	30.464	ng		99
25) 2-Nitrophenol	3.899	81	17997	17.805	ng		84
26) 2,4-Dimethylphenol	3.931	107	239938	39.074	ng		98
27) Bis(2-chloroethoxy)met...	4.000	93	250469	33.659	ng		98
28) Benzoic Acid	4.000	105	14736m	2.594	ng		
29) 2,4-Dichlorophenol	4.086	162	251359	35.242	ng		99
30) 1,2,4-Trichlorobenzene	4.155	180	251486	30.996	ng		100
33) Naphthalene	4.208	128	667086	32.311	ng		100
34) 4-Chloroaniline	4.273	65	43303	26.267	ng		94
36) Hexachlorobutadiene	4.353	225	139167	30.960	ng		98
37) 4-Chloro-3-methylphenol	4.689	107	230614	38.809	ng		97
38) 2-Methylnaphthalene	4.785	142	538918	31.636	ng		100
40) 1,2,4,5-Tetrachloroben...	4.962	216	304340	32.325	ng		98
42) 2,4,6-Trichlorophenol	5.058	196	195060	35.397	ng		99
43) 2,4,5-Trichlorophenol	5.095	196	216762	38.856	ng		98
45) 2-Chloronaphthalene	5.202	162	499589	34.049	ng		99
46) 4-Nitroaniline	5.325	65	102108	34.666	ng		99
48) Dimethylphthalate	5.507	163	645463	35.644	ng		98
49) 2,6-Dinitrotoluene	5.571	165	118975	28.346	ng		89
50) Acenaphthylene	5.565	152	1080259	44.728	ng		100
51) 3-Nitroaniline	5.688	138	82337	21.736	ng		92
52) Acenaphthene	5.726	154	505696	37.167	ng		99
53) 2,4-Dinitrophenol	5.774	184	228	0.089	ng	#	1
54) Dibenzofuran	5.859	168	806251	36.423	ng		81

Quantitation Report (QT Reviewed)

Data Path : H:\SV2017\CHEM25\08AUG\01\
Data File : 0801_14.D
Acq On : 1 Aug 2017 10:32 pm
Operator :
Client ID : G CREEK STG BLD MS
Lab ID : BY76292 MS
ALS Vial : 12 Sample Multiplier: 1

Quant Time: Aug 02 10:01:12 2017
Quant Method : H:\SV2017\CHEM25\METHODS\SPLIT_0720.M
Quant Title : Semivolatiles by GC/MS - EPA Method 625/8270
QLast Update : Wed Aug 02 09:19:27 2017
Response via : Initial Calibration

Compound	R.T.	QIon	Response	Conc	Units	Dev(Min)
55) 2,4-Dinitrotoluene	5.907	165	149680	28.419	ng	98
56) 4-Nitrophenol	5.859	65	74236	38.773	ng	96
58) Diethyl phthalate	6.116	149	564869	35.963	ng	100
59) Fluorene	6.164	166	638707	36.625	ng	100
60) 4-Chlorophenyl phenyl ...	6.164	204	315978	33.398	ng	99
61) 2-Nitroaniline	6.223	108	25997	19.147	ng	91
62) 4,6-Dinitro-2-methylph...	6.255	198	946	0.253	ng	48
63) N-Nitrosodiphenylamine	6.276	169	479000	37.537	ng	96
64) Azobenzene	6.297	77	413040	35.248	ng	95
67) 4-Bromophenyl phenyl e...	6.586	248	222484	32.662	ng	98
68) Hexachlorobenzene	6.714	142	59051	33.503	ng	97
69) Pentachlorophenol	6.880	266	144021	29.076	ng	100
70) Pentachloronitrobenzene	6.944	214	41463	27.424	ng	99
72) Phenanthrene	6.997	178	1266386	50.287	ng	99
73) Anthracene	7.035	178	1076988	43.013	ng	98
74) Carbazole	7.189	167	975422	39.280	ng	99
75) Di-n-butylphthalate	7.531	149	893825	32.182	ng	100
77) Fluoranthene	8.071	202	1837013	55.217	ng	99
78) Benzidine	8.413	184	6984	0.335	ng	47
79) Pyrene	8.263	202	1948959	59.851	ng	100
82) Benzyl butyl phthalate	8.947	149	450000	32.044	ng	98
83) Bis(2-ethylhexyl)phtha...	9.732	149	687954	44.390	ng	98
84) Benz(a)anthracene	9.593	228	1662290	46.171	ng	94
85) Chrysene	9.658	228	1769906	60.312	ng	99
86) Di-n-octylphthalate	10.795	149	1125939	34.641	ng	99
87) 3,3'-dichlorobenzidine	9.620	252	6606	0.708	ng	72
89) Benzo(b)fluoranthene	11.474	252	2628700	63.786	ng	98
90) Benzo(k)fluoranthene	11.522	252	1868173	50.076	ng	98
91) Benzo(a)pyrene	12.163	252	2042370	51.908	ng	99
92) Indeno(1,2,3-cd)pyrene	15.064	276	1788733	47.609	ng	99
93) Dibenz(a,h)anthracene	15.139	278	1510192	41.038	ng	97
94) Benzo(ghi)perylene	15.641	276	1650434	43.107	ng	100

(#)out of range (m)manual integration reviewed by analyst (+)signals summed

Quantitation Report (QT Reviewed)

Data Path : H:\SV2017\CHEM25\08AUG\01\
Data File : 0801_14.D
Acq On : 1 Aug 2017 10:32 pm
Operator :
Client ID : G CREEK STG BLD MS
Lab ID : BY76292 MS
ALS Vial : 12 Sample Multiplier: 1

Quant Time: Aug 02 10:01:12 2017
Quant Method : H:\SV2017\CHEM25\METHODS\SPLIT_0720.M
Quant Title : Semivolatiles by GC/MS - EPA Method 625/8270
QLast Update : Wed Aug 02 09:19:27 2017
Response via : Initial Calibration

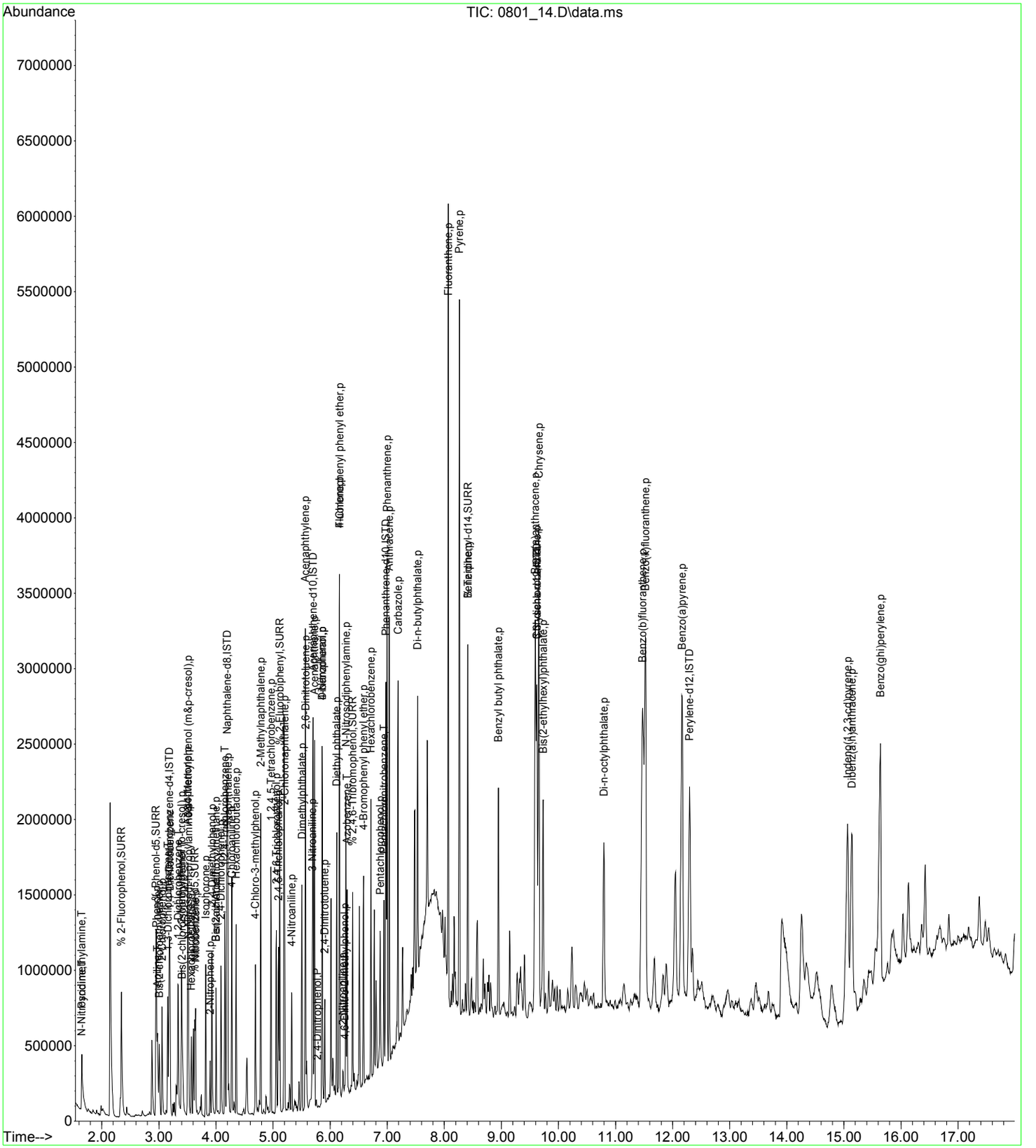

CLIENT ID

SEMIVOLATILE ORGANICS ANALYSIS DATA SHEET

BY76292 BLANK

Client: NETC Lab: Phoenix Env. Labs

SDG No.: GBY76292 Lab Sample ID: BY76292 BL

Sample wt/vol: 15.00 (g/mL) g Lab File ID: 0801_05.D

Concentrated Extract Volume: 1000 (uL) Date Received: 08/01/17

% Moisture: n.a. Date Extracted: 08/01/17

Instrument: CHEM25 Inj. Vol. 1.0 (uL) Date Analyzed: 08/01/17

GPC Cleanup:(Y/N) N pH: Dilution Factor: 1

Matrix: (soil/water) Soil CONCENTRATION UNITS:(ug/L or ug/Kg) ug/Kg

CAS NO.	COMPOUND	CONC.	Q	MDL	PQL	R
62-75-9	N-Nitrosodimethylamine	230	U	94	230	r
110-86-1	Pyridine	230	U	82	230	r
108-95-2	Phenol	230	U	110	230	r
111-44-4	Bis(2-chloroethyl)ether	130	U	90	130	r
62-53-3	Aniline	330	U	330	330	r
95-57-8	2-Chlorophenol	230	U	95	230	r
541-73-1	1,3-Dichlorobenzene	230	U	99	230	r
106-46-7	1,4-Dichlorobenzene	230	U	99	230	r
95-50-1	1,2-Dichlorobenzene	180	U	94	180	r
95-48-7	2-Methylphenol (o-cresol)	230	U	160	230	r
39638-32-9	Bis(2-chloroisopropyl)ether	230	U	93	230	r
621-64-7	N-Nitrosodi-n-propylamine	130	U	110	130	r
HNX - M&P CRESOI	3&4-Methylphenol (m&p-cresol)	230	U	130	230	r
98-86-2	Acetophenone	230	U	100	230	r
67-72-1	Hexachloroethane	130	U	100	130	r
98-95-3	Nitrobenzene	130	U	120	130	r
78-59-1	Isophorone	130	U	93	130	r
88-75-5	2-Nitrophenol	230	U	210	230	r
105-67-9	2,4-Dimethylphenol	230	U	83	230	r
111-91-1	Bis(2-chloroethoxy)methane	230	U	92	230	r
65-85-0	Benzoic Acid	330	U	670	330	r
120-83-2	2,4-Dichlorophenol	130	U	120	130	r
120-82-1	1,2,4-Trichlorobenzene	230	U	100	230	r
91-20-3	Naphthalene	230	U	96	230	r
106-47-8	4-Chloroaniline	230	U	160	230	r
87-68-3	Hexachlorobutadiene	230	U	120	230	r
59-50-7	4-Chloro-3-methylphenol	230	U	120	230	r
91-57-6	2-Methylnaphthalene	230	U	99	230	r
77-47-4	Hexachlorocyclopentadiene	230	U	100	230	r
95-94-3	1,2,4,5-Tetrachlorobenzene	230	U	120	230	r
88-06-2	2,4,6-Trichlorophenol	130	U	110	130	r
95-95-4	2,4,5-Trichlorophenol	230	U	180	230	r
91-58-7	2-Chloronaphthalene	230	U	95	230	r
100-01-6	4-Nitroaniline	230	U	110	230	r
131-11-3	Dimethylphthalate	230	U	100	230	r
606-20-2	2,6-Dinitrotoluene	130	U	110	130	r

FORM I SV

r=Result Reported U=Not Detected D=Reported Dilution E/J=Estimated Value X=Not Used S=Lab Solvent

CLIENT ID

SEMIVOLATILE ORGANICS ANALYSIS DATA SHEET

BY76292 BLANK

Client: NETC Lab: Phoenix Env. Labs

SDG No.: GBY76292 Lab Sample ID: BY76292 BL

Sample wt/vol: 15.00 (g/mL) g Lab File ID: 0801_05.D

Concentrated Extract Volume: 1000 (uL) Date Received: 08/01/17

% Moisture: n.a. Date Extracted: 08/01/17

Instrument: CHEM25 Inj. Vol. 1.0 (uL) Date Analyzed: 08/01/17

GPC Cleanup:(Y/N) N pH: Dilution Factor: 1

Matrix: (soil/water) Soil CONCENTRATION UNITS:(ug/L or ug/Kg) ug/Kg

CAS NO.	COMPOUND	CONC.	Q	MDL	PQL	R
208-96-8	Acenaphthylene	130	U	93	130	r
99-09-2	3-Nitroaniline	330	U	330	330	r
83-32-9	Acenaphthene	230	U	100	230	r
51-28-5	2,4-Dinitrophenol	230	U	230	230	r
132-64-9	Dibenzofuran	230	U	97	230	r
121-14-2	2,4-Dinitrotoluene	130	U	130	130	r
100-02-7	4-Nitrophenol	230	U	150	230	r
84-66-2	Diethyl phthalate	230	U	110	230	r
86-73-7	Fluorene	230	U	110	230	r
7005-72-3	4-Chlorophenyl phenyl ether	230	U	110	230	r
88-74-4	2-Nitroaniline	330	U	330	330	r
534-52-1	4,6-Dinitro-2-methylphenol	230	U	170	230	r
86-30-6	N-Nitrosodiphenylamine	130	U	130	130	r
122-66-7	Azobenzene	230	U	110	230	r
101-55-3	4-Bromophenyl phenyl ether	230	U	98	230	r
118-74-1	Hexachlorobenzene	130	U	97	130	r
87-86-5	Pentachlorophenol	230	U	130	230	r
82-68-8	Pentachloronitrobenzene	230	U	120	230	r
85-01-8	Phenanthrene	130	U	95	130	r
120-12-7	Anthracene	230	U	110	230	r
86-74-8	Carbazole	230	U	230	230	r
84-74-2	Di-n-butylphthalate	230	U	89	230	r
206-44-0	Fluoranthene	230	U	110	230	r
92-87-5	Benzidine	330	U	200	330	r
129-00-0	Pyrene	230	U	110	230	r
85-68-7	Benzyl butyl phthalate	230	U	86	230	r
117-81-7	Bis(2-ethylhexyl)phthalate	230	U	96	230	r
56-55-3	Benz(a)anthracene	230	U	110	230	r
218-01-9	Chrysene	230	U	110	230	r
117-84-0	Di-n-octylphthalate	230	U	86	230	r
91-94-1	3,3'-dichlorobenzidine	130	U	130	130	r
205-99-2	Benzo(b)fluoranthene	160	U	110	160	r
207-08-9	Benzo(k)fluoranthene	230	U	110	230	r
50-32-8	Benzo(a)pyrene	130	U	110	130	r
193-39-5	Indeno(1,2,3-cd)pyrene	230	U	110	230	r
53-70-3	Dibenz(a,h)anthracene	130	U	110	130	r

FORM I SV

r=Result Reported U=Not Detected D=Reported Dilution E/J=Estimated Value X=Not Used S=Lab Solvent

CLIENT ID

SEMIVOLATILE ORGANICS ANALYSIS DATA SHEET

BY76292 BLANK

Client: NETC Lab: Phoenix Env. Labs

SDG No.: GBY76292 Lab Sample ID: BY76292 BL

Sample wt/vol: 15.00 (g/mL) g Lab File ID: 0801_05.D

Concentrated Extract Volume: 1000 (uL) Date Received: 08/01/17

% Moisture: n.a. Date Extracted: 08/01/17

Instrument: CHEM25 Inj. Vol. 1.0 (uL) Date Analyzed: 08/01/17

GPC Cleanup:(Y/N) N pH: Dilution Factor: 1

Matrix: (soil/water) Soil CONCENTRATION UNITS:(ug/L or ug/Kg) ug/Kg

CAS NO.	COMPOUND	CONC.	Q	MDL	PQL	R
191-24-2	Benzo(ghi)perylene	230	U	110	230	r

FORM I SV

r=Result Reported U=Not Detected D=Reported Dilution E/J=Estimated Value X=Not Used S=Lab Solvent

Quantitation Report (QT/LSC Reviewed)

Data Path : H:\SV2017\CHEM25\08AUG\01\
Data File : 0801_05.D
Acq On : 1 Aug 2017 7:25 pm
Operator :
Client ID : BY76292 BLANK
Lab ID : BY76292 BLANK
ALS Vial : 3 Sample Multiplier: 1

Quant Time: Aug 02 09:19:44 2017
Quant Method : H:\SV2017\CHEM25\METHODS\SPLIT_0720.M
Quant Title : Semivolatiles by GC/MS - EPA Method 625/8270
QLast Update : Wed Aug 02 09:19:27 2017
Response via : Initial Calibration

Compound	R.T.	QIon	Response	Conc	Units	Dev(Min)
Internal Standards						
1) 1,4-Dichlorobenzene-d4	3.177	152	324320	40.000	ng	0.00
23) Naphthalene-d8	4.187	136	1164581	40.000	ng	0.00
41) Acenaphthene-d10	5.694	164	670462	40.000	ng	0.00
65) Phenanthrene-d10	6.970	188	1212715	40.000	ng	0.00
81) Chrysene-d12	9.593	240	1305490	40.000	ng	-0.01
88) Perylene-d12	12.243	264	1403257	40.000	ng	-0.02
System Monitoring Compounds						
5) % 2-Fluorophenol	2.344	112	427135	39.096	ng	0.01
Spiked Amount 75.000	Range 30 - 130		Recovery =	52.13%		
6) % Phenol-d5	2.942	99	556100	44.724	ng	0.00
Spiked Amount 75.000	Range 30 - 130		Recovery =	59.63%		
21) % Nitrobenzene-d5	3.626	82	260406	30.356	ng	0.00
Spiked Amount 50.000	Range 30 - 130		Recovery =	60.72%		
44) % 2-Fluorobiphenyl	5.117	172	833954	34.348	ng	0.00
Spiked Amount 50.000	Range 30 - 130		Recovery =	68.70%		
66) % 2,4,6-Tribromophenol	6.388	62	44615	44.176	ng	0.00
Spiked Amount 75.000	Range 30 - 130		Recovery =	58.91%		
80) % Terphenyl-d14	8.402	244	1108486	36.764	ng	0.00
Spiked Amount 50.000			Recovery =	73.52%		
Target Compounds						Qvalue

(#)out of range (m)manual integration reviewed by analyst (+)signals summed

Quantitation Report (QT/LSC Reviewed)

Data Path : H:\SV2017\CHEM25\08AUG\01\
Data File : 0801_05.D
Acq On : 1 Aug 2017 7:25 pm
Operator :
Client ID : BY76292 BLANK
Lab ID : BY76292 BLANK
ALS Vial : 3 Sample Multiplier: 1

Quant Time: Aug 02 09:19:44 2017
Quant Method : H:\SV2017\CHEM25\METHODS\SPLIT_0720.M
Quant Title : Semivolatiles by GC/MS - EPA Method 625/8270
QLast Update : Wed Aug 02 09:19:27 2017
Response via : Initial Calibration



Injection Log

Data Directory: H:\SV2017\CHEM25\07JUL\20\

Line	Vl	FileName	SampleName	MiscInfo	Injection Time
1)	1	0720_01.D	DFTPP TUNE	50PPM DFTPP;16B	07/20/17 7:08
2)	2	0720_02.D	ICAL 30	30PPM 8270;MIX A	07/20/17 7:30
3)	3	0720_03.D	ICAL 100	100PPM 8270;MIX A	07/20/17 7:53
4)	4	0720_04.D	ICAL 70	70PPM 8270;MIX A	07/20/17 8:15
5)	5	0720_05.D	ICAL 50	50PPM 8270;MIX A	07/20/17 8:38
6)	6	0720_06.D	ICAL 20	20PPM 8270;MIX A	07/20/17 9:01
7)	7	0720_07.D	ICAL 10	10PPM 8270;MIX A	07/20/17 9:23
8)	8	0720_08.D	ICAL 3.5	3.5PPM 8270;MIX A	07/20/17 9:46
9)	9	0720_09.D	ICAL 1	1.0PPM 8270;MIX A	07/20/17 10:08
10)	10	0720_10.D	ICAL 30	30PPM BENZIDINE	07/20/17 10:31
11)	11	0720_11.D	ICAL 100	100PPM BENZIDINE	07/20/17 10:54
12)	12	0720_12.D	ICAL 70	70PPM BENZIDINE	07/20/17 11:16
13)	13	0720_13.D	ICAL 50	50PPM BENZIDINE	07/20/17 11:39
14)	14	0720_14.D	ICAL 20	20PPM BENZIDINE	07/20/17 12:02
15)	15	0720_15.D	ICAL 10	10PPM BENZIDINE	07/20/17 12:24
16)	16	0720_16.D	ICAL 3.5	3.5PPM BENZIDINE	07/20/17 12:47
17)	17	0720_17.D	ICAL 1	1.0PPM BENZIDINE	07/20/17 13:10
18)	18	0720_18.D	50PPM CVS;		07/20/17 13:32
19)	1	0720_19.D	50PPM DFTPP;17C		07/20/17 20:29
20)	2	0720_20.D	30PPM 8270;MIX A		07/20/17 20:51
21)	3	0720_21.D	BLK 68341 A SVPAH 7/20		07/20/17 21:14
22)	4	0720_22.D	BLK 68194 A SV 7/20		07/20/17 21:37
23)	5	0720_23.D	LCS 68194 A SV 7/20		07/20/17 21:59
24)	6	0720_24.D	LCSD 68194 A SV 7/20		07/20/17 22:22
25)	7	0720_25.D	MS 68194 A SV 7/20		07/20/17 22:45
26)	8	0720_26.D	MSD 68194 A SV 7/20		07/20/17 23:07
27)	9	0720_27.D	68194 A SV 7/20		07/20/17 23:30
28)	10	0720_28.D	BLK 68472 A SV 7/20		07/20/17 23:53
29)	11	0720_29.D	LCS 68472 A SV 7/20		07/21/17 0:16
30)	12	0720_30.D	LCSD 68472 A SV 7/20		07/21/17 0:38
31)	13	0720_31.D	MS 68472 A SV 7/20		07/21/17 1:01
32)	14	0720_32.D	MSD 68472 A SV 7/20		07/21/17 1:24
33)	15	0720_33.D	68472 A SV 7/20		07/21/17 1:46
34)	16	0720_34.D	68753 A SV 7/20		07/21/17 2:09
35)	17	0720_35.D	68754 A SV 7/20		07/21/17 2:31
36)	18	0720_36.D	68755 A SV 7/20		07/21/17 2:54
37)	19	0720_37.D	68756 A SV 7/20		07/21/17 3:17
38)	20	0720_38.D	68757 A SV 7/20		07/21/17 3:39
39)	21	0720_39.D	68758 A SV 7/20		07/21/17 4:02
40)	22	0720_40.D	68759 A SV 7/20		07/21/17 4:25
41)	23	0720_41.D	68300 A SV 7/20		07/21/17 4:47
42)	24	0720_42.D	68766 A SV 7/20		07/21/17 5:10
43)	25	0720_43.D	68767 A SV 7/20		07/21/17 5:32
44)	26	0720_44.D	68768 A SV 7/20		07/21/17 5:55
45)	27	0720_45.D	68769 A SV 7/20		07/21/17 6:18
46)	28	0720_46.D	68851 A SV 7/20		07/21/17 6:40
47)	29	0720_47.D	68852 A SV 7/20		07/21/17 7:03
48)	30	0720_48.D	69090 A SV 7/20		07/21/17 7:25
49)	31	0720_49.D	68473 A SV 7/20		07/21/17 7:48
50)	32	0720_50.D	30PPM 8270;MIXA		07/21/17 8:11

Injection Log

Data Directory: H:\SV2017\CHEM25\08AUG\01\

Line	Vl	FileName	SampleName	MiscInfo	Injection Time
1)	0	0801_12.D	*** No MS or GC data present ***		N/A
2)	1	0801_01.D	50PPM DFTPP;16B		08/01/17 8:30
3)	2	0801_02.D	30PPM 8270;MIX A		08/01/17 8:52
4)	1	0801_03.D	DFTPP TUNE	50PPM DFTPP;17C	08/01/17 18:41
5)	2	0801_04.D	CCAL 30	30PPM 8270;MIX A	08/01/17 19:03
6)	3	0801_05.D	BY76292 BLANK	BY76292 BLANK	08/01/17 19:25
7)	4	0801_06.D	BY76292 LCS	BY76292 LCS	08/01/17 19:47
8)	5	0801_07.D	BY76292 LCSD	BY76292 LCSD	08/01/17 20:09
9)	6	0801_08.D	75708 A SV 8/1 DP		08/01/17 20:31
10)	7	0801_09.D	75709 A SV 8/1 DP		08/01/17 20:53
11)	8	0801_10.D	75707 20X A SV 8/1 DP 1ST		08/01/17 21:15
12)	9	0801_11.D	75710 20X A SV 8/1 DP 1ST		08/01/17 21:36
13)	11	0801_13.D	MS 76292 A SV 8/1 DP		08/01/17 22:10
14)	12	0801_14.D	G CREEK STG BLD MS	BY76292 MS	08/01/17 22:32
15)	13	0801_15.D	G CREEK STG BLD	BY76292	08/01/17 22:53
16)	14	0801_16.D	CCAL 30	30PPM 8270; MIXA	08/01/17 23:15
17)	15	0801_17.D	75659 A SV 8/1		08/01/17 23:37
18)	16	0801_18.D	75852 A SV 8/1		08/01/17 23:59
19)	17	0801_19.D	75892 A SV 8/1		08/02/17 0:21
20)	18	0801_20.D	75893 A SV 8/1		08/02/17 0:43
21)	19	0801_21.D	75903 20X A SV 8/1 1ST RU		08/02/17 1:05
22)	20	0801_22.D	75903 20X A SV 8/1 90:10		08/02/17 1:27
23)	21	0801_23.D	75904 20X A SV 8/1 1ST RU		08/02/17 1:49
24)	22	0801_24.D	75904 20X A SV 8/1 90:10		08/02/17 2:11
25)	23	0801_25.D	75203 A SV 8/1		08/02/17 2:33
26)	24	0801_26.D	75495 A SV 8/1		08/02/17 2:55
27)	25	0801_27.D	75496 A SV 8/1		08/02/17 3:17
28)	26	0801_28.D	75497 A SV 8/1		08/02/17 3:39
29)	27	0801_29.D	75306 A SV 8/1		08/02/17 4:01
30)	2	0801_30.D	30PPM 8270; MIXA		08/02/17 4:22

ASE **Soil Ext. for Semi- Vol**

ASESV-395950 **QAQC Code** #Q$8270S **QAQC Sample #** BY76292 08/01/17 7:37 AM

Sample / C#	Acode	Analysis/ ASE Id	Initial Vol(mL)	Surrogate Vol (ml)	Final Vol (ml)	Cell #	Comments	Start Date	Finish Date	Initials
BY76292 **	BLK	ASE #8	15	0.5	1	D3	(1)	08/01	08/01	######
BY76292 **	LCS	ASE #8	15	0.5	1	D52	1ML SPK	08/01	08/01	######
BY76292 **	LCSD	ASE #8 VOA	15	0.5	1	R266	1ML SPK	08/01	08/01	######
BY76292 ** - 2	MS	ASE #8	15.34	0.5	1	R184	1ML SPK	08/01	08/01	JJ/CKV
BY76292 ** - 2	MSD	ASE #8	15.22	0.5	1	R254	1ML SPK	08/01	08/01	JJ/CKV
BY75203	ASESV	ASE #8 VOA	15.49	0.5	1	715		08/01	08/01	######
BY75495	ASESV	ASE #8 VOA	15.01	0.5	1	R207		08/01	08/01	######
BY75496	ASESV	ASE #8 VOA	15.31	0.5	1	R209		08/01	08/01	######
BY75497	ASESV	ASE #8 VOA	15.20	0.5	1	R99		08/01	08/01	######
BY75306 ** - 1	ASESV	ASE #8	15.05	0.5	1	T15		08/01	08/01	JJ/CKV
BY75636 * - 1	ASESV	ASE #8 VOA	15.20	0.5	1	T16		08/01	08/01	JJ/CKV
BY75637 * - 1	ASESV	ASE #8 VOA	15.21	0.5	1	916		08/01	08/01	JJ/CKV
BY75707 ** - 4	ASESV	ASE #8 VOA	15.08	0.5	1	R187		08/01	08/01	JJ/CKV
BY75708 ** - 4	ASESV	ASE #8 VOA	15.04	0.5	1	R100		08/01	08/01	JJ/CKV
BY75709 ** - 4	ASESV	ASE #8 VOA	15.39	0.5	1	T63		08/01	08/01	JJ/CKV
BY75710 ** - 4	ASESV	ASE #8 VOA	15.49	0.5	1	T98		08/01	08/01	JJ/CKV
BY76292 ** - 2	ASESV	ASE #8 VOA	15.43	0.5	1	638		08/01	08/01	JJ/CKV
BY75659 - 6	ASESV	ASE #8 VOA	15.40	0.5	1	T88		08/01	08/01	JJ/CKV
BY75852 - 8	ASESV	ASE #8 VOA	15.18	0.5	1	T84		08/01	08/01	JJ/CKV

QC Rpt Cmnt MSD not reported for this batch.

Prep Comment MS had 0% recoveries for many PAHs, reported MSD as MS and removed MSD code (even though lss are low around 50%)

Post Comment

Surrogate Id # ultra (CUS-8804) **Tracking #** **Time In**

Spike # **Tracking #** **Time Out**

LCSID # **Tracking #** **Temp**

Standards **Time Basic**

Vendor Id	Item ID	Phoenix Lot Number	Vendor Lot Number	Expiration Date
Brand-Nu	Acetone	S#7Y1	170015	01/19/18
Brand-Nu	Dcm	S#816	DS110	01/26/18
Phoenix	SVOA - 50ppm Benzidine Spike		----------	
Phoenix	SVOA - SV Spike	SVOA17J	----------	05/22/18
Ultra	Semi-volatile Sm Surrogate W/o Color Ind. Cus-8804	S#7CC	CR-2570	01/24/18

PHOENIX
Environmental Laboratories, Inc.

587 East Middle Turnpike, P.O. Box 370, Manchester, CT 06040
Telephone: 860.645.1102 • Fax: 860.645.0823

NY ANALYTICAL SERVICES PROTOCOL
DATA PACKAGE

Client: NETC

125 BATH STREET

Laboratory Project: GBY76292

Semi-Volatiles (Water)
Ver 1

Organic Data Flags

LOD(MDL): Limit of Detection or Method Detection Limit
The minimum reportable concentration that can be measured with confidence.

PQL(RL): Practical Quantitation Level or Reporting Level
This value is at or above the MDL and is supported by the lowest calibration standard.

· Q Qualifiers:

U - The compound was analyzed for but not detected at or above the MDL. The number immediately preceding the “U” represents the PQL reporting level corrected for percent solids, weight and/or volume calculations, and dilution factors.

J - Indicates an estimated value, may indicate one of the following, depending on the situation:
a) The reported value is estimated and below the MDL
b) Used when estimating a concentration for TIC where a 1:1 response is assumed or when the result indicates the presence of a compound that meets the indentification criteria, but the results is less than the quantitation limit, but greater than zero.
c) QC associated with this analyte is within warning limits.

X - The concentration is not reported. This quantitation file was not evaluated for this compound at this dilution; a volatile purging or related issue may be the cause.

L - Biased Low

N - The concentration is based on the response of the nearest internal. This flag is used on the TIC form for all compounds identified.

S - This compound is a solvent that is used in the laboratory. Laboratory contamination is suspected if concentration is less than five times the reporting level.

B - This compound was also present in the method blank

D - The reported concentration is the result of a diluted analysis.

E - The reported value is estimated because the concentration exceeded the calibration range.

A - Indicates that the tentatively identified compound is a suspected aldol condensation product. Aldol condensation products are produced during the extraction process.

Q - For TICS, this compound was quantitated using a calibration curve. This compound is part of the instrument method, but not part of the client target list.

P- Percent difference is greater than 25% between the two GC columns and the lower result is reported.

PHOENIX
Environmental Laboratories, Inc.
587 East Middle Turnpike, P.O.Box 370, Manchester, CT 06040
Tel. (860) 645-1102 Fax (860) 645-0823

ACCREDITED IN ACCORDANCE WITH nelac NY # 11301

SDG: GBY76292

Semi-Volatile Water Conformance / Non-Conformance Summary

Project ID / Client ID: 125 BATH STREET, NETC

The samples were analyzed for a semivolatile list of compounds by GC/MS full scan and by GC/MS sim analysis.

Form 1 (Analysis):

No observations noted.

Form 2 (Surrogates):

All surrogates met criteria with the following exceptions: None.

Form 3 (Laboratory Control/Matrix Spike):

Sample: BY76293 LCS
All LCS recoveries met criteria with the following exceptions: None.
Only an LCS is reported with this QC batch.

Sample: BY76293 MS
All MS recoveries met criteria with the following exceptions: Bis(2-ethylhexyl)phthalate 137%
All MSD recoveries met criteria with the following exceptions: None.
All MS/MSD RPDs met criteria with the following exceptions: None.

Sample: BY76293 LCS
All LCS recoveries met criteria with the following exceptions: 1,3-Dichlorobenzene 40%, 1,4-Dichlorobenzene 41%, 2,4-Dinitrophenol 165%, 2-Nitroaniline 133%, 4,6-Dinitro-2-methylphenol 132%
Only an LCS is reported with this QC batch.

Sample: BY76293 MS
All MS recoveries met criteria with the following exceptions: 1,3-Dichlorobenzene 49%, 1,4-Dichlorobenzene 50%, 2,4-Dinitrophenol 175%, 2,4-Dinitrotoluene 106%, 2-Nitroaniline 133%, 4,6-Dinitro-2-methylphenol 144%, Benzidine 0%
All MSD recoveries met criteria with the following exceptions: 1,3-Dichlorobenzene 42%, 1,4-Dichlorobenzene 43%, 2,4-Dinitrophenol 166%, 2,4-Dinitrotoluene 104%, 4,6-Dinitro-2-methylphenol 132%, Benzidine 0%
All MS/MSD RPDs met criteria with the following exceptions: None.

Form 4 (Method Blank):

File: CHEM07 0802_04.D
All compounds were non-detect with the following exceptions: Nitrobenzene (0.05B)

File: CHEM06 0802_05.D
All compounds were non-detect with the following exceptions: None.

Form 5 (Tune):

File: CHEM06 0724_01.D
All Tune criteria was met with the following exceptions: None.

File: CHEM06 0802_03.D
All Tune criteria was met with the following exceptions: None.

File: CHEM07 0725_01.D
All Tune criteria was met with the following exceptions: None.

PHOENIX
Environmental Laboratories, Inc.
587 East Middle Turnpike, P.O.Box 370, Manchester, CT 06040
Tel. (860) 645-1102 Fax (860) 645-0823

ACCREDITED IN ACCORDANCE WITH nelac NY # 11301

SDG: GBY76292

Semi-Volatile Water Conformance / Non-Conformance Summary

Project ID / Client ID: 125 BATH STREET, NETC

File: CHEM07 0802_01.D
All Tune criteria was met with the following exceptions: None.
Sample CCAL 2.5 (0802_28.D) was outside the 12 hour clock due to power failure.

File: CHEM25 0720_01.D
All Tune criteria was met with the following exceptions: None.

File: CHEM25 0803_01.D
All Tune criteria was met with the following exceptions: None.

Form 6 (Initial Calibration):

Calibration: CHEM06 07/24/17 - 07/24/17
98% of method compounds met criteria.
The following compounds did not meet % deviation criteria: 2,4-Dinitrophenol 60.8% (20)
The following compounds did not meet maximum % deviations: 2,4-Dinitrophenol 60.8% (40)
The following compounds did not meet recommended response factors: 2-Nitrophenol 0.061 (0.1)
The following compounds did not meet minimum response factors: None.

Calibration: CHEM07 07/25/17 - 07/25/17
98% of method compounds met criteria.
The following compounds did not meet % deviation criteria: None.
The following compounds did not meet maximum % deviations: None.
The following compounds did not meet recommended response factors: None.
The following compounds did not meet minimum response factors: None.

Calibration: CHEM25 07/20/17 - 07/20/17
99% of method compounds met criteria.
The following compounds did not meet % deviation criteria: None.
The following compounds did not meet maximum % deviations: None.
The following compounds did not meet recommended response factors: 2-Nitrophenol 0.045 (0.1)
The following compounds did not meet minimum response factors: None.

Form 7 (Continuing Calibration):

The compound Benzidine is analyzed independently as part of the DFTPP file and an RRF is only provided for the opening continuing calibration standard.

File: CHEM06 0802_04.D (Opening)
95% of method compounds met criteria.
Internal standard areas were within 50%-200% of the initial calibration with the following exceptions: None.
The following compounds did not meet % deviation criteria: Benzoic Acid -23.8% (20) , 2,4-Dinitrophenol -60.3% (20) , 2-Nitroaniline 21.3% (20) , 4,6-Dinitro-2-methylphenol -27.1% (20)
The following compounds did not meet maximum % deviations: 2,4-Dinitrophenol -60.3% (40)
The following compounds did not meet recommended response factors: 2-Nitrophenol 0.056 (0.1)
The following compounds did not meet minimum response factors: None.

File: CHEM06 0802_31.D (Closing)
The following compounds did not meet maximum % deviations: Benzidine -110531.2% (50)
The following compounds did not meet minimum response factors: None.

File: CHEM07 0802_02.D (Opening)

PHOENIX
Environmental Laboratories, Inc.
587 East Middle Turnpike, P.O.Box 370, Manchester, CT 06040
Tel. (860) 645-1102 Fax (860) 645-0823

ACCREDITED IN ACCORDANCE WITH nelac NY # 11301

SDG: GBY76292

Semi-Volatile Water Conformance / Non-Conformance Summary

Project ID / Client ID: 125 BATH STREET, NETC

94% of method compounds met criteria.
Internal standard areas were within 50%-200% of the initial calibration with the following exceptions: None.
The following compounds did not meet % deviation criteria: % 2,4,6-Tribromophenol 20.2% (20)
The following compounds did not meet maximum % deviations: None.
The following compounds did not meet recommended response factors: None.
The following compounds did not meet minimum response factors: None.

File: CHEM07 0802_28.D (Closing)
The following compounds did not meet maximum % deviations: None.
The following compounds did not meet minimum response factors: None.

File: CHEM25 0803_02.D (Opening)
98% of method compounds met criteria.
Internal standard areas were within 50%-200% of the initial calibration with the following exceptions: None.
The following compounds did not meet % deviation criteria: Hexachlorocyclopentadiene 22.0% (20)
The following compounds did not meet maximum % deviations: None.
The following compounds did not meet recommended response factors: 2-Nitrophenol 0.046 (0.1)
The following compounds did not meet minimum response factors: None.

File: CHEM25 0803_31.D (Closing)
The following compounds did not meet maximum % deviations: Benzidine -116333.6% (50)
The following compounds did not meet minimum response factors: None.

Form 8 (Internal Standard and Retention Time):

File: CHEM06 - 0724_02.D
All samples met internal standard area and retention time critieria with the following exceptions: None.

File: CHEM06 - 0802_04.D
All samples met internal standard area and retention time critieria with the following exceptions: None.

File: CHEM07 - 0725_02.D
All samples met internal standard area and retention time critieria with the following exceptions: None.

File: CHEM07 - 0802_02.D
All samples met internal standard area and retention time critieria with the following exceptions:
0802_28.D - CCAL 2.5: Chrysene-d12; Area 1335314 (320567 - 1327603)

File: CHEM25 - 0720_02.D
All samples met internal standard area and retention time critieria with the following exceptions: None.

File: CHEM25 - 0803_02.D
All samples met internal standard area and retention time critieria with the following exceptions: None.

Observations:
The client requested the 8270 compound list for this delivery group.

The lowest possible reporting limit under SIM conditions is 0.02 ug/L. The NY TOGS GA criteria for some PAHs is 0.002 ug/L. This level can not be achieved.
Toxaphene is reported to the lowest possible reporting level. The NY TOGS criteria for this compound can not be achieved.

PHOENIX
Environmental Laboratories, Inc.
587 East Middle Turnpike, P.O.Box 370, Manchester, CT 06040
Tel. (860) 645-1102 Fax (860) 645-0823

ACCREDITED IN ACCORDANCE WITH nelac NY # 11301

SDG: GBY76292

Semi-Volatile Water Conformance / Non-Conformance Summary

Project ID / Client ID: 125 BATH STREET, NETC

Lauren Muirhead 08/14/17

Lauren Muirhead
Project Manager

2C
Water SEMIVOLATILE SURROGATE RECOVERY (FULL SCAN)

Lab Name: Phoenix Environmental Labs Client: NETC

Lab Code: Phoenix Case No.: SDG No.: GBY76292

QC Batch Id: 396033 QC Sample Id: BY76293

	CLIENT ID	LAB ID	S1 2FP #	S2 PHL #	S3 NBZ #	S4 FBP #	S5 TBP #	S6 TPH #	TOT OUT
01	BY76293 BLANK	BY76293 BLANK	45	33	72	69	75	88	0
02	BY76293 LCS	BY76293 LCS	47	37	79	81	94	94	0
03	BB-2 MS	BY76293 MS	42	33	73	81	93	97	0
04	BB-2 MSD	BY76293 MSD	41	32	76	82	99	98	0
05	BB-2	BY76293	39	29	71	74	89	91	0
06	MW-6	BY76295	47	34	65	83	91	93	0
07	NE-1	BY76297	42	30	63	75	87	84	0
08	B4-1	BY76298	40	29	70	82	104	86	0
09	NW-1	BY76299	37	29	65	76	85	84	0
10	BB-2 DUP	BY76294	42	28	72	88	98	102	0
11									
12									
13									
14									
15									
16									
17									
18									
19									
20									
21									
22									
23									
24									
25									
26									
27									
28									
29									
30									

	QC LIMITS
S1 (2FP) = % 2-Fluorophenol	15 - 110
S2 (PHL) = % Phenol-d5	15 - 110
S3 (NBZ) = % Nitrobenzene-d5	30 - 130
S4 (FBP) = % 2-Fluorobiphenyl	30 - 130
S5 (TBP) = % 2,4,6-Tribromophenol	15 - 110
S6 (TPH) = % Terphenyl-d14	30 - 130

Column to be used to flag recovery values
* Values outside of contract required QC limits
D Surrogate diluted out

FORM II SV

2C
Water SEMIVOLATILE SURROGATE RECOVERY (SIM SCAN)

Lab Name: Phoenix Environmental Labs Client: NETC

Lab Code: Phoenix Case No.: SDG No.: GBY76292

QC Batch Id: 396033 QC Sample Id: BY76293

	CLIENT ID	LAB ID	S1 2FP #	S2 PHL #	S3 NBZ #	S4 FBP #	S5 TBP #	S6 TPH #	TOT OUT
01	BY76293 BLANK	BY76293 BLANK	52	35	78	67	63	87	0
02	BY76293 LCS	BY76293 LCS 10X	53	38	88	80	72	104	0
03	BB-2 MS	BY76293 MS 10X	45	33	80	80	77	102	0
04	BB-2 MSD	BY76293 MSD 10X	48	35	88	82	78	106	0
05	BB-2	BY76293	48	32	83	72	72	98	0
06	BB-2 DUP	BY76294	50	34	86	73	76	94	0
07	MW-6	BY76295	63	46	90	76	76	100	0
08	NE-1	BY76297	55	40	84	68	69	84	0
09	B4-1	BY76298	53	38	89	75	80	94	0
10	NW-1	BY76299	48	35	76	68	71	91	0
11									
12									
13									
14									
15									
16									
17									
18									
19									
20									
21									
22									
23									
24									
25									
26									
27									
28									
29									
30									

	QC LIMITS
S1 (2FP) = % 2-Fluorophenol	15 - 110
S2 (PHL) = % Phenol-d5	15 - 110
S3 (NBZ) = % Nitrobenzene-d5	30 - 130
S4 (FBP) = % 2-Fluorobiphenyl	30 - 130
S5 (TBP) = % 2,4,6-Tribromophenol	15 - 110
S6 (TPH) = % Terphenyl-d14	30 - 130

Column to be used to flag recovery values
* Values outside of contract required QC limits
D Surrogate diluted out

FORM II SV

3C

WATER SEMIVOLATILE LCS SPIKE / LCS SPIKE DUPLICATE RECOVERY (FULL SCAN)

Lab Name: Phoenix Environmental Labs Client: NETC

Lab Code: Phoenix Case No: SAS No: SDG No GBY76292

LCS Spike - Client Id: BY76293 LCS Level:(low/med)

COMPOUND	SPIKE ADDED ug/L	SAMPLE CONCENTRATION ug/L	LCS CONCENTRATION ug/L	LCS % REC #	QC. LIMITS REC.	
Pyridine	50	0.0	32.74	65	30	130
Phenol	50	0.0	24.19	48	30	130
Bis(2-chloroethyl)ether	50	0.0	36.23	72	30	130
Aniline	50	0.0	40.34	81	30	130
2-Chlorophenol	50	0.0	39.68	79	30	130
1,3-Dichlorobenzene	50	0.0	19.80	40 *	70	130
1,4-Dichlorobenzene	50	0.0	20.29	41 *	70	130
1,2-Dichlorobenzene	50	0.0	21.93	44	30	130
2-Methylphenol (o-cresol)	50	0.0	39.61	79	30	130
Bis(2-chloroisopropyl)ether	50	0.0	32.47	65	30	130
N-Nitrosodi-n-propylamine	50	0.0	45.35	91	30	130
3&4-Methylphenol (m&p-cresol)	50	0.0	40.08	80	30	130
Acetophenone	50	0.0	43.16	86	30	130
Isophorone	50	0.0	42.79	86	30	130
2-Nitrophenol	50	0.0	37.83	76	30	130
2,4-Dimethylphenol	50	0.0	36.23	72	30	130
Bis(2-chloroethoxy)methane	50	0.0	45.02	90	30	130
Benzoic Acid	50	0.0	20.76	42	30	130
2,4-Dichlorophenol	50	0.0	45.58	91	30	130

COMPOUND	SPIKE ADDED ug/L	LCSD CONCENTRATION ug/L	LCSD % REC #	% RPD #	QC LIMITS RPD	QC LIMITS REC.	

FORM III SV

3C

WATER SEMIVOLATILE LCS SPIKE / LCS SPIKE DUPLICATE RECOVERY (FULL SCAN)

Lab Name: Phoenix Environmental Labs Client: NETC

Lab Code: Phoenix Case No: SAS No: SDG No GBY76292

LCS Spike - Client Id: BY76293 LCS Level:(low/med)

COMPOUND	SPIKE ADDED ug/L	SAMPLE CONCENTRATION ug/L	LCS CONCENTRATION ug/L	LCS % REC #	QC. LIMITS REC.	
1,2,4-Trichlorobenzene	50	0.0	25.10	50	30	130
Naphthalene	50	0.0	29.66	59	30	130
4-Chloroaniline	50	0.0	46.51	93	30	130
4-Chloro-3-methylphenol	50	0.0	47.33	95	30	130
2-Methylnaphthalene	50	0.0	31.53	63	30	130
Hexachlorocyclopentadiene	50	0.0	25.13	50	30	130
2,4,6-Trichlorophenol	50	0.0	49.31	99	30	130
2,4,5-Trichlorophenol	50	0.0	50.84	102	30	130
2-Chloronaphthalene	50	0.0	37.96	76	30	130
4-Nitroaniline	50	0.0	48.70	97	30	130
Dimethylphthalate	50	0.0	49.50	99	30	130
2,6-Dinitrotoluene	50	0.0	51.59	103	30	130
3-Nitroaniline	50	0.0	59.80	120	30	130
Acenaphthene	50	0.0	44.52	89	30	130
2,4-Dinitrophenol	50	0.0	82.63	165 *	30	130
Dibenzofuran	50	0.0	44.06	88	30	130
2,4-Dinitrotoluene	50	0.0	53.47	107	30	130
4-Nitrophenol	50	0.0	23.99	48	30	130
Diethyl phthalate	50	0.0	49.96	100	30	130

COMPOUND	SPIKE ADDED ug/L	LCSD CONCENTRATION ug/L	LCSD % REC #	% RPD #	QC LIMITS RPD	QC LIMITS REC.	

FORM III SV

3C

WATER SEMIVOLATILE LCS SPIKE / LCS SPIKE DUPLICATE RECOVERY (FULL SCAN)

Lab Name: Phoenix Environmental Labs Client: NETC

Lab Code: Phoenix Case No: SAS No: SDG No GBY76292

LCS Spike - Client Id: BY76293 LCS Level:(low/med)

COMPOUND	SPIKE ADDED ug/L	SAMPLE CONCENTRATION ug/L	LCS CONCENTRATION ug/L	LCS % REC #	QC. LIMITS REC.	
Fluorene	50	0.0	46.00	92	30	130
4-Chlorophenyl phenyl ether	50	0.0	45.93	92	30	130
2-Nitroaniline	50	0.0	66.71	133 *	30	130
4,6-Dinitro-2-methylphenol	50	0.0	65.86	132 *	30	130
N-Nitrosodiphenylamine	50	0.0	49.50	99	30	130
Azobenzene	50	0.0	44.25	89	30	130
4-Bromophenyl phenyl ether	50	0.0	48.78	98	30	130
Anthracene	50	0.0	49.21	98	30	130
Carbazole	50	0.0	50.26	101	30	130
Di-n-butylphthalate	50	0.0	49.31	99	30	130
Fluoranthene	50	0.0	49.49	99	30	130
Benzidine	50	0.0	14.99	30	30	130
Pyrene	50	0.0	49.75	100	30	130
Benzyl butyl phthalate	50	0.0	52.32	105	30	130
Di-n-octylphthalate	50	0.0	54.80	110	30	130
3,3'-dichlorobenzidine	50	0.0	58.03	116	30	130

COMPOUND	SPIKE ADDED ug/L	LCSD CONCENTRATION ug/L	LCSD % REC #	% RPD #	QC LIMITS RPD	QC LIMITS REC.	

FORM III SV

3C

WATER SEMIVOLATILE LCS SPIKE / LCS SPIKE DUPLICATE RECOVERY (SIM SCAN)

Lab Name: Phoenix Environmental Labs Client: NETC

Lab Code: Phoenix Case No: SAS No: SDG No GBY76292

LCS Spike - Client Id: BY76293 LCS Level:(low/med)

COMPOUND	SPIKE ADDED ug/L	SAMPLE CONCENTRATION ug/L	LCS CONCENTRATION ug/L	LCS % REC #	QC. LIMITS REC.	
N-nitrosodimethylamine	50	0.0	31.64	63	30	130
Hexachloroethane	50	0.0	16.34	33	30	130
Nitrobenzene	50	0.0	40.94	82	30	130
Hexachlorobutadiene	50	0.0	14.94	30	30	130
1,2,4,5-Tetrachlorobenzene	50	0.0	28.19	56	30	130
Acenaphthylene	50	0.0	43.61	87	30	130
Hexachlorobenzene	50	0.0	33.25	67	30	130
Pentachlorophenol	50	0.0	38.55	77	30	130
Pentachloronitrobenzene	50	0.0	41.79	84	30	130
Phenanthrene	50	0.0	40.10	80	30	130
Bis(2-ethylhexyl)phthalate	50	0.0	61.57	123	30	130
Benz(a)anthracene	50	0.0	44.50	89	30	130
Chrysene	50	0.0	45.22	90	30	130
Benzo(b)fluoranthene	50	0.0	44.51	89	30	130
Benzo(k)fluoranthene	50	0.0	46.42	93	30	130
Benzo(a)pyrene	50	0.0	46.37	93	30	130
Indeno(1,2,3-cd)pyrene	50	0.0	50.46	101	30	130
Dibenz(a,h)anthracene	50	0.0	52.48	105	30	130
Benzo(ghi)perylene	50	0.0	48.56	97	30	130

COMPOUND	SPIKE ADDED ug/L	LCSD CONCENTRATION ug/L	LCSD % REC #	% RPD #	QC LIMITS RPD	QC LIMITS REC.	

FORM III SV

3C

WATER SEMIVOLATILE MATRIX SPIKE / MATRIX SPIKE DUPLICATE RECOVERY (FULL SCAN)

Lab Name: Phoenix Environmental Labs Client: NETC

Lab Code: Phoenix Case No: SAS No: SDG No GBY76292

Matrix Spike - Client Id: BY76293 / BB-2 MS Level:(low/med)

COMPOUND	SPIKE ADDED ug/L	SAMPLE CONCENTRATION ug/L	MS CONCENTRATION ug/L	MS % REC #	QC. LIMITS REC.	
Pyridine	46.95	0.0	21.34	45	30	130
Phenol	46.95	0.0	20.39	43	26	90
Bis(2-chloroethyl)ether	46.95	0.0	32.97	70	30	130
Aniline	46.95	0.0	32.50	69	30	130
2-Chlorophenol	46.95	0.0	35.47	76	25	102
1,3-Dichlorobenzene	46.95	0.0	23.21	49 *	70	130
1,4-Dichlorobenzene	46.95	0.0	23.67	50 *	70	130
1,2-Dichlorobenzene	46.95	0.0	24.91	53	30	130
2-Methylphenol (o-cresol)	46.95	0.0	34.67	74	30	130
Bis(2-chloroisopropyl)ether	46.95	0.0	30.59	65	30	130
N-Nitrosodi-n-propylamine	46.95	0.0	39.31	84	30	130
3&4-Methylphenol (m&p-cresol)	46.95	0.0	34.36	73	30	130
Acetophenone	46.95	0.0	37.94	81	30	130
Isophorone	46.95	0.0	38.44	82	30	130
2-Nitrophenol	46.95	0.0	34.23	73	30	130
2,4-Dimethylphenol	46.95	0.0	34.26	73	30	130
Bis(2-chloroethoxy)methane	46.95	0.0	39.72	85	30	130
Benzoic Acid	46.95	0.0	21.99	47	30	130
2,4-Dichlorophenol	46.95	0.0	41.26	88	30	130

COMPOUND	SPIKE ADDED ug/L	MSD CONCENTRATION ug/L	MSD % REC #	% RPD #	QC LIMITS RPD	QC LIMITS REC.	
Pyridine	46.95	18.52	39	14.3	20	30	130
Phenol	46.95	19.75	42	2.4	20	26	90
Bis(2-chloroethyl)ether	46.95	31.79	68	2.9	20	30	130
Aniline	46.95	32.60	69	0.0	20	30	130
2-Chlorophenol	46.95	34.58	74	2.7	20	25	102
1,3-Dichlorobenzene	46.95	19.77	42 *	15.4	30	70	130
1,4-Dichlorobenzene	46.95	20.16	43 *	15.1	30	70	130
1,2-Dichlorobenzene	46.95	21.89	47	12.0	20	30	130
2-Methylphenol (o-cresol)	46.95	34.86	74	0.0	20	30	130
Bis(2-chloroisopropyl)ether	46.95	29.44	63	3.1	20	30	130
N-Nitrosodi-n-propylamine	46.95	39.79	85	1.2	20	30	130
3&4-Methylphenol (m&p-cresol)	46.95	34.15	73	0.0	20	30	130
Acetophenone	46.95	36.88	79	2.5	20	30	130
Isophorone	46.95	37.93	81	1.2	20	30	130
2-Nitrophenol	46.95	34.02	72	1.4	20	30	130
2,4-Dimethylphenol	46.95	39.88	85	15.2	20	30	130
Bis(2-chloroethoxy)methane	46.95	39.06	83	2.4	20	30	130
Benzoic Acid	46.95	20.57	44	6.6	20	30	130
2,4-Dichlorophenol	46.95	40.83	87	1.1	20	30	130

FORM III SV

3C

WATER SEMIVOLATILE MATRIX SPIKE / MATRIX SPIKE DUPLICATE RECOVERY (FULL SCAN)

Lab Name: Phoenix Environmental Labs Client: NETC

Lab Code: Phoenix Case No: SAS No: SDG No GBY76292

Matrix Spike - Client Id: BY76293 / BB-2 MS Level:(low/med)

COMPOUND	SPIKE ADDED ug/L	SAMPLE CONCENTRATION ug/L	MS CONCENTRATION ug/L	MS % REC #	QC. LIMITS REC.	
1,2,4-Trichlorobenzene	46.95	0.0	29.22	62	30	130
Naphthalene	46.95	0.0	32.87	70	30	130
4-Chloroaniline	46.95	0.0	40.52	86	30	130
4-Chloro-3-methylphenol	46.95	0.0	44.15	94	26	103
2-Methylnaphthalene	46.95	0.0	34.25	73	30	130
Hexachlorocyclopentadiene	46.95	0.0	27.62	59	30	130
2,4,6-Trichlorophenol	46.95	0.0	47.14	100	30	130
2,4,5-Trichlorophenol	46.95	0.0	48.07	102	30	130
2-Chloronaphthalene	46.95	0.0	39.28	84	30	130
4-Nitroaniline	46.95	0.0	44.92	96	30	130
Dimethylphthalate	46.95	0.0	46.81	100	30	130
2,6-Dinitrotoluene	46.95	0.0	48.21	103	30	130
3-Nitroaniline	46.95	0.0	54.21	115	30	130
Acenaphthene	46.95	0.0	43.14	92	31	137
2,4-Dinitrophenol	46.95	0.0	82.31	175 *	30	130
Dibenzofuran	46.95	0.0	42.83	91	30	130
2,4-Dinitrotoluene	46.95	0.0	49.63	106 *	28	89
4-Nitrophenol	46.95	0.0	21.16	45	11	114
Diethyl phthalate	46.95	0.0	46.26	99	30	130

COMPOUND	SPIKE ADDED ug/L	MSD CONCENTRATION ug/L	MSD % REC #	% RPD #	QC LIMITS RPD	QC LIMITS REC.	
1,2,4-Trichlorobenzene	46.95	26.50	56	10.2	20	30	130
Naphthalene	46.95	30.21	64	9.0	20	30	130
4-Chloroaniline	46.95	39.71	85	1.2	20	30	130
4-Chloro-3-methylphenol	46.95	43.23	92	2.2	20	26	103
2-Methylnaphthalene	46.95	31.96	68	7.1	20	30	130
Hexachlorocyclopentadiene	46.95	28.43	61	3.3	20	30	130
2,4,6-Trichlorophenol	46.95	46.21	98	2.0	20	30	130
2,4,5-Trichlorophenol	46.95	46.80	100	2.0	20	30	130
2-Chloronaphthalene	46.95	38.52	82	2.4	20	30	130
4-Nitroaniline	46.95	45.03	96	0.0	20	30	130
Dimethylphthalate	46.95	45.18	96	4.1	20	30	130
2,6-Dinitrotoluene	46.95	46.54	99	4.0	20	30	130
3-Nitroaniline	46.95	53.43	114	0.9	20	30	130
Acenaphthene	46.95	42.77	91	1.1	20	31	137
2,4-Dinitrophenol	46.95	77.93	166 *	5.3	20	30	130
Dibenzofuran	46.95	41.89	89	2.2	20	30	130
2,4-Dinitrotoluene	46.95	49.00	104 *	1.9	20	28	89
4-Nitrophenol	46.95	20.47	44	2.2	20	11	114
Diethyl phthalate	46.95	46.21	98	1.0	20	30	130

FORM III SV

3C

WATER SEMIVOLATILE MATRIX SPIKE / MATRIX SPIKE DUPLICATE RECOVERY (FULL SCAN)

Lab Name: Phoenix Environmental Labs Client: NETC

Lab Code: Phoenix Case No: SAS No: SDG No GBY76292

Matrix Spike - Client Id: BY76293 / BB-2 MS Level:(low/med)

COMPOUND	SPIKE ADDED ug/L	SAMPLE CONCENTRATION ug/L	MS CONCENTRATION ug/L	MS % REC #	QC. LIMITS REC.	
Fluorene	46.95	0.0	44.12	94	30	130
4-Chlorophenyl phenyl ether	46.95	0.0	44.45	95	30	130
2-Nitroaniline	46.95	0.0	62.61	133 *	30	130
4,6-Dinitro-2-methylphenol	46.95	0.0	67.68	144 *	30	130
N-Nitrosodiphenylamine	46.95	0.0	47.02	100	30	130
Azobenzene	46.95	0.0	42.17	90	30	130
4-Bromophenyl phenyl ether	46.95	0.0	46.47	99	30	130
Anthracene	46.95	0.0	46.95	100	30	130
Carbazole	46.95	0.0	47.54	101	30	130
Di-n-butylphthalate	46.95	0.0	48.44	103	30	130
Fluoranthene	46.95	0.0	46.84	100	30	130
Benzidine	46.95	0.0	0	0 *	30	130
Pyrene	46.95	0.0	47.94	102	35	142
Benzyl butyl phthalate	46.95	0.0	48.57	103	30	130
Di-n-octylphthalate	46.95	0.0	48.20	103	30	130
3,3'-dichlorobenzidine	46.95	0.0	36.96	79	30	130

COMPOUND	SPIKE ADDED ug/L	MSD CONCENTRATION ug/L	MSD % REC #	% RPD #	QC LIMITS RPD	QC LIMITS REC.	
Fluorene	46.95	44.07	94	0.0	20	30	130
4-Chlorophenyl phenyl ether	46.95	43.79	93	2.1	20	30	130
2-Nitroaniline	46.95	60.57	129	3.1	20	30	130
4,6-Dinitro-2-methylphenol	46.95	61.95	132 *	8.7	20	30	130
N-Nitrosodiphenylamine	46.95	46.61	99	1.0	20	30	130
Azobenzene	46.95	41.85	89	1.1	20	30	130
4-Bromophenyl phenyl ether	46.95	46.16	98	1.0	20	30	130
Anthracene	46.95	46.71	99	1.0	20	30	130
Carbazole	46.95	47.75	102	1.0	20	30	130
Di-n-butylphthalate	46.95	47.15	100	3.0	20	30	130
Fluoranthene	46.95	46.64	99	1.0	20	30	130
Benzidine	46.95	0	0 *		20	30	130
Pyrene	46.95	49.10	105	2.9	20	35	142
Benzyl butyl phthalate	46.95	48.07	102	1.0	20	30	130
Di-n-octylphthalate	46.95	48.48	103	0.0	20	30	130
3,3'-dichlorobenzidine	46.95	34.51	74	6.5	20	30	130

FORM III SV

3C

WATER SEMIVOLATILE MATRIX SPIKE / MATRIX SPIKE DUPLICATE RECOVERY (SIM SCAN)

Lab Name: Phoenix Environmental Labs Client: NETC

Lab Code: Phoenix Case No: SAS No: SDG No GBY76292

Matrix Spike - Client Id: BY76293 / BB-2 MS Level:(low/med)

COMPOUND	SPIKE ADDED ug/L	SAMPLE CONCENTRATION ug/L	MS CONCENTRATION ug/L	MS % REC #	QC. LIMITS REC.	
N-nitrosodimethylamine	46.95	0.0	26.35	56	30	130
Hexachloroethane	46.95	0.0	19.40	41	30	130
Nitrobenzene	46.95	0.0	38.80	83	30	130
Hexachlorobutadiene	46.95	0.0	18.77	40	30	130
1,2,4,5-Tetrachlorobenzene	46.95	0.0	30.00	64	30	130
Acenaphthylene	46.95	0.0	43.23	92	30	130
Hexachlorobenzene	46.95	0.0	33.81	72	30	130
Pentachlorophenol	46.95	0.0	40.50	86	30	130
Pentachloronitrobenzene	46.95	0.0	42.93	91	30	130
Phenanthrene	46.95	0.0	39.14	83	30	130
Bis(2-ethylhexyl)phthalate	46.95	0.0	64.55	137 *	30	130
Benz(a)anthracene	46.95	0.021	42.61	91	30	130
Chrysene	46.95	0.020	43.48	93	30	130
Benzo(b)fluoranthene	46.95	0.0	42.40	90	30	130
Benzo(k)fluoranthene	46.95	0.0	46.22	98	30	130
Benzo(a)pyrene	46.95	0.0	45.01	96	30	130
Indeno(1,2,3-cd)pyrene	46.95	0.0	49.09	105	30	130
Dibenz(a,h)anthracene	46.95	0.0	50.54	108	30	130
Benzo(ghi)perylene	46.95	0.0	47.64	101	30	130

COMPOUND	SPIKE ADDED ug/L	MSD CONCENTRATION ug/L	MSD % REC #	% RPD #	QC LIMITS RPD	QC LIMITS REC.	
N-nitrosodimethylamine	46.95	27.31	58	3.5	20	30	130
Hexachloroethane	46.95	17.45	37	10.3	20	30	130
Nitrobenzene	46.95	37.84	81	2.4	20	30	130
Hexachlorobutadiene	46.95	16.09	34	16.2	20	30	130
1,2,4,5-Tetrachlorobenzene	46.95	29.22	62	3.2	20	30	130
Acenaphthylene	46.95	44.18	94	2.2	20	30	130
Hexachlorobenzene	46.95	31.47	67	7.2	20	30	130
Pentachlorophenol	46.95	40.74	87	1.2	20	30	130
Pentachloronitrobenzene	46.95	40.45	86	5.6	20	30	130
Phenanthrene	46.95	38.90	83	0.0	20	30	130
Bis(2-ethylhexyl)phthalate	46.95	53.50	114	18.3	20	30	130
Benz(a)anthracene	46.95	42.69	91	0.0	20	30	130
Chrysene	46.95	43.43	92	1.1	20	30	130
Benzo(b)fluoranthene	46.95	43.20	92	2.2	20	30	130
Benzo(k)fluoranthene	46.95	45.30	96	2.1	20	30	130
Benzo(a)pyrene	46.95	45.12	96	0.0	20	30	130
Indeno(1,2,3-cd)pyrene	46.95	48.24	103	1.9	20	30	130
Dibenz(a,h)anthracene	46.95	50.00	106	1.9	20	30	130
Benzo(ghi)perylene	46.95	46.06	98	3.0	20	30	130

FORM III SV

4B

SEMIVOLATILE METHOD BLANK SUMMARY (SIM SCAN)

Client ID: BY76293 BLANK

Lab Name: Phoenix Environmental Labs | Client: NETC

Lab Code: Phoenix | Case No.: | SAS No.: | SDG No.: GBY76292

Lab File ID: 0802_04.D | Lab Sample ID: BY76293 BLK

Instrument ID: CHEM07 | Date Extracted: 08/01/2017

Matrix: (soil/water) Water | Date Analyzed: 08/02/2017

Level: (low/med) | Time Analyzed: 09:22

QC Batch Id: 396033

THIS METHOD BLANK APPLIES TO THE FOLLOWING SAMPLES, MS AND MSD:

	CLIENT SAMPLE NO.	LAB SAMPLE ID	LAB FILE ID	DATE ANALYZED
01	BY76293 LCS	BY76293 LCS 10X	CHEM07 - 0802_09.D	08/02/17
02	BB-2 MS	BY76293 MS 10X	CHEM07 - 0802_10.D	08/02/17
03	BB-2 MSD	BY76293 MSD 10X	CHEM07 - 0802_11.D	08/02/17
04	BB-2	BY76293	CHEM07 - 0802_13.D	08/02/17
05	BB-2 DUP	BY76294	CHEM07 - 0802_14.D	08/02/17
06	MW-6	BY76295	CHEM07 - 0802_15.D	08/02/17
07	NE-1	BY76297	CHEM07 - 0802_16.D	08/02/17
08	B4-1	BY76298	CHEM07 - 0802_17.D	08/02/17
09	NW-1	BY76299	CHEM07 - 0802_18.D	08/02/17
10				
11				
12				
13				
14				
15				

COMMENTS:

FORM IV SV

4B

SEMIVOLATILE METHOD BLANK SUMMARY (FULL SCAN)

Client ID: BY76293 BLANK

Lab Name: Phoenix Environmental Labs | Client: NETC

Lab Code: Phoenix | Case No.: | SAS No.: | SDG No.: GBY76292

Lab File ID: 0802_05.D | Lab Sample ID: BY76293 BLK

Instrument ID: CHEM06 | Date Extracted: 08/01/2017

Matrix: (soil/water) Water | Date Analyzed: 08/02/2017

Level: (low/med) | Time Analyzed: 19:05

QC Batch Id: 396033

THIS METHOD BLANK APPLIES TO THE FOLLOWING SAMPLES, MS AND MSD:

	CLIENT SAMPLE NO.	LAB SAMPLE ID	LAB FILE ID	DATE ANALYZED
01	BY76293 LCS	BY76293 LCS	CHEM06 - 0802_10.D	08/02/17
02	BB-2 MS	BY76293 MS	CHEM06 - 0802_13.D	08/02/17
03	BB-2 MSD	BY76293 MSD	CHEM06 - 0802_14.D	08/02/17
04	BB-2	BY76293	CHEM06 - 0802_15.D	08/02/17
05	MW-6	BY76295	CHEM25 - 0803_06.D	08/03/17
06	NE-1	BY76297	CHEM25 - 0803_07.D	08/03/17
07	B4-1	BY76298	CHEM25 - 0803_09.D	08/03/17
08	NW-1	BY76299	CHEM25 - 0803_10.D	08/03/17
09	BB-2 DUP	BY76294	CHEM25 - 0803_17.D	08/03/17
10				
11				
12				
13				
14				
15				

COMMENTS:

FORM IV SV

5B

SEMIVOLATILE ORGANIC INSTRUMENT PERFORMANCE CHECK (FULL SCAN)
DECAFLUOROTRIPHENYLPHOSPHINE (DFTPP)

Lab Name: Phoenix Environmental Labs Client: NETC

Lab Code: Phoenix Case No.: _____ SAS No.: _____ SDG No.: GBY76292

Lab File ID: 0724_01.D DFTPP Injection Date: 07/24/17

Instrument ID: CHEM06 DFTPP Injection Time: 08:09

AutoFind: Scans 997, 998, 999; Background Corrected with Scan 993

m/e	ION ABUNDANCE CRITERIA	% RELATIVE ABUNDANCE	
51	10.0 - 80.0% of mass 442	31.5	
68	Less than 2.0% of mass 69	0.0	(0.0)1
69	Mass 69 relative abundance	38.1	
70	Less than 2.0% of mass 69	0.2	(0.1)1
127	10.0 - 80.0% of mass 442	42.0	
197	Less than 2.0% of mass 198	0.0	
198	Greater than 50.0% of mass 442	80.4	
199	5.0 to 9.0% of mass 198	7.2	
275	10.0 - 60.0% of mass 442	26.5	
365	Greater than 1.0% of mass 198	3.8	
441	Present, but less than mass 442	16.6	
442	Base Peak, 100% relative abundance	100.0	
443	15.0 - 24.0% of mass 442	19.5	

1-Value is % mass 69

THIS CHECK APPLIES TO THE FOLLOWING SAMPLES, MS, MSD, BLANKS, AND STANDARDS:

	CLIENT ID	LAB SAMPLE ID	LAB FILE ID	DATE ANALYZED	TIME ANALYZED	*
01	ICAL 30	30PPM 8270;MIX A	0724_02.D	07/24/17	08:32	
02	ICAL 100	100PPM 8270;MIX A	0724_03.D	07/24/17	11:13	
03	ICAL 70	70PPM 8270;MIX A	0724_04.D	07/24/17	11:36	
04	ICAL 50	50PPM 8270;MIX A	0724_05.D	07/24/17	11:59	
05	ICAL 20	20PPM 8270;MIX A	0724_06.D	07/24/17	12:23	
06	ICAL 10	10PPM 8270;MIX A	0724_07.D	07/24/17	12:46	
07	ICAL 3.5	3.5PPM 8270;MIX A	0724_08.D	07/24/17	13:09	
08	ICAL 1	1.0PPM 8270;MIX A	0724_09.D	07/24/17	13:33	
09	ICAL 30	30PPM 8270;MIX BENZIDI	0724_10.D	07/24/17	13:56	
10	ICAL 100	100PPM 8270;MIX BENZID	0724_11.D	07/24/17	14:19	
11	ICAL 70	70PPM 8270;MIX BENZIDI	0724_12.D	07/24/17	14:43	
12	ICAL 50	50PPM 8270;MIX BENZIDI	0724_13.D	07/24/17	15:06	
13	ICAL 20	20PPM 8270;MIX BENZIDI	0724_14.D	07/24/17	15:30	
14	ICAL 10	10PPM 8270;MIX BENZIDI	0724_15.D	07/24/17	15:53	
15	ICAL 3.5	3.5PPM 8270;MIX BENZID	0724_16.D	07/24/17	16:16	
16	ICAL 1	1.0PPM 8270;MIX BENZID	0724_17.D	07/24/17	16:40	
17						
18						
19						
20						

(*) Outside 12 hr clock

FORM V SV

DFTPP

Data File : C:\SV2017\CHEM06\07JUL\24\0724_01.D Vial: 1
Acq On : 24 Jul 2017 8:09 am Operator:
Sample : 50PPM DFTPP;16B Inst : Instrumen
Misc : Multiplr: 1.00
MS Integration Params: rteint.p

Method : H:\SV2017\CHEM06\METHODS\TAIL_DEG7.M (RTE Integrator)
Title : Semivolatiles by GC/MS - EPA Method 625/8270

AutoFind: Scans 997, 998, 999; Background Corrected with Scan 993

Target Mass	Rel. to Mass	Lower Limit%	Upper Limit%	Rel. Abn%	Raw Abn	Result Pass/Fail
51	442	10	80	31.5	53960	PASS
68	69	0.00	2	0.0	0	PASS
70	69	0.00	2	0.2	131	PASS
127	442	10	80	42.0	71848	PASS
197	198	0.00	2	0.0	0	PASS
198	442	50	100	80.4	137512	PASS
199	198	5	9	7.2	9929	PASS
275	442	10	60	26.5	45429	PASS
365	198	1	100	3.8	5253	PASS
441	442	0.01	24	16.6	28442	PASS
442	442	50	200	100.0	171141	PASS
443	442	15	24	19.5	33328	PASS

0724_01.D TAIL_DEG7.M Mon Jul 24 08:28:38 2017

5B

SEMIVOLATILE ORGANIC INSTRUMENT PERFORMANCE CHECK (FULL SCAN)
DECAFLUOROTRIPHENYLPHOSPHINE (DFTPP)

Lab Name: Phoenix Environmental Labs Client: NETC

Lab Code: Phoenix Case No.: _____ SAS No.: _____ SDG No.: GBY76292

Lab File ID: 0802_03.D DFTPP Injection Date: 08/02/17

Instrument ID: CHEM06 DFTPP Injection Time: 18:17

AutoFind: Scans 982, 983, 984; Background Corrected with Scan 976

m/e	ION ABUNDANCE CRITERIA	% RELATIVE ABUNDANCE	
51	10.0 - 80.0% of mass 442	22.0	
68	Less than 2.0% of mass 69	0.0	(0.0)1
69	Mass 69 relative abundance	27.3	
70	Less than 2.0% of mass 69	0.7	(0.2)1
127	10.0 - 80.0% of mass 442	31.4	
197	Less than 2.0% of mass 198	0.0	
198	Greater than 50.0% of mass 442	63.1	
199	5.0 to 9.0% of mass 198	6.9	
275	10.0 - 60.0% of mass 442	22.0	
365	Greater than 1.0% of mass 198	4.3	
441	Present, but less than mass 442	16.4	
442	Base Peak, 100% relative abundance	100.0	
443	15.0 - 24.0% of mass 442	19.6	

1-Value is % mass 69

THIS CHECK APPLIES TO THE FOLLOWING SAMPLES, MS, MSD, BLANKS, AND STANDARDS:

	CLIENT ID	LAB SAMPLE ID	LAB FILE ID	DATE ANALYZED	TIME ANALYZED	*
01	CCAL 30	30PPM 8270;MIX A	0802_04.D	08/02/17	18:41	
02	BY76293 BLANK	BY76293 BLANK	0802_05.D	08/02/17	19:05	
03	BY76293 LCS	BY76293 LCS	0802_10.D	08/02/17	21:05	
04	BB-2 MS	BY76293 MS	0802_13.D	08/02/17	22:17	
05	BB-2 MSD	BY76293 MSD	0802_14.D	08/02/17	22:40	
06	BB-2	BY76293	0802_15.D	08/02/17	23:04	
07	CCAL 30	30PPM 8270;MIX A	0802_31.D	08/03/17	05:20	
08						
09						
10						
11						
12						
13						
14						
15						
16						
17						
18						
19						
20						

(*) Outside 12 hr clock

FORM V SV

DFTPP

Data File : C:\SV2017\CHEM06\08AUG\02\0802_03.D Vial: 1
Acq On : 2 Aug 2017 6:17 pm Operator:
Sample : 50PPM DFTPP;17C Inst : Instrumen
Misc : Multiplr: 1.00
MS Integration Params: rteint.p

Method : H:\SV2017\CHEM06\METHODS\TAIL_DEG7.M (RTE Integrator)
Title : Semivolatiles by GC/MS - EPA Method 625/8270

AutoFind: Scans 982, 983, 984; Background Corrected with Scan 976

Target Mass	Rel. to Mass	Lower Limit%	Upper Limit%	Rel. Abn%	Raw Abn	Result Pass/Fail
51	442	10	80	22.0	54781	PASS
68	69	0.00	2	0.0	0	PASS
70	69	0.00	2	0.7	474	PASS
127	442	10	80	31.4	78013	PASS
197	198	0.00	2	0.0	0	PASS
198	442	50	100	63.1	156973	PASS
199	198	5	9	6.9	10788	PASS
275	442	10	60	22.0	54693	PASS
365	198	1	100	4.2	6670	PASS
441	442	0.01	24	16.4	40680	PASS
442	442	50	200	100.0	248800	PASS
443	442	15	24	19.6	48709	PASS

0802_03.D TAIL_DEG7.M Thu Aug 03 10:01:13 2017

5B

SEMIVOLATILE ORGANIC INSTRUMENT PERFORMANCE CHECK (SIM SCAN)

DECAFLUOROTRIPHENYLPHOSPHINE (DFTPP)

Lab Name: Phoenix Environmental Labs Client: NETC

Lab Code: Phoenix Case No.: _____ SAS No.: _____ SDG No.: GBY76292

Lab File ID: 0725_01.D DFTPP Injection Date: 07/25/17

Instrument ID: CHEM07 DFTPP Injection Time: 12:08

AutoFind: Scans 1807, 1808, 1809; Background Corrected with Scan 1799

m/e	ION ABUNDANCE CRITERIA	% RELATIVE ABUNDANCE	
51	10.0 - 80.0% of mass 442	34.2	
68	Less than 2.0% of mass 69	0.0	(0.0)1
69	Mass 69 relative abundance	36.5	
70	Less than 2.0% of mass 69	0.0	(0.0)1
127	10.0 - 80.0% of mass 442	48.4	
197	Less than 2.0% of mass 198	0.0	
198	Greater than 50.0% of mass 442	92.5	
199	5.0 to 9.0% of mass 198	6.8	
275	10.0 - 60.0% of mass 442	27.1	
365	Greater than 1.0% of mass 198	4.4	
441	Present, but less than mass 442	14.9	
442	Base Peak, 100% relative abundance	100.0	
443	15.0 - 24.0% of mass 442	19.1	

1-Value is % mass 69

THIS CHECK APPLIES TO THE FOLLOWING SAMPLES, MS, MSD, BLANKS, AND STANDARDS:

	CLIENT ID	LAB SAMPLE ID	LAB FILE ID	DATE ANALYZED	TIME ANALYZED	*
01	ICAL 2.5	2.5PPM 8270;16O	0725_02.D	07/25/17	12:34	
02	ICAL 10	10PPM 8270;	0725_03.D	07/25/17	13:06	
03	ICAL 5	5PPM 8270;	0725_04.D	07/25/17	13:34	
04	ICAL 1	1PPM 8270;	0725_05.D	07/25/17	14:02	
05	ICAL 0.5	0.5PPM 8270;	0725_06.D	07/25/17	14:29	
06	ICAL 0.25	0.25PPM 8270;	0725_07.D	07/25/17	14:57	
07	ICAL 0.05	0.05PPM 8270;	0725_08.D	07/25/17	15:24	
08	ICAL 0.02	0.02PPM 8270;	0725_09.D	07/25/17	15:52	
09						
10						
11						
12						
13						
14						
15						
16						
17						
18						
19						
20						

(*) Outside 12 hr clock

FORM V SV

DFTPP

Data File : C:\SV2017\CHEM07\07JUL\25\0725_01.D Vial: 1
Acq On : 25 Jul 2017 12:08 pm Operator:
Sample : 50PPM DFTPP;16B Inst : Instrumen
Misc : Multiplr: 1.00
MS Integration Params: rteint.p

Method : H:\SV2017\CHEM07\METHODS\TAIL_DEG7.M (RTE Integrator)
Title : Semivolatiles by GC/MS - EPA Method 625/8270

AutoFind: Scans 1807, 1808, 1809; Background Corrected with Scan 1799

Target Mass	Rel. to Mass	Lower Limit%	Upper Limit%	Rel. Abn%	Raw Abn	Result Pass/Fail
51	442	10	80	34.2	8172	PASS
68	69	0.00	2	0.0	0	PASS
70	69	0.00	2	0.0	0	PASS
127	442	10	80	48.4	11572	PASS
197	198	0.00	2	0.0	0	PASS
198	442	50	100	92.5	22108	PASS
199	198	5	9	6.8	1494	PASS
275	442	10	60	27.1	6484	PASS
365	198	1	100	4.4	972	PASS
441	442	0.01	24	14.9	3550	PASS
442	442	50	200	100.0	23896	PASS
443	442	15	24	19.1	4575	PASS

0725_01.D TAIL_DEG7.M Tue Jul 25 12:50:15 2017

5B

SEMIVOLATILE ORGANIC INSTRUMENT PERFORMANCE CHECK (SIM SCAN)

DECAFLUOROTRIPHENYLPHOSPHINE (DFTPP)

Lab Name: Phoenix Environmental Labs Client: NETC

Lab Code: Phoenix Case No.: _____ SAS No.: _____ SDG No.: GBY76292

Lab File ID: 0802_01.D DFTPP Injection Date: 08/02/17

Instrument ID: CHEM07 DFTPP Injection Time: 08:01

AutoFind: Scans 1790, 1791, 1792; Background Corrected with Scan 1784

m/e	ION ABUNDANCE CRITERIA	% RELATIVE ABUNDANCE	
51	10.0 - 80.0% of mass 198	43.5	
68	Less than 2.0% of mass 69	0.0	(0.0)1
69	Mass 69 relative abundance	47.2	
70	Less than 2.0% of mass 69	0.0	(0.0)1
127	10.0 - 80.0% of mass 198	60.7	
197	Less than 2.0% of mass 198	0.0	
198	Base Peak, 100% relative abundance	100.0	
199	5.0 to 9.0% of mass 198	6.9	
275	10.0 - 60.0% of mass 198	26.5	
365	Greater than 1.0% of mass 198	4.0	
441	Present, but less than mass 442	15.0	
442	Greater than 50.0% of mass 198	69.5	
443	15.0 - 24.0% of mass 442	19.5	

1-Value is % mass 69

THIS CHECK APPLIES TO THE FOLLOWING SAMPLES, MS, MSD, BLANKS, AND STANDARDS:

	CLIENT ID	LAB SAMPLE ID	LAB FILE ID	DATE ANALYZED	TIME ANALYZED	*
01	CCAL 2.5	2.5PPM 8270;16O	0802_02.D	08/02/17	08:27	
02	BY76293 BLANK	BY76293 BLANK	0802_04.D	08/02/17	09:22	
03	BY76293 LCS	BY76293 LCS 10X	0802_09.D	08/02/17	11:39	
04	BB-2 MS	BY76293 MS 10X	0802_10.D	08/02/17	12:07	
05	BB-2 MSD	BY76293 MSD 10X	0802_11.D	08/02/17	12:34	
06	BB-2	BY76293	0802_13.D	08/02/17	13:30	
07	BB-2 DUP	BY76294	0802_14.D	08/02/17	13:57	
08	MW-6	BY76295	0802_15.D	08/02/17	14:25	
09	NE-1	BY76297	0802_16.D	08/02/17	14:52	
10	B4-1	BY76298	0802_17.D	08/02/17	15:20	
11	NW-1	BY76299	0802_18.D	08/02/17	15:47	
12	CCAL 2.5	2.5PPM 8270;16O	0802_28.D	08/02/17	21:15	*
13						
14						
15						
16						
17						
18						
19						
20						

(*) Outside 12 hr clock

FORM V SV

DFTPP

Data File : C:\SV2017\CHEM07\08AUG\02\0802_01.D Vial: 1
Acq On : 2 Aug 2017 8:01 am Operator:
Sample : 50PPM DFTPP;16B Inst : Instrumen
Misc : Multiplr: 1.00
MS Integration Params: rteint.p

Method : H:\SV2017\CHEM07\METHODS\TAIL_DEG7.M (RTE Integrator)
Title : Semivolatiles by GC/MS - EPA Method 625/8270

AutoFind: Scans 1790, 1791, 1792; Background Corrected with Scan 1784

Target Mass	Rel. to Mass	Lower Limit%	Upper Limit%	Rel. Abn%	Raw Abn	Result Pass/Fail
51	198	10	80	43.5	6701	PASS
68	69	0.00	2	0.0	0	PASS
70	69	0.00	2	0.0	0	PASS
127	198	10	80	60.7	9341	PASS
197	198	0.00	2	0.0	0	PASS
198	198	50	100	100.0	15393	PASS
199	198	5	9	6.9	1057	PASS
275	198	10	60	26.5	4086	PASS
365	198	1	100	4.0	614	PASS
441	442	0.01	24	15.0	1604	PASS
442	198	50	200	69.5	10700	PASS
443	442	15	24	19.5	2083	PASS

0802_01.D TAIL_DEG7.M Wed Aug 02 08:26:19 2017

5B

SEMIVOLATILE ORGANIC INSTRUMENT PERFORMANCE CHECK (FULL SCAN)
DECAFLUOROTRIPHENYLPHOSPHINE (DFTPP)

Lab Name: Phoenix Environmental Labs Client: NETC

Lab Code: Phoenix Case No.: _____ SAS No.: _____ SDG No.: GBY76292

Lab File ID: 0720_01.D DFTPP Injection Date: 07/20/17

Instrument ID: CHEM25 DFTPP Injection Time: 07:08

AutoFind: Averaged scan 1109 to 1122; Bkg corrected with scan 1108

m/e	ION ABUNDANCE CRITERIA	% RELATIVE ABUNDANCE	
51	10.0 - 80.0% of mass 442	11.0	
68	Less than 2.0% of mass 69	0.0	(0.0)1
69	Mass 69 relative abundance	14.1	
70	Less than 2.0% of mass 69	0.6	(0.1)1
127	10.0 - 80.0% of mass 442	23.0	
197	Less than 2.0% of mass 198	0.0	
198	Greater than 50.0% of mass 442	60.3	
199	5.0 to 9.0% of mass 198	7.1	
275	10.0 - 60.0% of mass 442	17.8	
365	Greater than 1.0% of mass 198	3.2	
441	Present, but less than mass 442	14.9	
442	Base Peak, 100% relative abundance	100.0	
443	15.0 - 24.0% of mass 442	19.3	

1-Value is % mass 69

THIS CHECK APPLIES TO THE FOLLOWING SAMPLES, MS, MSD, BLANKS, AND STANDARDS:

	CLIENT ID	LAB SAMPLE ID	LAB FILE ID	DATE ANALYZED	TIME ANALYZED	*
01	ICAL 30	30PPM 8270;MIX A	0720_02.D	07/20/17	07:30	
02	ICAL 100	100PPM 8270;MIX A	0720_03.D	07/20/17	07:53	
03	ICAL 70	70PPM 8270;MIX A	0720_04.D	07/20/17	08:15	
04	ICAL 50	50PPM 8270;MIX A	0720_05.D	07/20/17	08:38	
05	ICAL 20	20PPM 8270;MIX A	0720_06.D	07/20/17	09:01	
06	ICAL 10	10PPM 8270;MIX A	0720_07.D	07/20/17	09:23	
07	ICAL 3.5	3.5PPM 8270;MIX A	0720_08.D	07/20/17	09:46	
08	ICAL 1	1.0PPM 8270;MIX A	0720_09.D	07/20/17	10:08	
09	ICAL 30	30PPM BENZIDINE	0720_10.D	07/20/17	10:31	
10	ICAL 100	100PPM BENZIDINE	0720_11.D	07/20/17	10:54	
11	ICAL 70	70PPM BENZIDINE	0720_12.D	07/20/17	11:16	
12	ICAL 50	50PPM BENZIDINE	0720_13.D	07/20/17	11:39	
13	ICAL 20	20PPM BENZIDINE	0720_14.D	07/20/17	12:02	
14	ICAL 10	10PPM BENZIDINE	0720_15.D	07/20/17	12:24	
15	ICAL 3.5	3.5PPM BENZIDINE	0720_16.D	07/20/17	12:47	
16	1.0PPM BENZIDINE	1.0PPM BENZIDINE	0720_17.D	07/20/17	13:10	
17						
18						
19						
20						

(*) Outside 12 hr clock

FORM V SV

tuner0720_01.txt
DFTPP

Data Path : H:\SV2017\CHEM25\07JUL\20\
Data File : 0720_01.D
Acq On : 20 Jul 2017 7:08 am
Operator :
Sample : 50PPM DFTPP;16B
Misc :
ALS Vial : 1 Sample Multiplier: 1

Integration File: rteint.p

Method : H:\SV2017\CHEM25\METHODS\SPLIT_0720.M
Title : Semivolatiles by GC/MS - EPA Method 625/8270
Last Update : Tue Aug 01 12:51:40 2017

AutoFind: Averaged scan 1109 to 1122; Bkg corrected with scan 1108

Target Mass	Rel. to Mass	Lower Limit%	Upper Limit%	Rel. Abn%	Raw Abn	Result Pass/Fail
51	442	10	80	11.0	6570	PASS
68	69	0.00	2	0.0	0	PASS
70	69	0.00	2	0.6	51	PASS
127	442	10	80	23.0	13772	PASS
197	198	0.00	2	0.0	0	PASS
198	442	50	100	60.3	36135	PASS
199	198	5	9	7.1	2552	PASS
275	442	10	60	17.8	10652	PASS
365	198	1	100	3.2	1156	PASS
441	442	0.01	24	14.9	8902	PASS
442	442	50	200	100.0	59881	PASS
443	442	15	24	19.3	11581	PASS

SPLIT_0720.M Wed Aug 02 06:25:39 2017

5B

SEMIVOLATILE ORGANIC INSTRUMENT PERFORMANCE CHECK (FULL SCAN)
DECAFLUOROTRIPHENYLPHOSPHINE (DFTPP)

Lab Name: Phoenix Environmental Labs Client: NETC

Lab Code: Phoenix Case No.: _____ SAS No.: _____ SDG No.: GBY76292

Lab File ID: 0803_01.D DFTPP Injection Date: 08/03/17

Instrument ID: CHEM25 DFTPP Injection Time: 08:26

AutoFind: Averaged scan 1072 to 1088; Bkg corrected with scan 1071

m/e	ION ABUNDANCE CRITERIA	% RELATIVE ABUNDANCE	
51	10.0 - 80.0% of mass 442	11.1	
68	Less than 2.0% of mass 69	0.0	(0.0)1
69	Mass 69 relative abundance	7.5	
70	Less than 2.0% of mass 69	1.3	(0.1)1
127	10.0 - 80.0% of mass 442	22.7	
197	Less than 2.0% of mass 198	0.0	
198	Greater than 50.0% of mass 442	59.9	
199	5.0 to 9.0% of mass 198	6.9	
275	10.0 - 60.0% of mass 442	17.7	
365	Greater than 1.0% of mass 198	3.3	
441	Present, but less than mass 442	14.8	
442	Base Peak, 100% relative abundance	100.0	
443	15.0 - 24.0% of mass 442	19.6	

1-Value is % mass 69

THIS CHECK APPLIES TO THE FOLLOWING SAMPLES, MS, MSD, BLANKS, AND STANDARDS:

	CLIENT ID	LAB SAMPLE ID	LAB FILE ID	DATE ANALYZED	TIME ANALYZED	*
01	CCAL 30	30PPM 8270;MIX A	0803_02.D	08/03/17	08:48	
02	MW-6	BY76295	0803_06.D	08/03/17	10:18	
03	NE-1	BY76297	0803_07.D	08/03/17	10:40	
04	B4-1	BY76298	0803_09.D	08/03/17	11:23	
05	NW-1	BY76299	0803_10.D	08/03/17	11:45	
06	BB-2 DUP	BY76294	0803_17.D	08/03/17	14:25	
07	CCAL 30	30PPM 8270;MIX A	0803_31.D	08/03/17	19:33	
08						
09						
10						
11						
12						
13						
14						
15						
16						
17						
18						
19						
20						

(*) Outside 12 hr clock

FORM V SV

tuner0803_01.txt
DFTPP

Data Path : C:\SV2017\CHEM25\08AUG\03\
Data File : 0803_01.D
Acq On : 3 Aug 2017 8:26 am
Operator :
Sample : 50PPM DFTPP;16B
Misc :
ALS Vial : 1 Sample Multiplier: 1

Integration File: rteint.p

Method : H:\SV2017\CHEM25\METHODS\TAIL_DEG7.M
Title : Semivolatiles by GC/MS - EPA Method 625/8270
Last Update : Wed Aug 02 08:16:30 2017

AutoFind: Averaged scan 1072 to 1088; Bkg corrected with scan 1071

Target Mass	Rel. to Mass	Lower Limit%	Upper Limit%	Rel. Abn%	Raw Abn	Result Pass/Fail
51	442	10	80	11.1	8807	PASS
68	69	0.00	2	0.0	0	PASS
70	69	0.00	2	1.3	77	PASS
127	442	10	80	22.7	18112	PASS
197	198	0.00	2	0.0	11	PASS
198	442	50	100	59.9	47728	PASS
199	198	5	9	6.9	3280	PASS
275	442	10	60	17.7	14120	PASS
365	198	1	100	3.2	1549	PASS
441	442	0.01	24	14.8	11774	PASS
442	442	50	200	100.0	79688	PASS
443	442	15	24	19.6	15630	PASS

TAIL_DEG7.M Thu Aug 03 10:36:40 2017

8B

SEMIVOLATILE INTERNAL STANDARD AREA AND RT SUMMARY (FULL SCAN)

Lab Name: Phoenix Environmental Labs Client: NETC

Lab Code: Phoenix Case No.: SAS No.: SDG No.: GBY76292

Lab File ID (Standard): 0724_02.D Date Analyzed: 07/24/17

Instrument ID: CHEM06 Time Analyzed: 08:32

		IS1 (DCB) AREA	#	RT	#	IS2 (NPT) AREA	#	RT	#	IS3 (ANT) AREA	#	RT	#	File ID
	12 HOUR STD	199803		3.52		811579		4.55		420134		6.06		0724_02.D
	UPPER LIMIT	409596		4.02		1663737		5.05		861275		6.56		0724_02.D
	LOWER LIMIT	98902		3.02		401732		4.05		207966		5.56		0724_02.D
	CLIENT ID													
01	ICAL 30	199803		3.52		811579		4.55		420134		6.06		0724_02.D
02	ICAL 100	184737		3.52		883172		4.55		386383		6.07		0724_03.D
03	ICAL 70	178654		3.52		763598		4.55		343411		6.06		0724_04.D
04	ICAL 50	168814		3.52		692261		4.55		328946		6.06		0724_05.D
05	ICAL 20	196738		3.52		770174		4.55		398451		6.06		0724_06.D
06	ICAL 10	188872		3.52		695644		4.55		362530		6.06		0724_07.D
07	ICAL 3.5	161768		3.52		578768		4.55		301740		6.06		0724_08.D
08	ICAL 1	196191		3.52		735825		4.55		408856		6.06		0724_09.D
09	ICAL 30	213179		3.52		798195		4.55		425545		6.06		0724_10.D
10	ICAL 100	206455		3.52		765717		4.55		410123		6.06		0724_11.D
11	ICAL 70	239245		3.52		917087		4.55		495087		6.06		0724_12.D
12	ICAL 50	237315		3.52		880961		4.55		470076		6.06		0724_13.D
13	ICAL 20	225785		3.52		858309		4.55		467005		6.06		0724_14.D
14	ICAL 10	226154		3.52		848358		4.55		466460		6.06		0724_15.D
15	ICAL 3.5	211239		3.52		803515		4.55		440171		6.06		0724_16.D
16	ICAL 1	164872		3.52		622256		4.55		343218		6.06		0724_17.D
17														
18														
19														
20														
21														
22														

IS1 (DCB) = 1,4-Dichlorobenzene-d4
IS2 (NPT) = 1,4-Naphthalene-d8
IS3 (ANT) = Acenaphthene-d10
IS4 (PHN) = Phenanthrene-d10
IS5 (CRY) = Chrysene-d12
IS6 (PRY) = Perylene-d12

AREA UPPER LIMIT = +100% of internal standard area
AREA LOWER LIMIT = - 50% of internal standard area
RT UPPER LIMIT = +0.50 minutes of internal standard RT
RT LOWER LIMIT = -0.50 minutes of internal standard RT

Column used to flag internal standard area values with an asterisk.
* Values outside of QC limits.

FORM VIII SV

8C
SEMIVOLATILE INTERNAL STANDARD AREA AND RT SUMMARY (FULL SCAN)

Lab Name: Phoenix Environmental Labs Client: NETC

Lab Code: Phoenix Case No.: SAS No.: SDG No.: GBY76292

Lab File ID (Standard): 0724_02.D Date Analyzed: 07/24/17

Instrument ID: CHEM06 Time Analyzed: 08:32

		IS4 (PHN) AREA	#	RT	#	IS5 (CRY) AREA	#	RT	#	IS6 (PRY) AREA	#	RT	#	File ID
	12 HOUR STD	767324		7.34		797866		10.16		884083		13.17		0724_02.D
	UPPER LIMIT	1573014		7.84		1635625		10.66		1812370		13.67		0724_02.D
	LOWER LIMIT	379825		6.84		394944		9.66		437621		12.67		0724_02.D
	CLIENT ID													
01	ICAL 30	767324		7.34		797866		10.16		884083		13.17		0724_02.D
02	ICAL 100	682484		7.35		704801		10.18		775978		13.18		0724_03.D
03	ICAL 70	595475		7.35		603084		10.16		641622		13.17		0724_04.D
04	ICAL 50	581374		7.34		600252		10.16		651466		13.16		0724_05.D
05	ICAL 20	702715		7.34		730161		10.16		786861		13.16		0724_06.D
06	ICAL 10	640685		7.34		668148		10.16		728919		13.16		0724_07.D
07	ICAL 3.5	548868		7.34		574850		10.16		639302		13.15		0724_08.D
08	ICAL 1	713835		7.34		741509		10.16		828737		13.15		0724_09.D
09	ICAL 30	755853		7.34		795341		10.16		874326		13.15		0724_10.D
10	ICAL 100	723395		7.34		721150		10.16		806121		13.15		0724_11.D
11	ICAL 70	871113		7.34		901479		10.16		991803		13.16		0724_12.D
12	ICAL 50	831555		7.34		872448		10.16		974518		13.15		0724_13.D
13	ICAL 20	820303		7.34		861035		10.16		951633		13.15		0724_14.D
14	ICAL 10	823544		7.34		875997		10.16		978024		13.15		0724_15.D
15	ICAL 3.5	774115		7.34		846419		10.15		939202		13.15		0724_16.D
16	ICAL 1	611742		7.34		657469		10.15		731970		13.15		0724_17.D
17														
18														
19														
20														
21														
22														

IS1 (DCB) = 1,4-Dichlorobenzene-d4
IS2 (NPT) = 1,4-Naphthalene-d8
IS3 (ANT) = Acenaphthene-d10
IS4 (PHN) = Phenanthrene-d10
IS5 (CRY) = Chrysene-d12
IS6 (PRY) = Perylene-d12

AREA UPPER LIMIT = +100% of internal standard area
AREA LOWER LIMIT = - 50% of internal standard area
RT UPPER LIMIT = +0.50 minutes of internal standard RT
RT LOWER LIMIT = -0.50 minutes of internal standard RT

Column used to flag internal standard area values with an asterisk.
* Values outside of QC limits.

FORM VIII SV

8B

SEMIVOLATILE INTERNAL STANDARD AREA AND RT SUMMARY (FULL SCAN)

Lab Name: Phoenix Environmental Labs Client: NETC

Lab Code: Phoenix Case No.: SAS No.: SDG No.: GBY76292

Lab File ID (Standard): 0802_04.D Date Analyzed: 08/02/17

Instrument ID: CHEM06 Time Analyzed: 18:41

		IS1 (DCB) AREA	#	RT	#	IS2 (NPT) AREA	#	RT	#	IS3 (ANT) AREA	#	RT	#	File ID
	12 HOUR STD	343438		3.15		1406682		4.15		740560		5.66		0802_04.D
	UPPER LIMIT	704048		3.65		2883698		4.65		1518148		6.16		0802_04.D
	LOWER LIMIT	170002		2.65		696308		3.65		366577		5.16		0802_04.D
	CLIENT ID													
01	CCAL 30	343438		3.15		1406682		4.15		740560		5.66		0802_04.D
02	BY76293 BLANK	271395		3.15		1046838		4.15		592918		5.65		0802_05.D
03	BY76293 LCS	263629		3.15		1130017		4.15		563426		5.65		0802_10.D
04	BB-2 MS	246942		3.15		1036962		4.15		506569		5.65		0802_13.D
05	BB-2 MSD	264514		3.14		1123035		4.15		552189		5.65		0802_14.D
06	BB-2	247400		3.14		938302		4.15		523461		5.65		0802_15.D
07	CCAL 30	333922		3.14		1345389		4.15		706561		5.65		0802_31.D
08														
09														
10														
11														
12														
13														
14														
15														
16														
17														
18														
19														
20														
21														
22														

IS1 (DCB) = 1,4-Dichlorobenzene-d4
IS2 (NPT) = 1,4-Naphthalene-d8
IS3 (ANT) = Acenaphthene-d10
IS4 (PHN) = Phenanthrene-d10
IS5 (CRY) = Chrysene-d12
IS6 (PRY) = Perylene-d12

AREA UPPER LIMIT = +100% of internal standard area
AREA LOWER LIMIT = - 50% of internal standard area
RT UPPER LIMIT = +0.50 minutes of internal standard RT
RT LOWER LIMIT = -0.50 minutes of internal standard RT

Column used to flag internal standard area values with an asterisk.
* Values outside of QC limits.

FORM VIII SV

8C
SEMIVOLATILE INTERNAL STANDARD AREA AND RT SUMMARY (FULL SCAN)

Lab Name: Phoenix Environmental Labs Client: NETC

Lab Code: Phoenix Case No.: SAS No.: SDG No.: GBY76292

Lab File ID (Standard): 0802_04.D Date Analyzed: 08/02/17

Instrument ID: CHEM06 Time Analyzed: 18:41

		IS4 (PHN) AREA	#	RT	#	IS5 (CRY) AREA	#	RT	#	IS6 (PRY) AREA	#	RT	#	File ID
	12 HOUR STD	1277039		6.93		1324893		9.49		1450166		12.07		0802_04.D
	UPPER LIMIT	2617930		7.43		2716031		9.99		2972840		12.57		0802_04.D
	LOWER LIMIT	632134		6.43		655822		8.99		717832		11.57		0802_04.D
	CLIENT ID													
01	CCAL 30	1277039		6.93		1324893		9.49		1450166		12.07		0802_04.D
02	BY76293 BLANK	1038700		6.93		1116437		9.49		1271492		12.06		0802_05.D
03	BY76293 LCS	983049		6.93		902600		9.49		1078971		12.06		0802_10.D
04	BB-2 MS	874504		6.93		899687		9.49		984644		12.05		0802_13.D
05	BB-2 MSD	941167		6.93		977799		9.49		1070631		12.06		0802_14.D
06	BB-2	907109		6.92		977861		9.48		1116237		12.04		0802_15.D
07	CCAL 30	1237437		6.93		1294039		9.49		1414156		12.04		0802_31.D
08														
09														
10														
11														
12														
13														
14														
15														
16														
17														
18														
19														
20														
21														
22														

IS1 (DCB) = 1,4-Dichlorobenzene-d4
IS2 (NPT) = 1,4-Naphthalene-d8
IS3 (ANT) = Acenaphthene-d10
IS4 (PHN) = Phenanthrene-d10
IS5 (CRY) = Chrysene-d12
IS6 (PRY) = Perylene-d12

AREA UPPER LIMIT = +100% of internal standard area
AREA LOWER LIMIT = - 50% of internal standard area
RT UPPER LIMIT = +0.50 minutes of internal standard RT
RT LOWER LIMIT = -0.50 minutes of internal standard RT

Column used to flag internal standard area values with an asterisk.
* Values outside of QC limits.

FORM VIII SV

8B

SEMIVOLATILE INTERNAL STANDARD AREA AND RT SUMMARY (SIM SCAN)

Lab Name: Phoenix Environmental Labs Client: NETC

Lab Code: Phoenix Case No.: SAS No.: SDG No.: GBY76292

Lab File ID (Standard): 0725_02.D Date Analyzed: 07/25/17

Instrument ID: CHEM07 Time Analyzed: 12:34

		IS1 (DCB) AREA	#	RT	#	IS2 (NPT) AREA	#	RT	#	IS3 (ANT) AREA	#	RT	#	File ID
	12 HOUR STD	589751		6.46		1507940		8.53		760072		11.47		0725_02.D
	UPPER LIMIT	1208990		6.96		3091277		9.03		1558148		11.97		0725_02.D
	LOWER LIMIT	291927		5.96		746430		8.03		376236		10.97		0725_02.D
	CLIENT ID													
01	ICAL 2.5	589751		6.46		1507940		8.53		760072		11.47		0725_02.D
02	ICAL 10	693162		6.46		1639379		8.53		804600		11.47		0725_03.D
03	ICAL 5	614345		6.46		1537772		8.53		767030		11.47		0725_04.D
04	ICAL 1	539174		6.46		1418196		8.53		713425		11.47		0725_05.D
05	ICAL 0.5	576613		6.46		1512011		8.53		769661		11.47		0725_06.D
06	ICAL 0.25	495515		6.46		1275956		8.53		649507		11.47		0725_07.D
07	ICAL 0.05	521723		6.46		1340704		8.53		678536		11.47		0725_08.D
08	ICAL 0.02	519426		6.46		1328764		8.53		670931		11.47		0725_09.D
09														
10														
11														
12														
13														
14														
15														
16														
17														
18														
19														
20														
21														
22														

IS1 (DCB) = 1,4-Dichlorobenzene-d4
IS2 (NPT) = 1,4-Naphthalene-d8
IS3 (ANT) = Acenaphthene-d10
IS4 (PHN) = Phenanthrene-d10
IS5 (CRY) = Chrysene-d12
IS6 (PRY) = Perylene-d12

AREA UPPER LIMIT = +100% of internal standard area
AREA LOWER LIMIT = - 50% of internal standard area
RT UPPER LIMIT = +0.50 minutes of internal standard RT
RT LOWER LIMIT = -0.50 minutes of internal standard RT

Column used to flag internal standard area values with an asterisk.
* Values outside of QC limits.

FORM VIII SV

8C
SEMIVOLATILE INTERNAL STANDARD AREA AND RT SUMMARY (SIM SCAN)

Lab Name: Phoenix Environmental Labs Client: NETC

Lab Code: Phoenix Case No.: SAS No.: SDG No.: GBY76292

Lab File ID (Standard): 0725_02.D Date Analyzed: 07/25/17

Instrument ID: CHEM07 Time Analyzed: 12:34

		IS4 (PHN) AREA	#	RT	#	IS5 (CRY) AREA	#	RT	#	IS6 (PRY) AREA	#	RT	#	File ID
	12 HOUR STD	1236321		13.85		1011944		18.15		1064055		20.13		0725_02.D
	UPPER LIMIT	2534458		14.35		2074485		18.65		2181313		20.63		0725_02.D
	LOWER LIMIT	611979		13.35		500912		17.65		526707		19.63		0725_02.D
	CLIENT ID													
01	ICAL 2.5	1236321		13.85		1011944		18.15		1064055		20.13		0725_02.D
02	ICAL 10	1315798		13.85		1095015		18.16		1082535		20.14		0725_03.D
03	ICAL 5	1230472		13.85		992113		18.15		1016525		20.13		0725_04.D
04	ICAL 1	1136227		13.84		922357		18.15		963373		20.13		0725_05.D
05	ICAL 0.5	1235446		13.84		1019163		18.15		1064806		20.13		0725_06.D
06	ICAL 0.25	1035521		13.84		834116		18.15		861137		20.13		0725_07.D
07	ICAL 0.05	1086994		13.84		900018		18.15		927303		20.13		0725_08.D
08	ICAL 0.02	1068774		13.84		882322		18.14		902896		20.13		0725_09.D
09														
10														
11														
12														
13														
14														
15														
16														
17														
18														
19														
20														
21														
22														

IS1 (DCB) = 1,4-Dichlorobenzene-d4
IS2 (NPT) = 1,4-Naphthalene-d8
IS3 (ANT) = Acenaphthene-d10
IS4 (PHN) = Phenanthrene-d10
IS5 (CRY) = Chrysene-d12
IS6 (PRY) = Perylene-d12

AREA UPPER LIMIT = +100% of internal standard area
AREA LOWER LIMIT = - 50% of internal standard area
RT UPPER LIMIT = +0.50 minutes of internal standard RT
RT LOWER LIMIT = -0.50 minutes of internal standard RT

Column used to flag internal standard area values with an asterisk.
* Values outside of QC limits.

FORM VIII SV

8B

SEMIVOLATILE INTERNAL STANDARD AREA AND RT SUMMARY (SIM SCAN)

Lab Name: Phoenix Environmental Labs Client: NETC

Lab Code: Phoenix Case No.: SAS No.: SDG No.: GBY76292

Lab File ID (Standard): 0802_02.D Date Analyzed: 08/02/17

Instrument ID: CHEM07 Time Analyzed: 08:27

		IS1 (DCB) AREA	#	RT	#	IS2 (NPT) AREA	#	RT	#	IS3 (ANT) AREA	#	RT	#	File ID
	12 HOUR STD	467138		6.37		1176389		8.45		564168		11.37		0802_02.D
	UPPER LIMIT	957633		6.87		2411597		8.95		1156544		11.87		0802_02.D
	LOWER LIMIT	231233		5.87		582313		7.95		279263		10.87		0802_02.D
	CLIENT ID													
01	CCAL 2.5	467138		6.37		1176389		8.45		564168		11.37		0802_02.D
02	BY76293 BLANK	357748		6.37		921109		8.45		466172		11.37		0802_04.D
03	BY76293 LCS	373215		6.37		977604		8.45		490452		11.37		0802_09.D
04	BB-2 MS	385489		6.37		932689		8.45		462570		11.37		0802_10.D
05	BB-2 MSD	409420		6.36		1074453		8.43		531262		11.37		0802_11.D
06	BB-2	372519		6.36		969782		8.43		502384		11.37		0802_13.D
07	BB-2 DUP	447119		6.36		1163959		8.43		586248		11.37		0802_14.D
08	MW-6	419255		6.36		1097176		8.43		560315		11.37		0802_15.D
09	NE-1	462795		6.36		1228771		8.43		638544		11.37		0802_16.D
10	B4-1	461702		6.36		1277718		8.43		628863		11.37		0802_17.D
11	NW-1	396112		6.37		1024563		8.45		523590		11.36		0802_18.D
12	CCAL 2.5	776550		6.37		1991709		8.45		1005520		11.37		0802_28.D
13														
14														
15														
16														
17														
18														
19														
20														
21														
22														

IS1 (DCB) = 1,4-Dichlorobenzene-d4
IS2 (NPT) = 1,4-Naphthalene-d8
IS3 (ANT) = Acenaphthene-d10
IS4 (PHN) = Phenanthrene-d10
IS5 (CRY) = Chrysene-d12
IS6 (PRY) = Perylene-d12

AREA UPPER LIMIT = +100% of internal standard area
AREA LOWER LIMIT = - 50% of internal standard area
RT UPPER LIMIT = +0.50 minutes of internal standard RT
RT LOWER LIMIT = -0.50 minutes of internal standard RT

Column used to flag internal standard area values with an asterisk.
* Values outside of QC limits.

FORM VIII SV

8C
SEMIVOLATILE INTERNAL STANDARD AREA AND RT SUMMARY (SIM SCAN)

Lab Name: Phoenix Environmental Labs Client: NETC

Lab Code: Phoenix Case No.: SAS No.: SDG No.: GBY76292

Lab File ID (Standard): 0802_02.D Date Analyzed: 08/02/17

Instrument ID: CHEM07 Time Analyzed: 08:27

		IS4 (PHN) AREA	#	RT	#	IS5 (CRY) AREA	#	RT	#	IS6 (PRY) AREA	#	RT	#	File ID
	12 HOUR STD	840978		13.74		647611		18.03		689167		20.04		0802_02.D
	UPPER LIMIT	1724005		14.24		1327603		18.53		1412792		20.54		0802_02.D
	LOWER LIMIT	416284		13.24		320567		17.53		341138		19.54		0802_02.D
	CLIENT ID													
01	CCAL 2.5	840978		13.74		647611		18.03		689167		20.04		0802_02.D
02	BY76293 BLANK	683425		13.74		528682		18.03		557520		20.04		0802_04.D
03	BY76293 LCS	786133		13.74		644228		18.03		692897		20.04		0802_09.D
04	BB-2 MS	693762		13.74		544074		18.03		577767		20.04		0802_10.D
05	BB-2 MSD	847642		13.74		689562		18.03		721205		20.03		0802_11.D
06	BB-2	783573		13.74		665016		18.03		739778		20.03		0802_13.D
07	BB-2 DUP	854571		13.74		655688		18.03		719694		20.03		0802_14.D
08	MW-6	857396		13.74		729592		18.03		823299		20.03		0802_15.D
09	NE-1	964944		13.74		774263		18.03		836735		20.03		0802_16.D
10	B4-1	975980		13.74		791952		18.03		900469		20.03		0802_17.D
11	NW-1	766802		13.74		623089		18.03		712149		20.02		0802_18.D
12	CCAL 2.5	1582888		13.75		1335314	*	18.04		1292663		20.04		0802_28.D
13														
14														
15														
16														
17														
18														
19														
20														
21														
22														

IS1 (DCB) = 1,4-Dichlorobenzene-d4
IS2 (NPT) = 1,4-Naphthalene-d8
IS3 (ANT) = Acenaphthene-d10
IS4 (PHN) = Phenanthrene-d10
IS5 (CRY) = Chrysene-d12
IS6 (PRY) = Perylene-d12

AREA UPPER LIMIT = +100% of internal standard area
AREA LOWER LIMIT = - 50% of internal standard area
RT UPPER LIMIT = +0.50 minutes of internal standard RT
RT LOWER LIMIT = -0.50 minutes of internal standard RT

Column used to flag internal standard area values with an asterisk.
* Values outside of QC limits.

FORM VIII SV

8B

SEMIVOLATILE INTERNAL STANDARD AREA AND RT SUMMARY (FULL SCAN)

Lab Name: Phoenix Environmental Labs Client: NETC

Lab Code: Phoenix Case No.: SAS No.: SDG No.: GBY76292

Lab File ID (Standard): 0720_02.D Date Analyzed: 07/20/17

Instrument ID: CHEM25 Time Analyzed: 07:30

		IS1 (DCB) AREA	#	RT	#	IS2 (NPT) AREA	#	RT	#	IS3 (ANT) AREA	#	RT	#	File ID
	12 HOUR STD	340448		3.80		1286391		4.83		749266		6.36		0720_02.D
	UPPER LIMIT	697918		4.30		2637102		5.33		1535995		6.86		0720_02.D
	LOWER LIMIT	168522		3.30		636764		4.33		370887		5.86		0720_02.D
	CLIENT ID													
01	ICAL 30	340448		3.80		1286391		4.83		749266		6.36		0720_02.D
02	ICAL 100	330549		3.80		1490310		4.84		771787		6.36		0720_03.D
03	ICAL 70	186377		3.80		755406		4.83		393207		6.36		0720_04.D
04	ICAL 50	315730		3.80		1231700		4.83		683129		6.36		0720_05.D
05	ICAL 20	361812		3.80		1269659		4.83		740590		6.36		0720_06.D
06	ICAL 10	356297		3.80		1233071		4.83		733483		6.36		0720_07.D
07	ICAL 3.5	283365		3.80		958368		4.83		540953		6.36		0720_08.D
08	ICAL 1	336194		3.80		1163619		4.83		695688		6.36		0720_09.D
09	ICAL 30	578271		3.80		2010199		4.83		1208015		6.36		0720_10.D
10	ICAL 100	515408		3.80		1771142		4.83		1065208		6.36		0720_11.D
11	ICAL 70	488415		3.80		1672152		4.83		1010837		6.36		0720_12.D
12	ICAL 50	517293		3.80		1792044		4.83		1054520		6.36		0720_13.D
13	ICAL 20	330717		3.80		1230070		4.83		782537		6.36		0720_14.D
14	ICAL 10	525516		3.80		1778920		4.83		1074872		6.36		0720_15.D
15	ICAL 3.5	477395		3.80		1656489		4.83		1003350		6.36		0720_16.D
16	1.0PPM BENZIDINE	311239		3.80		1049870		4.83		598832		6.36		0720_17.D
17														
18														
19														
20														
21														
22														

IS1 (DCB) = 1,4-Dichlorobenzene-d4
IS2 (NPT) = 1,4-Naphthalene-d8
IS3 (ANT) = Acenaphthene-d10
IS4 (PHN) = Phenanthrene-d10
IS5 (CRY) = Chrysene-d12
IS6 (PRY) = Perylene-d12

AREA UPPER LIMIT = +100% of internal standard area
AREA LOWER LIMIT = - 50% of internal standard area
RT UPPER LIMIT = +0.50 minutes of internal standard RT
RT LOWER LIMIT = -0.50 minutes of internal standard RT

Column used to flag internal standard area values with an asterisk.
* Values outside of QC limits.

FORM VIII SV

8C

SEMIVOLATILE INTERNAL STANDARD AREA AND RT SUMMARY (FULL SCAN)

Lab Name: Phoenix Environmental Labs Client: NETC

Lab Code: Phoenix Case No.: SAS No.: SDG No.: GBY76292

Lab File ID (Standard): 0720_02.D Date Analyzed: 07/20/17

Instrument ID: CHEM25 Time Analyzed: 07:30

		IS4 (PHN) AREA	#	RT	#	IS5 (CRY) AREA	#	RT	#	IS6 (PRY) AREA	#	RT	#	File ID
	12 HOUR STD	1373936		7.65		1399680		10.70		1523938		14.02		0720_02.D
	UPPER LIMIT	2816569		8.15		2869344		11.20		3124073		14.52		0720_02.D
	LOWER LIMIT	680098		7.15		692842		10.20		754349		13.52		0720_02.D
	CLIENT ID													
01	ICAL 30	1373936		7.65		1399680		10.70		1523938		14.02		0720_02.D
02	ICAL 100	1398541		7.66		1370341		10.71		1613685		14.04		0720_03.D
03	ICAL 70	727626		7.65		794897		10.70		938334		14.02		0720_04.D
04	ICAL 50	1236372		7.65		1293399		10.70		1559135		14.02		0720_05.D
05	ICAL 20	1342765		7.65		1461309		10.69		1691482		14.02		0720_06.D
06	ICAL 10	1355814		7.65		1515821		10.69		1703029		14.02		0720_07.D
07	ICAL 3.5	983856		7.64		1017554		10.68		1056064		14.01		0720_08.D
08	ICAL 1	1258499		7.64		1358968		10.68		1436841		14.01		0720_09.D
09	ICAL 30	2170160		7.65		2318222		10.69		2447833		14.03		0720_10.D
10	ICAL 100	1931337		7.65		2062812		10.69		2208387		14.02		0720_11.D
11	ICAL 70	1832651		7.65		1991495		10.69		2114257		14.02		0720_12.D
12	ICAL 50	1855457		7.65		1948894		10.69		2118011		14.02		0720_13.D
13	ICAL 20	1480068		7.64		1599404		10.68		1671312		14.01		0720_14.D
14	ICAL 10	1923705		7.64		2061394		10.69		2222477		14.02		0720_15.D
15	ICAL 3.5	1799107		7.64		1978707		10.69		2147842		14.02		0720_16.D
16	1.0PPM BENZIDINE	1068499		7.64		1100936		10.68		1134369		14.01		0720_17.D
17														
18														
19														
20														
21														
22														

IS1 (DCB) = 1,4-Dichlorobenzene-d4
IS2 (NPT) = 1,4-Naphthalene-d8
IS3 (ANT) = Acenaphthene-d10
IS4 (PHN) = Phenanthrene-d10
IS5 (CRY) = Chrysene-d12
IS6 (PRY) = Perylene-d12

AREA UPPER LIMIT = +100% of internal standard area
AREA LOWER LIMIT = - 50% of internal standard area
RT UPPER LIMIT = +0.50 minutes of internal standard RT
RT LOWER LIMIT = -0.50 minutes of internal standard RT

Column used to flag internal standard area values with an asterisk.
* Values outside of QC limits.

FORM VIII SV

8B

SEMIVOLATILE INTERNAL STANDARD AREA AND RT SUMMARY (FULL SCAN)

Lab Name: Phoenix Environmental Labs Client: NETC

Lab Code: Phoenix Case No.: SAS No.: SDG No.: GBY76292

Lab File ID (Standard): 0803_02.D Date Analyzed: 08/03/17

Instrument ID: CHEM25 Time Analyzed: 08:48

		IS1 (DCB) AREA	#	RT	#	IS2 (NPT) AREA	#	RT	#	IS3 (ANT) AREA	#	RT	#	File ID
	12 HOUR STD	423972		3.05		1534626		4.05		894763		5.55		0803_02.D
	UPPER LIMIT	869143		3.55		3145983		4.55		1834264		6.05		0803_02.D
	LOWER LIMIT	209866		2.55		759640		3.55		442908		5.05		0803_02.D
	CLIENT ID													
01	CCAL 30	423972		3.05		1534626		4.05		894763		5.55		0803_02.D
02	MW-6	310377		3.04		992325		4.04		571735		5.55		0803_06.D
03	NE-1	349218		3.04		1174617		4.04		694950		5.55		0803_07.D
04	B4-1	461874		3.04		1439577		4.04		951168		5.55		0803_09.D
05	NW-1	457071		3.04		1582629		4.04		953052		5.55		0803_10.D
06	BB-2 DUP	479097		3.05		1635536		4.04		977198		5.55		0803_17.D
07	CCAL 30	567223		3.05		2073672		4.04		1210432		5.55		0803_31.D
08														
09														
10														
11														
12														
13														
14														
15														
16														
17														
18														
19														
20														
21														
22														

IS1 (DCB) = 1,4-Dichlorobenzene-d4
IS2 (NPT) = 1,4-Naphthalene-d8
IS3 (ANT) = Acenaphthene-d10
IS4 (PHN) = Phenanthrene-d10
IS5 (CRY) = Chrysene-d12
IS6 (PRY) = Perylene-d12

AREA UPPER LIMIT = +100% of internal standard area
AREA LOWER LIMIT = - 50% of internal standard area
RT UPPER LIMIT = +0.50 minutes of internal standard RT
RT LOWER LIMIT = -0.50 minutes of internal standard RT

Column used to flag internal standard area values with an asterisk.
* Values outside of QC limits.

FORM VIII SV

8C
SEMIVOLATILE INTERNAL STANDARD AREA AND RT SUMMARY (FULL SCAN)

Lab Name: Phoenix Environmental Labs Client: NETC

Lab Code: Phoenix Case No.: SAS No.: SDG No.: GBY76292

Lab File ID (Standard): 0803_02.D Date Analyzed: 08/03/17

Instrument ID: CHEM25 Time Analyzed: 08:48

		IS4 (PHN) AREA	#	RT	#	IS5 (CRY) AREA	#	RT	#	IS6 (PRY) AREA	#	RT	#	File ID
	12 HOUR STD	1610489		6.82		1640182		9.40		1981088		11.89		0803_02.D
	UPPER LIMIT	3301502		7.32		3362373		9.90		4061230		12.39		0803_02.D
	LOWER LIMIT	797192		6.32		811890		8.90		980639		11.39		0803_02.D
	CLIENT ID													
01	CCAL 30	1610489		6.82		1640182		9.40		1981088		11.89		0803_02.D
02	MW-6	977198		6.82		1027722		9.39		1169937		11.87		0803_06.D
03	NE-1	1222016		6.82		1312550		9.39		1441380		11.87		0803_07.D
04	B4-1	1604031		6.82		1640805		9.39		1841745		11.88		0803_09.D
05	NW-1	1662545		6.82		1673195		9.39		1883162		11.88		0803_10.D
06	BB-2 DUP	1738336		6.82		1859055		9.42		2090608		11.91		0803_17.D
07	CCAL 30	2127026		6.82		2249035		9.36		2859103		11.85		0803_31.D
08														
09														
10														
11														
12														
13														
14														
15														
16														
17														
18														
19														
20														
21														
22														

IS1 (DCB) = 1,4-Dichlorobenzene-d4
IS2 (NPT) = 1,4-Naphthalene-d8
IS3 (ANT) = Acenaphthene-d10
IS4 (PHN) = Phenanthrene-d10
IS5 (CRY) = Chrysene-d12
IS6 (PRY) = Perylene-d12

AREA UPPER LIMIT = +100% of internal standard area
AREA LOWER LIMIT = - 50% of internal standard area
RT UPPER LIMIT = +0.50 minutes of internal standard RT
RT LOWER LIMIT = -0.50 minutes of internal standard RT

Column used to flag internal standard area values with an asterisk.
* Values outside of QC limits.

FORM VIII SV

CLIENT ID

SEMIVOLATILE ORGANICS ANALYSIS DATA SHEET (SIM SCAN)

BB-2

Client: NETC Lab: Phoenix Env. Labs

SDG No.: GBY76292 Lab Sample ID: BY76293

Sample wt/vol: 1065 (g/mL) mL Lab File ID: 0802_13.D

Concentrated Extract Volume: 1000 (uL) Date Received: 08/01/17

% Moisture: n.a. Date Extracted: 08/01/17

Instrument: CHEM07 Inj. Vol. 1.0 (uL) Date Analyzed: 08/02/17

Purge Volume N pH: Dilution Factor: 1

Matrix: (soil/water) Water CONCENTRATION UNITS:(ug/L or ug/Kg) ug/L

CAS NO.	COMPOUND	CONC.	Q	MDL	PQL	R
62-75-9	N-nitrosodimethylamine	0.09	U	0.09	0.09	r
67-72-1	Hexachloroethane	0.47	U	0.47	0.47	r
98-95-3	Nitrobenzene	0.09	U	0.09	0.09	r
87-68-3	Hexachlorobutadiene	0.38	U	0.38	0.38	r
95-94-3	1,2,4,5-Tetrachlorobenzene	0.47	U	0.47	0.47	r
208-96-8	Acenaphthylene	0.09	U	0.09	0.09	r
118-74-1	Hexachlorobenzene	0.02	U	0.02	0.02	r
87-86-5	Pentachlorophenol	0.09	U	0.09	0.09	r
82-68-8	Pentachloronitrobenzene	0.09	U	0.09	0.09	r
85-01-8	Phenanthrene	0.09	U	0.09	0.09	r
117-81-7	Bis(2-ethylhexyl)phthalate	0.94	U	0.94	0.94	r
56-55-3	Benz(a)anthracene	0.02		0.02	0.02	r
218-01-9	Chrysene	0.02		0.02	0.02	r
205-99-2	Benzo(b)fluoranthene	0.02	U	0.02	0.02	r
207-08-9	Benzo(k)fluoranthene	0.02	U	0.02	0.02	r
50-32-8	Benzo(a)pyrene	0.02	U	0.02	0.02	r
193-39-5	Indeno(1,2,3-cd)pyrene	0.02	U	0.02	0.02	r
53-70-3	Dibenz(a,h)anthracene	0.02	U	0.02	0.02	r
191-24-2	Benzo(ghi)perylene	0.02	U	0.02	0.02	r

FORM I SV

r=Result Reported U=Not Detected D=Reported Dilution E/J=Estimated Value X=Not Used S=Lab Solvent

Quantitation Report (QT Reviewed)

Data Path : H:\SV2017\CHEM07\08AUG\02\
Data File : 0802_13.D
Acq On : 2 Aug 2017 1:30 pm
Operator :
Client ID : BB-2
Lab ID : BY76293
ALS Vial : 9 Sample Multiplier: 1

Quant Time: Aug 02 13:54:33 2017
Quant Method : H:\SV2017\CHEM07\METHODS\SIM_0725.M
Quant Title : Semivolatiles by GC/MS - EPA Method 625/8270
QLast Update : Tue Aug 01 09:46:08 2017
Response via : Initial Calibration

Compound	R.T.	QIon	Response	Conc	Units	Dev(Min)
Internal Standards						
1) 1,4-Dichlorobenzene-d4	6.357	150	372519	4.000	ng	0.00
12) Naphthalene-d8	8.434	136	969782	4.000	ng	-0.01
23) Acenaphthene-d10	11.368	164	502384	4.000	ng	0.00
36) Phenanthrene-d10	13.743	188	783573	4.000	ng	0.00
48) Chrysene-d12	18.025	240	665016	4.000	ng	-0.01
52) Perylene-d12	20.028	264	739778	4.000	ng	0.00
System Monitoring Compounds						
4) % 2-Fluorophenol	4.636	112	213460m	3.596	ng	0.00
Spiked Amount 7.500			Recovery =	48.00%		
5) % Phenol-d5	5.873	99	184715	2.411	ng	0.00
Spiked Amount 7.500			Recovery =	32.13%		
11) % Nitrobenzene-d5	7.303	82	312264	4.163	ng	0.00
Spiked Amount 5.000			Recovery =	83.20%		
26) % 2-Fluorobiphenyl	10.274	172	643490	3.591	ng	0.00
Spiked Amount 5.000			Recovery =	71.80%		
37) % 2,4,6-Tribromophenol	12.666	330	93880	5.396	ng	0.00
Spiked Amount 7.500			Recovery =	72.00%		
47) % Terphenyl-d14	16.356	244	656143	4.919	ng	0.00
Spiked Amount 5.000			Recovery =	98.40%		
Target Compounds						Qvalue
50) Benz(a)anthracene	17.999	228	4853m	0.022	ng	
51) Chrysene	18.067	228	4533	0.022	ng	93

(#)out of range (m)manual integration reviewed by analyst (+)signals summed

Quantitation Report (QT Reviewed)

Data Path : H:\SV2017\CHEM07\08AUG\02\
Data File : 0802_13.D
Acq On : 2 Aug 2017 1:30 pm
Operator :
Client ID : BB-2
Lab ID : BY76293
ALS Vial : 9 Sample Multiplier: 1

Quant Time: Aug 02 13:54:33 2017
Quant Method : H:\SV2017\CHEM07\METHODS\SIM_0725.M
Quant Title : Semivolatiles by GC/MS - EPA Method 625/8270
QLast Update : Tue Aug 01 09:46:08 2017
Response via : Initial Calibration



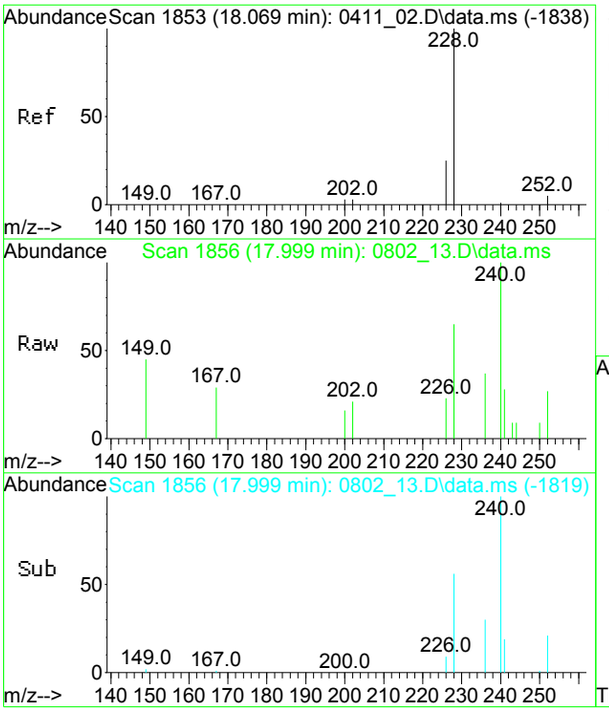

#50
Benz(a)anthracene
Concen: 0.02 ng m
RT: 17.999 min Scan# 1856
Delta R.T. -0.005 min
Lab File: 0802_13.D
Acq: 2 Aug 2017 1:30 pm

Tgt Ion:228 Resp: 4853

Ion	Ratio	Lower	Upper
228	100		
226	34.6	18.3	33.9#

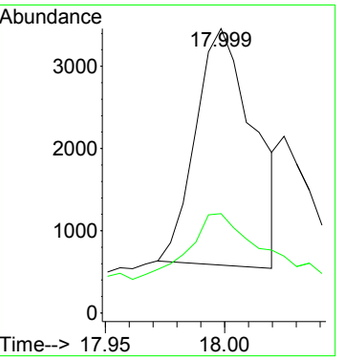

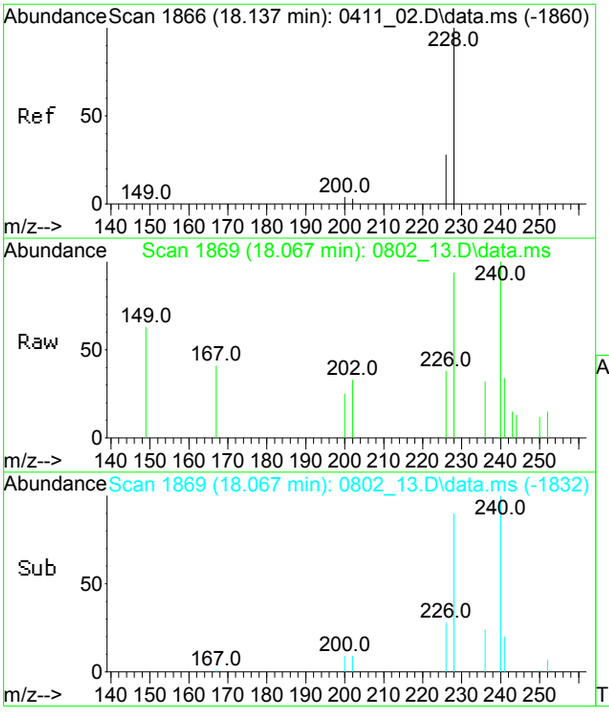

#51
Chrysene
Concen: 0.02 ng
RT: 18.067 min Scan# 1869
Delta R.T. -0.005 min
Lab File: 0802_13.D
Acq: 2 Aug 2017 1:30 pm

Tgt Ion:228 Resp: 4533

Ion	Ratio	Lower	Upper
228	100		
226	31.7	19.7	36.7

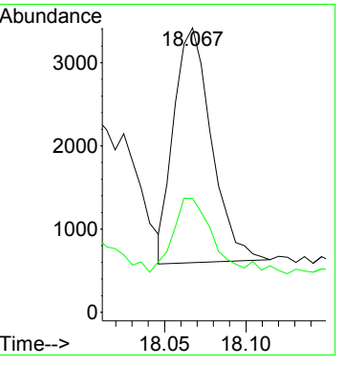

CLIENT ID

SEMIVOLATILE ORGANICS ANALYSIS DATA SHEET (FULL SCAN)

BB-2

Client: NETC Lab: Phoenix Env. Labs

SDG No.: GBY76292 Lab Sample ID: BY76293

Sample wt/vol: 1065 (g/mL) mL Lab File ID: 0802_15.D

Concentrated Extract Volume: 1000 (uL) Date Received: 08/01/17

% Moisture: n.a. Date Extracted: 08/01/17

Instrument: CHEM06 Inj. Vol. 1.0 (uL) Date Analyzed: 08/02/17

Purge Volume N pH: Dilution Factor: 1

Matrix: (soil/water) Water CONCENTRATION UNITS:(ug/L or ug/Kg) ug/L

CAS NO.	COMPOUND	CONC.	Q	MDL	PQL	R
110-86-1	Pyridine	9.4	U	1.2	9.4	r
108-95-2	Phenol	0.94	U	0.94	0.94	r
111-44-4	Bis(2-chloroethyl)ether	0.94	U	0.94	0.94	r
62-53-3	Aniline	3.3	U	4.7	3.3	r
95-57-8	2-Chlorophenol	0.94	U	0.94	0.94	r
541-73-1	1,3-Dichlorobenzene	0.94	U	0.94	0.94	r
106-46-7	1,4-Dichlorobenzene	0.94	U	0.94	0.94	r
95-50-1	1,2-Dichlorobenzene	0.94	U	0.94	0.94	r
95-48-7	2-Methylphenol (o-cresol)	0.94	U	0.94	0.94	r
39638-32-9	Bis(2-chloroisopropyl)ether	4.7	U	1.3	4.7	r
621-64-7	N-Nitrosodi-n-propylamine	4.7	U	1.5	4.7	r
HNX - M&P CRESOL	3&4-Methylphenol (m&p-cresol)	0.94	U	0.94	0.94	r
98-86-2	Acetophenone	4.7	U	1.5	4.7	r
78-59-1	Isophorone	4.7	U	1.3	4.7	r
88-75-5	2-Nitrophenol	0.94	U	0.94	0.94	r
105-67-9	2,4-Dimethylphenol	0.94	U	0.94	0.94	r
111-91-1	Bis(2-chloroethoxy)methane	4.7	U	1.3	4.7	r
65-85-0	Benzoic Acid	23	U	9.4	23	r
120-83-2	2,4-Dichlorophenol	0.94	U	0.94	0.94	r
120-82-1	1,2,4-Trichlorobenzene	4.7	U	1.4	4.7	r
91-20-3	Naphthalene	4.7	U	1.4	4.7	r
106-47-8	4-Chloroaniline	3.3	U	2.2	3.3	r
59-50-7	4-Chloro-3-methylphenol	0.94	U	0.94	0.94	r
91-57-6	2-Methylnaphthalene	4.7	U	1.4	4.7	r
77-47-4	Hexachlorocyclopentadiene	4.7	U	1.4	4.7	r
88-06-2	2,4,6-Trichlorophenol	0.94	U	0.94	0.94	r
95-95-4	2,4,5-Trichlorophenol	0.94	U	0.94	0.94	r
91-58-7	2-Chloronaphthalene	4.7	U	1.3	4.7	r
100-01-6	4-Nitroaniline	4.7	U	1.6	4.7	r
131-11-3	Dimethylphthalate	4.7	U	1.5	4.7	r
606-20-2	2,6-Dinitrotoluene	4.7	U	1.5	4.7	r
99-09-2	3-Nitroaniline	4.7	U	1.9	4.7	r
83-32-9	Acenaphthene	4.7	U	1.4	4.7	r
51-28-5	2,4-Dinitrophenol	0.94	U	0.94	0.94	r
132-64-9	Dibenzofuran	4.7	U	1.4	4.7	r
121-14-2	2,4-Dinitrotoluene	4.7	U	1.8	4.7	r

FORM I SV

r=Result Reported U=Not Detected D=Reported Dilution E/J=Estimated Value X=Not Used S=Lab Solvent

CLIENT ID

SEMIVOLATILE ORGANICS ANALYSIS DATA SHEET (FULL SCAN)

BB-2

Client: NETC Lab: Phoenix Env. Labs

SDG No.: GBY76292 Lab Sample ID: BY76293

Sample wt/vol: 1065 (g/mL) mL Lab File ID: 0802_15.D

Concentrated Extract Volume: 1000 (uL) Date Received: 08/01/17

% Moisture: n.a. Date Extracted: 08/01/17

Instrument: CHEM06 Inj. Vol. 1.0 (uL) Date Analyzed: 08/02/17

Purge Volume N pH: Dilution Factor: 1

Matrix: (soil/water) Water CONCENTRATION UNITS:(ug/L or ug/Kg) ug/L

CAS NO.	COMPOUND	CONC.	Q	MDL	PQL	R
100-02-7	4-Nitrophenol	0.94	U	0.94	0.94	r
84-66-2	Diethyl phthalate	4.7	U	1.5	4.7	r
86-73-7	Fluorene	4.7	U	1.5	4.7	r
7005-72-3	4-Chlorophenyl phenyl ether	4.7	U	1.6	4.7	r
88-74-4	2-Nitroaniline	4.7	U	1.9	4.7	r
534-52-1	4,6-Dinitro-2-methylphenol	0.94	U	0.94	0.94	r
86-30-6	N-Nitrosodiphenylamine	4.7	U	1.8	4.7	r
122-66-7	Azobenzene	4.7	U	1.5	4.7	r
101-55-3	4-Bromophenyl phenyl ether	4.7	U	1.4	4.7	r
120-12-7	Anthracene	4.7	U	1.5	4.7	r
86-74-8	Carbazole	4.7	U	3.6	4.7	r
84-74-2	Di-n-butylphthalate	4.7	U	1.2	4.7	r
206-44-0	Fluoranthene	4.7	U	1.5	4.7	r
92-87-5	Benzidine	4.2	U	2.8	4.2	r
129-00-0	Pyrene	4.7	U	1.6	4.7	r
85-68-7	Benzyl butyl phthalate	4.7	U	1.2	4.7	r
117-84-0	Di-n-octylphthalate	4.7	U	1.2	4.7	r
91-94-1	3,3'-dichlorobenzidine	4.7	U	2.2	4.7	r

FORM I SV

r=Result Reported U=Not Detected D=Reported Dilution E/J=Estimated Value X=Not Used S=Lab Solvent

Quantitation Report (QT Reviewed)

Data Path : H:\SV2017\CHEM06\08AUG\02\
Data File : 0802_15.D
Acq On : 2 Aug 2017 11:04 pm
Operator :
Client ID : BB-2
Lab ID : BY76293
ALS Vial : 13 Sample Multiplier: 1

Quant Time: Aug 03 10:03:27 2017
Quant Method : H:\SV2017\CHEM06\METHODS\SPLIT_0724.M
Quant Title : Semivolatiles by GC/MS - EPA Method 625/8270
QLast Update : Wed Aug 02 11:50:42 2017
Response via : Initial Calibration

Compound	R.T.	QIon	Response	Conc	Units	Dev(Min)
Internal Standards						
1) 1,4-Dichlorobenzene-d4	3.142	152	247400	40.000	ng	0.00
23) Naphthalene-d8	4.147	136	938302	40.000	ng	0.00
41) Acenaphthene-d10	5.651	164	523461	40.000	ng	0.00
65) Phenanthrene-d10	6.920	188	907109	40.000	ng	0.00
81) Chrysene-d12	9.482	240	977861	40.000	ng	-0.01
88) Perylene-d12	12.043	264	1116237	40.000	ng	-0.02
System Monitoring Compounds						
5) % 2-Fluorophenol	2.308	112	22906	2.921	ng	0.00
Spiked Amount 7.500	Range 30 - 130		Recovery = 38.93%			
6) % Phenol-d5	2.913	99	20666	2.184	ng	0.00
Spiked Amount 7.500	Range 30 - 130		Recovery = 29.07%#			
21) % Nitrobenzene-d5	3.588	82	28637	3.530	ng	0.00
Spiked Amount 5.000	Range 30 - 130		Recovery = 70.60%			
44) % 2-Fluorobiphenyl	5.069	172	67106	3.690	ng	0.00
Spiked Amount 5.000	Range 30 - 130		Recovery = 73.80%			
66) % 2,4,6-Tribromophenol	6.338	62	8390	6.678	ng	0.00
Spiked Amount 7.500	Range 30 - 130		Recovery = 89.07%			
80) % Terphenyl-d14	8.318	244	97135	4.542	ng	-0.01
Spiked Amount 5.000			Recovery = 90.80%			
Target Compounds						Qvalue

(#)out of range (m)manual integration reviewed by analyst (+)signals summed

Quantitation Report (QT Reviewed)

Data Path : H:\SV2017\CHEM06\08AUG\02\
Data File : 0802_15.D
Acq On : 2 Aug 2017 11:04 pm
Operator :
Client ID : BB-2
Lab ID : BY76293
ALS Vial : 13 Sample Multiplier: 1

Quant Time: Aug 03 10:03:27 2017
Quant Method : H:\SV2017\CHEM06\METHODS\SPLIT_0724.M
Quant Title : Semivolatiles by GC/MS - EPA Method 625/8270
QLast Update : Wed Aug 02 11:50:42 2017
Response via : Initial Calibration



CLIENT ID

SEMIVOLATILE ORGANICS ANALYSIS DATA SHEET (SIM SCAN)

BB-2 DUP

Client: NETC Lab: Phoenix Env. Labs

SDG No.: GBY76292 Lab Sample ID: BY76294

Sample wt/vol: 1065 (g/mL) mL Lab File ID: 0802_14.D

Concentrated Extract Volume: 1000 (uL) Date Received: 08/01/17

% Moisture: n.a. Date Extracted: 08/01/17

Instrument: CHEM07 Inj. Vol. 1.0 (uL) Date Analyzed: 08/02/17

Purge Volume N pH: Dilution Factor: 1

Matrix: (soil/water) Water CONCENTRATION UNITS:(ug/L or ug/Kg) ug/L

CAS NO.	COMPOUND	CONC.	Q	MDL	PQL	R
62-75-9	N-nitrosodimethylamine	0.09	U	0.09	0.09	r
67-72-1	Hexachloroethane	0.47	U	0.47	0.47	r
98-95-3	Nitrobenzene	0.09	U	0.09	0.09	r
87-68-3	Hexachlorobutadiene	0.38	U	0.38	0.38	r
95-94-3	1,2,4,5-Tetrachlorobenzene	0.47	U	0.47	0.47	r
208-96-8	Acenaphthylene	0.09	U	0.09	0.09	r
118-74-1	Hexachlorobenzene	0.02	U	0.02	0.02	r
87-86-5	Pentachlorophenol	0.09	U	0.09	0.09	r
82-68-8	Pentachloronitrobenzene	0.09	U	0.09	0.09	r
85-01-8	Phenanthrene	0.09	U	0.09	0.09	r
117-81-7	Bis(2-ethylhexyl)phthalate	0.94	U	0.94	0.94	r
56-55-3	Benz(a)anthracene	0.02	U	0.02	0.02	r
218-01-9	Chrysene	0.02	U	0.02	0.02	r
205-99-2	Benzo(b)fluoranthene	0.02	U	0.02	0.02	r
207-08-9	Benzo(k)fluoranthene	0.02	U	0.02	0.02	r
50-32-8	Benzo(a)pyrene	0.02	U	0.02	0.02	r
193-39-5	Indeno(1,2,3-cd)pyrene	0.02	U	0.02	0.02	r
53-70-3	Dibenz(a,h)anthracene	0.02	U	0.02	0.02	r
191-24-2	Benzo(ghi)perylene	0.02	U	0.02	0.02	r

FORM I SV

r=Result Reported U=Not Detected D=Reported Dilution E/J=Estimated Value X=Not Used S=Lab Solvent

Quantitation Report (QT Reviewed)

Data Path : H:\SV2017\CHEM07\08AUG\02\
Data File : 0802_14.D
Acq On : 2 Aug 2017 1:57 pm
Operator :
Client ID : BB-2 DUP
Lab ID : BY76294
ALS Vial : 10 Sample Multiplier: 1

Quant Time: Aug 02 14:25:41 2017
Quant Method : H:\SV2017\CHEM07\METHODS\SIM_0725.M
Quant Title : Semivolatiles by GC/MS - EPA Method 625/8270
QLast Update : Tue Aug 01 09:46:08 2017
Response via : Initial Calibration

Compound	R.T.	QIon	Response	Conc	Units	Dev(Min)
Internal Standards						
1) 1,4-Dichlorobenzene-d4	6.364	150	447119	4.000	ng	0.00
12) Naphthalene-d8	8.434	136	1163959	4.000	ng	-0.01
23) Acenaphthene-d10	11.368	164	586248	4.000	ng	0.00
36) Phenanthrene-d10	13.743	188	854571	4.000	ng	0.00
48) Chrysene-d12	18.025	240	655688	4.000	ng	-0.01
52) Perylene-d12	20.032	264	719694	4.000	ng	0.00
System Monitoring Compounds						
4) % 2-Fluorophenol	4.636	112	266155	3.736	ng	0.00
Spiked Amount 7.500			Recovery =	49.87%		
5) % Phenol-d5	5.880	99	235017	2.556	ng	0.00
Spiked Amount 7.500			Recovery =	34.13%		
11) % Nitrobenzene-d5	7.303	82	385564	4.282	ng	0.00
Spiked Amount 5.000			Recovery =	85.60%		
26) % 2-Fluorobiphenyl	10.274	172	758679	3.628	ng	0.00
Spiked Amount 5.000			Recovery =	72.60%		
37) % 2,4,6-Tribromophenol	12.666	330	108459	5.716	ng	0.00
Spiked Amount 7.500			Recovery =	76.27%		
47) % Terphenyl-d14	16.356	244	680608	4.678	ng	0.00
Spiked Amount 5.000			Recovery =	93.60%		
Target Compounds						Qvalue
50) Benz(a)anthracene	17.999	228	3716	0.017	ng	# 84
51) Chrysene	18.067	228	3508m	0.017	ng	

(#)out of range (m)manual integration reviewed by analyst (+)signals summed

Quantitation Report (QT Reviewed)

Data Path : H:\SV2017\CHEM07\08AUG\02\
Data File : 0802_14.D
Acq On : 2 Aug 2017 1:57 pm
Operator :
Client ID : BB-2 DUP
Lab ID : BY76294
ALS Vial : 10 Sample Multiplier: 1

Quant Time: Aug 02 14:25:41 2017
Quant Method : H:\SV2017\CHEM07\METHODS\SIM_0725.M
Quant Title : Semivolatiles by GC/MS - EPA Method 625/8270
QLast Update : Tue Aug 01 09:46:08 2017
Response via : Initial Calibration



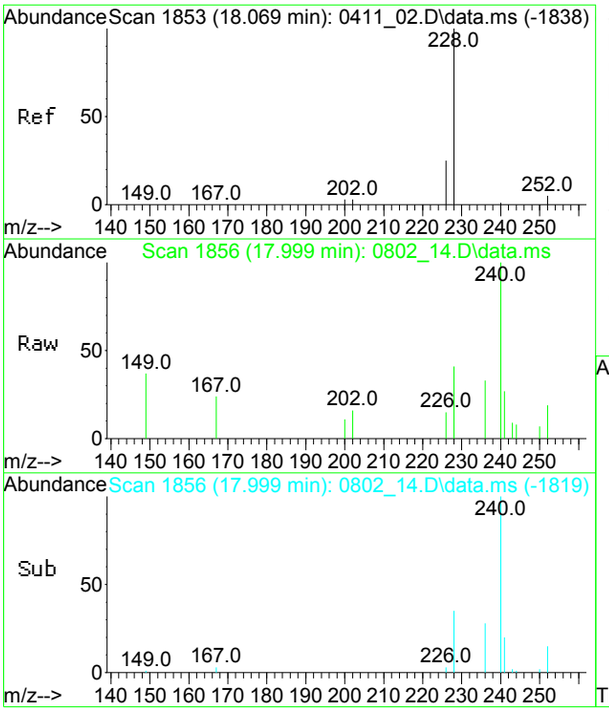

#50
Benz(a)anthracene
Concen: Below Cal
RT: 17.999 min Scan# 1856
Delta R.T. -0.005 min
Lab File: 0802_14.D
Acq: 2 Aug 2017 1:57 pm

Tgt Ion:228 Resp: 3716

Ion	Ratio	Lower	Upper
228	100		
226	34.2	18.3	33.9#

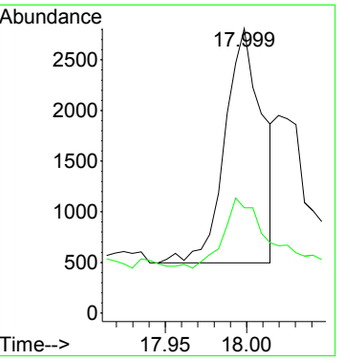

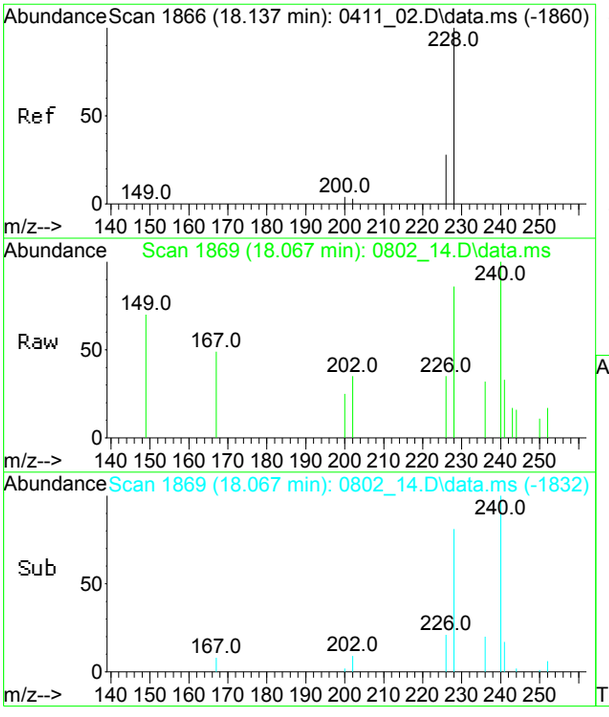

#51
Chrysene
Concen: Below Cal m
RT: 18.067 min Scan# 1869
Delta R.T. -0.005 min
Lab File: 0802_14.D
Acq: 2 Aug 2017 1:57 pm

Tgt Ion:228 Resp: 3508

Ion	Ratio	Lower	Upper
228	100		
226	36.3	19.7	36.7

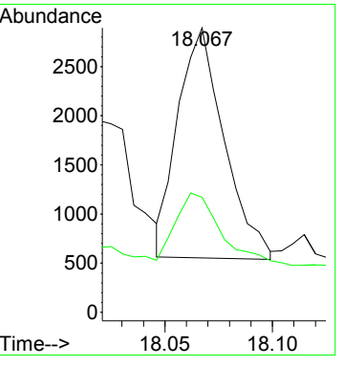

CLIENT ID

SEMIVOLATILE ORGANICS ANALYSIS DATA SHEET (FULL SCAN)

BB-2 DUP

Client: NETC Lab: Phoenix Env. Labs

SDG No.: GBY76292 Lab Sample ID: BY76294

Sample wt/vol: 1065 (g/mL) mL Lab File ID: 0803_17.D

Concentrated Extract Volume: 1000 (uL) Date Received: 08/01/17

% Moisture: n.a. Date Extracted: 08/01/17

Instrument: CHEM25 Inj. Vol. 1.0 (uL) Date Analyzed: 08/03/17

Purge Volume N pH: Dilution Factor: 1

Matrix: (soil/water) Water CONCENTRATION UNITS:(ug/L or ug/Kg) ug/L

CAS NO.	COMPOUND	CONC.	Q	MDL	PQL	R
110-86-1	Pyridine	9.4	U	1.2	9.4	r
108-95-2	Phenol	0.94	U	0.94	0.94	r
111-44-4	Bis(2-chloroethyl)ether	0.94	U	0.94	0.94	r
62-53-3	Aniline	3.3	U	4.7	3.3	r
95-57-8	2-Chlorophenol	0.94	U	0.94	0.94	r
541-73-1	1,3-Dichlorobenzene	0.94	U	0.94	0.94	r
106-46-7	1,4-Dichlorobenzene	0.94	U	0.94	0.94	r
95-50-1	1,2-Dichlorobenzene	0.94	U	0.94	0.94	r
95-48-7	2-Methylphenol (o-cresol)	0.94	U	0.94	0.94	r
39638-32-9	Bis(2-chloroisopropyl)ether	4.7	U	1.3	4.7	r
621-64-7	N-Nitrosodi-n-propylamine	4.7	U	1.5	4.7	r
HNX - M&P CRESOL	3&4-Methylphenol (m&p-cresol)	0.94	U	0.94	0.94	r
98-86-2	Acetophenone	4.7	U	1.5	4.7	r
78-59-1	Isophorone	4.7	U	1.3	4.7	r
88-75-5	2-Nitrophenol	0.94	U	0.94	0.94	r
105-67-9	2,4-Dimethylphenol	0.94	U	0.94	0.94	r
111-91-1	Bis(2-chloroethoxy)methane	4.7	U	1.3	4.7	r
65-85-0	Benzoic Acid	23	U	9.4	23	r
120-83-2	2,4-Dichlorophenol	0.94	U	0.94	0.94	r
120-82-1	1,2,4-Trichlorobenzene	4.7	U	1.4	4.7	r
91-20-3	Naphthalene	4.7	U	1.4	4.7	r
106-47-8	4-Chloroaniline	3.3	U	2.2	3.3	r
59-50-7	4-Chloro-3-methylphenol	0.94	U	0.94	0.94	r
91-57-6	2-Methylnaphthalene	4.7	U	1.4	4.7	r
77-47-4	Hexachlorocyclopentadiene	4.7	U	1.4	4.7	r
88-06-2	2,4,6-Trichlorophenol	0.94	U	0.94	0.94	r
95-95-4	2,4,5-Trichlorophenol	0.94	U	0.94	0.94	r
91-58-7	2-Chloronaphthalene	4.7	U	1.3	4.7	r
100-01-6	4-Nitroaniline	4.7	U	1.6	4.7	r
131-11-3	Dimethylphthalate	4.7	U	1.5	4.7	r
606-20-2	2,6-Dinitrotoluene	4.7	U	1.5	4.7	r
99-09-2	3-Nitroaniline	4.7	U	1.9	4.7	r
83-32-9	Acenaphthene	4.7	U	1.4	4.7	r
51-28-5	2,4-Dinitrophenol	0.94	U	0.94	0.94	r
132-64-9	Dibenzofuran	4.7	U	1.4	4.7	r
121-14-2	2,4-Dinitrotoluene	4.7	U	1.8	4.7	r

FORM I SV

r=Result Reported U=Not Detected D=Reported Dilution E/J=Estimated Value X=Not Used S=Lab Solvent

CLIENT ID

SEMIVOLATILE ORGANICS ANALYSIS DATA SHEET (FULL SCAN)

BB-2 DUP

Client: NETC Lab: Phoenix Env. Labs

SDG No.: GBY76292 Lab Sample ID: BY76294

Sample wt/vol: 1065 (g/mL) mL Lab File ID: 0803_17.D

Concentrated Extract Volume: 1000 (uL) Date Received: 08/01/17

% Moisture: n.a. Date Extracted: 08/01/17

Instrument: CHEM25 Inj. Vol. 1.0 (uL) Date Analyzed: 08/03/17

Purge Volume N pH: Dilution Factor: 1

Matrix: (soil/water) Water CONCENTRATION UNITS:(ug/L or ug/Kg) ug/L

CAS NO.	COMPOUND	CONC.	Q	MDL	PQL	R
100-02-7	4-Nitrophenol	0.94	U	0.94	0.94	r
84-66-2	Diethyl phthalate	4.7	U	1.5	4.7	r
86-73-7	Fluorene	4.7	U	1.5	4.7	r
7005-72-3	4-Chlorophenyl phenyl ether	4.7	U	1.6	4.7	r
88-74-4	2-Nitroaniline	4.7	U	1.9	4.7	r
534-52-1	4,6-Dinitro-2-methylphenol	0.94	U	0.94	0.94	r
86-30-6	N-Nitrosodiphenylamine	4.7	U	1.8	4.7	r
122-66-7	Azobenzene	4.7	U	1.5	4.7	r
101-55-3	4-Bromophenyl phenyl ether	4.7	U	1.4	4.7	r
120-12-7	Anthracene	4.7	U	1.5	4.7	r
86-74-8	Carbazole	4.7	U	3.6	4.7	r
84-74-2	Di-n-butylphthalate	4.7	U	1.2	4.7	r
206-44-0	Fluoranthene	4.7	U	1.5	4.7	r
92-87-5	Benzidine	4.2	U	2.8	4.2	r
129-00-0	Pyrene	4.7	U	1.6	4.7	r
85-68-7	Benzyl butyl phthalate	4.7	U	1.2	4.7	r
117-84-0	Di-n-octylphthalate	4.7	U	1.2	4.7	r
91-94-1	3,3'-dichlorobenzidine	4.7	U	2.2	4.7	r

FORM I SV

r=Result Reported U=Not Detected D=Reported Dilution E/J=Estimated Value X=Not Used S=Lab Solvent

Quantitation Report (QT Reviewed)

Data Path : H:\SV2017\CHEM25\08AUG\03\
Data File : 0803_17.D
Acq On : 3 Aug 2017 2:25 pm
Operator :
Client ID : BB-2 DUP
Lab ID : BY76294
ALS Vial : 23 Sample Multiplier: 1

Quant Time: Aug 04 10:52:52 2017
Quant Method : H:\SV2017\CHEM25\METHODS\SPLIT_0720.M
Quant Title : Semivolatiles by GC/MS - EPA Method 625/8270
QLast Update : Thu Aug 03 10:36:58 2017
Response via : Initial Calibration

Compound	R.T.	QIon	Response	Conc	Units	Dev(Min)
Internal Standards						
1) 1,4-Dichlorobenzene-d4	3.045	152	479097	40.000	ng	0.00
23) Naphthalene-d8	4.044	136	1635536	40.000	ng	0.00
41) Acenaphthene-d10	5.551	164	977198	40.000	ng	0.00
65) Phenanthrene-d10	6.822	188	1738336	40.000	ng	0.00
81) Chrysene-d12	9.419	240	1859055	40.000	ng	0.02
88) Perylene-d12	11.913	264	2090608	40.000	ng	0.02
System Monitoring Compounds						
5) % 2-Fluorophenol	2.212	112	50211	3.111	ng	0.00
Spiked Amount 7.500	Range 30 - 130		Recovery = 41.47%			
6) % Phenol-d5	2.821	99	38180	2.079	ng	0.00
Spiked Amount 7.500	Range 30 - 130		Recovery = 27.73%#			
21) % Nitrobenzene-d5	3.489	82	45841	3.617	ng	0.00
Spiked Amount 5.000	Range 30 - 130		Recovery = 72.40%			
44) % 2-Fluorobiphenyl	4.974	172	155527	4.395	ng	0.00
Spiked Amount 5.000	Range 30 - 130		Recovery = 87.80%			
66) % 2,4,6-Tribromophenol	6.240	62	10621	7.337	ng	0.00
Spiked Amount 7.500	Range 30 - 130		Recovery = 97.87%			
80) % Terphenyl-d14	8.275	244	221311	5.121	ng	0.01
Spiked Amount 5.000			Recovery = 102.40%			
Target Compounds						Qvalue

(#)out of range (m)manual integration reviewed by analyst (+)signals summed

Quantitation Report (QT Reviewed)

Data Path : H:\SV2017\CHEM25\08AUG\03\
Data File : 0803_17.D
Acq On : 3 Aug 2017 2:25 pm
Operator :
Client ID : BB-2 DUP
Lab ID : BY76294
ALS Vial : 23 Sample Multiplier: 1

Quant Time: Aug 04 10:52:52 2017
Quant Method : H:\SV2017\CHEM25\METHODS\SPLIT_0720.M
Quant Title : Semivolatiles by GC/MS - EPA Method 625/8270
QLast Update : Thu Aug 03 10:36:58 2017
Response via : Initial Calibration



CLIENT ID

SEMIVOLATILE ORGANICS ANALYSIS DATA SHEET (SIM SCAN)

MW-6

Client: NETC Lab: Phoenix Env. Labs

SDG No.: GBY76292 Lab Sample ID: BY76295

Sample wt/vol: 890.0 (g/mL) mL Lab File ID: 0802_15.D

Concentrated Extract Volume: 1000 (uL) Date Received: 08/01/17

% Moisture: n.a. Date Extracted: 08/01/17

Instrument: CHEM07 Inj. Vol. 1.0 (uL) Date Analyzed: 08/02/17

Purge Volume N pH: Dilution Factor: 1

Matrix: (soil/water) Water CONCENTRATION UNITS:(ug/L or ug/Kg) ug/L

CAS NO.	COMPOUND	CONC.	Q	MDL	PQL	R
62-75-9	N-nitrosodimethylamine	0.11	U	0.11	0.11	r
67-72-1	Hexachloroethane	0.56	U	0.56	0.56	r
98-95-3	Nitrobenzene	0.11	U	0.11	0.11	r
87-68-3	Hexachlorobutadiene	0.45	U	0.45	0.45	r
95-94-3	1,2,4,5-Tetrachlorobenzene	0.56	U	0.56	0.56	r
208-96-8	Acenaphthylene	0.11	U	0.11	0.11	r
118-74-1	Hexachlorobenzene	0.02	U	0.02	0.02	r
87-86-5	Pentachlorophenol	0.11	U	0.11	0.11	r
82-68-8	Pentachloronitrobenzene	0.11	U	0.11	0.11	r
85-01-8	Phenanthrene	0.13		0.11	0.11	r
117-81-7	Bis(2-ethylhexyl)phthalate	1.1	U	1.1	1.1	r
56-55-3	Benz(a)anthracene	0.18		0.02	0.02	r
218-01-9	Chrysene	0.16		0.02	0.02	r
205-99-2	Benzo(b)fluoranthene	0.14		0.02	0.02	r
207-08-9	Benzo(k)fluoranthene	0.14		0.02	0.02	r
50-32-8	Benzo(a)pyrene	0.16		0.02	0.02	r
193-39-5	Indeno(1,2,3-cd)pyrene	0.09		0.02	0.02	r
53-70-3	Dibenz(a,h)anthracene	0.03		0.02	0.02	r
191-24-2	Benzo(ghi)perylene	0.10		0.02	0.02	r

FORM I SV

r=Result Reported U=Not Detected D=Reported Dilution E/J=Estimated Value X=Not Used S=Lab Solvent

Quantitation Report (QT Reviewed)

Data Path : H:\SV2017\CHEM07\08AUG\02\
Data File : 0802_15.D
Acq On : 2 Aug 2017 2:25 pm
Operator :
Client ID : MW-6
Lab ID : BY76295
ALS Vial : 11 Sample Multiplier: 1

Quant Time: Aug 03 09:35:08 2017
Quant Method : H:\SV2017\CHEM07\METHODS\SIM_0725.M
Quant Title : Semivolatiles by GC/MS - EPA Method 625/8270
QLast Update : Tue Aug 01 09:46:08 2017
Response via : Initial Calibration

Compound	R.T.	QIon	Response	Conc	Units	Dev(Min)
Internal Standards						
1) 1,4-Dichlorobenzene-d4	6.364	150	419255	4.000	ng	0.00
12) Naphthalene-d8	8.434	136	1097176	4.000	ng	-0.01
23) Acenaphthene-d10	11.368	164	560315	4.000	ng	0.00
36) Phenanthrene-d10	13.743	188	857396	4.000	ng	0.00
48) Chrysene-d12	18.030	240	729592	4.000	ng	0.00
52) Perylene-d12	20.032	264	823299	4.000	ng	0.00
System Monitoring Compounds						
4) % 2-Fluorophenol	4.636	112	313536m	4.693	ng	0.00
Spiked Amount 7.500			Recovery	= 62.53%		
5) % Phenol-d5	5.880	99	298837	3.466	ng	0.00
Spiked Amount 7.500			Recovery	= 46.27%		
11) % Nitrobenzene-d5	7.303	82	379276	4.492	ng	0.00
Spiked Amount 5.000			Recovery	= 89.80%		
26) % 2-Fluorobiphenyl	10.274	172	760293	3.804	ng	0.00
Spiked Amount 5.000			Recovery	= 76.00%		
37) % 2,4,6-Tribromophenol	12.666	330	108807	5.715	ng	0.00
Spiked Amount 7.500			Recovery	= 76.27%		
47) % Terphenyl-d14	16.356	244	731012	5.008	ng	0.00
Spiked Amount 5.000			Recovery	= 100.20%		
Target Compounds						Qvalue
42) Phenanthrene	13.780	178	32532	0.116	ng	99
50) Benz(a)anthracene	17.999	228	38894	0.164	ng	96
51) Chrysene	18.067	228	33690	0.146	ng	99
53) Benzo(b)fluoranthene	19.587	252	32938	0.126	ng	100
54) Benzo(k)fluoranthene	19.610	252	31273	0.128	ng	96
55) Benzo(a)pyrene	19.959	252	32242	0.145	ng	99
56) Indeno(1,2,3-cd)pyrene	21.309	276	20814	0.084	ng	98
57) Dibenz(a,h)anthracene	21.319	278	5845	0.028	ng	98
58) Benzo(ghi)perylene	21.655	276	19841	0.092	ng	97

(#)out of range (m)manual integration reviewed by analyst (+)signals summed

Quantitation Report (QT Reviewed)

Data Path : H:\SV2017\CHEM07\08AUG\02\
Data File : 0802_15.D
Acq On : 2 Aug 2017 2:25 pm
Operator :
Client ID : MW-6
Lab ID : BY76295
ALS Vial : 11 Sample Multiplier: 1

Quant Time: Aug 03 09:35:08 2017
Quant Method : H:\SV2017\CHEM07\METHODS\SIM_0725.M
Quant Title : Semivolatiles by GC/MS - EPA Method 625/8270
QLast Update : Tue Aug 01 09:46:08 2017
Response via : Initial Calibration



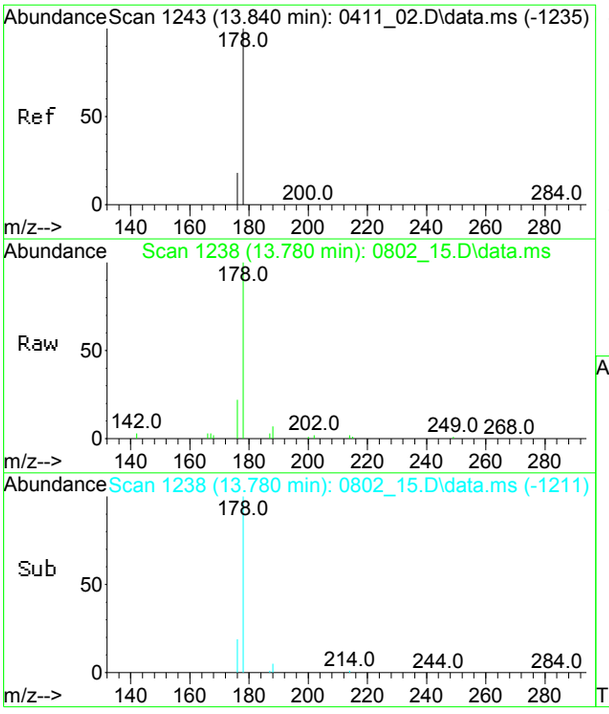

#42
Phenanthrene
Concen: 0.12 ng
RT: 13.780 min Scan# 1238
Delta R.T. 0.000 min
Lab File: 0802_15.D
Acq: 2 Aug 2017 2:25 pm

Tgt Ion:178 Resp: 32532

Ion	Ratio	Lower	Upper
178	100		
176	18.7	12.7	23.7

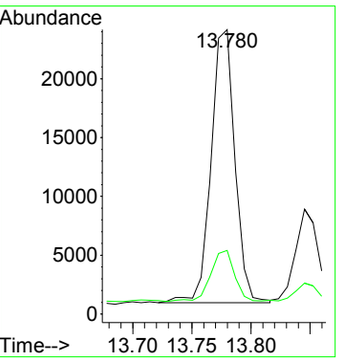

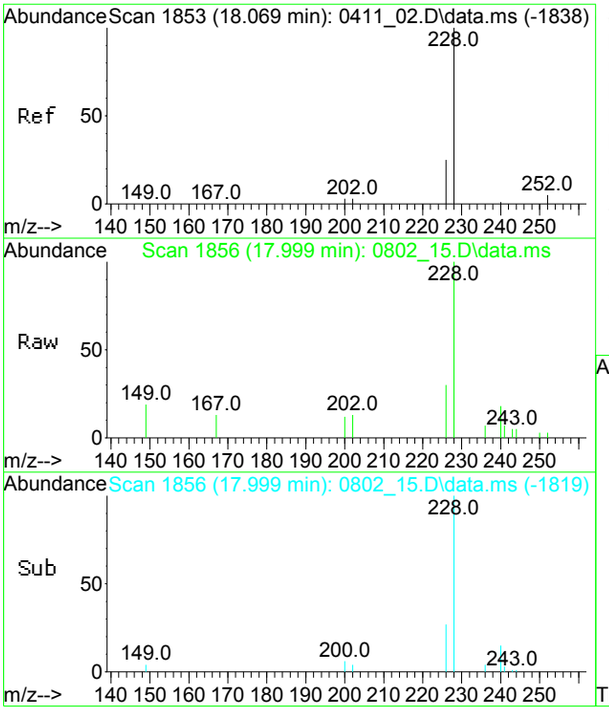

#50
Benz(a)anthracene
Concen: 0.16 ng
RT: 17.999 min Scan# 1856
Delta R.T. -0.005 min
Lab File: 0802_15.D
Acq: 2 Aug 2017 2:25 pm

Tgt Ion:228 Resp: 38894

Ion	Ratio	Lower	Upper
228	100		
226	28.0	18.3	33.9

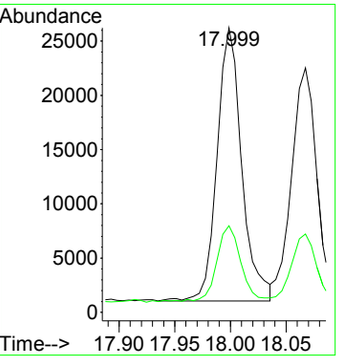

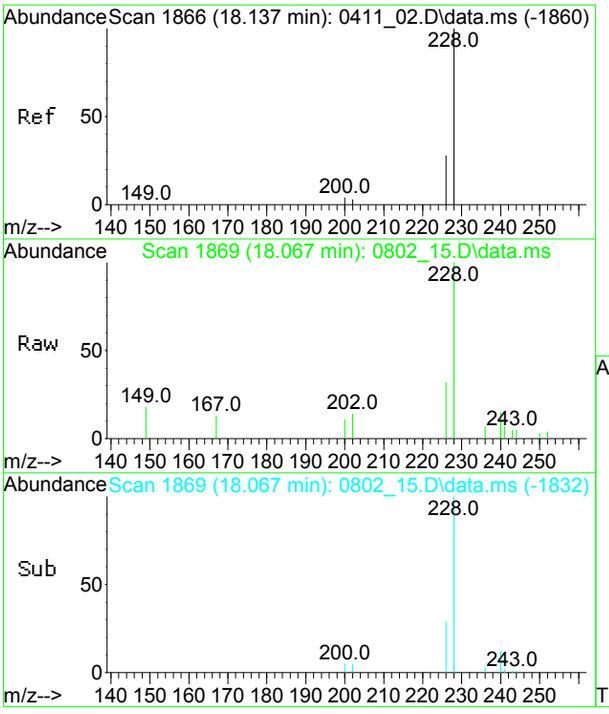

#51
Chrysene
Concen: 0.15 ng
RT: 18.067 min Scan# 1869
Delta R.T. -0.005 min
Lab File: 0802_15.D
Acq: 2 Aug 2017 2:25 pm

Tgt Ion:228 Resp: 33690

Ion	Ratio	Lower	Upper
228	100		
226	29.0	19.7	36.7

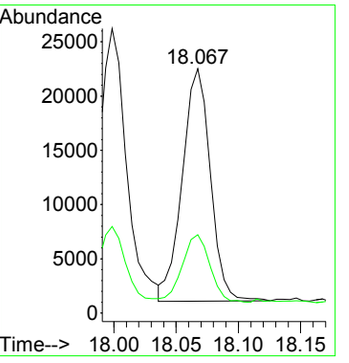

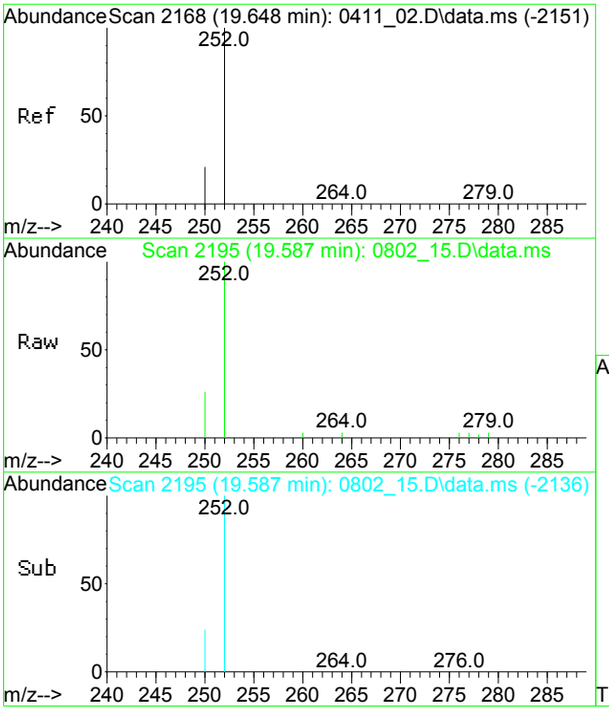

#53
Benzo(b)fluoranthene
Concen: 0.13 ng
RT: 19.587 min Scan# 2195
Delta R.T. -0.006 min
Lab File: 0802_15.D
Acq: 2 Aug 2017 2:25 pm

Tgt Ion:252 Resp: 32938

Ion	Ratio	Lower	Upper
252	100		
250	21.0	14.6	27.0

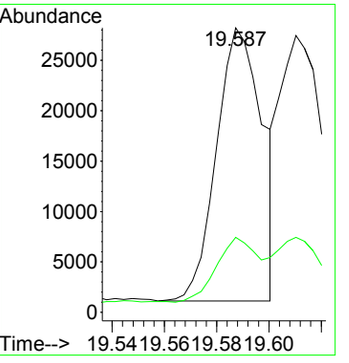

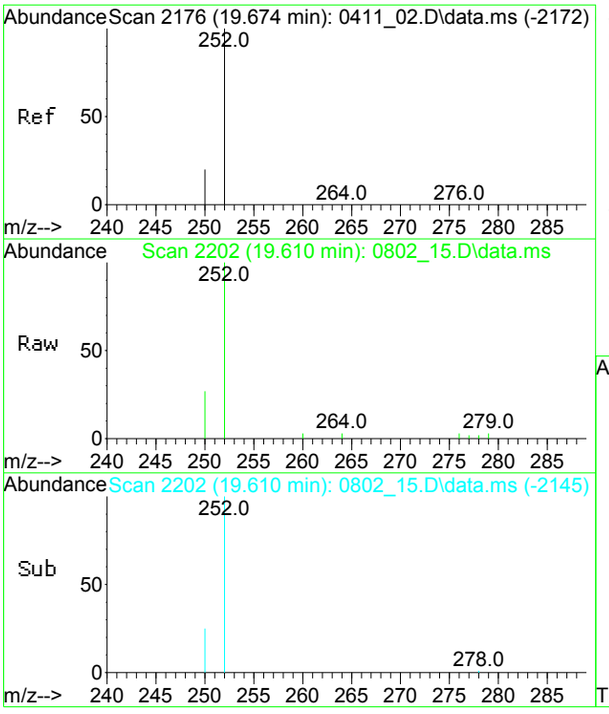

#54
Benzo(k)fluoranthene
Concen: 0.13 ng
RT: 19.610 min Scan# 2202
Delta R.T. -0.013 min
Lab File: 0802_15.D
Acq: 2 Aug 2017 2:25 pm

Tgt Ion:252 Resp: 31273

Ion	Ratio	Lower	Upper
252	100		
250	24.6	16.0	29.6

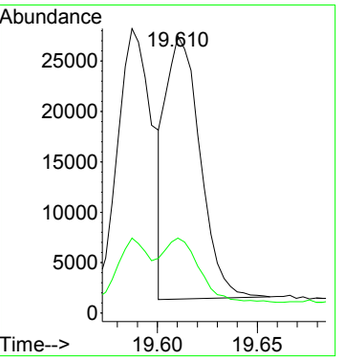

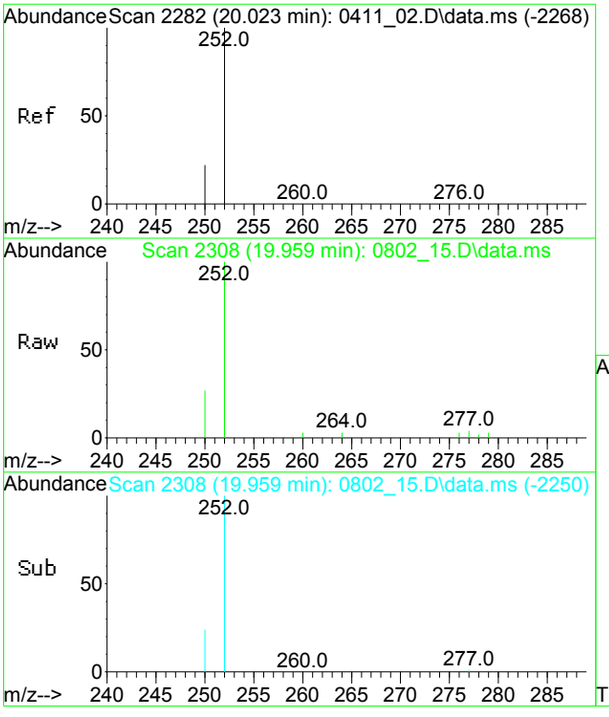

#55
Benzo(a)pyrene
Concen: 0.14 ng
RT: 19.959 min Scan# 2308
Delta R.T. -0.010 min
Lab File: 0802_15.D
Acq: 2 Aug 2017 2:25 pm

Tgt Ion:252 Resp: 32242

Ion	Ratio	Lower	Upper
252	100		
250	23.2	15.8	29.4

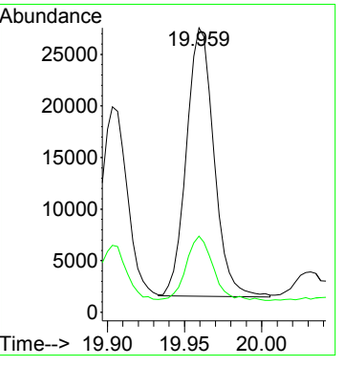

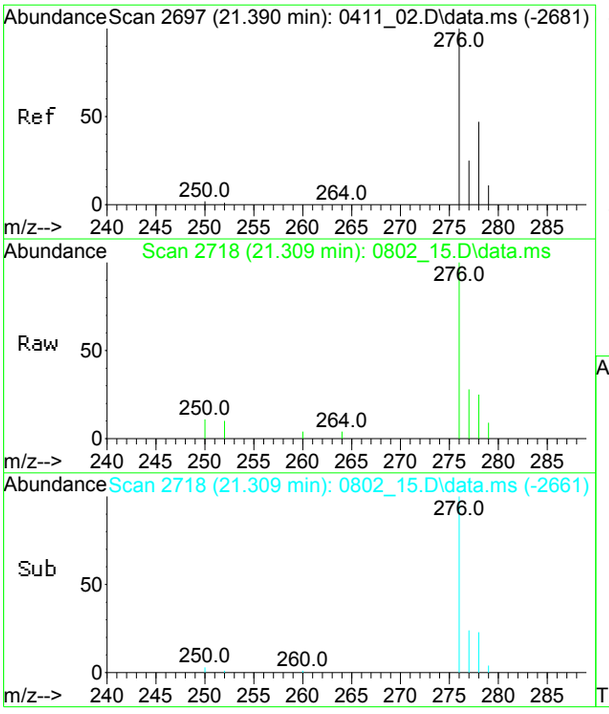

#56
Indeno(1,2,3-cd)pyrene
Concen: 0.08 ng
RT: 21.309 min Scan# 2718
Delta R.T. -0.013 min
Lab File: 0802_15.D
Acq: 2 Aug 2017 2:25 pm

Tgt Ion:276 Resp: 20814

Ion	Ratio	Lower	Upper
276	100		
277	27.4	18.4	34.2

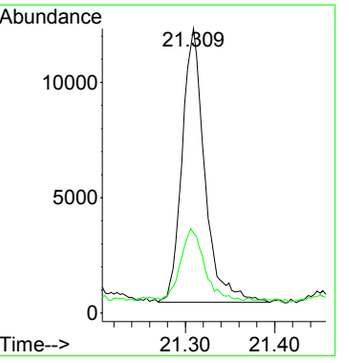

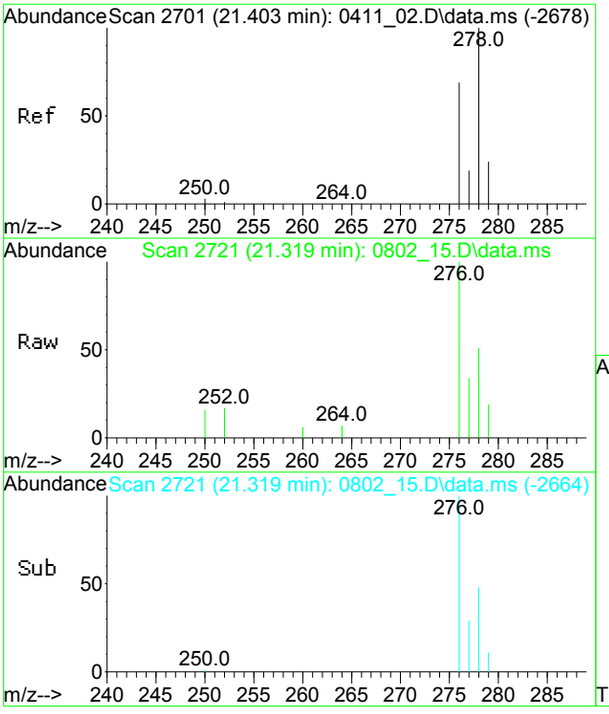

#57
Dibenz(a,h)anthracene
Concen: 0.03 ng
RT: 21.319 min Scan# 2721
Delta R.T. -0.013 min
Lab File: 0802_15.D
Acq: 2 Aug 2017 2:25 pm

Tgt Ion:278 Resp: 5845

Ion	Ratio	Lower	Upper
278	100		
279	22.4	16.4	30.4

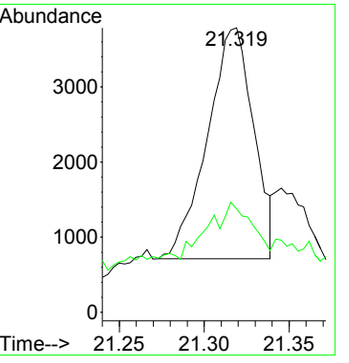

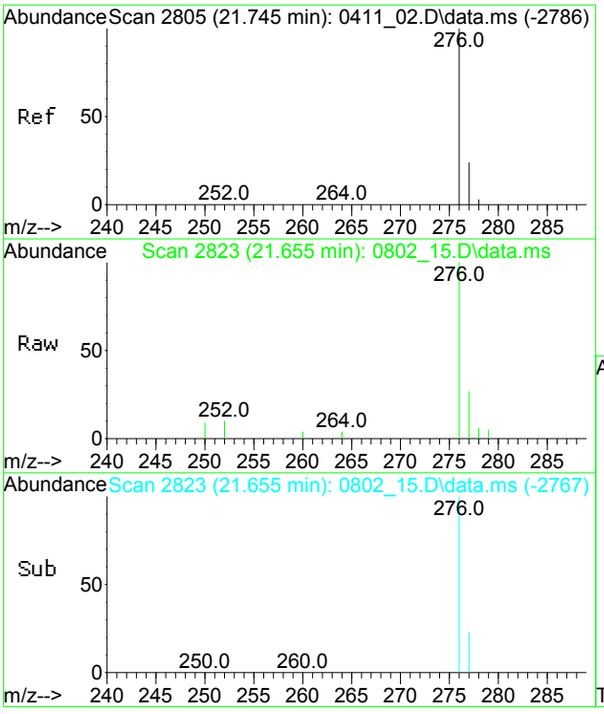

#58
Benzo(ghi)perylene
Concen: 0.09 ng
RT: 21.655 min Scan# 2823
Delta R.T. -0.016 min
Lab File: 0802_15.D
Acq: 2 Aug 2017 2:25 pm

Tgt Ion:276 Resp: 19841

Ion	Ratio	Lower	Upper
276	100		
277	22.0	16.6	30.8

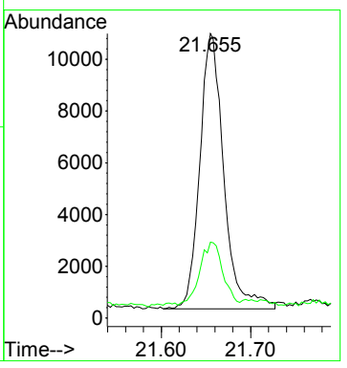

CLIENT ID

SEMIVOLATILE ORGANICS ANALYSIS DATA SHEET (FULL SCAN)

MW-6

Client: NETC Lab: Phoenix Env. Labs

SDG No.: GBY76292 Lab Sample ID: BY76295

Sample wt/vol: 890.0 (g/mL) mL Lab File ID: 0803_06.D

Concentrated Extract Volume: 1000 (uL) Date Received: 08/01/17

% Moisture: n.a. Date Extracted: 08/01/17

Instrument: CHEM25 Inj. Vol. 1.0 (uL) Date Analyzed: 08/03/17

Purge Volume N pH: Dilution Factor: 1

Matrix: (soil/water) Water CONCENTRATION UNITS:(ug/L or ug/Kg) ug/L

CAS NO.	COMPOUND	CONC.	Q	MDL	PQL	R
110-86-1	Pyridine	11	U	1.4	11	r
108-95-2	Phenol	1.1	U	1.1	1.1	r
111-44-4	Bis(2-chloroethyl)ether	1.1	U	1.1	1.1	r
62-53-3	Aniline	3.9	U	5.6	3.9	r
95-57-8	2-Chlorophenol	1.1	U	1.1	1.1	r
541-73-1	1,3-Dichlorobenzene	1.1	U	1.1	1.1	r
106-46-7	1,4-Dichlorobenzene	1.1	U	1.1	1.1	r
95-50-1	1,2-Dichlorobenzene	1.1	U	1.1	1.1	r
95-48-7	2-Methylphenol (o-cresol)	1.1	U	1.1	1.1	r
39638-32-9	Bis(2-chloroisopropyl)ether	5.6	U	1.6	5.6	r
621-64-7	N-Nitrosodi-n-propylamine	5.6	U	1.8	5.6	r
HNX - M&P CRESOL	3&4-Methylphenol (m&p-cresol)	1.1	U	1.1	1.1	r
98-86-2	Acetophenone	5.6	U	1.8	5.6	r
78-59-1	Isophorone	5.6	U	1.6	5.6	r
88-75-5	2-Nitrophenol	1.1	U	1.1	1.1	r
105-67-9	2,4-Dimethylphenol	1.1	U	1.1	1.1	r
111-91-1	Bis(2-chloroethoxy)methane	5.6	U	1.6	5.6	r
65-85-0	Benzoic Acid	28	U	11	28	r
120-83-2	2,4-Dichlorophenol	1.1	U	1.1	1.1	r
120-82-1	1,2,4-Trichlorobenzene	5.6	U	1.7	5.6	r
91-20-3	Naphthalene	5.6	U	1.6	5.6	r
106-47-8	4-Chloroaniline	3.9	U	2.6	3.9	r
59-50-7	4-Chloro-3-methylphenol	1.1	U	1.1	1.1	r
91-57-6	2-Methylnaphthalene	5.6	U	1.7	5.6	r
77-47-4	Hexachlorocyclopentadiene	5.6	U	1.7	5.6	r
88-06-2	2,4,6-Trichlorophenol	1.1	U	1.1	1.1	r
95-95-4	2,4,5-Trichlorophenol	1.1	U	1.1	1.1	r
91-58-7	2-Chloronaphthalene	5.6	U	1.6	5.6	r
100-01-6	4-Nitroaniline	5.6	U	1.9	5.6	r
131-11-3	Dimethylphthalate	5.6	U	1.7	5.6	r
606-20-2	2,6-Dinitrotoluene	5.6	U	1.8	5.6	r
99-09-2	3-Nitroaniline	5.6	U	2.2	5.6	r
83-32-9	Acenaphthene	5.6	U	1.7	5.6	r
51-28-5	2,4-Dinitrophenol	1.1	U	1.1	1.1	r
132-64-9	Dibenzofuran	5.6	U	1.6	5.6	r
121-14-2	2,4-Dinitrotoluene	5.6	U	2.2	5.6	r

FORM I SV

r=Result Reported U=Not Detected D=Reported Dilution E/J=Estimated Value X=Not Used S=Lab Solvent

CLIENT ID

SEMIVOLATILE ORGANICS ANALYSIS DATA SHEET (FULL SCAN)

MW-6

Client: NETC Lab: Phoenix Env. Labs

SDG No.: GBY76292 Lab Sample ID: BY76295

Sample wt/vol: 890.0 (g/mL) mL Lab File ID: 0803_06.D

Concentrated Extract Volume: 1000 (uL) Date Received: 08/01/17

% Moisture: n.a. Date Extracted: 08/01/17

Instrument: CHEM25 Inj. Vol. 1.0 (uL) Date Analyzed: 08/03/17

Purge Volume N pH: Dilution Factor: 1

Matrix: (soil/water) Water CONCENTRATION UNITS:(ug/L or ug/Kg) ug/L

CAS NO.	COMPOUND	CONC.	Q	MDL	PQL	R
100-02-7	4-Nitrophenol	1.1	U	1.1	1.1	r
84-66-2	Diethyl phthalate	5.6	U	1.8	5.6	r
86-73-7	Fluorene	5.6	U	1.9	5.6	r
7005-72-3	4-Chlorophenyl phenyl ether	5.6	U	1.9	5.6	r
88-74-4	2-Nitroaniline	5.6	U	2.2	5.6	r
534-52-1	4,6-Dinitro-2-methylphenol	1.1	U	1.1	1.1	r
86-30-6	N-Nitrosodiphenylamine	5.6	U	2.2	5.6	r
122-66-7	Azobenzene	5.6	U	1.8	5.6	r
101-55-3	4-Bromophenyl phenyl ether	5.6	U	1.7	5.6	r
120-12-7	Anthracene	5.6	U	1.8	5.6	r
86-74-8	Carbazole	5.6	U	4.3	5.6	r
84-74-2	Di-n-butylphthalate	5.6	U	1.5	5.6	r
206-44-0	Fluoranthene	5.6	U	1.8	5.6	r
92-87-5	Benzidine	5.1	U	3.3	5.1	r
129-00-0	Pyrene	5.6	U	1.9	5.6	r
85-68-7	Benzyl butyl phthalate	5.6	U	1.4	5.6	r
117-84-0	Di-n-octylphthalate	5.6	U	1.4	5.6	r
91-94-1	3,3'-dichlorobenzidine	5.6	U	2.7	5.6	r

FORM I SV

r=Result Reported U=Not Detected D=Reported Dilution E/J=Estimated Value X=Not Used S=Lab Solvent

Quantitation Report (QT/LSC Reviewed)

Data Path : H:\SV2017\CHEM25\08AUG\03\
Data File : 0803_06.D
Acq On : 3 Aug 2017 10:18 am
Operator :
Client ID : MW-6
Lab ID : BY76295
ALS Vial : 14 Sample Multiplier: 1

Quant Time: Aug 03 10:37:30 2017
Quant Method : H:\SV2017\CHEM25\METHODS\SPLIT_0720.M
Quant Title : Semivolatiles by GC/MS - EPA Method 625/8270
QLast Update : Thu Aug 03 10:36:58 2017
Response via : Initial Calibration

Compound	R.T.	QIon	Response	Conc	Units	Dev(Min)
Internal Standards						
1) 1,4-Dichlorobenzene-d4	3.040	152	310377	40.000	ng	0.00
23) Naphthalene-d8	4.044	136	992325	40.000	ng	0.00
41) Acenaphthene-d10	5.546	164	571735	40.000	ng	0.00
65) Phenanthrene-d10	6.817	188	977198	40.000	ng	0.00
81) Chrysene-d12	9.392	240	1027722	40.000	ng	0.00
88) Perylene-d12	11.871	264	1169937	40.000	ng	-0.02
System Monitoring Compounds						
5) % 2-Fluorophenol	2.212	112	37012	3.540	ng	0.00
Spiked Amount 7.500	Range 30 - 130		Recovery = 47.20%			
6) % Phenol-d5	2.816	99	30464	2.560	ng	0.00
Spiked Amount 7.500	Range 30 - 130		Recovery = 34.13%			
21) % Nitrobenzene-d5	3.489	82	26798	3.264	ng	0.00
Spiked Amount 5.000	Range 30 - 130		Recovery = 65.20%			
44) % 2-Fluorobiphenyl	4.969	172	86128	4.160	ng	0.00
Spiked Amount 5.000	Range 30 - 130		Recovery = 83.20%			
66) % 2,4,6-Tribromophenol	6.240	62	5522	6.785	ng	0.00
Spiked Amount 7.500	Range 30 - 130		Recovery = 90.53%			
80) % Terphenyl-d14	8.259	244	113112	4.656	ng	0.00
Spiked Amount 5.000			Recovery = 93.20%			
Target Compounds						Qvalue

(#)out of range (m)manual integration reviewed by analyst (+)signals summed

Quantitation Report (QT/LSC Reviewed)

Data Path : H:\SV2017\CHEM25\08AUG\03\
Data File : 0803_06.D
Acq On : 3 Aug 2017 10:18 am
Operator :
Client ID : MW-6
Lab ID : BY76295
ALS Vial : 14 Sample Multiplier: 1

Quant Time: Aug 03 10:37:30 2017
Quant Method : H:\SV2017\CHEM25\METHODS\SPLIT_0720.M
Quant Title : Semivolatiles by GC/MS - EPA Method 625/8270
QLast Update : Thu Aug 03 10:36:58 2017
Response via : Initial Calibration



CLIENT ID

SEMIVOLATILE ORGANICS ANALYSIS DATA SHEET (SIM SCAN)

NE-1

Client: NETC Lab: Phoenix Env. Labs

SDG No.: GBY76292 Lab Sample ID: BY76297

Sample wt/vol: 960.0 (g/mL) mL Lab File ID: 0802_16.D

Concentrated Extract Volume: 1000 (uL) Date Received: 08/01/17

% Moisture: n.a. Date Extracted: 08/01/17

Instrument: CHEM07 Inj. Vol. 1.0 (uL) Date Analyzed: 08/02/17

Purge Volume N pH: Dilution Factor: 1

Matrix: (soil/water) Water CONCENTRATION UNITS:(ug/L or ug/Kg) ug/L

CAS NO.	COMPOUND	CONC.	Q	MDL	PQL	R
62-75-9	N-nitrosodimethylamine	0.10	U	0.10	0.10	r
67-72-1	Hexachloroethane	0.52	U	0.52	0.52	r
98-95-3	Nitrobenzene	0.10	U	0.10	0.10	r
87-68-3	Hexachlorobutadiene	0.42	U	0.42	0.42	r
95-94-3	1,2,4,5-Tetrachlorobenzene	0.52	U	0.52	0.52	r
208-96-8	Acenaphthylene	0.10	U	0.10	0.10	r
118-74-1	Hexachlorobenzene	0.02	U	0.02	0.02	r
87-86-5	Pentachlorophenol	0.10	U	0.10	0.10	r
82-68-8	Pentachloronitrobenzene	0.10	U	0.10	0.10	r
85-01-8	Phenanthrene	0.10	U	0.10	0.10	r
117-81-7	Bis(2-ethylhexyl)phthalate	1.0	U	1.0	1.0	r
56-55-3	Benz(a)anthracene	0.02	U	0.02	0.02	r
218-01-9	Chrysene	0.02	U	0.02	0.02	r
205-99-2	Benzo(b)fluoranthene	0.02	U	0.02	0.02	r
207-08-9	Benzo(k)fluoranthene	0.02	U	0.02	0.02	r
50-32-8	Benzo(a)pyrene	0.02	U	0.02	0.02	r
193-39-5	Indeno(1,2,3-cd)pyrene	0.02	U	0.02	0.02	r
53-70-3	Dibenz(a,h)anthracene	0.02	U	0.02	0.02	r
191-24-2	Benzo(ghi)perylene	0.02	U	0.02	0.02	r

FORM I SV

r=Result Reported U=Not Detected D=Reported Dilution E/J=Estimated Value X=Not Used S=Lab Solvent

Quantitation Report (QT Reviewed)

Data Path : H:\SV2017\CHEM07\08AUG\02\
Data File : 0802_16.D
Acq On : 2 Aug 2017 2:52 pm
Operator :
Client ID : NE-1
Lab ID : BY76297
ALS Vial : 12 Sample Multiplier: 1

Quant Time: Aug 03 09:35:44 2017
Quant Method : H:\SV2017\CHEM07\METHODS\SIM_0725.M
Quant Title : Semivolatiles by GC/MS - EPA Method 625/8270
QLast Update : Tue Aug 01 09:46:08 2017
Response via : Initial Calibration

Compound	R.T.	QIon	Response	Conc	Units	Dev(Min)
Internal Standards						
1) 1,4-Dichlorobenzene-d4	6.364	150	462795	4.000	ng	0.00
12) Naphthalene-d8	8.434	136	1228771	4.000	ng	-0.01
23) Acenaphthene-d10	11.368	164	638544	4.000	ng	0.00
36) Phenanthrene-d10	13.743	188	964944	4.000	ng	0.00
48) Chrysene-d12	18.025	240	774263	4.000	ng	-0.01
52) Perylene-d12	20.025	264	836735	4.000	ng	-0.01
System Monitoring Compounds						
4) % 2-Fluorophenol	4.636	112	301639	4.091	ng	0.00
Spiked Amount 7.500			Recovery =	54.53%		
5) % Phenol-d5	5.880	99	286363	3.009	ng	0.00
Spiked Amount 7.500			Recovery =	40.13%		
11) % Nitrobenzene-d5	7.303	82	390087	4.186	ng	0.00
Spiked Amount 5.000			Recovery =	83.80%		
26) % 2-Fluorobiphenyl	10.274	172	768446	3.374	ng	0.00
Spiked Amount 5.000			Recovery =	67.40%		
37) % 2,4,6-Tribromophenol	12.666	330	110932	5.178	ng	0.00
Spiked Amount 7.500			Recovery =	69.07%		
47) % Terphenyl-d14	16.356	244	688718	4.192	ng	0.00
Spiked Amount 5.000			Recovery =	83.80%		
Target Compounds						Qvalue

(#)out of range (m)manual integration reviewed by analyst (+)signals summed

Quantitation Report (QT Reviewed)

Data Path : H:\SV2017\CHEM07\08AUG\02\
Data File : 0802_16.D
Acq On : 2 Aug 2017 2:52 pm
Operator :
Client ID : NE-1
Lab ID : BY76297
ALS Vial : 12 Sample Multiplier: 1

Quant Time: Aug 03 09:35:44 2017
Quant Method : H:\SV2017\CHEM07\METHODS\SIM_0725.M
Quant Title : Semivolatiles by GC/MS - EPA Method 625/8270
QLast Update : Tue Aug 01 09:46:08 2017
Response via : Initial Calibration

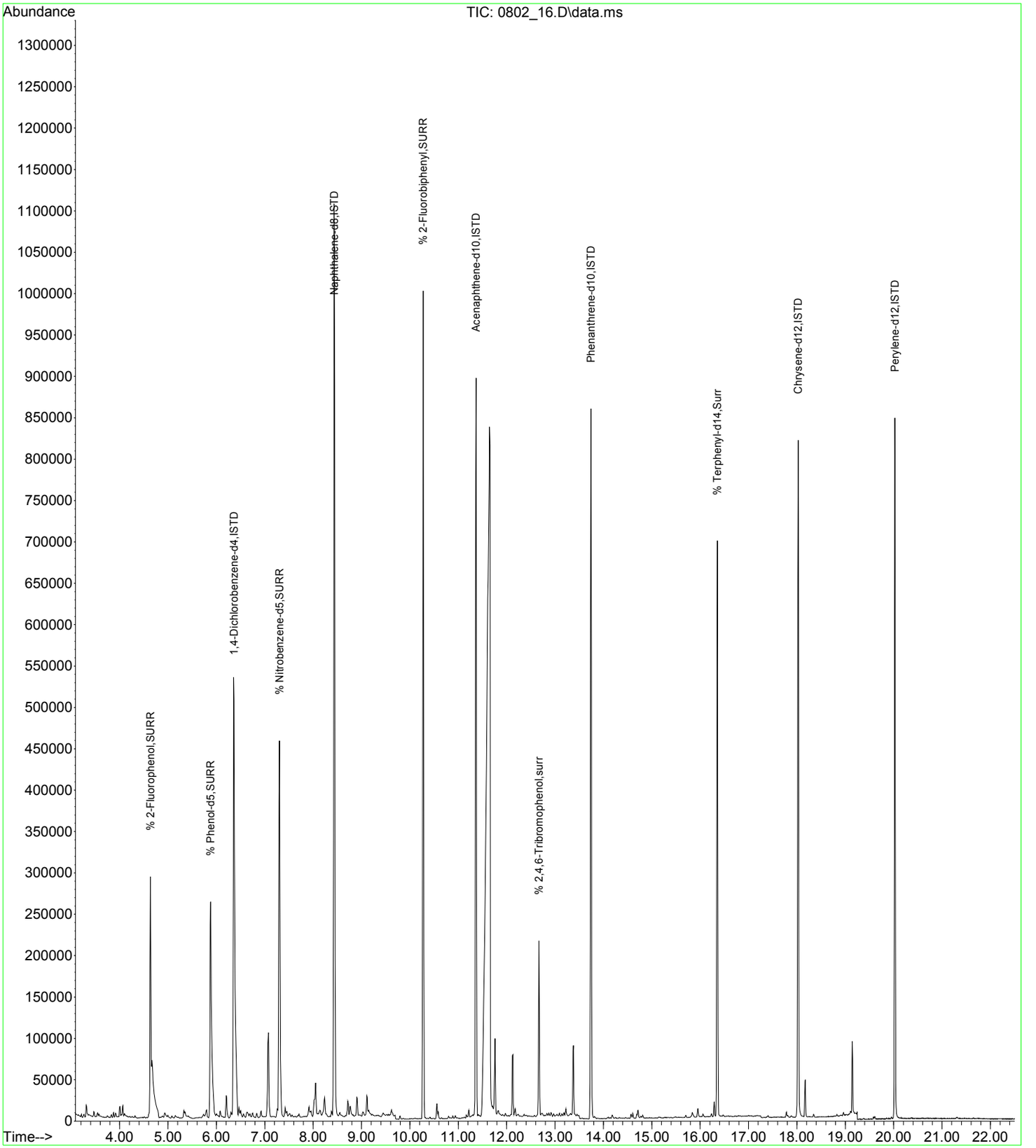

CLIENT ID

SEMIVOLATILE ORGANICS ANALYSIS DATA SHEET (FULL SCAN)

NE-1

Client: NETC Lab: Phoenix Env. Labs

SDG No.: GBY76292 Lab Sample ID: BY76297

Sample wt/vol: 960.0 (g/mL) mL Lab File ID: 0803_07.D

Concentrated Extract Volume: 1000 (uL) Date Received: 08/01/17

% Moisture: n.a. Date Extracted: 08/01/17

Instrument: CHEM25 Inj. Vol. 1.0 (uL) Date Analyzed: 08/03/17

Purge Volume N pH: Dilution Factor: 1

Matrix: (soil/water) Water CONCENTRATION UNITS:(ug/L or ug/Kg) ug/L

CAS NO.	COMPOUND	CONC.	Q	MDL	PQL	R
110-86-1	Pyridine	10	U	1.3	10	r
108-95-2	Phenol	1.0	U	1.0	1.0	r
111-44-4	Bis(2-chloroethyl)ether	1.0	U	1.0	1.0	r
62-53-3	Aniline	3.6	U	5.2	3.6	r
95-57-8	2-Chlorophenol	1.0	U	1.0	1.0	r
541-73-1	1,3-Dichlorobenzene	1.0	U	1.0	1.0	r
106-46-7	1,4-Dichlorobenzene	1.0	U	1.0	1.0	r
95-50-1	1,2-Dichlorobenzene	1.0	U	1.0	1.0	r
95-48-7	2-Methylphenol (o-cresol)	1.0	U	1.0	1.0	r
39638-32-9	Bis(2-chloroisopropyl)ether	5.2	U	1.4	5.2	r
621-64-7	N-Nitrosodi-n-propylamine	5.2	U	1.7	5.2	r
HNX - M&P CRESOL	3&4-Methylphenol (m&p-cresol)	1.0	U	1.0	1.0	r
98-86-2	Acetophenone	5.2	U	1.6	5.2	r
78-59-1	Isophorone	5.2	U	1.5	5.2	r
88-75-5	2-Nitrophenol	1.0	U	1.0	1.0	r
105-67-9	2,4-Dimethylphenol	1.0	U	1.0	1.0	r
111-91-1	Bis(2-chloroethoxy)methane	5.2	U	1.4	5.2	r
65-85-0	Benzoic Acid	26	U	10	26	r
120-83-2	2,4-Dichlorophenol	1.0	U	1.0	1.0	r
120-82-1	1,2,4-Trichlorobenzene	5.2	U	1.6	5.2	r
91-20-3	Naphthalene	5.2	U	1.5	5.2	r
106-47-8	4-Chloroaniline	3.6	U	2.4	3.6	r
59-50-7	4-Chloro-3-methylphenol	1.0	U	1.0	1.0	r
91-57-6	2-Methylnaphthalene	5.2	U	1.6	5.2	r
77-47-4	Hexachlorocyclopentadiene	5.2	U	1.6	5.2	r
88-06-2	2,4,6-Trichlorophenol	1.0	U	1.0	1.0	r
95-95-4	2,4,5-Trichlorophenol	1.0	U	1.0	1.0	r
91-58-7	2-Chloronaphthalene	5.2	U	1.5	5.2	r
100-01-6	4-Nitroaniline	5.2	U	1.7	5.2	r
131-11-3	Dimethylphthalate	5.2	U	1.6	5.2	r
606-20-2	2,6-Dinitrotoluene	5.2	U	1.6	5.2	r
99-09-2	3-Nitroaniline	5.2	U	2.1	5.2	r
83-32-9	Acenaphthene	5.2	U	1.6	5.2	r
51-28-5	2,4-Dinitrophenol	1.0	U	1.0	1.0	r
132-64-9	Dibenzofuran	5.2	U	1.5	5.2	r
121-14-2	2,4-Dinitrotoluene	5.2	U	2.1	5.2	r

FORM I SV

r=Result Reported U=Not Detected D=Reported Dilution E/J=Estimated Value X=Not Used S=Lab Solvent

CLIENT ID

SEMIVOLATILE ORGANICS ANALYSIS DATA SHEET (FULL SCAN)

NE-1

Client: NETC Lab: Phoenix Env. Labs

SDG No.: GBY76292 Lab Sample ID: BY76297

Sample wt/vol: 960.0 (g/mL) mL Lab File ID: 0803_07.D

Concentrated Extract Volume: 1000 (uL) Date Received: 08/01/17

% Moisture: n.a. Date Extracted: 08/01/17

Instrument: CHEM25 Inj. Vol. 1.0 (uL) Date Analyzed: 08/03/17

Purge Volume N pH: Dilution Factor: 1

Matrix: (soil/water) Water CONCENTRATION UNITS:(ug/L or ug/Kg) ug/L

CAS NO.	COMPOUND	CONC.	Q	MDL	PQL	R
100-02-7	4-Nitrophenol	1.0	U	1.0	1.0	r
84-66-2	Diethyl phthalate	5.2	U	1.6	5.2	r
86-73-7	Fluorene	5.2	U	1.7	5.2	r
7005-72-3	4-Chlorophenyl phenyl ether	5.2	U	1.8	5.2	r
88-74-4	2-Nitroaniline	5.2	U	2.1	5.2	r
534-52-1	4,6-Dinitro-2-methylphenol	1.0	U	1.0	1.0	r
86-30-6	N-Nitrosodiphenylamine	5.2	U	2.0	5.2	r
122-66-7	Azobenzene	5.2	U	1.7	5.2	r
101-55-3	4-Bromophenyl phenyl ether	5.2	U	1.5	5.2	r
120-12-7	Anthracene	5.2	U	1.7	5.2	r
86-74-8	Carbazole	5.2	U	3.9	5.2	r
84-74-2	Di-n-butylphthalate	5.2	U	1.4	5.2	r
206-44-0	Fluoranthene	5.2	U	1.7	5.2	r
92-87-5	Benzidine	4.7	U	3.1	4.7	r
129-00-0	Pyrene	5.2	U	1.8	5.2	r
85-68-7	Benzyl butyl phthalate	5.2	U	1.3	5.2	r
117-84-0	Di-n-octylphthalate	5.2	U	1.3	5.2	r
91-94-1	3,3'-dichlorobenzidine	5.2	U	2.5	5.2	r

FORM I SV

r=Result Reported U=Not Detected D=Reported Dilution E/J=Estimated Value X=Not Used S=Lab Solvent

Quantitation Report (QT/LSC Reviewed)

Data Path : H:\SV2017\CHEM25\08AUG\03\
Data File : 0803_07.D
Acq On : 3 Aug 2017 10:40 am
Operator :
Client ID : NE-1
Lab ID : BY76297
ALS Vial : 15 Sample Multiplier: 1

Quant Time: Aug 03 11:03:02 2017
Quant Method : H:\SV2017\CHEM25\METHODS\SPLIT_0720.M
Quant Title : Semivolatiles by GC/MS - EPA Method 625/8270
QLast Update : Thu Aug 03 10:36:58 2017
Response via : Initial Calibration

Compound	R.T.	QIon	Response	Conc	Units	Dev(Min)
Internal Standards						
1) 1,4-Dichlorobenzene-d4	3.040	152	349218	40.000	ng	0.00
23) Naphthalene-d8	4.044	136	1174617	40.000	ng	0.00
41) Acenaphthene-d10	5.545	164	694950	40.000	ng	0.00
65) Phenanthrene-d10	6.817	188	1222016	40.000	ng	0.00
81) Chrysene-d12	9.386	240	1312550	40.000	ng	-0.01
88) Perylene-d12	11.871	264	1441380	40.000	ng	-0.02
System Monitoring Compounds						
5) % 2-Fluorophenol	2.212	112	36652	3.116	ng	0.00
Spiked Amount 7.500	Range 30 - 130		Recovery =	41.60%		
6) % Phenol-d5	2.816	99	29980	2.239	ng	0.00
Spiked Amount 7.500	Range 30 - 130		Recovery =	29.87%#		
21) % Nitrobenzene-d5	3.489	82	29294	3.171	ng	0.00
Spiked Amount 5.000	Range 30 - 130		Recovery =	63.40%		
44) % 2-Fluorobiphenyl	4.968	172	94010	3.736	ng	0.00
Spiked Amount 5.000	Range 30 - 130		Recovery =	74.80%		
66) % 2,4,6-Tribromophenol	6.235	62	6627	6.512	ng	-0.01
Spiked Amount 7.500	Range 30 - 130		Recovery =	86.80%		
80) % Terphenyl-d14	8.259	244	126824	4.174	ng	0.00
Spiked Amount 5.000			Recovery =	83.40%		
Target Compounds						Qvalue

(#)out of range (m)manual integration reviewed by analyst (+)signals summed

Quantitation Report (QT/LSC Reviewed)

Data Path : H:\SV2017\CHEM25\08AUG\03\
Data File : 0803_07.D
Acq On : 3 Aug 2017 10:40 am
Operator :
Client ID : NE-1
Lab ID : BY76297
ALS Vial : 15 Sample Multiplier: 1

Quant Time: Aug 03 11:03:02 2017
Quant Method : H:\SV2017\CHEM25\METHODS\SPLIT_0720.M
Quant Title : Semivolatiles by GC/MS - EPA Method 625/8270
QLast Update : Thu Aug 03 10:36:58 2017
Response via : Initial Calibration



CLIENT ID

SEMIVOLATILE ORGANICS ANALYSIS DATA SHEET (SIM SCAN)

B4-1

Client: NETC Lab: Phoenix Env. Labs

SDG No.: GBY76292 Lab Sample ID: BY76298

Sample wt/vol: 1000 (g/mL) mL Lab File ID: 0802_17.D

Concentrated Extract Volume: 1000 (uL) Date Received: 08/01/17

% Moisture: n.a. Date Extracted: 08/01/17

Instrument: CHEM07 Inj. Vol. 1.0 (uL) Date Analyzed: 08/02/17

Purge Volume N pH: Dilution Factor: 1

Matrix: (soil/water) Water CONCENTRATION UNITS:(ug/L or ug/Kg) ug/L

CAS NO.	COMPOUND	CONC.	Q	MDL	PQL	R
62-75-9	N-nitrosodimethylamine	0.10	U	0.10	0.10	r
67-72-1	Hexachloroethane	0.50	U	0.50	0.50	r
98-95-3	Nitrobenzene	0.10	U	0.10	0.10	r
87-68-3	Hexachlorobutadiene	0.40	U	0.40	0.40	r
95-94-3	1,2,4,5-Tetrachlorobenzene	0.50	U	0.50	0.50	r
208-96-8	Acenaphthylene	0.10	U	0.10	0.10	r
118-74-1	Hexachlorobenzene	0.02	U	0.02	0.02	r
87-86-5	Pentachlorophenol	0.10	U	0.10	0.10	r
82-68-8	Pentachloronitrobenzene	0.10	U	0.10	0.10	r
85-01-8	Phenanthrene	0.10	U	0.10	0.10	r
117-81-7	Bis(2-ethylhexyl)phthalate	1.0	U	1.0	1.0	r
56-55-3	Benz(a)anthracene	0.14		0.02	0.02	r
218-01-9	Chrysene	0.13		0.02	0.02	r
205-99-2	Benzo(b)fluoranthene	0.12		0.02	0.02	r
207-08-9	Benzo(k)fluoranthene	0.12		0.02	0.02	r
50-32-8	Benzo(a)pyrene	0.13		0.02	0.02	r
193-39-5	Indeno(1,2,3-cd)pyrene	0.08		0.02	0.02	r
53-70-3	Dibenz(a,h)anthracene	0.03		0.02	0.02	r
191-24-2	Benzo(ghi)perylene	0.10		0.02	0.02	r

FORM I SV

r=Result Reported U=Not Detected D=Reported Dilution E/J=Estimated Value X=Not Used S=Lab Solvent

Quantitation Report (QT Reviewed)

Data Path : H:\SV2017\CHEM07\08AUG\02\
Data File : 0802_17.D
Acq On : 2 Aug 2017 3:20 pm
Operator :
Client ID : B4-1
Lab ID : BY76298
ALS Vial : 13 Sample Multiplier: 1

Quant Time: Aug 03 09:36:11 2017
Quant Method : H:\SV2017\CHEM07\METHODS\SIM_0725.M
Quant Title : Semivolatiles by GC/MS - EPA Method 625/8270
QLast Update : Tue Aug 01 09:46:08 2017
Response via : Initial Calibration

Compound	R.T.	QIon	Response	Conc	Units	Dev(Min)
Internal Standards						
1) 1,4-Dichlorobenzene-d4	6.364	150	461702	4.000	ng	0.00
12) Naphthalene-d8	8.434	136	1277718	4.000	ng	-0.01
23) Acenaphthene-d10	11.368	164	628863	4.000	ng	0.00
36) Phenanthrene-d10	13.743	188	975980	4.000	ng	0.00
48) Chrysene-d12	18.025	240	791952	4.000	ng	-0.01
52) Perylene-d12	20.028	264	900469	4.000	ng	0.00
System Monitoring Compounds						
4) % 2-Fluorophenol	4.636	112	290571m	3.950	ng	0.00
Spiked Amount 7.500			Recovery =	52.67%		
5) % Phenol-d5	5.880	99	272529	2.870	ng	0.00
Spiked Amount 7.500			Recovery =	38.27%		
11) % Nitrobenzene-d5	7.303	82	411440	4.425	ng	0.00
Spiked Amount 5.000			Recovery =	88.60%		
26) % 2-Fluorobiphenyl	10.273	172	837538	3.734	ng	0.00
Spiked Amount 5.000			Recovery =	74.60%		
37) % 2,4,6-Tribromophenol	12.666	330	129282	5.966	ng	0.00
Spiked Amount 7.500			Recovery =	79.60%		
47) % Terphenyl-d14	16.356	244	777686	4.680	ng	0.00
Spiked Amount 5.000			Recovery =	93.60%		
Target Compounds						Qvalue
42) Phenanthrene	13.779	178	31436	0.099	ng	99
50) Benz(a)anthracene	17.998	228	36738	0.143	ng	96
51) Chrysene	18.067	228	32690	0.131	ng	97
53) Benzo(b)fluoranthene	19.584	252	33309	0.117	ng	99
54) Benzo(k)fluoranthene	19.610	252	30784	0.115	ng	99
55) Benzo(a)pyrene	19.956	252	32394	0.133	ng	97
56) Indeno(1,2,3-cd)pyrene	21.302	276	22492	0.083	ng	97
57) Dibenz(a,h)anthracene	21.315	278	7767	0.034	ng	89
58) Benzo(ghi)perylene	21.648	276	23130	0.098	ng	98

(#)out of range (m)manual integration reviewed by analyst (+)signals summed

Quantitation Report (QT Reviewed)

Data Path : H:\SV2017\CHEM07\08AUG\02\
Data File : 0802_17.D
Acq On : 2 Aug 2017 3:20 pm
Operator :
Client ID : B4-1
Lab ID : BY76298
ALS Vial : 13 Sample Multiplier: 1

Quant Time: Aug 03 09:36:11 2017
Quant Method : H:\SV2017\CHEM07\METHODS\SIM_0725.M
Quant Title : Semivolatiles by GC/MS - EPA Method 625/8270
QLast Update : Tue Aug 01 09:46:08 2017
Response via : Initial Calibration



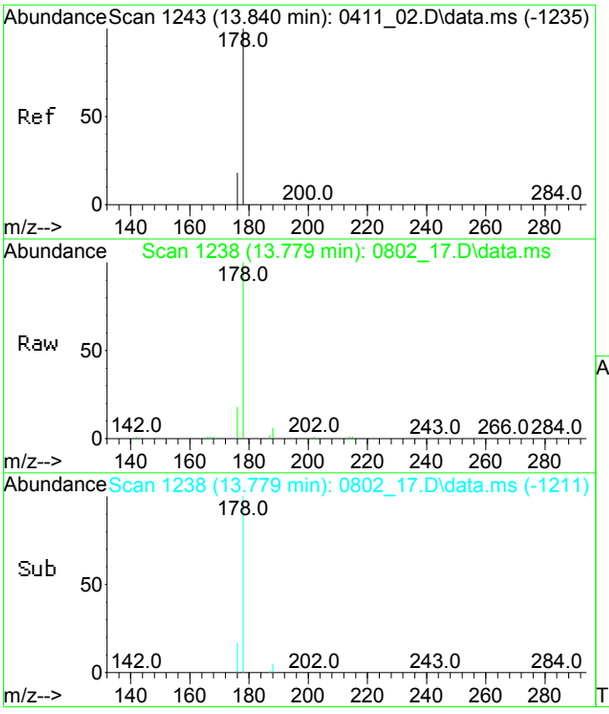

#42
Phenanthrene
Concen: 0.10 ng
RT: 13.779 min Scan# 1238
Delta R.T. -0.000 min
Lab File: 0802_17.D
Acq: 2 Aug 2017 3:20 pm

Tgt Ion:178 Resp: 31436

Ion	Ratio	Lower	Upper
178	100		
176	17.9	12.7	23.7

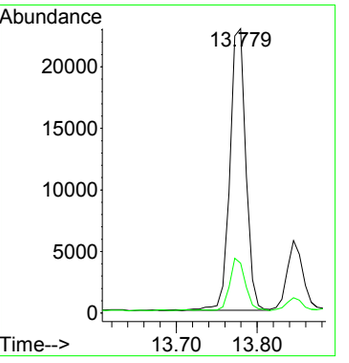

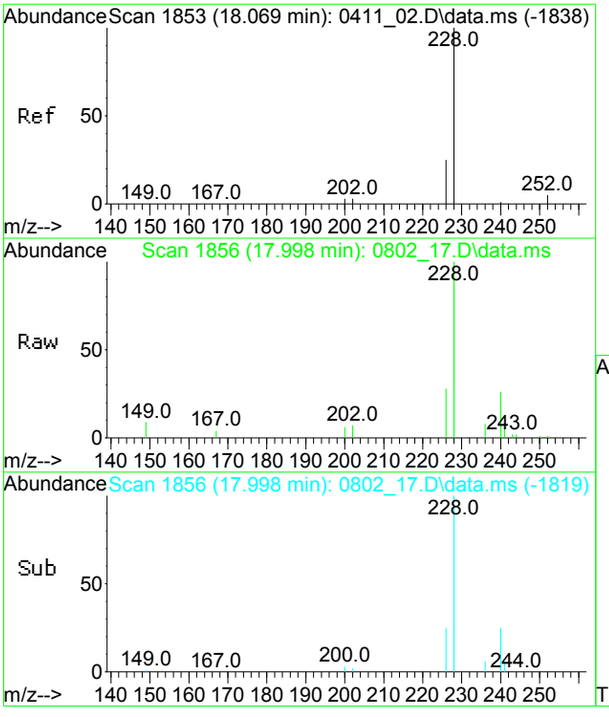

#50
Benz(a)anthracene
Concen: 0.14 ng
RT: 17.998 min Scan# 1856
Delta R.T. -0.005 min
Lab File: 0802_17.D
Acq: 2 Aug 2017 3:20 pm

Tgt Ion:228 Resp: 36738

Ion	Ratio	Lower	Upper
228	100		
226	28.3	18.3	33.9

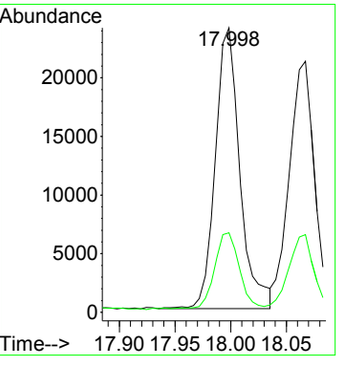

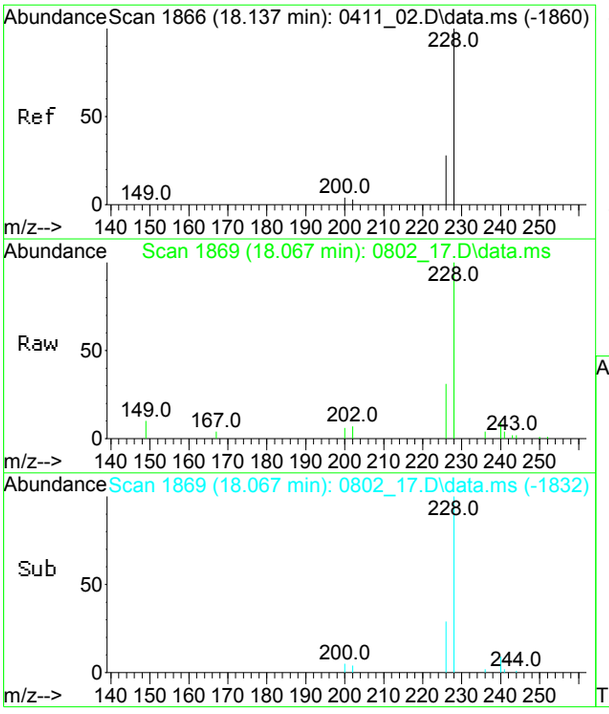

#51
Chrysene
Concen: 0.13 ng
RT: 18.067 min Scan# 1869
Delta R.T. -0.005 min
Lab File: 0802_17.D
Acq: 2 Aug 2017 3:20 pm

Tgt Ion:228 Resp: 32690

Ion	Ratio	Lower	Upper
228	100		
226	29.6	19.7	36.7

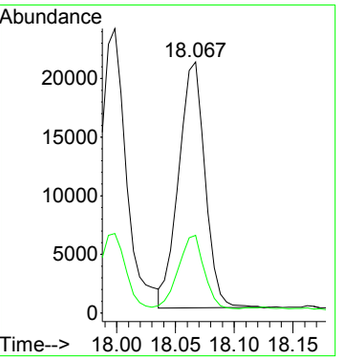

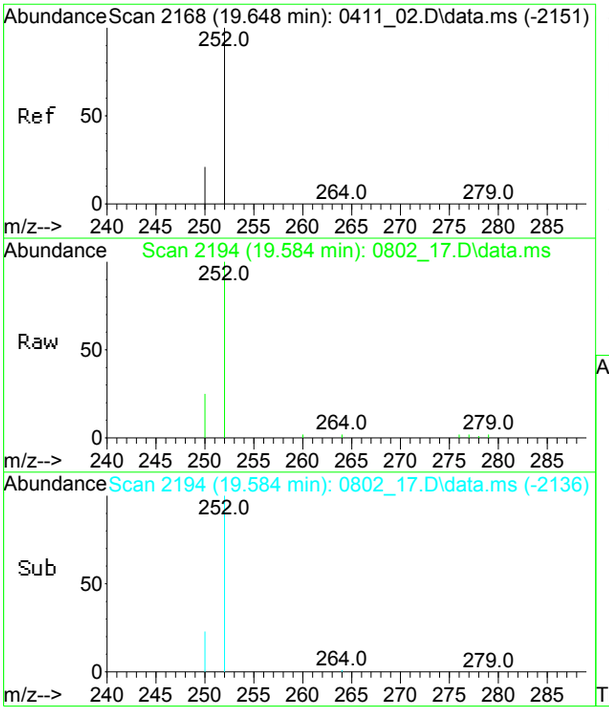

#53
Benzo(b)fluoranthene
Concen: 0.12 ng
RT: 19.584 min Scan# 2194
Delta R.T. -0.010 min
Lab File: 0802_17.D
Acq: 2 Aug 2017 3:20 pm

Tgt Ion:252 Resp: 33309

Ion	Ratio	Lower	Upper
252	100		
250	21.3	14.6	27.0

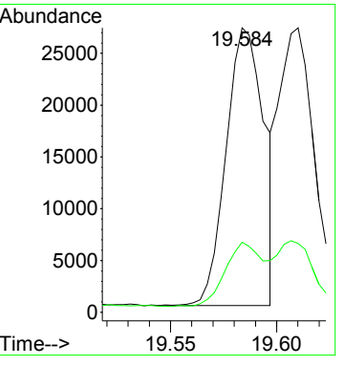

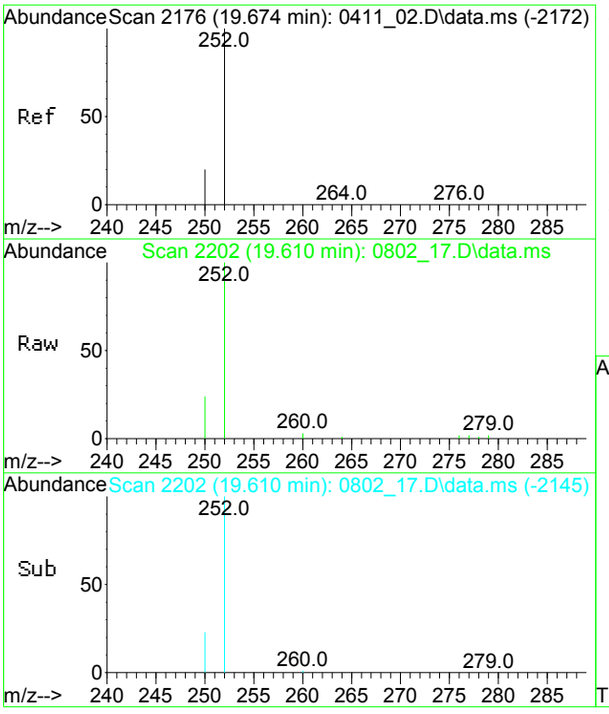

#54
Benzo(k)fluoranthene
Concen: 0.11 ng
RT: 19.610 min Scan# 2202
Delta R.T. -0.013 min
Lab File: 0802_17.D
Acq: 2 Aug 2017 3:20 pm

Tgt Ion:252 Resp: 30784

Ion	Ratio	Lower	Upper
252	100		
250	23.5	16.0	29.6

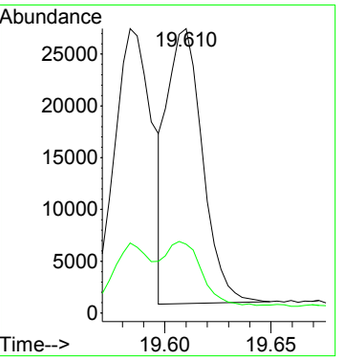

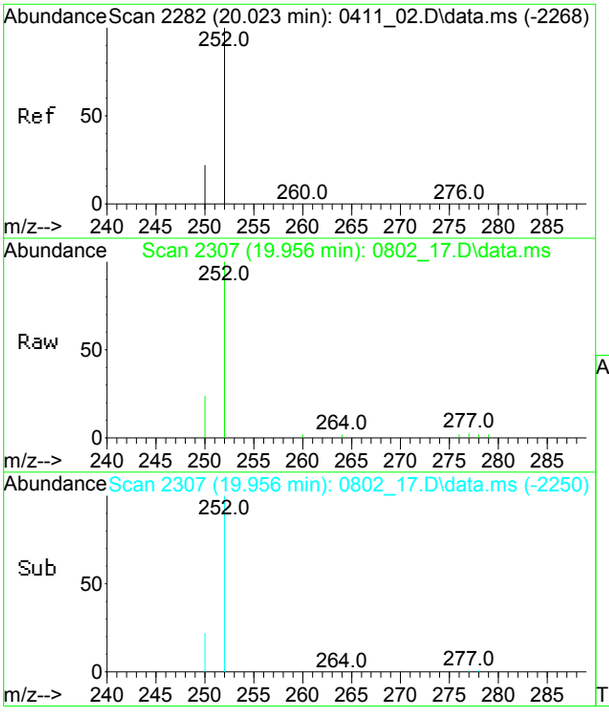

#55
Benzo(a)pyrene
Concen: 0.13 ng
RT: 19.956 min Scan# 2307
Delta R.T. -0.013 min
Lab File: 0802_17.D
Acq: 2 Aug 2017 3:20 pm

Tgt Ion:252 Resp: 32394

Ion	Ratio	Lower	Upper
252	100		
250	24.0	15.8	29.4

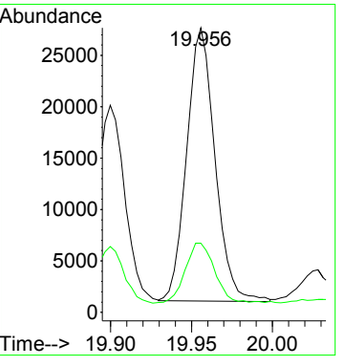

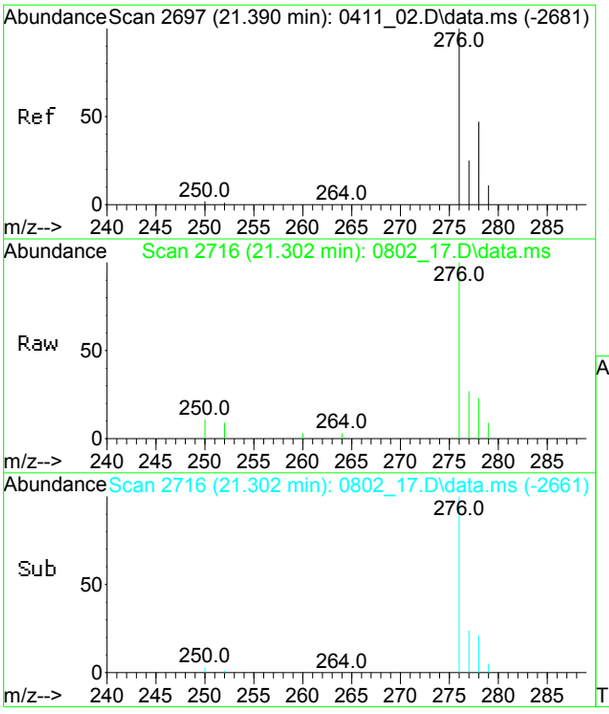

#56
Indeno(1,2,3-cd)pyrene
Concen: 0.08 ng
RT: 21.302 min Scan# 2716
Delta R.T. -0.020 min
Lab File: 0802_17.D
Acq: 2 Aug 2017 3:20 pm

Tgt Ion:276 Resp: 22492

Ion	Ratio	Lower	Upper
276	100		
277	27.9	18.4	34.2

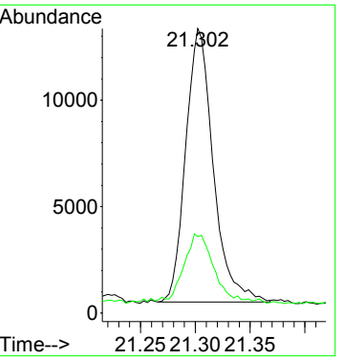

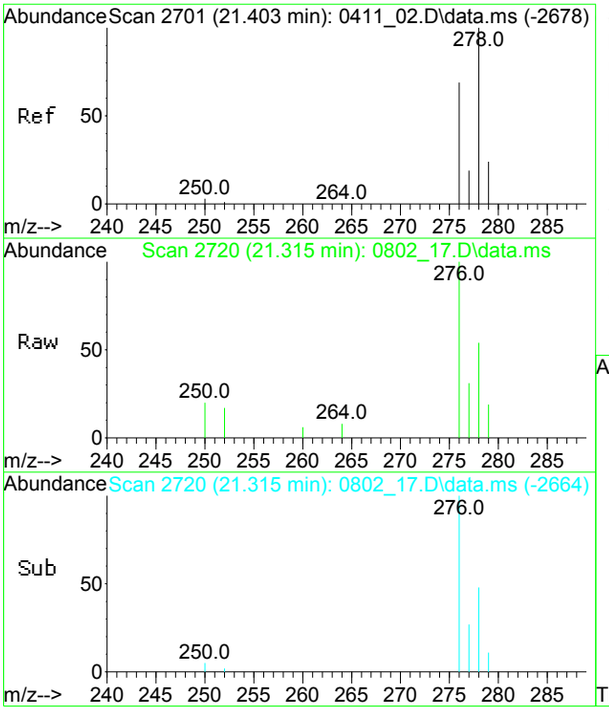

#57
Dibenz(a,h)anthracene
Concen: 0.03 ng
RT: 21.315 min Scan# 2720
Delta R.T. -0.017 min
Lab File: 0802_17.D
Acq: 2 Aug 2017 3:20 pm

Tgt Ion:278 Resp: 7767

Ion	Ratio	Lower	Upper
278	100		
279	28.6	16.4	30.4

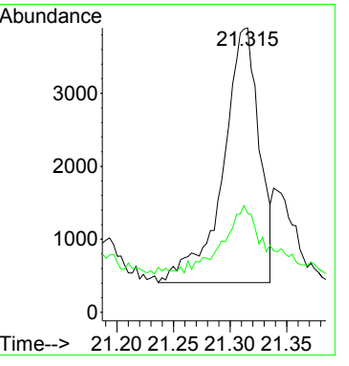

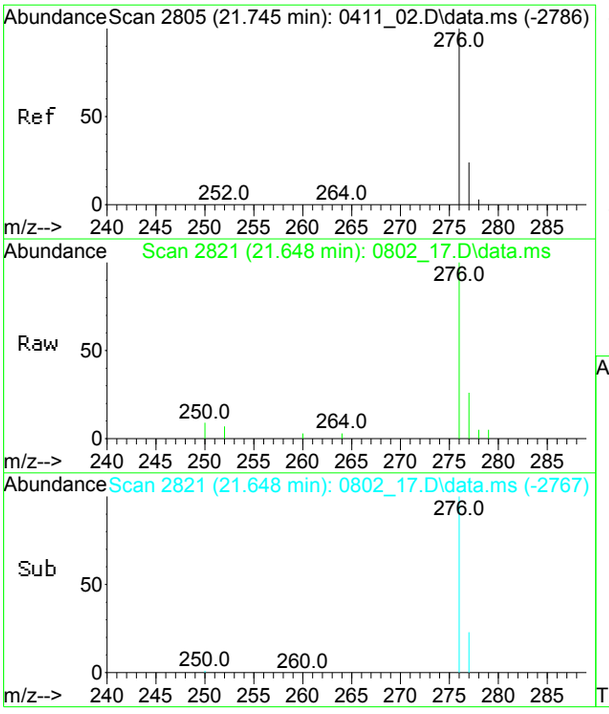

#58
Benzo(ghi)perylene
Concen: 0.10 ng
RT: 21.648 min Scan# 2821
Delta R.T. -0.023 min
Lab File: 0802_17.D
Acq: 2 Aug 2017 3:20 pm

Tgt Ion:276 Resp: 23130

Ion	Ratio	Lower	Upper
276	100		
277	22.6	16.6	30.8

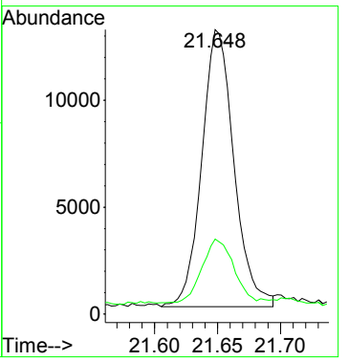

CLIENT ID

SEMIVOLATILE ORGANICS ANALYSIS DATA SHEET (FULL SCAN)

B4-1

Client: NETC Lab: Phoenix Env. Labs

SDG No.: GBY76292 Lab Sample ID: BY76298

Sample wt/vol: 1000 (g/mL) mL Lab File ID: 0803_09.D

Concentrated Extract Volume: 1000 (uL) Date Received: 08/01/17

% Moisture: n.a. Date Extracted: 08/01/17

Instrument: CHEM25 Inj. Vol. 1.0 (uL) Date Analyzed: 08/03/17

Purge Volume N pH: Dilution Factor: 1

Matrix: (soil/water) Water CONCENTRATION UNITS:(ug/L or ug/Kg) ug/L

CAS NO.	COMPOUND	CONC.	Q	MDL	PQL	R
110-86-1	Pyridine	10	U	1.2	10	r
108-95-2	Phenol	1.0	U	1.0	1.0	r
111-44-4	Bis(2-chloroethyl)ether	1.0	U	1.0	1.0	r
62-53-3	Aniline	3.5	U	5.0	3.5	r
95-57-8	2-Chlorophenol	1.0	U	1.0	1.0	r
541-73-1	1,3-Dichlorobenzene	1.0	U	1.0	1.0	r
106-46-7	1,4-Dichlorobenzene	1.0	U	1.0	1.0	r
95-50-1	1,2-Dichlorobenzene	1.0	U	1.0	1.0	r
95-48-7	2-Methylphenol (o-cresol)	1.0	U	1.0	1.0	r
39638-32-9	Bis(2-chloroisopropyl)ether	5.0	U	1.4	5.0	r
621-64-7	N-Nitrosodi-n-propylamine	5.0	U	1.6	5.0	r
HNX - M&P CRESOL	3&4-Methylphenol (m&p-cresol)	1.0	U	1.0	1.0	r
98-86-2	Acetophenone	5.0	U	1.6	5.0	r
78-59-1	Isophorone	5.0	U	1.4	5.0	r
88-75-5	2-Nitrophenol	1.0	U	1.0	1.0	r
105-67-9	2,4-Dimethylphenol	1.0	U	1.0	1.0	r
111-91-1	Bis(2-chloroethoxy)methane	5.0	U	1.4	5.0	r
65-85-0	Benzoic Acid	25	U	10	25	r
120-83-2	2,4-Dichlorophenol	1.0	U	1.0	1.0	r
120-82-1	1,2,4-Trichlorobenzene	5.0	U	1.5	5.0	r
91-20-3	Naphthalene	5.0	U	1.4	5.0	r
106-47-8	4-Chloroaniline	3.5	U	2.3	3.5	r
59-50-7	4-Chloro-3-methylphenol	1.0	U	1.0	1.0	r
91-57-6	2-Methylnaphthalene	5.0	U	1.5	5.0	r
77-47-4	Hexachlorocyclopentadiene	5.0	U	1.5	5.0	r
88-06-2	2,4,6-Trichlorophenol	1.0	U	1.0	1.0	r
95-95-4	2,4,5-Trichlorophenol	1.0	U	1.0	1.0	r
91-58-7	2-Chloronaphthalene	5.0	U	1.4	5.0	r
100-01-6	4-Nitroaniline	5.0	U	1.7	5.0	r
131-11-3	Dimethylphthalate	5.0	U	1.6	5.0	r
606-20-2	2,6-Dinitrotoluene	5.0	U	1.6	5.0	r
99-09-2	3-Nitroaniline	5.0	U	2.0	5.0	r
83-32-9	Acenaphthene	5.0	U	1.5	5.0	r
51-28-5	2,4-Dinitrophenol	1.0	U	1.0	1.0	r
132-64-9	Dibenzofuran	5.0	U	1.5	5.0	r
121-14-2	2,4-Dinitrotoluene	5.0	U	2.0	5.0	r

FORM I SV

r=Result Reported U=Not Detected D=Reported Dilution E/J=Estimated Value X=Not Used S=Lab Solvent

CLIENT ID

SEMIVOLATILE ORGANICS ANALYSIS DATA SHEET (FULL SCAN)

B4-1

Client: NETC Lab: Phoenix Env. Labs

SDG No.: GBY76292 Lab Sample ID: BY76298

Sample wt/vol: 1000 (g/mL) mL Lab File ID: 0803_09.D

Concentrated Extract Volume: 1000 (uL) Date Received: 08/01/17

% Moisture: n.a. Date Extracted: 08/01/17

Instrument: CHEM25 Inj. Vol. 1.0 (uL) Date Analyzed: 08/03/17

Purge Volume N pH: Dilution Factor: 1

Matrix: (soil/water) Water CONCENTRATION UNITS:(ug/L or ug/Kg) ug/L

CAS NO.	COMPOUND	CONC.	Q	MDL	PQL	R
100-02-7	4-Nitrophenol	1.0	U	1.0	1.0	r
84-66-2	Diethyl phthalate	5.0	U	1.6	5.0	r
86-73-7	Fluorene	5.0	U	1.7	5.0	r
7005-72-3	4-Chlorophenyl phenyl ether	5.0	U	1.7	5.0	r
88-74-4	2-Nitroaniline	5.0	U	2.0	5.0	r
534-52-1	4,6-Dinitro-2-methylphenol	1.0	U	1.0	1.0	r
86-30-6	N-Nitrosodiphenylamine	5.0	U	1.9	5.0	r
122-66-7	Azobenzene	5.0	U	1.6	5.0	r
101-55-3	4-Bromophenyl phenyl ether	5.0	U	1.5	5.0	r
120-12-7	Anthracene	5.0	U	1.6	5.0	r
86-74-8	Carbazole	5.0	U	3.8	5.0	r
84-74-2	Di-n-butylphthalate	5.0	U	1.3	5.0	r
206-44-0	Fluoranthene	5.0	U	1.6	5.0	r
92-87-5	Benzidine	4.5	U	2.9	4.5	r
129-00-0	Pyrene	5.0	U	1.7	5.0	r
85-68-7	Benzyl butyl phthalate	5.0	U	1.3	5.0	r
117-84-0	Di-n-octylphthalate	5.0	U	1.3	5.0	r
91-94-1	3,3'-dichlorobenzidine	5.0	U	2.4	5.0	r

FORM I SV

r=Result Reported U=Not Detected D=Reported Dilution E/J=Estimated Value X=Not Used S=Lab Solvent

Quantitation Report (QT Reviewed)

Data Path : H:\SV2017\CHEM25\08AUG\03\
Data File : 0803_09.D
Acq On : 3 Aug 2017 11:23 am
Operator :
Client ID : B4-1
Lab ID : BY76298
ALS Vial : 16 Sample Multiplier: 1

Quant Time: Aug 03 12:21:09 2017
Quant Method : H:\SV2017\CHEM25\METHODS\SPLIT_0720.M
Quant Title : Semivolatiles by GC/MS - EPA Method 625/8270
QLast Update : Thu Aug 03 10:36:58 2017
Response via : Initial Calibration

Compound	R.T.	QIon	Response	Conc	Units	Dev(Min)
Internal Standards						
1) 1,4-Dichlorobenzene-d4	3.040	152	461874	40.000	ng	0.00
23) Naphthalene-d8	4.044	136	1439577	40.000	ng	0.00
41) Acenaphthene-d10	5.545	164	951168	40.000	ng	0.00
65) Phenanthrene-d10	6.817	188	1604031	40.000	ng	0.00
81) Chrysene-d12	9.386	240	1640805	40.000	ng	-0.01
88) Perylene-d12	11.881	264	1841745	40.000	ng	-0.01
System Monitoring Compounds						
5) % 2-Fluorophenol	2.212	112	46406	2.983	ng	0.00
Spiked Amount 7.500	Range 30 - 130		Recovery = 39.73%			
6) % Phenol-d5	2.816	99	38023	2.147	ng	0.00
Spiked Amount 7.500	Range 30 - 130		Recovery = 28.67%#			
21) % Nitrobenzene-d5	3.489	82	42726	3.497	ng	0.00
Spiked Amount 5.000	Range 30 - 130		Recovery = 70.00%			
44) % 2-Fluorobiphenyl	4.968	172	141763	4.116	ng	0.00
Spiked Amount 5.000	Range 30 - 130		Recovery = 82.40%			
66) % 2,4,6-Tribromophenol	6.240	62	10413	7.795	ng	0.00
Spiked Amount 7.500	Range 30 - 130		Recovery = 104.00%			
80) % Terphenyl-d14	8.259	244	171479	4.300	ng	0.00
Spiked Amount 5.000			Recovery = 86.00%			
Target Compounds						Qvalue

(#)out of range (m)manual integration reviewed by analyst (+)signals summed

Quantitation Report (QT Reviewed)

Data Path : H:\SV2017\CHEM25\08AUG\03\
Data File : 0803_09.D
Acq On : 3 Aug 2017 11:23 am
Operator :
Client ID : B4-1
Lab ID : BY76298
ALS Vial : 16 Sample Multiplier: 1

Quant Time: Aug 03 12:21:09 2017
Quant Method : H:\SV2017\CHEM25\METHODS\SPLIT_0720.M
Quant Title : Semivolatiles by GC/MS - EPA Method 625/8270
QLast Update : Thu Aug 03 10:36:58 2017
Response via : Initial Calibration



CLIENT ID

SEMIVOLATILE ORGANICS ANALYSIS DATA SHEET (SIM SCAN)

NW-1

Client: NETC Lab: Phoenix Env. Labs

SDG No.: GBY76292 Lab Sample ID: BY76299

Sample wt/vol: 1060 (g/mL) mL Lab File ID: 0802_18.D

Concentrated Extract Volume: 1000 (uL) Date Received: 08/01/17

% Moisture: n.a. Date Extracted: 08/01/17

Instrument: CHEM07 Inj. Vol. 1.0 (uL) Date Analyzed: 08/02/17

Purge Volume N pH: Dilution Factor: 1

Matrix: (soil/water) Water CONCENTRATION UNITS:(ug/L or ug/Kg) ug/L

CAS NO.	COMPOUND	CONC.	Q	MDL	PQL	R
62-75-9	N-nitrosodimethylamine	0.09	U	0.09	0.09	r
67-72-1	Hexachloroethane	0.47	U	0.47	0.47	r
98-95-3	Nitrobenzene	0.09	U	0.09	0.09	r
87-68-3	Hexachlorobutadiene	0.38	U	0.38	0.38	r
95-94-3	1,2,4,5-Tetrachlorobenzene	0.47	U	0.47	0.47	r
208-96-8	Acenaphthylene	0.09	U	0.09	0.09	r
118-74-1	Hexachlorobenzene	0.02	U	0.02	0.02	r
87-86-5	Pentachlorophenol	0.09	U	0.09	0.09	r
82-68-8	Pentachloronitrobenzene	0.09	U	0.09	0.09	r
85-01-8	Phenanthrene	0.09	U	0.09	0.09	r
117-81-7	Bis(2-ethylhexyl)phthalate	0.94	U	0.94	0.94	r
56-55-3	Benz(a)anthracene	0.02	U	0.02	0.02	r
218-01-9	Chrysene	0.02	U	0.02	0.02	r
205-99-2	Benzo(b)fluoranthene	0.02	U	0.02	0.02	r
207-08-9	Benzo(k)fluoranthene	0.02	U	0.02	0.02	r
50-32-8	Benzo(a)pyrene	0.02	U	0.02	0.02	r
193-39-5	Indeno(1,2,3-cd)pyrene	0.02	U	0.02	0.02	r
53-70-3	Dibenz(a,h)anthracene	0.02	U	0.02	0.02	r
191-24-2	Benzo(ghi)perylene	0.02	U	0.02	0.02	r

FORM I SV

r=Result Reported U=Not Detected D=Reported Dilution E/J=Estimated Value X=Not Used S=Lab Solvent

Quantitation Report (QT Reviewed)

Data Path : H:\SV2017\CHEM07\08AUG\02\
Data File : 0802_18.D
Acq On : 2 Aug 2017 3:47 pm
Operator :
Client ID : NW-1
Lab ID : BY76299
ALS Vial : 14 Sample Multiplier: 1

Quant Time: Aug 03 09:37:03 2017
Quant Method : H:\SV2017\CHEM07\METHODS\SIM_0725.M
Quant Title : Semivolatiles by GC/MS - EPA Method 625/8270
QLast Update : Tue Aug 01 09:46:08 2017
Response via : Initial Calibration

Compound	R.T.	QIon	Response	Conc	Units	Dev(Min)
Internal Standards						
1) 1,4-Dichlorobenzene-d4	6.372	150	396112	4.000	ng	0.00
12) Naphthalene-d8	8.445	136	1024563	4.000	ng	0.00
23) Acenaphthene-d10	11.361	164	523590	4.000	ng	0.00
36) Phenanthrene-d10	13.743	188	766802	4.000	ng	0.00
48) Chrysene-d12	18.025	240	623089	4.000	ng	-0.01
52) Perylene-d12	20.024	264	712149	4.000	ng	-0.01
System Monitoring Compounds						
4) % 2-Fluorophenol	4.637	112	229280m	3.633	ng	0.00
Spiked Amount 7.500			Recovery =	48.40%		
5) % Phenol-d5	5.888	99	216199	2.654	ng	0.00
Spiked Amount 7.500			Recovery =	35.33%		
11) % Nitrobenzene-d5	7.304	82	301624	3.781	ng	0.00
Spiked Amount 5.000			Recovery =	75.60%		
26) % 2-Fluorobiphenyl	10.274	172	631578	3.382	ng	0.00
Spiked Amount 5.000			Recovery =	67.60%		
37) % 2,4,6-Tribromophenol	12.668	330	90831	5.335	ng	0.00
Spiked Amount 7.500			Recovery =	71.07%		
47) % Terphenyl-d14	16.356	244	594221	4.552	ng	0.00
Spiked Amount 5.000			Recovery =	91.00%		
Target Compounds						Qvalue

(#)out of range (m)manual integration reviewed by analyst (+)signals summed

Quantitation Report (QT Reviewed)

Data Path : H:\SV2017\CHEM07\08AUG\02\
Data File : 0802_18.D
Acq On : 2 Aug 2017 3:47 pm
Operator :
Client ID : NW-1
Lab ID : BY76299
ALS Vial : 14 Sample Multiplier: 1

Quant Time: Aug 03 09:37:03 2017
Quant Method : H:\SV2017\CHEM07\METHODS\SIM_0725.M
Quant Title : Semivolatiles by GC/MS - EPA Method 625/8270
QLast Update : Tue Aug 01 09:46:08 2017
Response via : Initial Calibration



CLIENT ID

SEMIVOLATILE ORGANICS ANALYSIS DATA SHEET (FULL SCAN)

NW-1

Client: NETC Lab: Phoenix Env. Labs

SDG No.: GBY76292 Lab Sample ID: BY76299

Sample wt/vol: 1060 (g/mL) mL Lab File ID: 0803_10.D

Concentrated Extract Volume: 1000 (uL) Date Received: 08/01/17

% Moisture: n.a. Date Extracted: 08/01/17

Instrument: CHEM25 Inj. Vol. 1.0 (uL) Date Analyzed: 08/03/17

Purge Volume N pH: Dilution Factor: 1

Matrix: (soil/water) Water CONCENTRATION UNITS:(ug/L or ug/Kg) ug/L

CAS NO.	COMPOUND	CONC.	Q	MDL	PQL	R
110-86-1	Pyridine	9.4	U	1.2	9.4	r
108-95-2	Phenol	0.94	U	0.94	0.94	r
111-44-4	Bis(2-chloroethyl)ether	0.94	U	0.94	0.94	r
62-53-3	Aniline	3.3	U	4.7	3.3	r
95-57-8	2-Chlorophenol	0.94	U	0.94	0.94	r
541-73-1	1,3-Dichlorobenzene	0.94	U	0.94	0.94	r
106-46-7	1,4-Dichlorobenzene	0.94	U	0.94	0.94	r
95-50-1	1,2-Dichlorobenzene	0.94	U	0.94	0.94	r
95-48-7	2-Methylphenol (o-cresol)	0.94	U	0.94	0.94	r
39638-32-9	Bis(2-chloroisopropyl)ether	4.7	U	1.3	4.7	r
621-64-7	N-Nitrosodi-n-propylamine	4.7	U	1.5	4.7	r
HNX - M&P CRESOL	3&4-Methylphenol (m&p-cresol)	0.94	U	0.94	0.94	r
98-86-2	Acetophenone	4.7	U	1.5	4.7	r
78-59-1	Isophorone	4.7	U	1.3	4.7	r
88-75-5	2-Nitrophenol	0.94	U	0.94	0.94	r
105-67-9	2,4-Dimethylphenol	0.94	U	0.94	0.94	r
111-91-1	Bis(2-chloroethoxy)methane	4.7	U	1.3	4.7	r
65-85-0	Benzoic Acid	24	U	9.4	24	r
120-83-2	2,4-Dichlorophenol	0.94	U	0.94	0.94	r
120-82-1	1,2,4-Trichlorobenzene	4.7	U	1.4	4.7	r
91-20-3	Naphthalene	4.7	U	1.4	4.7	r
106-47-8	4-Chloroaniline	3.3	U	2.2	3.3	r
59-50-7	4-Chloro-3-methylphenol	0.94	U	0.94	0.94	r
91-57-6	2-Methylnaphthalene	4.7	U	1.4	4.7	r
77-47-4	Hexachlorocyclopentadiene	4.7	U	1.4	4.7	r
88-06-2	2,4,6-Trichlorophenol	0.94	U	0.94	0.94	r
95-95-4	2,4,5-Trichlorophenol	0.94	U	0.94	0.94	r
91-58-7	2-Chloronaphthalene	4.7	U	1.3	4.7	r
100-01-6	4-Nitroaniline	4.7	U	1.6	4.7	r
131-11-3	Dimethylphthalate	4.7	U	1.5	4.7	r
606-20-2	2,6-Dinitrotoluene	4.7	U	1.5	4.7	r
99-09-2	3-Nitroaniline	4.7	U	1.9	4.7	r
83-32-9	Acenaphthene	4.7	U	1.4	4.7	r
51-28-5	2,4-Dinitrophenol	0.94	U	0.94	0.94	r
132-64-9	Dibenzofuran	4.7	U	1.4	4.7	r
121-14-2	2,4-Dinitrotoluene	4.7	U	1.9	4.7	r

FORM I SV

r=Result Reported U=Not Detected D=Reported Dilution E/J=Estimated Value X=Not Used S=Lab Solvent

CLIENT ID

SEMIVOLATILE ORGANICS ANALYSIS DATA SHEET (FULL SCAN)

NW-1

Client: NETC Lab: Phoenix Env. Labs

SDG No.: GBY76292 Lab Sample ID: BY76299

Sample wt/vol: 1060 (g/mL) mL Lab File ID: 0803_10.D

Concentrated Extract Volume: 1000 (uL) Date Received: 08/01/17

% Moisture: n.a. Date Extracted: 08/01/17

Instrument: CHEM25 Inj. Vol. 1.0 (uL) Date Analyzed: 08/03/17

Purge Volume N pH: Dilution Factor: 1

Matrix: (soil/water) Water CONCENTRATION UNITS:(ug/L or ug/Kg) ug/L

CAS NO.	COMPOUND	CONC.	Q	MDL	PQL	R
100-02-7	4-Nitrophenol	0.94	U	0.94	0.94	r
84-66-2	Diethyl phthalate	4.7	U	1.5	4.7	r
86-73-7	Fluorene	4.7	U	1.6	4.7	r
7005-72-3	4-Chlorophenyl phenyl ether	4.7	U	1.6	4.7	r
88-74-4	2-Nitroaniline	4.7	U	1.9	4.7	r
534-52-1	4,6-Dinitro-2-methylphenol	0.94	U	0.94	0.94	r
86-30-6	N-Nitrosodiphenylamine	4.7	U	1.8	4.7	r
122-66-7	Azobenzene	4.7	U	1.5	4.7	r
101-55-3	4-Bromophenyl phenyl ether	4.7	U	1.4	4.7	r
120-12-7	Anthracene	4.7	U	1.5	4.7	r
86-74-8	Carbazole	4.7	U	3.6	4.7	r
84-74-2	Di-n-butylphthalate	4.7	U	1.3	4.7	r
206-44-0	Fluoranthene	4.7	U	1.5	4.7	r
92-87-5	Benzidine	4.2	U	2.8	4.2	r
129-00-0	Pyrene	4.7	U	1.6	4.7	r
85-68-7	Benzyl butyl phthalate	4.7	U	1.2	4.7	r
117-84-0	Di-n-octylphthalate	4.7	U	1.2	4.7	r
91-94-1	3,3'-dichlorobenzidine	4.7	U	2.2	4.7	r

FORM I SV

r=Result Reported U=Not Detected D=Reported Dilution E/J=Estimated Value X=Not Used S=Lab Solvent

Quantitation Report (QT Reviewed)

Data Path : H:\SV2017\CHEM25\08AUG\03\
Data File : 0803_10.D
Acq On : 3 Aug 2017 11:45 am
Operator :
Client ID : NW-1
Lab ID : BY76299
ALS Vial : 17 Sample Multiplier: 1

Quant Time: Aug 03 12:21:15 2017
Quant Method : H:\SV2017\CHEM25\METHODS\SPLIT_0720.M
Quant Title : Semivolatiles by GC/MS - EPA Method 625/8270
QLast Update : Thu Aug 03 10:36:58 2017
Response via : Initial Calibration

Compound	R.T.	QIon	Response	Conc	Units	Dev(Min)
Internal Standards						
1) 1,4-Dichlorobenzene-d4	3.040	152	457071	40.000	ng	0.00
23) Naphthalene-d8	4.044	136	1582629	40.000	ng	0.00
41) Acenaphthene-d10	5.545	164	953052	40.000	ng	0.00
65) Phenanthrene-d10	6.817	188	1662545	40.000	ng	0.00
81) Chrysene-d12	9.386	240	1673195	40.000	ng	-0.01
88) Perylene-d12	11.876	264	1883162	40.000	ng	-0.02
System Monitoring Compounds						
5) % 2-Fluorophenol	2.212	112	42401	2.754	ng	0.00
Spiked Amount 7.500	Range 30 - 130		Recovery =	36.67%		
6) % Phenol-d5	2.816	99	37534	2.142	ng	0.00
Spiked Amount 7.500	Range 30 - 130		Recovery =	28.53%#		
21) % Nitrobenzene-d5	3.489	82	39288	3.250	ng	0.00
Spiked Amount 5.000	Range 30 - 130		Recovery =	65.00%		
44) % 2-Fluorobiphenyl	4.968	172	130768	3.789	ng	0.00
Spiked Amount 5.000	Range 30 - 130		Recovery =	75.80%		
66) % 2,4,6-Tribromophenol	6.240	62	8787	6.346	ng	0.00
Spiked Amount 7.500	Range 30 - 130		Recovery =	84.67%		
80) % Terphenyl-d14	8.254	244	174440	4.220	ng	-0.01
Spiked Amount 5.000			Recovery =	84.40%		
Target Compounds						Qvalue

(#)out of range (m)manual integration reviewed by analyst (+)signals summed

Quantitation Report (QT Reviewed)

Data Path : H:\SV2017\CHEM25\08AUG\03\
Data File : 0803_10.D
Acq On : 3 Aug 2017 11:45 am
Operator :
Client ID : NW-1
Lab ID : BY76299
ALS Vial : 17 Sample Multiplier: 1

Quant Time: Aug 03 12:21:15 2017
Quant Method : H:\SV2017\CHEM25\METHODS\SPLIT_0720.M
Quant Title : Semivolatiles by GC/MS - EPA Method 625/8270
QLast Update : Thu Aug 03 10:36:58 2017
Response via : Initial Calibration



SEMIVOLATILE ORGANICS INITIAL CALIBRATION DATA (FULL SCAN)

Lab Name: Phoenix Environmental Labs Client: NETC

Lab Code: Phoenix Case No.: SAS No.: SDG No.: GBY76292

Instrument ID: CHEM06 Calibration Date(s): 07/24/17 07/24/17

Heated Purge (Y/N): Y Calibration Time(s): 08:32 16:40

GC Column: v factor 4 Method File: SPLIT_0724.M

LAB FILE ID:

RRF 1 0724_09.D RRF 3.5 0724_08.D RRF 10 0724_07.D RRF 20 0724_06.D RRF 30 0724_02.D

RRF 50 0724_05.D RRF 70 0724_04.D RRF 100 0724_03.D

COMPOUND		RRF 1	RRF 3.5	RRF 10	RRF 20	RRF 30	RRF 50	RRF 70	RRF 100			$\overline{RRF}$	% RSD
Pyridine			1.188	1.170	1.194	1.238	1.177	1.222	1.164			1.193	2.3
Phenol		1.478	1.457	1.465	1.503	1.626	1.487	1.492	1.538			1.506	3.6
Bis(2-chloroethyl)ether		1.249	1.279	1.266	1.143	1.220	1.110	1.158	1.119			1.193	5.7
Aniline			1.511	1.588	1.962	2.073	1.877	1.849	1.887			1.821	11.0
2-Chlorophenol		1.449	1.356	1.324	1.370	1.419	1.316	1.323	1.314			1.359	3.8
1,3-Dichlorobenzene		1.629	1.555	1.488	1.481	1.544	1.435	1.481	1.442			1.507	4.3
1,4-Dichlorobenzene		1.649	1.539	1.497	1.490	1.570	1.471	1.482	1.455			1.519	4.2
1,2-Dichlorobenzene		1.491	1.436	1.384	1.409	1.482	1.365	1.392	1.379			1.417	3.4
2-Methylphenol (o-cresol)		1.214	1.113	1.015	1.030	1.082	1.003	0.983	1.005			1.056	7.4
Bis(2-chloroisopropyl)ether			1.466	1.376	1.393	1.395	1.348	1.338	1.307			1.375	3.7
N-Nitrosodi-n-propylamine			0.881	0.804	0.856	0.876	0.827	0.815	0.830			0.841	3.6
3&4-Methylphenol (m&p-cresol)			1.428	1.345	1.426	1.548	1.356	1.399	1.421			1.417	4.7
Acetophenone			1.823	1.662	1.741	1.839	1.661	1.662	1.700			1.727	4.5
Isophorone			0.636	0.579	0.583	0.576	0.531	0.512	0.470			0.555	9.9
2-Nitrophenol	*	0.071	0.072	0.062	0.061	0.060	0.057	0.054	0.049			0.061	13.0
2,4-Dimethylphenol		0.312	0.321	0.296	0.284	0.290	0.259	0.244	0.226			0.279	11.9
Bis(2-chloroethoxy)methane			0.382	0.354	0.348	0.357	0.321	0.313	0.285			0.337	9.7
Benzoic Acid				0.180	0.222	0.222	0.205	0.200	0.206			0.206	7.5
2,4-Dichlorophenol		0.261	0.258	0.268	0.265	0.275	0.245	0.232	0.222			0.253	7.3
1,2,4-Trichlorobenzene			0.315	0.306	0.299	0.300	0.279	0.267	0.246			0.287	8.5
Naphthalene			1.045	0.986	0.935	0.958	0.849	0.814	0.757			0.906	11.3
4-Chloroaniline		0.106	0.098	0.093	0.107	0.111	0.098	0.092	0.089			0.099	8.1

* The minimum RRF was not met for this compound. (#) The maximum %RSD was not met for this compound

6C
SEMIVOLATILE ORGANICS INITIAL CALIBRATION DATA (FULL SCAN)

Lab Name: Phoenix Environmental Labs Client: NETC

Lab Code: Phoenix Case No.: SAS No.: SDG No.: GBY76292

Instrument ID: CHEM06 Calibration Date(s): 07/24/17 07/24/17

Heated Purge (Y/N): Y Calibration Time(s): 08:32 16:40

GC Column: v factor 4 Method File: SPLIT_0724.M

LAB FILE ID:

RRF 1 0724_09.D RRF 3.5 0724_08.D RRF 10 0724_07.D RRF 20 0724_06.D RRF 30 0724_02.D
RRF 50 0724_05.D RRF 70 0724_04.D RRF 100 0724_03.D

COMPOUND		RRF 1	RRF 3.5	RRF 10	RRF 20	RRF 30	RRF 50	RRF 70	RRF 100			$\overline{RRF}$	% RSD
4-Chloro-3-methylphenol		0.282	0.261	0.259	0.256	0.274	0.235	0.224	0.218			0.251	9.2
2-Methylnaphthalene			0.708	0.686	0.670	0.682	0.615	0.589	0.557			0.644	8.8
Hexachlorocyclopentadiene			0.172	0.169	0.193	0.212	0.188	0.189	0.187			0.187	7.6
2,4,6-Trichlorophenol		0.333	0.370	0.361	0.362	0.385	0.364	0.376	0.379			0.366	4.4
2,4,5-Trichlorophenol		0.375	0.383	0.379	0.366	0.409	0.387	0.392	0.394			0.386	3.4
2-Chloronaphthalene			1.219	1.183	1.141	1.203	1.163	1.160	1.143			1.173	2.6
4-Nitroaniline			0.330	0.312	0.311	0.319	0.311	0.313	0.313			0.316	2.2
Dimethylphthalate			1.335	1.246	1.261	1.335	1.266	1.278	1.272			1.285	2.8
2,6-Dinitrotoluene			0.268	0.276	0.288	0.305	0.293	0.304	0.306			0.291	5.1
3-Nitroaniline			0.312	0.296	0.285	0.273	0.288	0.286	0.289			0.290	4.1
Acenaphthene			1.168	1.085	1.067	1.124	1.065	1.092	1.081			1.097	3.4
2,4-Dinitrophenol		0.006	0.038	0.065	0.128	0.161	0.153	0.178	0.195			0.116	60.8 #
Dibenzofuran			1.720	1.613	1.602	1.667	1.588	1.599	1.601			1.627	3.0
2,4-Dinitrotoluene			0.343	0.361	0.389	0.399	0.383	0.395	0.406			0.382	5.9
4-Nitrophenol		0.185	0.222	0.214	0.213	0.227	0.228	0.234	0.235			0.220	7.4
Diethyl phthalate			1.286	1.187	1.197	1.275	1.202	1.237	1.232			1.231	3.1
Fluorene			1.384	1.355	1.324	1.392	1.336	1.339	1.319			1.350	2.1
4-Chlorophenyl phenyl ether			0.662	0.626	0.632	0.664	0.619	0.637	0.631			0.639	2.8
2-Nitroaniline			0.193	0.163	0.130	0.108	0.127	0.132	0.135			0.141	19.8
4,6-Dinitro-2-methylphenol			0.104	0.117	0.194	0.221	0.222	0.238	0.252			0.192	30.6
N-Nitrosodiphenylamine			0.994	0.936	0.921	0.973	0.951	0.934	0.946			0.951	2.6
Azobenzene			1.410	1.365	1.374	1.410	1.347	1.356	1.313			1.368	2.5

* The minimum RRF was not met for this compound. (#) The maximum %RSD was not met for this compound

6C
SEMIVOLATILE ORGANICS INITIAL CALIBRATION DATA (FULL SCAN)

Lab Name: Phoenix Environmental Labs Client: NETC

Lab Code: Phoenix Case No.: SAS No.: SDG No.: GBY76292

Instrument ID: CHEM06 Calibration Date(s): 07/24/17 07/24/17

Heated Purge (Y/N): Y Calibration Time(s): 08:32 16:40

GC Column: v factor 4 Method File: SPLIT_0724.M

LAB FILE ID:

RRF 1	0724_09.D	RRF 3.5	0724_08.D	RRF 10	0724_07.D	RRF 20	0724_06.D	RRF 30	0724_02.D
RRF 50	0724_05.D	RRF 70	0724_04.D	RRF 100	0724_03.D				

COMPOUND		RRF 1	RRF 3.5	RRF 10	RRF 20	RRF 30	RRF 50	RRF 70	RRF 100			$\overline{RRF}$	% RSD
4-Bromophenyl phenyl ether			0.245	0.237	0.241	0.246	0.240	0.245	0.247			0.243	1.6
Anthracene			1.098	1.064	1.085	1.097	1.058	1.069	1.046			1.074	1.9
Carbazole			0.990	0.984	0.980	0.979	0.978	0.982	0.966			0.980	0.8
Di-n-butylphthalate			1.187	1.150	1.173	1.218	1.192	1.206	1.182			1.187	1.9
Fluoranthene			1.194	1.146	1.158	1.199	1.190	1.211	1.185			1.183	2.0
Benzidine		0.817	0.906	0.893	0.893	0.934	0.924	0.937	0.917			0.903	4.3
Pyrene			1.220	1.172	1.185	1.218	1.177	1.185	1.178			1.191	1.7
Benzyl butyl phthalate			0.483	0.469	0.490	0.518	0.509	0.518	0.509			0.500	3.8
Di-n-octylphthalate			1.076	1.074	1.139	1.207	1.165	1.207	1.201			1.153	5.1
3,3'-dichlorobenzidine			0.412	0.406	0.365	0.380	0.360	0.343	0.335			0.372	8.0
% 2-Fluorophenol			1.244	1.248	1.245	1.317	1.272	1.277	1.273			1.268	2.0
% Phenol-d5			1.493	1.507	1.529	1.604	1.518	1.520	1.540			1.530	2.3
% Nitrobenzene-d5			1.378	1.292	1.316	1.348	1.282	1.275	1.291			1.312	2.9
% 2-Fluorobiphenyl			1.472	1.385	1.366	1.414	1.368	1.386	1.338			1.390	3.1
% 2,4,6-Tribromophenol			0.051	0.054	0.056	0.055	0.056	0.059	0.058			0.055	4.5
% Terphenyl-d14			0.956	0.936	0.929	0.975	0.933	0.937	0.935			0.943	1.8

* The minimum RRF was not met for this compound. (#) The maximum %RSD was not met for this compound

Method Path : H:\SV2017\CHEM06\METHODS\
Method File : SPLIT_0724.M
Title : Semivolatiles by GC/MS - EPA Method 625/8270
Last Update : Thu Apr 20 08:46:54 2017
Response Via : Initial Calibration

Calibration Files (Note: Curves (l,lf,q,qf) display calculated conc and corr. coefficient.)
3.5 =0724_08.D 10 =0724_07.D 20 =0724_06.D 30 =0724_02.D 100 =0724_03.D 50 =0724_05.D 70 =0724_04.D 1 =0724_09.D 1B =0724_17.D
3.5B=0724_16.D 10B =0724_15.D 20B =0724_14.D 50B =0724_13.D 70B =0724_12.D 100B=0724_11.D 30B =0724_10.D

	Compound	3.5	10	20	30	100	50	70	1	1B	3.5B	10B	20B	50B	70B	100B	30B	Avg	%RSD
1)	ISTD1,4-Dichlorobenzen...	----------	ISTD	----------															
3)	T Pyridine	1.188	1.170	1.194	1.238	1.164	1.177	1.222										1.193	2.31
5)	SURR% 2-Fluorophenol	1.244	1.248	1.245	1.317	1.273	1.272	1.277										1.268	2.04
6)	SURR% Phenol-d5	1.493	1.507	1.529	1.604	1.540	1.518	1.520										1.530	2.34
7)	p Phenol	1.457	1.465	1.503	1.626	1.538	1.487	1.492	1.478									1.506	3.62
8)	p Bis(2-chloroet...	1.279	1.266	1.143	1.220	1.119	1.110	1.158	1.249									1.193	5.73
9)	T Aniline	1.511	1.588	1.962	2.073	1.887	1.877	1.849										1.821	11.02
10)	p 2-Chlorophenol	1.356	1.324	1.370	1.419	1.314	1.316	1.323	1.449									1.359	3.77
11)	T 1,3-Dichlorobe...	1.555	1.488	1.481	1.544	1.442	1.435	1.481	1.629									1.507	4.32
12)	1,4-Dichlorobe...	1.539	1.497	1.490	1.570	1.455	1.471	1.482	1.649									1.519	4.23
14)	T 1,2-Dichlorobe...	1.436	1.384	1.409	1.482	1.379	1.365	1.392	1.491									1.417	3.38
15)	p 2-Methylphenol...	1.113	1.015	1.030	1.082	1.005	1.003	0.983	1.214									1.056	7.35
16)	T Bis(2-chlorois...	1.466	1.376	1.393	1.395	1.307	1.348	1.338										1.375	3.73
17)	p N-Nitrosodi-n-...	0.881	0.804	0.856	0.876	0.830	0.827	0.815										0.841	3.59
18)	p 3&4-Methylphen...	1.428	1.345	1.426	1.548	1.421	1.356	1.399										1.417	4.69
19)	p Acetophenone	1.823	1.662	1.741	1.839	1.700	1.661	1.662										1.727	4.45
21)	SURR% Nitrobenzene-d5	1.378	1.292	1.316	1.348	1.291	1.282	1.275										1.312	2.93
23)	ISTDNaphthalene-d8	----------	ISTD	----------															
24)	p Isophorone	0.636	0.579	0.583	0.576	0.470	0.531	0.512										0.555	9.87
25)	p 2-Nitrophenol	0.072	0.062	0.061	0.060	0.049	0.057	0.054	0.071									0.061#	13.03
26)	p 2,4-Dimethylph...	0.321	0.296	0.284	0.290	0.226	0.259	0.244	0.312									0.279	11.89
27)	p Bis(2-chloroet...	0.382	0.354	0.348	0.357	0.285	0.321	0.313										0.337	9.72
28)	T Benzoic Acid		0.180	0.222	0.222	0.206	0.205	0.200										0.206	7.49
29)	p 2,4-Dichloroph...	0.258	0.268	0.265	0.275	0.222	0.245	0.232	0.261									0.253	7.30
30)	T 1,2,4-Trichlor...	0.315	0.306	0.299	0.300	0.246	0.279	0.267										0.287	8.47
33)	p Naphthalene	1.045	0.986	0.935	0.958	0.757	0.849	0.814										0.906	11.32
34)	p 4-Chloroaniline	0.098	0.093	0.107	0.111	0.089	0.098	0.092	0.106									0.099	8.08
37)	p 4-Chloro-3-met...	0.261	0.259	0.256	0.274	0.218	0.235	0.224	0.282									0.251	9.16
38)	p 2-Methylnaphth...	0.708	0.686	0.670	0.682	0.557	0.615	0.589										0.644	8.83
39)	p Hexachlorocycl...	0.172	0.169	0.193	0.212	0.187	0.188	0.189										0.187	7.64
41)	ISTDAcenaphthene-d10	----------	ISTD	----------															
42)	p 2,4,6-Trichlor...	0.370	0.361	0.362	0.385	0.379	0.364	0.376	0.333									0.366	4.39
43)	p 2,4,5-Trichlor...	0.383	0.379	0.366	0.409	0.394	0.387	0.392	0.375									0.386	3.44
44)	SURR% 2-Fluorobiph...	1.472	1.385	1.366	1.414	1.338	1.368	1.386										1.390	3.08
45)	p 2-Chloronaphth...	1.219	1.183	1.141	1.203	1.143	1.163	1.160										1.173	2.55
46)	p 4-Nitroaniline	0.330	0.312	0.311	0.319	0.313	0.311	0.313										0.316	2.17
48)	p Dimethylphthalate	1.335	1.246	1.261	1.335	1.272	1.266	1.278										1.285	2.78
49)	p 2,6-Dinitrotol...	0.268	0.276	0.288	0.305	0.306	0.293	0.304										0.291	5.13
51)	p 3-Nitroaniline	0.312	0.296	0.285	0.273	0.289	0.288	0.286										0.290	4.10
52)	p Acenaphthene	1.168	1.085	1.067	1.124	1.081	1.065	1.092										1.097	3.36
53)	P 2,4-Dinitrophenol	0.038	0.065	0.128	0.161	0.195	0.153	0.178	0.006									0.116	60.76
54)	p Dibenzofuran	1.720	1.613	1.602	1.667	1.601	1.588	1.599										1.627	2.98

Method Path : H:\SV2017\CHEM06\METHODS\
Method File : SPLIT_0724.M
Title : Semivolatiles by GC/MS - EPA Method 625/8270

| | | |

Quantitation Report (QT Reviewed)

Data Path : H:\SV2017\CHEM06\07JUL\24\
Data File : 0724_02.D
Acq On : 24 Jul 2017 8:32 am
Operator :
Client ID : ICAL 30
Lab ID : 30PPM 8270;MIX A
ALS Vial : 2 Sample Multiplier: 1

Quant Time: Aug 01 10:44:44 2017
Quant Method : H:\SV2017\CHEM06\METHODS\SPLIT_0724.M
Quant Title : Semivolatiles by GC/MS - EPA Method 625/8270
QLast Update : Fri Jul 21 10:21:03 2017
Response via : Initial Calibration

Compound	R.T.	QIon	Response	Conc	Units	Dev(Min)
Internal Standards						
1) 1,4-Dichlorobenzene-d4	3.524	152	199803	40.000	ng	0.00
23) Naphthalene-d8	4.547	136	811579	40.000	ng	0.00
41) Acenaphthene-d10	6.063	164	420134	40.000	ng	0.00
65) Phenanthrene-d10	7.343	188	767324	40.000	ng	0.00
81) Chrysene-d12	10.164	240	797866	40.000	ng	0.00
88) Perylene-d12	13.166	264	884083	40.000	ng	0.00
System Monitoring Compounds						
5) % 2-Fluorophenol	2.655	112	197313	29.216	ng	0.00
Spiked Amount 75.000	Range 30 - 130		Recovery = 38.96%			
6) % Phenol-d5	3.272	99	240329	28.609	ng	0.00
Spiked Amount 75.000	Range 30 - 130		Recovery = 38.15%			
21) % Nitrobenzene-d5	3.977	82	202026	28.186	ng	0.00
Spiked Amount 50.000	Range 30 - 130		Recovery = 56.38%			
44) % 2-Fluorobiphenyl	5.469	172	445463	29.294	ng	0.00
Spiked Amount 50.000	Range 30 - 130		Recovery = 58.58%			
66) % 2,4,6-Tribromophenol	6.756	62	31387	27.030	ng	0.00
Spiked Amount 75.000	Range 30 - 130		Recovery = 36.04%			
80) % Terphenyl-d14	8.789	244	561096	30.898	ng	0.00
Spiked Amount 50.000			Recovery = 61.80%			
Target Compounds						Qvalue
3) Pyridine	1.961	79	185507	21.382	ng	97
7) Phenol	3.278	94	243644	29.189	ng	99
8) Bis(2-chloroethyl)ether	3.342	93	182830	26.583	ng	87
9) Aniline	3.313	93	310597	29.073	ng	98
10) 2-Chlorophenol	3.395	128	212663	30.666	ng	97
11) 1,3-Dichlorobenzene	3.501	146	231363	29.404	ng	99
12) 1,4-Dichlorobenzene	3.536	146	235293	30.434	ng	99
14) 1,2-Dichlorobenzene	3.683	146	222132	30.168	ng	99
15) 2-Methylphenol (o-cresol)	3.730	107	162083	29.135	ng	97
16) Bis(2-chloroisopropyl)...	3.748	45	209104	25.374	ng	95
17) N-Nitrosodi-n-propylamine	3.859	70	131276	26.899	ng	99
18) 3&4-Methylphenol (m&p-...	3.836	107	231907	29.517	ng	98
19) Acetophenone	3.848	105	275570	29.478	ng	98
24) Isophorone	4.171	82	350560	28.276	ng	98
25) 2-Nitrophenol	4.247	81	36588	30.539	ng	97
26) 2,4-Dimethylphenol	4.265	107	176469	30.519	ng	99
27) Bis(2-chloroethoxy)met...	4.347	93	217239	28.569	ng	98
28) Benzoic Acid	4.347	105	135062	37.215	ng	96
29) 2,4-Dichlorophenol	4.435	162	167589	33.611	ng	97
30) 1,2,4-Trichlorobenzene	4.511	180	182501	32.467	ng	98
33) Naphthalene	4.564	128	582922	30.344	ng	99
34) 4-Chloroaniline	4.623	65	67447	31.806	ng	95
37) 4-Chloro-3-methylphenol	5.029	107	166762	33.752	ng	98
38) 2-Methylnaphthalene	5.146	142	414954	31.083	ng	98
39) Hexachlorocyclopentadiene	5.334	237	128960	36.576	ng	100
42) 2,4,6-Trichlorophenol	5.410	196	121280	33.139	ng	96
43) 2,4,5-Trichlorophenol	5.446	196	129030	34.856	ng	93
45) 2-Chloronaphthalene	5.563	162	378969	30.293	ng	99
46) 4-Nitroaniline	5.681	65	100641	27.382	ng	94
48) Dimethylphthalate	5.851	163	420703	30.686	ng	100
49) 2,6-Dinitrotoluene	5.922	165	96231	31.402	ng	89
51) 3-Nitroaniline	6.045	138	86028	29.894	ng	93
52) Acenaphthene	6.092	154	354112	28.726	ng	99
53) 2,4-Dinitrophenol	6.133	184	50798	37.714	ng	95
54) Dibenzofuran	6.227	168	525335	30.110	ng	98
55) 2,4-Dinitrotoluene	6.262	165	125647	32.211	ng	94
56) 4-Nitrophenol	6.186	65	71683m	286.211	ng	
58) Diethyl phthalate	6.462	149	401734	30.442	ng	100
59) Fluorene	6.527	166	438696	29.926	ng	99
60) 4-Chlorophenyl phenyl ...	6.521	204	209337	31.755	ng	98

Quantitation Report (QT Reviewed)

Data Path : H:\SV2017\CHEM06\07JUL\24\
Data File : 0724_02.D
Acq On : 24 Jul 2017 8:32 am
Operator :
Client ID : ICAL 30
Lab ID : 30PPM 8270;MIX A
ALS Vial : 2 Sample Multiplier: 1

Quant Time: Aug 01 10:44:44 2017
Quant Method : H:\SV2017\CHEM06\METHODS\SPLIT_0724.M
Quant Title : Semivolatiles by GC/MS - EPA Method 625/8270
QLast Update : Fri Jul 21 10:21:03 2017
Response via : Initial Calibration

Compound	R.T.	QIon	Response	Conc	Units	Dev(Min)
61) 2-Nitroaniline	6.580	108	33933	23.487	ng	92
62) 4,6-Dinitro-2-methylph...	6.615	198	69670	35.125	ng	97
63) N-Nitrosodiphenylamine	6.633	169	306538	30.538	ng	97
64) Azobenzene	6.656	77	444382	28.226	ng	99
67) 4-Bromophenyl phenyl e...	6.944	248	141747	30.915	ng	95
73) Anthracene	7.402	178	631495	29.452	ng	100
74) Carbazole	7.549	167	563651	28.112	ng	99
75) Di-n-butylphthalate	7.872	149	700786	28.970	ng	99
77) Fluoranthene	8.419	202	689993	29.175	ng	99
79) Pyrene	8.636	202	701230	29.203	ng	99
82) Benzyl butyl phthalate	9.376	149	310226	28.806	ng	93
86) Di-n-octylphthalate	11.445	149	722475	28.953	ng	99
87) 3,3'-dichlorobenzidine	10.123	252	227260	36.114	ng	99

(#)out of range (m)manual integration reviewed by analyst (+)signals summed

Quantitation Report (QT Reviewed)

Data Path : H:\SV2017\CHEM06\07JUL\24\
Data File : 0724_02.D
Acq On : 24 Jul 2017 8:32 am
Operator :
Client ID : ICAL 30
Lab ID : 30PPM 8270;MIX A
ALS Vial : 2 Sample Multiplier: 1

Quant Time: Aug 01 10:44:44 2017
Quant Method : H:\SV2017\CHEM06\METHODS\SPLIT_0724.M
Quant Title : Semivolatiles by GC/MS - EPA Method 625/8270
QLast Update : Fri Jul 21 10:21:03 2017
Response via : Initial Calibration

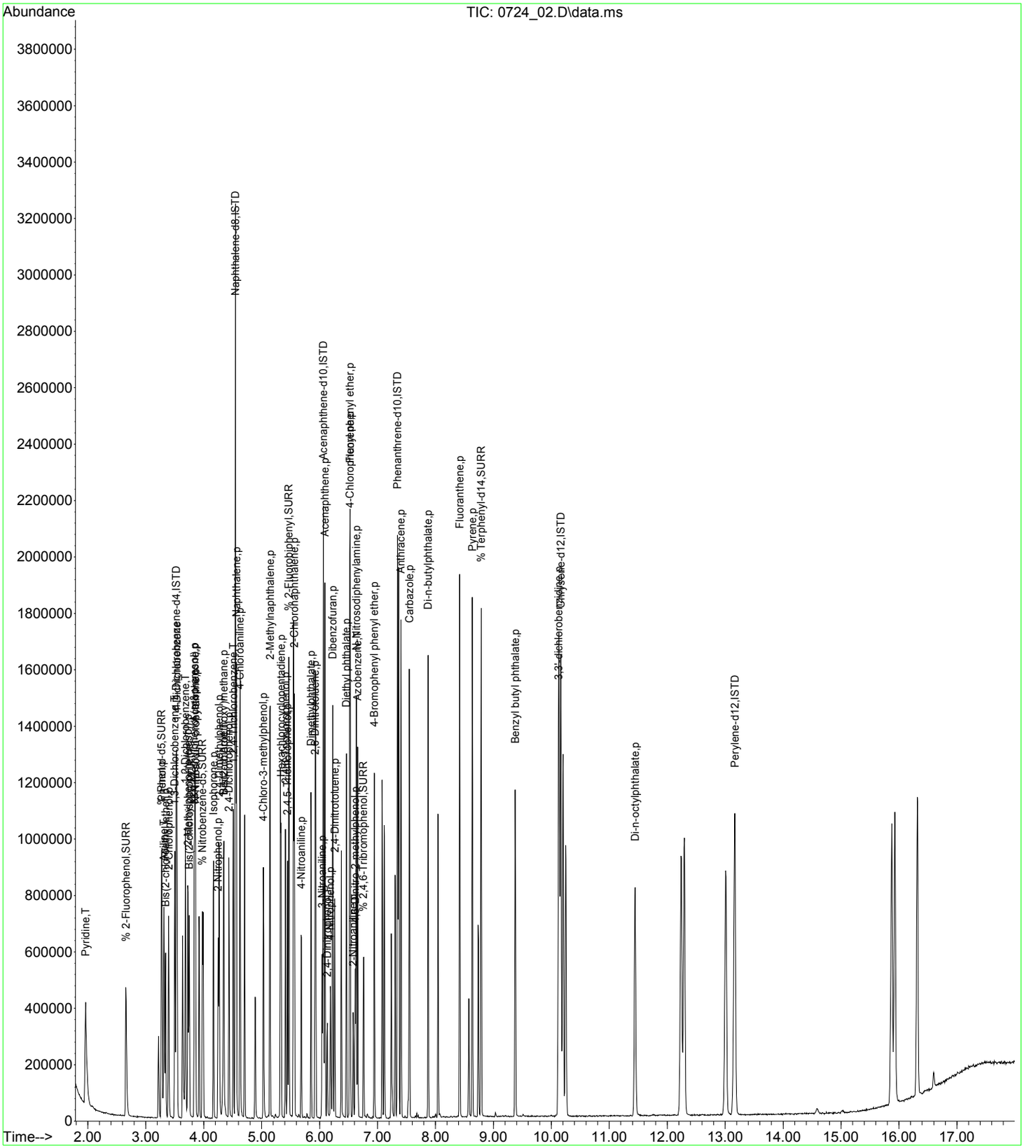

Quantitation Report (QT Reviewed)

Data Path : H:\SV2017\CHEM06\07JUL\24\
Data File : 0724_03.D
Acq On : 24 Jul 2017 11:13 am
Operator :
Client ID : ICAL 100
Lab ID : 100PPM 8270;MIX A
ALS Vial : 3 Sample Multiplier: 1

Quant Time: Aug 01 10:44:54 2017
Quant Method : H:\SV2017\CHEM06\METHODS\SPLIT_0724.M
Quant Title : Semivolatiles by GC/MS - EPA Method 625/8270
QLast Update : Mon Jul 24 14:18:36 2017
Response via : Initial Calibration

Compound	R.T.	QIon	Response	Conc	Units	Dev(Min)
Internal Standards						
1) 1,4-Dichlorobenzene-d4	3.524	152	184737	40.000	ng	0.00
23) Naphthalene-d8	4.546	136	883172	40.000	ng	0.00
41) Acenaphthene-d10	6.068	164	386383	40.000	ng	0.00
65) Phenanthrene-d10	7.349	188	682484	40.000	ng	0.00
81) Chrysene-d12	10.175	240	704801	40.000	ng	0.01
88) Perylene-d12	13.184	264	775978	40.000	ng	0.02
System Monitoring Compounds						
5) % 2-Fluorophenol	2.655	112	587811	96.661	ng	0.00
Spiked Amount 75.000	Range 30 - 130		Recovery = 128.88%			
6) % Phenol-d5	3.271	99	711271	96.028	ng	0.00
Spiked Amount 75.000	Range 30 - 130		Recovery = 128.04%			
21) % Nitrobenzene-d5	3.977	82	596080	95.734	ng	0.00
Spiked Amount 50.000	Range 30 - 130		Recovery = 191.46%#			
44) % 2-Fluorobiphenyl	5.475	172	1292920	94.678	ng	0.00
Spiked Amount 50.000	Range 30 - 130		Recovery = 189.36%#			
66) % 2,4,6-Tribromophenol	6.762	62	98426	105.771	ng	0.00
Spiked Amount 75.000	Range 30 - 130		Recovery = 141.03%#			
80) % Terphenyl-d14	8.794	244	1595880	95.934	ng	0.00
Spiked Amount 50.000			Recovery = 191.86%			
Target Compounds						Qvalue
3) Pyridine	1.955	79	537523	94.017	ng	97
7) Phenol	3.277	94	710289	94.591	ng	99
8) Bis(2-chloroethyl)ether	3.342	93	516780	91.712	ng	100
9) Aniline	3.313	93	871593	91.051	ng	99
10) 2-Chlorophenol	3.395	128	606667	92.561	ng	99
11) 1,3-Dichlorobenzene	3.501	146	666106	93.415	ng	98
12) 1,4-Dichlorobenzene	3.536	146	672175	92.692	ng	99
14) 1,2-Dichlorobenzene	3.683	146	636773	93.013	ng	98
15) 2-Methylphenol (o-cresol)	3.730	107	464318	92.950	ng	99
16) Bis(2-chloroisopropyl)...	3.747	45	603559	93.654	ng	100
17) N-Nitrosodi-n-propylamine	3.865	70	383495	94.786	ng	98
18) 3&4-Methylphenol (m&p-...	3.841	107	656195	91.810	ng	98
19) Acetophenone	3.853	105	785092	92.440	ng	99
24) Isophorone	4.170	82	1037734	81.608	ng	100
25) 2-Nitrophenol	4.247	81	107408	80.929	ng	95
26) 2,4-Dimethylphenol	4.270	107	498565	77.886	ng	100
27) Bis(2-chloroethoxy)met...	4.347	93	629198	79.847	ng	100
28) Benzoic Acid	4.382	105	454837	92.839	ng	97
29) 2,4-Dichlorophenol	4.441	162	490843	80.743	ng	99
30) 1,2,4-Trichlorobenzene	4.511	180	543859	82.154	ng	99
33) Naphthalene	4.564	128	1671319	79.042	ng	99
34) 4-Chloroaniline	4.629	65	195529	79.920	ng	98
37) 4-Chloro-3-methylphenol	5.034	107	481776	79.644	ng	99
38) 2-Methylnaphthalene	5.146	142	1229903	81.710	ng	99
39) Hexachlorocyclopentadiene	5.340	237	412403	88.160	ng	98
42) 2,4,6-Trichlorophenol	5.416	196	366061	98.459	ng	99
43) 2,4,5-Trichlorophenol	5.451	196	380832	96.279	ng	98
45) 2-Chloronaphthalene	5.569	162	1103990	95.028	ng	99
46) 4-Nitroaniline	5.686	65	302802	98.147	ng	99
48) Dimethylphthalate	5.857	163	1228866	95.284	ng	100
49) 2,6-Dinitrotoluene	5.927	165	295192	100.065	ng	97
51) 3-Nitroaniline	6.051	138	279233	105.881	ng	97
52) Acenaphthene	6.098	154	1044538	96.222	ng	99
53) 2,4-Dinitrophenol	6.139	184	188479	121.034	ng	97
54) Dibenzofuran	6.233	168	1546142	96.007	ng	100
55) 2,4-Dinitrotoluene	6.268	165	392270	101.841	ng	97
56) 4-Nitrophenol	6.197	65	227189m	1439.593	ng	
58) Diethyl phthalate	6.468	149	1190487	96.667	ng	99
59) Fluorene	6.532	166	1273737	94.712	ng	99
60) 4-Chlorophenyl phenyl ...	6.527	204	609858	95.033	ng	100

Quantitation Report (QT Reviewed)

Data Path : H:\SV2017\CHEM06\07JUL\24\
Data File : 0724_03.D
Acq On : 24 Jul 2017 11:13 am
Operator :
Client ID : ICAL 100
Lab ID : 100PPM 8270;MIX A
ALS Vial : 3 Sample Multiplier: 1

Quant Time: Aug 01 10:44:54 2017
Quant Method : H:\SV2017\CHEM06\METHODS\SPLIT_0724.M
Quant Title : Semivolatiles by GC/MS - EPA Method 625/8270
QLast Update : Mon Jul 24 14:18:36 2017
Response via : Initial Calibration

Compound	R.T.	QIon	Response	Conc	Units	Dev(Min)
61) 2-Nitroaniline	6.591	108	130692	125.637	ng	95
62) 4,6-Dinitro-2-methylph...	6.626	198	243487	114.004	ng	98
63) N-Nitrosodiphenylamine	6.638	169	913536	97.215	ng	100
64) Azobenzene	6.662	77	1268514	93.117	ng	99
67) 4-Bromophenyl phenyl e...	6.950	248	422276	100.482	ng	99
73) Anthracene	7.414	178	1784900	95.335	ng	99
74) Carbazole	7.555	167	1647862	98.609	ng	99
75) Di-n-butylphthalate	7.878	149	2016427	97.052	ng	99
77) Fluoranthene	8.424	202	2021818	98.834	ng	99
79) Pyrene	8.648	202	2010753	96.718	ng	99
82) Benzyl butyl phthalate	9.388	149	897279	98.228	ng	100
86) Di-n-octylphthalate	11.462	149	2116566	99.493	ng	100
87) 3,3'-dichlorobenzidine	10.140	252	591125	88.337	ng	100

(#)out of range (m)manual integration reviewed by analyst (+)signals summed

Quantitation Report (QT Reviewed)

Data Path : H:\SV2017\CHEM06\07JUL\24\
Data File : 0724_03.D
Acq On : 24 Jul 2017 11:13 am
Operator :
Client ID : ICAL 100
Lab ID : 100PPM 8270;MIX A
ALS Vial : 3 Sample Multiplier: 1

Quant Time: Aug 01 10:44:54 2017
Quant Method : H:\SV2017\CHEM06\METHODS\SPLIT_0724.M
Quant Title : Semivolatiles by GC/MS - EPA Method 625/8270
QLast Update : Mon Jul 24 14:18:36 2017
Response via : Initial Calibration

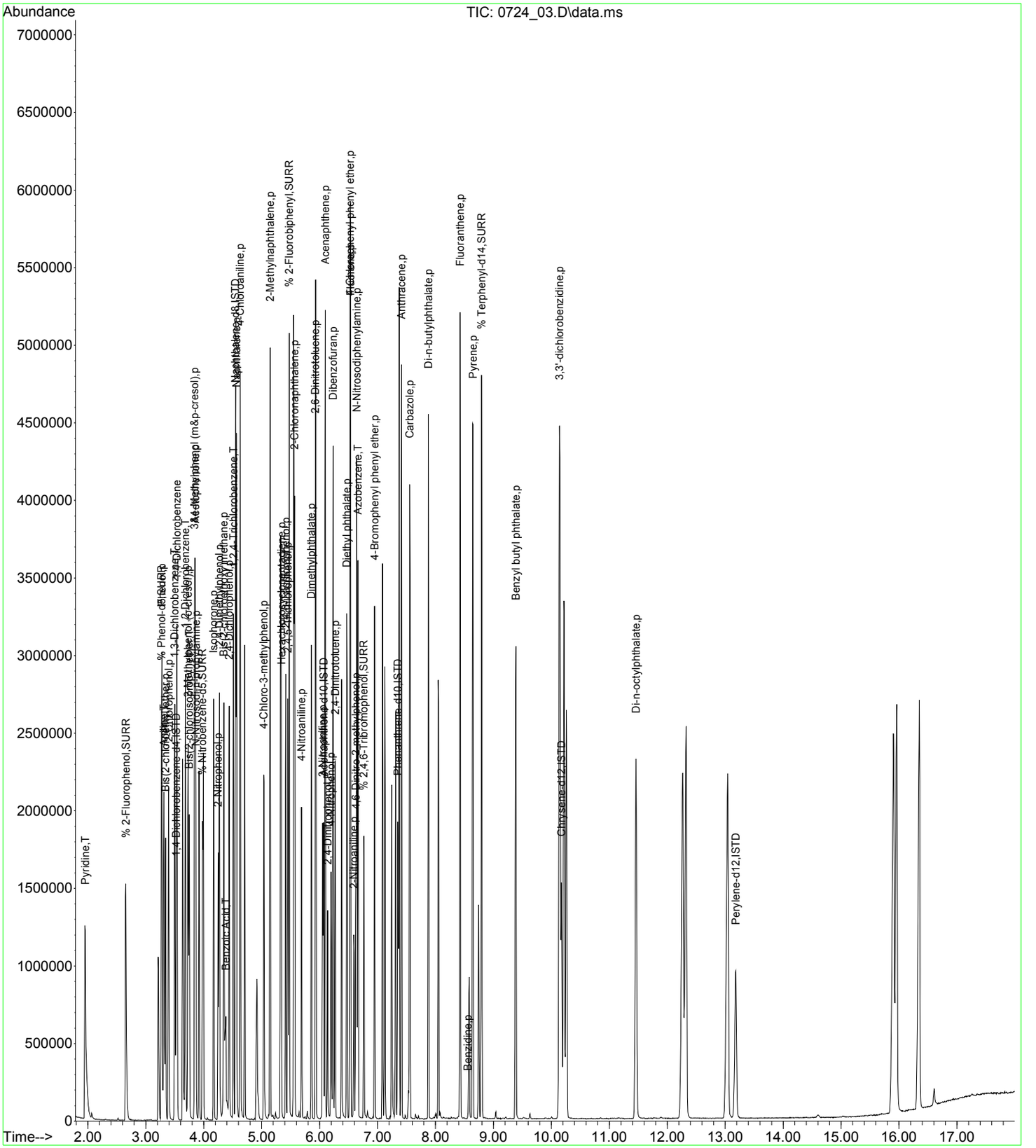

Quantitation Report (QT Reviewed)

Data Path : H:\SV2017\CHEM06\07JUL\24\
Data File : 0724_04.D
Acq On : 24 Jul 2017 11:36 am
Operator :
Client ID : ICAL 70
Lab ID : 70PPM 8270;MIX A
ALS Vial : 4 Sample Multiplier: 1

Quant Time: Aug 01 10:45:01 2017
Quant Method : H:\SV2017\CHEM06\METHODS\SPLIT_0724.M
Quant Title : Semivolatiles by GC/MS - EPA Method 625/8270
QLast Update : Mon Jul 24 14:18:58 2017
Response via : Initial Calibration

Compound	R.T.	QIon	Response	Conc	Units	Dev(Min)
Internal Standards						
1) 1,4-Dichlorobenzene-d4	3.524	152	178654	40.000	ng	0.00
23) Naphthalene-d8	4.547	136	763598	40.000	ng	0.00
41) Acenaphthene-d10	6.063	164	343411	40.000	ng	0.00
65) Phenanthrene-d10	7.349	188	595475	40.000	ng	0.00
81) Chrysene-d12	10.164	240	603084	40.000	ng	0.00
88) Perylene-d12	13.166	264	641622	40.000	ng	0.00
System Monitoring Compounds						
5) % 2-Fluorophenol	2.661	112	399301	69.051	ng	0.00
Spiked Amount 75.000	Range 30 - 130		Recovery = 92.07%			
6) % Phenol-d5	3.272	99	475072	67.667	ng	0.00
Spiked Amount 75.000	Range 30 - 130		Recovery = 90.23%			
21) % Nitrobenzene-d5	3.977	82	398752	67.666	ng	0.00
Spiked Amount 50.000	Range 30 - 130		Recovery = 135.34%#			
44) % 2-Fluorobiphenyl	5.475	172	832690	70.482	ng	0.00
Spiked Amount 50.000	Range 30 - 130		Recovery = 140.96%#			
66) % 2,4,6-Tribromophenol	6.756	62	61413	73.518	ng	0.00
Spiked Amount 75.000	Range 30 - 130		Recovery = 98.03%			
80) % Terphenyl-d14	8.789	244	976240	68.656	ng	0.00
Spiked Amount 50.000			Recovery = 137.32%			
Target Compounds						Qvalue
3) Pyridine	1.961	79	382174	71.253	ng	99
7) Phenol	3.278	94	466512	66.028	ng	99
8) Bis(2-chloroethyl)ether	3.342	93	361932	69.290	ng	100
9) Aniline	3.313	93	577987	65.360	ng	99
10) 2-Chlorophenol	3.395	128	413616	67.776	ng	100
11) 1,3-Dichlorobenzene	3.501	146	462873	69.409	ng	98
12) 1,4-Dichlorobenzene	3.536	146	463480	68.596	ng	99
14) 1,2-Dichlorobenzene	3.683	146	435191	68.112	ng	99
15) 2-Methylphenol (o-cresol)	3.730	107	307180	65.910	ng	99
16) Bis(2-chloroisopropyl)...	3.753	45	418347	69.325	ng	99
17) N-Nitrosodi-n-propylamine	3.865	70	254688	66.835	ng	100
18) 3&4-Methylphenol (m&p-...	3.842	107	437308	65.970	ng	99
19) Acetophenone	3.853	105	519633	65.752	ng	99
24) Isophorone	4.171	82	683767	68.490	ng	99
25) 2-Nitrophenol	4.247	81	72716	70.049	ng	94
26) 2,4-Dimethylphenol	4.265	107	326355	66.297	ng	99
27) Bis(2-chloroethoxy)met...	4.347	93	418138	68.249	ng	99
28) Benzoic Acid	4.365	105	266612	65.278	ng	97
29) 2,4-Dichlorophenol	4.435	162	309469	65.152	ng	98
30) 1,2,4-Trichlorobenzene	4.511	180	357205	68.522	ng	99
33) Naphthalene	4.564	128	1087865	66.470	ng	99
34) 4-Chloroaniline	4.623	65	123453	64.875	ng	97
37) 4-Chloro-3-methylphenol	5.034	107	299236	63.697	ng	98
38) 2-Methylnaphthalene	5.146	142	787598	66.610	ng	99
39) Hexachlorocyclopentadiene	5.334	237	252744	66.422	ng	100
42) 2,4,6-Trichlorophenol	5.410	196	226213	68.989	ng	99
43) 2,4,5-Trichlorophenol	5.446	196	235527	68.265	ng	98
45) 2-Chloronaphthalene	5.563	162	697384	69.262	ng	99
46) 4-Nitroaniline	5.687	65	188383	69.343	ng	98
48) Dimethylphthalate	5.857	163	768167	68.634	ng	99
49) 2,6-Dinitrotoluene	5.922	165	182811	69.701	ng	99
51) 3-Nitroaniline	6.045	138	172069	71.313	ng	99
52) Acenaphthene	6.092	154	656375	69.341	ng	100
53) 2,4-Dinitrophenol	6.133	184	107207	70.088	ng	100
54) Dibenzofuran	6.227	168	961082	68.514	ng	100
55) 2,4-Dinitrotoluene	6.262	165	237483	68.738	ng	99
56) 4-Nitrophenol	6.192	65	140634m	981.086	ng	
58) Diethyl phthalate	6.468	149	743399	69.068	ng	99
59) Fluorene	6.527	166	804582	69.141	ng	99
60) 4-Chlorophenyl phenyl ...	6.521	204	382696	68.806	ng	99

Quantitation Report (QT Reviewed)

Data Path : H:\SV2017\CHEM06\07JUL\24\
Data File : 0724_04.D
Acq On : 24 Jul 2017 11:36 am
Operator :
Client ID : ICAL 70
Lab ID : 70PPM 8270;MIX A
ALS Vial : 4 Sample Multiplier: 1

Quant Time: Aug 01 10:45:01 2017
Quant Method : H:\SV2017\CHEM06\METHODS\SPLIT_0724.M
Quant Title : Semivolatiles by GC/MS - EPA Method 625/8270
QLast Update : Mon Jul 24 14:18:58 2017
Response via : Initial Calibration

Compound	R.T.	QIon	Response	Conc	Units	Dev(Min)
61) 2-Nitroaniline	6.586	108	79513	76.231	ng	92
62) 4,6-Dinitro-2-methylph...	6.621	198	142753	70.282	ng	97
63) N-Nitrosodiphenylamine	6.633	169	561555	68.186	ng	98
64) Azobenzene	6.656	77	815117	69.722	ng	99
67) 4-Bromophenyl phenyl e...	6.944	248	255057	69.393	ng	99
73) Anthracene	7.408	178	1113883	69.816	ng	99
74) Carbazole	7.555	167	1022889	70.646	ng	99
75) Di-n-butylphthalate	7.878	149	1256496	70.350	ng	100
77) Fluoranthene	8.419	202	1261572	71.096	ng	100
79) Pyrene	8.636	202	1234849	69.211	ng	99
82) Benzyl butyl phthalate	9.376	149	546700	70.568	ng	99
86) Di-n-octylphthalate	11.451	149	1273751	70.151	ng	100
87) 3,3'-dichlorobenzidine	10.129	252	361536	67.050	ng	99

(#)out of range (m)manual integration reviewed by analyst (+)signals summed

Quantitation Report (QT Reviewed)

Data Path : H:\SV2017\CHEM06\07JUL\24\
Data File : 0724_04.D
Acq On : 24 Jul 2017 11:36 am
Operator :
Client ID : ICAL 70
Lab ID : 70PPM 8270;MIX A
ALS Vial : 4 Sample Multiplier: 1

Quant Time: Aug 01 10:45:01 2017
Quant Method : H:\SV2017\CHEM06\METHODS\SPLIT_0724.M
Quant Title : Semivolatiles by GC/MS - EPA Method 625/8270
QLast Update : Mon Jul 24 14:18:58 2017
Response via : Initial Calibration



Quantitation Report (QT Reviewed)

Data Path : H:\SV2017\CHEM06\07JUL\24\
Data File : 0724_05.D
Acq On : 24 Jul 2017 11:59 am
Operator :
Client ID : ICAL 50
Lab ID : 50PPM 8270;MIX A
ALS Vial : 5 Sample Multiplier: 1

Quant Time: Aug 01 10:45:08 2017
Quant Method : H:\SV2017\CHEM06\METHODS\SPLIT_0724.M
Quant Title : Semivolatiles by GC/MS - EPA Method 625/8270
QLast Update : Mon Jul 24 14:19:23 2017
Response via : Initial Calibration

Compound	R.T.	QIon	Response	Conc	Units	Dev(Min)
Internal Standards						
1) 1,4-Dichlorobenzene-d4	3.524	152	168814	40.000	ng	0.00
23) Naphthalene-d8	4.547	136	692261	40.000	ng	0.00
41) Acenaphthene-d10	6.063	164	328946	40.000	ng	0.00
65) Phenanthrene-d10	7.343	188	581374	40.000	ng	0.00
81) Chrysene-d12	10.164	240	600252	40.000	ng	0.00
88) Perylene-d12	13.160	264	651466	40.000	ng	0.00
System Monitoring Compounds						
5) % 2-Fluorophenol	2.655	112	268384	49.340	ng	0.00
Spiked Amount 75.000	Range 30 - 130		Recovery =	65.79%		
6) % Phenol-d5	3.266	99	320367	48.834	ng	0.00
Spiked Amount 75.000	Range 30 - 130		Recovery =	65.11%		
21) % Nitrobenzene-d5	3.977	82	270528	49.129	ng	0.00
Spiked Amount 50.000	Range 30 - 130		Recovery =	98.26%		
44) % 2-Fluorobiphenyl	5.469	172	562655	49.606	ng	0.00
Spiked Amount 50.000	Range 30 - 130		Recovery =	99.22%		
66) % 2,4,6-Tribromophenol	6.756	62	40551	48.902	ng	0.00
Spiked Amount 75.000	Range 30 - 130		Recovery =	65.20%		
80) % Terphenyl-d14	8.789	244	677765	49.136	ng	0.00
Spiked Amount 50.000			Recovery =	98.28%		
Target Compounds						Qvalue
3) Pyridine	1.955	79	248309	48.703	ng	99
7) Phenol	3.277	94	313874	47.920	ng	98
8) Bis(2-chloroethyl)ether	3.342	93	234127	47.596	ng	99
9) Aniline	3.313	93	396157	48.481	ng	99
10) 2-Chlorophenol	3.395	128	277733	48.678	ng	99
11) 1,3-Dichlorobenzene	3.501	146	302728	48.177	ng	99
12) 1,4-Dichlorobenzene	3.536	146	310480	48.957	ng	99
14) 1,2-Dichlorobenzene	3.683	146	288067	48.146	ng	99
15) 2-Methylphenol (o-cresol)	3.724	107	211652	49.015	ng	98
16) Bis(2-chloroisopropyl)...	3.748	45	284449	50.045	ng	99
17) N-Nitrosodi-n-propylamine	3.859	70	174608	49.233	ng	100
18) 3&4-Methylphenol (m&p-...	3.836	107	286203	46.586	ng	98
19) Acetophenone	3.847	105	350576	47.915	ng	100
24) Isophorone	4.171	82	459243	51.108	ng	100
25) 2-Nitrophenol	4.247	81	49064	52.123	ng	95
26) 2,4-Dimethylphenol	4.265	107	223919	51.076	ng	99
27) Bis(2-chloroethoxy)met...	4.347	93	277369	50.358	ng	99
28) Benzoic Acid	4.353	105	177613	49.072	ng	97
29) 2,4-Dichlorophenol	4.435	162	212433	50.498	ng	100
30) 1,2,4-Trichlorobenzene	4.511	180	241185	51.396	ng	100
33) Naphthalene	4.564	128	734774	50.369	ng	99
34) 4-Chloroaniline	4.623	65	85175	50.607	ng	96
37) 4-Chloro-3-methylphenol	5.028	107	203764	49.325	ng	98
38) 2-Methylnaphthalene	5.146	142	532140	50.457	ng	98
39) Hexachlorocyclopentadiene	5.334	237	162666	47.972	ng	99
42) 2,4,6-Trichlorophenol	5.410	196	149679	47.886	ng	99
43) 2,4,5-Trichlorophenol	5.446	196	158975	48.504	ng	98
45) 2-Chloronaphthalene	5.563	162	478122	49.749	ng	98
46) 4-Nitroaniline	5.681	65	128061	49.366	ng	97
48) Dimethylphthalate	5.851	163	520587	48.876	ng	99
49) 2,6-Dinitrotoluene	5.921	165	120364	47.978	ng	96
51) 3-Nitroaniline	6.045	138	118499	50.952	ng	97
52) Acenaphthene	6.092	154	437833	48.440	ng	99
53) 2,4-Dinitrophenol	6.133	184	62819	42.857	ng	99
54) Dibenzofuran	6.227	168	652815	48.931	ng	100
55) 2,4-Dinitrotoluene	6.262	165	157662	47.929	ng	97
56) 4-Nitrophenol	6.186	65	93651m	661.341	ng	
58) Diethyl phthalate	6.462	149	494315	48.159	ng	100
59) Fluorene	6.527	166	549206	49.473	ng	100
60) 4-Chlorophenyl phenyl ...	6.521	204	254509	48.044	ng	99

Quantitation Report (QT Reviewed)

Data Path : H:\SV2017\CHEM06\07JUL\24\
Data File : 0724_05.D
Acq On : 24 Jul 2017 11:59 am
Operator :
Client ID : ICAL 50
Lab ID : 50PPM 8270;MIX A
ALS Vial : 5 Sample Multiplier: 1

Quant Time: Aug 01 10:45:08 2017
Quant Method : H:\SV2017\CHEM06\METHODS\SPLIT_0724.M
Quant Title : Semivolatiles by GC/MS - EPA Method 625/8270
QLast Update : Mon Jul 24 14:19:23 2017
Response via : Initial Calibration

Compound	R.T.	QIon	Response	Conc	Units	Dev(Min)
61) 2-Nitroaniline	6.580	108	52297	50.835	ng	92
62) 4,6-Dinitro-2-methylph...	6.615	198	91457	46.944	ng	99
63) N-Nitrosodiphenylamine	6.632	169	391132	50.013	ng	99
64) Azobenzene	6.656	77	553693	49.509	ng	99
67) 4-Bromophenyl phenyl e...	6.944	248	174585	48.792	ng	100
73) Anthracene	7.402	178	768636	49.388	ng	100
74) Carbazole	7.549	167	710692	50.120	ng	99
75) Di-n-butylphthalate	7.872	149	866173	49.590	ng	99
77) Fluoranthene	8.419	202	865009	49.671	ng	99
79) Pyrene	8.636	202	855551	49.300	ng	99
82) Benzyl butyl phthalate	9.376	149	382139	49.426	ng	99
86) Di-n-octylphthalate	11.445	149	874407	48.350	ng	100
87) 3,3'-dichlorobenzidine	10.128	252	269899	51.008	ng	99

(#)out of range (m)manual integration reviewed by analyst (+)signals summed

Quantitation Report (QT Reviewed)

Data Path : H:\SV2017\CHEM06\07JUL\24\
Data File : 0724_05.D
Acq On : 24 Jul 2017 11:59 am
Operator :
Client ID : ICAL 50
Lab ID : 50PPM 8270;MIX A
ALS Vial : 5 Sample Multiplier: 1

Quant Time: Aug 01 10:45:08 2017
Quant Method : H:\SV2017\CHEM06\METHODS\SPLIT_0724.M
Quant Title : Semivolatiles by GC/MS - EPA Method 625/8270
QLast Update : Mon Jul 24 14:19:23 2017
Response via : Initial Calibration

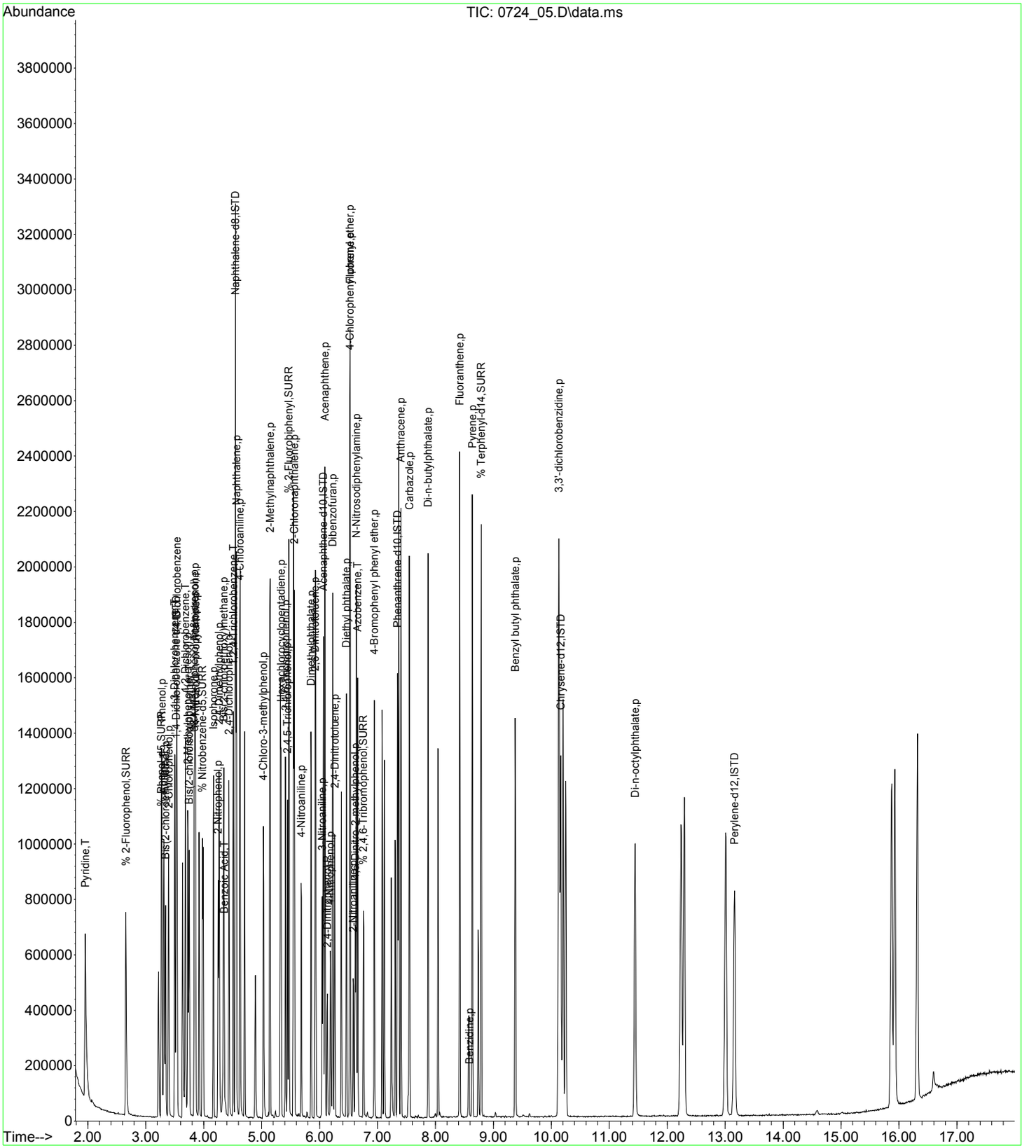

Quantitation Report (QT Reviewed)

Data Path : H:\SV2017\CHEM06\07JUL\24\
Data File : 0724_06.D
Acq On : 24 Jul 2017 12:23 pm
Operator :
Client ID : ICAL 20
Lab ID : 20PPM 8270;MIX A
ALS Vial : 6 Sample Multiplier: 1

Quant Time: Aug 01 10:45:19 2017
Quant Method : H:\SV2017\CHEM06\METHODS\SPLIT_0724.M
Quant Title : Semivolatiles by GC/MS - EPA Method 625/8270
QLast Update : Mon Jul 24 14:19:48 2017
Response via : Initial Calibration

Compound	R.T.	QIon	Response	Conc	Units	Dev(Min)
Internal Standards						
1) 1,4-Dichlorobenzene-d4	3.524	152	196738	40.000	ng	0.00
23) Naphthalene-d8	4.547	136	770174	40.000	ng	0.00
41) Acenaphthene-d10	6.062	164	398451	40.000	ng	0.00
65) Phenanthrene-d10	7.343	188	702715	40.000	ng	0.00
81) Chrysene-d12	10.158	240	730161	40.000	ng	0.00
88) Perylene-d12	13.160	264	786861	40.000	ng	0.00
System Monitoring Compounds						
5) % 2-Fluorophenol	2.655	112	122463	19.382	ng	0.00
Spiked Amount 75.000	Range 30 - 130		Recovery =	25.84%#		
6) % Phenol-d5	3.266	99	150425	19.790	ng	0.00
Spiked Amount 75.000	Range 30 - 130		Recovery =	26.39%#		
21) % Nitrobenzene-d5	3.977	82	129469	20.263	ng	0.00
Spiked Amount 50.000	Range 30 - 130		Recovery =	40.52%		
44) % 2-Fluorobiphenyl	5.469	172	272134	19.846	ng	0.00
Spiked Amount 50.000	Range 30 - 130		Recovery =	39.70%		
66) % 2,4,6-Tribromophenol	6.756	62	19562	19.625	ng	0.00
Spiked Amount 75.000	Range 30 - 130		Recovery =	26.16%#		
80) % Terphenyl-d14	8.789	244	326508	19.668	ng	0.00
Spiked Amount 50.000			Recovery =	39.34%		
Target Compounds						Qvalue
3) Pyridine	1.961	79	117451	19.896	ng	98
7) Phenol	3.277	94	147854	19.573	ng	98
8) Bis(2-chloroethyl)ether	3.342	93	112447	19.854	ng	97
9) Aniline	3.313	93	192992	20.421	ng	100
10) 2-Chlorophenol	3.395	128	134723	20.396	ng	100
11) 1,3-Dichlorobenzene	3.501	146	145715	20.081	ng	99
12) 1,4-Dichlorobenzene	3.536	146	146612	19.941	ng	99
14) 1,2-Dichlorobenzene	3.683	146	138588	20.061	ng	99
15) 2-Methylphenol (o-cresol)	3.724	107	101316	20.232	ng	99
16) Bis(2-chloroisopropyl)...	3.748	45	137069	20.688	ng	98
17) N-Nitrosodi-n-propylamine	3.859	70	84191	20.448	ng	98
18) 3&4-Methylphenol (m&p-...	3.836	107	140278	19.933	ng	98
19) Acetophenone	3.847	105	171228	20.293	ng	99
24) Isophorone	4.165	82	224595	22.342	ng	99
25) 2-Nitrophenol	4.247	81	23496	22.200	ng	94
26) 2,4-Dimethylphenol	4.265	107	109408	22.311	ng	98
27) Bis(2-chloroethoxy)met...	4.341	93	134096	21.844	ng	97
28) Benzoic Acid	4.335	105	85315	21.286	ng	95
29) 2,4-Dichlorophenol	4.435	162	101938	21.726	ng	97
30) 1,2,4-Trichlorobenzene	4.511	180	114984	21.871	ng	99
33) Naphthalene	4.564	128	359939	22.137	ng	99
34) 4-Chloroaniline	4.623	65	41198	21.935	ng	98
37) 4-Chloro-3-methylphenol	5.028	107	98657	21.538	ng	98
38) 2-Methylnaphthalene	5.140	142	257874	21.928	ng	98
39) Hexachlorocyclopentadiene	5.334	237	74323	19.903	ng	98
42) 2,4,6-Trichlorophenol	5.410	196	72093	19.245	ng	98
43) 2,4,5-Trichlorophenol	5.446	196	72895	18.499	ng	94
45) 2-Chloronaphthalene	5.563	162	227246	19.545	ng	100
46) 4-Nitroaniline	5.681	65	61929	19.771	ng	98
48) Dimethylphthalate	5.851	163	251298	19.588	ng	99
49) 2,6-Dinitrotoluene	5.921	165	57283	19.043	ng	96
51) 3-Nitroaniline	6.039	138	56711	20.036	ng	97
52) Acenaphthene	6.092	154	212593	19.570	ng	99
53) 2,4-Dinitrophenol	6.133	184	25405	14.839	ng	97
54) Dibenzofuran	6.227	168	319230	19.860	ng	100
55) 2,4-Dinitrotoluene	6.262	165	77574	19.672	ng	100
56) 4-Nitrophenol	6.186	65	42432m	245.248	ng	
58) Diethyl phthalate	6.462	149	238515	19.362	ng	99
59) Fluorene	6.527	166	263856	19.674	ng	99
60) 4-Chlorophenyl phenyl ...	6.521	204	125913	19.816	ng	99

Quantitation Report (QT Reviewed)

Data Path : H:\SV2017\CHEM06\07JUL\24\
Data File : 0724_06.D
Acq On : 24 Jul 2017 12:23 pm
Operator :
Client ID : ICAL 20
Lab ID : 20PPM 8270;MIX A
ALS Vial : 6 Sample Multiplier: 1

Quant Time: Aug 01 10:45:19 2017
Quant Method : H:\SV2017\CHEM06\METHODS\SPLIT_0724.M
Quant Title : Semivolatiles by GC/MS - EPA Method 625/8270
QLast Update : Mon Jul 24 14:19:48 2017
Response via : Initial Calibration

Compound	R.T.	QIon	Response	Conc	Units	Dev(Min)
61) 2-Nitroaniline	6.580	108	25892	20.691	ng	90
62) 4,6-Dinitro-2-methylph...	6.615	198	38556	16.592	ng	98
63) N-Nitrosodiphenylamine	6.632	169	183550	19.375	ng	97
64) Azobenzene	6.656	77	273739	20.257	ng	99
67) 4-Bromophenyl phenyl e...	6.944	248	84852	19.738	ng	99
73) Anthracene	7.402	178	381090	20.321	ng	99
74) Carbazole	7.549	167	344402	20.082	ng	99
75) Di-n-butylphthalate	7.872	149	412310	19.569	ng	100
77) Fluoranthene	8.419	202	406858	19.360	ng	99
79) Pyrene	8.636	202	416347	19.919	ng	99
82) Benzyl butyl phthalate	9.376	149	178800	19.066	ng	98
86) Di-n-octylphthalate	11.445	149	415946	19.065	ng	99
87) 3,3'-dichlorobenzidine	10.123	252	133219	20.594	ng	99

(#)out of range (m)manual integration reviewed by analyst (+)signals summed

Quantitation Report (QT Reviewed)

Data Path : H:\SV2017\CHEM06\07JUL\24\
Data File : 0724_06.D
Acq On : 24 Jul 2017 12:23 pm
Operator :
Client ID : ICAL 20
Lab ID : 20PPM 8270;MIX A
ALS Vial : 6 Sample Multiplier: 1

Quant Time: Aug 01 10:45:19 2017
Quant Method : H:\SV2017\CHEM06\METHODS\SPLIT_0724.M
Quant Title : Semivolatiles by GC/MS - EPA Method 625/8270
QLast Update : Mon Jul 24 14:19:48 2017
Response via : Initial Calibration



Quantitation Report (QT Reviewed)

Data Path : H:\SV2017\CHEM06\07JUL\24\
Data File : 0724_07.D
Acq On : 24 Jul 2017 12:46 pm
Operator :
Client ID : ICAL 10
Lab ID : 10PPM 8270;MIX A
ALS Vial : 7 Sample Multiplier: 1

Quant Time: Aug 01 10:45:36 2017
Quant Method : H:\SV2017\CHEM06\METHODS\SPLIT_0724.M
Quant Title : Semivolatiles by GC/MS - EPA Method 625/8270
QLast Update : Mon Jul 24 14:20:09 2017
Response via : Initial Calibration

Compound	R.T.	QIon	Response	Conc	Units	Dev(Min)
Internal Standards						
1) 1,4-Dichlorobenzene-d4	3.524	152	188872	40.000	ng	0.00
23) Naphthalene-d8	4.546	136	695644	40.000	ng	0.00
41) Acenaphthene-d10	6.062	164	362530	40.000	ng	0.00
65) Phenanthrene-d10	7.343	188	640685	40.000	ng	0.00
81) Chrysene-d12	10.158	240	668148	40.000	ng	0.00
88) Perylene-d12	13.160	264	728919	40.000	ng	0.00
System Monitoring Compounds						
5) % 2-Fluorophenol	2.655	112	58907	9.772	ng	0.00
Spiked Amount 75.000	Range 30 - 130		Recovery =	13.03%#		
6) % Phenol-d5	3.266	99	71152	9.771	ng	0.00
Spiked Amount 75.000	Range 30 - 130		Recovery =	13.03%#		
21) % Nitrobenzene-d5	3.977	82	60983	9.916	ng	0.00
Spiked Amount 50.000	Range 30 - 130		Recovery =	19.84%#		
44) % 2-Fluorobiphenyl	5.469	172	125506	10.075	ng	0.00
Spiked Amount 50.000	Range 30 - 130		Recovery =	20.16%#		
66) % 2,4,6-Tribromophenol	6.756	62	8604	9.503	ng	0.00
Spiked Amount 75.000	Range 30 - 130		Recovery =	12.67%#		
80) % Terphenyl-d14	8.789	244	149876	9.935	ng	0.00
Spiked Amount 50.000			Recovery =	19.88%		
Target Compounds						Qvalue
3) Pyridine	1.961	79	55246	9.758	ng	# 89
7) Phenol	3.277	94	69151	9.576	ng	98
8) Bis(2-chloroethyl)ether	3.342	93	59766	11.008	ng	93
9) Aniline	3.313	93	75000	8.232	ng	94
10) 2-Chlorophenol	3.395	128	62495	9.816	ng	97
11) 1,3-Dichlorobenzene	3.501	146	70268	10.079	ng	97
12) 1,4-Dichlorobenzene	3.536	146	70666	10.018	ng	97
14) 1,2-Dichlorobenzene	3.683	146	65360	9.849	ng	98
15) 2-Methylphenol (o-cresol)	3.724	107	47919	9.945	ng	96
16) Bis(2-chloroisopropyl)...	3.747	45	64950	10.141	ng	96
17) N-Nitrosodi-n-propylamine	3.859	70	37946	9.557	ng	96
18) 3&4-Methylphenol (m&p-...	3.836	107	63495	9.404	ng	98
19) Acetophenone	3.847	105	78492	9.661	ng	100
24) Isophorone	4.165	82	100776	10.845	ng	99
25) 2-Nitrophenol	4.247	81	10844	11.099	ng	89
26) 2,4-Dimethylphenol	4.264	107	51544	11.375	ng	99
27) Bis(2-chloroethoxy)met...	4.341	93	61627	10.913	ng	98
28) Benzoic Acid	4.323	105	31390	8.561	ng	95
29) 2,4-Dichlorophenol	4.435	162	46570	10.803	ng	97
30) 1,2,4-Trichlorobenzene	4.511	180	53211	11.000	ng	99
33) Naphthalene	4.564	128	171563	11.438	ng	98
34) 4-Chloroaniline	4.623	65	16087	9.303	ng	97
37) 4-Chloro-3-methylphenol	5.028	107	45106	10.737	ng	100
38) 2-Methylnaphthalene	5.140	142	119380	11.026	ng	99
39) Hexachlorocyclopentadiene	5.334	237	29332	8.705	ng	98
42) 2,4,6-Trichlorophenol	5.410	196	32730	9.676	ng	99
43) 2,4,5-Trichlorophenol	5.445	196	34350	9.727	ng	97
45) 2-Chloronaphthalene	5.563	162	107221	10.182	ng	98
46) 4-Nitroaniline	5.680	65	28321	9.960	ng	95
48) Dimethylphthalate	5.851	163	112943	9.716	ng	99
49) 2,6-Dinitrotoluene	5.921	165	25052	9.242	ng	94
51) 3-Nitroaniline	6.039	138	26844	10.420	ng	98
52) Acenaphthene	6.092	154	98307	9.989	ng	100
53) 2,4-Dinitrophenol	6.133	184	5935	4.017	ng	100
54) Dibenzofuran	6.227	168	146192	10.010	ng	99
55) 2,4-Dinitrotoluene	6.256	165	32759	9.161	ng	99
56) 4-Nitrophenol	6.186	65	19410m	122.097	ng	
58) Diethyl phthalate	6.462	149	107623	9.664	ng	100
59) Fluorene	6.527	166	122787	10.096	ng	99
60) 4-Chlorophenyl phenyl ...	6.521	204	56747	9.834	ng	97

Quantitation Report (QT Reviewed)

Data Path : H:\SV2017\CHEM06\07JUL\24\
Data File : 0724_07.D
Acq On : 24 Jul 2017 12:46 pm
Operator :
Client ID : ICAL 10
Lab ID : 10PPM 8270;MIX A
ALS Vial : 7 Sample Multiplier: 1

Quant Time: Aug 01 10:45:36 2017
Quant Method : H:\SV2017\CHEM06\METHODS\SPLIT_0724.M
Quant Title : Semivolatiles by GC/MS - EPA Method 625/8270
QLast Update : Mon Jul 24 14:20:09 2017
Response via : Initial Calibration

Compound	R.T.	QIon	Response	Conc	Units	Dev(Min)
61) 2-Nitroaniline	6.579	108	14745	12.862	ng	95
62) 4,6-Dinitro-2-methylph...	6.615	198	10581	5.181	ng	98
63) N-Nitrosodiphenylamine	6.632	169	84795	9.899	ng	98
64) Azobenzene	6.656	77	123722	10.037	ng	99
67) 4-Bromophenyl phenyl e...	6.944	248	37918	9.700	ng	98
73) Anthracene	7.402	178	170351	9.931	ng	100
74) Carbazole	7.549	167	157536	10.067	ng	100
75) Di-n-butylphthalate	7.872	149	184199	9.631	ng	99
77) Fluoranthene	8.418	202	183495	9.639	ng	99
79) Pyrene	8.636	202	187742	9.859	ng	99
82) Benzyl butyl phthalate	9.376	149	78385	9.220	ng	98
86) Di-n-octylphthalate	11.444	149	179416	9.072	ng	99
87) 3,3'-dichlorobenzidine	10.122	252	67851	11.395	ng	100

(#)out of range (m)manual integration reviewed by analyst (+)signals summed

Quantitation Report (QT Reviewed)

Data Path : H:\SV2017\CHEM06\07JUL\24\
Data File : 0724_07.D
Acq On : 24 Jul 2017 12:46 pm
Operator :
Client ID : ICAL 10
Lab ID : 10PPM 8270;MIX A
ALS Vial : 7 Sample Multiplier: 1

Quant Time: Aug 01 10:45:36 2017
Quant Method : H:\SV2017\CHEM06\METHODS\SPLIT_0724.M
Quant Title : Semivolatiles by GC/MS - EPA Method 625/8270
QLast Update : Mon Jul 24 14:20:09 2017
Response via : Initial Calibration

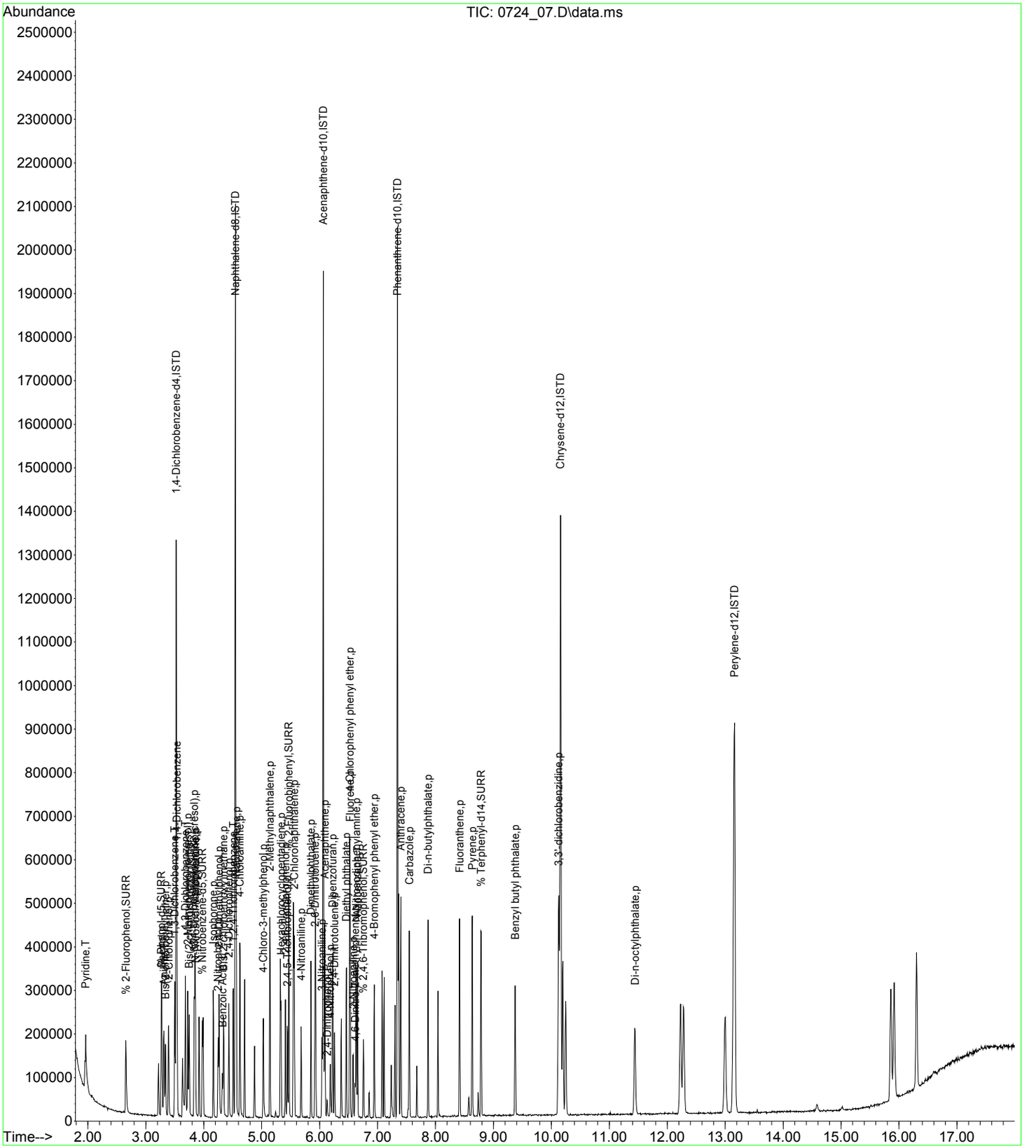

Quantitation Report (QT Reviewed)

Data Path : H:\SV2017\CHEM06\07JUL\24\
Data File : 0724_08.D
Acq On : 24 Jul 2017 1:09 pm
Operator :
Client ID : ICAL 3.5
Lab ID : 3.5PPM 8270;MIX A
ALS Vial : 8 Sample Multiplier: 1

Quant Time: Aug 01 10:45:45 2017
Quant Method : H:\SV2017\CHEM06\METHODS\SPLIT_0724.M
Quant Title : Semivolatiles by GC/MS - EPA Method 625/8270
QLast Update : Mon Jul 24 14:20:31 2017
Response via : Initial Calibration

Compound	R.T.	QIon	Response	Conc	Units		Dev(Min)
Internal Standards							
1) 1,4-Dichlorobenzene-d4	3.524	152	161768	40.000	ng		0.00
23) Naphthalene-d8	4.547	136	578768	40.000	ng		0.00
41) Acenaphthene-d10	6.062	164	301740	40.000	ng		0.00
65) Phenanthrene-d10	7.343	188	548868	40.000	ng		0.00
81) Chrysene-d12	10.158	240	574850	40.000	ng		0.00
88) Perylene-d12	13.154	264	639302	40.000	ng		-0.01
System Monitoring Compounds							
5) % 2-Fluorophenol	2.655	112	17611	3.424	ng		0.00
Spiked Amount 75.000	Range 30 - 130		Recovery =	4.56%#			
6) % Phenol-d5	3.266	99	21134	3.402	ng		0.00
Spiked Amount 75.000	Range 30 - 130		Recovery =	4.53%#			
21) % Nitrobenzene-d5	3.977	82	19511	3.709	ng		0.00
Spiked Amount 50.000	Range 30 - 130		Recovery =	7.42%#			
44) % 2-Fluorobiphenyl	5.469	172	38862	3.744	ng		0.00
Spiked Amount 50.000	Range 30 - 130		Recovery =	7.48%#			
66) % 2,4,6-Tribromophenol	6.756	62	2471	3.212	ng		0.00
Spiked Amount 75.000	Range 30 - 130		Recovery =	4.28%#			
80) % Terphenyl-d14	8.783	244	45915	3.557	ng		0.00
Spiked Amount 50.000			Recovery =	7.12%			
Target Compounds							Qvalue
3) Pyridine	1.967	79	16813	3.481	ng	#	62
7) Phenol	3.277	94	20620	3.358	ng		95
8) Bis(2-chloroethyl)ether	3.342	93	18098	3.828	ng		97
9) Aniline	3.313	93	21393	2.825	ng		97
10) 2-Chlorophenol	3.389	128	19199	3.532	ng		98
11) 1,3-Dichlorobenzene	3.501	146	22009	3.681	ng		99
12) 1,4-Dichlorobenzene	3.536	146	21780	3.604	ng		93
14) 1,2-Dichlorobenzene	3.683	146	20324	3.585	ng		96
15) 2-Methylphenol (o-cresol)	3.724	107	15750	3.820	ng		95
16) Bis(2-chloroisopropyl)...	3.747	45	20748	3.774	ng		99
17) N-Nitrosodi-n-propylamine	3.859	70	12475	3.696	ng		93
18) 3&4-Methylphenol (m&p-...	3.836	107	20208	3.530	ng		99
19) Acetophenone	3.847	105	25808	3.730	ng		93
24) Isophorone	4.165	82	32187	4.105	ng		99
25) 2-Nitrophenol	4.247	81	3652	4.412	ng		81
26) 2,4-Dimethylphenol	4.265	107	16234	4.209	ng		100
27) Bis(2-chloroethoxy)met...	4.341	93	19369	4.061	ng		97
28) Benzoic Acid	4.312	105	7650	2.569	ng		98
29) 2,4-Dichlorophenol	4.435	162	13058	3.593	ng		93
30) 1,2,4-Trichlorobenzene	4.511	180	15951	3.898	ng		96
33) Naphthalene	4.564	128	52906	4.140	ng	#	95
34) 4-Chloroaniline	4.623	65	4976	3.499	ng		88
37) 4-Chloro-3-methylphenol	5.028	107	13196	3.730	ng		97
38) 2-Methylnaphthalene	5.140	142	35859	3.914	ng		96
39) Hexachlorocyclopentadiene	5.334	237	8705	3.174	ng		99
42) 2,4,6-Trichlorophenol	5.410	196	9774	3.490	ng		96
43) 2,4,5-Trichlorophenol	5.440	196	10122	3.460	ng		97
45) 2-Chloronaphthalene	5.563	162	32196	3.662	ng		99
46) 4-Nitroaniline	5.681	65	8714	3.685	ng		93
48) Dimethylphthalate	5.851	163	35249	3.661	ng		98
49) 2,6-Dinitrotoluene	5.921	165	7080	3.178	ng		91
51) 3-Nitroaniline	6.039	138	8232	3.812	ng		94
52) Acenaphthene	6.086	154	30847	3.767	ng		98
53) 2,4-Dinitrophenol	6.133	184	994m	0.898	ng		
54) Dibenzofuran	6.227	168	45415	3.735	ng		99
55) 2,4-Dinitrotoluene	6.256	165	9056	3.086	ng		92
56) 4-Nitrophenol	6.186	65	5851m	42.962	ng		
58) Diethyl phthalate	6.456	149	33964	3.685	ng		98
59) Fluorene	6.527	166	36529	3.603	ng		98
60) 4-Chlorophenyl phenyl ...	6.521	204	17481	3.650	ng		98

Quantitation Report (QT Reviewed)

Data Path : H:\SV2017\CHEM06\07JUL\24\
Data File : 0724_08.D
Acq On : 24 Jul 2017 1:09 pm
Operator :
Client ID : ICAL 3.5
Lab ID : 3.5PPM 8270;MIX A
ALS Vial : 8 Sample Multiplier: 1

Quant Time: Aug 01 10:45:45 2017
Quant Method : H:\SV2017\CHEM06\METHODS\SPLIT_0724.M
Quant Title : Semivolatiles by GC/MS - EPA Method 625/8270
QLast Update : Mon Jul 24 14:20:31 2017
Response via : Initial Calibration

Compound	R.T.	QIon	Response	Conc	Units		Dev(Min)
61) 2-Nitroaniline	6.574	108	5092	5.094	ng		94
62) 4,6-Dinitro-2-methylph...	6.609	198	2747	1.757	ng	#	85
63) N-Nitrosodiphenylamine	6.627	169	26240	3.687	ng		99
64) Azobenzene	6.650	77	37214	3.625	ng		99
67) 4-Bromophenyl phenyl e...	6.944	248	11748	3.526	ng		94
73) Anthracene	7.402	178	52754	3.594	ng		99
74) Carbazole	7.549	167	47551	3.543	ng		99
75) Di-n-butylphthalate	7.872	149	57016	3.501	ng		98
77) Fluoranthene	8.413	202	57356	3.538	ng		99
79) Pyrene	8.636	202	58587	3.600	ng		99
82) Benzyl butyl phthalate	9.376	149	24273	3.362	ng		95
86) Di-n-octylphthalate	11.439	149	54144	3.232	ng		99
87) 3,3'-dichlorobenzidine	10.122	252	20733	3.955	ng		100

(#)out of range (m)manual integration reviewed by analyst (+)signals summed

Quantitation Report (QT Reviewed)

Data Path : H:\SV2017\CHEM06\07JUL\24\
Data File : 0724_08.D
Acq On : 24 Jul 2017 1:09 pm
Operator :
Client ID : ICAL 3.5
Lab ID : 3.5PPM 8270;MIX A
ALS Vial : 8 Sample Multiplier: 1

Quant Time: Aug 01 10:45:45 2017
Quant Method : H:\SV2017\CHEM06\METHODS\SPLIT_0724.M
Quant Title : Semivolatiles by GC/MS - EPA Method 625/8270
QLast Update : Mon Jul 24 14:20:31 2017
Response via : Initial Calibration

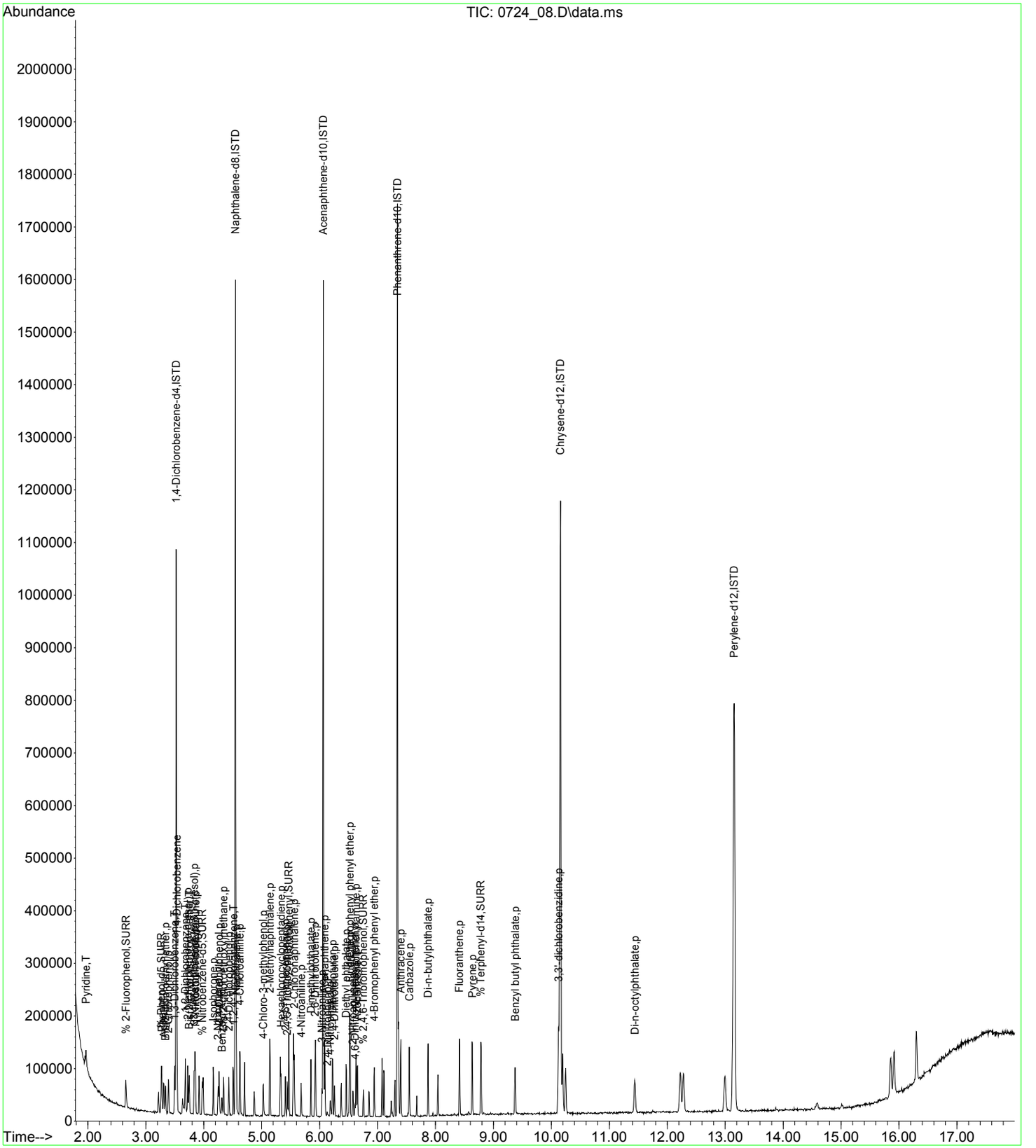

Quantitation Report (QT Reviewed)

Data Path : H:\SV2017\CHEM06\07JUL\24\
Data File : 0724_09.D
Acq On : 24 Jul 2017 1:33 pm
Operator :
Client ID : ICAL 1
Lab ID : 1.0PPM 8270;MIX A
ALS Vial : 9 Sample Multiplier: 1

Quant Time: Aug 01 10:45:53 2017
Quant Method : H:\SV2017\CHEM06\METHODS\SPLIT_0724.M
Quant Title : Semivolatiles by GC/MS - EPA Method 625/8270
QLast Update : Mon Jul 24 14:20:59 2017
Response via : Initial Calibration

Compound	R.T.	QIon	Response	Conc	Units		Dev(Min)
Internal Standards							
1) 1,4-Dichlorobenzene-d4	3.524	152	196191	40.000	ng		0.00
23) Naphthalene-d8	4.547	136	735825	40.000	ng		0.00
41) Acenaphthene-d10	6.062	164	408856	40.000	ng		0.00
65) Phenanthrene-d10	7.343	188	713835	40.000	ng		0.00
81) Chrysene-d12	10.158	240	741509	40.000	ng		0.00
88) Perylene-d12	13.154	264	828737	40.000	ng		-0.01
System Monitoring Compounds							
5) % 2-Fluorophenol	2.655	112	6352	1.021	ng		0.00
Spiked Amount 75.000	Range 30 - 130		Recovery =	1.36%#			
6) % Phenol-d5	3.266	99	7490	0.998	ng		0.00
Spiked Amount 75.000	Range 30 - 130		Recovery =	1.33%#			
21) % Nitrobenzene-d5	3.977	82	6668	1.036	ng		0.00
Spiked Amount 50.000	Range 30 - 130		Recovery =	2.08%#			
44) % 2-Fluorobiphenyl	5.469	172	14153	0.996	ng		0.00
Spiked Amount 50.000	Range 30 - 130		Recovery =	2.00%#			
66) % 2,4,6-Tribromophenol	6.756	62	962	0.973	ng		0.00
Spiked Amount 75.000	Range 30 - 130		Recovery =	1.29%#			
80) % Terphenyl-d14	8.783	244	16000	0.951	ng		0.00
Spiked Amount 50.000			Recovery =	1.90%			
Target Compounds							Qvalue
3) Pyridine	1.973	79	5975m	1.021	ng		
7) Phenol	3.272	94	7251	0.979	ng		96
8) Bis(2-chloroethyl)ether	3.336	93	6127	1.054	ng		94
9) Aniline	3.313	93	7580	0.849	ng		95
10) 2-Chlorophenol	3.389	128	7108	1.077	ng		98
11) 1,3-Dichlorobenzene	3.501	146	7990	1.094	ng		99
12) 1,4-Dichlorobenzene	3.536	146	8089	1.099	ng	#	77
14) 1,2-Dichlorobenzene	3.683	146	7314	1.060	ng		99
15) 2-Methylphenol (o-cresol)	3.724	107	5956	1.176	ng		91
16) Bis(2-chloroisopropyl)...	3.747	45	7305	1.083	ng		99
17) N-Nitrosodi-n-propylamine	3.859	70	4531	1.098	ng		90
18) 3&4-Methylphenol (m&p-...	3.836	107	7254	1.043	ng		92
19) Acetophenone	3.847	105	9516	1.123	ng		98
24) Isophorone	4.165	82	11241	1.101	ng		98
25) 2-Nitrophenol	4.247	81	1305	1.196	ng		82
26) 2,4-Dimethylphenol	4.265	107	5735	1.137	ng		90
27) Bis(2-chloroethoxy)met...	4.341	93	7164	1.155	ng		99
28) Benzoic Acid	4.312	105	3184m	0.841	ng		
29) 2,4-Dichlorophenol	4.435	162	4795	1.034	ng		95
30) 1,2,4-Trichlorobenzene	4.505	180	6293	1.190	ng		96
33) Naphthalene	4.564	128	19129	1.147	ng	#	83
34) 4-Chloroaniline	4.623	65	1953	1.080	ng		95
37) 4-Chloro-3-methylphenol	5.028	107	5182	1.141	ng		95
38) 2-Methylnaphthalene	5.140	142	12878	1.087	ng		93
39) Hexachlorocyclopentadiene	5.334	237	2649	0.770	ng		92
42) 2,4,6-Trichlorophenol	5.410	196	3400	0.896	ng	#	91
43) 2,4,5-Trichlorophenol	5.440	196	3833	0.968	ng		89
45) 2-Chloronaphthalene	5.563	162	11630	0.970	ng		98
46) 4-Nitroaniline	5.681	65	3087	0.956	ng		91
48) Dimethylphthalate	5.851	163	13007	0.990	ng		99
49) 2,6-Dinitrotoluene	5.916	165	2747	0.922	ng		93
51) 3-Nitroaniline	6.045	138	3008	1.015	ng	#	68
52) Acenaphthene	6.086	154	11281	1.006	ng		98
53) 2,4-Dinitrophenol	6.133	184	61	0.045	ng	#	1
54) Dibenzofuran	6.227	168	17198	1.034	ng		96
55) 2,4-Dinitrotoluene	6.256	165	3382	0.865	ng		88
56) 4-Nitrophenol	6.192	65	1891m	9.580	ng		
58) Diethyl phthalate	6.456	149	12944	1.029	ng		94
59) Fluorene	6.527	166	12858	0.932	ng		93
60) 4-Chlorophenyl phenyl ...	6.515	204	6562	1.005	ng		96

Quantitation Report (QT Reviewed)

Data Path : H:\SV2017\CHEM06\07JUL\24\
Data File : 0724_09.D
Acq On : 24 Jul 2017 1:33 pm
Operator :
Client ID : ICAL 1
Lab ID : 1.0PPM 8270;MIX A
ALS Vial : 9 Sample Multiplier: 1

Quant Time: Aug 01 10:45:53 2017
Quant Method : H:\SV2017\CHEM06\METHODS\SPLIT_0724.M
Quant Title : Semivolatiles by GC/MS - EPA Method 625/8270
QLast Update : Mon Jul 24 14:20:59 2017
Response via : Initial Calibration

Compound	R.T.	QIon	Response	Conc	Units		Dev(Min)
61) 2-Nitroaniline	6.574	108	1883	1.305	ng		90
62) 4,6-Dinitro-2-methylph...	6.615	198	544	0.276	ng	#	69
63) N-Nitrosodiphenylamine	6.627	169	9766	1.005	ng		96
64) Azobenzene	6.656	77	12316	0.881	ng	#	95
67) 4-Bromophenyl phenyl e...	6.944	248	4382	1.010	ng		92
73) Anthracene	7.402	178	19890	1.038	ng		98
74) Carbazole	7.549	167	17413	0.996	ng		99
75) Di-n-butylphthalate	7.872	149	20916	0.988	ng		97
77) Fluoranthene	8.413	202	20560	0.974	ng		99
79) Pyrene	8.636	202	21525	1.013	ng		98
82) Benzyl butyl phthalate	9.376	149	8484	0.916	ng		96
86) Di-n-octylphthalate	11.439	149	19329	0.904	ng		98
87) 3,3'-dichlorobenzidine	10.122	252	7417	1.077	ng		96

(#)out of range (m)manual integration reviewed by analyst (+)signals summed

Quantitation Report (QT Reviewed)

Data Path : H:\SV2017\CHEM06\07JUL\24\
Data File : 0724_09.D
Acq On : 24 Jul 2017 1:33 pm
Operator :
Client ID : ICAL 1
Lab ID : 1.0PPM 8270;MIX A
ALS Vial : 9 Sample Multiplier: 1

Quant Time: Aug 01 10:45:53 2017
Quant Method : H:\SV2017\CHEM06\METHODS\SPLIT_0724.M
Quant Title : Semivolatiles by GC/MS - EPA Method 625/8270
QLast Update : Mon Jul 24 14:20:59 2017
Response via : Initial Calibration



Quantitation Report (QT Reviewed)

Data Path : H:\SV2017\CHEM06\07JUL\24\
Data File : 0724_10.D
Acq On : 24 Jul 2017 1:56 pm
Operator :
Client ID : ICAL 30
Lab ID : 30PPM 8270;MIX BENZIDINE
ALS Vial : 10 Sample Multiplier: 1

Quant Time: Jul 24 14:24:01 2017
Quant Method : H:\SV2017\CHEM06\METHODS\SPLIT_0724.M
Quant Title : Semivolatiles by GC/MS - EPA Method 625/8270
QLast Update : Mon Jul 24 14:23:55 2017
Response via : Initial Calibration

Compound	R.T.	QIon	Response	Conc	Units	Dev(Min)
Internal Standards						
1) 1,4-Dichlorobenzene-d4	3.524	152	213179	40.000	ng	0.00
23) Naphthalene-d8	4.547	136	798195	40.000	ng	0.00
41) Acenaphthene-d10	6.062	164	425545	40.000	ng	0.00
65) Phenanthrene-d10	7.343	188	755853	40.000	ng	0.00
81) Chrysene-d12	10.158	240	795341	40.000	ng	0.00
88) Perylene-d12	13.154	264	874326	40.000	ng	-0.01
System Monitoring Compounds						
5) % 2-Fluorophenol	2.578	112	62	0.009	ng	-0.08
Spiked Amount 75.000	Range 30 - 130		Recovery =	0.01%#		
6) % Phenol-d5	0.000	99	0	0.000	ng	
Spiked Amount 75.000	Range 30 - 130		Recovery =	0.00%#		
21) % Nitrobenzene-d5	4.000	82	134	0.019	ng	0.02
Spiked Amount 50.000	Range 30 - 130		Recovery =	0.04%#		
44) % 2-Fluorobiphenyl	0.000	172	0	0.000	ng	
Spiked Amount 50.000	Range 30 - 130		Recovery =	0.00%#		
66) % 2,4,6-Tribromophenol	0.000	62	0	0.000	ng	
Spiked Amount 75.000	Range 30 - 130		Recovery =	0.00%#		
80) % Terphenyl-d14	8.783	244	166	0.009	ng	0.00
Spiked Amount 50.000			Recovery =	0.02%		
Target Compounds						Qvalue
78) Benzidine	8.542	184	529476	30.000	ng	99

(#)out of range (m)manual integration reviewed by analyst (+)signals summed

Quantitation Report (QT Reviewed)

Data Path : H:\SV2017\CHEM06\07JUL\24\
Data File : 0724_10.D
Acq On : 24 Jul 2017 1:56 pm
Operator :
Client ID : ICAL 30
Lab ID : 30PPM 8270;MIX BENZIDINE
ALS Vial : 10 Sample Multiplier: 1

Quant Time: Jul 24 14:24:01 2017
Quant Method : H:\SV2017\CHEM06\METHODS\SPLIT_0724.M
Quant Title : Semivolatiles by GC/MS - EPA Method 625/8270
QLast Update : Mon Jul 24 14:23:55 2017
Response via : Initial Calibration



Quantitation Report (QT Reviewed)

Data Path : H:\SV2017\CHEM06\07JUL\24\
Data File : 0724_11.D
Acq On : 24 Jul 2017 2:19 pm
Operator :
Client ID : ICAL 100
Lab ID : 100PPM 8270;MIX BENZIDINE
ALS Vial : 11 Sample Multiplier: 1

Quant Time: Jul 24 14:40:08 2017
Quant Method : H:\SV2017\CHEM06\METHODS\SPLIT_0724.M
Quant Title : Semivolatiles by GC/MS - EPA Method 625/8270
QLast Update : Mon Jul 24 14:27:03 2017
Response via : Initial Calibration

Compound	R.T.	QIon	Response	Conc	Units	Dev(Min)
Internal Standards						
1) 1,4-Dichlorobenzene-d4	3.524	152	206455	40.000	ng	0.00
23) Naphthalene-d8	4.547	136	765717	40.000	ng	0.00
41) Acenaphthene-d10	6.062	164	410123	40.000	ng	0.00
65) Phenanthrene-d10	7.343	188	723395	40.000	ng	0.00
81) Chrysene-d12	10.158	240	721150	40.000	ng	0.00
88) Perylene-d12	13.154	264	806121	40.000	ng	-0.01
System Monitoring Compounds						
5) % 2-Fluorophenol	0.000	112	0	0.000	ng	
Spiked Amount 75.000	Range 30 - 130		Recovery =	0.00%#		
6) % Phenol-d5	3.119	99	62	0.008	ng	-0.15
Spiked Amount 75.000	Range 30 - 130		Recovery =	0.01%#		
21) % Nitrobenzene-d5	3.977	82	287	0.042	ng	0.00
Spiked Amount 50.000	Range 30 - 130		Recovery =	0.08%#		
44) % 2-Fluorobiphenyl	0.000	172	0	0.000	ng	
Spiked Amount 50.000	Range 30 - 130		Recovery =	0.00%#		
66) % 2,4,6-Tribromophenol	0.000	62	0	0.000	ng	
Spiked Amount 75.000	Range 30 - 130		Recovery =	0.00%#		
80) % Terphenyl-d14	8.783	244	173	0.010	ng	0.00
Spiked Amount 50.000			Recovery =	0.02%		
Target Compounds						Qvalue
78) Benzidine	8.548	184	1658575	98.191	ng	98

(#)out of range (m)manual integration reviewed by analyst (+)signals summed

Quantitation Report (QT Reviewed)

Data Path : H:\SV2017\CHEM06\07JUL\24\
Data File : 0724_11.D
Acq On : 24 Jul 2017 2:19 pm
Operator :
Client ID : ICAL 100
Lab ID : 100PPM 8270;MIX BENZIDINE
ALS Vial : 11 Sample Multiplier: 1

Quant Time: Jul 24 14:40:08 2017
Quant Method : H:\SV2017\CHEM06\METHODS\SPLIT_0724.M
Quant Title : Semivolatiles by GC/MS - EPA Method 625/8270
QLast Update : Mon Jul 24 14:27:03 2017
Response via : Initial Calibration



Quantitation Report (QT Reviewed)

Data Path : H:\SV2017\CHEM06\07JUL\24\
Data File : 0724_12.D
Acq On : 24 Jul 2017 2:43 pm
Operator :
Client ID : ICAL 70
Lab ID : 70PPM 8270;MIX BENZIDINE
ALS Vial : 12 Sample Multiplier: 1

Quant Time: Jul 24 15:01:34 2017
Quant Method : H:\SV2017\CHEM06\METHODS\SPLIT_0724.M
Quant Title : Semivolatiles by GC/MS - EPA Method 625/8270
QLast Update : Mon Jul 24 14:40:23 2017
Response via : Initial Calibration

Compound	R.T.	QIon	Response	Conc	Units	Dev(Min)
Internal Standards						
1) 1,4-Dichlorobenzene-d4	3.524	152	239245	40.000	ng	0.00
23) Naphthalene-d8	4.547	136	917087	40.000	ng	0.00
41) Acenaphthene-d10	6.062	164	495087	40.000	ng	0.00
65) Phenanthrene-d10	7.343	188	871113	40.000	ng	0.00
81) Chrysene-d12	10.158	240	901479	40.000	ng	0.00
88) Perylene-d12	13.160	264	991803	40.000	ng	0.00
System Monitoring Compounds						
5) % 2-Fluorophenol	0.000	112	0	0.000	ng	
Spiked Amount 75.000	Range 30 - 130		Recovery =	0.00%#		
6) % Phenol-d5	0.000	99	0	0.000	ng	
Spiked Amount 75.000	Range 30 - 130		Recovery =	0.00%#		
21) % Nitrobenzene-d5	3.971	82	155	0.020	ng	0.00
Spiked Amount 50.000	Range 30 - 130		Recovery =	0.04%#		
44) % 2-Fluorobiphenyl	0.000	172	0	0.000	ng	
Spiked Amount 50.000	Range 30 - 130		Recovery =	0.00%#		
66) % 2,4,6-Tribromophenol	0.000	62	0	0.000	ng	
Spiked Amount 75.000	Range 30 - 130		Recovery =	0.00%#		
80) % Terphenyl-d14	8.789	244	170	0.008	ng	0.00
Spiked Amount 50.000			Recovery =	0.02%		
Target Compounds						Qvalue
78) Benzidine	8.548	184	1428969	70.894	ng	99

(#)out of range (m)manual integration reviewed by analyst (+)signals summed

Quantitation Report (QT Reviewed)

Data Path : H:\SV2017\CHEM06\07JUL\24\
Data File : 0724_12.D
Acq On : 24 Jul 2017 2:43 pm
Operator :
Client ID : ICAL 70
Lab ID : 70PPM 8270;MIX BENZIDINE
ALS Vial : 12 Sample Multiplier: 1

Quant Time: Jul 24 15:01:34 2017
Quant Method : H:\SV2017\CHEM06\METHODS\SPLIT_0724.M
Quant Title : Semivolatiles by GC/MS - EPA Method 625/8270
QLast Update : Mon Jul 24 14:40:23 2017
Response via : Initial Calibration



Quantitation Report (QT Reviewed)

Data Path : H:\SV2017\CHEM06\07JUL\24\
Data File : 0724_13.D
Acq On : 24 Jul 2017 3:06 pm
Operator :
Client ID : ICAL 50
Lab ID : 50PPM 8270;MIX BENZIDINE
ALS Vial : 13 Sample Multiplier: 1

Quant Time: Jul 24 19:21:46 2017
Quant Method : H:\SV2017\CHEM06\METHODS\SPLIT_0724.M
Quant Title : Semivolatiles by GC/MS - EPA Method 625/8270
QLast Update : Mon Jul 24 15:01:47 2017
Response via : Initial Calibration

Compound	R.T.	QIon	Response	Conc	Units	Dev(Min)
Internal Standards						
1) 1,4-Dichlorobenzene-d4	3.524	152	237315	40.000	ng	0.00
23) Naphthalene-d8	4.547	136	880961	40.000	ng	0.00
41) Acenaphthene-d10	6.063	164	470076	40.000	ng	0.00
65) Phenanthrene-d10	7.343	188	831555	40.000	ng	0.00
81) Chrysene-d12	10.158	240	872448	40.000	ng	0.00
88) Perylene-d12	13.154	264	974518	40.000	ng	-0.01
System Monitoring Compounds						
5) % 2-Fluorophenol	0.000	112	0	0.000	ng	
Spiked Amount 75.000	Range 30 - 130		Recovery =	0.00%#		
6) % Phenol-d5	0.000	99	0	0.000	ng	
Spiked Amount 75.000	Range 30 - 130		Recovery =	0.00%#		
21) % Nitrobenzene-d5	3.947	82	69	0.009	ng	-0.03
Spiked Amount 50.000	Range 30 - 130		Recovery =	0.02%#		
44) % 2-Fluorobiphenyl	0.000	172	0	0.000	ng	
Spiked Amount 50.000	Range 30 - 130		Recovery =	0.00%#		
66) % 2,4,6-Tribromophenol	0.000	62	0	0.000	ng	
Spiked Amount 75.000	Range 30 - 130		Recovery =	0.00%#		
80) % Terphenyl-d14	8.783	244	142	0.007	ng	0.00
Spiked Amount 50.000			Recovery =	0.02%		
Target Compounds						Qvalue
78) Benzidine	8.542	184	959952	49.679	ng	98

(#)out of range (m)manual integration reviewed by analyst (+)signals summed

Quantitation Report (QT Reviewed)

Data Path : H:\SV2017\CHEM06\07JUL\24\
Data File : 0724_13.D
Acq On : 24 Jul 2017 3:06 pm
Operator :
Client ID : ICAL 50
Lab ID : 50PPM 8270;MIX BENZIDINE
ALS Vial : 13 Sample Multiplier: 1

Quant Time: Jul 24 19:21:46 2017
Quant Method : H:\SV2017\CHEM06\METHODS\SPLIT_0724.M
Quant Title : Semivolatiles by GC/MS - EPA Method 625/8270
QLast Update : Mon Jul 24 15:01:47 2017
Response via : Initial Calibration



Quantitation Report (QT Reviewed)

Data Path : H:\SV2017\CHEM06\07JUL\24\
Data File : 0724_14.D
Acq On : 24 Jul 2017 3:30 pm
Operator :
Client ID : ICAL 20
Lab ID : 20PPM 8270;MIX BENZIDINE
ALS Vial : 14 Sample Multiplier: 1

Quant Time: Jul 24 19:21:48 2017
Quant Method : H:\SV2017\CHEM06\METHODS\SPLIT_0724.M
Quant Title : Semivolatiles by GC/MS - EPA Method 625/8270
QLast Update : Mon Jul 24 15:01:47 2017
Response via : Initial Calibration

Compound	R.T.	QIon	Response	Conc	Units	Dev(Min)
Internal Standards						
1) 1,4-Dichlorobenzene-d4	3.524	152	225785	40.000	ng	0.00
23) Naphthalene-d8	4.547	136	858309	40.000	ng	0.00
41) Acenaphthene-d10	6.063	164	467005	40.000	ng	0.00
65) Phenanthrene-d10	7.343	188	820303	40.000	ng	0.00
81) Chrysene-d12	10.158	240	861035	40.000	ng	0.00
88) Perylene-d12	13.154	264	951633	40.000	ng	-0.01
System Monitoring Compounds						
5) % 2-Fluorophenol	0.000	112	0	0.000	ng	
Spiked Amount 75.000	Range 30 - 130		Recovery =	0.00%#		
6) % Phenol-d5	0.000	99	0	0.000	ng	
Spiked Amount 75.000	Range 30 - 130		Recovery =	0.00%#		
21) % Nitrobenzene-d5	3.953	82	55	0.007	ng	-0.02
Spiked Amount 50.000	Range 30 - 130		Recovery =	0.02%#		
44) % 2-Fluorobiphenyl	0.000	172	0	0.000	ng	
Spiked Amount 50.000	Range 30 - 130		Recovery =	0.00%#		
66) % 2,4,6-Tribromophenol	0.000	62	0	0.000	ng	
Spiked Amount 75.000	Range 30 - 130		Recovery =	0.00%#		
80) % Terphenyl-d14	8.777	244	135	0.007	ng	-0.01
Spiked Amount 50.000			Recovery =	0.02%		
Target Compounds						Qvalue
78) Benzidine	8.542	184	366373	19.220	ng	99

(#)out of range (m)manual integration reviewed by analyst (+)signals summed

Quantitation Report (QT Reviewed)

Data Path : H:\SV2017\CHEM06\07JUL\24\
Data File : 0724_14.D
Acq On : 24 Jul 2017 3:30 pm
Operator :
Client ID : ICAL 20
Lab ID : 20PPM 8270;MIX BENZIDINE
ALS Vial : 14 Sample Multiplier: 1

Quant Time: Jul 24 19:21:48 2017
Quant Method : H:\SV2017\CHEM06\METHODS\SPLIT_0724.M
Quant Title : Semivolatiles by GC/MS - EPA Method 625/8270
QLast Update : Mon Jul 24 15:01:47 2017
Response via : Initial Calibration



Quantitation Report (QT Reviewed)

Data Path : H:\SV2017\CHEM06\07JUL\24\
Data File : 0724_15.D
Acq On : 24 Jul 2017 3:53 pm
Operator :
Client ID : ICAL 10
Lab ID : 10PPM 8270;MIX BENZIDINE
ALS Vial : 15 Sample Multiplier: 1

Quant Time: Jul 24 19:21:50 2017
Quant Method : H:\SV2017\CHEM06\METHODS\SPLIT_0724.M
Quant Title : Semivolatiles by GC/MS - EPA Method 625/8270
QLast Update : Mon Jul 24 15:01:47 2017
Response via : Initial Calibration

Compound	R.T.	QIon	Response	Conc	Units	Dev(Min)
Internal Standards						
1) 1,4-Dichlorobenzene-d4	3.524	152	226154	40.000	ng	0.00
23) Naphthalene-d8	4.547	136	848358	40.000	ng	0.00
41) Acenaphthene-d10	6.063	164	466460	40.000	ng	0.00
65) Phenanthrene-d10	7.343	188	823544	40.000	ng	0.00
81) Chrysene-d12	10.158	240	875997	40.000	ng	0.00
88) Perylene-d12	13.154	264	978024	40.000	ng	-0.01
System Monitoring Compounds						
5) % 2-Fluorophenol	0.000	112	0	0.000	ng	
Spiked Amount 75.000	Range 30 - 130		Recovery =	0.00%#		
6) % Phenol-d5	0.000	99	0	0.000	ng	
Spiked Amount 75.000	Range 30 - 130		Recovery =	0.00%#		
21) % Nitrobenzene-d5	3.971	82	68	0.009	ng	0.00
Spiked Amount 50.000	Range 30 - 130		Recovery =	0.02%#		
44) % 2-Fluorobiphenyl	0.000	172	0	0.000	ng	
Spiked Amount 50.000	Range 30 - 130		Recovery =	0.00%#		
66) % 2,4,6-Tribromophenol	0.000	62	0	0.000	ng	
Spiked Amount 75.000	Range 30 - 130		Recovery =	0.00%#		
80) % Terphenyl-d14	8.783	244	97	0.005	ng	0.00
Spiked Amount 50.000			Recovery =	0.00%		
Target Compounds						Qvalue
78) Benzidine	8.542	184	183769	9.603	ng	98

(#)out of range (m)manual integration reviewed by analyst (+)signals summed

Quantitation Report (QT Reviewed)

Data Path : H:\SV2017\CHEM06\07JUL\24\
Data File : 0724_15.D
Acq On : 24 Jul 2017 3:53 pm
Operator :
Client ID : ICAL 10
Lab ID : 10PPM 8270;MIX BENZIDINE
ALS Vial : 15 Sample Multiplier: 1

Quant Time: Jul 24 19:21:50 2017
Quant Method : H:\SV2017\CHEM06\METHODS\SPLIT_0724.M
Quant Title : Semivolatiles by GC/MS - EPA Method 625/8270
QLast Update : Mon Jul 24 15:01:47 2017
Response via : Initial Calibration



Quantitation Report (QT Reviewed)

Data Path : H:\SV2017\CHEM06\07JUL\24\
Data File : 0724_16.D
Acq On : 24 Jul 2017 4:16 pm
Operator :
Client ID : ICAL 3.5
Lab ID : 3.5PPM 8270;MIX BENZIDINE
ALS Vial : 16 Sample Multiplier: 1

Quant Time: Jul 24 19:21:52 2017
Quant Method : H:\SV2017\CHEM06\METHODS\SPLIT_0724.M
Quant Title : Semivolatiles by GC/MS - EPA Method 625/8270
QLast Update : Mon Jul 24 15:01:47 2017
Response via : Initial Calibration

Compound	R.T.	QIon	Response	Conc	Units	Dev(Min)
Internal Standards						
1) 1,4-Dichlorobenzene-d4	3.524	152	211239	40.000	ng	0.00
23) Naphthalene-d8	4.547	136	803515	40.000	ng	0.00
41) Acenaphthene-d10	6.062	164	440171	40.000	ng	0.00
65) Phenanthrene-d10	7.343	188	774115	40.000	ng	0.00
81) Chrysene-d12	10.152	240	846419	40.000	ng	-0.01
88) Perylene-d12	13.154	264	939202	40.000	ng	-0.01
System Monitoring Compounds						
5) % 2-Fluorophenol	0.000	112	0	0.000	ng	
Spiked Amount 75.000	Range 30 - 130		Recovery =	0.00%#		
6) % Phenol-d5	0.000	99	0	0.000	ng	
Spiked Amount 75.000	Range 30 - 130		Recovery =	0.00%#		
21) % Nitrobenzene-d5	3.977	82	53	0.008	ng	0.00
Spiked Amount 50.000	Range 30 - 130		Recovery =	0.02%#		
44) % 2-Fluorobiphenyl	0.000	172	0	0.000	ng	
Spiked Amount 50.000	Range 30 - 130		Recovery =	0.00%#		
66) % 2,4,6-Tribromophenol	0.000	62	0	0.000	ng	
Spiked Amount 75.000	Range 30 - 130		Recovery =	0.00%#		
80) % Terphenyl-d14	0.000	244	0	0.000	ng	
Spiked Amount 50.000			Recovery =	0.00%		
Target Compounds						Qvalue
78) Benzidine	8.542	184	61371	3.412	ng	97

(#)out of range (m)manual integration reviewed by analyst (+)signals summed

Quantitation Report (QT Reviewed)

Data Path : H:\SV2017\CHEM06\07JUL\24\
Data File : 0724_16.D
Acq On : 24 Jul 2017 4:16 pm
Operator :
Client ID : ICAL 3.5
Lab ID : 3.5PPM 8270;MIX BENZIDINE
ALS Vial : 16 Sample Multiplier: 1

Quant Time: Jul 24 19:21:52 2017
Quant Method : H:\SV2017\CHEM06\METHODS\SPLIT_0724.M
Quant Title : Semivolatiles by GC/MS - EPA Method 625/8270
QLast Update : Mon Jul 24 15:01:47 2017
Response via : Initial Calibration



Quantitation Report (QT Reviewed)

Data Path : H:\SV2017\CHEM06\07JUL\24\
Data File : 0724_17.D
Acq On : 24 Jul 2017 4:40 pm
Operator :
Client ID : ICAL 1
Lab ID : 1.0PPM 8270;MIX BENZIDINE
ALS Vial : 17 Sample Multiplier: 1

Quant Time: Jul 24 19:23:48 2017
Quant Method : H:\SV2017\CHEM06\METHODS\SPLIT_0724.M
Quant Title : Semivolatiles by GC/MS - EPA Method 625/8270
QLast Update : Mon Jul 24 15:01:47 2017
Response via : Initial Calibration

Compound	R.T.	QIon	Response	Conc	Units	Dev(Min)
Internal Standards						
1) 1,4-Dichlorobenzene-d4	3.524	152	164872	40.000	ng	0.00
23) Naphthalene-d8	4.547	136	622256	40.000	ng	0.00
41) Acenaphthene-d10	6.062	164	343218	40.000	ng	0.00
65) Phenanthrene-d10	7.343	188	611742	40.000	ng	0.00
81) Chrysene-d12	10.152	240	657469	40.000	ng	-0.01
88) Perylene-d12	13.148	264	731970	40.000	ng	-0.02
System Monitoring Compounds						
5) % 2-Fluorophenol	0.000	112	0	0.000	ng	
Spiked Amount 75.000	Range 30 - 130		Recovery =	0.00%#		
6) % Phenol-d5	0.000	99	0	0.000	ng	
Spiked Amount 75.000	Range 30 - 130		Recovery =	0.00%#		
21) % Nitrobenzene-d5	3.959	82	56	0.010	ng	-0.02
Spiked Amount 50.000	Range 30 - 130		Recovery =	0.02%#		
44) % 2-Fluorobiphenyl	0.000	172	0	0.000	ng	
Spiked Amount 50.000	Range 30 - 130		Recovery =	0.00%#		
66) % 2,4,6-Tribromophenol	0.000	62	0	0.000	ng	
Spiked Amount 75.000	Range 30 - 130		Recovery =	0.00%#		
80) % Terphenyl-d14	0.000	244	0	0.000	ng	
Spiked Amount 50.000			Recovery =	0.00%		
Target Compounds						Qvalue
78) Benzidine	8.542	184	12491m	0.879	ng	

(#)out of range (m)manual integration reviewed by analyst (+)signals summed

Quantitation Report (QT Reviewed)

Data Path : H:\SV2017\CHEM06\07JUL\24\
Data File : 0724_17.D
Acq On : 24 Jul 2017 4:40 pm
Operator :
Client ID : ICAL 1
Lab ID : 1.0PPM 8270;MIX BENZIDINE
ALS Vial : 17 Sample Multiplier: 1

Quant Time: Jul 24 19:23:48 2017
Quant Method : H:\SV2017\CHEM06\METHODS\SPLIT_0724.M
Quant Title : Semivolatiles by GC/MS - EPA Method 625/8270
QLast Update : Mon Jul 24 15:01:47 2017
Response via : Initial Calibration

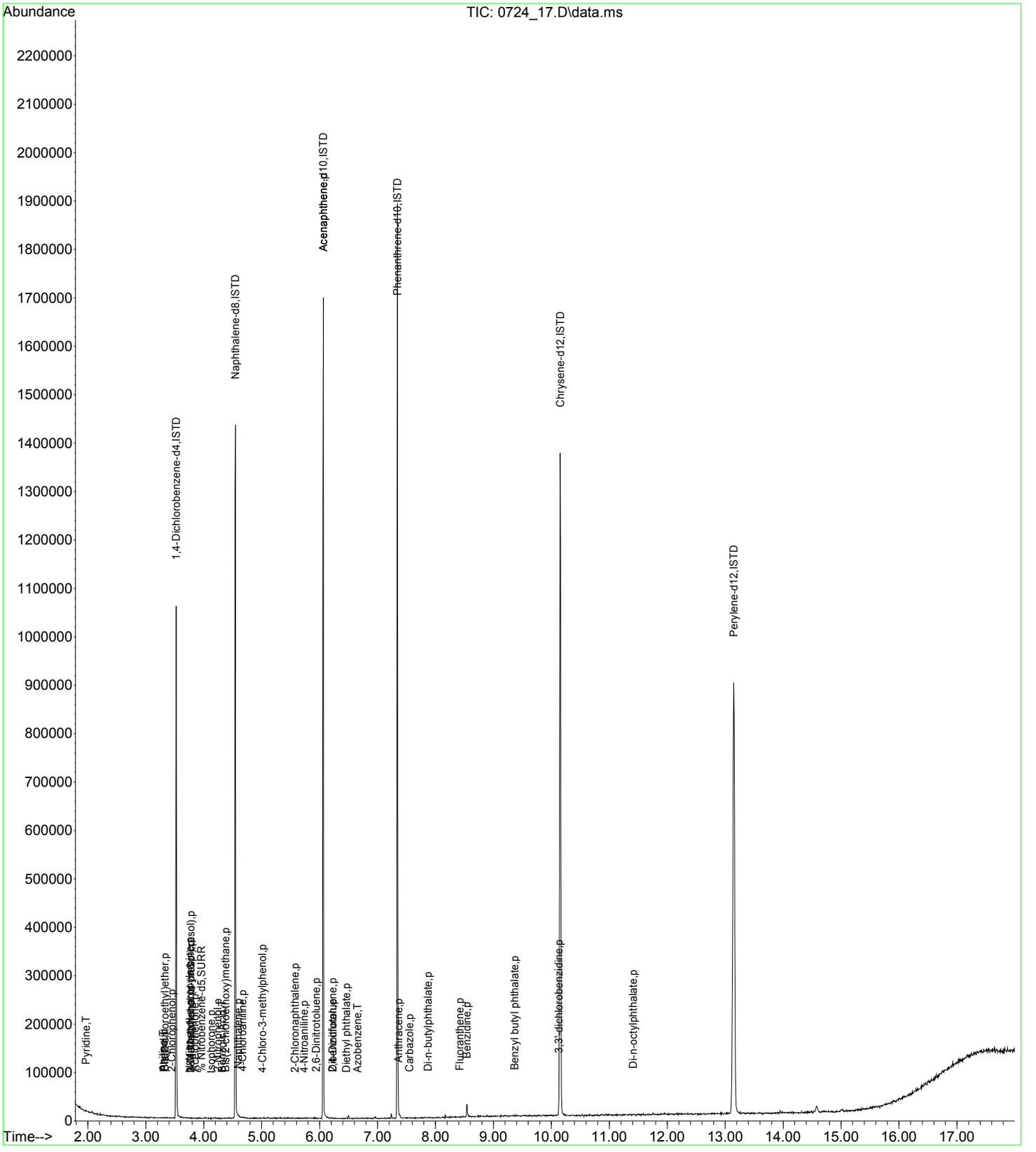

SEMIVOLATILE ORGANICS INITIAL CALIBRATION DATA (SIM SCAN)

Lab Name: Phoenix Environmental Labs Client: NETC

Lab Code: Phoenix Case No.: SAS No.: SDG No.: GBY76292

Instrument ID: CHEM07 Calibration Date(s): 07/25/17 07/25/17

Heated Purge (Y/N): Y Calibration Time(s): 12:34 15:52

GC Column: v factor 4 Method File: SIM_0725.M

LAB FILE ID:

RRF 0.02	0725_09.D	RRF 0.05	0725_08.D	RRF 0.25	0725_07.D	RRF 0.5	0725_06.D		
RRF 1	0725_05.D	RRF 2.5	0725_02.D	RRF 5	0725_04.D	RRF 10	0725_03.D		

COMPOUND		RRF 0.02	RRF 0.05	RRF 0.25	RRF 0.5	RRF 1	RRF 2.5	RRF 5	RRF 10	$\overline{RRF}$	% RSD	% RSD LIMITS
N-nitrosodimethylamine		0.461	0.479	0.488	0.469	0.473	0.427	0.441	0.381	0.452	7.8	20 (40)
Hexachloroethane		0.381	0.353	0.359	0.368	0.351	0.324	0.316	0.292	0.343	8.6	20 (40)
Nitrobenzene		0.376	0.312	0.350	0.355	0.335	0.315	0.315	0.302	0.333	7.8	20 (40)
Hexachlorobutadiene		0.161	0.179	0.173	0.169	0.162	0.164	0.157	0.156	0.165	4.9	20 (40)
1,2,4,5-Tetrachlorobenzene		0.272	0.262	0.269	0.263	0.252	0.251	0.242	0.240	0.256	4.7	20 (40)
Acenaphthylene		1.669	1.761	1.878	1.889	2.014	1.975	2.045	2.053	1.911	7.3	20 (40)
Hexachlorobenzene		0.264	0.246	0.240	0.234	0.230	0.233	0.225	0.229	0.238	5.2	20 (40)
Pentachlorophenol		0.119	0.129	0.114	0.119	0.121	0.132	0.134	0.138	0.126	6.9	20 (40)
Pentachloronitrobenzene		0.072	0.072	0.069	0.073	0.073	0.077	0.082	0.082	0.075	6.5	20 (40)
Phenanthrene		1.527	1.345	1.336	1.292	1.255	1.195	1.241	1.266	1.307	7.8	20 (40)
Bis(2-ethylhexyl)phthalate		1.054	0.862	0.852	0.933	1.029	1.109	1.247	1.237	1.040	14.8	20 (40)
Benz(a)anthracene		1.338	1.288	1.202	1.254	1.290	1.295	1.356	1.360	1.298	4.2	20 (40)
Chrysene				1.326	1.286	1.274	1.208	1.245	1.246	1.264	3.2	20 (40)
Benzo(b)fluoranthene		1.249	1.196	1.139	1.257	1.231	1.227	1.338	1.487	1.265	8.4	20 (40)
Benzo(k)fluoranthene		1.081	1.135	1.138	1.220	1.253	1.225	1.246	1.216	1.189	5.3	20 (40)
Benzo(a)pyrene		0.942	0.960	0.980	1.078	1.112	1.119	1.199	1.256	1.081	10.6	20 (40)
Indeno(1,2,3-cd)pyrene		0.954	1.065	1.128	1.185	1.237	1.254	1.363	1.434	1.202	12.9	20 (40)
Dibenz(a,h)anthracene		0.817	0.891	0.950	0.976	1.022	1.047	1.149	1.231	1.010	13.3	20 (40)
Benzo(ghi)perylene		0.967	0.966	1.025	1.028	1.052	1.076	1.128	1.146	1.048	6.4	20 (40)
% 2-Fluorophenol		0.588	0.613	0.707	0.699	0.684	0.635	0.616	0.556	0.637	8.6	20 (40)
% Phenol-d5		0.876	0.812	0.892	0.875	0.862	0.798	0.771	0.694	0.823	8.2	20 (40)
% Nitrobenzene-d5		0.757	0.803	0.842	0.874	0.867	0.790	0.794	0.716	0.806	6.8	20 (40)
% 2-Fluorobiphenyl		1.435	1.412	1.465	1.451	1.435	1.388	1.419	1.409	1.427	1.7	20 (40)
% 2,4,6-Tribromophenol		0.075	0.081	0.095	0.084	0.089	0.095	0.095	0.096	0.089	8.9	20 (40)
% Terphenyl-d14		0.600	0.654	0.670	0.698	0.701	0.685	0.716	0.723	0.681	5.9	20 (40)

(*) Recommended RRF not met (+) %D exceeds criteria % (#) %D exceeds (maximum) %
%D: 10% of target compounds are allowed to be above criteria %, but must be less than the (maximum) %

FORM VI SVOA

Method Path : H:\SV2017\CHEM07\METHODS\
Method File : SIM_0725.M
Title : Semivolatiles by GC/MS - EPA Method 625/8270
Last Update : Wed Aug 31 11:09:13 2016
Response Via : Initial Calibration

Calibration Files (Note: Curves (l,lf,q,qf) display calculated conc and corr. coefficient.)
0.02=0725_09.D 0.05=0725_08.D 0.25=0725_07.D 0.5 =0725_06.D 1.0 =0725_05.D 2.5 =0725_02.D 5 =0725_04.D 10 =0725_03.D

	Compound	0.02	0.05	0.25	0.5	1.0	2.5	5	10	Avg	%RSD
1)	ISTD1,4-Dichlorobenzen...	----------	ISTD	----------							
2)	t N-nitrosodimet...	0.461	0.479	0.488	0.469	0.473	0.427	0.441	0.381	0.452	7.79
4)	SURR% 2-Fluorophenol	0.588	0.613	0.707	0.699	0.684	0.635	0.616	0.556	0.637	8.58
5)	SURR% Phenol-d5	0.876	0.812	0.892	0.875	0.862	0.798	0.771	0.694	0.823	8.21
10)	t Hexachloroethane	0.381	0.353	0.359	0.368	0.351	0.324	0.316	0.292	0.343	8.59
11)	SURR% Nitrobenzene-d5	0.757	0.803	0.842	0.874	0.867	0.790	0.794	0.716	0.806	6.75
12)	ISTDNaphthalene-d8	----------	ISTD	----------							
13)	Nitrobenzene	0.376	0.312	0.350	0.355	0.335	0.315	0.315	0.302	0.333	7.76
18)	t Hexachlorobuta...	0.161	0.179	0.173	0.169	0.162	0.164	0.157	0.156	0.165	4.86
22)	t 1,2,4,5-Tetrac...	0.272	0.262	0.269	0.263	0.252	0.251	0.242	0.240	0.256	4.65
23)	ISTDAcenaphthene-d10	----------	ISTD	----------							
26)	SURR% 2-Fluorobiph...	1.435	1.412	1.465	1.451	1.435	1.388	1.419	1.409	1.427	1.73
28)	t Acenaphthylene	1.669	1.761	1.878	1.889	2.014	1.975	2.045	2.053	1.911	7.28
36)	ISTDPhenanthrene-d10	----------	ISTD	----------							
37)	surr% 2,4,6-Tribro...	0.075	0.081	0.095	0.084	0.089	0.095	0.095	0.096	0.089	8.92
38)	t Hexachlorobenzene	0.264	0.246	0.240	0.234	0.230	0.233	0.225	0.229	0.238	5.20
40)	t Pentachlorophenol	0.119	0.129	0.114	0.119	0.121	0.132	0.134	0.138	0.126	6.91
41)	t Pentachloronit...	0.072	0.072	0.069	0.073	0.073	0.077	0.082	0.082	0.075	6.46
42)	t Phenanthrene	1.527	1.345	1.336	1.292	1.255	1.195	1.241	1.266	1.307	7.77
47)	Surr% Terphenyl-d14	0.600	0.654	0.670	0.698	0.701	0.685	0.716	0.723	0.681	5.88
48)	ISTDChrysene-d12	----------	ISTD	----------							
49)	t Bis(2-ethylhex...	1.054	0.862	0.852	0.933	1.029	1.109	1.247	1.237	1.040	14.77
50)	t Benz(a)anthracene	1.338	1.288	1.202	1.254	1.290	1.295	1.356	1.360	1.298	4.15
51)	t Chrysene			1.326	1.286	1.274	1.208	1.245	1.246	1.264	3.22
52)	ISTDPerylene-d12	----------	ISTD	----------							
53)	t Benzo(b)fluora...	1.249	1.196	1.139	1.257	1.231	1.227	1.338	1.487	1.265	8.36
54)	t Benzo(k)fluora...	1.081	1.135	1.138	1.220	1.253	1.225	1.246	1.216	1.189	5.25
55)	t Benzo(a)pyrene	0.942	0.960	0.980	1.078	1.112	1.119	1.199	1.256	1.081	10.57
56)	t Indeno(1,2,3-c...	0.954	1.065	1.128	1.185	1.237	1.254	1.363	1.434	1.202	12.94
57)	t Dibenz(a,h)ant...	0.817	0.891	0.950	0.976	1.022	1.047	1.149	1.231	1.010	13.27
58)	t Benzo(ghi)pery...	0.967	0.966	1.025	1.028	1.052	1.076	1.128	1.146	1.048	6.35

(#,$,@)=Out of Range l=linear lf=linear(0,0) q=Quadratic qf=Quadratic(0,0)

Quantitation Report (QT Reviewed)

Data Path : H:\SV2017\CHEM07\07JUL\25\
Data File : 0725_02.D
Acq On : 25 Jul 2017 12:34 pm
Operator :
Client ID : ICAL 2.5
Lab ID : 2.5PPM 8270;16O
ALS Vial : 2 Sample Multiplier: 1

Quant Time: Jul 25 14:18:05 2017
Quant Method : H:\SV2017\CHEM07\METHODS\SIM_0725.M
Quant Title : Semivolatiles by GC/MS - EPA Method 625/8270
QLast Update : Tue Jul 25 11:24:38 2017
Response via : Initial Calibration

Compound	R.T.	QIon	Response	Conc	Units	Dev(Min)
Internal Standards						
1) 1,4-Dichlorobenzene-d4	6.464	150	589751	4.000	ng	0.00
12) Naphthalene-d8	8.535	136	1507940m	4.000	ng	0.00
23) Acenaphthene-d10	11.466	164	760072	4.000	ng	0.00
36) Phenanthrene-d10	13.851	188	1236321	4.000	ng	0.00
48) Chrysene-d12	18.146	240	1011944	4.000	ng	0.00
52) Perylene-d12	20.133	264	1064055	4.000	ng	0.00
System Monitoring Compounds						
4) % 2-Fluorophenol	4.721	112	234050	2.305	ng	0.00
Spiked Amount 7.500			Recovery =	30.80%		
5) % Phenol-d5	5.958	99	294019	2.238	ng	0.00
Spiked Amount 7.500			Recovery =	29.87%		
11) % Nitrobenzene-d5	7.393	82	291358	2.396	ng	0.00
Spiked Amount 5.000			Recovery =	48.00%		
26) % 2-Fluorobiphenyl	10.377	172	659428	2.427	ng	0.00
Spiked Amount 5.000			Recovery =	48.60%		
37) % 2,4,6-Tribromophenol	12.764	330	73472	2.906	ng	0.00
Spiked Amount 7.500			Recovery =	38.80%		
47) % Terphenyl-d14	16.464	244	529434	2.690	ng	0.00
Spiked Amount 5.000			Recovery =	53.80%		
Target Compounds						Qvalue
2) N-nitrosodimethylamine	3.423	42	157234	2.480	ng	# 1
10) Hexachloroethane	7.263	117	119599	2.450	ng	95
13) Nitrobenzene	7.426	77	297096	2.222	ng	99
18) Hexachlorobutadiene	8.882	225	154152	2.664	ng	99
22) 1,2,4,5-Tetrachloroben...	10.070	216	236715	2.563	ng	98
28) Acenaphthylene	11.206	152	938335	2.786	ng	99
38) Hexachlorobenzene	13.367	284	180024	2.419	ng	99
40) Pentachlorophenol	13.662	266	101823	3.234	ng	100
41) Pentachloronitrobenzene	13.793	214	59725	2.998	ng	94
42) Phenanthrene	13.880	178	923202	2.221	ng	100
49) Bis(2-ethylhexyl)phtha...	18.289	149	701294	2.840	ng	100
50) Benz(a)anthracene	18.120	228	819133	2.636	ng	100
51) Chrysene	18.188	228	763992	2.345	ng	99
53) Benzo(b)fluoranthene	19.686	252	816089	2.477	ng	98
54) Benzo(k)fluoranthene	19.712	252	814498	2.487	ng	84
55) Benzo(a)pyrene	20.064	252	744022	2.705	ng	98
56) Indeno(1,2,3-cd)pyrene	21.447	276	833749	2.706	ng	99
57) Dibenz(a,h)anthracene	21.457	278	696237	2.719	ng	100
58) Benzo(ghi)perylene	21.806	276	715493	2.411	ng	88

(#)out of range (m)manual integration reviewed by analyst (+)signals summed

Quantitation Report (QT Reviewed)

Data Path : H:\SV2017\CHEM07\07JUL\25\
Data File : 0725_02.D
Acq On : 25 Jul 2017 12:34 pm
Operator :
Client ID : ICAL 2.5
Lab ID : 2.5PPM 8270;160
ALS Vial : 2 Sample Multiplier: 1

Quant Time: Jul 25 14:18:05 2017
Quant Method : H:\SV2017\CHEM07\METHODS\SIM_0725.M
Quant Title : Semivolatiles by GC/MS - EPA Method 625/8270
QLast Update : Tue Jul 25 11:24:38 2017
Response via : Initial Calibration

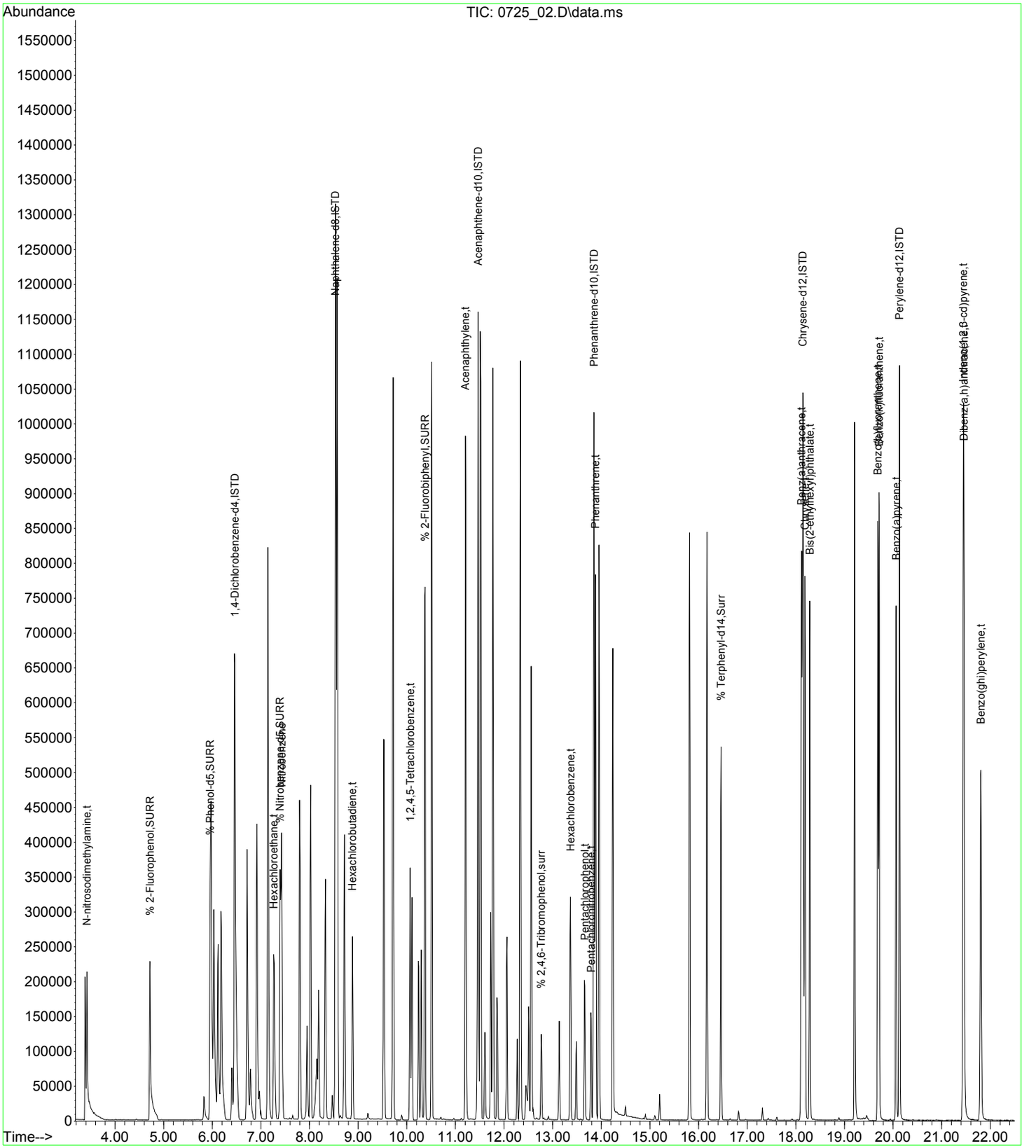

Quantitation Report (QT Reviewed)

Data Path : H:\SV2017\CHEM07\07JUL\25\
Data File : 0725_03.D
Acq On : 25 Jul 2017 1:06 pm
Operator :
Client ID : ICAL 10
Lab ID : 10PPM 8270;
ALS Vial : 3 Sample Multiplier: 1

Quant Time: Jul 25 14:17:47 2017
Quant Method : H:\SV2017\CHEM07\METHODS\SIM_0725.M
Quant Title : Semivolatiles by GC/MS - EPA Method 625/8270
QLast Update : Tue Jul 25 13:09:40 2017
Response via : Initial Calibration

Compound	R.T.	QIon	Response	Conc	Units	Dev(Min)
Internal Standards						
1) 1,4-Dichlorobenzene-d4	6.464	150	693162	4.000	ng	0.00
12) Naphthalene-d8	8.534	136	1639379m	4.000	ng	0.00
23) Acenaphthene-d10	11.466	164	804600	4.000	ng	0.00
36) Phenanthrene-d10	13.851	188	1315798	4.000	ng	0.00
48) Chrysene-d12	18.157	240	1095015	4.000	ng	0.01
52) Perylene-d12	20.137	264	1082535	4.000	ng	0.00
System Monitoring Compounds						
4) % 2-Fluorophenol	4.721	112	964078	8.761	ng	0.00
Spiked Amount 7.500			Recovery = 116.80%			
5) % Phenol-d5	5.965	99	1202411	8.699	ng	0.00
Spiked Amount 7.500			Recovery = 116.00%			
11) % Nitrobenzene-d5	7.393	82	1240555	9.057	ng	0.00
Spiked Amount 5.000			Recovery = 181.20%			
26) % 2-Fluorobiphenyl	10.377	172	2834293	10.151	ng	0.00
Spiked Amount 5.000			Recovery = 203.00%			
37) % 2,4,6-Tribromophenol	12.773	330	317324	10.145	ng	0.00
Spiked Amount 7.500			Recovery = 135.33%			
47) % Terphenyl-d14	16.464	244	2378512	10.553	ng	0.00
Spiked Amount 5.000			Recovery = 211.00%			
Target Compounds						Qvalue
2) N-nitrosodimethylamine	3.423	42	659450	8.921	ng	99
10) Hexachloroethane	7.263	117	506519	9.008	ng	99
13) Nitrobenzene	7.426	77	1238961	9.943	ng	99
18) Hexachlorobutadiene	8.882	225	640510	9.906	ng	99
22) 1,2,4,5-Tetrachloroben...	10.070	216	985418	9.925	ng	100
28) Acenaphthylene	11.215	152	4128984	10.392	ng	99
38) Hexachlorobenzene	13.367	284	754336	9.843	ng	99
40) Pentachlorophenol	13.662	266	454569	10.487	ng	99
41) Pentachloronitrobenzene	13.800	214	270473	10.638	ng	100
42) Phenanthrene	13.895	178	4164857	10.597	ng	100
49) Bis(2-ethylhexyl)phtha...	18.289	149	3387263	11.159	ng	99
50) Benz(a)anthracene	18.125	228	3724341	10.504	ng	100
51) Chrysene	18.199	228	3410662	10.314	ng	100
53) Benzo(b)fluoranthene	19.695	252	4024655	12.119	ng	100
54) Benzo(k)fluoranthene	19.722	252	3290994	9.929	ng	99
55) Benzo(a)pyrene	20.071	252	3400182	11.230	ng	99
56) Indeno(1,2,3-cd)pyrene	21.460	276	3880420	11.437	ng	100
57) Dibenz(a,h)anthracene	21.467	278	3330811	11.756	ng	100
58) Benzo(ghi)perylene	21.819	276	3100968	10.650	ng	99

(#)out of range (m)manual integration reviewed by analyst (+)signals summed

Quantitation Report (QT Reviewed)

Data Path : H:\SV2017\CHEM07\07JUL\25\
Data File : 0725_03.D
Acq On : 25 Jul 2017 1:06 pm
Operator :
Client ID : ICAL 10
Lab ID : 10PPM 8270;
ALS Vial : 3 Sample Multiplier: 1

Quant Time: Jul 25 14:17:47 2017
Quant Method : H:\SV2017\CHEM07\METHODS\SIM_0725.M
Quant Title : Semivolatiles by GC/MS - EPA Method 625/8270
QLast Update : Tue Jul 25 13:09:40 2017
Response via : Initial Calibration

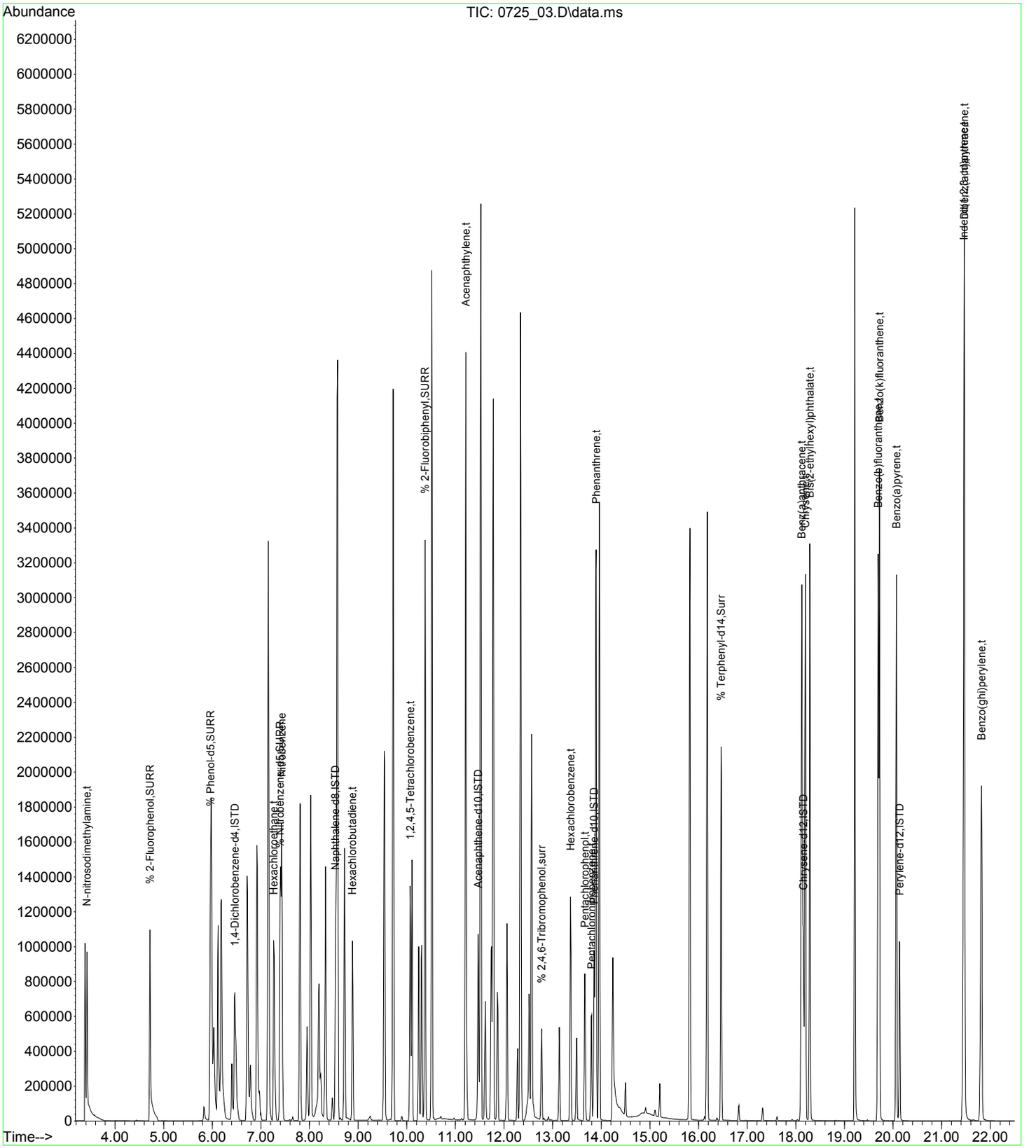

Quantitation Report (QT Reviewed)

Data Path : H:\SV2017\CHEM07\07JUL\25\
Data File : 0725_04.D
Acq On : 25 Jul 2017 1:34 pm
Operator :
Client ID : ICAL 5
Lab ID : 5PPM 8270;
ALS Vial : 4 Sample Multiplier: 1

Quant Time: Jul 25 14:18:51 2017
Quant Method : H:\SV2017\CHEM07\METHODS\SIM_0725.M
Quant Title : Semivolatiles by GC/MS - EPA Method 625/8270
QLast Update : Tue Jul 25 14:18:31 2017
Response via : Initial Calibration

Compound	R.T.	QIon	Response	Conc	Units	Dev(Min)
Internal Standards						
1) 1,4-Dichlorobenzene-d4	6.464	150	614345	4.000	ng	0.00
12) Naphthalene-d8	8.535	136	1537772m	4.000	ng	0.00
23) Acenaphthene-d10	11.466	164	767030	4.000	ng	0.00
36) Phenanthrene-d10	13.851	188	1230472	4.000	ng	0.00
48) Chrysene-d12	18.151	240	992113	4.000	ng	0.00
52) Perylene-d12	20.134	264	1016525	4.000	ng	0.00
System Monitoring Compounds						
4) % 2-Fluorophenol	4.721	112	473302	5.174	ng	0.00
Spiked Amount 7.500			Recovery	= 68.93%		
5) % Phenol-d5	5.965	99	592452	5.172	ng	0.00
Spiked Amount 7.500			Recovery	= 68.93%		
11) % Nitrobenzene-d5	7.393	82	609418	5.268	ng	0.00
Spiked Amount 5.000			Recovery	= 105.40%		
26) % 2-Fluorobiphenyl	10.377	172	1360092	5.071	ng	0.00
Spiked Amount 5.000			Recovery	= 101.40%		
37) % 2,4,6-Tribromophenol	12.774	330	146007	4.956	ng	0.00
Spiked Amount 7.500			Recovery	= 66.13%		
47) % Terphenyl-d14	16.464	244	1101981	5.088	ng	0.00
Spiked Amount 5.000			Recovery	= 101.80%		
Target Compounds						Qvalue
2) N-nitrosodimethylamine	3.416	42	338420m	5.460	ng	
10) Hexachloroethane	7.263	117	242929	5.129	ng	98
13) Nitrobenzene	7.426	77	604821	5.095	ng	100
18) Hexachlorobutadiene	8.882	225	300871	4.894	ng	100
22) 1,2,4,5-Tetrachloroben...	10.070	216	464730	4.918	ng	99
28) Acenaphthylene	11.216	152	1961047	5.078	ng	99
38) Hexachlorobenzene	13.367	284	346701	4.876	ng	100
40) Pentachlorophenol	13.662	266	206335	4.969	ng	100
41) Pentachloronitrobenzene	13.793	214	125780	5.127	ng	98
42) Phenanthrene	13.887	178	1908776	5.043	ng	100
49) Bis(2-ethylhexyl)phtha...	18.289	149	1546380	5.315	ng	100
50) Benz(a)anthracene	18.120	228	1682087	5.108	ng	100
51) Chrysene	18.194	228	1544011	5.074	ng	100
53) Benzo(b)fluoranthene	19.689	252	1700723	4.931	ng	100
54) Benzo(k)fluoranthene	19.715	252	1583085	5.104	ng	100
55) Benzo(a)pyrene	20.064	252	1523542	5.048	ng	100
56) Indeno(1,2,3-cd)pyrene	21.450	276	1731447	5.070	ng	100
57) Dibenz(a,h)anthracene	21.457	278	1459539	5.043	ng	100
58) Benzo(ghi)perylene	21.809	276	1433031	5.076	ng	100

(#)out of range (m)manual integration reviewed by analyst (+)signals summed

Quantitation Report (QT Reviewed)

Data Path : H:\SV2017\CHEM07\07JUL\25\
Data File : 0725_04.D
Acq On : 25 Jul 2017 1:34 pm
Operator :
Client ID : ICAL 5
Lab ID : 5PPM 8270;
ALS Vial : 4 Sample Multiplier: 1

Quant Time: Jul 25 14:18:51 2017
Quant Method : H:\SV2017\CHEM07\METHODS\SIM_0725.M
Quant Title : Semivolatiles by GC/MS - EPA Method 625/8270
QLast Update : Tue Jul 25 14:18:31 2017
Response via : Initial Calibration



Quantitation Report (QT Reviewed)

Data Path : H:\SV2017\CHEM07\07JUL\25\
Data File : 0725_05.D
Acq On : 25 Jul 2017 2:02 pm
Operator :
Client ID : ICAL 1
Lab ID : 1PPM 8270;
ALS Vial : 5 Sample Multiplier: 1

Quant Time: Jul 26 08:33:21 2017
Quant Method : H:\SV2017\CHEM07\METHODS\SIM_0725.M
Quant Title : Semivolatiles by GC/MS - EPA Method 625/8270
QLast Update : Tue Jul 25 14:19:05 2017
Response via : Initial Calibration

Compound	R.T.	QIon	Response	Conc	Units	Dev(Min)
Internal Standards						
1) 1,4-Dichlorobenzene-d4	6.464	150	539174	4.000	ng	0.00
12) Naphthalene-d8	8.535	136	1418196	4.000	ng	0.00
23) Acenaphthene-d10	11.466	164	713425	4.000	ng	0.00
36) Phenanthrene-d10	13.844	188	1136227	4.000	ng	0.00
48) Chrysene-d12	18.146	240	922357	4.000	ng	0.00
52) Perylene-d12	20.134	264	963373	4.000	ng	0.00
System Monitoring Compounds						
4) % 2-Fluorophenol	4.721	112	92260	1.136	ng	0.00
Spiked Amount 7.500			Recovery =	15.20%		
5) % Phenol-d5	5.958	99	116247	1.143	ng	0.00
Spiked Amount 7.500			Recovery =	15.20%		
11) % Nitrobenzene-d5	7.393	82	116916	1.131	ng	0.00
Spiked Amount 5.000			Recovery =	22.60%		
26) % 2-Fluorobiphenyl	10.369	172	255988	1.021	ng	0.00
Spiked Amount 5.000			Recovery =	20.40%		
37) % 2,4,6-Tribromophenol	12.764	330	25309	0.933	ng	0.00
Spiked Amount 7.500			Recovery =	12.40%		
47) % Terphenyl-d14	16.456	244	199209	0.990	ng	0.00
Spiked Amount 5.000			Recovery =	19.80%		
Target Compounds						Qvalue
2) N-nitrosodimethylamine	3.423	42	63740m	1.137	ng	
10) Hexachloroethane	7.263	117	47320	1.129	ng	97
13) Nitrobenzene	7.426	77	118663	1.077	ng	98
18) Hexachlorobutadiene	8.882	225	57459	1.021	ng	99
22) 1,2,4,5-Tetrachloroben...	10.070	216	89198	1.029	ng	100
28) Acenaphthylene	11.206	152	359287	0.995	ng	100
38) Hexachlorobenzene	13.367	284	65362	1.004	ng	98
40) Pentachlorophenol	13.655	266	34324	0.897	ng	99
41) Pentachloronitrobenzene	13.786	214	20604	0.902	ng	100
42) Phenanthrene	13.880	178	356516	1.017	ng	100
49) Bis(2-ethylhexyl)phtha...	18.284	149	237224m	0.859	ng	
50) Benz(a)anthracene	18.114	228	297384	0.964	ng	100
51) Chrysene	18.183	228	293861	1.034	ng	100
53) Benzo(b)fluoranthene	19.686	252	296524	0.911	ng	100
54) Benzo(k)fluoranthene	19.709	252	301684	1.019	ng	100
55) Benzo(a)pyrene	20.061	252	267860	0.934	ng	99
56) Indeno(1,2,3-cd)pyrene	21.441	276	298008	0.917	ng	100
57) Dibenz(a,h)anthracene	21.450	278	246024	0.894	ng	99
58) Benzo(ghi)perylene	21.799	276	253349	0.942	ng	100

(#)out of range (m)manual integration reviewed by analyst (+)signals summed

Quantitation Report (QT Reviewed)

Data Path : H:\SV2017\CHEM07\07JUL\25\
Data File : 0725_05.D
Acq On : 25 Jul 2017 2:02 pm
Operator :
Client ID : ICAL 1
Lab ID : 1PPM 8270;
ALS Vial : 5 Sample Multiplier: 1

Quant Time: Jul 26 08:33:21 2017
Quant Method : H:\SV2017\CHEM07\METHODS\SIM_0725.M
Quant Title : Semivolatiles by GC/MS - EPA Method 625/8270
QLast Update : Tue Jul 25 14:19:05 2017
Response via : Initial Calibration

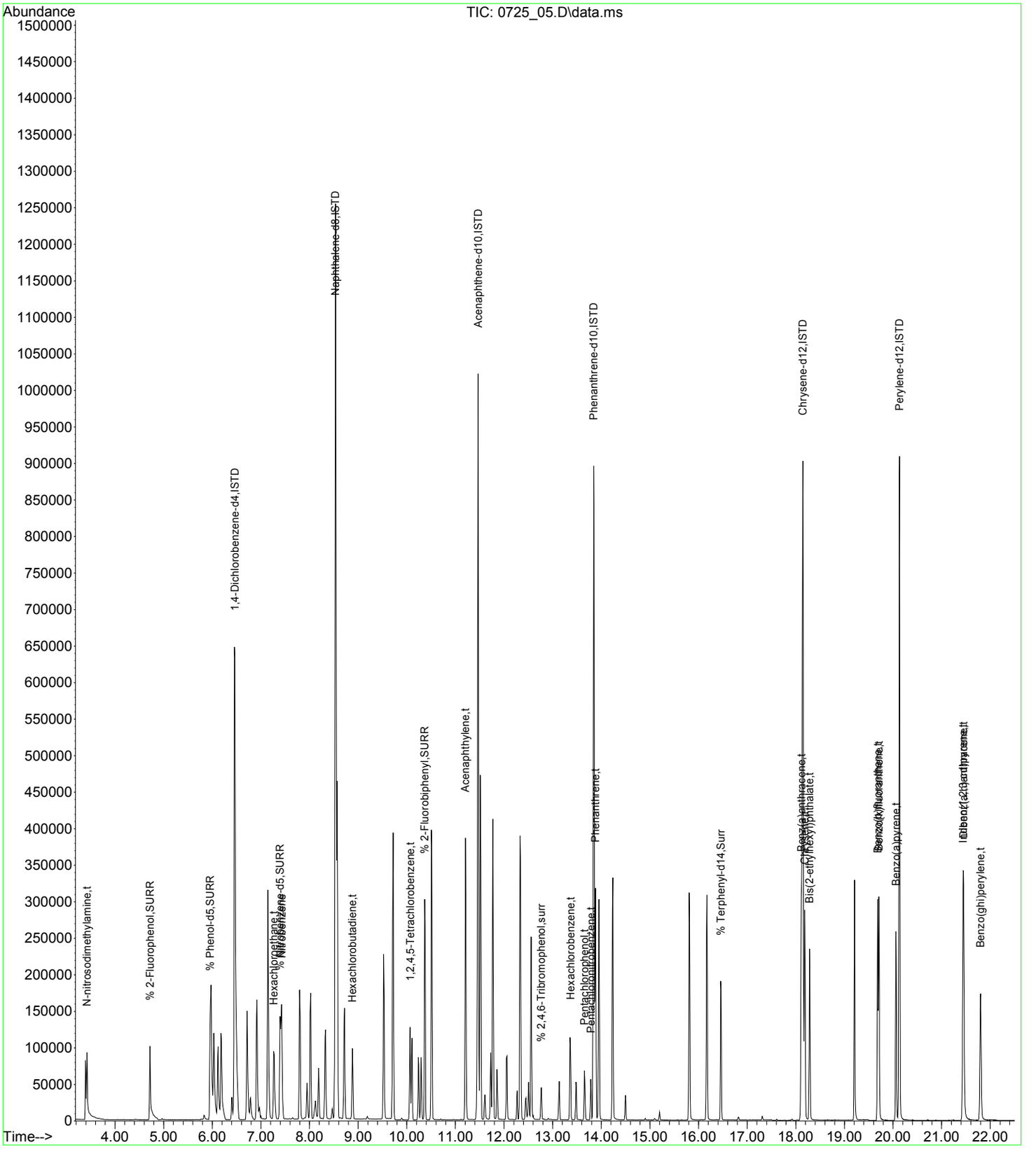

Quantitation Report (QT Reviewed)

Data Path : H:\SV2017\CHEM07\07JUL\25\
Data File : 0725_06.D
Acq On : 25 Jul 2017 2:29 pm
Operator :
Client ID : ICAL 0.5
Lab ID : 0.5PPM 8270;
ALS Vial : 6 Sample Multiplier: 1

Quant Time: Jul 26 08:34:22 2017
Quant Method : H:\SV2017\CHEM07\METHODS\SIM_0725.M
Quant Title : Semivolatiles by GC/MS - EPA Method 625/8270
QLast Update : Wed Jul 26 08:33:32 2017
Response via : Initial Calibration

Compound	R.T.	QIon	Response	Conc	Units	Dev(Min)
Internal Standards						
1) 1,4-Dichlorobenzene-d4	6.464	150	576613	4.000	ng	0.00
12) Naphthalene-d8	8.534	136	1512011	4.000	ng	0.00
23) Acenaphthene-d10	11.466	164	769661	4.000	ng	0.00
36) Phenanthrene-d10	13.844	188	1235446	4.000	ng	0.00
48) Chrysene-d12	18.146	240	1019163	4.000	ng	0.00
52) Perylene-d12	20.130	264	1064806	4.000	ng	0.00
System Monitoring Compounds						
4) % 2-Fluorophenol	4.729	112	50375	0.561	ng	0.00
Spiked Amount 7.500			Recovery =	7.47%		
5) % Phenol-d5	5.957	99	63062	0.560	ng	0.00
Spiked Amount 7.500			Recovery =	7.47%		
11) % Nitrobenzene-d5	7.393	82	63020	0.552	ng	0.00
Spiked Amount 5.000			Recovery =	11.00%		
26) % 2-Fluorobiphenyl	10.369	172	139580	0.513	ng	0.00
Spiked Amount 5.000			Recovery =	10.20%		
37) % 2,4,6-Tribromophenol	12.764	330	13034	0.449	ng	0.00
Spiked Amount 7.500			Recovery =	6.00%		
47) % Terphenyl-d14	16.456	244	107867	0.494	ng	0.00
Spiked Amount 5.000			Recovery =	9.80%		
Target Compounds						Qvalue
2) N-nitrosodimethylamine	3.431	42	33792m	0.545	ng	
10) Hexachloroethane	7.263	117	26508	0.573	ng	96
13) Nitrobenzene	7.426	77	67083	0.560	ng	97
18) Hexachlorobutadiene	8.882	225	31929	0.529	ng	99
22) 1,2,4,5-Tetrachloroben...	10.070	216	49629	0.533	ng	99
28) Acenaphthylene	11.206	152	181771	0.467	ng	98
38) Hexachlorobenzene	13.367	284	36092	0.509	ng	99
40) Pentachlorophenol	13.654	266	18329m	0.452	ng	
41) Pentachloronitrobenzene	13.785	214	11287m	0.466	ng	
42) Phenanthrene	13.880	178	199546	0.521	ng	100
49) Bis(2-ethylhexyl)phtha...	18.283	149	118876m	0.404	ng	
50) Benz(a)anthracene	18.114	228	159715	0.473	ng	100
51) Chrysene	18.188	228	163859	0.517	ng	100
53) Benzo(b)fluoranthene	19.682	252	167243	0.476	ng	100
54) Benzo(k)fluoranthene	19.709	252	162348	0.494	ng	100
55) Benzo(a)pyrene	20.058	252	143439	0.460	ng	100
56) Indeno(1,2,3-cd)pyrene	21.440	276	157731	0.448	ng	99
57) Dibenz(a,h)anthracene	21.447	278	129971	0.439	ng	100
58) Benzo(ghi)perylene	21.796	276	136828	0.467	ng	100

(#)out of range (m)manual integration reviewed by analyst (+)signals summed

Quantitation Report (QT Reviewed)

Data Path : H:\SV2017\CHEM07\07JUL\25\
Data File : 0725_06.D
Acq On : 25 Jul 2017 2:29 pm
Operator :
Client ID : ICAL 0.5
Lab ID : 0.5PPM 8270;
ALS Vial : 6 Sample Multiplier: 1

Quant Time: Jul 26 08:34:22 2017
Quant Method : H:\SV2017\CHEM07\METHODS\SIM_0725.M
Quant Title : Semivolatiles by GC/MS - EPA Method 625/8270
QLast Update : Wed Jul 26 08:33:32 2017
Response via : Initial Calibration

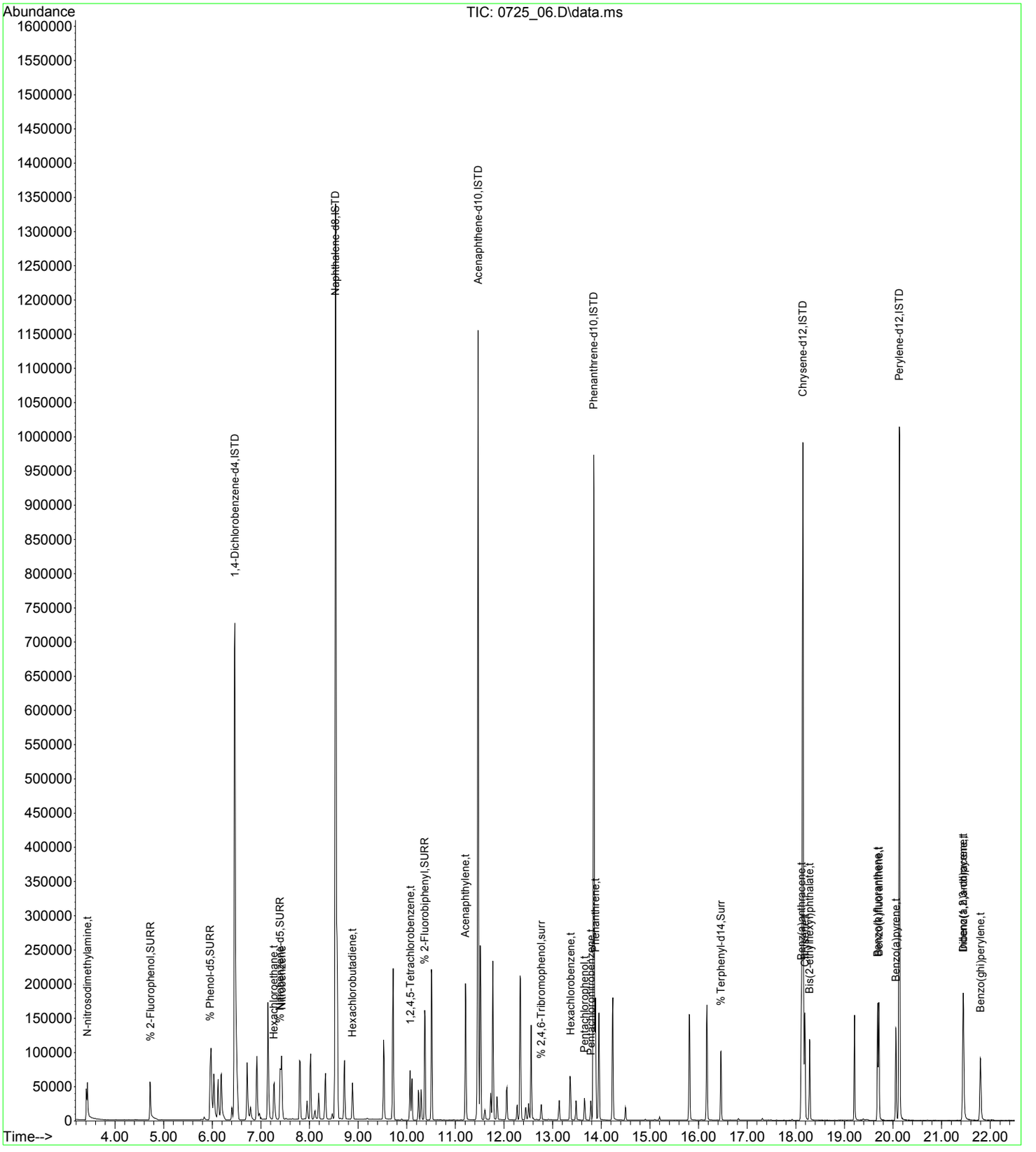

Quantitation Report (QT Reviewed)

Data Path : H:\SV2017\CHEM07\07JUL\25\
Data File : 0725_07.D
Acq On : 25 Jul 2017 2:57 pm
Operator :
Client ID : ICAL 0.25
Lab ID : 0.25PPM 8270;
ALS Vial : 7 Sample Multiplier: 1

Quant Time: Jul 26 08:35:28 2017
Quant Method : H:\SV2017\CHEM07\METHODS\SIM_0725.M
Quant Title : Semivolatiles by GC/MS - EPA Method 625/8270
QLast Update : Wed Jul 26 08:34:33 2017
Response via : Initial Calibration

Compound	R.T.	QIon	Response	Conc	Units	Dev(Min)
Internal Standards						
1) 1,4-Dichlorobenzene-d4	6.464	150	495515	4.000	ng	0.00
12) Naphthalene-d8	8.535	136	1275956	4.000	ng	0.00
23) Acenaphthene-d10	11.466	164	649507	4.000	ng	0.00
36) Phenanthrene-d10	13.844	188	1035521	4.000	ng	0.00
48) Chrysene-d12	18.146	240	834116	4.000	ng	0.00
52) Perylene-d12	20.130	264	861137	4.000	ng	0.00
System Monitoring Compounds						
4) % 2-Fluorophenol	4.729	112	21903	0.277	ng	0.00
Spiked Amount 7.500			Recovery =	3.73%		
5) % Phenol-d5	5.958	99	27634	0.279	ng	0.00
Spiked Amount 7.500			Recovery =	3.73%		
11) % Nitrobenzene-d5	7.393	82	26085	0.260	ng	0.00
Spiked Amount 5.000			Recovery =	5.20%		
26) % 2-Fluorobiphenyl	10.369	172	59463	0.258	ng	0.00
Spiked Amount 5.000			Recovery =	5.20%		
37) % 2,4,6-Tribromophenol	12.764	330	6119m	0.257	ng	0.00
Spiked Amount 7.500			Recovery =	3.47%		
47) % Terphenyl-d14	16.456	244	43350	0.238	ng	0.00
Spiked Amount 5.000			Recovery =	4.80%		
Target Compounds						Qvalue
2) N-nitrosodimethylamine	3.423	42	15108m	0.279	ng	
10) Hexachloroethane	7.263	117	11111	0.271	ng	97
13) Nitrobenzene	7.426	77	27951	0.270	ng	93
18) Hexachlorobutadiene	8.882	225	13834	0.269	ng	99
22) 1,2,4,5-Tetrachloroben...	10.070	216	21487	0.270	ng	98
28) Acenaphthylene	11.206	152	76220	0.235	ng	100
38) Hexachlorobenzene	13.367	284	15517	0.260	ng	95
40) Pentachlorophenol	13.662	266	7376m	0.221	ng	
41) Pentachloronitrobenzene	13.786	214	4479	0.224	ng	98
42) Phenanthrene	13.880	178	86493	0.267	ng	99
49) Bis(2-ethylhexyl)phtha...	18.284	149	44428m	0.192	ng	
50) Benz(a)anthracene	18.114	228	62652	0.229	ng	99
51) Chrysene	18.183	228	69139	0.265	ng	100
53) Benzo(b)fluoranthene	19.683	252	61289	0.218	ng	96
54) Benzo(k)fluoranthene	19.709	252	61262	0.231	ng	100
55) Benzo(a)pyrene	20.058	252	52733	0.212	ng	100
56) Indeno(1,2,3-cd)pyrene	21.437	276	60715m	0.218	ng	
57) Dibenz(a,h)anthracene	21.447	278	51113m	0.219	ng	
58) Benzo(ghi)perylene	21.796	276	55167m	0.236	ng	

(#)out of range (m)manual integration reviewed by analyst (+)signals summed

Quantitation Report (QT Reviewed)

Data Path : H:\SV2017\CHEM07\07JUL\25\
Data File : 0725_07.D
Acq On : 25 Jul 2017 2:57 pm
Operator :
Client ID : ICAL 0.25
Lab ID : 0.25PPM 8270;
ALS Vial : 7 Sample Multiplier: 1

Quant Time: Jul 26 08:35:28 2017
Quant Method : H:\SV2017\CHEM07\METHODS\SIM_0725.M
Quant Title : Semivolatiles by GC/MS - EPA Method 625/8270
QLast Update : Wed Jul 26 08:34:33 2017
Response via : Initial Calibration



Quantitation Report (QT Reviewed)

Data Path : H:\SV2017\CHEM07\07JUL\25\
Data File : 0725_08.D
Acq On : 25 Jul 2017 3:24 pm
Operator :
Client ID : ICAL 0.05
Lab ID : 0.05PPM 8270;
ALS Vial : 8 Sample Multiplier: 1

Quant Time: Jul 26 08:37:43 2017
Quant Method : H:\SV2017\CHEM07\METHODS\SIM_0725.M
Quant Title : Semivolatiles by GC/MS - EPA Method 625/8270
QLast Update : Wed Jul 26 08:35:36 2017
Response via : Initial Calibration

Compound	R.T.	QIon	Response	Conc	Units	Dev(Min)
Internal Standards						
1) 1,4-Dichlorobenzene-d4	6.464	150	521723	4.000	ng	0.00
12) Naphthalene-d8	8.535	136	1340704	4.000	ng	0.00
23) Acenaphthene-d10	11.466	164	678536	4.000	ng	0.00
36) Phenanthrene-d10	13.844	188	1086994	4.000	ng	0.00
48) Chrysene-d12	18.146	240	900018	4.000	ng	0.00
52) Perylene-d12	20.130	264	927303	4.000	ng	0.00
System Monitoring Compounds						
4) % 2-Fluorophenol	4.721	112	3995	0.047	ng	0.00
Spiked Amount 7.500			Recovery = 0.67%			
5) % Phenol-d5	5.958	99	5295	0.050	ng	0.00
Spiked Amount 7.500			Recovery = 0.67%			
11) % Nitrobenzene-d5	7.393	82	5238m	0.049	ng	0.00
Spiked Amount 5.000			Recovery = 1.00%			
26) % 2-Fluorobiphenyl	10.369	172	11977	0.049	ng	0.00
Spiked Amount 5.000			Recovery = 1.00%			
37) % 2,4,6-Tribromophenol	12.764	330	1100m	0.044	ng	0.00
Spiked Amount 7.500			Recovery = 0.53%			
47) % Terphenyl-d14	16.456	244	8885m	0.047	ng	0.00
Spiked Amount 5.000			Recovery = 1.00%			
Target Compounds						Qvalue
2) N-nitrosodimethylamine	3.439	42	3123m	0.054	ng	
10) Hexachloroethane	7.263	117	2301	0.053	ng	99
13) Nitrobenzene	7.426	77	5233	0.047	ng	92
18) Hexachlorobutadiene	8.882	225	2997	0.055	ng	93
22) 1,2,4,5-Tetrachloroben...	10.070	216	4394	0.052	ng	100
28) Acenaphthylene	11.206	152	14937m	0.045	ng	
38) Hexachlorobenzene	13.367	284	3337	0.053	ng	96
40) Pentachlorophenol	13.662	266	1749m	0.051	ng	
41) Pentachloronitrobenzene	13.786	214	976m	0.047	ng	
42) Phenanthrene	13.880	178	18274	0.053	ng	98
49) Bis(2-ethylhexyl)phtha...	18.284	149	9695m	0.040	ng	
50) Benz(a)anthracene	18.114	228	14493	0.050	ng	94
51) Chrysene	18.183	228	15080	0.053	ng	98
53) Benzo(b)fluoranthene	19.682	252	13862	0.047	ng	96
54) Benzo(k)fluoranthene	19.706	252	13155m	0.047	ng	
55) Benzo(a)pyrene	20.058	252	11123m	0.043	ng	
56) Indeno(1,2,3-cd)pyrene	21.437	276	12340m	0.042	ng	
57) Dibenz(a,h)anthracene	21.450	278	10325m	0.042	ng	
58) Benzo(ghi)perylene	21.796	276	11195m	0.045	ng	

(#)out of range (m)manual integration reviewed by analyst (+)signals summed

Quantitation Report (QT Reviewed)

Data Path : H:\SV2017\CHEM07\07JUL\25\
Data File : 0725_08.D
Acq On : 25 Jul 2017 3:24 pm
Operator :
Client ID : ICAL 0.05
Lab ID : 0.05PPM 8270;
ALS Vial : 8 Sample Multiplier: 1

Quant Time: Jul 26 08:37:43 2017
Quant Method : H:\SV2017\CHEM07\METHODS\SIM_0725.M
Quant Title : Semivolatiles by GC/MS - EPA Method 625/8270
QLast Update : Wed Jul 26 08:35:36 2017
Response via : Initial Calibration



Quantitation Report (QT Reviewed)

Data Path : H:\SV2017\CHEM07\07JUL\25\
Data File : 0725_09.D
Acq On : 25 Jul 2017 3:52 pm
Operator :
Client ID : ICAL 0.02
Lab ID : 0.02PPM 8270;
ALS Vial : 9 Sample Multiplier: 1

Quant Time: Jul 26 08:39:24 2017
Quant Method : H:\SV2017\CHEM07\METHODS\SIM_0725.M
Quant Title : Semivolatiles by GC/MS - EPA Method 625/8270
QLast Update : Wed Jul 26 08:37:50 2017
Response via : Initial Calibration

Compound	R.T.	QIon	Response	Conc	Units		Dev(Min)
Internal Standards							
1) 1,4-Dichlorobenzene-d4	6.464	150	519426	4.000	ng		0.00
12) Naphthalene-d8	8.535	136	1328764	4.000	ng		0.00
23) Acenaphthene-d10	11.466	164	670931	4.000	ng		0.00
36) Phenanthrene-d10	13.844	188	1068774	4.000	ng		0.00
48) Chrysene-d12	18.141	240	882322	4.000	ng		0.00
52) Perylene-d12	20.127	264	902896	4.000	ng		0.00
System Monitoring Compounds							
4) % 2-Fluorophenol	4.729	112	1527	0.018	ng		0.00
Spiked Amount 7.500			Recovery =	0.27%			
5) % Phenol-d5	5.958	99	2275	0.021	ng		0.00
Spiked Amount 7.500			Recovery =	0.27%			
11) % Nitrobenzene-d5	7.393	82	1966	0.019	ng		0.00
Spiked Amount 5.000			Recovery =	0.40%			
26) % 2-Fluorobiphenyl	10.369	172	4815	0.020	ng		0.00
Spiked Amount 5.000			Recovery =	0.40%			
37) % 2,4,6-Tribromophenol	12.764	330	401	0.017	ng		0.00
Spiked Amount 7.500			Recovery =	0.27%			
47) % Terphenyl-d14	16.456	244	3205	0.017	ng		0.00
Spiked Amount 5.000			Recovery =	0.40%			
Target Compounds							Qvalue
2) N-nitrosodimethylamine	3.439	42	1196m	0.020	ng		
10) Hexachloroethane	7.263	117	989	0.023	ng		91
13) Nitrobenzene	7.426	77	2498	0.023	ng	#	75
18) Hexachlorobutadiene	8.882	225	1072	0.019	ng		86
22) 1,2,4,5-Tetrachloroben...	10.062	216	1805	0.021	ng		96
28) Acenaphthylene	11.206	152	5599	0.017	ng		97
38) Hexachlorobenzene	13.367	284	1410	0.023	ng		88
40) Pentachlorophenol	13.655	266	636m	0.019	ng		
41) Pentachloronitrobenzene	13.786	214	386	0.019	ng		86
42) Phenanthrene	13.880	178	8160m	0.024	ng		
49) Bis(2-ethylhexyl)phtha...	18.284	149	4652	0.020	ng		96
50) Benz(a)anthracene	18.114	228	5902m	0.021	ng		
51) Chrysene	18.183	228	7227	0.026	ng		100
53) Benzo(b)fluoranthene	19.679	252	5637	0.020	ng		97
54) Benzo(k)fluoranthene	19.706	252	4882	0.018	ng		97
55) Benzo(a)pyrene	20.055	252	4254	0.017	ng		92
56) Indeno(1,2,3-cd)pyrene	21.434	276	4308	0.015	ng		99
57) Dibenz(a,h)anthracene	21.444	278	3688	0.016	ng		91
58) Benzo(ghi)perylene	21.793	276	4364	0.018	ng		99

(#)out of range (m)manual integration reviewed by analyst (+)signals summed

Quantitation Report (QT Reviewed)

Data Path : H:\SV2017\CHEM07\07JUL\25\
Data File : 0725_09.D
Acq On : 25 Jul 2017 3:52 pm
Operator :
Client ID : ICAL 0.02
Lab ID : 0.02PPM 8270;
ALS Vial : 9 Sample Multiplier: 1

Quant Time: Jul 26 08:39:24 2017
Quant Method : H:\SV2017\CHEM07\METHODS\SIM_0725.M
Quant Title : Semivolatiles by GC/MS - EPA Method 625/8270
QLast Update : Wed Jul 26 08:37:50 2017
Response via : Initial Calibration



6B
SEMIVOLATILE ORGANICS INITIAL CALIBRATION DATA (FULL SCAN)

Lab Name: Phoenix Environmental Labs Client: NETC

Lab Code: Phoenix Case No.: SAS No.: SDG No.: GBY76292

Instrument ID: CHEM25 Calibration Date(s): 07/20/17 07/20/17

Heated Purge (Y/N): Y Calibration Time(s): 07:30 13:10

GC Column: v factor 4 Method File: SPLIT_0720.M

LAB FILE ID:

RRF 1 0720_09.D RRF 3.5 0720_08.D RRF 10 0720_07.D RRF 20 0720_06.D RRF 30 0720_02.D
RRF 50 0720_05.D RRF 70 0720_04.D RRF 100 0720_03.D

COMPOUND		RRF 1	RRF 3.5	RRF 10	RRF 20	RRF 30	RRF 50	RRF 70	RRF 100			$\overline{RRF}$	% RSD
Pyridine		1.326	1.445	1.382	1.490	1.528	1.544	1.563	1.487			1.471	5.6
Phenol		1.511	1.624	1.551	1.580	1.620	1.542	1.522	1.444			1.549	3.9
Bis(2-chloroethyl)ether		1.087	1.167	1.184	1.167	1.133	1.106	1.090	1.065			1.125	3.9
Aniline		1.335	1.613	1.929	1.925	2.031	1.903	1.886	1.771			1.799	12.5
2-Chlorophenol		1.377	1.449	1.392	1.381	1.419	1.345	1.339	1.307			1.376	3.3
1,3-Dichlorobenzene		1.583	1.721	1.644	1.653	1.687	1.610	1.614	1.529			1.630	3.7
1,4-Dichlorobenzene		1.469	1.568	1.475	1.484	1.527	1.457	1.501	1.378			1.482	3.7
1,2-Dichlorobenzene		1.509	1.550	1.494	1.498	1.530	1.469	1.465	1.401			1.489	3.1
2-Methylphenol (o-cresol)		0.915	0.986	0.938	0.930	0.965	0.915	0.899	0.904			0.932	3.3
Bis(2-chloroisopropyl)ether		0.900	0.867	0.905	0.888	0.907	0.872	0.868	0.857			0.883	2.2
N-Nitrosodi-n-propylamine		0.625	0.663	0.672	0.656	0.667	0.640	0.625	0.663			0.651	2.9
3&4-Methylphenol (m&p-cresol)		1.335	1.418	1.367	1.384	1.436	1.380	1.342	1.377			1.380	2.5
Acetophenone		1.610	1.714	1.649	1.610	1.657	1.589	1.558	1.561			1.619	3.3
Isophorone		0.546	0.564	0.581	0.576	0.564	0.523	0.488	0.469			0.539	7.8
2-Nitrophenol	*	0.047	0.048	0.046	0.048	0.046	0.044	0.041	0.038			0.045	8.0
2,4-Dimethylphenol		0.305	0.309	0.297	0.291	0.281	0.252	0.240	0.206			0.273	13.4
Bis(2-chloroethoxy)methane		0.350	0.351	0.360	0.346	0.342	0.317	0.296	0.282			0.330	8.7
Benzoic Acid		0.210	0.242	0.268	0.277	0.275	0.259	0.238	0.248			0.252	8.9
2,4-Dichlorophenol		0.326	0.347	0.338	0.335	0.338	0.305	0.285	0.260			0.317	9.6
1,2,4-Trichlorobenzene		0.395	0.398	0.386	0.380	0.375	0.341	0.320	0.286			0.360	11.2
Naphthalene		0.985	1.065	0.984	0.958	0.948	0.861	0.821	0.711			0.917	12.3
4-Chloroaniline			0.070	0.080	0.082	0.078	0.074	0.068	0.060			0.073	10.5

* The minimum RRF was not met for this compound. (#) The maximum %RSD was not met for this compound

6C
SEMIVOLATILE ORGANICS INITIAL CALIBRATION DATA (FULL SCAN)

Lab Name: Phoenix Environmental Labs Client: NETC

Lab Code: Phoenix Case No.: SAS No.: SDG No.: GBY76292

Instrument ID: CHEM25 Calibration Date(s): 07/20/17 07/20/17

Heated Purge (Y/N): Y Calibration Time(s): 07:30 13:10

GC Column: v factor 4 Method File: SPLIT_0720.M

LAB FILE ID:

RRF 1 0720_09.D RRF 3.5 0720_08.D RRF 10 0720_07.D RRF 20 0720_06.D RRF 30 0720_02.D
RRF 50 0720_05.D RRF 70 0720_04.D RRF 100 0720_03.D

COMPOUND		RRF 1	RRF 3.5	RRF 10	RRF 20	RRF 30	RRF 50	RRF 70	RRF 100			$\overline{RRF}$	% RSD
4-Chloro-3-methylphenol		0.249	0.274	0.283	0.289	0.285	0.261	0.241	0.230			0.264	8.4
2-Methylnaphthalene		0.802	0.814	0.831	0.803	0.810	0.719	0.678	0.594			0.756	11.2
Hexachlorocyclopentadiene		0.234	0.246	0.269	0.279	0.273	0.256	0.243	0.204			0.250	9.8
2,4,6-Trichlorophenol		0.406	0.453	0.439	0.430	0.439	0.415	0.416	0.399			0.425	4.4
2,4,5-Trichlorophenol		0.415	0.450	0.451	0.442	0.449	0.418	0.411	0.402			0.430	4.7
2-Chloronaphthalene		1.230	1.288	1.179	1.142	1.126	1.060	1.053	0.966			1.131	9.2
4-Nitroaniline			0.239	0.222	0.229	0.229	0.226	0.224	0.219			0.227	2.9
Dimethylphthalate		1.373	1.436	1.429	1.429	1.447	1.374	1.376	1.298			1.395	3.6
2,6-Dinitrotoluene			0.289	0.324	0.336	0.341	0.329	0.329	0.317			0.323	5.3
3-Nitroaniline			0.321	0.269	0.280	0.285	0.289	0.285	0.314			0.292	6.5
Acenaphthene		1.021	1.156	1.090	1.071	1.076	1.012	1.047	0.914			1.048	6.7
2,4-Dinitrophenol			0.136	0.174	0.206	0.209	0.218	0.208	0.227			0.197	15.9
Dibenzofuran		1.710	1.843	1.760	1.762	1.747	1.651	1.658	1.514			1.706	5.8
2,4-Dinitrotoluene			0.384	0.411	0.417	0.417	0.407	0.402	0.403			0.406	2.8
4-Nitrophenol		0.124	0.146	0.151	0.156	0.152	0.151	0.149	0.151			0.148	6.8
Diethyl phthalate		1.227	1.197	1.245	1.250	1.255	1.191	1.198	1.118			1.210	3.7
Fluorene		1.438	1.517	1.431	1.382	1.359	1.254	1.284	1.085			1.344	10.0
4-Chlorophenyl phenyl ether		0.757	0.738	0.761	0.753	0.755	0.701	0.715	0.652			0.729	5.2
2-Nitroaniline			0.150	0.086	0.094	0.093	0.098	0.099	0.112			0.105	20.7
4,6-Dinitro-2-methylphenol				0.263	0.290	0.298	0.296	0.292	0.288			0.288	4.5
N-Nitrosodiphenylamine		1.020	1.083	1.041	1.006	1.015	0.927	0.938	0.836			0.983	8.0
Azobenzene		0.916	0.939	0.930	0.893	0.893	0.936	0.855	0.862			0.903	3.6

* The minimum RRF was not met for this compound. (#) The maximum %RSD was not met for this compound

6C
SEMIVOLATILE ORGANICS INITIAL CALIBRATION DATA (FULL SCAN)

Lab Name: Phoenix Environmental Labs Client: NETC

Lab Code: Phoenix Case No.: SAS No.: SDG No.: GBY76292

Instrument ID: CHEM25 Calibration Date(s): 07/20/17 07/20/17

Heated Purge (Y/N): Y Calibration Time(s): 07:30 13:10

GC Column: v factor 4 Method File: SPLIT_0720.M

LAB FILE ID:

RRF 1	0720_09.D	RRF 3.5	0720_08.D	RRF 10	0720_07.D	RRF 20	0720_06.D	RRF 30	0720_02.D
RRF 50	0720_05.D	RRF 70	0720_04.D	RRF 100	0720_03.D				

COMPOUND		RRF 1	RRF 3.5	RRF 10	RRF 20	RRF 30	RRF 50	RRF 70	RRF 100			$\overline{RRF}$	% RSD
4-Bromophenyl phenyl ether		0.266	0.285	0.284	0.296	0.290	0.282	0.276	0.262			0.280	4.2
Anthracene		1.051	1.112	1.065	1.077	1.061	0.994	0.999	0.874			1.029	7.2
Carbazole		1.037	1.096	1.057	1.062	1.041	0.996	0.993	0.883			1.021	6.4
Di-n-butylphthalate		1.051	1.042	1.184	1.235	1.219	1.164	1.183	1.054			1.141	7.0
Fluoranthene		1.388	1.428	1.447	1.434	1.413	1.327	1.355	1.145			1.367	7.2
Benzidine		0.631	0.898	0.893	0.928	0.938	0.879	0.876	0.819			0.858	11.5
Pyrene		1.406	1.451	1.436	1.379	1.359	1.274	1.301	1.100			1.338	8.5
Benzyl butyl phthalate			0.429	0.480	0.504	0.538	0.520	0.517	0.514			0.500	7.2
Di-n-octylphthalate			0.819	1.091	1.211	1.222	1.274	1.273	1.218			1.158	13.9
3,3'-dichlorobenzidine		0.303	0.368	0.325	0.325	0.316	0.355	0.363	0.305			0.333	7.8
% 2-Fluorophenol		1.182	1.304	1.269	1.370	1.444	1.397	1.426	1.388			1.347	6.6
% Phenol-d5		1.297	1.528	1.541	1.587	1.676	1.594	1.551	1.493			1.534	7.2
% Nitrobenzene-d5		1.015	1.076	1.057	1.071	1.072	1.065	1.034	1.074			1.058	2.1
% 2-Fluorobiphenyl		1.577	1.650	1.530	1.481	1.438	1.349	1.376	1.188			1.449	10.0
% 2,4,6-Tribromophenol		0.031	0.030	0.034	0.035	0.035	0.034	0.033	0.033			0.033	5.2
% Terphenyl-d14		1.049	1.028	1.076	1.031	0.996	0.954	0.986	0.836			0.995	7.5

* The minimum RRF was not met for this compound. (#) The maximum %RSD was not met for this compound

Response Factor Report Chem25

Method Path : H:\SV2017\CHEM25\METHODS\
Method File : SPLIT_0720.M
Title : Semivolatiles by GC/MS - EPA Method 625/8270
Last Update : Mon Aug 14 10:43:54 2017
Response Via : Initial Calibration

Calibration Files (Note: Curves (l,lf,q,qf) display calculated conc and corr. coefficient.)
3.5 =0720_08.D 10 =0720_07.D 20 =0720_06.D 30 =0720_02.D 100 =0720_03.D 50 =0720_05.D 70 =0720_04.D 1 =0720_09.D 1B =0720_17.D
3.5B=0720_16.D 10B =0720_15.D 20B =0720_14.D 50B =0720_13.D 70B =0720_12.D 100B=0720_11.D 30B =0720_10.D

	Compound	3.5	10	20	30	100	50	70	1	1B	3.5B	10B	20B	50B	70B	100B	30B	Avg	%RSD
1)	ISTD1,4-Dichlorobenzen...	----------	ISTD	----------															
3)	T Pyridine	1.445	1.382	1.490	1.528	1.487	1.544	1.563	1.326									1.471	5.60
5)	SURR% 2-Fluorophenol	1.304	1.269	1.370	1.444	1.388	1.397	1.426	1.182									1.347	6.60
6)	SURR% Phenol-d5	1.528	1.541	1.587	1.676	1.493	1.594	1.551	1.297									1.534	7.18
7)	p Phenol	1.624	1.551	1.580	1.620	1.444	1.542	1.522	1.511									1.549	3.86
8)	p Bis(2-chloroet...	1.167	1.184	1.167	1.133	1.065	1.106	1.090	1.087									1.125	3.93
9)	T Aniline	1.613	1.929	1.925	2.031	1.771	1.903	1.886	1.335									1.799	12.52
10)	p 2-Chlorophenol	1.449	1.392	1.381	1.419	1.307	1.345	1.339	1.377									1.376	3.32
11)	T 1,3-Dichlorobe...	1.721	1.644	1.653	1.687	1.529	1.610	1.614	1.583									1.630	3.70
12)	1,4-Dichlorobe...	1.568	1.475	1.484	1.527	1.378	1.457	1.501	1.469									1.482	3.73
14)	T 1,2-Dichlorobe...	1.550	1.494	1.498	1.530	1.401	1.469	1.465	1.509									1.489	3.07
15)	p 2-Methylphenol...	0.986	0.938	0.930	0.965	0.904	0.915	0.899	0.915									0.932	3.26
16)	T Bis(2-chlorois...	0.867	0.905	0.888	0.907	0.857	0.872	0.868	0.900									0.883	2.22
17)	p N-Nitrosodi-n-...	0.663	0.672	0.656	0.667	0.663	0.640	0.625	0.625									0.651	2.88
18)	p 3&4-Methylphen...	1.418	1.367	1.384	1.436	1.377	1.380	1.342	1.335									1.380	2.49
19)	p Acetophenone	1.714	1.649	1.610	1.657	1.561	1.589	1.558	1.610									1.619	3.26
21)	SURR% Nitrobenzene-d5	1.076	1.057	1.071	1.072	1.074	1.065	1.034	1.015									1.058	2.09
23)	ISTDNaphthalene-d8	----------	ISTD	----------															
24)	p Isophorone	0.564	0.581	0.576	0.564	0.469	0.523	0.488	0.546									0.539	7.76
25)	p 2-Nitrophenol	0.048	0.046	0.048	0.046	0.038	0.044	0.041	0.047									0.045#	8.02
26)	p 2,4-Dimethylph...	0.309	0.297	0.291	0.281	0.206	0.252	0.240	0.305									0.273	13.40
27)	p Bis(2-chloroet...	0.351	0.360	0.346	0.342	0.282	0.317	0.296	0.350									0.330	8.72
28)	T Benzoic Acid	0.242	0.268	0.277	0.275	0.248	0.259	0.238	0.210									0.252	8.88
29)	p 2,4-Dichloroph...	0.347	0.338	0.335	0.338	0.260	0.305	0.285	0.326									0.317	9.62
30)	T 1,2,4-Trichlor...	0.398	0.386	0.380	0.375	0.286	0.341	0.320	0.395									0.360	11.21
33)	p Naphthalene	1.065	0.984	0.958	0.948	0.711	0.861	0.821	0.985									0.917	12.27
34)	p 4-Chloroaniline	0.070	0.080	0.082	0.078	0.060	0.074	0.068										0.073	10.47
37)	p 4-Chloro-3-met...	0.274	0.283	0.289	0.285	0.230	0.261	0.241	0.249									0.264	8.38
38)	p 2-Methylnaphth...	0.814	0.831	0.803	0.810	0.594	0.719	0.678	0.802									0.756	11.17
39)	p Hexachlorocycl...	0.246	0.269	0.279	0.273	0.204	0.256	0.243	0.234									0.250	9.75
41)	ISTDAcenaphthene-d10	----------	ISTD	----------															
42)	p 2,4,6-Trichlor...	0.453	0.439	0.430	0.439	0.399	0.415	0.416	0.406									0.425	4.35
43)	p 2,4,5-Trichlor...	0.450	0.451	0.442	0.449	0.402	0.418	0.411	0.415									0.430	4.71
44)	SURR% 2-Fluorobiph...	1.650	1.530	1.481	1.438	1.188	1.349	1.376	1.577									1.449	10.03
45)	p 2-Chloronaphth...	1.288	1.179	1.142	1.126	0.966	1.060	1.053	1.230									1.131	9.18
46)	p 4-Nitroaniline	0.239	0.222	0.229	0.229	0.219	0.226	0.224										0.227	2.89
48)	p Dimethylphthalate	1.436	1.429	1.429	1.447	1.298	1.374	1.376	1.373									1.395	3.58
49)	p 2,6-Dinitrotol...	0.289	0.324	0.336	0.341	0.317	0.329	0.329										0.323	5.29
51)	p 3-Nitroaniline	0.321	0.269	0.280	0.285	0.314	0.289	0.285										0.292	6.49
52)	p Acenaphthene	1.156	1.090	1.071	1.076	0.914	1.012	1.047	1.021									1.048	6.72
53)	P 2,4-Dinitrophenol	0.136	0.174	0.206	0.209	0.227	0.218	0.208										0.197	15.93
54)	p Dibenzofuran	1.843	1.760	1.762	1.747	1.514	1.651	1.658	1.710									1.706	5.80

Method Path : H:\SV2017\CHEM25\METHODS\
Method File : SPLIT_0720.M
Title : Semivolatiles by GC/MS - EPA Method 625/8270

| | | |

Quantitation Report (QT Reviewed)

Data Path : H:\SV2017\CHEM25\07JUL\20\
Data File : 0720_02.D
Acq On : 20 Jul 2017 7:30 am
Operator :
Client ID : ICAL 30
Lab ID : 30PPM 8270;MIX A
ALS Vial : 2 Sample Multiplier: 1

Quant Time: Jul 20 09:28:40 2017
Quant Method : H:\SV2017\CHEM25\METHODS\SPLIT_0720.M
Quant Title : Semivolatiles by GC/MS - EPA Method 625/8270
QLast Update : Wed Jul 19 19:45:42 2017
Response via : Initial Calibration

Compound	R.T.	QIon	Response	Conc	Units	Dev(Min)
Internal Standards						
1) 1,4-Dichlorobenzene-d4	3.804	152	340448	40.000	ng	0.00
23) Naphthalene-d8	4.835	136	1286391	40.000	ng	0.00
41) Acenaphthene-d10	6.363	164	749266	40.000	ng	0.00
65) Phenanthrene-d10	7.650	188	1373936	40.000	ng	0.00
81) Chrysene-d12	10.695	240	1399680	40.000	ng	0.00
88) Perylene-d12	14.023	264	1523938	40.000	ng	0.00
System Monitoring Compounds						
5) % 2-Fluorophenol	2.912	112	368704	33.600	ng	0.00
Spiked Amount 75.000	Range 30 - 130		Recovery =	44.80%		
6) % Phenol-d5	3.526	99	428063	35.534	ng	0.00
Spiked Amount 75.000	Range 30 - 130		Recovery =	47.37%		
21) % Nitrobenzene-d5	4.258	82	273600	32.268	ng	0.00
Spiked Amount 50.000	Range 30 - 130		Recovery =	64.54%		
44) % 2-Fluorobiphenyl	5.759	172	807825	29.208	ng	0.00
Spiked Amount 50.000	Range 30 - 130		Recovery =	58.42%		
66) % 2,4,6-Tribromophenol	7.057	62	36268	32.588	ng	0.00
Spiked Amount 75.000	Range 30 - 130		Recovery =	43.45%		
80) % Terphenyl-d14	9.157	244	1025976	28.140	ng	0.00
Spiked Amount 50.000			Recovery =	56.28%		
Target Compounds						Qvalue
3) Pyridine	2.206	79	390162	33.368	ng	100
7) Phenol	3.537	94	413740	34.848	ng	99
8) Bis(2-chloroethyl)ether	3.611	93	289333	32.027	ng	98
9) Aniline	3.585	93	518614	36.682	ng	99
10) 2-Chlorophenol	3.665	128	362417	31.956	ng	96
11) 1,3-Dichlorobenzene	3.777	146	430651	30.938	ng	99
12) 1,4-Dichlorobenzene	3.814	146	389816	30.747	ng	100
14) 1,2-Dichlorobenzene	3.964	146	390663	31.155	ng	99
15) 2-Methylphenol (o-cresol)	3.991	107	246305	32.370	ng	99
16) Bis(2-chloroisopropyl)...	4.023	45	231558	33.269	ng	97
17) N-Nitrosodi-n-propylamine	4.140	70	170199	33.912	ng	97
18) 3&4-Methylphenol (m&p-...	4.103	107	366608	32.979	ng	100
19) Acetophenone	4.130	105	423181	32.107	ng	98
24) Isophorone	4.450	82	544370	33.105	ng	98
25) 2-Nitrophenol	4.530	81	44497	31.930	ng	94
26) 2,4-Dimethylphenol	4.536	107	271165	30.687	ng	100
27) Bis(2-chloroethoxy)met...	4.621	93	330066	32.451	ng	100
28) Benzoic Acid	4.626	105	265703	36.005	ng	98
29) 2,4-Dichlorophenol	4.717	162	325657	32.203	ng	98
30) 1,2,4-Trichlorobenzene	4.797	180	362114	30.575	ng	100
33) Naphthalene	4.856	128	914452	30.928	ng	100
34) 4-Chloroaniline	4.910	65	74866	34.022	ng	98
37) 4-Chloro-3-methylphenol	5.305	107	274877	33.510	ng	99
38) 2-Methylnaphthalene	5.433	142	781554	31.970	ng	99
39) Hexachlorocyclopentadiene	5.625	237	263684	31.893	ng	99
42) 2,4,6-Trichlorophenol	5.695	196	246892	31.259	ng	98
43) 2,4,5-Trichlorophenol	5.732	196	252133	31.746	ng	100
45) 2-Chloronaphthalene	5.860	162	632880	29.813	ng	99
46) 4-Nitroaniline	5.973	65	128920	33.226	ng	96
48) Dimethylphthalate	6.138	163	812915	31.137	ng	100
49) 2,6-Dinitrotoluene	6.213	165	191481	32.877	ng	86
51) 3-Nitroaniline	6.336	138	160172	31.204	ng	96
52) Acenaphthene	6.389	154	604929	30.391	ng	99
53) 2,4-Dinitrophenol	6.416	184	117174	34.539	ng	97
54) Dibenzofuran	6.523	168	981447	30.294	ng	99
55) 2,4-Dinitrotoluene	6.550	165	234305	32.034	ng	98
56) 4-Nitrophenol	6.459	65	85645	33.114	ng	99
58) Diethyl phthalate	6.753	149	705279	30.410	ng	100
59) Fluorene	6.827	166	763443	29.651	ng	100
60) 4-Chlorophenyl phenyl ...	6.811	204	424474	30.286	ng	99

Quantitation Report (QT Reviewed)

Data Path : H:\SV2017\CHEM25\07JUL\20\
Data File : 0720_02.D
Acq On : 20 Jul 2017 7:30 am
Operator :
Client ID : ICAL 30
Lab ID : 30PPM 8270;MIX A
ALS Vial : 2 Sample Multiplier: 1

Quant Time: Jul 20 09:28:40 2017
Quant Method : H:\SV2017\CHEM25\METHODS\SPLIT_0720.M
Quant Title : Semivolatiles by GC/MS - EPA Method 625/8270
QLast Update : Wed Jul 19 19:45:42 2017
Response via : Initial Calibration

Compound	R.T.	QIon	Response	Conc	Units	Dev(Min)
61) 2-Nitroaniline	6.876	108	52355	28.251	ng	98
62) 4,6-Dinitro-2-methylph...	6.908	198	167287	32.867	ng	98
63) N-Nitrosodiphenylamine	6.924	169	570189	30.776	ng	100
64) Azobenzene	6.950	77	501634	31.507	ng	97
67) 4-Bromophenyl phenyl e...	7.239	248	298864	30.506	ng	97
73) Anthracene	7.709	178	1093033	30.465	ng	100
74) Carbazole	7.848	167	1072848	30.671	ng	99
75) Di-n-butylphthalate	8.163	149	1255892	31.551	ng	100
77) Fluoranthene	8.756	202	1456420	30.759	ng	99
79) Pyrene	9.002	202	1400108	29.530	ng	100
82) Benzyl butyl phthalate	9.798	149	565000	33.882	ng	99
86) Di-n-octylphthalate	12.100	149	1282690	33.147	ng	100
87) 3,3'-dichlorobenzidine	10.642	252	332047	26.304	ng	100

(#)out of range (m)manual integration reviewed by analyst (+)signals summed

Quantitation Report (QT Reviewed)

Data Path : H:\SV2017\CHEM25\07JUL\20\
Data File : 0720_02.D
Acq On : 20 Jul 2017 7:30 am
Operator :
Client ID : ICAL 30
Lab ID : 30PPM 8270;MIX A
ALS Vial : 2 Sample Multiplier: 1

Quant Time: Jul 20 09:28:40 2017
Quant Method : H:\SV2017\CHEM25\METHODS\SPLIT_0720.M
Quant Title : Semivolatiles by GC/MS - EPA Method 625/8270
QLast Update : Wed Jul 19 19:45:42 2017
Response via : Initial Calibration



Quantitation Report (Not Reviewed)

Data Path : H:\SV2017\CHEM25\07JUL\20\
Data File : 0720_03.D
Acq On : 20 Jul 2017 7:53 am
Operator :
Client ID : ICAL 100
Lab ID : 100PPM 8270;MIX A
ALS Vial : 3 Sample Multiplier: 1

Quant Time: Jul 20 11:15:37 2017
Quant Method : H:\SV2017\CHEM25\METHODS\SPLIT_0720.M
Quant Title : Semivolatiles by GC/MS - EPA Method 625/8270
QLast Update : Thu Jul 20 10:50:37 2017
Response via : Initial Calibration

Compound	R.T.	QIon	Response	Conc	Units		Dev(Min)
Internal Standards							
1) 1,4-Dichlorobenzene-d4	3.803	152	330549	40.000	ng		0.00
23) Naphthalene-d8	4.840	136	1490310	40.000	ng		0.00
41) Acenaphthene-d10	6.362	164	771787	40.000	ng		0.00
65) Phenanthrene-d10	7.655	188	1398541	40.000	ng		0.00
81) Chrysene-d12	10.711	240	1370341	40.000	ng		0.02
88) Perylene-d12	14.039	264	1613685	40.000	ng		0.02
System Monitoring Compounds							
5) % 2-Fluorophenol	2.911	112	1146621	102.973	ng		0.00
Spiked Amount 75.000	Range 30 - 130		Recovery = 137.29%#				
6) % Phenol-d5	3.536	99	1234084	97.381	ng		0.01
Spiked Amount 75.000	Range 30 - 130		Recovery = 129.84%				
21) % Nitrobenzene-d5	4.268	82	887624	101.521	ng		0.01
Spiked Amount 50.000	Range 30 - 130		Recovery = 203.04%#				
44) % 2-Fluorobiphenyl	5.769	172	2292043	82.008	ng		0.01
Spiked Amount 50.000	Range 30 - 130		Recovery = 164.02%#				
66) % 2,4,6-Tribromophenol	7.062	62	114346	98.177	ng		0.00
Spiked Amount 75.000	Range 30 - 130		Recovery = 130.91%#				
80) % Terphenyl-d14	9.167	244	2922925	84.061	ng		0.01
Spiked Amount 50.000			Recovery = 168.12%				
Target Compounds							Qvalue
3) Pyridine	2.206	79	1229015	101.130	ng		100
7) Phenol	3.547	94	1193013	93.176	ng		99
8) Bis(2-chloroethyl)ether	3.616	93	880091	94.684	ng		97
9) Aniline	3.590	93	1463715	98.446	ng		99
10) 2-Chlorophenol	3.675	128	1079665	94.939	ng		100
11) 1,3-Dichlorobenzene	3.782	146	1263178	93.771	ng		98
12) 1,4-Dichlorobenzene	3.819	146	1138798	92.966	ng		99
14) 1,2-Dichlorobenzene	3.969	146	1157560	94.044	ng		99
15) 2-Methylphenol (o-cresol)	4.001	107	747270	97.064	ng		99
16) Bis(2-chloroisopropyl)...	4.028	45	708141	97.039	ng		98
17) N-Nitrosodi-n-propylamine	4.156	70	547944	101.811	ng		99
18) 3&4-Methylphenol (m&p-...	4.119	107	1137872	99.795	ng	#	66
19) Acetophenone	4.140	105	1290010	96.446	ng		83
24) Isophorone	4.461	82	1747638	87.044	ng		99
25) 2-Nitrophenol	4.535	81	142428	85.185	ng		94
26) 2,4-Dimethylphenol	4.546	107	766992	75.509	ng		100
27) Bis(2-chloroethoxy)met...	4.631	93	1049181	85.236	ng		99
28) Benzoic Acid	4.685	105	727506	77.433	ng		97
29) 2,4-Dichlorophenol	4.728	162	970234	82.236	ng		99
30) 1,2,4-Trichlorobenzene	4.802	180	1065324	79.378	ng		100
33) Naphthalene	4.861	128	2649626	77.585	ng		99
34) 4-Chloroaniline	4.915	65	224579	82.355	ng		97
37) 4-Chloro-3-methylphenol	5.315	107	857666	87.256	ng		99
38) 2-Methylnaphthalene	5.438	142	2213126	78.540	ng		99
39) Hexachlorocyclopentadiene	5.630	237	761531	81.610	ng		100
42) 2,4,6-Trichlorophenol	5.705	196	770099	93.998	ng		99
43) 2,4,5-Trichlorophenol	5.743	196	775433	93.498	ng		99
45) 2-Chloronaphthalene	5.866	162	1863070	85.407	ng		99
46) 4-Nitroaniline	5.983	65	422262	96.427	ng		98
48) Dimethylphthalate	6.149	163	2503938	93.007	ng		99
49) 2,6-Dinitrotoluene	6.223	165	611329	97.968	ng		96
51) 3-Nitroaniline	6.346	138	606809	107.749	ng		97
52) Acenaphthene	6.400	154	1763635	87.188	ng		99
53) 2,4-Dinitrophenol	6.432	184	438523	115.482	ng		100
54) Dibenzofuran	6.533	168	2921405	88.771	ng		99
55) 2,4-Dinitrotoluene	6.565	165	777173	99.253	ng		98
56) 4-Nitrophenol	6.480	65	292270	102.678	ng		98
58) Diethyl phthalate	6.763	149	2157053	92.372	ng		98
59) Fluorene	6.838	166	2093964	80.765	ng		100
60) 4-Chlorophenyl phenyl ...	6.822	204	1258367	89.463	ng		99

Quantitation Report (Not Reviewed)

Data Path : H:\SV2017\CHEM25\07JUL\20\
Data File : 0720_03.D
Acq On : 20 Jul 2017 7:53 am
Operator :
Client ID : ICAL 100
Lab ID : 100PPM 8270;MIX A
ALS Vial : 3 Sample Multiplier: 1

Quant Time: Jul 20 11:15:37 2017
Quant Method : H:\SV2017\CHEM25\METHODS\SPLIT_0720.M
Quant Title : Semivolatiles by GC/MS - EPA Method 625/8270
QLast Update : Thu Jul 20 10:50:37 2017
Response via : Initial Calibration

Compound	R.T.	QIon	Response	Conc	Units	Dev(Min)
61) 2-Nitroaniline	6.902	108	217031	107.518	ng	98
62) 4,6-Dinitro-2-methylph...	6.929	198	556068	100.137	ng	99
63) N-Nitrosodiphenylamine	6.939	169	1613931	85.073	ng	100
64) Azobenzene	6.961	77	1662789	95.445	ng	95
67) 4-Bromophenyl phenyl e...	7.244	248	915004	93.486	ng	100
73) Anthracene	7.719	178	3054768	84.907	ng	99
74) Carbazole	7.858	167	3086345	86.498	ng	99
75) Di-n-butylphthalate	8.168	149	3684591	92.328	ng	99
77) Fluoranthene	8.766	202	4003734	83.755	ng	99
78) Benzidine	8.879	184	413	0.013	ng	66
79) Pyrene	9.012	202	3846114	82.201	ng	99
82) Benzyl butyl phthalate	9.808	149	1761089	102.717	ng	99
86) Di-n-octylphthalate	12.116	149	4172913	105.160	ng	99
87) 3,3'-dichlorobenzidine	10.663	252	1045634	91.785	ng	99

(#)out of range (m)manual integration reviewed by analyst (+)signals summed

Quantitation Report (Not Reviewed)

Data Path : H:\SV2017\CHEM25\07JUL\20\
Data File : 0720_03.D
Acq On : 20 Jul 2017 7:53 am
Operator :
Client ID : ICAL 100
Lab ID : 100PPM 8270;MIX A
ALS Vial : 3 Sample Multiplier: 1

Quant Time: Jul 20 11:15:37 2017
Quant Method : H:\SV2017\CHEM25\METHODS\SPLIT_0720.M
Quant Title : Semivolatiles by GC/MS - EPA Method 625/8270
QLast Update : Thu Jul 20 10:50:37 2017
Response via : Initial Calibration

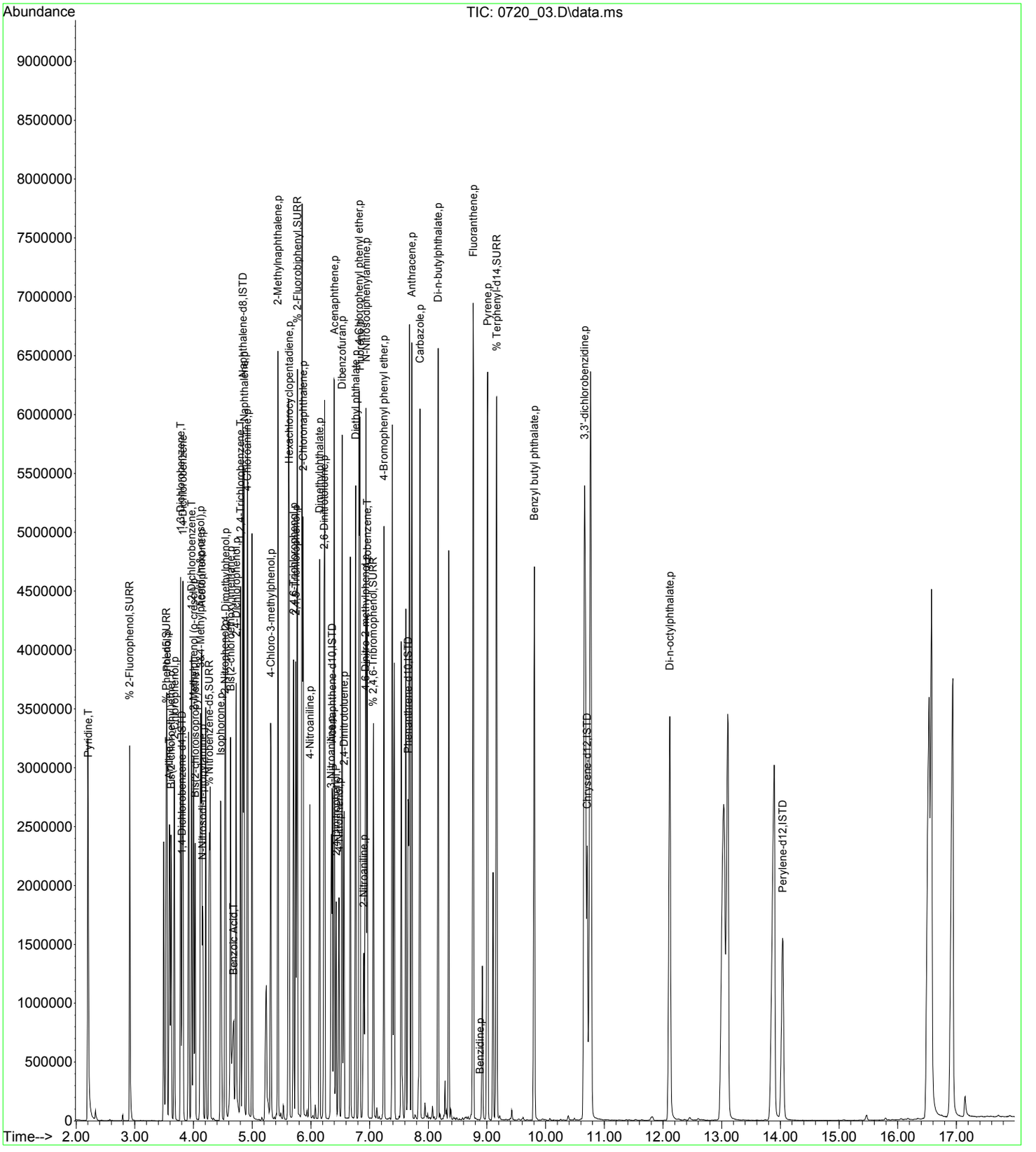

Quantitation Report (QT Reviewed)

Data Path : H:\SV2017\CHEM25\07JUL\20\
Data File : 0720_04.D
Acq On : 20 Jul 2017 8:15 am
Operator :
Client ID : ICAL 70
Lab ID : 70PPM 8270;MIX A
ALS Vial : 4 Sample Multiplier: 1

Quant Time: Jul 20 09:30:02 2017
Quant Method : H:\SV2017\CHEM25\METHODS\SPLIT_0720.M
Quant Title : Semivolatiles by GC/MS - EPA Method 625/8270
QLast Update : Thu Jul 20 09:29:59 2017
Response via : Initial Calibration

Compound	R.T.	QIon	Response	Conc	Units		Dev(Min)
Internal Standards							
1) 1,4-Dichlorobenzene-d4	3.804	152	186377	40.000	ng		0.00
23) Naphthalene-d8	4.835	136	755406	40.000	ng		0.00
41) Acenaphthene-d10	6.362	164	393207	40.000	ng		0.00
65) Phenanthrene-d10	7.650	188	727626	40.000	ng		0.00
81) Chrysene-d12	10.695	240	794897	40.000	ng		0.00
88) Perylene-d12	14.018	264	938334	40.000	ng		0.00
System Monitoring Compounds							
5) % 2-Fluorophenol	2.911	112	465092	70.504	ng		0.00
Spiked Amount 75.000	Range 30 - 130		Recovery = 94.00%				
6) % Phenol-d5	3.526	99	506026	68.522	ng		0.00
Spiked Amount 75.000	Range 30 - 130		Recovery = 91.36%				
21) % Nitrobenzene-d5	4.258	82	337370	67.491	ng		0.00
Spiked Amount 50.000	Range 30 - 130		Recovery = 134.98%#				
44) % 2-Fluorobiphenyl	5.764	172	946849	73.374	ng		0.00
Spiked Amount 50.000	Range 30 - 130		Recovery = 146.74%#				
66) % 2,4,6-Tribromophenol	7.057	62	42499	68.816	ng		0.00
Spiked Amount 75.000	Range 30 - 130		Recovery = 91.76%				
80) % Terphenyl-d14	9.156	244	1255678	75.373	ng		0.00
Spiked Amount 50.000			Recovery = 150.74%				
Target Compounds							Qvalue
3) Pyridine	2.201	79	509732	72.563	ng		99
7) Phenol	3.536	94	496416	69.542	ng		99
8) Bis(2-chloroethyl)ether	3.611	93	355476	69.415	ng		98
9) Aniline	3.584	93	615225	69.451	ng		99
10) 2-Chlorophenol	3.670	128	436710	68.768	ng		100
11) 1,3-Dichlorobenzene	3.777	146	526394	70.275	ng		99
12) 1,4-Dichlorobenzene	3.814	146	489458	72.328	ng		100
14) 1,2-Dichlorobenzene	3.964	146	477934	69.998	ng		100
15) 2-Methylphenol (o-cresol)	3.990	107	293214	67.343	ng		99
16) Bis(2-chloroisopropyl)...	4.023	45	283041	68.881	ng		99
17) N-Nitrosodi-n-propylamine	4.140	70	203942	65.837	ng		99
18) 3&4-Methylphenol (m&p-...	4.108	107	437787	66.809	ng	#	65
19) Acetophenone	4.129	105	508126	67.769	ng		83
24) Isophorone	4.450	82	644604	66.066	ng		100
25) 2-Nitrophenol	4.530	81	54184	68.030	ng		98
26) 2,4-Dimethylphenol	4.535	107	317177	68.985	ng		99
27) Bis(2-chloroethoxy)met...	4.621	93	390767	66.350	ng		100
28) Benzoic Acid	4.632	105	314166	63.560	ng		99
29) 2,4-Dichlorophenol	4.717	162	376772	66.730	ng		99
30) 1,2,4-Trichlorobenzene	4.797	180	423404	67.810	ng		99
33) Naphthalene	4.856	128	1084800	69.250	ng		99
34) 4-Chloroaniline	4.909	65	89973	69.109	ng		98
37) 4-Chloro-3-methylphenol	5.305	107	318281	65.437	ng		99
38) 2-Methylnaphthalene	5.433	142	895805	67.567	ng		99
39) Hexachlorocyclopentadiene	5.625	237	320692	71.095	ng		99
42) 2,4,6-Trichlorophenol	5.695	196	285995	69.396	ng		99
43) 2,4,5-Trichlorophenol	5.732	196	282832	67.653	ng		99
45) 2-Chloronaphthalene	5.860	162	724854	70.501	ng		100
46) 4-Nitroaniline	5.972	65	153897	69.850	ng		98
48) Dimethylphthalate	6.138	163	947138	70.217	ng		100
49) 2,6-Dinitrotoluene	6.213	165	226067	69.945	ng		100
51) 3-Nitroaniline	6.336	138	195787	66.442	ng		98
52) Acenaphthene	6.389	154	720203	73.613	ng		99
53) 2,4-Dinitrophenol	6.421	184	143233	66.870	ng		100
54) Dibenzofuran	6.523	168	1141124	71.204	ng		100
55) 2,4-Dinitrotoluene	6.549	165	276693	68.674	ng		99
56) 4-Nitrophenol	6.459	65	102308	68.497	ng		97
58) Diethyl phthalate	6.752	149	824288	70.672	ng		100
59) Fluorene	6.827	166	883534	73.557	ng		99
60) 4-Chlorophenyl phenyl ...	6.817	204	491882	71.100	ng		100

Quantitation Report (QT Reviewed)

Data Path : H:\SV2017\CHEM25\07JUL\20\
Data File : 0720_04.D
Acq On : 20 Jul 2017 8:15 am
Operator :
Client ID : ICAL 70
Lab ID : 70PPM 8270;MIX A
ALS Vial : 4 Sample Multiplier: 1

Quant Time: Jul 20 09:30:02 2017
Quant Method : H:\SV2017\CHEM25\METHODS\SPLIT_0720.M
Quant Title : Semivolatiles by GC/MS - EPA Method 625/8270
QLast Update : Thu Jul 20 09:29:59 2017
Response via : Initial Calibration

Compound	R.T.	QIon	Response	Conc	Units	Dev(Min)
61) 2-Nitroaniline	6.881	108	68357	67.628	ng	97
62) 4,6-Dinitro-2-methylph...	6.907	198	201104	69.835	ng	99
63) N-Nitrosodiphenylamine	6.929	169	645679	70.966	ng	100
64) Azobenzene	6.950	77	588247	68.216	ng	99
67) 4-Bromophenyl phenyl e...	7.239	248	351174	69.980	ng	99
73) Anthracene	7.709	178	1272072	72.300	ng	100
74) Carbazole	7.848	167	1263971	72.234	ng	100
75) Di-n-butylphthalate	8.163	149	1506914	72.903	ng	100
77) Fluoranthene	8.761	202	1725097	74.133	ng	100
79) Pyrene	9.002	202	1656861	74.088	ng	100
82) Benzyl butyl phthalate	9.803	149	719757	68.839	ng	99
86) Di-n-octylphthalate	12.100	149	1770502	73.029	ng	100
87) 3,3'-dichlorobenzidine	10.647	252	504675	81.721	ng	99

(#)out of range (m)manual integration reviewed by analyst (+)signals summed

Quantitation Report (QT Reviewed)

Data Path : H:\SV2017\CHEM25\07JUL\20\
Data File : 0720_04.D
Acq On : 20 Jul 2017 8:15 am
Operator :
Client ID : ICAL 70
Lab ID : 70PPM 8270;MIX A
ALS Vial : 4 Sample Multiplier: 1

Quant Time: Jul 20 09:30:02 2017
Quant Method : H:\SV2017\CHEM25\METHODS\SPLIT_0720.M
Quant Title : Semivolatiles by GC/MS - EPA Method 625/8270
QLast Update : Thu Jul 20 09:29:59 2017
Response via : Initial Calibration

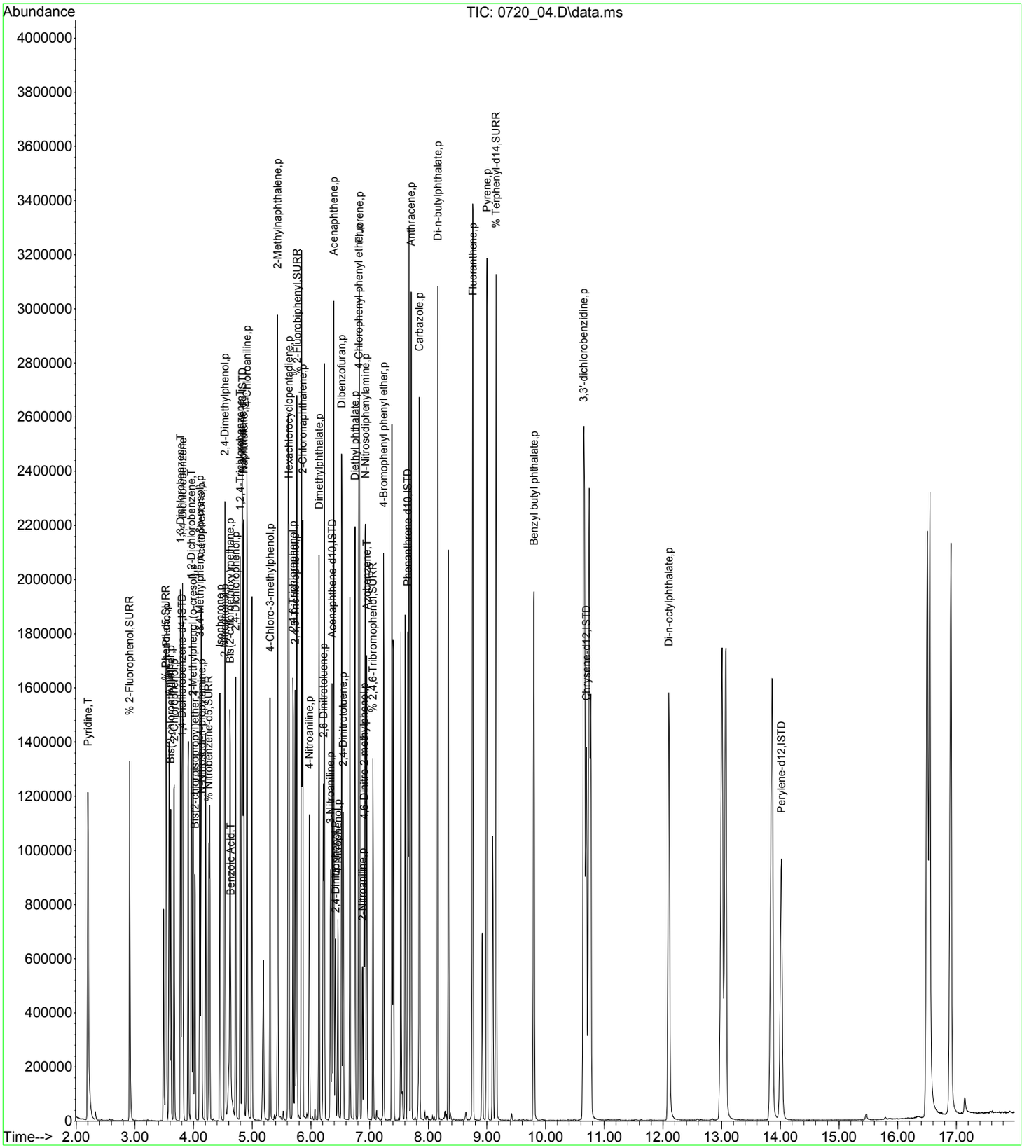

Quantitation Report (QT Reviewed)

Data Path : H:\SV2017\CHEM25\07JUL\20\
Data File : 0720_05.D
Acq On : 20 Jul 2017 8:38 am
Operator :
Client ID : ICAL 50
Lab ID : 50PPM 8270;MIX A
ALS Vial : 5 Sample Multiplier: 1

Quant Time: Jul 20 09:30:18 2017
Quant Method : H:\SV2017\CHEM25\METHODS\SPLIT_0720.M
Quant Title : Semivolatiles by GC/MS - EPA Method 625/8270
QLast Update : Thu Jul 20 09:30:14 2017
Response via : Initial Calibration

Compound	R.T.	QIon	Response	Conc	Units		Dev(Min)
Internal Standards							
1) 1,4-Dichlorobenzene-d4	3.804	152	315730	40.000	ng		0.00
23) Naphthalene-d8	4.835	136	1231700	40.000	ng		0.00
41) Acenaphthene-d10	6.363	164	683129	40.000	ng		0.00
65) Phenanthrene-d10	7.650	188	1236372	40.000	ng		0.00
81) Chrysene-d12	10.695	240	1293399	40.000	ng		0.00
88) Perylene-d12	14.023	264	1559135	40.000	ng		0.00
System Monitoring Compounds							
5) % 2-Fluorophenol	2.912	112	551359	49.220	ng		0.00
Spiked Amount 75.000	Range 30 - 130		Recovery = 65.63%				
6) % Phenol-d5	3.526	99	629072	50.641	ng		0.00
Spiked Amount 75.000	Range 30 - 130		Recovery = 67.52%				
21) % Nitrobenzene-d5	4.263	82	420458	50.253	ng		0.00
Spiked Amount 50.000	Range 30 - 130		Recovery = 100.50%				
44) % 2-Fluorobiphenyl	5.764	172	1151919	50.569	ng		0.00
Spiked Amount 50.000	Range 30 - 130		Recovery = 101.14%				
66) % 2,4,6-Tribromophenol	7.057	62	52933	50.728	ng		0.00
Spiked Amount 75.000	Range 30 - 130		Recovery = 67.64%				
80) % Terphenyl-d14	9.157	244	1474269	50.781	ng		0.00
Spiked Amount 50.000			Recovery = 101.56%				
Target Compounds							Qvalue
3) Pyridine	2.206	79	609494	50.600	ng		100
7) Phenol	3.537	94	608679	50.445	ng		99
8) Bis(2-chloroethyl)ether	3.611	93	436483	50.454	ng		99
9) Aniline	3.585	93	751132	50.185	ng		99
10) 2-Chlorophenol	3.670	128	530952	49.645	ng		99
11) 1,3-Dichlorobenzene	3.777	146	635511	50.018	ng		99
12) 1,4-Dichlorobenzene	3.814	146	575036	49.610	ng		100
14) 1,2-Dichlorobenzene	3.964	146	579744	50.123	ng		100
15) 2-Methylphenol (o-cresol)	3.996	107	361234	49.603	ng		99
16) Bis(2-chloroisopropyl)...	4.023	45	344266	49.721	ng		98
17) N-Nitrosodi-n-propylamine	4.140	70	252456	49.082	ng		99
18) 3&4-Methylphenol (m&p-...	4.108	107	544589	49.816	ng	#	65
19) Acetophenone	4.130	105	627300	49.917	ng		83
24) Isophorone	4.450	82	805477	51.597	ng		100
25) 2-Nitrophenol	4.530	81	68121	52.952	ng		96
26) 2,4-Dimethylphenol	4.541	107	387703	51.967	ng		100
27) Bis(2-chloroethoxy)met...	4.626	93	488469	51.767	ng		99
28) Benzoic Acid	4.642	105	398909	51.062	ng		99
29) 2,4-Dichlorophenol	4.717	162	469849	51.843	ng		100
30) 1,2,4-Trichlorobenzene	4.797	180	525227	52.133	ng		99
33) Naphthalene	4.856	128	1325822	52.093	ng		99
34) 4-Chloroaniline	4.910	65	113445	53.670	ng		96
37) 4-Chloro-3-methylphenol	5.305	107	401606	51.764	ng		100
38) 2-Methylnaphthalene	5.433	142	1107252	51.821	ng		100
39) Hexachlorocyclopentadiene	5.625	237	394323	53.336	ng		99
42) 2,4,6-Trichlorophenol	5.700	196	354421	49.644	ng		99
43) 2,4,5-Trichlorophenol	5.732	196	357069	49.718	ng		99
45) 2-Chloronaphthalene	5.861	162	905134	50.552	ng		100
46) 4-Nitroaniline	5.973	65	193040	50.467	ng		99
48) Dimethylphthalate	6.144	163	1173358	50.019	ng		100
49) 2,6-Dinitrotoluene	6.213	165	280697	50.002	ng		100
51) 3-Nitroaniline	6.336	138	246805	49.040	ng		99
52) Acenaphthene	6.389	154	863880	49.965	ng		100
53) 2,4-Dinitrophenol	6.421	184	185744	50.669	ng		99
54) Dibenzofuran	6.528	168	1410095	50.356	ng		100
55) 2,4-Dinitrotoluene	6.555	165	347180	49.913	ng		99
56) 4-Nitrophenol	6.464	65	128580	49.908	ng		99
58) Diethyl phthalate	6.753	149	1016968	50.027	ng		100
59) Fluorene	6.827	166	1070589	50.448	ng		99
60) 4-Chlorophenyl phenyl ...	6.817	204	598497	49.536	ng		100

Quantitation Report (QT Reviewed)

Data Path : H:\SV2017\CHEM25\07JUL\20\
Data File : 0720_05.D
Acq On : 20 Jul 2017 8:38 am
Operator :
Client ID : ICAL 50
Lab ID : 50PPM 8270;MIX A
ALS Vial : 5 Sample Multiplier: 1

Quant Time: Jul 20 09:30:18 2017
Quant Method : H:\SV2017\CHEM25\METHODS\SPLIT_0720.M
Quant Title : Semivolatiles by GC/MS - EPA Method 625/8270
QLast Update : Thu Jul 20 09:30:14 2017
Response via : Initial Calibration

Compound	R.T.	QIon	Response	Conc	Units	Dev(Min)
61) 2-Nitroaniline	6.881	108	83418	48.046	ng	97
62) 4,6-Dinitro-2-methylph...	6.908	198	252806	50.571	ng	99
63) N-Nitrosodiphenylamine	6.929	169	791652	49.853	ng	99
64) Azobenzene	6.956	77	799511	53.824	ng	94
67) 4-Bromophenyl phenyl e...	7.239	248	435588	51.089	ng	99
73) Anthracene	7.714	178	1535820	50.816	ng	99
74) Carbazole	7.853	167	1538917	51.213	ng	100
75) Di-n-butylphthalate	8.163	149	1798767	50.516	ng	100
77) Fluoranthene	8.761	202	2051193	50.874	ng	100
79) Pyrene	9.002	202	1969373	50.837	ng	100
82) Benzyl butyl phthalate	9.803	149	840758	49.694	ng	99
86) Di-n-octylphthalate	12.100	149	2059765	51.472	ng	100
87) 3,3'-dichlorobenzidine	10.647	252	574707	54.170	ng	99

(#)out of range (m)manual integration reviewed by analyst (+)signals summed

Quantitation Report (QT Reviewed)

Data Path : H:\SV2017\CHEM25\07JUL\20\
Data File : 0720_05.D
Acq On : 20 Jul 2017 8:38 am
Operator :
Client ID : ICAL 50
Lab ID : 50PPM 8270;MIX A
ALS Vial : 5 Sample Multiplier: 1

Quant Time: Jul 20 09:30:18 2017
Quant Method : H:\SV2017\CHEM25\METHODS\SPLIT_0720.M
Quant Title : Semivolatiles by GC/MS - EPA Method 625/8270
QLast Update : Thu Jul 20 09:30:14 2017
Response via : Initial Calibration



Quantitation Report (QT Reviewed)

Data Path : H:\SV2017\CHEM25\07JUL\20\
Data File : 0720_06.D
Acq On : 20 Jul 2017 9:01 am
Operator :
Client ID : ICAL 20
Lab ID : 20PPM 8270;MIX A
ALS Vial : 6 Sample Multiplier: 1

Quant Time: Jul 20 09:30:52 2017
Quant Method : H:\SV2017\CHEM25\METHODS\SPLIT_0720.M
Quant Title : Semivolatiles by GC/MS - EPA Method 625/8270
QLast Update : Thu Jul 20 09:30:48 2017
Response via : Initial Calibration

Compound	R.T.	QIon	Response	Conc	Units	Dev(Min)
Internal Standards						
1) 1,4-Dichlorobenzene-d4	3.804	152	361812	40.000	ng	0.00
23) Naphthalene-d8	4.835	136	1269659	40.000	ng	0.00
41) Acenaphthene-d10	6.362	164	740590	40.000	ng	0.00
65) Phenanthrene-d10	7.650	188	1342765	40.000	ng	0.00
81) Chrysene-d12	10.690	240	1461309	40.000	ng	0.00
88) Perylene-d12	14.023	264	1691482	40.000	ng	0.00
System Monitoring Compounds						
5) % 2-Fluorophenol	2.911	112	247902	19.387	ng	0.00
Spiked Amount 75.000	Range 30 - 130		Recovery =	25.85%#		
6) % Phenol-d5	3.526	99	287100	20.104	ng	0.00
Spiked Amount 75.000	Range 30 - 130		Recovery =	26.80%#		
21) % Nitrobenzene-d5	4.258	82	193692	20.176	ng	0.00
Spiked Amount 50.000	Range 30 - 130		Recovery =	40.36%		
44) % 2-Fluorobiphenyl	5.759	172	548520	22.148	ng	0.00
Spiked Amount 50.000	Range 30 - 130		Recovery =	44.30%		
66) % 2,4,6-Tribromophenol	7.052	62	23691	20.829	ng	0.00
Spiked Amount 75.000	Range 30 - 130		Recovery =	27.77%#		
80) % Terphenyl-d14	9.151	244	692094	21.865	ng	0.00
Spiked Amount 50.000			Recovery =	43.72%		
Target Compounds						Qvalue
3) Pyridine	2.201	79	269626	19.475	ng	99
7) Phenol	3.531	94	285909	20.631	ng	99
8) Bis(2-chloroethyl)ether	3.611	93	211053	21.241	ng	97
9) Aniline	3.584	93	348225	20.284	ng	98
10) 2-Chlorophenol	3.665	128	249908	20.427	ng	99
11) 1,3-Dichlorobenzene	3.777	146	299048	20.537	ng	99
12) 1,4-Dichlorobenzene	3.814	146	268542	20.257	ng	99
14) 1,2-Dichlorobenzene	3.964	146	271016	20.434	ng	99
15) 2-Methylphenol (o-cresol)	3.990	107	168282	20.205	ng	99
16) Bis(2-chloroisopropyl)...	4.023	45	160683	20.279	ng	99
17) N-Nitrosodi-n-propylamine	4.135	70	118595	20.213	ng	99
18) 3&4-Methylphenol (m&p-...	4.103	107	250352	20.002	ng	98
19) Acetophenone	4.124	105	291253	20.233	ng	100
24) Isophorone	4.445	82	365425	22.529	ng	99
25) 2-Nitrophenol	4.530	81	30777	22.871	ng	98
26) 2,4-Dimethylphenol	4.535	107	184970	23.818	ng	100
27) Bis(2-chloroethoxy)met...	4.621	93	219382	22.357	ng	98
28) Benzoic Acid	4.616	105	175542	21.683	ng	98
29) 2,4-Dichlorophenol	4.712	162	212562	22.545	ng	98
30) 1,2,4-Trichlorobenzene	4.797	180	241212	22.981	ng	99
33) Naphthalene	4.851	128	608160	22.941	ng	100
34) 4-Chloroaniline	4.904	65	52158	23.506	ng	96
37) 4-Chloro-3-methylphenol	5.299	107	183192	22.706	ng	97
38) 2-Methylnaphthalene	5.433	142	509841	22.939	ng	99
39) Hexachlorocyclopentadiene	5.625	237	177136	22.862	ng	98
42) 2,4,6-Trichlorophenol	5.695	196	159154	20.600	ng	99
43) 2,4,5-Trichlorophenol	5.727	196	163668	21.050	ng	99
45) 2-Chloronaphthalene	5.855	162	423000	21.732	ng	100
46) 4-Nitroaniline	5.972	65	84902	20.426	ng	98
48) Dimethylphthalate	6.138	163	529297	20.811	ng	100
49) 2,6-Dinitrotoluene	6.208	165	124377	20.437	ng	85
51) 3-Nitroaniline	6.330	138	103636	19.086	ng	98
52) Acenaphthene	6.389	154	396431	21.153	ng	100
53) 2,4-Dinitrophenol	6.416	184	76175	19.104	ng	99
54) Dibenzofuran	6.523	168	652306	21.449	ng	100
55) 2,4-Dinitrotoluene	6.549	165	154462	20.493	ng	99
56) 4-Nitrophenol	6.453	65	57854	20.723	ng	98
58) Diethyl phthalate	6.747	149	462944	21.004	ng	100
59) Fluorene	6.827	166	511774	22.195	ng	100
60) 4-Chlorophenyl phenyl ...	6.811	204	278676	21.325	ng	100

Quantitation Report (QT Reviewed)

Data Path : H:\SV2017\CHEM25\07JUL\20\
Data File : 0720_06.D
Acq On : 20 Jul 2017 9:01 am
Operator :
Client ID : ICAL 20
Lab ID : 20PPM 8270;MIX A
ALS Vial : 6 Sample Multiplier: 1

Quant Time: Jul 20 09:30:52 2017
Quant Method : H:\SV2017\CHEM25\METHODS\SPLIT_0720.M
Quant Title : Semivolatiles by GC/MS - EPA Method 625/8270
QLast Update : Thu Jul 20 09:30:48 2017
Response via : Initial Calibration

Compound	R.T.	QIon	Response	Conc	Units	Dev(Min)
61) 2-Nitroaniline	6.870	108	34714	18.625	ng	97
62) 4,6-Dinitro-2-methylph...	6.902	198	107426	19.766	ng	99
63) N-Nitrosodiphenylamine	6.923	169	372553	21.657	ng	99
64) Azobenzene	6.950	77	330724	20.152	ng	100
67) 4-Bromophenyl phenyl e...	7.239	248	198471	21.318	ng	99
73) Anthracene	7.709	178	723269	21.945	ng	100
74) Carbazole	7.848	167	712774	21.709	ng	99
75) Di-n-butylphthalate	8.163	149	829113	21.384	ng	100
77) Fluoranthene	8.756	202	963037	21.897	ng	100
79) Pyrene	8.996	202	926079	21.920	ng	100
82) Benzyl butyl phthalate	9.797	149	368173	19.290	ng	98
86) Di-n-octylphthalate	12.095	149	885022	19.432	ng	100
87) 3,3'-dichlorobenzidine	10.642	252	237136	19.379	ng	100

(#)out of range (m)manual integration reviewed by analyst (+)signals summed

Quantitation Report (QT Reviewed)

Data Path : H:\SV2017\CHEM25\07JUL\20\
Data File : 0720_06.D
Acq On : 20 Jul 2017 9:01 am
Operator :
Client ID : ICAL 20
Lab ID : 20PPM 8270;MIX A
ALS Vial : 6 Sample Multiplier: 1

Quant Time: Jul 20 09:30:52 2017
Quant Method : H:\SV2017\CHEM25\METHODS\SPLIT_0720.M
Quant Title : Semivolatiles by GC/MS - EPA Method 625/8270
QLast Update : Thu Jul 20 09:30:48 2017
Response via : Initial Calibration

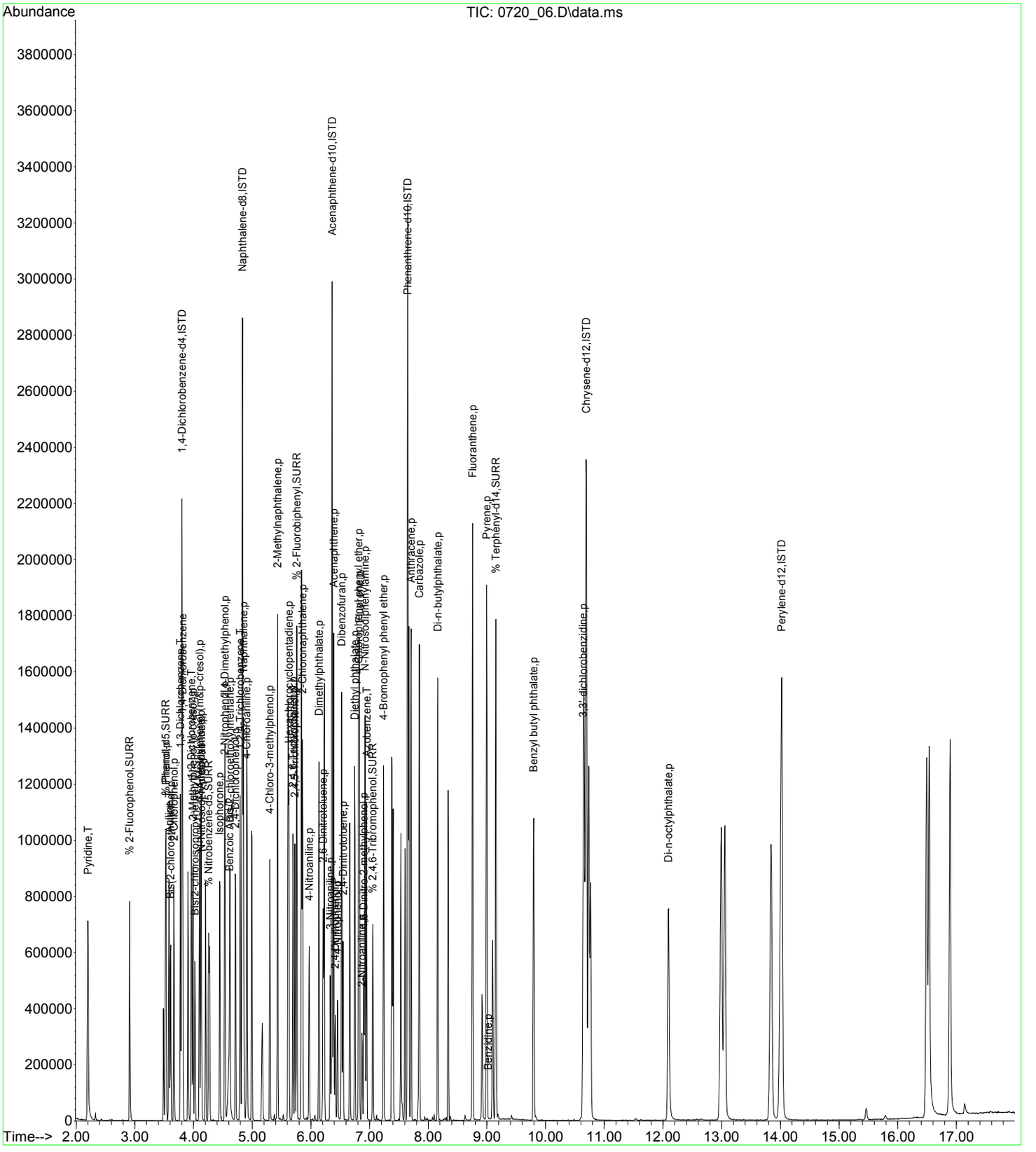

Quantitation Report (QT Reviewed)

Data Path : H:\SV2017\CHEM25\07JUL\20\
Data File : 0720_07.D
Acq On : 20 Jul 2017 9:23 am
Operator :
Client ID : ICAL 10
Lab ID : 10PPM 8270;MIX A
ALS Vial : 7 Sample Multiplier: 1

Quant Time: Jul 20 09:46:13 2017
Quant Method : H:\SV2017\CHEM25\METHODS\SPLIT_0720.M
Quant Title : Semivolatiles by GC/MS - EPA Method 625/8270
QLast Update : Thu Jul 20 09:31:07 2017
Response via : Initial Calibration

Compound	R.T.	QIon	Response	Conc	Units	Dev(Min)
Internal Standards						
1) 1,4-Dichlorobenzene-d4	3.804	152	356297	40.000	ng	0.00
23) Naphthalene-d8	4.835	136	1233071	40.000	ng	0.00
41) Acenaphthene-d10	6.357	164	733483	40.000	ng	0.00
65) Phenanthrene-d10	7.650	188	1355814	40.000	ng	0.00
81) Chrysene-d12	10.690	240	1515821	40.000	ng	0.00
88) Perylene-d12	14.018	264	1703029	40.000	ng	0.00
System Monitoring Compounds						
5) % 2-Fluorophenol	2.911	112	113029	9.032	ng	0.00
Spiked Amount 75.000	Range 30 - 130		Recovery =	12.04%#		
6) % Phenol-d5	3.520	99	137296	9.753	ng	0.00
Spiked Amount 75.000	Range 30 - 130		Recovery =	13.00%#		
21) % Nitrobenzene-d5	4.258	82	94175	9.944	ng	0.00
Spiked Amount 50.000	Range 30 - 130		Recovery =	19.88%#		
44) % 2-Fluorobiphenyl	5.759	172	280530	11.197	ng	0.00
Spiked Amount 50.000	Range 30 - 130		Recovery =	22.40%#		
66) % 2,4,6-Tribromophenol	7.052	62	11470	9.905	ng	0.00
Spiked Amount 75.000	Range 30 - 130		Recovery =	13.21%#		
80) % Terphenyl-d14	9.151	244	364770	11.204	ng	0.00
Spiked Amount 50.000			Recovery =	22.40%		
Target Compounds						Qvalue
3) Pyridine	2.206	79	123075	9.075	ng	100
7) Phenol	3.531	94	138151	10.060	ng	99
8) Bis(2-chloroethyl)ether	3.606	93	105461	10.646	ng	97
9) Aniline	3.584	93	171809	10.134	ng	98
10) 2-Chlorophenol	3.665	128	123972	10.246	ng	100
11) 1,3-Dichlorobenzene	3.777	146	146462	10.159	ng	99
12) 1,4-Dichlorobenzene	3.814	146	131422	10.041	ng	98
14) 1,2-Dichlorobenzene	3.964	146	133064	10.144	ng	99
15) 2-Methylphenol (o-cresol)	3.990	107	83573	10.169	ng	99
16) Bis(2-chloroisopropyl)...	4.023	45	80650	10.307	ng	98
17) N-Nitrosodi-n-propylamine	4.135	70	59860	10.338	ng	99
18) 3&4-Methylphenol (m&p-...	4.097	107	121736	9.877	ng	99
19) Acetophenone	4.124	105	146916	10.340	ng	99
24) Isophorone	4.445	82	179245	11.098	ng	98
25) 2-Nitrophenol	4.530	81	14152	10.526	ng	93
26) 2,4-Dimethylphenol	4.535	107	91620	11.701	ng	97
27) Bis(2-chloroethoxy)met...	4.621	93	110840	11.363	ng	98
28) Benzoic Acid	4.594	105	82620	10.334	ng	98
29) 2,4-Dichlorophenol	4.712	162	104124	11.089	ng	97
30) 1,2,4-Trichlorobenzene	4.797	180	118897	11.326	ng	100
33) Naphthalene	4.851	128	303221	11.441	ng	99
34) 4-Chloroaniline	4.904	65	24758	11.100	ng	94
37) 4-Chloro-3-methylphenol	5.299	107	87154	10.830	ng	99
38) 2-Methylnaphthalene	5.433	142	256079	11.525	ng	100
39) Hexachlorocyclopentadiene	5.625	237	82783	10.695	ng	98
42) 2,4,6-Trichlorophenol	5.695	196	80472	10.454	ng	98
43) 2,4,5-Trichlorophenol	5.727	196	82785	10.639	ng	98
45) 2-Chloronaphthalene	5.855	162	216142	11.021	ng	99
46) 4-Nitroaniline	5.967	65	40766	9.861	ng	98
48) Dimethylphthalate	6.138	163	262112	10.322	ng	99
49) 2,6-Dinitrotoluene	6.208	165	59480	9.825	ng	85
51) 3-Nitroaniline	6.330	138	49319	9.256	ng	98
52) Acenaphthene	6.389	154	199851	10.644	ng	99
53) 2,4-Dinitrophenol	6.416	184	31990	8.174	ng	100
54) Dibenzofuran	6.523	168	322712	10.561	ng	99
55) 2,4-Dinitrotoluene	6.544	165	75360	10.045	ng	97
56) 4-Nitrophenol	6.453	65	27776	9.974	ng	99
58) Diethyl phthalate	6.747	149	228352	10.357	ng	100
59) Fluorene	6.822	166	262483	11.247	ng	98
60) 4-Chlorophenyl phenyl ...	6.811	204	139555	10.642	ng	99

Quantitation Report (QT Reviewed)

Data Path : H:\SV2017\CHEM25\07JUL\20\
Data File : 0720_07.D
Acq On : 20 Jul 2017 9:23 am
Operator :
Client ID : ICAL 10
Lab ID : 10PPM 8270;MIX A
ALS Vial : 7 Sample Multiplier: 1

Quant Time: Jul 20 09:46:13 2017
Quant Method : H:\SV2017\CHEM25\METHODS\SPLIT_0720.M
Quant Title : Semivolatiles by GC/MS - EPA Method 625/8270
QLast Update : Thu Jul 20 09:31:07 2017
Response via : Initial Calibration

Compound	R.T.	QIon	Response	Conc	Units	Dev(Min)
61) 2-Nitroaniline	6.870	108	15716	8.632	ng	93
62) 4,6-Dinitro-2-methylph...	6.897	198	48138	8.964	ng	98
63) N-Nitrosodiphenylamine	6.918	169	190836	11.018	ng	99
64) Azobenzene	6.950	77	170460	10.471	ng	97
67) 4-Bromophenyl phenyl e...	7.239	248	96161	10.096	ng	99
73) Anthracene	7.703	178	360825	10.636	ng	99
74) Carbazole	7.848	167	358440	10.630	ng	100
75) Di-n-butylphthalate	8.163	149	401319	10.111	ng	100
77) Fluoranthene	8.756	202	490498	10.840	ng	99
79) Pyrene	8.996	202	486748	11.195	ng	99
82) Benzyl butyl phthalate	9.797	149	182074	9.262	ng	98
86) Di-n-octylphthalate	12.095	149	413294	8.798	ng	100
87) 3,3'-dichlorobenzidine	10.636	252	123001	9.751	ng	99

(#)out of range (m)manual integration reviewed by analyst (+)signals summed

Quantitation Report (QT Reviewed)

Data Path : H:\SV2017\CHEM25\07JUL\20\
Data File : 0720_07.D
Acq On : 20 Jul 2017 9:23 am
Operator :
Client ID : ICAL 10
Lab ID : 10PPM 8270;MIX A
ALS Vial : 7 Sample Multiplier: 1

Quant Time: Jul 20 09:46:13 2017
Quant Method : H:\SV2017\CHEM25\METHODS\SPLIT_0720.M
Quant Title : Semivolatiles by GC/MS - EPA Method 625/8270
QLast Update : Thu Jul 20 09:31:07 2017
Response via : Initial Calibration

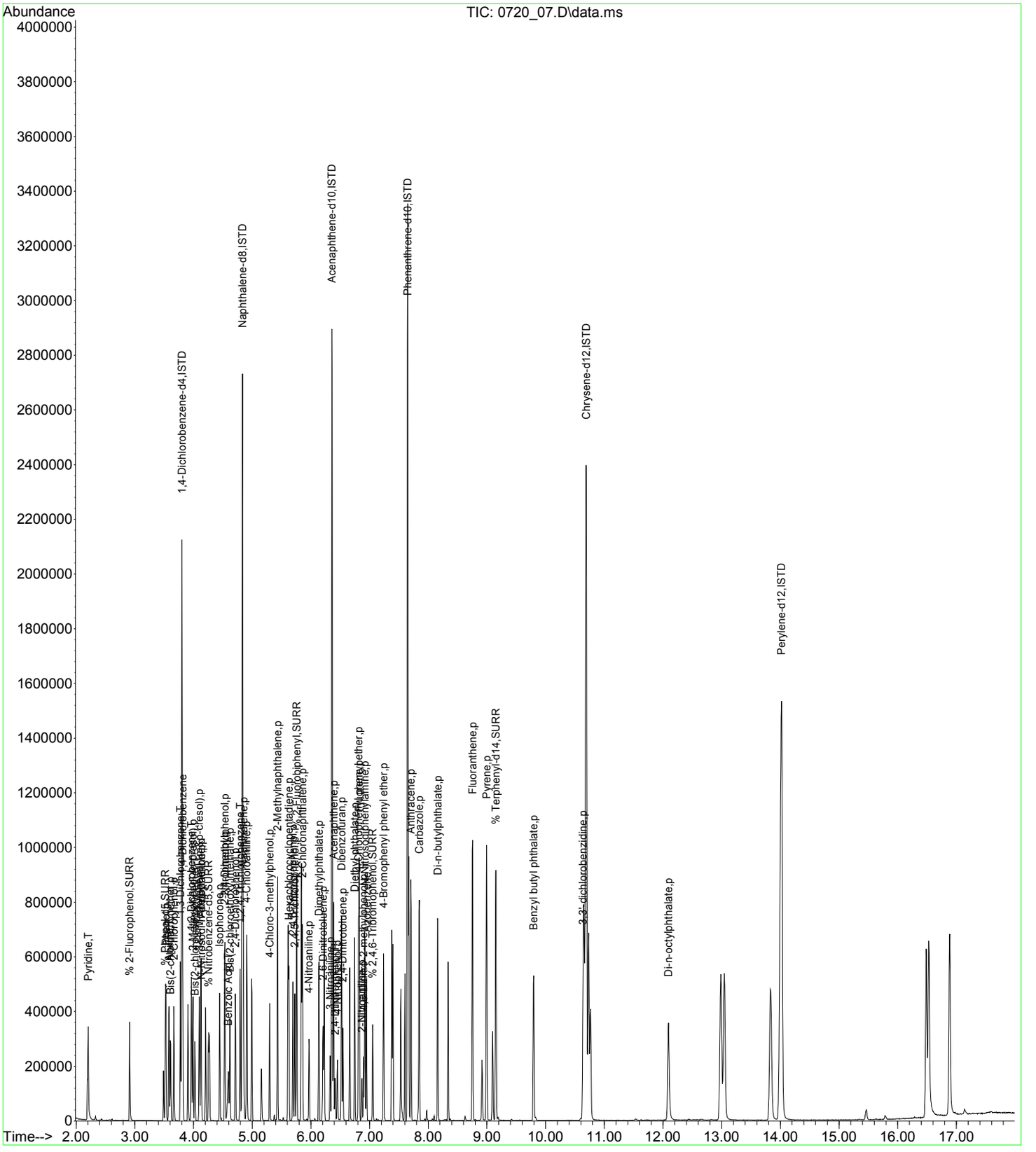

Quantitation Report (QT Reviewed)

Data Path : H:\SV2017\CHEM25\07JUL\20\
Data File : 0720_08.D
Acq On : 20 Jul 2017 9:46 am
Operator :
Client ID : ICAL 3.5
Lab ID : 3.5PPM 8270;MIX A
ALS Vial : 8 Sample Multiplier: 1

Quant Time: Jul 20 10:07:18 2017
Quant Method : H:\SV2017\CHEM25\METHODS\SPLIT_0720.M
Quant Title : Semivolatiles by GC/MS - EPA Method 625/8270
QLast Update : Thu Jul 20 09:46:27 2017
Response via : Initial Calibration

Compound	R.T.	QIon	Response	Conc	Units	Dev(Min)
Internal Standards						
1) 1,4-Dichlorobenzene-d4	3.804	152	283365	40.000	ng	0.00
23) Naphthalene-d8	4.835	136	958368	40.000	ng	0.00
41) Acenaphthene-d10	6.357	164	540953	40.000	ng	0.00
65) Phenanthrene-d10	7.645	188	983856	40.000	ng	0.00
81) Chrysene-d12	10.684	240	1017554	40.000	ng	-0.01
88) Perylene-d12	14.007	264	1056064	40.000	ng	-0.02
System Monitoring Compounds						
5) % 2-Fluorophenol	2.911	112	32322	3.301	ng	0.00
Spiked Amount 75.000	Range 30 - 130		Recovery =	4.40%#		
6) % Phenol-d5	3.520	99	37879	3.397	ng	0.00
Spiked Amount 75.000	Range 30 - 130		Recovery =	4.53%#		
21) % Nitrobenzene-d5	4.258	82	26686	3.546	ng	0.00
Spiked Amount 50.000	Range 30 - 130		Recovery =	7.10%#		
44) % 2-Fluorobiphenyl	5.759	172	78091	4.143	ng	0.00
Spiked Amount 50.000	Range 30 - 130		Recovery =	8.28%#		
66) % 2,4,6-Tribromophenol	7.052	62	2623	3.127	ng	0.00
Spiked Amount 75.000	Range 30 - 130		Recovery =	4.17%#		
80) % Terphenyl-d14	9.151	244	88531	3.674	ng	0.00
Spiked Amount 50.000			Recovery =	7.34%		
Target Compounds						Qvalue
3) Pyridine	2.212	79	35817	3.373	ng	99
7) Phenol	3.531	94	40277	3.684	ng	98
8) Bis(2-chloroethyl)ether	3.606	93	28936	3.634	ng	97
9) Aniline	3.579	93	39986	2.959	ng	98
10) 2-Chlorophenol	3.665	128	35917	3.717	ng	98
11) 1,3-Dichlorobenzene	3.777	146	42679	3.713	ng	99
12) 1,4-Dichlorobenzene	3.814	146	38872	3.732	ng	96
14) 1,2-Dichlorobenzene	3.964	146	38438	3.676	ng	99
15) 2-Methylphenol (o-cresol)	3.991	107	24450	3.730	ng	98
16) Bis(2-chloroisopropyl)...	4.023	45	21488	3.435	ng	95
17) N-Nitrosodi-n-propylamine	4.129	70	16442	3.551	ng	99
18) 3&4-Methylphenol (m&p-...	4.097	107	35163	3.594	ng	98
19) Acetophenone	4.124	105	42490	3.739	ng	99
24) Isophorone	4.445	82	47291	3.700	ng	98
25) 2-Nitrophenol	4.530	81	4055	3.847	ng	95
26) 2,4-Dimethylphenol	4.535	107	25905	4.139	ng	99
27) Bis(2-chloroethoxy)met...	4.621	93	29420	3.794	ng	96
28) Benzoic Acid	4.573	105	20319	3.252	ng	96
29) 2,4-Dichlorophenol	4.712	162	29079	3.914	ng	97
30) 1,2,4-Trichlorobenzene	4.792	180	33386	4.004	ng	100
33) Naphthalene	4.851	128	89337	4.235	ng	97
34) 4-Chloroaniline	4.904	65	5891	3.337	ng	97
37) 4-Chloro-3-methylphenol	5.294	107	22970	3.622	ng	96
38) 2-Methylnaphthalene	5.433	142	68259	3.855	ng	98
39) Hexachlorocyclopentadiene	5.625	237	20607	3.386	ng	99
42) 2,4,6-Trichlorophenol	5.695	196	21425	3.746	ng	100
43) 2,4,5-Trichlorophenol	5.727	196	21310	3.674	ng	96
45) 2-Chloronaphthalene	5.855	162	60982	4.146	ng	99
46) 4-Nitroaniline	5.967	65	11319	3.721	ng	87
48) Dimethylphthalate	6.133	163	67967	3.610	ng	99
49) 2,6-Dinitrotoluene	6.208	165	13669	3.070	ng	84
51) 3-Nitroaniline	6.330	138	15205	3.918	ng	93
52) Acenaphthene	6.384	154	54730	3.911	ng	99
53) 2,4-Dinitrophenol	6.411	184	6438	2.300	ng	98
54) Dibenzofuran	6.523	168	87230	3.835	ng	99
55) 2,4-Dinitrotoluene	6.544	165	18187	3.285	ng	95
56) 4-Nitrophenol	6.448	65	6893	3.357	ng	95
58) Diethyl phthalate	6.742	149	56675	3.465	ng	99
59) Fluorene	6.822	166	71787	4.086	ng	99
60) 4-Chlorophenyl phenyl ...	6.811	204	34938	3.574	ng	96

Quantitation Report (QT Reviewed)

Data Path : H:\SV2017\CHEM25\07JUL\20\
Data File : 0720_08.D
Acq On : 20 Jul 2017 9:46 am
Operator :
Client ID : ICAL 3.5
Lab ID : 3.5PPM 8270;MIX A
ALS Vial : 8 Sample Multiplier: 1

Quant Time: Jul 20 10:07:18 2017
Quant Method : H:\SV2017\CHEM25\METHODS\SPLIT_0720.M
Quant Title : Semivolatiles by GC/MS - EPA Method 625/8270
QLast Update : Thu Jul 20 09:46:27 2017
Response via : Initial Calibration

	Compound	R.T.	QIon	Response	Conc	Units	Dev(Min)
61)	2-Nitroaniline	6.865	108	7109	5.418	ng	93
62)	4,6-Dinitro-2-methylph...	6.897	198	10927	2.807	ng	96
63)	N-Nitrosodiphenylamine	6.918	169	51251	3.945	ng	99
64)	Azobenzene	6.945	77	44433	3.672	ng	99
67)	4-Bromophenyl phenyl e...	7.239	248	24557	3.547	ng	96
73)	Anthracene	7.703	178	95740	3.848	ng	100
74)	Carbazole	7.842	167	94365	3.817	ng	99
75)	Di-n-butylphthalate	8.157	149	89689	3.108	ng	99
77)	Fluoranthene	8.750	202	122926	3.692	ng	99
79)	Pyrene	8.991	202	124880	3.881	ng	100
82)	Benzyl butyl phthalate	9.798	149	38210	2.932	ng	96
86)	Di-n-octylphthalate	12.089	149	72964	2.361	ng	98
87)	3,3'-dichlorobenzidine	10.636	252	32789	3.888	ng	99

(#)out of range (m)manual integration reviewed by analyst (+)signals summed

Quantitation Report (QT Reviewed)

Data Path : H:\SV2017\CHEM25\07JUL\20\
Data File : 0720_08.D
Acq On : 20 Jul 2017 9:46 am
Operator :
Client ID : ICAL 3.5
Lab ID : 3.5PPM 8270;MIX A
ALS Vial : 8 Sample Multiplier: 1

Quant Time: Jul 20 10:07:18 2017
Quant Method : H:\SV2017\CHEM25\METHODS\SPLIT_0720.M
Quant Title : Semivolatiles by GC/MS - EPA Method 625/8270
QLast Update : Thu Jul 20 09:46:27 2017
Response via : Initial Calibration

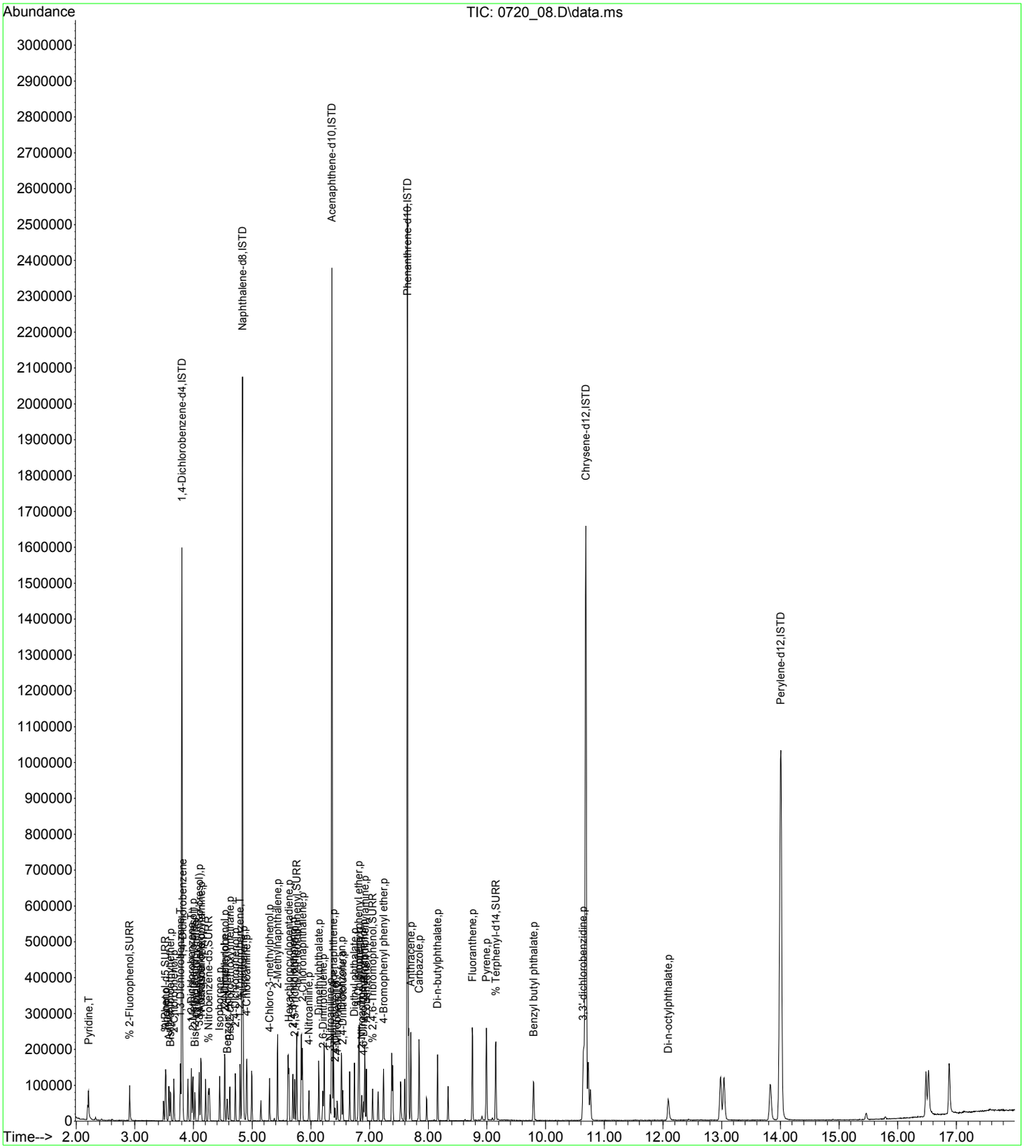

Quantitation Report (QT Reviewed)

Data Path : H:\SV2017\CHEM25\07JUL\20\
Data File : 0720_09.D
Acq On : 20 Jul 2017 10:08 am
Operator :
Client ID : ICAL 1
Lab ID : 1.0PPM 8270;MIX A
ALS Vial : 9 Sample Multiplier: 1

Quant Time: Jul 20 10:29:52 2017
Quant Method : H:\SV2017\CHEM25\METHODS\SPLIT_0720.M
Quant Title : Semivolatiles by GC/MS - EPA Method 625/8270
QLast Update : Thu Jul 20 10:07:33 2017
Response via : Initial Calibration

Compound	R.T.	QIon	Response	Conc	Units		Dev(Min)
Internal Standards							
1) 1,4-Dichlorobenzene-d4	3.804	152	336194	40.000	ng		0.00
23) Naphthalene-d8	4.835	136	1163619	40.000	ng		0.00
41) Acenaphthene-d10	6.357	164	695688	40.000	ng		0.00
65) Phenanthrene-d10	7.645	188	1258499	40.000	ng		0.00
81) Chrysene-d12	10.684	240	1358968	40.000	ng		-0.01
88) Perylene-d12	14.013	264	1436841	40.000	ng		-0.01
System Monitoring Compounds							
5) % 2-Fluorophenol	2.911	112	9938	0.862	ng		0.00
Spiked Amount 75.000	Range 30 - 130		Recovery =	1.15%#			
6) % Phenol-d5	3.520	99	10901	0.828	ng		0.00
Spiked Amount 75.000	Range 30 - 130		Recovery =	1.11%#			
21) % Nitrobenzene-d5	4.252	82	8528	0.953	ng		0.00
Spiked Amount 50.000	Range 30 - 130		Recovery =	1.90%#			
44) % 2-Fluorobiphenyl	5.759	172	27425	1.103	ng		0.00
Spiked Amount 50.000	Range 30 - 130		Recovery =	2.20%#			
66) % 2,4,6-Tribromophenol	7.052	62	987	0.934	ng		0.00
Spiked Amount 75.000	Range 30 - 130		Recovery =	1.24%#			
80) % Terphenyl-d14	9.151	244	33004	1.063	ng		0.00
Spiked Amount 50.000			Recovery =	2.12%			
Target Compounds							Qvalue
3) Pyridine	2.212	79	11144	0.889	ng		97
7) Phenol	3.531	94	12701	0.972	ng		100
8) Bis(2-chloroethyl)ether	3.606	93	9134	0.962	ng		94
9) Aniline	3.579	93	11224	0.716	ng		96
10) 2-Chlorophenol	3.665	128	11576	1.001	ng		98
11) 1,3-Dichlorobenzene	3.777	146	13305	0.967	ng		97
12) 1,4-Dichlorobenzene	3.814	146	12343	0.989	ng		84
14) 1,2-Dichlorobenzene	3.964	146	12680	1.015	ng		97
15) 2-Methylphenol (o-cresol)	3.985	107	7693	0.980	ng		98
16) Bis(2-chloroisopropyl)...	4.023	45	7568	1.023	ng		99
17) N-Nitrosodi-n-propylamine	4.130	70	5252	0.954	ng		93
18) 3&4-Methylphenol (m&p-...	4.097	107	11217	0.963	ng		98
19) Acetophenone	4.124	105	13530	0.994	ng		96
24) Isophorone	4.445	82	15883	1.015	ng		98
25) 2-Nitrophenol	4.530	81	1358	1.046	ng		94
26) 2,4-Dimethylphenol	4.535	107	8869	1.137	ng		97
27) Bis(2-chloroethoxy)met...	4.621	93	10196	1.070	ng		96
28) Benzoic Acid	4.568	105	6118	0.815	ng		95
29) 2,4-Dichlorophenol	4.712	162	9478	1.033	ng		97
30) 1,2,4-Trichlorobenzene	4.792	180	11499	1.113	ng		97
33) Naphthalene	4.851	128	28664	1.087	ng		86
34) 4-Chloroaniline	4.904	65	1844	0.866	ng		97
37) 4-Chloro-3-methylphenol	5.294	107	7233	0.935	ng		99
38) 2-Methylnaphthalene	5.433	142	23325	1.069	ng		99
39) Hexachlorocyclopentadiene	5.625	237	6805	0.925	ng		99
42) 2,4,6-Trichlorophenol	5.695	196	7069	0.951	ng		97
43) 2,4,5-Trichlorophenol	5.721	196	7223	0.962	ng		97
45) 2-Chloronaphthalene	5.855	162	21393	1.102	ng		98
46) 4-Nitroaniline	5.967	65	3246	0.822	ng		96
48) Dimethylphthalate	6.133	163	23877	0.982	ng		99
49) 2,6-Dinitrotoluene	6.208	165	4483	0.797	ng		84
51) 3-Nitroaniline	6.325	138	4856	0.957	ng		97
52) Acenaphthene	6.384	154	17765	0.971	ng		97
53) 2,4-Dinitrophenol	6.411	184	1595	0.466	ng		82
54) Dibenzofuran	6.517	168	29747	1.003	ng		99
55) 2,4-Dinitrotoluene	6.544	165	5308	0.752	ng		91
56) 4-Nitrophenol	6.448	65	2152	0.820	ng	#	82
58) Diethyl phthalate	6.742	149	21348	1.016	ng		99
59) Fluorene	6.822	166	25012	1.081	ng		98
60) 4-Chlorophenyl phenyl ...	6.811	204	13165	1.044	ng		97

Quantitation Report (QT Reviewed)

Data Path : H:\SV2017\CHEM25\07JUL\20\
Data File : 0720_09.D
Acq On : 20 Jul 2017 10:08 am
Operator :
Client ID : ICAL 1
Lab ID : 1.0PPM 8270;MIX A
ALS Vial : 9 Sample Multiplier: 1

Quant Time: Jul 20 10:29:52 2017
Quant Method : H:\SV2017\CHEM25\METHODS\SPLIT_0720.M
Quant Title : Semivolatiles by GC/MS - EPA Method 625/8270
QLast Update : Thu Jul 20 10:07:33 2017
Response via : Initial Calibration

Compound	R.T.	QIon	Response	Conc	Units	Dev(Min)
61) 2-Nitroaniline	6.865	108	2338	1.285	ng	88
62) 4,6-Dinitro-2-methylph...	6.897	198	3019	0.603	ng	92
63) N-Nitrosodiphenylamine	6.918	169	17736	1.043	ng	98
64) Azobenzene	6.945	77	15936	1.017	ng	99
67) 4-Bromophenyl phenyl e...	7.239	248	8355	0.942	ng	97
73) Anthracene	7.703	178	33065	1.024	ng	99
74) Carbazole	7.842	167	32614	1.018	ng	99
75) Di-n-butylphthalate	8.158	149	33054	0.910	ng	99
77) Fluoranthene	8.751	202	43667	1.017	ng	98
79) Pyrene	8.991	202	44224	1.058	ng	99
82) Benzyl butyl phthalate	9.792	149	14457	0.850	ng	97
86) Di-n-octylphthalate	12.095	149	25648	0.652	ng	97
87) 3,3'-dichlorobenzidine	10.636	252	10298	0.900	ng	98

(#)out of range (m)manual integration reviewed by analyst (+)signals summed

Quantitation Report (QT Reviewed)

Data Path : H:\SV2017\CHEM25\07JUL\20\
Data File : 0720_09.D
Acq On : 20 Jul 2017 10:08 am
Operator :
Client ID : ICAL 1
Lab ID : 1.0PPM 8270;MIX A
ALS Vial : 9 Sample Multiplier: 1

Quant Time: Jul 20 10:29:52 2017
Quant Method : H:\SV2017\CHEM25\METHODS\SPLIT_0720.M
Quant Title : Semivolatiles by GC/MS - EPA Method 625/8270
QLast Update : Thu Jul 20 10:07:33 2017
Response via : Initial Calibration



Quantitation Report (QT Reviewed)

Data Path : H:\SV2017\CHEM25\07JUL\20\
Data File : 0720_10.D
Acq On : 20 Jul 2017 10:31 am
Operator :
Client ID : ICAL 30
Lab ID : 30PPM BENZIDINE
ALS Vial : 10 Sample Multiplier: 1

Quant Time: Jul 20 10:50:42 2017
Quant Method : H:\SV2017\CHEM25\METHODS\SPLIT_0720.M
Quant Title : Semivolatiles by GC/MS - EPA Method 625/8270
QLast Update : Thu Jul 20 10:50:37 2017
Response via : Initial Calibration

Compound	R.T.	QIon	Response	Conc	Units	Dev(Min)
Internal Standards						
1) 1,4-Dichlorobenzene-d4	3.804	152	578271	40.000	ng	0.00
23) Naphthalene-d8	4.835	136	2010199	40.000	ng	0.00
41) Acenaphthene-d10	6.357	164	1208015	40.000	ng	0.00
65) Phenanthrene-d10	7.650	188	2170160	40.000	ng	0.00
81) Chrysene-d12	10.690	240	2318222	40.000	ng	0.00
88) Perylene-d12	14.029	264	2447833	40.000	ng	0.00
System Monitoring Compounds						
5) % 2-Fluorophenol	0.000	112	0	0.000	ng	
Spiked Amount 75.000	Range 30 - 130		Recovery =	0.00%#		
6) % Phenol-d5	0.000	99	0	0.000	ng	
Spiked Amount 75.000	Range 30 - 130		Recovery =	0.00%#		
21) % Nitrobenzene-d5	4.279	82	190	0.012	ng	0.02
Spiked Amount 50.000	Range 30 - 130		Recovery =	0.02%#		
44) % 2-Fluorobiphenyl	5.754	172	92	0.002	ng	0.00
Spiked Amount 50.000	Range 30 - 130		Recovery =	0.00%#		
66) % 2,4,6-Tribromophenol	0.000	62	0	0.000	ng	
Spiked Amount 75.000	Range 30 - 130		Recovery =	0.00%#		
80) % Terphenyl-d14	9.151	244	695	0.013	ng	0.00
Spiked Amount 50.000			Recovery =	0.02%		
Target Compounds						Qvalue
78) Benzidine	8.884	184	1526737	30.000	ng	95

(#)out of range (m)manual integration reviewed by analyst (+)signals summed

Quantitation Report (QT Reviewed)

Data Path : H:\SV2017\CHEM25\07JUL\20\
Data File : 0720_10.D
Acq On : 20 Jul 2017 10:31 am
Operator :
Client ID : ICAL 30
Lab ID : 30PPM BENZIDINE
ALS Vial : 10 Sample Multiplier: 1

Quant Time: Jul 20 10:50:42 2017
Quant Method : H:\SV2017\CHEM25\METHODS\SPLIT_0720.M
Quant Title : Semivolatiles by GC/MS - EPA Method 625/8270
QLast Update : Thu Jul 20 10:50:37 2017
Response via : Initial Calibration



Quantitation Report (QT Reviewed)

Data Path : H:\SV2017\CHEM25\07JUL\20\
Data File : 0720_11.D
Acq On : 20 Jul 2017 10:54 am
Operator :
Client ID : ICAL 100
Lab ID : 100PPM BENZIDINE
ALS Vial : 11 Sample Multiplier: 1

Quant Time: Jul 20 11:15:41 2017
Quant Method : H:\SV2017\CHEM25\METHODS\SPLIT_0720.M
Quant Title : Semivolatiles by GC/MS - EPA Method 625/8270
QLast Update : Thu Jul 20 10:50:37 2017
Response via : Initial Calibration

Compound	R.T.	QIon	Response	Conc	Units	Dev(Min)
Internal Standards						
1) 1,4-Dichlorobenzene-d4	3.804	152	515408	40.000	ng	0.00
23) Naphthalene-d8	4.835	136	1771142	40.000	ng	0.00
41) Acenaphthene-d10	6.357	164	1065208	40.000	ng	0.00
65) Phenanthrene-d10	7.650	188	1931337	40.000	ng	0.00
81) Chrysene-d12	10.690	240	2062812	40.000	ng	0.00
88) Perylene-d12	14.023	264	2208387	40.000	ng	0.00
System Monitoring Compounds						
5) % 2-Fluorophenol	0.000	112	0	0.000	ng	
Spiked Amount 75.000	Range 30 - 130		Recovery =	0.00%#		
6) % Phenol-d5	0.000	99	0	0.000	ng	
Spiked Amount 75.000	Range 30 - 130		Recovery =	0.00%#		
21) % Nitrobenzene-d5	4.279	82	226	0.017	ng	0.02
Spiked Amount 50.000	Range 30 - 130		Recovery =	0.04%#		
44) % 2-Fluorobiphenyl	0.000	172	0	0.000	ng	
Spiked Amount 50.000	Range 30 - 130		Recovery =	0.00%#		
66) % 2,4,6-Tribromophenol	0.000	62	0	0.000	ng	
Spiked Amount 75.000	Range 30 - 130		Recovery =	0.00%#		
80) % Terphenyl-d14	9.146	244	513	0.011	ng	-0.01
Spiked Amount 50.000			Recovery =	0.02%		
Target Compounds						Qvalue
78) Benzidine	8.895	184	3952599	87.272	ng	96

(#)out of range (m)manual integration reviewed by analyst (+)signals summed

Quantitation Report (QT Reviewed)

Data Path : H:\SV2017\CHEM25\07JUL\20\
Data File : 0720_11.D
Acq On : 20 Jul 2017 10:54 am
Operator :
Client ID : ICAL 100
Lab ID : 100PPM BENZIDINE
ALS Vial : 11 Sample Multiplier: 1

Quant Time: Jul 20 11:15:41 2017
Quant Method : H:\SV2017\CHEM25\METHODS\SPLIT_0720.M
Quant Title : Semivolatiles by GC/MS - EPA Method 625/8270
QLast Update : Thu Jul 20 10:50:37 2017
Response via : Initial Calibration



Quantitation Report (QT Reviewed)

Data Path : H:\SV2017\CHEM25\07JUL\20\
Data File : 0720_12.D
Acq On : 20 Jul 2017 11:16 am
Operator :
Client ID : ICAL 70
Lab ID : 70PPM BENZIDINE
ALS Vial : 12 Sample Multiplier: 1

Quant Time: Jul 20 11:47:29 2017
Quant Method : H:\SV2017\CHEM25\METHODS\SPLIT_0720.M
Quant Title : Semivolatiles by GC/MS - EPA Method 625/8270
QLast Update : Thu Jul 20 11:15:54 2017
Response via : Initial Calibration

Compound	R.T.	QIon	Response	Conc	Units	Dev(Min)
Internal Standards						
1) 1,4-Dichlorobenzene-d4	3.804	152	488415	40.000	ng	0.00
23) Naphthalene-d8	4.835	136	1672152	40.000	ng	0.00
41) Acenaphthene-d10	6.357	164	1010837	40.000	ng	0.00
65) Phenanthrene-d10	7.650	188	1832651	40.000	ng	0.00
81) Chrysene-d12	10.690	240	1991495	40.000	ng	0.00
88) Perylene-d12	14.023	264	2114257	40.000	ng	0.00
System Monitoring Compounds						
5) % 2-Fluorophenol	0.000	112	0	0.000	ng	
Spiked Amount 75.000	Range 30 - 130		Recovery =	0.00%#		
6) % Phenol-d5	0.000	99	0	0.000	ng	
Spiked Amount 75.000	Range 30 - 130		Recovery =	0.00%#		
21) % Nitrobenzene-d5	4.279	82	233	0.018	ng	0.02
Spiked Amount 50.000	Range 30 - 130		Recovery =	0.04%#		
44) % 2-Fluorobiphenyl	5.759	172	54	0.001	ng	0.00
Spiked Amount 50.000	Range 30 - 130		Recovery =	0.00%#		
66) % 2,4,6-Tribromophenol	0.000	62	0	0.000	ng	
Spiked Amount 75.000	Range 30 - 130		Recovery =	0.00%#		
80) % Terphenyl-d14	9.151	244	357	0.008	ng	0.00
Spiked Amount 50.000			Recovery =	0.02%		
Target Compounds						Qvalue
78) Benzidine	8.889	184	2810812	69.849	ng	96

(#)out of range (m)manual integration reviewed by analyst (+)signals summed

Quantitation Report (QT Reviewed)

Data Path : H:\SV2017\CHEM25\07JUL\20\
Data File : 0720_12.D
Acq On : 20 Jul 2017 11:16 am
Operator :
Client ID : ICAL 70
Lab ID : 70PPM BENZIDINE
ALS Vial : 12 Sample Multiplier: 1

Quant Time: Jul 20 11:47:29 2017
Quant Method : H:\SV2017\CHEM25\METHODS\SPLIT_0720.M
Quant Title : Semivolatiles by GC/MS - EPA Method 625/8270
QLast Update : Thu Jul 20 11:15:54 2017
Response via : Initial Calibration



Quantitation Report (QT Reviewed)

Data Path : H:\SV2017\CHEM25\07JUL\20\
Data File : 0720_13.D
Acq On : 20 Jul 2017 11:39 am
Operator :
Client ID : ICAL 50
Lab ID : 50PPM BENZIDINE
ALS Vial : 13 Sample Multiplier: 1

Quant Time: Jul 20 12:54:20 2017
Quant Method : H:\SV2017\CHEM25\METHODS\SPLIT_0720.M
Quant Title : Semivolatiles by GC/MS - EPA Method 625/8270
QLast Update : Thu Jul 20 11:48:20 2017
Response via : Initial Calibration

Compound	R.T.	QIon	Response	Conc	Units	Dev(Min)
Internal Standards						
1) 1,4-Dichlorobenzene-d4	3.804	152	517293	40.000	ng	0.00
23) Naphthalene-d8	4.835	136	1792044	40.000	ng	0.00
41) Acenaphthene-d10	6.357	164	1054520	40.000	ng	0.00
65) Phenanthrene-d10	7.650	188	1855457	40.000	ng	0.00
81) Chrysene-d12	10.690	240	1948894	40.000	ng	0.00
88) Perylene-d12	14.023	264	2118011	40.000	ng	0.00
System Monitoring Compounds						
5) % 2-Fluorophenol	0.000	112	0	0.000	ng	
Spiked Amount 75.000	Range 30 - 130		Recovery =	0.00%#		
6) % Phenol-d5	0.000	99	0	0.000	ng	
Spiked Amount 75.000	Range 30 - 130		Recovery =	0.00%#		
21) % Nitrobenzene-d5	4.279	82	511	0.037	ng	0.02
Spiked Amount 50.000	Range 30 - 130		Recovery =	0.08%#		
44) % 2-Fluorobiphenyl	0.000	172	0	0.000	ng	
Spiked Amount 50.000	Range 30 - 130		Recovery =	0.00%#		
66) % 2,4,6-Tribromophenol	0.000	62	0	0.000	ng	
Spiked Amount 75.000	Range 30 - 130		Recovery =	0.00%#		
80) % Terphenyl-d14	9.146	244	462	0.010	ng	-0.01
Spiked Amount 50.000			Recovery =	0.02%		
Target Compounds						Qvalue
78) Benzidine	8.889	184	2039650	50.098	ng	96

(#)out of range (m)manual integration reviewed by analyst (+)signals summed

Quantitation Report (QT Reviewed)

Data Path : H:\SV2017\CHEM25\07JUL\20\
Data File : 0720_13.D
Acq On : 20 Jul 2017 11:39 am
Operator :
Client ID : ICAL 50
Lab ID : 50PPM BENZIDINE
ALS Vial : 13 Sample Multiplier: 1

Quant Time: Jul 20 12:54:20 2017
Quant Method : H:\SV2017\CHEM25\METHODS\SPLIT_0720.M
Quant Title : Semivolatiles by GC/MS - EPA Method 625/8270
QLast Update : Thu Jul 20 11:48:20 2017
Response via : Initial Calibration



Quantitation Report (QT Reviewed)

Data Path : H:\SV2017\CHEM25\07JUL\20\
Data File : 0720_14.D
Acq On : 20 Jul 2017 12:02 pm
Operator :
Client ID : ICAL 20
Lab ID : 20PPM BENZIDINE
ALS Vial : 14 Sample Multiplier: 1

Quant Time: Jul 20 12:54:33 2017
Quant Method : H:\SV2017\CHEM25\METHODS\SPLIT_0720.M
Quant Title : Semivolatiles by GC/MS - EPA Method 625/8270
QLast Update : Thu Jul 20 12:54:28 2017
Response via : Initial Calibration

Compound	R.T.	QIon	Response	Conc	Units	Dev(Min)
Internal Standards						
1) 1,4-Dichlorobenzene-d4	3.804	152	330717	40.000	ng	0.00
23) Naphthalene-d8	4.835	136	1230070	40.000	ng	0.00
41) Acenaphthene-d10	6.357	164	782537	40.000	ng	0.00
65) Phenanthrene-d10	7.645	188	1480068	40.000	ng	0.00
81) Chrysene-d12	10.684	240	1599404	40.000	ng	-0.01
88) Perylene-d12	14.013	264	1671312	40.000	ng	-0.01
System Monitoring Compounds						
5) % 2-Fluorophenol	0.000	112	0	0.000	ng	
Spiked Amount 75.000	Range 30 - 130		Recovery =	0.00%#		
6) % Phenol-d5	0.000	99	0	0.000	ng	
Spiked Amount 75.000	Range 30 - 130		Recovery =	0.00%#		
21) % Nitrobenzene-d5	4.284	82	252	0.029	ng	0.03
Spiked Amount 50.000	Range 30 - 130		Recovery =	0.06%#		
44) % 2-Fluorobiphenyl	0.000	172	0	0.000	ng	
Spiked Amount 50.000	Range 30 - 130		Recovery =	0.00%#		
66) % 2,4,6-Tribromophenol	0.000	62	0	0.000	ng	
Spiked Amount 75.000	Range 30 - 130		Recovery =	0.00%#		
80) % Terphenyl-d14	9.146	244	202	0.005	ng	-0.01
Spiked Amount 50.000			Recovery =	0.02%		
Target Compounds						Qvalue
78) Benzidine	8.884	184	686433	21.126	ng	95

(#)out of range (m)manual integration reviewed by analyst (+)signals summed

Quantitation Report (QT Reviewed)

Data Path : H:\SV2017\CHEM25\07JUL\20\
Data File : 0720_14.D
Acq On : 20 Jul 2017 12:02 pm
Operator :
Client ID : ICAL 20
Lab ID : 20PPM BENZIDINE
ALS Vial : 14 Sample Multiplier: 1

Quant Time: Jul 20 12:54:33 2017
Quant Method : H:\SV2017\CHEM25\METHODS\SPLIT_0720.M
Quant Title : Semivolatiles by GC/MS - EPA Method 625/8270
QLast Update : Thu Jul 20 12:54:28 2017
Response via : Initial Calibration



Quantitation Report (QT Reviewed)

Data Path : H:\SV2017\CHEM25\07JUL\20\
Data File : 0720_15.D
Acq On : 20 Jul 2017 12:24 pm
Operator :
Client ID : ICAL 10
Lab ID : 10PPM BENZIDINE
ALS Vial : 15 Sample Multiplier: 1

Quant Time: Jul 20 12:54:46 2017
Quant Method : H:\SV2017\CHEM25\METHODS\SPLIT_0720.M
Quant Title : Semivolatiles by GC/MS - EPA Method 625/8270
QLast Update : Thu Jul 20 12:54:41 2017
Response via : Initial Calibration

Compound	R.T.	QIon	Response	Conc	Units	Dev(Min)
Internal Standards						
1) 1,4-Dichlorobenzene-d4	3.804	152	525516	40.000	ng	0.00
23) Naphthalene-d8	4.835	136	1778920	40.000	ng	0.00
41) Acenaphthene-d10	6.357	164	1074872	40.000	ng	0.00
65) Phenanthrene-d10	7.645	188	1923705	40.000	ng	0.00
81) Chrysene-d12	10.690	240	2061394	40.000	ng	0.00
88) Perylene-d12	14.023	264	2222477	40.000	ng	0.00
System Monitoring Compounds						
5) % 2-Fluorophenol	0.000	112	0	0.000	ng	
Spiked Amount 75.000	Range 30 - 130		Recovery =	0.00%#		
6) % Phenol-d5	0.000	99	0	0.000	ng	
Spiked Amount 75.000	Range 30 - 130		Recovery =	0.00%#		
21) % Nitrobenzene-d5	4.279	82	352	0.025	ng	0.02
Spiked Amount 50.000	Range 30 - 130		Recovery =	0.06%#		
44) % 2-Fluorobiphenyl	0.000	172	0	0.000	ng	
Spiked Amount 50.000	Range 30 - 130		Recovery =	0.00%#		
66) % 2,4,6-Tribromophenol	0.000	62	0	0.000	ng	
Spiked Amount 75.000	Range 30 - 130		Recovery =	0.00%#		
80) % Terphenyl-d14	9.146	244	324	0.007	ng	-0.01
Spiked Amount 50.000			Recovery =	0.02%		
Target Compounds						Qvalue
78) Benzidine	8.879	184	429536	10.058	ng	95

(#)out of range (m)manual integration reviewed by analyst (+)signals summed

Quantitation Report (QT Reviewed)

Data Path : H:\SV2017\CHEM25\07JUL\20\
Data File : 0720_15.D
Acq On : 20 Jul 2017 12:24 pm
Operator :
Client ID : ICAL 10
Lab ID : 10PPM BENZIDINE
ALS Vial : 15 Sample Multiplier: 1

Quant Time: Jul 20 12:54:46 2017
Quant Method : H:\SV2017\CHEM25\METHODS\SPLIT_0720.M
Quant Title : Semivolatiles by GC/MS - EPA Method 625/8270
QLast Update : Thu Jul 20 12:54:41 2017
Response via : Initial Calibration



Quantitation Report (QT Reviewed)

Data Path : H:\SV2017\CHEM25\07JUL\20\
Data File : 0720_16.D
Acq On : 20 Jul 2017 12:47 pm
Operator :
Client ID : ICAL 3.5
Lab ID : 3.5PPM BENZIDINE
ALS Vial : 16 Sample Multiplier: 1

Quant Time: Jul 20 13:13:41 2017
Quant Method : H:\SV2017\CHEM25\METHODS\SPLIT_0720.M
Quant Title : Semivolatiles by GC/MS - EPA Method 625/8270
QLast Update : Thu Jul 20 12:55:01 2017
Response via : Initial Calibration

Compound	R.T.	QIon	Response	Conc	Units	Dev(Min)
Internal Standards						
1) 1,4-Dichlorobenzene-d4	3.804	152	477395	40.000	ng	0.00
23) Naphthalene-d8	4.835	136	1656489	40.000	ng	0.00
41) Acenaphthene-d10	6.357	164	1003350	40.000	ng	0.00
65) Phenanthrene-d10	7.645	188	1799107	40.000	ng	0.00
81) Chrysene-d12	10.690	240	1978707	40.000	ng	0.00
88) Perylene-d12	14.018	264	2147842	40.000	ng	0.00
System Monitoring Compounds						
5) % 2-Fluorophenol	0.000	112	0	0.000	ng	
Spiked Amount 75.000	Range 30 - 130		Recovery =	0.00%#		
6) % Phenol-d5	0.000	99	0	0.000	ng	
Spiked Amount 75.000	Range 30 - 130		Recovery =	0.00%#		
21) % Nitrobenzene-d5	4.279	82	203	0.016	ng	0.02
Spiked Amount 50.000	Range 30 - 130		Recovery =	0.04%#		
44) % 2-Fluorobiphenyl	0.000	172	0	0.000	ng	
Spiked Amount 50.000	Range 30 - 130		Recovery =	0.00%#		
66) % 2,4,6-Tribromophenol	0.000	62	0	0.000	ng	
Spiked Amount 75.000	Range 30 - 130		Recovery =	0.00%#		
80) % Terphenyl-d14	9.146	244	298	0.007	ng	-0.01
Spiked Amount 50.000			Recovery =	0.02%		
Target Compounds						Qvalue
78) Benzidine	8.879	184	141316	3.535	ng	96

(#)out of range (m)manual integration reviewed by analyst (+)signals summed

Quantitation Report (QT Reviewed)

Data Path : H:\SV2017\CHEM25\07JUL\20\
Data File : 0720_16.D
Acq On : 20 Jul 2017 12:47 pm
Operator :
Client ID : ICAL 3.5
Lab ID : 3.5PPM BENZIDINE
ALS Vial : 16 Sample Multiplier: 1

Quant Time: Jul 20 13:13:41 2017
Quant Method : H:\SV2017\CHEM25\METHODS\SPLIT_0720.M
Quant Title : Semivolatiles by GC/MS - EPA Method 625/8270
QLast Update : Thu Jul 20 12:55:01 2017
Response via : Initial Calibration



Quantitation Report (QT Reviewed)

Data Path : H:\SV2017\CHEM25\07JUL\20\
Data File : 0720_17.D
Acq On : 20 Jul 2017 1:10 pm
Operator :
Client ID : 1.0PPM BENZIDINE
Lab ID : 1.0PPM BENZIDINE
ALS Vial : 17 Sample Multiplier: 1

Quant Time: Jul 20 13:29:57 2017
Quant Method : H:\SV2017\CHEM25\METHODS\SPLIT_0720.M
Quant Title : Semivolatiles by GC/MS - EPA Method 625/8270
QLast Update : Thu Jul 20 13:13:56 2017
Response via : Initial Calibration

Compound	R.T.	QIon	Response	Conc	Units	Dev(Min)
Internal Standards						
1) 1,4-Dichlorobenzene-d4	3.804	152	311239	40.000	ng	0.00
23) Naphthalene-d8	4.835	136	1049870	40.000	ng	0.00
41) Acenaphthene-d10	6.357	164	598832	40.000	ng	0.00
65) Phenanthrene-d10	7.645	188	1068499	40.000	ng	0.00
81) Chrysene-d12	10.684	240	1100936	40.000	ng	-0.01
88) Perylene-d12	14.007	264	1134369	40.000	ng	-0.02
System Monitoring Compounds						
5) % 2-Fluorophenol	0.000	112	0	0.000	ng	
Spiked Amount 75.000	Range 30 - 130		Recovery =	0.00%#		
6) % Phenol-d5	0.000	99	0	0.000	ng	
Spiked Amount 75.000	Range 30 - 130		Recovery =	0.00%#		
21) % Nitrobenzene-d5	4.284	82	51	0.006	ng	0.03
Spiked Amount 50.000	Range 30 - 130		Recovery =	0.02%#		
44) % 2-Fluorobiphenyl	5.818	172	50	0.002	ng	0.06
Spiked Amount 50.000	Range 30 - 130		Recovery =	0.00%#		
66) % 2,4,6-Tribromophenol	0.000	62	0	0.000	ng	
Spiked Amount 75.000	Range 30 - 130		Recovery =	0.00%#		
80) % Terphenyl-d14	9.146	244	73	0.003	ng	-0.01
Spiked Amount 50.000			Recovery =	0.00%		
Target Compounds						Qvalue
78) Benzidine	8.879	184	16851m	0.709	ng	

(#)out of range (m)manual integration reviewed by analyst (+)signals summed

Quantitation Report (QT Reviewed)

Data Path : H:\SV2017\CHEM25\07JUL\20\
Data File : 0720_17.D
Acq On : 20 Jul 2017 1:10 pm
Operator :
Client ID : 1.0PPM BENZIDINE
Lab ID : 1.0PPM BENZIDINE
ALS Vial : 17 Sample Multiplier: 1

Quant Time: Jul 20 13:29:57 2017
Quant Method : H:\SV2017\CHEM25\METHODS\SPLIT_0720.M
Quant Title : Semivolatiles by GC/MS - EPA Method 625/8270
QLast Update : Thu Jul 20 13:13:56 2017
Response via : Initial Calibration



Quantitation Report (QT Reviewed)

Data Path : H:\SV2017\CHEM06\08AUG\02\
Data File : 0802_03.D
Acq On : 2 Aug 2017 6:17 pm
Operator :
Sample : 50PPM DFTPP;17C
Misc :
ALS Vial : 1 Sample Multiplier: 1

Quant Time: Aug 02 18:37:48 2017
Quant Method : H:\SV2017\CHEM06\METHODS\SPLIT_0724.M
Quant Title : Semivolatiles by GC/MS - EPA Method 625/8270
QLast Update : Wed Aug 02 11:50:42 2017
Response via : Initial Calibration

Compound	R.T.	QIon	Response	Conc	Units		Dev(Min)
Internal Standards							
1) 1,4-Dichlorobenzene-d4	3.142	152	294235	40.000	ng		0.00
23) Naphthalene-d8	4.153	136	1130312	40.000	ng		0.00
41) Acenaphthene-d10	5.657	164	639652	40.000	ng		0.00
65) Phenanthrene-d10	6.926	188	1130728	40.000	ng		0.00
81) Chrysene-d12	9.493	240	1251863	40.000	ng		0.00
88) Perylene-d12	12.067	264	1422743	40.000	ng		0.00
System Monitoring Compounds							
5) % 2-Fluorophenol	0.000	112	0	0.000	ng		
Spiked Amount 75.000	Range 30 - 130		Recovery =	0.00%	#		
6) % Phenol-d5	0.000	99	0	0.000	ng		
Spiked Amount 75.000	Range 30 - 130		Recovery =	0.00%	#		
21) % Nitrobenzene-d5	3.600	82	58	0.006	ng		0.00
Spiked Amount 50.000	Range 30 - 130		Recovery =	0.02%	#		
44) % 2-Fluorobiphenyl	0.000	172	0	0.000	ng		
Spiked Amount 50.000	Range 30 - 130		Recovery =	0.00%	#		
66) % 2,4,6-Tribromophenol	0.000	62	0	0.000	ng		
Spiked Amount 75.000	Range 30 - 130		Recovery =	0.00%	#		
80) % Terphenyl-d14	8.318	244	9833	0.369	ng		-0.01
Spiked Amount 50.000			Recovery =	0.74%			
Target Compounds							Qvalue
68) Hexachlorobenzene	6.826	142	3790	1.744	ng	#	1
69) Pentachlorophenol	6.826	266	228072	60.867	ng		98
71) Atrazine	6.826	200	26901	4.944	ng	#	31
78) Benzidine	8.119	184	1267757	49.688	ng		98

(#)out of range (m)manual integration reviewed by analyst (+)signals summed

Quantitation Report (QT Reviewed)

Data Path : H:\SV2017\CHEM06\08AUG\02\
Data File : 0802_03.D
Acq On : 2 Aug 2017 6:17 pm
Operator :
Sample : 50PPM DFTPP;17C
Misc :
ALS Vial : 1 Sample Multiplier: 1

Quant Time: Aug 02 18:37:48 2017
Quant Method : H:\SV2017\CHEM06\METHODS\SPLIT_0724.M
Quant Title : Semivolatiles by GC/MS - EPA Method 625/8270
QLast Update : Wed Aug 02 11:50:42 2017
Response via : Initial Calibration



7B
SEMIVOLATILE CONTINUING CALIBRATION CHECK (FULL SCAN)
Full Scan

Lab Name: Phoenix Environmental Labs Client: NETC

Lab Code: Phoenix Case No.: SAS No.: SDG No.: GBY76292

Instrument: CHEM06 Calibration Date: 08/02/17 Time: 18:41

Lab File Id: 0802_04.D Init. Calib. Date(s): 07/24/17 07/24/17

Heated Purge (Y/N): Y Init. Calib. Times: 08:32 16:40

GC Column: v factor 4 Method File: SPLIT_0724.M

COMPOUND		RRF	RRF30	RRF MIN	%D	% D LIMITS
1,4-Dichlorobenzene-d4	(IS Areas & Pct)	199803	343438	n.a.	171.9	50-200
Naphthalene-d8	(IS Areas & Pct)	811579	1406682	n.a.	173.3	50-200
Acenaphthene-d10	(IS Areas & Pct)	420134	740560	n.a.	176.3	50-200
Phenanthrene-d10	(IS Areas & Pct)	767324	1277039	n.a.	166.4	50-200
Chrysene-d12	(IS Areas & Pct)	797866	1324893	n.a.	166.1	50-200
Perylene-d12	(IS Areas & Pct)	884083	1450166	n.a.	164.0	50-200
Pyridine		1.193	1.349	0.010	-13.1	20 (40)
Phenol		1.506	1.751	0.800	-16.3	20 (40)
Bis(2-chloroethyl)ether		1.193	1.254	0.700	-5.1	20 (40)
Aniline		1.821	1.795	0.010	1.4	20 (40)
2-Chlorophenol		1.359	1.390	0.800	-2.3	20 (40)
1,3-Dichlorobenzene		1.507	1.553	0.010	-3.1	20 (40)
1,4-Dichlorobenzene		1.519	1.567	0.010	-3.2	20 (40)
1,2-Dichlorobenzene		1.417	1.489	0.010	-5.1	20 (40)
2-Methylphenol (o-cresol)		1.056	1.059	0.700	-0.3	20 (40)
Bis(2-chloroisopropyl)ether		1.375	1.385	0.010	-0.7	20 (40)
N-Nitrosodi-n-propylamine		0.841	0.853	0.500	-1.4	20 (40)
3&4-Methylphenol (m&p-cresol)		1.417	1.513	0.600	-6.8	20 (40)
Acetophenone		1.727	1.822	0.010	-5.5	20 (40)
Isophorone		0.555	0.568	0.400	-2.3	20 (40)
2-Nitrophenol		0.061	0.056	* 0.100	8.2	20 (40)
2,4-Dimethylphenol		0.279	0.274	0.200	1.8	20 (40)
Bis(2-chloroethoxy)methane		0.337	0.344	0.300	-2.1	20 (40)
Benzoic Acid		0.206	0.255	0.010	-23.8 +	20 (40)
2,4-Dichlorophenol		0.253	0.275	0.200	-8.7	20 (40)
1,2,4-Trichlorobenzene		0.287	0.310	0.010	-8.0	20 (40)
Naphthalene		0.906	0.948	0.700	-4.6	20 (40)
4-Chloroaniline		0.099	0.104	0.010	-5.1	20 (40)
4-Chloro-3-methylphenol		0.251	0.251	0.200	0.0	20 (40)
2-Methylnaphthalene		0.644	0.680	0.400	-5.6	20 (40)
Hexachlorocyclopentadiene		0.187	0.221	0.050	-18.2	20 (40)
2,4,6-Trichlorophenol		0.366	0.386	0.200	-5.5	20 (40)
2,4,5-Trichlorophenol		0.386	0.398	0.200	-3.1	20 (40)
2-Chloronaphthalene		1.173	1.161	0.800	1.0	20 (40)
4-Nitroaniline		0.316	0.303	0.010	4.1	20 (40)
Dimethylphthalate		1.285	1.267	0.010	1.4	20 (40)

(*) Recommended RRF not met (+) %D exceeds criteria % (#) %D exceeds (maximum) criteria
%D: 10% of target compounds are allowed to be above criteria %, but must be less than the (maximum) %D

FORM VII SV

7B
SEMIVOLATILE CONTINUING CALIBRATION CHECK (FULL SCAN)
Full Scan

Lab Name: Phoenix Environmental Labs Client: NETC

Lab Code: Phoenix Case No.: SAS No.: SDG No.: GBY76292

Instrument: CHEM06 Calibration Date: 08/02/17 Time: 18:41

Lab File Id: 0802_04.D Init. Calib. Date(s): 07/24/17 07/24/17

Heated Purge (Y/N): Y Init. Calib. Times: 08:32 16:40

GC Column: v factor 4 Method File: SPLIT_0724.M

COMPOUND	RRF	RRF30	RRF MIN	%D	% D LIMITS
2,6-Dinitrotoluene	0.291	0.305	0.200	-4.8	20 (40)
3-Nitroaniline	0.290	0.283	0.010	2.4	20 (40)
Acenaphthene	1.097	1.088	0.900	0.8	20 (40)
2,4-Dinitrophenol	0.116	0.186	0.010	-60.3 #	20 (40)
Dibenzofuran	1.627	1.654	0.800	-1.7	20 (40)
2,4-Dinitrotoluene	0.382	0.403	0.200	-5.5	20 (40)
4-Nitrophenol	0.220	0.217	0.010	1.4	20 (40)
Diethyl phthalate	1.231	1.219	0.010	1.0	20 (40)
Fluorene	1.350	1.328	0.900	1.6	20 (40)
4-Chlorophenyl phenyl ether	0.639	0.645	0.400	-0.9	20 (40)
2-Nitroaniline	0.141	0.111	0.010	21.3 +	20 (40)
4,6-Dinitro-2-methylphenol	0.192	0.244	0.010	-27.1 +	20 (40)
N-Nitrosodiphenylamine	0.951	0.939	0.010	1.3	20 (40)
Azobenzene	1.368	1.297	0.010	5.2	20 (40)
4-Bromophenyl phenyl ether	0.243	0.256	0.100	-5.3	20 (40)
Anthracene	1.074	1.077	0.700	-0.3	20 (40)
Carbazole	0.980	0.997	0.010	-1.7	20 (40)
Di-n-butylphthalate	1.187	1.188	0.010	-0.1	20 (40)
Fluoranthene	1.183	1.204	0.600	-1.8	20 (40)
Benzidine	0.903	0.897	0.010	0.7	20 (40)
Pyrene	1.191	1.207	0.600	-1.3	20 (40)
Benzyl butyl phthalate	0.500	0.507	0.010	-1.4	20 (40)
Di-n-octylphthalate	1.153	1.180	0.010	-2.3	20 (40)
3,3'-dichlorobenzidine	0.372	0.334	0.010	10.2	20 (40)
% 2-Fluorophenol	1.268	1.279	0.010	-0.9	20 (40)
% Phenol-d5	1.530	1.602	0.010	-4.7	20 (40)
% Nitrobenzene-d5	1.312	1.379	0.010	-5.1	20 (40)
% 2-Fluorobiphenyl	1.390	1.401	0.010	-0.8	20 (40)
% 2,4,6-Tribromophenol	0.055	0.054	0.010	1.8	20 (40)
% Terphenyl-d14	0.943	0.998	0.010	-5.8	20 (40)

(*) Recommended RRF not met (+) %D exceeds criteria % (#) %D exceeds (maximum) criteria
%D: 10% of target compounds are allowed to be above criteria %, but must be less than the (maximum) %D

FORM VII SV

Evaluate Continuing Calibration Report

Data Path : H:\SV2017\CHEM06\08AUG\02\
Data File : 0802_04.D
Acq On : 2 Aug 2017 6:41 pm
Operator :
Client ID : CCAL 30
Lab ID : 30PPM 8270;MIX A
ALS Vial : 2 Sample Multiplier: 1

Quant Time: Aug 03 10:01:45 2017
Quant Method : H:\SV2017\CHEM06\METHODS\SPLIT_0724.M
Quant Title : Semivolatiles by GC/MS - EPA Method 625/8270
QLast Update : Wed Aug 02 11:50:42 2017
Response via : Initial Calibration

Note: Curves (l,lf,q,qf) display calculated concentration.
Min. RRF : 0.050 Min. Rel. Area : 50% Max. R.T. Dev 0.50min
Max. RRF Dev : 20% Max. Rel. Area : 200%

		Compound	AvgRF	CCRF	%Dev	Area%
1	ISTD	1,4-Dichlorobenzene-d4	1.000	1.000	0.0	172
3	T	Pyridine	1.193	1.349	-13.1	
5	SURR	% 2-Fluorophenol	1.268	1.279	-0.9	
6	SURR	% Phenol-d5	1.530	1.602	-4.7	
7	p	Phenol	1.506	1.751	-16.3	
8	p	Bis(2-chloroethyl)ether	1.193	1.254	-5.1	
9	T	Aniline	1.821	1.795	1.4	
10	p	2-Chlorophenol	1.359	1.390	-2.3	
11	T	1,3-Dichlorobenzene	1.507	1.553	-3.1	
12		1,4-Dichlorobenzene	1.519	1.567	-3.2	
14	T	1,2-Dichlorobenzene	1.417	1.489	-5.1	
15	p	2-Methylphenol (o-cresol)	1.056	1.059	-0.3	
16	T	Bis(2-chloroisopropyl)ether	1.375	1.385	-0.7	
17	p	N-Nitrosodi-n-propylamine	0.841	0.853	-1.4	
18	p	3&4-Methylphenol (m&p-creso	1.417	1.513	-6.8	
19	p	Acetophenone	1.727	1.822	-5.5	
21	SURR	% Nitrobenzene-d5	1.312	1.379	-5.1	
23	ISTD	Naphthalene-d8	1.000	1.000	0.0	173
24	p	Isophorone	0.555	0.568	-2.3	
25	p	2-Nitrophenol	0.061	0.056#	8.2	
26	p	2,4-Dimethylphenol	0.279	0.274	1.8	
27	p	Bis(2-chloroethoxy)methane	0.337	0.344	-2.1	
28	T	Benzoic Acid	0.206	0.255	-23.8#	
29	p	2,4-Dichlorophenol	0.253	0.275	-8.7	
30	T	1,2,4-Trichlorobenzene	0.287	0.310	-8.0	
33	p	Naphthalene	0.906	0.948	-4.6	
34	p	4-Chloroaniline	0.099	0.104	-5.1	
37	p	4-Chloro-3-methylphenol	0.251	0.251	0.0	
38	p	2-Methylnaphthalene	0.644	0.680	-5.6	
39	p	Hexachlorocyclopentadiene	0.187	0.221	-18.2	
41	ISTD	Acenaphthene-d10	1.000	1.000	0.0	176
42	p	2,4,6-Trichlorophenol	0.366	0.386	-5.5	
43	p	2,4,5-Trichlorophenol	0.386	0.398	-3.1	
44	SURR	% 2-Fluorobiphenyl	1.390	1.401	-0.8	
45	p	2-Chloronaphthalene	1.173	1.161	1.0	
46	p	4-Nitroaniline	0.316	0.303	4.1	
48	p	Dimethylphthalate	1.285	1.267	1.4	
49	p	2,6-Dinitrotoluene	0.291	0.305	-4.8	
51	p	3-Nitroaniline	0.290	0.283	2.4	
52	p	Acenaphthene	1.097	1.088	0.8	
53	P	2,4-Dinitrophenol	0.116	0.186	-60.3#	
54	p	Dibenzofuran	1.627	1.654	-1.7	
55	p	2,4-Dinitrotoluene	0.382	0.403	-5.5	
56	p	4-Nitrophenol	0.220	0.217	1.4	
58	p	Diethyl phthalate	1.231	1.219	1.0	
59	p	Fluorene	1.350	1.328	1.6	
60	p	4-Chlorophenyl phenyl ether	0.639	0.645	-0.9	
61	p	2-Nitroaniline	0.141	0.111	21.3#	
62	p	4,6-Dinitro-2-methylphenol	0.192	0.244	-27.1#	
63	p	N-Nitrosodiphenylamine	0.951	0.939	1.3	
64	T	Azobenzene	1.368	1.297	5.2	
65	ISTD	Phenanthrene-d10	1.000	1.000	0.0	166
66	SURR	% 2,4,6-Tribromophenol	0.055	0.054	1.8	
67	p	4-Bromophenyl phenyl ether	0.243	0.256	-5.3	
73	p	Anthracene	1.074	1.077	-0.3	
74	p	Carbazole	0.980	0.997	-1.7	

Evaluate Continuing Calibration Report

Data Path : H:\SV2017\CHEM06\08AUG\02\
Data File : 0802_04.D
Acq On : 2 Aug 2017 6:41 pm
Operator :
Client ID : CCAL 30
Lab ID : 30PPM 8270;MIX A
ALS Vial : 2 Sample Multiplier: 1

Quant Time: Aug 03 10:01:45 2017
Quant Method : H:\SV2017\CHEM06\METHODS\SPLIT_0724.M
Quant Title : Semivolatiles by GC/MS - EPA Method 625/8270
QLast Update : Wed Aug 02 11:50:42 2017
Response via : Initial Calibration

Note: Curves (l,lf,q,qf) display calculated concentration.
Min. RRF : 0.050 Min. Rel. Area : 50% Max. R.T. Dev 0.50min
Max. RRF Dev : 20% Max. Rel. Area : 200%

		Compound	AvgRF	CCRF	%Dev	Area%	
75	p	Di-n-butylphthalate	1.187	1.188	-0.1		
77	p	Fluoranthene	1.183	1.204	-1.8		
78	p	Benzidine	0.903	0.000#	100.0#		
79	p	Pyrene	1.191	1.207	-1.3		
80	SURR	% Terphenyl-d14	0.943	0.998	-5.8		
81	ISTD	Chrysene-d12	1.000	1.000	0.0		166
82	p	Benzyl butyl phthalate	0.500	0.507	-1.4		
86	p	Di-n-octylphthalate	1.153	1.180	-2.3		
87	p	3,3'-dichlorobenzidine	0.372	0.334	10.2		
88	ISTD	Perylene-d12	1.000	1.000	0.0		164

(#)=Out of Range l=linear, lf=liner(0,0), q=quadratic, qf=quadratic(0,0)
Laboratory Warning Limits Out = 0

Quantitation Report (QT Reviewed)

Data Path : H:\SV2017\CHEM06\08AUG\02\
Data File : 0802_04.D
Acq On : 2 Aug 2017 6:41 pm
Operator :
Client ID : CCAL 30
Lab ID : 30PPM 8270;MIX A
ALS Vial : 2 Sample Multiplier: 1

Quant Time: Aug 03 10:01:45 2017
Quant Method : H:\SV2017\CHEM06\METHODS\SPLIT_0724.M
Quant Title : Semivolatiles by GC/MS - EPA Method 625/8270
QLast Update : Wed Aug 02 11:50:42 2017
Response via : Initial Calibration

Compound	R.T.	QIon	Response	Conc	Units		Dev(Min)
Internal Standards							
1) 1,4-Dichlorobenzene-d4	3.148	152	343438	40.000	ng		0.00
23) Naphthalene-d8	4.153	136	1406682	40.000	ng		0.00
41) Acenaphthene-d10	5.657	164	740560	40.000	ng		0.00
65) Phenanthrene-d10	6.926	188	1277039	40.000	ng		0.00
81) Chrysene-d12	9.494	240	1324893	40.000	ng		0.00
88) Perylene-d12	12.067	264	1450166	40.000	ng		0.00
System Monitoring Compounds							
5) % 2-Fluorophenol	2.308	112	329567	30.274	ng		0.00
Spiked Amount 75.000	Range 30 - 130		Recovery =	40.36%			
6) % Phenol-d5	2.919	99	412736	31.417	ng		0.00
Spiked Amount 75.000	Range 30 - 130		Recovery =	41.89%			
21) % Nitrobenzene-d5	3.595	82	355200	31.538	ng		0.00
Spiked Amount 50.000	Range 30 - 130		Recovery =	63.08%			
44) % 2-Fluorobiphenyl	5.075	172	778381	30.250	ng		0.00
Spiked Amount 50.000	Range 30 - 130		Recovery =	60.50%			
66) % 2,4,6-Tribromophenol	6.344	62	52196	29.511	ng		0.00
Spiked Amount 75.000	Range 30 - 130		Recovery =	39.35%			
80) % Terphenyl-d14	8.330	244	956213	31.762	ng		0.00
Spiked Amount 50.000			Recovery =	63.52%			
Target Compounds							Qvalue
3) Pyridine	1.632	79	347444	33.913	ng		97
7) Phenol	2.925	94	451000	34.884	ng	#	53
8) Bis(2-chloroethyl)ether	2.978	93	323030	31.540	ng		95
9) Aniline	2.942	93	462276	29.565	ng	#	41
10) 2-Chlorophenol	3.019	128	357993	30.685	ng		98
11) 1,3-Dichlorobenzene	3.119	146	400109	30.926	ng		99
12) 1,4-Dichlorobenzene	3.160	146	403612	30.941	ng		99
14) 1,2-Dichlorobenzene	3.301	146	383568	31.521	ng		99
15) 2-Methylphenol (o-cresol)	3.365	107	272898	30.112	ng	#	92
16) Bis(2-chloroisopropyl)...	3.377	45	356777	30.227	ng		97
17) N-Nitrosodi-n-propylamine	3.489	70	219679	30.411	ng		99
18) 3&4-Methylphenol (m&p-...	3.477	107	389707	32.023	ng		99
19) Acetophenone	3.471	105	469372	31.656	ng		99
24) Isophorone	3.783	82	599103	30.683	ng		100
25) 2-Nitrophenol	3.859	81	59319	27.749	ng		73
26) 2,4-Dimethylphenol	3.894	107	289350	29.497	ng		99
27) Bis(2-chloroethoxy)met...	3.965	93	362620	30.580	ng		98
28) Benzoic Acid	4.006	105	269027	37.175	ng		97
29) 2,4-Dichlorophenol	4.053	162	290227	32.592	ng		98
30) 1,2,4-Trichlorobenzene	4.117	180	326767	32.332	ng		98
33) Naphthalene	4.170	128	1000477	31.392	ng		100
34) 4-Chloroaniline	4.241	65	109969	31.503	ng		98
37) 4-Chloro-3-methylphenol	4.658	107	264705	29.967	ng		95
38) 2-Methylnaphthalene	4.746	142	717551	31.688	ng		99
39) Hexachlorocyclopentadiene	4.934	237	232640	35.367	ng		99
42) 2,4,6-Trichlorophenol	5.016	196	214386	31.616	ng		99
43) 2,4,5-Trichlorophenol	5.052	196	221018	30.952	ng		97
45) 2-Chloronaphthalene	5.157	162	644912	29.693	ng		98
46) 4-Nitroaniline	5.287	65	168061	28.737	ng		94
48) Dimethylphthalate	5.463	163	703990	29.594	ng		100
49) 2,6-Dinitrotoluene	5.528	165	169350	31.387	ng		96
51) 3-Nitroaniline	5.651	138	157283	29.305	ng		94
52) Acenaphthene	5.680	154	604512	29.752	ng		99
53) 2,4-Dinitrophenol	5.733	184	103139	48.226	ng		96
54) Dibenzofuran	5.815	168	918498	30.489	ng	#	79
55) 2,4-Dinitrotoluene	5.862	165	223935	31.625	ng		94
56) 4-Nitrophenol	5.810	65	120307	29.567	ng		100
58) Diethyl phthalate	6.074	149	677172	29.710	ng		100
59) Fluorene	6.115	166	737552	29.515	ng		99
60) 4-Chlorophenyl phenyl ...	6.115	204	358081	30.277	ng		97

Quantitation Report (QT Reviewed)

Data Path : H:\SV2017\CHEM06\08AUG\02\
Data File : 0802_04.D
Acq On : 2 Aug 2017 6:41 pm
Operator :
Client ID : CCAL 30
Lab ID : 30PPM 8270;MIX A
ALS Vial : 2 Sample Multiplier: 1

Quant Time: Aug 03 10:01:45 2017
Quant Method : H:\SV2017\CHEM06\METHODS\SPLIT_0724.M
Quant Title : Semivolatiles by GC/MS - EPA Method 625/8270
QLast Update : Wed Aug 02 11:50:42 2017
Response via : Initial Calibration

Compound	R.T.	QIon	Response	Conc	Units	Dev(Min)
61) 2-Nitroaniline	6.186	108	61704	23.613	ng	98
62) 4,6-Dinitro-2-methylph...	6.215	198	135763	38.095	ng	97
63) N-Nitrosodiphenylamine	6.233	169	521431	29.624	ng	100
64) Azobenzene	6.250	77	720205	28.439	ng	100
67) 4-Bromophenyl phenyl e...	6.538	248	244772	31.539	ng	97
73) Anthracene	6.985	178	1031893	30.100	ng	100
74) Carbazole	7.138	167	954741	30.521	ng	100
75) Di-n-butylphthalate	7.478	149	1137779	30.028	ng	100
77) Fluoranthene	7.984	202	1153196	30.527	ng	100
79) Pyrene	8.177	202	1156130	30.408	ng	99
82) Benzyl butyl phthalate	8.847	149	503673	30.443	ng	97
86) Di-n-octylphthalate	10.616	149	1172787	30.710	ng	99
87) 3,3'-dichlorobenzidine	9.476	252	332001	26.978	ng	99

(#)out of range (m)manual integration reviewed by analyst (+)signals summed

Quantitation Report (QT Reviewed)

Data Path : H:\SV2017\CHEM06\08AUG\02\
Data File : 0802_04.D
Acq On : 2 Aug 2017 6:41 pm
Operator :
Client ID : CCAL 30
Lab ID : 30PPM 8270;MIX A
ALS Vial : 2 Sample Multiplier: 1

Quant Time: Aug 03 10:01:45 2017
Quant Method : H:\SV2017\CHEM06\METHODS\SPLIT_0724.M
Quant Title : Semivolatiles by GC/MS - EPA Method 625/8270
QLast Update : Wed Aug 02 11:50:42 2017
Response via : Initial Calibration

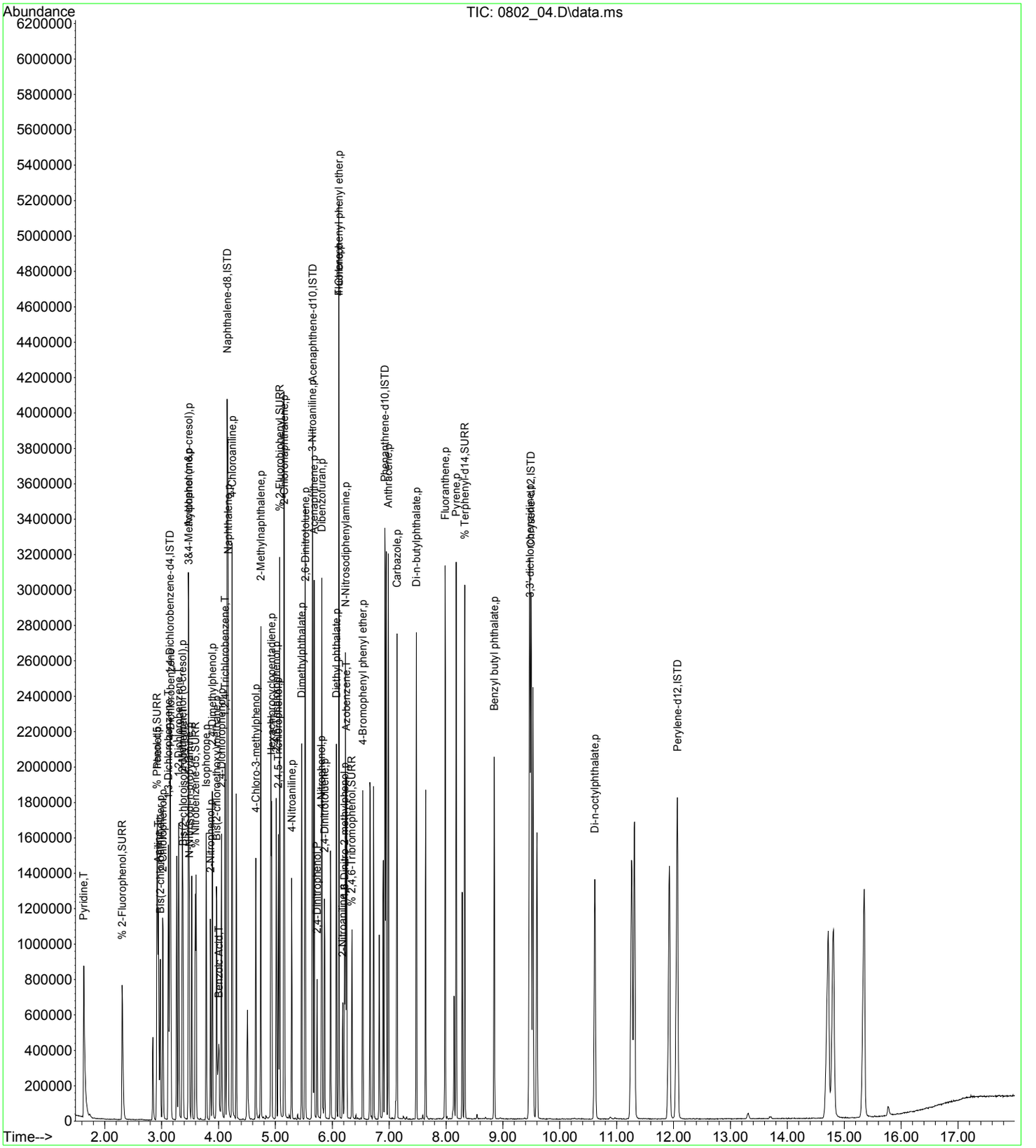

7B
SEMIVOLATILE ENDING CALIBRATION CHECK (FULL SCAN)

Lab Name: Phoenix Environmental Labs Client: NETC

Lab Code: Phoenix Case No.: SAS No.: SDG No.: GBY76292

Instrument: CHEM06 Calibration Date: 08/03/17 Time: 05:20

Lab File Id: 0802_31.D Init. Calib. Date(s): 07/24/17 07/24/17

Heated Purge (Y/N): Y Init. Calib. Times: 08:32 16:40

GC Column: v factor 4 Method File: SPLIT_0724.M

COMPOUND	RRF	RRF30	RRF MIN	%D	% D LIMITS
Pyridine	1.193	1.352	0.010	-13.3	50
Phenol	1.506	1.715	0.010	-13.9	50
Bis(2-chloroethyl)ether	1.193	1.238	0.010	-3.8	50
Aniline	1.821	1.913	0.010	-5.1	50
2-Chlorophenol	1.359	1.395	0.010	-2.6	50
1,3-Dichlorobenzene	1.507	1.551	0.010	-2.9	50
1,4-Dichlorobenzene	1.519	1.531	0.010	-0.8	50
1,2-Dichlorobenzene	1.417	1.479	0.010	-4.4	50
2-Methylphenol (o-cresol)	1.056	1.085	0.010	-2.7	50
Bis(2-chloroisopropyl)ether	1.375	1.376	0.010	-0.1	50
N-Nitrosodi-n-propylamine	0.841	0.846	0.010	-0.6	50
3&4-Methylphenol (m&p-cresol)	1.417	1.496	0.010	-5.6	50
Acetophenone	1.727	1.798	0.010	-4.1	50
Isophorone	0.555	0.585	0.010	-5.4	50
2-Nitrophenol	0.061	0.057	0.010	6.6	50
2,4-Dimethylphenol	0.279	0.275	0.010	1.4	50
Bis(2-chloroethoxy)methane	0.337	0.346	0.010	-2.7	50
Benzoic Acid	0.206	0.243	0.010	-18.0	50
2,4-Dichlorophenol	0.253	0.272	0.010	-7.5	50
1,2,4-Trichlorobenzene	0.287	0.313	0.010	-9.1	50
Naphthalene	0.906	0.938	0.010	-3.5	50
4-Chloroaniline	0.099	0.106	0.010	-7.1	50
4-Chloro-3-methylphenol	0.251	0.265	0.010	-5.6	50
2-Methylnaphthalene	0.644	0.687	0.010	-6.7	50
Hexachlorocyclopentadiene	0.187	0.185	0.010	1.1	50
2,4,6-Trichlorophenol	0.366	0.376	0.010	-2.7	50
2,4,5-Trichlorophenol	0.386	0.410	0.010	-6.2	50
2-Chloronaphthalene	1.173	1.172	0.010	0.1	50
4-Nitroaniline	0.316	0.315	0.010	0.3	50
Dimethylphthalate	1.285	1.287	0.010	-0.2	50
2,6-Dinitrotoluene	0.291	0.306	0.010	-5.2	50
3-Nitroaniline	0.290	0.287	0.010	1.0	50
Acenaphthene	1.097	1.115	0.010	-1.6	50
2,4-Dinitrophenol	0.116	0.150	0.010	-29.3	50
Dibenzofuran	1.627	1.629	0.010	-0.1	50
2,4-Dinitrotoluene	0.382	0.402	0.010	-5.2	50

(*) Recommended RRF not met. (#) Maximum %D not met.

FORM VII SV

7B
SEMIVOLATILE ENDING CALIBRATION CHECK (FULL SCAN)

Lab Name: Phoenix Environmental Labs Client: NETC

Lab Code: Phoenix Case No.: SAS No.: SDG No.: GBY76292

Instrument: CHEM06 Calibration Date: 08/03/17 Time: 05:20

Lab File Id: 0802_31.D Init. Calib. Date(s): 07/24/17 07/24/17

Heated Purge (Y/N): Y Init. Calib. Times: 08:32 16:40

GC Column: v factor 4 Method File: SPLIT_0724.M

COMPOUND	RRF	RRF30	RRF MIN	%D	% D LIMITS
4-Nitrophenol	0.220	0.215	0.010	2.3	50
Diethyl phthalate	1.231	1.230	0.010	0.1	50
Fluorene	1.350	1.368	0.010	-1.3	50
4-Chlorophenyl phenyl ether	0.639	0.650	0.010	-1.7	50
2-Nitroaniline	0.141	0.121	0.010	14.2	50
4,6-Dinitro-2-methylphenol	0.192	0.220	0.010	-14.6	50
N-Nitrosodiphenylamine	0.951	0.965	0.010	-1.5	50
Azobenzene	1.368	1.335	0.010	2.4	50
4-Bromophenyl phenyl ether	0.243	0.255	0.010	-4.9	50
Anthracene	1.074	1.063	0.010	1.0	50
Carbazole	0.980	0.987	0.010	-0.7	50
Di-n-butylphthalate	1.187	1.166	0.010	1.8	50
Fluoranthene	1.183	1.195	0.010	-1.0	50
Benzidine	0.903	N/A	0.010		
Pyrene	1.191	1.205	0.010	-1.2	50
Benzyl butyl phthalate	0.500	0.490	0.010	2.0	50
Di-n-octylphthalate	1.153	1.142	0.010	1.0	50
3,3'-dichlorobenzidine	0.372	0.360	0.010	3.2	50
% 2-Fluorophenol	1.268	1.281	0.010	-1.0	50
% Phenol-d5	1.530	1.578	0.010	-3.1	50
% Nitrobenzene-d5	1.312	1.350	0.010	-2.9	50
% 2-Fluorobiphenyl	1.390	1.419	0.010	-2.1	50
% 2,4,6-Tribromophenol	0.055	0.054	0.010	1.8	50
% Terphenyl-d14	0.943	0.963	0.010	-2.1	50

(*) Recommended RRF not met. (#) Maximum %D not met.

FORM VII SV

Evaluate Continuing Calibration Report

Data Path : H:\SV2017\CHEM06\08AUG\02\
Data File : 0802_31.D
Acq On : 3 Aug 2017 5:20 am
Operator :
Client ID : CCAL 30
Lab ID : 30PPM 8270;MIX A
ALS Vial : 29 Sample Multiplier: 1

Quant Time: Aug 03 10:03:55 2017
Quant Method : H:\SV2017\CHEM06\METHODS\SPLIT_0724.M
Quant Title : Semivolatiles by GC/MS - EPA Method 625/8270
QLast Update : Wed Aug 02 11:50:42 2017
Response via : Initial Calibration

Note: Curves (l,lf,q,qf) display calculated concentration.
Min. RRF : 0.050 Min. Rel. Area : 50% Max. R.T. Dev 0.50min
Max. RRF Dev : 20% Max. Rel. Area : 200%

		Compound	AvgRF	CCRF	%Dev	Area%	
1	ISTD	1,4-Dichlorobenzene-d4	1.000	1.000	0.0	167	
3	T	Pyridine	1.193	1.352	-13.3		
5	SURR	% 2-Fluorophenol	1.268	1.281	-1.0		
6	SURR	% Phenol-d5	1.530	1.578	-3.1		
7	p	Phenol	1.506	1.715	-13.9		
8	p	Bis(2-chloroethyl)ether	1.193	1.238	-3.8		
9	T	Aniline	1.821	1.913	-5.1		
10	p	2-Chlorophenol	1.359	1.395	-2.6		
11	T	1,3-Dichlorobenzene	1.507	1.551	-2.9		
12		1,4-Dichlorobenzene	1.519	1.531	-0.8		
14	T	1,2-Dichlorobenzene	1.417	1.479	-4.4		
15	p	2-Methylphenol (o-cresol)	1.056	1.085	-2.7		
16	T	Bis(2-chloroisopropyl)ether	1.375	1.376	-0.1		
17	p	N-Nitrosodi-n-propylamine	0.841	0.846	-0.6		
18	p	3&4-Methylphenol (m&p-creso	1.417	1.496	-5.6		
19	p	Acetophenone	1.727	1.798	-4.1		
21	SURR	% Nitrobenzene-d5	1.312	1.350	-2.9		
23	ISTD	Naphthalene-d8	1.000	1.000	0.0	166	
24	p	Isophorone	0.555	0.585	-5.4		
25	p	2-Nitrophenol	0.061	0.057#	6.6		
26	p	2,4-Dimethylphenol	0.279	0.275	1.4		
27	p	Bis(2-chloroethoxy)methane	0.337	0.346	-2.7		
28	T	Benzoic Acid	0.206	0.243	-18.0		
29	p	2,4-Dichlorophenol	0.253	0.272	-7.5		
30	T	1,2,4-Trichlorobenzene	0.287	0.313	-9.1		
33	p	Naphthalene	0.906	0.938	-3.5		
34	p	4-Chloroaniline	0.099	0.106	-7.1		
37	p	4-Chloro-3-methylphenol	0.251	0.265	-5.6		
38	p	2-Methylnaphthalene	0.644	0.687	-6.7		
39	p	Hexachlorocyclopentadiene	0.187	0.185	1.1		
41	ISTD	Acenaphthene-d10	1.000	1.000	0.0	168	
42	p	2,4,6-Trichlorophenol	0.366	0.376	-2.7		
43	p	2,4,5-Trichlorophenol	0.386	0.410	-6.2		
44	SURR	% 2-Fluorobiphenyl	1.390	1.419	-2.1		
45	p	2-Chloronaphthalene	1.173	1.172	0.1		
46	p	4-Nitroaniline	0.316	0.315	0.3		
48	p	Dimethylphthalate	1.285	1.287	-0.2		
49	p	2,6-Dinitrotoluene	0.291	0.306	-5.2		
51	p	3-Nitroaniline	0.290	0.287	1.0		
52	p	Acenaphthene	1.097	1.115	-1.6		
53	P	2,4-Dinitrophenol	0.116	0.150	-29.3#		
54	p	Dibenzofuran	1.627	1.629	-0.1		
55	p	2,4-Dinitrotoluene	0.382	0.402	-5.2		
56	p	4-Nitrophenol	0.220	0.215	2.3		
58	p	Diethyl phthalate	1.231	1.230	0.1		
59	p	Fluorene	1.350	1.368	-1.3		
60	p	4-Chlorophenyl phenyl ether	0.639	0.650	-1.7		
61	p	2-Nitroaniline	0.141	0.121	14.2		
62	p	4,6-Dinitro-2-methylphenol	0.192	0.220	-14.6		
63	p	N-Nitrosodiphenylamine	0.951	0.965	-1.5		
64	T	Azobenzene	1.368	1.335	2.4		
65	ISTD	Phenanthrene-d10	1.000	1.000	0.0	161	
66	SURR	% 2,4,6-Tribromophenol	0.055	0.054	1.8		
67	p	4-Bromophenyl phenyl ether	0.243	0.255	-4.9		
73	p	Anthracene	1.074	1.063	1.0		
74	p	Carbazole	0.980	0.987	-0.7		

Evaluate Continuing Calibration Report

Data Path : H:\SV2017\CHEM06\08AUG\02\
Data File : 0802_31.D
Acq On : 3 Aug 2017 5:20 am
Operator :
Client ID : CCAL 30
Lab ID : 30PPM 8270;MIX A
ALS Vial : 29 Sample Multiplier: 1

Quant Time: Aug 03 10:03:55 2017
Quant Method : H:\SV2017\CHEM06\METHODS\SPLIT_0724.M
Quant Title : Semivolatiles by GC/MS - EPA Method 625/8270
QLast Update : Wed Aug 02 11:50:42 2017
Response via : Initial Calibration

Note: Curves (l,lf,q,qf) display calculated concentration.
Min. RRF : 0.050 Min. Rel. Area : 50% Max. R.T. Dev 0.50min
Max. RRF Dev : 20% Max. Rel. Area : 200%

		Compound	AvgRF	CCRF	%Dev	Area%	
75	p	Di-n-butylphthalate	1.187	1.166	1.8		
77	p	Fluoranthene	1.183	1.195	-1.0		
78	p	Benzidine	0.903	0.000#	100.0#		
79	p	Pyrene	1.191	1.205	-1.2		
80	SURR	% Terphenyl-d14	0.943	0.963	-2.1		
81	ISTD	Chrysene-d12	1.000	1.000	0.0		162
82	p	Benzyl butyl phthalate	0.500	0.490	2.0		
86	p	Di-n-octylphthalate	1.153	1.142	1.0		
87	p	3,3'-dichlorobenzidine	0.372	0.360	3.2		
88	ISTD	Perylene-d12	1.000	1.000	0.0		160

(#)=Out of Range l=linear, lf=liner(0,0), q=quadratic, qf=quadratic(0,0)
Laboratory Warning Limits Out = 0

Quantitation Report (QT Reviewed)

Data Path : H:\SV2017\CHEM06\08AUG\02\
Data File : 0802_31.D
Acq On : 3 Aug 2017 5:20 am
Operator :
Client ID : CCAL 30
Lab ID : 30PPM 8270;MIX A
ALS Vial : 29 Sample Multiplier: 1

Quant Time: Aug 03 10:03:55 2017
Quant Method : H:\SV2017\CHEM06\METHODS\SPLIT_0724.M
Quant Title : Semivolatiles by GC/MS - EPA Method 625/8270
QLast Update : Wed Aug 02 11:50:42 2017
Response via : Initial Calibration

Compound	R.T.	QIon	Response	Conc	Units		Dev(Min)
Internal Standards							
1) 1,4-Dichlorobenzene-d4	3.142	152	333922	40.000	ng		0.00
23) Naphthalene-d8	4.152	136	1345389	40.000	ng		0.00
41) Acenaphthene-d10	5.651	164	706561	40.000	ng		0.00
65) Phenanthrene-d10	6.926	188	1237437	40.000	ng		0.00
81) Chrysene-d12	9.488	240	1294039	40.000	ng		0.00
88) Perylene-d12	12.043	264	1414156	40.000	ng		-0.02
System Monitoring Compounds							
5) % 2-Fluorophenol	2.308	112	320716	30.301	ng		0.00
Spiked Amount 75.000	Range 30 - 130		Recovery =	40.40%			
6) % Phenol-d5	2.913	99	395310	30.948	ng		0.00
Spiked Amount 75.000	Range 30 - 130		Recovery =	41.27%			
21) % Nitrobenzene-d5	3.594	82	337986	30.864	ng		0.00
Spiked Amount 50.000	Range 30 - 130		Recovery =	61.72%			
44) % 2-Fluorobiphenyl	5.075	172	752055	30.634	ng		0.00
Spiked Amount 50.000	Range 30 - 130		Recovery =	61.26%			
66) % 2,4,6-Tribromophenol	6.344	62	50556	29.498	ng		0.00
Spiked Amount 75.000	Range 30 - 130		Recovery =	39.33%			
80) % Terphenyl-d14	8.324	244	893924	30.643	ng		0.00
Spiked Amount 50.000			Recovery =	61.28%			
Target Compounds							Qvalue
3) Pyridine	1.632	79	338509	33.982	ng		98
7) Phenol	2.925	94	429590	34.175	ng	#	81
8) Bis(2-chloroethyl)ether	2.971	93	310024	31.133	ng		97
9) Aniline	2.942	93	479136	31.517	ng		98
10) 2-Chlorophenol	3.019	128	349263	30.790	ng		98
11) 1,3-Dichlorobenzene	3.118	146	388348	30.872	ng		99
12) 1,4-Dichlorobenzene	3.160	146	383442	30.232	ng		100
14) 1,2-Dichlorobenzene	3.301	146	370525	31.317	ng		99
15) 2-Methylphenol (o-cresol)	3.359	107	271704	30.834	ng	#	89
16) Bis(2-chloroisopropyl)...	3.377	45	344527	30.021	ng		98
17) N-Nitrosodi-n-propylamine	3.483	70	211967	30.180	ng		98
18) 3&4-Methylphenol (m&p-...	3.471	107	374653	31.663	ng		99
19) Acetophenone	3.471	105	450262	31.232	ng		99
24) Isophorone	3.782	82	590229	31.605	ng		100
25) 2-Nitrophenol	3.859	81	57227	27.990	ng		74
26) 2,4-Dimethylphenol	3.894	107	277209	29.547	ng		98
27) Bis(2-chloroethoxy)met...	3.964	93	349406	30.808	ng		100
28) Benzoic Acid	4.000	105	244846	35.375	ng		96
29) 2,4-Dichlorophenol	4.053	162	274140	32.188	ng		99
30) 1,2,4-Trichlorobenzene	4.117	180	315808	32.671	ng		99
33) Naphthalene	4.164	128	946814	31.062	ng		100
34) 4-Chloroaniline	4.235	65	106645	31.943	ng		97
37) 4-Chloro-3-methylphenol	4.652	107	267667	31.683	ng		98
38) 2-Methylnaphthalene	4.740	142	693033	32.000	ng		98
39) Hexachlorocyclopentadiene	4.934	237	186343	29.619	ng		99
42) 2,4,6-Trichlorophenol	5.016	196	199292	30.804	ng		99
43) 2,4,5-Trichlorophenol	5.051	196	217504	31.925	ng		98
45) 2-Chloronaphthalene	5.157	162	621038	29.970	ng		98
46) 4-Nitroaniline	5.286	65	166896	29.911	ng		99
48) Dimethylphthalate	5.463	163	681779	30.039	ng		99
49) 2,6-Dinitrotoluene	5.527	165	162390	31.545	ng		97
51) 3-Nitroaniline	5.645	138	152103	29.704	ng		96
52) Acenaphthene	5.680	154	590905	30.481	ng		99
53) 2,4-Dinitrophenol	5.733	184	79391	38.908	ng		99
54) Dibenzofuran	5.815	168	863123	30.030	ng	#	78
55) 2,4-Dinitrotoluene	5.862	165	213109	31.544	ng		98
56) 4-Nitrophenol	5.809	65	113823	29.320	ng		100
58) Diethyl phthalate	6.068	149	651701	29.969	ng		100
59) Fluorene	6.115	166	725166	30.416	ng		100
60) 4-Chlorophenyl phenyl ...	6.115	204	344190	30.502	ng		99

Quantitation Report (QT Reviewed)

Data Path : H:\SV2017\CHEM06\08AUG\02\
Data File : 0802_31.D
Acq On : 3 Aug 2017 5:20 am
Operator :
Client ID : CCAL 30
Lab ID : 30PPM 8270;MIX A
ALS Vial : 29 Sample Multiplier: 1

Quant Time: Aug 03 10:03:55 2017
Quant Method : H:\SV2017\CHEM06\METHODS\SPLIT_0724.M
Quant Title : Semivolatiles by GC/MS - EPA Method 625/8270
QLast Update : Wed Aug 02 11:50:42 2017
Response via : Initial Calibration

Compound	R.T.	QIon	Response	Conc	Units	Dev(Min)
61) 2-Nitroaniline	6.180	108	63927	25.641	ng	92
62) 4,6-Dinitro-2-methylph...	6.215	198	116570	34.283	ng	96
63) N-Nitrosodiphenylamine	6.227	169	511393	30.452	ng	99
64) Azobenzene	6.250	77	707627	29.287	ng	99
67) 4-Bromophenyl phenyl e...	6.532	248	236288	31.420	ng	98
73) Anthracene	6.985	178	986156	29.686	ng	100
74) Carbazole	7.131	167	916219	30.227	ng	100
75) Di-n-butylphthalate	7.472	149	1082242	29.476	ng	99
77) Fluoranthene	7.977	202	1108782	30.291	ng	99
79) Pyrene	8.177	202	1117885	30.343	ng	99
82) Benzyl butyl phthalate	8.841	149	475762	29.441	ng	98
86) Di-n-octylphthalate	10.604	149	1107985	29.705	ng	99
87) 3,3'-dichlorobenzidine	9.464	252	349258	29.057	ng	99

(#)out of range (m)manual integration reviewed by analyst (+)signals summed

Quantitation Report (QT Reviewed)

Data Path : H:\SV2017\CHEM06\08AUG\02\
Data File : 0802_31.D
Acq On : 3 Aug 2017 5:20 am
Operator :
Client ID : CCAL 30
Lab ID : 30PPM 8270;MIX A
ALS Vial : 29 Sample Multiplier: 1

Quant Time: Aug 03 10:03:55 2017
Quant Method : H:\SV2017\CHEM06\METHODS\SPLIT_0724.M
Quant Title : Semivolatiles by GC/MS - EPA Method 625/8270
QLast Update : Wed Aug 02 11:50:42 2017
Response via : Initial Calibration

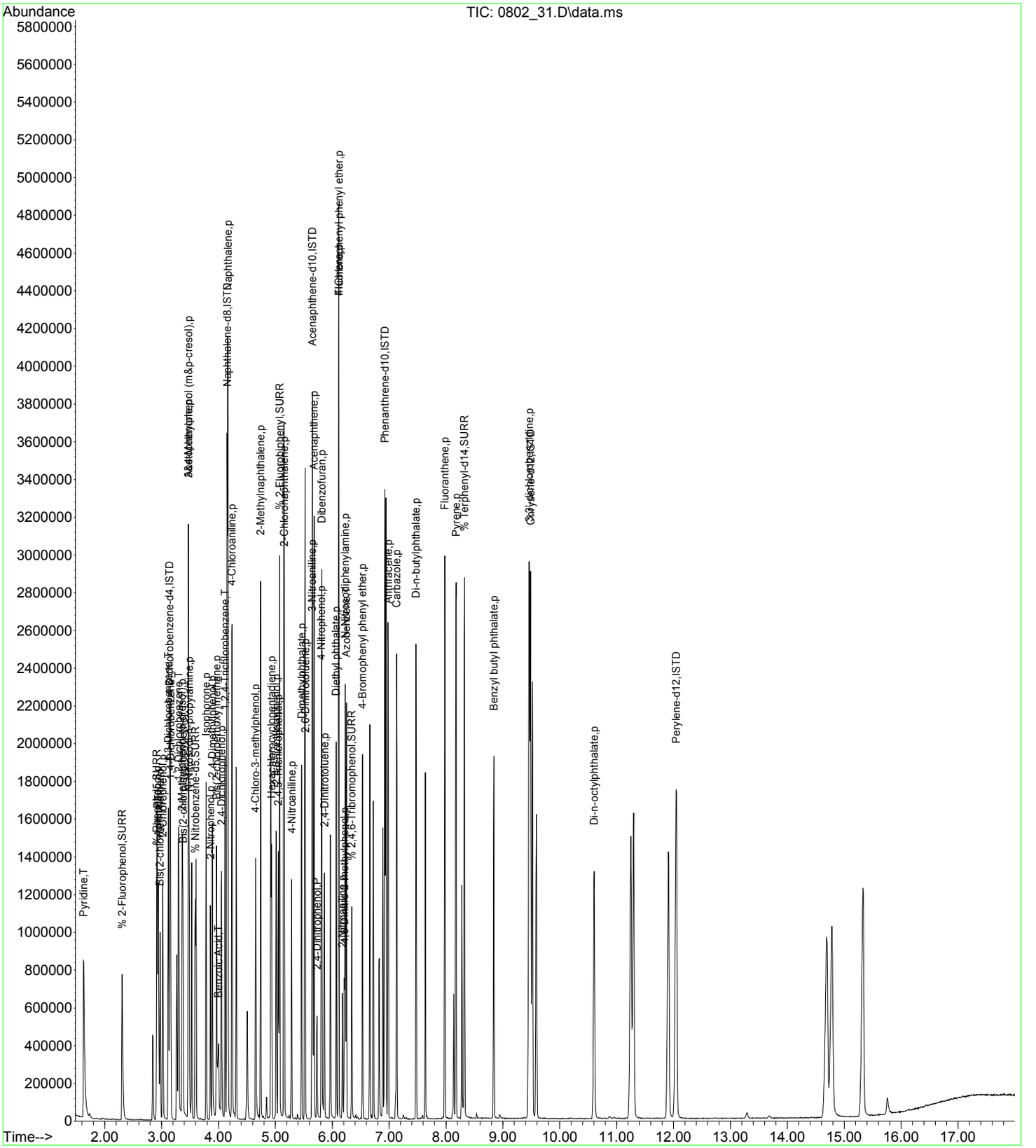

7B
SEMIVOLATILE CONTINUING CALIBRATION CHECK (SIM SCAN)

Lab Name: Phoenix Environmental Labs Client: NETC

Lab Code: Phoenix Case No.: SAS No.: SDG No.: GBY76292

Instrument: CHEM07 Calibration Date: 08/02/17 Time: 08:27

Lab File Id: 0802_02.D Init. Calib. Date(s): 07/25/17 07/25/17

Heated Purge (Y/N): Y Init. Calib. Times: 12:34 15:52

GC Column: v factor 4 Method File: SIM_0725.M

COMPOUND		RRF	RRF2.5	RRF MIN	%D	% D LIMITS
1,4-Dichlorobenzene-d4	(IS Areas & Pct)	589751	467138	n.a.	79.2	50-200
Naphthalene-d8	(IS Areas & Pct)	1507940	1176389	n.a.	78.0	50-200
Acenaphthene-d10	(IS Areas & Pct)	760072	564168	n.a.	74.2	50-200
Phenanthrene-d10	(IS Areas & Pct)	1236321	840978	n.a.	68.0	50-200
Chrysene-d12	(IS Areas & Pct)	1011944	647611	n.a.	64.0	50-200
Perylene-d12	(IS Areas & Pct)	1064055	689167	n.a.	64.8	50-200
N-nitrosodimethylamine		0.452	0.439	0.010	2.9	20 (40)
Hexachloroethane		0.343	0.316	0.300	7.9	20 (40)
Nitrobenzene		0.333	0.325	0.200	2.4	20 (40)
Hexachlorobutadiene		0.165	0.132	0.010	20.0	20 (40)
1,2,4,5-Tetrachlorobenzene		0.256	0.220	0.010	14.1	20 (40)
Acenaphthylene		1.911	1.946	0.900	-1.8	20 (40)
Hexachlorobenzene		0.238	0.191	0.100	19.7	20 (40)
Pentachlorophenol		0.126	0.109	0.050	13.5	20 (40)
Pentachloronitrobenzene		0.075	0.068	0.010	9.3	20 (40)
Phenanthrene		1.307	1.135	0.700	13.2	20 (40)
Bis(2-ethylhexyl)phthalate		1.040	1.187	0.010	-14.1	20 (40)
Benz(a)anthracene		1.298	1.172	0.800	9.7	20 (40)
Chrysene		1.264	1.121	0.700	11.3	20 (40)
Benzo(b)fluoranthene		1.265	1.159	0.700	8.4	20 (40)
Benzo(k)fluoranthene		1.189	1.108	0.700	6.8	20 (40)
Benzo(a)pyrene		1.081	1.060	0.700	1.9	20 (40)
Indeno(1,2,3-cd)pyrene		1.202	1.302	0.500	-8.3	20 (40)
Dibenz(a,h)anthracene		1.010	1.075	0.400	-6.4	20 (40)
Benzo(ghi)perylene		1.048	1.162	0.500	-10.9	20 (40)
% 2-Fluorophenol		0.637	0.608	0.010	4.6	20 (40)
% Phenol-d5		0.823	0.766	0.010	6.9	20 (40)
% Nitrobenzene-d5		0.806	0.763	0.010	5.3	20 (40)
% 2-Fluorobiphenyl		1.427	1.327	0.010	7.0	20 (40)
% 2,4,6-Tribromophenol		0.089	0.071	0.010	20.2 +	20 (40)
% Terphenyl-d14		0.681	0.658	0.010	3.4	20 (40)

(*) Recommended RRF not met (+) %D exceeds criteria % (#) %D exceeds (maximum) criteria
%D: 10% of target compounds are allowed to be above criteria %, but must be less than the (maximum) %D

FORM VII SV

Evaluate Continuing Calibration Report

Data Path : H:\SV2017\CHEM07\08AUG\02\
Data File : 0802_02.D
Acq On : 2 Aug 2017 8:27 am
Operator :
Client ID : CCAL 2.5
Lab ID : 2.5PPM 8270;16O
ALS Vial : 2 Sample Multiplier: 1

Quant Time: Aug 02 08:50:43 2017
Quant Method : H:\SV2017\CHEM07\METHODS\SIM_0725.M
Quant Title : Semivolatiles by GC/MS - EPA Method 625/8270
QLast Update : Tue Aug 01 09:46:08 2017
Response via : Initial Calibration

Note: Curves (l,lf,q,qf) display calculated concentration.
Min. RRF : 0.000 Min. Rel. Area : 50% Max. R.T. Dev 0.50min
Max. RRF Dev : 20% Max. Rel. Area : 200%

		Compound	AvgRF	CCRF	%Dev	Area%
1	ISTD	1,4-Dichlorobenzene-d4	1.000	1.000	0.0	79
2	t	N-nitrosodimethylamine	0.452	0.439	2.9	
4	SURR	% 2-Fluorophenol	0.637	0.608	4.6	
5	SURR	% Phenol-d5	0.823	0.766	6.9	
10	t	Hexachloroethane	0.343	0.316	7.9	
11	SURR	% Nitrobenzene-d5	0.806	0.763	5.3	
12	ISTD	Naphthalene-d8	1.000	1.000	0.0	78
13		Nitrobenzene	0.333	0.325	2.4	
18	t	Hexachlorobutadiene	0.165	0.132	20.0	
22	t	1,2,4,5-Tetrachlorobenzene	0.256	0.220	14.1	
23	ISTD	Acenaphthene-d10	1.000	1.000	0.0	74
26	SURR	% 2-Fluorobiphenyl	1.427	1.327	7.0	
28	t	Acenaphthylene	1.911	1.946	-1.8	
36	ISTD	Phenanthrene-d10	1.000	1.000	0.0	68
37	surr	% 2,4,6-Tribromophenol	0.089	0.071	20.2#	
38	t	Hexachlorobenzene	0.238	0.191	19.7	
40	t	Pentachlorophenol	0.126	0.109	13.5	
41	t	Pentachloronitrobenzene	0.075	0.068	9.3	
42	t	Phenanthrene	1.307	1.135	13.2	
47	Surr	% Terphenyl-d14	0.681	0.658	3.4	
48	ISTD	Chrysene-d12	1.000	1.000	0.0	64
49	t	Bis(2-ethylhexyl)phthalate	1.040	1.187	-14.1	
50	t	Benz(a)anthracene	1.298	1.172	9.7	
51	t	Chrysene	1.264	1.121	11.3	
52	ISTD	Perylene-d12	1.000	1.000	0.0	65
53	t	Benzo(b)fluoranthene	1.265	1.159	8.4	
54	t	Benzo(k)fluoranthene	1.189	1.108	6.8	
55	t	Benzo(a)pyrene	1.081	1.060	1.9	
56	t	Indeno(1,2,3-cd)pyrene	1.202	1.302	-8.3	
57	t	Dibenz(a,h)anthracene	1.010	1.075	-6.4	
58	t	Benzo(ghi)perylene	1.048	1.162	-10.9	

(#)=Out of Range l=linear, lf=liner(0,0), q=quadratic, qf=quadratic(0,0)
Laboratory Warning Limits Out = 0

Quantitation Report (QT Reviewed)

Data Path : H:\SV2017\CHEM07\08AUG\02\
Data File : 0802_02.D
Acq On : 2 Aug 2017 8:27 am
Operator :
Client ID : CCAL 2.5
Lab ID : 2.5PPM 8270;16O
ALS Vial : 2 Sample Multiplier: 1

Quant Time: Aug 02 08:50:43 2017
Quant Method : H:\SV2017\CHEM07\METHODS\SIM_0725.M
Quant Title : Semivolatiles by GC/MS - EPA Method 625/8270
QLast Update : Tue Aug 01 09:46:08 2017
Response via : Initial Calibration

Compound	R.T.	QIon	Response	Conc	Units	Dev(Min)
Internal Standards						
1) 1,4-Dichlorobenzene-d4	6.372	150	467138	4.000	ng	0.00
12) Naphthalene-d8	8.445	136	1176389	4.000	ng	0.00
23) Acenaphthene-d10	11.368	164	564168	4.000	ng	0.00
36) Phenanthrene-d10	13.743	188	840978	4.000	ng	0.00
48) Chrysene-d12	18.030	240	647611	4.000	ng	0.00
52) Perylene-d12	20.038	264	689167	4.000	ng	0.00
System Monitoring Compounds						
4) % 2-Fluorophenol	4.659	112	177443	2.384	ng	0.02
Spiked Amount 7.500			Recovery =	31.73%		
5) % Phenol-d5	5.888	99	223611	2.328	ng	0.00
Spiked Amount 7.500			Recovery =	31.07%		
11) % Nitrobenzene-d5	7.303	82	222758	2.368	ng	0.00
Spiked Amount 5.000			Recovery =	47.40%		
26) % 2-Fluorobiphenyl	10.274	172	468012	2.326	ng	0.00
Spiked Amount 5.000			Recovery =	46.60%		
37) % 2,4,6-Tribromophenol	12.666	330	37412m	2.004	ng	0.00
Spiked Amount 7.500			Recovery =	26.67%		
47) % Terphenyl-d14	16.356	244	345856	2.416	ng	0.00
Spiked Amount 5.000			Recovery =	48.40%		
Target Compounds						Qvalue
2) N-nitrosodimethylamine	3.369	42	128213m	2.428	ng	
10) Hexachloroethane	7.173	117	92248	2.303	ng	97
13) Nitrobenzene	7.336	77	238799	2.442	ng	97
18) Hexachlorobutadiene	8.793	225	97229m	2.002	ng	
22) 1,2,4,5-Tetrachloroben...	9.974	216	161877	2.147	ng	99
28) Acenaphthylene	11.110	152	686296	2.547	ng	99
38) Hexachlorobenzene	13.260	284	100547	2.013	ng	100
40) Pentachlorophenol	13.561	266	57366m	2.171	ng	
41) Pentachloronitrobenzene	13.685	214	35783	2.269	ng	99
42) Phenanthrene	13.780	178	596430	2.170	ng	99
49) Bis(2-ethylhexyl)phtha...	18.178	149	480576	2.853	ng	98
50) Benz(a)anthracene	18.004	228	474356	2.257	ng	100
51) Chrysene	18.073	228	453932	2.218	ng	100
53) Benzo(b)fluoranthene	19.597	252	499301	2.290	ng	97
54) Benzo(k)fluoranthene	19.623	252	477159	2.329	ng	97
55) Benzo(a)pyrene	19.969	252	456364	2.451	ng	100
56) Indeno(1,2,3-cd)pyrene	21.326	276	560772	2.707	ng	100
57) Dibenz(a,h)anthracene	21.335	278	463116	2.661	ng	100
58) Benzo(ghi)perylene	21.674	276	500406	2.770	ng	100

(#)out of range (m)manual integration reviewed by analyst (+)signals summed

Quantitation Report (QT Reviewed)

Data Path : H:\SV2017\CHEM07\08AUG\02\
Data File : 0802_02.D
Acq On : 2 Aug 2017 8:27 am
Operator :
Client ID : CCAL 2.5
Lab ID : 2.5PPM 8270;160
ALS Vial : 2 Sample Multiplier: 1

Quant Time: Aug 02 08:50:43 2017
Quant Method : H:\SV2017\CHEM07\METHODS\SIM_0725.M
Quant Title : Semivolatiles by GC/MS - EPA Method 625/8270
QLast Update : Tue Aug 01 09:46:08 2017
Response via : Initial Calibration

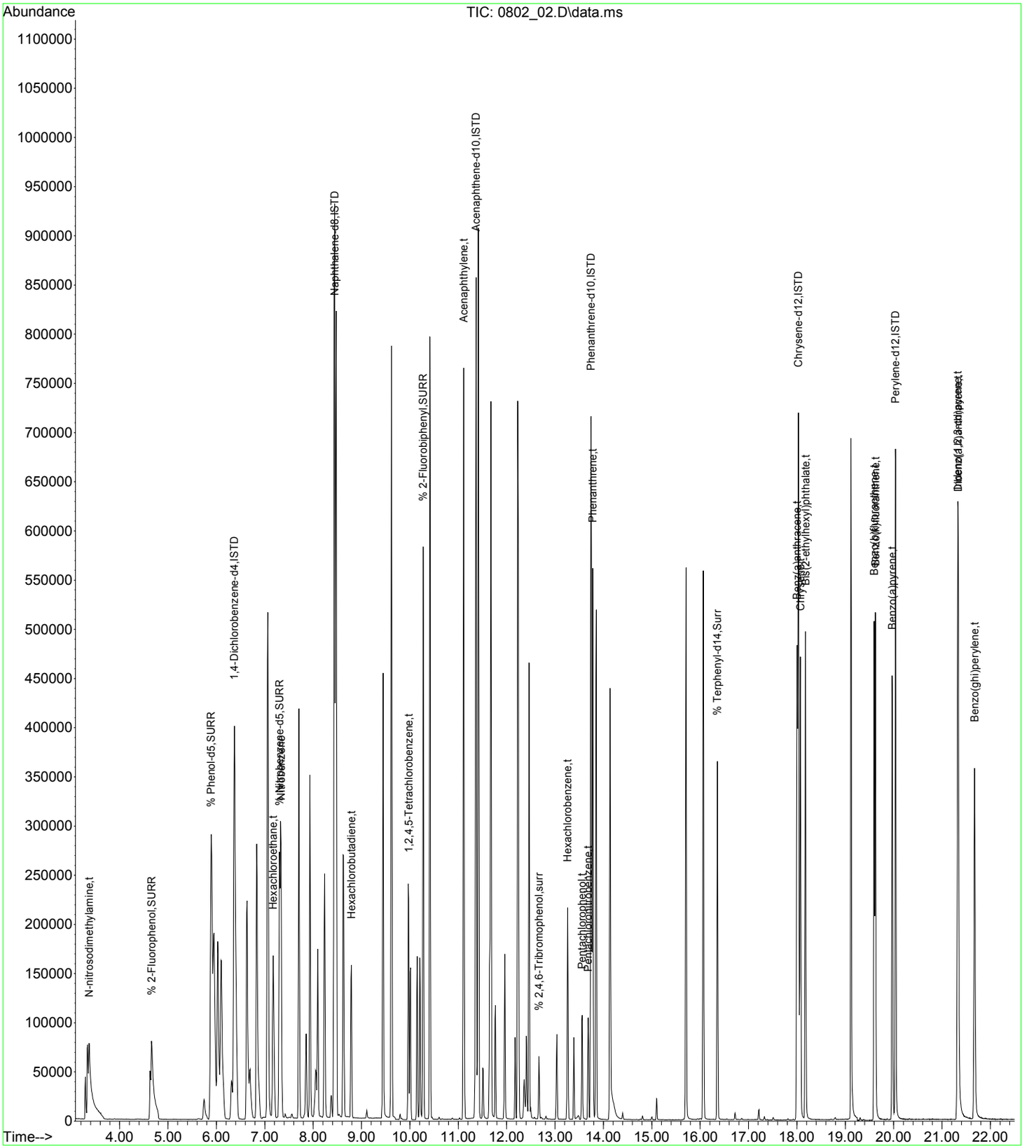

7B
SEMIVOLATILE ENDING CALIBRATION CHECK (SIM SCAN)

Lab Name: Phoenix Environmental Labs Client: NETC

Lab Code: Phoenix Case No.: SAS No.: SDG No.: GBY76292

Instrument: CHEM07 Calibration Date: 08/02/17 Time: 21:15

Lab File Id: 0802_28.D Init. Calib. Date(s): 07/25/17 07/25/17

Heated Purge (Y/N): Y Init. Calib. Times: 12:34 15:52

GC Column: v factor 4 Method File: SIM_0725.M

COMPOUND	RRF	RRF2.5	RRF MIN	%D	% D LIMITS
N-nitrosodimethylamine	0.452	0.462	0.010	-2.2	50
Hexachloroethane	0.343	0.292	0.010	14.9	50
Nitrobenzene	0.333	0.308	0.010	7.5	50
Hexachlorobutadiene	0.165	0.122	0.010	26.1	50
1,2,4,5-Tetrachlorobenzene	0.256	0.187	0.010	27.0	50
Acenaphthylene	1.911	2.044	0.010	-7.0	50
Hexachlorobenzene	0.238	0.166	0.010	30.3	50
Pentachlorophenol	0.126	0.085	0.010	32.5	50
Pentachloronitrobenzene	0.075	0.060	0.010	20.0	50
Phenanthrene	1.307	1.089	0.010	16.7	50
Bis(2-ethylhexyl)phthalate	1.040	1.232	0.010	-18.5	50
Benz(a)anthracene	1.298	1.211	0.010	6.7	50
Chrysene	1.264	1.118	0.010	11.6	50
Benzo(b)fluoranthene	1.265	1.036	0.010	18.1	50
Benzo(k)fluoranthene	1.189	1.222	0.010	-2.8	50
Benzo(a)pyrene	1.081	1.050	0.010	2.9	50
Indeno(1,2,3-cd)pyrene	1.202	1.132	0.010	5.8	50
Dibenz(a,h)anthracene	1.010	0.956	0.010	5.3	50
Benzo(ghi)perylene	1.048	0.921	0.010	12.1	50
% 2-Fluorophenol	0.637	0.638	0.010	-0.2	50
% Phenol-d5	0.823	0.779	0.010	5.3	50
% Nitrobenzene-d5	0.806	0.780	0.010	3.2	50
% 2-Fluorobiphenyl	1.427	1.268	0.010	11.1	50
% 2,4,6-Tribromophenol	0.089	0.069	0.010	22.5	50
% Terphenyl-d14	0.681	0.736	0.010	-8.1	50

(*) Recommended RRF not met. (#) Maximum %D not met.

FORM VII SV

Evaluate Continuing Calibration Report

Data Path : H:\SV2017\CHEM07\08AUG\02\
Data File : 0802_28.D
Acq On : 2 Aug 2017 9:15 pm
Operator :
Client ID : CCAL 2.5
Lab ID : 2.5PPM 8270;16O
ALS Vial : 24 Sample Multiplier: 1

Quant Time: Aug 03 09:42:09 2017
Quant Method : H:\SV2017\CHEM07\METHODS\SIM_0725.M
Quant Title : Semivolatiles by GC/MS - EPA Method 625/8270
QLast Update : Tue Aug 01 09:46:08 2017
Response via : Initial Calibration

Note: Curves (l,lf,q,qf) display calculated concentration.
Min. RRF : 0.000 Min. Rel. Area : 50% Max. R.T. Dev 0.50min
Max. RRF Dev : 20% Max. Rel. Area : 200%

		Compound	AvgRF	CCRF	%Dev	Area%
1	ISTD	1,4-Dichlorobenzene-d4	1.000	1.000	0.0	132
2	t	N-nitrosodimethylamine	0.452	0.462	-2.2	
4	SURR	% 2-Fluorophenol	0.637	0.638	-0.2	
5	SURR	% Phenol-d5	0.823	0.779	5.3	
10	t	Hexachloroethane	0.343	0.292	14.9	
11	SURR	% Nitrobenzene-d5	0.806	0.780	3.2	
12	ISTD	Naphthalene-d8	1.000	1.000	0.0	132
13		Nitrobenzene	0.333	0.308	7.5	
18	t	Hexachlorobutadiene	0.165	0.122	26.1#	
22	t	1,2,4,5-Tetrachlorobenzene	0.256	0.187	27.0#	
23	ISTD	Acenaphthene-d10	1.000	1.000	0.0	132
26	SURR	% 2-Fluorobiphenyl	1.427	1.268	11.1	
28	t	Acenaphthylene	1.911	2.044	-7.0	
36	ISTD	Phenanthrene-d10	1.000	1.000	0.0	128
37	surr	% 2,4,6-Tribromophenol	0.089	0.069	22.5#	
38	t	Hexachlorobenzene	0.238	0.166	30.3#	
40	t	Pentachlorophenol	0.126	0.085	32.5#	
41	t	Pentachloronitrobenzene	0.075	0.060	20.0	
42	t	Phenanthrene	1.307	1.089	16.7	
47	Surr	% Terphenyl-d14	0.681	0.736	-8.1	
48	ISTD	Chrysene-d12	1.000	1.000	0.0	132
49	t	Bis(2-ethylhexyl)phthalate	1.040	1.232	-18.5	
50	t	Benz(a)anthracene	1.298	1.211	6.7	
51	t	Chrysene	1.264	1.118	11.6	
52	ISTD	Perylene-d12	1.000	1.000	0.0	121
53	t	Benzo(b)fluoranthene	1.265	1.036	18.1	
54	t	Benzo(k)fluoranthene	1.189	1.222	-2.8	
55	t	Benzo(a)pyrene	1.081	1.050	2.9	
56	t	Indeno(1,2,3-cd)pyrene	1.202	1.132	5.8	
57	t	Dibenz(a,h)anthracene	1.010	0.956	5.3	
58	t	Benzo(ghi)perylene	1.048	0.921	12.1	

(#)=Out of Range l=linear, lf=liner(0,0), q=quadratic, qf=quadratic(0,0)
Laboratory Warning Limits Out = 0

Quantitation Report (QT Reviewed)

Data Path : H:\SV2017\CHEM07\08AUG\02\
Data File : 0802_28.D
Acq On : 2 Aug 2017 9:15 pm
Operator :
Client ID : CCAL 2.5
Lab ID : 2.5PPM 8270;16O
ALS Vial : 24 Sample Multiplier: 1

Quant Time: Aug 03 09:42:09 2017
Quant Method : H:\SV2017\CHEM07\METHODS\SIM_0725.M
Quant Title : Semivolatiles by GC/MS - EPA Method 625/8270
QLast Update : Tue Aug 01 09:46:08 2017
Response via : Initial Calibration

Compound	R.T.	QIon	Response	Conc	Units	Dev(Min)
Internal Standards						
1) 1,4-Dichlorobenzene-d4	6.372	150	776550	4.000	ng	0.00
12) Naphthalene-d8	8.445	136	1991709	4.000	ng	0.00
23) Acenaphthene-d10	11.370	164	1005520	4.000	ng	0.00
36) Phenanthrene-d10	13.750	188	1582888	4.000	ng	0.00
48) Chrysene-d12	18.040	240	1335314	4.000	ng	0.00
52) Perylene-d12	20.036	264	1292663	4.000	ng	0.00
System Monitoring Compounds						
4) % 2-Fluorophenol	4.682	112	309550m	2.502	ng	0.05
Spiked Amount 7.500			Recovery	=	33.33%	
5) % Phenol-d5	5.903	99	378055	2.367	ng	0.02
Spiked Amount 7.500			Recovery	=	31.60%	
11) % Nitrobenzene-d5	7.303	82	378482	2.420	ng	0.00
Spiked Amount 5.000			Recovery	=	48.40%	
26) % 2-Fluorobiphenyl	10.281	172	796851	2.222	ng	0.00
Spiked Amount 5.000			Recovery	=	44.40%	
37) % 2,4,6-Tribromophenol	12.677	330	68585	1.951	ng	0.01
Spiked Amount 7.500			Recovery	=	26.00%	
47) % Terphenyl-d14	16.363	244	727720	2.700	ng	0.00
Spiked Amount 5.000			Recovery	=	54.00%	
Target Compounds						Qvalue
2) N-nitrosodimethylamine	3.338	42	224358m	2.556	ng	
10) Hexachloroethane	7.173	117	141803	2.129	ng	97
13) Nitrobenzene	7.336	77	383917	2.318	ng	98
18) Hexachlorobutadiene	8.792	225	151299	1.840	ng	98
22) 1,2,4,5-Tetrachloroben...	9.974	216	233200	1.827	ng	99
28) Acenaphthylene	11.118	152	1284827	2.675	ng	97
38) Hexachlorobenzene	13.271	284	163942	1.744	ng	99
40) Pentachlorophenol	13.568	266	84194	1.693	ng	98
41) Pentachloronitrobenzene	13.692	214	59007	1.988	ng	99
42) Phenanthrene	13.786	178	1077530	2.083	ng	99
49) Bis(2-ethylhexyl)phtha...	18.172	149	1028171	2.960	ng	97
50) Benz(a)anthracene	18.009	228	1010879	2.333	ng	100
51) Chrysene	18.077	228	933151	2.211	ng	98
53) Benzo(b)fluoranthene	19.595	252	837019	2.047	ng	95
54) Benzo(k)fluoranthene	19.622	252	987358	2.569	ng	98
55) Benzo(a)pyrene	19.971	252	848661	2.430	ng	98
56) Indeno(1,2,3-cd)pyrene	21.327	276	914164	2.353	ng	100
57) Dibenz(a,h)anthracene	21.334	278	772663	2.367	ng	99
58) Benzo(ghi)perylene	21.676	276	744057	2.196	ng	100

(#)out of range (m)manual integration reviewed by analyst (+)signals summed

Quantitation Report (QT Reviewed)

Data Path : H:\SV2017\CHEM07\08AUG\02\
Data File : 0802_28.D
Acq On : 2 Aug 2017 9:15 pm
Operator :
Client ID : CCAL 2.5
Lab ID : 2.5PPM 8270;160
ALS Vial : 24 Sample Multiplier: 1

Quant Time: Aug 03 09:42:09 2017
Quant Method : H:\SV2017\CHEM07\METHODS\SIM_0725.M
Quant Title : Semivolatiles by GC/MS - EPA Method 625/8270
QLast Update : Tue Aug 01 09:46:08 2017
Response via : Initial Calibration

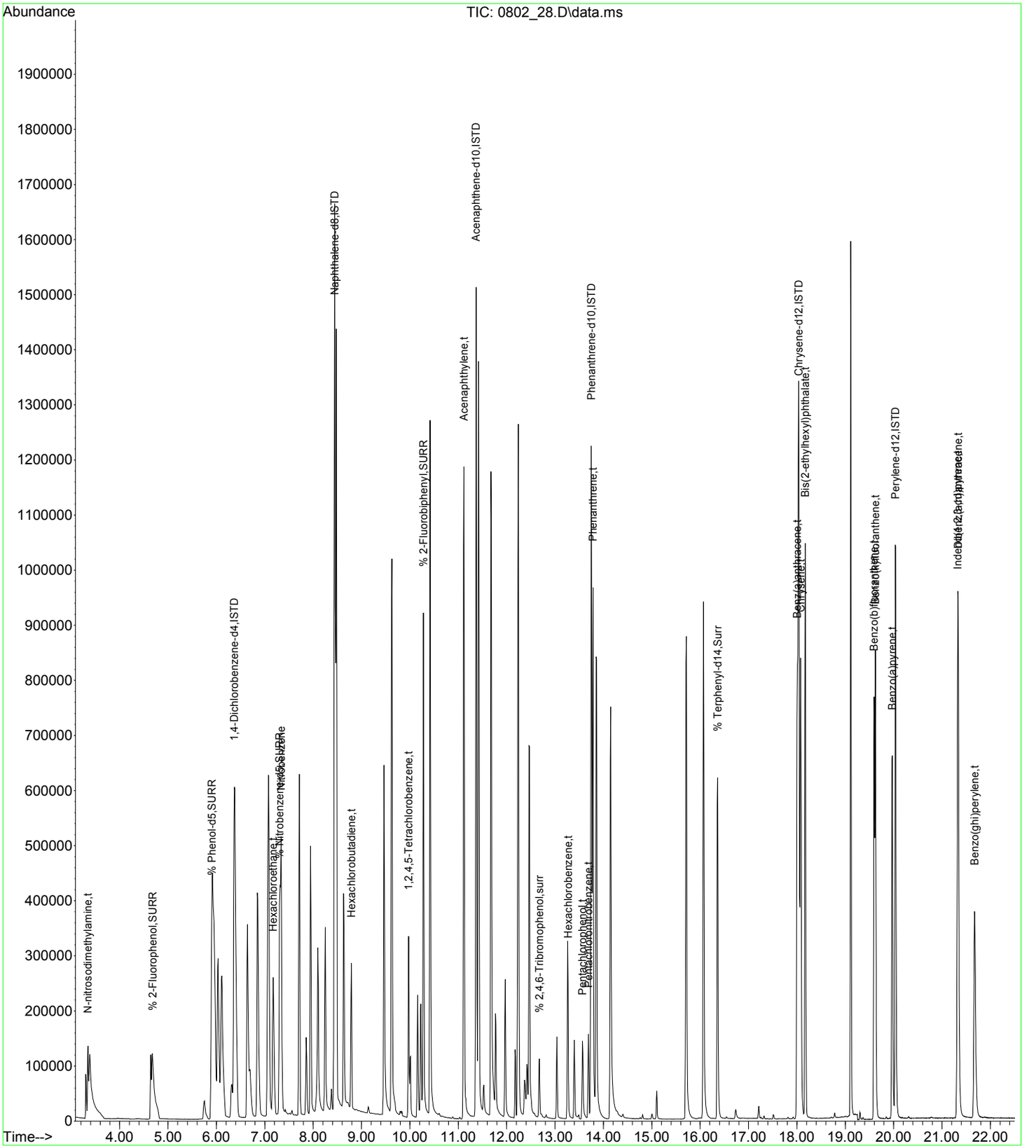

Quantitation Report (QT Reviewed)

Data Path : H:\SV2017\CHEM25\08AUG\03\
Data File : 0803_01.D
Acq On : 3 Aug 2017 8:26 am
Operator :
Sample : 50PPM DFTPP;16B
Misc :
ALS Vial : 1 Sample Multiplier: 1

Quant Time: Aug 03 10:36:28 2017
Quant Method : H:\SV2017\CHEM25\METHODS\SPLIT_0720.M
Quant Title : Semivolatiles by GC/MS - EPA Method 625/8270
QLast Update : Wed Aug 02 09:27:13 2017
Response via : Initial Calibration

Compound	R.T.	QIon	Response	Conc	Units	Dev(Min)
Internal Standards						
1) 1,4-Dichlorobenzene-d4	3.045	152	480790	40.000	ng	-0.06
23) Naphthalene-d8	4.050	136	1676989	40.000	ng	-0.07
41) Acenaphthene-d10	5.556	164	1030423	40.000	ng	-0.07
65) Phenanthrene-d10	6.833	188	1752651	40.000	ng	-0.07
81) Chrysene-d12	9.525	240	1839227	40.000	ng	0.00
88) Perylene-d12	12.020	264	2040811	40.000	ng	-0.08
System Monitoring Compounds						
5) % 2-Fluorophenol	0.000	112	0	0.000	ng	
Spiked Amount 75.000	Range 30 - 130		Recovery =	0.00%#		
6) % Phenol-d5	0.000	99	0	0.000	ng	
Spiked Amount 75.000	Range 30 - 130		Recovery =	0.00%#		
21) % Nitrobenzene-d5	3.617	82	150	0.012	ng	0.06
Spiked Amount 50.000	Range 30 - 130		Recovery =	0.02%#		
44) % 2-Fluorobiphenyl	5.027	172	54	0.001	ng	-0.01
Spiked Amount 50.000	Range 30 - 130		Recovery =	0.00%#		
66) % 2,4,6-Tribromophenol	0.000	62	0	0.000	ng	
Spiked Amount 75.000	Range 30 - 130		Recovery =	0.00%#		
80) % Terphenyl-d14	8.355	244	597	0.014	ng	0.00
Spiked Amount 50.000			Recovery =	0.02%		
Target Compounds						Qvalue
68) Hexachlorobenzene	6.731	142	5660	1.783	ng	# 1
69) Pentachlorophenol	6.737	266	432138	48.450	ng	97
71) Atrazine	6.731	200	54359	5.555	ng	# 29
78) Benzidine	8.115	184	1996602	53.127	ng	95

(#)out of range (m)manual integration reviewed by analyst (+)signals summed

Quantitation Report (QT Reviewed)

Data Path : H:\SV2017\CHEM25\08AUG\03\
Data File : 0803_01.D
Acq On : 3 Aug 2017 8:26 am
Operator :
Sample : 50PPM DFTPP;16B
Misc :
ALS Vial : 1 Sample Multiplier: 1

Quant Time: Aug 03 10:36:28 2017
Quant Method : H:\SV2017\CHEM25\METHODS\SPLIT_0720.M
Quant Title : Semivolatiles by GC/MS - EPA Method 625/8270
QLast Update : Wed Aug 02 09:27:13 2017
Response via : Initial Calibration



7B
SEMIVOLATILE CONTINUING CALIBRATION CHECK (FULL SCAN)
Full Scan

Lab Name: Phoenix Environmental Labs Client: NETC

Lab Code: Phoenix Case No.: SAS No.: SDG No.: GBY76292

Instrument: CHEM25 Calibration Date: 08/03/17 Time: 08:48

Lab File Id: 0803_02.D Init. Calib. Date(s): 07/20/17 07/20/17

Heated Purge (Y/N): Y Init. Calib. Times: 07:30 13:10

GC Column: v factor 4 Method File: SPLIT_0720.M

COMPOUND		RRF	RRF30	RRF MIN	%D	% D LIMITS
1,4-Dichlorobenzene-d4	(IS Areas & Pct)	340448	423972	n.a.	124.5	50-200
Naphthalene-d8	(IS Areas & Pct)	1286391	1534626	n.a.	119.3	50-200
Acenaphthene-d10	(IS Areas & Pct)	749266	894763	n.a.	119.4	50-200
Phenanthrene-d10	(IS Areas & Pct)	1373936	1610489	n.a.	117.2	50-200
Chrysene-d12	(IS Areas & Pct)	1399680	1640182	n.a.	117.2	50-200
Perylene-d12	(IS Areas & Pct)	1523938	1981088	n.a.	130.0	50-200
Pyridine		1.471	1.572	0.010	-6.9	20 (40)
Phenol		1.549	1.533	0.800	1.0	20 (40)
Bis(2-chloroethyl)ether		1.125	1.042	0.700	7.4	20 (40)
Aniline		1.799	1.746	0.010	2.9	20 (40)
2-Chlorophenol		1.376	1.357	0.800	1.4	20 (40)
1,3-Dichlorobenzene		1.630	1.634	0.010	-0.2	20 (40)
1,4-Dichlorobenzene		1.482	1.484	0.010	-0.1	20 (40)
1,2-Dichlorobenzene		1.489	1.499	0.010	-0.7	20 (40)
2-Methylphenol (o-cresol)		0.932	0.934	0.700	-0.2	20 (40)
Bis(2-chloroisopropyl)ether		0.883	0.835	0.010	5.4	20 (40)
N-Nitrosodi-n-propylamine		0.651	0.595	0.500	8.6	20 (40)
3&4-Methylphenol (m&p-cresol)		1.380	1.281	0.600	7.2	20 (40)
Acetophenone		1.619	1.609	0.010	0.6	20 (40)
Isophorone		0.539	0.545	0.400	-1.1	20 (40)
2-Nitrophenol		0.045	0.046	* 0.100	-2.2	20 (40)
2,4-Dimethylphenol		0.273	0.289	0.200	-5.9	20 (40)
Bis(2-chloroethoxy)methane		0.330	0.332	0.300	-0.6	20 (40)
Benzoic Acid		0.252	0.225	0.010	10.7	20 (40)
2,4-Dichlorophenol		0.317	0.334	0.200	-5.4	20 (40)
1,2,4-Trichlorobenzene		0.360	0.374	0.010	-3.9	20 (40)
Naphthalene		0.917	0.891	0.700	2.8	20 (40)
4-Chloroaniline		0.073	0.079	0.010	-8.2	20 (40)
4-Chloro-3-methylphenol		0.264	0.283	0.200	-7.2	20 (40)
2-Methylnaphthalene		0.756	0.780	0.400	-3.2	20 (40)
Hexachlorocyclopentadiene		0.250	0.195	0.050	22.0 +	20 (40)
2,4,6-Trichlorophenol		0.425	0.425	0.200	0.0	20 (40)
2,4,5-Trichlorophenol		0.430	0.427	0.200	0.7	20 (40)
2-Chloronaphthalene		1.131	1.082	0.800	4.3	20 (40)
4-Nitroaniline		0.227	0.230	0.010	-1.3	20 (40)
Dimethylphthalate		1.395	1.446	0.010	-3.7	20 (40)

(*) Recommended RRF not met (+) %D exceeds criteria % (#) %D exceeds (maximum) criteria
%D: 10% of target compounds are allowed to be above criteria %, but must be less than the (maximum) %D

FORM VII SV

7B
SEMIVOLATILE CONTINUING CALIBRATION CHECK (FULL SCAN)
Full Scan

Lab Name: Phoenix Environmental Labs Client: NETC

Lab Code: Phoenix Case No.: SAS No.: SDG No.: GBY76292

Instrument: CHEM25 Calibration Date: 08/03/17 Time: 08:48

Lab File Id: 0803_02.D Init. Calib. Date(s): 07/20/17 07/20/17

Heated Purge (Y/N): Y Init. Calib. Times: 07:30 13:10

GC Column: v factor 4 Method File: SPLIT_0720.M

COMPOUND	RRF	RRF30	RRF MIN	%D	% D LIMITS
2,6-Dinitrotoluene	0.323	0.298	0.200	7.7	20 (40)
3-Nitroaniline	0.292	0.279	0.010	4.5	20 (40)
Acenaphthene	1.048	1.038	0.900	1.0	20 (40)
2,4-Dinitrophenol	0.197	0.184	0.010	6.6	20 (40)
Dibenzofuran	1.706	1.739	0.800	-1.9	20 (40)
2,4-Dinitrotoluene	0.406	0.428	0.200	-5.4	20 (40)
4-Nitrophenol	0.148	0.140	0.010	5.4	20 (40)
Diethyl phthalate	1.210	1.252	0.010	-3.5	20 (40)
Fluorene	1.344	1.331	0.900	1.0	20 (40)
4-Chlorophenyl phenyl ether	0.729	0.683	0.400	6.3	20 (40)
2-Nitroaniline	0.105	0.102	0.010	2.9	20 (40)
4,6-Dinitro-2-methylphenol	0.288	0.279	0.010	3.1	20 (40)
N-Nitrosodiphenylamine	0.983	0.979	0.010	0.4	20 (40)
Azobenzene	0.903	0.914	0.010	-1.2	20 (40)
4-Bromophenyl phenyl ether	0.280	0.302	0.100	-7.9	20 (40)
Anthracene	1.029	1.061	0.700	-3.1	20 (40)
Carbazole	1.021	1.064	0.010	-4.2	20 (40)
Di-n-butylphthalate	1.141	1.219	0.010	-6.8	20 (40)
Fluoranthene	1.367	1.370	0.600	-0.2	20 (40)
Benzidine	0.858	0.911	0.010	-6.2	20 (40)
Pyrene	1.338	1.331	0.600	0.5	20 (40)
Benzyl butyl phthalate	0.500	0.519	0.010	-3.8	20 (40)
Di-n-octylphthalate	1.158	1.238	0.010	-6.9	20 (40)
3,3'-dichlorobenzidine	0.333	0.309	0.010	7.2	20 (40)
% 2-Fluorophenol	1.347	1.385	0.010	-2.8	20 (40)
% Phenol-d5	1.534	1.516	0.010	1.2	20 (40)
% Nitrobenzene-d5	1.058	1.059	0.010	-0.1	20 (40)
% 2-Fluorobiphenyl	1.449	1.440	0.010	0.6	20 (40)
% 2,4,6-Tribromophenol	0.033	0.034	0.010	-3.0	20 (40)
% Terphenyl-d14	0.995	1.034	0.010	-3.9	20 (40)

(*) Recommended RRF not met (+) %D exceeds criteria % (#) %D exceeds (maximum) criteria
%D: 10% of target compounds are allowed to be above criteria %, but must be less than the (maximum) %D

FORM VII SV

Evaluate Continuing Calibration Report

Data Path : H:\SV2017\CHEM25\08AUG\03\
Data File : 0803_02.D
Acq On : 3 Aug 2017 8:48 am
Operator :
Client ID : CCAL 30
Lab ID : 30PPM 8270;MIX A
ALS Vial : 2 Sample Multiplier: 1

Quant Time: Aug 03 09:10:23 2017
Quant Method : H:\SV2017\CHEM25\METHODS\SPLIT_0720.M
Quant Title : Semivolatiles by GC/MS - EPA Method 625/8270
QLast Update : Wed Aug 02 09:27:13 2017
Response via : Initial Calibration

Note: Curves (l,lf,q,qf) display calculated concentration.
Min. RRF : 0.050 Min. Rel. Area : 50% Max. R.T. Dev 0.50min
Max. RRF Dev : 20% Max. Rel. Area : 200%

		Compound	AvgRF	CCRF	%Dev	Area%
1	ISTD	1,4-Dichlorobenzene-d4	1.000	1.000	0.0	125
3	T	Pyridine	1.471	1.572	-6.9	
5	SURR	% 2-Fluorophenol	1.347	1.385	-2.8	
6	SURR	% Phenol-d5	1.534	1.516	1.2	
7	p	Phenol	1.549	1.533	1.0	
8	p	Bis(2-chloroethyl)ether	1.125	1.042	7.4	
9	T	Aniline	1.799	1.746	2.9	
10	p	2-Chlorophenol	1.376	1.357	1.4	
11	T	1,3-Dichlorobenzene	1.630	1.634	-0.2	
12		1,4-Dichlorobenzene	1.482	1.484	-0.1	
14	T	1,2-Dichlorobenzene	1.489	1.499	-0.7	
15	p	2-Methylphenol (o-cresol)	0.932	0.934	-0.2	
16	T	Bis(2-chloroisopropyl)ether	0.883	0.835	5.4	
17	p	N-Nitrosodi-n-propylamine	0.651	0.595	8.6	
18	p	3&4-Methylphenol (m&p-creso	1.380	1.281	7.2	
19	p	Acetophenone	1.619	1.609	0.6	
21	SURR	% Nitrobenzene-d5	1.058	1.059	-0.1	
23	ISTD	Naphthalene-d8	1.000	1.000	0.0	119
24	p	Isophorone	0.539	0.545	-1.1	
25	p	2-Nitrophenol	0.045	0.046#	-2.2	
26	p	2,4-Dimethylphenol	0.273	0.289	-5.9	
27	p	Bis(2-chloroethoxy)methane	0.330	0.332	-0.6	
28	T	Benzoic Acid	0.252	0.225	10.7	
29	p	2,4-Dichlorophenol	0.317	0.334	-5.4	
30	T	1,2,4-Trichlorobenzene	0.360	0.374	-3.9	
33	p	Naphthalene	0.917	0.891	2.8	
34	p	4-Chloroaniline	0.073	0.079	-8.2	
37	p	4-Chloro-3-methylphenol	0.264	0.283	-7.2	
38	p	2-Methylnaphthalene	0.756	0.780	-3.2	
39	p	Hexachlorocyclopentadiene	0.250	0.195	22.0#	
41	ISTD	Acenaphthene-d10	1.000	1.000	0.0	119
42	p	2,4,6-Trichlorophenol	0.425	0.425	0.0	
43	p	2,4,5-Trichlorophenol	0.430	0.427	0.7	
44	SURR	% 2-Fluorobiphenyl	1.449	1.440	0.6	
45	p	2-Chloronaphthalene	1.131	1.082	4.3	
46	p	4-Nitroaniline	0.227	0.230	-1.3	
48	p	Dimethylphthalate	1.395	1.446	-3.7	
49	p	2,6-Dinitrotoluene	0.323	0.298	7.7	
51	p	3-Nitroaniline	0.292	0.279	4.5	
52	p	Acenaphthene	1.048	1.038	1.0	
53	P	2,4-Dinitrophenol	0.197	0.184	6.6	
54	p	Dibenzofuran	1.706	1.739	-1.9	
55	p	2,4-Dinitrotoluene	0.406	0.428	-5.4	
56	p	4-Nitrophenol	0.148	0.140	5.4	
58	p	Diethyl phthalate	1.210	1.252	-3.5	
59	p	Fluorene	1.344	1.331	1.0	
60	p	4-Chlorophenyl phenyl ether	0.729	0.683	6.3	
61	p	2-Nitroaniline	0.105	0.102	2.9	
62	p	4,6-Dinitro-2-methylphenol	0.288	0.279	3.1	
63	p	N-Nitrosodiphenylamine	0.983	0.979	0.4	
64	T	Azobenzene	0.903	0.914	-1.2	
65	ISTD	Phenanthrene-d10	1.000	1.000	0.0	117
66	SURR	% 2,4,6-Tribromophenol	0.033	0.034#	-3.0	
67	p	4-Bromophenyl phenyl ether	0.280	0.302	-7.9	
73	p	Anthracene	1.029	1.061	-3.1	
74	p	Carbazole	1.021	1.064	-4.2	

Evaluate Continuing Calibration Report

Data Path : H:\SV2017\CHEM25\08AUG\03\
Data File : 0803_02.D
Acq On : 3 Aug 2017 8:48 am
Operator :
Client ID : CCAL 30
Lab ID : 30PPM 8270;MIX A
ALS Vial : 2 Sample Multiplier: 1

Quant Time: Aug 03 09:10:23 2017
Quant Method : H:\SV2017\CHEM25\METHODS\SPLIT_0720.M
Quant Title : Semivolatiles by GC/MS - EPA Method 625/8270
QLast Update : Wed Aug 02 09:27:13 2017
Response via : Initial Calibration

Note: Curves (l,lf,q,qf) display calculated concentration.
Min. RRF : 0.050 Min. Rel. Area : 50% Max. R.T. Dev 0.50min
Max. RRF Dev : 20% Max. Rel. Area : 200%

		Compound	AvgRF	CCRF	%Dev	Area%	
75	p	Di-n-butylphthalate	1.141	1.219	-6.8		
77	p	Fluoranthene	1.367	1.370	-0.2		
78	p	Benzidine	0.858	0.000#	100.0#		
79	p	Pyrene	1.338	1.331	0.5		
80	SURR	% Terphenyl-d14	0.995	1.034	-3.9		
81	ISTD	Chrysene-d12	1.000	1.000	0.0	117	
82	p	Benzyl butyl phthalate	0.500	0.519	-3.8		
86	p	Di-n-octylphthalate	1.158	1.238	-6.9		
87	p	3,3'-dichlorobenzidine	0.333	0.309	7.2		
88	ISTD	Perylene-d12	1.000	1.000	0.0	130	

(#)=Out of Range l=linear, lf=liner(0,0), q=quadratic, qf=quadratic(0,0)
Laboratory Warning Limits Out = 0

Quantitation Report (QT Reviewed)

Data Path : H:\SV2017\CHEM25\08AUG\03\
Data File : 0803_02.D
Acq On : 3 Aug 2017 8:48 am
Operator :
Client ID : CCAL 30
Lab ID : 30PPM 8270;MIX A
ALS Vial : 2 Sample Multiplier: 1

Quant Time: Aug 03 09:10:23 2017
Quant Method : H:\SV2017\CHEM25\METHODS\SPLIT_0720.M
Quant Title : Semivolatiles by GC/MS - EPA Method 625/8270
QLast Update : Wed Aug 02 09:27:13 2017
Response via : Initial Calibration

Compound	R.T.	QIon	Response	Conc	Units		Dev(Min)
Internal Standards							
1) 1,4-Dichlorobenzene-d4	3.045	152	423972	40.000	ng		-0.06
23) Naphthalene-d8	4.050	136	1534626	40.000	ng		-0.07
41) Acenaphthene-d10	5.551	164	894763	40.000	ng		-0.07
65) Phenanthrene-d10	6.822	188	1610489	40.000	ng		-0.08
81) Chrysene-d12	9.397	240	1640182	40.000	ng		-0.13
88) Perylene-d12	11.892	264	1981088	40.000	ng		-0.21
System Monitoring Compounds							
5) % 2-Fluorophenol	2.212	112	440274	30.827	ng		-0.06
Spiked Amount 75.000	Range 30 - 130		Recovery =	41.11%			
6) % Phenol-d5	2.816	99	482078	29.658	ng		-0.06
Spiked Amount 75.000	Range 30 - 130		Recovery =	39.55%			
21) % Nitrobenzene-d5	3.489	82	336736	30.027	ng		-0.07
Spiked Amount 50.000	Range 30 - 130		Recovery =	60.06%			
44) % 2-Fluorobiphenyl	4.974	172	966098	29.816	ng		-0.07
Spiked Amount 50.000	Range 30 - 130		Recovery =	59.64%			
66) % 2,4,6-Tribromophenol	6.245	62	41025	30.588	ng		-0.07
Spiked Amount 75.000	Range 30 - 130		Recovery =	40.79%			
80) % Terphenyl-d14	8.265	244	1249279	31.200	ng		-0.09
Spiked Amount 50.000			Recovery =	62.40%			
Target Compounds							Qvalue
3) Pyridine	1.539	79	499862	32.068	ng		99
7) Phenol	2.826	94	487381	29.677	ng	#	50
8) Bis(2-chloroethyl)ether	2.874	93	331226	27.783	ng		98
9) Aniline	2.842	93	555195	29.113	ng		55
10) 2-Chlorophenol	2.917	128	431573	29.588	ng		98
11) 1,3-Dichlorobenzene	3.019	146	519541	30.069	ng		98
12) 1,4-Dichlorobenzene	3.056	146	471751	30.026	ng		99
14) 1,2-Dichlorobenzene	3.195	146	476666	30.192	ng		99
15) 2-Methylphenol (o-cresol)	3.264	107	296991	30.076	ng		90
16) Bis(2-chloroisopropyl)...	3.275	45	265371	28.352	ng		99
17) N-Nitrosodi-n-propylamine	3.387	70	189290	27.421	ng		99
18) 3&4-Methylphenol (m&p-...	3.376	107	407268	27.848	ng	#	62
19) Acetophenone	3.366	105	511617	29.822	ng		85
24) Isophorone	3.681	82	627555	30.354	ng		100
25) 2-Nitrophenol	3.756	81	52905	30.728	ng	#	79
26) 2,4-Dimethylphenol	3.793	107	332819	31.819	ng		100
27) Bis(2-chloroethoxy)met...	3.868	93	382401	30.169	ng		99
28) Benzoic Acid	3.895	105	258634	26.733	ng		99
29) 2,4-Dichlorophenol	3.948	162	384901	31.682	ng		98
30) 1,2,4-Trichlorobenzene	4.012	180	430259	31.133	ng		99
33) Naphthalene	4.066	128	1024978	29.146	ng		99
34) 4-Chloroaniline	4.135	65	90401	32.193	ng		96
37) 4-Chloro-3-methylphenol	4.552	107	326105	32.219	ng		100
38) 2-Methylnaphthalene	4.643	142	897869	30.943	ng		98
39) Hexachlorocyclopentadiene	4.835	237	224710	23.386	ng		99
42) 2,4,6-Trichlorophenol	4.915	196	285515	30.060	ng		98
43) 2,4,5-Trichlorophenol	4.947	196	286314	29.778	ng		100
45) 2-Chloronaphthalene	5.054	162	726112	28.711	ng		98
46) 4-Nitroaniline	5.182	65	154463	30.425	ng		98
48) Dimethylphthalate	5.364	163	970451	31.093	ng		99
49) 2,6-Dinitrotoluene	5.428	165	200002	27.646	ng		98
51) 3-Nitroaniline	5.545	138	187299	28.687	ng		97
52) Acenaphthene	5.577	154	696394	29.695	ng		98
53) 2,4-Dinitrophenol	5.631	184	123376	28.025	ng		99
54) Dibenzofuran	5.716	168	1167163	30.591	ng		83
55) 2,4-Dinitrotoluene	5.764	165	287144	31.631	ng		99
56) 4-Nitrophenol	5.711	65	93930	28.463	ng		99
58) Diethyl phthalate	5.978	149	840429	31.043	ng		100
59) Fluorene	6.010	166	892893	29.706	ng		99
60) 4-Chlorophenyl phenyl ...	6.016	204	458326	28.106	ng		97

Quantitation Report (QT Reviewed)

Data Path : H:\SV2017\CHEM25\08AUG\03\
Data File : 0803_02.D
Acq On : 3 Aug 2017 8:48 am
Operator :
Client ID : CCAL 30
Lab ID : 30PPM 8270;MIX A
ALS Vial : 2 Sample Multiplier: 1

Quant Time: Aug 03 09:10:23 2017
Quant Method : H:\SV2017\CHEM25\METHODS\SPLIT_0720.M
Quant Title : Semivolatiles by GC/MS - EPA Method 625/8270
QLast Update : Wed Aug 02 09:27:13 2017
Response via : Initial Calibration

Compound	R.T.	QIon	Response	Conc	Units	Dev(Min)
61) 2-Nitroaniline	6.080	108	68591	29.310	ng	100
62) 4,6-Dinitro-2-methylph...	6.117	198	187055	29.055	ng	98
63) N-Nitrosodiphenylamine	6.133	169	656962	29.870	ng	98
64) Azobenzene	6.154	77	613370	30.369	ng	92
67) 4-Bromophenyl phenyl e...	6.438	248	364388	32.330	ng	99
73) Anthracene	6.881	178	1281060	30.921	ng	100
74) Carbazole	7.036	167	1284718	31.267	ng	99
75) Di-n-butylphthalate	7.388	149	1472655	32.045	ng	100
77) Fluoranthene	7.896	202	1654331	30.053	ng	99
79) Pyrene	8.104	202	1607216	29.829	ng	99
82) Benzyl butyl phthalate	8.783	149	638098	31.095	ng	99
86) Di-n-octylphthalate	10.508	149	1522639	32.059	ng	99
87) 3,3'-dichlorobenzidine	9.381	252	379876	27.859	ng	99

(#)out of range (m)manual integration reviewed by analyst (+)signals summed

Quantitation Report (QT Reviewed)

Data Path : H:\SV2017\CHEM25\08AUG\03\
Data File : 0803_02.D
Acq On : 3 Aug 2017 8:48 am
Operator :
Client ID : CCAL 30
Lab ID : 30PPM 8270;MIX A
ALS Vial : 2 Sample Multiplier: 1

Quant Time: Aug 03 09:10:23 2017
Quant Method : H:\SV2017\CHEM25\METHODS\SPLIT_0720.M
Quant Title : Semivolatiles by GC/MS - EPA Method 625/8270
QLast Update : Wed Aug 02 09:27:13 2017
Response via : Initial Calibration



7B
SEMIVOLATILE ENDING CALIBRATION CHECK (FULL SCAN)

Lab Name: Phoenix Environmental Labs Client: NETC

Lab Code: Phoenix Case No.: SAS No.: SDG No.: GBY76292

Instrument: CHEM25 Calibration Date: 08/03/17 Time: 19:33

Lab File Id: 0803_31.D Init. Calib. Date(s): 07/20/17 07/20/17

Heated Purge (Y/N): Y Init. Calib. Times: 07:30 13:10

GC Column: v factor 4 Method File: SPLIT_0720.M

COMPOUND	RRF	RRF30	RRF MIN	%D	% D LIMITS
Pyridine	1.471	1.568	0.010	-6.6	50
Phenol	1.549	1.611	0.010	-4.0	50
Bis(2-chloroethyl)ether	1.125	1.090	0.010	3.1	50
Aniline	1.799	1.756	0.010	2.4	50
2-Chlorophenol	1.376	1.380	0.010	-0.3	50
1,3-Dichlorobenzene	1.630	1.669	0.010	-2.4	50
1,4-Dichlorobenzene	1.482	1.494	0.010	-0.8	50
1,2-Dichlorobenzene	1.489	1.519	0.010	-2.0	50
2-Methylphenol (o-cresol)	0.932	0.965	0.010	-3.5	50
Bis(2-chloroisopropyl)ether	0.883	0.829	0.010	6.1	50
N-Nitrosodi-n-propylamine	0.651	0.596	0.010	8.4	50
3&4-Methylphenol (m&p-cresol)	1.380	1.300	0.010	5.8	50
Acetophenone	1.619	1.645	0.010	-1.6	50
Isophorone	0.539	0.556	0.010	-3.2	50
2-Nitrophenol	0.045	0.047	0.010	-4.4	50
2,4-Dimethylphenol	0.273	0.285	0.010	-4.4	50
Bis(2-chloroethoxy)methane	0.330	0.345	0.010	-4.5	50
Benzoic Acid	0.252	0.247	0.010	2.0	50
2,4-Dichlorophenol	0.317	0.336	0.010	-6.0	50
1,2,4-Trichlorobenzene	0.360	0.377	0.010	-4.7	50
Naphthalene	0.917	0.880	0.010	4.0	50
4-Chloroaniline	0.073	0.078	0.010	-6.8	50
4-Chloro-3-methylphenol	0.264	0.285	0.010	-8.0	50
2-Methylnaphthalene	0.756	0.765	0.010	-1.2	50
Hexachlorocyclopentadiene	0.250	0.153	0.010	38.8	50
2,4,6-Trichlorophenol	0.425	0.449	0.010	-5.6	50
2,4,5-Trichlorophenol	0.430	0.449	0.010	-4.4	50
2-Chloronaphthalene	1.131	1.064	0.010	5.9	50
4-Nitroaniline	0.227	0.232	0.010	-2.2	50
Dimethylphthalate	1.395	1.418	0.010	-1.6	50
2,6-Dinitrotoluene	0.323	0.297	0.010	8.0	50
3-Nitroaniline	0.292	0.286	0.010	2.1	50
Acenaphthene	1.048	1.024	0.010	2.3	50
2,4-Dinitrophenol	0.197	0.159	0.010	19.3	50
Dibenzofuran	1.706	1.752	0.010	-2.7	50
2,4-Dinitrotoluene	0.406	0.424	0.010	-4.4	50

(*) Recommended RRF not met. (#) Maximum %D not met.

FORM VII SV

7B
SEMIVOLATILE ENDING CALIBRATION CHECK (FULL SCAN)

Lab Name: Phoenix Environmental Labs Client: NETC

Lab Code: Phoenix Case No.: SAS No.: SDG No.: GBY76292

Instrument: CHEM25 Calibration Date: 08/03/17 Time: 19:33

Lab File Id: 0803_31.D Init. Calib. Date(s): 07/20/17 07/20/17

Heated Purge (Y/N): Y Init. Calib. Times: 07:30 13:10

GC Column: v factor 4 Method File: SPLIT_0720.M

COMPOUND	RRF	RRF30	RRF MIN	%D	% D LIMITS
4-Nitrophenol	0.148	0.137	0.010	7.4	50
Diethyl phthalate	1.210	1.240	0.010	-2.5	50
Fluorene	1.344	1.286	0.010	4.3	50
4-Chlorophenyl phenyl ether	0.729	0.668	0.010	8.4	50
2-Nitroaniline	0.105	0.121	0.010	-15.2	50
4,6-Dinitro-2-methylphenol	0.288	0.255	0.010	11.5	50
N-Nitrosodiphenylamine	0.983	0.965	0.010	1.8	50
Azobenzene	0.903	0.910	0.010	-0.8	50
4-Bromophenyl phenyl ether	0.280	0.306	0.010	-9.3	50
Anthracene	1.029	1.054	0.010	-2.4	50
Carbazole	1.021	1.082	0.010	-6.0	50
Di-n-butylphthalate	1.141	1.231	0.010	-7.9	50
Fluoranthene	1.367	1.387	0.010	-1.5	50
Benzidine	0.858	N/A	0.010		
Pyrene	1.338	1.328	0.010	0.7	50
Benzyl butyl phthalate	0.500	0.532	0.010	-6.4	50
Di-n-octylphthalate	1.158	1.316	0.010	-13.6	50
3,3'-dichlorobenzidine	0.333	0.308	0.010	7.5	50
% 2-Fluorophenol	1.347	1.413	0.010	-4.9	50
% Phenol-d5	1.534	1.591	0.010	-3.7	50
% Nitrobenzene-d5	1.058	1.087	0.010	-2.7	50
% 2-Fluorobiphenyl	1.449	1.411	0.010	2.6	50
% 2,4,6-Tribromophenol	0.033	0.038	0.010	-15.2	50
% Terphenyl-d14	0.995	1.052	0.010	-5.7	50

(*) Recommended RRF not met. (#) Maximum %D not met.

FORM VII SV

Evaluate Continuing Calibration Report

Data Path : H:\SV2017\CHEM25\08AUG\03\
Data File : 0803_31.D
Acq On : 3 Aug 2017 7:33 pm
Operator :
Client ID : CCAL 30
Lab ID : 30PPM 8270;MIX A
ALS Vial : 31 Sample Multiplier: 1

Quant Time: Aug 04 10:53:00 2017
Quant Method : H:\SV2017\CHEM25\METHODS\SPLIT_0720.M
Quant Title : Semivolatiles by GC/MS - EPA Method 625/8270
QLast Update : Thu Aug 03 10:36:58 2017
Response via : Initial Calibration

Note: Curves (l,lf,q,qf) display calculated concentration.
Min. RRF : 0.050 Min. Rel. Area : 50% Max. R.T. Dev 0.50min
Max. RRF Dev : 20% Max. Rel. Area : 200%

		Compound	AvgRF	CCRF	%Dev	Area%
1	ISTD	1,4-Dichlorobenzene-d4	1.000	1.000	0.0	167
3	T	Pyridine	1.471	1.568	-6.6	
5	SURR	% 2-Fluorophenol	1.347	1.413	-4.9	
6	SURR	% Phenol-d5	1.534	1.591	-3.7	
7	p	Phenol	1.549	1.611	-4.0	
8	p	Bis(2-chloroethyl)ether	1.125	1.090	3.1	
9	T	Aniline	1.799	1.756	2.4	
10	p	2-Chlorophenol	1.376	1.380	-0.3	
11	T	1,3-Dichlorobenzene	1.630	1.669	-2.4	
12		1,4-Dichlorobenzene	1.482	1.494	-0.8	
14	T	1,2-Dichlorobenzene	1.489	1.519	-2.0	
15	p	2-Methylphenol (o-cresol)	0.932	0.965	-3.5	
16	T	Bis(2-chloroisopropyl)ether	0.883	0.829	6.1	
17	p	N-Nitrosodi-n-propylamine	0.651	0.596	8.4	
18	p	3&4-Methylphenol (m&p-creso	1.380	1.300	5.8	
19	p	Acetophenone	1.619	1.645	-1.6	
21	SURR	% Nitrobenzene-d5	1.058	1.087	-2.7	
23	ISTD	Naphthalene-d8	1.000	1.000	0.0	161
24	p	Isophorone	0.539	0.556	-3.2	
25	p	2-Nitrophenol	0.045	0.047#	-4.4	
26	p	2,4-Dimethylphenol	0.273	0.285	-4.4	
27	p	Bis(2-chloroethoxy)methane	0.330	0.345	-4.5	
28	T	Benzoic Acid	0.252	0.247	2.0	
29	p	2,4-Dichlorophenol	0.317	0.336	-6.0	
30	T	1,2,4-Trichlorobenzene	0.360	0.377	-4.7	
33	p	Naphthalene	0.917	0.880	4.0	
34	p	4-Chloroaniline	0.073	0.078	-6.8	
37	p	4-Chloro-3-methylphenol	0.264	0.285	-8.0	
38	p	2-Methylnaphthalene	0.756	0.765	-1.2	
39	p	Hexachlorocyclopentadiene	0.250	0.153	38.8#	
41	ISTD	Acenaphthene-d10	1.000	1.000	0.0	162
42	p	2,4,6-Trichlorophenol	0.425	0.449	-5.6	
43	p	2,4,5-Trichlorophenol	0.430	0.449	-4.4	
44	SURR	% 2-Fluorobiphenyl	1.449	1.411	2.6	
45	p	2-Chloronaphthalene	1.131	1.064	5.9	
46	p	4-Nitroaniline	0.227	0.232	-2.2	
48	p	Dimethylphthalate	1.395	1.418	-1.6	
49	p	2,6-Dinitrotoluene	0.323	0.297	8.0	
51	p	3-Nitroaniline	0.292	0.286	2.1	
52	p	Acenaphthene	1.048	1.024	2.3	
53	P	2,4-Dinitrophenol	0.197	0.159	19.3	
54	p	Dibenzofuran	1.706	1.752	-2.7	
55	p	2,4-Dinitrotoluene	0.406	0.424	-4.4	
56	p	4-Nitrophenol	0.148	0.137	7.4	
58	p	Diethyl phthalate	1.210	1.240	-2.5	
59	p	Fluorene	1.344	1.286	4.3	
60	p	4-Chlorophenyl phenyl ether	0.729	0.668	8.4	
61	p	2-Nitroaniline	0.105	0.121	-15.2	
62	p	4,6-Dinitro-2-methylphenol	0.288	0.255	11.5	
63	p	N-Nitrosodiphenylamine	0.983	0.965	1.8	
64	T	Azobenzene	0.903	0.910	-0.8	
65	ISTD	Phenanthrene-d10	1.000	1.000	0.0	155
66	SURR	% 2,4,6-Tribromophenol	0.033	0.038#	-15.2	
67	p	4-Bromophenyl phenyl ether	0.280	0.306	-9.3	
73	p	Anthracene	1.029	1.054	-2.4	
74	p	Carbazole	1.021	1.082	-6.0	

Evaluate Continuing Calibration Report

Data Path : H:\SV2017\CHEM25\08AUG\03\
Data File : 0803_31.D
Acq On : 3 Aug 2017 7:33 pm
Operator :
Client ID : CCAL 30
Lab ID : 30PPM 8270;MIX A
ALS Vial : 31 Sample Multiplier: 1

Quant Time: Aug 04 10:53:00 2017
Quant Method : H:\SV2017\CHEM25\METHODS\SPLIT_0720.M
Quant Title : Semivolatiles by GC/MS - EPA Method 625/8270
QLast Update : Thu Aug 03 10:36:58 2017
Response via : Initial Calibration

Note: Curves (l,lf,q,qf) display calculated concentration.
Min. RRF : 0.050 Min. Rel. Area : 50% Max. R.T. Dev 0.50min
Max. RRF Dev : 20% Max. Rel. Area : 200%

		Compound	AvgRF	CCRF	%Dev	Area%	
75	p	Di-n-butylphthalate	1.141	1.231	-7.9		
77	p	Fluoranthene	1.367	1.387	-1.5		
78	p	Benzidine	0.858	0.000#	100.0#		
79	p	Pyrene	1.338	1.328	0.7		
80	SURR	% Terphenyl-d14	0.995	1.052	-5.7		
81	ISTD	Chrysene-d12	1.000	1.000	0.0		161
82	p	Benzyl butyl phthalate	0.500	0.532	-6.4		
86	p	Di-n-octylphthalate	1.158	1.316	-13.6		
87	p	3,3'-dichlorobenzidine	0.333	0.308	7.5		
88	ISTD	Perylene-d12	1.000	1.000	0.0		188

(#)=Out of Range l=linear, lf=liner(0,0), q=quadratic, qf=quadratic(0,0)
Laboratory Warning Limits Out = 0

Quantitation Report (QT Reviewed)

Data Path : H:\SV2017\CHEM25\08AUG\03\
Data File : 0803_31.D
Acq On : 3 Aug 2017 7:33 pm
Operator :
Client ID : CCAL 30
Lab ID : 30PPM 8270;MIX A
ALS Vial : 31 Sample Multiplier: 1

Quant Time: Aug 04 10:53:00 2017
Quant Method : H:\SV2017\CHEM25\METHODS\SPLIT_0720.M
Quant Title : Semivolatiles by GC/MS - EPA Method 625/8270
QLast Update : Thu Aug 03 10:36:58 2017
Response via : Initial Calibration

Compound	R.T.	QIon	Response	Conc	Units		Dev(Min)
Internal Standards							
1) 1,4-Dichlorobenzene-d4	3.045	152	567223	40.000	ng		0.00
23) Naphthalene-d8	4.044	136	2073672	40.000	ng		0.00
41) Acenaphthene-d10	5.551	164	1210432	40.000	ng		0.00
65) Phenanthrene-d10	6.822	188	2127026	40.000	ng		0.00
81) Chrysene-d12	9.360	240	2249035	40.000	ng		-0.04
88) Perylene-d12	11.855	264	2859103	40.000	ng		-0.04
System Monitoring Compounds							
5) % 2-Fluorophenol	2.217	112	600916	31.448	ng		0.00
Spiked Amount 75.000	Range 30 - 130		Recovery =	41.93%			
6) % Phenol-d5	2.821	99	676871	31.125	ng		0.00
Spiked Amount 75.000	Range 30 - 130		Recovery =	41.51%			
21) % Nitrobenzene-d5	3.489	82	462440	30.822	ng		0.00
Spiked Amount 50.000	Range 30 - 130		Recovery =	61.64%			
44) % 2-Fluorobiphenyl	4.974	172	1281187	29.228	ng		0.00
Spiked Amount 50.000	Range 30 - 130		Recovery =	58.46%			
66) % 2,4,6-Tribromophenol	6.240	62	60804	34.326	ng		0.00
Spiked Amount 75.000	Range 30 - 130		Recovery =	45.77%			
80) % Terphenyl-d14	8.233	244	1678452	31.738	ng		-0.03
Spiked Amount 50.000			Recovery =	63.48%			
Target Compounds							Qvalue
3) Pyridine	1.544	79	667085	31.988	ng		99
7) Phenol	2.832	94	685279	31.189	ng	#	53
8) Bis(2-chloroethyl)ether	2.880	93	463780	29.077	ng		97
9) Aniline	2.842	93	747075	29.281	ng		53
10) 2-Chlorophenol	2.922	128	586886	30.074	ng		99
11) 1,3-Dichlorobenzene	3.019	146	709984	30.714	ng		99
12) 1,4-Dichlorobenzene	3.056	146	635444	30.230	ng		100
14) 1,2-Dichlorobenzene	3.195	146	646140	30.591	ng		100
15) 2-Methylphenol (o-cresol)	3.264	107	410507	31.073	ng		91
16) Bis(2-chloroisopropyl)...	3.275	45	352810	28.174	ng		96
17) N-Nitrosodi-n-propylamine	3.387	70	253359	27.433	ng		97
18) 3&4-Methylphenol (m&p-...	3.382	107	552895	28.258	ng	#	61
19) Acetophenone	3.371	105	699650	30.483	ng		84
24) Isophorone	3.681	82	865427	30.978	ng		100
25) 2-Nitrophenol	3.756	81	73289	31.502	ng	#	79
26) 2,4-Dimethylphenol	3.799	107	443829	31.402	ng		99
27) Bis(2-chloroethoxy)met...	3.868	93	536550	31.327	ng		100
28) Benzoic Acid	3.922	105	384722	29.429	ng		100
29) 2,4-Dichlorophenol	3.948	162	522246	31.812	ng		99
30) 1,2,4-Trichlorobenzene	4.012	180	586441	31.403	ng		99
33) Naphthalene	4.066	128	1369136	28.812	ng		99
34) 4-Chloroaniline	4.135	65	121645	32.059	ng		96
37) 4-Chloro-3-methylphenol	4.563	107	443287	32.411	ng		99
38) 2-Methylnaphthalene	4.637	142	1189448	30.336	ng		99
39) Hexachlorocyclopentadiene	4.830	237	237636	18.302	ng		98
42) 2,4,6-Trichlorophenol	4.915	196	407204	31.691	ng		99
43) 2,4,5-Trichlorophenol	4.953	196	407801	31.352	ng		99
45) 2-Chloronaphthalene	5.054	162	965732	28.228	ng		98
46) 4-Nitroaniline	5.188	65	210595	30.663	ng		97
48) Dimethylphthalate	5.364	163	1287056	30.482	ng		99
49) 2,6-Dinitrotoluene	5.428	165	269916	27.580	ng		98
51) 3-Nitroaniline	5.546	138	259625	29.394	ng		96
52) Acenaphthene	5.578	154	929885	29.311	ng		99
53) 2,4-Dinitrophenol	5.636	184	144649	24.288	ng		100
54) Dibenzofuran	5.711	168	1590839	30.822	ng		83
55) 2,4-Dinitrotoluene	5.765	165	384982	31.349	ng		99
56) 4-Nitrophenol	5.722	65	124260	27.834	ng		98
58) Diethyl phthalate	5.973	149	1126006	30.745	ng		100
59) Fluorene	6.010	166	1167740	28.718	ng		98
60) 4-Chlorophenyl phenyl ...	6.016	204	606417	27.489	ng		97

Quantitation Report (QT Reviewed)

Data Path : H:\SV2017\CHEM25\08AUG\03\
Data File : 0803_31.D
Acq On : 3 Aug 2017 7:33 pm
Operator :
Client ID : CCAL 30
Lab ID : 30PPM 8270;MIX A
ALS Vial : 31 Sample Multiplier: 1

Quant Time: Aug 04 10:53:00 2017
Quant Method : H:\SV2017\CHEM25\METHODS\SPLIT_0720.M
Quant Title : Semivolatiles by GC/MS - EPA Method 625/8270
QLast Update : Thu Aug 03 10:36:58 2017
Response via : Initial Calibration

Compound	R.T.	QIon	Response	Conc	Units	Dev(Min)
61) 2-Nitroaniline	6.085	108	109629	34.629	ng	99
62) 4,6-Dinitro-2-methylph...	6.117	198	231597	26.592	ng	98
63) N-Nitrosodiphenylamine	6.133	169	876258	29.451	ng	99
64) Azobenzene	6.149	77	826343	30.243	ng	92
67) 4-Bromophenyl phenyl e...	6.432	248	488009	32.783	ng	99
73) Anthracene	6.881	178	1682209	30.743	ng	99
74) Carbazole	7.036	167	1725393	31.795	ng	99
75) Di-n-butylphthalate	7.383	149	1964060	32.359	ng	100
77) Fluoranthene	7.885	202	2212718	30.435	ng	99
78) Benzidine	8.233	184	14563	0.319	ng	86
79) Pyrene	8.078	202	2117928	29.762	ng	99
82) Benzyl butyl phthalate	8.740	149	897875	31.909	ng	99
86) Di-n-octylphthalate	10.460	149	2219229	34.076	ng	99
87) 3,3'-dichlorobenzidine	9.339	252	520335	27.830	ng	100

(#)out of range (m)manual integration reviewed by analyst (+)signals summed

Quantitation Report (QT Reviewed)

Data Path : H:\SV2017\CHEM25\08AUG\03\
Data File : 0803_31.D
Acq On : 3 Aug 2017 7:33 pm
Operator :
Client ID : CCAL 30
Lab ID : 30PPM 8270;MIX A
ALS Vial : 31 Sample Multiplier: 1

Quant Time: Aug 04 10:53:00 2017
Quant Method : H:\SV2017\CHEM25\METHODS\SPLIT_0720.M
Quant Title : Semivolatiles by GC/MS - EPA Method 625/8270
QLast Update : Thu Aug 03 10:36:58 2017
Response via : Initial Calibration

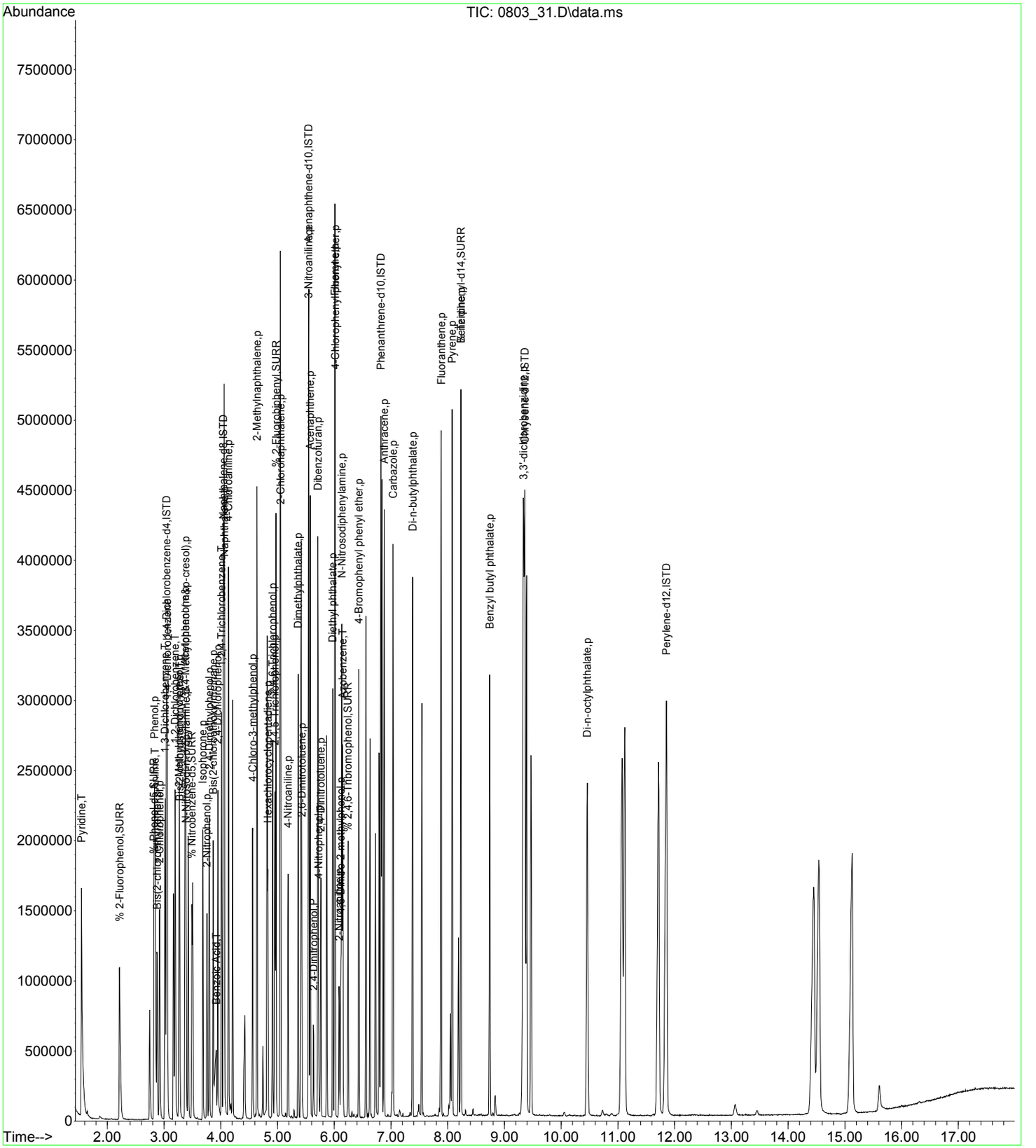

CLIENT ID

SEMIVOLATILE ORGANICS ANALYSIS DATA SHEET (SIM SCAN)

BY76293 LCS

Client: NETC Lab: Phoenix Env. Labs

SDG No.: GBY76292 Lab Sample ID: BY76293 LCS 10X

Sample wt/vol: 1000 (g/mL) mL Lab File ID: 0802_09.D

Concentrated Extract Volume: 1000 (uL) Date Received: 08/01/17

% Moisture: n.a. Date Extracted: 08/01/17

Instrument: CHEM07 Inj. Vol. 1.0 (uL) Date Analyzed: 08/02/17

Purge Volume N pH: Dilution Factor: 10

Matrix: (soil/water) Water CONCENTRATION UNITS:(ug/L or ug/Kg) ug/L

CAS NO.	COMPOUND	CONC.	Q	MDL	PQL	R
62-75-9	N-nitrosodimethylamine	31.64		1.0	1.0	r
67-72-1	Hexachloroethane	16.34		5.0	5.0	r
98-95-3	Nitrobenzene	40.94		1.0	1.0	r
87-68-3	Hexachlorobutadiene	14.94		4.0	4.0	r
95-94-3	1,2,4,5-Tetrachlorobenzene	28.19		5.0	5.0	r
208-96-8	Acenaphthylene	43.61		1.0	1.0	r
118-74-1	Hexachlorobenzene	33.25		0.20	0.20	r
87-86-5	Pentachlorophenol	38.55		1.0	1.0	r
82-68-8	Pentachloronitrobenzene	41.79		1.0	1.0	r
85-01-8	Phenanthrene	40.10		1.0	1.0	r
117-81-7	Bis(2-ethylhexyl)phthalate	61.57		10	10	r
56-55-3	Benz(a)anthracene	44.50		0.20	0.20	r
218-01-9	Chrysene	45.22		0.20	0.20	r
205-99-2	Benzo(b)fluoranthene	44.51		0.20	0.20	r
207-08-9	Benzo(k)fluoranthene	46.42		0.20	0.20	r
50-32-8	Benzo(a)pyrene	46.37		0.20	0.20	r
193-39-5	Indeno(1,2,3-cd)pyrene	50.46		0.20	0.20	r
53-70-3	Dibenz(a,h)anthracene	52.48		0.20	0.20	r
191-24-2	Benzo(ghi)perylene	48.56		0.20	0.20	r

FORM I SV

r=Result Reported U=Not Detected D=Reported Dilution E/J=Estimated Value X=Not Used S=Lab Solvent

Quantitation Report (QT Reviewed)

Data Path : H:\SV2017\CHEM07\08AUG\02\
Data File : 0802_09.D
Acq On : 2 Aug 2017 11:39 am
Operator :
Client ID : BY76293 LCS
Lab ID : BY76293 LCS 10X
ALS Vial : 6 Sample Multiplier: 1

Quant Time: Aug 02 12:49:16 2017
Quant Method : H:\SV2017\CHEM07\METHODS\SIM_0725.M
Quant Title : Semivolatiles by GC/MS - EPA Method 625/8270
QLast Update : Tue Aug 01 09:46:08 2017
Response via : Initial Calibration

Compound	R.T.	QIon	Response	Conc	Units	Dev(Min)
Internal Standards						
1) 1,4-Dichlorobenzene-d4	6.372	150	373215	4.000	ng	0.00
12) Naphthalene-d8	8.445	136	977604m	4.000	ng	0.00
23) Acenaphthene-d10	11.368	164	490452	4.000	ng	0.00
36) Phenanthrene-d10	13.743	188	786133	4.000	ng	0.00
48) Chrysene-d12	18.030	240	644228	4.000	ng	0.00
52) Perylene-d12	20.038	264	692897	4.000	ng	0.00
System Monitoring Compounds						
4) % 2-Fluorophenol	4.667	112	234339	3.941	ng	0.03
Spiked Amount 7.500			Recovery = 52.53%			
5) % Phenol-d5	5.888	99	219975	2.866	ng	0.00
Spiked Amount 7.500			Recovery = 38.27%			
11) % Nitrobenzene-d5	7.303	82	330233	4.394	ng	0.00
Spiked Amount 5.000			Recovery = 87.80%			
26) % 2-Fluorobiphenyl	10.274	172	696457	3.981	ng	0.00
Spiked Amount 5.000			Recovery = 79.60%			
37) % 2,4,6-Tribromophenol	12.666	330	94401	5.408	ng	0.00
Spiked Amount 7.500			Recovery = 72.13%			
47) % Terphenyl-d14	16.356	244	694253	5.187	ng	0.00
Spiked Amount 5.000			Recovery = 103.80%			
Target Compounds						Qvalue
2) N-nitrosodimethylamine	3.377	42	133463m	3.164	ng	
10) Hexachloroethane	7.173	117	52312	1.634	ng	96
13) Nitrobenzene	7.336	77	332747	4.094	ng	97
18) Hexachlorobutadiene	8.792	225	60301	1.494	ng	100
22) 1,2,4,5-Tetrachloroben...	9.967	216	176629	2.819	ng	98
28) Acenaphthylene	11.110	152	1021691	4.361	ng	98
38) Hexachlorobenzene	13.260	284	155237	3.325	ng	100
40) Pentachlorophenol	13.561	266	95205	3.855	ng	97
41) Pentachloronitrobenzene	13.685	214	61614	4.179	ng	97
42) Phenanthrene	13.780	178	1030120	4.010	ng	99
49) Bis(2-ethylhexyl)phtha...	18.173	149	1031645	6.157	ng	98
50) Benz(a)anthracene	17.998	228	930290	4.450	ng	100
51) Chrysene	18.067	228	920841	4.522	ng	100
53) Benzo(b)fluoranthene	19.597	252	975764	4.451	ng	96
54) Benzo(k)fluoranthene	19.623	252	956250	4.642	ng	97
55) Benzo(a)pyrene	19.969	252	868155	4.637	ng	99
56) Indeno(1,2,3-cd)pyrene	21.325	276	1050939	5.046	ng	100
57) Dibenz(a,h)anthracene	21.335	278	918284	5.248	ng	100
58) Benzo(ghi)perylene	21.674	276	881912	4.856	ng	100

(#)out of range (m)manual integration reviewed by analyst (+)signals summed

Quantitation Report (QT Reviewed)

Data Path : H:\SV2017\CHEM07\08AUG\02\
Data File : 0802_09.D
Acq On : 2 Aug 2017 11:39 am
Operator :
Client ID : BY76293 LCS
Lab ID : BY76293 LCS 10X
ALS Vial : 6 Sample Multiplier: 1

Quant Time: Aug 02 12:49:16 2017
Quant Method : H:\SV2017\CHEM07\METHODS\SIM_0725.M
Quant Title : Semivolatiles by GC/MS - EPA Method 625/8270
QLast Update : Tue Aug 01 09:46:08 2017
Response via : Initial Calibration

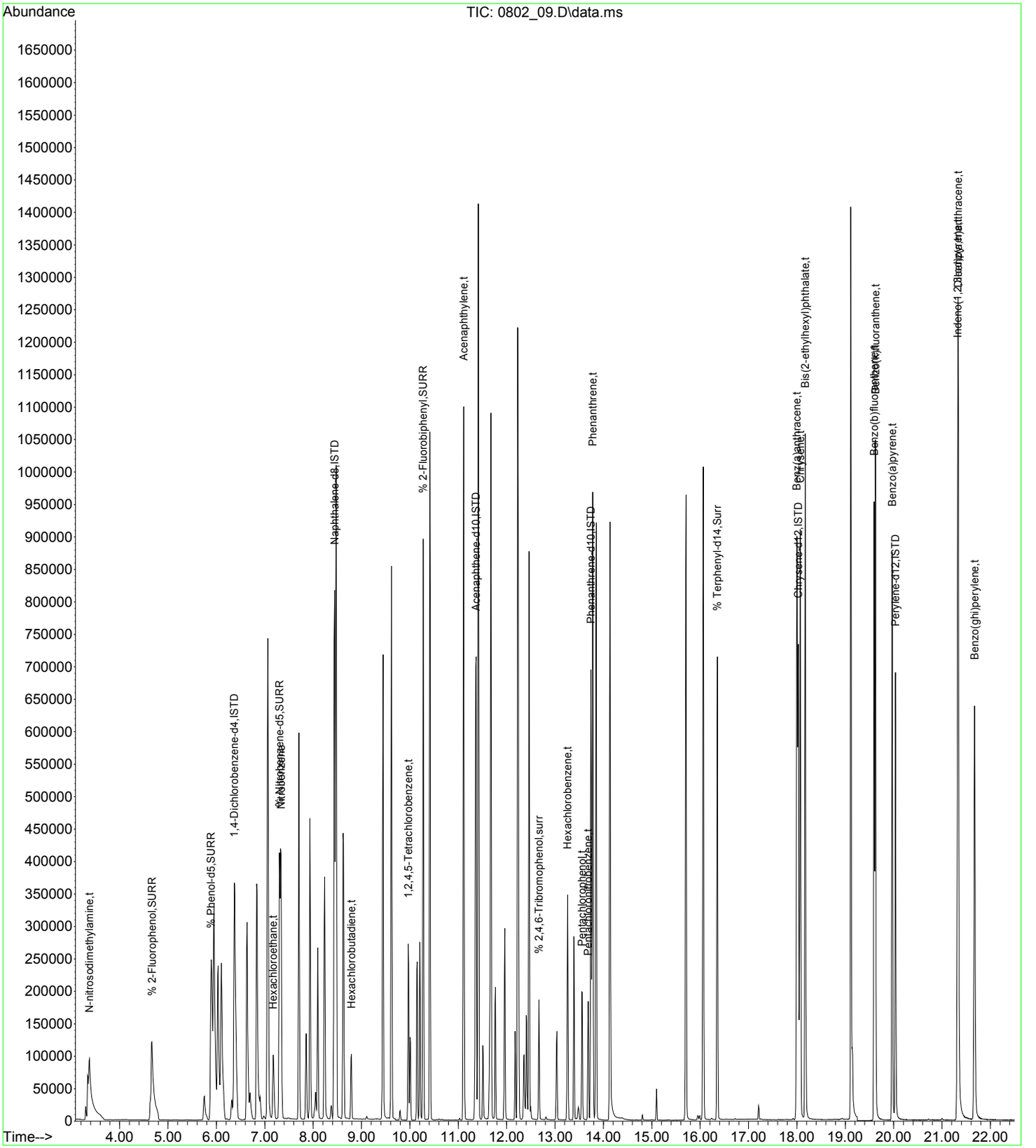

CLIENT ID

SEMIVOLATILE ORGANICS ANALYSIS DATA SHEET (FULL SCAN)

BY76293 LCS

Client: NETC Lab: Phoenix Env. Labs

SDG No.: GBY76292 Lab Sample ID: BY76293 LCS

Sample wt/vol: 1000 (g/mL) mL Lab File ID: 0802_10.D

Concentrated Extract Volume: 1000 (uL) Date Received: 08/01/17

% Moisture: n.a. Date Extracted: 08/01/17

Instrument: CHEM06 Inj. Vol. 1.0 (uL) Date Analyzed: 08/02/17

Purge Volume N pH: Dilution Factor: 1

Matrix: (soil/water) Water CONCENTRATION UNITS:(ug/L or ug/Kg) ug/L

CAS NO.	COMPOUND	CONC.	Q	MDL	PQL	R
110-86-1	Pyridine	32.74		1.2	1.2	r
108-95-2	Phenol	24.19		1.0	1.0	r
111-44-4	Bis(2-chloroethyl)ether	36.23		1.0	1.0	r
62-53-3	Aniline	40.34		5.0	5.0	r
95-57-8	2-Chlorophenol	39.68		1.0	1.0	r
541-73-1	1,3-Dichlorobenzene	19.80		1.0	1.0	r
106-46-7	1,4-Dichlorobenzene	20.29		1.0	1.0	r
95-50-1	1,2-Dichlorobenzene	21.93		1.0	1.0	r
95-48-7	2-Methylphenol (o-cresol)	39.61		1.0	1.0	r
39638-32-9	Bis(2-chloroisopropyl)ether	32.47		1.4	1.4	r
621-64-7	N-Nitrosodi-n-propylamine	45.35		1.6	1.6	r
HNX - M&P CRESOL	3&4-Methylphenol (m&p-cresol)	40.08		1.0	1.0	r
98-86-2	Acetophenone	43.16		1.6	1.6	r
78-59-1	Isophorone	42.79		1.4	1.4	r
88-75-5	2-Nitrophenol	37.83		1.0	1.0	r
105-67-9	2,4-Dimethylphenol	36.23		1.0	1.0	r
111-91-1	Bis(2-chloroethoxy)methane	45.02		1.4	1.4	r
65-85-0	Benzoic Acid	20.76		10	10	r
120-83-2	2,4-Dichlorophenol	45.58		1.0	1.0	r
120-82-1	1,2,4-Trichlorobenzene	25.10		1.5	1.5	r
91-20-3	Naphthalene	29.66		1.4	1.4	r
106-47-8	4-Chloroaniline	46.51		2.3	2.3	r
59-50-7	4-Chloro-3-methylphenol	47.33		1.0	1.0	r
91-57-6	2-Methylnaphthalene	31.53		1.5	1.5	r
77-47-4	Hexachlorocyclopentadiene	25.13		1.5	1.5	r
88-06-2	2,4,6-Trichlorophenol	49.31		1.0	1.0	r
95-95-4	2,4,5-Trichlorophenol	50.84		1.0	1.0	r
91-58-7	2-Chloronaphthalene	37.96		1.4	1.4	r
100-01-6	4-Nitroaniline	48.70		1.7	1.7	r
131-11-3	Dimethylphthalate	49.50		1.6	1.6	r
606-20-2	2,6-Dinitrotoluene	51.59		1.6	1.6	r
99-09-2	3-Nitroaniline	59.80		2.0	2.0	r
83-32-9	Acenaphthene	44.52		1.5	1.5	r
51-28-5	2,4-Dinitrophenol	82.63		1.0	1.0	r
132-64-9	Dibenzofuran	44.06		1.5	1.5	r
121-14-2	2,4-Dinitrotoluene	53.47		2.0	2.0	r

FORM I SV

r=Result Reported U=Not Detected D=Reported Dilution E/J=Estimated Value X=Not Used S=Lab Solvent

CLIENT ID

SEMIVOLATILE ORGANICS ANALYSIS DATA SHEET (FULL SCAN)

BY76293 LCS

Client: NETC Lab: Phoenix Env. Labs

SDG No.: GBY76292 Lab Sample ID: BY76293 LCS

Sample wt/vol: 1000 (g/mL) mL Lab File ID: 0802_10.D

Concentrated Extract Volume: 1000 (uL) Date Received: 08/01/17

% Moisture: n.a. Date Extracted: 08/01/17

Instrument: CHEM06 Inj. Vol. 1.0 (uL) Date Analyzed: 08/02/17

Purge Volume N pH: Dilution Factor: 1

Matrix: (soil/water) Water CONCENTRATION UNITS:(ug/L or ug/Kg) ug/L

CAS NO.	COMPOUND	CONC.	Q	MDL	PQL	R
100-02-7	4-Nitrophenol	23.99		1.0	1.0	r
84-66-2	Diethyl phthalate	49.96		1.6	1.6	r
86-73-7	Fluorene	46.00		1.7	1.7	r
7005-72-3	4-Chlorophenyl phenyl ether	45.93		1.7	1.7	r
88-74-4	2-Nitroaniline	66.71		2.0	2.0	r
534-52-1	4,6-Dinitro-2-methylphenol	65.86		1.0	1.0	r
86-30-6	N-Nitrosodiphenylamine	49.50		1.9	1.9	r
122-66-7	Azobenzene	44.25		1.6	1.6	r
101-55-3	4-Bromophenyl phenyl ether	48.78		1.5	1.5	r
120-12-7	Anthracene	49.21		1.6	1.6	r
86-74-8	Carbazole	50.26		3.8	3.8	r
84-74-2	Di-n-butylphthalate	49.31		1.3	1.3	r
206-44-0	Fluoranthene	49.49		1.6	1.6	r
92-87-5	Benzidine	14.99		2.9	2.9	r
129-00-0	Pyrene	49.75		1.7	1.7	r
85-68-7	Benzyl butyl phthalate	52.32		1.3	1.3	r
117-84-0	Di-n-octylphthalate	54.80		1.3	1.3	r
91-94-1	3,3'-dichlorobenzidine	58.03		2.4	2.4	r

FORM I SV

r=Result Reported U=Not Detected D=Reported Dilution E/J=Estimated Value X=Not Used S=Lab Solvent

Quantitation Report (QT Reviewed)

Data Path : H:\SV2017\CHEM06\08AUG\02\
Data File : 0802_10.D
Acq On : 2 Aug 2017 9:05 pm
Operator :
Client ID : BY76293 LCS
Lab ID : BY76293 LCS
ALS Vial : 8 Sample Multiplier: 1

Quant Time: Aug 03 10:03:18 2017
Quant Method : H:\SV2017\CHEM06\METHODS\SPLIT_0724.M
Quant Title : Semivolatiles by GC/MS - EPA Method 625/8270
QLast Update : Wed Aug 02 11:50:42 2017
Response via : Initial Calibration

Compound	R.T.	QIon	Response	Conc	Units		Dev(Min)
Internal Standards							
1) 1,4-Dichlorobenzene-d4	3.148	152	263629	40.000	ng		0.00
23) Naphthalene-d8	4.153	136	1130017	40.000	ng		0.00
41) Acenaphthene-d10	5.651	164	563426	40.000	ng		0.00
65) Phenanthrene-d10	6.926	188	983049	40.000	ng		0.00
81) Chrysene-d12	9.493	240	902600	40.000	ng		0.00
88) Perylene-d12	12.055	264	1078971	40.000	ng		0.00
System Monitoring Compounds							
5) % 2-Fluorophenol	2.308	112	294293	35.218	ng		0.00
Spiked Amount 75.000	Range 30 - 130		Recovery = 46.96%				
6) % Phenol-d5	2.913	99	279703	27.736	ng		0.00
Spiked Amount 75.000	Range 30 - 130		Recovery = 36.99%				
21) % Nitrobenzene-d5	3.594	82	339477	39.266	ng		0.00
Spiked Amount 50.000	Range 30 - 130		Recovery = 78.54%				
44) % 2-Fluorobiphenyl	5.075	172	791563	40.434	ng		0.00
Spiked Amount 50.000	Range 30 - 130		Recovery = 80.86%				
66) % 2,4,6-Tribromophenol	6.344	62	96308	70.735	ng		0.00
Spiked Amount 75.000	Range 30 - 130		Recovery = 94.31%				
80) % Terphenyl-d14	8.324	244	1083655	46.760	ng		0.00
Spiked Amount 50.000			Recovery = 93.52%				
Target Compounds							Qvalue
3) Pyridine	1.632	79	257490	32.741	ng		98
7) Phenol	2.925	94	240070	24.191	ng	#	7
8) Bis(2-chloroethyl)ether	2.972	93	284835	36.230	ng		99
9) Aniline	2.942	93	484131	40.336	ng	#	71
10) 2-Chlorophenol	3.019	128	355385	39.683	ng		98
11) 1,3-Dichlorobenzene	3.118	146	196635	19.800	ng		100
12) 1,4-Dichlorobenzene	3.160	146	203168	20.290	ng		98
14) 1,2-Dichlorobenzene	3.301	146	204821	21.927	ng		99
15) 2-Methylphenol (o-cresol)	3.365	107	275560	39.610	ng	#	89
16) Bis(2-chloroisopropyl)...	3.377	45	294165	32.467	ng		91
17) N-Nitrosodi-n-propylamine	3.489	70	251459	45.349	ng		97
18) 3&4-Methylphenol (m&p-...	3.477	107	374453	40.084	ng		95
19) Acetophenone	3.471	105	491251	43.161	ng		98
24) Isophorone	3.782	82	671213	42.792	ng		100
25) 2-Nitrophenol	3.859	81	64958	37.827	ng		74
26) 2,4-Dimethylphenol	3.894	107	285508	36.231	ng		100
27) Bis(2-chloroethoxy)met...	3.965	93	428870	45.021	ng		99
28) Benzoic Acid	3.988	105	120659	20.755	ng		97
29) 2,4-Dichlorophenol	4.053	162	326080	45.584	ng		98
30) 1,2,4-Trichlorobenzene	4.117	180	203820	25.105	ng		99
33) Naphthalene	4.170	128	759268	29.657	ng		99
34) 4-Chloroaniline	4.235	65	130427	46.512	ng		97
37) 4-Chloro-3-methylphenol	4.652	107	335873	47.334	ng		97
38) 2-Methylnaphthalene	4.740	142	573557	31.531	ng		99
39) Hexachlorocyclopentadiene	4.934	237	132790	25.130	ng		99
42) 2,4,6-Trichlorophenol	5.016	196	254404	49.312	ng		99
43) 2,4,5-Trichlorophenol	5.051	196	276196	50.839	ng		98
45) 2-Chloronaphthalene	5.157	162	627219	37.957	ng		98
46) 4-Nitroaniline	5.287	65	216678	48.699	ng		98
48) Dimethylphthalate	5.463	163	895888	49.501	ng		100
49) 2,6-Dinitrotoluene	5.527	165	211785	51.592	ng		93
51) 3-Nitroaniline	5.651	138	244190	59.802	ng		94
52) Acenaphthene	5.680	154	688179	44.518	ng		100
53) 2,4-Dinitrophenol	5.733	184	134448	82.630	ng		100
54) Dibenzofuran	5.815	168	1009933	44.064	ng		89
55) 2,4-Dinitrotoluene	5.862	165	288069	53.472	ng		96
56) 4-Nitrophenol	5.809	65	74276	23.993	ng		100
58) Diethyl phthalate	6.074	149	866331	49.959	ng		99
59) Fluorene	6.115	166	874477	45.997	ng		99
60) 4-Chlorophenyl phenyl ...	6.115	204	413298	45.932	ng		98

Quantitation Report (QT Reviewed)

Data Path : H:\SV2017\CHEM06\08AUG\02\
Data File : 0802_10.D
Acq On : 2 Aug 2017 9:05 pm
Operator :
Client ID : BY76293 LCS
Lab ID : BY76293 LCS
ALS Vial : 8 Sample Multiplier: 1

Quant Time: Aug 03 10:03:18 2017
Quant Method : H:\SV2017\CHEM06\METHODS\SPLIT_0724.M
Quant Title : Semivolatiles by GC/MS - EPA Method 625/8270
QLast Update : Wed Aug 02 11:50:42 2017
Response via : Initial Calibration

Compound	R.T.	QIon	Response	Conc	Units	Dev(Min)
61) 2-Nitroaniline	6.186	108	132631	66.713	ng	98
62) 4,6-Dinitro-2-methylph...	6.221	198	178576	65.861	ng	96
63) N-Nitrosodiphenylamine	6.232	169	662843	49.498	ng	99
64) Azobenzene	6.250	77	852638	44.253	ng	99
67) 4-Bromophenyl phenyl e...	6.538	248	291422	48.779	ng	98
73) Anthracene	6.985	178	1298741	49.213	ng	100
74) Carbazole	7.137	167	1210329	50.263	ng	99
75) Di-n-butylphthalate	7.478	149	1438376	49.313	ng	100
77) Fluoranthene	7.983	202	1439184	49.491	ng	100
78) Benzidine	8.107	184	332493	14.989	ng	99
79) Pyrene	8.177	202	1455957	49.746	ng	99
82) Benzyl butyl phthalate	8.847	149	589720	52.320	ng	99
86) Di-n-octylphthalate	10.616	149	1425660	54.798	ng	99
87) 3,3'-dichlorobenzidine	9.470	252	486524	58.030	ng	99

(#)out of range (m)manual integration reviewed by analyst (+)signals summed

Quantitation Report (QT Reviewed)

Data Path : H:\SV2017\CHEM06\08AUG\02\
Data File : 0802_10.D
Acq On : 2 Aug 2017 9:05 pm
Operator :
Client ID : BY76293 LCS
Lab ID : BY76293 LCS
ALS Vial : 8 Sample Multiplier: 1

Quant Time: Aug 03 10:03:18 2017
Quant Method : H:\SV2017\CHEM06\METHODS\SPLIT_0724.M
Quant Title : Semivolatiles by GC/MS - EPA Method 625/8270
QLast Update : Wed Aug 02 11:50:42 2017
Response via : Initial Calibration

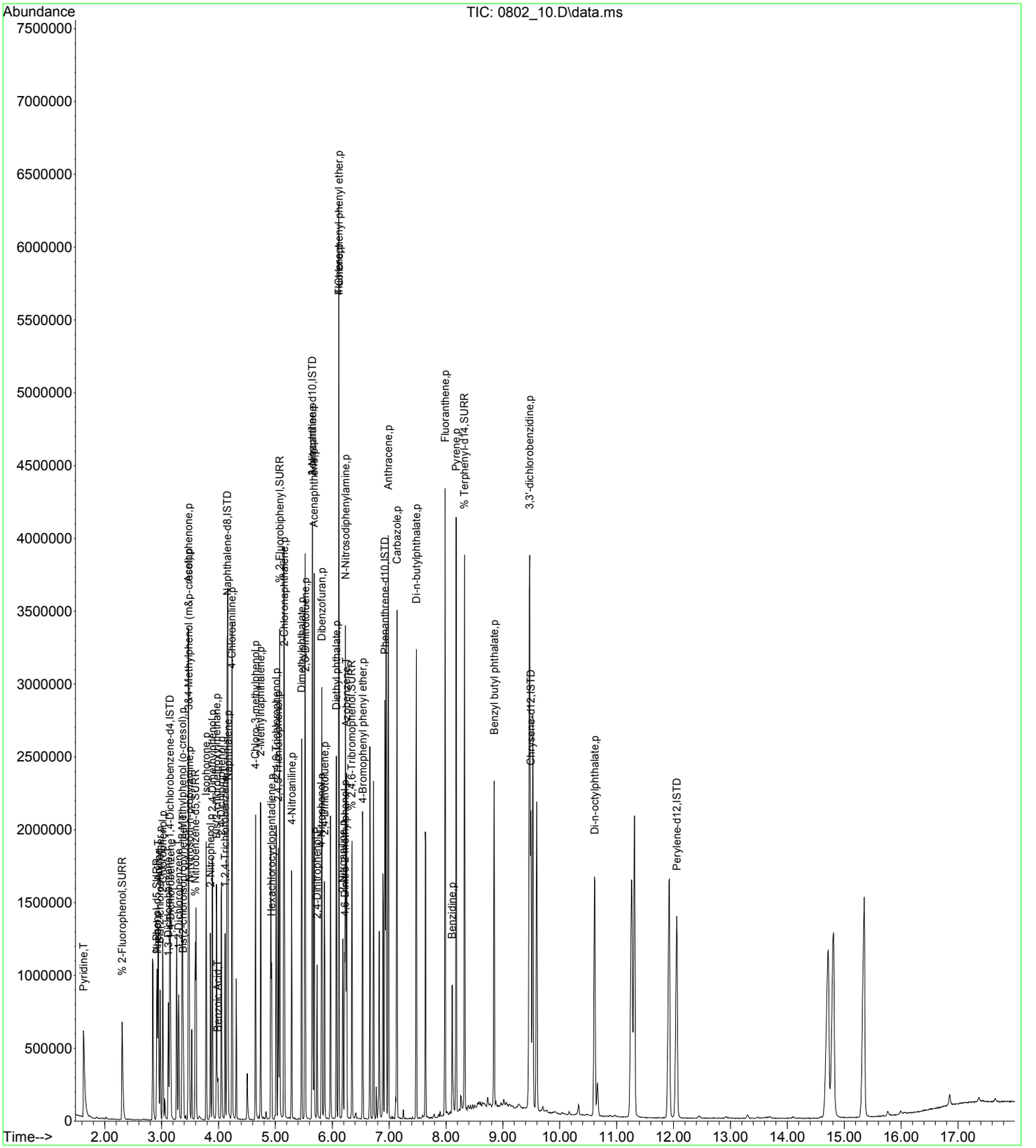

CLIENT ID

SEMIVOLATILE ORGANICS ANALYSIS DATA SHEET (SIM SCAN)

BB-2 MS

Client: NETC Lab: Phoenix Env. Labs

SDG No.: GBY76292 Lab Sample ID: BY76293 MS 10X

Sample wt/vol: 1065 (g/mL) mL Lab File ID: 0802_10.D

Concentrated Extract Volume: 1000 (uL) Date Received: 08/01/17

% Moisture: n.a. Date Extracted: 08/01/17

Instrument: CHEM07 Inj. Vol. 1.0 (uL) Date Analyzed: 08/02/17

Purge Volume N pH: Dilution Factor: 10

Matrix: (soil/water) Water CONCENTRATION UNITS:(ug/L or ug/Kg) ug/L

CAS NO.	COMPOUND	CONC.	Q	MDL	PQL	R
62-75-9	N-nitrosodimethylamine	26.35		0.94	0.94	r
67-72-1	Hexachloroethane	19.40		4.7	4.7	r
98-95-3	Nitrobenzene	38.80		0.94	0.94	r
87-68-3	Hexachlorobutadiene	18.77		3.8	3.8	r
95-94-3	1,2,4,5-Tetrachlorobenzene	30.00		4.7	4.7	r
208-96-8	Acenaphthylene	43.23		0.94	0.94	r
118-74-1	Hexachlorobenzene	33.81		0.19	0.19	r
87-86-5	Pentachlorophenol	40.50		0.94	0.94	r
82-68-8	Pentachloronitrobenzene	42.93		0.94	0.94	r
85-01-8	Phenanthrene	39.14		0.94	0.94	r
117-81-7	Bis(2-ethylhexyl)phthalate	64.55		9.4	9.4	r
56-55-3	Benz(a)anthracene	42.61		0.19	0.19	r
218-01-9	Chrysene	43.48		0.19	0.19	r
205-99-2	Benzo(b)fluoranthene	42.40		0.19	0.19	r
207-08-9	Benzo(k)fluoranthene	46.22		0.19	0.19	r
50-32-8	Benzo(a)pyrene	45.01		0.19	0.19	r
193-39-5	Indeno(1,2,3-cd)pyrene	49.09		0.19	0.19	r
53-70-3	Dibenz(a,h)anthracene	50.54		0.19	0.19	r
191-24-2	Benzo(ghi)perylene	47.64		0.19	0.19	r

FORM I SV

r=Result Reported U=Not Detected D=Reported Dilution E/J=Estimated Value X=Not Used S=Lab Solvent

Quantitation Report (QT Reviewed)

Data Path : H:\SV2017\CHEM07\08AUG\02\
Data File : 0802_10.D
Acq On : 2 Aug 2017 12:07 pm
Operator :
Client ID : BB-2 MS
Lab ID : BY76293 MS 10X
ALS Vial : 7 Sample Multiplier: 1

Quant Time: Aug 02 12:49:35 2017
Quant Method : H:\SV2017\CHEM07\METHODS\SIM_0725.M
Quant Title : Semivolatiles by GC/MS - EPA Method 625/8270
QLast Update : Tue Aug 01 09:46:08 2017
Response via : Initial Calibration

Compound	R.T.	QIon	Response	Conc	Units	Dev(Min)
Internal Standards						
1) 1,4-Dichlorobenzene-d4	6.372	150	385489	4.000	ng	0.00
12) Naphthalene-d8	8.445	136	932689m	4.000	ng	0.00
23) Acenaphthene-d10	11.368	164	462570	4.000	ng	0.00
36) Phenanthrene-d10	13.743	188	693762	4.000	ng	0.00
48) Chrysene-d12	18.030	240	544074	4.000	ng	0.00
52) Perylene-d12	20.038	264	577767	4.000	ng	0.00
System Monitoring Compounds						
4) % 2-Fluorophenol	4.667	112	209152	3.405	ng	0.03
Spiked Amount 7.500			Recovery =	45.47%		
5) % Phenol-d5	5.888	99	194571	2.454	ng	0.00
Spiked Amount 7.500			Recovery =	32.67%		
11) % Nitrobenzene-d5	7.303	82	309150	3.982	ng	0.00
Spiked Amount 5.000			Recovery =	79.60%		
26) % 2-Fluorobiphenyl	10.274	172	663059	4.019	ng	0.00
Spiked Amount 5.000			Recovery =	80.40%		
37) % 2,4,6-Tribromophenol	12.666	330	88692	5.758	ng	0.00
Spiked Amount 7.500			Recovery =	76.80%		
47) % Terphenyl-d14	16.356	244	604057	5.114	ng	0.00
Spiked Amount 5.000			Recovery =	102.20%		
Target Compounds						Qvalue
2) N-nitrosodimethylamine	3.377	42	122265m	2.806	ng	
10) Hexachloroethane	7.173	117	68294	2.066	ng	95
13) Nitrobenzene	7.336	77	320393	4.132	ng	97
18) Hexachlorobutadiene	8.793	225	76980	1.999	ng	99
22) 1,2,4,5-Tetrachloroben...	9.967	216	191011	3.195	ng	99
28) Acenaphthylene	11.110	152	1017192	4.604	ng	99
38) Hexachlorobenzene	13.260	284	148376	3.601	ng	99
40) Pentachlorophenol	13.561	266	94020	4.314	ng	98
41) Pentachloronitrobenzene	13.685	214	59491	4.572	ng	97
42) Phenanthrene	13.780	178	945054	4.168	ng	99
49) Bis(2-ethylhexyl)phtha...	18.173	149	972840	6.874	ng	97
50) Benz(a)anthracene	17.998	228	801120	4.538	ng	100
51) Chrysene	18.067	228	796363	4.631	ng	99
53) Benzo(b)fluoranthene	19.597	252	825398	4.516	ng	96
54) Benzo(k)fluoranthene	19.623	252	845443	4.922	ng	97
55) Benzo(a)pyrene	19.972	252	748327	4.794	ng	99
56) Indeno(1,2,3-cd)pyrene	21.329	276	908089	5.228	ng	100
57) Dibenz(a,h)anthracene	21.339	278	785444	5.383	ng	100
58) Benzo(ghi)perylene	21.674	276	768320	5.074	ng	100

(#)out of range (m)manual integration reviewed by analyst (+)signals summed

Quantitation Report (QT Reviewed)

Data Path : H:\SV2017\CHEM07\08AUG\02\
Data File : 0802_10.D
Acq On : 2 Aug 2017 12:07 pm
Operator :
Client ID : BB-2 MS
Lab ID : BY76293 MS 10X
ALS Vial : 7 Sample Multiplier: 1

Quant Time: Aug 02 12:49:35 2017
Quant Method : H:\SV2017\CHEM07\METHODS\SIM_0725.M
Quant Title : Semivolatiles by GC/MS - EPA Method 625/8270
QLast Update : Tue Aug 01 09:46:08 2017
Response via : Initial Calibration

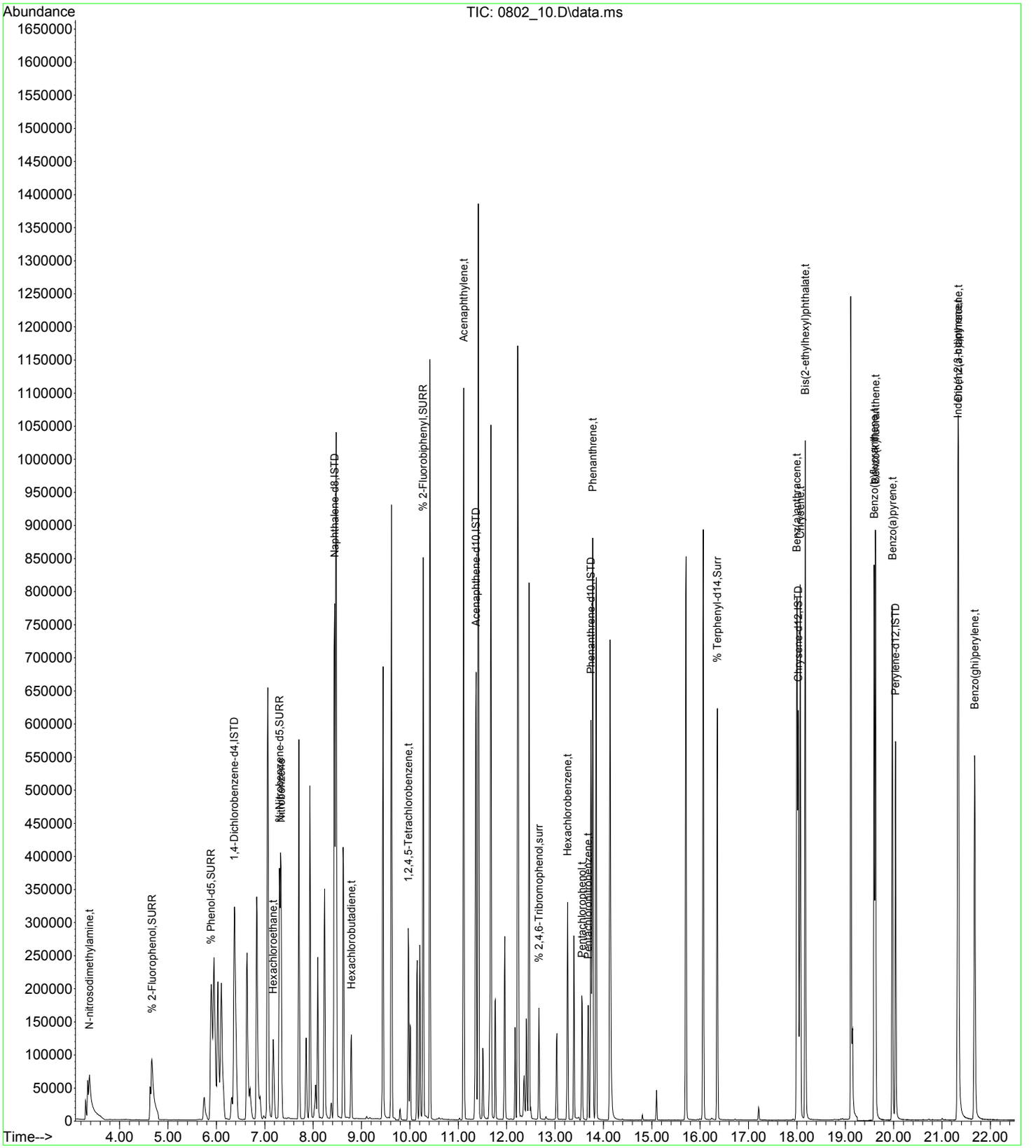

CLIENT ID

SEMIVOLATILE ORGANICS ANALYSIS DATA SHEET (FULL SCAN)

BB-2 MS

Client: NETC Lab: Phoenix Env. Labs

SDG No.: GBY76292 Lab Sample ID: BY76293 MS

Sample wt/vol: 1065 (g/mL) mL Lab File ID: 0802_13.D

Concentrated Extract Volume: 1000 (uL) Date Received: 08/01/17

% Moisture: n.a. Date Extracted: 08/01/17

Instrument: CHEM06 Inj. Vol. 1.0 (uL) Date Analyzed: 08/02/17

Purge Volume N pH: Dilution Factor: 1

Matrix: (soil/water) Water CONCENTRATION UNITS:(ug/L or ug/Kg) ug/L

CAS NO.	COMPOUND	CONC.	Q	MDL	PQL	R
110-86-1	Pyridine	21.34		1.2	1.2	r
108-95-2	Phenol	20.39		0.94	0.94	r
111-44-4	Bis(2-chloroethyl)ether	32.97		0.94	0.94	r
62-53-3	Aniline	32.50		4.7	4.7	r
95-57-8	2-Chlorophenol	35.47		0.94	0.94	r
541-73-1	1,3-Dichlorobenzene	23.21		0.94	0.94	r
106-46-7	1,4-Dichlorobenzene	23.67		0.94	0.94	r
95-50-1	1,2-Dichlorobenzene	24.91		0.94	0.94	r
95-48-7	2-Methylphenol (o-cresol)	34.67		0.94	0.94	r
39638-32-9	Bis(2-chloroisopropyl)ether	30.59		1.3	1.3	r
621-64-7	N-Nitrosodi-n-propylamine	39.31		1.5	1.5	r
HNX - M&P CRESOL	3&4-Methylphenol (m&p-cresol)	34.36		0.94	0.94	r
98-86-2	Acetophenone	37.94		1.5	1.5	r
78-59-1	Isophorone	38.44		1.3	1.3	r
88-75-5	2-Nitrophenol	34.23		0.94	0.94	r
105-67-9	2,4-Dimethylphenol	34.26		0.94	0.94	r
111-91-1	Bis(2-chloroethoxy)methane	39.72		1.3	1.3	r
65-85-0	Benzoic Acid	21.99		9.4	9.4	r
120-83-2	2,4-Dichlorophenol	41.26		0.94	0.94	r
120-82-1	1,2,4-Trichlorobenzene	29.22		1.4	1.4	r
91-20-3	Naphthalene	32.87		1.4	1.4	r
106-47-8	4-Chloroaniline	40.52		2.2	2.2	r
59-50-7	4-Chloro-3-methylphenol	44.15		0.94	0.94	r
91-57-6	2-Methylnaphthalene	34.25		1.4	1.4	r
77-47-4	Hexachlorocyclopentadiene	27.62		1.4	1.4	r
88-06-2	2,4,6-Trichlorophenol	47.14		0.94	0.94	r
95-95-4	2,4,5-Trichlorophenol	48.07		0.94	0.94	r
91-58-7	2-Chloronaphthalene	39.28		1.3	1.3	r
100-01-6	4-Nitroaniline	44.92		1.6	1.6	r
131-11-3	Dimethylphthalate	46.81		1.5	1.5	r
606-20-2	2,6-Dinitrotoluene	48.21		1.5	1.5	r
99-09-2	3-Nitroaniline	54.21		1.9	1.9	r
83-32-9	Acenaphthene	43.14		1.4	1.4	r
51-28-5	2,4-Dinitrophenol	82.31		0.94	0.94	r
132-64-9	Dibenzofuran	42.83		1.4	1.4	r
121-14-2	2,4-Dinitrotoluene	49.63		1.8	1.8	r

FORM I SV

r=Result Reported U=Not Detected D=Reported Dilution E/J=Estimated Value X=Not Used S=Lab Solvent

CLIENT ID

SEMIVOLATILE ORGANICS ANALYSIS DATA SHEET (FULL SCAN)

BB-2 MS

Client: NETC Lab: Phoenix Env. Labs

SDG No.: GBY76292 Lab Sample ID: BY76293 MS

Sample wt/vol: 1065 (g/mL) mL Lab File ID: 0802_13.D

Concentrated Extract Volume: 1000 (uL) Date Received: 08/01/17

% Moisture: n.a. Date Extracted: 08/01/17

Instrument: CHEM06 Inj. Vol. 1.0 (uL) Date Analyzed: 08/02/17

Purge Volume N pH: Dilution Factor: 1

Matrix: (soil/water) Water CONCENTRATION UNITS:(ug/L or ug/Kg) ug/L

CAS NO.	COMPOUND	CONC.	Q	MDL	PQL	R
100-02-7	4-Nitrophenol	21.16		0.94	0.94	r
84-66-2	Diethyl phthalate	46.26		1.5	1.5	r
86-73-7	Fluorene	44.12		1.5	1.5	r
7005-72-3	4-Chlorophenyl phenyl ether	44.45		1.6	1.6	r
88-74-4	2-Nitroaniline	62.61		1.9	1.9	r
534-52-1	4,6-Dinitro-2-methylphenol	67.68		0.94	0.94	r
86-30-6	N-Nitrosodiphenylamine	47.02		1.8	1.8	r
122-66-7	Azobenzene	42.17		1.5	1.5	r
101-55-3	4-Bromophenyl phenyl ether	46.47		1.4	1.4	r
120-12-7	Anthracene	46.95		1.5	1.5	r
86-74-8	Carbazole	47.54		3.6	3.6	r
84-74-2	Di-n-butylphthalate	48.44		1.2	1.2	r
206-44-0	Fluoranthene	46.84		1.5	1.5	r
92-87-5	Benzidine	2.8	U	2.8	2.8	r
129-00-0	Pyrene	47.94		1.6	1.6	r
85-68-7	Benzyl butyl phthalate	48.57		1.2	1.2	r
117-84-0	Di-n-octylphthalate	48.20		1.2	1.2	r
91-94-1	3,3'-dichlorobenzidine	36.96		2.2	2.2	r

FORM I SV

r=Result Reported U=Not Detected D=Reported Dilution E/J=Estimated Value X=Not Used S=Lab Solvent

Quantitation Report (QT Reviewed)

Data Path : H:\SV2017\CHEM06\08AUG\02\
Data File : 0802_13.D
Acq On : 2 Aug 2017 10:17 pm
Operator :
Client ID : BB-2 MS
Lab ID : BY76293 MS
ALS Vial : 11 Sample Multiplier: 1

Quant Time: Aug 03 10:03:23 2017
Quant Method : H:\SV2017\CHEM06\METHODS\SPLIT_0724.M
Quant Title : Semivolatiles by GC/MS - EPA Method 625/8270
QLast Update : Wed Aug 02 11:50:42 2017
Response via : Initial Calibration

Compound	R.T.	QIon	Response	Conc	Units		Dev(Min)
Internal Standards							
1) 1,4-Dichlorobenzene-d4	3.148	152	246942	40.000	ng		0.00
23) Naphthalene-d8	4.153	136	1036962	40.000	ng		0.00
41) Acenaphthene-d10	5.651	164	506569	40.000	ng		0.00
65) Phenanthrene-d10	6.926	188	874504	40.000	ng		0.00
81) Chrysene-d12	9.488	240	899687	40.000	ng		0.00
88) Perylene-d12	12.049	264	984644	40.000	ng		-0.01
System Monitoring Compounds							
5) % 2-Fluorophenol	2.308	112	244935	31.292	ng		0.00
Spiked Amount 75.000	Range 30 - 130		Recovery = 41.72%				
6) % Phenol-d5	2.913	99	230045	24.353	ng		0.00
Spiked Amount 75.000	Range 30 - 130		Recovery = 32.47%				
21) % Nitrobenzene-d5	3.594	82	295031	36.432	ng		0.00
Spiked Amount 50.000	Range 30 - 130		Recovery = 72.86%				
44) % 2-Fluorobiphenyl	5.075	172	711563	40.427	ng		0.00
Spiked Amount 50.000	Range 30 - 130		Recovery = 80.86%				
66) % 2,4,6-Tribromophenol	6.344	62	84670	69.906	ng		0.00
Spiked Amount 75.000	Range 30 - 130		Recovery = 93.21%				
80) % Terphenyl-d14	8.324	244	998052	48.412	ng		0.00
Spiked Amount 50.000			Recovery = 96.82%				
Target Compounds							Qvalue
3) Pyridine	1.632	79	167400	22.724	ng		97
7) Phenol	2.925	94	201880	21.717	ng	#	9
8) Bis(2-chloroethyl)ether	2.972	93	258544	35.109	ng		98
9) Aniline	2.942	93	389174	34.616	ng	#	69
10) 2-Chlorophenol	3.019	128	316859	37.772	ng		97
11) 1,3-Dichlorobenzene	3.119	146	229933	24.717	ng		99
12) 1,4-Dichlorobenzene	3.160	146	236460	25.211	ng		99
14) 1,2-Dichlorobenzene	3.301	146	232114	26.528	ng		99
15) 2-Methylphenol (o-cresol)	3.359	107	240617	36.925	ng	#	89
16) Bis(2-chloroisopropyl)...	3.371	45	276480	32.577	ng		90
17) N-Nitrosodi-n-propylamine	3.483	70	217472	41.870	ng		98
18) 3&4-Methylphenol (m&p-...	3.471	107	320192	36.592	ng		93
19) Acetophenone	3.471	105	430816	40.409	ng		97
24) Isophorone	3.782	82	589256	40.938	ng		99
25) 2-Nitrophenol	3.859	81	57452	36.458	ng		75
26) 2,4-Dimethylphenol	3.894	107	263867	36.490	ng		100
27) Bis(2-chloroethoxy)met...	3.965	93	369784	42.302	ng		99
28) Benzoic Acid	3.988	105	124950	23.422	ng		93
29) 2,4-Dichlorophenol	4.053	162	288446	43.941	ng		99
30) 1,2,4-Trichlorobenzene	4.117	180	231873	31.123	ng		100
33) Naphthalene	4.164	128	822479	35.009	ng		100
34) 4-Chloroaniline	4.235	65	111056	43.158	ng		99
37) 4-Chloro-3-methylphenol	4.652	107	306154	47.017	ng		97
38) 2-Methylnaphthalene	4.740	142	608921	36.479	ng		100
39) Hexachlorocyclopentadiene	4.934	237	142630	29.414	ng		100
42) 2,4,6-Trichlorophenol	5.016	196	232862	50.202	ng		98
43) 2,4,5-Trichlorophenol	5.052	196	250067	51.196	ng		96
45) 2-Chloronaphthalene	5.157	162	621534	41.835	ng		98
46) 4-Nitroaniline	5.287	65	191393	47.844	ng		98
48) Dimethylphthalate	5.463	163	811220	49.853	ng		100
49) 2,6-Dinitrotoluene	5.528	165	189482	51.340	ng		95
51) 3-Nitroaniline	5.645	138	211972	57.738	ng		93
52) Acenaphthene	5.680	154	638494	45.939	ng		99
53) 2,4-Dinitrophenol	5.733	184	128239	87.660	ng		98
54) Dibenzofuran	5.815	168	939950	45.613	ng		89
55) 2,4-Dinitrotoluene	5.862	165	256032	52.859	ng		98
56) 4-Nitrophenol	5.810	65	62734	22.539	ng		100
58) Diethyl phthalate	6.074	149	768182	49.271	ng		99
59) Fluorene	6.115	166	803171	46.988	ng		99
60) 4-Chlorophenyl phenyl ...	6.115	204	383016	47.344	ng		99

Quantitation Report (QT Reviewed)

Data Path : H:\SV2017\CHEM06\08AUG\02\
Data File : 0802_13.D
Acq On : 2 Aug 2017 10:17 pm
Operator :
Client ID : BB-2 MS
Lab ID : BY76293 MS
ALS Vial : 11 Sample Multiplier: 1

Quant Time: Aug 03 10:03:23 2017
Quant Method : H:\SV2017\CHEM06\METHODS\SPLIT_0724.M
Quant Title : Semivolatiles by GC/MS - EPA Method 625/8270
QLast Update : Wed Aug 02 11:50:42 2017
Response via : Initial Calibration

Compound	R.T.	QIon	Response	Conc	Units		Dev(Min)
61) 2-Nitroaniline	6.186	108	119185	66.678	ng		94
62) 4,6-Dinitro-2-methylph...	6.215	198	175725	72.084	ng		97
63) N-Nitrosodiphenylamine	6.233	169	602962	50.080	ng		98
64) Azobenzene	6.250	77	777942	44.908	ng		99
67) 4-Bromophenyl phenyl e...	6.532	248	263035	49.493	ng		98
73) Anthracene	6.985	178	1173849	50.002	ng		99
74) Carbazole	7.137	167	1084504	50.628	ng		100
75) Di-n-butylphthalate	7.478	149	1338613	51.590	ng		100
77) Fluoranthene	7.984	202	1290565	49.889	ng		99
78) Benzidine	8.107	184	1742	0.088	ng	#	76
79) Pyrene	8.177	202	1329401	51.060	ng		99
82) Benzyl butyl phthalate	8.841	149	581159	51.727	ng		98
86) Di-n-octylphthalate	10.610	149	1331127	51.330	ng		99
87) 3,3'-dichlorobenzidine	9.470	252	328925	39.360	ng		99

(#)out of range (m)manual integration reviewed by analyst (+)signals summed

Quantitation Report (QT Reviewed)

Data Path : H:\SV2017\CHEM06\08AUG\02\
Data File : 0802_13.D
Acq On : 2 Aug 2017 10:17 pm
Operator :
Client ID : BB-2 MS
Lab ID : BY76293 MS
ALS Vial : 11 Sample Multiplier: 1

Quant Time: Aug 03 10:03:23 2017
Quant Method : H:\SV2017\CHEM06\METHODS\SPLIT_0724.M
Quant Title : Semivolatiles by GC/MS - EPA Method 625/8270
QLast Update : Wed Aug 02 11:50:42 2017
Response via : Initial Calibration

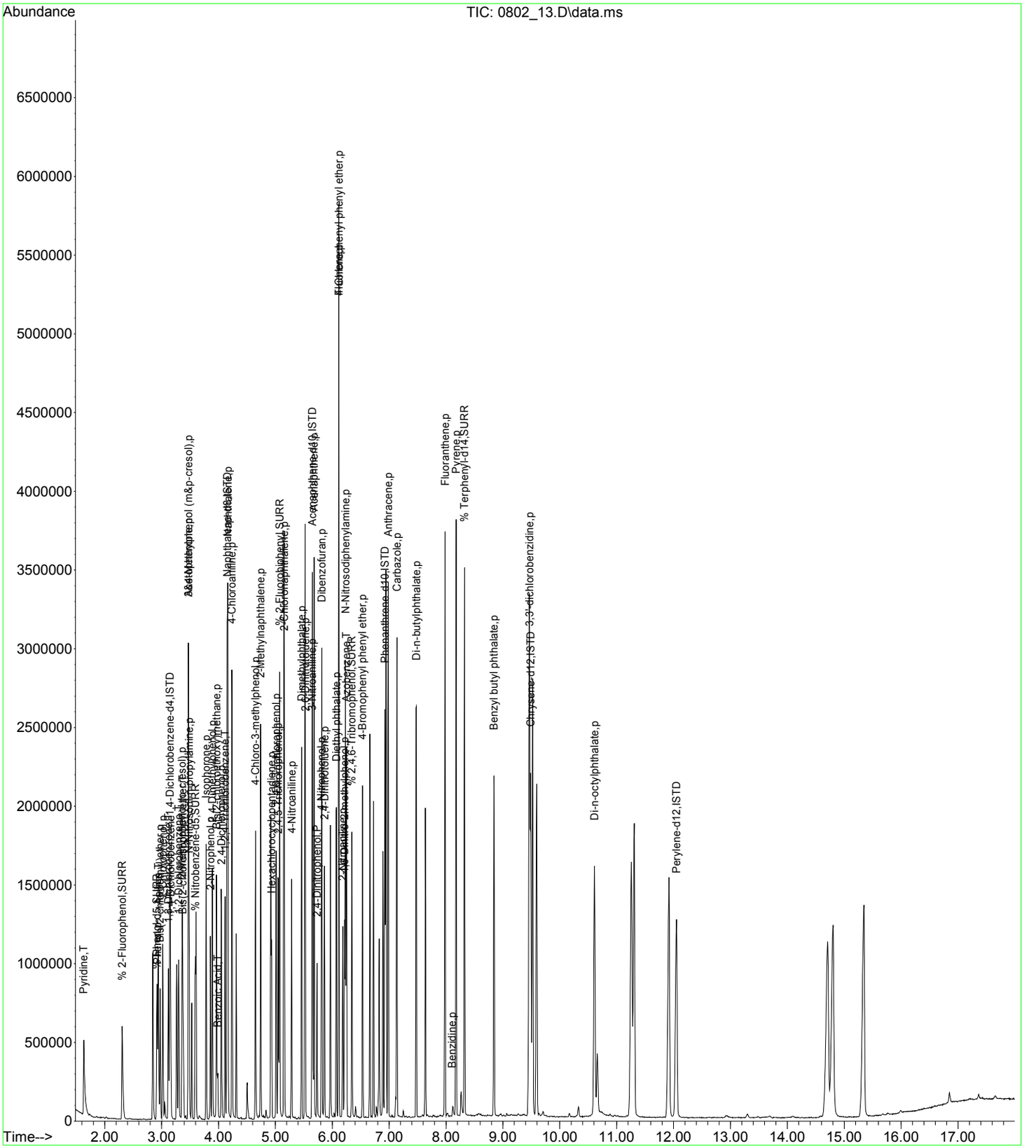

CLIENT ID

SEMIVOLATILE ORGANICS ANALYSIS DATA SHEET (SIM SCAN)

BB-2 MSD

Client: NETC Lab: Phoenix Env. Labs

SDG No.: GBY76292 Lab Sample ID: BY76293 MSD 10X

Sample wt/vol: 1065 (g/mL) mL Lab File ID: 0802_11.D

Concentrated Extract Volume: 1000 (uL) Date Received: 08/01/17

% Moisture: n.a. Date Extracted: 08/01/17

Instrument: CHEM07 Inj. Vol. 1.0 (uL) Date Analyzed: 08/02/17

Purge Volume N pH: Dilution Factor: 10

Matrix: (soil/water) Water CONCENTRATION UNITS:(ug/L or ug/Kg) ug/L

CAS NO.	COMPOUND	CONC.	Q	MDL	PQL	R
62-75-9	N-nitrosodimethylamine	27.31		0.94	0.94	r
67-72-1	Hexachloroethane	17.45		4.7	4.7	r
98-95-3	Nitrobenzene	37.84		0.94	0.94	r
87-68-3	Hexachlorobutadiene	16.09		3.8	3.8	r
95-94-3	1,2,4,5-Tetrachlorobenzene	29.22		4.7	4.7	r
208-96-8	Acenaphthylene	44.18		0.94	0.94	r
118-74-1	Hexachlorobenzene	31.47		0.19	0.19	r
87-86-5	Pentachlorophenol	40.74		0.94	0.94	r
82-68-8	Pentachloronitrobenzene	40.45		0.94	0.94	r
85-01-8	Phenanthrene	38.90		0.94	0.94	r
117-81-7	Bis(2-ethylhexyl)phthalate	53.50		9.4	9.4	r
56-55-3	Benz(a)anthracene	42.69		0.19	0.19	r
218-01-9	Chrysene	43.43		0.19	0.19	r
205-99-2	Benzo(b)fluoranthene	43.20		0.19	0.19	r
207-08-9	Benzo(k)fluoranthene	45.30		0.19	0.19	r
50-32-8	Benzo(a)pyrene	45.12		0.19	0.19	r
193-39-5	Indeno(1,2,3-cd)pyrene	48.24		0.19	0.19	r
53-70-3	Dibenz(a,h)anthracene	50.00		0.19	0.19	r
191-24-2	Benzo(ghi)perylene	46.06		0.19	0.19	r

FORM I SV

r=Result Reported U=Not Detected D=Reported Dilution E/J=Estimated Value X=Not Used S=Lab Solvent

Quantitation Report (QT Reviewed)

Data Path : H:\SV2017\CHEM07\08AUG\02\
Data File : 0802_11.D
Acq On : 2 Aug 2017 12:34 pm
Operator :
Client ID : BB-2 MSD
Lab ID : BY76293 MSD 10X
ALS Vial : 8 Sample Multiplier: 1

Quant Time: Aug 02 13:05:13 2017
Quant Method : H:\SV2017\CHEM07\METHODS\SIM_0725.M
Quant Title : Semivolatiles by GC/MS - EPA Method 625/8270
QLast Update : Tue Aug 01 09:46:08 2017
Response via : Initial Calibration

Compound	R.T.	QIon	Response	Conc	Units	Dev(Min)
Internal Standards						
1) 1,4-Dichlorobenzene-d4	6.364	150	409420	4.000	ng	0.00
12) Naphthalene-d8	8.434	136	1074453m	4.000	ng	-0.01
23) Acenaphthene-d10	11.368	164	531262	4.000	ng	0.00
36) Phenanthrene-d10	13.743	188	847642	4.000	ng	0.00
48) Chrysene-d12	18.030	240	689562	4.000	ng	0.00
52) Perylene-d12	20.032	264	721205	4.000	ng	0.00
System Monitoring Compounds						
4) % 2-Fluorophenol	4.636	112	235597m	3.611	ng	0.00
Spiked Amount 7.500			Recovery	=	48.13%	
5) % Phenol-d5	5.873	99	220191	2.615	ng	0.00
Spiked Amount 7.500			Recovery	=	34.93%	
11) % Nitrobenzene-d5	7.303	82	360996	4.378	ng	0.00
Spiked Amount 5.000			Recovery	=	87.60%	
26) % 2-Fluorobiphenyl	10.274	172	776233	4.096	ng	0.00
Spiked Amount 5.000			Recovery	=	82.00%	
37) % 2,4,6-Tribromophenol	12.666	330	109465	5.816	ng	0.00
Spiked Amount 7.500			Recovery	=	77.60%	
47) % Terphenyl-d14	16.356	244	764781	5.300	ng	0.00
Spiked Amount 5.000			Recovery	=	106.00%	
Target Compounds						Qvalue
2) N-nitrosodimethylamine	3.331	42	134569m	2.908	ng	
10) Hexachloroethane	7.173	117	65255	1.858	ng	96
13) Nitrobenzene	7.325	77	360031	4.030	ng	98
18) Hexachlorobutadiene	8.793	225	76021	1.714	ng	98
22) 1,2,4,5-Tetrachloroben...	9.967	216	214297	3.112	ng	99
28) Acenaphthylene	11.110	152	1194011	4.705	ng	99
38) Hexachlorobenzene	13.260	284	168750	3.352	ng	100
40) Pentachlorophenol	13.561	266	115536	4.339	ng	99
41) Pentachloronitrobenzene	13.685	214	68493	4.308	ng	97
42) Phenanthrene	13.780	178	1147505	4.143	ng	99
49) Bis(2-ethylhexyl)phtha...	18.173	149	1021918	5.698	ng	98
50) Benz(a)anthracene	17.999	228	1017140	4.546	ng	100
51) Chrysene	18.067	228	1008055	4.625	ng	99
53) Benzo(b)fluoranthene	19.594	252	1049656	4.600	ng	96
54) Benzo(k)fluoranthene	19.620	252	1034535	4.825	ng	98
55) Benzo(a)pyrene	19.966	252	936412	4.806	ng	99
56) Indeno(1,2,3-cd)pyrene	21.319	276	1113932	5.138	ng	100
57) Dibenz(a,h)anthracene	21.329	278	970004	5.326	ng	100
58) Benzo(ghi)perylene	21.668	276	927151	4.905	ng	100

(#)out of range (m)manual integration reviewed by analyst (+)signals summed

Quantitation Report (QT Reviewed)

Data Path : H:\SV2017\CHEM07\08AUG\02\
Data File : 0802_11.D
Acq On : 2 Aug 2017 12:34 pm
Operator :
Client ID : BB-2 MSD
Lab ID : BY76293 MSD 10X
ALS Vial : 8 Sample Multiplier: 1

Quant Time: Aug 02 13:05:13 2017
Quant Method : H:\SV2017\CHEM07\METHODS\SIM_0725.M
Quant Title : Semivolatiles by GC/MS - EPA Method 625/8270
QLast Update : Tue Aug 01 09:46:08 2017
Response via : Initial Calibration

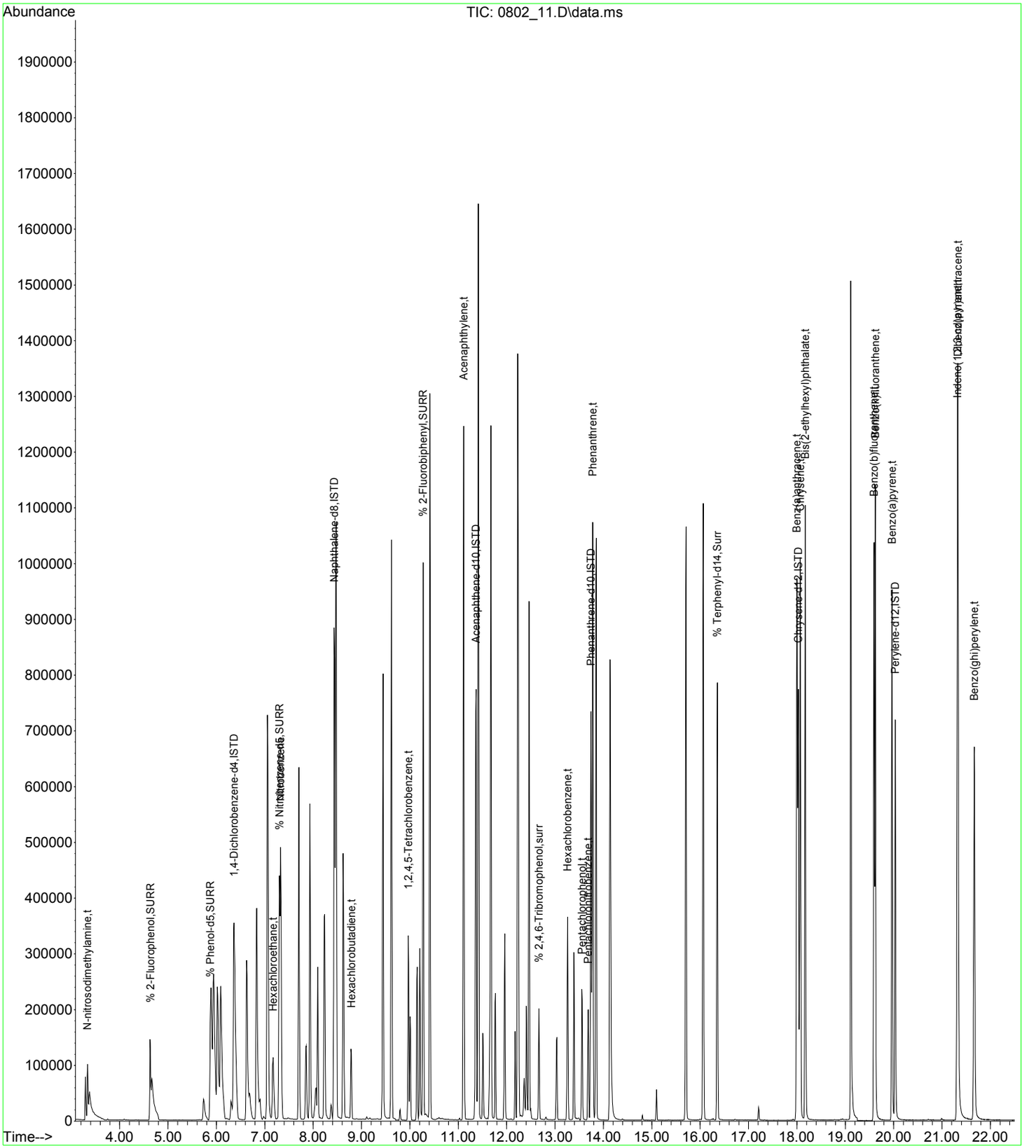

CLIENT ID

SEMIVOLATILE ORGANICS ANALYSIS DATA SHEET (FULL SCAN)

BB-2 MSD

Client: NETC Lab: Phoenix Env. Labs

SDG No.: GBY76292 Lab Sample ID: BY76293 MSD

Sample wt/vol: 1065 (g/mL) mL Lab File ID: 0802_14.D

Concentrated Extract Volume: 1000 (uL) Date Received: 08/01/17

% Moisture: n.a. Date Extracted: 08/01/17

Instrument: CHEM06 Inj. Vol. 1.0 (uL) Date Analyzed: 08/02/17

Purge Volume N pH: Dilution Factor: 1

Matrix: (soil/water) Water CONCENTRATION UNITS:(ug/L or ug/Kg) ug/L

CAS NO.	COMPOUND	CONC.	Q	MDL	PQL	R
110-86-1	Pyridine	18.52		1.2	1.2	r
108-95-2	Phenol	19.75		0.94	0.94	r
111-44-4	Bis(2-chloroethyl)ether	31.79		0.94	0.94	r
62-53-3	Aniline	32.60		4.7	4.7	r
95-57-8	2-Chlorophenol	34.58		0.94	0.94	r
541-73-1	1,3-Dichlorobenzene	19.77		0.94	0.94	r
106-46-7	1,4-Dichlorobenzene	20.16		0.94	0.94	r
95-50-1	1,2-Dichlorobenzene	21.89		0.94	0.94	r
95-48-7	2-Methylphenol (o-cresol)	34.86		0.94	0.94	r
39638-32-9	Bis(2-chloroisopropyl)ether	29.44		1.3	1.3	r
621-64-7	N-Nitrosodi-n-propylamine	39.79		1.5	1.5	r
HNX - M&P CRESOL	3&4-Methylphenol (m&p-cresol)	34.15		0.94	0.94	r
98-86-2	Acetophenone	36.88		1.5	1.5	r
78-59-1	Isophorone	37.93		1.3	1.3	r
88-75-5	2-Nitrophenol	34.02		0.94	0.94	r
105-67-9	2,4-Dimethylphenol	39.88		0.94	0.94	r
111-91-1	Bis(2-chloroethoxy)methane	39.06		1.3	1.3	r
65-85-0	Benzoic Acid	20.57		9.4	9.4	r
120-83-2	2,4-Dichlorophenol	40.83		0.94	0.94	r
120-82-1	1,2,4-Trichlorobenzene	26.50		1.4	1.4	r
91-20-3	Naphthalene	30.21		1.4	1.4	r
106-47-8	4-Chloroaniline	39.71		2.2	2.2	r
59-50-7	4-Chloro-3-methylphenol	43.23		0.94	0.94	r
91-57-6	2-Methylnaphthalene	31.96		1.4	1.4	r
77-47-4	Hexachlorocyclopentadiene	28.43		1.4	1.4	r
88-06-2	2,4,6-Trichlorophenol	46.21		0.94	0.94	r
95-95-4	2,4,5-Trichlorophenol	46.80		0.94	0.94	r
91-58-7	2-Chloronaphthalene	38.52		1.3	1.3	r
100-01-6	4-Nitroaniline	45.03		1.6	1.6	r
131-11-3	Dimethylphthalate	45.18		1.5	1.5	r
606-20-2	2,6-Dinitrotoluene	46.54		1.5	1.5	r
99-09-2	3-Nitroaniline	53.43		1.9	1.9	r
83-32-9	Acenaphthene	42.77		1.4	1.4	r
51-28-5	2,4-Dinitrophenol	77.93		0.94	0.94	r
132-64-9	Dibenzofuran	41.89		1.4	1.4	r
121-14-2	2,4-Dinitrotoluene	49.00		1.8	1.8	r

FORM I SV

r=Result Reported U=Not Detected D=Reported Dilution E/J=Estimated Value X=Not Used S=Lab Solvent

CLIENT ID

SEMIVOLATILE ORGANICS ANALYSIS DATA SHEET (FULL SCAN)

BB-2 MSD

Client: NETC Lab: Phoenix Env. Labs

SDG No.: GBY76292 Lab Sample ID: BY76293 MSD

Sample wt/vol: 1065 (g/mL) mL Lab File ID: 0802_14.D

Concentrated Extract Volume: 1000 (uL) Date Received: 08/01/17

% Moisture: n.a. Date Extracted: 08/01/17

Instrument: CHEM06 Inj. Vol. 1.0 (uL) Date Analyzed: 08/02/17

Purge Volume N pH: Dilution Factor: 1

Matrix: (soil/water) Water CONCENTRATION UNITS:(ug/L or ug/Kg) ug/L

CAS NO.	COMPOUND	CONC.	Q	MDL	PQL	R
100-02-7	4-Nitrophenol	20.47		0.94	0.94	r
84-66-2	Diethyl phthalate	46.21		1.5	1.5	r
86-73-7	Fluorene	44.07		1.5	1.5	r
7005-72-3	4-Chlorophenyl phenyl ether	43.79		1.6	1.6	r
88-74-4	2-Nitroaniline	60.57		1.9	1.9	r
534-52-1	4,6-Dinitro-2-methylphenol	61.95		0.94	0.94	r
86-30-6	N-Nitrosodiphenylamine	46.61		1.8	1.8	r
122-66-7	Azobenzene	41.85		1.5	1.5	r
101-55-3	4-Bromophenyl phenyl ether	46.16		1.4	1.4	r
120-12-7	Anthracene	46.71		1.5	1.5	r
86-74-8	Carbazole	47.75		3.6	3.6	r
84-74-2	Di-n-butylphthalate	47.15		1.2	1.2	r
206-44-0	Fluoranthene	46.64		1.5	1.5	r
92-87-5	Benzidine	2.8	U	2.8	2.8	r
129-00-0	Pyrene	49.10		1.6	1.6	r
85-68-7	Benzyl butyl phthalate	48.07		1.2	1.2	r
117-84-0	Di-n-octylphthalate	48.48		1.2	1.2	r
91-94-1	3,3'-dichlorobenzidine	34.51		2.2	2.2	r

FORM I SV

r=Result Reported U=Not Detected D=Reported Dilution E/J=Estimated Value X=Not Used S=Lab Solvent

Quantitation Report (QT Reviewed)

Data Path : H:\SV2017\CHEM06\08AUG\02\
Data File : 0802_14.D
Acq On : 2 Aug 2017 10:40 pm
Operator :
Client ID : BB-2 MSD
Lab ID : BY76293 MSD
ALS Vial : 12 Sample Multiplier: 1

Quant Time: Aug 03 10:03:25 2017
Quant Method : H:\SV2017\CHEM06\METHODS\SPLIT_0724.M
Quant Title : Semivolatiles by GC/MS - EPA Method 625/8270
QLast Update : Wed Aug 02 11:50:42 2017
Response via : Initial Calibration

Compound	R.T.	QIon	Response	Conc	Units		Dev(Min)
Internal Standards							
1) 1,4-Dichlorobenzene-d4	3.142	152	264514	40.000	ng		0.00
23) Naphthalene-d8	4.153	136	1123035	40.000	ng		0.00
41) Acenaphthene-d10	5.651	164	552189	40.000	ng		0.00
65) Phenanthrene-d10	6.926	188	941167	40.000	ng		0.00
81) Chrysene-d12	9.488	240	977799	40.000	ng		0.00
88) Perylene-d12	12.055	264	1070631	40.000	ng		0.00
System Monitoring Compounds							
5) % 2-Fluorophenol	2.308	112	257229	30.680	ng		0.00
Spiked Amount 75.000	Range 30 - 130		Recovery =	40.91%			
6) % Phenol-d5	2.913	99	244336	24.148	ng		0.00
Spiked Amount 75.000	Range 30 - 130		Recovery =	32.20%			
21) % Nitrobenzene-d5	3.594	82	330811	38.136	ng		0.00
Spiked Amount 50.000	Range 30 - 130		Recovery =	76.28%			
44) % 2-Fluorobiphenyl	5.075	172	786625	40.999	ng		0.00
Spiked Amount 50.000	Range 30 - 130		Recovery =	82.00%			
66) % 2,4,6-Tribromophenol	6.344	62	96560	74.076	ng		0.00
Spiked Amount 75.000	Range 30 - 130		Recovery =	98.77%			
80) % Terphenyl-d14	8.324	244	1086303	48.960	ng		0.00
Spiked Amount 50.000			Recovery =	97.92%			
Target Compounds							Qvalue
3) Pyridine	1.632	79	155621	19.722	ng		99
7) Phenol	2.925	94	209466	21.036	ng	#	7
8) Bis(2-chloroethyl)ether	2.972	93	267050	33.855	ng		99
9) Aniline	2.942	93	418133	34.721	ng	#	70
10) 2-Chlorophenol	3.019	128	330890	36.824	ng		98
11) 1,3-Dichlorobenzene	3.119	146	209789	21.054	ng		99
12) 1,4-Dichlorobenzene	3.154	146	215733	21.473	ng		99
14) 1,2-Dichlorobenzene	3.301	146	218491	23.312	ng		99
15) 2-Methylphenol (o-cresol)	3.359	107	259124	37.123	ng	#	89
16) Bis(2-chloroisopropyl)...	3.371	45	284985	31.349	ng		90
17) N-Nitrosodi-n-propylamine	3.483	70	235779	42.379	ng		97
18) 3&4-Methylphenol (m&p-...	3.471	107	340940	36.374	ng		94
19) Acetophenone	3.471	105	448532	39.276	ng		99
24) Isophorone	3.783	82	629662	40.392	ng		100
25) 2-Nitrophenol	3.859	81	61825	36.226	ng		73
26) 2,4-Dimethylphenol	3.894	107	332603	42.470	ng		99
27) Bis(2-chloroethoxy)met...	3.965	93	393789	41.596	ng		100
28) Benzoic Acid	3.988	105	126583	21.909	ng		97
29) 2,4-Dichlorophenol	4.053	162	309130	43.483	ng		99
30) 1,2,4-Trichlorobenzene	4.117	180	227759	28.228	ng		98
33) Naphthalene	4.164	128	818493	32.169	ng		100
34) 4-Chloroaniline	4.235	65	117867	42.294	ng		98
37) 4-Chloro-3-methylphenol	4.652	107	324694	46.043	ng		96
38) 2-Methylnaphthalene	4.740	142	615368	34.040	ng		99
39) Hexachlorocyclopentadiene	4.934	237	158979	30.273	ng		99
42) 2,4,6-Trichlorophenol	5.016	196	248810	49.209	ng		99
43) 2,4,5-Trichlorophenol	5.052	196	265357	49.838	ng		97
45) 2-Chloronaphthalene	5.157	162	664393	41.025	ng		98
46) 4-Nitroaniline	5.287	65	209138	47.961	ng		99
48) Dimethylphthalate	5.463	163	853435	48.115	ng		100
49) 2,6-Dinitrotoluene	5.528	165	199399	49.563	ng		95
51) 3-Nitroaniline	5.645	138	227700	56.899	ng		94
52) Acenaphthene	5.680	154	690040	45.546	ng		99
53) 2,4-Dinitrophenol	5.733	184	132342	82.991	ng		99
54) Dibenzofuran	5.815	168	1002129	44.613	ng		90
55) 2,4-Dinitrotoluene	5.862	165	275506	52.180	ng		97
56) 4-Nitrophenol	5.810	65	66138	21.799	ng		100
58) Diethyl phthalate	6.074	149	836336	49.211	ng		100
59) Fluorene	6.115	166	874563	46.937	ng		99
60) 4-Chlorophenyl phenyl ...	6.115	204	411311	46.641	ng		99

Quantitation Report (QT Reviewed)

Data Path : H:\SV2017\CHEM06\08AUG\02\
Data File : 0802_14.D
Acq On : 2 Aug 2017 10:40 pm
Operator :
Client ID : BB-2 MSD
Lab ID : BY76293 MSD
ALS Vial : 12 Sample Multiplier: 1

Quant Time: Aug 03 10:03:25 2017
Quant Method : H:\SV2017\CHEM06\METHODS\SPLIT_0724.M
Quant Title : Semivolatiles by GC/MS - EPA Method 625/8270
QLast Update : Wed Aug 02 11:50:42 2017
Response via : Initial Calibration

Compound	R.T.	QIon	Response	Conc	Units		Dev(Min)
61) 2-Nitroaniline	6.186	108	125680	64.503	ng		97
62) 4,6-Dinitro-2-methylph...	6.215	198	175318	65.976	ng		97
63) N-Nitrosodiphenylamine	6.233	169	651522	49.642	ng		99
64) Azobenzene	6.250	77	841591	44.569	ng		99
67) 4-Bromophenyl phenyl e...	6.532	248	281201	49.163	ng		98
73) Anthracene	6.985	178	1256888	49.747	ng		100
74) Carbazole	7.137	167	1172324	50.851	ng		100
75) Di-n-butylphthalate	7.478	149	1402163	50.211	ng		100
77) Fluoranthene	7.984	202	1382815	49.669	ng		100
78) Benzidine	8.107	184	596	0.028	ng	#	84
79) Pyrene	8.177	202	1465245	52.292	ng		99
82) Benzyl butyl phthalate	8.841	149	625159	51.198	ng		98
86) Di-n-octylphthalate	10.610	149	1455269	51.634	ng		99
87) 3,3'-dichlorobenzidine	9.470	252	333790	36.751	ng		100

(#)out of range (m)manual integration reviewed by analyst (+)signals summed

Quantitation Report (QT Reviewed)

Data Path : H:\SV2017\CHEM06\08AUG\02\
Data File : 0802_14.D
Acq On : 2 Aug 2017 10:40 pm
Operator :
Client ID : BB-2 MSD
Lab ID : BY76293 MSD
ALS Vial : 12 Sample Multiplier: 1

Quant Time: Aug 03 10:03:25 2017
Quant Method : H:\SV2017\CHEM06\METHODS\SPLIT_0724.M
Quant Title : Semivolatiles by GC/MS - EPA Method 625/8270
QLast Update : Wed Aug 02 11:50:42 2017
Response via : Initial Calibration

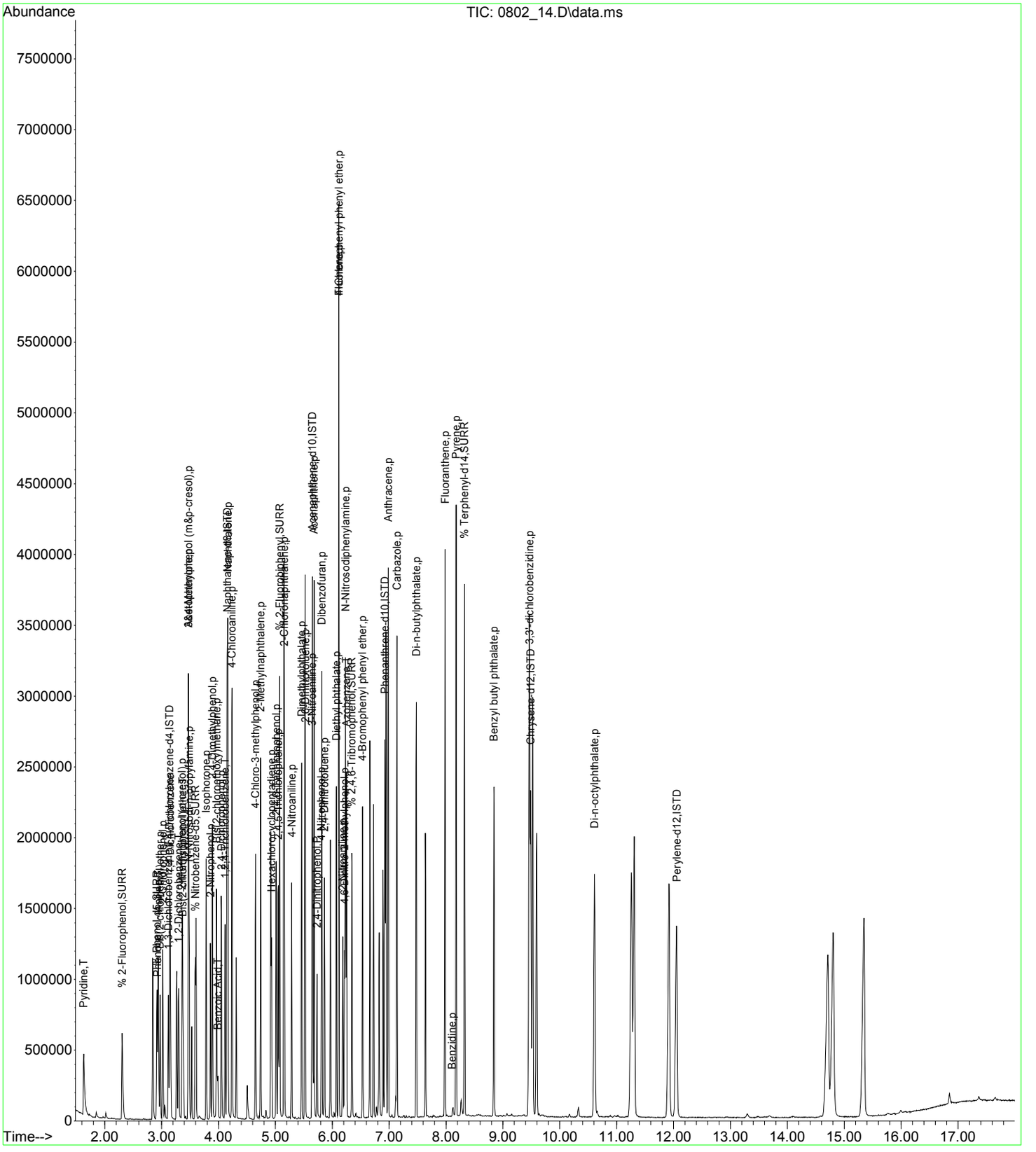

CLIENT ID

SEMIVOLATILE ORGANICS ANALYSIS DATA SHEET (SIM SCAN)

BY76293 BLANK

Client: NETC Lab: Phoenix Env. Labs

SDG No.: GBY76292 Lab Sample ID: BY76293 BL

Sample wt/vol: 1000 (g/mL) mL Lab File ID: 0802_04.D

Concentrated Extract Volume: 1000 (uL) Date Received: 08/01/17

% Moisture: n.a. Date Extracted: 08/01/17

Instrument: CHEM07 Inj. Vol. 1.0 (uL) Date Analyzed: 08/02/17

Purge Volume N pH: Dilution Factor: 1

Matrix: (soil/water) Water CONCENTRATION UNITS:(ug/L or ug/Kg) ug/L

CAS NO.	COMPOUND	CONC.	Q	MDL	PQL	R
62-75-9	N-nitrosodimethylamine	0.05	U	0.05	0.05	r
67-72-1	Hexachloroethane	0.05	U	0.05	0.05	r
98-95-3	Nitrobenzene	0.05	B	0.05	0.05	r
87-68-3	Hexachlorobutadiene	0.05	U	0.05	0.05	r
95-94-3	1,2,4,5-Tetrachlorobenzene	0.50	U	0.50	0.50	r
208-96-8	Acenaphthylene	0.02	U	0.02	0.02	r
118-74-1	Hexachlorobenzene	0.02	U	0.02	0.02	r
87-86-5	Pentachlorophenol	0.20	U	0.20	0.20	r
82-68-8	Pentachloronitrobenzene	0.10	U	0.10	0.10	r
85-01-8	Phenanthrene	0.02	U	0.02	0.02	r
117-81-7	Bis(2-ethylhexyl)phthalate	0.10	U	0.10	0.10	r
56-55-3	Benz(a)anthracene	0.02	U	0.02	0.02	r
218-01-9	Chrysene	0.02	U	0.02	0.02	r
205-99-2	Benzo(b)fluoranthene	0.02	U	0.02	0.02	r
207-08-9	Benzo(k)fluoranthene	0.02	U	0.02	0.02	r
50-32-8	Benzo(a)pyrene	0.02	U	0.02	0.02	r
193-39-5	Indeno(1,2,3-cd)pyrene	0.02	U	0.02	0.02	r
53-70-3	Dibenz(a,h)anthracene	0.01	U	0.01	0.01	r
191-24-2	Benzo(ghi)perylene	0.02	U	0.02	0.02	r

FORM I SV

r=Result Reported U=Not Detected D=Reported Dilution E/J=Estimated Value X=Not Used S=Lab Solvent

Quantitation Report (QT Reviewed)

Data Path : H:\SV2017\CHEM07\08AUG\02\
Data File : 0802_04.D
Acq On : 2 Aug 2017 9:22 am
Operator :
Client ID : BY76293 BLANK
Lab ID : BY76293 BLANK
ALS Vial : 4 Sample Multiplier: 1

Quant Time: Aug 02 10:10:18 2017
Quant Method : H:\SV2017\CHEM07\METHODS\SIM_0725.M
Quant Title : Semivolatiles by GC/MS - EPA Method 625/8270
QLast Update : Tue Aug 01 09:46:08 2017
Response via : Initial Calibration

Compound	R.T.	QIon	Response	Conc	Units	Dev(Min)
Internal Standards						
1) 1,4-Dichlorobenzene-d4	6.372	150	357748	4.000	ng	0.00
12) Naphthalene-d8	8.445	136	921109	4.000	ng	0.00
23) Acenaphthene-d10	11.368	164	466172	4.000	ng	0.00
36) Phenanthrene-d10	13.743	188	683425	4.000	ng	0.00
48) Chrysene-d12	18.025	240	528682	4.000	ng	-0.01
52) Perylene-d12	20.038	264	557520	4.000	ng	0.00
System Monitoring Compounds						
4) % 2-Fluorophenol	4.667	112	222251	3.899	ng	0.03
Spiked Amount 7.500			Recovery =	52.00%		
5) % Phenol-d5	5.888	99	195454	2.657	ng	0.00
Spiked Amount 7.500			Recovery =	35.47%		
11) % Nitrobenzene-d5	7.303	82	282024	3.915	ng	0.00
Spiked Amount 5.000			Recovery =	78.20%		
26) % 2-Fluorobiphenyl	10.274	172	560760	3.372	ng	0.00
Spiked Amount 5.000			Recovery =	67.40%		
37) % 2,4,6-Tribromophenol	12.667	330	71551	4.715	ng	0.00
Spiked Amount 7.500			Recovery =	62.93%		
47) % Terphenyl-d14	16.356	244	508485	4.370	ng	0.00
Spiked Amount 5.000			Recovery =	87.40%		
Target Compounds						Qvalue
6) Phenol	5.904	94	18797	0.229	ng	# 57
13) Nitrobenzene	7.336	77	3835	0.050	ng	# 85
20) 2-Methylnaphthalene	9.619	142	4377	0.028	ng	97

(#)out of range (m)manual integration reviewed by analyst (+)signals summed

Quantitation Report (QT Reviewed)

Data Path : H:\SV2017\CHEM07\08AUG\02\
Data File : 0802_04.D
Acq On : 2 Aug 2017 9:22 am
Operator :
Client ID : BY76293 BLANK
Lab ID : BY76293 BLANK
ALS Vial : 4 Sample Multiplier: 1

Quant Time: Aug 02 10:10:18 2017
Quant Method : H:\SV2017\CHEM07\METHODS\SIM_0725.M
Quant Title : Semivolatiles by GC/MS - EPA Method 625/8270
QLast Update : Tue Aug 01 09:46:08 2017
Response via : Initial Calibration



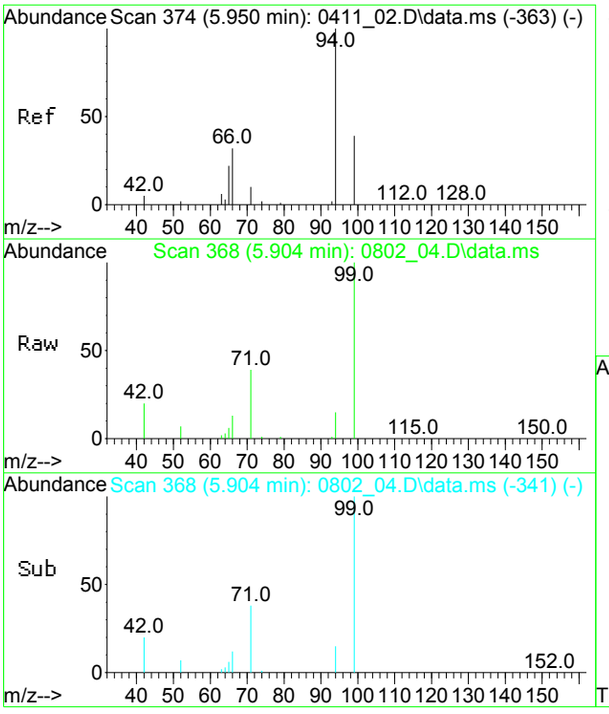

#6
Phenol
Concen: 0.23 ng
RT: 5.904 min Scan# 368
Delta R.T. 0.008 min
Lab File: 0802_04.D
Acq: 2 Aug 2017 9:22 am

Tgt Ion: 94 Resp: 18797

Ion	Ratio	Lower	Upper
94	100		
65	45.2	16.8	31.2#

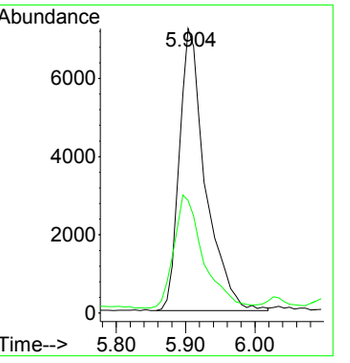

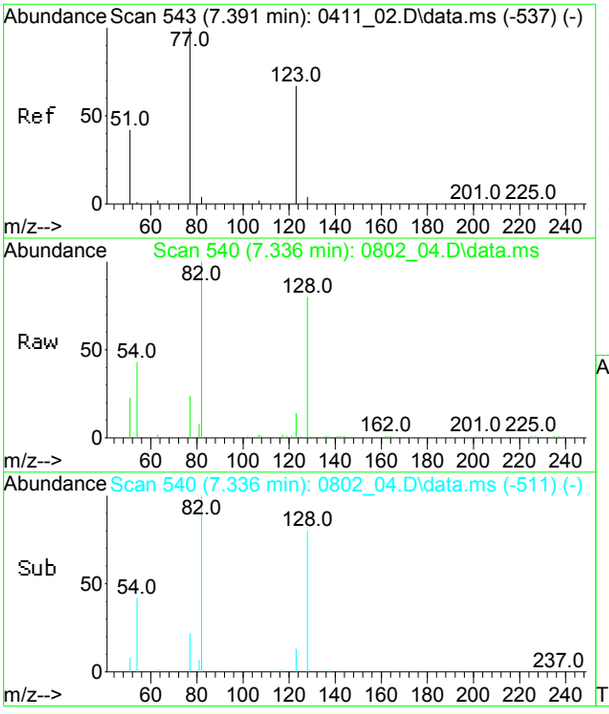

#13
Nitrobenzene
Concen: 0.05 ng
RT: 7.336 min Scan# 540
Delta R.T. 0.011 min
Lab File: 0802_04.D
Acq: 2 Aug 2017 9:22 am

Tgt Ion: 77 Resp: 3835

Ion	Ratio	Lower	Upper
77	100		
51	68.5	36.4	67.6#
123	44.9	34.6	64.3

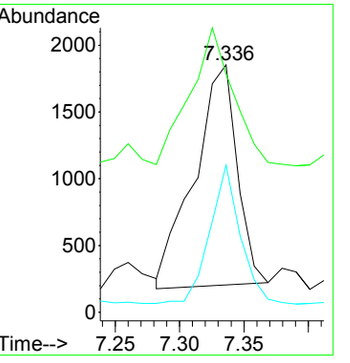

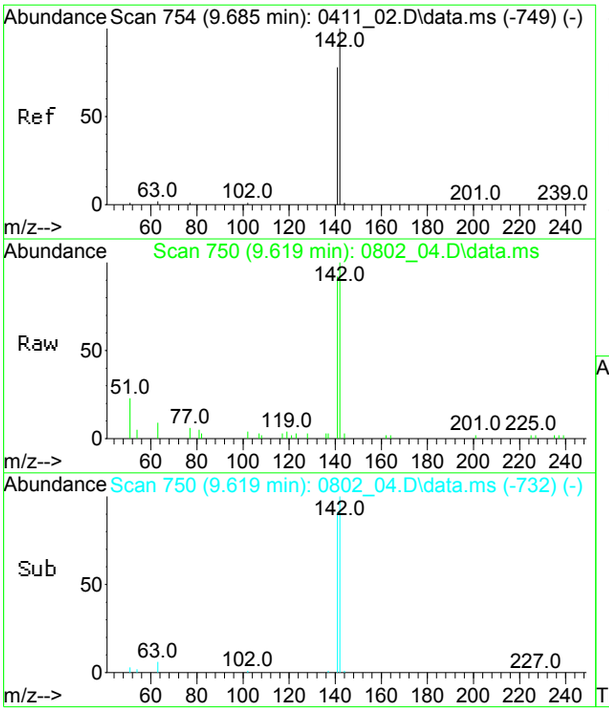

#20
2-Methylnaphthalene
Concen: 0.03 ng
RT: 9.619 min Scan# 750
Delta R.T. 0.000 min
Lab File: 0802_04.D
Acq: 2 Aug 2017 9:22 am

Tgt Ion:142 Resp: 4377

Ion	Ratio	Lower	Upper
142	100		
141	86.7	58.6	108.8

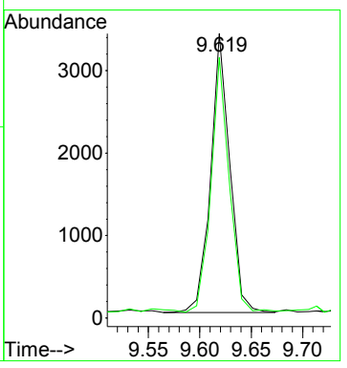

CLIENT ID

SEMIVOLATILE ORGANICS ANALYSIS DATA SHEET (FULL SCAN)

BY76293 BLANK

Client: NETC Lab: Phoenix Env. Labs

SDG No.: GBY76292 Lab Sample ID: BY76293 BL

Sample wt/vol: 1000 (g/mL) mL Lab File ID: 0802_05.D

Concentrated Extract Volume: 1000 (uL) Date Received: 08/01/17

% Moisture: n.a. Date Extracted: 08/01/17

Instrument: CHEM06 Inj. Vol. 1.0 (uL) Date Analyzed: 08/02/17

Purge Volume N pH: Dilution Factor: 1

Matrix: (soil/water) Water CONCENTRATION UNITS:(ug/L or ug/Kg) ug/L

CAS NO.	COMPOUND	CONC.	Q	MDL	PQL	R
110-86-1	Pyridine	5.0	U	1.2	5.0	r
108-95-2	Phenol	1.0	U	1.0	1.0	r
111-44-4	Bis(2-chloroethyl)ether	1.0	U	1.0	1.0	r
62-53-3	Aniline	3.5	U	15	3.5	r
95-57-8	2-Chlorophenol	1.0	U	1.0	1.0	r
541-73-1	1,3-Dichlorobenzene	1.0	U	1.0	1.0	r
106-46-7	1,4-Dichlorobenzene	1.0	U	1.0	1.0	r
95-50-1	1,2-Dichlorobenzene	1.0	U	1.0	1.0	r
95-48-7	2-Methylphenol (o-cresol)	1.0	U	1.0	1.0	r
39638-32-9	Bis(2-chloroisopropyl)ether	1.0	U	1.4	1.0	r
621-64-7	N-Nitrosodi-n-propylamine	3.5	U	1.6	3.5	r
HNX - M&P CRESOL	3&4-Methylphenol (m&p-cresol)	1.0	U	1.0	1.0	r
98-86-2	Acetophenone	3.5	U	1.6	3.5	r
78-59-1	Isophorone	3.5	U	1.4	3.5	r
88-75-5	2-Nitrophenol	1.0	U	1.0	1.0	r
105-67-9	2,4-Dimethylphenol	1.0	U	1.0	1.0	r
111-91-1	Bis(2-chloroethoxy)methane	3.5	U	1.4	3.5	r
65-85-0	Benzoic Acid	10	U	10	10	r
120-83-2	2,4-Dichlorophenol	1.0	U	1.0	1.0	r
120-82-1	1,2,4-Trichlorobenzene	3.5	U	1.5	3.5	r
91-20-3	Naphthalene	1.5	U	1.4	1.5	r
106-47-8	4-Chloroaniline	3.5	U	2.3	3.5	r
59-50-7	4-Chloro-3-methylphenol	1.0	U	1.0	1.0	r
91-57-6	2-Methylnaphthalene	3.5	U	1.5	3.5	r
77-47-4	Hexachlorocyclopentadiene	3.5	U	1.5	3.5	r
88-06-2	2,4,6-Trichlorophenol	1.0	U	1.0	1.0	r
95-95-4	2,4,5-Trichlorophenol	1.0	U	1.0	1.0	r
91-58-7	2-Chloronaphthalene	3.5	U	1.4	3.5	r
100-01-6	4-Nitroaniline	5.0	U	1.7	5.0	r
131-11-3	Dimethylphthalate	1.5	U	1.5	1.5	r
606-20-2	2,6-Dinitrotoluene	3.5	U	1.6	3.5	r
99-09-2	3-Nitroaniline	5.0	U	11	5.0	r
83-32-9	Acenaphthene	1.5	U	1.5	1.5	r
51-28-5	2,4-Dinitrophenol	1.0	U	1.0	1.0	r
132-64-9	Dibenzofuran	3.5	U	1.5	3.5	r
121-14-2	2,4-Dinitrotoluene	3.5	U	2.0	3.5	r

FORM I SV

r=Result Reported U=Not Detected D=Reported Dilution E/J=Estimated Value X=Not Used S=Lab Solvent

CLIENT ID

SEMIVOLATILE ORGANICS ANALYSIS DATA SHEET (FULL SCAN)

BY76293 BLANK

Client: NETC Lab: Phoenix Env. Labs

SDG No.: GBY76292 Lab Sample ID: BY76293 BL

Sample wt/vol: 1000 (g/mL) mL Lab File ID: 0802_05.D

Concentrated Extract Volume: 1000 (uL) Date Received: 08/01/17

% Moisture: n.a. Date Extracted: 08/01/17

Instrument: CHEM06 Inj. Vol. 1.0 (uL) Date Analyzed: 08/02/17

Purge Volume N pH: Dilution Factor: 1

Matrix: (soil/water) Water CONCENTRATION UNITS:(ug/L or ug/Kg) ug/L

CAS NO.	COMPOUND	CONC.	Q	MDL	PQL	R
100-02-7	4-Nitrophenol	1.0	U	1.0	1.0	r
84-66-2	Diethyl phthalate	1.5	U	1.5	1.5	r
86-73-7	Fluorene	1.5	U	1.5	1.5	r
7005-72-3	4-Chlorophenyl phenyl ether	1.0	U	1.7	1.0	r
88-74-4	2-Nitroaniline	3.5	U	5.0	3.5	r
534-52-1	4,6-Dinitro-2-methylphenol	1.0	U	1.0	1.0	r
86-30-6	N-Nitrosodiphenylamine	3.5	U	1.9	3.5	r
122-66-7	Azobenzene	1.6	U	1.6	1.6	r
101-55-3	4-Bromophenyl phenyl ether	3.5	U	1.5	3.5	r
120-12-7	Anthracene	1.5	U	1.5	1.5	r
86-74-8	Carbazole	5.0	U	3.8	5.0	r
84-74-2	Di-n-butylphthalate	1.5	U	1.3	1.5	r
206-44-0	Fluoranthene	1.5	U	1.5	1.5	r
92-87-5	Benzidine	4.5	U	2.9	4.5	r
129-00-0	Pyrene	1.5	U	1.5	1.5	r
85-68-7	Benzyl butyl phthalate	1.5	U	1.3	1.5	r
117-84-0	Di-n-octylphthalate	1.5	U	1.3	1.5	r
91-94-1	3,3'-dichlorobenzidine	5.0	U	2.4	5.0	r

FORM I SV

r=Result Reported U=Not Detected D=Reported Dilution E/J=Estimated Value X=Not Used S=Lab Solvent

Quantitation Report (QT Reviewed)

Data Path : H:\SV2017\CHEM06\08AUG\02\
Data File : 0802_05.D
Acq On : 2 Aug 2017 7:05 pm
Operator :
Client ID : BY76293 BLANK
Lab ID : BY76293 BLANK
ALS Vial : 3 Sample Multiplier: 1

Quant Time: Aug 03 10:03:09 2017
Quant Method : H:\SV2017\CHEM06\METHODS\SPLIT_0724.M
Quant Title : Semivolatiles by GC/MS - EPA Method 625/8270
QLast Update : Wed Aug 02 11:50:42 2017
Response via : Initial Calibration

Compound	R.T.	QIon	Response	Conc	Units	Dev(Min)
Internal Standards						
1) 1,4-Dichlorobenzene-d4	3.148	152	271395	40.000	ng	0.00
23) Naphthalene-d8	4.152	136	1046838	40.000	ng	0.00
41) Acenaphthene-d10	5.651	164	592918	40.000	ng	0.00
65) Phenanthrene-d10	6.926	188	1038700	40.000	ng	0.00
81) Chrysene-d12	9.488	240	1116437	40.000	ng	0.00
88) Perylene-d12	12.055	264	1271492	40.000	ng	0.00
System Monitoring Compounds						
5) % 2-Fluorophenol	2.308	112	28721	3.339	ng	0.00
Spiked Amount 7.500	Range 30 - 130		Recovery = 44.53%			
6) % Phenol-d5	2.913	99	25882	2.493	ng	0.00
Spiked Amount 7.500	Range 30 - 130		Recovery = 33.20%			
21) % Nitrobenzene-d5	3.588	82	31959	3.591	ng	0.00
Spiked Amount 5.000	Range 30 - 130		Recovery = 71.80%			
44) % 2-Fluorobiphenyl	5.075	172	70839	3.439	ng	0.00
Spiked Amount 5.000	Range 30 - 130		Recovery = 68.80%			
66) % 2,4,6-Tribromophenol	6.344	62	8042	5.590	ng	0.00
Spiked Amount 7.500	Range 30 - 130		Recovery = 74.53%			
80) % Terphenyl-d14	8.324	244	107555	4.392	ng	0.00
Spiked Amount 5.000			Recovery = 87.80%			
Target Compounds						Qvalue

(#)out of range (m)manual integration reviewed by analyst (+)signals summed

Quantitation Report (QT Reviewed)

Data Path : H:\SV2017\CHEM06\08AUG\02\
Data File : 0802_05.D
Acq On : 2 Aug 2017 7:05 pm
Operator :
Client ID : BY76293 BLANK
Lab ID : BY76293 BLANK
ALS Vial : 3 Sample Multiplier: 1

Quant Time: Aug 03 10:03:09 2017
Quant Method : H:\SV2017\CHEM06\METHODS\SPLIT_0724.M
Quant Title : Semivolatiles by GC/MS - EPA Method 625/8270
QLast Update : Wed Aug 02 11:50:42 2017
Response via : Initial Calibration



Injection Log

Data Directory: H:\SV2017\CHEM06\07JUL\24\

Line	Vl	FileName	SampleName	MiscInfo	Injection Time
1)	1	0724_01.D	DFTPP TUNE	50PPM DFTPP;16B	07/24/17 8:09
2)	2	0724_02.D	ICAL 30	30PPM 8270;MIX A	07/24/17 8:32
3)	3	0724_03.D	ICAL 100	100PPM 8270;MIX A	07/24/17 11:13
4)	4	0724_04.D	ICAL 70	70PPM 8270;MIX A	07/24/17 11:36
5)	5	0724_05.D	ICAL 50	50PPM 8270;MIX A	07/24/17 11:59
6)	6	0724_06.D	ICAL 20	20PPM 8270;MIX A	07/24/17 12:23
7)	7	0724_07.D	ICAL 10	10PPM 8270;MIX A	07/24/17 12:46
8)	8	0724_08.D	ICAL 3.5	3.5PPM 8270;MIX A	07/24/17 13:09
9)	9	0724_09.D	ICAL 1	1.0PPM 8270;MIX A	07/24/17 13:33
10)	10	0724_10.D	ICAL 30	30PPM 8270;MIX BENZI	07/24/17 13:56
11)	11	0724_11.D	ICAL 100	100PPM 8270;MIX BENZ	07/24/17 14:19
12)	12	0724_12.D	ICAL 70	70PPM 8270;MIX BENZI	07/24/17 14:43
13)	13	0724_13.D	ICAL 50	50PPM 8270;MIX BENZI	07/24/17 15:06
14)	14	0724_14.D	ICAL 20	20PPM 8270;MIX BENZI	07/24/17 15:30
15)	15	0724_15.D	ICAL 10	10PPM 8270;MIX BENZI	07/24/17 15:53
16)	16	0724_16.D	ICAL 3.5	3.5PPM 8270;MIX BENZ	07/24/17 16:16
17)	17	0724_17.D	ICAL 1	1.0PPM 8270;MIX BENZ	07/24/17 16:40
18)	18	0724_18.D	50PPM CVS;		07/24/17 17:03
19)	19	0724_19.D	50PPM DFTPP;17C		07/24/17 19:39
20)	2	0724_20.D	30PPM 8270;MIXA		07/24/17 20:02
21)	3	0724_21.D	BLK 69266 A SVPAH 7/24		07/24/17 20:26
22)	4	0724_22.D	LCS 69266 A SVPAH 7/24		07/24/17 20:49
23)	5	0724_23.D	LCSD 69266 A SVPAH 7/24		07/24/17 21:12
24)	6	0724_24.D	MS 69266 A SVPAH 7/24		07/24/17 21:36
25)	7	0724_25.D	MSD 69266 A SVPAH 7/24		07/24/17 21:59
26)	8	0724_26.D	69266 A SVPAH 7/24		07/24/17 22:22
27)	9	0724_27.D	69364 A SVPAH 7/24		07/24/17 22:46
28)	10	0724_28.D	69365 A SVPAH 7/24		07/24/17 23:09
29)	11	0724_29.D	69366 A SVPAH 7/24		07/24/17 23:32
30)	12	0724_30.D	69367 A SVPAH 7/24		07/24/17 23:56
31)	13	0724_31.D	70758 A SVPAH 7/24		07/25/17 0:19
32)	14	0724_32.D	70759 A SVPAH 7/24		07/25/17 0:42
33)	15	0724_33.D	69368 A SVPAH 7/24		07/25/17 1:06
34)	16	0724_34.D	70156 A SVPAH 7/24		07/25/17 1:29
35)	17	0724_35.D	70158 A SVPAH 7/24		07/25/17 1:52
36)	18	0724_36.D	70159 A SVPAH 7/24		07/25/17 2:15
37)	19	0724_37.D	71121 A SVPAH 7/24		07/25/17 2:39
38)	20	0724_38.D	71038 20X A SVPAH 7/24 1S		07/25/17 3:02
39)	2	0724_39.D	30PPM 8270;MIXA		07/25/17 3:25

Injection Log

Data Directory: H:\SV2017\CHEM06\08AUG\02\

Line	Vl	FileName	SampleName	MiscInfo	Injection Time
1)	1	0802_01.D	50PPM DFTPP;17C		08/02/17 8:00
2)	2	0802_02.D	30PPM 8270;MIX A		08/02/17 8:24
3)	1	0802_03.D	DFTPP TUNE	50PPM DFTPP;17C	08/02/17 18:17
4)	2	0802_04.D	CCAL 30	30PPM 8270;MIX A	08/02/17 18:41
5)	3	0802_05.D	BY76293 BLANK	BY76293 BLANK	08/02/17 19:05
6)	4	0802_06.D	BLK 75447 W SEPSIM 7/31 D		08/02/17 19:29
7)	5	0802_07.D	BLK 76605 A SV 8/2 DP		08/02/17 19:53
8)	6	0802_08.D	LCS 75447 W SEPSIM 7/31 D		08/02/17 20:17
9)	7	0802_09.D	LCSD 75447 W SEPSIM 7/31		08/02/17 20:41
10)	8	0802_10.D	BY76293 LCS	BY76293 LCS	08/02/17 21:05
11)	9	0802_11.D	LCS 76605 A SV 8/2 DP		08/02/17 21:29
12)	10	0802_12.D	LCSD 76605 A SV 8/2 DP		08/02/17 21:53
13)	11	0802_13.D	BB-2 MS	BY76293 MS	08/02/17 22:17
14)	12	0802_14.D	BB-2 MSD	BY76293 MSD	08/02/17 22:40
15)	13	0802_15.D	BB-2	BY76293	08/02/17 23:04
16)	14	0802_16.D	MS 76605 A SV 8/2 DP		08/02/17 23:28
17)	15	0802_17.D	MSD 76605 A SV 8/2 DP		08/02/17 23:51
18)	16	0802_18.D	76605 A SV 8/2 DP		08/03/17 0:15
19)	17	0802_19.D	76604 A SV 8/2 DP		08/03/17 0:38
20)	18	0802_20.D	76608 A SV 8/2 DP		08/03/17 1:02
21)	19	0802_21.D	76609 A SV 8/2 DP		08/03/17 1:25
22)	20	0802_22.D	76610 A SV 8/2 DP		08/03/17 1:49
23)	21	0802_23.D	76611 A SV 8/2 DP		08/03/17 2:12
24)	22	0802_24.D	76612 A SV 8/2 DP		08/03/17 2:36
25)	23	0802_25.D	76614 A SV 8/2 DP		08/03/17 2:59
26)	24	0802_26.D	76616 A SV 8/2 DP		08/03/17 3:23
27)	25	0802_27.D	76620 A SV 8/2 DP		08/03/17 3:46
28)	26	0802_28.D	76625 A SV 8/2 DP		08/03/17 4:10
29)	27	0802_29.D	76626 A SV 8/2 DP		08/03/17 4:33
30)	28	0802_30.D	76622 A SV 8/2 DP		08/03/17 4:57
31)	29	0802_31.D	CCAL 30	30PPM 8270;MIX A	08/03/17 5:20

Injection Log

Data Directory: H:\SV2017\CHEM07\07JUL\25\

Line	Vl	FileName	SampleName	MiscInfo	Injection Time
1)	2	TEST_01.D	2.5PPM 8270;16O		07/25/17 10:47
2)	2	TEST_02.D	2.5PPM 8270;16O		07/25/17 11:28
3)	1	0725_01.D	DFTPP TUNE	50PPM DFTPP;16B	07/25/17 12:08
4)	2	0725_02.D	ICAL 2.5	2.5PPM 8270;16O	07/25/17 12:34
5)	3	0725_03.D	ICAL 10	10PPM 8270;	07/25/17 13:06
6)	4	0725_04.D	ICAL 5	5PPM 8270;	07/25/17 13:34
7)	5	0725_05.D	ICAL 1	1PPM 8270;	07/25/17 14:02
8)	6	0725_06.D	ICAL 0.5	0.5PPM 8270;	07/25/17 14:29
9)	7	0725_07.D	ICAL 0.25	0.25PPM 8270;	07/25/17 14:57
10)	8	0725_08.D	ICAL 0.05	0.05PPM 8270;	07/25/17 15:24
11)	9	0725_09.D	ICAL 0.02	0.02PPM 8270;	07/25/17 15:52
12)	10	0725_10.D	0.01PPM 8270;		07/25/17 16:20
13)	11	0725_11.D	5PPM CVS		07/25/17 16:47

Injection Log

Data Directory: H:\SV2017\CHEM07\08AUG\02\

Line	Vl	FileName	SampleName	MiscInfo	Injection Time
1)	0	0802_19A.D	*** No MS or GC data present ***		N/A
2)	0	0802_19.D	*** No MS or GC data present ***		N/A
3)	0	0802_21.D	*** No MS or GC data present ***		N/A
4)	0	0802_29.D	*** No MS or GC data present ***		N/A
5)	1	0802_01.D	DFTPP TUNE	50PPM DFTPP;16B	08/02/17 8:01
6)	2	0802_02.D	CCAL 2.5	2.5PPM 8270;16O	08/02/17 8:27
7)	3	0802_03.D	BLANK		08/02/17 8:54
8)	4	0802_04.D	BY76293 BLANK	BY76293 BLANK	08/02/17 9:22
9)	15	0802_05.D	BLK 75447 W SIM DP 7/31 1		08/02/17 9:49
10)	16	0802_06.D	LCS 75447 10X W SIM DP 7/		08/02/17 10:17
11)	17	0802_07.D	LCSD 75447 10X W SIM DP 7		08/02/17 10:44
12)	5	0802_08.D	LCS 76293 10X W SIM DP 8/		08/02/17 11:12
13)	6	0802_09.D	BY76293 LCS	BY76293 LCS 10X	08/02/17 11:39
14)	7	0802_10.D	BB-2 MS	BY76293 MS 10X	08/02/17 12:07
15)	8	0802_11.D	BB-2 MSD	BY76293 MSD 10X	08/02/17 12:34
16)	3	0802_12.D	BLANK		08/02/17 13:02
17)	9	0802_13.D	BB-2	BY76293	08/02/17 13:30
18)	10	0802_14.D	BB-2 DUP	BY76294	08/02/17 13:57
19)	11	0802_15.D	MW-6	BY76295	08/02/17 14:25
20)	12	0802_16.D	NE-1	BY76297	08/02/17 14:52
21)	13	0802_17.D	B4-1	BY76298	08/02/17 15:20
22)	14	0802_18.D	MW-1	BY76299	08/02/17 15:47
23)	16	0802_20.D	LCS 75447 10X W SIM DP 7/		08/02/17 17:15
24)	17	0802_21B.D	LCSD 75447 10X W SIM DP 7		08/02/17 17:56
25)	18	0802_22.D	75447 W SIM DP 7/31 1ST R		08/02/17 18:24
26)	19	0802_23.D	75450 W SIM DP 7/31 1ST R		08/02/17 18:53
27)	20	0802_24.D	75451 W SIM DP 7/31 1ST R		08/02/17 19:21
28)	21	0802_25.D	75452 W SIM DP 7/31 1ST R		08/02/17 19:50
29)	22	0802_26.D	74813 W SIM 7/31 1ST RUN		08/02/17 20:18
30)	23	0802_27.D	75363 W SIM 7/31 1ST RUN		08/02/17 20:47
31)	24	0802_28.D	CCAL 2.5	2.5PPM 8270;16O	08/02/17 21:15

Injection Log

Data Directory: H:\SV2017\CHEM25\07JUL\20\

Line	Vl	FileName	SampleName	MiscInfo	Injection Time
1)	1	0720_01.D	DFTPP TUNE	50PPM DFTPP;16B	07/20/17 7:08
2)	2	0720_02.D	ICAL 30	30PPM 8270;MIX A	07/20/17 7:30
3)	3	0720_03.D	ICAL 100	100PPM 8270;MIX A	07/20/17 7:53
4)	4	0720_04.D	ICAL 70	70PPM 8270;MIX A	07/20/17 8:15
5)	5	0720_05.D	ICAL 50	50PPM 8270;MIX A	07/20/17 8:38
6)	6	0720_06.D	ICAL 20	20PPM 8270;MIX A	07/20/17 9:01
7)	7	0720_07.D	ICAL 10	10PPM 8270;MIX A	07/20/17 9:23
8)	8	0720_08.D	ICAL 3.5	3.5PPM 8270;MIX A	07/20/17 9:46
9)	9	0720_09.D	ICAL 1	1.0PPM 8270;MIX A	07/20/17 10:08
10)	10	0720_10.D	ICAL 30	30PPM BENZIDINE	07/20/17 10:31
11)	11	0720_11.D	ICAL 100	100PPM BENZIDINE	07/20/17 10:54
12)	12	0720_12.D	ICAL 70	70PPM BENZIDINE	07/20/17 11:16
13)	13	0720_13.D	ICAL 50	50PPM BENZIDINE	07/20/17 11:39
14)	14	0720_14.D	ICAL 20	20PPM BENZIDINE	07/20/17 12:02
15)	15	0720_15.D	ICAL 10	10PPM BENZIDINE	07/20/17 12:24
16)	16	0720_16.D	ICAL 3.5	3.5PPM BENZIDINE	07/20/17 12:47
17)	17	0720_17.D	1.0PPM BENZIDINE	1.0PPM BENZIDINE	07/20/17 13:10
18)	18	0720_18.D	50PPM CVS;		07/20/17 13:32
19)	1	0720_19.D	50PPM DFTPP;17C		07/20/17 20:29
20)	2	0720_20.D	30PPM 8270;MIX A		07/20/17 20:51
21)	3	0720_21.D	BLK 68341 A SVPAH 7/20		07/20/17 21:14
22)	4	0720_22.D	BLK 68194 A SV 7/20		07/20/17 21:37
23)	5	0720_23.D	LCS 68194 A SV 7/20		07/20/17 21:59
24)	6	0720_24.D	LCSD 68194 A SV 7/20		07/20/17 22:22
25)	7	0720_25.D	MS 68194 A SV 7/20		07/20/17 22:45
26)	8	0720_26.D	MSD 68194 A SV 7/20		07/20/17 23:07
27)	9	0720_27.D	68194 A SV 7/20		07/20/17 23:30
28)	10	0720_28.D	BLK 68472 A SV 7/20		07/20/17 23:53
29)	11	0720_29.D	LCS 68472 A SV 7/20		07/21/17 0:16
30)	12	0720_30.D	LCSD 68472 A SV 7/20		07/21/17 0:38
31)	13	0720_31.D	MS 68472 A SV 7/20		07/21/17 1:01
32)	14	0720_32.D	MSD 68472 A SV 7/20		07/21/17 1:24
33)	15	0720_33.D	68472 A SV 7/20		07/21/17 1:46
34)	16	0720_34.D	68753 A SV 7/20		07/21/17 2:09
35)	17	0720_35.D	68754 A SV 7/20		07/21/17 2:31
36)	18	0720_36.D	68755 A SV 7/20		07/21/17 2:54
37)	19	0720_37.D	68756 A SV 7/20		07/21/17 3:17
38)	20	0720_38.D	68757 A SV 7/20		07/21/17 3:39
39)	21	0720_39.D	68758 A SV 7/20		07/21/17 4:02
40)	22	0720_40.D	68759 A SV 7/20		07/21/17 4:25
41)	23	0720_41.D	68300 A SV 7/20		07/21/17 4:47
42)	24	0720_42.D	68766 A SV 7/20		07/21/17 5:10
43)	25	0720_43.D	68767 A SV 7/20		07/21/17 5:32
44)	26	0720_44.D	68768 A SV 7/20		07/21/17 5:55
45)	27	0720_45.D	68769 A SV 7/20		07/21/17 6:18
46)	28	0720_46.D	68851 A SV 7/20		07/21/17 6:40
47)	29	0720_47.D	68852 A SV 7/20		07/21/17 7:03
48)	30	0720_48.D	69090 A SV 7/20		07/21/17 7:25
49)	31	0720_49.D	68473 A SV 7/20		07/21/17 7:48
50)	32	0720_50.D	30PPM 8270;MIXA		07/21/17 8:11

Injection Log

Data Directory: H:\SV2017\CHEM25\08AUG\03\

Line	Vl	FileName	SampleName	MiscInfo	Injection Time
1)	1	0803_01.D	DFTPP TUNE	50PPM DFTPP;16B	08/03/17 8:26
2)	2	0803_02.D	CCAL 30	30PPM 8270;MIX A	08/03/17 8:48
3)	3	0803_03.D	BLANK		08/03/17 9:12
4)	4	0803_04.D	LCS 75453 W SIM DP 8/1 SC		08/03/17 9:34
5)	5	0803_05.D	LCSD 75453 W SIM DP 8/1 S		08/03/17 9:56
6)	14	0803_06.D	MW-6	BY76295	08/03/17 10:18
7)	15	0803_07.D	NE-1	BY76297	08/03/17 10:40
8)	22	0803_08.D	75904 A SV 8/2 2ND RUN	BUE BY NOON 1ST RUN	08/03/17 11:01
9)	16	0803_09.D	B4-1	BY76298	08/03/17 11:23
10)	17	0803_10.D	MW-1	BY76299	08/03/17 11:45
11)	24	0803_11.D	76984 10X A SV 2ND RUN	DUE TODAY	08/03/17 12:07
12)	18	0803_12.D	75447 W SIM DP 7/31 SCAN		08/03/17 12:29
13)	29	0803_13.D	77524 15g A SV ENV 8/3 1S	ENVIRITE DUE TODAY	08/03/17 12:51
14)	30	0803_14.D	77524 3g A SV ENV 8/3 1ST	ENVIRITE DUE TODAY	08/03/17 13:13
15)	19	0803_15.D	75450 W SIM DP 7/31 SCAN		08/03/17 13:35
16)	20	0803_16.D	75451 W SIM DP 7/31 SCAN	CHANGE CODES	08/03/17 13:57
17)	23	0803_17.D	BB-2 DUP	BY76294	08/03/17 14:25
18)	21	0803_18.D	75452 5X W SIM DP 7/31 SC	CHANGE CODES	08/03/17 14:47
19)	6	0803_19.D	75711 W SV625 8/1 1ST RUN		08/03/17 15:09
20)	7	0803_20.D	75712 W SV625 8/1 1ST RUN		08/03/17 15:31
21)	8	0803_21.D	76315 W SV 8/1 1ST RUN		08/03/17 15:53
22)	9	0803_22.D	75756 5X PAHSIM 8/1 SCAN	CHANGE CODES	08/03/17 16:15
23)	10	0803_23.D	75757 PAHSIM 8/1 SCAN DIL		08/03/17 16:37
24)	11	0803_24.D	75758 2X PAHSIM 8/1 SCAN	CHANGE CODES	08/03/17 16:59
25)	12	0803_25.D	75932 PAHSIM 8/1 SCAN DIL		08/03/17 17:21
26)	13	0803_26.D	76103 PAHSIM 8/1 SCAN DIL	CHANGE CODES	08/03/17 17:43
27)	25	0803_27.D	76605 A SV DP 8/2 2ND RUN	1ST RUN FAILED I.S.	08/03/17 18:05
28)	26	0803_28.D	76616 A SV DP 8/2 2ND RUN	1ST RUN FAILED I.S.	08/03/17 18:27
29)	27	0803_29.D	76625 A SV DP 8/2 2ND RUN	1ST RUN FAILED I.S.	08/03/17 18:49
30)	28	0803_30.D	77295 20X A PAH 8/2 2ND R	1ST RUN OVERDILUTED	08/03/17 19:11
31)	31	0803_31.D	CCAL 30	30PPM 8270;MIX A	08/03/17 19:33

BY HAND **Semi-Volatile Extraction (SIM)**

SEPSIM-396033 **QAQC Code** #Q$8270WM-SI **QAQC Sample #** BY76293 08/01/17 6:49 PM

Sample / C#	Acode	Analysis	Initial Vol(mL)	Surrogate Vol (ml)	Final Vol (ml)	pH CLN(A/P)	Comments	Start Date	Finish Date	Initials
BY76293 **	BLK	BY HAND	1000	0.05	1			08/01	08/02	N/T
BY76293 **	LCS	BY HAND	1000	0.5	1		1 ML SPK	08/01	08/02	N/T
BY76293 **	LCSD	BY HAND	1000	0.5	1		1 ML SPK	08/01	08/02	N/T
BY76293 ** - 6	MS	BY HAND	1065	0.5	1		1 ML SPK	08/01	08/02	N/T
BY76293 ** - 3	MSD	BY HAND	1065	0.5	1		1 ML SPK	08/01	08/02	N/T
BY76293 ** - 8	SEPSIM	BY HAND VOA	1065	0.05	1			08/01	08/02	N/T
BY76294 ** - 4	SEPSIM	BY HAND VOA	1065	0.05	1			08/01	08/02	N/T
BY76295 ** - 1	SEPSIM	BY HAND VOA	890	0.05	1		$	08/01	08/02	N/T
BY76297 ** - 2	SEPSIM	BY HAND VOA	960	0.05	1		#$	08/01	08/02	N/T
BY76298 ** - 3	SEPSIM	BY HAND VOA	1000	0.05	1		@	08/01	08/02	N/T
BY76299 ** - 1	SEPSIM	BY HAND VOA	1060	0.05	1		#$	08/01	08/02	N/T

QC Rpt Cmnt LCSD not reported for this batch.

Prep Comment #FILTERED $LARGE EMULSION @EMULSION
LCSD not reported for this batch, bad extraction.

Post Comment

Surrogate Id # ultra (CUS-8803) **Tracking #** **Time In**

Spike # **Tracking #** **Time Out**

LCSID # **Tracking #** **Temp**

Standards **Time Basic**

Vendor Id	Item ID	Phoenix Lot Number	Vendor Lot Number	Expiration Date
Brand-Nu	Dcm	S#816	DS110	01/26/18
Brand-Nu	Sulfuric Acid 50% W/w	S#7MA	1209V07	12/08/18
Phoenix	PREP - 6N NAOH PREP	PREP10E	----------	09/15/17
Phoenix	SVOA - 50ppm Benzidine Spike		----------	
Phoenix	SVOA - SV Spike	SVOA17L	----------	05/22/18
Ultra	Semi-volatile Wm Surrogate W/ Color Ind. Cus-8803	S#5CL	CP-3766	09/30/18

PHOENIX
Environmental Laboratories, Inc.

587 East Middle Turnpike, P.O. Box 370, Manchester, CT 06040
Telephone: 860.645.1102 • Fax: 860.645.0823

NY ANALYTICAL SERVICES PROTOCOL
DATA PACKAGE

Client: NETC

125 BATH STREET

Laboratory Project: GBY76292

Volatiles (Soil)
Ver 1

Organic Data Flags

LOD(MDL): Limit of Detection or Method Detection Limit
The minimum reportable concentration that can be measured with confidence.

PQL(RL): Practical Quantitation Level or Reporting Level
This value is at or above the MDL and is supported by the lowest calibration standard.

· Q Qualifiers:

U - The compound was analyzed for but not detected at or above the MDL. The number immediately preceding the “U” represents the PQL reporting level corrected for percent solids, weight and/or volume calculations, and dilution factors.

J - Indicates an estimated value, may indicate one of the following, depending on the situation:
a) The reported value is estimated and below the MDL
b) Used when estimating a concentration for TIC where a 1:1 response is assumed or when the result indicates the presence of a compound that meets the indentification criteria, but the results is less than the quantitation limit, but greater than zero.
c) QC associated with this analyte is within warning limits.

X - The concentration is not reported. This quantitation file was not evaluated for this compound at this dilution; a volatile purging or related issue may be the cause.

L - Biased Low

N - The concentration is based on the response of the nearest internal. This flag is used on the TIC form for all compounds identified.

S - This compound is a solvent that is used in the laboratory. Laboratory contamination is suspected if concentration is less than five times the reporting level.

B - This compound was also present in the method blank

D - The reported concentration is the result of a diluted analysis.

E - The reported value is estimated because the concentration exceeded the calibration range.

A - Indicates that the tentatively identified compound is a suspected aldol condensation product. Aldol condensation products are produced during the extraction process.

Q - For TICS, this compound was quantitated using a calibration curve. This compound is part of the instrument method, but not part of the client target list.

P- Percent difference is greater than 25% between the two GC columns and the lower result is reported.

PHOENIX
Environmental Laboratories, Inc.
587 East Middle Turnpike, P.O.Box 370, Manchester, CT 06040
Tel. (860) 645-1102 Fax (860) 645-0823

ACCREDITED IN ACCORDANCE WITH nelac NY # 11301

SDG: GBY76292

Volatile Soil Conformance / Non-Conformance Summary

Project ID / Client ID: 125 BATH STREET, NETC

Form 1 (Analysis):

No observations noted.

Form 2 (Surrogates):

All surrogates met criteria with the following exceptions: None.

Form 3 (Laboratory Control/Matrix Spike):

Sample: BY76292 LCS
All LCS recoveries met criteria with the following exceptions: None.
All LCSD recoveries met criteria with the following exceptions: None.
All LCS/LCSD RPDs met criteria with the following exceptions: None.

Sample: BY76292 MS
All MS recoveries met criteria with the following exceptions: None.
All MSD recoveries met criteria with the following exceptions: None.
All MS/MSD RPDs met criteria with the following exceptions: None.

Sample: BY75710 LCS
All LCS recoveries met criteria with the following exceptions: None.
All LCSD recoveries met criteria with the following exceptions: None.
All LCS/LCSD RPDs met criteria with the following exceptions: None.

Form 4 (Method Blank):

File: CHEM18 0801M25.D
All compounds were non-detect with the following exceptions: None.

File: CHEM18 0802M09.D
All compounds were non-detect with the following exceptions: None.

Form 5 (Tune):

File: CHEM18 0801M08.D
All Tune criteria was met with the following exceptions: None.

File: CHEM18 0801M17.D
All Tune criteria was met with the following exceptions: None.

File: CHEM18 0802M02.D
All Tune criteria was met with the following exceptions: None.

Form 6 (Initial Calibration):

Calibration: CHEM18 08/01/17 - 08/01/17
100% of method compounds met criteria.
The following compounds did not meet % deviation criteria: None.
The following compounds did not meet maximum % deviations: None.
The following compounds did not meet recommended response factors: Bromoform 0.099 (0.1)
The following compounds did not meet minimum response factors: None.

PHOENIX
Environmental Laboratories, Inc.
587 East Middle Turnpike, P.O.Box 370, Manchester, CT 06040
Tel. (860) 645-1102 Fax (860) 645-0823

ACCREDITED IN ACCORDANCE WITH nelac NY # 11301

SDG: GBY76292

Volatile Soil Conformance / Non-Conformance Summary

Project ID / Client ID: 125 BATH STREET, NETC

Form 7 (Continuing Calibration):

File: CHEM18 0801M17.D (Opening)
98% of method compounds met criteria.
Internal standard areas were within 50 to 200% of the initial calibration with the following exceptions: None.
The following compounds did not meet % deviation criteria: Acetone -35.9% (20)
The following compounds did not meet maximum % deviations: None.
The following compounds did not meet recommended response factors: None.
The following compounds did not meet minimum response factors: None.

File: CHEM18 0801M48.D (Closing)
The following compounds did not meet maximum % deviations: None.
The following compounds did not meet minimum response factors: None.

File: CHEM18 0802M02.D (Opening)
99% of method compounds met criteria.
Internal standard areas were within 50 to 200% of the initial calibration with the following exceptions: None.
The following compounds did not meet % deviation criteria: Methyl Ethyl Ketone 23.8% (20)
The following compounds did not meet maximum % deviations: None.
The following compounds did not meet recommended response factors: Bromoform 0.092 (0.1)
The following compounds did not meet minimum response factors: None.

File: CHEM18 0802M28.D (Closing)
The following compounds did not meet maximum % deviations: None.
The following compounds did not meet minimum response factors: None.

Form 8 (Internal Standard and Retention Time):

File: CHEM18 - 0801M12.D
All samples met internal standard area and retention time critieria with the following exceptions: None.

File: CHEM18 - 0801M17.D
All samples met internal standard area and retention time critieria with the following exceptions: None.

File: CHEM18 - 0802M02.D
All samples met internal standard area and retention time critieria with the following exceptions: None.

Observations: The client requested the 8260 compound list for this delivery group.
1,2-Dibromoethane, 1,2,3 Trichloropropane, and 1,2-Dibromo-3-chloropropane do not meet NY TOGS GA criteria, these compounds are analyzed by GC/FID method 504 or 8011 to achieve this criteria.

08/14/17

Jon Carlson
Project Manager

2C
Soil VOLATILE SYSTEM MONITORING COMPOUND RECOVERY

Lab Name: Phoenix Environmental Labs Client: NETC

Lab Code: Phoenix Case No.: SDG: GBY76292

QC Batch Id: 396291 QC Sample Id: BY75710

	CLIENT ID	LAB ID	SMC1 DBFM #	SMC2 TOL #	SMC3 BFB #	SMC4 DCB #	TOT OUT
01	BY75710 LCS	BY75710 LCS	96	103	100	102	0
02	BY75710 LCSD	BY75710 LCSD	99	103	99	103	0
03	BY75710 BLANK	BY75710 BLANK	101	89	99	93	0
04	G CREEK STG BLD LL	BY76292	102	86	84	97	0
05							
06							
07							
08							
09							
10							
11							
12							
13							
14							
15							
16							
17							
18							
19							
20							
21							
22							
23							
24							
25							
26							
27							
28							
29							
30							

			QC LIMITS
SMC1	DBFM	Dibromofluoromethane	(70-130)
SMC2	TOL	Toluene-d8	(70-130)
SMC3	BFB	Bromofluorobenzene	(70-130)
SMC4	DCB	1,2-dichlorobenzene-d4	(70-130)

Column to be used to flag recovery values
* Values outside of contract required QC limits
D Surrogate diluted out

FORM II VOA

2C
Soil VOLATILE SYSTEM MONITORING COMPOUND RECOVERY

Lab Name: Phoenix Environmental Labs Client: NETC

Lab Code: Phoenix Case No.: SDG: GBY76292

QC Batch Id: 396293 QC Sample Id: BY76292

	CLIENT ID	LAB ID	SMC1 DBFM #	SMC2 TOL #	SMC3 BFB #	SMC4 DCB #	TOT OUT
01	BY76292 LCS	BY76292 LCS	96	104	100	101	0
02	BY76292 LCSD	BY76292 LCSD	97	104	101	103	0
03	BY76292 BLANK	BY76292 BLANK	105	89	101	94	0
04	G CREEK STG BLD HL	BY76292 50X	98	89	100	95	0
05	G CREEK STG BLD MS	BY76292 MS 50X	94	104	102	102	0
06	G CREEK STG BLD MSD	BY76292 MSD 50X	94	105	101	103	0
07							
08							
09							
10							
11							
12							
13							
14							
15							
16							
17							
18							
19							
20							
21							
22							
23							
24							
25							
26							
27							
28							
29							
30							

			QC LIMITS
SMC1	DBFM	Dibromofluoromethane	(70-130)
SMC2	TOL	Toluene-d8	(70-130)
SMC3	BFB	Bromofluorobenzene	(70-130)
SMC4	DCB	1,2-dichlorobenzene-d4	(70-130)

Column to be used to flag recovery values
* Values outside of contract required QC limits
D Surrogate diluted out

FORM II VOA

3D

Soil VOLATILE LCS SPIKE / LCS SPIKE DUPLICATE RECOVERY

Lab Name: Phoenix Environmental Labs Client: NETC

Lab Code: Phoenix Case No: SAS No: SDG No GBY76292

LCS Spike - Client Id: BY75710 LCS Level:(low/med) Low

COMPOUND	SPIKE ADDED (ug/Kg)	SAMPLE CONCENTRATION (ug/Kg)	LCS CONCENTRATION (ug/Kg)	LCS % REC #	QC. LIMITS REC.	
Dichlorodifluoromethane	50	0.0	52.51	105	70	130
Chloromethane	50	0.0	46.66	93	70	130
Vinyl Chloride	50	0.0	48.76	98	70	130
Bromomethane	50	0.0	48.59	97	70	130
Chloroethane	50	0.0	49.74	99	70	130
Trichlorofluoromethane	50	0.0	45.83	92	70	130
1,1-Dichloroethene	50	0.0	54.30	109	70	130
Trichlorotrifluoroethane	50	0.0	50.55	101	70	130
Methylene Chloride	50	0.0	45.63	91	70	130
Acetone	50	0.0	41.62	83	70	130
Trans-1,2-Dichloroethene	50	0.0	53.54	107	70	130
Methyl t-Butyl Ether (MTBE)	50	0.0	51.15	102	70	130
1,1-Dichloroethane	50	0.0	53.39	107	70	130
Acrylonitrile	50	0.0	45.78	92	70	130
Cis-1,2-Dichloroethene	50	0.0	52.33	105	70	130
2,2-Dichloropropane	50	0.0	54.02	108	70	130
Bromochloromethane	50	0.0	51.25	103	70	130
Chloroform	50	0.0	49.91	100	70	130
Carbon Tetrachloride	50	0.0	52.52	105	70	130

COMPOUND	SPIKE ADDED (ug/Kg)	LCSD CONCENTRATION (ug/Kg)	LCSD % REC #	% RPD #	QC LIMITS RPD	QC LIMITS REC.	
Dichlorodifluoromethane	50	54.61	109	3.7	30	70	130
Chloromethane	50	49.60	99	6.3	30	70	130
Vinyl Chloride	50	51.49	103	5.0	30	70	130
Bromomethane	50	50.37	101	4.0	30	70	130
Chloroethane	50	53.32	107	7.8	30	70	130
Trichlorofluoromethane	50	48.33	97	5.3	30	70	130
1,1-Dichloroethene	50	58.02	116	6.2	30	70	130
Trichlorotrifluoroethane	50	52.95	106	4.8	30	70	130
Methylene Chloride	50	48.45	97	6.4	30	70	130
Acetone	50	41.75	84	1.2	30	70	130
Trans-1,2-Dichloroethene	50	55.53	111	3.7	30	70	130
Methyl t-Butyl Ether (MTBE)	50	54.72	109	6.6	30	70	130
1,1-Dichloroethane	50	55.73	111	3.7	30	70	130
Acrylonitrile	50	47.92	96	4.3	30	70	130
Cis-1,2-Dichloroethene	50	54.67	109	3.7	30	70	130
2,2-Dichloropropane	50	56.78	114	5.4	30	70	130
Bromochloromethane	50	54.01	108	4.7	30	70	130
Chloroform	50	52.09	104	3.9	30	70	130
Carbon Tetrachloride	50	54.76	110	4.7	30	70	130

FORM III VOA

3D

Soil VOLATILE LCS SPIKE / LCS SPIKE DUPLICATE RECOVERY

Lab Name: Phoenix Environmental Labs Client: NETC

Lab Code: Phoenix Case No: SAS No: SDG No GBY76292

LCS Spike - Client Id: BY75710 LCS Level:(low/med) Low

COMPOUND	SPIKE ADDED (ug/Kg)	SAMPLE CONCENTRATION (ug/Kg)	LCS CONCENTRATION (ug/Kg)	LCS % REC #	QC. LIMITS REC.	
Tetrahydrofuran (THF)	125	0.0	105.5	84	70	130
1,1,1-Trichloroethane	50	0.0	52.00	104	70	130
Methyl Ethyl Ketone	50	0.0	40.76	82	70	130
1,1-Dichloropropene	50	0.0	52.04	104	70	130
Benzene	50	0.0	50.29	101	70	130
1,2-Dichloroethane	50	0.0	51.14	102	70	130
Trichloroethene	50	0.0	51.90	104	70	130
Dibromomethane	50	0.0	52.31	105	70	130
1,2-dichloropropane	50	0.0	52.46	105	70	130
Bromodichloromethane	50	0.0	53.58	107	70	130
cis-1,3-Dichloropropene	50	0.0	53.24	106	70	130
Toluene	50	0.0	53.90	108	70	130
4-Methyl-2-Pentanone	50	0.0	44.51	89	70	130
Tetrachloroethene	50	0.0	52.80	106	70	130
trans-1,3-Dichloropropene	50	0.0	51.44	103	70	130
1,1,2-Trichloroethane	50	0.0	51.15	102	70	130
Dibromochloromethane	50	0.0	55.42	111	70	130
1,3-Dichloropropane	50	0.0	49.88	100	70	130
1,2-Dibromoethane	50	0.0	51.56	103	70	130

COMPOUND	SPIKE ADDED (ug/Kg)	LCSD CONCENTRATION (ug/Kg)	LCSD % REC #	% RPD #	QC LIMITS RPD	QC LIMITS REC.	
Tetrahydrofuran (THF)	125	109.1	87	3.5	30	70	130
1,1,1-Trichloroethane	50	55.19	110	5.6	30	70	130
Methyl Ethyl Ketone	50	44.79	90	9.3	30	70	130
1,1-Dichloropropene	50	55.16	110	5.6	30	70	130
Benzene	50	53.27	107	5.8	30	70	130
1,2-Dichloroethane	50	55.34	111	8.5	30	70	130
Trichloroethene	50	54.17	108	3.8	30	70	130
Dibromomethane	50	55.19	110	4.7	30	70	130
1,2-dichloropropane	50	55.47	111	5.6	30	70	130
Bromodichloromethane	50	56.85	114	6.3	30	70	130
cis-1,3-Dichloropropene	50	56.89	114	7.3	30	70	130
Toluene	50	56.54	113	4.5	30	70	130
4-Methyl-2-Pentanone	50	46.88	94	5.5	30	70	130
Tetrachloroethene	50	55.32	111	4.6	30	70	130
trans-1,3-Dichloropropene	50	54.28	109	5.7	30	70	130
1,1,2-Trichloroethane	50	55.22	110	7.5	30	70	130
Dibromochloromethane	50	60.60	121	8.6	30	70	130
1,3-Dichloropropane	50	52.90	106	5.8	30	70	130
1,2-Dibromoethane	50	54.00	108	4.7	30	70	130

FORM III VOA

3D

Soil VOLATILE LCS SPIKE / LCS SPIKE DUPLICATE RECOVERY

Lab Name: Phoenix Environmental Labs Client: NETC

Lab Code: Phoenix Case No: SAS No: SDG No GBY76292

LCS Spike - Client Id: BY75710 LCS Level:(low/med) Low

COMPOUND	SPIKE ADDED (ug/Kg)	SAMPLE CONCENTRATION (ug/Kg)	LCS CONCENTRATION (ug/Kg)	LCS % REC #	QC. LIMITS REC.	
2-Hexanone	50	0.0	40.41	81	70	130
Chlorobenzene	50	0.0	52.18	104	70	130
Ethylbenzene	50	0.0	52.05	104	70	130
1,1,1,2-Tetrachloroethane	50	0.0	52.89	106	70	130
m&p-Xylene	100	0.0	100.3	100	70	130
o-Xylene	50	0.0	52.23	104	70	130
Styrene	50	0.0	49.37	99	70	130
Bromoform	50	0.0	51.54	103	70	130
Isopropylbenzene	50	0.0	54.22	108	70	130
Bromobenzene	50	0.0	54.74	109	70	130
n-Propylbenzene	50	0.0	54.12	108	70	130
1,1,2,2-Tetrachloroethane	50	0.0	54.20	108	70	130
2-Chlorotoluene	50	0.0	52.95	106	70	130
1,3,5-Trimethylbenzene	50	0.0	53.15	106	70	130
1,2,3-Trichloropropane	50	0.0	50.08	100	70	130
trans-1,4-Dichloro-2-butene	250	0.0	244.0	98	70	130
4-Chlorotoluene	50	0.0	52.72	105	70	130
tert-Butylbenzene	50	0.0	53.50	107	70	130
1,2,4-Trimethylbenzene	50	0.0	52.10	104	70	130

COMPOUND	SPIKE ADDED (ug/Kg)	LCSD CONCENTRATION (ug/Kg)	LCSD % REC #	% RPD #	QC LIMITS RPD	QC LIMITS REC.	
2-Hexanone	50	42.81	86	6.0	30	70	130
Chlorobenzene	50	54.56	109	4.7	30	70	130
Ethylbenzene	50	54.08	108	3.8	30	70	130
1,1,1,2-Tetrachloroethane	50	56.36	113	6.4	30	70	130
m&p-Xylene	100	104.5	105	4.9	30	70	130
o-Xylene	50	54.98	110	5.6	30	70	130
Styrene	50	51.63	103	4.0	30	70	130
Bromoform	50	55.35	111	7.5	30	70	130
Isopropylbenzene	50	57.02	114	5.4	30	70	130
Bromobenzene	50	58.26	117	7.1	30	70	130
n-Propylbenzene	50	56.66	113	4.5	30	70	130
1,1,2,2-Tetrachloroethane	50	57.57	115	6.3	30	70	130
2-Chlorotoluene	50	56.02	112	5.5	30	70	130
1,3,5-Trimethylbenzene	50	55.93	112	5.5	30	70	130
1,2,3-Trichloropropane	50	52.59	105	4.9	30	70	130
trans-1,4-Dichloro-2-butene	250	257.4	103	5.0	30	70	130
4-Chlorotoluene	50	55.82	112	6.5	30	70	130
tert-Butylbenzene	50	56.93	114	6.3	30	70	130
1,2,4-Trimethylbenzene	50	55.21	110	5.6	30	70	130

FORM III VOA

3D

Soil VOLATILE LCS SPIKE / LCS SPIKE DUPLICATE RECOVERY

Lab Name: Phoenix Environmental Labs Client: NETC

Lab Code: Phoenix Case No: SAS No: SDG No GBY76292

LCS Spike - Client Id: BY75710 LCS Level:(low/med) Low

COMPOUND	SPIKE ADDED (ug/Kg)	SAMPLE CONCENTRATION (ug/Kg)	LCS CONCENTRATION (ug/Kg)	LCS % REC #	QC. LIMITS REC.	
sec-Butylbenzene	50	0.0	54.61	109	70	130
p-Isopropyltoluene	50	0.0	53.57	107	70	130
1,3-Dichlorobenzene	50	0.0	52.44	105	70	130
1,4-Dichlorobenzene	50	0.0	53.34	107	70	130
2-Isopropyltoluene	50	0.0	49.30	99	70	130
n-Butylbenzene	50	0.0	55.41	111	70	130
1,2-Dichlorobenzene	50	0.0	53.84	108	70	130
1,2-Dibromo-3-Chloropropane	50	0.0	55.85	112	70	130
Hexachlorobutadiene	50	0.0	55.48	111	70	130
1,2,4-Trichlorobenzene	50	0.0	51.66	103	70	130
Naphthalene	50	0.0	53.55	107	70	130
1,2,3-Trichlorobenzene	50	0.0	52.33	105	70	130

COMPOUND	SPIKE ADDED (ug/Kg)	LCSD CONCENTRATION (ug/Kg)	LCSD % REC #	% RPD #	QC LIMITS RPD	QC LIMITS REC.	
sec-Butylbenzene	50	57.68	115	5.4	30	70	130
p-Isopropyltoluene	50	56.78	114	6.3	30	70	130
1,3-Dichlorobenzene	50	55.43	111	5.6	30	70	130
1,4-Dichlorobenzene	50	55.99	112	4.6	30	70	130
2-Isopropyltoluene	50	52.36	105	5.9	30	70	130
n-Butylbenzene	50	59.73	119	7.0	30	70	130
1,2-Dichlorobenzene	50	57.44	115	6.3	30	70	130
1,2-Dibromo-3-Chloropropane	50	61.97	124	10.2	30	70	130
Hexachlorobutadiene	50	59.64	119	7.0	30	70	130
1,2,4-Trichlorobenzene	50	54.05	108	4.7	30	70	130
Naphthalene	50	57.43	115	7.2	30	70	130
1,2,3-Trichlorobenzene	50	55.30	111	5.6	30	70	130

FORM III VOA

3D

Soil VOLATILE LCS SPIKE / LCS SPIKE DUPLICATE RECOVERY

Lab Name: Phoenix Environmental Labs Client: NETC

Lab Code: Phoenix Case No: SAS No: SDG No GBY76292

LCS Spike - Client Id: BY76292 LCS Level:(low/med) Low

COMPOUND	SPIKE ADDED (ug/Kg)	SAMPLE CONCENTRATION (ug/Kg)	LCS CONCENTRATION (ug/Kg)	LCS % REC #	QC. LIMITS REC.	
Carbon Disulfide	50	0.0	58.08	116	70	130

COMPOUND	SPIKE ADDED (ug/Kg)	LCSD CONCENTRATION (ug/Kg)	LCSD % REC #	% RPD #	QC LIMITS RPD	QC LIMITS REC.	
Carbon Disulfide	50	57.02	114	1.7	30	70	130

FORM III VOA

3D

Soil VOLATILE MATRIX SPIKE / MATRIX SPIKE DUPLICATE RECOVERY

Lab Name: Phoenix Environmental Labs Client: NETC

Lab Code: Phoenix Case No: SAS No: SDG No GBY76292

Matrix Spike - Client Id: BY76292 / G CREEK STG BLD MS Level:(low/med) Meth

COMPOUND	SPIKE ADDED (ug/Kg)	SAMPLE CONCENTRATION (ug/Kg)	MS CONCENTRATION (ug/Kg)	MS % REC #	QC. LIMITS REC.	
Carbon Disulfide	9866	500	10350	100	70	130

COMPOUND	SPIKE ADDED (ug/Kg)	MSD CONCENTRATION (ug/Kg)	MSD % REC #	% RPD #	QC LIMITS RPD	QC LIMITS REC.	
Carbon Disulfide	9866	10630	103	3.0	30	70	130

FORM III VOA

4A

VOLATILE METHOD BLANK SUMMARY

Client ID: BY75710 BLANK

Lab Name: Phoenix Environmental Labs Client: NETC

Lab Code: Phoenix Case No.: SAS No.: SDG No.: GBY76292

Lab File ID: 0802M09.D Lab Sample ID: BY75710 BLK

Date Analyzed: 08/02/2017 Time Analyzed: 12:07

GC Column: rtx-vms Lab Batch ID: 396291

Instrument ID: CHEM18 Heated Purge:(Y/N) Y

THIS METHOD BLANK APPLIES TO THE FOLLOWING SAMPLES, MS AND MSD:

	CLIENT SAMPLE NO.	LAB SAMPLE ID	LAB FILE ID	TIME ANALYZED
01	BY75710 LCS	BY75710 LCS	0802M03.D	09:25
02	BY75710 LCSD	BY75710 LCSD	0802M04.D	10:21
03	G CREEK STG BLD LL	BY76292	0802M19.D	15:45
04				
05				
06				
07				
08				
09				
10				
11				
12				
13				
14				
15				
16				
17				
18				
19				
20				

COMMENTS:

FORM IV VOA

4A

VOLATILE METHOD BLANK SUMMARY

Client ID: BY76292 BLANK

Lab Name: Phoenix Environmental Labs Client: NETC

Lab Code: Phoenix Case No.: SAS No.: SDG No.: GBY76292

Lab File ID: 0801M25.D Lab Sample ID: BY76292 BLK

Date Analyzed: 08/01/2017 Time Analyzed: 20:19

GC Column: rtx-vms Lab Batch ID: 396293

Instrument ID: CHEM18 Heated Purge:(Y/N) Y

THIS METHOD BLANK APPLIES TO THE FOLLOWING SAMPLES, MS AND MSD:

	CLIENT SAMPLE NO.	LAB SAMPLE ID	LAB FILE ID	TIME ANALYZED
01	BY76292 LCS	BY76292 LCS	0801M18.D	17:28
02	BY76292 LCSD	BY76292 LCSD	0801M19.D	17:49
03	G CREEK STG BLD HL	BY76292 50X	0801M40.D	01:39
04	G CREEK STG BLD MS	BY76292 MS 50X	0801M44.D	03:03
05	G CREEK STG BLD MSD	BY76292 MSD 50X	0801M45.D	03:24
06				
07				
08				
09				
10				
11				
12				
13				
14				
15				
16				
17				
18				
19				
20				

COMMENTS:

FORM IV VOA

5B
VOLATILE ORGANICS INSTRUMENT PERFORMANCE CHECK
BROMOFLUOROBENZENE (BFB)

Lab Name: Phoenix Environmental Labs Client: NETC

Lab Code: Phoenix Case No.: SAS No.: SDG No.: GBY76292

Lab File ID: 0801M08.D BFB Injection Date: 08/01/17

Instrument ID: CHEM18 BFB Injection Time: 12:53

GC Column: rtx-vms Heated Purge: (Y/N) Y

AutoFind: Scans 1152, 1153, 1154; Background Corrected with Scan 1144

m/e	ION ABUNDANCE CRITERIA	% RELATIVE ABUNDANCE			
50	15.0 - 40.0% of mass 95	18.8			
75	30.0 - 60.0% of mass 95	41.9			
95	Base Peak, 100% relative abundance	100.0			
96	5.0 - 9.0% of mass 95	6.6			
173	Less than 2.0% of mass 174	0.0	(	0.0	)1
174	Greater than 50.0% of mass 95	88.1			
175	5.0 - 9.0% of mass 174	7.1	(	6.2	)1
176	95.0 - 101.0% of mass 174	98.1	(	86.4	)1
177	5.0 - 9.0% of mass 176	6.8	(	5.9	)1

1-Value is % mass 95

THIS CHECK APPLIES TO THE FOLLOWING SAMPLES, MS, MSD, BLANKS, AND STANDARDS:

	CLIENT ID	LAB SAMPLE ID	LAB FILE ID	DATE ANALYZED	TIME ANALYZED	
01	ICAL 2	VOA-2 PPB STD.	0801M08.D	08/01/17	12:53	
02	ICAL 5	VOA-5 PPB STD.	0801M09.D	08/01/17	13:14	
03	ICAL 10	VOA-10 PPB STD.	0801M10.D	08/01/17	13:35	
04	ICAL 20	VOA-20 PPB STD.	0801M11.D	08/01/17	13:56	
05	ICAL 50	VOA-50 PPB STD.	0801M12.D	08/01/17	14:18	
06	ICAL 100	VOA-100 PPB STD.	0801M13.D	08/01/17	14:39	
07	ICAL 200	VOA-200 PPB STD.	0801M14.D	08/01/17	15:00	
08						
09						
10						
11						
12						
13						
14						
15						
16						
17						
18						
19						
20						
21						
22						
23						
24						
25						

(*) Outside 12 hr clock

FORM V

Data Path : H:\V2017\CHEM18\08AUG\080117\
Data File : 0801M08.D
Acq On : 1 Aug 2017 12:53 pm
Operator :
Sample : VOA-2 PPB STD.
Misc : VOA50i I 08/01 AO
ALS Vial : 1 Sample Multiplier: 1

Integration File: rteint.p

Method : H:\V2017\CHEM18\Methods\VT-M0801.M
Title : VOA Standards for 5 point calibration
Last Update : Tue Aug 01 14:57:51 2017

AutoFind: Scans 1152, 1153, 1154; Background Corrected with Scan 1144

Target Mass	Rel. to Mass	Lower Limit%	Upper Limit%	Rel. Abn%	Raw Abn	Result Pass/Fail
50	95	15	40	18.8	24187	PASS
75	95	30	60	41.9	54051	PASS
95	95	100	100	100.0	128957	PASS
96	95	5	9	6.6	8447	PASS
173	174	0.00	2	0.0	0	PASS
174	95	50	100	88.1	113557	PASS
175	174	5	9	7.1	8022	PASS
176	174	95	101	98.1	111397	PASS
177	176	5	9	6.8	7549	PASS

VT-M0801.M Tue Aug 01 14:58:03 2017

5B
VOLATILE ORGANICS INSTRUMENT PERFORMANCE CHECK
BROMOFLUOROBENZENE (BFB)

Lab Name: Phoenix Environmental Labs Client: NETC

Lab Code: Phoenix Case No.: SAS No.: SDG No.: GBY76292

Lab File ID: 0801M17.D BFB Injection Date: 08/01/17

Instrument ID: CHEM18 BFB Injection Time: 17:01

GC Column: rtx-vms Heated Purge: (Y/N) Y

AutoFind: Scans 1152, 1153, 1154; Background Corrected with Scan 1144

m/e	ION ABUNDANCE CRITERIA	% RELATIVE ABUNDANCE			
50	15.0 - 40.0% of mass 95	18.7			
75	30.0 - 60.0% of mass 95	41.1			
95	Base Peak, 100% relative abundance	100.0			
96	5.0 - 9.0% of mass 95	7.0			
173	Less than 2.0% of mass 174	0.0	(	0.0	)1
174	Greater than 50.0% of mass 95	88.6			
175	5.0 - 9.0% of mass 174	7.0	(	6.2	)1
176	95.0 - 101.0% of mass 174	96.0	(	85.1	)1
177	5.0 - 9.0% of mass 176	7.0	(	5.9	)1

1-Value is % mass 95

THIS CHECK APPLIES TO THE FOLLOWING SAMPLES, MS, MSD, BLANKS, AND STANDARDS:

	CLIENT ID	LAB SAMPLE ID	LAB FILE ID	DATE ANALYZED	TIME ANALYZED	
01	CCAL 50	VOA-50 PPB STD. VOA50i I 0	0801M17.D	08/01/17	17:01	
02	BY76292 LCS	BY76292 LCS	0801M18.D	08/01/17	17:28	
03	BY76292 LCSD	BY76292 LCSD	0801M19.D	08/01/17	17:49	
04	BY76292 BLANK	BY76292 BLANK	0801M25.D	08/01/17	20:19	
05	G CREEK STG BLD HL	BY76292 50X	0801M40.D	08/02/17	01:39	
06	G CREEK STG BLD MS	BY76292 MS 50X	0801M44.D	08/02/17	03:03	
07	G CREEK STG BLD MSD	BY76292 MSD 50X	0801M45.D	08/02/17	03:24	
08	CCAL 50	VOA-50 PPB STD. VOA50i I 0	0801M48.D	08/02/17	04:27	
09						
10						
11						
12						
13						
14						
15						
16						
17						
18						
19						
20						
21						
22						
23						
24						
25						

(*) Outside 12 hr clock

FORM V

Data Path : H:\V2017\CHEM18\08AUG\080117\
Data File : 0801M17.D
Acq On : 1 Aug 2017 5:01 pm
Operator :
Sample : VOA-50 PPB STD.
Misc : VOA50i I 08/01 AS
ALS Vial : 1 Sample Multiplier: 1

Integration File: rteint.p

Method : H:\V2017\CHEM18\METHODS\VT-M0801.M
Title : VOA Standards for 5 point calibration
Last Update : Tue Aug 01 15:39:06 2017

AutoFind: Scans 1152, 1153, 1154; Background Corrected with Scan 1144

Target Mass	Rel. to Mass	Lower Limit%	Upper Limit%	Rel. Abn%	Raw Abn	Result Pass/Fail
50	95	15	40	18.7	23061	PASS
75	95	30	60	41.1	50699	PASS
95	95	100	100	100.0	123213	PASS
96	95	5	9	6.9	8563	PASS
173	174	0.00	2	0.0	0	PASS
174	95	50	100	88.6	109216	PASS
175	174	5	9	7.0	7668	PASS
176	174	95	101	96.0	104811	PASS
177	176	5	9	7.0	7316	PASS

VT-M0801.M Tue Aug 01 17:15:46 2017

5B
VOLATILE ORGANICS INSTRUMENT PERFORMANCE CHECK
BROMOFLUOROBENZENE (BFB)

Lab Name: Phoenix Environmental Labs Client: NETC

Lab Code: Phoenix Case No.: SAS No.: SDG No.: GBY76292

Lab File ID: 0802M02.D BFB Injection Date: 08/02/17

Instrument ID: CHEM18 BFB Injection Time: 09:04

GC Column: rtx-vms Heated Purge: (Y/N) Y

AutoFind: Scans 1152, 1153, 1154; Background Corrected with Scan 1144

m/e	ION ABUNDANCE CRITERIA	% RELATIVE ABUNDANCE			
50	15.0 - 40.0% of mass 95	18.8			
75	30.0 - 60.0% of mass 95	42.0			
95	Base Peak, 100% relative abundance	100.0			
96	5.0 - 9.0% of mass 95	6.7			
173	Less than 2.0% of mass 174	0.0	(	0.0	)1
174	Greater than 50.0% of mass 95	88.5			
175	5.0 - 9.0% of mass 174	7.2	(	6.3	)1
176	95.0 - 101.0% of mass 174	99.1	(	87.8	)1
177	5.0 - 9.0% of mass 176	6.7	(	5.8	)1

1-Value is % mass 95

THIS CHECK APPLIES TO THE FOLLOWING SAMPLES, MS, MSD, BLANKS, AND STANDARDS:

	CLIENT ID	LAB SAMPLE ID	LAB FILE ID	DATE ANALYZED	TIME ANALYZED	
01	CCAL 50	VOA-50 PPB STD. VOA50i II (	0802M02.D	08/02/17	09:04	
02	BY75710 LCS	BY75710 LCS	0802M03.D	08/02/17	09:25	
03	BY75710 LCSD	BY75710 LCSD	0802M04.D	08/02/17	10:21	
04	BY75710 BLANK	BY75710 BLANK	0802M09.D	08/02/17	12:07	
05	G CREEK STG BLD LL	BY76292	0802M19.D	08/02/17	15:45	
06	CCAL 50	VOA-50 PPB STD. VOA50i II (	0802M28.D	08/02/17	19:31	
07						
08						
09						
10						
11						
12						
13						
14						
15						
16						
17						
18						
19						
20						
21						
22						
23						
24						
25						

(*) Outside 12 hr clock

FORM V

Data Path : H:\V2017\CHEM18\08AUG\080217\
Data File : 0802M02.D
Acq On : 2 Aug 2017 9:04 am
Operator :
Sample : VOA-50 PPB STD.
Misc : VOA50i II 08/02 AO
ALS Vial : 1 Sample Multiplier: 1

Integration File: rteint.p

Method : H:\V2017\CHEM18\METHODS\VT-M0801.M
Title : VOA Standards for 5 point calibration
Last Update : Tue Aug 01 15:39:06 2017

AutoFind: Scans 1152, 1153, 1154; Background Corrected with Scan 1144

Target Mass	Rel. to Mass	Lower Limit%	Upper Limit%	Rel. Abn%	Raw Abn	Result Pass/Fail
50	95	15	40	18.8	21725	PASS
75	95	30	60	42.0	48632	PASS
95	95	100	100	100.0	115797	PASS
96	95	5	9	6.7	7784	PASS
173	174	0.00	2	0.0	0	PASS
174	95	50	100	88.5	102493	PASS
175	174	5	9	7.2	7340	PASS
176	174	95	101	99.1	101613	PASS
177	176	5	9	6.6	6753	PASS

VT-M0801.M Wed Aug 02 10:03:58 2017

8A
VOLATILE INTERNAL STANDARD AREA AND RT SUMMARY

Lab Name: Phoenix Environmental Labs Client: NETC

Lab Code: Phoenix Case No.: _____ SAS No.: _____ SDG No.: GBY76292

Lab File Id: 0801M12.D Date Analyzed: 08/01/17

Instrument ID: CHEM18 Time Analyzed: 14:18

GC Column: rtx-vms ID: 0.18 (mm) Heated Purge:(Y/N) Y

		IS1 (PFB) AREA	#	RT	#	IS2 (DFB) AREA	#	RT	#	IS3 (CBZ) AREA	#	RT	#	IS4 (DCB) AREA	#	RT	#	FILE
	12 HOUR STD	277617		3.47		393289		3.81		428153		5.93		195761		7.99		0801M12.D
	UPPER LIMIT	569115		3.97		806242		4.31		877714		6.43		401310		8.49		0801M12.D
	LOWER LIMIT	137420		2.97		194678		3.31		211936		5.43		96902		7.49		0801M12.D
	CLIENT ID																	
01	ICAL 2	343008		3.47		489183		3.81		476263		5.93		235616		7.99		0801M08.D
02	ICAL 5	338166		3.47		488629		3.81		474052		5.93		233343		7.98		0801M09.D
03	ICAL 10	320792		3.47		463472		3.81		455470		5.93		218793		7.98		0801M10.D
04	ICAL 20	302346		3.47		437580		3.81		445725		5.93		205869		7.99		0801M11.D
05	ICAL 100	265058		3.47		370693		3.81		428645		5.93		195139		7.99		0801M13.D
06	ICAL 200	237784		3.47		330314		3.81		398291		5.93		183346		7.99		0801M14.D
07																		
08																		
09																		
10																		
11																		
12																		
13																		
14																		
15																		
16																		
17																		
18																		
19																		
20																		
21																		
22																		

IS1 (PFB) = Pentafluorobenzene
IS2 (DFB) = 1,4-Difluorobenzene
IS3 (CBZ) = Chlorobenzene-d5
IS4 (DCB) = 1,4-Dichlorobenzene-d4

AREA UPPER LIMIT = +100% of internal standard area
AREA LOWER LIMIT = - 50% of internal standard area
RT UPPER LIMIT = +0.50 minutes of internal standard RT
RT LOWER LIMIT = -0.50 minutes of internal standard RT

Column used to flag values outside QC limits with an asterisk.
* Values outside of QC limits.

FORM VIII VOA

8A
VOLATILE INTERNAL STANDARD AREA AND RT SUMMARY

Lab Name: Phoenix Environmental Labs Client: NETC

Lab Code: Phoenix Case No.: _____ SAS No.: _____ SDG No.: GBY76292

Lab File Id: 0801M12.D Date Analyzed: 08/01/17

Instrument ID: CHEM18 Time Analyzed: 14:18

GC Column: rtx-vms ID: 0.18 (mm) Heated Purge:(Y/N) Y

	IS5 (DXN) AREA #	RT #							FILE
12 HOUR STD	13026	4.30							0801M12.D
UPPER LIMIT	NA	NA							0801M12.D
LOWER LIMIT	NA	NA							0801M12.D
CLIENT ID									
01 ICAL 2	15215	4.30							0801M08.D
02 ICAL 5	15211	4.30							0801M09.D
03 ICAL 10	14507	4.30							0801M10.D
04 ICAL 20	14338	4.30							0801M11.D
05 ICAL 100	13076	4.30							0801M13.D
06 ICAL 200	12589	4.30							0801M14.D
07									
08									
09									
10									
11									
12									
13									
14									
15									
16									
17									
18									
19									
20									
21									
22									

IS5 (DXN) = 1,4-Dioxane*D8

Due to the poor response for certain compounds, 1,4-Dioxane-d8 is used as the internal standard for this delivery group.
Note, there are no recovery ranges for this internal standard.

AREA UPPER LIMIT = +100% of internal standard area
AREA LOWER LIMIT = - 50% of internal standard area
RT UPPER LIMIT = +0.50 minutes of internal standard RT
RT LOWER LIMIT = -0.50 minutes of internal standard RT

Column used to flag values outside QC limits with an asterisk.
* Values outside of QC limits.

FORM VIII VOA

8A
VOLATILE INTERNAL STANDARD AREA AND RT SUMMARY

Lab Name: Phoenix Environmental Labs Client: NETC

Lab Code: Phoenix Case No.: _____ SAS No.: _____ SDG No.: GBY76292

Lab File Id: 0801M17.D Date Analyzed: 08/01/17

Instrument ID: CHEM18 Time Analyzed: 17:01

GC Column: rtx-vms ID: 0.18 (mm) Heated Purge:(Y/N) Y

		IS1 (PFB) AREA	#	RT	#	IS2 (DFB) AREA	#	RT	#	IS3 (CBZ) AREA	#	RT	#	IS4 (DCB) AREA	#	RT	#	FILE
	12 HOUR STD	283751		3.47		403276		3.81		438100		5.93		201066		7.98		0801M17.D
	UPPER LIMIT	581690		3.97		826716		4.31		898105		6.43		412185		8.48		0801M17.D
	LOWER LIMIT	140457		2.97		199622		3.31		216860		5.43		99528		7.48		0801M17.D
	CLIENT ID																	
01	BY76292 LCS	266659		3.47		379513		3.81		418028		5.93		189658		7.99		0801M18.D
02	BY76292 LCSD	270192		3.47		384851		3.81		423103		5.93		190202		7.99		0801M19.D
03	BY76292 BLANK	362153		3.47		523649		3.81		501286		5.93		254528		7.98		0801M25.D
04	G CREEK STG BLD HL	342998		3.47		493681		3.81		478680		5.93		240681		7.98		0801M40.D
05	G CREEK STG BLD MS	269170		3.47		380391		3.81		401179		5.93		184107		7.99		0801M44.D
06	G CREEK STG BLD MSD	267195		3.47		379046		3.81		413955		5.93		188338		7.98		0801M45.D
07	CCAL 50	275294		3.47		395458		3.81		434133		5.93		198403		7.98		0801M48.D
08																		
09																		
10																		
11																		
12																		
13																		
14																		
15																		
16																		
17																		
18																		
19																		
20																		
21																		
22																		

IS1 (PFB) = Pentafluorobenzene
IS2 (DFB) = 1,4-Difluorobenzene
IS3 (CBZ) = Chlorobenzene-d5
IS4 (DCB) = 1,4-Dichlorobenzene-d4

AREA UPPER LIMIT = +100% of internal standard area
AREA LOWER LIMIT = - 50% of internal standard area
RT UPPER LIMIT = +0.50 minutes of internal standard RT
RT LOWER LIMIT = -0.50 minutes of internal standard RT

Column used to flag values outside QC limits with an asterisk.
* Values outside of QC limits.

FORM VIII VOA

8A
VOLATILE INTERNAL STANDARD AREA AND RT SUMMARY

Lab Name: Phoenix Environmental Labs Client: NETC

Lab Code: Phoenix Case No.: _____ SAS No.: _____ SDG No.: GBY76292

Lab File Id: 0801M17.D Date Analyzed: 08/01/17

Instrument ID: CHEM18 Time Analyzed: 17:01

GC Column: rtx-vms ID: 0.18 (mm) Heated Purge:(Y/N) Y

	IS5 (DXN) AREA #	RT #							FILE
12 HOUR STD	12531	4.30							0801M17.D
UPPER LIMIT	NA	NA							0801M17.D
LOWER LIMIT	NA	NA							0801M17.D
CLIENT ID									
01 BY76292 LCS	12375	4.30							0801M18.D
02 BY76292 LCSD	13567	4.29							0801M19.D
03 BY76292 BLANK	14536	4.30							0801M25.D
04 G CREEK STG BLD HL	15379	4.30							0801M40.D
05 G CREEK STG BLD MS	13779	4.30							0801M44.D
06 G CREEK STG BLD MSD	13128	4.30							0801M45.D
07 CCAL 50	13590	4.30							0801M48.D
08									
09									
10									
11									
12									
13									
14									
15									
16									
17									
18									
19									
20									
21									
22									

IS5 (DXN) = 1,4-Dioxane*D8

Due to the poor response for certain compounds, 1,4-Dioxane-d8 is used as the internal standard for this delivery group.
Note, there are no recovery ranges for this internal standard.

AREA UPPER LIMIT = +100% of internal standard area
AREA LOWER LIMIT = - 50% of internal standard area
RT UPPER LIMIT = +0.50 minutes of internal standard RT
RT LOWER LIMIT = -0.50 minutes of internal standard RT

Column used to flag values outside QC limits with an asterisk.
* Values outside of QC limits.

FORM VIII VOA

8A
VOLATILE INTERNAL STANDARD AREA AND RT SUMMARY

Lab Name: Phoenix Environmental Labs Client: NETC

Lab Code: Phoenix Case No.: _____ SAS No.: _____ SDG No.: GBY76292

Lab File Id: 0802M02.D Date Analyzed: 08/02/17

Instrument ID: CHEM18 Time Analyzed: 9:04

GC Column: rtx-vms ID: 0.18 (mm) Heated Purge:(Y/N) Y

	IS1 (PFB) AREA	#	RT	#	IS2 (DFB) AREA	#	RT	#	IS3 (CBZ) AREA	#	RT	#	IS4 (DCB) AREA	#	RT	#	FILE
12 HOUR STD	289491		3.47		407812		3.81		430294		5.93		190537		7.98		0802M02.D
UPPER LIMIT	593457		3.97		836015		4.31		882103		6.43		390601		8.48		0802M02.D
LOWER LIMIT	143298		2.97		201867		3.31		212996		5.43		94316		7.48		0802M02.D
CLIENT ID																	
01 BY75710 LCS	277278		3.47		395296		3.81		421621		5.93		188653		7.98		0802M03.D
02 BY75710 LCSD	286005		3.47		404782		3.81		432858		5.93		192349		7.98		0802M04.D
03 BY75710 BLANK	361842		3.47		513293		3.81		482417		5.93		239596		7.99		0802M09.D
04 G CREEK STG BLD LL	348023		3.47		504838		3.81		425534		5.93		148958		7.98		0802M19.D
05 CCAL 50	292332		3.47		422515		3.81		445837		5.93		201109		7.98		0802M28.D
06																	
07																	
08																	
09																	
10																	
11																	
12																	
13																	
14																	
15																	
16																	
17																	
18																	
19																	
20																	
21																	
22																	

IS1 (PFB) = Pentafluorobenzene
IS2 (DFB) = 1,4-Difluorobenzene
IS3 (CBZ) = Chlorobenzene-d5
IS4 (DCB) = 1,4-Dichlorobenzene-d4

AREA UPPER LIMIT = +100% of internal standard area
AREA LOWER LIMIT = - 50% of internal standard area
RT UPPER LIMIT = +0.50 minutes of internal standard RT
RT LOWER LIMIT = -0.50 minutes of internal standard RT

Column used to flag values outside QC limits with an asterisk.
* Values outside of QC limits.

FORM VIII VOA

8A
VOLATILE INTERNAL STANDARD AREA AND RT SUMMARY

Lab Name: Phoenix Environmental Labs Client: NETC

Lab Code: Phoenix Case No.: _____ SAS No.: _____ SDG No.: GBY76292

Lab File Id: 0802M02.D Date Analyzed: 08/02/17

Instrument ID: CHEM18 Time Analyzed: 9:04

GC Column: rtx-vms ID: 0.18 (mm) Heated Purge:(Y/N) Y

		IS5 (DXN) AREA #	RT #							FILE
	12 HOUR STD	12639	4.29							0802M02.D
	UPPER LIMIT	NA	NA							0802M02.D
	LOWER LIMIT	NA	NA							0802M02.D
	CLIENT ID									
01	BY75710 LCS	12376	4.30							0802M03.D
02	BY75710 LCSD	13188	4.30							0802M04.D
03	BY75710 BLANK	15507	4.30							0802M09.D
04	G CREEK STG BLD LL	10398	4.30							0802M19.D
05	CCAL 50	14747	4.30							0802M28.D
06										
07										
08										
09										
10										
11										
12										
13										
14										
15										
16										
17										
18										
19										
20										
21										
22										

IS5 (DXN) = 1,4-Dioxane*D8

Due to the poor response for certain compounds, 1,4-Dioxane-d8 is used as the internal standard for this delivery group.
Note, there are no recovery ranges for this internal standard.

AREA UPPER LIMIT = +100% of internal standard area
AREA LOWER LIMIT = - 50% of internal standard area
RT UPPER LIMIT = +0.50 minutes of internal standard RT
RT LOWER LIMIT = -0.50 minutes of internal standard RT

Column used to flag values outside QC limits with an asterisk.
* Values outside of QC limits.

FORM VIII VOA

CLIENT ID

VOLATILE ORGANICS ANALYSIS DATA SHEET

Client:	NETC	Lab:	Phoenix Env. Labs	G CREEK STG BLD LL	
SDG No.:	GBY76292			Lab Sample ID:	BY76292
Sample wt/vol:	4.85 (g/mL) g			Lab File ID:	0802M19.D
Level: (low/med/meth):	Low			Date Received:	08/01/17
% Moisture:	44			Date Analyzed:	08/02/17
Instrument:	CHEM18 Column: rtx-vms			Dilution Factor:	1
Purge Volume	5000 (uL) pH: n.a.			Soil Aliquot Vol:	5000 (uL)
Matrix: (soil/water)	Soil		CONCENTRATION UNITS: (ug/L or ug/Kg)		ug/Kg

CAS NO.	COMPOUND	CONC.	Q	MDL/LOD	RL/PQL	R
75-71-8	Dichlorodifluoromethane	9.2	U	0.92	9.2	r
74-87-3	Chloromethane	9.2	U	1.8	9.2	r
75-01-4	Vinyl Chloride	9.2	U	0.92	9.2	r
74-83-9	Bromomethane	9.2	U	3.7	9.2	r
75-00-3	Chloroethane	9.2	U	0.92	9.2	r
75-69-4	Trichlorofluoromethane	9.2	U	1.8	9.2	r
75-35-4	1,1-Dichloroethene	9.2	U	0.92	9.2	r
76-13-1	Trichlorotrifluoroethane	9.2	U	0.92	9.2	r
75-15-0	Carbon Disulfide	3.8	JX	1.8	9.2	
75-09-2	Methylene Chloride	9.2	U	9.2	9.2	r
67-64-1	Acetone	92	S	9.2	46	r
156-60-5	Trans-1,2-Dichloroethene	9.2	U	0.92	9.2	r
1634-04-4	Methyl t-Butyl Ether (MTBE)	18	U	1.8	18	r
75-34-3	1,1-Dichloroethane	9.2	U	1.8	9.2	r
107-13-1	Acrylonitrile	18	U	1.8	18	r
156-59-2	Cis-1,2-Dichloroethene	9.2	U	0.92	9.2	r
594-20-7	2,2-Dichloropropane	9.2	U	0.92	9.2	r
74-97-5	Bromochloromethane	9.2	U	0.92	9.2	r
67-66-3	Chloroform	9.2	U	0.92	9.2	r
56-23-5	Carbon Tetrachloride	9.2	U	1.8	9.2	r
109-99-9	Tetrahydrofuran (THF)	18	U	4.6	18	r
71-55-6	1,1,1-Trichloroethane	9.2	U	0.92	9.2	r
78-93-3	Methyl Ethyl Ketone	30	J	9.2	55	r
563-58-6	1,1-Dichloropropene	9.2	U	0.92	9.2	r
71-43-2	Benzene	9.2	U	0.92	9.2	r
107-06-2	1,2-Dichloroethane	9.2	U	0.92	9.2	r
79-01-6	Trichloroethene	9.2	U	0.92	9.2	r
74-95-3	Dibromomethane	9.2	U	1.8	9.2	r
78-87-5	1,2-dichloropropane	9.2	U	1.8	9.2	r
75-27-4	Bromodichloromethane	9.2	U	1.8	9.2	r
10061-01-5	cis-1,3-Dichloropropene	9.2	U	0.92	9.2	r
108-88-3	Toluene	9.2	U	0.92	9.2	r
108-10-1	4-Methyl-2-Pentanone	46	U	9.2	46	r
127-18-4	Tetrachloroethene	9.2	U	1.8	9.2	r
10061-02-6	trans-1,3-Dichloropropene	9.2	U	0.92	9.2	r
79-00-5	1,1,2-Trichloroethane	9.2	U	1.8	9.2	r

FORM I VOA

r=Result Reported U=Not Detected D=Reported Dilution E/J=Estimated Value X=Not Used S=Lab Solvent

CLIENT ID

VOLATILE ORGANICS ANALYSIS DATA SHEET

Client:	NETC		Lab:	Phoenix Env. Labs	G CREEK STG BLD LL
SDG No.:	GBY76292			Lab Sample ID:	BY76292
Sample wt/vol:	4.85 (g/mL) g			Lab File ID:	0802M19.D
Level: (low/med/meth):	Low			Date Received:	08/01/17
% Moisture:	44			Date Analyzed:	08/02/17
Instrument:	CHEM18	Column: rtx-vms		Dilution Factor:	1
Purge Volume	5000 (uL)	pH: n.a.		Soil Aliquot Vol:	5000 (uL)
Matrix: (soil/water)	Soil			CONCENTRATION UNITS: (ug/L or ug/Kg)	ug/Kg

CAS NO.	COMPOUND	CONC.	Q	MDL/LOD	RL/PQL	R
124-48-1	Dibromochloromethane	9.2	U	1.8	9.2	r
142-28-9	1,3-Dichloropropane	9.2	U	1.8	9.2	r
106-93-4	1,2-Dibromoethane	9.2	U	0.92	9.2	r
591-78-6	2-Hexanone	46	U	9.2	46	r
108-90-7	Chlorobenzene	9.2	U	0.92	9.2	r
100-41-4	Ethylbenzene	9.2	U	0.92	9.2	r
630-20-6	1,1,1,2-Tetrachloroethane	9.2	U	1.8	9.2	r
179601-23-1	m&p-Xylene	9.2	U	1.8	9.2	r
95-47-6	o-Xylene	9.2	U	1.8	9.2	r
100-42-5	Styrene	9.2	U	0.92	9.2	r
75-25-2	Bromoform	9.2	U	1.8	9.2	r
98-82-8	Isopropylbenzene	9.2	U	0.92	9.2	r
108-86-1	Bromobenzene	9.2	U	0.92	9.2	r
103-65-1	n-Propylbenzene	9.2	U	1.8	9.2	r
79-34-5	1,1,2,2-Tetrachloroethane	9.2	U	1.8	9.2	r
95-49-8	2-Chlorotoluene	9.2	U	1.8	9.2	r
108-67-8	1,3,5-Trimethylbenzene	9.2	U	0.92	9.2	r
96-18-4	1,2,3-Trichloropropane	9.2	U	0.92	9.2	r
110-57-6	trans-1,4-Dichloro-2-butene	18	U	4.6	18	r
106-43-4	4-Chlorotoluene	9.2	U	0.92	9.2	r
98-06-6	tert-Butylbenzene	9.2	U	0.92	9.2	r
95-63-6	1,2,4-Trimethylbenzene	9.2	U	0.92	9.2	r
135-98-8	sec-Butylbenzene	9.2	U	0.92	9.2	r
99-87-6	p-Isopropyltoluene	12		0.92	9.2	r
541-73-1	1,3-Dichlorobenzene	9.2	U	0.92	9.2	r
106-46-7	1,4-Dichlorobenzene	9.2	U	0.92	9.2	r
527-84-4	2-Isopropyltoluene	9.2	U	0.92	9.2	r
104-51-8	n-Butylbenzene	9.2	U	0.92	9.2	r
95-50-1	1,2-Dichlorobenzene	9.2	U	0.92	9.2	r
96-12-8	1,2-Dibromo-3-Chloropropane	9.2	U	1.8	9.2	r
87-68-3	Hexachlorobutadiene	9.2	U	0.92	9.2	r
120-82-1	1,2,4-Trichlorobenzene	9.2	U	1.8	9.2	r
91-20-3	Naphthalene	9.2	U	1.8	9.2	r
87-61-6	1,2,3-Trichlorobenzene	9.2	U	1.8	9.2	r

FORM I VOA

r=Result Reported U=Not Detected D=Reported Dilution E/J=Estimated Value X=Not Used S=Lab Solvent

Quantitation Report (QT Reviewed)

Data Path : H:\V2017\CHEM18\08AUG\080217\
Data File : 0802M19.D
Acq On : 2 Aug 2017 3:45 pm
Operator :
Client ID : G CREEK STG BLD LL
Lab ID : BY76292
ALS Vial : 1 Sample Multiplier: 1

Quant Time: Aug 03 10:09:57 2017
Quant Method : H:\V2017\CHEM18\Methods\VT-M0801.M
Quant Title : VOA Standards for 5 point calibration
QLast Update : Tue Aug 01 15:39:08 2017
Response via : Initial Calibration

Compound	R.T.	QIon	Response	Conc	Units	Dev(Min)
Internal Standards						
1) Pentafluorobenzene	3.469	168	348023	50.000	ug/l	0.00
29) 1,4-Difluorobenzene	3.814	114	504838	50.000	ug/l	0.00
45) Chlorobenzene-d5	5.927	117	425534	50.000	ug/l	0.00
58) 1,4-Dichlorobenzene-d4	7.983	152	148958	50.000	ug/l	0.00
83) 1,4-Dioxane d8	4.295	96	10398	500.000	ug/l	0.00
System Monitoring Compounds						
27) % Dibromofluoromethane	3.202	192	31904	50.951	ug/l	0.00
Spiked Amount 50.000	Range 70 - 130		Recovery = 101.90%			
40) % Toluene-d8	4.740	98	545109	43.057	ug/l	0.00
Spiked Amount 50.000	Range 70 - 130		Recovery = 86.12%			
57) % Bromofluorobenzene	6.963	95	160472	42.132	ug/l	0.00
Spiked Amount 50.000	Range 70 - 130		Recovery = 84.26%			
59) % 1,2-dichlorobenzene-d4	8.391	152	131077	48.285	ug/l	0.00
Spiked Amount 50.000	Range 70 - 130		Recovery = 96.56%			
Target Compounds						Qvalue
10) Carbon Disulfide	1.936	76	13991	2.065	ug/l	92
13) Acetone	2.255	43	40893	50.160	ug/l	98
28) Methyl Ethyl Ketone	3.281	43	23554	16.400	ug/l	79
72) p-Isopropyltoluene	7.857	119	47210	6.474	ug/l	98

(#)out of range (m)manual integration reviewed by analyst (+)signals summed

Quantitation Report (QT Reviewed)

Data Path : H:\V2017\CHEM18\08AUG\080217\
Data File : 0802M19.D
Acq On : 2 Aug 2017 3:45 pm
Operator :
Client ID : G CREEK STG BLD LL
Lab ID : BY76292
ALS Vial : 1 Sample Multiplier: 1

Quant Time: Aug 03 10:09:57 2017
Quant Method : H:\V2017\CHEM18\Methods\VT-M0801.M
Quant Title : VOA Standards for 5 point calibration
QLast Update : Tue Aug 01 15:39:08 2017
Response via : Initial Calibration

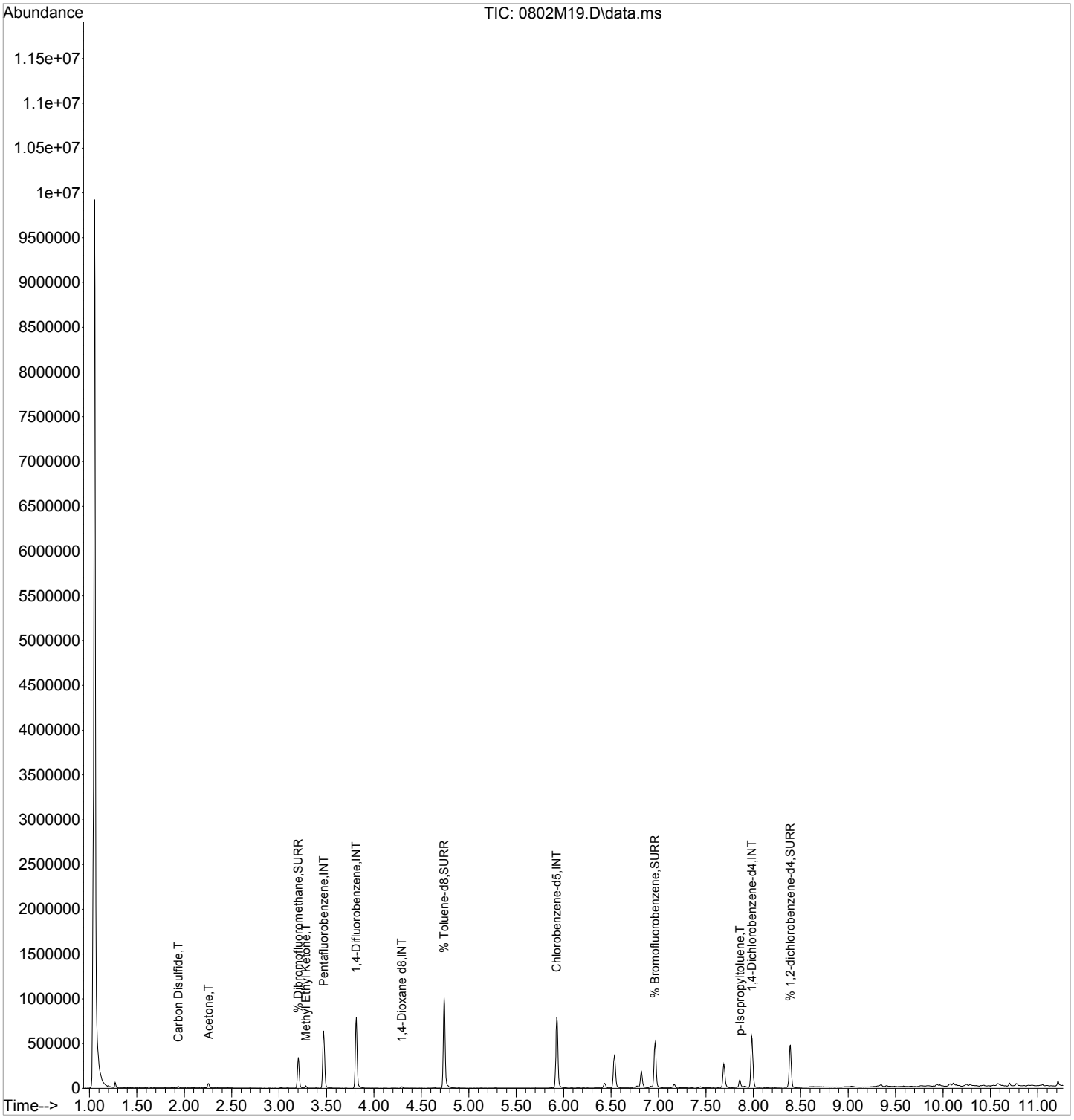

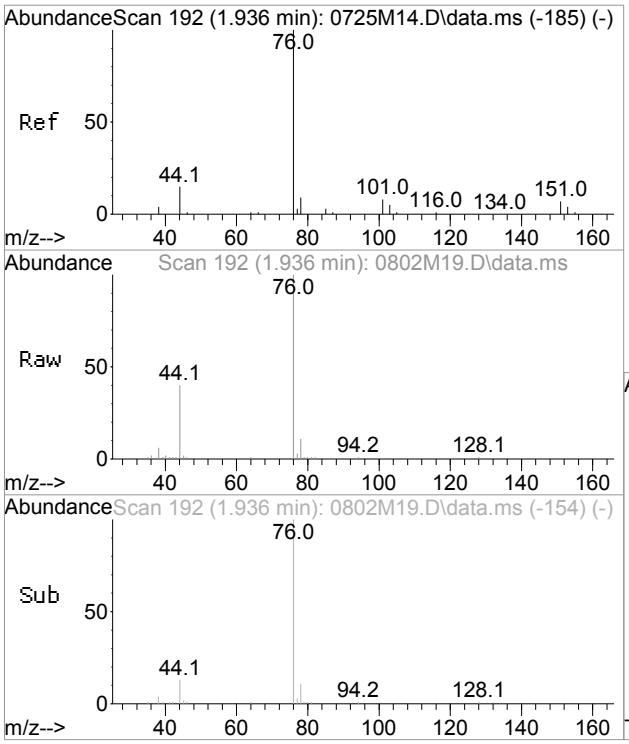

#10
Carbon Disulfide
Concen: 2.07 ug/l
RT: 1.936 min Scan# 192
Delta R.T. 0.000 min
Lab File: 0802M19.D
Acq: 2 Aug 2017 3:45 pm

Tgt Ion: 76 Resp: 13991

Ion	Ratio	Lower	Upper
76	100		
78	12.9	0.0	40.0

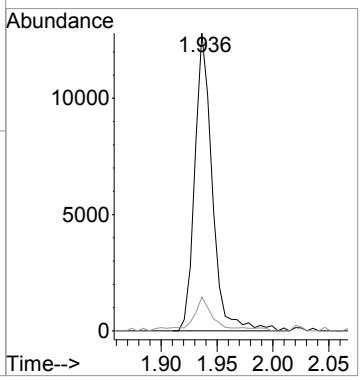

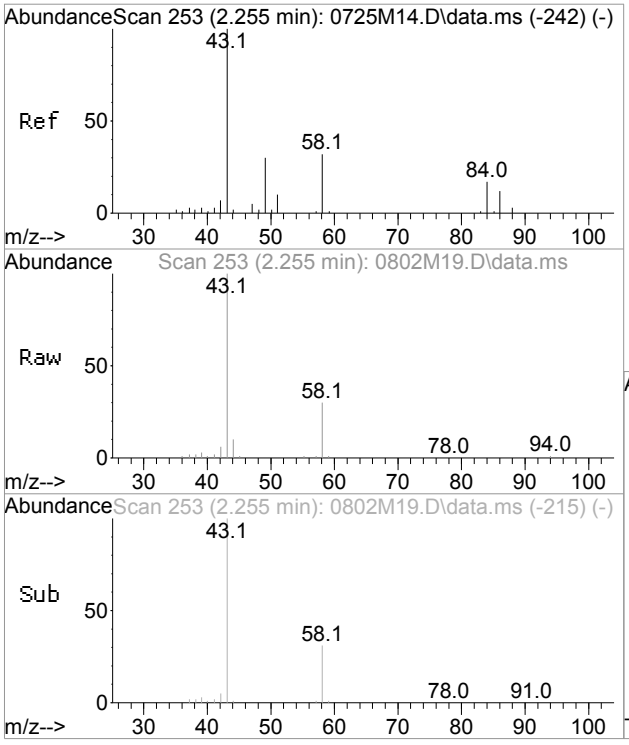

#13
Acetone
Concen: 50.16 ug/l
RT: 2.255 min Scan# 253
Delta R.T. 0.000 min
Lab File: 0802M19.D
Acq: 2 Aug 2017 3:45 pm

Tgt Ion: 43 Resp: 40893

Ion	Ratio	Lower	Upper
43	100		
58	31.8	3.1	63.1

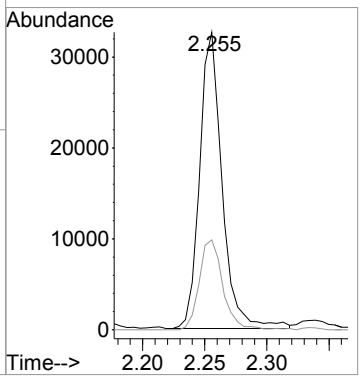

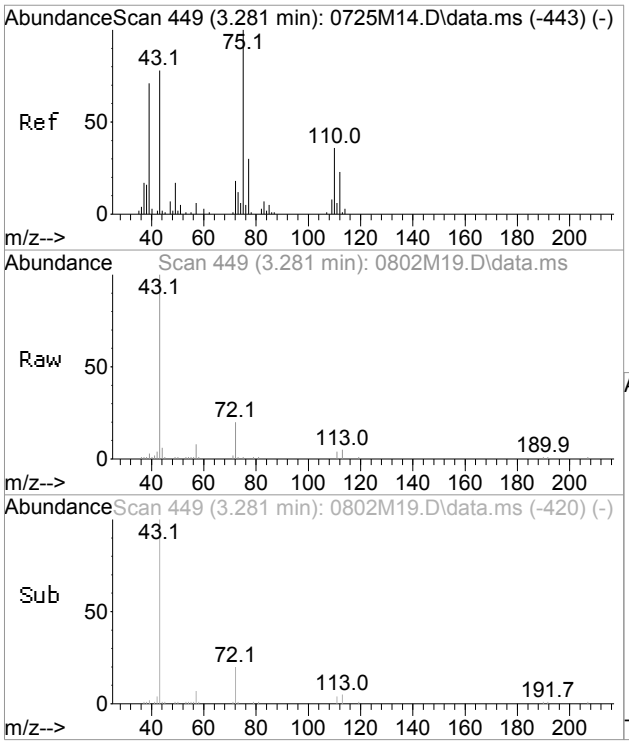

#28
Methyl Ethyl Ketone
Concen: 16.40 ug/l
RT: 3.281 min Scan# 449
Delta R.T. 0.000 min
Lab File: 0802M19.D
Acq: 2 Aug 2017 3:45 pm

Tgt Ion: 43 Resp: 23554

Ion	Ratio	Lower	Upper
43	100		
72	19.2	0.9	60.9

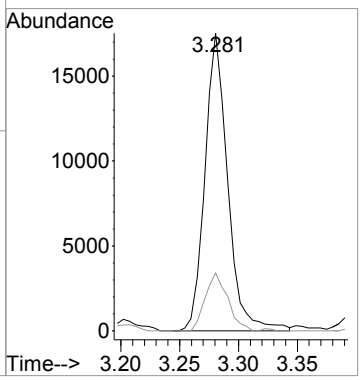

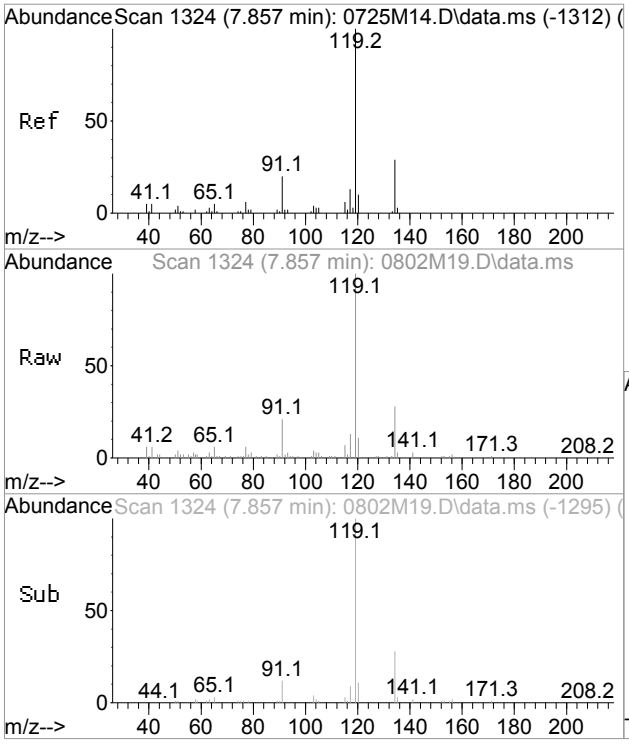

#72
p-Isopropyltoluene
Concen: 6.47 ug/l
RT: 7.857 min Scan# 1324
Delta R.T. 0.000 min
Lab File: 0802M19.D
Acq: 2 Aug 2017 3:45 pm

Tgt Ion:119 Resp: 47210

Ion	Ratio	Lower	Upper
119	100		
134	27.8	0.0	58.5
91	22.1	0.0	50.4

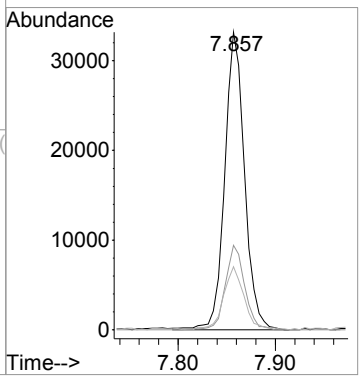

CLIENT ID

VOLATILE ORGANICS ANALYSIS DATA SHEET

G CREEK STG BLD HL

Client: NETC Lab: Phoenix Env. Labs

SDG No.: GBY76292 Lab Sample ID: BY76292 50X

Sample wt/vol: 5.65 (g/mL) g Lab File ID: 0801M40.D

Level: (low/med/meth): Meth Date Received: 08/01/17

% Moisture: 44 Date Analyzed: 08/02/17

Instrument: CHEM18 Column: rtx-vms Dilution Factor: 50

Soil Extract Volume 12486 (uL) pH: n.a. Soil Aliquot Vol: 100 (uL)

Matrix: (soil/water) Soil CONCENTRATION UNITS: (ug/L or ug/Kg) ug/Kg

CAS NO.	COMPOUND	CONC.	Q	MDL/LOD	RL/PQL	R
75-71-8	Dichlorodifluoromethane	990	U	99	990	
74-87-3	Chloromethane	990	U	200	990	
75-01-4	Vinyl Chloride	990	U	99	990	
74-83-9	Bromomethane	990	U	390	990	
75-00-3	Chloroethane	990	U	99	990	
75-69-4	Trichlorofluoromethane	990	U	200	990	
75-35-4	1,1-Dichloroethene	990	U	99	990	
76-13-1	Trichlorotrifluoroethane	990	U	99	990	
75-15-0	Carbon Disulfide	500		200	480	r
75-09-2	Methylene Chloride	990	U	990	990	
67-64-1	Acetone	4900	U	990	4900	
156-60-5	Trans-1,2-Dichloroethene	990	U	99	990	
1634-04-4	Methyl t-Butyl Ether (MTBE)	2000	U	200	2000	
75-34-3	1,1-Dichloroethane	990	U	200	990	
107-13-1	Acrylonitrile	2000	U	200	2000	
156-59-2	Cis-1,2-Dichloroethene	990	U	99	990	
594-20-7	2,2-Dichloropropane	990	U	99	990	
74-97-5	Bromochloromethane	990	U	99	990	
67-66-3	Chloroform	990	U	99	990	
56-23-5	Carbon Tetrachloride	990	U	200	990	
109-99-9	Tetrahydrofuran (THF)	2000	U	490	2000	
71-55-6	1,1,1-Trichloroethane	990	U	99	990	
78-93-3	Methyl Ethyl Ketone	5900	U	990	5900	
563-58-6	1,1-Dichloropropene	990	U	99	990	
71-43-2	Benzene	990	U	99	990	
107-06-2	1,2-Dichloroethane	990	U	99	990	
79-01-6	Trichloroethene	990	U	99	990	
74-95-3	Dibromomethane	990	U	200	990	
78-87-5	1,2-dichloropropane	990	U	200	990	
75-27-4	Bromodichloromethane	990	U	200	990	
10061-01-5	cis-1,3-Dichloropropene	990	U	99	990	
108-88-3	Toluene	990	U	99	990	
108-10-1	4-Methyl-2-Pentanone	4900	U	990	4900	
127-18-4	Tetrachloroethene	990	U	200	990	
10061-02-6	trans-1,3-Dichloropropene	990	U	99	990	
79-00-5	1,1,2-Trichloroethane	990	U	200	990	

FORM I VOA

r=Result Reported U=Not Detected D=Reported Dilution E/J=Estimated Value X=Not Used S=Lab Solvent

CLIENT ID

VOLATILE ORGANICS ANALYSIS DATA SHEET

Client:	NETC	Lab:	Phoenix Env. Labs	G CREEK STG BLD HL	
SDG No.:	GBY76292			Lab Sample ID:	BY76292 50X
Sample wt/vol:	5.65 (g/mL) g			Lab File ID:	0801M40.D
Level: (low/med/meth):	Meth			Date Received:	08/01/17
% Moisture:	44			Date Analyzed:	08/02/17
Instrument:	CHEM18	Column:	rtx-vms	Dilution Factor:	50
Soil Extract Volume	12486 (uL)	pH:	n.a.	Soil Aliquot Vol:	100 (uL)
Matrix: (soil/water)	Soil			CONCENTRATION UNITS: (ug/L or ug/Kg)	ug/Kg

CAS NO.	COMPOUND	CONC.	Q	MDL/LOD	RL/PQL	R
124-48-1	Dibromochloromethane	990	U	200	990	
142-28-9	1,3-Dichloropropane	990	U	200	990	
106-93-4	1,2-Dibromoethane	990	U	99	990	
591-78-6	2-Hexanone	4900	U	990	4900	
108-90-7	Chlorobenzene	990	U	99	990	
100-41-4	Ethylbenzene	990	U	99	990	
630-20-6	1,1,1,2-Tetrachloroethane	990	U	200	990	
179601-23-1	m&p-Xylene	990	U	200	990	
95-47-6	o-Xylene	990	U	200	990	
100-42-5	Styrene	990	U	99	990	
75-25-2	Bromoform	990	U	200	990	
98-82-8	Isopropylbenzene	990	U	99	990	
108-86-1	Bromobenzene	990	U	99	990	
103-65-1	n-Propylbenzene	990	U	200	990	
79-34-5	1,1,2,2-Tetrachloroethane	990	U	200	990	
95-49-8	2-Chlorotoluene	990	U	200	990	
108-67-8	1,3,5-Trimethylbenzene	990	U	99	990	
96-18-4	1,2,3-Trichloropropane	990	U	99	990	
110-57-6	trans-1,4-Dichloro-2-butene	2000	U	490	2000	
106-43-4	4-Chlorotoluene	990	U	99	990	
98-06-6	tert-Butylbenzene	990	U	99	990	
95-63-6	1,2,4-Trimethylbenzene	990	U	99	990	
135-98-8	sec-Butylbenzene	990	U	99	990	
99-87-6	p-Isopropyltoluene	990	U	99	990	
541-73-1	1,3-Dichlorobenzene	990	U	99	990	
106-46-7	1,4-Dichlorobenzene	990	U	99	990	
527-84-4	2-Isopropyltoluene	990	U	99	990	
104-51-8	n-Butylbenzene	990	U	99	990	
95-50-1	1,2-Dichlorobenzene	990	U	99	990	
96-12-8	1,2-Dibromo-3-Chloropropane	990	U	200	990	
87-68-3	Hexachlorobutadiene	990	U	99	990	
120-82-1	1,2,4-Trichlorobenzene	990	U	200	990	
91-20-3	Naphthalene	990	U	200	990	
87-61-6	1,2,3-Trichlorobenzene	990	U	200	990	

FORM I VOA

r=Result Reported U=Not Detected D=Reported Dilution E/J=Estimated Value X=Not Used S=Lab Solvent

Quantitation Report (QT Reviewed)

Data Path : H:\V2017\CHEM18\08AUG\080117\
Data File : 0801M40.D
Acq On : 2 Aug 2017 1:39 am
Operator :
Client ID : G CREEK STG BLD HL
Lab ID : BY76292 50X
ALS Vial : 1 Sample Multiplier: 1

Quant Time: Aug 02 08:25:11 2017
Quant Method : H:\V2017\CHEM18\Methods\VT-M0801.M
Quant Title : VOA Standards for 5 point calibration
QLast Update : Tue Aug 01 15:39:08 2017
Response via : Initial Calibration

Compound	R.T.	QIon	Response	Conc	Units	Dev(Min)
Internal Standards						
1) Pentafluorobenzene	3.469	168	342998	50.000	ug/l	0.00
29) 1,4-Difluorobenzene	3.809	114	493681	50.000	ug/l	0.00
45) Chlorobenzene-d5	5.927	117	478680	50.000	ug/l	0.00
58) 1,4-Dichlorobenzene-d4	7.983	152	240681	50.000	ug/l	0.00
83) 1,4-Dioxane d8	4.295	96	15379	500.000	ug/l	0.00
System Monitoring Compounds						
27) % Dibromofluoromethane	3.202	192	30091	48.760	ug/l	0.00
Spiked Amount 50.000	Range 70 - 130		Recovery = 97.52%			
40) % Toluene-d8	4.740	98	553113	44.677	ug/l	0.00
Spiked Amount 50.000	Range 70 - 130		Recovery = 89.36%			
57) % Bromofluorobenzene	6.963	95	213393	49.806	ug/l	0.00
Spiked Amount 50.000	Range 70 - 130		Recovery = 99.62%			
59) % 1,2-dichlorobenzene-d4	8.391	152	208331	47.496	ug/l	0.00
Spiked Amount 50.000	Range 70 - 130		Recovery = 95.00%			
Target Compounds						Qvalue
10) Carbon Disulfide	1.921	76	17006	2.547	ug/l	93

(#)out of range (m)manual integration reviewed by analyst (+)signals summed

Quantitation Report (QT Reviewed)

Data Path : H:\V2017\CHEM18\08AUG\080117\
Data File : 0801M40.D
Acq On : 2 Aug 2017 1:39 am
Operator :
Client ID : G CREEK STG BLD HL
Lab ID : BY76292 50X
ALS Vial : 1 Sample Multiplier: 1

Quant Time: Aug 02 08:25:11 2017
Quant Method : H:\V2017\CHEM18\Methods\VT-M0801.M
Quant Title : VOA Standards for 5 point calibration
QLast Update : Tue Aug 01 15:39:08 2017
Response via : Initial Calibration

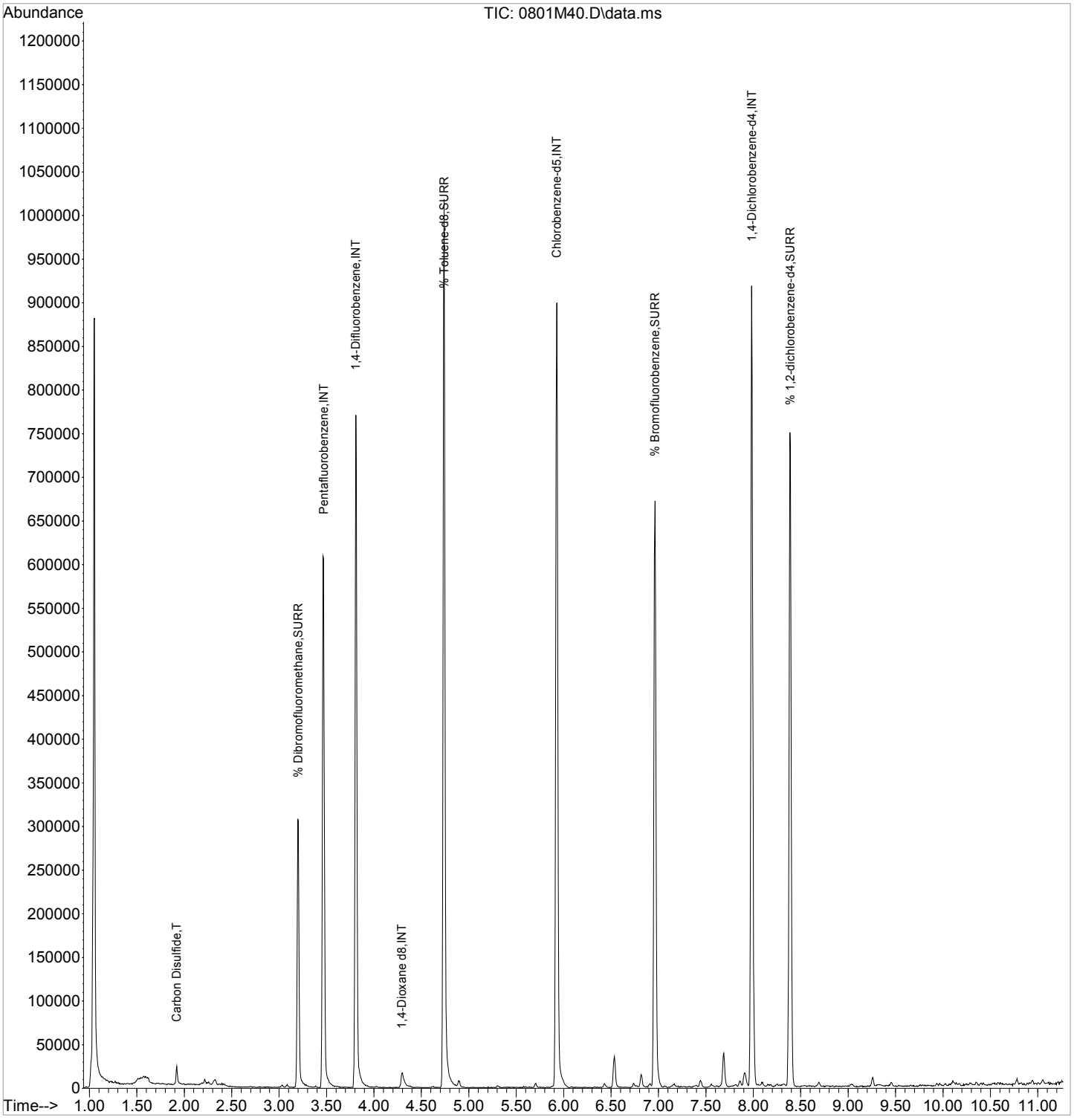

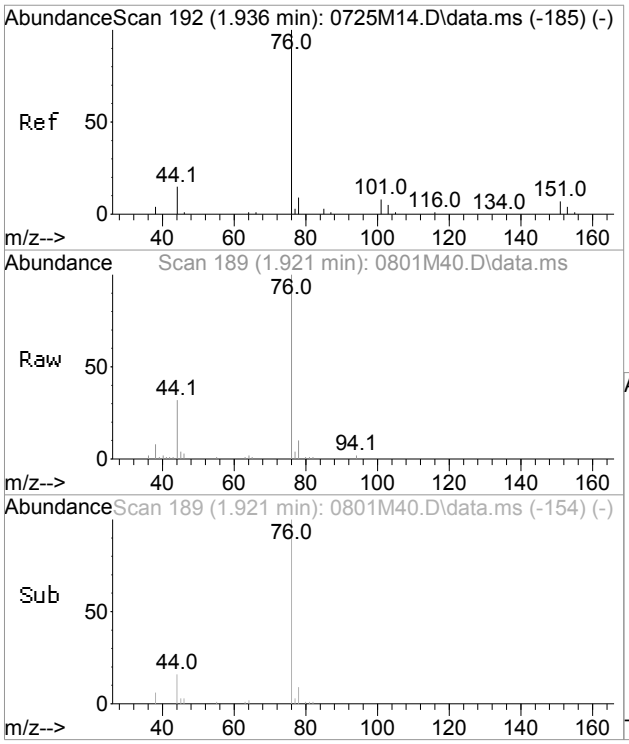

#10
Carbon Disulfide
Concen: 2.55 ug/l
RT: 1.921 min Scan# 189
Delta R.T. -0.016 min
Lab File: 0801M40.D
Acq: 2 Aug 2017 1:39 am

Tgt Ion: 76 Resp: 17006

Ion	Ratio	Lower	Upper
76	100		
78	12.5	0.0	40.0

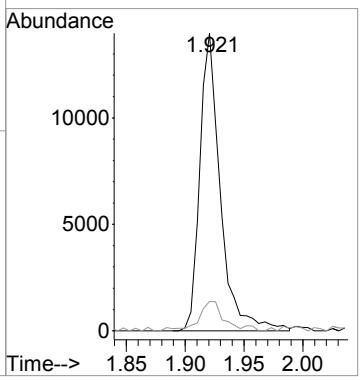

VOLATILE ORGANICS INITIAL CALIBRATION DATA

Lab Name: Phoenix Environmental Labs Client: NETC

Lab Code: Phoenix Case No.: SAS No.: SDG No.: GBY76292

Instrument ID: CHEM18 Calibration Date(s): 08/01/17 08/01/17

Heated Purge (Y/N): Y Calibration Time(s): 12:53 15:00

GC Column: rtx-vms Method File: VT-M0801.M

LAB FILE ID:

RRF 2	0801M08.D	RRF 5	0801M09.D	RRF 10	0801M10.D	RRF 20	0801M11.D
RRF 50	0801M12.D	RRF 100	0801M13.D	RRF 200	0801M14.D		

COMPOUND		RRF 2	RRF 5	RRF 10	RRF 20	RRF 50	RRF 100	RRF 200		$\overline{RRF}$	% RSD	% RSD LIMITS
Dichlorodifluoromethane		0.423	0.440	0.524	0.513	0.556	0.540	0.555		0.507	10.7	20 (40)
Chloromethane		0.824	0.811	0.930	0.898	0.943	0.902	0.886		0.885	5.6	20 (40)
Vinyl Chloride		0.578	0.557	0.662	0.637	0.659	0.622	0.607		0.617	6.4	20 (30)
Bromomethane		0.195	0.206	0.231	0.218	0.218	0.209	0.200		0.211	5.8	20 (40)
Chloroethane		0.264	0.259	0.300	0.283	0.281	0.240	0.163		0.256	17.7	20 (40)
Trichlorofluoromethane		0.570	0.571	0.629	0.616	0.624	0.580	0.545		0.591	5.4	20 (40)
1,1-Dichloroethene		0.297	0.283	0.328	0.317	0.327	0.310	0.296		0.308	5.5	20 (30)
Trichlorotrifluoroethane		0.255	0.265	0.323	0.302	0.305	0.274	0.269		0.285	8.8	20 (40)
Carbon Disulfide		0.955	0.915	1.078	1.024	1.028	0.932	0.880		0.973	7.4	20 (40)
Methylene Chloride		0.474	0.364	0.351	0.315	0.308	0.297	0.281		0.341	19.2	20 (40)
Acetone			0.147	0.130	0.115	0.110	0.100	0.101		0.117	15.6	20 (40)
Trans-1,2-Dichloroethene		0.348	0.303	0.350	0.337	0.342	0.317	0.302		0.328	6.3	20 (40)
Methyl t-Butyl Ether (MTBE)		0.796	0.769	0.797	0.760	0.756	0.727	0.708		0.759	4.4	20 (40)
1,1-Dichloroethane		0.800	0.830	0.890	0.839	0.878	0.839	0.818		0.842	3.8	20 (40)
Acrylonitrile		0.164	0.149	0.175	0.165	0.172	0.163	0.168		0.165	5.2	20 (40)
Cis-1,2-Dichloroethene		0.432	0.426	0.501	0.466	0.478	0.456	0.452		0.459	5.6	20 (40)
2,2-Dichloropropane		0.554	0.560	0.596	0.562	0.589	0.551	0.532		0.563	4.0	20 (40)
Bromochloromethane		0.193	0.202	0.219	0.205	0.195	0.181	0.169		0.195	8.4	20 (40)
Chloroform		0.644	0.659	0.698	0.641	0.620	0.572	0.545		0.626	8.4	20 (30)
Carbon Tetrachloride		0.446	0.430	0.465	0.433	0.445	0.430	0.437		0.441	2.8	20 (40)
Tetrahydrofuran (THF)		0.154	0.136	0.129	0.128	0.124	0.117	0.122		0.130	9.2	20 (40)
1,1,1-Trichloroethane		0.510	0.550	0.548	0.531	0.536	0.508	0.501		0.526	3.8	20 (40)
Methyl Ethyl Ketone		0.248	0.206	0.219	0.202	0.198	0.181	0.191		0.206	10.7	20 (40)
1,1-Dichloropropene		0.376	0.352	0.397	0.374	0.377	0.360	0.355		0.370	4.2	20 (40)
Benzene		1.170	1.094	1.151	1.105	1.124	1.085	1.049		1.111	3.7	20 (40)
1,2-Dichloroethane		0.295	0.291	0.315	0.306	0.312	0.316	0.314		0.307	3.3	20 (40)
Trichloroethene		0.300	0.292	0.334	0.307	0.310	0.296	0.281		0.303	5.5	20 (40)
Dibromomethane		0.135	0.137	0.148	0.145	0.155	0.158	0.160		0.148	6.8	20 (40)
1,2-dichloropropane		0.292	0.290	0.321	0.311	0.329	0.325	0.315		0.312	4.9	20 (30)
Bromodichloromethane		0.268	0.259	0.289	0.277	0.300	0.295	0.290		0.283	5.3	20 (40)
cis-1,3-Dichloropropene		0.398	0.392	0.451	0.431	0.470	0.468	0.465		0.439	7.6	20 (40)
Toluene		0.593	0.582	0.661	0.653	0.694	0.679	0.672		0.648	6.7	20 (30)
4-Methyl-2-Pentanone		0.307	0.280	0.307	0.295	0.319	0.303	0.310		0.303	4.1	20 (40)
Tetrachloroethene		0.234	0.248	0.277	0.267	0.271	0.265	0.256		0.260	5.8	20 (40)
trans-1,3-Dichloropropene		0.317	0.316	0.340	0.329	0.342	0.335	0.323		0.329	3.2	20 (40)
1,1,2-Trichloroethane		0.210	0.204	0.221	0.217	0.225	0.224	0.221		0.218	3.5	20 (40)
Dibromochloromethane		0.180	0.182	0.200	0.195	0.201	0.199	0.201		0.194	4.7	20 (40)
1,3-Dichloropropane		0.379	0.376	0.398	0.364	0.361	0.335	0.310		0.360	8.2	20 (40)
1,2-Dibromoethane		0.233	0.227	0.241	0.227	0.227	0.211	0.204		0.224	5.6	20 (40)
2-Hexanone		0.305	0.246	0.245	0.231	0.233	0.213	0.218		0.242	12.6	20 (40)
Chlorobenzene		0.702	0.703	0.754	0.707	0.704	0.647	0.612		0.690	6.7	20 (40)
Ethylbenzene		0.389	0.373	0.422	0.389	0.379	0.338	0.310		0.371	9.9	20 (30)
1,1,1,2-Tetrachloroethane		0.199	0.211	0.219	0.212	0.210	0.195	0.188		0.205	5.4	20 (40)
m&p-Xylene		0.491	0.485	0.522	0.474	0.448	0.402	0.368		0.456	11.8	20 (40)
o-Xylene		0.491	0.493	0.544	0.503	0.503	0.459	0.433		0.489	7.2	20 (40)
Styrene		0.861	0.844	0.872	0.794	0.760	0.684	0.625		0.777	12.1	20 (40)
Bromoform	*	0.102	0.100	0.105	0.096	0.095	0.096	0.100		0.099	3.8	20 (40)
Isopropylbenzene		0.736	0.791	0.845	0.821	0.802	0.737	0.691		0.775	7.1	20 (40)
Bromobenzene		0.629	0.638	0.713	0.679	0.688	0.643	0.606		0.657	5.8	20 (40)

(*) Recommended RRF not met (+) %D exceeds criteria % (#) %D exceeds (maximum) %
%D: 10% of target compounds are allowed to be above criteria %, but must be less than the (maximum) %

FORM VI VOA

6C
VOLATILE ORGANICS INITIAL CALIBRATION DATA

Lab Name: Phoenix Environmental Labs Client: NETC

Lab Code: Phoenix Case No.: SAS No.: SDG No.: GBY76292

Instrument ID: CHEM18 Calibration Date(s): 08/01/17 08/01/17

Heated Purge (Y/N): Y Calibration Time(s): 12:53 15:00

GC Column: rtx-vms Method File: VT-M0801.M

LAB FILE ID:

RRF 2	0801M08.D	RRF 5	0801M09.D	RRF 10	0801M10.D	RRF 20	0801M11.D
RRF 50	0801M12.D	RRF 100	0801M13.D	RRF 200	0801M14.D		

COMPOUND		RRF 2	RRF 5	RRF 10	RRF 20	RRF 50	RRF 100	RRF 200		$\overline{RRF}$	% RSD	% RSD LIMITS
n-Propylbenzene		0.746	0.739	0.816	0.783	0.762	0.690	0.641		0.740	7.9	20 (40)
1,1,2,2-Tetrachloroethane		0.519	0.497	0.521	0.499	0.494	0.461	0.451		0.492	5.5	20 (40)
2-Chlorotoluene		0.661	0.628	0.707	0.667	0.647	0.592	0.554		0.637	8.0	20 (40)
1,3,5-Trimethylbenzene		2.112	2.040	2.250	2.153	2.046	1.840	1.676		2.017	9.7	20 (40)
1,2,3-Trichloropropane		0.452	0.421	0.426	0.407	0.374	0.329	0.304		0.388	14.0	20 (40)
trans-1,4-Dichloro-2-butene		0.162	0.154	0.163	0.157	0.158	0.147	0.145		0.155	4.3	20 (40)
4-Chlorotoluene		0.671	0.657	0.694	0.655	0.635	0.582	0.548		0.635	8.1	20 (40)
tert-Butylbenzene		1.942	1.943	2.111	2.055	2.008	1.849	1.729		1.948	6.6	20 (40)
1,2,4-Trimethylbenzene		2.177	2.115	2.290	2.188	2.117	1.910	1.774		2.082	8.6	20 (40)
sec-Butylbenzene		2.779	2.753	3.009	2.851	2.738	2.491	2.320		2.706	8.5	20 (40)
p-Isopropyltoluene		2.472	2.447	2.689	2.565	2.510	2.285	2.165		2.448	7.1	20 (40)
1,3-Dichlorobenzene		1.386	1.266	1.344	1.258	1.201	1.102	1.030		1.227	10.4	20 (40)
1,4-Dichlorobenzene		1.195	1.091	1.200	1.147	1.130	1.054	1.012		1.118	6.3	20 (40)
2-Isopropyltoluene		2.276	2.248	2.488	2.430	2.418	2.251	2.105		2.317	5.8	20 (40)
n-Butylbenzene		2.062	1.975	2.306	2.233	2.230	2.023	1.906		2.105	7.2	20 (40)
1,2-Dichlorobenzene		1.099	1.006	1.119	1.069	1.068	1.025	0.980		1.052	4.8	20 (40)
1,2-Dibromo-3-Chloropropane		0.098	0.083	0.090	0.092	0.107	0.108	0.119		0.099	12.5	20 (40)
Hexachlorobutadiene		0.484	0.454	0.518	0.499	0.491	0.436	0.397		0.468	8.9	20 (40)
1,2,4-Trichlorobenzene		0.955	0.862	0.890	0.816	0.771	0.685	0.632		0.802	14.3	20 (40)
Naphthalene		2.215	1.920	2.073	1.998	2.033	1.951	1.893		2.012	5.5	20 (40)
1,2,3-Trichlorobenzene		0.899	0.776	0.847	0.796	0.793	0.738	0.700		0.793	8.3	20 (40)
% Dibromofluoromethane		0.094	0.092	0.089	0.093	0.088	0.087	0.087		0.090	3.4	20 (40)
% Toluene-d8		1.138	1.154	1.184	1.204	1.295	1.373	1.429		1.254	9.0	20 (40)
% Bromofluorobenzene		0.444	0.453	0.447	0.443	0.445	0.447	0.454		0.448	1.0	20 (40)
% 1,2-dichlorobenzene-d4		0.861	0.890	0.901	0.918	0.927	0.940	0.941		0.911	3.2	20 (40)

(*) Recommended RRF not met (+) %D exceeds criteria % (#) %D exceeds (maximum) %
%D: 10% of target compounds are allowed to be above criteria %, but must be less than the (maximum) %

FORM VI VOA

Response Factor Report Chem18

Method Path : H:\V2017\CHEM18\Methods\
Method File : VT-M0801.M
Title : VOA Standards for 5 point calibration
Last Update : Tue Aug 01 15:39:06 2017
Response Via : Initial Calibration

Calibration Files (Note: Curves (l,lf,q,qf) display calculated conc and corr. coefficient.)
002 =0801M08.D 005 =0801M09.D 010 =0801M10.D 020 =0801M11.D 050 =0801M12.D 100 =0801M13.D 200 =0801M14.D

	Compound	002	005	010	020	050	100	200	Avg	%RSD
1)	INT Pentafluorobenzene	----------ISTD----------								
2)	T Dichlorodifluo...	0.423	0.440	0.524	0.513	0.556	0.540	0.555	0.507	10.68
3)	T Chloromethane	0.824	0.811	0.930	0.898	0.943	0.902	0.886	0.885	5.64
4)	T Vinyl Chloride	0.578	0.557	0.662	0.637	0.659	0.622	0.607	0.617	6.43
5)	T Bromomethane	0.195	0.206	0.231	0.218	0.218	0.209	0.200	0.211	5.75
6)	T Chloroethane	0.264	0.259	0.300	0.283	0.281	0.240	0.163	0.256	17.71#
7)	T Trichlorofluor...	0.570	0.571	0.629	0.616	0.624	0.580	0.545	0.591	5.43
8)	T 1,1-Dichloroet...	0.297	0.283	0.328	0.317	0.327	0.310	0.296	0.308	5.48
9)	T Trichlorotrifl...	0.255	0.265	0.323	0.302	0.305	0.274	0.269	0.285	8.84
10)	T Carbon Disulfide	0.955	0.915	1.078	1.024	1.028	0.932	0.880	0.973	7.35
12)	T Methylene Chlo...	0.474	0.364	0.351	0.315	0.308	0.297	0.281	0.341	19.17#
13)	T Acetone		0.147	0.130	0.115	0.110	0.100	0.101	0.117	15.63#
14)	T Trans-1,2-Dich...	0.348	0.303	0.350	0.337	0.342	0.317	0.302	0.328	6.34
16)	T Methyl t-Butyl...	0.796	0.769	0.797	0.760	0.756	0.727	0.708	0.759	4.39
17)	T 1,1-Dichloroet...	0.800	0.830	0.890	0.839	0.878	0.839	0.818	0.842	3.78
18)	T Acrylonitrile	0.164	0.149	0.175	0.165	0.172	0.163	0.168	0.165	5.15
19)	T Cis-1,2-Dichlo...	0.432	0.426	0.501	0.466	0.478	0.456	0.452	0.459	5.64
20)	T 2,2-Dichloropr...	0.554	0.560	0.596	0.562	0.589	0.551	0.532	0.563	3.96
21)	T Bromochloromet...	0.193	0.202	0.219	0.205	0.195	0.181	0.169	0.195	8.41
23)	T Chloroform	0.644	0.659	0.698	0.641	0.620	0.572	0.545	0.626	8.35
24)	T Carbon Tetrach...	0.446	0.430	0.465	0.433	0.445	0.430	0.437	0.441	2.84
25)	T Tetrahydrofura...	0.154	0.136	0.129	0.128	0.124	0.117	0.122	0.130#	9.23
26)	T 1,1,1-Trichlor...	0.510	0.550	0.548	0.531	0.536	0.508	0.501	0.526	3.81
27)	SURR% Dibromofluor...	0.094	0.092	0.089	0.093	0.088	0.087	0.087	0.090	3.37
28)	T Methyl Ethyl K...	0.248	0.206	0.219	0.202	0.198	0.181	0.191	0.206	10.66
29)	INT 1,4-Difluorobenzene	----------ISTD----------								
30)	T 1,1-Dichloropr...	0.376	0.352	0.397	0.374	0.377	0.360	0.355	0.370	4.17
31)	T Benzene	1.170	1.094	1.151	1.105	1.124	1.085	1.049	1.111	3.69
32)	T 1,2-Dichloroet...	0.295	0.291	0.315	0.306	0.312	0.316	0.314	0.307	3.31
34)	T Trichloroethene	0.300	0.292	0.334	0.307	0.310	0.296	0.281	0.303	5.48
35)	T Dibromomethane	0.135	0.137	0.148	0.145	0.155	0.158	0.160	0.148	6.76
36)	T 1,2-dichloropr...	0.292	0.290	0.321	0.311	0.329	0.325	0.315	0.312	4.90
37)	T Bromodichlorom...	0.268	0.259	0.289	0.277	0.300	0.295	0.290	0.283	5.28
38)	T cis-1,3-Dichlo...	0.398	0.392	0.451	0.431	0.470	0.468	0.465	0.439	7.55
39)	T Toluene	0.593	0.582	0.661	0.653	0.694	0.679	0.672	0.648	6.70
40)	SURR% Toluene-d8	1.138	1.154	1.184	1.204	1.295	1.373	1.429	1.254	9.04
41)	T 4-Methyl-2-Pen...	0.307	0.280	0.307	0.295	0.319	0.303	0.310	0.303	4.10
42)	T Tetrachloroethene	0.234	0.248	0.277	0.267	0.271	0.265	0.256	0.260	5.81
43)	T trans-1,3-Dich...	0.317	0.316	0.340	0.329	0.342	0.335	0.323	0.329	3.15
44)	T 1,1,2-Trichlor...	0.210	0.204	0.221	0.217	0.225	0.224	0.221	0.218	3.53

Method Path : H:\V2017\CHEM18\Methods\
Method File : VT-M0801.M

45)	INT	Chlorobenzene-d5	----------ISTD----------								
46)	T	Dibromochlorom...	0.180	0.182	0.200	0.195	0.201	0.199	0.201	0.194	4.73
47)	T	1,3-Dichloropr...	0.379	0.376	0.398	0.364	0.361	0.335	0.310	0.360	8.18
48)	T	1,2-Dibromoethane	0.233	0.227	0.241	0.227	0.227	0.211	0.204	0.224	5.63
49)	T	2-Hexanone	0.305	0.246	0.245	0.231	0.233	0.213	0.218	0.242	12.63
50)	T	Chlorobenzene	0.702	0.703	0.754	0.707	0.704	0.647	0.612	0.690	6.70
51)	T	Ethylbenzene	0.389	0.373	0.422	0.389	0.379	0.338	0.310	0.371	9.85
52)	T	1,1,1,2-Tetrac...	0.199	0.211	0.219	0.212	0.210	0.195	0.188	0.205	5.42
53)	T	m&p-Xylene	0.491	0.485	0.522	0.474	0.448	0.402	0.368	0.456	11.80
54)	T	o-Xylene	0.491	0.493	0.544	0.503	0.503	0.459	0.433	0.489	7.22
55)	T	Styrene	0.861	0.844	0.872	0.794	0.760	0.684	0.625	0.777	12.08
56)	T	Bromoform	0.102	0.100	0.105	0.096	0.095	0.096	0.100	0.099#	3.79
57)	SURR%	Bromofluorob...	0.444	0.453	0.447	0.443	0.445	0.447	0.454	0.448	1.02
58)	INT	1,4-Dichlorobenzen...	----------ISTD----------								
59)	SURR%	1,2-dichloro...	0.861	0.890	0.901	0.918	0.927	0.940	0.941	0.911	3.17
60)	T	Isopropylbenzene	0.736	0.791	0.845	0.821	0.802	0.737	0.691	0.775	7.06
61)	T	Bromobenzene	0.629	0.638	0.713	0.679	0.688	0.643	0.606	0.657	5.77
62)	T	n-Propylbenzene	0.746	0.739	0.816	0.783	0.762	0.690	0.641	0.740	7.88
63)	T	1,1,2,2-Tetrac...	0.519	0.497	0.521	0.499	0.494	0.461	0.451	0.492	5.45
64)	T	2-Chlorotoluene	0.661	0.628	0.707	0.667	0.647	0.592	0.554	0.637	7.97
65)	T	1,3,5-Trimethy...	2.112	2.040	2.250	2.153	2.046	1.840	1.676	2.017	9.73
66)	T	1,2,3-Trichlor...	0.452	0.421	0.426	0.407	0.374	0.329	0.304	0.388	14.00
67)	T	trans-1,4-Dich...	0.162	0.154	0.163	0.157	0.158	0.147	0.145	0.155	4.30
68)	T	4-Chlorotoluene	0.671	0.657	0.694	0.655	0.635	0.582	0.548	0.635	8.13
69)	T	tert-Butylbenzene	1.942	1.943	2.111	2.055	2.008	1.849	1.729	1.948	6.61
70)	T	1,2,4-Trimethy...	2.177	2.115	2.290	2.188	2.117	1.910	1.774	2.082	8.55
71)	T	sec-Butylbenzene	2.779	2.753	3.009	2.851	2.738	2.491	2.320	2.706	8.48
72)	T	p-Isopropyltol...	2.472	2.447	2.689	2.565	2.510	2.285	2.165	2.448	7.12
73)	T	1,3-Dichlorobe...	1.386	1.266	1.344	1.258	1.201	1.102	1.030	1.227	10.36
74)	T	1,4-Dichlorobe...	1.195	1.091	1.200	1.147	1.130	1.054	1.012	1.118	6.28
75)	T	2-Isopropyltol...	2.276	2.248	2.488	2.430	2.418	2.251	2.105	2.317	5.79
76)	T	n-Butylbenzene	2.062	1.975	2.306	2.233	2.230	2.023	1.906	2.105	7.20
77)	T	1,2-Dichlorobe...	1.099	1.006	1.119	1.069	1.068	1.025	0.980	1.052	4.79
78)	T	1,2-Dibromo-3-...	0.098	0.083	0.090	0.092	0.107	0.108	0.119	0.099	12.53
79)	T	Hexachlorobuta...	0.484	0.454	0.518	0.499	0.491	0.436	0.397	0.468	8.91
80)	T	1,2,4-Trichlor...	0.955	0.862	0.890	0.816	0.771	0.685	0.632	0.802	14.25
81)	T	Naphthalene	2.215	1.920	2.073	1.998	2.033	1.951	1.893	2.012	5.45
82)	T	1,2,3-Trichlor...	0.899	0.776	0.847	0.796	0.793	0.738	0.700	0.793	8.33
83)	INT	1,4-Dioxane d8	----------ISTD----------								

(#,$,@)=Out of Range l=linear lf=linear(0,0) q=Quadratic qf=Quadratic(0,0)

Quantitation Report (QT Reviewed)

Data Path : H:\V2017\CHEM18\08AUG\080117\
Data File : 0801M08.D
Acq On : 1 Aug 2017 12:53 pm
Operator :
Client ID : BFB TUNE
Lab ID : VOA-2 PPB STD. VOA50i I 08/01 AO
ALS Vial : 1 Sample Multiplier: 1

Quant Time: Aug 01 14:56:25 2017
Quant Method : H:\V2017\CHEM18\Methods\VT-M0801.M
Quant Title : VOA Standards for 5 point calibration
QLast Update : Tue Aug 01 14:55:02 2017
Response via : Initial Calibration

Compound	R.T.	QIon	Response	Conc	Units	Dev(Min)
Internal Standards						
1) Pentafluorobenzene	3.469	168	343008	50.000	ug/l	0.00
29) 1,4-Difluorobenzene	3.814	114	489183	50.000	ug/l	0.00
45) Chlorobenzene-d5	5.927	117	476263	50.000	ug/l	0.00
58) 1,4-Dichlorobenzene-d4	7.988	152	235616	50.000	ug/l	0.00
83) 1,4-Dioxane d8	4.295	96	15215	500.000	ug/l	0.00
System Monitoring Compounds						
27) % Dibromofluoromethane	3.202	192	32403	54.050	ug/l	0.00
Spiked Amount 50.000	Range 70 - 130		Recovery = 108.10%			
40) % Toluene-d8	4.740	98	556857	42.669	ug/l	0.00
Spiked Amount 50.000	Range 70 - 130		Recovery = 85.34%			
57) % Bromofluorobenzene	6.963	95	211404	49.792	ug/l	0.00
Spiked Amount 50.000	Range 70 - 130		Recovery = 99.58%			
59) % 1,2-dichlorobenzene-d4	8.390	152	202972	46.142	ug/l	0.00
Spiked Amount 50.000	Range 70 - 130		Recovery = 92.28%			
Target Compounds						Qvalue
2) Dichlorodifluoromethane	1.141	85	5800	1.543	ug/l	97
3) Chloromethane	1.267	50	11310	1.787	ug/l	98
4) Vinyl Chloride	1.303	62	7926	1.803	ug/l	97
5) Bromomethane	1.492	94	2682m	1.831	ug/l	
6) Chloroethane	1.560	64	3625	2.027	ug/l	71
7) Trichlorofluoromethane	1.633	101	7821	1.893	ug/l	97
8) 1,1-Dichloroethene	1.910	96	4080	1.868	ug/l	99
9) Trichlorotrifluoroethane	1.926	151	3494	1.761	ug/l	96
10) Carbon Disulfide	1.936	76	13105	1.949	ug/l	92
12) Methylene Chloride	2.219	84	6504	3.136	ug/l	99
13) Acetone	2.250	43	3301	4.585	ug/l	97
14) Trans-1,2-Dichloroethene	2.302	96	4770	2.111	ug/l	89
16) Methyl t-Butyl Ether (...	2.360	73	10927	2.149	ug/l	91
17) 1,1-Dichloroethane	2.642	63	10983	1.865	ug/l	96
18) Acrylonitrile	2.679	53	2245	1.953	ug/l	86
19) Cis-1,2-Dichloroethene	2.946	96	5933	1.853	ug/l	97
20) 2,2-Dichloropropane	3.008	77	7607	1.945	ug/l	99
21) Bromochloromethane	3.066	128	2651	2.055	ug/l	85
23) Chloroform	3.092	83	8838	2.162	ug/l	82
24) Carbon Tetrachloride	3.181	117	6124	2.040	ug/l	95
25) Tetrahydrofuran (THF)	3.197	42	5268	6.374	ug/l	91
26) 1,1,1-Trichloroethane	3.223	97	7000	1.954	ug/l	93
28) Methyl Ethyl Ketone	3.280	43	3407	2.624	ug/l	96
30) 1,1-Dichloropropene	3.291	75	7354	2.038	ug/l	96
31) Benzene	3.443	78	22897	2.119	ug/l	97
32) 1,2-Dichloroethane	3.568	62	5772	1.879	ug/l	99
34) Trichloroethene	3.798	130	5879	1.983	ug/l#	1
35) Dibromomethane	4.075	93	2649	1.728	ug/l	95
36) 1,2-dichloropropane	4.143	63	5718	1.790	ug/l	98
37) Bromodichloromethane	4.175	83	5247	1.801	ug/l	94
38) cis-1,3-Dichloropropene	4.609	75	7794	1.697	ug/l	94
39) Toluene	4.776	92	11605	1.727	ug/l	95
41) 4-Methyl-2-Pentanone	5.059	43	6016	1.976	ug/l	97
42) Tetrachloroethene	5.059	164	4576	1.743	ug/l	95
43) trans-1,3-Dichloropropene	5.080	75	6209	1.875	ug/l	93
44) 1,1,2-Trichloroethane	5.210	97	4105	1.870	ug/l	83
46) Dibromochloromethane	5.341	129	3433	1.799	ug/l	99

Data Path : H:\V2017\CHEM18\08AUG\080117\
Data File : 0801M08.D
Acq On : 1 Aug 2017 12:53 pm
Operator :
Client ID : BFB TUNE
Lab ID : VOA-2 PPB STD. VOA50i I 08/01 AO
ALS Vial : 1 Sample Multiplier: 1

Quant Time: Aug 01 14:56:25 2017
Quant Method : H:\V2017\CHEM18\Methods\VT-M0801.M
Quant Title : VOA Standards for 5 point calibration
QLast Update : Tue Aug 01 14:55:02 2017
Response via : Initial Calibration

Compound	R.T.	QIon	Response	Conc Units	Dev(Min)
47) 1,3-Dichloropropane	5.414	76	7220	2.179 ug/l	99
48) 1,2-Dibromoethane	5.529	107	4445	2.133 ug/l	99
49) 2-Hexanone	5.702	43	5812	2.733 ug/l	87
50) Chlorobenzene	5.943	112	13373	2.077 ug/l	95
51) Ethylbenzene	5.964	106	7409	2.170 ug/l	95
52) 1,1,1,2-Tetrachloroethane	5.995	131	3787	1.959 ug/l#	63
53) m&p-Xylene	6.084	106	18720	4.624 ug/l	92
54) o-Xylene	6.445	106	9350	2.041 ug/l	94
55) Styrene	6.492	104	16402	2.384 ug/l	99
56) Bromoform	6.508	173	1945	2.137 ug/l	96
60) Isopropylbenzene	6.717	120	6936	1.912 ug/l	88
61) Bromobenzene	7.057	156	5931	1.891 ug/l	93
62) n-Propylbenzene	7.083	120	7030	2.054 ug/l	99
63) 1,1,2,2-Tetrachloroethane	7.151	83	4896	2.176 ug/l	94
64) 2-Chlorotoluene	7.224	126	6227	2.133 ug/l	95
65) 1,3,5-Trimethylbenzene	7.266	105	19908	2.174 ug/l	99
66) 1,2,3-Trichloropropane	7.271	75	4260	2.572 ug/l	99
67) trans-1,4-Dichloro-2-b...	7.318	75	7622	10.608 ug/l	97
68) 4-Chlorotoluene	7.371	126	6325	2.206 ug/l	99
69) tert-Butylbenzene	7.554	119	18303	2.014 ug/l	98
70) 1,2,4-Trimethylbenzene	7.622	105	20522	2.163 ug/l	98
71) sec-Butylbenzene	7.721	105	26192	2.126 ug/l	99
72) p-Isopropyltoluene	7.857	119	23302	2.062 ug/l	99
73) 1,3-Dichlorobenzene	7.914	146	13066	2.409 ug/l	96
74) 1,4-Dichlorobenzene	7.998	146	11258	2.188 ug/l	83
75) 2-Isopropyltoluene	8.098	119	21451	1.950 ug/l	100
76) n-Butylbenzene	8.260	91	19433	1.939 ug/l	98
77) 1,2-Dichlorobenzene	8.396	146	10355	2.099 ug/l	83
78) 1,2-Dibromo-3-Chloropr...	9.191	155	922	1.820 ug/l	98
79) Hexachlorobutadiene	9.803	225	4560	2.087 ug/l	94
80) 1,2,4-Trichlorobenzene	9.818	180	8998	2.621 ug/l	99
81) Naphthalene	10.101	128	20878	2.224 ug/l	99
82) 1,2,3-Trichlorobenzene	10.252	180	8473	2.348 ug/l	95

(#)out of range (m)manual integration reviewed by analyst (+)signals summed

Quantitation Report (QT Reviewed)

Data Path : H:\V2017\CHEM18\08AUG\080117\
Data File : 0801M08.D
Acq On : 1 Aug 2017 12:53 pm
Operator :
Client ID : BFB TUNE
Lab ID : VOA-2 PPB STD, VOA50i I 08/01 AO
ALS Vial : 1 Sample Multiplier: 1

Quant Time: Aug 01 14:56:25 2017
Quant Method : H:\V2017\CHEM18\Methods\VT-M0801.M
Quant Title : VOA Standards for 5 point calibration
QLast Update : Tue Aug 01 14:55:02 2017
Response via : Initial Calibration

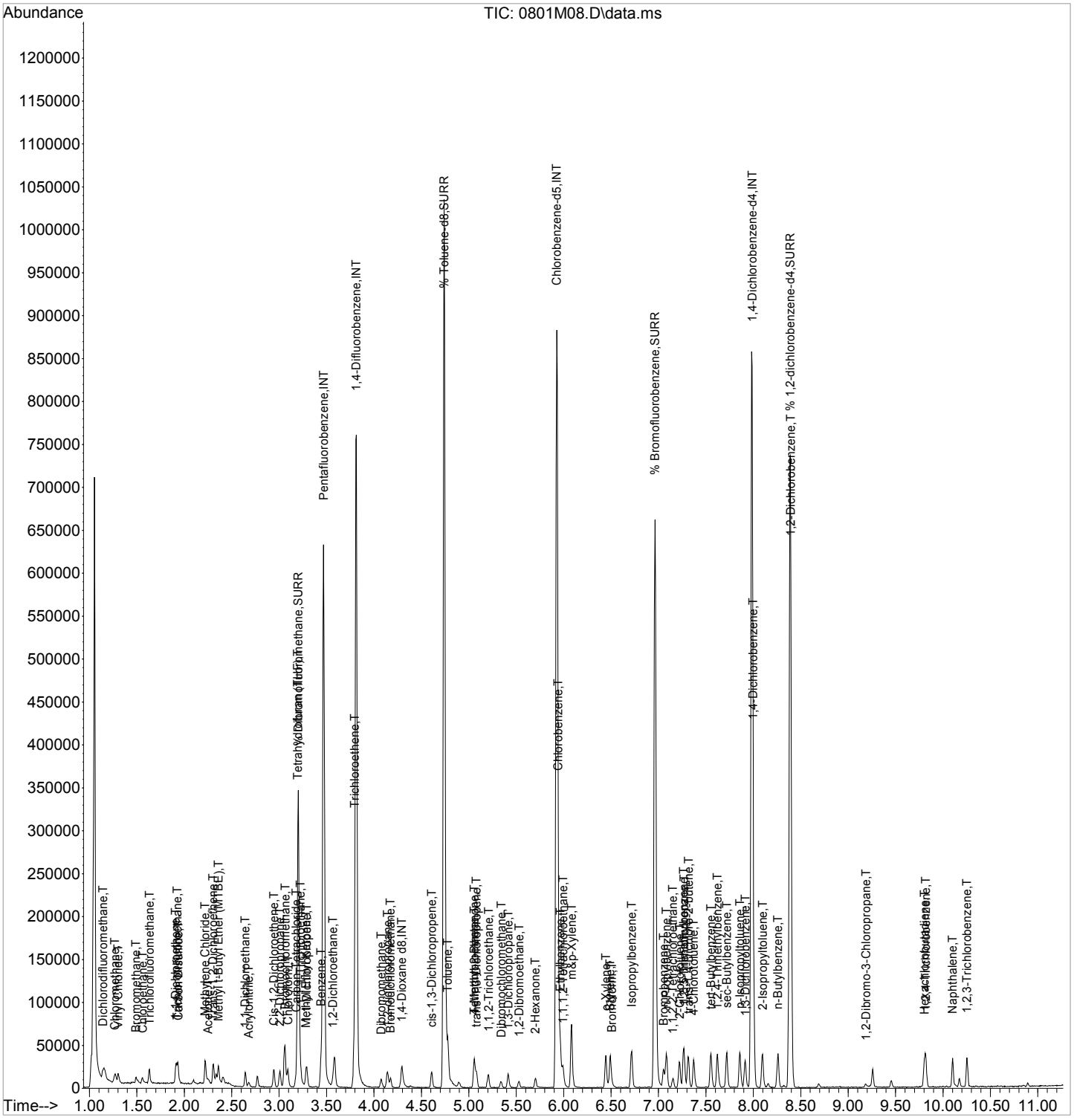

Quantitation Report (QT Reviewed)

Data Path : H:\V2017\CHEM18\08AUG\080117\
Data File : 0801M09.D
Acq On : 1 Aug 2017 1:14 pm
Operator :
Client ID : ICAL 5
Lab ID : VOA-5 PPB STD.
ALS Vial : 1 Sample Multiplier: 1

Quant Time: Aug 01 14:58:15 2017
Quant Method : H:\V2017\CHEM18\Methods\VT-M0801.M
Quant Title : VOA Standards for 5 point calibration
QLast Update : Tue Aug 01 14:57:54 2017
Response via : Initial Calibration

Compound	R.T.	QIon	Response	Conc	Units	Dev(Min)
Internal Standards						
1) Pentafluorobenzene	3.469	168	338166	50.000	ug/l	0.00
29) 1,4-Difluorobenzene	3.814	114	488629	50.000	ug/l	0.00
45) Chlorobenzene-d5	5.927	117	474052	50.000	ug/l	0.00
58) 1,4-Dichlorobenzene-d4	7.983	152	233343	50.000	ug/l	0.00
83) 1,4-Dioxane d8	4.295	96	15211	500.000	ug/l	0.00
System Monitoring Compounds						
27) % Dibromofluoromethane	3.202	192	31117	51.264	ug/l	0.00
Spiked Amount 50.000	Range 70 - 130		Recovery = 102.52%			
40) % Toluene-d8	4.740	98	563763	45.469	ug/l	0.00
Spiked Amount 50.000	Range 70 - 130		Recovery = 90.94%			
57) % Bromofluorobenzene	6.963	95	214977	50.941	ug/l	0.00
Spiked Amount 50.000	Range 70 - 130		Recovery = 101.88%			
59) % 1,2-dichlorobenzene-d4	8.391	152	207648	48.923	ug/l	0.00
Spiked Amount 50.000	Range 70 - 130		Recovery = 97.84%			
Target Compounds						Qvalue
2) Dichlorodifluoromethane	1.136	85	14895	4.350	ug/l	100
3) Chloromethane	1.267	50	27423	4.557	ug/l	96
4) Vinyl Chloride	1.304	62	18833	4.493	ug/l	98
5) Bromomethane	1.492	94	6974	4.969	ug/l	99
6) Chloroethane	1.560	64	8742	4.937	ug/l	86
7) Trichlorofluoromethane	1.633	101	19312	4.828	ug/l	96
8) 1,1-Dichloroethene	1.910	96	9581	4.549	ug/l	98
9) Trichlorotrifluoroethane	1.926	151	8977	4.780	ug/l	96
10) Carbon Disulfide	1.936	76	30943	4.707	ug/l	98
12) Methylene Chloride	2.224	84	12294	5.056	ug/l	96
13) Acetone	2.250	43	4970	7.003	ug/l	99
14) Trans-1,2-Dichloroethene	2.303	96	10250	4.518	ug/l	97
16) Methyl t-Butyl Ether (...	2.360	73	26013	5.063	ug/l	74
17) 1,1-Dichloroethane	2.643	63	28066	4.945	ug/l	98
18) Acrylonitrile	2.679	53	5033	4.477	ug/l	92
19) Cis-1,2-Dichloroethene	2.946	96	14411	4.681	ug/l	92
20) 2,2-Dichloropropane	3.009	77	18933	4.956	ug/l	96
21) Bromochloromethane	3.061	128	6834	5.324	ug/l	95
23) Chloroform	3.092	83	22280	5.384	ug/l	96
24) Carbon Tetrachloride	3.181	117	14539	4.881	ug/l	96
25) Tetrahydrofuran (THF)	3.202	42	11484	12.912	ug/l	91
26) 1,1,1-Trichloroethane	3.223	97	18592	5.304	ug/l	96
28) Methyl Ethyl Ketone	3.281	43	6961	4.926	ug/l	93
30) 1,1-Dichloropropene	3.291	75	17221	4.748	ug/l	98
31) Benzene	3.443	78	53460	4.856	ug/l	99
32) 1,2-Dichloroethane	3.568	62	14215	4.728	ug/l	96
34) Trichloroethene	3.798	130	14279	4.836	ug/l#	61
35) Dibromomethane	4.076	93	6679	4.569	ug/l	94
36) 1,2-dichloropropane	4.144	63	14158	4.597	ug/l	98
37) Bromodichloromethane	4.175	83	12676	4.506	ug/l	97
38) cis-1,3-Dichloropropene	4.609	75	19153	4.397	ug/l	95
39) Toluene	4.776	92	28416	4.436	ug/l	96
41) 4-Methyl-2-Pentanone	5.059	43	13692	4.521	ug/l	97
42) Tetrachloroethene	5.059	164	12107	4.823	ug/l	97
43) trans-1,3-Dichloropropene	5.080	75	15447	4.770	ug/l	95
44) 1,1,2-Trichloroethane	5.205	97	9985	4.655	ug/l	96
46) Dibromochloromethane	5.341	129	8619	4.696	ug/l	98

Quantitation Report (QT Reviewed)

Data Path : H:\V2017\CHEM18\08AUG\080117\
Data File : 0801M09.D
Acq On : 1 Aug 2017 1:14 pm
Operator :
Client ID : ICAL 5
Lab ID : VOA-5 PPB STD.
ALS Vial : 1 Sample Multiplier: 1

Quant Time: Aug 01 14:58:15 2017
Quant Method : H:\V2017\CHEM18\Methods\VT-M0801.M
Quant Title : VOA Standards for 5 point calibration
QLast Update : Tue Aug 01 14:57:54 2017
Response via : Initial Calibration

Compound	R.T.	QIon	Response	Conc	Units	Dev(Min)
47) 1,3-Dichloropropane	5.415	76	17847	5.255	ug/l	98
48) 1,2-Dibromoethane	5.530	107	10750	5.070	ug/l	97
49) 2-Hexanone	5.702	43	11659	4.908	ug/l	98
50) Chlorobenzene	5.943	112	33331	5.135	ug/l	98
51) Ethylbenzene	5.964	106	17665	5.055	ug/l	96
52) 1,1,1,2-Tetrachloroethane	5.995	131	10021	5.244	ug/l	87
53) m&p-Xylene	6.084	106	45993	10.849	ug/l	100
54) o-Xylene	6.445	106	23350	5.086	ug/l	96
55) Styrene	6.492	104	39992	5.489	ug/l	99
56) Bromoform	6.508	173	4761	5.139	ug/l	97
60) Isopropylbenzene	6.717	120	18465	5.217	ug/l	99
61) Bromobenzene	7.057	156	14883	4.880	ug/l	97
62) n-Propylbenzene	7.083	120	17234	5.039	ug/l	99
63) 1,1,2,2-Tetrachloroethane	7.151	83	11599	5.057	ug/l	98
64) 2-Chlorotoluene	7.219	126	14648	4.957	ug/l	98
65) 1,3,5-Trimethylbenzene	7.266	105	47604	5.102	ug/l	98
66) 1,2,3-Trichloropropane	7.271	75	9820	5.466	ug/l	96
67) trans-1,4-Dichloro-2-b...	7.313	75	18021	24.822	ug/l	98
68) 4-Chlorotoluene	7.371	126	15336	5.222	ug/l	99
69) tert-Butylbenzene	7.554	119	45337	5.026	ug/l	99
70) 1,2,4-Trimethylbenzene	7.622	105	49359	5.114	ug/l	99
71) sec-Butylbenzene	7.721	105	64240	5.156	ug/l	98
72) p-Isopropyltoluene	7.857	119	57101	5.051	ug/l	99
73) 1,3-Dichlorobenzene	7.915	146	29531	5.147	ug/l	99
74) 1,4-Dichlorobenzene	7.998	146	25465	4.845	ug/l	91
75) 2-Isopropyltoluene	8.098	119	52450	4.855	ug/l	99
76) n-Butylbenzene	8.260	91	46074	4.690	ug/l	99
77) 1,2-Dichlorobenzene	8.396	146	23466	4.725	ug/l	89
78) 1,2-Dibromo-3-Chloropr...	9.186	155	1936	3.978	ug/l	94
79) Hexachlorobutadiene	9.803	225	10584	4.821	ug/l	99
80) 1,2,4-Trichlorobenzene	9.818	180	20109	5.360	ug/l	98
81) Naphthalene	10.101	128	44811	4.647	ug/l	98
82) 1,2,3-Trichlorobenzene	10.253	180	18099	4.787	ug/l	97

(#)out of range (m)manual integration reviewed by analyst (+)signals summed

Quantitation Report (QT Reviewed)

Data Path : H:\V2017\CHEM18\08AUG\080117\
Data File : 0801M09.D
Acq On : 1 Aug 2017 1:14 pm
Operator :
Client ID : ICAL 5
Lab ID : VOA-5 PPB STD.
ALS Vial : 1 Sample Multiplier: 1

Quant Time: Aug 01 14:58:15 2017
Quant Method : H:\V2017\CHEM18\Methods\VT-M0801.M
Quant Title : VOA Standards for 5 point calibration
QLast Update : Tue Aug 01 14:57:54 2017
Response via : Initial Calibration

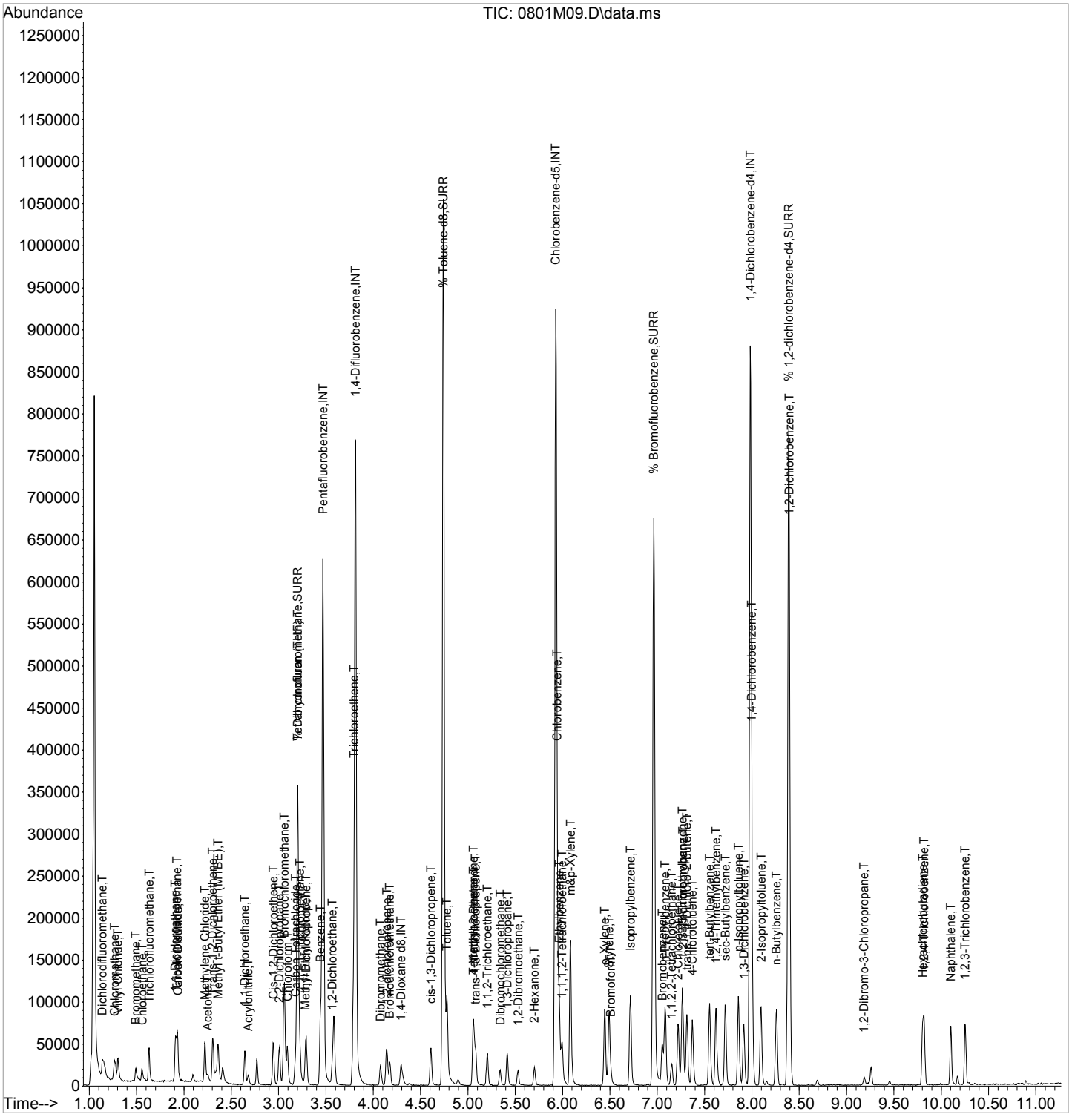

Quantitation Report (QT Reviewed)

Data Path : H:\V2017\CHEM18\08AUG\080117\
Data File : 0801M10.D
Acq On : 1 Aug 2017 1:35 pm
Operator :
Client ID : ICAL 10
Lab ID : VOA-10 PPB STD.
ALS Vial : 1 Sample Multiplier: 1

Quant Time: Aug 01 14:59:48 2017
Quant Method : H:\V2017\CHEM18\Methods\VT-M0801.M
Quant Title : VOA Standards for 5 point calibration
QLast Update : Tue Aug 01 14:59:34 2017
Response via : Initial Calibration

Compound	R.T.	QIon	Response	Conc	Units	Dev(Min)
Internal Standards						
1) Pentafluorobenzene	3.469	168	320792	50.000	ug/l	0.00
29) 1,4-Difluorobenzene	3.814	114	463472	50.000	ug/l	0.00
45) Chlorobenzene-d5	5.927	117	455470	50.000	ug/l	0.00
58) 1,4-Dichlorobenzene-d4	7.982	152	218793	50.000	ug/l	0.00
83) 1,4-Dioxane d8	4.295	96	14507	500.000	ug/l	0.00
System Monitoring Compounds						
27) % Dibromofluoromethane	3.202	192	28416	49.040	ug/l	0.00
Spiked Amount 50.000	Range 70 - 130		Recovery =	98.08%		
40) % Toluene-d8	4.740	98	548920	47.757	ug/l	0.00
Spiked Amount 50.000	Range 70 - 130		Recovery =	95.52%		
57) % Bromofluorobenzene	6.963	95	203578	49.973	ug/l	0.00
Spiked Amount 50.000	Range 70 - 130		Recovery =	99.94%		
59) % 1,2-dichlorobenzene-d4	8.390	152	197164	49.811	ug/l	0.00
Spiked Amount 50.000	Range 70 - 130		Recovery =	99.62%		
Target Compounds						Qvalue
2) Dichlorodifluoromethane	1.141	85	33588	10.688	ug/l	99
3) Chloromethane	1.267	50	59644	10.685	ug/l	98
4) Vinyl Chloride	1.303	62	42444	10.952	ug/l	96
5) Bromomethane	1.492	94	14800	11.134	ug/l	96
6) Chloroethane	1.560	64	19219	11.477	ug/l	94
7) Trichlorofluoromethane	1.633	101	40338	10.722	ug/l	100
8) 1,1-Dichloroethene	1.910	96	21069	10.788	ug/l	96
9) Trichlorotrifluoroethane	1.921	151	20718	11.759	ug/l	95
10) Carbon Disulfide	1.936	76	69138	11.252	ug/l	100
12) Methylene Chloride	2.219	84	22489	9.722	ug/l	96
13) Acetone	2.255	43	8352	10.944	ug/l	99
14) Trans-1,2-Dichloroethene	2.302	96	22450	10.689	ug/l	98
16) Methyl t-Butyl Ether (...	2.360	73	51144	10.461	ug/l	89
17) 1,1-Dichloroethane	2.642	63	57111	10.636	ug/l	97
18) Acrylonitrile	2.679	53	11242	10.824	ug/l	98
19) Cis-1,2-Dichloroethene	2.946	96	32152	11.187	ug/l	97
20) 2,2-Dichloropropane	3.008	77	38248	10.578	ug/l	98
21) Bromochloromethane	3.061	128	14074	11.374	ug/l	97
23) Chloroform	3.092	83	44809	11.199	ug/l	99
24) Carbon Tetrachloride	3.181	117	29844	10.624	ug/l	98
25) Tetrahydrofuran (THF)	3.197	42	20696	24.329	ug/l	98
26) 1,1,1-Trichloroethane	3.223	97	35168	10.418	ug/l	95
28) Methyl Ethyl Ketone	3.280	43	14049	10.519	ug/l	96
30) 1,1-Dichloropropene	3.291	75	36764	10.822	ug/l	99
31) Benzene	3.443	78	106679	10.291	ug/l	99
32) 1,2-Dichloroethane	3.568	62	29197	10.380	ug/l	99
34) Trichloroethene	3.798	130	30915	11.129	ug/l	85
35) Dibromomethane	4.075	93	13686	10.089	ug/l	99
36) 1,2-dichloropropane	4.138	63	29718	10.383	ug/l	100
37) Bromodichloromethane	4.175	83	26832	10.310	ug/l	97
38) cis-1,3-Dichloropropene	4.609	75	41828	10.439	ug/l	97
39) Toluene	4.776	92	61293	10.380	ug/l	96
41) 4-Methyl-2-Pentanone	5.053	43	28430	10.140	ug/l	100
42) Tetrachloroethene	5.059	164	25713	10.895	ug/l	97
43) trans-1,3-Dichloropropene	5.080	75	31473	10.366	ug/l	99
44) 1,1,2-Trichloroethane	5.205	97	20490	10.248	ug/l	98
46) Dibromochloromethane	5.336	129	18231	10.497	ug/l	99

Quantitation Report (QT Reviewed)

Data Path : H:\V2017\CHEM18\08AUG\080117\
Data File : 0801M10.D
Acq On : 1 Aug 2017 1:35 pm
Operator :
Client ID : ICAL 10
Lab ID : VOA-10 PPB STD.
ALS Vial : 1 Sample Multiplier: 1

Quant Time: Aug 01 14:59:48 2017
Quant Method : H:\V2017\CHEM18\Methods\VT-M0801.M
Quant Title : VOA Standards for 5 point calibration
QLast Update : Tue Aug 01 14:59:34 2017
Response via : Initial Calibration

Compound	R.T.	QIon	Response	Conc	Units	Dev(Min)
47) 1,3-Dichloropropane	5.414	76	36227	10.962	ug/l	100
48) 1,2-Dibromoethane	5.529	107	21927	10.726	ug/l	96
49) 2-Hexanone	5.702	43	22317	9.824	ug/l	100
50) Chlorobenzene	5.943	112	68697	10.941	ug/l	98
51) Ethylbenzene	5.964	106	38406	11.408	ug/l	94
52) 1,1,1,2-Tetrachloroethane	5.995	131	19980	10.751	ug/l	95
53) m&p-Xylene	6.084	106	95046	22.849	ug/l	99
54) o-Xylene	6.445	106	49586	11.192	ug/l	99
55) Styrene	6.492	104	79442	11.077	ug/l	99
56) Bromoform	6.507	173	9583	10.691	ug/l	99
60) Isopropylbenzene	6.717	120	36978	11.022	ug/l	97
61) Bromobenzene	7.051	156	31216	10.982	ug/l	98
62) n-Propylbenzene	7.083	120	35691	11.109	ug/l	97
63) 1,1,2,2-Tetrachloroethane	7.151	83	22820	10.580	ug/l	100
64) 2-Chlorotoluene	7.219	126	30951	11.194	ug/l	98
65) 1,3,5-Trimethylbenzene	7.266	105	98477	11.199	ug/l	98
66) 1,2,3-Trichloropropane	7.271	75	18637	10.811	ug/l	99
67) trans-1,4-Dichloro-2-b...	7.313	75	35626	52.427	ug/l	99
68) 4-Chlorotoluene	7.370	126	30365	10.907	ug/l	98
69) tert-Butylbenzene	7.554	119	92367	10.906	ug/l	99
70) 1,2,4-Trimethylbenzene	7.622	105	100207	11.010	ug/l	99
71) sec-Butylbenzene	7.721	105	131653	11.183	ug/l	98
72) p-Isopropyltoluene	7.857	119	117647	11.070	ug/l	99
73) 1,3-Dichlorobenzene	7.914	146	58809	10.851	ug/l	99
74) 1,4-Dichlorobenzene	7.998	146	52493	10.735	ug/l	98
75) 2-Isopropyltoluene	8.097	119	108886	10.828	ug/l	98
76) n-Butylbenzene	8.260	91	100914	11.128	ug/l	100
77) 1,2-Dichlorobenzene	8.396	146	48976	10.665	ug/l	96
78) 1,2-Dibromo-3-Chloropr...	9.185	155	3926	9.066	ug/l	95
79) Hexachlorobutadiene	9.803	225	22661	11.108	ug/l	99
80) 1,2,4-Trichlorobenzene	9.818	180	38940	10.874	ug/l	99
81) Naphthalene	10.101	128	90719	10.214	ug/l	99
82) 1,2,3-Trichlorobenzene	10.252	180	37046	10.562	ug/l	99

(#)out of range (m)manual integration reviewed by analyst (+)signals summed

Quantitation Report (QT Reviewed)

Data Path : H:\V2017\CHEM18\08AUG\080117\
Data File : 0801M10.D
Acq On : 1 Aug 2017 1:35 pm
Operator :
Client ID : ICAL 10
Lab ID : VOA-10 PPB STD.
ALS Vial : 1 Sample Multiplier: 1

Quant Time: Aug 01 14:59:48 2017
Quant Method : H:\V2017\CHEM18\Methods\VT-M0801.M
Quant Title : VOA Standards for 5 point calibration
QLast Update : Tue Aug 01 14:59:34 2017
Response via : Initial Calibration

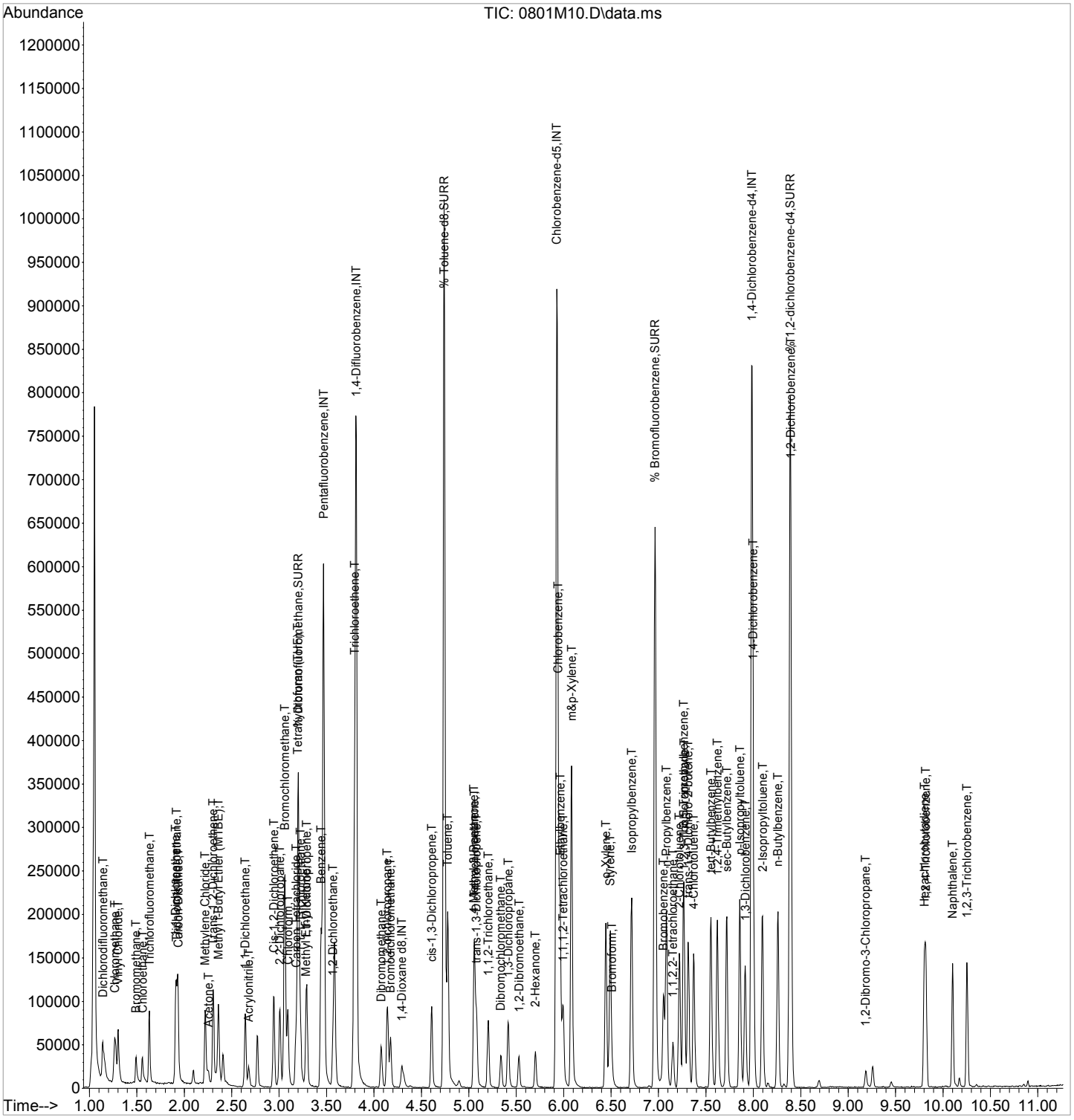

Quantitation Report (QT Reviewed)

Data Path : H:\V2017\CHEM18\08AUG\080117\
Data File : 0801M11.D
Acq On : 1 Aug 2017 1:56 pm
Operator :
Client ID : ICAL 20
Lab ID : VOA-20 PPB STD.
ALS Vial : 1 Sample Multiplier: 1

Quant Time: Aug 01 15:00:38 2017
Quant Method : H:\V2017\CHEM18\Methods\VT-M0801.M
Quant Title : VOA Standards for 5 point calibration
QLast Update : Tue Aug 01 15:00:24 2017
Response via : Initial Calibration

Compound	R.T.	QIon	Response	Conc	Units	Dev(Min)
Internal Standards						
1) Pentafluorobenzene	3.469	168	302346	50.000	ug/l	0.00
29) 1,4-Difluorobenzene	3.814	114	437580	50.000	ug/l	0.00
45) Chlorobenzene-d5	5.927	117	445725	50.000	ug/l	0.00
58) 1,4-Dichlorobenzene-d4	7.988	152	205869	50.000	ug/l	0.00
83) 1,4-Dioxane d8	4.295	96	14338	500.000	ug/l	0.00
System Monitoring Compounds						
27) % Dibromofluoromethane	3.202	192	27993	51.455	ug/l	0.00
Spiked Amount 50.000	Range 70 - 130		Recovery = 102.90%			
40) % Toluene-d8	4.740	98	526846	48.988	ug/l	0.00
Spiked Amount 50.000	Range 70 - 130		Recovery = 97.98%			
57) % Bromofluorobenzene	6.963	95	197338	49.505	ug/l	0.00
Spiked Amount 50.000	Range 70 - 130		Recovery = 99.02%			
59) % 1,2-dichlorobenzene-d4	8.390	152	189075	50.804	ug/l	0.00
Spiked Amount 50.000	Range 70 - 130		Recovery = 101.60%			
Target Compounds						Qvalue
2) Dichlorodifluoromethane	1.141	85	61999	20.648	ug/l	100
3) Chloromethane	1.272	50	108646	20.371	ug/l	98
4) Vinyl Chloride	1.303	62	76990	20.684	ug/l	99
5) Bromomethane	1.492	94	26411	20.614	ug/l	97
6) Chloroethane	1.560	64	34225	21.063	ug/l	98
7) Trichlorofluoromethane	1.633	101	74484	20.708	ug/l	99
8) 1,1-Dichloroethene	1.910	96	38285	20.477	ug/l	97
9) Trichlorotrifluoroethane	1.926	151	36521	21.245	ug/l	99
10) Carbon Disulfide	1.936	76	123885	20.870	ug/l	99
12) Methylene Chloride	2.224	84	38117	17.581	ug/l	99
13) Acetone	2.255	43	13874	18.844	ug/l	99
14) Trans-1,2-Dichloroethene	2.308	96	40776	20.319	ug/l	99
16) Methyl t-Butyl Ether (...	2.360	73	91904	19.763	ug/l	94
17) 1,1-Dichloroethane	2.642	63	101475	19.799	ug/l	97
18) Acrylonitrile	2.679	53	19942	20.041	ug/l	99
19) Cis-1,2-Dichloroethene	2.946	96	56352	20.321	ug/l	98
20) 2,2-Dichloropropane	3.008	77	67968	19.716	ug/l	97
21) Bromochloromethane	3.061	128	24789	20.687	ug/l	96
23) Chloroform	3.092	83	77469	20.062	ug/l	99
24) Carbon Tetrachloride	3.181	117	52408	19.551	ug/l	100
25) Tetrahydrofuran (THF)	3.202	42	38552	48.344	ug/l	99
26) 1,1,1-Trichloroethane	3.223	97	64196	20.010	ug/l	98
28) Methyl Ethyl Ketone	3.280	43	24396	19.182	ug/l	99
30) 1,1-Dichloropropene	3.291	75	65400	20.061	ug/l	99
31) Benzene	3.443	78	193351	19.641	ug/l	99
32) 1,2-Dichloroethane	3.568	62	53640	20.046	ug/l	98
34) Trichloroethene	3.798	130	53786	20.056	ug/l	92
35) Dibromomethane	4.075	93	25305	19.722	ug/l	99
36) 1,2-dichloropropane	4.143	63	54461	20.000	ug/l	99
37) Bromodichloromethane	4.175	83	48556	19.640	ug/l	98
38) cis-1,3-Dichloropropene	4.609	75	75454	19.772	ug/l	100
39) Toluene	4.776	92	114309	20.349	ug/l	98
41) 4-Methyl-2-Pentanone	5.053	43	51690	19.472	ug/l	98
42) Tetrachloroethene	5.059	164	46761	20.617	ug/l	99
43) trans-1,3-Dichloropropene	5.085	75	57582	19.941	ug/l	99
44) 1,1,2-Trichloroethane	5.205	97	38042	20.052	ug/l	98
46) Dibromochloromethane	5.341	129	34805	20.277	ug/l	99

Data Path : H:\V2017\CHEM18\08AUG\080117\
Data File : 0801M11.D
Acq On : 1 Aug 2017 1:56 pm
Operator :
Client ID : ICAL 20
Lab ID : VOA-20 PPB STD.
ALS Vial : 1 Sample Multiplier: 1

Quant Time: Aug 01 15:00:38 2017
Quant Method : H:\V2017\CHEM18\Methods\VT-M0801.M
Quant Title : VOA Standards for 5 point calibration
QLast Update : Tue Aug 01 15:00:24 2017
Response via : Initial Calibration

Compound	R.T.	QIon	Response	Conc	Units	Dev(Min)
47) 1,3-Dichloropropane	5.414	76	64872	19.680	ug/l	99
48) 1,2-Dibromoethane	5.529	107	40401	19.906	ug/l	98
49) 2-Hexanone	5.702	43	41168	18.583	ug/l	99
50) Chlorobenzene	5.943	112	126117	20.147	ug/l	97
51) Ethylbenzene	5.964	106	69269	20.449	ug/l	97
52) 1,1,1,2-Tetrachloroethane	5.995	131	37788	20.470	ug/l	97
53) m&p-Xylene	6.084	106	169004	40.367	ug/l	99
54) o-Xylene	6.445	106	89613	20.188	ug/l	99
55) Styrene	6.492	104	141496	19.736	ug/l	99
56) Bromoform	6.513	173	17071	19.196	ug/l	99
60) Isopropylbenzene	6.717	120	67587	20.982	ug/l	98
61) Bromobenzene	7.051	156	55946	20.515	ug/l	98
62) n-Propylbenzene	7.083	120	64492	20.870	ug/l	99
63) 1,1,2,2-Tetrachloroethane	7.151	83	41124	20.031	ug/l	99
64) 2-Chlorotoluene	7.219	126	54911	20.614	ug/l	100
65) 1,3,5-Trimethylbenzene	7.266	105	177296	20.926	ug/l	99
66) 1,2,3-Trichloropropane	7.271	75	33553	20.356	ug/l	96
67) trans-1,4-Dichloro-2-b...	7.313	75	64647	100.135	ug/l	98
68) 4-Chlorotoluene	7.370	126	53905	20.211	ug/l	99
69) tert-Butylbenzene	7.554	119	169245	20.860	ug/l	100
70) 1,2,4-Trimethylbenzene	7.622	105	180193	20.625	ug/l	99
71) sec-Butylbenzene	7.716	105	234797	20.706	ug/l	99
72) p-Isopropyltoluene	7.857	119	211186	20.676	ug/l	99
73) 1,3-Dichlorobenzene	7.914	146	103581	19.972	ug/l	99
74) 1,4-Dichlorobenzene	7.998	146	94488	20.239	ug/l	98
75) 2-Isopropyltoluene	8.098	119	200102	20.803	ug/l	99
76) n-Butylbenzene	8.260	91	183898	21.076	ug/l	98
77) 1,2-Dichlorobenzene	8.396	146	88068	20.113	ug/l	98
78) 1,2-Dibromo-3-Chloropr...	9.185	155	7568	18.927	ug/l	97
79) Hexachlorobutadiene	9.803	225	41117	20.955	ug/l	99
80) 1,2,4-Trichlorobenzene	9.818	180	67178	19.595	ug/l	99
81) Naphthalene	10.101	128	164499	19.599	ug/l	99
82) 1,2,3-Trichlorobenzene	10.252	180	65566	19.645	ug/l	99

(#)out of range (m)manual integration reviewed by analyst (+)signals summed

Quantitation Report (QT Reviewed)

Data Path : H:\V2017\CHEM18\08AUG\080117\
Data File : 0801M11.D
Acq On : 1 Aug 2017 1:56 pm
Operator :
Client ID : ICAL 20
Lab ID : VOA-20 PPB STD.
ALS Vial : 1 Sample Multiplier: 1

Quant Time: Aug 01 15:00:38 2017
Quant Method : H:\V2017\CHEM18\Methods\VT-M0801.M
Quant Title : VOA Standards for 5 point calibration
QLast Update : Tue Aug 01 15:00:24 2017
Response via : Initial Calibration

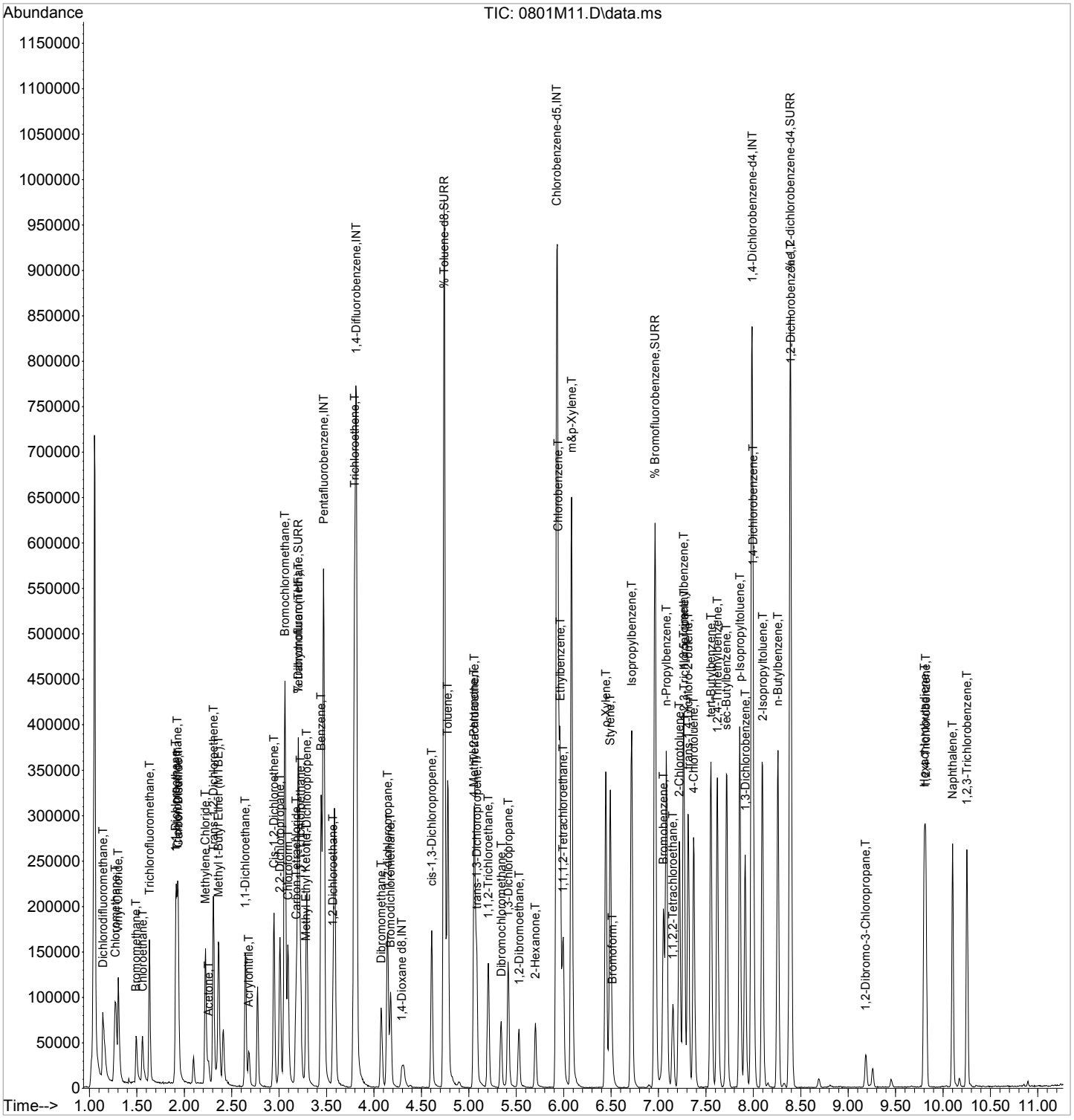

Quantitation Report (QT Reviewed)

Data Path : H:\V2017\CHEM18\08AUG\080117\
Data File : 0801M12.D
Acq On : 1 Aug 2017 2:18 pm
Operator :
Client ID : ICAL 50
Lab ID : VOA-50 PPB STD.
ALS Vial : 1 Sample Multiplier: 1

Quant Time: Aug 01 14:53:49 2017
Quant Method : H:\V2017\CHEM18\Methods\VT-M0801.M
Quant Title : VOA Standards for 5 point calibration
QLast Update : Tue Aug 01 14:53:37 2017
Response via : Initial Calibration

Compound	R.T.	QIon	Response	Conc	Units	Dev(Min)
Internal Standards						
1) Pentafluorobenzene	3.469	168	277617	50.000	ug/l	0.00
29) 1,4-Difluorobenzene	3.814	114	393289	50.000	ug/l	0.00
45) Chlorobenzene-d5	5.927	117	428153	50.000	ug/l	0.00
58) 1,4-Dichlorobenzene-d4	7.988	152	195761	50.000	ug/l	0.00
83) 1,4-Dioxane d8	4.295	96	13026	500.000	ug/l	0.00
System Monitoring Compounds						
27) % Dibromofluoromethane	3.202	192	24488	50.000	ug/l	0.00
Spiked Amount 50.000	Range 70 - 130		Recovery = 100.00%			
40) % Toluene-d8	4.740	98	509430	50.000	ug/l	0.00
Spiked Amount 50.000	Range 70 - 130		Recovery = 100.00%			
57) % Bromofluorobenzene	6.963	95	190317	50.000	ug/l	0.00
Spiked Amount 50.000	Range 70 - 130		Recovery = 100.00%			
59) % 1,2-dichlorobenzene-d4	8.385	152	181548	50.000	ug/l	0.00
Spiked Amount 50.000	Range 70 - 130		Recovery = 100.00%			
Target Compounds						Qvalue
2) Dichlorodifluoromethane	1.141	85	154360	50.000	ug/l	100
3) Chloromethane	1.272	50	261702	50.000	ug/l	100
4) Vinyl Chloride	1.304	62	183084	50.000	ug/l	99
5) Bromomethane	1.492	94	60513	50.000	ug/l	99
6) Chloroethane	1.555	64	77949	50.000	ug/l	97
7) Trichlorofluoromethane	1.633	101	173201	50.000	ug/l	100
8) 1,1-Dichloroethene	1.910	96	90748	50.000	ug/l	98
9) Trichlorotrifluoroethane	1.926	151	84558	50.000	ug/l	100
10) Carbon Disulfide	1.936	76	285425	50.000	ug/l	100
12) Methylene Chloride	2.224	84	85431	50.000	ug/l	100
13) Acetone	2.255	43	30535	50.000	ug/l	97
14) Trans-1,2-Dichloroethene	2.308	96	94973	50.000	ug/l	97
16) Methyl t-Butyl Ether (...	2.360	73	209854	50.000	ug/l	99
17) 1,1-Dichloroethane	2.642	63	243730	50.000	ug/l	99
18) Acrylonitrile	2.679	53	47818	50.000	ug/l	98
19) Cis-1,2-Dichloroethene	2.946	96	132579	50.000	ug/l	99
20) 2,2-Dichloropropane	3.009	77	163494	50.000	ug/l	98
21) Bromochloromethane	3.061	128	54256	50.000	ug/l	96
23) Chloroform	3.092	83	172058	50.000	ug/l	99
24) Carbon Tetrachloride	3.181	117	123503	50.000	ug/l	99
25) Tetrahydrofuran (THF)	3.202	42	85811	125.000	ug/l	96
26) 1,1,1-Trichloroethane	3.223	97	148934	50.000	ug/l	99
28) Methyl Ethyl Ketone	3.281	43	54866	50.000	ug/l	100
30) 1,1-Dichloropropene	3.291	75	148397	50.000	ug/l	99
31) Benzene	3.443	78	442234	50.000	ug/l	99
32) 1,2-Dichloroethane	3.568	62	122658	50.000	ug/l	100
34) Trichloroethene	3.798	130	122099	50.000	ug/l	99
35) Dibromomethane	4.076	93	61132	50.000	ug/l	99
36) 1,2-dichloropropane	4.144	63	129200	50.000	ug/l	99
37) Bromodichloromethane	4.175	83	118117	50.000	ug/l	98
38) cis-1,3-Dichloropropene	4.609	75	185014	50.000	ug/l	99
39) Toluene	4.776	92	273087	50.000	ug/l	100
41) 4-Methyl-2-Pentanone	5.054	43	125516	50.000	ug/l	99
42) Tetrachloroethene	5.059	164	106747	50.000	ug/l	99
43) trans-1,3-Dichloropropene	5.080	75	134392	50.000	ug/l	99
44) 1,1,2-Trichloroethane	5.205	97	88476	50.000	ug/l	98
46) Dibromochloromethane	5.341	129	86097	50.000	ug/l	99

Data Path : H:\V2017\CHEM18\08AUG\080117\
Data File : 0801M12.D
Acq On : 1 Aug 2017 2:18 pm
Operator :
Client ID : ICAL 50
Lab ID : VOA-50 PPB STD.
ALS Vial : 1 Sample Multiplier: 1

Quant Time: Aug 01 14:53:49 2017
Quant Method : H:\V2017\CHEM18\Methods\VT-M0801.M
Quant Title : VOA Standards for 5 point calibration
QLast Update : Tue Aug 01 14:53:37 2017
Response via : Initial Calibration

Compound	R.T.	QIon	Response	Conc	Units	Dev(Min)
47) 1,3-Dichloropropane	5.414	76	154594	50.000	ug/l	98
48) 1,2-Dibromoethane	5.530	107	97124	50.000	ug/l	98
49) 2-Hexanone	5.702	43	99902	50.000	ug/l	98
50) Chlorobenzene	5.943	112	301612	50.000	ug/l	99
51) Ethylbenzene	5.964	106	162231	50.000	ug/l	99
52) 1,1,1,2-Tetrachloroethane	5.995	131	90112	50.000	ug/l	98
53) m&p-Xylene	6.084	106	383526	100.000	ug/l	99
54) o-Xylene	6.445	106	215342	50.000	ug/l	98
55) Styrene	6.492	104	325594	50.000	ug/l	99
56) Bromoform	6.513	173	40829	50.000	ug/l	97
60) Isopropylbenzene	6.717	120	157023	50.000	ug/l	99
61) Bromobenzene	7.052	156	134680	50.000	ug/l	98
62) n-Propylbenzene	7.083	120	149219	50.000	ug/l	99
63) 1,1,2,2-Tetrachloroethane	7.151	83	96725	50.000	ug/l	99
64) 2-Chlorotoluene	7.219	126	126644	50.000	ug/l	100
65) 1,3,5-Trimethylbenzene	7.266	105	400489	50.000	ug/l	100
66) 1,2,3-Trichloropropane	7.271	75	73225	50.000	ug/l	98
67) trans-1,4-Dichloro-2-b...	7.313	75	154237	250.000	ug/l	99
68) 4-Chlorotoluene	7.371	126	124289	50.000	ug/l	98
69) tert-Butylbenzene	7.554	119	393076	50.000	ug/l	100
70) 1,2,4-Trimethylbenzene	7.622	105	414412	50.000	ug/l	100
71) sec-Butylbenzene	7.716	105	536051	50.000	ug/l	100
72) p-Isopropyltoluene	7.857	119	491364	50.000	ug/l	100
73) 1,3-Dichlorobenzene	7.915	146	235018	50.000	ug/l	99
74) 1,4-Dichlorobenzene	7.998	146	221143	50.000	ug/l	99
75) 2-Isopropyltoluene	8.092	119	473321	50.000	ug/l	100
76) n-Butylbenzene	8.260	91	436470	50.000	ug/l	100
77) 1,2-Dichlorobenzene	8.396	146	209102	50.000	ug/l	99
78) 1,2-Dibromo-3-Chloropr...	9.185	155	20965	50.000	ug/l	97
79) Hexachlorobutadiene	9.803	225	96128	50.000	ug/l	99
80) 1,2,4-Trichlorobenzene	9.818	180	150996	50.000	ug/l	100
81) Naphthalene	10.101	128	397901	50.000	ug/l	99
82) 1,2,3-Trichlorobenzene	10.252	180	155322	50.000	ug/l	100

(#)out of range (m)manual integration reviewed by analyst (+)signals summed

Quantitation Report (QT Reviewed)

Data Path : H:\V2017\CHEM18\08AUG\080117\
Data File : 0801M12.D
Acq On : 1 Aug 2017 2:18 pm
Operator :
Client ID : ICAL 50
Lab ID : VOA-50 PPB STD.
ALS Vial : 1 Sample Multiplier: 1

Quant Time: Aug 01 14:53:49 2017
Quant Method : H:\V2017\CHEM18\Methods\VT-M0801.M
Quant Title : VOA Standards for 5 point calibration
QLast Update : Tue Aug 01 14:53:37 2017
Response via : Initial Calibration

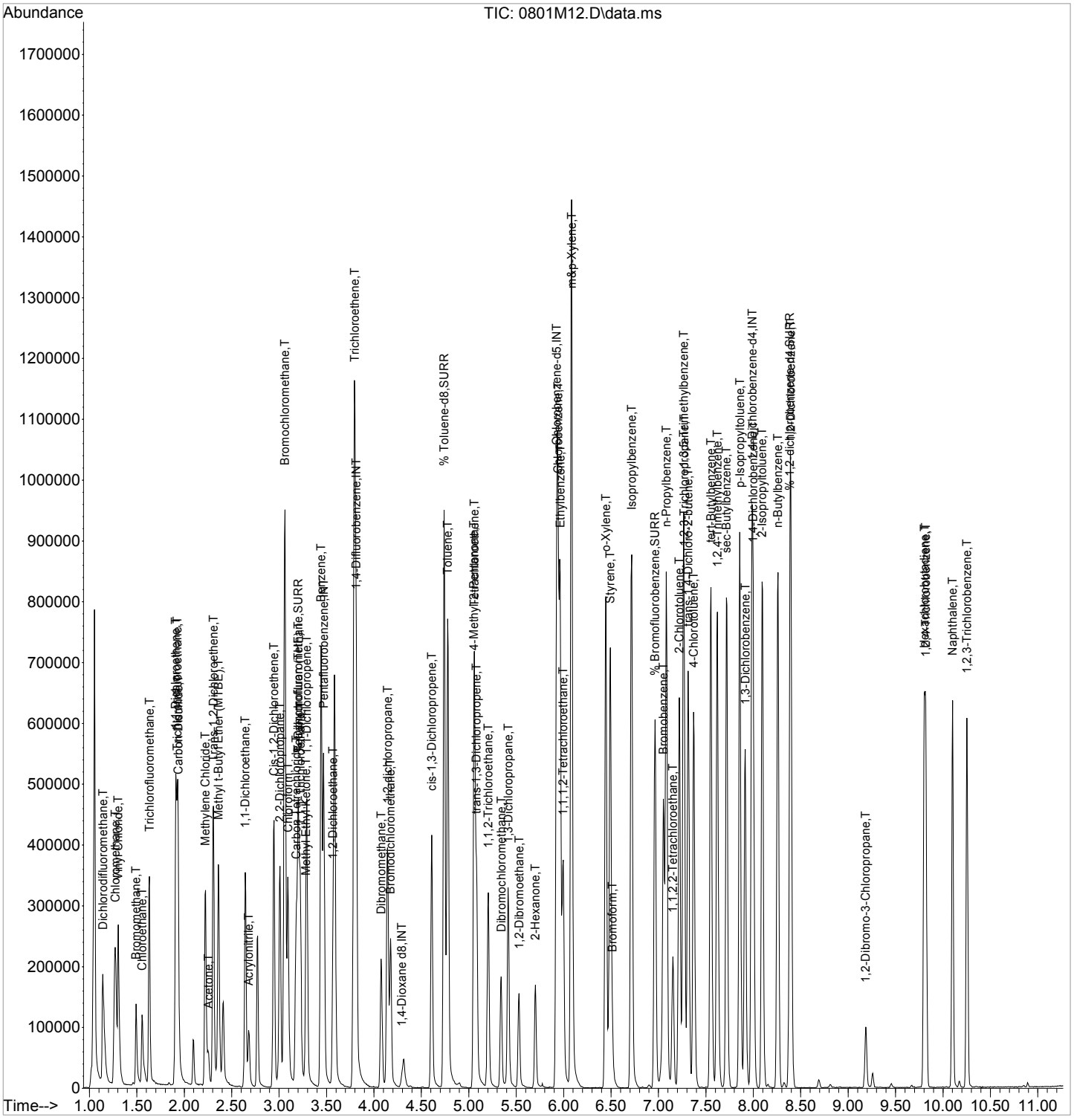

Quantitation Report (QT Reviewed)

Data Path : H:\V2017\CHEM18\08AUG\080117\
Data File : 0801M13.D
Acq On : 1 Aug 2017 2:39 pm
Operator :
Client ID : ICAL 100
Lab ID : VOA-100 PPB STD.
ALS Vial : 1 Sample Multiplier: 1

Quant Time: Aug 01 14:54:30 2017
Quant Method : H:\V2017\CHEM18\Methods\VT-M0801.M
Quant Title : VOA Standards for 5 point calibration
QLast Update : Tue Aug 01 14:54:15 2017
Response via : Initial Calibration

Compound	R.T.	QIon	Response	Conc	Units	Dev(Min)
Internal Standards						
1) Pentafluorobenzene	3.469	168	265058	50.000	ug/l	0.00
29) 1,4-Difluorobenzene	3.814	114	370693	50.000	ug/l	0.00
45) Chlorobenzene-d5	5.927	117	428645	50.000	ug/l	0.00
58) 1,4-Dichlorobenzene-d4	7.988	152	195139	50.000	ug/l	0.00
83) 1,4-Dioxane d8	4.295	96	13076	500.000	ug/l	0.00
System Monitoring Compounds						
27) % Dibromofluoromethane	3.202	192	22946	49.071	ug/l	0.00
Spiked Amount 50.000	Range 70 - 130		Recovery = 98.14%			
40) % Toluene-d8	4.740	98	508792	52.981	ug/l	0.00
Spiked Amount 50.000	Range 70 - 130		Recovery = 105.96%			
57) % Bromofluorobenzene	6.963	95	191586	50.276	ug/l	0.00
Spiked Amount 50.000	Range 70 - 130		Recovery = 100.56%			
59) % 1,2-dichlorobenzene-d4	8.390	152	183342	50.655	ug/l	0.00
Spiked Amount 50.000	Range 70 - 130		Recovery = 101.32%			
Target Compounds						Qvalue
2) Dichlorodifluoromethane	1.141	85	286276	97.124	ug/l	99
3) Chloromethane	1.272	50	478348	95.722	ug/l	99
4) Vinyl Chloride	1.303	62	329823	94.342	ug/l	99
5) Bromomethane	1.492	94	110821	95.907	ug/l	99
6) Chloroethane	1.554	64	127491	85.653	ug/l	100
7) Trichlorofluoromethane	1.628	101	307722	93.043	ug/l	100
8) 1,1-Dichloroethene	1.910	96	164343	94.840	ug/l	99
9) Trichlorotrifluoroethane	1.921	151	145128	89.882	ug/l	98
10) Carbon Disulfide	1.936	76	494308	90.694	ug/l	100
12) Methylene Chloride	2.219	84	157389	96.479	ug/l	97
13) Acetone	2.255	43	52951	90.814	ug/l	99
14) Trans-1,2-Dichloroethene	2.302	96	167814	92.534	ug/l	99
16) Methyl t-Butyl Ether (...	2.360	73	385150	96.114	ug/l	100
17) 1,1-Dichloroethane	2.642	63	444949	95.604	ug/l	99
18) Acrylonitrile	2.679	53	86323	94.539	ug/l	100
19) Cis-1,2-Dichloroethene	2.946	96	241575	95.423	ug/l	99
20) 2,2-Dichloropropane	3.008	77	292132	93.573	ug/l	100
21) Bromochloromethane	3.061	128	95798	92.466	ug/l	97
23) Chloroform	3.092	83	303112	92.258	ug/l	100
24) Carbon Tetrachloride	3.181	117	228041	96.696	ug/l	99
25) Tetrahydrofuran (THF)	3.197	42	155457	237.182	ug/l	99
26) 1,1,1-Trichloroethane	3.223	97	269355	94.712	ug/l	100
28) Methyl Ethyl Ketone	3.280	43	95887	91.523	ug/l	96
30) 1,1-Dichloropropene	3.291	75	267130	95.492	ug/l	100
31) Benzene	3.443	78	804219	96.469	ug/l	99
32) 1,2-Dichloroethane	3.568	62	234289	101.327	ug/l	100
34) Trichloroethene	3.798	130	219116	95.198	ug/l	98
35) Dibromomethane	4.075	93	117063	101.582	ug/l	100
36) 1,2-dichloropropane	4.143	63	240711	98.833	ug/l	100
37) Bromodichloromethane	4.175	83	218821	98.275	ug/l	98
38) cis-1,3-Dichloropropene	4.609	75	347212	99.554	ug/l	97
39) Toluene	4.776	92	503534	97.813	ug/l	99
41) 4-Methyl-2-Pentanone	5.053	43	224740	94.984	ug/l	99
42) Tetrachloroethene	5.059	164	196719	97.759	ug/l	99
43) trans-1,3-Dichloropropene	5.080	75	248421	98.058	ug/l	100
44) 1,1,2-Trichloroethane	5.205	97	165866	99.449	ug/l	98
46) Dibromochloromethane	5.341	129	171022	99.205	ug/l	98

Quantitation Report (QT Reviewed)

Data Path : H:\V2017\CHEM18\08AUG\080117\
Data File : 0801M13.D
Acq On : 1 Aug 2017 2:39 pm
Operator :
Client ID : ICAL 100
Lab ID : VOA-100 PPB STD.
ALS Vial : 1 Sample Multiplier: 1

Quant Time: Aug 01 14:54:30 2017
Quant Method : H:\V2017\CHEM18\Methods\VT-M0801.M
Quant Title : VOA Standards for 5 point calibration
QLast Update : Tue Aug 01 14:54:15 2017
Response via : Initial Calibration

Compound	R.T.	QIon	Response	Conc	Units	Dev(Min)
47) 1,3-Dichloropropane	5.414	76	286874	92.677	ug/l	98
48) 1,2-Dibromoethane	5.529	107	180641	92.888	ug/l	97
49) 2-Hexanone	5.702	43	182766	91.368	ug/l	98
50) Chlorobenzene	5.943	112	555064	91.911	ug/l	99
51) Ethylbenzene	5.964	106	289650	89.168	ug/l	99
52) 1,1,1,2-Tetrachloroethane	5.995	131	167537	92.854	ug/l	98
53) m&p-Xylene	6.084	106	689662	179.615	ug/l	97
54) o-Xylene	6.445	106	393569	91.277	ug/l	98
55) Styrene	6.492	104	586411	89.949	ug/l	99
56) Bromoform	6.513	173	82052	100.367	ug/l	98
60) Isopropylbenzene	6.717	120	287731	91.913	ug/l	99
61) Bromobenzene	7.051	156	251019	93.488	ug/l	100
62) n-Propylbenzene	7.083	120	269362	90.545	ug/l	98
63) 1,1,2,2-Tetrachloroethane	7.151	83	179881	93.282	ug/l	99
64) 2-Chlorotoluene	7.219	126	231053	91.512	ug/l	99
65) 1,3,5-Trimethylbenzene	7.266	105	718151	89.945	ug/l	99
66) 1,2,3-Trichloropropane	7.271	75	128360	87.927	ug/l	99
67) trans-1,4-Dichloro-2-b...	7.313	75	287596	467.645	ug/l	97
68) 4-Chlorotoluene	7.376	126	227033	91.624	ug/l	98
69) tert-Butylbenzene	7.554	119	721581	92.079	ug/l	100
70) 1,2,4-Trimethylbenzene	7.622	105	745311	90.211	ug/l	99
71) sec-Butylbenzene	7.721	105	972251	90.975	ug/l	100
72) p-Isopropyltoluene	7.857	119	891920	91.049	ug/l	99
73) 1,3-Dichlorobenzene	7.914	146	429945	91.762	ug/l	99
74) 1,4-Dichlorobenzene	7.998	146	411519	93.340	ug/l	99
75) 2-Isopropyltoluene	8.097	119	878407	93.088	ug/l	100
76) n-Butylbenzene	8.260	91	789714	90.754	ug/l	100
77) 1,2-Dichlorobenzene	8.396	146	400213	96.003	ug/l	99
78) 1,2-Dibromo-3-Chloropr...	9.185	155	42136	100.812	ug/l	97
79) Hexachlorobutadiene	9.803	225	170328	88.877	ug/l	100
80) 1,2,4-Trichlorobenzene	9.818	180	267532	88.871	ug/l	99
81) Naphthalene	10.101	128	761392	95.981	ug/l	99
82) 1,2,3-Trichlorobenzene	10.252	180	288123	93.046	ug/l	99

(#)out of range (m)manual integration reviewed by analyst (+)signals summed

Quantitation Report (QT Reviewed)

Data Path : H:\V2017\CHEM18\08AUG\080117\
Data File : 0801M13.D
Acq On : 1 Aug 2017 2:39 pm
Operator :
Client ID : ICAL 100
Lab ID : VOA-100 PPB STD.
ALS Vial : 1 Sample Multiplier: 1

Quant Time: Aug 01 14:54:30 2017
Quant Method : H:\V2017\CHEM18\Methods\VT-M0801.M
Quant Title : VOA Standards for 5 point calibration
QLast Update : Tue Aug 01 14:54:15 2017
Response via : Initial Calibration

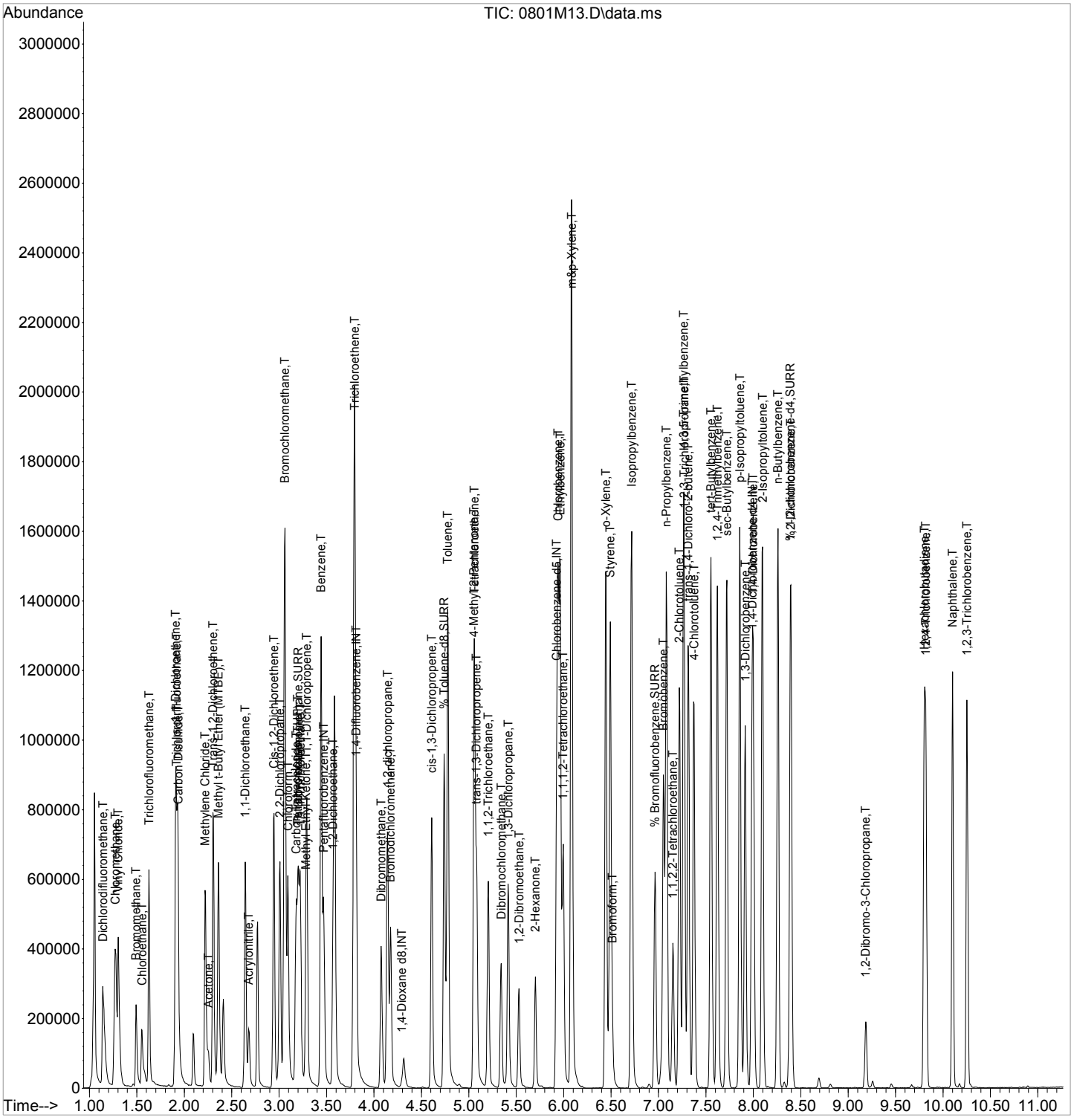

Quantitation Report (QT Reviewed)

Data Path : H:\V2017\CHEM18\08AUG\080117\
Data File : 0801M14.D
Acq On : 1 Aug 2017 3:00 pm
Operator :
Client ID : ICAL 200
Lab ID : VOA-200 PPB STD.
ALS Vial : 1 Sample Multiplier: 1

Quant Time: Aug 01 15:38:34 2017
Quant Method : H:\V2017\CHEM18\Methods\VT-M0801.M
Quant Title : VOA Standards for 5 point calibration
QLast Update : Tue Aug 01 15:00:59 2017
Response via : Initial Calibration

Compound	R.T.	QIon	Response	Conc	Units	Dev(Min)
Internal Standards						
1) Pentafluorobenzene	3.469	168	237784	50.000	ug/l	0.00
29) 1,4-Difluorobenzene	3.814	114	330314	50.000	ug/l	0.00
45) Chlorobenzene-d5	5.927	117	398291	50.000	ug/l	0.00
58) 1,4-Dichlorobenzene-d4	7.988	152	183346	50.000	ug/l	0.00
83) 1,4-Dioxane d8	4.295	96	12589	500.000	ug/l	0.00
System Monitoring Compounds						
27) % Dibromofluoromethane	3.202	192	20758	48.282	ug/l	0.00
Spiked Amount 50.000	Range 70 - 130		Recovery = 96.56%			
40) % Toluene-d8	4.740	98	471973	58.334	ug/l	0.00
Spiked Amount 50.000	Range 70 - 130		Recovery = 116.66%			
57) % Bromofluorobenzene	6.963	95	180890	50.867	ug/l	0.00
Spiked Amount 50.000	Range 70 - 130		Recovery = 101.74%			
59) % 1,2-dichlorobenzene-d4	8.390	152	172474	51.898	ug/l	0.00
Spiked Amount 50.000	Range 70 - 130		Recovery = 103.80%			
Target Compounds						Qvalue
2) Dichlorodifluoromethane	1.141	85	527785	222.300	ug/l	99
3) Chloromethane	1.272	50	842948	200.349	ug/l	99
4) Vinyl Chloride	1.303	62	577114	196.025	ug/l	99
5) Bromomethane	1.492	94	190005	187.604	ug/l	99
6) Chloroethane	1.544	64	154586	119.907	ug/l	99
7) Trichlorofluoromethane	1.622	101	518482	182.208	ug/l	100
8) 1,1-Dichloroethene	1.905	96	281508	190.688	ug/l	100
9) Trichlorotrifluoroethane	1.921	151	255668	187.170	ug/l	99
10) Carbon Disulfide	1.931	76	836584	177.907	ug/l	100
12) Methylene Chloride	2.219	84	266917	159.758	ug/l	98
13) Acetone	2.255	43	96074	167.862	ug/l	99
14) Trans-1,2-Dichloroethene	2.302	96	286866	181.279	ug/l	98
16) Methyl t-Butyl Ether (...	2.360	73	673170	184.424	ug/l	98
17) 1,1-Dichloroethane	2.642	63	777644	193.249	ug/l	99
18) Acrylonitrile	2.679	53	159846	204.190	ug/l	98
19) Cis-1,2-Dichloroethene	2.940	96	429478	196.399	ug/l	96
20) 2,2-Dichloropropane	3.003	77	505571	186.919	ug/l	99
21) Bromochloromethane	3.061	128	160984	169.851	ug/l	95
23) Chloroform	3.092	83	518634	170.687	ug/l	99
24) Carbon Tetrachloride	3.176	117	415907	198.024	ug/l	99
25) Tetrahydrofuran (THF)	3.197	42	290327	465.485	ug/l	99
26) 1,1,1-Trichloroethane	3.223	97	476071	188.670	ug/l	99
28) Methyl Ethyl Ketone	3.280	43	181646	182.846	ug/l	98
30) 1,1-Dichloropropene	3.291	75	469432	190.662	ug/l	99
31) Benzene	3.443	78	1386419	187.128	ug/l	100
32) 1,2-Dichloroethane	3.568	62	414908	205.332	ug/l	100
34) Trichloroethene	3.798	130	371589	183.468	ug/l	97
35) Dibromomethane	4.075	93	211796	219.182	ug/l	99
36) 1,2-dichloropropane	4.143	63	415977	202.367	ug/l	100
37) Bromodichloromethane	4.175	83	382522	205.580	ug/l	98
38) cis-1,3-Dichloropropene	4.609	75	614287	213.646	ug/l	99
39) Toluene	4.776	92	887415	208.667	ug/l	98
41) 4-Methyl-2-Pentanone	5.053	43	410039	205.527	ug/l	99
42) Tetrachloroethene	5.059	164	337644	196.205	ug/l	99
43) trans-1,3-Dichloropropene	5.080	75	427043	196.009	ug/l	99
44) 1,1,2-Trichloroethane	5.205	97	292450	204.125	ug/l	97
46) Dibromochloromethane	5.341	129	320081	208.205	ug/l	100

Quantitation Report (QT Reviewed)

Data Path : H:\V2017\CHEM18\08AUG\080117\
Data File : 0801M14.D
Acq On : 1 Aug 2017 3:00 pm
Operator :
Client ID : ICAL 200
Lab ID : VOA-200 PPB STD.
ALS Vial : 1 Sample Multiplier: 1

Quant Time: Aug 01 15:38:34 2017
Quant Method : H:\V2017\CHEM18\Methods\VT-M0801.M
Quant Title : VOA Standards for 5 point calibration
QLast Update : Tue Aug 01 15:00:59 2017
Response via : Initial Calibration

Compound	R.T.	QIon	Response	Conc	Units	Dev(Min)
47) 1,3-Dichloropropane	5.414	76	493774	168.083	ug/l	100
48) 1,2-Dibromoethane	5.529	107	325430	179.580	ug/l	97
49) 2-Hexanone	5.702	43	347826	177.807	ug/l	99
50) Chlorobenzene	5.943	112	974980	174.084	ug/l	98
51) Ethylbenzene	5.964	106	494590	162.789	ug/l	97
52) 1,1,1,2-Tetrachloroethane	5.995	131	299625	180.930	ug/l	97
53) m&p-Xylene	6.084	106	1173832	313.285	ug/l	95
54) o-Xylene	6.445	106	689910	173.659	ug/l	96
55) Styrene	6.492	104	995337	155.709	ug/l	100
56) Bromoform	6.513	173	158675	201.021	ug/l	97
60) Isopropylbenzene	6.717	120	506913	175.267	ug/l	95
61) Bromobenzene	7.051	156	444160	182.097	ug/l	100
62) n-Propylbenzene	7.083	120	470213	169.628	ug/l	95
63) 1,1,2,2-Tetrachloroethane	7.151	83	331106	181.046	ug/l	99
64) 2-Chlorotoluene	7.219	126	406502	170.481	ug/l	99
65) 1,3,5-Trimethylbenzene	7.266	105	1228928	161.619	ug/l	98
66) 1,2,3-Trichloropropane	7.271	75	223243	151.622	ug/l	99
67) trans-1,4-Dichloro-2-b...	7.318	75	533302	927.326	ug/l	94
68) 4-Chlorotoluene	7.376	126	402225	169.036	ug/l	96
69) tert-Butylbenzene	7.554	119	1267757	174.201	ug/l	99
70) 1,2,4-Trimethylbenzene	7.622	105	1301347	166.385	ug/l	98
71) sec-Butylbenzene	7.721	105	1701752	167.523	ug/l	99
72) p-Isopropyltoluene	7.857	119	1587927	173.587	ug/l	99
73) 1,3-Dichlorobenzene	7.914	146	755231	163.547	ug/l	100
74) 1,4-Dichlorobenzene	8.003	146	741929	178.083	ug/l	99
75) 2-Isopropyltoluene	8.097	119	1543808	179.017	ug/l	100
76) n-Butylbenzene	8.260	91	1397600	178.256	ug/l	99
77) 1,2-Dichlorobenzene	8.401	146	718981	184.202	ug/l	99
78) 1,2-Dibromo-3-Chloropr...	9.185	155	87154	246.946	ug/l	98
79) Hexachlorobutadiene	9.803	225	291394	165.435	ug/l	99
80) 1,2,4-Trichlorobenzene	9.818	180	463478	152.313	ug/l	100
81) Naphthalene	10.101	128	1388067	186.320	ug/l	100
82) 1,2,3-Trichlorobenzene	10.252	180	513036	173.114	ug/l	99

(#)out of range (m)manual integration reviewed by analyst (+)signals summed

Quantitation Report (QT Reviewed)

Data Path : H:\V2017\CHEM18\08AUG\080117\
Data File : 0801M14.D
Acq On : 1 Aug 2017 3:00 pm
Operator :
Client ID : ICAL 200
Lab ID : VOA-200 PPB STD.
ALS Vial : 1 Sample Multiplier: 1

Quant Time: Aug 01 15:38:34 2017
Quant Method : H:\V2017\CHEM18\Methods\VT-M0801.M
Quant Title : VOA Standards for 5 point calibration
QLast Update : Tue Aug 01 15:00:59 2017
Response via : Initial Calibration

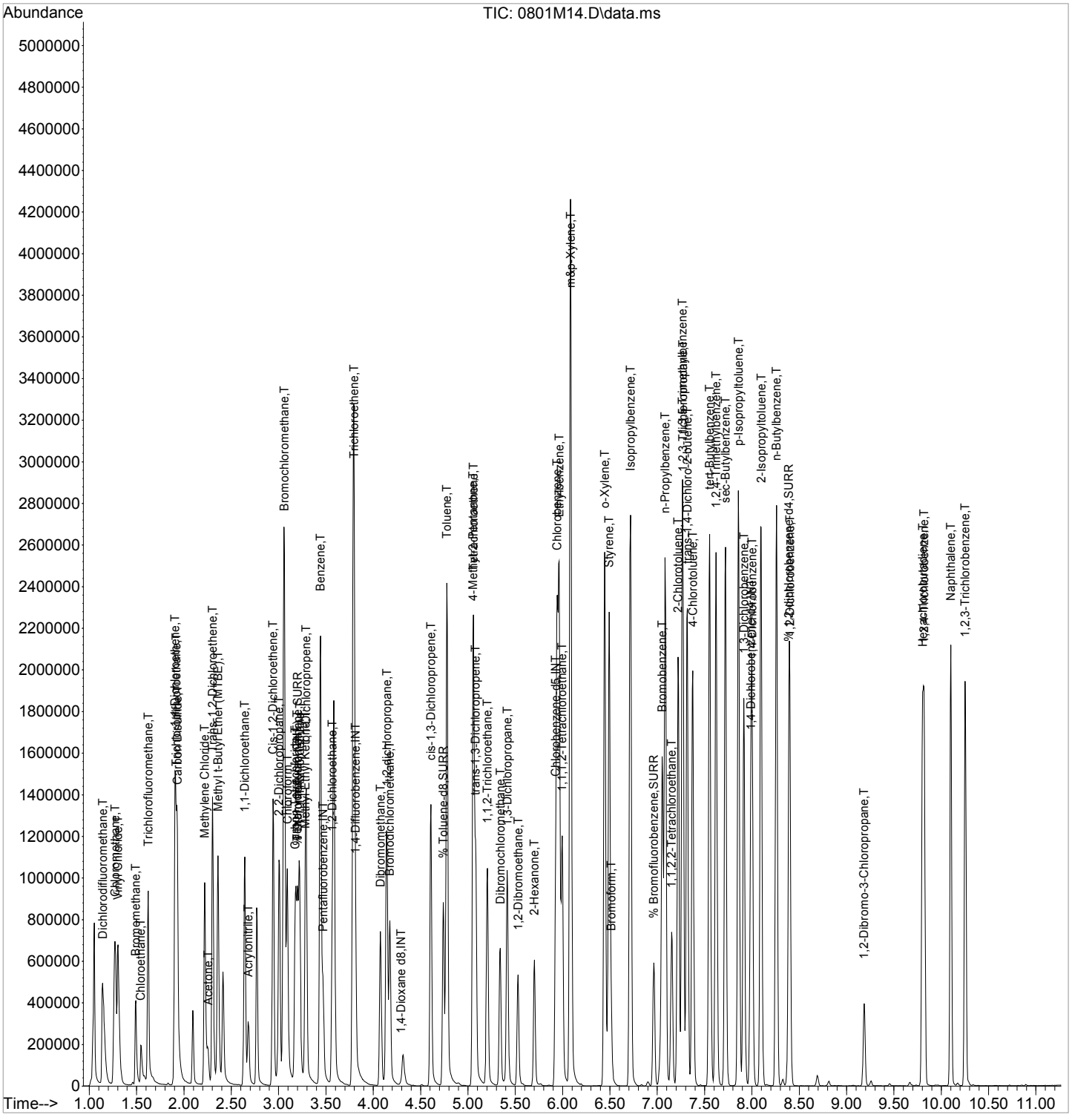

7A
VOLATILE CONTINUING CALIBRATION CHECK

Lab Name: Phoenix Environmental Labs Client: NETC

Lab Code: Phoenix Case No.: SAS No.: SDG No.: GBY76292

Instrument: CHEM18 Calibration Date: 08/01/17 Time: 17:01

Lab File Id: 0801M17.D Init. Calib. Date(s): 08/01/17 08/01/17

Heated Purge (Y/N): Y Init. Calib. Times: 12:53 15:00

GC Column: rtx-vms Method File: VT-M0801.M

COMPOUND		RRF	RRF50	RRF MIN	%D	% D LIMITS
Pentafluorobenzene	(IS Area/Area%)	277617	283751	n.a.	102.2	50-200
1,4-Difluorobenzene	(IS Area/Area%)	393289	403276	n.a.	102.5	50-200
Chlorobenzene-d5	(IS Area/Area%)	428153	438100	n.a.	102.3	50-200
1,4-Dichlorobenzene-d4	(IS Area/Area%)	195761	201066	n.a.	102.7	50-200
1,4-Dioxane d8	(IS Area/Area%)	13026	12531	n.a.	96.2	n.a.
Dichlorodifluoromethane		0.507	0.522	0.100	-3.0	20 (60)
Chloromethane		0.885	0.939	0.100	-6.1	20 (60)
Vinyl Chloride		0.617	0.648	0.100	-5.0	20 (40)
Bromomethane		0.211	0.208	0.100	1.4	20 (60)
Chloroethane		0.256	0.269	0.100	-5.1	20 (40)
Trichlorofluoromethane		0.591	0.622	0.100	-5.2	20 (40)
1,1-Dichloroethene		0.308	0.326	0.100	-5.8	20 (40)
Trichlorotrifluoroethane		0.285	0.306	0.050	-7.4	20 (40)
Carbon Disulfide		0.973	1.011	0.100	-3.9	20 (40)
Methylene Chloride		0.341	0.309	0.100	9.4	20 (40)
Acetone		0.117	0.159	0.100	-35.9 +	20 (60)
Trans-1,2-Dichloroethene		0.328	0.339	0.100	-3.4	20 (40)
Methyl t-Butyl Ether (MTBE)		0.759	0.774	0.100	-2.0	20 (40)
1,1-Dichloroethane		0.842	0.861	0.200	-2.3	20 (40)
Acrylonitrile		0.165	0.165	0.050	0.0	20 (40)
Cis-1,2-Dichloroethene		0.459	0.470	0.100	-2.4	20 (40)
2,2-Dichloropropane		0.563	0.596	0.050	-5.9	20 (40)
Bromochloromethane		0.195	0.195	0.050	0.0	20 (40)
Chloroform		0.626	0.614	0.200	1.9	20 (40)
Carbon Tetrachloride		0.441	0.447	0.100	-1.4	20 (40)
Tetrahydrofuran (THF)		0.130	0.125	0.050	3.8	20 (40)
1,1,1-Trichloroethane		0.526	0.533	0.100	-1.3	20 (40)
Methyl Ethyl Ketone		0.206	0.217	0.100	-5.3	20 (60)
1,1-Dichloropropene		0.370	0.372	0.050	-0.5	20 (40)
Benzene		1.111	1.114	0.500	-0.3	20 (40)
1,2-Dichloroethane		0.307	0.317	0.100	-3.3	20 (40)
Trichloroethene		0.303	0.305	0.200	-0.7	20 (40)
Dibromomethane		0.148	0.154	0.050	-4.1	20 (40)
1,2-dichloropropane		0.312	0.325	0.100	-4.2	20 (40)
Bromodichloromethane		0.283	0.300	0.200	-6.0	20 (40)
cis-1,3-Dichloropropene		0.439	0.468	0.200	-6.6	20 (40)

(*) Recommended RRF not met (+) %D exceeds criteria % (#) %D exceeds (maximum) criteria
%D: 10% of target compounds are allowed to be above criteria %, but must be less than the (maximum) %D

FORM VII VOA

7B
VOLATILE CONTINUING CALIBRATION CHECK

Lab Name: Phoenix Environmental Labs Client: NETC

Lab Code: Phoenix Case No.: SAS No.: SDG No.: GBY76292

Instrument: CHEM18 Calibration Date: 08/01/17 Time: 17:01

Lab File Id: 0801M17.D Init. Calib. Date(s): 08/01/17 08/01/17

Heated Purge (Y/N): Y Init. Calib. Times: 12:53 15:00

GC Column: rtx-vms Method File: VT-M0801.M

COMPOUND	RRF	RRF50	RRF MIN	%D	% D LIMITS
Toluene	0.648	0.682	0.400	-5.2	20 (40)
4-Methyl-2-Pentanone	0.303	0.310	0.100	-2.3	20 (60)
Tetrachloroethene	0.260	0.274	0.200	-5.4	20 (40)
trans-1,3-Dichloropropene	0.329	0.355	0.100	-7.9	20 (40)
1,1,2-Trichloroethane	0.218	0.222	0.100	-1.8	20 (40)
Dibromochloromethane	0.194	0.206	0.100	-6.2	20 (40)
1,3-Dichloropropane	0.360	0.358	0.050	0.6	20 (40)
1,2-Dibromoethane	0.224	0.222	0.100	0.9	20 (40)
2-Hexanone	0.242	0.244	0.100	-0.8	20 (60)
Chlorobenzene	0.690	0.704	0.500	-2.0	20 (40)
Ethylbenzene	0.371	0.373	0.100	-0.5	20 (40)
1,1,1,2-Tetrachloroethane	0.205	0.211	0.050	-2.9	20 (40)
m&p-Xylene	0.456	0.448	0.100	1.8	20 (40)
o-Xylene	0.489	0.496	0.300	-1.4	20 (40)
Styrene	0.777	0.764	0.300	1.7	20 (40)
Bromoform	0.099	0.101	0.100	-2.0	20 (40)
Isopropylbenzene	0.775	0.792	0.100	-2.2	20 (40)
Bromobenzene	0.657	0.689	0.050	-4.9	20 (40)
n-Propylbenzene	0.740	0.763	0.050	-3.1	20 (40)
1,1,2,2-Tetrachloroethane	0.492	0.489	0.300	0.6	20 (40)
2-Chlorotoluene	0.637	0.642	0.050	-0.8	20 (40)
1,3,5-Trimethylbenzene	2.017	2.048	0.050	-1.5	20 (40)
1,2,3-Trichloropropane	0.388	0.366	0.050	5.7	20 (40)
trans-1,4-Dichloro-2-butene	0.155	0.158	0.050	-1.9	20 (40)
4-Chlorotoluene	0.635	0.644	0.050	-1.4	20 (40)
tert-Butylbenzene	1.948	1.966	0.050	-0.9	20 (40)
1,2,4-Trimethylbenzene	2.082	2.129	0.050	-2.3	20 (40)
sec-Butylbenzene	2.706	2.724	0.050	-0.7	20 (40)
p-Isopropyltoluene	2.448	2.511	0.050	-2.6	20 (40)
1,3-Dichlorobenzene	1.227	1.234	0.600	-0.6	20 (40)
1,4-Dichlorobenzene	1.118	1.153	0.500	-3.1	20 (40)
2-Isopropyltoluene	2.317	2.402	0.050	-3.7	20 (40)
n-Butylbenzene	2.105	2.259	0.050	-7.3	20 (40)
1,2-Dichlorobenzene	1.052	1.089	0.400	-3.5	20 (40)
1,2-Dibromo-3-Chloropropane	0.099	0.105	0.050	-6.1	20 (40)
Hexachlorobutadiene	0.468	0.494	0.050	-5.6	20 (40)

(*) Recommended RRF not met (+) %D exceeds criteria % (#) %D exceeds (maximum) criteria
%D: 10% of target compounds are allowed to be above criteria %, but must be less than the (maximum) %D

FORM VII VOA

7B
VOLATILE CONTINUING CALIBRATION CHECK

Lab Name: Phoenix Environmental Labs Client: NETC

Lab Code: Phoenix Case No.: SAS No.: SDG No.: GBY76292

Instrument: CHEM18 Calibration Date: 08/01/17 Time: 17:01

Lab File Id: 0801M17.D Init. Calib. Date(s): 08/01/17 08/01/17

Heated Purge (Y/N): Y Init. Calib. Times: 12:53 15:00

GC Column: rtx-vms Method File: VT-M0801.M

COMPOUND	RRF	RRF50	RRF MIN	%D	% D LIMITS
1,2,4-Trichlorobenzene	0.802	0.807	0.200	-0.6	20 (40)
Naphthalene	2.012	1.983	0.050	1.4	20 (40)
1,2,3-Trichlorobenzene	0.793	0.804	0.050	-1.4	20 (40)
% Dibromofluoromethane	0.090	0.090	0.050	0.0	20 (40)
% Toluene-d8	1.254	1.300	0.050	-3.7	20 (40)
% Bromofluorobenzene	0.448	0.453	0.050	-1.1	20 (40)
% 1,2-dichlorobenzene-d4	0.911	0.936	0.050	-2.7	20 (40)

(*) Recommended RRF not met (+) %D exceeds criteria % (#) %D exceeds (maximum) criteria
%D: 10% of target compounds are allowed to be above criteria %, but must be less than the (maximum) %D

FORM VII VOA

Evaluate Continuing Calibration Report

Data Path : H:\V2017\CHEM18\08AUG\080117\
Data File : 0801M17.D
Acq On : 1 Aug 2017 5:01 pm
Operator :
Client ID : BFB TUNE - CCAL 50
Lab ID : VOA-50 PPB STD. VOA50i I 08/01 AS - VOA-50 PPB STD. VOA50i I 08/01 AS
ALS Vial : 1 Sample Multiplier: 1

Quant Time: Aug 01 17:15:31 2017
Quant Method : H:\V2017\CHEM18\METHODS\VT-M0801.M
Quant Title : VOA Standards for 5 point calibration
QLast Update : Tue Aug 01 15:39:08 2017
Response via : Initial Calibration

Note: Curves (l,lf,q,qf) display calculated concentration.
Min. RRF : 0.000 Min. Rel. Area : 50% Max. R.T. Dev 0.20min
Max. RRF Dev : 30% Max. Rel. Area : 200%

		Compound	AvgRF	CCRF	%Dev	Area%	
1	INT	Pentafluorobenzene	1.000	1.000	0.0	102	
2	T	Dichlorodifluoromethane	0.507	0.522	-3.0		
3	T	Chloromethane	0.885	0.939	-6.1		
4	T	Vinyl Chloride	0.617	0.648	-5.0		
5	T	Bromomethane	0.211	0.208	1.4		
6	T	Chloroethane	0.256	0.269	-5.1		
7	T	Trichlorofluoromethane	0.591	0.622	-5.2		
8	T	1,1-Dichloroethene	0.308	0.326	-5.8		
9	T	Trichlorotrifluoroethane	0.285	0.306	-7.4		
10	T	Carbon Disulfide	0.973	1.011	-3.9		
12	T	Methylene Chloride	0.341	0.309	9.4		
13	T	Acetone	0.117	0.159	-35.9#		
14	T	Trans-1,2-Dichloroethene	0.328	0.339	-3.4		
16	T	Methyl t-Butyl Ether (MTBE)	0.759	0.774	-2.0		
17	T	1,1-Dichloroethane	0.842	0.861	-2.3		
18	T	Acrylonitrile	0.165	0.165	0.0		
19	T	Cis-1,2-Dichloroethene	0.459	0.470	-2.4		
20	T	2,2-Dichloropropane	0.563	0.596	-5.9		
21	T	Bromochloromethane	0.195	0.195	0.0		
23	T	Chloroform	0.626	0.614	1.9		
24	T	Carbon Tetrachloride	0.441	0.447	-1.4		
25	T	Tetrahydrofuran (THF)	0.130	0.125	3.8		
26	T	1,1,1-Trichloroethane	0.526	0.533	-1.3		
27	SURR	% Dibromofluoromethane	0.090	0.090	0.0		
28	T	Methyl Ethyl Ketone	0.206	0.217	-5.3		
29	INT	1,4-Difluorobenzene	1.000	1.000	0.0	103	
30	T	1,1-Dichloropropene	0.370	0.372	-0.5		
31	T	Benzene	1.111	1.114	-0.3		
32	T	1,2-Dichloroethane	0.307	0.317	-3.3		
34	T	Trichloroethene	0.303	0.305	-0.7		
35	T	Dibromomethane	0.148	0.154	-4.1		
36	T	1,2-dichloropropane	0.312	0.325	-4.2		
37	T	Bromodichloromethane	0.283	0.300	-6.0		
38	T	cis-1,3-Dichloropropene	0.439	0.468	-6.6		
39	T	Toluene	0.648	0.682	-5.2		
40	SURR	% Toluene-d8	1.254	1.300	-3.7		
41	T	4-Methyl-2-Pentanone	0.303	0.310	-2.3		
42	T	Tetrachloroethene	0.260	0.274	-5.4		
43	T	trans-1,3-Dichloropropene	0.329	0.355	-7.9		
44	T	1,1,2-Trichloroethane	0.218	0.222	-1.8		
45	INT	Chlorobenzene-d5	1.000	1.000	0.0	102	
46	T	Dibromochloromethane	0.194	0.206	-6.2		
47	T	1,3-Dichloropropane	0.360	0.358	0.6		
48	T	1,2-Dibromoethane	0.224	0.222	0.9		
49	T	2-Hexanone	0.242	0.244	-0.8		
50	T	Chlorobenzene	0.690	0.704	-2.0		
51	T	Ethylbenzene	0.371	0.373	-0.5		
52	T	1,1,1,2-Tetrachloroethane	0.205	0.211	-2.9		
53	T	m&p-Xylene	0.456	0.448	1.8		

Data Path : H:\V2017\CHEM18\08AUG\080117\
Data File : 0801M17.D
Acq On : 1 Aug 2017 5:01 pm
Operator :
Client ID : BFB TUNE - CCAL 50
Lab ID : VOA-50 PPB STD. VOA50i I 08/01 AS - VOA-50 PPB STD. VOA50i I 08/01 AS
ALS Vial : 1 Sample Multiplier: 1

Quant Time: Aug 01 17:15:31 2017
Quant Method : H:\V2017\CHEM18\METHODS\VT-M0801.M
Quant Title : VOA Standards for 5 point calibration
QLast Update : Tue Aug 01 15:39:08 2017
Response via : Initial Calibration

Note: Curves (l,lf,q,qf) display calculated concentration.
Min. RRF : 0.000 Min. Rel. Area : 50% Max. R.T. Dev 0.20min
Max. RRF Dev : 30% Max. Rel. Area : 200%

		Compound	AvgRF	CCRF	%Dev	Area%	
54	T	o-Xylene	0.489	0.496	-1.4		
55	T	Styrene	0.777	0.764	1.7		
56	T	Bromoform	0.099	0.101	-2.0		
57	SURR	% Bromofluorobenzene	0.448	0.453	-1.1		
58	INT	1,4-Dichlorobenzene-d4	1.000	1.000	0.0	103	
59	SURR	% 1,2-dichlorobenzene-d4	0.911	0.936	-2.7		
60	T	Isopropylbenzene	0.775	0.792	-2.2		
61	T	Bromobenzene	0.657	0.689	-4.9		
62	T	n-Propylbenzene	0.740	0.763	-3.1		
63	T	1,1,2,2-Tetrachloroethane	0.492	0.489	0.6		
64	T	2-Chlorotoluene	0.637	0.642	-0.8		
65	T	1,3,5-Trimethylbenzene	2.017	2.048	-1.5		
66	T	1,2,3-Trichloropropane	0.388	0.366	5.7		
67	T	trans-1,4-Dichloro-2-butene	0.155	0.158	-1.9		
68	T	4-Chlorotoluene	0.635	0.644	-1.4		
69	T	tert-Butylbenzene	1.948	1.966	-0.9		
70	T	1,2,4-Trimethylbenzene	2.082	2.129	-2.3		
71	T	sec-Butylbenzene	2.706	2.724	-0.7		
72	T	p-Isopropyltoluene	2.448	2.511	-2.6		
73	T	1,3-Dichlorobenzene	1.227	1.234	-0.6		
74	T	1,4-Dichlorobenzene	1.118	1.153	-3.1		
75	T	2-Isopropyltoluene	2.317	2.402	-3.7		
76	T	n-Butylbenzene	2.105	2.259	-7.3		
77	T	1,2-Dichlorobenzene	1.052	1.089	-3.5		
78	T	1,2-Dibromo-3-Chloropropane	0.099	0.105	-6.1		
79	T	Hexachlorobutadiene	0.468	0.494	-5.6		
80	T	1,2,4-Trichlorobenzene	0.802	0.807	-0.6		
81	T	Naphthalene	2.012	1.983	1.4		
82	T	1,2,3-Trichlorobenzene	0.793	0.804	-1.4		
83	INT	1,4-Dioxane d8	1.000	1.000	0.0	96	

(#)=Out of Range l=linear, lf=liner(0,0), q=quadratic, qf=quadratic(0,0)
Laboratory Warning Limits Out = 0

Quantitation Report (Not Reviewed)

Data Path : H:\V2017\CHEM18\08AUG\080117\
Data File : 0801M17.D
Acq On : 1 Aug 2017 5:01 pm
Operator :
Client ID : BFB TUNE - CCAL 50
Lab ID : VOA-50 PPB STD. VOA50i I 08/01 AS - VOA-50 PPB STD. VOA50i I 08/01 AS
ALS Vial : 1 Sample Multiplier: 1

Quant Time: Aug 01 17:15:31 2017
Quant Method : H:\V2017\CHEM18\METHODS\VT-M0801.M
Quant Title : VOA Standards for 5 point calibration
QLast Update : Tue Aug 01 15:39:08 2017
Response via : Initial Calibration

Compound	R.T.	QIon	Response	Conc	Units	Dev(Min)
Internal Standards						
1) Pentafluorobenzene	3.469	168	283751	50.000	ug/l	0.00
29) 1,4-Difluorobenzene	3.814	114	403276	50.000	ug/l	0.00
45) Chlorobenzene-d5	5.927	117	438100	50.000	ug/l	0.00
58) 1,4-Dichlorobenzene-d4	7.983	152	201066	50.000	ug/l	0.00
83) 1,4-Dioxane d8	4.295	96	12531	500.000	ug/l	0.00
System Monitoring Compounds						
27) % Dibromofluoromethane	3.202	192	25427	49.805	ug/l	0.00
Spiked Amount 50.000	Range 70 - 130		Recovery = 99.62%			
40) % Toluene-d8	4.740	98	524221	51.835	ug/l	0.00
Spiked Amount 50.000	Range 70 - 130		Recovery = 103.68%			
57) % Bromofluorobenzene	6.963	95	198460	50.612	ug/l	0.00
Spiked Amount 50.000	Range 70 - 130		Recovery = 101.22%			
59) % 1,2-dichlorobenzene-d4	8.391	152	188203	51.361	ug/l	0.00
Spiked Amount 50.000	Range 70 - 130		Recovery = 102.72%			
Target Compounds						Qvalue
2) Dichlorodifluoromethane	1.141	85	148125	51.463	ug/l	99
3) Chloromethane	1.272	50	266320	53.031	ug/l	99
4) Vinyl Chloride	1.304	62	183909	52.497	ug/l	99
5) Bromomethane	1.492	94	58987	49.243	ug/l	99
6) Chloroethane	1.560	64	76357	52.644	ug/l	99
7) Trichlorofluoromethane	1.633	101	176612	52.681	ug/l	99
8) 1,1-Dichloroethene	1.910	96	92509	52.864	ug/l	99
9) Trichlorotrifluoroethane	1.926	151	86878	53.791	ug/l	98
10) Carbon Disulfide	1.936	76	286937	51.955	ug/l	100
12) Methylene Chloride	2.224	84	87636	45.256	ug/l	99
13) Acetone	2.255	43	45021	67.732	ug/l	99
14) Trans-1,2-Dichloroethene	2.308	96	96327	51.702	ug/l	97
16) Methyl t-Butyl Ether (...	2.360	73	219677	51.001	ug/l	99
17) 1,1-Dichloroethane	2.642	63	244415	51.146	ug/l	99
18) Acrylonitrile	2.679	53	46866	50.019	ug/l	99
19) Cis-1,2-Dichloroethene	2.946	96	133324	51.224	ug/l	99
20) 2,2-Dichloropropane	3.009	77	169173	52.908	ug/l	99
21) Bromochloromethane	3.061	128	55449	50.105	ug/l	97
23) Chloroform	3.092	83	174096	49.041	ug/l	99
24) Carbon Tetrachloride	3.181	117	126930	50.716	ug/l	100
25) Tetrahydrofuran (THF)	3.202	42	88372	119.917	ug/l	97
26) 1,1,1-Trichloroethane	3.223	97	151325	50.666	ug/l	99
28) Methyl Ethyl Ketone	3.281	43	61554	52.567	ug/l	99
30) 1,1-Dichloropropene	3.291	75	149942	50.216	ug/l	99
31) Benzene	3.443	78	449063	50.106	ug/l	99
32) 1,2-Dichloroethane	3.568	62	128010	51.692	ug/l	100
34) Trichloroethene	3.798	130	123091	50.374	ug/l	98
35) Dibromomethane	4.076	93	62158	51.975	ug/l	99
36) 1,2-dichloropropane	4.144	63	130883	52.065	ug/l	100
37) Bromodichloromethane	4.175	83	120809	52.969	ug/l	99
38) cis-1,3-Dichloropropene	4.609	75	188720	53.242	ug/l	100
39) Toluene	4.776	92	275035	52.645	ug/l	99
41) 4-Methyl-2-Pentanone	5.054	43	124856	51.058	ug/l	99
42) Tetrachloroethene	5.059	164	110342	52.662	ug/l	99
43) trans-1,3-Dichloropropene	5.080	75	143141	53.967	ug/l	95
44) 1,1,2-Trichloroethane	5.205	97	89512	51.024	ug/l	97
46) Dibromochloromethane	5.341	129	90203	53.032	ug/l	98

Data Path : H:\V2017\CHEM18\08AUG\080117\
Data File : 0801M17.D
Acq On : 1 Aug 2017 5:01 pm
Operator :
Client ID : BFB TUNE - CCAL 50
Lab ID : VOA-50 PPB STD. VOA50i I 08/01 AS - VOA-50 PPB STD. VOA50i I 08/01 AS
ALS Vial : 1 Sample Multiplier: 1

Quant Time: Aug 01 17:15:31 2017
Quant Method : H:\V2017\CHEM18\METHODS\VT-M0801.M
Quant Title : VOA Standards for 5 point calibration
QLast Update : Tue Aug 01 15:39:08 2017
Response via : Initial Calibration

	Compound	R.T.	QIon	Response	Conc	Units	Dev(Min)
47)	1,3-Dichloropropane	5.415	76	156954	49.706	ug/l	99
48)	1,2-Dibromoethane	5.530	107	97256	49.514	ug/l	99
49)	2-Hexanone	5.702	43	107052	50.553	ug/l	99
50)	Chlorobenzene	5.943	112	308396	51.005	ug/l	98
51)	Ethylbenzene	5.964	106	163350	50.214	ug/l	99
52)	1,1,1,2-Tetrachloroethane	5.995	131	92608	51.542	ug/l	99
53)	m&p-Xylene	6.084	106	392862	98.370	ug/l	99
54)	o-Xylene	6.445	106	217397	50.703	ug/l	99
55)	Styrene	6.492	104	334868	49.182	ug/l	99
56)	Bromoform	6.513	173	44224	50.898	ug/l	96
60)	Isopropylbenzene	6.717	120	159207	51.098	ug/l	99
61)	Bromobenzene	7.052	156	138556	52.470	ug/l	99
62)	n-Propylbenzene	7.083	120	153443	51.595	ug/l	99
63)	1,1,2,2-Tetrachloroethane	7.151	83	98365	49.718	ug/l	98
64)	2-Chlorotoluene	7.219	126	129028	50.406	ug/l	98
65)	1,3,5-Trimethylbenzene	7.266	105	411719	50.766	ug/l	100
66)	1,2,3-Trichloropropane	7.271	75	73536	47.173	ug/l	99
67)	trans-1,4-Dichloro-2-b...	7.313	75	158586	254.091	ug/l	98
68)	4-Chlorotoluene	7.371	126	129575	50.778	ug/l	97
69)	tert-Butylbenzene	7.554	119	395306	50.461	ug/l	100
70)	1,2,4-Trimethylbenzene	7.622	105	427974	51.124	ug/l	100
71)	sec-Butylbenzene	7.716	105	547712	50.334	ug/l	100
72)	p-Isopropyltoluene	7.857	119	504834	51.291	ug/l	99
73)	1,3-Dichlorobenzene	7.915	146	248190	50.320	ug/l	99
74)	1,4-Dichlorobenzene	7.998	146	231751	51.531	ug/l	99
75)	2-Isopropyltoluene	8.092	119	482905	51.839	ug/l	100
76)	n-Butylbenzene	8.260	91	454184	53.657	ug/l	99
77)	1,2-Dichlorobenzene	8.396	146	218920	51.728	ug/l	99
78)	1,2-Dibromo-3-Chloropr...	9.191	155	21155	52.885	ug/l	95
79)	Hexachlorobutadiene	9.803	225	99272	52.694	ug/l	99
80)	1,2,4-Trichlorobenzene	9.818	180	162193	50.318	ug/l	99
81)	Naphthalene	10.101	128	398791	49.294	ug/l	100
82)	1,2,3-Trichlorobenzene	10.252	180	161723	50.735	ug/l	99

(#)out of range (m)manual integration reviewed by analyst (+)signals summed

Quantitation Report (Not Reviewed)

Data Path : H:\V2017\CHEM18\08AUG\080117\
Data File : 0801M17.D
Acq On : 1 Aug 2017 5:01 pm
Operator :
Client ID : BFB TUNE - CCAL 50
Lab ID : VOA-50 PPB STD. VOA50i I 08/01 AS - VOA-50 PPB STD. VOA50i I 08/01 AS
ALS Vial : 1 Sample Multiplier: 1

Quant Time: Aug 01 17:15:31 2017
Quant Method : H:\V2017\CHEM18\METHODS\VT-M0801.M
Quant Title : VOA Standards for 5 point calibration
QLast Update : Tue Aug 01 15:39:08 2017
Response via : Initial Calibration

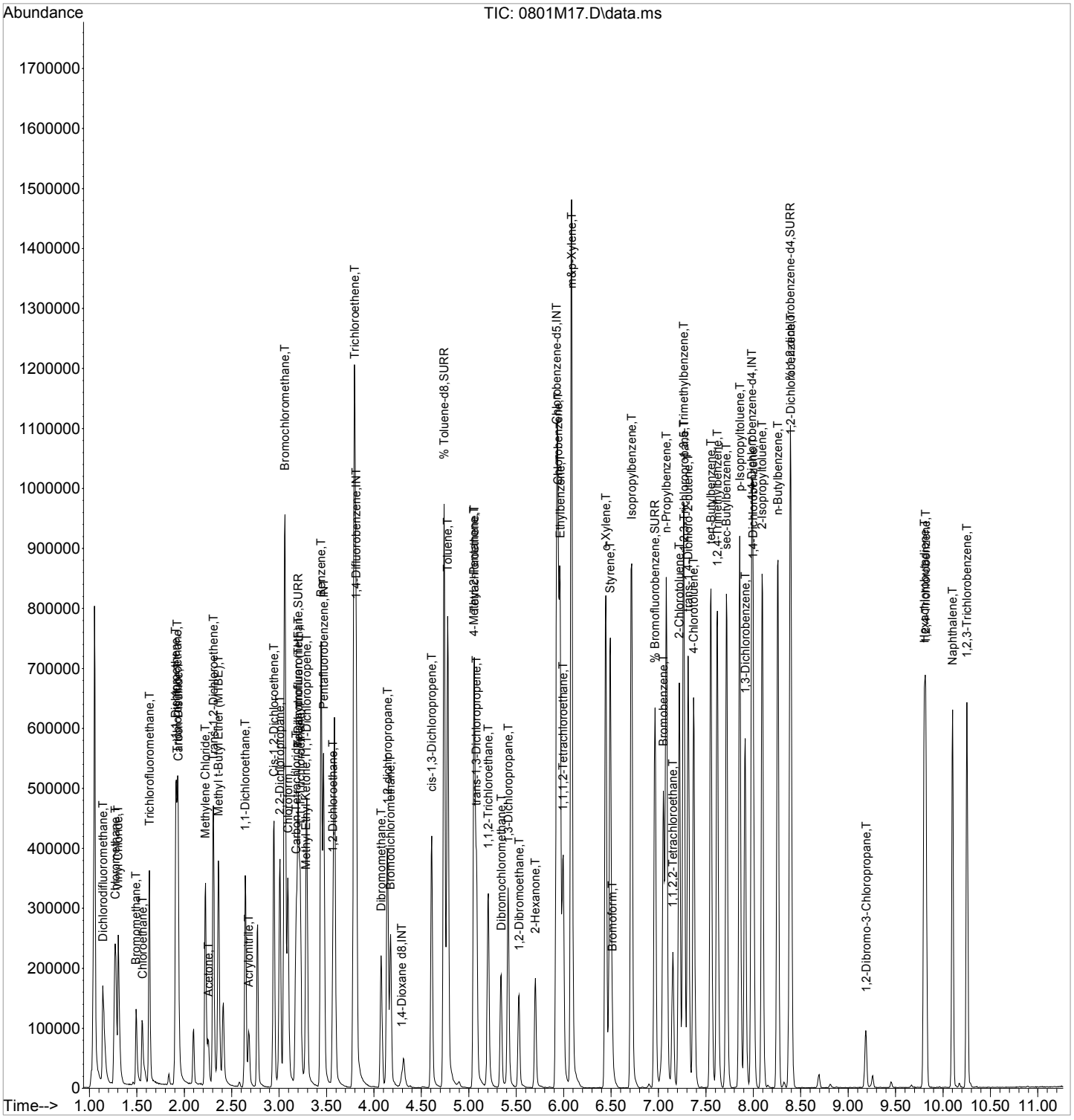

7A
VOLATILE CONTINUING CALIBRATION CHECK

Lab Name: Phoenix Environmental Labs Client: NETC

Lab Code: Phoenix Case No.: SAS No.: SDG No.: GBY76292

Instrument: CHEM18 Calibration Date: 08/02/17 Time: 04:27

Lab File Id: 0801M48.D Init. Calib. Date(s): 08/01/17 08/01/17

Heated Purge (Y/N): Y Init. Calib. Times: 12:53 15:00

GC Column: rtx-vms Method File: VT-M0801.M

COMPOUND	RRF	RRF50	RRF MIN	%D	% D LIMITS
Dichlorodifluoromethane	0.507	0.542	0.010	-6.9	50
Chloromethane	0.885	0.933	0.010	-5.4	50
Vinyl Chloride	0.617	0.659	0.010	-6.8	50
Bromomethane	0.211	0.229	0.010	-8.5	50
Chloroethane	0.256	0.284	0.010	-10.9	50
Trichlorofluoromethane	0.591	0.630	0.010	-6.6	50
1,1-Dichloroethene	0.308	0.328	0.010	-6.5	50
Trichlorotrifluoroethane	0.285	0.301	0.010	-5.6	50
Carbon Disulfide	0.973	1.007	0.010	-3.5	50
Methylene Chloride	0.341	0.314	0.010	7.9	50
Acetone	0.117	0.134	0.010	-14.5	50
Trans-1,2-Dichloroethene	0.328	0.337	0.010	-2.7	50
Methyl t-Butyl Ether (MTBE)	0.759	0.789	0.010	-4.0	50
1,1-Dichloroethane	0.842	0.888	0.010	-5.5	50
Acrylonitrile	0.165	0.167	0.010	-1.2	50
Cis-1,2-Dichloroethene	0.459	0.484	0.010	-5.4	50
2,2-Dichloropropane	0.563	0.585	0.010	-3.9	50
Bromochloromethane	0.195	0.201	0.010	-3.1	50
Chloroform	0.626	0.622	0.010	0.6	50
Carbon Tetrachloride	0.441	0.455	0.010	-3.2	50
Tetrahydrofuran (THF)	0.130	0.123	0.010	5.4	50
1,1,1-Trichloroethane	0.526	0.553	0.010	-5.1	50
Methyl Ethyl Ketone	0.206	0.207	0.010	-0.5	50
1,1-Dichloropropene	0.370	0.378	0.010	-2.2	50
Benzene	1.111	1.123	0.010	-1.1	50
1,2-Dichloroethane	0.307	0.314	0.010	-2.3	50
Trichloroethene	0.303	0.313	0.010	-3.3	50
Dibromomethane	0.148	0.156	0.010	-5.4	50
1,2-dichloropropane	0.312	0.334	0.010	-7.1	50
Bromodichloromethane	0.283	0.297	0.010	-4.9	50
cis-1,3-Dichloropropene	0.439	0.455	0.010	-3.6	50
Toluene	0.648	0.698	0.010	-7.7	50
4-Methyl-2-Pentanone	0.303	0.313	0.010	-3.3	50
Tetrachloroethene	0.260	0.275	0.010	-5.8	50
trans-1,3-Dichloropropene	0.329	0.339	0.010	-3.0	50
1,1,2-Trichloroethane	0.218	0.227	0.010	-4.1	50

(*) Recommended RRF not met. (#) Maximum %D not met.

7B
VOLATILE CONTINUING CALIBRATION CHECK

Lab Name: Phoenix Environmental Labs Client: NETC

Lab Code: Phoenix Case No.: SAS No.: SDG No.: GBY76292

Instrument: CHEM18 Calibration Date: 08/02/17 Time: 04:27

Lab File Id: 0801M48.D Init. Calib. Date(s): 08/01/17 08/01/17

Heated Purge (Y/N): Y Init. Calib. Times: 12:53 15:00

GC Column: rtx-vms Method File: VT-M0801.M

COMPOUND	RRF	RRF50	RRF MIN	%D	% D LIMITS
Dibromochloromethane	0.194	0.202	0.010	-4.1	50
1,3-Dichloropropane	0.360	0.355	0.010	1.4	50
1,2-Dibromoethane	0.224	0.226	0.010	-0.9	50
2-Hexanone	0.242	0.233	0.010	3.7	50
Chlorobenzene	0.690	0.690	0.010	0.0	50
Ethylbenzene	0.371	0.373	0.010	-0.5	50
1,1,1,2-Tetrachloroethane	0.205	0.210	0.010	-2.4	50
m&p-Xylene	0.456	0.438	0.010	3.9	50
o-Xylene	0.489	0.489	0.010	0.0	50
Styrene	0.777	0.741	0.010	4.6	50
Bromoform	0.099	0.099	0.010	0.0	50
Isopropylbenzene	0.775	0.801	0.010	-3.4	50
Bromobenzene	0.657	0.670	0.010	-2.0	50
n-Propylbenzene	0.740	0.745	0.010	-0.7	50
1,1,2,2-Tetrachloroethane	0.492	0.482	0.010	2.0	50
2-Chlorotoluene	0.637	0.628	0.010	1.4	50
1,3,5-Trimethylbenzene	2.017	1.990	0.010	1.3	50
1,2,3-Trichloropropane	0.388	0.368	0.010	5.2	50
trans-1,4-Dichloro-2-butene	0.155	0.149	0.010	3.9	50
4-Chlorotoluene	0.635	0.616	0.010	3.0	50
tert-Butylbenzene	1.948	2.008	0.010	-3.1	50
1,2,4-Trimethylbenzene	2.082	2.039	0.010	2.1	50
sec-Butylbenzene	2.706	2.703	0.010	0.1	50
p-Isopropyltoluene	2.448	2.437	0.010	0.4	50
1,3-Dichlorobenzene	1.227	1.149	0.010	6.4	50
1,4-Dichlorobenzene	1.118	1.067	0.010	4.6	50
2-Isopropyltoluene	2.317	2.391	0.010	-3.2	50
n-Butylbenzene	2.105	2.106	0.010	0.0	50
1,2-Dichlorobenzene	1.052	1.045	0.010	0.7	50
1,2-Dibromo-3-Chloropropane	0.099	0.102	0.010	-3.0	50
Hexachlorobutadiene	0.468	0.465	0.010	0.6	50
1,2,4-Trichlorobenzene	0.802	0.693	0.010	13.6	50
Naphthalene	2.012	2.037	0.010	-1.2	50
1,2,3-Trichlorobenzene	0.793	0.749	0.010	5.5	50
% Dibromofluoromethane	0.090	0.088	0.010	2.2	50
% Toluene-d8	1.254	1.296	0.010	-3.3	50

(*) Recommended RRF not met. (#) Maximum %D not met.

FORM VII VOA

7B
VOLATILE CONTINUING CALIBRATION CHECK

Lab Name: Phoenix Environmental Labs Client: NETC

Lab Code: Phoenix Case No.: SAS No.: SDG No.: GBY76292

Instrument: CHEM18 Calibration Date: 08/02/17 Time: 04:27

Lab File Id: 0801M48.D Init. Calib. Date(s): 08/01/17 08/01/17

Heated Purge (Y/N): Y Init. Calib. Times: 12:53 15:00

GC Column: rtx-vms Method File: VT-M0801.M

COMPOUND	RRF	RRF50	RRF MIN	%D	% D LIMITS
% Bromofluorobenzene	0.448	0.443	0.010	1.1	50
% 1,2-dichlorobenzene-d4	0.911	0.924	0.010	-1.4	50

(*) Recommended RRF not met. (#) Maximum %D not met.

FORM VII VOA

Evaluate Continuing Calibration Report

Data Path : H:\V2017\CHEM18\08AUG\080117\
Data File : 0801M48.D
Acq On : 2 Aug 2017 4:27 am
Operator :
Client ID : CCAL 50
Lab ID : VOA-50 PPB STD. VOA50i I 08/01 AS
ALS Vial : 1 Sample Multiplier: 1

Quant Time: Aug 02 08:25:33 2017
Quant Method : H:\V2017\CHEM18\Methods\VT-M0801.M
Quant Title : VOA Standards for 5 point calibration
QLast Update : Tue Aug 01 15:39:08 2017
Response via : Initial Calibration

Note: Curves (l,lf,q,qf) display calculated concentration.
Min. RRF : 0.000 Min. Rel. Area : 50% Max. R.T. Dev 0.20min
Max. RRF Dev : 30% Max. Rel. Area : 200%

		Compound	AvgRF	CCRF	%Dev	Area%
1	INT	Pentafluorobenzene	1.000	1.000	0.0	99
2	T	Dichlorodifluoromethane	0.507	0.542	-6.9	
3	T	Chloromethane	0.885	0.933	-5.4	
4	T	Vinyl Chloride	0.617	0.659	-6.8	
5	T	Bromomethane	0.211	0.229	-8.5	
6	T	Chloroethane	0.256	0.284	-10.9	
7	T	Trichlorofluoromethane	0.591	0.630	-6.6	
8	T	1,1-Dichloroethene	0.308	0.328	-6.5	
9	T	Trichlorotrifluoroethane	0.285	0.301	-5.6	
10	T	Carbon Disulfide	0.973	1.007	-3.5	
12	T	Methylene Chloride	0.341	0.314	7.9	
13	T	Acetone	0.117	0.134	-14.5	
14	T	Trans-1,2-Dichloroethene	0.328	0.337	-2.7	
16	T	Methyl t-Butyl Ether (MTBE)	0.759	0.789	-4.0	
17	T	1,1-Dichloroethane	0.842	0.888	-5.5	
18	T	Acrylonitrile	0.165	0.167	-1.2	
19	T	Cis-1,2-Dichloroethene	0.459	0.484	-5.4	
20	T	2,2-Dichloropropane	0.563	0.585	-3.9	
21	T	Bromochloromethane	0.195	0.201	-3.1	
23	T	Chloroform	0.626	0.622	0.6	
24	T	Carbon Tetrachloride	0.441	0.455	-3.2	
25	T	Tetrahydrofuran (THF)	0.130	0.123	5.4	
26	T	1,1,1-Trichloroethane	0.526	0.553	-5.1	
27	SURR	% Dibromofluoromethane	0.090	0.088	2.2	
28	T	Methyl Ethyl Ketone	0.206	0.207	-0.5	
29	INT	1,4-Difluorobenzene	1.000	1.000	0.0	101
30	T	1,1-Dichloropropene	0.370	0.378	-2.2	
31	T	Benzene	1.111	1.123	-1.1	
32	T	1,2-Dichloroethane	0.307	0.314	-2.3	
34	T	Trichloroethene	0.303	0.313	-3.3	
35	T	Dibromomethane	0.148	0.156	-5.4	
36	T	1,2-dichloropropane	0.312	0.334	-7.1	
37	T	Bromodichloromethane	0.283	0.297	-4.9	
38	T	cis-1,3-Dichloropropene	0.439	0.455	-3.6	
39	T	Toluene	0.648	0.698	-7.7	
40	SURR	% Toluene-d8	1.254	1.296	-3.3	
41	T	4-Methyl-2-Pentanone	0.303	0.313	-3.3	
42	T	Tetrachloroethene	0.260	0.275	-5.8	
43	T	trans-1,3-Dichloropropene	0.329	0.339	-3.0	
44	T	1,1,2-Trichloroethane	0.218	0.227	-4.1	
45	INT	Chlorobenzene-d5	1.000	1.000	0.0	101
46	T	Dibromochloromethane	0.194	0.202	-4.1	
47	T	1,3-Dichloropropane	0.360	0.355	1.4	
48	T	1,2-Dibromoethane	0.224	0.226	-0.9	
49	T	2-Hexanone	0.242	0.233	3.7	
50	T	Chlorobenzene	0.690	0.690	0.0	
51	T	Ethylbenzene	0.371	0.373	-0.5	
52	T	1,1,1,2-Tetrachloroethane	0.205	0.210	-2.4	
53	T	m&p-Xylene	0.456	0.438	3.9	

Evaluate Continuing Calibration Report

Data Path : H:\V2017\CHEM18\08AUG\080117\
Data File : 0801M48.D
Acq On : 2 Aug 2017 4:27 am
Operator :
Client ID : CCAL 50
Lab ID : VOA-50 PPB STD. VOA50i I 08/01 AS
ALS Vial : 1 Sample Multiplier: 1

Quant Time: Aug 02 08:25:33 2017
Quant Method : H:\V2017\CHEM18\Methods\VT-M0801.M
Quant Title : VOA Standards for 5 point calibration
QLast Update : Tue Aug 01 15:39:08 2017
Response via : Initial Calibration

Note: Curves (l,lf,q,qf) display calculated concentration.
Min. RRF : 0.000 Min. Rel. Area : 50% Max. R.T. Dev 0.20min
Max. RRF Dev : 30% Max. Rel. Area : 200%

		Compound	AvgRF	CCRF	%Dev	Area%	
54	T	o-Xylene	0.489	0.489	0.0		
55	T	Styrene	0.777	0.741	4.6		
56	T	Bromoform	0.099	0.099	0.0		
57	SURR	% Bromofluorobenzene	0.448	0.443	1.1		
58	INT	1,4-Dichlorobenzene-d4	1.000	1.000	0.0	101	
59	SURR	% 1,2-dichlorobenzene-d4	0.911	0.924	-1.4		
60	T	Isopropylbenzene	0.775	0.801	-3.4		
61	T	Bromobenzene	0.657	0.670	-2.0		
62	T	n-Propylbenzene	0.740	0.745	-0.7		
63	T	1,1,2,2-Tetrachloroethane	0.492	0.482	2.0		
64	T	2-Chlorotoluene	0.637	0.628	1.4		
65	T	1,3,5-Trimethylbenzene	2.017	1.990	1.3		
66	T	1,2,3-Trichloropropane	0.388	0.368	5.2		
67	T	trans-1,4-Dichloro-2-butene	0.155	0.149	3.9		
68	T	4-Chlorotoluene	0.635	0.616	3.0		
69	T	tert-Butylbenzene	1.948	2.008	-3.1		
70	T	1,2,4-Trimethylbenzene	2.082	2.039	2.1		
71	T	sec-Butylbenzene	2.706	2.703	0.1		
72	T	p-Isopropyltoluene	2.448	2.437	0.4		
73	T	1,3-Dichlorobenzene	1.227	1.149	6.4		
74	T	1,4-Dichlorobenzene	1.118	1.067	4.6		
75	T	2-Isopropyltoluene	2.317	2.391	-3.2		
76	T	n-Butylbenzene	2.105	2.106	-0.0		
77	T	1,2-Dichlorobenzene	1.052	1.045	0.7		
78	T	1,2-Dibromo-3-Chloropropane	0.099	0.102	-3.0		
79	T	Hexachlorobutadiene	0.468	0.465	0.6		
80	T	1,2,4-Trichlorobenzene	0.802	0.693	13.6		
81	T	Naphthalene	2.012	2.037	-1.2		
82	T	1,2,3-Trichlorobenzene	0.793	0.749	5.5		
83	INT	1,4-Dioxane d8	1.000	1.000	0.0	104	

(#)=Out of Range l=linear, lf=liner(0,0), q=quadratic, qf=quadratic(0,0)
Laboratory Warning Limits Out = 0

Quantitation Report (QT Reviewed)

Data Path : H:\V2017\CHEM18\08AUG\080117\
Data File : 0801M48.D
Acq On : 2 Aug 2017 4:27 am
Operator :
Client ID : CCAL 50
Lab ID : VOA-50 PPB STD. VOA50i I 08/01 AS
ALS Vial : 1 Sample Multiplier: 1

Quant Time: Aug 02 08:25:33 2017
Quant Method : H:\V2017\CHEM18\Methods\VT-M0801.M
Quant Title : VOA Standards for 5 point calibration
QLast Update : Tue Aug 01 15:39:08 2017
Response via : Initial Calibration

Compound	R.T.	QIon	Response	Conc	Units	Dev(Min)
Internal Standards						
1) Pentafluorobenzene	3.469	168	275294	50.000	ug/l	0.00
29) 1,4-Difluorobenzene	3.814	114	395458	50.000	ug/l	0.00
45) Chlorobenzene-d5	5.927	117	434133	50.000	ug/l	0.00
58) 1,4-Dichlorobenzene-d4	7.983	152	198403	50.000	ug/l	0.00
83) 1,4-Dioxane d8	4.295	96	13590	500.000	ug/l	0.00
System Monitoring Compounds						
27) % Dibromofluoromethane	3.202	192	24195	48.848	ug/l	0.00
Spiked Amount 50.000	Range 70 - 130		Recovery = 97.70%			
40) % Toluene-d8	4.740	98	512334	51.661	ug/l	0.00
Spiked Amount 50.000	Range 70 - 130		Recovery = 103.32%			
57) % Bromofluorobenzene	6.963	95	192310	49.491	ug/l	0.00
Spiked Amount 50.000	Range 70 - 130		Recovery = 98.98%			
59) % 1,2-dichlorobenzene-d4	8.391	152	183420	50.728	ug/l	0.00
Spiked Amount 50.000	Range 70 - 130		Recovery = 101.46%			
Target Compounds						Qvalue
2) Dichlorodifluoromethane	1.141	85	149153	53.412	ug/l	100
3) Chloromethane	1.272	50	256729	52.691	ug/l	100
4) Vinyl Chloride	1.304	62	181367	53.361	ug/l	98
5) Bromomethane	1.492	94	62991	54.201	ug/l	99
6) Chloroethane	1.555	64	78224	55.588	ug/l	100
7) Trichlorofluoromethane	1.628	101	173440	53.324	ug/l	100
8) 1,1-Dichloroethene	1.910	96	90384	53.236	ug/l	99
9) Trichlorotrifluoroethane	1.921	151	82932	52.926	ug/l	99
10) Carbon Disulfide	1.936	76	277222	51.738	ug/l	100
12) Methylene Chloride	2.219	84	86431	46.005	ug/l	95
13) Acetone	2.256	43	36783	57.039	ug/l	99
14) Trans-1,2-Dichloroethene	2.303	96	92859	51.372	ug/l	99
16) Methyl t-Butyl Ether (...	2.360	73	217232	51.983	ug/l	100
17) 1,1-Dichloroethane	2.643	63	244400	52.714	ug/l	99
18) Acrylonitrile	2.679	53	45857	50.446	ug/l	99
19) Cis-1,2-Dichloroethene	2.941	96	133369	52.815	ug/l	98
20) 2,2-Dichloropropane	3.009	77	161122	51.939	ug/l	99
21) Bromochloromethane	3.061	128	55244	51.453	ug/l#	83
23) Chloroform	3.092	83	171242	49.719	ug/l	99
24) Carbon Tetrachloride	3.181	117	125219	51.569	ug/l	99
25) Tetrahydrofuran (THF)	3.197	42	84475	118.151	ug/l	97
26) 1,1,1-Trichloroethane	3.223	97	152190	52.521	ug/l	99
28) Methyl Ethyl Ketone	3.281	43	56996	50.170	ug/l	97
30) 1,1-Dichloropropene	3.291	75	149396	51.023	ug/l	99
31) Benzene	3.443	78	444288	50.553	ug/l	100
32) 1,2-Dichloroethane	3.568	62	124217	51.152	ug/l	100
34) Trichloroethene	3.798	130	123832	51.679	ug/l	99
35) Dibromomethane	4.076	93	61693	52.606	ug/l	100
36) 1,2-dichloropropane	4.138	63	131939	53.523	ug/l	99
37) Bromodichloromethane	4.175	83	117399	52.491	ug/l	99
38) cis-1,3-Dichloropropene	4.609	75	179935	51.767	ug/l	100
39) Toluene	4.777	92	275873	53.850	ug/l	99
41) 4-Methyl-2-Pentanone	5.054	43	123878	51.660	ug/l	99
42) Tetrachloroethene	5.059	164	108586	52.848	ug/l	98
43) trans-1,3-Dichloropropene	5.080	75	134184	51.591	ug/l	99
44) 1,1,2-Trichloroethane	5.205	97	89822	52.213	ug/l	98
46) Dibromochloromethane	5.336	129	87619	51.984	ug/l	100

Quantitation Report (QT Reviewed)

Data Path : H:\V2017\CHEM18\08AUG\080117\
Data File : 0801M48.D
Acq On : 2 Aug 2017 4:27 am
Operator :
Client ID : CCAL 50
Lab ID : VOA-50 PPB STD. VOA50i I 08/01 AS
ALS Vial : 1 Sample Multiplier: 1

Quant Time: Aug 02 08:25:33 2017
Quant Method : H:\V2017\CHEM18\Methods\VT-M0801.M
Quant Title : VOA Standards for 5 point calibration
QLast Update : Tue Aug 01 15:39:08 2017
Response via : Initial Calibration

Compound	R.T.	QIon	Response	Conc	Units	Dev(Min)
47) 1,3-Dichloropropane	5.415	76	154202	49.281	ug/l	98
48) 1,2-Dibromoethane	5.524	107	98024	50.361	ug/l	100
49) 2-Hexanone	5.702	43	100984	48.123	ug/l	98
50) Chlorobenzene	5.943	112	299557	49.996	ug/l	99
51) Ethylbenzene	5.964	106	161861	50.211	ug/l	97
52) 1,1,1,2-Tetrachloroethane	5.995	131	91096	51.164	ug/l	98
53) m&p-Xylene	6.084	106	380185	96.066	ug/l	100
54) o-Xylene	6.445	106	212121	49.925	ug/l	100
55) Styrene	6.492	104	321635	47.670	ug/l	99
56) Bromoform	6.513	173	42868	49.788	ug/l	99
60) Isopropylbenzene	6.717	120	158947	51.699	ug/l	99
61) Bromobenzene	7.052	156	132916	51.010	ug/l	98
62) n-Propylbenzene	7.083	120	147745	50.346	ug/l	100
63) 1,1,2,2-Tetrachloroethane	7.151	83	95651	48.995	ug/l	100
64) 2-Chlorotoluene	7.219	126	124591	49.326	ug/l	98
65) 1,3,5-Trimethylbenzene	7.266	105	394869	49.342	ug/l	100
66) 1,2,3-Trichloropropane	7.271	75	73037	47.481	ug/l	98
67) trans-1,4-Dichloro-2-b...	7.313	75	147322	239.212	ug/l	98
68) 4-Chlorotoluene	7.371	126	122270	48.559	ug/l	96
69) tert-Butylbenzene	7.554	119	398327	51.530	ug/l	100
70) 1,2,4-Trimethylbenzene	7.622	105	404526	48.972	ug/l	99
71) sec-Butylbenzene	7.716	105	536200	49.937	ug/l	100
72) p-Isopropyltoluene	7.857	119	483437	49.776	ug/l	99
73) 1,3-Dichlorobenzene	7.915	146	227895	46.825	ug/l	99
74) 1,4-Dichlorobenzene	7.998	146	211610	47.684	ug/l	99
75) 2-Isopropyltoluene	8.092	119	474465	51.616	ug/l	100
76) n-Butylbenzene	8.255	91	417812	50.022	ug/l	99
77) 1,2-Dichlorobenzene	8.396	146	207345	49.650	ug/l	99
78) 1,2-Dibromo-3-Chloropr...	9.186	155	20248	51.297	ug/l	100
79) Hexachlorobutadiene	9.803	225	92341	49.673	ug/l	98
80) 1,2,4-Trichlorobenzene	9.818	180	137462	43.218	ug/l	99
81) Naphthalene	10.101	128	404154	50.627	ug/l	100
82) 1,2,3-Trichlorobenzene	10.253	180	148628	47.253	ug/l	98

(#)out of range (m)manual integration reviewed by analyst (+)signals summed

Quantitation Report (QT Reviewed)

Data Path : H:\V2017\CHEM18\08AUG\080117\
Data File : 0801M48.D
Acq On : 2 Aug 2017 4:27 am
Operator :
Client ID : CCAL 50
Lab ID : VOA-50 PPB STD, VOA50i I 08/01 AS
ALS Vial : 1 Sample Multiplier: 1

Quant Time: Aug 02 08:25:33 2017
Quant Method : H:\V2017\CHEM18\Methods\VT-M0801.M
Quant Title : VOA Standards for 5 point calibration
QLast Update : Tue Aug 01 15:39:08 2017
Response via : Initial Calibration

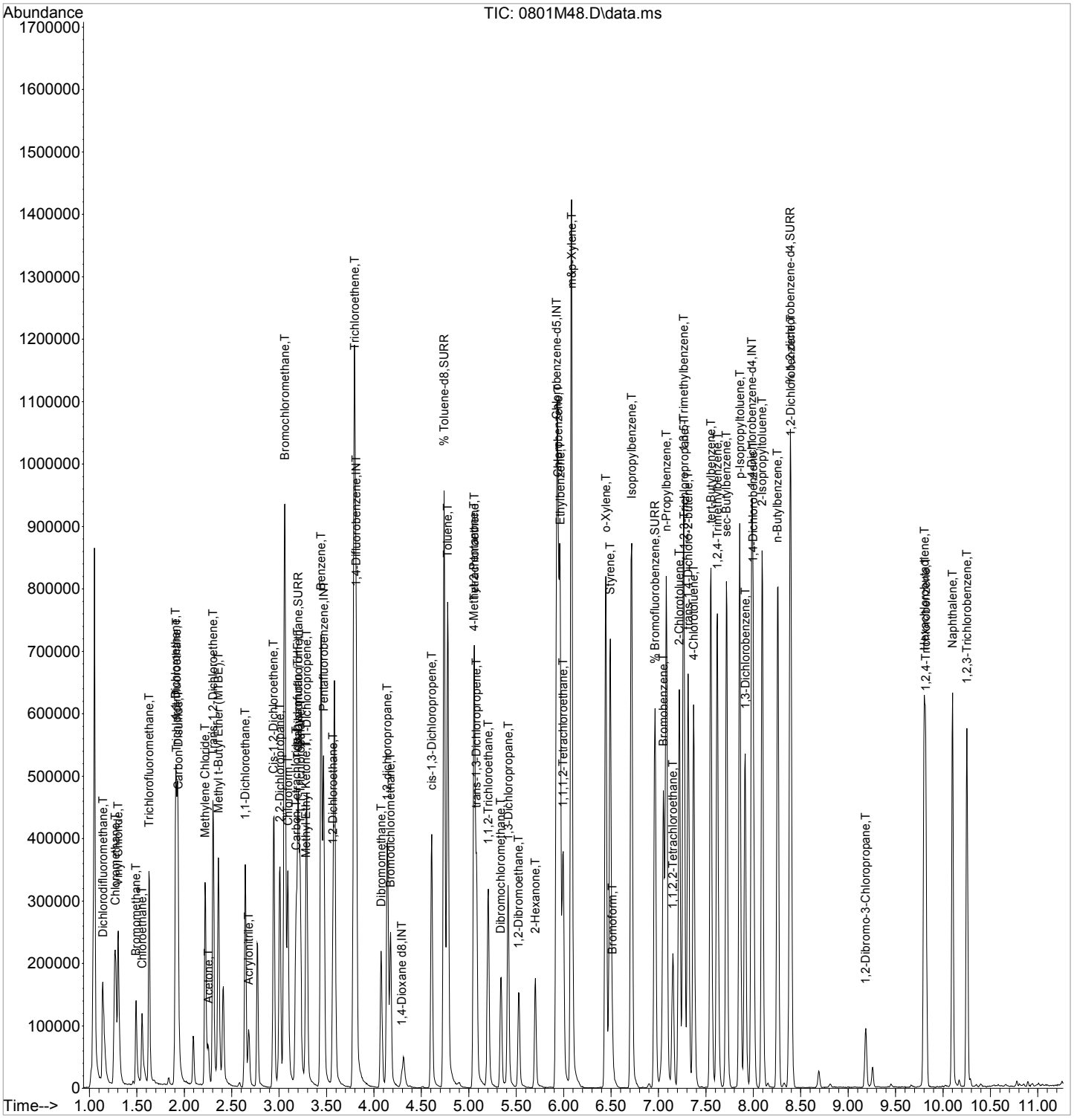

7A
VOLATILE CONTINUING CALIBRATION CHECK

Lab Name: Phoenix Environmental Labs Client: NETC

Lab Code: Phoenix Case No.: SAS No.: SDG No.: GBY76292

Instrument: CHEM18 Calibration Date: 08/02/17 Time: 09:04

Lab File Id: 0802M02.D Init. Calib. Date(s): 08/01/17 08/01/17

Heated Purge (Y/N): Y Init. Calib. Times: 12:53 15:00

GC Column: rtx-vms Method File: VT-M0801.M

COMPOUND		RRF	RRF50	RRF MIN	%D	% D LIMITS
Pentafluorobenzene	(IS Area/Area%)	277617	289491	n.a.	104.3	50-200
1,4-Difluorobenzene	(IS Area/Area%)	393289	407812	n.a.	103.7	50-200
Chlorobenzene-d5	(IS Area/Area%)	428153	430294	n.a.	100.5	50-200
1,4-Dichlorobenzene-d4	(IS Area/Area%)	195761	190537	n.a.	97.3	50-200
1,4-Dioxane d8	(IS Area/Area%)	13026	12639	n.a.	97.0	n.a.
Dichlorodifluoromethane		0.507	0.598	0.100	-17.9	20 (60)
Chloromethane		0.885	0.922	0.100	-4.2	20 (60)
Vinyl Chloride		0.617	0.643	0.100	-4.2	20 (40)
Bromomethane		0.211	0.221	0.100	-4.7	20 (60)
Chloroethane		0.256	0.265	0.100	-3.5	20 (40)
Trichlorofluoromethane		0.591	0.597	0.100	-1.0	20 (40)
1,1-Dichloroethene		0.308	0.312	0.100	-1.3	20 (40)
Trichlorotrifluoroethane		0.285	0.287	0.050	-0.7	20 (40)
Carbon Disulfide		0.973	0.988	0.100	-1.5	20 (40)
Methylene Chloride		0.341	0.283	0.100	17.0	20 (40)
Acetone		0.117	0.101	0.100	13.7	20 (60)
Trans-1,2-Dichloroethene		0.328	0.318	0.100	3.0	20 (40)
Methyl t-Butyl Ether (MTBE)		0.759	0.698	0.100	8.0	20 (40)
1,1-Dichloroethane		0.842	0.799	0.200	5.1	20 (40)
Acrylonitrile		0.165	0.151	0.050	8.5	20 (40)
Cis-1,2-Dichloroethene		0.459	0.427	0.100	7.0	20 (40)
2,2-Dichloropropane		0.563	0.547	0.050	2.8	20 (40)
Bromochloromethane		0.195	0.179	0.050	8.2	20 (40)
Chloroform		0.626	0.559	0.200	10.7	20 (40)
Carbon Tetrachloride		0.441	0.410	0.100	7.0	20 (40)
Tetrahydrofuran (THF)		0.130	0.108	0.050	16.9	20 (40)
1,1,1-Trichloroethane		0.526	0.494	0.100	6.1	20 (40)
Methyl Ethyl Ketone		0.206	0.157	0.100	23.8 +	20 (60)
1,1-Dichloropropene		0.370	0.345	0.050	6.8	20 (40)
Benzene		1.111	1.024	0.500	7.8	20 (40)
1,2-Dichloroethane		0.307	0.281	0.100	8.5	20 (40)
Trichloroethene		0.303	0.283	0.200	6.6	20 (40)
Dibromomethane		0.148	0.137	0.050	7.4	20 (40)
1,2-dichloropropane		0.312	0.294	0.100	5.8	20 (40)
Bromodichloromethane		0.283	0.269	0.200	4.9	20 (40)
cis-1,3-Dichloropropene		0.439	0.421	0.200	4.1	20 (40)

(*) Recommended RRF not met (+) %D exceeds criteria % (#) %D exceeds (maximum) criteria
%D: 10% of target compounds are allowed to be above criteria %, but must be less than the (maximum) %D

FORM VII VOA

7B
VOLATILE CONTINUING CALIBRATION CHECK

Lab Name: Phoenix Environmental Labs Client: NETC

Lab Code: Phoenix Case No.: SAS No.: SDG No.: GBY76292

Instrument: CHEM18 Calibration Date: 08/02/17 Time: 09:04

Lab File Id: 0802M02.D Init. Calib. Date(s): 08/01/17 08/01/17

Heated Purge (Y/N): Y Init. Calib. Times: 12:53 15:00

GC Column: rtx-vms Method File: VT-M0801.M

COMPOUND	RRF	RRF50	RRF MIN	%D	% D LIMITS
Toluene	0.648	0.624	0.400	3.7	20 (40)
4-Methyl-2-Pentanone	0.303	0.269	0.100	11.2	20 (60)
Tetrachloroethene	0.260	0.249	0.200	4.2	20 (40)
trans-1,3-Dichloropropene	0.329	0.317	0.100	3.6	20 (40)
1,1,2-Trichloroethane	0.218	0.198	0.100	9.2	20 (40)
Dibromochloromethane	0.194	0.187	0.100	3.6	20 (40)
1,3-Dichloropropane	0.360	0.326	0.050	9.4	20 (40)
1,2-Dibromoethane	0.224	0.204	0.100	8.9	20 (40)
2-Hexanone	0.242	0.203	0.100	16.1	20 (60)
Chlorobenzene	0.690	0.652	0.500	5.5	20 (40)
Ethylbenzene	0.371	0.351	0.100	5.4	20 (40)
1,1,1,2-Tetrachloroethane	0.205	0.196	0.050	4.4	20 (40)
m&p-Xylene	0.456	0.421	0.100	7.7	20 (40)
o-Xylene	0.489	0.467	0.300	4.5	20 (40)
Styrene	0.777	0.709	0.300	8.8	20 (40)
Bromoform	0.099	0.092	* 0.100	7.1	20 (40)
Isopropylbenzene	0.775	0.769	0.100	0.8	20 (40)
Bromobenzene	0.657	0.660	0.050	-0.5	20 (40)
n-Propylbenzene	0.740	0.741	0.050	-0.1	20 (40)
1,1,2,2-Tetrachloroethane	0.492	0.466	0.300	5.3	20 (40)
2-Chlorotoluene	0.637	0.623	0.050	2.2	20 (40)
1,3,5-Trimethylbenzene	2.017	2.004	0.050	0.6	20 (40)
1,2,3-Trichloropropane	0.388	0.330	0.050	14.9	20 (40)
trans-1,4-Dichloro-2-butene	0.155	0.152	0.050	1.9	20 (40)
4-Chlorotoluene	0.635	0.620	0.050	2.4	20 (40)
tert-Butylbenzene	1.948	1.910	0.050	2.0	20 (40)
1,2,4-Trimethylbenzene	2.082	2.041	0.050	2.0	20 (40)
sec-Butylbenzene	2.706	2.614	0.050	3.4	20 (40)
p-Isopropyltoluene	2.448	2.426	0.050	0.9	20 (40)
1,3-Dichlorobenzene	1.227	1.172	0.600	4.5	20 (40)
1,4-Dichlorobenzene	1.118	1.105	0.500	1.2	20 (40)
2-Isopropyltoluene	2.317	2.303	0.050	0.6	20 (40)
n-Butylbenzene	2.105	2.166	0.050	-2.9	20 (40)
1,2-Dichlorobenzene	1.052	1.035	0.400	1.6	20 (40)
1,2-Dibromo-3-Chloropropane	0.099	0.097	0.050	2.0	20 (40)
Hexachlorobutadiene	0.468	0.465	0.050	0.6	20 (40)

(*) Recommended RRF not met (+) %D exceeds criteria % (#) %D exceeds (maximum) criteria
%D: 10% of target compounds are allowed to be above criteria %, but must be less than the (maximum) %D

FORM VII VOA

7B
VOLATILE CONTINUING CALIBRATION CHECK

Lab Name: Phoenix Environmental Labs Client: NETC

Lab Code: Phoenix Case No.: SAS No.: SDG No.: GBY76292

Instrument: CHEM18 Calibration Date: 08/02/17 Time: 09:04

Lab File Id: 0802M02.D Init. Calib. Date(s): 08/01/17 08/01/17

Heated Purge (Y/N): Y Init. Calib. Times: 12:53 15:00

GC Column: rtx-vms Method File: VT-M0801.M

COMPOUND	RRF	RRF50	RRF MIN	%D	% D LIMITS
1,2,4-Trichlorobenzene	0.802	0.764	0.200	4.7	20 (40)
Naphthalene	2.012	1.892	0.050	6.0	20 (40)
1,2,3-Trichlorobenzene	0.793	0.752	0.050	5.2	20 (40)
% Dibromofluoromethane	0.090	0.088	0.050	2.2	20 (40)
% Toluene-d8	1.254	1.272	0.050	-1.4	20 (40)
% Bromofluorobenzene	0.448	0.442	0.050	1.3	20 (40)
% 1,2-dichlorobenzene-d4	0.911	0.937	0.050	-2.9	20 (40)

(*) Recommended RRF not met (+) %D exceeds criteria % (#) %D exceeds (maximum) criteria
%D: 10% of target compounds are allowed to be above criteria %, but must be less than the (maximum) %D

FORM VII VOA

Evaluate Continuing Calibration Report

Data Path : H:\V2017\CHEM18\08AUG\080217\
Data File : 0802M02.D
Acq On : 2 Aug 2017 9:04 am
Operator :
Client ID : BFB TUNE - CCAL 50
Lab ID : VOA-50 PPB STD. VOA50i II 08/02 AO - VOA-50 PPB STD. VOA50i II 08/02 AO
ALS Vial : 1 Sample Multiplier: 1

Quant Time: Aug 02 10:02:35 2017
Quant Method : H:\V2017\CHEM18\METHODS\VT-M0801.M
Quant Title : VOA Standards for 5 point calibration
QLast Update : Tue Aug 01 15:39:08 2017
Response via : Initial Calibration

Note: Curves (l,lf,q,qf) display calculated concentration.
Min. RRF : 0.000 Min. Rel. Area : 50% Max. R.T. Dev 0.20min
Max. RRF Dev : 30% Max. Rel. Area : 200%

		Compound	AvgRF	CCRF	%Dev	Area%	
1	INT	Pentafluorobenzene	1.000	1.000	0.0	104	
2	T	Dichlorodifluoromethane	0.507	0.598	-17.9		
3	T	Chloromethane	0.885	0.922	-4.2		
4	T	Vinyl Chloride	0.617	0.643	-4.2		
5	T	Bromomethane	0.211	0.221	-4.7		
6	T	Chloroethane	0.256	0.265	-3.5		
7	T	Trichlorofluoromethane	0.591	0.597	-1.0		
8	T	1,1-Dichloroethene	0.308	0.312	-1.3		
9	T	Trichlorotrifluoroethane	0.285	0.287	-0.7		
10	T	Carbon Disulfide	0.973	0.988	-1.5		
12	T	Methylene Chloride	0.341	0.283	17.0		
13	T	Acetone	0.117	0.101	13.7		
14	T	Trans-1,2-Dichloroethene	0.328	0.318	3.0		
16	T	Methyl t-Butyl Ether (MTBE)	0.759	0.698	8.0		
17	T	1,1-Dichloroethane	0.842	0.799	5.1		
18	T	Acrylonitrile	0.165	0.151	8.5		
19	T	Cis-1,2-Dichloroethene	0.459	0.427	7.0		
20	T	2,2-Dichloropropane	0.563	0.547	2.8		
21	T	Bromochloromethane	0.195	0.179	8.2		
23	T	Chloroform	0.626	0.559	10.7		
24	T	Carbon Tetrachloride	0.441	0.410	7.0		
25	T	Tetrahydrofuran (THF)	0.130	0.108	16.9		
26	T	1,1,1-Trichloroethane	0.526	0.494	6.1		
27	SURR	% Dibromofluoromethane	0.090	0.088	2.2		
28	T	Methyl Ethyl Ketone	0.206	0.157	23.8		
29	INT	1,4-Difluorobenzene	1.000	1.000	0.0	104	
30	T	1,1-Dichloropropene	0.370	0.345	6.8		
31	T	Benzene	1.111	1.024	7.8		
32	T	1,2-Dichloroethane	0.307	0.281	8.5		
34	T	Trichloroethene	0.303	0.283	6.6		
35	T	Dibromomethane	0.148	0.137	7.4		
36	T	1,2-dichloropropane	0.312	0.294	5.8		
37	T	Bromodichloromethane	0.283	0.269	4.9		
38	T	cis-1,3-Dichloropropene	0.439	0.421	4.1		
39	T	Toluene	0.648	0.624	3.7		
40	SURR	% Toluene-d8	1.254	1.272	-1.4		
41	T	4-Methyl-2-Pentanone	0.303	0.269	11.2		
42	T	Tetrachloroethene	0.260	0.249	4.2		
43	T	trans-1,3-Dichloropropene	0.329	0.317	3.6		
44	T	1,1,2-Trichloroethane	0.218	0.198	9.2		
45	INT	Chlorobenzene-d5	1.000	1.000	0.0	101	
46	T	Dibromochloromethane	0.194	0.187	3.6		
47	T	1,3-Dichloropropane	0.360	0.326	9.4		
48	T	1,2-Dibromoethane	0.224	0.204	8.9		
49	T	2-Hexanone	0.242	0.203	16.1		
50	T	Chlorobenzene	0.690	0.652	5.5		
51	T	Ethylbenzene	0.371	0.351	5.4		
52	T	1,1,1,2-Tetrachloroethane	0.205	0.196	4.4		
53	T	m&p-Xylene	0.456	0.421	7.7		

Data Path : H:\V2017\CHEM18\08AUG\080217\
Data File : 0802M02.D
Acq On : 2 Aug 2017 9:04 am
Operator :
Client ID : BFB TUNE - CCAL 50
Lab ID : VOA-50 PPB STD. VOA50i II 08/02 AO - VOA-50 PPB STD. VOA50i II 08/02 AO
ALS Vial : 1 Sample Multiplier: 1

Quant Time: Aug 02 10:02:35 2017
Quant Method : H:\V2017\CHEM18\METHODS\VT-M0801.M
Quant Title : VOA Standards for 5 point calibration
QLast Update : Tue Aug 01 15:39:08 2017
Response via : Initial Calibration

Note: Curves (l,lf,q,qf) display calculated concentration.
Min. RRF : 0.000 Min. Rel. Area : 50% Max. R.T. Dev 0.20min
Max. RRF Dev : 30% Max. Rel. Area : 200%

		Compound	AvgRF	CCRF	%Dev	Area%	
54	T	o-Xylene	0.489	0.467	4.5		
55	T	Styrene	0.777	0.709	8.8		
56	T	Bromoform	0.099	0.092	7.1		
57	SURR	% Bromofluorobenzene	0.448	0.442	1.3		
58	INT	1,4-Dichlorobenzene-d4	1.000	1.000	0.0	97	
59	SURR	% 1,2-dichlorobenzene-d4	0.911	0.937	-2.9		
60	T	Isopropylbenzene	0.775	0.769	0.8		
61	T	Bromobenzene	0.657	0.660	-0.5		
62	T	n-Propylbenzene	0.740	0.741	-0.1		
63	T	1,1,2,2-Tetrachloroethane	0.492	0.466	5.3		
64	T	2-Chlorotoluene	0.637	0.623	2.2		
65	T	1,3,5-Trimethylbenzene	2.017	2.004	0.6		
66	T	1,2,3-Trichloropropane	0.388	0.330	14.9		
67	T	trans-1,4-Dichloro-2-butene	0.155	0.152	1.9		
68	T	4-Chlorotoluene	0.635	0.620	2.4		
69	T	tert-Butylbenzene	1.948	1.910	2.0		
70	T	1,2,4-Trimethylbenzene	2.082	2.041	2.0		
71	T	sec-Butylbenzene	2.706	2.614	3.4		
72	T	p-Isopropyltoluene	2.448	2.426	0.9		
73	T	1,3-Dichlorobenzene	1.227	1.172	4.5		
74	T	1,4-Dichlorobenzene	1.118	1.105	1.2		
75	T	2-Isopropyltoluene	2.317	2.303	0.6		
76	T	n-Butylbenzene	2.105	2.166	-2.9		
77	T	1,2-Dichlorobenzene	1.052	1.035	1.6		
78	T	1,2-Dibromo-3-Chloropropane	0.099	0.097	2.0		
79	T	Hexachlorobutadiene	0.468	0.465	0.6		
80	T	1,2,4-Trichlorobenzene	0.802	0.764	4.7		
81	T	Naphthalene	2.012	1.892	6.0		
82	T	1,2,3-Trichlorobenzene	0.793	0.752	5.2		
83	INT	1,4-Dioxane d8	1.000	1.000	0.0	97	

(#)=Out of Range l=linear, lf=liner(0,0), q=quadratic, qf=quadratic(0,0)
Laboratory Warning Limits Out = 0

Quantitation Report (Not Reviewed)

Data Path : H:\V2017\CHEM18\08AUG\080217\
Data File : 0802M02.D
Acq On : 2 Aug 2017 9:04 am
Operator :
Client ID : BFB TUNE - CCAL 50
Lab ID : VOA-50 PPB STD. VOA50i II 08/02 AO - VOA-50 PPB STD. VOA50i II 08/02 AO
ALS Vial : 1 Sample Multiplier: 1

Quant Time: Aug 02 10:02:35 2017
Quant Method : H:\V2017\CHEM18\METHODS\VT-M0801.M
Quant Title : VOA Standards for 5 point calibration
QLast Update : Tue Aug 01 15:39:08 2017
Response via : Initial Calibration

Compound	R.T.	QIon	Response	Conc	Units	Dev(Min)
Internal Standards						
1) Pentafluorobenzene	3.469	168	289491	50.000	ug/l	0.00
29) 1,4-Difluorobenzene	3.814	114	407812	50.000	ug/l	0.00
45) Chlorobenzene-d5	5.927	117	430294	50.000	ug/l	0.00
58) 1,4-Dichlorobenzene-d4	7.982	152	190537	50.000	ug/l	0.00
83) 1,4-Dioxane d8	4.290	96	12639	500.000	ug/l	0.00
System Monitoring Compounds						
27) % Dibromofluoromethane	3.202	192	25610	49.169	ug/l	0.00
Spiked Amount 50.000	Range 70 - 130		Recovery = 98.34%			
40) % Toluene-d8	4.740	98	518600	50.709	ug/l	0.00
Spiked Amount 50.000	Range 70 - 130		Recovery = 101.42%			
57) % Bromofluorobenzene	6.963	95	190390	49.434	ug/l	0.00
Spiked Amount 50.000	Range 70 - 130		Recovery = 98.86%			
59) % 1,2-dichlorobenzene-d4	8.385	152	178628	51.442	ug/l	0.00
Spiked Amount 50.000	Range 70 - 130		Recovery = 102.88%			
Target Compounds						Qvalue
2) Dichlorodifluoromethane	1.141	85	173072	58.938	ug/l	99
3) Chloromethane	1.272	50	267006	52.113	ug/l	98
4) Vinyl Chloride	1.303	62	186241	52.108	ug/l	100
5) Bromomethane	1.492	94	63987	52.358	ug/l	98
6) Chloroethane	1.555	64	76659	51.805	ug/l	100
7) Trichlorofluoromethane	1.633	101	172803	50.523	ug/l	99
8) 1,1-Dichloroethene	1.910	96	90457	50.666	ug/l	99
9) Trichlorotrifluoroethane	1.926	151	83209	50.498	ug/l	99
10) Carbon Disulfide	1.936	76	285937	50.747	ug/l	100
12) Methylene Chloride	2.219	84	82069	41.541	ug/l	99
13) Acetone	2.250	43	29367	43.306	ug/l	98
14) Trans-1,2-Dichloroethene	2.302	96	91921	48.359	ug/l	99
16) Methyl t-Butyl Ether (...	2.360	73	201972	45.961	ug/l	99
17) 1,1-Dichloroethane	2.642	63	231417	47.466	ug/l	99
18) Acrylonitrile	2.679	53	43612	45.623	ug/l	96
19) Cis-1,2-Dichloroethene	2.941	96	123757	46.605	ug/l	99
20) 2,2-Dichloropropane	3.009	77	158486	48.583	ug/l	98
21) Bromochloromethane	3.061	128	51749	45.834	ug/l#	84
23) Chloroform	3.092	83	161874	44.694	ug/l	100
24) Carbon Tetrachloride	3.181	117	118709	46.491	ug/l	100
25) Tetrahydrofuran (THF)	3.197	42	78086	103.859	ug/l	96
26) 1,1,1-Trichloroethane	3.223	97	142878	46.889	ug/l	99
28) Methyl Ethyl Ketone	3.275	43	45567	38.143	ug/l	98
30) 1,1-Dichloropropene	3.291	75	140714	46.602	ug/l	99
31) Benzene	3.443	78	417671	46.085	ug/l	99
32) 1,2-Dichloroethane	3.568	62	114500	45.722	ug/l	99
34) Trichloroethene	3.793	130	115349	46.681	ug/l	99
35) Dibromomethane	4.075	93	55756	46.104	ug/l	99
36) 1,2-dichloropropane	4.143	63	120083	47.237	ug/l	100
37) Bromodichloromethane	4.175	83	109802	47.607	ug/l	97
38) cis-1,3-Dichloropropene	4.609	75	171627	47.881	ug/l	98
39) Toluene	4.776	92	254488	48.171	ug/l	100
41) 4-Methyl-2-Pentanone	5.054	43	109709	44.365	ug/l	99
42) Tetrachloroethene	5.059	164	101517	47.911	ug/l	100
43) trans-1,3-Dichloropropene	5.080	75	129363	48.230	ug/l	98
44) 1,1,2-Trichloroethane	5.200	97	80623	45.446	ug/l	98
46) Dibromochloromethane	5.336	129	80659	48.282	ug/l	100

Quantitation Report (Not Reviewed)

Data Path : H:\V2017\CHEM18\08AUG\080217\
Data File : 0802M02.D
Acq On : 2 Aug 2017 9:04 am
Operator :
Client ID : BFB TUNE - CCAL 50
Lab ID : VOA-50 PPB STD. VOA50i II 08/02 AO - VOA-50 PPB STD. VOA50i II 08/02 AO
ALS Vial : 1 Sample Multiplier: 1

Quant Time: Aug 02 10:02:35 2017
Quant Method : H:\V2017\CHEM18\METHODS\VT-M0801.M
Quant Title : VOA Standards for 5 point calibration
QLast Update : Tue Aug 01 15:39:08 2017
Response via : Initial Calibration

Compound	R.T.	QIon	Response	Conc	Units	Dev(Min)
47) 1,3-Dichloropropane	5.414	76	140066	45.163	ug/l	99
48) 1,2-Dibromoethane	5.524	107	87966	45.597	ug/l	99
49) 2-Hexanone	5.697	43	87296	41.972	ug/l	99
50) Chlorobenzene	5.943	112	280733	47.272	ug/l	98
51) Ethylbenzene	5.958	106	150845	47.211	ug/l	97
52) 1,1,1,2-Tetrachloroethane	5.990	131	84278	47.757	ug/l	98
53) m&p-Xylene	6.084	106	362417	92.393	ug/l	99
54) o-Xylene	6.445	106	200906	47.707	ug/l	98
55) Styrene	6.492	104	304881	45.590	ug/l	100
56) Bromoform	6.508	173	39553	46.348	ug/l	99
60) Isopropylbenzene	6.717	120	146439	49.597	ug/l	98
61) Bromobenzene	7.051	156	125845	50.290	ug/l	98
62) n-Propylbenzene	7.083	120	141255	50.122	ug/l	100
63) 1,1,2,2-Tetrachloroethane	7.151	83	88812	47.370	ug/l	99
64) 2-Chlorotoluene	7.219	126	118696	48.932	ug/l	100
65) 1,3,5-Trimethylbenzene	7.266	105	381831	49.682	ug/l	99
66) 1,2,3-Trichloropropane	7.266	75	62970	42.627	ug/l	96
67) trans-1,4-Dichloro-2-b...	7.313	75	144540	244.383	ug/l	97
68) 4-Chlorotoluene	7.371	126	118071	48.827	ug/l	97
69) tert-Butylbenzene	7.554	119	363852	49.013	ug/l	100
70) 1,2,4-Trimethylbenzene	7.616	105	388877	49.021	ug/l	99
71) sec-Butylbenzene	7.716	105	498090	48.303	ug/l	100
72) p-Isopropyltoluene	7.857	119	462214	49.556	ug/l	100
73) 1,3-Dichlorobenzene	7.915	146	223308	47.777	ug/l	99
74) 1,4-Dichlorobenzene	7.998	146	210523	49.397	ug/l	100
75) 2-Isopropyltoluene	8.092	119	438871	49.715	ug/l	100
76) n-Butylbenzene	8.254	91	412646	51.443	ug/l	99
77) 1,2-Dichlorobenzene	8.396	146	197173	49.164	ug/l	99
78) 1,2-Dibromo-3-Chloropr...	9.185	155	18530	48.883	ug/l	98
79) Hexachlorobutadiene	9.803	225	88612	49.635	ug/l	99
80) 1,2,4-Trichlorobenzene	9.818	180	145526	47.642	ug/l	98
81) Naphthalene	10.101	128	360521	47.026	ug/l	100
82) 1,2,3-Trichlorobenzene	10.252	180	143378	47.466	ug/l	99

(#)out of range (m)manual integration reviewed by analyst (+)signals summed

Quantitation Report (Not Reviewed)

Data Path : H:\V2017\CHEM18\08AUG\080217\
Data File : 0802M02.D
Acq On : 2 Aug 2017 9:04 am
Operator :
Client ID : BFB TUNE - CCAL 50
Lab ID : VOA-50 PPB STD. VOA50i II 08/02 AO - VOA-50 PPB STD. VOA50i II 08/02 AO
ALS Vial : 1 Sample Multiplier: 1

Quant Time: Aug 02 10:02:35 2017
Quant Method : H:\V2017\CHEM18\METHODS\VT-M0801.M
Quant Title : VOA Standards for 5 point calibration
QLast Update : Tue Aug 01 15:39:08 2017
Response via : Initial Calibration

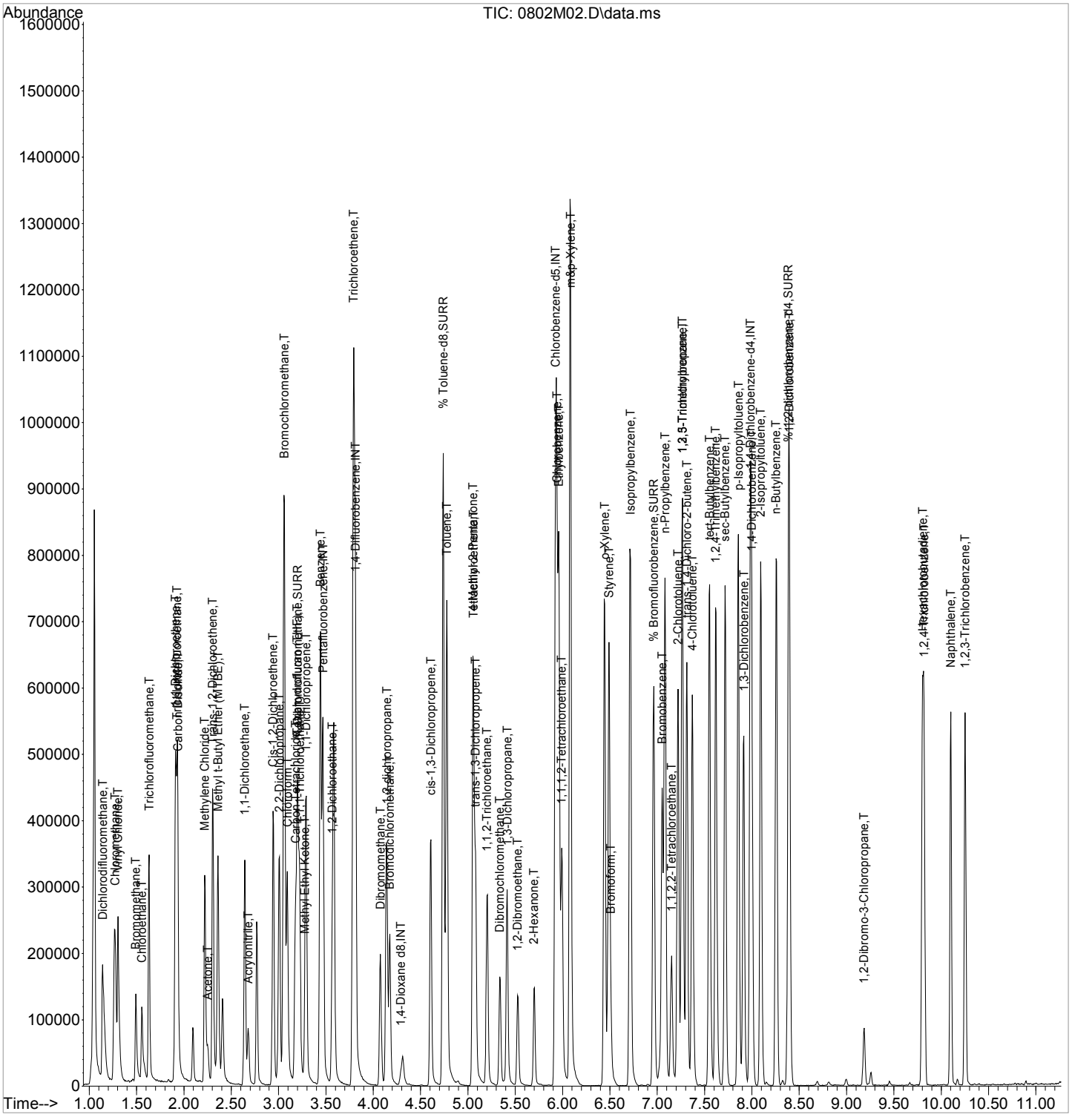

7A
VOLATILE CONTINUING CALIBRATION CHECK

Lab Name: Phoenix Environmental Labs Client: NETC

Lab Code: Phoenix Case No.: SAS No.: SDG No.: GBY76292

Instrument: CHEM18 Calibration Date: 08/02/17 Time: 19:31

Lab File Id: 0802M28.D Init. Calib. Date(s): 08/01/17 08/01/17

Heated Purge (Y/N): Y Init. Calib. Times: 12:53 15:00

GC Column: rtx-vms Method File: VT-M0801.M

COMPOUND	RRF	RRF50	RRF MIN	%D	% D LIMITS
Dichlorodifluoromethane	0.507	0.582	0.010	-14.8	50
Chloromethane	0.885	0.895	0.010	-1.1	50
Vinyl Chloride	0.617	0.615	0.010	0.3	50
Bromomethane	0.211	0.205	0.010	2.8	50
Chloroethane	0.256	0.251	0.010	2.0	50
Trichlorofluoromethane	0.591	0.561	0.010	5.1	50
1,1-Dichloroethene	0.308	0.296	0.010	3.9	50
Trichlorotrifluoroethane	0.285	0.273	0.010	4.2	50
Carbon Disulfide	0.973	0.952	0.010	2.2	50
Methylene Chloride	0.341	0.284	0.010	16.7	50
Acetone	0.117	0.101	0.010	13.7	50
Trans-1,2-Dichloroethene	0.328	0.310	0.010	5.5	50
Methyl t-Butyl Ether (MTBE)	0.759	0.732	0.010	3.6	50
1,1-Dichloroethane	0.842	0.833	0.010	1.1	50
Acrylonitrile	0.165	0.163	0.010	1.2	50
Cis-1,2-Dichloroethene	0.459	0.455	0.010	0.9	50
2,2-Dichloropropane	0.563	0.509	0.010	9.6	50
Bromochloromethane	0.195	0.183	0.010	6.2	50
Chloroform	0.626	0.583	0.010	6.9	50
Carbon Tetrachloride	0.441	0.398	0.010	9.8	50
Tetrahydrofuran (THF)	0.130	0.124	0.010	4.6	50
1,1,1-Trichloroethane	0.526	0.511	0.010	2.9	50
Methyl Ethyl Ketone	0.206	0.190	0.010	7.8	50
1,1-Dichloropropene	0.370	0.344	0.010	7.0	50
Benzene	1.111	1.045	0.010	5.9	50
1,2-Dichloroethane	0.307	0.293	0.010	4.6	50
Trichloroethene	0.303	0.290	0.010	4.3	50
Dibromomethane	0.148	0.146	0.010	1.4	50
1,2-dichloropropane	0.312	0.307	0.010	1.6	50
Bromodichloromethane	0.283	0.279	0.010	1.4	50
cis-1,3-Dichloropropene	0.439	0.429	0.010	2.3	50
Toluene	0.648	0.644	0.010	0.6	50
4-Methyl-2-Pentanone	0.303	0.304	0.010	-0.3	50
Tetrachloroethene	0.260	0.245	0.010	5.8	50
trans-1,3-Dichloropropene	0.329	0.319	0.010	3.0	50
1,1,2-Trichloroethane	0.218	0.212	0.010	2.8	50

(*) Recommended RRF not met. (#) Maximum %D not met.

FORM VII VOA

7B
VOLATILE CONTINUING CALIBRATION CHECK

Lab Name: Phoenix Environmental Labs Client: NETC

Lab Code: Phoenix Case No.: SAS No.: SDG No.: GBY76292

Instrument: CHEM18 Calibration Date: 08/02/17 Time: 19:31

Lab File Id: 0802M28.D Init. Calib. Date(s): 08/01/17 08/01/17

Heated Purge (Y/N): Y Init. Calib. Times: 12:53 15:00

GC Column: rtx-vms Method File: VT-M0801.M

COMPOUND	RRF	RRF50	RRF MIN	%D	% D LIMITS
Dibromochloromethane	0.194	0.188	0.010	3.1	50
1,3-Dichloropropane	0.360	0.348	0.010	3.3	50
1,2-Dibromoethane	0.224	0.222	0.010	0.9	50
2-Hexanone	0.242	0.230	0.010	5.0	50
Chlorobenzene	0.690	0.664	0.010	3.8	50
Ethylbenzene	0.371	0.354	0.010	4.6	50
1,1,1,2-Tetrachloroethane	0.205	0.199	0.010	2.9	50
m&p-Xylene	0.456	0.423	0.010	7.2	50
o-Xylene	0.489	0.485	0.010	0.8	50
Styrene	0.777	0.723	0.010	6.9	50
Bromoform	0.099	0.090	0.010	9.1	50
Isopropylbenzene	0.775	0.774	0.010	0.1	50
Bromobenzene	0.657	0.669	0.010	-1.8	50
n-Propylbenzene	0.740	0.716	0.010	3.2	50
1,1,2,2-Tetrachloroethane	0.492	0.487	0.010	1.0	50
2-Chlorotoluene	0.637	0.617	0.010	3.1	50
1,3,5-Trimethylbenzene	2.017	1.949	0.010	3.4	50
1,2,3-Trichloropropane	0.388	0.372	0.010	4.1	50
trans-1,4-Dichloro-2-butene	0.155	0.144	0.010	7.1	50
4-Chlorotoluene	0.635	0.592	0.010	6.8	50
tert-Butylbenzene	1.948	1.939	0.010	0.5	50
1,2,4-Trimethylbenzene	2.082	1.986	0.010	4.6	50
sec-Butylbenzene	2.706	2.593	0.010	4.2	50
p-Isopropyltoluene	2.448	2.327	0.010	4.9	50
1,3-Dichlorobenzene	1.227	1.114	0.010	9.2	50
1,4-Dichlorobenzene	1.118	1.042	0.010	6.8	50
2-Isopropyltoluene	2.317	2.325	0.010	-0.3	50
n-Butylbenzene	2.105	1.971	0.010	6.4	50
1,2-Dichlorobenzene	1.052	1.030	0.010	2.1	50
1,2-Dibromo-3-Chloropropane	0.099	0.105	0.010	-6.1	50
Hexachlorobutadiene	0.468	0.448	0.010	4.3	50
1,2,4-Trichlorobenzene	0.802	0.685	0.010	14.6	50
Naphthalene	2.012	2.011	0.010	0.0	50
1,2,3-Trichlorobenzene	0.793	0.724	0.010	8.7	50
% Dibromofluoromethane	0.090	0.089	0.010	1.1	50
% Toluene-d8	1.254	1.266	0.010	-1.0	50

(*) Recommended RRF not met. (#) Maximum %D not met.

FORM VII VOA

7B
VOLATILE CONTINUING CALIBRATION CHECK

Lab Name: Phoenix Environmental Labs Client: NETC

Lab Code: Phoenix Case No.: SAS No.: SDG No.: GBY76292

Instrument: CHEM18 Calibration Date: 08/02/17 Time: 19:31

Lab File Id: 0802M28.D Init. Calib. Date(s): 08/01/17 08/01/17

Heated Purge (Y/N): Y Init. Calib. Times: 12:53 15:00

GC Column: rtx-vms Method File: VT-M0801.M

COMPOUND	RRF	RRF50	RRF MIN	%D	% D LIMITS
% Bromofluorobenzene	0.448	0.446	0.010	0.4	50
% 1,2-dichlorobenzene-d4	0.911	0.931	0.010	-2.2	50

(*) Recommended RRF not met. (#) Maximum %D not met.

FORM VII VOA

Evaluate Continuing Calibration Report

Data Path : H:\V2017\CHEM18\08AUG\080217\
Data File : 0802M28.D
Acq On : 2 Aug 2017 7:31 pm
Operator :
Client ID : CCAL 50
Lab ID : VOA-50 PPB STD. VOA50i II 08/02 AO
ALS Vial : 1 Sample Multiplier: 1

Quant Time: Aug 03 09:57:17 2017
Quant Method : H:\V2017\CHEM18\Methods\VT-M0801.M
Quant Title : VOA Standards for 5 point calibration
QLast Update : Tue Aug 01 15:39:08 2017
Response via : Initial Calibration

Note: Curves (l,lf,q,qf) display calculated concentration.
Min. RRF : 0.000 Min. Rel. Area : 50% Max. R.T. Dev 0.20min
Max. RRF Dev : 30% Max. Rel. Area : 200%

		Compound	AvgRF	CCRF	%Dev	Area%	
1	INT	Pentafluorobenzene	1.000	1.000	0.0	105	
2	T	Dichlorodifluoromethane	0.507	0.582	-14.8		
3	T	Chloromethane	0.885	0.895	-1.1		
4	T	Vinyl Chloride	0.617	0.615	0.3		
5	T	Bromomethane	0.211	0.205	2.8		
6	T	Chloroethane	0.256	0.251	2.0		
7	T	Trichlorofluoromethane	0.591	0.561	5.1		
8	T	1,1-Dichloroethene	0.308	0.296	3.9		
9	T	Trichlorotrifluoroethane	0.285	0.273	4.2		
10	T	Carbon Disulfide	0.973	0.952	2.2		
12	T	Methylene Chloride	0.341	0.284	16.7		
13	T	Acetone	0.117	0.101	13.7		
14	T	Trans-1,2-Dichloroethene	0.328	0.310	5.5		
16	T	Methyl t-Butyl Ether (MTBE)	0.759	0.732	3.6		
17	T	1,1-Dichloroethane	0.842	0.833	1.1		
18	T	Acrylonitrile	0.165	0.163	1.2		
19	T	Cis-1,2-Dichloroethene	0.459	0.455	0.9		
20	T	2,2-Dichloropropane	0.563	0.509	9.6		
21	T	Bromochloromethane	0.195	0.183	6.2		
23	T	Chloroform	0.626	0.583	6.9		
24	T	Carbon Tetrachloride	0.441	0.398	9.8		
25	T	Tetrahydrofuran (THF)	0.130	0.124	4.6		
26	T	1,1,1-Trichloroethane	0.526	0.511	2.9		
27	SURR	% Dibromofluoromethane	0.090	0.089	1.1		
28	T	Methyl Ethyl Ketone	0.206	0.190	7.8		
29	INT	1,4-Difluorobenzene	1.000	1.000	0.0	107	
30	T	1,1-Dichloropropene	0.370	0.344	7.0		
31	T	Benzene	1.111	1.045	5.9		
32	T	1,2-Dichloroethane	0.307	0.293	4.6		
34	T	Trichloroethene	0.303	0.290	4.3		
35	T	Dibromomethane	0.148	0.146	1.4		
36	T	1,2-dichloropropane	0.312	0.307	1.6		
37	T	Bromodichloromethane	0.283	0.279	1.4		
38	T	cis-1,3-Dichloropropene	0.439	0.429	2.3		
39	T	Toluene	0.648	0.644	0.6		
40	SURR	% Toluene-d8	1.254	1.266	-1.0		
41	T	4-Methyl-2-Pentanone	0.303	0.304	-0.3		
42	T	Tetrachloroethene	0.260	0.245	5.8		
43	T	trans-1,3-Dichloropropene	0.329	0.319	3.0		
44	T	1,1,2-Trichloroethane	0.218	0.212	2.8		
45	INT	Chlorobenzene-d5	1.000	1.000	0.0	104	
46	T	Dibromochloromethane	0.194	0.188	3.1		
47	T	1,3-Dichloropropane	0.360	0.348	3.3		
48	T	1,2-Dibromoethane	0.224	0.222	0.9		
49	T	2-Hexanone	0.242	0.230	5.0		
50	T	Chlorobenzene	0.690	0.664	3.8		
51	T	Ethylbenzene	0.371	0.354	4.6		
52	T	1,1,1,2-Tetrachloroethane	0.205	0.199	2.9		
53	T	m&p-Xylene	0.456	0.423	7.2		

Data Path : H:\V2017\CHEM18\08AUG\080217\
Data File : 0802M28.D
Acq On : 2 Aug 2017 7:31 pm
Operator :
Client ID : CCAL 50
Lab ID : VOA-50 PPB STD. VOA50i II 08/02 AO
ALS Vial : 1 Sample Multiplier: 1

Quant Time: Aug 03 09:57:17 2017
Quant Method : H:\V2017\CHEM18\Methods\VT-M0801.M
Quant Title : VOA Standards for 5 point calibration
QLast Update : Tue Aug 01 15:39:08 2017
Response via : Initial Calibration

Note: Curves (l,lf,q,qf) display calculated concentration.
Min. RRF : 0.000 Min. Rel. Area : 50% Max. R.T. Dev 0.20min
Max. RRF Dev : 30% Max. Rel. Area : 200%

		Compound	AvgRF	CCRF	%Dev	Area%	
54	T	o-Xylene	0.489	0.485	0.8		
55	T	Styrene	0.777	0.723	6.9		
56	T	Bromoform	0.099	0.090	9.1		
57	SURR	% Bromofluorobenzene	0.448	0.446	0.4		
58	INT	1,4-Dichlorobenzene-d4	1.000	1.000	0.0	103	
59	SURR	% 1,2-dichlorobenzene-d4	0.911	0.931	-2.2		
60	T	Isopropylbenzene	0.775	0.774	0.1		
61	T	Bromobenzene	0.657	0.669	-1.8		
62	T	n-Propylbenzene	0.740	0.716	3.2		
63	T	1,1,2,2-Tetrachloroethane	0.492	0.487	1.0		
64	T	2-Chlorotoluene	0.637	0.617	3.1		
65	T	1,3,5-Trimethylbenzene	2.017	1.949	3.4		
66	T	1,2,3-Trichloropropane	0.388	0.372	4.1		
67	T	trans-1,4-Dichloro-2-butene	0.155	0.144	7.1		
68	T	4-Chlorotoluene	0.635	0.592	6.8		
69	T	tert-Butylbenzene	1.948	1.939	0.5		
70	T	1,2,4-Trimethylbenzene	2.082	1.986	4.6		
71	T	sec-Butylbenzene	2.706	2.593	4.2		
72	T	p-Isopropyltoluene	2.448	2.327	4.9		
73	T	1,3-Dichlorobenzene	1.227	1.114	9.2		
74	T	1,4-Dichlorobenzene	1.118	1.042	6.8		
75	T	2-Isopropyltoluene	2.317	2.325	-0.3		
76	T	n-Butylbenzene	2.105	1.971	6.4		
77	T	1,2-Dichlorobenzene	1.052	1.030	2.1		
78	T	1,2-Dibromo-3-Chloropropane	0.099	0.105	-6.1		
79	T	Hexachlorobutadiene	0.468	0.448	4.3		
80	T	1,2,4-Trichlorobenzene	0.802	0.685	14.6		
81	T	Naphthalene	2.012	2.011	0.0		
82	T	1,2,3-Trichlorobenzene	0.793	0.724	8.7		
83	INT	1,4-Dioxane d8	1.000	1.000	0.0	113	

(#)=Out of Range l=linear, lf=liner(0,0), q=quadratic, qf=quadratic(0,0)
Laboratory Warning Limits Out = 0

Quantitation Report (QT Reviewed)

Data Path : H:\V2017\CHEM18\08AUG\080217\
Data File : 0802M28.D
Acq On : 2 Aug 2017 7:31 pm
Operator :
Client ID : CCAL 50
Lab ID : VOA-50 PPB STD. VOA50i II 08/02 AO
ALS Vial : 1 Sample Multiplier: 1

Quant Time: Aug 03 09:57:17 2017
Quant Method : H:\V2017\CHEM18\Methods\VT-M0801.M
Quant Title : VOA Standards for 5 point calibration
QLast Update : Tue Aug 01 15:39:08 2017
Response via : Initial Calibration

Compound	R.T.	QIon	Response	Conc	Units	Dev(Min)
Internal Standards						
1) Pentafluorobenzene	3.469	168	292332	50.000	ug/l	0.00
29) 1,4-Difluorobenzene	3.814	114	422515	50.000	ug/l	0.00
45) Chlorobenzene-d5	5.927	117	445837	50.000	ug/l	0.00
58) 1,4-Dichlorobenzene-d4	7.983	152	201109	50.000	ug/l	0.00
83) 1,4-Dioxane d8	4.295	96	14747	500.000	ug/l	0.00
System Monitoring Compounds						
27) % Dibromofluoromethane	3.202	192	26118	49.657	ug/l	0.00
Spiked Amount 50.000	Range 70 - 130		Recovery = 99.32%			
40) % Toluene-d8	4.740	98	535100	50.502	ug/l	0.00
Spiked Amount 50.000	Range 70 - 130		Recovery = 101.00%			
57) % Bromofluorobenzene	6.963	95	198783	49.814	ug/l	0.00
Spiked Amount 50.000	Range 70 - 130		Recovery = 99.62%			
59) % 1,2-dichlorobenzene-d4	8.391	152	187137	51.059	ug/l	0.00
Spiked Amount 50.000	Range 70 - 130		Recovery = 102.12%			
Target Compounds						Qvalue
2) Dichlorodifluoromethane	1.141	85	170002	57.330	ug/l	99
3) Chloromethane	1.277	50	261613	50.564	ug/l	100
4) Vinyl Chloride	1.304	62	179659	49.778	ug/l	97
5) Bromomethane	1.492	94	59808	48.463	ug/l	99
6) Chloroethane	1.555	64	73365	49.097	ug/l	100
7) Trichlorofluoromethane	1.628	101	164102	47.513	ug/l	99
8) 1,1-Dichloroethene	1.910	96	86530	47.996	ug/l	100
9) Trichlorotrifluoroethane	1.921	151	79784	47.949	ug/l	99
10) Carbon Disulfide	1.931	76	278163	48.887	ug/l	99
12) Methylene Chloride	2.219	84	83037	41.623	ug/l	97
13) Acetone	2.255	43	29540	43.137	ug/l	99
14) Trans-1,2-Dichloroethene	2.303	96	90548	47.174	ug/l	97
16) Methyl t-Butyl Ether (...	2.360	73	214041	48.234	ug/l	99
17) 1,1-Dichloroethane	2.643	63	243619	49.483	ug/l	99
18) Acrylonitrile	2.679	53	47768	49.486	ug/l	99
19) Cis-1,2-Dichloroethene	2.941	96	132973	49.589	ug/l	98
20) 2,2-Dichloropropane	3.009	77	148655	45.127	ug/l	100
21) Bromochloromethane	3.061	128	53498	46.923	ug/l	97
23) Chloroform	3.092	83	170547	46.632	ug/l	100
24) Carbon Tetrachloride	3.181	117	116254	45.087	ug/l	99
25) Tetrahydrofuran (THF)	3.202	42	90511	119.215	ug/l	95
26) 1,1,1-Trichloroethane	3.223	97	149325	48.529	ug/l	99
28) Methyl Ethyl Ketone	3.281	43	55553	46.050	ug/l	97
30) 1,1-Dichloropropene	3.291	75	145270	46.436	ug/l	100
31) Benzene	3.443	78	441388	47.007	ug/l	100
32) 1,2-Dichloroethane	3.568	62	124008	47.796	ug/l	99
34) Trichloroethene	3.798	130	122662	47.913	ug/l	99
35) Dibromomethane	4.076	93	61857	49.369	ug/l	99
36) 1,2-dichloropropane	4.144	63	129599	49.207	ug/l	100
37) Bromodichloromethane	4.175	83	117814	49.304	ug/l	96
38) cis-1,3-Dichloropropene	4.609	75	181262	48.809	ug/l	99
39) Toluene	4.776	92	272249	49.739	ug/l	99
41) 4-Methyl-2-Pentanone	5.054	43	128646	50.213	ug/l	99
42) Tetrachloroethene	5.059	164	103600	47.193	ug/l	99
43) trans-1,3-Dichloropropene	5.080	75	134800	48.509	ug/l	99
44) 1,1,2-Trichloroethane	5.205	97	89671	48.787	ug/l	99
46) Dibromochloromethane	5.341	129	84039	48.551	ug/l	99

Quantitation Report (QT Reviewed)

Data Path : H:\V2017\CHEM18\08AUG\080217\
Data File : 0802M28.D
Acq On : 2 Aug 2017 7:31 pm
Operator :
Client ID : CCAL 50
Lab ID : VOA-50 PPB STD. VOA50i II 08/02 AO
ALS Vial : 1 Sample Multiplier: 1

Quant Time: Aug 03 09:57:17 2017
Quant Method : H:\V2017\CHEM18\Methods\VT-M0801.M
Quant Title : VOA Standards for 5 point calibration
QLast Update : Tue Aug 01 15:39:08 2017
Response via : Initial Calibration

Compound	R.T.	QIon	Response	Conc Units	Dev(Min)
47) 1,3-Dichloropropane	5.415	76	154953	48.221 ug/l	100
48) 1,2-Dibromoethane	5.530	107	98977	49.515 ug/l	98
49) 2-Hexanone	5.702	43	102559	47.591 ug/l	98
50) Chlorobenzene	5.943	112	296052	48.114 ug/l	100
51) Ethylbenzene	5.964	106	157659	47.623 ug/l	98
52) 1,1,1,2-Tetrachloroethane	5.995	131	88623	48.468 ug/l	98
53) m&p-Xylene	6.084	106	377444	92.869 ug/l	99
54) o-Xylene	6.445	106	216293	49.570 ug/l	97
55) Styrene	6.492	104	322281	46.512 ug/l	100
56) Bromoform	6.513	173	40108	45.360 ug/l	98
60) Isopropylbenzene	6.717	120	155590	49.926 ug/l	99
61) Bromobenzene	7.052	156	134464	50.910 ug/l	98
62) n-Propylbenzene	7.083	120	144079	48.436 ug/l	100
63) 1,1,2,2-Tetrachloroethane	7.151	83	97960	49.503 ug/l	99
64) 2-Chlorotoluene	7.219	126	124016	48.438 ug/l	99
65) 1,3,5-Trimethylbenzene	7.266	105	392054	48.331 ug/l	99
66) 1,2,3-Trichloropropane	7.271	75	74893	48.033 ug/l	97
67) trans-1,4-Dichloro-2-b...	7.313	75	145212	232.613 ug/l	98
68) 4-Chlorotoluene	7.371	126	119012	46.629 ug/l	98
69) tert-Butylbenzene	7.554	119	389944	49.766 ug/l	100
70) 1,2,4-Trimethylbenzene	7.622	105	399305	47.689 ug/l	100
71) sec-Butylbenzene	7.721	105	521463	47.911 ug/l	99
72) p-Isopropyltoluene	7.857	119	468005	47.539 ug/l	100
73) 1,3-Dichlorobenzene	7.915	146	223977	45.401 ug/l	100
74) 1,4-Dichlorobenzene	7.998	146	209556	46.586 ug/l	100
75) 2-Isopropyltoluene	8.092	119	467580	50.183 ug/l	99
76) n-Butylbenzene	8.260	91	396333	46.812 ug/l	99
77) 1,2-Dichlorobenzene	8.396	146	207127	48.931 ug/l	99
78) 1,2-Dibromo-3-Chloropr...	9.186	155	21095	52.724 ug/l	99
79) Hexachlorobutadiene	9.803	225	90050	47.789 ug/l	99
80) 1,2,4-Trichlorobenzene	9.818	180	137854	42.758 ug/l	99
81) Naphthalene	10.101	128	404428	49.980 ug/l	100
82) 1,2,3-Trichlorobenzene	10.253	180	145668	45.689 ug/l	99

(#)out of range (m)manual integration reviewed by analyst (+)signals summed

Quantitation Report (QT Reviewed)

Data Path : H:\V2017\CHEM18\08AUG\080217\
Data File : 0802M28.D
Acq On : 2 Aug 2017 7:31 pm
Operator :
Client ID : CCAL 50
Lab ID : VOA-50 PPB STD, VOA50i II 08/02 AO
ALS Vial : 1 Sample Multiplier: 1

Quant Time: Aug 03 09:57:17 2017
Quant Method : H:\V2017\CHEM18\Methods\VT-M0801.M
Quant Title : VOA Standards for 5 point calibration
QLast Update : Tue Aug 01 15:39:08 2017
Response via : Initial Calibration

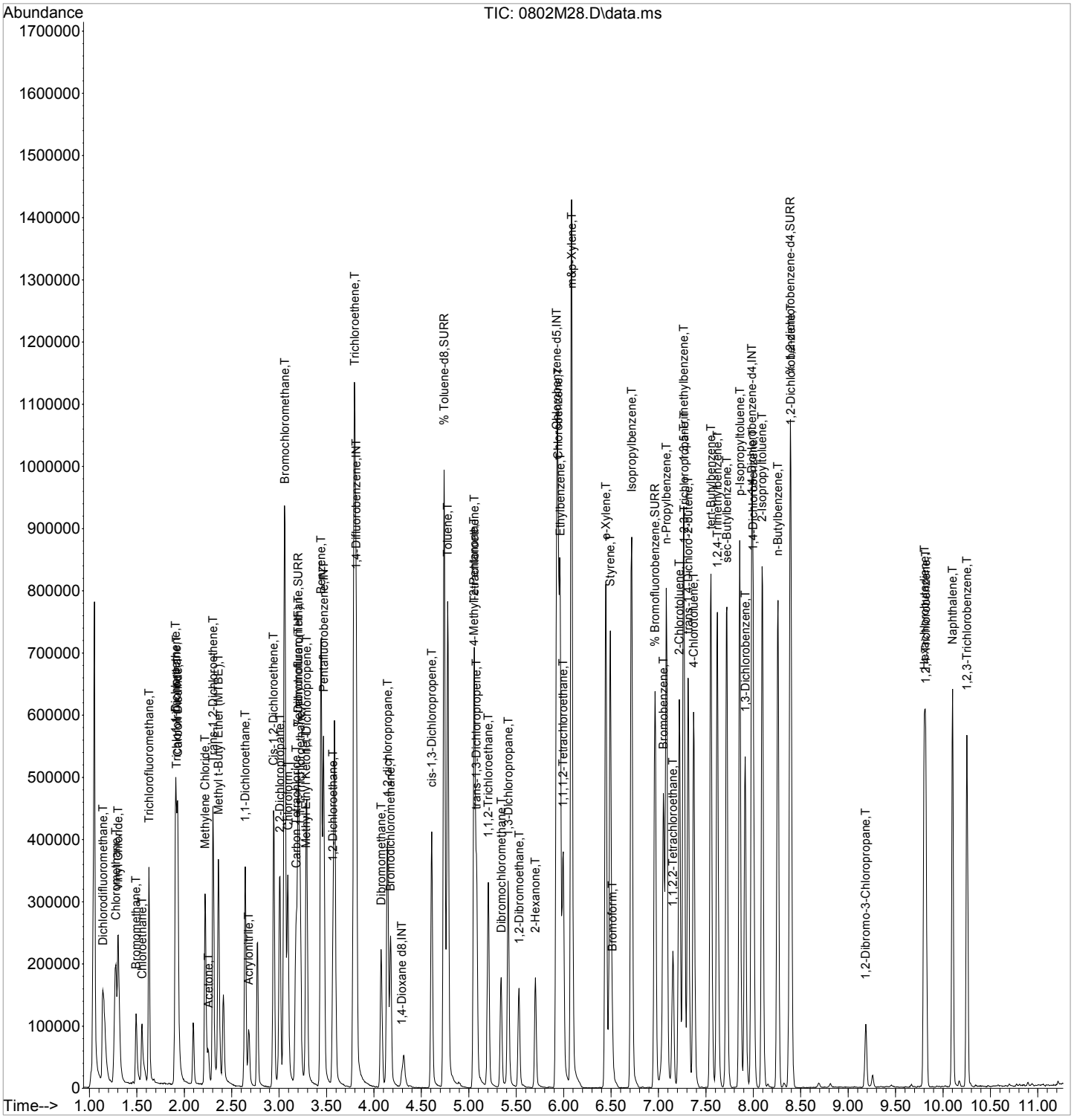

CLIENT ID

VOLATILE ORGANICS ANALYSIS DATA SHEET

BY75710 LCS

Client: NETC Lab: Phoenix Env. Labs

SDG No.: GBY76292 Lab Sample ID: BY75710 LCS

Sample wt/vol: 5 (g/mL) g Lab File ID: 0802M03.D

Level: (low/med/meth): Low Date Received: 08/01/17

% Moisture: n.a. Date Analyzed: 08/02/17

Instrument: CHEM18 Column: rtx-vms Dilution Factor: 1

Purge Volume 5000 (uL) pH: n.a. Soil Aliquot Vol: 5000 (uL)

Matrix: (soil/water) Soil CONCENTRATION UNITS: (ug/L or ug/Kg) ug/Kg

CAS NO.	COMPOUND	CONC.	Q	MDL/LOD	RL/PQL	R
75-71-8	Dichlorodifluoromethane	53		0.50	0.50	r
74-87-3	Chloromethane	47		1.0	1.0	r
75-01-4	Vinyl Chloride	49		0.50	0.50	r
74-83-9	Bromomethane	49		2.0	2.0	r
75-00-3	Chloroethane	50		0.50	0.50	r
75-69-4	Trichlorofluoromethane	46		1.0	1.0	r
75-35-4	1,1-Dichloroethene	54		0.50	0.50	r
76-13-1	Trichlorotrifluoroethane	51		0.50	0.50	r
75-15-0	Carbon Disulfide	53		1.0	1.0	
75-09-2	Methylene Chloride	46		5.0	5.0	r
67-64-1	Acetone	42		5.0	5.0	r
156-60-5	Trans-1,2-Dichloroethene	54		0.50	0.50	r
1634-04-4	Methyl t-Butyl Ether (MTBE)	51		1.0	1.0	r
75-34-3	1,1-Dichloroethane	53		1.0	1.0	r
107-13-1	Acrylonitrile	46		1.0	1.0	r
156-59-2	Cis-1,2-Dichloroethene	52		0.50	0.50	r
594-20-7	2,2-Dichloropropane	54		0.50	0.50	r
74-97-5	Bromochloromethane	51		0.50	0.50	r
67-66-3	Chloroform	50		0.50	0.50	r
56-23-5	Carbon Tetrachloride	53		1.0	1.0	r
109-99-9	Tetrahydrofuran (THF)	110		2.5	2.5	r
71-55-6	1,1,1-Trichloroethane	52		0.50	0.50	r
78-93-3	Methyl Ethyl Ketone	41		5.0	5.0	r
563-58-6	1,1-Dichloropropene	52		0.50	0.50	r
71-43-2	Benzene	50		0.50	0.50	r
107-06-2	1,2-Dichloroethane	51		0.50	0.50	r
79-01-6	Trichloroethene	52		0.50	0.50	r
74-95-3	Dibromomethane	52		1.0	1.0	r
78-87-5	1,2-dichloropropane	52		1.0	1.0	r
75-27-4	Bromodichloromethane	54		1.0	1.0	r
10061-01-5	cis-1,3-Dichloropropene	53		0.50	0.50	r
108-88-3	Toluene	54		0.50	0.50	r
108-10-1	4-Methyl-2-Pentanone	45		5.0	5.0	r
127-18-4	Tetrachloroethene	53		1.0	1.0	r
10061-02-6	trans-1,3-Dichloropropene	51		0.50	0.50	r
79-00-5	1,1,2-Trichloroethane	51		1.0	1.0	r

FORM I VOA

r=Result Reported U=Not Detected D=Reported Dilution E/J=Estimated Value X=Not Used S=Lab Solvent

CLIENT ID

VOLATILE ORGANICS ANALYSIS DATA SHEET

BY75710 LCS

Client: NETC Lab: Phoenix Env. Labs

SDG No.: GBY76292 Lab Sample ID: BY75710 LCS

Sample wt/vol: 5 (g/mL) g Lab File ID: 0802M03.D

Level: (low/med/meth): Low Date Received: 08/01/17

% Moisture: n.a. Date Analyzed: 08/02/17

Instrument: CHEM18 Column: rtx-vms Dilution Factor: 1

Purge Volume 5000 (uL) pH: n.a. Soil Aliquot Vol: 5000 (uL)

Matrix: (soil/water) Soil CONCENTRATION UNITS: (ug/L or ug/Kg) ug/Kg

CAS NO.	COMPOUND	CONC.	Q	MDL/LOD	RL/PQL	R
124-48-1	Dibromochloromethane	55		1.0	1.0	r
142-28-9	1,3-Dichloropropane	50		1.0	1.0	r
106-93-4	1,2-Dibromoethane	52		0.50	0.50	r
591-78-6	2-Hexanone	40		5.0	5.0	r
108-90-7	Chlorobenzene	52		0.50	0.50	r
100-41-4	Ethylbenzene	52		0.50	0.50	r
630-20-6	1,1,1,2-Tetrachloroethane	53		1.0	1.0	r
179601-23-1	m&p-Xylene	100		1.0	1.0	r
95-47-6	o-Xylene	52		1.0	1.0	r
100-42-5	Styrene	49		0.50	0.50	r
75-25-2	Bromoform	52		1.0	1.0	r
98-82-8	Isopropylbenzene	54		0.50	0.50	r
108-86-1	Bromobenzene	55		0.50	0.50	r
103-65-1	n-Propylbenzene	54		1.0	1.0	r
79-34-5	1,1,2,2-Tetrachloroethane	54		1.0	1.0	r
95-49-8	2-Chlorotoluene	53		1.0	1.0	r
108-67-8	1,3,5-Trimethylbenzene	53		0.50	0.50	r
96-18-4	1,2,3-Trichloropropane	50		0.50	0.50	r
110-57-6	trans-1,4-Dichloro-2-butene	240		2.5	2.5	r
106-43-4	4-Chlorotoluene	53		0.50	0.50	r
98-06-6	tert-Butylbenzene	54		0.50	0.50	r
95-63-6	1,2,4-Trimethylbenzene	52		0.50	0.50	r
135-98-8	sec-Butylbenzene	55		0.50	0.50	r
99-87-6	p-Isopropyltoluene	54		0.50	0.50	r
541-73-1	1,3-Dichlorobenzene	52		0.50	0.50	r
106-46-7	1,4-Dichlorobenzene	53		0.50	0.50	r
527-84-4	2-Isopropyltoluene	49		0.50	0.50	r
104-51-8	n-Butylbenzene	55		0.50	0.50	r
95-50-1	1,2-Dichlorobenzene	54		0.50	0.50	r
96-12-8	1,2-Dibromo-3-Chloropropane	56		1.0	1.0	r
87-68-3	Hexachlorobutadiene	55		0.50	0.50	r
120-82-1	1,2,4-Trichlorobenzene	52		1.0	1.0	r
91-20-3	Naphthalene	54		1.0	1.0	r
87-61-6	1,2,3-Trichlorobenzene	52		1.0	1.0	r

FORM I VOA

r=Result Reported U=Not Detected D=Reported Dilution E/J=Estimated Value X=Not Used S=Lab Solvent

Quantitation Report (Not Reviewed)

Data Path : H:\V2017\CHEM18\08AUG\080217\
Data File : 0802M03.D
Acq On : 2 Aug 2017 9:25 am
Operator :
Client ID : BY75710 LCS
Lab ID : BY75710 LCS
ALS Vial : 1 Sample Multiplier: 1

Quant Time: Aug 02 10:02:48 2017
Quant Method : H:\V2017\CHEM18\METHODS\VT-M0801.M
Quant Title : VOA Standards for 5 point calibration
QLast Update : Tue Aug 01 15:39:08 2017
Response via : Initial Calibration

Compound	R.T.	QIon	Response	Conc	Units	Dev(Min)
Internal Standards						
1) Pentafluorobenzene	3.469	168	277278	50.000	ug/l	0.00
29) 1,4-Difluorobenzene	3.814	114	395296	50.000	ug/l	0.00
45) Chlorobenzene-d5	5.927	117	421621	50.000	ug/l	0.00
58) 1,4-Dichlorobenzene-d4	7.982	152	188653	50.000	ug/l	0.00
83) 1,4-Dioxane d8	4.295	96	12376	500.000	ug/l	0.00
System Monitoring Compounds						
27) % Dibromofluoromethane	3.202	192	23908	47.923	ug/l	0.00
Spiked Amount 50.000	Range 70 - 130		Recovery = 95.84%			
40) % Toluene-d8	4.740	98	508629	51.309	ug/l	0.00
Spiked Amount 50.000	Range 70 - 130		Recovery = 102.62%			
57) % Bromofluorobenzene	6.963	95	187821	49.770	ug/l	0.00
Spiked Amount 50.000	Range 70 - 130		Recovery = 99.54%			
59) % 1,2-dichlorobenzene-d4	8.390	152	174578	50.778	ug/l	0.00
Spiked Amount 50.000	Range 70 - 130		Recovery = 101.56%			
Target Compounds						Qvalue
2) Dichlorodifluoromethane	1.141	85	147698	52.512	ug/l	99
3) Chloromethane	1.272	50	228986	46.661	ug/l	98
4) Vinyl Chloride	1.303	62	166924	48.761	ug/l	98
5) Bromomethane	1.492	94	56880	48.592	ug/l	97
6) Chloroethane	1.555	64	70495	49.737	ug/l	97
7) Trichlorofluoromethane	1.633	101	150127	45.826	ug/l	100
8) 1,1-Dichloroethene	1.910	96	92851	54.298	ug/l	100
9) Trichlorotrifluoroethane	1.926	151	79786	50.554	ug/l	99
10) Carbon Disulfide	1.936	76	284076	52.637	ug/l	100
12) Methylene Chloride	2.224	84	86338	45.627	ug/l	99
13) Acetone	2.255	43	27032	41.618	ug/l	100
14) Trans-1,2-Dichloroethene	2.308	96	97469	53.536	ug/l	98
16) Methyl t-Butyl Ether (...	2.360	73	215287	51.149	ug/l	99
17) 1,1-Dichloroethane	2.642	63	249341	53.395	ug/l	100
18) Acrylonitrile	2.679	53	41913	45.777	ug/l	99
19) Cis-1,2-Dichloroethene	2.946	96	133090	52.327	ug/l	99
20) 2,2-Dichloropropane	3.009	77	168793	54.022	ug/l	99
21) Bromochloromethane	3.061	128	55428	51.255	ug/l	95
23) Chloroform	3.092	83	173140	49.911	ug/l	91
24) Carbon Tetrachloride	3.181	117	128435	52.515	ug/l	98
25) Tetrahydrofuran (THF)	3.197	42	75999	105.535	ug/l	99
26) 1,1,1-Trichloroethane	3.223	97	151758	51.997	ug/l	99
28) Methyl Ethyl Ketone	3.281	43	46640	40.760	ug/l	95
30) 1,1-Dichloropropene	3.291	75	152307	52.038	ug/l	99
31) Benzene	3.443	78	441768	50.287	ug/l	99
32) 1,2-Dichloroethane	3.568	62	124130	51.137	ug/l	100
34) Trichloroethene	3.798	130	124303	51.897	ug/l	99
35) Dibromomethane	4.075	93	61320	52.310	ug/l	99
36) 1,2-dichloropropane	4.143	63	129272	52.462	ug/l	99
37) Bromodichloromethane	4.175	83	119793	53.584	ug/l	100
38) cis-1,3-Dichloropropene	4.609	75	184979	53.240	ug/l	96
39) Toluene	4.776	92	276025	53.901	ug/l	100
41) 4-Methyl-2-Pentanone	5.054	43	106679	44.506	ug/l	98
42) Tetrachloroethene	5.059	164	108436	52.797	ug/l	99
43) trans-1,3-Dichloropropene	5.085	75	133728	51.436	ug/l	97
44) 1,1,2-Trichloroethane	5.205	97	87954	51.148	ug/l	98
46) Dibromochloromethane	5.341	129	90718	55.420	ug/l	100

Quantitation Report (Not Reviewed)

Data Path : H:\V2017\CHEM18\08AUG\080217\
Data File : 0802M03.D
Acq On : 2 Aug 2017 9:25 am
Operator :
Client ID : BY75710 LCS
Lab ID : BY75710 LCS
ALS Vial : 1 Sample Multiplier: 1

Quant Time: Aug 02 10:02:48 2017
Quant Method : H:\V2017\CHEM18\METHODS\VT-M0801.M
Quant Title : VOA Standards for 5 point calibration
QLast Update : Tue Aug 01 15:39:08 2017
Response via : Initial Calibration

Compound	R.T.	QIon	Response	Conc	Units	Dev(Min)
47) 1,3-Dichloropropane	5.414	76	151593	49.885	ug/l	99
48) 1,2-Dibromoethane	5.529	107	97473	51.564	ug/l	99
49) 2-Hexanone	5.702	43	82346	40.406	ug/l	99
50) Chlorobenzene	5.943	112	303618	52.178	ug/l	99
51) Ethylbenzene	5.964	106	162962	52.053	ug/l	95
52) 1,1,1,2-Tetrachloroethane	5.995	131	91455	52.890	ug/l	99
53) m&p-Xylene	6.084	106	385545	100.311	ug/l	100
54) o-Xylene	6.445	106	215499	52.225	ug/l	99
55) Styrene	6.492	104	323472	49.365	ug/l	99
56) Bromoform	6.513	173	43097	51.540	ug/l	96
60) Isopropylbenzene	6.717	120	158495	54.216	ug/l	99
61) Bromobenzene	7.051	156	135628	54.741	ug/l	99
62) n-Propylbenzene	7.083	120	151022	54.122	ug/l	99
63) 1,1,2,2-Tetrachloroethane	7.151	83	100618	54.203	ug/l	98
64) 2-Chlorotoluene	7.219	126	127176	52.952	ug/l	99
65) 1,3,5-Trimethylbenzene	7.266	105	404471	53.154	ug/l	100
66) 1,2,3-Trichloropropane	7.271	75	73255	50.084	ug/l	98
67) trans-1,4-Dichloro-2-b...	7.313	75	142859	243.953	ug/l	97
68) 4-Chlorotoluene	7.371	126	126229	52.722	ug/l	98
69) tert-Butylbenzene	7.554	119	393263	53.504	ug/l	100
70) 1,2,4-Trimethylbenzene	7.622	105	409230	52.102	ug/l	99
71) sec-Butylbenzene	7.716	105	557528	54.607	ug/l	99
72) p-Isopropyltoluene	7.857	119	494712	53.570	ug/l	99
73) 1,3-Dichlorobenzene	7.915	146	242687	52.442	ug/l	100
74) 1,4-Dichlorobenzene	7.998	146	225076	53.340	ug/l	99
75) 2-Isopropyltoluene	8.092	119	430860	49.295	ug/l	99
76) n-Butylbenzene	8.260	91	440085	55.412	ug/l	100
77) 1,2-Dichlorobenzene	8.396	146	213793	53.840	ug/l	99
78) 1,2-Dibromo-3-Chloropr...	9.185	155	20960	55.846	ug/l	99
79) Hexachlorobutadiene	9.803	225	98061	55.476	ug/l	99
80) 1,2,4-Trichlorobenzene	9.818	180	156228	51.657	ug/l	99
81) Naphthalene	10.101	128	406483	53.551	ug/l	100
82) 1,2,3-Trichlorobenzene	10.252	180	156501	52.328	ug/l	99

(#)out of range (m)manual integration reviewed by analyst (+)signals summed

Quantitation Report (Not Reviewed)

Data Path : H:\V2017\CHEM18\08AUG\080217\
Data File : 0802M03.D
Acq On : 2 Aug 2017 9:25 am
Operator :
Client ID : BY75710 LCS
Lab ID : BY75710 LCS
ALS Vial : 1 Sample Multiplier: 1

Quant Time: Aug 02 10:02:48 2017
Quant Method : H:\V2017\CHEM18\METHODS\VT-M0801.M
Quant Title : VOA Standards for 5 point calibration
QLast Update : Tue Aug 01 15:39:08 2017
Response via : Initial Calibration

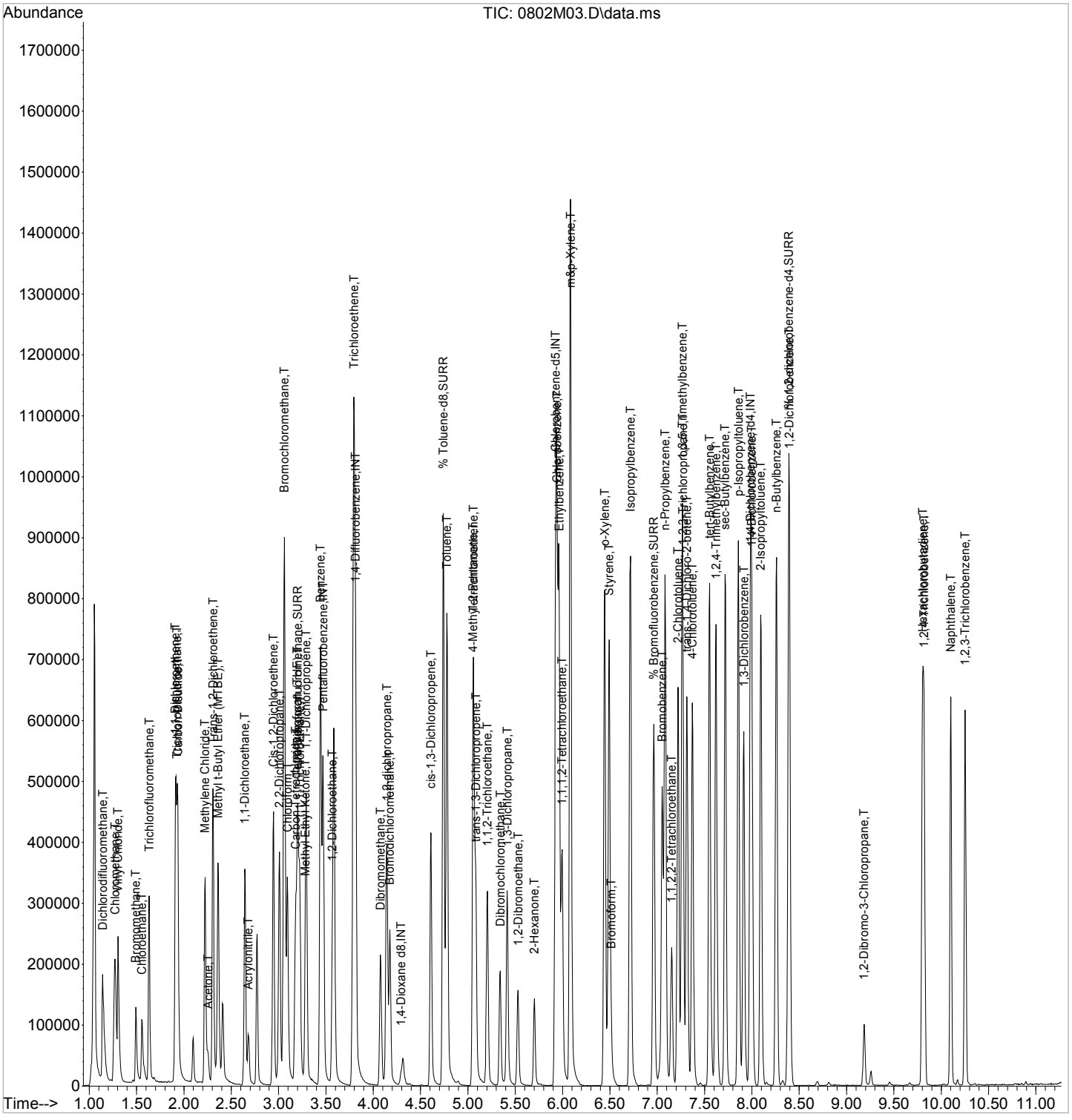

CLIENT ID

VOLATILE ORGANICS ANALYSIS DATA SHEET

BY75710 LCSD

Client: NETC Lab: Phoenix Env. Labs

SDG No.: GBY76292 Lab Sample ID: BY75710 LCSD

Sample wt/vol: 5 (g/mL) g Lab File ID: 0802M04.D

Level: (low/med/meth): Low Date Received: 08/01/17

% Moisture: n.a. Date Analyzed: 08/02/17

Instrument: CHEM18 Column: rtx-vms Dilution Factor: 1

Purge Volume 5000 (uL) pH: n.a. Soil Aliquot Vol: 5000 (uL)

Matrix: (soil/water) Soil CONCENTRATION UNITS: (ug/L or ug/Kg) ug/Kg

CAS NO.	COMPOUND	CONC.	Q	MDL/LOD	RL/PQL	R
75-71-8	Dichlorodifluoromethane	55		0.50	0.50	r
74-87-3	Chloromethane	50		1.0	1.0	r
75-01-4	Vinyl Chloride	51		0.50	0.50	r
74-83-9	Bromomethane	50		2.0	2.0	r
75-00-3	Chloroethane	53		0.50	0.50	r
75-69-4	Trichlorofluoromethane	48		1.0	1.0	r
75-35-4	1,1-Dichloroethene	58		0.50	0.50	r
76-13-1	Trichlorotrifluoroethane	53		0.50	0.50	r
75-15-0	Carbon Disulfide	56		1.0	1.0	
75-09-2	Methylene Chloride	48		5.0	5.0	r
67-64-1	Acetone	42		5.0	5.0	r
156-60-5	Trans-1,2-Dichloroethene	56		0.50	0.50	r
1634-04-4	Methyl t-Butyl Ether (MTBE)	55		1.0	1.0	r
75-34-3	1,1-Dichloroethane	56		1.0	1.0	r
107-13-1	Acrylonitrile	48		1.0	1.0	r
156-59-2	Cis-1,2-Dichloroethene	55		0.50	0.50	r
594-20-7	2,2-Dichloropropane	57		0.50	0.50	r
74-97-5	Bromochloromethane	54		0.50	0.50	r
67-66-3	Chloroform	52		0.50	0.50	r
56-23-5	Carbon Tetrachloride	55		1.0	1.0	r
109-99-9	Tetrahydrofuran (THF)	110		2.5	2.5	r
71-55-6	1,1,1-Trichloroethane	55		0.50	0.50	r
78-93-3	Methyl Ethyl Ketone	45		5.0	5.0	r
563-58-6	1,1-Dichloropropene	55		0.50	0.50	r
71-43-2	Benzene	53		0.50	0.50	r
107-06-2	1,2-Dichloroethane	55		0.50	0.50	r
79-01-6	Trichloroethene	54		0.50	0.50	r
74-95-3	Dibromomethane	55		1.0	1.0	r
78-87-5	1,2-dichloropropane	55		1.0	1.0	r
75-27-4	Bromodichloromethane	57		1.0	1.0	r
10061-01-5	cis-1,3-Dichloropropene	57		0.50	0.50	r
108-88-3	Toluene	57		0.50	0.50	r
108-10-1	4-Methyl-2-Pentanone	47		5.0	5.0	r
127-18-4	Tetrachloroethene	55		1.0	1.0	r
10061-02-6	trans-1,3-Dichloropropene	54		0.50	0.50	r
79-00-5	1,1,2-Trichloroethane	55		1.0	1.0	r

FORM I VOA

r=Result Reported U=Not Detected D=Reported Dilution E/J=Estimated Value X=Not Used S=Lab Solvent

CLIENT ID

VOLATILE ORGANICS ANALYSIS DATA SHEET

BY75710 LCSD

Client: NETC Lab: Phoenix Env. Labs

SDG No.: GBY76292 Lab Sample ID: BY75710 LCSD

Sample wt/vol: 5 (g/mL) g Lab File ID: 0802M04.D

Level: (low/med/meth): Low Date Received: 08/01/17

% Moisture: n.a. Date Analyzed: 08/02/17

Instrument: CHEM18 Column: rtx-vms Dilution Factor: 1

Purge Volume 5000 (uL) pH: n.a. Soil Aliquot Vol: 5000 (uL)

Matrix: (soil/water) Soil CONCENTRATION UNITS: (ug/L or ug/Kg) ug/Kg

CAS NO.	COMPOUND	CONC.	Q	MDL/LOD	RL/PQL	R
124-48-1	Dibromochloromethane	61		1.0	1.0	r
142-28-9	1,3-Dichloropropane	53		1.0	1.0	r
106-93-4	1,2-Dibromoethane	54		0.50	0.50	r
591-78-6	2-Hexanone	43		5.0	5.0	r
108-90-7	Chlorobenzene	55		0.50	0.50	r
100-41-4	Ethylbenzene	54		0.50	0.50	r
630-20-6	1,1,1,2-Tetrachloroethane	56		1.0	1.0	r
179601-23-1	m&p-Xylene	100		1.0	1.0	r
95-47-6	o-Xylene	55		1.0	1.0	r
100-42-5	Styrene	52		0.50	0.50	r
75-25-2	Bromoform	55		1.0	1.0	r
98-82-8	Isopropylbenzene	57		0.50	0.50	r
108-86-1	Bromobenzene	58		0.50	0.50	r
103-65-1	n-Propylbenzene	57		1.0	1.0	r
79-34-5	1,1,2,2-Tetrachloroethane	58		1.0	1.0	r
95-49-8	2-Chlorotoluene	56		1.0	1.0	r
108-67-8	1,3,5-Trimethylbenzene	56		0.50	0.50	r
96-18-4	1,2,3-Trichloropropane	53		0.50	0.50	r
110-57-6	trans-1,4-Dichloro-2-butene	260		2.5	2.5	r
106-43-4	4-Chlorotoluene	56		0.50	0.50	r
98-06-6	tert-Butylbenzene	57		0.50	0.50	r
95-63-6	1,2,4-Trimethylbenzene	55		0.50	0.50	r
135-98-8	sec-Butylbenzene	58		0.50	0.50	r
99-87-6	p-Isopropyltoluene	57		0.50	0.50	r
541-73-1	1,3-Dichlorobenzene	55		0.50	0.50	r
106-46-7	1,4-Dichlorobenzene	56		0.50	0.50	r
527-84-4	2-Isopropyltoluene	52		0.50	0.50	r
104-51-8	n-Butylbenzene	60		0.50	0.50	r
95-50-1	1,2-Dichlorobenzene	57		0.50	0.50	r
96-12-8	1,2-Dibromo-3-Chloropropane	62		1.0	1.0	r
87-68-3	Hexachlorobutadiene	60		0.50	0.50	r
120-82-1	1,2,4-Trichlorobenzene	54		1.0	1.0	r
91-20-3	Naphthalene	57		1.0	1.0	r
87-61-6	1,2,3-Trichlorobenzene	55		1.0	1.0	r

FORM I VOA

r=Result Reported U=Not Detected D=Reported Dilution E/J=Estimated Value X=Not Used S=Lab Solvent

Quantitation Report (Not Reviewed)

Data Path : H:\V2017\CHEM18\08AUG\080217\
Data File : 0802M04.D
Acq On : 2 Aug 2017 10:21 am
Operator :
Client ID : BY75710 LCSD
Lab ID : BY75710 LCSD
ALS Vial : 1 Sample Multiplier: 1

Quant Time: Aug 02 10:41:11 2017
Quant Method : H:\V2017\CHEM18\METHODS\VT-M0801.M
Quant Title : VOA Standards for 5 point calibration
QLast Update : Tue Aug 01 15:39:08 2017
Response via : Initial Calibration

Compound	R.T.	QIon	Response	Conc	Units	Dev(Min)
Internal Standards						
1) Pentafluorobenzene	3.469	168	286005	50.000	ug/l	0.00
29) 1,4-Difluorobenzene	3.809	114	404782	50.000	ug/l	0.00
45) Chlorobenzene-d5	5.927	117	432858	50.000	ug/l	0.00
58) 1,4-Dichlorobenzene-d4	7.983	152	192349	50.000	ug/l	0.00
83) 1,4-Dioxane d8	4.295	96	13188	500.000	ug/l	0.00
System Monitoring Compounds						
27) % Dibromofluoromethane	3.202	192	25390	49.341	ug/l	0.00
Spiked Amount 50.000	Range 70 - 130		Recovery = 98.68%			
40) % Toluene-d8	4.740	98	522314	51.455	ug/l	0.00
Spiked Amount 50.000	Range 70 - 130		Recovery = 102.90%			
57) % Bromofluorobenzene	6.963	95	192374	49.654	ug/l	0.00
Spiked Amount 50.000	Range 70 - 130		Recovery = 99.30%			
59) % 1,2-dichlorobenzene-d4	8.391	152	180575	51.513	ug/l	0.00
Spiked Amount 50.000	Range 70 - 130		Recovery = 103.02%			
Target Compounds						Qvalue
2) Dichlorodifluoromethane	1.141	85	158426	54.608	ug/l	100
3) Chloromethane	1.267	50	251076	49.601	ug/l	100
4) Vinyl Chloride	1.304	62	181822	51.492	ug/l	100
5) Bromomethane	1.492	94	60813	50.367	ug/l	97
6) Chloroethane	1.555	64	77955	53.322	ug/l	100
7) Trichlorofluoromethane	1.628	101	163321	48.333	ug/l	100
8) 1,1-Dichloroethene	1.910	96	102333	58.017	ug/l	99
9) Trichlorotrifluoroethane	1.921	151	86199	52.950	ug/l	98
10) Carbon Disulfide	1.936	76	309005	55.509	ug/l	100
12) Methylene Chloride	2.219	84	94566	48.450	ug/l	99
13) Acetone	2.250	43	27972	41.751	ug/l	98
14) Trans-1,2-Dichloroethene	2.303	96	104281	55.530	ug/l	98
16) Methyl t-Butyl Ether (...	2.360	73	237570	54.721	ug/l	100
17) 1,1-Dichloroethane	2.643	63	268446	55.732	ug/l	99
18) Acrylonitrile	2.679	53	45253	47.917	ug/l	99
19) Cis-1,2-Dichloroethene	2.941	96	143429	54.672	ug/l	99
20) 2,2-Dichloropropane	3.003	77	182993	56.780	ug/l	98
21) Bromochloromethane	3.061	128	60251	54.015	ug/l#	84
23) Chloroform	3.092	83	186403	52.094	ug/l	100
24) Carbon Tetrachloride	3.176	117	138149	54.763	ug/l	98
25) Tetrahydrofuran (THF)	3.197	42	81042	109.104	ug/l	95
26) 1,1,1-Trichloroethane	3.218	97	166161	55.195	ug/l	99
28) Methyl Ethyl Ketone	3.275	43	52858	44.785	ug/l	97
30) 1,1-Dichloropropene	3.291	75	165323	55.162	ug/l	99
31) Benzene	3.443	78	479164	53.266	ug/l	100
32) 1,2-Dichloroethane	3.568	62	137555	55.340	ug/l	99
34) Trichloroethene	3.793	130	132862	54.170	ug/l	99
35) Dibromomethane	4.076	93	66251	55.192	ug/l	98
36) 1,2-dichloropropane	4.138	63	139974	55.474	ug/l	100
37) Bromodichloromethane	4.175	83	130147	56.851	ug/l	98
38) cis-1,3-Dichloropropene	4.609	75	202402	56.889	ug/l	99
39) Toluene	4.776	92	296497	56.542	ug/l	99
41) 4-Methyl-2-Pentanone	5.054	43	115055	46.875	ug/l	98
42) Tetrachloroethene	5.059	164	116352	55.323	ug/l	99
43) trans-1,3-Dichloropropene	5.080	75	144496	54.276	ug/l	98
44) 1,1,2-Trichloroethane	5.200	97	97235	55.220	ug/l	98
46) Dibromochloromethane	5.336	129	101838	60.598	ug/l	99

Quantitation Report (Not Reviewed)

Data Path : H:\V2017\CHEM18\08AUG\080217\
Data File : 0802M04.D
Acq On : 2 Aug 2017 10:21 am
Operator :
Client ID : BY75710 LCSD
Lab ID : BY75710 LCSD
ALS Vial : 1 Sample Multiplier: 1

Quant Time: Aug 02 10:41:11 2017
Quant Method : H:\V2017\CHEM18\METHODS\VT-M0801.M
Quant Title : VOA Standards for 5 point calibration
QLast Update : Tue Aug 01 15:39:08 2017
Response via : Initial Calibration

Compound	R.T.	QIon	Response	Conc	Units	Dev(Min)
47) 1,3-Dichloropropane	5.415	76	165035	52.898	ug/l	98
48) 1,2-Dibromoethane	5.524	107	104808	54.005	ug/l	98
49) 2-Hexanone	5.697	43	89576	42.813	ug/l	99
50) Chlorobenzene	5.943	112	325936	54.559	ug/l	99
51) Ethylbenzene	5.958	106	173828	54.082	ug/l	99
52) 1,1,1,2-Tetrachloroethane	5.995	131	100052	56.360	ug/l	99
53) m&p-Xylene	6.079	106	412457	104.527	ug/l	99
54) o-Xylene	6.445	106	232912	54.980	ug/l	99
55) Styrene	6.492	104	347314	51.628	ug/l	99
56) Bromoform	6.508	173	47517	55.350	ug/l	98
60) Isopropylbenzene	6.717	120	169953	57.019	ug/l	100
61) Bromobenzene	7.052	156	147171	58.258	ug/l	98
62) n-Propylbenzene	7.083	120	161191	56.657	ug/l	99
63) 1,1,2,2-Tetrachloroethane	7.151	83	108968	57.573	ug/l	98
64) 2-Chlorotoluene	7.219	126	137185	56.022	ug/l	97
65) 1,3,5-Trimethylbenzene	7.261	105	433955	55.933	ug/l	100
66) 1,2,3-Trichloropropane	7.271	75	78434	52.595	ug/l	98
67) trans-1,4-Dichloro-2-b...	7.313	75	153713	257.445	ug/l	97
68) 4-Chlorotoluene	7.371	126	136264	55.820	ug/l	96
69) tert-Butylbenzene	7.554	119	426666	56.933	ug/l	100
70) 1,2,4-Trimethylbenzene	7.622	105	442129	55.209	ug/l	100
71) sec-Butylbenzene	7.716	105	600411	57.677	ug/l	99
72) p-Isopropyltoluene	7.857	119	534629	56.779	ug/l	99
73) 1,3-Dichlorobenzene	7.915	146	261550	55.432	ug/l	99
74) 1,4-Dichlorobenzene	7.998	146	240899	55.992	ug/l	99
75) 2-Isopropyltoluene	8.092	119	466654	52.364	ug/l	100
76) n-Butylbenzene	8.260	91	483647	59.727	ug/l	99
77) 1,2-Dichlorobenzene	8.396	146	232567	57.443	ug/l	100
78) 1,2-Dibromo-3-Chloropr...	9.186	155	23716	61.974	ug/l	96
79) Hexachlorobutadiene	9.803	225	107482	59.638	ug/l	98
80) 1,2,4-Trichlorobenzene	9.818	180	166654	54.045	ug/l	99
81) Naphthalene	10.101	128	444487	57.432	ug/l	100
82) 1,2,3-Trichlorobenzene	10.253	180	168620	55.296	ug/l	99

(#)out of range (m)manual integration reviewed by analyst (+)signals summed

Quantitation Report (Not Reviewed)

Data Path : H:\V2017\CHEM18\08AUG\080217\
Data File : 0802M04.D
Acq On : 2 Aug 2017 10:21 am
Operator :
Client ID : BY75710 LCSD
Lab ID : BY75710 LCSD
ALS Vial : 1 Sample Multiplier: 1

Quant Time: Aug 02 10:41:11 2017
Quant Method : H:\V2017\CHEM18\METHODS\VT-M0801.M
Quant Title : VOA Standards for 5 point calibration
QLast Update : Tue Aug 01 15:39:08 2017
Response via : Initial Calibration

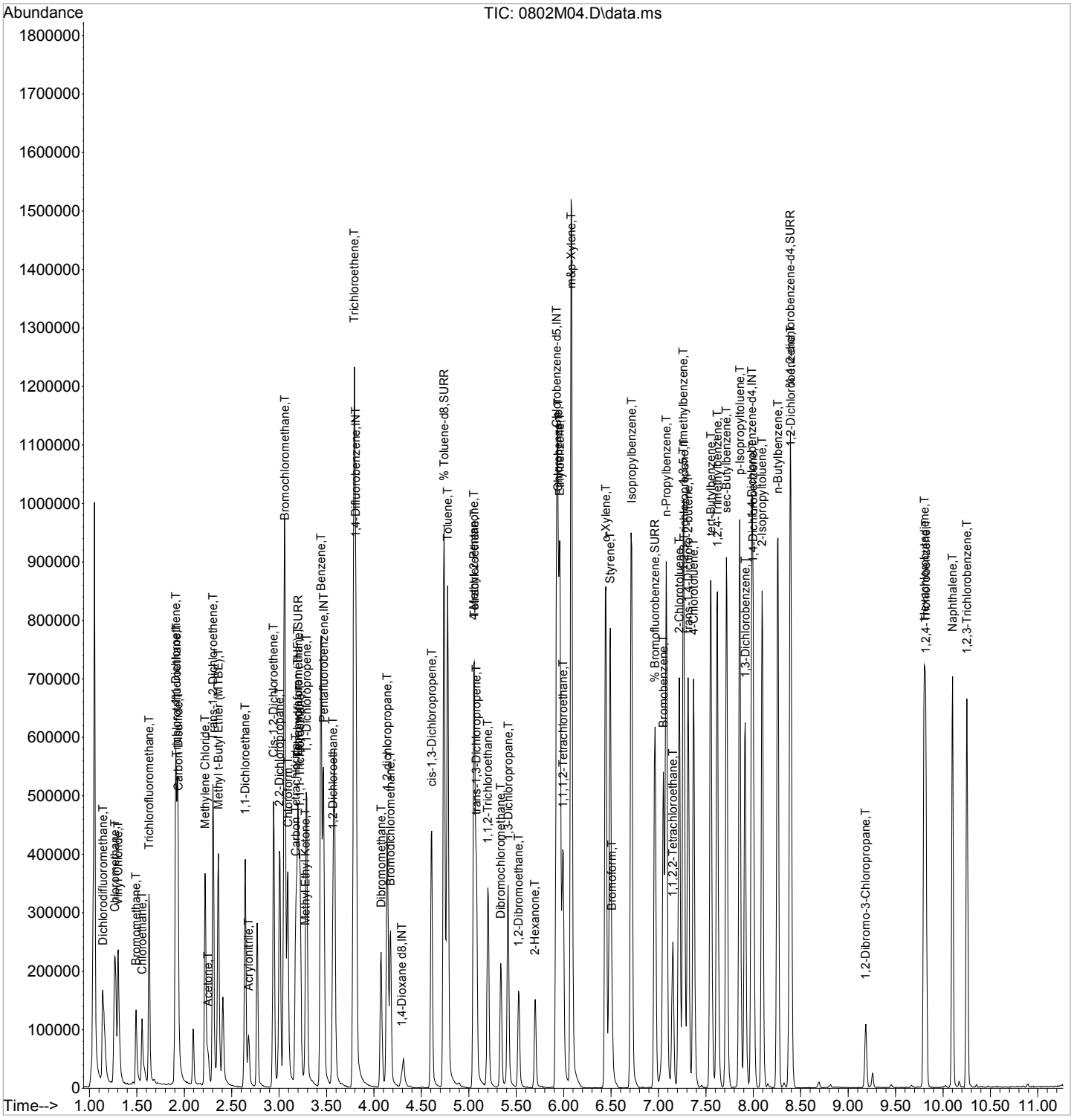

CLIENT ID

VOLATILE ORGANICS ANALYSIS DATA SHEET

BY75710 BLANK

Client: NETC Lab: Phoenix Env. Labs

SDG No.: GBY76292 Lab Sample ID: BY75710 BL

Sample wt/vol: 5 (g/mL) g Lab File ID: 0802M09.D

Level: (low/med/meth): Low Date Received: 08/01/17

% Moisture: n.a. Date Analyzed: 08/02/17

Instrument: CHEM18 Column: rtx-vms Dilution Factor: 1

Purge Volume 5000 (uL) pH: n.a. Soil Aliquot Vol: 5000 (uL)

Matrix: (soil/water) Soil CONCENTRATION UNITS: (ug/L or ug/Kg) ug/Kg

CAS NO.	COMPOUND	CONC.	Q	MDL/LOD	RL/PQL	R
75-71-8	Dichlorodifluoromethane	5.0	U	0.50	5.0	r
74-87-3	Chloromethane	5.0	U	1.0	5.0	r
75-01-4	Vinyl Chloride	5.0	U	0.50	5.0	r
74-83-9	Bromomethane	5.0	U	2.0	5.0	r
75-00-3	Chloroethane	5.0	U	0.50	5.0	r
75-69-4	Trichlorofluoromethane	5.0	U	1.0	5.0	r
75-35-4	1,1-Dichloroethene	5.0	U	0.50	5.0	r
76-13-1	Trichlorotrifluoroethane	5.0	U	0.50	5.0	r
75-15-0	Carbon Disulfide	5.0	U	1.0	5.0	r
75-09-2	Methylene Chloride	5.0	U	5.0	5.0	r
67-64-1	Acetone	10	U	5.0	10	r
156-60-5	Trans-1,2-Dichloroethene	5.0	U	0.50	5.0	r
1634-04-4	Methyl t-Butyl Ether (MTBE)	1.0	U	1.0	1.0	r
75-34-3	1,1-Dichloroethane	5.0	U	1.0	5.0	r
107-13-1	Acrylonitrile	5.0	U	0.50	5.0	r
156-59-2	Cis-1,2-Dichloroethene	5.0	U	0.50	5.0	r
594-20-7	2,2-Dichloropropane	5.0	U	0.50	5.0	r
74-97-5	Bromochloromethane	5.0	U	0.50	5.0	r
67-66-3	Chloroform	5.0	U	0.50	5.0	r
56-23-5	Carbon Tetrachloride	5.0	U	1.0	5.0	r
109-99-9	Tetrahydrofuran (THF)	5.0	U	2.5	5.0	r
71-55-6	1,1,1-Trichloroethane	5.0	U	0.50	5.0	r
78-93-3	Methyl Ethyl Ketone	5.0	U	5.0	5.0	r
563-58-6	1,1-Dichloropropene	5.0	U	0.50	5.0	r
71-43-2	Benzene	1.0	U	0.50	1.0	r
107-06-2	1,2-Dichloroethane	5.0	U	0.50	5.0	r
79-01-6	Trichloroethene	5.0	U	0.50	5.0	r
74-95-3	Dibromomethane	5.0	U	1.0	5.0	r
78-87-5	1,2-dichloropropane	5.0	U	1.0	5.0	r
75-27-4	Bromodichloromethane	5.0	U	1.0	5.0	r
10061-01-5	cis-1,3-Dichloropropene	5.0	U	0.50	5.0	r
108-88-3	Toluene	1.0	U	0.50	1.0	r
108-10-1	4-Methyl-2-Pentanone	25	U	5.0	25	r
127-18-4	Tetrachloroethene	5.0	U	1.0	5.0	r
10061-02-6	trans-1,3-Dichloropropene	5.0	U	0.50	5.0	r
79-00-5	1,1,2-Trichloroethane	5.0	U	1.0	5.0	r

FORM I VOA

r=Result Reported U=Not Detected D=Reported Dilution E/J=Estimated Value X=Not Used S=Lab Solvent

CLIENT ID

VOLATILE ORGANICS ANALYSIS DATA SHEET

BY75710 BLANK

Client: NETC Lab: Phoenix Env. Labs

SDG No.: GBY76292 Lab Sample ID: BY75710 BL

Sample wt/vol: 5 (g/mL) g Lab File ID: 0802M09.D

Level: (low/med/meth): Low Date Received: 08/01/17

% Moisture: n.a. Date Analyzed: 08/02/17

Instrument: CHEM18 Column: rtx-vms Dilution Factor: 1

Purge Volume 5000 (uL) pH: n.a. Soil Aliquot Vol: 5000 (uL)

Matrix: (soil/water) Soil CONCENTRATION UNITS: (ug/L or ug/Kg) ug/Kg

CAS NO.	COMPOUND	CONC.	Q	MDL/LOD	RL/PQL	R
124-48-1	Dibromochloromethane	3.0	U	1.0	3.0	r
142-28-9	1,3-Dichloropropane	5.0	U	1.0	5.0	r
106-93-4	1,2-Dibromoethane	5.0	U	0.50	5.0	r
591-78-6	2-Hexanone	25	U	5.0	25	r
108-90-7	Chlorobenzene	5.0	U	0.50	5.0	r
100-41-4	Ethylbenzene	1.0	U	0.50	1.0	r
630-20-6	1,1,1,2-Tetrachloroethane	5.0	U	1.0	5.0	r
179601-23-1	m&p-Xylene	2.0	U	1.0	2.0	r
95-47-6	o-Xylene	2.0	U	1.0	2.0	r
100-42-5	Styrene	5.0	U	0.50	5.0	r
75-25-2	Bromoform	5.0	U	1.0	5.0	r
98-82-8	Isopropylbenzene	1.0	U	0.50	1.0	r
108-86-1	Bromobenzene	5.0	U	0.50	5.0	r
103-65-1	n-Propylbenzene	1.0	U	0.90	1.0	r
79-34-5	1,1,2,2-Tetrachloroethane	3.0	U	1.0	3.0	r
95-49-8	2-Chlorotoluene	5.0	U	1.0	5.0	r
108-67-8	1,3,5-Trimethylbenzene	1.0	U	0.50	1.0	r
96-18-4	1,2,3-Trichloropropane	5.0	U	0.50	5.0	r
110-57-6	trans-1,4-Dichloro-2-butene	5.0	U	2.5	5.0	r
106-43-4	4-Chlorotoluene	5.0	U	0.50	5.0	r
98-06-6	tert-Butylbenzene	1.0	U	0.50	1.0	r
95-63-6	1,2,4-Trimethylbenzene	1.0	U	0.50	1.0	r
135-98-8	sec-Butylbenzene	1.0	U	0.50	1.0	r
99-87-6	p-Isopropyltoluene	1.0	U	0.50	1.0	r
541-73-1	1,3-Dichlorobenzene	5.0	U	0.50	5.0	r
106-46-7	1,4-Dichlorobenzene	5.0	U	0.50	5.0	r
527-84-4	2-Isopropyltoluene	5.0	U	0.50	5.0	r
104-51-8	n-Butylbenzene	1.0	U	0.50	1.0	r
95-50-1	1,2-Dichlorobenzene	5.0	U	0.50	5.0	r
96-12-8	1,2-Dibromo-3-Chloropropane	5.0	U	1.0	5.0	r
87-68-3	Hexachlorobutadiene	5.0	U	0.50	5.0	r
120-82-1	1,2,4-Trichlorobenzene	5.0	U	1.0	5.0	r
91-20-3	Naphthalene	5.0	U	1.0	5.0	r
87-61-6	1,2,3-Trichlorobenzene	5.0	U	1.0	5.0	r

FORM I VOA

r=Result Reported U=Not Detected D=Reported Dilution E/J=Estimated Value X=Not Used S=Lab Solvent

Quantitation Report (QT Reviewed)

Data Path : H:\V2017\CHEM18\08AUG\080217\
Data File : 0802M09.D
Acq On : 2 Aug 2017 12:07 pm
Operator :
Client ID : BY75710 BLANK
Lab ID : BY75710 BLANK
ALS Vial : 1 Sample Multiplier: 1

Quant Time: Aug 02 12:24:17 2017
Quant Method : H:\V2017\CHEM18\METHODS\VT-M0801.M
Quant Title : VOA Standards for 5 point calibration
QLast Update : Tue Aug 01 15:39:08 2017
Response via : Initial Calibration

Compound	R.T.	QIon	Response	Conc	Units	Dev(Min)
Internal Standards						
1) Pentafluorobenzene	3.469	168	361842	50.000	ug/l	0.00
29) 1,4-Difluorobenzene	3.814	114	513293	50.000	ug/l	0.00
45) Chlorobenzene-d5	5.927	117	482417	50.000	ug/l	0.00
58) 1,4-Dichlorobenzene-d4	7.988	152	239596	50.000	ug/l	0.00
83) 1,4-Dioxane d8	4.295	96	15507	500.000	ug/l	0.00
System Monitoring Compounds						
27) % Dibromofluoromethane	3.202	192	32822	50.415	ug/l	0.00
Spiked Amount 50.000	Range 70 - 130		Recovery = 100.84%			
40) % Toluene-d8	4.740	98	573759	44.574	ug/l	0.00
Spiked Amount 50.000	Range 70 - 130		Recovery = 89.14%			
57) % Bromofluorobenzene	6.962	95	212726	49.266	ug/l	0.00
Spiked Amount 50.000	Range 70 - 130		Recovery = 98.54%			
59) % 1,2-dichlorobenzene-d4	8.390	152	203242	46.546	ug/l	0.00
Spiked Amount 50.000	Range 70 - 130		Recovery = 93.10%			
Target Compounds						Qvalue

(#)out of range (m)manual integration reviewed by analyst (+)signals summed

Quantitation Report (QT Reviewed)

Data Path : H:\V2017\CHEM18\08AUG\080217\
Data File : 0802M09.D
Acq On : 2 Aug 2017 12:07 pm
Operator :
Client ID : BY75710 BLANK
Lab ID : BY75710 BLANK
ALS Vial : 1 Sample Multiplier: 1

Quant Time: Aug 02 12:24:17 2017
Quant Method : H:\V2017\CHEM18\METHODS\VT-M0801.M
Quant Title : VOA Standards for 5 point calibration
QLast Update : Tue Aug 01 15:39:08 2017
Response via : Initial Calibration



LSC Area Percent Report

Data Path : H:\V2017\CHEM18\08AUG\080217\
Data File : 0802M09.D
Acq On : 2 Aug 2017 12:07 pm
Operator :
Client ID : BY75710 BLANK
Lab ID : BY75710 BLANK
ALS Vial : 1 Sample Multiplier: 1

Integration Parameters: rteint.p
Integrator: RTE
Smoothing : ON Filtering: 5
Sampling : 1 Min Area: 3 % of largest Peak
Start Thrs: 0.2 Max Peaks: 100
Stop Thrs : 0 Peak Location: TOP

If leading or trailing edge < 100 prefer < Baseline drop else tangent >
Peak separation: 5

Method : H:\V2017\CHEM18\Methods\VT-M0801.M
Title : VOA Standards for 5 point calibration

Signal : TIC: 0802M09.D\data.ms

peak #	R.T. min	first scan	max scan	last scan	PK TY	peak height	corr. area	corr. % max.	% of total
1	3.202	427	434	448	rBV	350950	478142	31.49%	5.351%
2	3.469	478	485	507	rBV	667830	921982	60.72%	10.317%
3	3.814	544	551	569	rBV	810452	1123966	74.02%	12.577%
4	4.295	636	643	654	rBV	23573	41029	2.70%	0.459%
5	4.740	721	728	752	rBV	1056544	1518519	100.00%	16.993%
6	5.927	948	955	974	rBV	909616	1338016	88.11%	14.973%
7	6.962	1146	1153	1169	rVB	655632	995903	65.58%	11.144%
8	7.982	1341	1348	1362	rVB	854003	1335382	87.94%	14.943%
9	8.390	1418	1426	1438	rVB	741394	1150327	75.75%	12.872%
10	9.259	1583	1592	1597	rBV2	22500	33127	2.18%	0.371%

Sum of corrected areas: 8936393

Data Path : H:\V2017\CHEM18\08AUG\080217\
Data File : 0802M09.D
Acq On : 2 Aug 2017 12:07 pm
Operator :
Client ID : BY75710 BLANK
Lab ID : BY75710 BLANK
ALS Vial : 1 Sample Multiplier: 1

Quant Method : H:\V2017\CHEM18\METHODS\VT-M0801.M
Quant Title : VOA Standards for 5 point calibration

TIC Integration Parameters: LSCINT.P

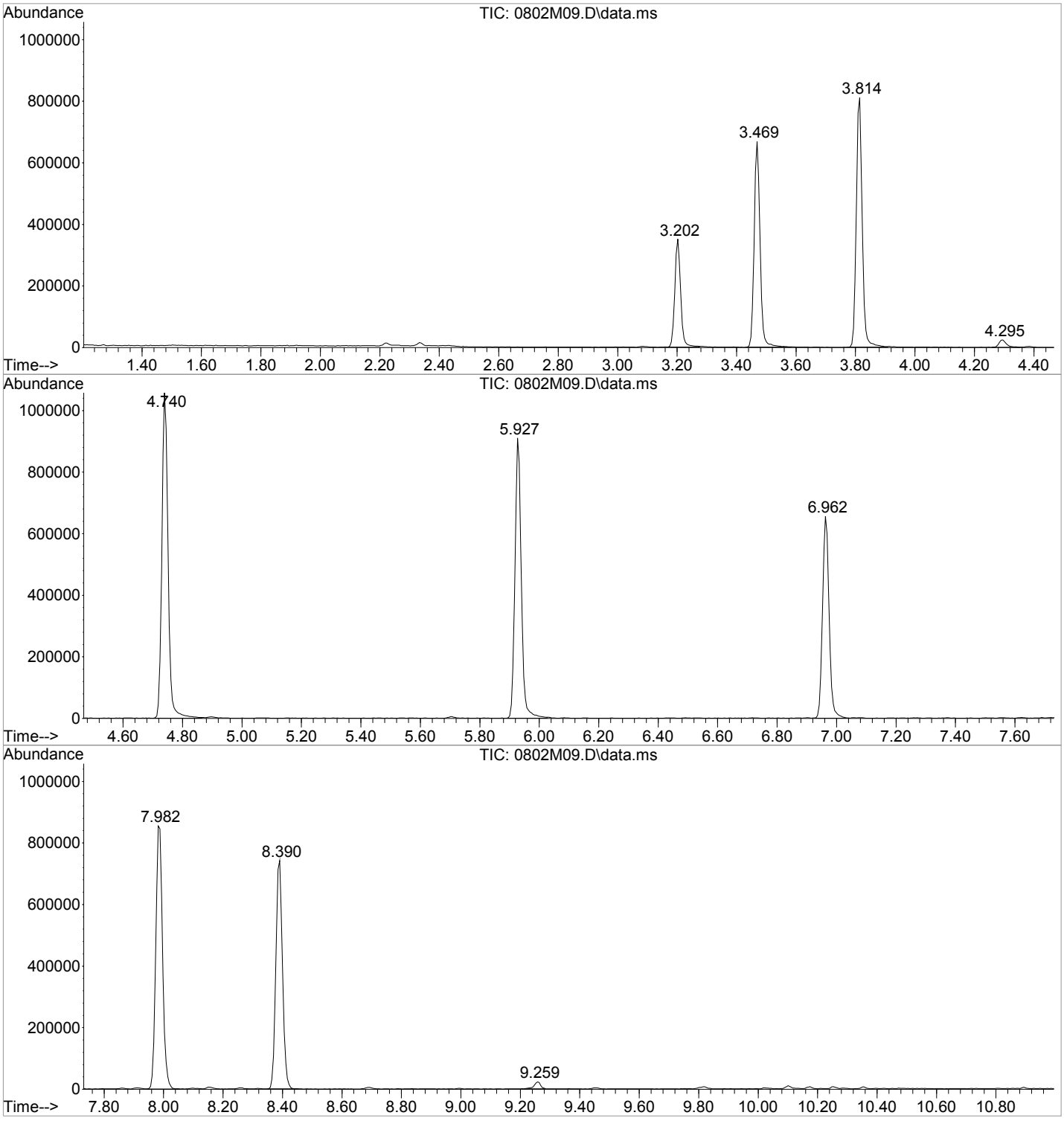

Library Search Compound Report

Data Path : H:\V2017\CHEM18\08AUG\080217\
Data File : 0802M09.D
Acq On : 2 Aug 2017 12:07 pm
Operator :
Client ID : BY75710 BLANK
Lab ID : BY75710 BLANK
ALS Vial : 1 Sample Multiplier: 1

Quant Method : H:\V2017\CHEM18\METHODS\VT-M0801.M
Quant Title : VOA Standards for 5 point calibration

TIC Integration Parameters: LSCINT.P

No Library Search Compounds Detected
****

Tentatively Identified Compound (LSC) summary

Data Path : H:\V2017\CHEM18\08AUG\080217\
Data File : 0802M09.D
Acq On : 2 Aug 2017 12:07 pm
Operator :
Client ID : BY75710 BLANK
Lab ID : BY75710 BLANK
ALS Vial : 1 Sample Multiplier: 1

Quant Method : H:\V2017\CHEM18\METHODS\VT-M0801.M
Quant Title : VOA Standards for 5 point calibration

TIC Integration Parameters: LSCINT.P

						Internal Standard			
TIC Top Hit name	RT	EstConc	Units	Response	#	RT	Resp	Conc

CLIENT ID

VOLATILE ORGANICS ANALYSIS DATA SHEET

BY76292 LCS

Client: NETC Lab: Phoenix Env. Labs

SDG No.: GBY76292 Lab Sample ID: BY76292 LCS

Sample wt/vol: 5 (g/mL) g Lab File ID: 0801M18.D

Level: (low/med/meth): Low Date Received: 08/01/17

% Moisture: n.a. Date Analyzed: 08/01/17

Instrument: CHEM18 Column: rtx-vms Dilution Factor: 1

Purge Volume 5000 (uL) pH: n.a. Soil Aliquot Vol: 5000 (uL)

Matrix: (soil/water) Soil CONCENTRATION UNITS: (ug/L or ug/Kg) ug/Kg

CAS NO.	COMPOUND	CONC.	Q	MDL/LOD	RL/PQL	R
75-71-8	Dichlorodifluoromethane	62		0.50	0.50	
74-87-3	Chloromethane	54		1.0	1.0	
75-01-4	Vinyl Chloride	54		0.50	0.50	
74-83-9	Bromomethane	52		2.0	2.0	
75-00-3	Chloroethane	55		0.50	0.50	
75-69-4	Trichlorofluoromethane	51		1.0	1.0	
75-35-4	1,1-Dichloroethene	61		0.50	0.50	
76-13-1	Trichlorotrifluoroethane	58		0.50	0.50	
75-15-0	Carbon Disulfide	58		1.0	1.0	r
75-09-2	Methylene Chloride	51		5.0	5.0	
67-64-1	Acetone	45		5.0	5.0	
156-60-5	Trans-1,2-Dichloroethene	58		0.50	0.50	
1634-04-4	Methyl t-Butyl Ether (MTBE)	54		1.0	1.0	
75-34-3	1,1-Dichloroethane	59		1.0	1.0	
107-13-1	Acrylonitrile	50		1.0	1.0	
156-59-2	Cis-1,2-Dichloroethene	57		0.50	0.50	
594-20-7	2,2-Dichloropropane	61		0.50	0.50	
74-97-5	Bromochloromethane	55		0.50	0.50	
67-66-3	Chloroform	55		0.50	0.50	
56-23-5	Carbon Tetrachloride	59		1.0	1.0	
109-99-9	Tetrahydrofuran (THF)	110		2.5	2.5	
71-55-6	1,1,1-Trichloroethane	58		0.50	0.50	
78-93-3	Methyl Ethyl Ketone	45		5.0	5.0	
563-58-6	1,1-Dichloropropene	58		0.50	0.50	
71-43-2	Benzene	56		0.50	0.50	
107-06-2	1,2-Dichloroethane	56		0.50	0.50	
79-01-6	Trichloroethene	58		0.50	0.50	
74-95-3	Dibromomethane	57		1.0	1.0	
78-87-5	1,2-dichloropropane	59		1.0	1.0	
75-27-4	Bromodichloromethane	59		1.0	1.0	
10061-01-5	cis-1,3-Dichloropropene	59		0.50	0.50	
108-88-3	Toluene	60		0.50	0.50	
108-10-1	4-Methyl-2-Pentanone	48		5.0	5.0	
127-18-4	Tetrachloroethene	60		1.0	1.0	
10061-02-6	trans-1,3-Dichloropropene	56		0.50	0.50	
79-00-5	1,1,2-Trichloroethane	55		1.0	1.0	

FORM I VOA

r=Result Reported U=Not Detected D=Reported Dilution E/J=Estimated Value X=Not Used S=Lab Solvent

CLIENT ID

VOLATILE ORGANICS ANALYSIS DATA SHEET

BY76292 LCS

Client: NETC Lab: Phoenix Env. Labs

SDG No.: GBY76292 Lab Sample ID: BY76292 LCS

Sample wt/vol: 5 (g/mL) g Lab File ID: 0801M18.D

Level: (low/med/meth): Low Date Received: 08/01/17

% Moisture: n.a. Date Analyzed: 08/01/17

Instrument: CHEM18 Column: rtx-vms Dilution Factor: 1

Purge Volume 5000 (uL) pH: n.a. Soil Aliquot Vol: 5000 (uL)

Matrix: (soil/water) Soil CONCENTRATION UNITS: (ug/L or ug/Kg) ug/Kg

CAS NO.	COMPOUND	CONC.	Q	MDL/LOD	RL/PQL	R
124-48-1	Dibromochloromethane	60		1.0	1.0	
142-28-9	1,3-Dichloropropane	54		1.0	1.0	
106-93-4	1,2-Dibromoethane	54		0.50	0.50	
591-78-6	2-Hexanone	42		5.0	5.0	
108-90-7	Chlorobenzene	56		0.50	0.50	
100-41-4	Ethylbenzene	56		0.50	0.50	
630-20-6	1,1,1,2-Tetrachloroethane	57		1.0	1.0	
179601-23-1	m&p-Xylene	110		1.0	1.0	
95-47-6	o-Xylene	57		1.0	1.0	
100-42-5	Styrene	52		0.50	0.50	
75-25-2	Bromoform	57		1.0	1.0	
98-82-8	Isopropylbenzene	57		0.50	0.50	
108-86-1	Bromobenzene	58		0.50	0.50	
103-65-1	n-Propylbenzene	58		1.0	1.0	
79-34-5	1,1,2,2-Tetrachloroethane	57		1.0	1.0	
95-49-8	2-Chlorotoluene	56		1.0	1.0	
108-67-8	1,3,5-Trimethylbenzene	56		0.50	0.50	
96-18-4	1,2,3-Trichloropropane	51		0.50	0.50	
110-57-6	trans-1,4-Dichloro-2-butene	250		2.5	2.5	
106-43-4	4-Chlorotoluene	55		0.50	0.50	
98-06-6	tert-Butylbenzene	57		0.50	0.50	
95-63-6	1,2,4-Trimethylbenzene	55		0.50	0.50	
135-98-8	sec-Butylbenzene	58		0.50	0.50	
99-87-6	p-Isopropyltoluene	58		0.50	0.50	
541-73-1	1,3-Dichlorobenzene	55		0.50	0.50	
106-46-7	1,4-Dichlorobenzene	57		0.50	0.50	
527-84-4	2-Isopropyltoluene	53		0.50	0.50	
104-51-8	n-Butylbenzene	60		0.50	0.50	
95-50-1	1,2-Dichlorobenzene	57		0.50	0.50	
96-12-8	1,2-Dibromo-3-Chloropropane	57		1.0	1.0	
87-68-3	Hexachlorobutadiene	60		0.50	0.50	
120-82-1	1,2,4-Trichlorobenzene	54		1.0	1.0	
91-20-3	Naphthalene	56		1.0	1.0	
87-61-6	1,2,3-Trichlorobenzene	56		1.0	1.0	

FORM I VOA

r=Result Reported U=Not Detected D=Reported Dilution E/J=Estimated Value X=Not Used S=Lab Solvent

Quantitation Report (Not Reviewed)

Data Path : H:\V2017\CHEM18\08AUG\080117\
Data File : 0801M18.D
Acq On : 1 Aug 2017 5:28 pm
Operator :
Client ID : BY76292 LCS
Lab ID : BY76292 LCS
ALS Vial : 1 Sample Multiplier: 1

Quant Time: Aug 01 17:46:33 2017
Quant Method : H:\V2017\CHEM18\METHODS\VT-M0801.M
Quant Title : VOA Standards for 5 point calibration
QLast Update : Tue Aug 01 15:39:08 2017
Response via : Initial Calibration

Compound	R.T.	QIon	Response	Conc	Units	Dev(Min)
Internal Standards						
1) Pentafluorobenzene	3.469	168	266659	50.000	ug/l	0.00
29) 1,4-Difluorobenzene	3.814	114	379513	50.000	ug/l	0.00
45) Chlorobenzene-d5	5.927	117	418028	50.000	ug/l	0.00
58) 1,4-Dichlorobenzene-d4	7.988	152	189658	50.000	ug/l	0.00
83) 1,4-Dioxane d8	4.295	96	12375	500.000	ug/l	0.00
System Monitoring Compounds						
27) % Dibromofluoromethane	3.202	192	22944	47.822	ug/l	0.00
Spiked Amount 50.000	Range 70 - 130		Recovery = 95.64%			
40) % Toluene-d8	4.740	98	495526	52.066	ug/l	0.00
Spiked Amount 50.000	Range 70 - 130		Recovery = 104.14%			
57) % Bromofluorobenzene	6.963	95	186777	49.919	ug/l	0.00
Spiked Amount 50.000	Range 70 - 130		Recovery = 99.84%			
59) % 1,2-dichlorobenzene-d4	8.391	152	174944	50.614	ug/l	0.00
Spiked Amount 50.000	Range 70 - 130		Recovery = 101.22%			
Target Compounds						Qvalue
2) Dichlorodifluoromethane	1.141	85	166495	61.553	ug/l	100
3) Chloromethane	1.272	50	253179	53.645	ug/l	99
4) Vinyl Chloride	1.304	62	179122	54.408	ug/l	100
5) Bromomethane	1.492	94	59052	52.457	ug/l	98
6) Chloroethane	1.555	64	75197	55.168	ug/l	99
7) Trichlorofluoromethane	1.633	101	161709	51.327	ug/l	100
8) 1,1-Dichloroethene	1.910	96	100712	61.240	ug/l	99
9) Trichlorotrifluoroethane	1.926	151	87798	57.845	ug/l	99
10) Carbon Disulfide	1.936	76	301463	58.083	ug/l	99
12) Methylene Chloride	2.219	84	91956	50.531	ug/l	98
13) Acetone	2.250	43	28008	44.838	ug/l	99
14) Trans-1,2-Dichloroethene	2.303	96	102391	58.479	ug/l	98
16) Methyl t-Butyl Ether (...	2.360	73	219652	54.264	ug/l	100
17) 1,1-Dichloroethane	2.643	63	264579	58.914	ug/l	99
18) Acrylonitrile	2.679	53	44256	50.261	ug/l	99
19) Cis-1,2-Dichloroethene	2.946	96	139265	56.936	ug/l	99
20) 2,2-Dichloropropane	3.009	77	181865	60.524	ug/l	100
21) Bromochloromethane	3.061	128	57258	55.056	ug/l	96
23) Chloroform	3.092	83	181934	54.534	ug/l	100
24) Carbon Tetrachloride	3.181	117	139570	59.341	ug/l	99
25) Tetrahydrofuran (THF)	3.197	42	78770	113.739	ug/l	97
26) 1,1,1-Trichloroethane	3.223	97	163211	58.148	ug/l	99
28) Methyl Ethyl Ketone	3.281	43	49016	44.543	ug/l	95
30) 1,1-Dichloropropene	3.291	75	162848	57.954	ug/l	100
31) Benzene	3.443	78	472508	56.023	ug/l	100
32) 1,2-Dichloroethane	3.568	62	131309	56.344	ug/l	100
34) Trichloroethene	3.798	130	133718	58.150	ug/l	99
35) Dibromomethane	4.076	93	64507	57.317	ug/l	98
36) 1,2-dichloropropane	4.144	63	138628	58.599	ug/l	100
37) Bromodichloromethane	4.175	83	127047	59.192	ug/l	97
38) cis-1,3-Dichloropropene	4.609	75	197516	59.213	ug/l	99
39) Toluene	4.776	92	295426	60.089	ug/l	100
41) 4-Methyl-2-Pentanone	5.054	43	111359	48.390	ug/l	99
42) Tetrachloroethene	5.059	164	119280	60.492	ug/l	99
43) trans-1,3-Dichloropropene	5.080	75	140026	56.099	ug/l	99
44) 1,1,2-Trichloroethane	5.205	97	90695	54.935	ug/l	98
46) Dibromochloromethane	5.341	129	97524	60.090	ug/l	99

Data Path : H:\V2017\CHEM18\08AUG\080117\
Data File : 0801M18.D
Acq On : 1 Aug 2017 5:28 pm
Operator :
Client ID : BY76292 LCS
Lab ID : BY76292 LCS
ALS Vial : 1 Sample Multiplier: 1

Quant Time: Aug 01 17:46:33 2017
Quant Method : H:\V2017\CHEM18\METHODS\VT-M0801.M
Quant Title : VOA Standards for 5 point calibration
QLast Update : Tue Aug 01 15:39:08 2017
Response via : Initial Calibration

	Compound	R.T.	QIon	Response	Conc	Units	Dev(Min)
47)	1,3-Dichloropropane	5.415	76	161366	53.557	ug/l	99
48)	1,2-Dibromoethane	5.530	107	100847	53.807	ug/l	96
49)	2-Hexanone	5.702	43	84490	41.815	ug/l	99
50)	Chlorobenzene	5.943	112	323975	56.154	ug/l	100
51)	Ethylbenzene	5.964	106	172567	55.594	ug/l	99
52)	1,1,1,2-Tetrachloroethane	5.995	131	97194	56.692	ug/l	99
53)	m&p-Xylene	6.084	106	411473	107.977	ug/l	99
54)	o-Xylene	6.445	106	232100	56.732	ug/l	99
55)	Styrene	6.492	104	340857	52.465	ug/l	100
56)	Bromoform	6.508	173	46861	56.523	ug/l	99
60)	Isopropylbenzene	6.717	120	167560	57.013	ug/l	98
61)	Bromobenzene	7.052	156	144095	57.850	ug/l	99
62)	n-Propylbenzene	7.083	120	163557	58.304	ug/l	99
63)	1,1,2,2-Tetrachloroethane	7.151	83	105712	56.646	ug/l	99
64)	2-Chlorotoluene	7.219	126	136337	56.465	ug/l	99
65)	1,3,5-Trimethylbenzene	7.266	105	430169	56.231	ug/l	100
66)	1,2,3-Trichloropropane	7.271	75	74941	50.966	ug/l	98
67)	trans-1,4-Dichloro-2-b...	7.313	75	147613	250.736	ug/l	98
68)	4-Chlorotoluene	7.371	126	133475	55.453	ug/l	99
69)	tert-Butylbenzene	7.554	119	422804	57.218	ug/l	99
70)	1,2,4-Trimethylbenzene	7.622	105	438113	55.483	ug/l	100
71)	sec-Butylbenzene	7.716	105	598555	58.315	ug/l	100
72)	p-Isopropyltoluene	7.857	119	534517	57.573	ug/l	100
73)	1,3-Dichlorobenzene	7.915	146	257209	55.285	ug/l	99
74)	1,4-Dichlorobenzene	7.998	146	241831	57.006	ug/l	100
75)	2-Isopropyltoluene	8.098	119	464583	52.872	ug/l	100
76)	n-Butylbenzene	8.260	91	479087	60.003	ug/l	100
77)	1,2-Dichlorobenzene	8.396	146	227517	56.993	ug/l	100
78)	1,2-Dibromo-3-Chloropr...	9.191	155	21668	57.426	ug/l	99
79)	Hexachlorobutadiene	9.803	225	106966	60.193	ug/l	99
80)	1,2,4-Trichlorobenzene	9.818	180	165023	54.275	ug/l	100
81)	Naphthalene	10.101	128	426496	55.889	ug/l	100
82)	1,2,3-Trichlorobenzene	10.253	180	168146	55.923	ug/l	99

(#)out of range (m)manual integration reviewed by analyst (+)signals summed

Quantitation Report (Not Reviewed)

Data Path : H:\V2017\CHEM18\08AUG\080117\
Data File : 0801M18.D
Acq On : 1 Aug 2017 5:28 pm
Operator :
Client ID : BY76292 LCS
Lab ID : BY76292 LCS
ALS Vial : 1 Sample Multiplier: 1

Quant Time: Aug 01 17:46:33 2017
Quant Method : H:\V2017\CHEM18\METHODS\VT-M0801.M
Quant Title : VOA Standards for 5 point calibration
QLast Update : Tue Aug 01 15:39:08 2017
Response via : Initial Calibration

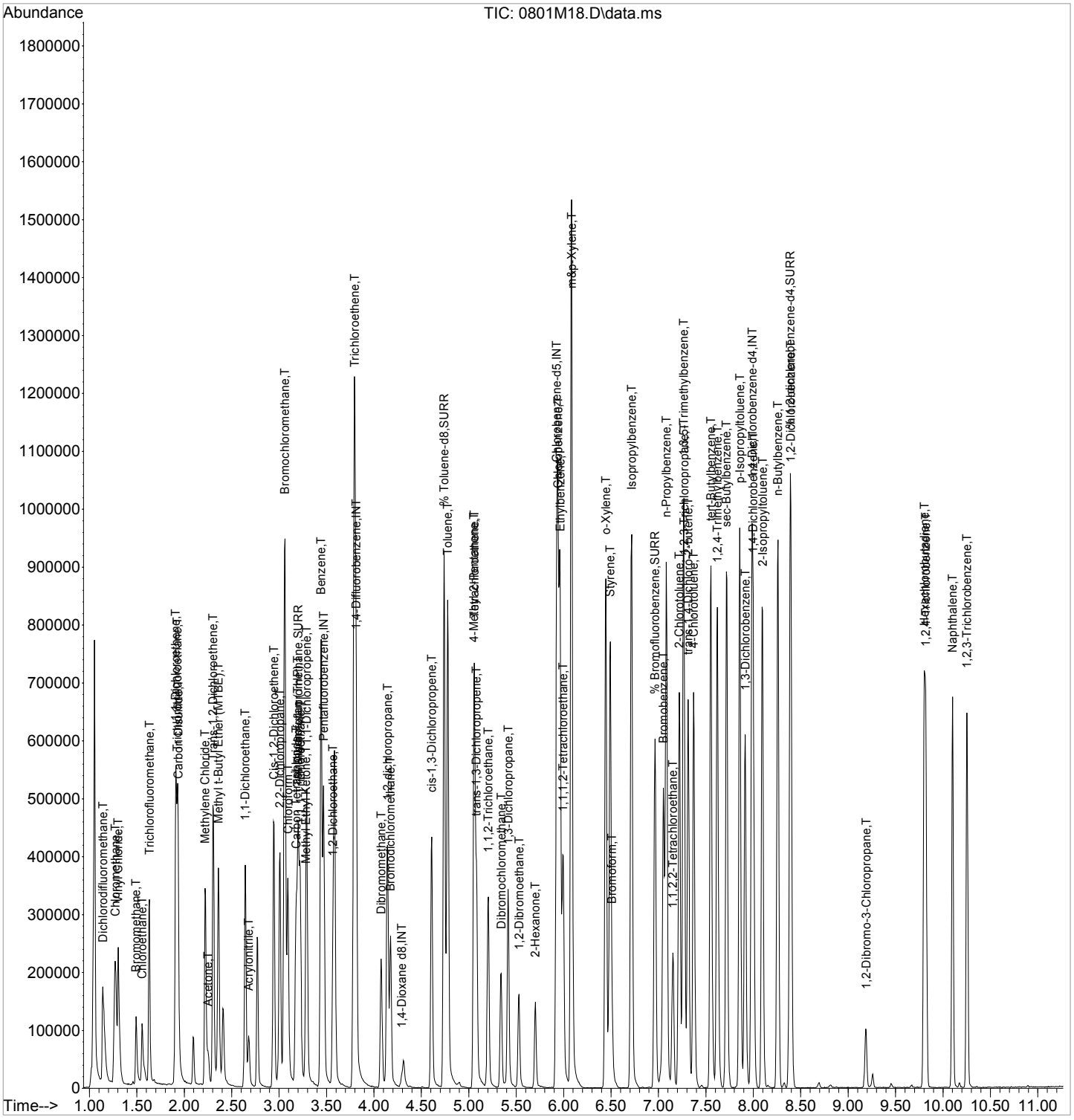

CLIENT ID

VOLATILE ORGANICS ANALYSIS DATA SHEET

BY76292 LCSD

Client: NETC Lab: Phoenix Env. Labs

SDG No.: GBY76292 Lab Sample ID: BY76292 LCSD

Sample wt/vol: 5 (g/mL) g Lab File ID: 0801M19.D

Level: (low/med/meth): Low Date Received: 08/01/17

% Moisture: n.a. Date Analyzed: 08/01/17

Instrument: CHEM18 Column: rtx-vms Dilution Factor: 1

Purge Volume 5000 (uL) pH: n.a. Soil Aliquot Vol: 5000 (uL)

Matrix: (soil/water) Soil CONCENTRATION UNITS: (ug/L or ug/Kg) ug/Kg

CAS NO.	COMPOUND	CONC.	Q	MDL/LOD	RL/PQL	R
75-71-8	Dichlorodifluoromethane	60		0.50	0.50	
74-87-3	Chloromethane	53		1.0	1.0	
75-01-4	Vinyl Chloride	54		0.50	0.50	
74-83-9	Bromomethane	51		2.0	2.0	
75-00-3	Chloroethane	54		0.50	0.50	
75-69-4	Trichlorofluoromethane	51		1.0	1.0	
75-35-4	1,1-Dichloroethene	60		0.50	0.50	
76-13-1	Trichlorotrifluoroethane	55		0.50	0.50	
75-15-0	Carbon Disulfide	57		1.0	1.0	r
75-09-2	Methylene Chloride	50		5.0	5.0	
67-64-1	Acetone	46		5.0	5.0	
156-60-5	Trans-1,2-Dichloroethene	57		0.50	0.50	
1634-04-4	Methyl t-Butyl Ether (MTBE)	55		1.0	1.0	
75-34-3	1,1-Dichloroethane	59		1.0	1.0	
107-13-1	Acrylonitrile	51		1.0	1.0	
156-59-2	Cis-1,2-Dichloroethene	57		0.50	0.50	
594-20-7	2,2-Dichloropropane	60		0.50	0.50	
74-97-5	Bromochloromethane	56		0.50	0.50	
67-66-3	Chloroform	55		0.50	0.50	
56-23-5	Carbon Tetrachloride	59		1.0	1.0	
109-99-9	Tetrahydrofuran (THF)	120		2.5	2.5	
71-55-6	1,1,1-Trichloroethane	58		0.50	0.50	
78-93-3	Methyl Ethyl Ketone	44		5.0	5.0	
563-58-6	1,1-Dichloropropene	58		0.50	0.50	
71-43-2	Benzene	56		0.50	0.50	
107-06-2	1,2-Dichloroethane	57		0.50	0.50	
79-01-6	Trichloroethene	57		0.50	0.50	
74-95-3	Dibromomethane	58		1.0	1.0	
78-87-5	1,2-dichloropropane	58		1.0	1.0	
75-27-4	Bromodichloromethane	60		1.0	1.0	
10061-01-5	cis-1,3-Dichloropropene	60		0.50	0.50	
108-88-3	Toluene	59		0.50	0.50	
108-10-1	4-Methyl-2-Pentanone	49		5.0	5.0	
127-18-4	Tetrachloroethene	59		1.0	1.0	
10061-02-6	trans-1,3-Dichloropropene	56		0.50	0.50	
79-00-5	1,1,2-Trichloroethane	57		1.0	1.0	

FORM I VOA

r=Result Reported U=Not Detected D=Reported Dilution E/J=Estimated Value X=Not Used S=Lab Solvent

CLIENT ID

VOLATILE ORGANICS ANALYSIS DATA SHEET

BY76292 LCSD

Client: NETC Lab: Phoenix Env. Labs

SDG No.: GBY76292 Lab Sample ID: BY76292 LCSD

Sample wt/vol: 5 (g/mL) g Lab File ID: 0801M19.D

Level: (low/med/meth): Low Date Received: 08/01/17

% Moisture: n.a. Date Analyzed: 08/01/17

Instrument: CHEM18 Column: rtx-vms Dilution Factor: 1

Purge Volume 5000 (uL) pH: n.a. Soil Aliquot Vol: 5000 (uL)

Matrix: (soil/water) Soil CONCENTRATION UNITS: (ug/L or ug/Kg) ug/Kg

CAS NO.	COMPOUND	CONC.	Q	MDL/LOD	RL/PQL	R
124-48-1	Dibromochloromethane	61		1.0	1.0	
142-28-9	1,3-Dichloropropane	54		1.0	1.0	
106-93-4	1,2-Dibromoethane	55		0.50	0.50	
591-78-6	2-Hexanone	45		5.0	5.0	
108-90-7	Chlorobenzene	56		0.50	0.50	
100-41-4	Ethylbenzene	56		0.50	0.50	
630-20-6	1,1,1,2-Tetrachloroethane	57		1.0	1.0	
179601-23-1	m&p-Xylene	110		1.0	1.0	
95-47-6	o-Xylene	56		1.0	1.0	
100-42-5	Styrene	53		0.50	0.50	
75-25-2	Bromoform	58		1.0	1.0	
98-82-8	Isopropylbenzene	58		0.50	0.50	
108-86-1	Bromobenzene	59		0.50	0.50	
103-65-1	n-Propylbenzene	58		1.0	1.0	
79-34-5	1,1,2,2-Tetrachloroethane	58		1.0	1.0	
95-49-8	2-Chlorotoluene	57		1.0	1.0	
108-67-8	1,3,5-Trimethylbenzene	56		0.50	0.50	
96-18-4	1,2,3-Trichloropropane	52		0.50	0.50	
110-57-6	trans-1,4-Dichloro-2-butene	260		2.5	2.5	
106-43-4	4-Chlorotoluene	56		0.50	0.50	
98-06-6	tert-Butylbenzene	58		0.50	0.50	
95-63-6	1,2,4-Trimethylbenzene	56		0.50	0.50	
135-98-8	sec-Butylbenzene	59		0.50	0.50	
99-87-6	p-Isopropyltoluene	58		0.50	0.50	
541-73-1	1,3-Dichlorobenzene	56		0.50	0.50	
106-46-7	1,4-Dichlorobenzene	57		0.50	0.50	
527-84-4	2-Isopropyltoluene	53		0.50	0.50	
104-51-8	n-Butylbenzene	60		0.50	0.50	
95-50-1	1,2-Dichlorobenzene	58		0.50	0.50	
96-12-8	1,2-Dibromo-3-Chloropropane	63		1.0	1.0	
87-68-3	Hexachlorobutadiene	61		0.50	0.50	
120-82-1	1,2,4-Trichlorobenzene	56		1.0	1.0	
91-20-3	Naphthalene	59		1.0	1.0	
87-61-6	1,2,3-Trichlorobenzene	57		1.0	1.0	

FORM I VOA

r=Result Reported U=Not Detected D=Reported Dilution E/J=Estimated Value X=Not Used S=Lab Solvent

Quantitation Report (Not Reviewed)

Data Path : H:\V2017\CHEM18\08AUG\080117\
Data File : 0801M19.D
Acq On : 1 Aug 2017 5:49 pm
Operator :
Client ID : BY76292 LCSD
Lab ID : BY76292 LCSD
ALS Vial : 1 Sample Multiplier: 1

Quant Time: Aug 01 19:03:16 2017
Quant Method : H:\V2017\CHEM18\METHODS\VT-M0801.M
Quant Title : VOA Standards for 5 point calibration
QLast Update : Tue Aug 01 15:39:08 2017
Response via : Initial Calibration

Compound	R.T.	QIon	Response	Conc	Units	Dev(Min)
Internal Standards						
1) Pentafluorobenzene	3.469	168	270192	50.000	ug/l	0.00
29) 1,4-Difluorobenzene	3.814	114	384851	50.000	ug/l	0.00
45) Chlorobenzene-d5	5.927	117	423103	50.000	ug/l	0.00
58) 1,4-Dichlorobenzene-d4	7.988	152	190202	50.000	ug/l	0.00
83) 1,4-Dioxane d8	4.290	96	13567	500.000	ug/l	0.00
System Monitoring Compounds						
27) % Dibromofluoromethane	3.202	192	23445	48.227	ug/l	0.00
Spiked Amount 50.000	Range 70 - 130		Recovery = 96.46%			
40) % Toluene-d8	4.740	98	503649	52.185	ug/l	0.00
Spiked Amount 50.000	Range 70 - 130		Recovery = 104.38%			
57) % Bromofluorobenzene	6.963	95	191467	50.559	ug/l	0.00
Spiked Amount 50.000	Range 70 - 130		Recovery = 101.12%			
59) % 1,2-dichlorobenzene-d4	8.391	152	178717	51.558	ug/l	0.00
Spiked Amount 50.000	Range 70 - 130		Recovery = 103.12%			
Target Compounds						Qvalue
2) Dichlorodifluoromethane	1.141	85	165591	60.418	ug/l	99
3) Chloromethane	1.272	50	252558	52.814	ug/l	99
4) Vinyl Chloride	1.304	62	179462	53.798	ug/l	100
5) Bromomethane	1.492	94	58637	51.407	ug/l	98
6) Chloroethane	1.555	64	75113	54.385	ug/l	98
7) Trichlorofluoromethane	1.633	101	163157	51.110	ug/l	100
8) 1,1-Dichloroethene	1.910	96	100147	60.101	ug/l	99
9) Trichlorotrifluoroethane	1.926	151	84312	54.822	ug/l	99
10) Carbon Disulfide	1.936	76	299843	57.016	ug/l	100
12) Methylene Chloride	2.224	84	92301	50.057	ug/l	97
13) Acetone	2.255	43	29142	46.043	ug/l	97
14) Trans-1,2-Dichloroethene	2.308	96	101019	56.941	ug/l	99
16) Methyl t-Butyl Ether (...	2.360	73	227393	55.442	ug/l	100
17) 1,1-Dichloroethane	2.643	63	267047	58.686	ug/l	98
18) Acrylonitrile	2.684	53	45492	50.989	ug/l	99
19) Cis-1,2-Dichloroethene	2.946	96	141994	57.292	ug/l	99
20) 2,2-Dichloropropane	3.009	77	184111	60.470	ug/l	100
21) Bromochloromethane	3.061	128	59216	56.194	ug/l	94
23) Chloroform	3.092	83	185096	54.757	ug/l	100
24) Carbon Tetrachloride	3.181	117	140640	59.014	ug/l	99
25) Tetrahydrofuran (THF)	3.202	42	83895	119.555	ug/l	96
26) 1,1,1-Trichloroethane	3.223	97	165108	58.055	ug/l	99
28) Methyl Ethyl Ketone	3.281	43	49610	44.493	ug/l	96
30) 1,1-Dichloropropene	3.291	75	165236	57.988	ug/l	99
31) Benzene	3.443	78	478185	55.910	ug/l	99
32) 1,2-Dichloroethane	3.568	62	135306	57.254	ug/l	100
34) Trichloroethene	3.798	130	133411	57.211	ug/l	99
35) Dibromomethane	4.076	93	65991	57.822	ug/l	99
36) 1,2-dichloropropane	4.144	63	139722	58.242	ug/l	99
37) Bromodichloromethane	4.175	83	129965	59.712	ug/l	100
38) cis-1,3-Dichloropropene	4.609	75	201717	59.633	ug/l	99
39) Toluene	4.776	92	295387	59.248	ug/l	99
41) 4-Methyl-2-Pentanone	5.054	43	115113	49.328	ug/l	99
42) Tetrachloroethene	5.059	164	118153	59.089	ug/l	99
43) trans-1,3-Dichloropropene	5.080	75	142958	56.479	ug/l	99
44) 1,1,2-Trichloroethane	5.205	97	95954	57.314	ug/l	99
46) Dibromochloromethane	5.341	129	99971	60.859	ug/l	98

Quantitation Report (Not Reviewed)

Data Path : H:\V2017\CHEM18\08AUG\080117\
Data File : 0801M19.D
Acq On : 1 Aug 2017 5:49 pm
Operator :
Client ID : BY76292 LCSD
Lab ID : BY76292 LCSD
ALS Vial : 1 Sample Multiplier: 1

Quant Time: Aug 01 19:03:16 2017
Quant Method : H:\V2017\CHEM18\METHODS\VT-M0801.M
Quant Title : VOA Standards for 5 point calibration
QLast Update : Tue Aug 01 15:39:08 2017
Response via : Initial Calibration

Compound	R.T.	QIon	Response	Conc	Units	Dev(Min)
47) 1,3-Dichloropropane	5.415	76	164074	53.803	ug/l	98
48) 1,2-Dibromoethane	5.530	107	105065	55.385	ug/l	98
49) 2-Hexanone	5.702	43	91403	44.693	ug/l	99
50) Chlorobenzene	5.943	112	328980	56.338	ug/l	99
51) Ethylbenzene	5.964	106	176348	56.131	ug/l	99
52) 1,1,1,2-Tetrachloroethane	5.995	131	99378	57.271	ug/l	99
53) m&p-Xylene	6.084	106	421051	109.165	ug/l	99
54) o-Xylene	6.445	106	233103	56.293	ug/l	99
55) Styrene	6.492	104	349528	53.155	ug/l	99
56) Bromoform	6.513	173	48439	57.725	ug/l	98
60) Isopropylbenzene	6.717	120	172357	58.478	ug/l	99
61) Bromobenzene	7.052	156	146405	58.609	ug/l	99
62) n-Propylbenzene	7.083	120	164228	58.376	ug/l	100
63) 1,1,2,2-Tetrachloroethane	7.151	83	108889	58.181	ug/l	98
64) 2-Chlorotoluene	7.219	126	137769	56.895	ug/l	99
65) 1,3,5-Trimethylbenzene	7.266	105	432956	56.434	ug/l	100
66) 1,2,3-Trichloropropane	7.271	75	77007	52.221	ug/l	99
67) trans-1,4-Dichloro-2-b...	7.313	75	152753	258.725	ug/l	98
68) 4-Chlorotoluene	7.371	126	134504	55.721	ug/l	100
69) tert-Butylbenzene	7.554	119	427129	57.638	ug/l	100
70) 1,2,4-Trimethylbenzene	7.622	105	440758	55.659	ug/l	100
71) sec-Butylbenzene	7.721	105	610012	59.261	ug/l	100
72) p-Isopropyltoluene	7.857	119	542905	58.309	ug/l	100
73) 1,3-Dichlorobenzene	7.915	146	260215	55.771	ug/l	100
74) 1,4-Dichlorobenzene	7.998	146	243925	57.336	ug/l	99
75) 2-Isopropyltoluene	8.092	119	470204	53.358	ug/l	100
76) n-Butylbenzene	8.260	91	484210	60.471	ug/l	100
77) 1,2-Dichlorobenzene	8.396	146	232093	57.973	ug/l	100
78) 1,2-Dibromo-3-Chloropr...	9.186	155	23706	62.648	ug/l	98
79) Hexachlorobutadiene	9.803	225	109436	61.407	ug/l	99
80) 1,2,4-Trichlorobenzene	9.818	180	169357	55.542	ug/l	99
81) Naphthalene	10.101	128	449595	58.748	ug/l	100
82) 1,2,3-Trichlorobenzene	10.253	180	172999	57.373	ug/l	100

(#)out of range (m)manual integration reviewed by analyst (+)signals summed

Quantitation Report (Not Reviewed)

Data Path : H:\V2017\CHEM18\08AUG\080117\
Data File : 0801M19.D
Acq On : 1 Aug 2017 5:49 pm
Operator :
Client ID : BY76292 LCSD
Lab ID : BY76292 LCSD
ALS Vial : 1 Sample Multiplier: 1

Quant Time: Aug 01 19:03:16 2017
Quant Method : H:\V2017\CHEM18\METHODS\VT-M0801.M
Quant Title : VOA Standards for 5 point calibration
QLast Update : Tue Aug 01 15:39:08 2017
Response via : Initial Calibration

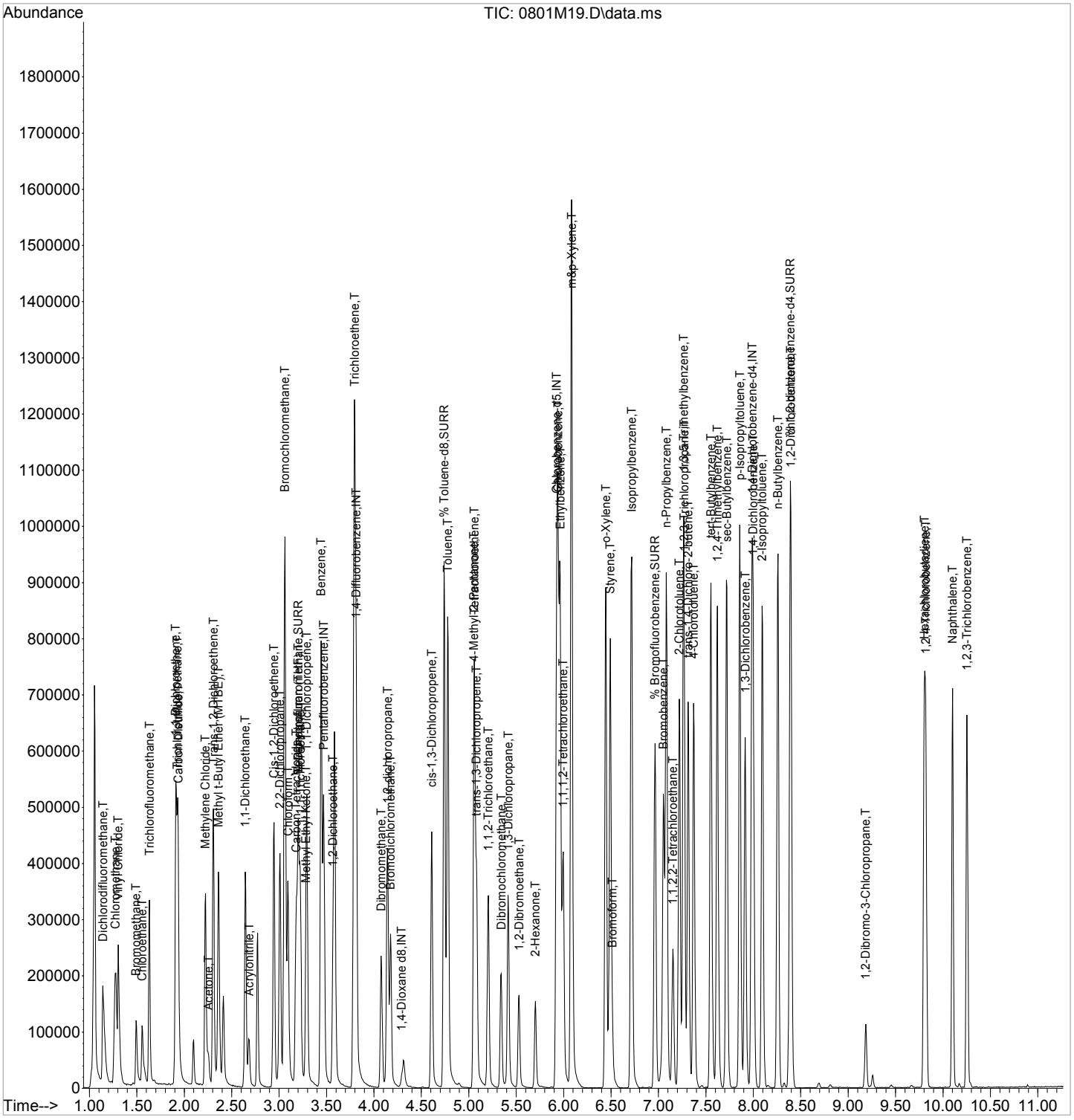

CLIENT ID

VOLATILE ORGANICS ANALYSIS DATA SHEET

Client:	NETC		Lab:	Phoenix Env. Labs	G CREEK STG BLD MS
SDG No.:	GBY76292			Lab Sample ID:	BY76292 MS 50X
Sample wt/vol:	10 (g/mL)	g		Lab File ID:	0801M44.D
Level: (low/med/meth):	Meth			Date Received:	08/01/17
% Moisture:	44			Date Analyzed:	08/02/17
Instrument:	CHEM18	Column: rtx-vms		Dilution Factor:	50
Soil Extract Volume	10000 (uL)	pH: n.a.		Soil Aliquot Vol:	100 (uL)
Matrix: (soil/water)	Soil			CONCENTRATION UNITS: (ug/L or ug/Kg)	ug/Kg

CAS NO.	COMPOUND	CONC.	Q	MDL/LOD	RL/PQL	R
75-71-8	Dichlorodifluoromethane	11000		99	99	
74-87-3	Chloromethane	10000		200	200	
75-01-4	Vinyl Chloride	11000		99	99	
74-83-9	Bromomethane	7100		390	390	
75-00-3	Chloroethane	3000		99	99	
75-69-4	Trichlorofluoromethane	2500		200	200	
75-35-4	1,1-Dichloroethene	10000		99	99	
76-13-1	Trichlorotrifluoroethane	9700		99	99	
75-15-0	Carbon Disulfide	10000		200	200	r
75-09-2	Methylene Chloride	9400		990	990	
67-64-1	Acetone	8400		990	990	
156-60-5	Trans-1,2-Dichloroethene	11000		99	99	
1634-04-4	Methyl t-Butyl Ether (MTBE)	11000		200	200	
75-34-3	1,1-Dichloroethane	11000		200	200	
107-13-1	Acrylonitrile	9700		200	200	
156-59-2	Cis-1,2-Dichloroethene	11000		99	99	
594-20-7	2,2-Dichloropropane	11000		99	99	
74-97-5	Bromochloromethane	11000		99	99	
67-66-3	Chloroform	9600		99	99	
56-23-5	Carbon Tetrachloride	10000		200	200	
109-99-9	Tetrahydrofuran (THF)	22000		490	490	
71-55-6	1,1,1-Trichloroethane	11000		99	99	
78-93-3	Methyl Ethyl Ketone	8700		990	990	
563-58-6	1,1-Dichloropropene	11000		99	99	
71-43-2	Benzene	11000		99	99	
107-06-2	1,2-Dichloroethane	11000		99	99	
79-01-6	Trichloroethene	11000		99	99	
74-95-3	Dibromomethane	11000		200	200	
78-87-5	1,2-dichloropropane	11000		200	200	
75-27-4	Bromodichloromethane	11000		200	200	
10061-01-5	cis-1,3-Dichloropropene	11000		99	99	
108-88-3	Toluene	12000		99	99	
108-10-1	4-Methyl-2-Pentanone	9300		990	990	
127-18-4	Tetrachloroethene	11000		200	200	
10061-02-6	trans-1,3-Dichloropropene	11000		99	99	
79-00-5	1,1,2-Trichloroethane	11000		200	200	

FORM I VOA

r=Result Reported U=Not Detected D=Reported Dilution E/J=Estimated Value X=Not Used S=Lab Solvent

CLIENT ID

VOLATILE ORGANICS ANALYSIS DATA SHEET

G CREEK STG BLD MS

Client: NETC Lab: Phoenix Env. Labs

SDG No.: GBY76292 Lab Sample ID: BY76292 MS 50X

Sample wt/vol: 10 (g/mL) g Lab File ID: 0801M44.D

Level: (low/med/meth): Meth Date Received: 08/01/17

% Moisture: 44 Date Analyzed: 08/02/17

Instrument: CHEM18 Column: rtx-vms Dilution Factor: 50

Soil Extract Volume 10000 (uL) pH: n.a. Soil Aliquot Vol: 100 (uL)

Matrix: (soil/water) Soil CONCENTRATION UNITS: (ug/L or ug/Kg) ug/Kg

CAS NO.	COMPOUND	CONC.	Q	MDL/LOD	RL/PQL	R
124-48-1	Dibromochloromethane	10000		200	200	
142-28-9	1,3-Dichloropropane	11000		200	200	
106-93-4	1,2-Dibromoethane	11000		99	99	
591-78-6	2-Hexanone	8700		990	990	
108-90-7	Chlorobenzene	11000		99	99	
100-41-4	Ethylbenzene	11000		99	99	
630-20-6	1,1,1,2-Tetrachloroethane	11000		200	200	
179601-23-1	m&p-Xylene	22000		200	200	
95-47-6	o-Xylene	11000		200	200	
100-42-5	Styrene	10000		99	99	
75-25-2	Bromoform	8900		200	200	
98-82-8	Isopropylbenzene	11000		99	99	
108-86-1	Bromobenzene	12000		99	99	
103-65-1	n-Propylbenzene	11000		200	200	
79-34-5	1,1,2,2-Tetrachloroethane	11000		200	200	
95-49-8	2-Chlorotoluene	11000		200	200	
108-67-8	1,3,5-Trimethylbenzene	11000		99	99	
96-18-4	1,2,3-Trichloropropane	10000		99	99	
110-57-6	trans-1,4-Dichloro-2-butene	45000		490	490	
106-43-4	4-Chlorotoluene	11000		99	99	
98-06-6	tert-Butylbenzene	11000		99	99	
95-63-6	1,2,4-Trimethylbenzene	11000		99	99	
135-98-8	sec-Butylbenzene	12000		99	99	
99-87-6	p-Isopropyltoluene	12000		99	99	
541-73-1	1,3-Dichlorobenzene	11000		99	99	
106-46-7	1,4-Dichlorobenzene	11000		99	99	
527-84-4	2-Isopropyltoluene	10000		99	99	
104-51-8	n-Butylbenzene	12000		99	99	
95-50-1	1,2-Dichlorobenzene	11000		99	99	
96-12-8	1,2-Dibromo-3-Chloropropane	10000		200	200	
87-68-3	Hexachlorobutadiene	11000		99	99	
120-82-1	1,2,4-Trichlorobenzene	9900		200	200	
91-20-3	Naphthalene	11000		200	200	
87-61-6	1,2,3-Trichlorobenzene	10000		200	200	

FORM I VOA

r=Result Reported U=Not Detected D=Reported Dilution E/J=Estimated Value X=Not Used S=Lab Solvent

Quantitation Report (QT Reviewed)

Data Path : H:\V2017\CHEM18\08AUG\080117\
Data File : 0801M44.D
Acq On : 2 Aug 2017 3:03 am
Operator :
Client ID : G CREEK STG BLD MS
Lab ID : BY76292 MS 50X
ALS Vial : 1 Sample Multiplier: 1

Quant Time: Aug 02 08:25:23 2017
Quant Method : H:\V2017\CHEM18\Methods\VT-M0801.M
Quant Title : VOA Standards for 5 point calibration
QLast Update : Tue Aug 01 15:39:08 2017
Response via : Initial Calibration

Compound	R.T.	QIon	Response	Conc	Units	Dev(Min)
Internal Standards						
1) Pentafluorobenzene	3.469	168	269170	50.000	ug/l	0.00
29) 1,4-Difluorobenzene	3.809	114	380391	50.000	ug/l	0.00
45) Chlorobenzene-d5	5.927	117	401179	50.000	ug/l	0.00
58) 1,4-Dichlorobenzene-d4	7.988	152	184107	50.000	ug/l	0.00
83) 1,4-Dioxane d8	4.300	96	13779	500.000	ug/l	0.00
System Monitoring Compounds						
27) % Dibromofluoromethane	3.202	192	22798	47.075	ug/l	0.00
Spiked Amount 50.000	Range 70 - 130		Recovery = 94.14%			
40) % Toluene-d8	4.740	98	495371	51.929	ug/l	0.00
Spiked Amount 50.000	Range 70 - 130		Recovery = 103.86%			
57) % Bromofluorobenzene	6.963	95	182618	50.858	ug/l	0.00
Spiked Amount 50.000	Range 70 - 130		Recovery = 101.72%			
59) % 1,2-dichlorobenzene-d4	8.385	152	171507	51.116	ug/l	0.00
Spiked Amount 50.000	Range 70 - 130		Recovery = 102.24%			
Target Compounds						Qvalue
2) Dichlorodifluoromethane	1.147	85	156576	57.346	ug/l	99
3) Chloromethane	1.272	50	242545	50.913	ug/l	99
4) Vinyl Chloride	1.314	62	183783	55.303	ug/l	98
5) Bromomethane	1.492	94	40671	35.792	ug/l	97
6) Chloroethane	1.544	64	20954	15.229	ug/l	94
7) Trichlorofluoromethane	1.602	101	40639	12.779	ug/l	98
8) 1,1-Dichloroethene	1.895	96	87474	52.695	ug/l	97
9) Trichlorotrifluoroethane	1.910	151	75393	49.209	ug/l	98
10) Carbon Disulfide	1.921	76	274794	52.451	ug/l	99
12) Methylene Chloride	2.214	84	87058	47.393	ug/l	96
13) Acetone	2.261	43	26884	42.637	ug/l	97
14) Trans-1,2-Dichloroethene	2.297	96	95955	54.292	ug/l	99
16) Methyl t-Butyl Ether (...	2.365	73	221937	54.317	ug/l	98
17) 1,1-Dichloroethane	2.637	63	259447	57.232	ug/l	100
18) Acrylonitrile	2.684	53	43668	49.131	ug/l	99
19) Cis-1,2-Dichloroethene	2.941	96	136890	55.443	ug/l	99
20) 2,2-Dichloropropane	3.003	77	171120	56.416	ug/l	98
21) Bromochloromethane	3.061	128	56294	53.624	ug/l#	84
23) Chloroform	3.092	83	163618	48.587	ug/l	93
24) Carbon Tetrachloride	3.176	117	120489	50.750	ug/l	99
25) Tetrahydrofuran (THF)	3.202	42	78863	112.811	ug/l	94
26) 1,1,1-Trichloroethane	3.218	97	157567	55.614	ug/l	99
28) Methyl Ethyl Ketone	3.281	43	49075	44.180	ug/l	98
30) 1,1-Dichloropropene	3.286	75	161680	57.405	ug/l	99
31) Benzene	3.437	78	469160	55.498	ug/l	99
32) 1,2-Dichloroethane	3.568	62	129350	55.375	ug/l	99
34) Trichloroethene	3.793	130	131301	56.967	ug/l	100
35) Dibromomethane	4.076	93	63532	56.320	ug/l	99
36) 1,2-dichloropropane	4.138	63	137066	57.805	ug/l	100
37) Bromodichloromethane	4.175	83	115542	53.707	ug/l	100
38) cis-1,3-Dichloropropene	4.609	75	187919	56.206	ug/l	98
39) Toluene	4.776	92	291707	59.196	ug/l	99
41) 4-Methyl-2-Pentanone	5.054	43	108440	47.013	ug/l	98
42) Tetrachloroethene	5.059	164	114182	57.773	ug/l	98
43) trans-1,3-Dichloropropene	5.080	75	134101	53.601	ug/l	99
44) 1,1,2-Trichloroethane	5.205	97	91221	55.126	ug/l	99
46) Dibromochloromethane	5.341	129	82824	53.175	ug/l	99

Data Path : H:\V2017\CHEM18\08AUG\080117\
Data File : 0801M44.D
Acq On : 2 Aug 2017 3:03 am
Operator :
Client ID : G CREEK STG BLD MS
Lab ID : BY76292 MS 50X
ALS Vial : 1 Sample Multiplier: 1

Quant Time: Aug 02 08:25:23 2017
Quant Method : H:\V2017\CHEM18\Methods\VT-M0801.M
Quant Title : VOA Standards for 5 point calibration
QLast Update : Tue Aug 01 15:39:08 2017
Response via : Initial Calibration

Compound	R.T.	QIon	Response	Conc	Units	Dev(Min)
47) 1,3-Dichloropropane	5.415	76	158266	54.734	ug/l	99
48) 1,2-Dibromoethane	5.530	107	98345	54.676	ug/l	97
49) 2-Hexanone	5.702	43	85447	44.064	ug/l	100
50) Chlorobenzene	5.943	112	309748	55.943	ug/l	98
51) Ethylbenzene	5.964	106	170083	57.095	ug/l	98
52) 1,1,1,2-Tetrachloroethane	5.995	131	88939	54.056	ug/l	99
53) m&p-Xylene	6.084	106	403996	110.468	ug/l	98
54) o-Xylene	6.445	106	220787	56.233	ug/l	98
55) Styrene	6.492	104	331313	53.138	ug/l	99
56) Bromoform	6.513	173	35780	44.970	ug/l	98
60) Isopropylbenzene	6.717	120	162669	57.018	ug/l	100
61) Bromobenzene	7.052	156	142845	59.077	ug/l	97
62) n-Propylbenzene	7.083	120	156734	57.556	ug/l	98
63) 1,1,2,2-Tetrachloroethane	7.151	83	103320	57.033	ug/l	99
64) 2-Chlorotoluene	7.219	126	133922	57.137	ug/l	99
65) 1,3,5-Trimethylbenzene	7.266	105	421562	56.768	ug/l	100
66) 1,2,3-Trichloropropane	7.271	75	73451	51.458	ug/l	95
67) trans-1,4-Dichloro-2-b...	7.313	75	130062	227.585	ug/l	99
68) 4-Chlorotoluene	7.371	126	130407	55.812	ug/l	98
69) tert-Butylbenzene	7.554	119	411878	57.420	ug/l	99
70) 1,2,4-Trimethylbenzene	7.622	105	424851	55.426	ug/l	100
71) sec-Butylbenzene	7.716	105	588149	59.028	ug/l	100
72) p-Isopropyltoluene	7.857	119	525283	58.284	ug/l	100
73) 1,3-Dichlorobenzene	7.915	146	244717	54.186	ug/l	99
74) 1,4-Dichlorobenzene	7.998	146	229903	55.829	ug/l	99
75) 2-Isopropyltoluene	8.092	119	448767	52.612	ug/l	99
76) n-Butylbenzene	8.260	91	456646	58.917	ug/l	99
77) 1,2-Dichlorobenzene	8.396	146	219970	56.763	ug/l	99
78) 1,2-Dibromo-3-Chloropr...	9.185	155	19040	51.983	ug/l	96
79) Hexachlorobutadiene	9.803	225	94198	54.607	ug/l	100
80) 1,2,4-Trichlorobenzene	9.818	180	148705	50.383	ug/l	99
81) Naphthalene	10.101	128	403804	54.511	ug/l	99
82) 1,2,3-Trichlorobenzene	10.252	180	151898	52.043	ug/l	98

(#)out of range (m)manual integration reviewed by analyst (+)signals summed

Quantitation Report (QT Reviewed)

Data Path : H:\V2017\CHEM18\08AUG\080117\
Data File : 0801M44.D
Acq On : 2 Aug 2017 3:03 am
Operator :
Client ID : G CREEK STG BLD MS
Lab ID : BY76292 MS 50X
ALS Vial : 1 Sample Multiplier: 1

Quant Time: Aug 02 08:25:23 2017
Quant Method : H:\V2017\CHEM18\Methods\VT-M0801.M
Quant Title : VOA Standards for 5 point calibration
QLast Update : Tue Aug 01 15:39:08 2017
Response via : Initial Calibration

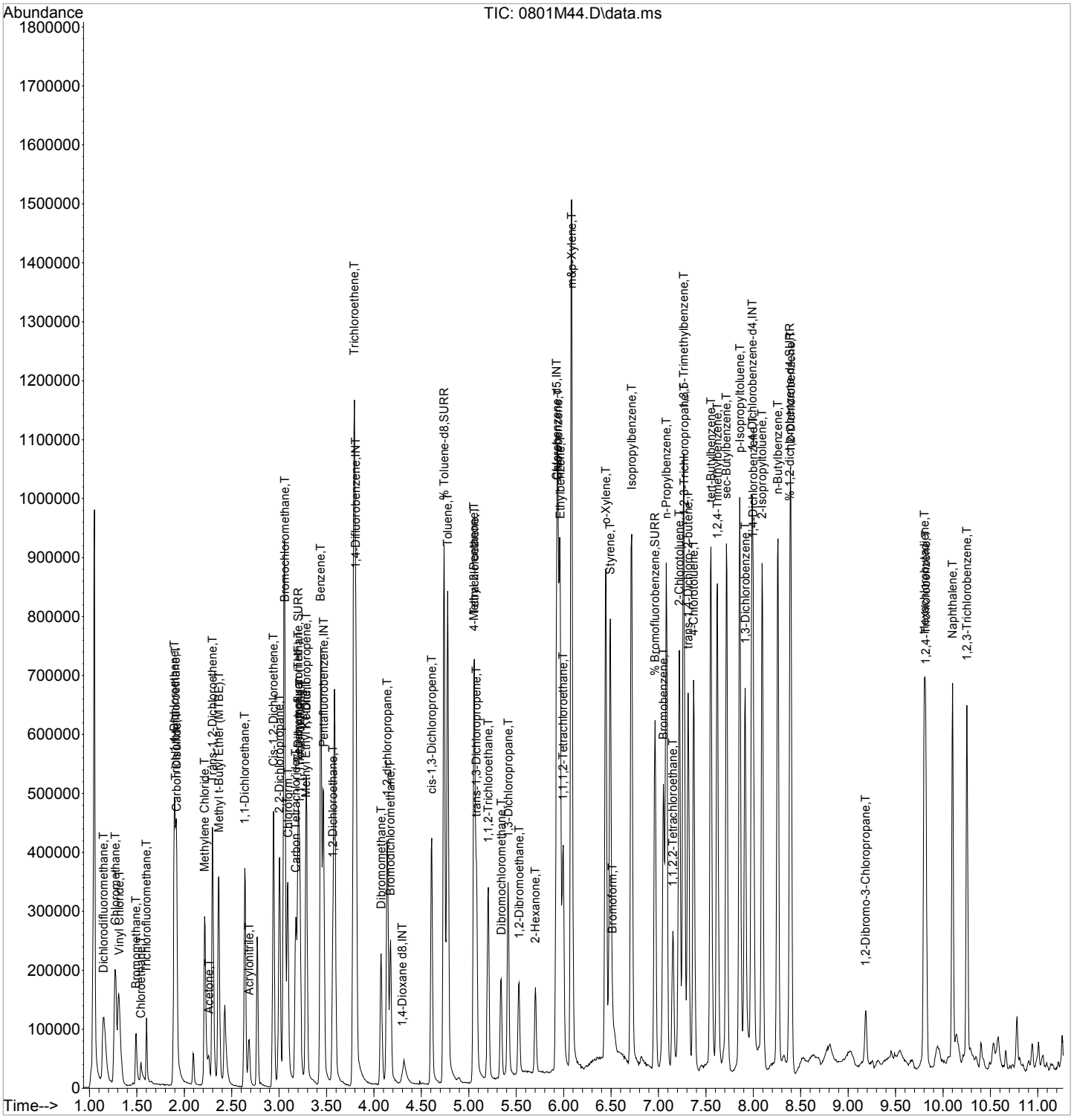

CLIENT ID

VOLATILE ORGANICS ANALYSIS DATA SHEET

Client:	NETC		Lab:	Phoenix Env. Labs	G CREEK STG BLD MSD
SDG No.:	GBY76292			Lab Sample ID:	BY76292 MSD 50X
Sample wt/vol:	10 (g/mL)	g		Lab File ID:	0801M45.D
Level: (low/med/meth):	Meth			Date Received:	08/01/17
% Moisture:	44			Date Analyzed:	08/02/17
Instrument:	CHEM18	Column: rtx-vms		Dilution Factor:	50
Soil Extract Volume	10000 (uL)	pH: n.a.		Soil Aliquot Vol:	100 (uL)
Matrix: (soil/water)	Soil			CONCENTRATION UNITS: (ug/L or ug/Kg)	ug/Kg

CAS NO.	COMPOUND	CONC.	Q	MDL/LOD	RL/PQL	R
75-71-8	Dichlorodifluoromethane	11000		99	99	
74-87-3	Chloromethane	10000		200	200	
75-01-4	Vinyl Chloride	11000		99	99	
74-83-9	Bromomethane	7300		390	390	
75-00-3	Chloroethane	2900		99	99	
75-69-4	Trichlorofluoromethane	2600		200	200	
75-35-4	1,1-Dichloroethene	11000		99	99	
76-13-1	Trichlorotrifluoroethane	10000		99	99	
75-15-0	Carbon Disulfide	11000		200	200	r
75-09-2	Methylene Chloride	9400		990	990	
67-64-1	Acetone	8100		990	990	
156-60-5	Trans-1,2-Dichloroethene	11000		99	99	
1634-04-4	Methyl t-Butyl Ether (MTBE)	11000		200	200	
75-34-3	1,1-Dichloroethane	11000		200	200	
107-13-1	Acrylonitrile	9600		200	200	
156-59-2	Cis-1,2-Dichloroethene	11000		99	99	
594-20-7	2,2-Dichloropropane	11000		99	99	
74-97-5	Bromochloromethane	11000		99	99	
67-66-3	Chloroform	9700		99	99	
56-23-5	Carbon Tetrachloride	10000		200	200	
109-99-9	Tetrahydrofuran (THF)	22000		490	490	
71-55-6	1,1,1-Trichloroethane	11000		99	99	
78-93-3	Methyl Ethyl Ketone	8400		990	990	
563-58-6	1,1-Dichloropropene	11000		99	99	
71-43-2	Benzene	11000		99	99	
107-06-2	1,2-Dichloroethane	11000		99	99	
79-01-6	Trichloroethene	11000		99	99	
74-95-3	Dibromomethane	11000		200	200	
78-87-5	1,2-dichloropropane	12000		200	200	
75-27-4	Bromodichloromethane	11000		200	200	
10061-01-5	cis-1,3-Dichloropropene	11000		99	99	
108-88-3	Toluene	12000		99	99	
108-10-1	4-Methyl-2-Pentanone	9100		990	990	
127-18-4	Tetrachloroethene	12000		200	200	
10061-02-6	trans-1,3-Dichloropropene	11000		99	99	
79-00-5	1,1,2-Trichloroethane	11000		200	200	

FORM I VOA

r=Result Reported U=Not Detected D=Reported Dilution E/J=Estimated Value X=Not Used S=Lab Solvent

CLIENT ID

VOLATILE ORGANICS ANALYSIS DATA SHEET

Client:	NETC		Lab:	Phoenix Env. Labs	G CREEK STG BLD MSD
SDG No.:	GBY76292			Lab Sample ID:	BY76292 MSD 50X
Sample wt/vol:	10 (g/mL) g			Lab File ID:	0801M45.D
Level: (low/med/meth):	Meth			Date Received:	08/01/17
% Moisture:	44			Date Analyzed:	08/02/17
Instrument:	CHEM18	Column: rtx-vms		Dilution Factor:	50
Soil Extract Volume	10000 (uL)	pH: n.a.		Soil Aliquot Vol:	100 (uL)
Matrix: (soil/water)	Soil			CONCENTRATION UNITS: (ug/L or ug/Kg)	ug/Kg

CAS NO.	COMPOUND	CONC.	Q	MDL/LOD	RL/PQL	R
124-48-1	Dibromochloromethane	10000		200	200	
142-28-9	1,3-Dichloropropane	10000		200	200	
106-93-4	1,2-Dibromoethane	11000		99	99	
591-78-6	2-Hexanone	8100		990	990	
108-90-7	Chlorobenzene	11000		99	99	
100-41-4	Ethylbenzene	11000		99	99	
630-20-6	1,1,1,2-Tetrachloroethane	11000		200	200	
179601-23-1	m&p-Xylene	21000		200	200	
95-47-6	o-Xylene	11000		200	200	
100-42-5	Styrene	10000		99	99	
75-25-2	Bromoform	9000		200	200	
98-82-8	Isopropylbenzene	11000		99	99	
108-86-1	Bromobenzene	11000		99	99	
103-65-1	n-Propylbenzene	11000		200	200	
79-34-5	1,1,2,2-Tetrachloroethane	11000		200	200	
95-49-8	2-Chlorotoluene	11000		200	200	
108-67-8	1,3,5-Trimethylbenzene	11000		99	99	
96-18-4	1,2,3-Trichloropropane	9800		99	99	
110-57-6	trans-1,4-Dichloro-2-butene	45000		490	490	
106-43-4	4-Chlorotoluene	11000		99	99	
98-06-6	tert-Butylbenzene	11000		99	99	
95-63-6	1,2,4-Trimethylbenzene	11000		99	99	
135-98-8	sec-Butylbenzene	12000		99	99	
99-87-6	p-Isopropyltoluene	11000		99	99	
541-73-1	1,3-Dichlorobenzene	11000		99	99	
106-46-7	1,4-Dichlorobenzene	11000		99	99	
527-84-4	2-Isopropyltoluene	10000		99	99	
104-51-8	n-Butylbenzene	11000		99	99	
95-50-1	1,2-Dichlorobenzene	11000		99	99	
96-12-8	1,2-Dibromo-3-Chloropropane	11000		200	200	
87-68-3	Hexachlorobutadiene	11000		99	99	
120-82-1	1,2,4-Trichlorobenzene	10000		200	200	
91-20-3	Naphthalene	11000		200	200	
87-61-6	1,2,3-Trichlorobenzene	11000		200	200	

FORM I VOA

r=Result Reported U=Not Detected D=Reported Dilution E/J=Estimated Value X=Not Used S=Lab Solvent

Quantitation Report (QT Reviewed)

Data Path : H:\V2017\CHEM18\08AUG\080117\
Data File : 0801M45.D
Acq On : 2 Aug 2017 3:24 am
Operator :
Client ID : G CREEK STG BLD MSD
Lab ID : BY76292 MSD 50X
ALS Vial : 1 Sample Multiplier: 1

Quant Time: Aug 02 08:25:25 2017
Quant Method : H:\V2017\CHEM18\Methods\VT-M0801.M
Quant Title : VOA Standards for 5 point calibration
QLast Update : Tue Aug 01 15:39:08 2017
Response via : Initial Calibration

Compound	R.T.	QIon	Response	Conc	Units	Dev(Min)
Internal Standards						
1) Pentafluorobenzene	3.469	168	267195	50.000	ug/l	0.00
29) 1,4-Difluorobenzene	3.809	114	379046	50.000	ug/l	0.00
45) Chlorobenzene-d5	5.927	117	413955	50.000	ug/l	0.00
58) 1,4-Dichlorobenzene-d4	7.982	152	188338	50.000	ug/l	0.00
83) 1,4-Dioxane d8	4.300	96	13128	500.000	ug/l	0.00
System Monitoring Compounds						
27) % Dibromofluoromethane	3.202	192	22472	46.744	ug/l	0.00
Spiked Amount 50.000	Range 70 - 130		Recovery = 93.48%			
40) % Toluene-d8	4.740	98	499027	52.498	ug/l	0.00
Spiked Amount 50.000	Range 70 - 130		Recovery = 105.00%			
57) % Bromofluorobenzene	6.963	95	187055	50.485	ug/l	0.00
Spiked Amount 50.000	Range 70 - 130		Recovery = 100.98%			
59) % 1,2-dichlorobenzene-d4	8.390	152	176167	51.325	ug/l	0.00
Spiked Amount 50.000	Range 70 - 130		Recovery = 102.66%			
Target Compounds						Qvalue
2) Dichlorodifluoromethane	1.152	85	155565	57.397	ug/l	99
3) Chloromethane	1.272	50	240018	50.755	ug/l	99
4) Vinyl Chloride	1.314	62	180840	54.819	ug/l	99
5) Bromomethane	1.492	94	41664	36.937	ug/l	100
6) Chloroethane	1.544	64	20187	14.780	ug/l	94
7) Trichlorofluoromethane	1.602	101	41299	13.082	ug/l	99
8) 1,1-Dichloroethene	1.895	96	87973	53.387	ug/l	99
9) Trichlorotrifluoroethane	1.910	151	76854	50.533	ug/l	98
10) Carbon Disulfide	1.921	76	280203	53.879	ug/l	100
12) Methylene Chloride	2.219	84	86576	47.479	ug/l	97
13) Acetone	2.261	43	25718	41.089	ug/l	96
14) Trans-1,2-Dichloroethene	2.297	96	96575	55.047	ug/l	99
16) Methyl t-Butyl Ether (...	2.365	73	219699	54.167	ug/l	99
17) 1,1-Dichloroethane	2.637	63	255063	56.681	ug/l	99
18) Acrylonitrile	2.684	53	42767	48.473	ug/l	99
19) Cis-1,2-Dichloroethene	2.941	96	135381	55.237	ug/l	100
20) 2,2-Dichloropropane	3.003	77	172926	57.433	ug/l	99
21) Bromochloromethane	3.061	128	55915	53.656	ug/l#	85
23) Chloroform	3.092	83	163609	48.943	ug/l	95
24) Carbon Tetrachloride	3.176	117	121011	51.347	ug/l	98
25) Tetrahydrofuran (THF)	3.202	42	76333	109.999	ug/l	91
26) 1,1,1-Trichloroethane	3.218	97	156140	55.517	ug/l	98
28) Methyl Ethyl Ketone	3.281	43	46718	42.369	ug/l	98
30) 1,1-Dichloropropene	3.286	75	161186	57.433	ug/l	100
31) Benzene	3.437	78	466415	55.369	ug/l	100
32) 1,2-Dichloroethane	3.568	62	128773	55.324	ug/l	99
34) Trichloroethene	3.793	130	130103	56.647	ug/l	100
35) Dibromomethane	4.075	93	62287	55.413	ug/l	100
36) 1,2-dichloropropane	4.138	63	138047	58.425	ug/l	99
37) Bromodichloromethane	4.175	83	117344	54.739	ug/l	97
38) cis-1,3-Dichloropropene	4.609	75	189060	56.747	ug/l	96
39) Toluene	4.776	92	291080	59.278	ug/l	100
41) 4-Methyl-2-Pentanone	5.054	43	105774	46.020	ug/l	99
42) Tetrachloroethene	5.059	164	115004	58.395	ug/l	99
43) trans-1,3-Dichloropropene	5.080	75	133538	53.565	ug/l	99
44) 1,1,2-Trichloroethane	5.205	97	91220	55.321	ug/l	99
46) Dibromochloromethane	5.341	129	85019	52.900	ug/l	100

Quantitation Report (QT Reviewed)

Data Path : H:\V2017\CHEM18\08AUG\080117\
Data File : 0801M45.D
Acq On : 2 Aug 2017 3:24 am
Operator :
Client ID : G CREEK STG BLD MSD
Lab ID : BY76292 MSD 50X
ALS Vial : 1 Sample Multiplier: 1

Quant Time: Aug 02 08:25:25 2017
Quant Method : H:\V2017\CHEM18\Methods\VT-M0801.M
Quant Title : VOA Standards for 5 point calibration
QLast Update : Tue Aug 01 15:39:08 2017
Response via : Initial Calibration

Compound	R.T.	QIon	Response	Conc	Units	Dev(Min)
47) 1,3-Dichloropropane	5.414	76	158259	53.043	ug/l	100
48) 1,2-Dibromoethane	5.530	107	98996	53.339	ug/l	98
49) 2-Hexanone	5.702	43	82551	41.257	ug/l	98
50) Chlorobenzene	5.943	112	318819	55.804	ug/l	99
51) Ethylbenzene	5.964	106	172830	56.227	ug/l	96
52) 1,1,1,2-Tetrachloroethane	5.995	131	91716	54.023	ug/l	99
53) m&p-Xylene	6.084	106	406459	107.711	ug/l	99
54) o-Xylene	6.445	106	229368	56.615	ug/l	98
55) Styrene	6.492	104	337990	52.536	ug/l	100
56) Bromoform	6.508	173	37441	45.605	ug/l	98
60) Isopropylbenzene	6.717	120	166796	57.151	ug/l	99
61) Bromobenzene	7.052	156	140940	56.980	ug/l	99
62) n-Propylbenzene	7.083	120	158766	56.993	ug/l	99
63) 1,1,2,2-Tetrachloroethane	7.151	83	101333	54.680	ug/l	96
64) 2-Chlorotoluene	7.219	126	132811	55.391	ug/l	99
65) 1,3,5-Trimethylbenzene	7.266	105	425338	55.989	ug/l	100
66) 1,2,3-Trichloropropane	7.271	75	72639	49.746	ug/l	97
67) trans-1,4-Dichloro-2-b...	7.313	75	132442	226.543	ug/l	98
68) 4-Chlorotoluene	7.371	126	130703	54.682	ug/l	98
69) tert-Butylbenzene	7.554	119	420345	57.284	ug/l	99
70) 1,2,4-Trimethylbenzene	7.622	105	424036	54.077	ug/l	100
71) sec-Butylbenzene	7.716	105	597178	58.588	ug/l	100
72) p-Isopropyltoluene	7.857	119	524421	56.882	ug/l	100
73) 1,3-Dichlorobenzene	7.915	146	246903	53.442	ug/l	99
74) 1,4-Dichlorobenzene	7.998	146	229308	54.433	ug/l	99
75) 2-Isopropyltoluene	8.092	119	459290	52.636	ug/l	100
76) n-Butylbenzene	8.260	91	459239	57.920	ug/l	100
77) 1,2-Dichlorobenzene	8.396	146	223203	56.304	ug/l	100
78) 1,2-Dibromo-3-Chloropr...	9.185	155	20042	53.489	ug/l	98
79) Hexachlorobutadiene	9.803	225	100425	56.909	ug/l	99
80) 1,2,4-Trichlorobenzene	9.818	180	153219	50.746	ug/l	99
81) Naphthalene	10.101	128	422055	55.695	ug/l	100
82) 1,2,3-Trichlorobenzene	10.252	180	159495	53.418	ug/l	99

(#)out of range (m)manual integration reviewed by analyst (+)signals summed

Quantitation Report (QT Reviewed)

Data Path : H:\V2017\CHEM18\08AUG\080117\
Data File : 0801M45.D
Acq On : 2 Aug 2017 3:24 am
Operator :
Client ID : G CREEK STG BLD MSD
Lab ID : BY76292 MSD 50X
ALS Vial : 1 Sample Multiplier: 1

Quant Time: Aug 02 08:25:25 2017
Quant Method : H:\V2017\CHEM18\Methods\VT-M0801.M
Quant Title : VOA Standards for 5 point calibration
QLast Update : Tue Aug 01 15:39:08 2017
Response via : Initial Calibration

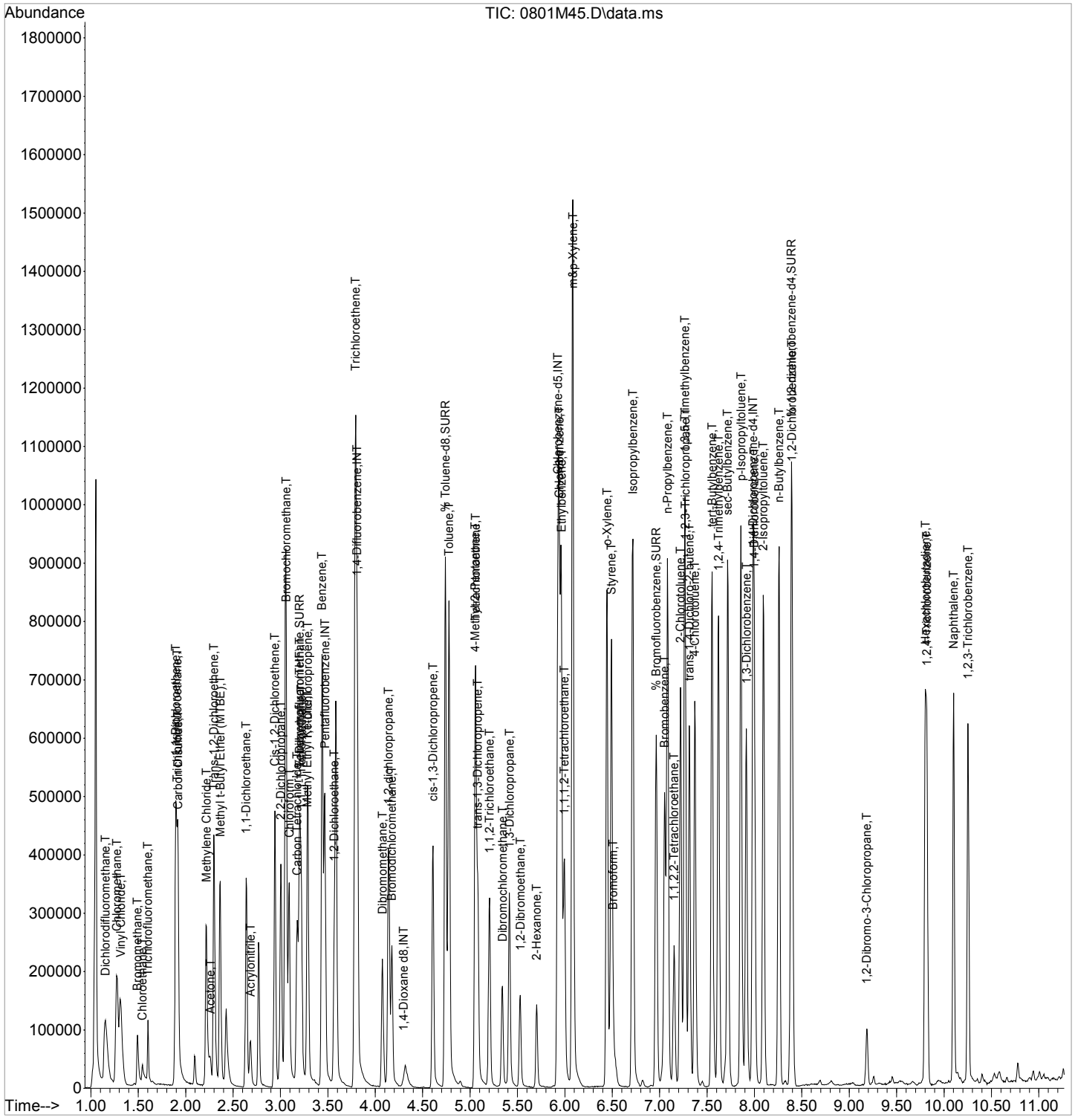

CLIENT ID

VOLATILE ORGANICS ANALYSIS DATA SHEET

BY76292 BLANK

Client: NETC Lab: Phoenix Env. Labs

SDG No.: GBY76292 Lab Sample ID: BY76292 BL

Sample wt/vol: 5 (g/mL) g Lab File ID: 0801M25.D

Level: (low/med/meth): Low Date Received: 08/01/17

% Moisture: n.a. Date Analyzed: 08/01/17

Instrument: CHEM18 Column: rtx-vms Dilution Factor: 1

Purge Volume 5000 (uL) pH: n.a. Soil Aliquot Vol: 5000 (uL)

Matrix: (soil/water) Soil CONCENTRATION UNITS: (ug/L or ug/Kg) ug/Kg

CAS NO.	COMPOUND	CONC.	Q	MDL/LOD	RL/PQL	R
75-71-8	Dichlorodifluoromethane	5.0	U	0.50	5.0	r
74-87-3	Chloromethane	5.0	U	1.0	5.0	r
75-01-4	Vinyl Chloride	5.0	U	0.50	5.0	r
74-83-9	Bromomethane	5.0	U	2.0	5.0	r
75-00-3	Chloroethane	5.0	U	0.50	5.0	r
75-69-4	Trichlorofluoromethane	5.0	U	1.0	5.0	r
75-35-4	1,1-Dichloroethene	5.0	U	0.50	5.0	r
76-13-1	Trichlorotrifluoroethane	5.0	U	0.50	5.0	r
75-15-0	Carbon Disulfide	5.0	U	1.0	5.0	r
75-09-2	Methylene Chloride	5.0	U	5.0	5.0	r
67-64-1	Acetone	25	U	5.0	25	r
156-60-5	Trans-1,2-Dichloroethene	5.0	U	0.50	5.0	r
1634-04-4	Methyl t-Butyl Ether (MTBE)	10	U	1.0	10	r
75-34-3	1,1-Dichloroethane	5.0	U	1.0	5.0	r
107-13-1	Acrylonitrile	10	U	1.0	10	r
156-59-2	Cis-1,2-Dichloroethene	5.0	U	0.50	5.0	r
594-20-7	2,2-Dichloropropane	5.0	U	0.50	5.0	r
74-97-5	Bromochloromethane	5.0	U	0.50	5.0	r
67-66-3	Chloroform	5.0	U	0.50	5.0	r
56-23-5	Carbon Tetrachloride	5.0	U	1.0	5.0	r
109-99-9	Tetrahydrofuran (THF)	10	U	2.5	10	r
71-55-6	1,1,1-Trichloroethane	5.0	U	0.50	5.0	r
78-93-3	Methyl Ethyl Ketone	30	U	5.0	30	r
563-58-6	1,1-Dichloropropene	5.0	U	0.50	5.0	r
71-43-2	Benzene	5.0	U	0.50	5.0	r
107-06-2	1,2-Dichloroethane	5.0	U	0.50	5.0	r
79-01-6	Trichloroethene	5.0	U	0.50	5.0	r
74-95-3	Dibromomethane	5.0	U	1.0	5.0	r
78-87-5	1,2-dichloropropane	5.0	U	1.0	5.0	r
75-27-4	Bromodichloromethane	5.0	U	1.0	5.0	r
10061-01-5	cis-1,3-Dichloropropene	5.0	U	0.50	5.0	r
108-88-3	Toluene	5.0	U	0.50	5.0	r
108-10-1	4-Methyl-2-Pentanone	25	U	5.0	25	r
127-18-4	Tetrachloroethene	5.0	U	1.0	5.0	r
10061-02-6	trans-1,3-Dichloropropene	5.0	U	0.50	5.0	r
79-00-5	1,1,2-Trichloroethane	5.0	U	1.0	5.0	r

FORM I VOA

r=Result Reported U=Not Detected D=Reported Dilution E/J=Estimated Value X=Not Used S=Lab Solvent

CLIENT ID

VOLATILE ORGANICS ANALYSIS DATA SHEET

BY76292 BLANK

Client: NETC Lab: Phoenix Env. Labs

SDG No.: GBY76292 Lab Sample ID: BY76292 BL

Sample wt/vol: 5 (g/mL) g Lab File ID: 0801M25.D

Level: (low/med/meth): Low Date Received: 08/01/17

% Moisture: n.a. Date Analyzed: 08/01/17

Instrument: CHEM18 Column: rtx-vms Dilution Factor: 1

Purge Volume 5000 (uL) pH: n.a. Soil Aliquot Vol: 5000 (uL)

Matrix: (soil/water) Soil CONCENTRATION UNITS: (ug/L or ug/Kg) ug/Kg

CAS NO.	COMPOUND	CONC.	Q	MDL/LOD	RL/PQL	R
124-48-1	Dibromochloromethane	5.0	U	1.0	5.0	r
142-28-9	1,3-Dichloropropane	5.0	U	1.0	5.0	r
106-93-4	1,2-Dibromoethane	5.0	U	0.50	5.0	r
591-78-6	2-Hexanone	25	U	5.0	25	r
108-90-7	Chlorobenzene	5.0	U	0.50	5.0	r
100-41-4	Ethylbenzene	5.0	U	0.50	5.0	r
630-20-6	1,1,1,2-Tetrachloroethane	5.0	U	1.0	5.0	r
179601-23-1	m&p-Xylene	5.0	U	1.0	5.0	r
95-47-6	o-Xylene	5.0	U	1.0	5.0	r
100-42-5	Styrene	5.0	U	0.50	5.0	r
75-25-2	Bromoform	5.0	U	1.0	5.0	r
98-82-8	Isopropylbenzene	5.0	U	0.50	5.0	r
108-86-1	Bromobenzene	5.0	U	0.50	5.0	r
103-65-1	n-Propylbenzene	5.0	U	1.0	5.0	r
79-34-5	1,1,2,2-Tetrachloroethane	5.0	U	1.0	5.0	r
95-49-8	2-Chlorotoluene	5.0	U	1.0	5.0	r
108-67-8	1,3,5-Trimethylbenzene	5.0	U	0.50	5.0	r
96-18-4	1,2,3-Trichloropropane	5.0	U	0.50	5.0	r
110-57-6	trans-1,4-Dichloro-2-butene	10	U	2.5	10	r
106-43-4	4-Chlorotoluene	5.0	U	0.50	5.0	r
98-06-6	tert-Butylbenzene	5.0	U	0.50	5.0	r
95-63-6	1,2,4-Trimethylbenzene	5.0	U	0.50	5.0	r
135-98-8	sec-Butylbenzene	5.0	U	0.50	5.0	r
99-87-6	p-Isopropyltoluene	5.0	U	0.50	5.0	r
541-73-1	1,3-Dichlorobenzene	5.0	U	0.50	5.0	r
106-46-7	1,4-Dichlorobenzene	5.0	U	0.50	5.0	r
527-84-4	2-Isopropyltoluene	5.0	U	0.50	5.0	r
104-51-8	n-Butylbenzene	5.0	U	0.50	5.0	r
95-50-1	1,2-Dichlorobenzene	5.0	U	0.50	5.0	r
96-12-8	1,2-Dibromo-3-Chloropropane	5.0	U	1.0	5.0	r
87-68-3	Hexachlorobutadiene	5.0	U	0.50	5.0	r
120-82-1	1,2,4-Trichlorobenzene	5.0	U	1.0	5.0	r
91-20-3	Naphthalene	5.0	U	1.0	5.0	r
87-61-6	1,2,3-Trichlorobenzene	5.0	U	1.0	5.0	r

FORM I VOA

r=Result Reported U=Not Detected D=Reported Dilution E/J=Estimated Value X=Not Used S=Lab Solvent

Quantitation Report (QT/LSC Reviewed)

Data Path : H:\V2017\CHEM18\08AUG\080117\
Data File : 0801M25.D
Acq On : 1 Aug 2017 8:19 pm
Operator :
Client ID : BY76292 BLANK
Lab ID : BY76292 BLANK
ALS Vial : 1 Sample Multiplier: 1

Quant Time: Aug 02 08:24:30 2017
Quant Method : H:\V2017\CHEM18\Methods\VT-M0801.M
Quant Title : VOA Standards for 5 point calibration
QLast Update : Tue Aug 01 15:39:08 2017
Response via : Initial Calibration

Compound	R.T.	QIon	Response	Conc	Units	Dev(Min)
Internal Standards						
1) Pentafluorobenzene	3.469	168	362153	50.000	ug/l	0.00
29) 1,4-Difluorobenzene	3.814	114	523649	50.000	ug/l	0.00
45) Chlorobenzene-d5	5.927	117	501286	50.000	ug/l	0.00
58) 1,4-Dichlorobenzene-d4	7.982	152	254528	50.000	ug/l	0.00
83) 1,4-Dioxane d8	4.295	96	14536	500.000	ug/l	0.00
System Monitoring Compounds						
27) % Dibromofluoromethane	3.202	192	34362	52.735	ug/l	0.00
Spiked Amount 50.000	Range 70 - 130		Recovery = 105.48%			
40) % Toluene-d8	4.740	98	580902	44.236	ug/l	0.00
Spiked Amount 50.000	Range 70 - 130		Recovery = 88.48%			
57) % Bromofluorobenzene	6.963	95	226047	50.381	ug/l	0.00
Spiked Amount 50.000	Range 70 - 130		Recovery = 100.76%			
59) % 1,2-dichlorobenzene-d4	8.390	152	216861	46.751	ug/l	0.00
Spiked Amount 50.000	Range 70 - 130		Recovery = 93.50%			
Target Compounds						Qvalue

(#)out of range (m)manual integration reviewed by analyst (+)signals summed

Quantitation Report (QT/LSC Reviewed)

Data Path : H:\V2017\CHEM18\08AUG\080117\
Data File : 0801M25.D
Acq On : 1 Aug 2017 8:19 pm
Operator :
Client ID : BY76292 BLANK
Lab ID : BY76292 BLANK
ALS Vial : 1 Sample Multiplier: 1

Quant Time: Aug 02 08:24:30 2017
Quant Method : H:\V2017\CHEM18\Methods\VT-M0801.M
Quant Title : VOA Standards for 5 point calibration
QLast Update : Tue Aug 01 15:39:08 2017
Response via : Initial Calibration



LSC Area Percent Report

Data Path : H:\V2017\CHEM18\08AUG\080117\
Data File : 0801M25.D
Acq On : 1 Aug 2017 8:19 pm
Operator :
Client ID : BY76292 BLANK
Lab ID : BY76292 BLANK
ALS Vial : 1 Sample Multiplier: 1

Integration Parameters: rteint.p
Integrator: RTE
Smoothing : ON Filtering: 5
Sampling : 1 Min Area: 3 % of largest Peak
Start Thrs: 0.2 Max Peaks: 100
Stop Thrs : 0 Peak Location: TOP

If leading or trailing edge < 100 prefer < Baseline drop else tangent >
Peak separation: 5

Method : H:\V2017\CHEM18\Methods\VT-M0801.M
Title : VOA Standards for 5 point calibration

Signal : TIC: 0801M25.D\data.ms

peak #	R.T. min	first scan	max scan	last scan	PK TY	peak height	corr. area	corr. % max.	% of total
1	1.052	12	23	38	rBV	780646	1025185	66.05%	9.956%
2	3.202	428	434	448	rBV	359811	495335	31.91%	4.810%
3	3.469	477	485	508	rBV	676051	928687	59.83%	9.019%
4	3.814	543	551	568	rBV	832824	1151688	74.20%	11.184%
5	4.295	635	643	654	rBV	21680	39755	2.56%	0.386%
6	4.740	721	728	752	rBV	1068488	1552212	100.00%	15.074%
7	5.927	948	955	980	rVB	923917	1393169	89.75%	13.529%
8	6.963	1145	1153	1169	rBV	700237	1053797	67.89%	10.234%
9	7.982	1341	1348	1361	rVB	935960	1414704	91.14%	13.738%
10	8.390	1418	1426	1439	rVB	791956	1224231	78.87%	11.889%
11	9.259	1582	1592	1599	rVB5	11349	18676	1.20%	0.181%

Sum of corrected areas: 10297439

Data Path : H:\V2017\CHEM18\08AUG\080117\
Data File : 0801M25.D
Acq On : 1 Aug 2017 8:19 pm
Operator :
Client ID : BY76292 BLANK
Lab ID : BY76292 BLANK
ALS Vial : 1 Sample Multiplier: 1

Quant Method : H:\V2017\CHEM18\Methods\VT-M0801.M
Quant Title : VOA Standards for 5 point calibration

TIC Integration Parameters: LSCINT.P

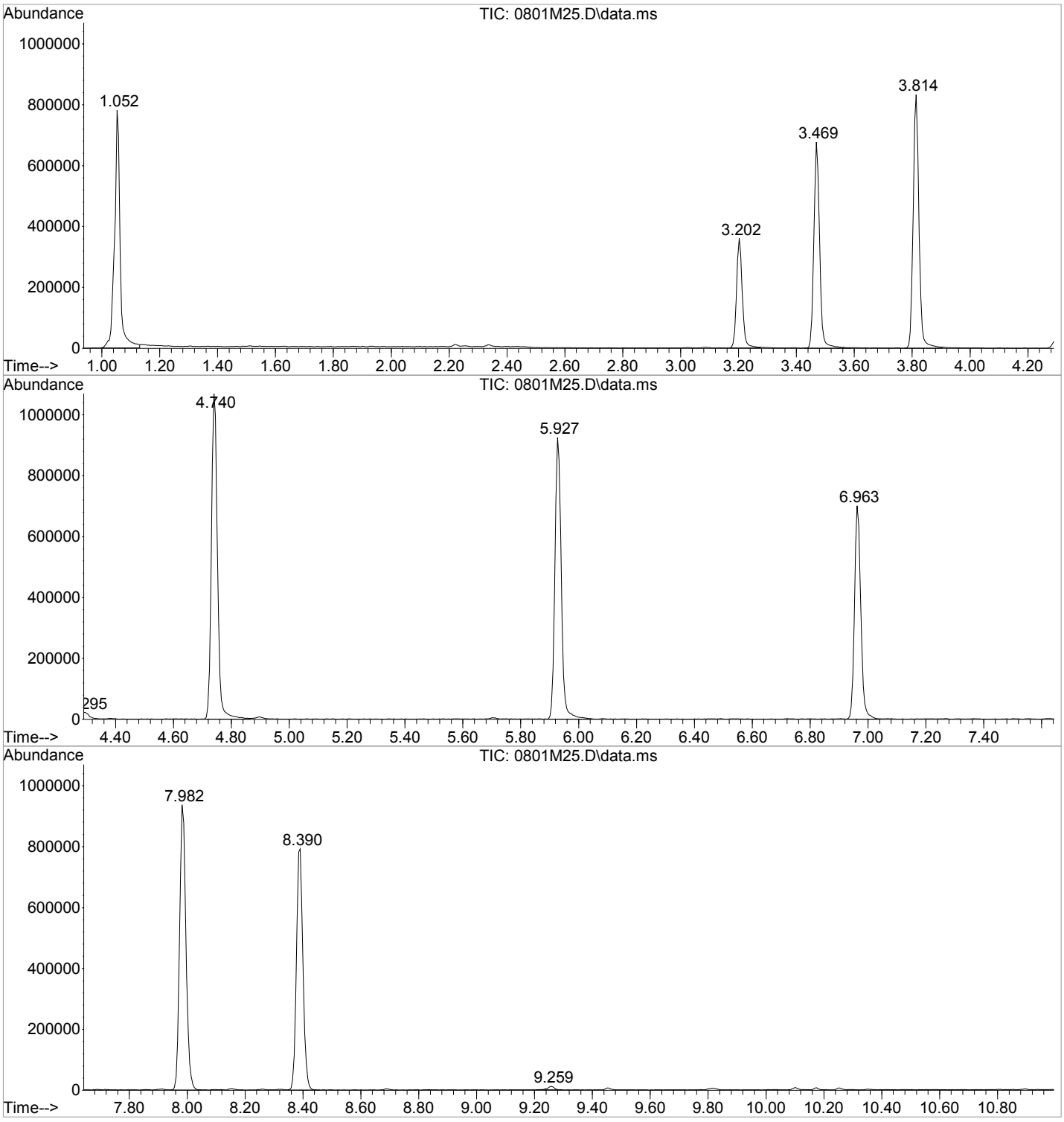

Library Search Compound Report

Data Path : H:\V2017\CHEM18\08AUG\080117\
Data File : 0801M25.D
Acq On : 1 Aug 2017 8:19 pm
Operator :
Client ID : BY76292 BLANK
Lab ID : BY76292 BLANK
ALS Vial : 1 Sample Multiplier: 1

Quant Method : H:\V2017\CHEM18\Methods\VT-M0801.M
Quant Title : VOA Standards for 5 point calibration

TIC Integration Parameters: LSCINT.P

No Library Search Compounds Detected
****

Tentatively Identified Compound (LSC) summary

Data Path : H:\V2017\CHEM18\08AUG\080117\
Data File : 0801M25.D
Acq On : 1 Aug 2017 8:19 pm
Operator :
Client ID : BY76292 BLANK
Lab ID : BY76292 BLANK
ALS Vial : 1 Sample Multiplier: 1

Quant Method : H:\V2017\CHEM18\Methods\VT-M0801.M
Quant Title : VOA Standards for 5 point calibration

TIC Integration Parameters: LSCINT.P

						Internal Standard			
TIC Top Hit name	RT	EstConc	Units	Response	#	RT	Resp	Conc

Injection Log

Data Directory: H:\V2017\CHEM18\08AUG\080117\

Line	Vl	FileName	SampleName	MiscInfo	Injection Time
1)	1	0801M01.D	BLANK		08/01/17 8:56
2)	1	0801M02.D	VOA-50 PPB STD.	VOA49T II 08/01 AO	08/01/17 9:17
3)	1	0801M03.D	LCS-VOA-50 PPB STD.	VOA49U II 08/01 AO	08/01/17 9:38
4)	1	0801M04.D	VOA-50 PPB STD.	VOA50i I 08/01 AO	08/01/17 10:31
5)	1	0801M05.D	BLANK		08/01/17 11:00
6)	1	0801M06.D	BLANK		08/01/17 11:21
7)	1	0801M07.D	VOA-2 PPB STD.	VOA50i I 08/01 AO	08/01/17 12:32
8)	1	0801M08.D	BFB TUNE	VOA-2 PPB STD. VOA50	08/01/17 12:53
9)	1	0801M09.D	ICAL 5	VOA-5 PPB STD.	08/01/17 13:14
10)	1	0801M10.D	ICAL 10	VOA-10 PPB STD.	08/01/17 13:35
11)	1	0801M11.D	ICAL 20	VOA-20 PPB STD.	08/01/17 13:56
12)	1	0801M12.D	ICAL 50	VOA-50 PPB STD.	08/01/17 14:18
13)	1	0801M13.D	ICAL 100	VOA-100 PPB STD.	08/01/17 14:39
14)	1	0801M14.D	ICAL 200	VOA-200 PPB STD.	08/01/17 15:00
15)	1	0801M15.D	BLANK		08/01/17 15:21
16)	1	0801M16.D	BLANK		08/01/17 16:35
17)	1	0801M17.D	BFB TUNE - CCAL 50	VOA-50 PPB STD. VOA5	08/01/17 17:01
18)	1	0801M18.D	BY76292 LCS	BY76292 LCS	08/01/17 17:28
19)	1	0801M19.D	BY76292 LCSD	BY76292 LCSD	08/01/17 17:49
20)	1	0801M20.D	LCS-VOA-50 PPB STD.	50X VOA49U II 08/01	08/01/17 18:10
21)	1	0801M21.D	LCSD-VOA-50 PPB STD.	50X VOA49U II 08/01	08/01/17 18:32
22)	1	0801M22.D	BLANK		08/01/17 19:16
23)	1	0801M23.D	BLANK		08/01/17 19:37
24)	1	0801M24.D	BLANK 5ML 1:50 MeOH		08/01/17 19:58
25)	1	0801M25.D	BY76292 BLANK	BY76292 BLANK	08/01/17 20:19
26)	1	0801M26.D	BY75635 #1 1X 5.00g LL	$8260MAR RCP (24Hr)	08/01/17 20:44
27)	1	0801M27.D	BY75634 #1 50X 10.00g H	$8260MER RCP (24Hr)	08/01/17 21:05
28)	1	0801M28.D	BY75636 #1 1.06X 4.70g	$8260MAR RCP (24Hr)	08/01/17 21:26
29)	1	0801M29.D	BY75637 #1 0.8X 6.25g L	$8260MAR RCP (24Hr)	08/01/17 21:47
30)	1	0801M30.D	BY76143 #1 1555.21X 6.4	$8021SS_MAR (24Hr) 0	08/01/17 22:08
31)	1	0801M31.D	BY76046 #1 77.16X 9.72g	$VPHMS-SM (24Hr) 08/	08/01/17 22:29
32)	1	0801M32.D	BY76047 #1 76.61X 9.79g	$VPHMS-SM (24Hr) 08/	08/01/17 22:50
33)	1	0801M33.D	BY75305 #2 1.28X 3.91g	$8260SMRNY /LIB (72H	08/01/17 23:11
34)	1	0801M34.D	BY76147 #1 0.85X 5.90g	$8021SS_MAR 08/04	08/01/17 23:32
35)	1	0801M35.D	BY75707 #1 51.87X 9.64g	$8260MADPR ASP ($DI	08/01/17 23:53
36)	1	0801M36.D	BY75708 #1 50.92X 9.82g	$8260MADPR ASP ($DI	08/02/17 0:14
37)	1	0801M37.D	BY75709 #1 59.31X 8.43g	$8260MADPR ASP ($DI	08/02/17 0:35
38)	1	0801M38.D	BY75710 #1 71.33X 7.01g	$8260MADPR ASP ($DI	08/02/17 0:57
39)	1	0801M39.D	BY75918 #1 1.01X 4.95g	$8260MAR (72Hr) 08/0	08/02/17 1:18
40)	1	0801M40.D	G CREEK STG BLD HL	BY76292 50X	08/02/17 1:39
41)	1	0801M41.D	BY75515 #1 0.83X 6.06g	$8260SMRNY 08/04	08/02/17 2:00
42)	1	0801M42.D	BY75659 #1 0.94X 5.30g	$8260MAR RCP 08/04	08/02/17 2:21
43)	1	0801M43.D	BY76143 #2 155.52X 6.43	$8021SS_MAR (24Hr) 0	08/02/17 2:42
44)	1	0801M44.D	G CREEK STG BLD MS	BY76292 MS 50X	08/02/17 3:03
45)	1	0801M45.D	G CREEK STG BLD MSD	BY76292 MSD 50X	08/02/17 3:24
46)	1	0801M46.D	SPIKE-50 PPB STD.	5G SAND VOA49U II 08	08/02/17 3:45
47)	1	0801M47.D	SPIKED-50PPB STD.	5G SAND VOA49U II 08	08/02/17 4:06
48)	1	0801M48.D	CCAL 50	VOA-50 PPB STD. VOA5	08/02/17 4:27
49)	1	0801M49.D	VOA-50 PPB STD.	VOA50i I 08/01 AS	08/02/17 4:48

Injection Log

Data Directory: H:\V2017\CHEM18\08AUG\080217\

Line	Vl	FileName	SampleName	MiscInfo	Injection Time
1)	0	0802M21.D	*** No MS or GC data present ***		N/A
2)	1	0802M01.D	BLANK	IS FILLED	08/02/17 8:09
3)	1	0802M02.D	BFB TUNE - CCAL 50	VOA-50 PPB STD. VOA5	08/02/17 9:04
4)	1	0802M03.D	BY75710 LCS	BY75710 LCS	08/02/17 9:25
5)	1	0802M04.D	BY75710 LCSD	BY75710 LCSD	08/02/17 10:21
6)	1	0802M05.D	50X LCS-VOA-50 PPB STD.	VOA49U II 08/02 AO	08/02/17 10:42
7)	1	0802M06.D	50X LCSD-VOA-50 PPB STD.	VOA49U II 08/02 AO	08/02/17 11:03
8)	1	0802M07.D	E.T. 50 PPB STD	VOA50L 08/02 AO	08/02/17 11:24
9)	1	0802M08.D	MEOH BLANK		08/02/17 11:46
10)	1	0802M09.D	BY75710 BLANK	BY75710 BLANK	08/02/17 12:07
11)	1	0802M10.D	MEOH BLANK		08/02/17 12:28
12)	1	0802M11.D	BY75703 #5 122.55X 4.08	$8260SMRNY (TMETHYB	08/02/17 12:56
13)	1	0802M12.D	BY75707 #4 518.67X 9.64	$8260MADPR ASP ($NJ	08/02/17 13:17
14)	1	0802M13.D	BY75708 #4 0.79X 6.34g	$8260MADPR ASP ($NJ	08/02/17 13:38
15)	1	0802M14.D	BLANK	Rinse Blank	08/02/17 13:59
16)	1	0802M15.D	BY75709 #4 0.83X 6.05g	$8260MADPR ASP ($NJ	08/02/17 14:21
17)	1	0802M16.D	BLANK	Rinse Blank	08/02/17 14:42
18)	1	0802M17.D	BY75710 #4 0.9X 5.58g L	$8260MADPR ASP ($NJ	08/02/17 15:03
19)	1	0802M18.D	BLANK	Rinse Blank	08/02/17 15:24
20)	1	0802M19.D	G CREEK STG BLD LL	BY76292	08/02/17 15:45
21)	1	0802M20.D	BY75642 #2 20000X 2.00g	$8260SMR 08/04 from	08/02/17 16:06
22)	1	0802M22.D	BLANK	POWER OFF	08/02/17 16:47
23)	1	0802M23.D	50X MS BY76292 50PPB STD	VOA49U II 08/02 JLI	08/02/17 17:08
24)	1	0802M24.D	50X MSD BY76292 50PPB STD	VOA49U II 08/02 AO	08/02/17 17:29
25)	1	0802M25.D	blank	2nd power off	08/02/17 18:27
26)	1	0802M26.D	5G MS BY76292 50PPB STD	VOA49U II 08/02 AO	08/02/17 18:48
27)	1	0802M27.D	5G MSD BY76292 50PPB STD	VOA49U II 08/02 AO	08/02/17 19:10
28)	1	0802M28.D	CCAL 50	VOA-50 PPB STD. VOA5	08/02/17 19:31
29)	1	0802M29.D	LCS-VOA-50 PPB STD.	VOA50J I 08/02 AS	08/02/17 20:04
30)	1	0802M30.D	LCSD-VOA-50 PPB STD.	VOA50J I 08/02 AS	08/02/17 20:25
31)	1	0802M31.D	LCS-VOA-50 PPB STD.	50X VOA50J I 08/02 A	08/02/17 20:46
32)	1	0802M32.D	LCSD-VOA-50 PPB STD.	50X VOA50J I 08/02 A	08/02/17 21:08
33)	1	0802M33.D	BLANK		08/02/17 21:29
34)	1	0802M34.D	BLANK		08/02/17 21:50
35)	1	0802M35.D	BLANK 5ML 1:50 MeOH		08/02/17 22:12
36)	1	0802M36.D	BLANK 56G SAND		08/02/17 22:33
37)	1	0802M37.D	BY76623 #1 1X 5.00g LL	$8260MADPR ASP ($DI	08/02/17 22:58
38)	1	0802M38.D	BY76627 #1 1X 5.00g LL	$8260MADPR ASP ($DI	08/02/17 23:20
39)	1	0802M39.D	BY76628 #1 50X 10.00g H	$8260MADPR ASP ($DI	08/02/17 23:41
40)	1	0802M40.D	BY76624 #1 50X 10.00g H	$8260MADPR ASP ($DI	08/03/17 0:02
41)	1	0802M41.D	BY76622 #1 0.81X 6.20g	$8260MADPR ASP ($DI	08/03/17 0:23
42)	1	0802M42.D	BY76626 #1 1.12X 4.45g	$8260MADPR ASP ($DI	08/03/17 0:44
43)	1	0802M43.D	BY76625 #1 56.82X 8.80g	$8260MADPR ASP ($DI	08/03/17 1:05
44)	1	0802M44.D	BY76932 #2 27.23X 18.36	$8260MAR RCP 08/07	08/03/17 1:27
45)	1	0802M45.D	BY76932 #1 0.53X 9.44g	$8260MAR RCP 08/07	08/03/17 1:48
46)	1	0802M46.D	BY76938 #1 0.6X 8.37g L	$8260MAR RCP 08/07	08/03/17 2:09
47)	1	0802M47.D	BY76942 #1 0.43X 11.64g	$8260MAR RCP 08/07	08/03/17 2:30
48)	1	0802M48.D	BY76943 #1 0.57X 8.77g	$8260MAR RCP 08/07	08/03/17 2:51
49)	1	0802M49.D	BY76946 #1 0.91X 5.47g	$8260MAR RCP 08/07	08/03/17 3:13
50)	1	0802M50.D	BY76966 #1 0.99X 5.03g	$8021SS_MAR 08/07	08/03/17 3:34
51)	1	0802M51.D	BY76432 #1 1002X 9.98g	$8260SMR RCP 08/07	08/03/17 3:55
52)	1	0802M52.D	BY76970 #1 976.56X 10.2	$8021SS_MAR 08/07	08/03/17 4:16
53)	1	0802M53.D	BY76971 #1 920.81X 10.8	$8021SS_MAR 08/07	08/03/17 4:37
54)	1	0802M54.D	BY76973 #1 1923.08X 5.2	$8021SS_MAR 08/07	08/03/17 4:58
55)	1	0802M55.D	BY76974 #1 1805.05X 5.5	$8021SS_MAR 08/07	08/03/17 5:19
56)	1	0802M56.D	MS BY76932 50PPB STD	27.23X VOA50J I 08/0	08/03/17 5:40
57)	1	0802M57.D	MSD BY76932 50PPB STD	27.23X VOA50J I 08/0	08/03/17 6:01
58)	1	0802M58.D	MS BY76932 50PPB STD	05.03G VOA50J I 08/0	08/03/17 6:22
59)	1	0802M59.D	MSD BY76932 50PPB STD	04.95G VOA50J I 08/0	08/03/17 6:43
60)	1	0802M60.D	VOA-50 PPB STD.	VOA50i II 08/032 AS	08/03/17 7:05
61)	1	0802M61.D	VOA-50 PPB STD.	VOA50i II 08/032 AS	08/03/17 7:26

PHOENIX
Environmental Laboratories, Inc.

587 East Middle Turnpike, P.O. Box 370, Manchester, CT 06040
Telephone: 860.645.1102 • Fax: 860.645.0823

NY ANALYTICAL SERVICES PROTOCOL
DATA PACKAGE

Client: NETC

125 BATH STREET

Laboratory Project: GBY76292

Volatiles (Water)
Ver 1

Organic Data Flags

LOD(MDL): Limit of Detection or Method Detection Limit
The minimum reportable concentration that can be measured with confidence.

PQL(RL): Practical Quantitation Level or Reporting Level
This value is at or above the MDL and is supported by the lowest calibration standard.

· Q Qualifiers:

U - The compound was analyzed for but not detected at or above the MDL. The number immediately preceding the “U” represents the PQL reporting level corrected for percent solids, weight and/or volume calculations, and dilution factors.

J - Indicates an estimated value, may indicate one of the following, depending on the situation:
a) The reported value is estimated and below the MDL
b) Used when estimating a concentration for TIC where a 1:1 response is assumed or when the result indicates the presence of a compound that meets the indentification criteria, but the results is less than the quantitation limit, but greater than zero.
c) QC associated with this analyte is within warning limits.

X - The concentration is not reported. This quantitation file was not evaluated for this compound at this dilution; a volatile purging or related issue may be the cause.

L - Biased Low

N - The concentration is based on the response of the nearest internal. This flag is used on the TIC form for all compounds identified.

S - This compound is a solvent that is used in the laboratory. Laboratory contamination is suspected if concentration is less than five times the reporting level.

B - This compound was also present in the method blank

D - The reported concentration is the result of a diluted analysis.

E - The reported value is estimated because the concentration exceeded the calibration range.

A - Indicates that the tentatively identified compound is a suspected aldol condensation product. Aldol condensation products are produced during the extraction process.

Q - For TICS, this compound was quantitated using a calibration curve. This compound is part of the instrument method, but not part of the client target list.

P- Percent difference is greater than 25% between the two GC columns and the lower result is reported.

PHOENIX
Environmental Laboratories, Inc.
587 East Middle Turnpike, P.O.Box 370, Manchester, CT 06040
Tel. (860) 645-1102 Fax (860) 645-0823

ACCREDITED IN ACCORDANCE WITH nelac NY # 11301

SDG: GBY76292

Volatile Water Conformance / Non-Conformance Summary

Project ID / Client ID: 125 BATH STREET, NETC

Form 1 (Analysis):

No observations noted.

Form 2 (Surrogates):

All surrogates met criteria with the following exceptions: None.

Form 3 (Laboratory Control/Matrix Spike):

Sample: BY76293 LCS
All LCS recoveries met criteria with the following exceptions: None.
All LCSD recoveries met criteria with the following exceptions: Dichlorodifluoromethane 136%
All LCS/LCSD RPDs met criteria with the following exceptions: None.

Sample: BY76293 MS
All MS recoveries met criteria with the following exceptions: None.
All MSD recoveries met criteria with the following exceptions: None.
All MS/MSD RPDs met criteria with the following exceptions: Bromomethane 30.5%

Form 4 (Method Blank):

File: CHEM02 0803P23.D
All compounds were non-detect with the following exceptions: None.

Form 5 (Tune):

File: CHEM02 0803P09.D
All Tune criteria was met with the following exceptions: None.

File: CHEM02 0803P19.D
All Tune criteria was met with the following exceptions: None.

Form 6 (Initial Calibration):

Calibration: CHEM02 08/03/17 - 08/03/17
98% of target compounds met criteria.
The following compounds did not meet % deviation criteria: Bromomethane 29.0% (20) , trans-1,4-Dichloro-2-butene 22.4% (20)
The following compounds did not meet maximum % deviations: None.
The following compounds did not meet recommended response factors: Acrolein 0.022 (0.05) , Acetone 0.039 (0.1) , Acrylonitrile 0.047 (0.05) , Tetrahydrofuran (THF) 0.038 (0.05) , Methyl Ethyl Ketone 0.053 (0.1) , 4-Methyl-2-Pentanone 0.073 (0.1) , 2-Hexanone 0.060 (0.1) , Bromoform 0.069 (0.1) , 1,2-Dibromo-3-Chloropropane 0.029 (0.05)
The following compounds did not meet minimum response factors: Acrolein 0.022 (0.05) , Acetone 0.039 (0.05) , Acrylonitrile 0.047 (0.05) , Tetrahydrofuran (THF) 0.038 (0.05) , 1,2-Dibromo-3-Chloropropane 0.029 (0.05)

Form 7 (Continuing Calibration):

File: CHEM02 0803P19.D (Opening)
98% of method compounds met criteria.
Internal standard areas were within 50 to 200% of the initial calibration with the following exceptions: None.
The following compounds did not meet % deviation criteria: Dichlorodifluoromethane -33.2% (20) , Bromomethane -22.6% (20)
The following compounds did not meet maximum % deviations: None.

PHOENIX
Environmental Laboratories, Inc.
587 East Middle Turnpike, P.O.Box 370, Manchester, CT 06040
Tel. (860) 645-1102 Fax (860) 645-0823

ACCREDITED IN ACCORDANCE WITH nelac NY # 11301

SDG: GBY76292

Volatile Water Conformance / Non-Conformance Summary

Project ID / Client ID: 125 BATH STREET, NETC

The following compounds did not meet recommended response factors: Acrolein 0.024 (0.05) , Acetone 0.037 (0.1) , Tetrahydrofuran (THF) 0.040 (0.05) , Methyl Ethyl Ketone 0.055 (0.1) , 4-Methyl-2-Pentanone 0.075 (0.1) , 2-Hexanone 0.061 (0.1) , Bromoform 0.075 (0.1) , 1,2-Dibromo-3-Chloropropane 0.032 (0.05)
The following compounds did not meet minimum response factors: Acrolein 0.024 (0.05) , Acetone 0.037 (0.05) , Tetrahydrofuran (THF) 0.040 (0.05) , 1,2-Dibromo-3-Chloropropane 0.032 (0.05)

File: CHEM02 0803P46.D (Closing)
The following compounds did not meet maximum % deviations: None.
The following compounds did not meet minimum response factors: None.

Form 8 (Internal Standard and Retention Time):

File: CHEM02 - 0803P14.D
All samples met internal standard area and retention time critieria with the following exceptions: None.

File: CHEM02 - 0803P19.D
All samples met internal standard area and retention time critieria with the following exceptions: None.

Observations: The client requested the 8260 compound list for this delivery group.
1,2-Dibromoethane, 1,2,3 Trichloropropane, and 1,2-Dibromo-3-chloropropane do not meet NY TOGS GA criteria, these compounds are analyzed by GC/FID method 504 or 8011 to achieve this criteria.

08/15/17

Jon Carlson
Project Manager

2C
Water VOLATILE SYSTEM MONITORING COMPOUND RECOVERY

Lab Name: Phoenix Environmental Labs Client: NETC

Lab Code: Phoenix Case No.: SDG: GBY76292

QC Batch Id: 396506 QC Sample Id: BY76293

	CLIENT ID	LAB ID	SMC1 DBFM #	SMC2 TOL #	SMC3 BFB #	SMC4 DCB #	TOT OUT
01	BY76293 LCS	BY76293 LCS	101	100	99	100	0
02	BY76293 LCSD	BY76293 LCSD	101	100	99	101	0
03	BY76293 BLANK	BY76293 BLANK	100	99	97	101	0
04	TRIP BLANK	BY76300	99	99	97	101	0
05	BB-2	BY76293	99	99	98	100	0
06	BB-2 DUP	BY76294	100	99	97	100	0
07	MW-6	BY76295	98	98	97	100	0
08	NE-1	BY76297	101	99	97	101	0
09	B4-1	BY76298	100	99	98	100	0
10	NW-1	BY76299	100	100	98	101	0
11	BB-2 MS	BY76293 MS	100	99	99	100	0
12	BB-2 MSD	BY76293 MSD	99	100	99	100	0
13							
14							
15							
16							
17							
18							
19							
20							
21							
22							
23							
24							
25							
26							
27							
28							
29							
30							

			QC LIMITS
SMC1	DBFM	Dibromofluoromethane	(70-130)
SMC2	TOL	Toluene-d8	(70-130)
SMC3	BFB	Bromofluorobenzene	(70-130)
SMC4	DCB	1,2-dichlorobenzene-d4	(70-130)

Column to be used to flag recovery values
* Values outside of contract required QC limits
D Surrogate diluted out

FORM II VOA

3C
Water VOLATILE LCS SPIKE / LCS SPIKE DUPLICATE RECOVERY

Lab Name: Phoenix Environmental Labs Client: NETC

Lab Code: Phoenix Case No: SAS No: SDG No GBY76292

LCS Spike - Client Id: BY76293 LCS Level:(low/med) Low

COMPOUND	SPIKE ADDED ug/L	SAMPLE CONCENTRATION ug/L	LCS CONCENTRATION ug/L	LCS % REC #	QC. LIMITS REC.	
Dichlorodifluoromethane	10	0.0	12.21	122	70	130
Chloromethane	10	0.0	10.37	104	70	130
Vinyl Chloride	10	0.0	10.96	110	70	130
Bromomethane	10	0.0	12.31	123	70	130
Chloroethane	10	0.0	10.33	103	70	130
Trichlorofluoromethane	10	0.0	10.17	102	70	130
1,1-Dichloroethene	10	0.0	10.27	103	70	130
Trichlorotrifluoroethane	10	0.0	11.46	115	70	130
Carbon Disulfide	10	0.0	11.67	117	70	130
Acrolein	50	0.0	52.79	106	70	130
Methylene Chloride	10	0.0	9.159	92	70	130
Acetone	10	0.0	9.567	96	70	130
Trans-1,2-Dichloroethene	10	0.0	9.854	99	70	130
Methyl t-Butyl Ether (MTBE)	10	0.0	11.05	110	70	130
1,1-Dichloroethane	10	0.0	9.695	97	70	130
Acrylonitrile	10	0.0	10.45	105	70	130
Cis-1,2-Dichloroethene	10	0.0	9.588	96	70	130
2,2-Dichloropropane	10	0.0	10.68	107	70	130
Bromochloromethane	10	0.0	9.675	97	70	130

COMPOUND	SPIKE ADDED ug/L	LCSD CONCENTRATION ug/L	LCSD % REC #	% RPD #	QC LIMITS RPD	QC LIMITS REC.	
Dichlorodifluoromethane	10	13.61	136 *	10.9	30	70	130
Chloromethane	10	10.73	107	2.8	30	70	130
Vinyl Chloride	10	11.50	115	4.4	30	70	130
Bromomethane	10	12.35	124	0.8	30	70	130
Chloroethane	10	10.70	107	3.8	30	70	130
Trichlorofluoromethane	10	10.60	106	3.8	30	70	130
1,1-Dichloroethene	10	10.58	106	2.9	30	70	130
Trichlorotrifluoroethane	10	11.78	118	2.6	30	70	130
Carbon Disulfide	10	12.03	120	2.5	30	70	130
Acrolein	50	54.89	110	3.7	30	70	130
Methylene Chloride	10	9.589	96	4.3	30	70	130
Acetone	10	10.19	102	6.1	30	70	130
Trans-1,2-Dichloroethene	10	10.11	101	2.0	30	70	130
Methyl t-Butyl Ether (MTBE)	10	11.82	118	7.0	30	70	130
1,1-Dichloroethane	10	10.07	101	4.0	30	70	130
Acrylonitrile	10	11.14	111	5.6	30	70	130
Cis-1,2-Dichloroethene	10	9.829	98	2.1	30	70	130
2,2-Dichloropropane	10	9.392	94	12.9	30	70	130
Bromochloromethane	10	10.11	101	4.0	30	70	130

FORM III VOA

3C

Water VOLATILE LCS SPIKE / LCS SPIKE DUPLICATE RECOVERY

Lab Name: Phoenix Environmental Labs Client: NETC

Lab Code: Phoenix Case No: SAS No: SDG No GBY76292

LCS Spike - Client Id: BY76293 LCS Level:(low/med) Low

COMPOUND	SPIKE ADDED ug/L	SAMPLE CONCENTRATION ug/L	LCS CONCENTRATION ug/L	LCS % REC #	QC. LIMITS REC.	
Chloroform	10	0.0	9.531	95	70	130
Carbon Tetrachloride	10	0.0	10.44	104	70	130
Tetrahydrofuran (THF)	25	0.0	24.73	99	70	130
1,1,1-Trichloroethane	10	0.0	9.964	100	70	130
Methyl Ethyl Ketone	10	0.0	10.96	110	70	130
1,1-Dichloropropene	10	0.0	10.24	102	70	130
Benzene	10	0.0	9.635	96	70	130
1,2-Dichloroethane	10	0.0	9.420	94	70	130
Trichloroethene	10	0.0	9.928	99	70	130
Dibromomethane	10	0.0	9.545	95	70	130
1,2-dichloropropane	10	0.0	9.462	95	70	130
Bromodichloromethane	10	0.0	9.697	97	70	130
cis-1,3-Dichloropropene	10	0.0	9.696	97	70	130
Toluene	10	0.0	9.683	97	70	130
4-Methyl-2-Pentanone	10	0.0	9.965	100	70	130
Tetrachloroethene	10	0.0	10.20	102	70	130
trans-1,3-Dichloropropene	10	0.0	9.338	93	70	130
1,1,2-Trichloroethane	10	0.0	9.387	94	70	130
Dibromochloromethane	10	0.0	10.23	102	70	130

COMPOUND	SPIKE ADDED ug/L	LCSD CONCENTRATION ug/L	LCSD % REC #	% RPD #	QC LIMITS RPD	QC LIMITS REC.	
Chloroform	10	9.890	99	4.1	30	70	130
Carbon Tetrachloride	10	10.77	108	3.8	30	70	130
Tetrahydrofuran (THF)	25	26.89	108	8.7	30	70	130
1,1,1-Trichloroethane	10	10.37	104	3.9	30	70	130
Methyl Ethyl Ketone	10	11.46	115	4.4	30	70	130
1,1-Dichloropropene	10	10.47	105	2.9	30	70	130
Benzene	10	9.908	99	3.1	30	70	130
1,2-Dichloroethane	10	9.857	99	5.2	30	70	130
Trichloroethene	10	10.19	102	3.0	30	70	130
Dibromomethane	10	9.979	100	5.1	30	70	130
1,2-dichloropropane	10	9.872	99	4.1	30	70	130
Bromodichloromethane	10	10.16	102	5.0	30	70	130
cis-1,3-Dichloropropene	10	9.915	99	2.0	30	70	130
Toluene	10	9.958	100	3.0	30	70	130
4-Methyl-2-Pentanone	10	10.67	107	6.8	30	70	130
Tetrachloroethene	10	10.36	104	1.9	30	70	130
trans-1,3-Dichloropropene	10	9.651	97	4.2	30	70	130
1,1,2-Trichloroethane	10	9.735	97	3.1	30	70	130
Dibromochloromethane	10	10.72	107	4.8	30	70	130

FORM III VOA

3C

Water VOLATILE LCS SPIKE / LCS SPIKE DUPLICATE RECOVERY

Lab Name: Phoenix Environmental Labs Client: NETC

Lab Code: Phoenix Case No: SAS No: SDG No GBY76292

LCS Spike - Client Id: BY76293 LCS Level:(low/med) Low

COMPOUND	SPIKE ADDED ug/L	SAMPLE CONCENTRATION ug/L	LCS CONCENTRATION ug/L	LCS % REC #	QC. LIMITS REC.	
1,3-Dichloropropane	10	0.0	9.370	94	70	130
1,2-Dibromoethane	10	0.0	9.539	95	70	130
2-Hexanone	10	0.0	9.911	99	70	130
Chlorobenzene	10	0.0	9.621	96	70	130
Ethylbenzene	10	0.0	9.812	98	70	130
1,1,1,2-Tetrachloroethane	10	0.0	9.831	98	70	130
m&p-Xylene	20	0.0	19.60	98	70	130
o-Xylene	10	0.0	9.802	98	70	130
Styrene	10	0.0	9.629	96	70	130
Bromoform	10	0.0	9.980	100	70	130
Isopropylbenzene	10	0.0	9.913	99	70	130
Bromobenzene	10	0.0	9.466	95	70	130
n-Propylbenzene	10	0.0	9.980	100	70	130
1,1,2,2-Tetrachloroethane	10	0.0	9.789	98	70	130
2-Chlorotoluene	10	0.0	9.751	98	70	130
1,3,5-Trimethylbenzene	10	0.0	9.778	98	70	130
1,2,3-Trichloropropane	10	0.0	9.204	92	70	130
trans-1,4-Dichloro-2-butene	50	0.0	55.85	112	70	130
4-Chlorotoluene	10	0.0	9.571	96	70	130

COMPOUND	SPIKE ADDED ug/L	LCSD CONCENTRATION ug/L	LCSD % REC #	% RPD #	QC LIMITS RPD	QC LIMITS REC.	
1,3-Dichloropropane	10	9.743	97	3.1	30	70	130
1,2-Dibromoethane	10	10.00	100	5.1	30	70	130
2-Hexanone	10	10.53	105	5.9	30	70	130
Chlorobenzene	10	9.769	98	2.1	30	70	130
Ethylbenzene	10	9.871	99	1.0	30	70	130
1,1,1,2-Tetrachloroethane	10	10.17	102	4.0	30	70	130
m&p-Xylene	20	19.75	99	1.0	30	70	130
o-Xylene	10	9.907	99	1.0	30	70	130
Styrene	10	9.797	98	2.1	30	70	130
Bromoform	10	10.34	103	3.0	30	70	130
Isopropylbenzene	10	10.03	100	1.0	30	70	130
Bromobenzene	10	9.673	97	2.1	30	70	130
n-Propylbenzene	10	10.05	101	1.0	30	70	130
1,1,2,2-Tetrachloroethane	10	10.30	103	5.0	30	70	130
2-Chlorotoluene	10	9.917	99	1.0	30	70	130
1,3,5-Trimethylbenzene	10	9.865	99	1.0	30	70	130
1,2,3-Trichloropropane	10	9.715	97	5.3	30	70	130
trans-1,4-Dichloro-2-butene	50	54.49	109	2.7	30	70	130
4-Chlorotoluene	10	9.906	99	3.1	30	70	130

FORM III VOA

3C

Water VOLATILE LCS SPIKE / LCS SPIKE DUPLICATE RECOVERY

Lab Name: Phoenix Environmental Labs Client: NETC

Lab Code: Phoenix Case No: SAS No: SDG No GBY76292

LCS Spike - Client Id: BY76293 LCS Level:(low/med) Low

COMPOUND	SPIKE ADDED ug/L	SAMPLE CONCENTRATION ug/L	LCS CONCENTRATION ug/L	LCS % REC #	QC. LIMITS REC.	
tert-Butylbenzene	10	0.0	10.01	100	70	130
1,2,4-Trimethylbenzene	10	0.0	9.537	95	70	130
sec-Butylbenzene	10	0.0	10.45	105	70	130
p-Isopropyltoluene	10	0.0	10.06	101	70	130
1,3-Dichlorobenzene	10	0.0	9.730	97	30	130
1,4-Dichlorobenzene	10	0.0	9.578	96	30	130
2-Isopropyltoluene	10	0.0	10.69	107	70	130
n-Butylbenzene	10	0.0	10.12	101	70	130
1,2-Dichlorobenzene	10	0.0	9.579	96	30	130
1,2-Dibromo-3-Chloropropane	10	0.0	10.15	101	70	130
Hexachlorobutadiene	10	0.0	10.42	104	70	130
1,2,4-Trichlorobenzene	10	0.0	9.762	98	30	130
Naphthalene	10	0.0	10.11	101	70	130
1,2,3-Trichlorobenzene	10	0.0	9.942	99	70	130

COMPOUND	SPIKE ADDED ug/L	LCSD CONCENTRATION ug/L	LCSD % REC #	% RPD #	QC LIMITS RPD	QC LIMITS REC.	
tert-Butylbenzene	10	10.03	100	0.0	30	70	130
1,2,4-Trimethylbenzene	10	9.725	97	2.1	30	70	130
sec-Butylbenzene	10	10.45	105	0.0	30	70	130
p-Isopropyltoluene	10	10.04	100	1.0	30	70	130
1,3-Dichlorobenzene	10	9.888	99	2.0	20	30	130
1,4-Dichlorobenzene	10	9.810	98	2.1	20	30	130
2-Isopropyltoluene	10	10.74	107	0.0	30	70	130
n-Butylbenzene	10	10.01	100	1.0	30	70	130
1,2-Dichlorobenzene	10	9.897	99	3.1	20	30	130
1,2-Dibromo-3-Chloropropane	10	11.02	110	8.5	30	70	130
Hexachlorobutadiene	10	10.35	104	0.0	30	70	130
1,2,4-Trichlorobenzene	10	10.04	100	2.0	20	30	130
Naphthalene	10	10.49	105	3.9	30	70	130
1,2,3-Trichlorobenzene	10	10.39	104	4.9	30	70	130

FORM III VOA

3C

Water VOLATILE MATRIX SPIKE / MATRIX SPIKE DUPLICATE RECOVERY

Lab Name: Phoenix Environmental Labs Client: NETC

Lab Code: Phoenix Case No: SAS No: SDG No GBY76292

Matrix Spike - Client Id: BY76293 / BB-2 MS Level:(low/med) Low

COMPOUND	SPIKE ADDED ug/L	SAMPLE CONCENTRATION ug/L	MS CONCENTRATION ug/L	MS % REC #	QC. LIMITS REC.	
Dichlorodifluoromethane	10.00	0.0	10.49	105	70	130
Chloromethane	10.00	0.0	10.05	100	70	130
Vinyl Chloride	10.00	0.0	10.99	110	70	130
Bromomethane	10.00	0.0	8.565	86	70	130
Chloroethane	10.00	0.0	10.69	107	70	130
Trichlorofluoromethane	10.00	0.0	10.25	102	70	130
1,1-Dichloroethene	10.00	0.0	10.32	103	59	172
Trichlorotrifluoroethane	10.00	0.0	10.43	104	70	130
Carbon Disulfide	10.00	0.0	11.68	117	70	130
Acrolein	50.00	0.0	43.81	88	70	130
Methylene Chloride	10.00	0.0	8.758	88	70	130
Acetone	10.00	0.0	9.962	100	70	130
Trans-1,2-Dichloroethene	10.00	0.0	9.767	98	70	130
Methyl t-Butyl Ether (MTBE)	10.00	0.0	10.18	102	70	130
1,1-Dichloroethane	10.00	0.0	9.773	98	70	130
Acrylonitrile	10.00	0.0	9.683	97	70	130
Cis-1,2-Dichloroethene	10.00	0.0	9.332	93	70	130
2,2-Dichloropropane	10.00	0.0	9.187	92	70	130
Bromochloromethane	10.00	0.0	8.925	89	70	130

COMPOUND	SPIKE ADDED ug/L	MSD CONCENTRATION ug/L	MSD % REC #	% RPD #	QC LIMITS RPD	QC LIMITS REC.	
Dichlorodifluoromethane	10.00	10.88	109	3.7	30	70	130
Chloromethane	10.00	10.59	106	5.8	30	70	130
Vinyl Chloride	10.00	11.78	118	7.0	30	70	130
Bromomethane	10.00	11.73	117	30.5 *	30	70	130
Chloroethane	10.00	11.35	113	5.5	30	70	130
Trichlorofluoromethane	10.00	10.92	109	6.6	30	70	130
1,1-Dichloroethene	10.00	11.15	112	8.4	30	59	172
Trichlorotrifluoroethane	10.00	11.00	110	5.6	30	70	130
Carbon Disulfide	10.00	12.70	127	8.2	30	70	130
Acrolein	50.00	47.53	95	7.7	30	70	130
Methylene Chloride	10.00	9.415	94	6.6	30	70	130
Acetone	10.00	10.36	104	3.9	30	70	130
Trans-1,2-Dichloroethene	10.00	10.62	106	7.8	30	70	130
Methyl t-Butyl Ether (MTBE)	10.00	10.91	109	6.6	30	70	130
1,1-Dichloroethane	10.00	10.43	104	5.9	30	70	130
Acrylonitrile	10.00	10.36	104	7.0	30	70	130
Cis-1,2-Dichloroethene	10.00	10.02	100	7.3	30	70	130
2,2-Dichloropropane	10.00	9.888	99	7.3	30	70	130
Bromochloromethane	10.00	9.591	96	7.6	30	70	130

FORM III VOA

3C

Water VOLATILE MATRIX SPIKE / MATRIX SPIKE DUPLICATE RECOVERY

Lab Name: Phoenix Environmental Labs Client: NETC

Lab Code: Phoenix Case No: SAS No: SDG No GBY76292

Matrix Spike - Client Id: BY76293 / BB-2 MS Level:(low/med) Low

COMPOUND	SPIKE ADDED ug/L	SAMPLE CONCENTRATION ug/L	MS CONCENTRATION ug/L	MS % REC #	QC. LIMITS REC.	
Chloroform	10.00	0.0	9.504	95	70	130
Carbon Tetrachloride	10.00	0.0	10.33	103	70	130
Tetrahydrofuran (THF)	25.00	0.0	23.01	92	70	130
1,1,1-Trichloroethane	10.00	0.0	10.13	101	70	130
Methyl Ethyl Ketone	10.00	0.0	9.198	92	70	130
1,1-Dichloropropene	10.00	0.0	10.22	102	70	130
Benzene	10.00	0.0	9.481	95	66	142
1,2-Dichloroethane	10.00	0.0	8.890	89	70	130
Trichloroethene	10.00	0.0	9.776	98	62	137
Dibromomethane	10.00	0.0	8.590	86	70	130
1,2-dichloropropane	10.00	0.0	9.123	91	70	130
Bromodichloromethane	10.00	0.0	9.033	90	70	130
cis-1,3-Dichloropropene	10.00	0.0	8.912	89	70	130
Toluene	10.00	0.0	9.496	95	59	139
4-Methyl-2-Pentanone	10.00	0.0	9.103	91	70	130
Tetrachloroethene	10.00	0.0	9.981	100	70	130
trans-1,3-Dichloropropene	10.00	0.0	8.362	84	70	130
1,1,2-Trichloroethane	10.00	0.0	8.539	85	70	130
Dibromochloromethane	10.00	0.0	9.091	91	70	130

COMPOUND	SPIKE ADDED ug/L	MSD CONCENTRATION ug/L	MSD % REC #	% RPD #	QC LIMITS RPD	QC LIMITS REC.	
Chloroform	10.00	10.18	102	7.1	30	70	130
Carbon Tetrachloride	10.00	11.32	113	9.3	30	70	130
Tetrahydrofuran (THF)	25.00	24.95	100	8.3	30	70	130
1,1,1-Trichloroethane	10.00	10.88	109	7.6	30	70	130
Methyl Ethyl Ketone	10.00	10.71	107	15.1	30	70	130
1,1-Dichloropropene	10.00	11.10	111	8.5	30	70	130
Benzene	10.00	10.31	103	8.1	30	66	142
1,2-Dichloroethane	10.00	9.695	97	8.6	30	70	130
Trichloroethene	10.00	10.67	107	8.8	30	62	137
Dibromomethane	10.00	9.393	94	8.9	30	70	130
1,2-dichloropropane	10.00	9.898	99	8.4	30	70	130
Bromodichloromethane	10.00	10.00	100	10.5	30	70	130
cis-1,3-Dichloropropene	10.00	9.702	97	8.6	30	70	130
Toluene	10.00	10.30	103	8.1	30	59	139
4-Methyl-2-Pentanone	10.00	10.02	100	9.4	30	70	130
Tetrachloroethene	10.00	10.86	109	8.6	30	70	130
trans-1,3-Dichloropropene	10.00	9.211	92	9.1	30	70	130
1,1,2-Trichloroethane	10.00	9.262	93	9.0	30	70	130
Dibromochloromethane	10.00	10.14	101	10.4	30	70	130

FORM III VOA

3C

Water VOLATILE MATRIX SPIKE / MATRIX SPIKE DUPLICATE RECOVERY

Lab Name: Phoenix Environmental Labs Client: NETC

Lab Code: Phoenix Case No: SAS No: SDG No GBY76292

Matrix Spike - Client Id: BY76293 / BB-2 MS Level:(low/med) Low

COMPOUND	SPIKE ADDED ug/L	SAMPLE CONCENTRATION ug/L	MS CONCENTRATION ug/L	MS % REC #	QC. LIMITS REC.	
1,3-Dichloropropane	10.00	0.0	8.670	87	70	130
1,2-Dibromoethane	10.00	0.0	8.644	86	70	130
2-Hexanone	10.00	0.0	8.877	89	70	130
Chlorobenzene	10.00	0.0	9.218	92	60	133
Ethylbenzene	10.00	0.0	9.591	96	70	130
1,1,1,2-Tetrachloroethane	10.00	0.0	9.237	92	70	130
m&p-Xylene	20.00	0.0	19.09	95	70	130
o-Xylene	10.00	0.0	9.469	95	70	130
Styrene	10.00	0.0	9.149	91	70	130
Bromoform	10.00	0.0	8.534	85	70	130
Isopropylbenzene	10.00	0.0	9.794	98	70	130
Bromobenzene	10.00	0.0	8.875	89	70	130
n-Propylbenzene	10.00	0.0	9.703	97	70	130
1,1,2,2-Tetrachloroethane	10.00	0.0	8.797	88	70	130
2-Chlorotoluene	10.00	0.0	9.407	94	70	130
1,3,5-Trimethylbenzene	10.00	0.0	9.438	94	70	130
1,2,3-Trichloropropane	10.00	0.0	8.512	85	70	130
trans-1,4-Dichloro-2-butene	50.00	0.0	44.53	89	70	130
4-Chlorotoluene	10.00	0.0	9.238	92	70	130

COMPOUND	SPIKE ADDED ug/L	MSD CONCENTRATION ug/L	MSD % REC #	% RPD #	QC LIMITS RPD	QC LIMITS REC.	
1,3-Dichloropropane	10.00	9.388	94	7.7	30	70	130
1,2-Dibromoethane	10.00	9.508	95	9.9	30	70	130
2-Hexanone	10.00	9.741	97	8.6	30	70	130
Chlorobenzene	10.00	10.03	100	8.3	30	60	133
Ethylbenzene	10.00	10.44	104	8.0	30	70	130
1,1,1,2-Tetrachloroethane	10.00	10.06	101	9.3	30	70	130
m&p-Xylene	20.00	20.63	103	8.1	30	70	130
o-Xylene	10.00	10.32	103	8.1	30	70	130
Styrene	10.00	9.959	100	9.4	30	70	130
Bromoform	10.00	9.564	96	12.2	30	70	130
Isopropylbenzene	10.00	10.69	107	8.8	30	70	130
Bromobenzene	10.00	9.780	98	9.6	30	70	130
n-Propylbenzene	10.00	10.67	107	9.8	30	70	130
1,1,2,2-Tetrachloroethane	10.00	9.643	96	8.7	30	70	130
2-Chlorotoluene	10.00	10.24	102	8.2	30	70	130
1,3,5-Trimethylbenzene	10.00	10.40	104	10.1	30	70	130
1,2,3-Trichloropropane	10.00	9.280	93	9.0	30	70	130
trans-1,4-Dichloro-2-butene	50.00	49.93	100	11.6	30	70	130
4-Chlorotoluene	10.00	10.19	102	10.3	30	70	130

FORM III VOA

3C

Water VOLATILE MATRIX SPIKE / MATRIX SPIKE DUPLICATE RECOVERY

Lab Name: Phoenix Environmental Labs Client: NETC

Lab Code: Phoenix Case No: SAS No: SDG No GBY76292

Matrix Spike - Client Id: BY76293 / BB-2 MS Level:(low/med) Low

COMPOUND	SPIKE ADDED ug/L	SAMPLE CONCENTRATION ug/L	MS CONCENTRATION ug/L	MS % REC #	QC. LIMITS REC.	
tert-Butylbenzene	10.00	0.0	9.750	98	70	130
1,2,4-Trimethylbenzene	10.00	0.0	9.138	91	70	130
sec-Butylbenzene	10.00	0.0	10.16	102	70	130
p-Isopropyltoluene	10.00	0.0	9.633	96	70	130
1,3-Dichlorobenzene	10.00	0.26	9.279	90	30	130
1,4-Dichlorobenzene	10.00	0.0	8.804	88	30	130
2-Isopropyltoluene	10.00	0.0	10.21	102	70	130
n-Butylbenzene	10.00	0.0	9.442	94	70	130
1,2-Dichlorobenzene	10.00	0.0	8.774	88	30	130
1,2-Dibromo-3-Chloropropane	10.00	0.0	8.249	82	70	130
Hexachlorobutadiene	10.00	0.0	9.083	91	70	130
1,2,4-Trichlorobenzene	10.00	0.0	7.984	80	30	130
Naphthalene	10.00	0.0	7.677	77	70	130
1,2,3-Trichlorobenzene	10.00	0.0	7.451	75	70	130

COMPOUND	SPIKE ADDED ug/L	MSD CONCENTRATION ug/L	MSD % REC #	% RPD #	QC LIMITS RPD	QC LIMITS REC.	
tert-Butylbenzene	10.00	10.72	107	8.8	30	70	130
1,2,4-Trimethylbenzene	10.00	10.09	101	10.4	30	70	130
sec-Butylbenzene	10.00	11.11	111	8.5	30	70	130
p-Isopropyltoluene	10.00	10.59	106	9.9	30	70	130
1,3-Dichlorobenzene	10.00	10.21	99	9.5	20	30	130
1,4-Dichlorobenzene	10.00	9.736	97	9.7	20	30	130
2-Isopropyltoluene	10.00	11.21	112	9.3	30	70	130
n-Butylbenzene	10.00	10.57	106	12.0	30	70	130
1,2-Dichlorobenzene	10.00	9.612	96	8.7	20	30	130
1,2-Dibromo-3-Chloropropane	10.00	9.426	94	13.6	30	70	130
Hexachlorobutadiene	10.00	10.52	105	14.3	30	70	130
1,2,4-Trichlorobenzene	10.00	9.282	93	15.0	20	30	130
Naphthalene	10.00	9.256	93	18.8	30	70	130
1,2,3-Trichlorobenzene	10.00	9.258	93	21.4	30	70	130

FORM III VOA

4A

VOLATILE METHOD BLANK SUMMARY

Client ID: BY76293 BLANK

Lab Name: Phoenix Environmental Labs Client: NETC

Lab Code: Phoenix Case No.: SAS No.: SDG No.: GBY76292

Lab File ID: 0803P23.D Lab Sample ID: BY76293 BLK

Date Analyzed: 08/03/2017 Time Analyzed: 17:14

GC Column: rtx-vms Lab Batch ID: 396506

Instrument ID: CHEM02 Heated Purge:(Y/N) Y

THIS METHOD BLANK APPLIES TO THE FOLLOWING SAMPLES, MS AND MSD:

	CLIENT SAMPLE NO.	LAB SAMPLE ID	LAB FILE ID	TIME ANALYZED
01	BY76293 LCS	BY76293 LCS	0803P20.D	16:01
02	BY76293 LCSD	BY76293 LCSD	0803P21.D	16:23
03	TRIP BLANK	BY76300	0803P24.D	17:44
04	BB-2	BY76293	0803P25.D	18:06
05	BB-2 DUP	BY76294	0803P26.D	18:28
06	MW-6	BY76295	0803P27.D	18:51
07	NE-1	BY76297	0803P28.D	19:13
08	B4-1	BY76298	0803P29.D	19:35
09	NW-1	BY76299	0803P30.D	19:58
10	BB-2 MS	BY76293 MS	0803P44.D	01:11
11	BB-2 MSD	BY76293 MSD	0803P45.D	01:33
12				
13				
14				
15				
16				
17				
18				
19				
20				

COMMENTS:

FORM IV VOA

5B

VOLATILE ORGANICS INSTRUMENT PERFORMANCE CHECK
BROMOFLUOROBENZENE (BFB)

Lab Name: Phoenix Environmental Labs Client: NETC

Lab Code: Phoenix Case No.: SAS No.: SDG No.: GBY76292

Lab File ID: 0803P09.D BFB Injection Date: 08/03/17

Instrument ID: CHEM02 BFB Injection Time: 11:22

GC Column: rtx-vms Heated Purge: (Y/N) Y

AutoFind: Scans 1223, 1224, 1225; Background Corrected with Scan 1216

m/e	ION ABUNDANCE CRITERIA	% RELATIVE ABUNDANCE			
50	15.0 - 40.0% of mass 95	16.0			
75	30.0 - 60.0% of mass 95	43.5			
95	Base Peak, 100% relative abundance	100.0			
96	5.0 - 9.0% of mass 95	6.6			
173	Less than 2.0% of mass 174	0.0	(	0.0	)1
174	Greater than 50.0% of mass 95	69.4			
175	5.0 - 9.0% of mass 174	7.3	(	5.1	)1
176	95.0 - 101.0% of mass 174	96.8	(	67.2	)1
177	5.0 - 9.0% of mass 176	6.4	(	4.3	)1

1-Value is % mass 95

THIS CHECK APPLIES TO THE FOLLOWING SAMPLES, MS, MSD, BLANKS, AND STANDARDS:

	CLIENT ID	LAB SAMPLE ID	LAB FILE ID	DATE ANALYZED	TIME ANALYZED	
01	ICAL 0.5	VOA 0.5 PPB STD	0803P11.D	08/03/17	12:06	
02	ICAL 2	VOA 2 PPB STD	0803P12.D	08/03/17	12:29	
03	ICAL 4	VOA 4 PPB STD	0803P13.D	08/03/17	12:51	
04	ICAL 10	VOA 10 PPB STD	0803P14.D	08/03/17	13:14	
05	ICAL 20	VOA 20 PPB STD	0803P15.D	08/03/17	13:36	
06	ICAL 30	VOA 30 PPB STD	0803P16.D	08/03/17	13:59	
07						
08						
09						
10						
11						
12						
13						
14						
15						
16						
17						
18						
19						
20						
21						
22						
23						
24						
25						

(*) Outside 12 hr clock

FORM V

Data Path : H:\V2017\CHEM02\08AUG\080317\
Data File : 0803P09.D
Acq On : 3 Aug 2017 11:22 am
Operator :
Sample : BLANK
Misc :
ALS Vial : 1 Sample Multiplier: 1

Integration File: rteint.p

Method : H:\V2017\CHEM02\METHODS\VT-P0803.M
Title : VOA Standards for 5 point calibration
Last Update : Thu Aug 03 13:54:22 2017

AutoFind: Scans 1223, 1224, 1225; Background Corrected with Scan 1216

Target Mass	Rel. to Mass	Lower Limit%	Upper Limit%	Rel. Abn%	Raw Abn	Result Pass/Fail
50	95	15	40	16.0	30067	PASS
75	95	30	60	43.5	81739	PASS
95	95	100	100	100.0	187861	PASS
96	95	5	9	6.6	12403	PASS
173	174	0.00	2	0.0	0	PASS
174	95	50	100	69.4	130341	PASS
175	174	5	9	7.3	9499	PASS
176	174	95	101	96.8	126149	PASS
177	176	5	9	6.4	8090	PASS

VT-P0803.M Thu Aug 03 13:55:33 2017

5B
VOLATILE ORGANICS INSTRUMENT PERFORMANCE CHECK
BROMOFLUOROBENZENE (BFB)

Lab Name: Phoenix Environmental Labs Client: NETC

Lab Code: Phoenix Case No.: SAS No.: SDG No.: GBY76292

Lab File ID: 0803P19.D BFB Injection Date: 08/03/17

Instrument ID: CHEM02 BFB Injection Time: 15:15

GC Column: rtx-vms Heated Purge: (Y/N) Y

AutoFind: Scans 1223, 1224, 1225; Background Corrected with Scan 1216

m/e	ION ABUNDANCE CRITERIA	% RELATIVE ABUNDANCE			
50	15.0 - 40.0% of mass 95	15.6			
75	30.0 - 60.0% of mass 95	43.3			
95	Base Peak, 100% relative abundance	100.0			
96	5.0 - 9.0% of mass 95	6.5			
173	Less than 2.0% of mass 174	0.0	(	0.0	)1
174	Greater than 50.0% of mass 95	69.5			
175	5.0 - 9.0% of mass 174	7.2	(	5.0	)1
176	95.0 - 101.0% of mass 174	95.8	(	66.6	)1
177	5.0 - 9.0% of mass 176	6.7	(	4.5	)1

1-Value is % mass 95

THIS CHECK APPLIES TO THE FOLLOWING SAMPLES, MS, MSD, BLANKS, AND STANDARDS:

	CLIENT ID	LAB SAMPLE ID	LAB FILE ID	DATE ANALYZED	TIME ANALYZED	
01	CCAL 10	VOA 10 PPB STD VOA50O II	0803P19.D	08/03/17	15:15	
02	BY76293 LCS	BY76293 LCS	0803P20.D	08/03/17	16:01	
03	BY76293 LCSD	BY76293 LCSD	0803P21.D	08/03/17	16:23	
04	BY76293 BLANK	BY76293 BLANK	0803P23.D	08/03/17	17:14	
05	TRIP BLANK	BY76300	0803P24.D	08/03/17	17:44	
06	BB-2	BY76293	0803P25.D	08/03/17	18:06	
07	BB-2 DUP	BY76294	0803P26.D	08/03/17	18:28	
08	MW-6	BY76295	0803P27.D	08/03/17	18:51	
09	NE-1	BY76297	0803P28.D	08/03/17	19:13	
10	B4-1	BY76298	0803P29.D	08/03/17	19:35	
11	NW-1	BY76299	0803P30.D	08/03/17	19:58	
12	BB-2 MS	BY76293 MS	0803P44.D	08/04/17	01:11	
13	BB-2 MSD	BY76293 MSD	0803P45.D	08/04/17	01:33	
14	CCAL 10	VOA 10 PPB STD VOA50O II	0803P46.D	08/04/17	01:56	
15						
16						
17						
18						
19						
20						
21						
22						
23						
24						
25						

(*) Outside 12 hr clock

FORM V

Data Path : H:\V2017\CHEM02\08AUG\080317\
Data File : 0803P19.D
Acq On : 3 Aug 2017 3:15 pm
Operator :
Sample : VOA 10 PPB STD
Misc : VOA50O II 08/03 MNAZ
ALS Vial : 1 Sample Multiplier: 1

Integration File: rteint.p

Method : H:\V2017\CHEM02\METHODS\VT-P0803.M
Title : VOA Standards for 5 point calibration
Last Update : Thu Aug 03 14:32:10 2017

AutoFind: Scans 1223, 1224, 1225; Background Corrected with Scan 1216

Target Mass	Rel. to Mass	Lower Limit%	Upper Limit%	Rel. Abn%	Raw Abn	Result Pass/Fail
50	95	15	40	15.6	29789	PASS
75	95	30	60	43.3	82963	PASS
95	95	100	100	100.0	191381	PASS
96	95	5	9	6.5	12496	PASS
173	174	0.00	2	0.0	0	PASS
174	95	50	100	69.5	133003	PASS
175	174	5	9	7.2	9635	PASS
176	174	95	101	95.8	127400	PASS
177	176	5	9	6.7	8539	PASS

VT-P0803.M Thu Aug 03 15:45:32 2017

8A

VOLATILE INTERNAL STANDARD AREA AND RT SUMMARY

Lab Name: Phoenix Environmental Labs Client: NETC

Lab Code: Phoenix Case No.: _____ SAS No.: _____ SDG No.: GBY76292

Lab File Id: 0803P14.D Date Analyzed: 08/03/17

Instrument ID: CHEM02 Time Analyzed: 13:14

GC Column: rtx-vms ID: 0.18 (mm) Heated Purge:(Y/N) Y

		IS1 (PFB) AREA	#	RT	#	IS2 (DFB) AREA	#	RT	#	IS3 (CBZ) AREA	#	RT	#	IS4 (DCB) AREA	#	RT	#	FILE
	12 HOUR STD	412081		3.78		705874		4.13		567590		6.15		249934		7.82		0803P14.D
	UPPER LIMIT	844766		4.28		1447042		4.63		1163560		6.65		512365		8.32		0803P14.D
	LOWER LIMIT	203980		3.28		349408		3.63		280957		5.65		123717		7.32		0803P14.D
	CLIENT ID																	
01	ICAL 0.5	402808		3.78		687674		4.13		560883		6.15		249299		7.82		0803P11.D
02	ICAL 2	412347		3.78		702813		4.13		573244		6.15		254575		7.82		0803P12.D
03	ICAL 4	416849		3.78		712472		4.13		574703		6.15		254303		7.82		0803P13.D
04	ICAL 20	422138		3.78		716915		4.13		585262		6.15		258434		7.82		0803P15.D
05	ICAL 30	411871		3.78		694639		4.13		562235		6.15		244181		7.83		0803P16.D
06																		
07																		
08																		
09																		
10																		
11																		
12																		
13																		
14																		
15																		
16																		
17																		
18																		
19																		
20																		
21																		
22																		

IS1 (PFB) = Pentafluorobenzene
IS2 (DFB) = 1,4-Difluorobenzene
IS3 (CBZ) = Chlorobenzene-d5
IS4 (DCB) = 1,4-Dichlorobenzene-d4

AREA UPPER LIMIT = +100% of internal standard area
AREA LOWER LIMIT = - 50% of internal standard area
RT UPPER LIMIT = +0.50 minutes of internal standard RT
RT LOWER LIMIT = -0.50 minutes of internal standard RT

Column used to flag values outside QC limits with an asterisk.
* Values outside of QC limits.

FORM VIII VOA

8A
VOLATILE INTERNAL STANDARD AREA AND RT SUMMARY

Lab Name: Phoenix Environmental Labs Client: NETC

Lab Code: Phoenix Case No.: _____ SAS No.: _____ SDG No.: GBY76292

Lab File Id: 0803P14.D Date Analyzed: 08/03/17

Instrument ID: CHEM02 Time Analyzed: 13:14

GC Column: rtx-vms ID: 0.18 (mm) Heated Purge:(Y/N) Y

	IS5 (DXN) AREA #	RT #							FILE
12 HOUR STD	30821	4.61							0803P14.D
UPPER LIMIT	NA	NA							0803P14.D
LOWER LIMIT	NA	NA							0803P14.D
CLIENT ID									
01 ICAL 0.5	29325	4.61							0803P11.D
02 ICAL 2	32771	4.61							0803P12.D
03 ICAL 4	32200	4.61							0803P13.D
04 ICAL 20	33471	4.61							0803P15.D
05 ICAL 30	33034	4.61							0803P16.D
06									
07									
08									
09									
10									
11									
12									
13									
14									
15									
16									
17									
18									
19									
20									
21									
22									

IS5 (DXN) = 1,4-Dioxane*D8

Due to the poor response for certain compounds, 1,4-Dioxane-d8 is used as the internal standard for this delivery group.
Note, there are no recovery ranges for this internal standard.

AREA UPPER LIMIT = +100% of internal standard area
AREA LOWER LIMIT = - 50% of internal standard area
RT UPPER LIMIT = +0.50 minutes of internal standard RT
RT LOWER LIMIT = -0.50 minutes of internal standard RT

Column used to flag values outside QC limits with an asterisk.
* Values outside of QC limits.

FORM VIII VOA

8A

VOLATILE INTERNAL STANDARD AREA AND RT SUMMARY

Lab Name: Phoenix Environmental Labs Client: NETC

Lab Code: Phoenix Case No.: _____ SAS No.: _____ SDG No.: GBY76292

Lab File Id: 0803P19.D Date Analyzed: 08/03/17

Instrument ID: CHEM02 Time Analyzed: 15:15

GC Column: rtx-vms ID: 0.18 (mm) Heated Purge:(Y/N) Y

	IS1 (PFB) AREA	#	RT	#	IS2 (DFB) AREA	#	RT	#	IS3 (CBZ) AREA	#	RT	#	IS4 (DCB) AREA	#	RT	#	FILE
12 HOUR STD	414179		3.78		712723		4.13		573491		6.15		255518		7.82		0803P19.D
UPPER LIMIT	849067		4.28		1461082		4.63		1175657		6.65		523812		8.32		0803P19.D
LOWER LIMIT	205019		3.28		352798		3.63		283878		5.65		126481		7.32		0803P19.D
CLIENT ID																	
01 BY76293 LCS	428683		3.78		727513		4.13		584789		6.15		258042		7.82		0803P20.D
02 BY76293 LCSD	426348		3.78		726548		4.13		590132		6.15		258001		7.82		0803P21.D
03 BY76293 BLANK	411158		3.78		700351		4.13		576207		6.15		251090		7.82		0803P23.D
04 TRIP BLANK	432874		3.78		733151		4.13		600759		6.15		258262		7.82		0803P24.D
05 BB-2	406655		3.78		693393		4.13		576147		6.15		256671		7.82		0803P25.D
06 BB-2 DUP	391050		3.78		671434		4.13		553816		6.15		245419		7.82		0803P26.D
07 MW-6	402925		3.78		691274		4.13		570862		6.15		248423		7.82		0803P27.D
08 NE-1	407745		3.78		692529		4.13		574916		6.15		255903		7.82		0803P28.D
09 B4-1	409842		3.78		701236		4.13		581590		6.15		256833		7.82		0803P29.D
10 NW-1	399221		3.78		684547		4.13		569354		6.15		251076		7.82		0803P30.D
11 BB-2 MS	400328		3.78		688140		4.13		552304		6.15		242772		7.82		0803P44.D
12 BB-2 MSD	396509		3.78		675863		4.13		543688		6.15		237840		7.82		0803P45.D
13 CCAL 10	391969		3.78		666045		4.13		535839		6.15		232988		7.82		0803P46.D
14																	
15																	
16																	
17																	
18																	
19																	
20																	
21																	
22																	

IS1 (PFB) = Pentafluorobenzene
IS2 (DFB) = 1,4-Difluorobenzene
IS3 (CBZ) = Chlorobenzene-d5
IS4 (DCB) = 1,4-Dichlorobenzene-d4

AREA UPPER LIMIT = +100% of internal standard area
AREA LOWER LIMIT = - 50% of internal standard area
RT UPPER LIMIT = +0.50 minutes of internal standard RT
RT LOWER LIMIT = -0.50 minutes of internal standard RT

Column used to flag values outside QC limits with an asterisk.
* Values outside of QC limits.

FORM VIII VOA

8A
VOLATILE INTERNAL STANDARD AREA AND RT SUMMARY

Lab Name: Phoenix Environmental Labs Client: NETC

Lab Code: Phoenix Case No.: _____ SAS No.: _____ SDG No.: GBY76292

Lab File Id: 0803P19.D Date Analyzed: 08/03/17

Instrument ID: CHEM02 Time Analyzed: 15:15

GC Column: rtx-vms ID: 0.18 (mm) Heated Purge:(Y/N) Y

	IS5 (DXN) AREA #	RT #							FILE
12 HOUR STD	32179	4.61							0803P19.D
UPPER LIMIT	NA	NA							0803P19.D
LOWER LIMIT	NA	NA							0803P19.D
CLIENT ID									
01 BY76293 LCS	32656	4.61							0803P20.D
02 BY76293 LCSD	32551	4.61							0803P21.D
03 BY76293 BLANK	31274	4.61							0803P23.D
04 TRIP BLANK	31678	4.61							0803P24.D
05 BB-2	30791	4.61							0803P25.D
06 BB-2 DUP	30456	4.61							0803P26.D
07 MW-6	31657	4.61							0803P27.D
08 NE-1	24291	4.61							0803P28.D
09 B4-1	27311	4.61							0803P29.D
10 NW-1	28178	4.61							0803P30.D
11 BB-2 MS	28624	4.61							0803P44.D
12 BB-2 MSD	29547	4.61							0803P45.D
13 CCAL 10	28325	4.61							0803P46.D
14									
15									
16									
17									
18									
19									
20									
21									
22									

IS5 (DXN) = 1,4-Dioxane*D8

Due to the poor response for certain compounds, 1,4-Dioxane-d8 is used as the internal standard for this delivery group.
Note, there are no recovery ranges for this internal standard.

AREA UPPER LIMIT = +100% of internal standard area
AREA LOWER LIMIT = - 50% of internal standard area
RT UPPER LIMIT = +0.50 minutes of internal standard RT
RT LOWER LIMIT = -0.50 minutes of internal standard RT

Column used to flag values outside QC limits with an asterisk.
* Values outside of QC limits.

FORM VIII VOA

CLIENT ID

VOLATILE ORGANICS ANALYSIS DATA SHEET

BB-2

Client: NETC Lab: Phoenix Env. Labs

SDG No.: GBY76292 Lab Sample ID: BY76293

Sample wt/vol: 25 (g/mL) mL Lab File ID: 0803P25.D

Level: (low/med/meth): Low Date Received: 08/01/17

% Moisture: n.a. Date Analyzed: 08/03/17

Instrument: CHEM02 Column: rtx-vms Dilution Factor: 1

Purge Volume 25000 (uL) pH: < 2 Soil Aliquot Vol: n.a. (uL)

Matrix: (soil/water) Water CONCENTRATION UNITS: (ug/L or ug/Kg) ug/L

CAS NO.	COMPOUND	CONC.	Q	MDL/LOD	RL/PQL	R
75-71-8	Dichlorodifluoromethane	1.0	U	0.25	1.0	r
74-87-3	Chloromethane	5.0	U	0.25	5.0	r
75-01-4	Vinyl Chloride	1.0	U	0.25	1.0	r
74-83-9	Bromomethane	5.0	U	0.25	5.0	r
75-00-3	Chloroethane	5.0	U	0.25	5.0	r
75-69-4	Trichlorofluoromethane	1.0	U	0.25	1.0	r
75-35-4	1,1-Dichloroethene	1.0	U	0.25	1.0	r
76-13-1	Trichlorotrifluoroethane	1.0	U	0.25	1.0	r
75-15-0	Carbon Disulfide	1.0	U	0.25	1.0	r
107-02-8	Acrolein	5.0	U	2.5	5.0	r
75-09-2	Methylene Chloride	3.0	U	1.0	3.0	r
67-64-1	Acetone	5.0	U	2.5	5.0	r
156-60-5	Trans-1,2-Dichloroethene	5.0	U	0.25	5.0	r
1634-04-4	Methyl t-Butyl Ether (MTBE)	1.0	U	0.25	1.0	r
75-34-3	1,1-Dichloroethane	5.0	U	0.25	5.0	r
107-13-1	Acrylonitrile	5.0	U	2.5	5.0	r
156-59-2	Cis-1,2-Dichloroethene	1.0	U	0.25	1.0	r
594-20-7	2,2-Dichloropropane	1.0	U	0.25	1.0	r
74-97-5	Bromochloromethane	1.0	U	0.25	1.0	r
67-66-3	Chloroform	5.0	U	0.25	5.0	r
56-23-5	Carbon Tetrachloride	1.0	U	0.25	1.0	r
109-99-9	Tetrahydrofuran (THF)	5.0	U	2.5	5.0	r
71-55-6	1,1,1-Trichloroethane	5.0	U	0.25	5.0	r
78-93-3	Methyl Ethyl Ketone	2.5	U	2.5	2.5	r
563-58-6	1,1-Dichloropropene	1.0	U	0.25	1.0	r
71-43-2	Benzene	0.70	U	0.25	0.70	r
107-06-2	1,2-Dichloroethane	0.60	U	0.50	0.60	r
79-01-6	Trichloroethene	1.0	U	0.25	1.0	r
74-95-3	Dibromomethane	1.0	U	0.25	1.0	r
78-87-5	1,2-dichloropropane	1.0	U	0.25	1.0	r
75-27-4	Bromodichloromethane	1.0	U	0.25	1.0	r
10061-01-5	cis-1,3-Dichloropropene	0.40	U	0.25	0.40	r
108-88-3	Toluene	1.0	U	0.25	1.0	r
108-10-1	4-Methyl-2-Pentanone	2.5	U	2.5	2.5	r
127-18-4	Tetrachloroethene	1.0	U	0.25	1.0	r
10061-02-6	trans-1,3-Dichloropropene	0.40	U	0.25	0.40	r

FORM I VOA

r=Result Reported U=Not Detected D=Reported Dilution E/J=Estimated Value X=Not Used S=Lab Solvent

CLIENT ID

VOLATILE ORGANICS ANALYSIS DATA SHEET

BB-2

Client: NETC Lab: Phoenix Env. Labs

SDG No.: GBY76292 Lab Sample ID: BY76293

Sample wt/vol: 25 (g/mL) mL Lab File ID: 0803P25.D

Level: (low/med/meth): Low Date Received: 08/01/17

% Moisture: n.a. Date Analyzed: 08/03/17

Instrument: CHEM02 Column: rtx-vms Dilution Factor: 1

Purge Volume 25000 (uL) pH: < 2 Soil Aliquot Vol: n.a. (uL)

Matrix: (soil/water) Water CONCENTRATION UNITS: (ug/L or ug/Kg) ug/L

CAS NO.	COMPOUND	CONC.	Q	MDL/LOD	RL/PQL	R
79-00-5	1,1,2-Trichloroethane	1.0	U	0.25	1.0	r
124-48-1	Dibromochloromethane	1.0	U	0.25	1.0	r
142-28-9	1,3-Dichloropropane	1.0	U	0.25	1.0	r
106-93-4	1,2-Dibromoethane	1.0	U	0.25	1.0	r
591-78-6	2-Hexanone	2.5	U	2.5	2.5	r
108-90-7	Chlorobenzene	5.0	U	0.25	5.0	r
100-41-4	Ethylbenzene	1.0	U	0.25	1.0	r
630-20-6	1,1,1,2-Tetrachloroethane	1.0	U	0.25	1.0	r
179601-23-1	m&p-Xylene	1.0	U	0.25	1.0	r
95-47-6	o-Xylene	1.0	U	0.25	1.0	r
100-42-5	Styrene	1.0	U	0.25	1.0	r
75-25-2	Bromoform	5.0	U	0.25	5.0	r
98-82-8	Isopropylbenzene	1.0	U	0.25	1.0	r
108-86-1	Bromobenzene	1.0	U	0.25	1.0	r
103-65-1	n-Propylbenzene	1.0	U	0.25	1.0	r
79-34-5	1,1,2,2-Tetrachloroethane	1.0	U	0.25	1.0	r
95-49-8	2-Chlorotoluene	1.0	U	0.25	1.0	r
108-67-8	1,3,5-Trimethylbenzene	1.0	U	0.25	1.0	r
96-18-4	1,2,3-Trichloropropane	1.0	U	0.25	1.0	r
110-57-6	trans-1,4-Dichloro-2-butene	2.5	U	2.5	2.5	r
106-43-4	4-Chlorotoluene	1.0	U	0.25	1.0	r
98-06-6	tert-Butylbenzene	1.0	U	0.25	1.0	r
95-63-6	1,2,4-Trimethylbenzene	1.0	U	0.25	1.0	r
135-98-8	sec-Butylbenzene	1.0	U	0.25	1.0	r
99-87-6	p-Isopropyltoluene	1.0	U	0.25	1.0	r
541-73-1	1,3-Dichlorobenzene	0.26	J	0.25	1.0	r
106-46-7	1,4-Dichlorobenzene	1.0	U	0.25	1.0	r
527-84-4	2-Isopropyltoluene	1.0	U	0.25	1.0	r
104-51-8	n-Butylbenzene	1.0	U	0.25	1.0	r
95-50-1	1,2-Dichlorobenzene	1.0	U	0.25	1.0	r
96-12-8	1,2-Dibromo-3-Chloropropane	1.0	U	0.50	1.0	r
87-68-3	Hexachlorobutadiene	0.50	U	0.20	0.50	r
120-82-1	1,2,4-Trichlorobenzene	1.0	U	0.25	1.0	r
91-20-3	Naphthalene	1.0	U	1.0	1.0	r
87-61-6	1,2,3-Trichlorobenzene	1.0	U	0.25	1.0	r

FORM I VOA

r=Result Reported U=Not Detected D=Reported Dilution E/J=Estimated Value X=Not Used S=Lab Solvent

Quantitation Report (QT Reviewed)

Data Path : H:\V2017\CHEM02\08AUG\080317\
Data File : 0803P25.D
Acq On : 3 Aug 2017 6:06 pm
Operator :
Client ID : BB-2
Lab ID : BY76293
ALS Vial : 1 Sample Multiplier: 1

Quant Time: Aug 04 11:03:23 2017
Quant Method : H:\V2017\CHEM02\Methods\VT-P0803.M
Quant Title : VOA Standards for 5 point calibration
QLast Update : Thu Aug 03 14:32:12 2017
Response via : Initial Calibration

Compound	R.T.	QIon	Response	Conc	Units	Dev(Min)
Internal Standards						
1) Pentafluorobenzene	3.782	168	406655	10.000	ug/l	0.00
29) 1,4-Difluorobenzene	4.128	114	693393	10.000	ug/l	0.00
45) Chlorobenzene-d5	6.147	117	576147	10.000	ug/l	0.00
58) 1,4-Dichlorobenzene-d4	7.820	152	256671	10.000	ug/l	0.00
83) 1,4-Dioxane d8	4.609	96	30791	500.000	ug/l	0.00
System Monitoring Compounds						
27) % Dibromofluoromethane	3.479	192	27528	9.866	ug/l	0.00
Spiked Amount 10.000	Range 70 - 130		Recovery = 98.70%			
40) % Toluene-d8	5.043	98	822654	9.886	ug/l	0.00
Spiked Amount 10.000	Range 70 - 130		Recovery = 98.90%			
57) % Bromofluorobenzene	7.067	95	266879	9.818	ug/l	0.00
Spiked Amount 10.000	Range 70 - 130		Recovery = 98.20%			
59) % 1,2-dichlorobenzene-d4	8.077	152	195419	10.033	ug/l	0.00
Spiked Amount 10.000	Range 70 - 130		Recovery = 100.30%			
Target Compounds						Qvalue
73) 1,3-Dichlorobenzene	7.773	146	8988	0.261	ug/l	100

(#)out of range (m)manual integration reviewed by analyst (+)signals summed

Quantitation Report (QT Reviewed)

Data Path : H:\V2017\CHEM02\08AUG\080317\
Data File : 0803P25.D
Acq On : 3 Aug 2017 6:06 pm
Operator :
Client ID : BB-2
Lab ID : BY76293
ALS Vial : 1 Sample Multiplier: 1

Quant Time: Aug 04 11:03:23 2017
Quant Method : H:\V2017\CHEM02\Methods\VT-P0803.M
Quant Title : VOA Standards for 5 point calibration
QLast Update : Thu Aug 03 14:32:12 2017
Response via : Initial Calibration



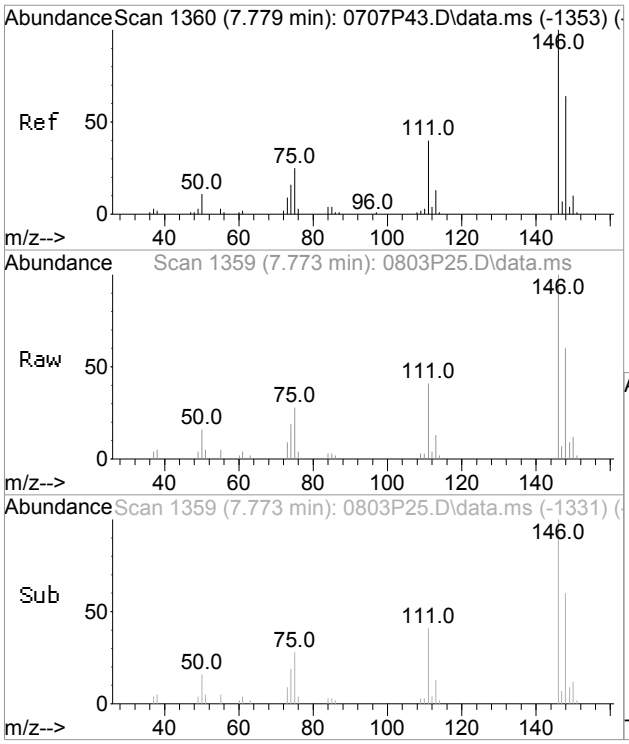

#73
1,3-Dichlorobenzene
Concen: 0.26 ug/l
RT: 7.773 min Scan# 1359
Delta R.T. -0.005 min
Lab File: 0803P25.D
Acq: 3 Aug 2017 6:06 pm

Tgt Ion:146 Resp: 8988

Ion	Ratio	Lower	Upper
146	100		
111	41.5	11.3	71.3
148	63.8	33.3	93.3

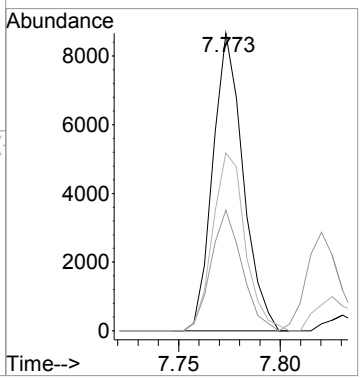

CLIENT ID

VOLATILE ORGANICS ANALYSIS DATA SHEET

BB-2 DUP

Client: NETC Lab: Phoenix Env. Labs

SDG No.: GBY76292 Lab Sample ID: BY76294

Sample wt/vol: 25 (g/mL) mL Lab File ID: 0803P26.D

Level: (low/med/meth): Low Date Received: 08/01/17

% Moisture: n.a. Date Analyzed: 08/03/17

Instrument: CHEM02 Column: rtx-vms Dilution Factor: 1

Purge Volume 25000 (uL) pH: < 2 Soil Aliquot Vol: n.a. (uL)

Matrix: (soil/water) Water CONCENTRATION UNITS: (ug/L or ug/Kg) ug/L

CAS NO.	COMPOUND	CONC.	Q	MDL/LOD	RL/PQL	R
75-71-8	Dichlorodifluoromethane	1.0	U	0.25	1.0	r
74-87-3	Chloromethane	5.0	U	0.25	5.0	r
75-01-4	Vinyl Chloride	1.0	U	0.25	1.0	r
74-83-9	Bromomethane	5.0	U	0.25	5.0	r
75-00-3	Chloroethane	5.0	U	0.25	5.0	r
75-69-4	Trichlorofluoromethane	1.0	U	0.25	1.0	r
75-35-4	1,1-Dichloroethene	1.0	U	0.25	1.0	r
76-13-1	Trichlorotrifluoroethane	1.0	U	0.25	1.0	r
75-15-0	Carbon Disulfide	1.0	U	0.25	1.0	r
107-02-8	Acrolein	5.0	U	2.5	5.0	r
75-09-2	Methylene Chloride	3.0	U	1.0	3.0	r
67-64-1	Acetone	5.0	U	2.5	5.0	r
156-60-5	Trans-1,2-Dichloroethene	5.0	U	0.25	5.0	r
1634-04-4	Methyl t-Butyl Ether (MTBE)	1.0	U	0.25	1.0	r
75-34-3	1,1-Dichloroethane	5.0	U	0.25	5.0	r
107-13-1	Acrylonitrile	5.0	U	2.5	5.0	r
156-59-2	Cis-1,2-Dichloroethene	1.0	U	0.25	1.0	r
594-20-7	2,2-Dichloropropane	1.0	U	0.25	1.0	r
74-97-5	Bromochloromethane	1.0	U	0.25	1.0	r
67-66-3	Chloroform	5.0	U	0.25	5.0	r
56-23-5	Carbon Tetrachloride	1.0	U	0.25	1.0	r
109-99-9	Tetrahydrofuran (THF)	5.0	U	2.5	5.0	r
71-55-6	1,1,1-Trichloroethane	5.0	U	0.25	5.0	r
78-93-3	Methyl Ethyl Ketone	2.5	U	2.5	2.5	r
563-58-6	1,1-Dichloropropene	1.0	U	0.25	1.0	r
71-43-2	Benzene	0.70	U	0.25	0.70	r
107-06-2	1,2-Dichloroethane	0.60	U	0.50	0.60	r
79-01-6	Trichloroethene	1.0	U	0.25	1.0	r
74-95-3	Dibromomethane	1.0	U	0.25	1.0	r
78-87-5	1,2-dichloropropane	1.0	U	0.25	1.0	r
75-27-4	Bromodichloromethane	1.0	U	0.25	1.0	r
10061-01-5	cis-1,3-Dichloropropene	0.40	U	0.25	0.40	r
108-88-3	Toluene	1.0	U	0.25	1.0	r
108-10-1	4-Methyl-2-Pentanone	2.5	U	2.5	2.5	r
127-18-4	Tetrachloroethene	1.0	U	0.25	1.0	r
10061-02-6	trans-1,3-Dichloropropene	0.40	U	0.25	0.40	r

FORM I VOA

r=Result Reported U=Not Detected D=Reported Dilution E/J=Estimated Value X=Not Used S=Lab Solvent

CLIENT ID

VOLATILE ORGANICS ANALYSIS DATA SHEET

BB-2 DUP

Client: NETC Lab: Phoenix Env. Labs

SDG No.: GBY76292 Lab Sample ID: BY76294

Sample wt/vol: 25 (g/mL) mL Lab File ID: 0803P26.D

Level: (low/med/meth): Low Date Received: 08/01/17

% Moisture: n.a. Date Analyzed: 08/03/17

Instrument: CHEM02 Column: rtx-vms Dilution Factor: 1

Purge Volume 25000 (uL) pH: < 2 Soil Aliquot Vol: n.a. (uL)

Matrix: (soil/water) Water CONCENTRATION UNITS: (ug/L or ug/Kg) ug/L

CAS NO.	COMPOUND	CONC.	Q	MDL/LOD	RL/PQL	R
79-00-5	1,1,2-Trichloroethane	1.0	U	0.25	1.0	r
124-48-1	Dibromochloromethane	1.0	U	0.25	1.0	r
142-28-9	1,3-Dichloropropane	1.0	U	0.25	1.0	r
106-93-4	1,2-Dibromoethane	1.0	U	0.25	1.0	r
591-78-6	2-Hexanone	2.5	U	2.5	2.5	r
108-90-7	Chlorobenzene	5.0	U	0.25	5.0	r
100-41-4	Ethylbenzene	1.0	U	0.25	1.0	r
630-20-6	1,1,1,2-Tetrachloroethane	1.0	U	0.25	1.0	r
179601-23-1	m&p-Xylene	1.0	U	0.25	1.0	r
95-47-6	o-Xylene	1.0	U	0.25	1.0	r
100-42-5	Styrene	1.0	U	0.25	1.0	r
75-25-2	Bromoform	5.0	U	0.25	5.0	r
98-82-8	Isopropylbenzene	1.0	U	0.25	1.0	r
108-86-1	Bromobenzene	1.0	U	0.25	1.0	r
103-65-1	n-Propylbenzene	1.0	U	0.25	1.0	r
79-34-5	1,1,2,2-Tetrachloroethane	1.0	U	0.25	1.0	r
95-49-8	2-Chlorotoluene	1.0	U	0.25	1.0	r
108-67-8	1,3,5-Trimethylbenzene	1.0	U	0.25	1.0	r
96-18-4	1,2,3-Trichloropropane	1.0	U	0.25	1.0	r
110-57-6	trans-1,4-Dichloro-2-butene	2.5	U	2.5	2.5	r
106-43-4	4-Chlorotoluene	1.0	U	0.25	1.0	r
98-06-6	tert-Butylbenzene	1.0	U	0.25	1.0	r
95-63-6	1,2,4-Trimethylbenzene	1.0	U	0.25	1.0	r
135-98-8	sec-Butylbenzene	1.0	U	0.25	1.0	r
99-87-6	p-Isopropyltoluene	1.0	U	0.25	1.0	r
541-73-1	1,3-Dichlorobenzene	0.27	J	0.25	1.0	r
106-46-7	1,4-Dichlorobenzene	1.0	U	0.25	1.0	r
527-84-4	2-Isopropyltoluene	1.0	U	0.25	1.0	r
104-51-8	n-Butylbenzene	1.0	U	0.25	1.0	r
95-50-1	1,2-Dichlorobenzene	1.0	U	0.25	1.0	r
96-12-8	1,2-Dibromo-3-Chloropropane	1.0	U	0.50	1.0	r
87-68-3	Hexachlorobutadiene	0.50	U	0.20	0.50	r
120-82-1	1,2,4-Trichlorobenzene	1.0	U	0.25	1.0	r
91-20-3	Naphthalene	1.0	U	1.0	1.0	r
87-61-6	1,2,3-Trichlorobenzene	1.0	U	0.25	1.0	r

FORM I VOA

r=Result Reported U=Not Detected D=Reported Dilution E/J=Estimated Value X=Not Used S=Lab Solvent

Quantitation Report (QT Reviewed)

Data Path : H:\V2017\CHEM02\08AUG\080317\
Data File : 0803P26.D
Acq On : 3 Aug 2017 6:28 pm
Operator :
Client ID : BB-2 DUP
Lab ID : BY76294
ALS Vial : 1 Sample Multiplier: 1

Quant Time: Aug 04 11:46:44 2017
Quant Method : H:\V2017\CHEM02\Methods\VT-P0803.M
Quant Title : VOA Standards for 5 point calibration
QLast Update : Thu Aug 03 14:32:12 2017
Response via : Initial Calibration

Compound	R.T.	QIon	Response	Conc	Units	Dev(Min)
Internal Standards						
1) Pentafluorobenzene	3.783	168	391050	10.000	ug/l	0.00
29) 1,4-Difluorobenzene	4.128	114	671434	10.000	ug/l	0.00
45) Chlorobenzene-d5	6.147	117	553816	10.000	ug/l	0.00
58) 1,4-Dichlorobenzene-d4	7.820	152	245419	10.000	ug/l	0.00
83) 1,4-Dioxane d8	4.609	96	30456	500.000	ug/l	0.00
System Monitoring Compounds						
27) % Dibromofluoromethane	3.479	192	26776	9.979	ug/l	0.00
Spiked Amount 10.000	Range 70 - 130		Recovery = 99.80%			
40) % Toluene-d8	5.043	98	796389	9.884	ug/l	0.00
Spiked Amount 10.000	Range 70 - 130		Recovery = 98.80%			
57) % Bromofluorobenzene	7.067	95	254373	9.735	ug/l	0.00
Spiked Amount 10.000	Range 70 - 130		Recovery = 97.40%			
59) % 1,2-dichlorobenzene-d4	8.077	152	186264	10.002	ug/l	0.00
Spiked Amount 10.000	Range 70 - 130		Recovery = 100.00%			
Target Compounds						Qvalue
73) 1,3-Dichlorobenzene	7.773	146	8834	0.268	ug/l	99

(#)out of range (m)manual integration reviewed by analyst (+)signals summed

Quantitation Report (QT Reviewed)

Data Path : H:\V2017\CHEM02\08AUG\080317\
Data File : 0803P26.D
Acq On : 3 Aug 2017 6:28 pm
Operator :
Client ID : BB-2 DUP
Lab ID : BY76294
ALS Vial : 1 Sample Multiplier: 1

Quant Time: Aug 04 11:46:44 2017
Quant Method : H:\V2017\CHEM02\Methods\VT-P0803.M
Quant Title : VOA Standards for 5 point calibration
QLast Update : Thu Aug 03 14:32:12 2017
Response via : Initial Calibration



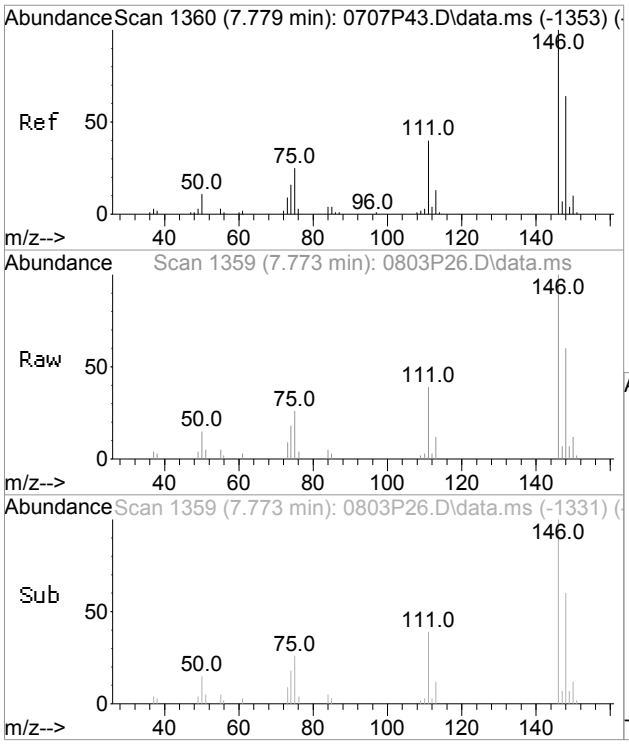

#73
1,3-Dichlorobenzene
Concen: 0.27 ug/l
RT: 7.773 min Scan# 1359
Delta R.T. -0.005 min
Lab File: 0803P26.D
Acq: 3 Aug 2017 6:28 pm

Tgt Ion:146 Resp: 8834

Ion	Ratio	Lower	Upper
146	100		
111	41.5	11.3	71.3
148	64.5	33.3	93.3

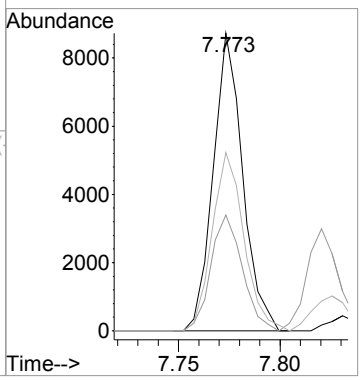

CLIENT ID

VOLATILE ORGANICS ANALYSIS DATA SHEET

MW-6

Client: NETC Lab: Phoenix Env. Labs

SDG No.: GBY76292 Lab Sample ID: BY76295

Sample wt/vol: 25 (g/mL) mL Lab File ID: 0803P27.D

Level: (low/med/meth): Low Date Received: 08/01/17

% Moisture: n.a. Date Analyzed: 08/03/17

Instrument: CHEM02 Column: rtx-vms Dilution Factor: 1

Purge Volume 25000 (uL) pH: < 2 Soil Aliquot Vol: n.a. (uL)

Matrix: (soil/water) Water CONCENTRATION UNITS: (ug/L or ug/Kg) ug/L

CAS NO.	COMPOUND	CONC.	Q	MDL/LOD	RL/PQL	R
75-71-8	Dichlorodifluoromethane	1.0	U	0.25	1.0	r
74-87-3	Chloromethane	5.0	U	0.25	5.0	r
75-01-4	Vinyl Chloride	1.0	U	0.25	1.0	r
74-83-9	Bromomethane	5.0	U	0.25	5.0	r
75-00-3	Chloroethane	5.0	U	0.25	5.0	r
75-69-4	Trichlorofluoromethane	1.0	U	0.25	1.0	r
75-35-4	1,1-Dichloroethene	1.0	U	0.25	1.0	r
76-13-1	Trichlorotrifluoroethane	1.0	U	0.25	1.0	r
75-15-0	Carbon Disulfide	1.0	U	0.25	1.0	r
107-02-8	Acrolein	5.0	U	2.5	5.0	r
75-09-2	Methylene Chloride	3.0	U	1.0	3.0	r
67-64-1	Acetone	3.1	JS	2.5	5.0	r
156-60-5	Trans-1,2-Dichloroethene	5.0	U	0.25	5.0	r
1634-04-4	Methyl t-Butyl Ether (MTBE)	1.0	U	0.25	1.0	r
75-34-3	1,1-Dichloroethane	5.0	U	0.25	5.0	r
107-13-1	Acrylonitrile	5.0	U	2.5	5.0	r
156-59-2	Cis-1,2-Dichloroethene	1.0	U	0.25	1.0	r
594-20-7	2,2-Dichloropropane	1.0	U	0.25	1.0	r
74-97-5	Bromochloromethane	1.0	U	0.25	1.0	r
67-66-3	Chloroform	5.0	U	0.25	5.0	r
56-23-5	Carbon Tetrachloride	1.0	U	0.25	1.0	r
109-99-9	Tetrahydrofuran (THF)	5.0	U	2.5	5.0	r
71-55-6	1,1,1-Trichloroethane	5.0	U	0.25	5.0	r
78-93-3	Methyl Ethyl Ketone	2.5	U	2.5	2.5	r
563-58-6	1,1-Dichloropropene	1.0	U	0.25	1.0	r
71-43-2	Benzene	0.70	U	0.25	0.70	r
107-06-2	1,2-Dichloroethane	0.60	U	0.50	0.60	r
79-01-6	Trichloroethene	1.0	U	0.25	1.0	r
74-95-3	Dibromomethane	1.0	U	0.25	1.0	r
78-87-5	1,2-dichloropropane	1.0	U	0.25	1.0	r
75-27-4	Bromodichloromethane	1.0	U	0.25	1.0	r
10061-01-5	cis-1,3-Dichloropropene	0.40	U	0.25	0.40	r
108-88-3	Toluene	1.0	U	0.25	1.0	r
108-10-1	4-Methyl-2-Pentanone	2.5	U	2.5	2.5	r
127-18-4	Tetrachloroethene	1.0	U	0.25	1.0	r
10061-02-6	trans-1,3-Dichloropropene	0.40	U	0.25	0.40	r

FORM I VOA

r=Result Reported U=Not Detected D=Reported Dilution E/J=Estimated Value X=Not Used S=Lab Solvent

CLIENT ID

VOLATILE ORGANICS ANALYSIS DATA SHEET

MW-6

Client: NETC Lab: Phoenix Env. Labs

SDG No.: GBY76292 Lab Sample ID: BY76295

Sample wt/vol: 25 (g/mL) mL Lab File ID: 0803P27.D

Level: (low/med/meth): Low Date Received: 08/01/17

% Moisture: n.a. Date Analyzed: 08/03/17

Instrument: CHEM02 Column: rtx-vms Dilution Factor: 1

Purge Volume 25000 (uL) pH: < 2 Soil Aliquot Vol: n.a. (uL)

Matrix: (soil/water) Water CONCENTRATION UNITS: (ug/L or ug/Kg) ug/L

CAS NO.	COMPOUND	CONC.	Q	MDL/LOD	RL/PQL	R
79-00-5	1,1,2-Trichloroethane	1.0	U	0.25	1.0	r
124-48-1	Dibromochloromethane	1.0	U	0.25	1.0	r
142-28-9	1,3-Dichloropropane	1.0	U	0.25	1.0	r
106-93-4	1,2-Dibromoethane	1.0	U	0.25	1.0	r
591-78-6	2-Hexanone	2.5	U	2.5	2.5	r
108-90-7	Chlorobenzene	5.0	U	0.25	5.0	r
100-41-4	Ethylbenzene	1.0	U	0.25	1.0	r
630-20-6	1,1,1,2-Tetrachloroethane	1.0	U	0.25	1.0	r
179601-23-1	m&p-Xylene	1.0	U	0.25	1.0	r
95-47-6	o-Xylene	1.0	U	0.25	1.0	r
100-42-5	Styrene	1.0	U	0.25	1.0	r
75-25-2	Bromoform	5.0	U	0.25	5.0	r
98-82-8	Isopropylbenzene	1.0	U	0.25	1.0	r
108-86-1	Bromobenzene	1.0	U	0.25	1.0	r
103-65-1	n-Propylbenzene	1.0	U	0.25	1.0	r
79-34-5	1,1,2,2-Tetrachloroethane	1.0	U	0.25	1.0	r
95-49-8	2-Chlorotoluene	1.0	U	0.25	1.0	r
108-67-8	1,3,5-Trimethylbenzene	1.0	U	0.25	1.0	r
96-18-4	1,2,3-Trichloropropane	1.0	U	0.25	1.0	r
110-57-6	trans-1,4-Dichloro-2-butene	2.5	U	2.5	2.5	r
106-43-4	4-Chlorotoluene	1.0	U	0.25	1.0	r
98-06-6	tert-Butylbenzene	1.0	U	0.25	1.0	r
95-63-6	1,2,4-Trimethylbenzene	1.0	U	0.25	1.0	r
135-98-8	sec-Butylbenzene	1.0	U	0.25	1.0	r
99-87-6	p-Isopropyltoluene	1.0	U	0.25	1.0	r
541-73-1	1,3-Dichlorobenzene	0.48	J	0.25	1.0	r
106-46-7	1,4-Dichlorobenzene	1.0	U	0.25	1.0	r
527-84-4	2-Isopropyltoluene	1.0	U	0.25	1.0	r
104-51-8	n-Butylbenzene	1.0	U	0.25	1.0	r
95-50-1	1,2-Dichlorobenzene	1.0	U	0.25	1.0	r
96-12-8	1,2-Dibromo-3-Chloropropane	1.0	U	0.50	1.0	r
87-68-3	Hexachlorobutadiene	0.50	U	0.20	0.50	r
120-82-1	1,2,4-Trichlorobenzene	1.0	U	0.25	1.0	r
91-20-3	Naphthalene	1.0	U	1.0	1.0	r
87-61-6	1,2,3-Trichlorobenzene	1.0	U	0.25	1.0	r

FORM I VOA

r=Result Reported U=Not Detected D=Reported Dilution E/J=Estimated Value X=Not Used S=Lab Solvent

Quantitation Report (QT Reviewed)

Data Path : H:\V2017\CHEM02\08AUG\080317\
Data File : 0803P27.D
Acq On : 3 Aug 2017 6:51 pm
Operator :
Client ID : MW-6
Lab ID : BY76295
ALS Vial : 1 Sample Multiplier: 1

Quant Time: Aug 04 11:47:12 2017
Quant Method : H:\V2017\CHEM02\Methods\VT-P0803.M
Quant Title : VOA Standards for 5 point calibration
QLast Update : Thu Aug 03 14:32:12 2017
Response via : Initial Calibration

Compound	R.T.	QIon	Response	Conc	Units	Dev(Min)
Internal Standards						
1) Pentafluorobenzene	3.783	168	402925	10.000	ug/l	0.00
29) 1,4-Difluorobenzene	4.128	114	691274	10.000	ug/l	0.00
45) Chlorobenzene-d5	6.147	117	570862	10.000	ug/l	0.00
58) 1,4-Dichlorobenzene-d4	7.820	152	248423	10.000	ug/l	0.00
83) 1,4-Dioxane d8	4.614	96	31657	500.000	ug/l	0.00
System Monitoring Compounds						
27) % Dibromofluoromethane	3.479	192	27192	9.836	ug/l	0.00
Spiked Amount 10.000	Range 70 - 130		Recovery = 98.40%			
40) % Toluene-d8	5.043	98	814565	9.819	ug/l	0.00
Spiked Amount 10.000	Range 70 - 130		Recovery = 98.20%			
57) % Bromofluorobenzene	7.067	95	260289	9.664	ug/l	0.00
Spiked Amount 10.000	Range 70 - 130		Recovery = 96.60%			
59) % 1,2-dichlorobenzene-d4	8.077	152	188677	10.009	ug/l	0.00
Spiked Amount 10.000	Range 70 - 130		Recovery = 100.10%			
Target Compounds						Qvalue
13) Acetone	2.418	43	4964	3.146	ug/l	99
73) 1,3-Dichlorobenzene	7.773	146	15879	0.476	ug/l	98

(#)out of range (m)manual integration reviewed by analyst (+)signals summed

Quantitation Report (QT Reviewed)

Data Path : H:\V2017\CHEM02\08AUG\080317\
Data File : 0803P27.D
Acq On : 3 Aug 2017 6:51 pm
Operator :
Client ID : MW-6
Lab ID : BY76295
ALS Vial : 1 Sample Multiplier: 1

Quant Time: Aug 04 11:47:12 2017
Quant Method : H:\V2017\CHEM02\Methods\VT-P0803.M
Quant Title : VOA Standards for 5 point calibration
QLast Update : Thu Aug 03 14:32:12 2017
Response via : Initial Calibration



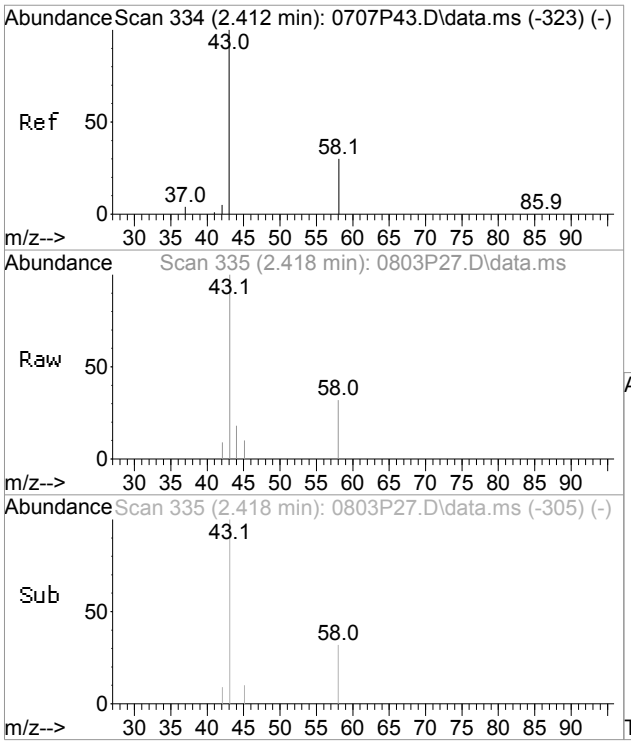

#13
Acetone
Concen: 3.15 ug/l
RT: 2.418 min Scan# 335
Delta R.T. 0.005 min
Lab File: 0803P27.D
Acq: 3 Aug 2017 6:51 pm

Tgt Ion: 43 Resp: 4964

Ion	Ratio	Lower	Upper
43	100		
58	29.4	0.0	59.7

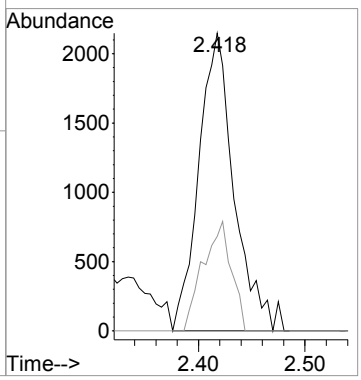

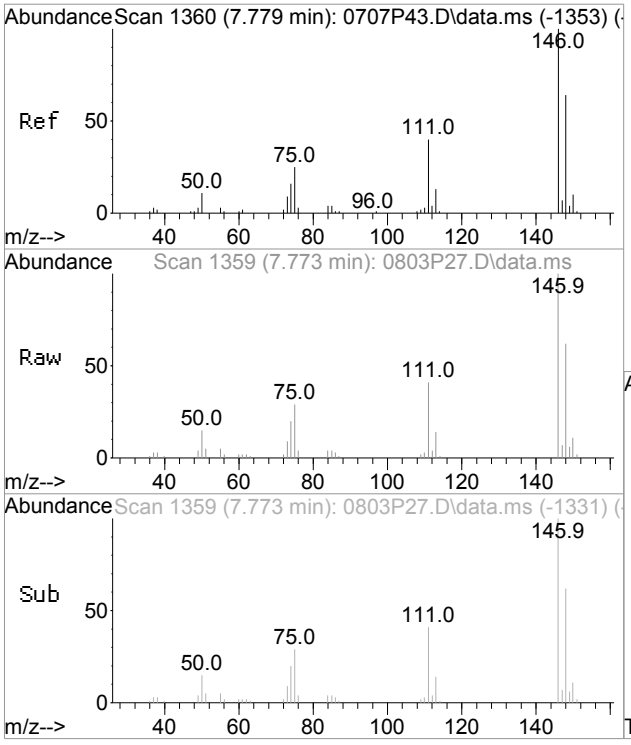

#73
1,3-Dichlorobenzene
Concen: 0.48 ug/l
RT: 7.773 min Scan# 1359
Delta R.T. -0.005 min
Lab File: 0803P27.D
Acq: 3 Aug 2017 6:51 pm

Tgt Ion:146 Resp: 15879

Ion	Ratio	Lower	Upper
146	100		
111	40.8	11.3	71.3
148	61.6	33.3	93.3

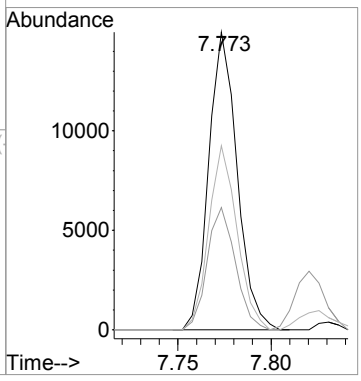

CLIENT ID

VOLATILE ORGANICS ANALYSIS DATA SHEET

NE-1

Client: NETC Lab: Phoenix Env. Labs

SDG No.: GBY76292 Lab Sample ID: BY76297

Sample wt/vol: 25 (g/mL) mL Lab File ID: 0803P28.D

Level: (low/med/meth): Low Date Received: 08/01/17

% Moisture: n.a. Date Analyzed: 08/03/17

Instrument: CHEM02 Column: rtx-vms Dilution Factor: 1

Purge Volume 25000 (uL) pH: < 2 Soil Aliquot Vol: n.a. (uL)

Matrix: (soil/water) Water CONCENTRATION UNITS: (ug/L or ug/Kg) ug/L

CAS NO.	COMPOUND	CONC.	Q	MDL/LOD	RL/PQL	R
75-71-8	Dichlorodifluoromethane	1.0	U	0.25	1.0	r
74-87-3	Chloromethane	5.0	U	0.25	5.0	r
75-01-4	Vinyl Chloride	1.0	U	0.25	1.0	r
74-83-9	Bromomethane	5.0	U	0.25	5.0	r
75-00-3	Chloroethane	5.0	U	0.25	5.0	r
75-69-4	Trichlorofluoromethane	1.0	U	0.25	1.0	r
75-35-4	1,1-Dichloroethene	1.0	U	0.25	1.0	r
76-13-1	Trichlorotrifluoroethane	1.0	U	0.25	1.0	r
75-15-0	Carbon Disulfide	1.0	U	0.25	1.0	r
107-02-8	Acrolein	5.0	U	2.5	5.0	r
75-09-2	Methylene Chloride	3.0	U	1.0	3.0	r
67-64-1	Acetone	5.2	S	2.5	5.0	r
156-60-5	Trans-1,2-Dichloroethene	5.0	U	0.25	5.0	r
1634-04-4	Methyl t-Butyl Ether (MTBE)	1.0	U	0.25	1.0	r
75-34-3	1,1-Dichloroethane	5.0	U	0.25	5.0	r
107-13-1	Acrylonitrile	5.0	U	2.5	5.0	r
156-59-2	Cis-1,2-Dichloroethene	1.0	U	0.25	1.0	r
594-20-7	2,2-Dichloropropane	1.0	U	0.25	1.0	r
74-97-5	Bromochloromethane	1.0	U	0.25	1.0	r
67-66-3	Chloroform	5.0	U	0.25	5.0	r
56-23-5	Carbon Tetrachloride	1.0	U	0.25	1.0	r
109-99-9	Tetrahydrofuran (THF)	5.0	U	2.5	5.0	r
71-55-6	1,1,1-Trichloroethane	5.0	U	0.25	5.0	r
78-93-3	Methyl Ethyl Ketone	2.5	U	2.5	2.5	r
563-58-6	1,1-Dichloropropene	1.0	U	0.25	1.0	r
71-43-2	Benzene	0.70	U	0.25	0.70	r
107-06-2	1,2-Dichloroethane	0.60	U	0.50	0.60	r
79-01-6	Trichloroethene	1.0	U	0.25	1.0	r
74-95-3	Dibromomethane	1.0	U	0.25	1.0	r
78-87-5	1,2-dichloropropane	1.0	U	0.25	1.0	r
75-27-4	Bromodichloromethane	1.0	U	0.25	1.0	r
10061-01-5	cis-1,3-Dichloropropene	0.40	U	0.25	0.40	r
108-88-3	Toluene	1.0	U	0.25	1.0	r
108-10-1	4-Methyl-2-Pentanone	2.5	U	2.5	2.5	r
127-18-4	Tetrachloroethene	1.0	U	0.25	1.0	r
10061-02-6	trans-1,3-Dichloropropene	0.40	U	0.25	0.40	r

FORM I VOA

r=Result Reported U=Not Detected D=Reported Dilution E/J=Estimated Value X=Not Used S=Lab Solvent

CLIENT ID

VOLATILE ORGANICS ANALYSIS DATA SHEET

NE-1

Client: NETC Lab: Phoenix Env. Labs

SDG No.: GBY76292 Lab Sample ID: BY76297

Sample wt/vol: 25 (g/mL) mL Lab File ID: 0803P28.D

Level: (low/med/meth): Low Date Received: 08/01/17

% Moisture: n.a. Date Analyzed: 08/03/17

Instrument: CHEM02 Column: rtx-vms Dilution Factor: 1

Purge Volume 25000 (uL) pH: < 2 Soil Aliquot Vol: n.a. (uL)

Matrix: (soil/water) Water CONCENTRATION UNITS: (ug/L or ug/Kg) ug/L

CAS NO.	COMPOUND	CONC.	Q	MDL/LOD	RL/PQL	R
79-00-5	1,1,2-Trichloroethane	1.0	U	0.25	1.0	r
124-48-1	Dibromochloromethane	1.0	U	0.25	1.0	r
142-28-9	1,3-Dichloropropane	1.0	U	0.25	1.0	r
106-93-4	1,2-Dibromoethane	1.0	U	0.25	1.0	r
591-78-6	2-Hexanone	2.5	U	2.5	2.5	r
108-90-7	Chlorobenzene	5.0	U	0.25	5.0	r
100-41-4	Ethylbenzene	1.0	U	0.25	1.0	r
630-20-6	1,1,1,2-Tetrachloroethane	1.0	U	0.25	1.0	r
179601-23-1	m&p-Xylene	1.0	U	0.25	1.0	r
95-47-6	o-Xylene	1.0	U	0.25	1.0	r
100-42-5	Styrene	1.0	U	0.25	1.0	r
75-25-2	Bromoform	5.0	U	0.25	5.0	r
98-82-8	Isopropylbenzene	1.0	U	0.25	1.0	r
108-86-1	Bromobenzene	1.0	U	0.25	1.0	r
103-65-1	n-Propylbenzene	1.0	U	0.25	1.0	r
79-34-5	1,1,2,2-Tetrachloroethane	1.0	U	0.25	1.0	r
95-49-8	2-Chlorotoluene	1.0	U	0.25	1.0	r
108-67-8	1,3,5-Trimethylbenzene	1.0	U	0.25	1.0	r
96-18-4	1,2,3-Trichloropropane	1.0	U	0.25	1.0	r
110-57-6	trans-1,4-Dichloro-2-butene	2.5	U	2.5	2.5	r
106-43-4	4-Chlorotoluene	1.0	U	0.25	1.0	r
98-06-6	tert-Butylbenzene	1.0	U	0.25	1.0	r
95-63-6	1,2,4-Trimethylbenzene	1.0	U	0.25	1.0	r
135-98-8	sec-Butylbenzene	1.0	U	0.25	1.0	r
99-87-6	p-Isopropyltoluene	1.0	U	0.25	1.0	r
541-73-1	1,3-Dichlorobenzene	0.99	J	0.25	1.0	r
106-46-7	1,4-Dichlorobenzene	1.0	U	0.25	1.0	r
527-84-4	2-Isopropyltoluene	1.0	U	0.25	1.0	r
104-51-8	n-Butylbenzene	1.0	U	0.25	1.0	r
95-50-1	1,2-Dichlorobenzene	1.0	U	0.25	1.0	r
96-12-8	1,2-Dibromo-3-Chloropropane	1.0	U	0.50	1.0	r
87-68-3	Hexachlorobutadiene	0.50	U	0.20	0.50	r
120-82-1	1,2,4-Trichlorobenzene	1.0	U	0.25	1.0	r
91-20-3	Naphthalene	1.0	U	1.0	1.0	r
87-61-6	1,2,3-Trichlorobenzene	1.0	U	0.25	1.0	r

FORM I VOA

r=Result Reported U=Not Detected D=Reported Dilution E/J=Estimated Value X=Not Used S=Lab Solvent

Quantitation Report (QT Reviewed)

Data Path : H:\V2017\CHEM02\08AUG\080317\
Data File : 0803P28.D
Acq On : 3 Aug 2017 7:13 pm
Operator :
Client ID : NE-1
Lab ID : BY76297
ALS Vial : 1 Sample Multiplier: 1

Quant Time: Aug 04 11:47:26 2017
Quant Method : H:\V2017\CHEM02\Methods\VT-P0803.M
Quant Title : VOA Standards for 5 point calibration
QLast Update : Thu Aug 03 14:32:12 2017
Response via : Initial Calibration

Compound	R.T.	QIon	Response	Conc	Units	Dev(Min)
Internal Standards						
1) Pentafluorobenzene	3.783	168	407745	10.000	ug/l	0.00
29) 1,4-Difluorobenzene	4.128	114	692529	10.000	ug/l	0.00
45) Chlorobenzene-d5	6.147	117	574916	10.000	ug/l	0.00
58) 1,4-Dichlorobenzene-d4	7.820	152	255903	10.000	ug/l	0.00
83) 1,4-Dioxane d8	4.614	96	24291	500.000	ug/l	0.00
System Monitoring Compounds						
27) % Dibromofluoromethane	3.479	192	28218	10.086	ug/l	0.00
Spiked Amount 10.000	Range 70 - 130		Recovery = 100.90%			
40) % Toluene-d8	5.043	98	823074	9.904	ug/l	0.00
Spiked Amount 10.000	Range 70 - 130		Recovery = 99.00%			
57) % Bromofluorobenzene	7.067	95	264021	9.734	ug/l	0.00
Spiked Amount 10.000	Range 70 - 130		Recovery = 97.30%			
59) % 1,2-dichlorobenzene-d4	8.077	152	195783	10.082	ug/l	0.00
Spiked Amount 10.000	Range 70 - 130		Recovery = 100.80%			
Target Compounds						Qvalue
13) Acetone	2.417	43	8248	5.166	ug/l	93
73) 1,3-Dichlorobenzene	7.773	146	34001	0.990	ug/l	99

(#)out of range (m)manual integration reviewed by analyst (+)signals summed

Quantitation Report (QT Reviewed)

Data Path : H:\V2017\CHEM02\08AUG\080317\
Data File : 0803P28.D
Acq On : 3 Aug 2017 7:13 pm
Operator :
Client ID : NE-1
Lab ID : BY76297
ALS Vial : 1 Sample Multiplier: 1

Quant Time: Aug 04 11:47:26 2017
Quant Method : H:\V2017\CHEM02\Methods\VT-P0803.M
Quant Title : VOA Standards for 5 point calibration
QLast Update : Thu Aug 03 14:32:12 2017
Response via : Initial Calibration



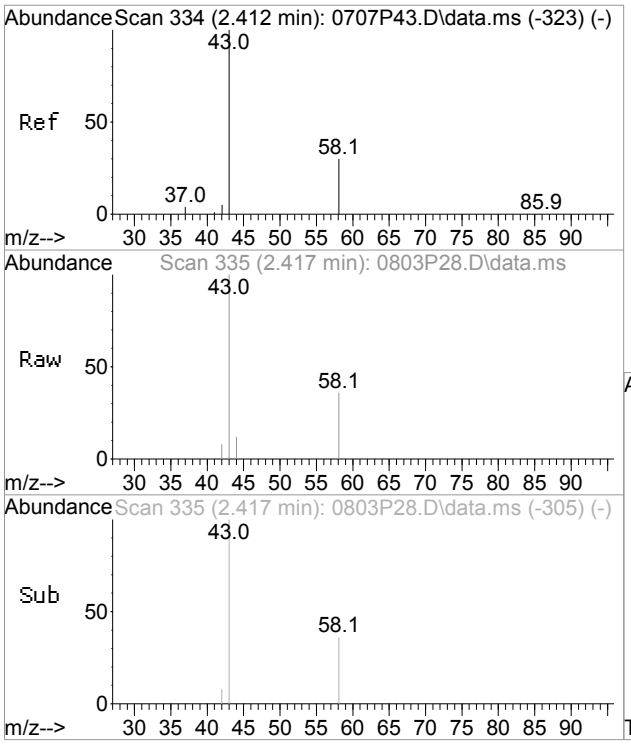

#13
Acetone
Concen: 5.17 ug/l
RT: 2.417 min Scan# 335
Delta R.T. 0.005 min
Lab File: 0803P28.D
Acq: 3 Aug 2017 7:13 pm

Tgt Ion: 43 Resp: 8248

Ion	Ratio	Lower	Upper
43	100		
58	33.7	0.0	59.7

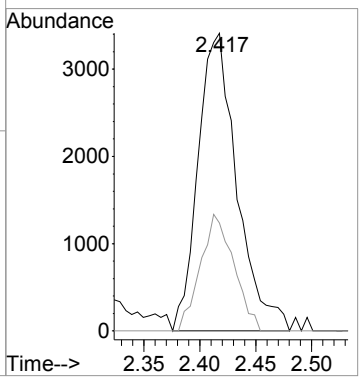

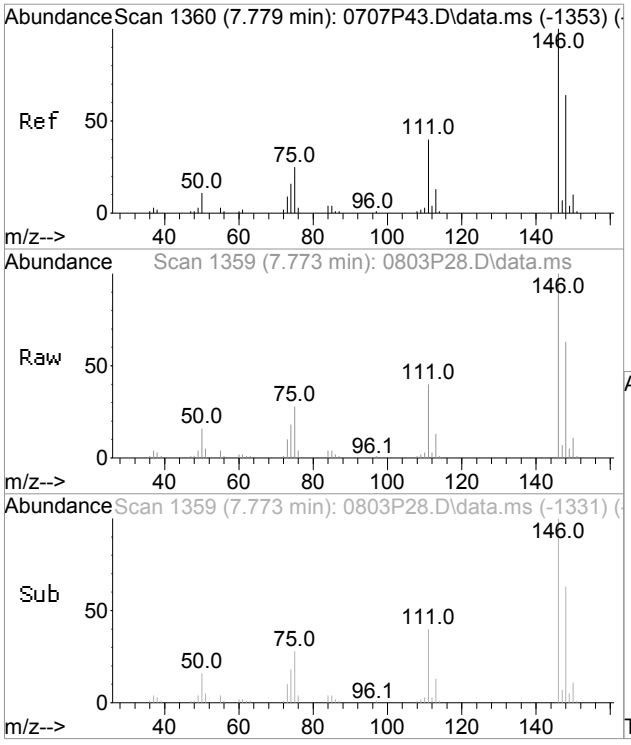

#73
1,3-Dichlorobenzene
Concen: 0.99 ug/l
RT: 7.773 min Scan# 1359
Delta R.T. -0.005 min
Lab File: 0803P28.D
Acq: 3 Aug 2017 7:13 pm

Tgt Ion:146 Resp: 34001

Ion	Ratio	Lower	Upper
146	100		
111	41.0	11.3	71.3
148	64.4	33.3	93.3

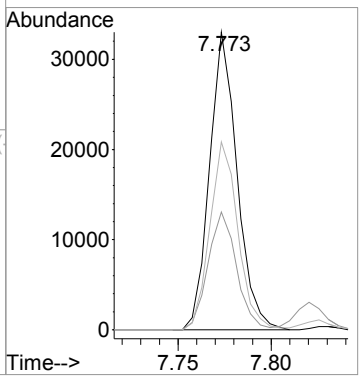

CLIENT ID

VOLATILE ORGANICS ANALYSIS DATA SHEET

B4-1

Client: NETC Lab: Phoenix Env. Labs

SDG No.: GBY76292 Lab Sample ID: BY76298

Sample wt/vol: 25 (g/mL) mL Lab File ID: 0803P29.D

Level: (low/med/meth): Low Date Received: 08/01/17

% Moisture: n.a. Date Analyzed: 08/03/17

Instrument: CHEM02 Column: rtx-vms Dilution Factor: 1

Purge Volume 25000 (uL) pH: < 2 Soil Aliquot Vol: n.a. (uL)

Matrix: (soil/water) Water CONCENTRATION UNITS: (ug/L or ug/Kg) ug/L

CAS NO.	COMPOUND	CONC.	Q	MDL/LOD	RL/PQL	R
75-71-8	Dichlorodifluoromethane	0.85	J	0.25	1.0	r
74-87-3	Chloromethane	5.0	U	0.25	5.0	r
75-01-4	Vinyl Chloride	1.0	U	0.25	1.0	r
74-83-9	Bromomethane	5.0	U	0.25	5.0	r
75-00-3	Chloroethane	5.0	U	0.25	5.0	r
75-69-4	Trichlorofluoromethane	17		0.25	1.0	r
75-35-4	1,1-Dichloroethene	1.0	U	0.25	1.0	r
76-13-1	Trichlorotrifluoroethane	1.0	U	0.25	1.0	r
75-15-0	Carbon Disulfide	1.0	U	0.25	1.0	r
107-02-8	Acrolein	5.0	U	2.5	5.0	r
75-09-2	Methylene Chloride	3.0	U	1.0	3.0	r
67-64-1	Acetone	5.0	U	2.5	5.0	r
156-60-5	Trans-1,2-Dichloroethene	5.0	U	0.25	5.0	r
1634-04-4	Methyl t-Butyl Ether (MTBE)	1.0	U	0.25	1.0	r
75-34-3	1,1-Dichloroethane	5.0	U	0.25	5.0	r
107-13-1	Acrylonitrile	5.0	U	2.5	5.0	r
156-59-2	Cis-1,2-Dichloroethene	1.0	U	0.25	1.0	r
594-20-7	2,2-Dichloropropane	1.0	U	0.25	1.0	r
74-97-5	Bromochloromethane	1.0	U	0.25	1.0	r
67-66-3	Chloroform	5.0	U	0.25	5.0	r
56-23-5	Carbon Tetrachloride	1.0	U	0.25	1.0	r
109-99-9	Tetrahydrofuran (THF)	5.0	U	2.5	5.0	r
71-55-6	1,1,1-Trichloroethane	5.0	U	0.25	5.0	r
78-93-3	Methyl Ethyl Ketone	2.5	U	2.5	2.5	r
563-58-6	1,1-Dichloropropene	1.0	U	0.25	1.0	r
71-43-2	Benzene	0.70	U	0.25	0.70	r
107-06-2	1,2-Dichloroethane	0.60	U	0.50	0.60	r
79-01-6	Trichloroethene	1.0	U	0.25	1.0	r
74-95-3	Dibromomethane	1.0	U	0.25	1.0	r
78-87-5	1,2-dichloropropane	1.0	U	0.25	1.0	r
75-27-4	Bromodichloromethane	1.0	U	0.25	1.0	r
10061-01-5	cis-1,3-Dichloropropene	0.40	U	0.25	0.40	r
108-88-3	Toluene	1.0	U	0.25	1.0	r
108-10-1	4-Methyl-2-Pentanone	2.5	U	2.5	2.5	r
127-18-4	Tetrachloroethene	1.0	U	0.25	1.0	r
10061-02-6	trans-1,3-Dichloropropene	0.40	U	0.25	0.40	r

FORM I VOA

r=Result Reported U=Not Detected D=Reported Dilution E/J=Estimated Value X=Not Used S=Lab Solvent

CLIENT ID

VOLATILE ORGANICS ANALYSIS DATA SHEET

B4-1

Client: NETC Lab: Phoenix Env. Labs

SDG No.: GBY76292 Lab Sample ID: BY76298

Sample wt/vol: 25 (g/mL) mL Lab File ID: 0803P29.D

Level: (low/med/meth): Low Date Received: 08/01/17

% Moisture: n.a. Date Analyzed: 08/03/17

Instrument: CHEM02 Column: rtx-vms Dilution Factor: 1

Purge Volume 25000 (uL) pH: < 2 Soil Aliquot Vol: n.a. (uL)

Matrix: (soil/water) Water CONCENTRATION UNITS: (ug/L or ug/Kg) ug/L

CAS NO.	COMPOUND	CONC.	Q	MDL/LOD	RL/PQL	R
79-00-5	1,1,2-Trichloroethane	1.0	U	0.25	1.0	r
124-48-1	Dibromochloromethane	1.0	U	0.25	1.0	r
142-28-9	1,3-Dichloropropane	1.0	U	0.25	1.0	r
106-93-4	1,2-Dibromoethane	1.0	U	0.25	1.0	r
591-78-6	2-Hexanone	2.5	U	2.5	2.5	r
108-90-7	Chlorobenzene	5.0	U	0.25	5.0	r
100-41-4	Ethylbenzene	1.0	U	0.25	1.0	r
630-20-6	1,1,1,2-Tetrachloroethane	1.0	U	0.25	1.0	r
179601-23-1	m&p-Xylene	1.0	U	0.25	1.0	r
95-47-6	o-Xylene	1.0	U	0.25	1.0	r
100-42-5	Styrene	1.0	U	0.25	1.0	r
75-25-2	Bromoform	5.0	U	0.25	5.0	r
98-82-8	Isopropylbenzene	1.0	U	0.25	1.0	r
108-86-1	Bromobenzene	1.0	U	0.25	1.0	r
103-65-1	n-Propylbenzene	1.0	U	0.25	1.0	r
79-34-5	1,1,2,2-Tetrachloroethane	1.0	U	0.25	1.0	r
95-49-8	2-Chlorotoluene	1.0	U	0.25	1.0	r
108-67-8	1,3,5-Trimethylbenzene	1.0	U	0.25	1.0	r
96-18-4	1,2,3-Trichloropropane	1.0	U	0.25	1.0	r
110-57-6	trans-1,4-Dichloro-2-butene	2.5	U	2.5	2.5	r
106-43-4	4-Chlorotoluene	1.0	U	0.25	1.0	r
98-06-6	tert-Butylbenzene	1.0	U	0.25	1.0	r
95-63-6	1,2,4-Trimethylbenzene	1.0	U	0.25	1.0	r
135-98-8	sec-Butylbenzene	1.0	U	0.25	1.0	r
99-87-6	p-Isopropyltoluene	1.0	U	0.25	1.0	r
541-73-1	1,3-Dichlorobenzene	0.30	J	0.25	1.0	r
106-46-7	1,4-Dichlorobenzene	1.0	U	0.25	1.0	r
527-84-4	2-Isopropyltoluene	1.0	U	0.25	1.0	r
104-51-8	n-Butylbenzene	1.0	U	0.25	1.0	r
95-50-1	1,2-Dichlorobenzene	1.0	U	0.25	1.0	r
96-12-8	1,2-Dibromo-3-Chloropropane	1.0	U	0.50	1.0	r
87-68-3	Hexachlorobutadiene	0.50	U	0.20	0.50	r
120-82-1	1,2,4-Trichlorobenzene	1.0	U	0.25	1.0	r
91-20-3	Naphthalene	1.0	U	1.0	1.0	r
87-61-6	1,2,3-Trichlorobenzene	1.0	U	0.25	1.0	r

FORM I VOA

r=Result Reported U=Not Detected D=Reported Dilution E/J=Estimated Value X=Not Used S=Lab Solvent

Quantitation Report (QT Reviewed)

Data Path : H:\V2017\CHEM02\08AUG\080317\
Data File : 0803P29.D
Acq On : 3 Aug 2017 7:35 pm
Operator :
Client ID : B4-1
Lab ID : BY76298
ALS Vial : 1 Sample Multiplier: 1

Quant Time: Aug 04 11:47:42 2017
Quant Method : H:\V2017\CHEM02\Methods\VT-P0803.M
Quant Title : VOA Standards for 5 point calibration
QLast Update : Thu Aug 03 14:32:12 2017
Response via : Initial Calibration

Compound	R.T.	QIon	Response	Conc	Units	Dev(Min)
Internal Standards						
1) Pentafluorobenzene	3.783	168	409842	10.000	ug/l	0.00
29) 1,4-Difluorobenzene	4.128	114	701236	10.000	ug/l	0.00
45) Chlorobenzene-d5	6.147	117	581590	10.000	ug/l	0.00
58) 1,4-Dichlorobenzene-d4	7.820	152	256833	10.000	ug/l	0.00
83) 1,4-Dioxane d8	4.614	96	27311	500.000	ug/l	0.00
System Monitoring Compounds						
27) % Dibromofluoromethane	3.479	192	28075	9.984	ug/l	0.00
Spiked Amount 10.000	Range 70 - 130		Recovery = 99.80%			
40) % Toluene-d8	5.043	98	833629	9.906	ug/l	0.00
Spiked Amount 10.000	Range 70 - 130		Recovery = 99.10%			
57) % Bromofluorobenzene	7.067	95	267873	9.762	ug/l	0.00
Spiked Amount 10.000	Range 70 - 130		Recovery = 97.60%			
59) % 1,2-dichlorobenzene-d4	8.077	152	194468	9.978	ug/l	0.00
Spiked Amount 10.000	Range 70 - 130		Recovery = 99.80%			
Target Compounds						Qvalue
2) Dichlorodifluoromethane	1.256	85	12672	0.851	ug/l	100
7) Trichlorofluoromethane	1.727	101	431391	17.010	ug/l	99
73) 1,3-Dichlorobenzene	7.773	146	10291	0.299	ug/l	100

(#)out of range (m)manual integration reviewed by analyst (+)signals summed

Quantitation Report (QT Reviewed)

Data Path : H:\V2017\CHEM02\08AUG\080317\
Data File : 0803P29.D
Acq On : 3 Aug 2017 7:35 pm
Operator :
Client ID : B4-1
Lab ID : BY76298
ALS Vial : 1 Sample Multiplier: 1

Quant Time: Aug 04 11:47:42 2017
Quant Method : H:\V2017\CHEM02\Methods\VT-P0803.M
Quant Title : VOA Standards for 5 point calibration
QLast Update : Thu Aug 03 14:32:12 2017
Response via : Initial Calibration



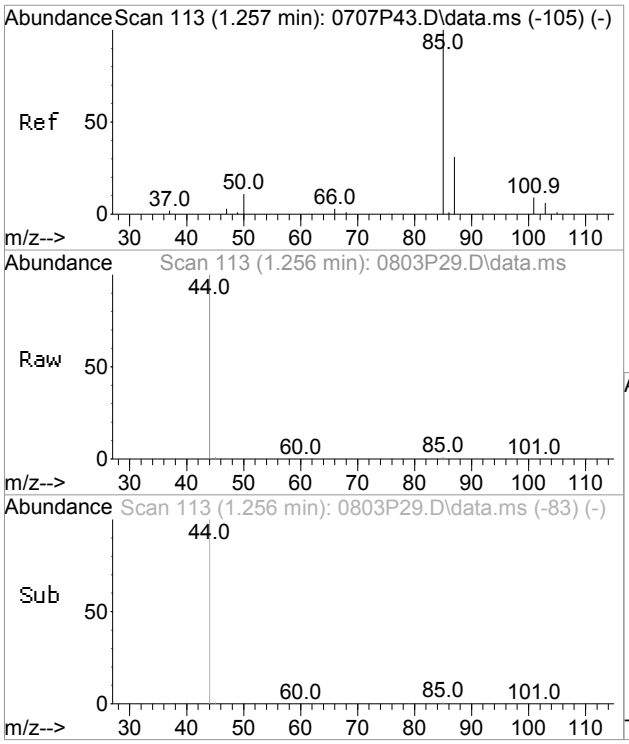

#2
Dichlorodifluoromethane
Concen: 0.85 ug/l
RT: 1.256 min Scan# 113
Delta R.T. 0.005 min
Lab File: 0803P29.D
Acq: 3 Aug 2017 7:35 pm

Tgt Ion: 85 Resp: 12672

Ion	Ratio	Lower	Upper
85	100		
87	32.3	2.2	62.2

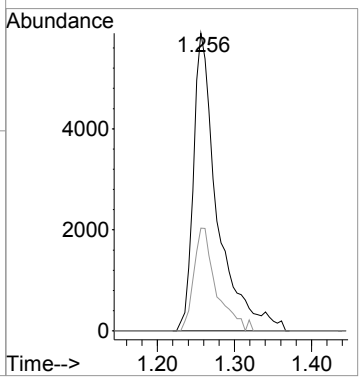

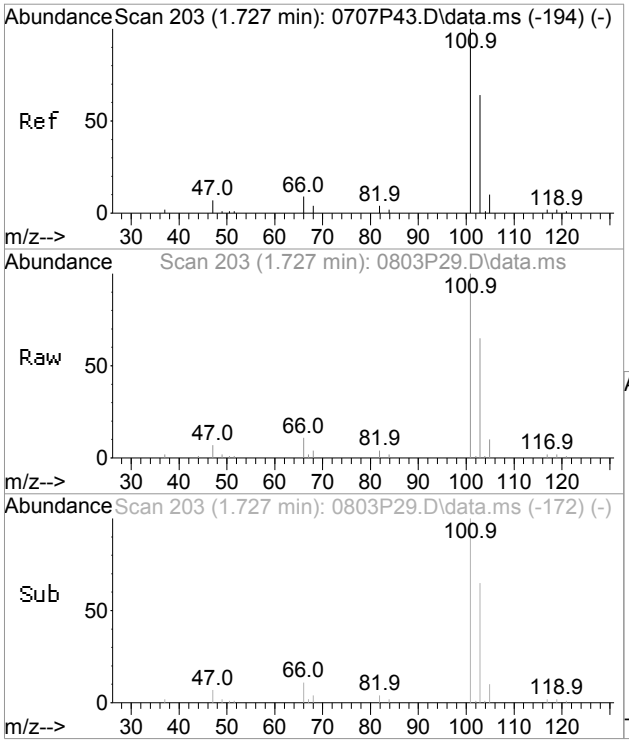

#7
Trichlorofluoromethane
Concen: 17.01 ug/l
RT: 1.727 min Scan# 203
Delta R.T. 0.010 min
Lab File: 0803P29.D
Acq: 3 Aug 2017 7:35 pm

Tgt Ion:101 Resp: 431391

Ion	Ratio	Lower	Upper
101	100		
103	65.3	34.4	94.4

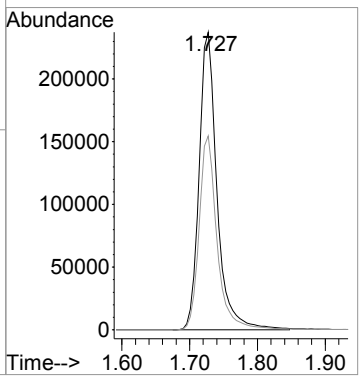

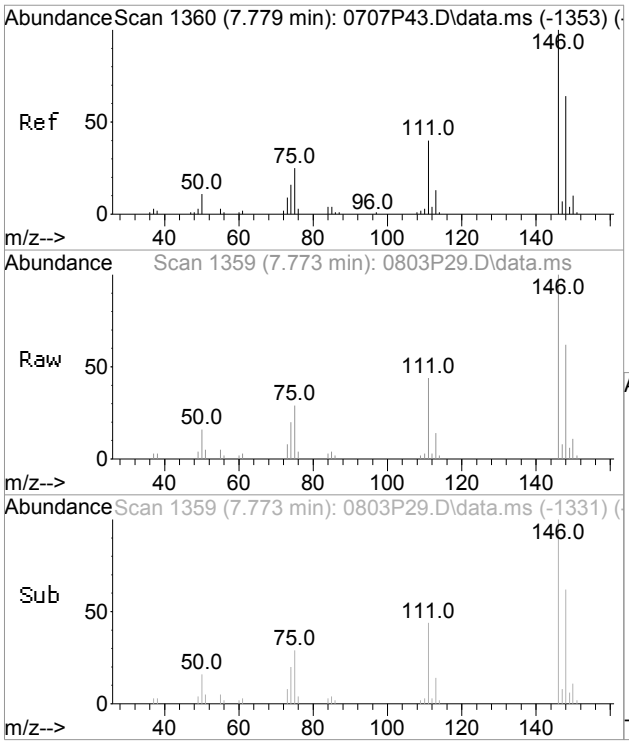

#73
1,3-Dichlorobenzene
Concen: 0.30 ug/l
RT: 7.773 min Scan# 1359
Delta R.T. -0.005 min
Lab File: 0803P29.D
Acq: 3 Aug 2017 7:35 pm

Tgt Ion:146 Resp: 10291

Ion	Ratio	Lower	Upper
146	100		
111	41.4	11.3	71.3
148	63.5	33.3	93.3

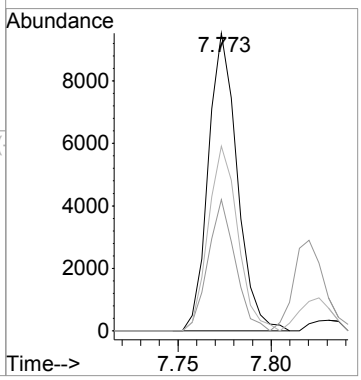

CLIENT ID

VOLATILE ORGANICS ANALYSIS DATA SHEET

NW-1

Client: NETC Lab: Phoenix Env. Labs

SDG No.: GBY76292 Lab Sample ID: BY76299

Sample wt/vol: 25 (g/mL) mL Lab File ID: 0803P30.D

Level: (low/med/meth): Low Date Received: 08/01/17

% Moisture: n.a. Date Analyzed: 08/03/17

Instrument: CHEM02 Column: rtx-vms Dilution Factor: 1

Purge Volume 25000 (uL) pH: < 2 Soil Aliquot Vol: n.a. (uL)

Matrix: (soil/water) Water CONCENTRATION UNITS: (ug/L or ug/Kg) ug/L

CAS NO.	COMPOUND	CONC.	Q	MDL/LOD	RL/PQL	R
75-71-8	Dichlorodifluoromethane	1.0	U	0.25	1.0	r
74-87-3	Chloromethane	5.0	U	0.25	5.0	r
75-01-4	Vinyl Chloride	1.0	U	0.25	1.0	r
74-83-9	Bromomethane	5.0	U	0.25	5.0	r
75-00-3	Chloroethane	5.0	U	0.25	5.0	r
75-69-4	Trichlorofluoromethane	0.28	J	0.25	1.0	r
75-35-4	1,1-Dichloroethene	1.0	U	0.25	1.0	r
76-13-1	Trichlorotrifluoroethane	1.0	U	0.25	1.0	r
75-15-0	Carbon Disulfide	1.0	U	0.25	1.0	r
107-02-8	Acrolein	5.0	U	2.5	5.0	r
75-09-2	Methylene Chloride	3.0	U	1.0	3.0	r
67-64-1	Acetone	3.7	JS	2.5	5.0	r
156-60-5	Trans-1,2-Dichloroethene	5.0	U	0.25	5.0	r
1634-04-4	Methyl t-Butyl Ether (MTBE)	1.0	U	0.25	1.0	r
75-34-3	1,1-Dichloroethane	5.0	U	0.25	5.0	r
107-13-1	Acrylonitrile	5.0	U	2.5	5.0	r
156-59-2	Cis-1,2-Dichloroethene	1.0	U	0.25	1.0	r
594-20-7	2,2-Dichloropropane	1.0	U	0.25	1.0	r
74-97-5	Bromochloromethane	1.0	U	0.25	1.0	r
67-66-3	Chloroform	5.0	U	0.25	5.0	r
56-23-5	Carbon Tetrachloride	1.0	U	0.25	1.0	r
109-99-9	Tetrahydrofuran (THF)	5.0	U	2.5	5.0	r
71-55-6	1,1,1-Trichloroethane	5.0	U	0.25	5.0	r
78-93-3	Methyl Ethyl Ketone	2.5	U	2.5	2.5	r
563-58-6	1,1-Dichloropropene	1.0	U	0.25	1.0	r
71-43-2	Benzene	0.70	U	0.25	0.70	r
107-06-2	1,2-Dichloroethane	0.60	U	0.50	0.60	r
79-01-6	Trichloroethene	1.0	U	0.25	1.0	r
74-95-3	Dibromomethane	1.0	U	0.25	1.0	r
78-87-5	1,2-dichloropropane	1.0	U	0.25	1.0	r
75-27-4	Bromodichloromethane	1.0	U	0.25	1.0	r
10061-01-5	cis-1,3-Dichloropropene	0.40	U	0.25	0.40	r
108-88-3	Toluene	1.0	U	0.25	1.0	r
108-10-1	4-Methyl-2-Pentanone	2.5	U	2.5	2.5	r
127-18-4	Tetrachloroethene	1.0	U	0.25	1.0	r
10061-02-6	trans-1,3-Dichloropropene	0.40	U	0.25	0.40	r

FORM I VOA

r=Result Reported U=Not Detected D=Reported Dilution E/J=Estimated Value X=Not Used S=Lab Solvent

CLIENT ID

VOLATILE ORGANICS ANALYSIS DATA SHEET

NW-1

Client: NETC Lab: Phoenix Env. Labs

SDG No.: GBY76292 Lab Sample ID: BY76299

Sample wt/vol: 25 (g/mL) mL Lab File ID: 0803P30.D

Level: (low/med/meth): Low Date Received: 08/01/17

% Moisture: n.a. Date Analyzed: 08/03/17

Instrument: CHEM02 Column: rtx-vms Dilution Factor: 1

Purge Volume 25000 (uL) pH: < 2 Soil Aliquot Vol: n.a. (uL)

Matrix: (soil/water) Water CONCENTRATION UNITS: (ug/L or ug/Kg) ug/L

CAS NO.	COMPOUND	CONC.	Q	MDL/LOD	RL/PQL	R
79-00-5	1,1,2-Trichloroethane	1.0	U	0.25	1.0	r
124-48-1	Dibromochloromethane	1.0	U	0.25	1.0	r
142-28-9	1,3-Dichloropropane	1.0	U	0.25	1.0	r
106-93-4	1,2-Dibromoethane	1.0	U	0.25	1.0	r
591-78-6	2-Hexanone	2.5	U	2.5	2.5	r
108-90-7	Chlorobenzene	5.0	U	0.25	5.0	r
100-41-4	Ethylbenzene	1.0	U	0.25	1.0	r
630-20-6	1,1,1,2-Tetrachloroethane	1.0	U	0.25	1.0	r
179601-23-1	m&p-Xylene	1.0	U	0.25	1.0	r
95-47-6	o-Xylene	1.0	U	0.25	1.0	r
100-42-5	Styrene	1.0	U	0.25	1.0	r
75-25-2	Bromoform	5.0	U	0.25	5.0	r
98-82-8	Isopropylbenzene	1.0	U	0.25	1.0	r
108-86-1	Bromobenzene	1.0	U	0.25	1.0	r
103-65-1	n-Propylbenzene	1.0	U	0.25	1.0	r
79-34-5	1,1,2,2-Tetrachloroethane	1.0	U	0.25	1.0	r
95-49-8	2-Chlorotoluene	1.0	U	0.25	1.0	r
108-67-8	1,3,5-Trimethylbenzene	1.0	U	0.25	1.0	r
96-18-4	1,2,3-Trichloropropane	1.0	U	0.25	1.0	r
110-57-6	trans-1,4-Dichloro-2-butene	2.5	U	2.5	2.5	r
106-43-4	4-Chlorotoluene	1.0	U	0.25	1.0	r
98-06-6	tert-Butylbenzene	1.0	U	0.25	1.0	r
95-63-6	1,2,4-Trimethylbenzene	1.0	U	0.25	1.0	r
135-98-8	sec-Butylbenzene	1.0	U	0.25	1.0	r
99-87-6	p-Isopropyltoluene	1.0	U	0.25	1.0	r
541-73-1	1,3-Dichlorobenzene	1.4		0.25	1.0	r
106-46-7	1,4-Dichlorobenzene	1.0	U	0.25	1.0	r
527-84-4	2-Isopropyltoluene	1.0	U	0.25	1.0	r
104-51-8	n-Butylbenzene	1.0	U	0.25	1.0	r
95-50-1	1,2-Dichlorobenzene	1.0	U	0.25	1.0	r
96-12-8	1,2-Dibromo-3-Chloropropane	1.0	U	0.50	1.0	r
87-68-3	Hexachlorobutadiene	0.50	U	0.20	0.50	r
120-82-1	1,2,4-Trichlorobenzene	1.0	U	0.25	1.0	r
91-20-3	Naphthalene	1.0	U	1.0	1.0	r
87-61-6	1,2,3-Trichlorobenzene	1.0	U	0.25	1.0	r

FORM I VOA

r=Result Reported U=Not Detected D=Reported Dilution E/J=Estimated Value X=Not Used S=Lab Solvent

Quantitation Report (QT Reviewed)

Data Path : H:\V2017\CHEM02\08AUG\080317\
Data File : 0803P30.D
Acq On : 3 Aug 2017 7:58 pm
Operator :
Client ID : MW-1
Lab ID : BY76299
ALS Vial : 1 Sample Multiplier: 1

Quant Time: Aug 04 11:47:57 2017
Quant Method : H:\V2017\CHEM02\Methods\VT-P0803.M
Quant Title : VOA Standards for 5 point calibration
QLast Update : Thu Aug 03 14:32:12 2017
Response via : Initial Calibration

Compound	R.T.	QIon	Response	Conc	Units	Dev(Min)
Internal Standards						
1) Pentafluorobenzene	3.782	168	399221	10.000	ug/l	0.00
29) 1,4-Difluorobenzene	4.128	114	684547	10.000	ug/l	0.00
45) Chlorobenzene-d5	6.147	117	569354	10.000	ug/l	0.00
58) 1,4-Dichlorobenzene-d4	7.820	152	251076	10.000	ug/l	0.00
83) 1,4-Dioxane d8	4.609	96	28178	500.000	ug/l	0.00
System Monitoring Compounds						
27) % Dibromofluoromethane	3.479	192	27479	10.032	ug/l	0.00
Spiked Amount 10.000	Range 70 - 130		Recovery = 100.30%			
40) % Toluene-d8	5.043	98	818110	9.959	ug/l	0.00
Spiked Amount 10.000	Range 70 - 130		Recovery = 99.60%			
57) % Bromofluorobenzene	7.067	95	263604	9.813	ug/l	0.00
Spiked Amount 10.000	Range 70 - 130		Recovery = 98.10%			
59) % 1,2-dichlorobenzene-d4	8.076	152	192359	10.096	ug/l	0.00
Spiked Amount 10.000	Range 70 - 130		Recovery = 101.00%			
Target Compounds						Qvalue
7) Trichlorofluoromethane	1.727	101	6976	0.282	ug/l	98
13) Acetone	2.417	43	5727	3.664	ug/l	96
73) 1,3-Dichlorobenzene	7.773	146	46917	1.393	ug/l	99

(#)out of range (m)manual integration reviewed by analyst (+)signals summed

Quantitation Report (QT Reviewed)

Data Path : H:\V2017\CHEM02\08AUG\080317\
Data File : 0803P30.D
Acq On : 3 Aug 2017 7:58 pm
Operator :
Client ID : MW-1
Lab ID : BY76299
ALS Vial : 1 Sample Multiplier: 1

Quant Time: Aug 04 11:47:57 2017
Quant Method : H:\V2017\CHEM02\Methods\VT-P0803.M
Quant Title : VOA Standards for 5 point calibration
QLast Update : Thu Aug 03 14:32:12 2017
Response via : Initial Calibration

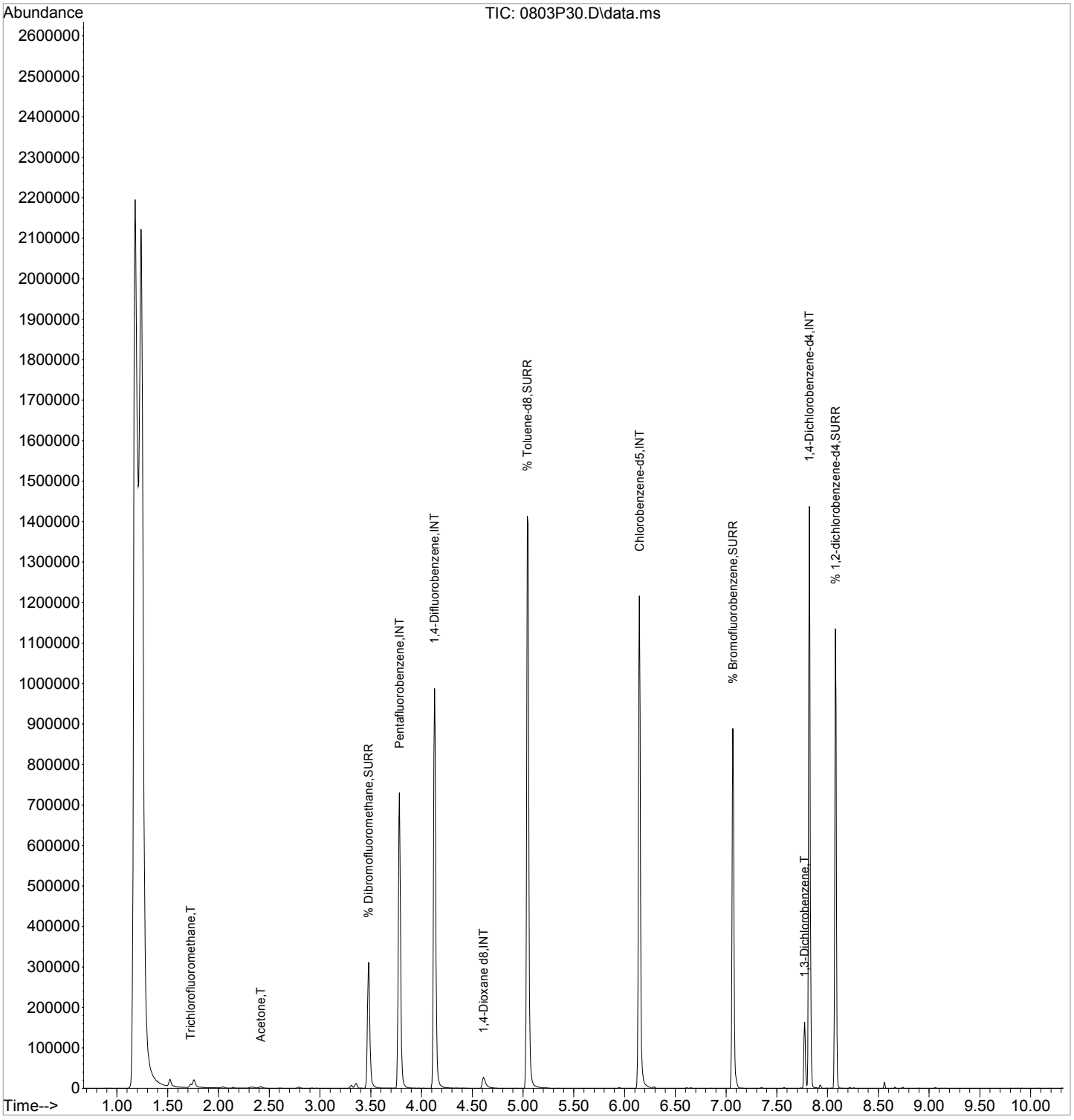

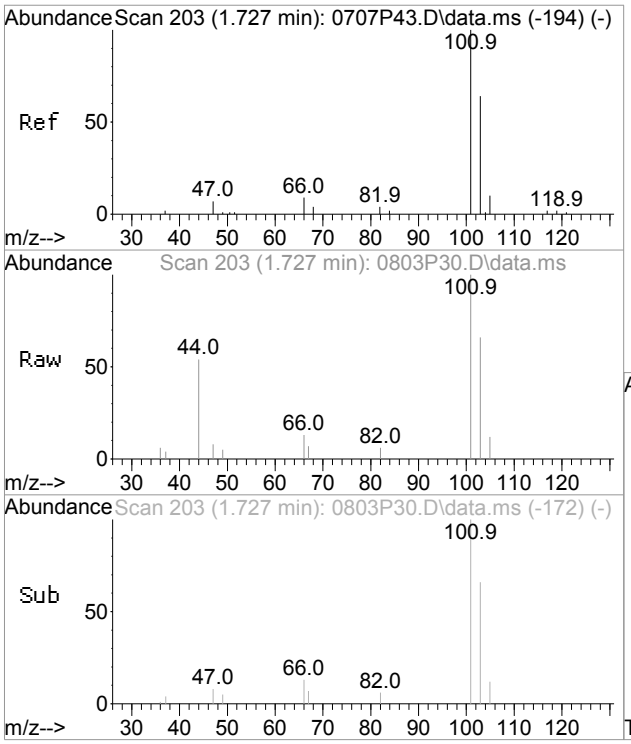

#7
Trichlorofluoromethane
Concen: 0.28 ug/l
RT: 1.727 min Scan# 203
Delta R.T. 0.010 min
Lab File: 0803P30.D
Acq: 3 Aug 2017 7:58 pm

Tgt Ion:101 Resp: 6976

Ion	Ratio	Lower	Upper
101	100		
103	62.9	34.4	94.4

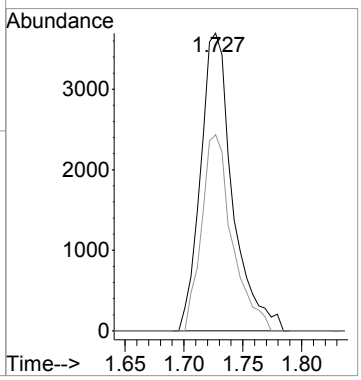

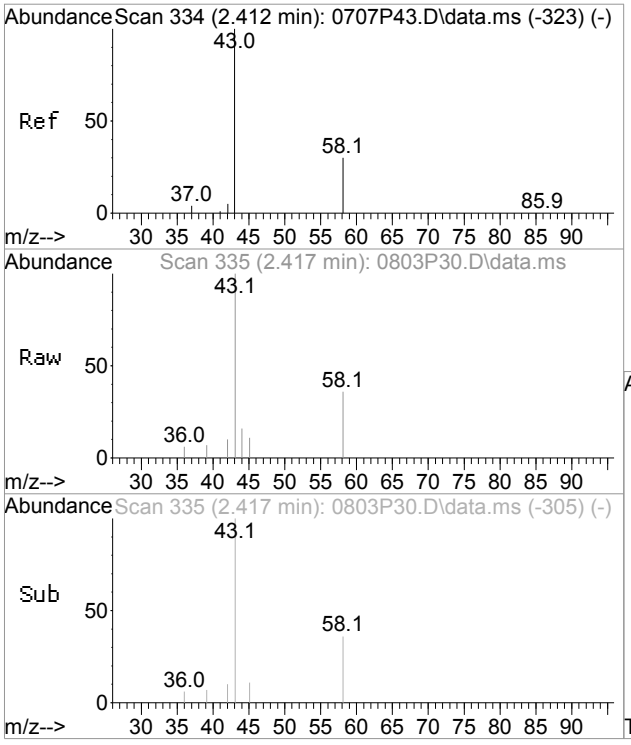

#13
Acetone
Concen: 3.66 ug/l
RT: 2.417 min Scan# 335
Delta R.T. 0.005 min
Lab File: 0803P30.D
Acq: 3 Aug 2017 7:58 pm

Tgt Ion: 43 Resp: 5727

Ion	Ratio	Lower	Upper
43	100		
58	32.0	0.0	59.7

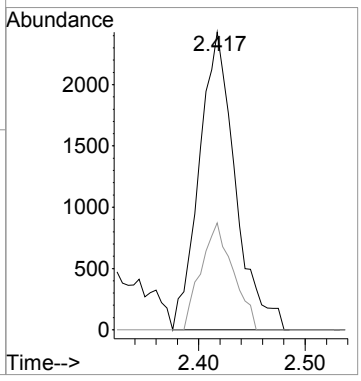

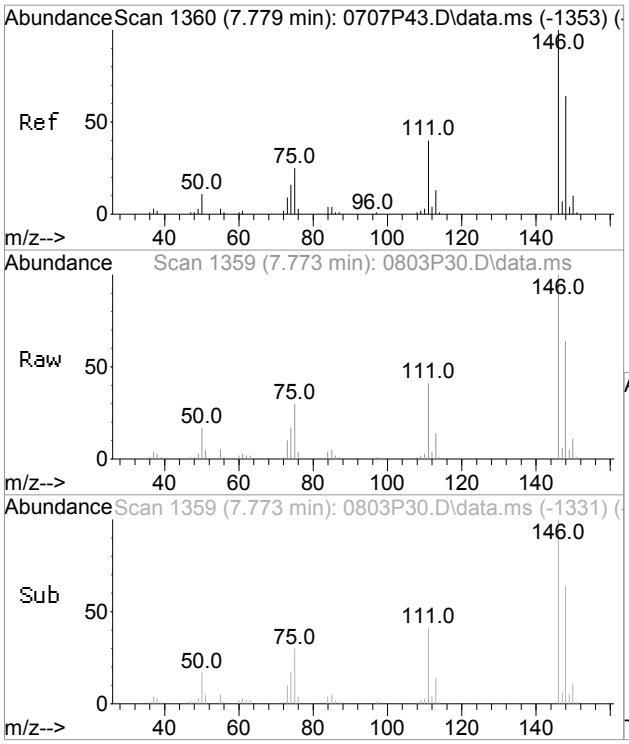

#73
1,3-Dichlorobenzene
Concen: 1.39 ug/l
RT: 7.773 min Scan# 1359
Delta R.T. -0.005 min
Lab File: 0803P30.D
Acq: 3 Aug 2017 7:58 pm

Tgt Ion:146 Resp: 46917

Ion	Ratio	Lower	Upper
146	100		
111	41.2	11.3	71.3
148	64.8	33.3	93.3

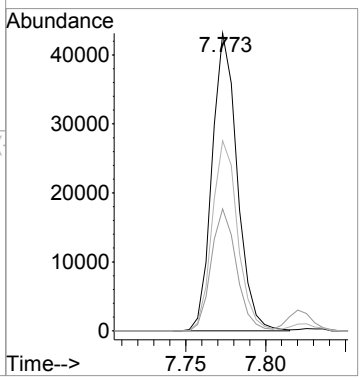

CLIENT ID

VOLATILE ORGANICS ANALYSIS DATA SHEET

TRIP BLANK

Client: NETC Lab: Phoenix Env. Labs

SDG No.: GBY76292 Lab Sample ID: BY76300

Sample wt/vol: 25 (g/mL) mL Lab File ID: 0803P24.D

Level: (low/med/meth): Low Date Received: 08/01/17

% Moisture: n.a. Date Analyzed: 08/03/17

Instrument: CHEM02 Column: rtx-vms Dilution Factor: 1

Purge Volume 25000 (uL) pH: < 2 Soil Aliquot Vol: n.a. (uL)

Matrix: (soil/water) Water CONCENTRATION UNITS: (ug/L or ug/Kg) ug/L

CAS NO.	COMPOUND	CONC.	Q	MDL/LOD	RL/PQL	R
75-71-8	Dichlorodifluoromethane	1.0	U	0.25	1.0	r
74-87-3	Chloromethane	5.0	U	0.25	5.0	r
75-01-4	Vinyl Chloride	1.0	U	0.25	1.0	r
74-83-9	Bromomethane	5.0	U	0.25	5.0	r
75-00-3	Chloroethane	5.0	U	0.25	5.0	r
75-69-4	Trichlorofluoromethane	1.0	U	0.25	1.0	r
75-35-4	1,1-Dichloroethene	1.0	U	0.25	1.0	r
76-13-1	Trichlorotrifluoroethane	1.0	U	0.25	1.0	r
75-15-0	Carbon Disulfide	1.0	U	0.25	1.0	r
107-02-8	Acrolein	5.0	U	2.5	5.0	r
75-09-2	Methylene Chloride	3.0	U	1.0	3.0	r
67-64-1	Acetone	5.0	U	2.5	5.0	r
156-60-5	Trans-1,2-Dichloroethene	5.0	U	0.25	5.0	r
1634-04-4	Methyl t-Butyl Ether (MTBE)	1.0	U	0.25	1.0	r
75-34-3	1,1-Dichloroethane	5.0	U	0.25	5.0	r
107-13-1	Acrylonitrile	5.0	U	2.5	5.0	r
156-59-2	Cis-1,2-Dichloroethene	1.0	U	0.25	1.0	r
594-20-7	2,2-Dichloropropane	1.0	U	0.25	1.0	r
74-97-5	Bromochloromethane	1.0	U	0.25	1.0	r
67-66-3	Chloroform	5.0	U	0.25	5.0	r
56-23-5	Carbon Tetrachloride	1.0	U	0.25	1.0	r
109-99-9	Tetrahydrofuran (THF)	5.0	U	2.5	5.0	r
71-55-6	1,1,1-Trichloroethane	5.0	U	0.25	5.0	r
78-93-3	Methyl Ethyl Ketone	2.5	U	2.5	2.5	r
563-58-6	1,1-Dichloropropene	1.0	U	0.25	1.0	r
71-43-2	Benzene	0.70	U	0.25	0.70	r
107-06-2	1,2-Dichloroethane	0.60	U	0.50	0.60	r
79-01-6	Trichloroethene	1.0	U	0.25	1.0	r
74-95-3	Dibromomethane	1.0	U	0.25	1.0	r
78-87-5	1,2-dichloropropane	1.0	U	0.25	1.0	r
75-27-4	Bromodichloromethane	1.0	U	0.25	1.0	r
10061-01-5	cis-1,3-Dichloropropene	0.40	U	0.25	0.40	r
108-88-3	Toluene	1.0	U	0.25	1.0	r
108-10-1	4-Methyl-2-Pentanone	2.5	U	2.5	2.5	r
127-18-4	Tetrachloroethene	1.0	U	0.25	1.0	r
10061-02-6	trans-1,3-Dichloropropene	0.40	U	0.25	0.40	r

FORM I VOA

r=Result Reported U=Not Detected D=Reported Dilution E/J=Estimated Value X=Not Used S=Lab Solvent

CLIENT ID

VOLATILE ORGANICS ANALYSIS DATA SHEET

TRIP BLANK

Client: NETC Lab: Phoenix Env. Labs

SDG No.: GBY76292 Lab Sample ID: BY76300

Sample wt/vol: 25 (g/mL) mL Lab File ID: 0803P24.D

Level: (low/med/meth): Low Date Received: 08/01/17

% Moisture: n.a. Date Analyzed: 08/03/17

Instrument: CHEM02 Column: rtx-vms Dilution Factor: 1

Purge Volume 25000 (uL) pH: < 2 Soil Aliquot Vol: n.a. (uL)

Matrix: (soil/water) Water CONCENTRATION UNITS: (ug/L or ug/Kg) ug/L

CAS NO.	COMPOUND	CONC.	Q	MDL/LOD	RL/PQL	R
79-00-5	1,1,2-Trichloroethane	1.0	U	0.25	1.0	r
124-48-1	Dibromochloromethane	1.0	U	0.25	1.0	r
142-28-9	1,3-Dichloropropane	1.0	U	0.25	1.0	r
106-93-4	1,2-Dibromoethane	1.0	U	0.25	1.0	r
591-78-6	2-Hexanone	2.5	U	2.5	2.5	r
108-90-7	Chlorobenzene	5.0	U	0.25	5.0	r
100-41-4	Ethylbenzene	1.0	U	0.25	1.0	r
630-20-6	1,1,1,2-Tetrachloroethane	1.0	U	0.25	1.0	r
179601-23-1	m&p-Xylene	1.0	U	0.25	1.0	r
95-47-6	o-Xylene	1.0	U	0.25	1.0	r
100-42-5	Styrene	1.0	U	0.25	1.0	r
75-25-2	Bromoform	5.0	U	0.25	5.0	r
98-82-8	Isopropylbenzene	1.0	U	0.25	1.0	r
108-86-1	Bromobenzene	1.0	U	0.25	1.0	r
103-65-1	n-Propylbenzene	1.0	U	0.25	1.0	r
79-34-5	1,1,2,2-Tetrachloroethane	1.0	U	0.25	1.0	r
95-49-8	2-Chlorotoluene	1.0	U	0.25	1.0	r
108-67-8	1,3,5-Trimethylbenzene	1.0	U	0.25	1.0	r
96-18-4	1,2,3-Trichloropropane	1.0	U	0.25	1.0	r
110-57-6	trans-1,4-Dichloro-2-butene	2.5	U	2.5	2.5	r
106-43-4	4-Chlorotoluene	1.0	U	0.25	1.0	r
98-06-6	tert-Butylbenzene	1.0	U	0.25	1.0	r
95-63-6	1,2,4-Trimethylbenzene	1.0	U	0.25	1.0	r
135-98-8	sec-Butylbenzene	1.0	U	0.25	1.0	r
99-87-6	p-Isopropyltoluene	1.0	U	0.25	1.0	r
541-73-1	1,3-Dichlorobenzene	1.0	U	0.25	1.0	r
106-46-7	1,4-Dichlorobenzene	1.0	U	0.25	1.0	r
527-84-4	2-Isopropyltoluene	1.0	U	0.25	1.0	r
104-51-8	n-Butylbenzene	1.0	U	0.25	1.0	r
95-50-1	1,2-Dichlorobenzene	1.0	U	0.25	1.0	r
96-12-8	1,2-Dibromo-3-Chloropropane	1.0	U	0.50	1.0	r
87-68-3	Hexachlorobutadiene	0.50	U	0.20	0.50	r
120-82-1	1,2,4-Trichlorobenzene	1.0	U	0.25	1.0	r
91-20-3	Naphthalene	1.0	U	1.0	1.0	r
87-61-6	1,2,3-Trichlorobenzene	1.0	U	0.25	1.0	r

FORM I VOA

r=Result Reported U=Not Detected D=Reported Dilution E/J=Estimated Value X=Not Used S=Lab Solvent

Quantitation Report (QT Reviewed)

Data Path : H:\V2017\CHEM02\08AUG\080317\
Data File : 0803P24.D
Acq On : 3 Aug 2017 5:44 pm
Operator :
Client ID : TRIP BLANK
Lab ID : BY76300
ALS Vial : 1 Sample Multiplier: 1

Quant Time: Aug 04 11:46:20 2017
Quant Method : H:\V2017\CHEM02\Methods\VT-P0803.M
Quant Title : VOA Standards for 5 point calibration
QLast Update : Thu Aug 03 14:32:10 2017
Response via : Initial Calibration

Compound	R.T.	QIon	Response	Conc	Units	Dev(Min)
Internal Standards						
1) Pentafluorobenzene	3.783	168	432874	10.000	ug/l	0.00
29) 1,4-Difluorobenzene	4.128	114	733151	10.000	ug/l	0.00
45) Chlorobenzene-d5	6.147	117	600759	10.000	ug/l	0.00
58) 1,4-Dichlorobenzene-d4	7.820	152	258262	10.000	ug/l	0.00
83) 1,4-Dioxane d8	4.614	96	31678	500.000	ug/l	0.00
System Monitoring Compounds						
27) % Dibromofluoromethane	3.479	192	29413	9.903	ug/l	0.00
Spiked Amount 10.000	Range 70 - 130		Recovery = 99.00%			
40) % Toluene-d8	5.043	98	870142	9.890	ug/l	0.00
Spiked Amount 10.000	Range 70 - 130		Recovery = 98.90%			
57) % Bromofluorobenzene	7.067	95	274418	9.682	ug/l	0.00
Spiked Amount 10.000	Range 70 - 130		Recovery = 96.80%			
59) % 1,2-dichlorobenzene-d4	8.077	152	197076	10.056	ug/l	0.00
Spiked Amount 10.000	Range 70 - 130		Recovery = 100.60%			
Target Compounds						Qvalue

(#)out of range (m)manual integration reviewed by analyst (+)signals summed

Quantitation Report (QT Reviewed)

Data Path : H:\V2017\CHEM02\08AUG\080317\
Data File : 0803P24.D
Acq On : 3 Aug 2017 5:44 pm
Operator :
Client ID : TRIP BLANK
Lab ID : BY76300
ALS Vial : 1 Sample Multiplier: 1

Quant Time: Aug 04 11:46:20 2017
Quant Method : H:\V2017\CHEM02\Methods\VT-P0803.M
Quant Title : VOA Standards for 5 point calibration
QLast Update : Thu Aug 03 14:32:10 2017
Response via : Initial Calibration



VOLATILE ORGANICS INITIAL CALIBRATION DATA

Lab Name: Phoenix Environmental Labs Client: NETC

Lab Code: Phoenix Case No.: SAS No.: SDG No.: GBY76292

Instrument ID: CHEM02 Calibration Date(s): 08/03/17 08/03/17

Heated Purge (Y/N): Y Calibration Time(s): 12:06 13:59

GC Column: rtx-vms Method File: VT-P0803.M

LAB FILE ID:

RRF 0.5	0803P11.D	RRF 2	0803P12.D	RRF 4	0803P13.D	RRF 10	0803P14.D
RRF 20	0803P15.D	RRF 30	0803P16.D				

COMPOUND		RRF 0.5	RRF 2	RRF 4	RRF 10	RRF 20	RRF 30			$\overline{RRF}$	% RSD	% RSD LIMITS
Dichlorodifluoromethane		0.309	0.366	0.329	0.418	0.351	0.407			0.364	11.8	20 (40)
Chloromethane		0.480	0.544	0.492	0.533	0.485	0.513			0.508	5.2	20 (40)
Vinyl Chloride		0.453	0.523	0.488	0.565	0.508	0.553			0.515	8.1	20 (30)
Bromomethane		0.083	0.108	0.120	0.158	0.163	0.189			0.137	29.0 +	20 (40)
Chloroethane		0.263	0.275	0.259	0.270	0.235	0.236			0.256	6.7	20 (40)
Trichlorofluoromethane		0.568	0.636	0.586	0.677	0.586	0.659			0.619	7.2	20 (40)
1,1-Dichloroethene		0.325	0.365	0.338	0.381	0.345	0.382			0.356	6.6	20 (30)
Trichlorotrifluoroethane		0.231	0.257	0.239	0.277	0.241	0.280			0.254	8.1	20 (40)
Carbon Disulfide		0.976	1.001	0.937	1.043	0.940	1.013			0.985	4.3	20 (40)
Acrolein	*	0.019	0.022	0.022	0.023	0.023	0.024			0.022	8.3	20 (40)
Methylene Chloride		0.457	0.424	0.409	0.414	0.402	0.414			0.420	4.7	20 (40)
Acetone	*		0.046	0.039	0.041	0.035	0.035			0.039	11.4	20 (40)
Trans-1,2-Dichloroethene		0.436	0.478	0.454	0.484	0.454	0.484			0.465	4.3	20 (40)
Methyl t-Butyl Ether (MTBE)		0.493	0.564	0.557	0.584	0.595	0.607			0.566	7.2	20 (40)
1,1-Dichloroethane		0.804	0.876	0.843	0.884	0.853	0.903			0.860	4.1	20 (40)
Acrylonitrile	*	0.035	0.046	0.047	0.049	0.051	0.052			0.047	12.9	20 (40)
Cis-1,2-Dichloroethene		0.473	0.518	0.497	0.520	0.500	0.527			0.506	4.0	20 (40)
2,2-Dichloropropane		0.557	0.634	0.596	0.652	0.628	0.687			0.626	7.2	20 (40)
Bromochloromethane		0.146	0.165	0.162	0.166	0.164	0.166			0.162	4.7	20 (40)
Chloroform		0.714	0.770	0.755	0.784	0.758	0.793			0.762	3.6	20 (30)
Carbon Tetrachloride		0.476	0.539	0.518	0.591	0.552	0.628			0.551	9.7	20 (40)
Tetrahydrofuran (THF)	*	0.034	0.038	0.038	0.038	0.039	0.038			0.038	5.2	20 (40)
1,1,1-Trichloroethane		0.631	0.706	0.667	0.737	0.685	0.755			0.697	6.6	20 (40)
Methyl Ethyl Ketone	*		0.051	0.052	0.055	0.055	0.052			0.053	3.7	20 (40)
1,1-Dichloropropene		0.341	0.384	0.363	0.399	0.369	0.408			0.377	6.6	20 (40)
Benzene		1.068	1.164	1.112	1.166	1.123	1.186			1.136	3.9	20 (40)
1,2-Dichloroethane		0.190	0.207	0.205	0.213	0.214	0.220			0.208	4.9	20 (40)
Trichloroethene		0.264	0.291	0.279	0.293	0.275	0.290			0.282	4.1	20 (40)
Dibromomethane		0.075	0.086	0.084	0.088	0.091	0.094			0.086	7.6	20 (40)
1,2-dichloropropane		0.244	0.267	0.255	0.267	0.263	0.272			0.261	4.0	20 (30)
Bromodichloromethane		0.237	0.276	0.273	0.293	0.298	0.310			0.281	9.1	20 (40)
cis-1,3-Dichloropropene		0.282	0.336	0.331	0.355	0.362	0.379			0.341	9.9	20 (40)
Toluene		0.674	0.732	0.696	0.732	0.704	0.749			0.715	3.9	20 (30)
4-Methyl-2-Pentanone	*		0.071	0.069	0.075	0.076	0.075			0.073	4.0	20 (40)
Tetrachloroethene		0.183	0.205	0.194	0.210	0.195	0.214			0.200	5.6	20 (40)
trans-1,3-Dichloropropene		0.195	0.230	0.230	0.251	0.259	0.268			0.239	11.0	20 (40)
1,1,2-Trichloroethane		0.111	0.130	0.124	0.132	0.132	0.137			0.128	7.2	20 (40)
Dibromochloromethane		0.129	0.168	0.170	0.191	0.198	0.209			0.177	16.2	20 (40)
1,3-Dichloropropane		0.256	0.287	0.278	0.295	0.292	0.302			0.285	5.8	20 (40)
1,2-Dibromoethane		0.120	0.140	0.137	0.146	0.147	0.154			0.141	8.2	20 (40)
2-Hexanone	*		0.056	0.056	0.060	0.063	0.065			0.060	6.7	20 (40)
Chlorobenzene		0.819	0.919	0.882	0.913	0.868	0.907			0.884	4.3	20 (40)
Ethylbenzene		0.491	0.540	0.515	0.548	0.501	0.534			0.521	4.4	20 (30)
1,1,1,2-Tetrachloroethane		0.222	0.259	0.261	0.279	0.271	0.285			0.263	8.5	20 (40)
m&p-Xylene		0.597	0.659	0.632	0.654	0.593	0.618			0.626	4.5	20 (40)
o-Xylene		0.548	0.616	0.604	0.630	0.592	0.626			0.603	5.0	20 (40)
Styrene		0.802	0.928	0.911	0.957	0.908	0.952			0.910	6.2	20 (40)
Bromoform	*	0.051	0.062	0.066	0.076	0.078	0.081			0.069	16.8	20 (40)
Isopropylbenzene		0.865	1.002	0.969	1.039	0.945	1.035			0.976	6.7	20 (40)

(*) Recommended RRF not met (+) %D exceeds criteria % (#) %D exceeds (maximum) %
%D: 10% of target compounds are allowed to be above criteria %, but must be less than the (maximum) %

FORM VI VOA

6C
VOLATILE ORGANICS INITIAL CALIBRATION DATA

Lab Name: Phoenix Environmental Labs Client: NETC

Lab Code: Phoenix Case No.: SAS No.: SDG No.: GBY76292

Instrument ID: CHEM02 Calibration Date(s): 08/03/17 08/03/17

Heated Purge (Y/N): Y Calibration Time(s): 12:06 13:59

GC Column: rtx-vms Method File: VT-P0803.M

LAB FILE ID:

RRF 0.5	0803P11.D	RRF 2	0803P12.D	RRF 4	0803P13.D	RRF 10	0803P14.D		
RRF 20	0803P15.D	RRF 30	0803P16.D						

COMPOUND		RRF 0.5	RRF 2	RRF 4	RRF 10	RRF 20	RRF 30			$\overline{RRF}$	% RSD	% RSD LIMITS
Bromobenzene		0.638	0.677	0.656	0.691	0.667	0.707			0.673	3.6	20 (40)
n-Propylbenzene		0.922	1.020	0.972	1.051	0.954	1.045			0.994	5.3	20 (40)
1,1,2,2-Tetrachloroethane		0.273	0.319	0.301	0.327	0.322	0.336			0.313	7.2	20 (40)
2-Chlorotoluene		0.775	0.848	0.840	0.880	0.815	0.872			0.838	4.6	20 (40)
1,3,5-Trimethylbenzene		2.647	2.958	2.853	3.072	2.834	3.091			2.909	5.7	20 (40)
1,2,3-Trichloropropane		0.245	0.264	0.247	0.263	0.250	0.253			0.254	3.3	20 (40)
trans-1,4-Dichloro-2-butene		0.048	0.062	0.065	0.078	0.084	0.091			0.071	22.4 +	20 (40)
4-Chlorotoluene		0.778	0.873	0.848	0.895	0.830	0.882			0.851	5.0	20 (40)
tert-Butylbenzene		2.219	2.500	2.367	2.591	2.366	2.593			2.440	6.1	20 (40)
1,2,4-Trimethylbenzene		2.574	2.891	2.822	3.021	2.840	3.055			2.867	6.0	20 (40)
sec-Butylbenzene		3.129	3.476	3.325	3.644	3.306	3.644			3.421	6.0	20 (40)
p-Isopropyltoluene		2.683	3.016	2.895	3.180	2.913	3.202			2.981	6.6	20 (40)
1,3-Dichlorobenzene		1.266	1.364	1.316	1.395	1.325	1.385			1.342	3.6	20 (40)
1,4-Dichlorobenzene		1.199	1.296	1.250	1.322	1.263	1.316			1.274	3.7	20 (40)
2-Isopropyltoluene		2.540	2.808	2.705	2.924	2.697	2.927			2.767	5.4	20 (40)
n-Butylbenzene		2.334	2.593	2.491	2.777	2.562	2.838			2.599	7.1	20 (40)
1,2-Dichlorobenzene		0.942	1.015	0.981	1.048	1.008	1.057			1.009	4.2	20 (40)
1,2-Dibromo-3-Chloropropane	*	0.021	0.026	0.028	0.031	0.034	0.036			0.029	19.1	20 (40)
Hexachlorobutadiene		0.205	0.207	0.199	0.217	0.200	0.226			0.209	5.1	20 (40)
1,2,4-Trichlorobenzene		0.396	0.390	0.388	0.421	0.421	0.442			0.410	5.3	20 (40)
Naphthalene		0.574	0.542	0.560	0.604	0.640	0.675			0.599	8.5	20 (40)
1,2,3-Trichlorobenzene		0.235	0.229	0.228	0.247	0.254	0.265			0.243	6.1	20 (40)
% Dibromofluoromethane		0.068	0.069	0.070	0.069	0.069	0.066			0.069	1.7	20 (40)
% Toluene-d8		1.190	1.191	1.192	1.193	1.211	1.223			1.200	1.1	20 (40)
% Bromofluorobenzene		0.467	0.467	0.469	0.470	0.479	0.477			0.472	1.1	20 (40)
% 1,2-dichlorobenzene-d4		0.765	0.754	0.754	0.768	0.759	0.753			0.759	0.8	20 (40)

(*) Recommended RRF not met (+) %D exceeds criteria % (#) %D exceeds (maximum) %
%D: 10% of target compounds are allowed to be above criteria %, but must be less than the (maximum) %

FORM VI VOA

Response Factor Report CHEM02

Method Path : H:\V2017\CHEM02\METHODS\
Method File : VT-P0803.M
Title : VOA Standards for 5 point calibration
Last Update : Tue Aug 08 14:10:52 2017
Response Via : Initial Calibration

Calibration Files (Note: Curves (l,lf,q,qf) display calculated conc and corr. coefficient.)
1A =0803P11.D 1 =0803P12.D 2 =0803P13.D 3 =0803P14.D 4 =0803P15.D 5 =0803P16.D

	Compound	1A	1	2	3	4	5	Avg	%RSD
1)	INT Pentafluorobenzene	----------	ISTD	----------					
2)	T Dichlorodifluo...	0.309	0.366	0.329	0.418	0.351	0.407	0.364	11.83
3)	T Chloromethane	0.480	0.544	0.492	0.533	0.485	0.513	0.508	5.23
4)	T Vinyl Chloride	0.453	0.523	0.488	0.565	0.508	0.553	0.515	8.05
5)	T Bromomethane	0.083	0.108	0.120	0.158	0.163	0.189	0.137	29.02#
6)	T Chloroethane	0.263	0.275	0.259	0.270	0.235	0.236	0.256	6.69
7)	T Trichlorofluor...	0.568	0.636	0.586	0.677	0.586	0.659	0.619	7.22
8)	T 1,1-Dichloroet...	0.325	0.365	0.338	0.381	0.345	0.382	0.356	6.58
9)	T Trichlorotrifl...	0.231	0.257	0.239	0.277	0.241	0.280	0.254	8.11
10)	T Carbon Disulfide	0.976	1.001	0.937	1.043	0.940	1.013	0.985	4.25
11)	T Acrolein	0.019	0.022	0.022	0.023	0.023	0.024	0.022	8.26
12)	T Methylene Chlo...	0.457	0.424	0.409	0.414	0.402	0.414	0.420	4.68
13)	T Acetone		0.046	0.039	0.041	0.035	0.035	0.039	11.41
14)	T Trans-1,2-Dich...	0.436	0.478	0.454	0.484	0.454	0.484	0.465	4.25
16)	T Methyl t-Butyl...	0.493	0.564	0.557	0.584	0.595	0.607	0.566	7.19
17)	T 1,1-Dichloroet...	0.804	0.876	0.843	0.884	0.853	0.903	0.860	4.05
18)	T Acrylonitrile	0.035	0.046	0.047	0.049	0.051	0.052	0.047	12.87
19)	T Cis-1,2-Dichlo...	0.473	0.518	0.497	0.520	0.500	0.527	0.506	3.95
20)	T 2,2-Dichloropr...	0.557	0.634	0.596	0.652	0.628	0.687	0.626	7.18
21)	T Bromochloromet...	0.146	0.165	0.162	0.166	0.164	0.166	0.162	4.73
23)	T Chloroform	0.714	0.770	0.755	0.784	0.758	0.793	0.762	3.64
24)	T Carbon Tetrach...	0.476	0.539	0.518	0.591	0.552	0.628	0.551	9.72
25)	T Tetrahydrofura...	0.034	0.038	0.038	0.038	0.039	0.038	0.038#	5.19
26)	T 1,1,1-Trichlor...	0.631	0.706	0.667	0.737	0.685	0.755	0.697	6.55
27)	SURR% Dibromofluor...	0.068	0.069	0.070	0.069	0.069	0.066	0.069	1.67
28)	T Methyl Ethyl K...		0.051	0.052	0.055	0.055	0.052	0.053	3.69
29)	INT 1,4-Difluorobenzene	----------	ISTD	----------					
30)	T 1,1-Dichloropr...	0.341	0.384	0.363	0.399	0.369	0.408	0.377	6.55
31)	T Benzene	1.068	1.164	1.112	1.166	1.123	1.186	1.136	3.86
32)	T 1,2-Dichloroet...	0.190	0.207	0.205	0.213	0.214	0.220	0.208	4.91
34)	T Trichloroethene	0.264	0.291	0.279	0.293	0.275	0.290	0.282	4.08
35)	T Dibromomethane	0.075	0.086	0.084	0.088	0.091	0.094	0.086#	7.61
36)	T 1,2-dichloropr...	0.244	0.267	0.255	0.267	0.263	0.272	0.261	3.99
37)	T Bromodichlorom...	0.237	0.276	0.273	0.293	0.298	0.310	0.281	9.06
38)	T cis-1,3-Dichlo...	0.282	0.336	0.331	0.355	0.362	0.379	0.341	9.91
39)	T Toluene	0.674	0.732	0.696	0.732	0.704	0.749	0.715	3.92
40)	SURR% Toluene-d8	1.190	1.191	1.192	1.193	1.211	1.223	1.200	1.13
41)	T 4-Methyl-2-Pen...		0.071	0.069	0.075	0.076	0.075	0.073#	4.00
42)	T Tetrachloroethene	0.183	0.205	0.194	0.210	0.195	0.214	0.200	5.64
43)	T trans-1,3-Dich...	0.195	0.230	0.230	0.251	0.259	0.268	0.239	10.96
44)	T 1,1,2-Trichlor...	0.111	0.130	0.124	0.132	0.132	0.137	0.128	7.16
45)	INT Chlorobenzene-d5	----------	ISTD	----------					
46)	T Dibromochlorom...	0.129	0.168	0.170	0.191	0.198	0.209	0.177	16.18#
47)	T 1,3-Dichloropr...	0.256	0.287	0.278	0.295	0.292	0.302	0.285	5.79
48)	T 1,2-Dibromoethane	0.120	0.140	0.137	0.146	0.147	0.154	0.141	8.22
49)	T 2-Hexanone		0.056	0.056	0.060	0.063	0.065	0.060	6.68
50)	T Chlorobenzene	0.819	0.919	0.882	0.913	0.868	0.907	0.884	4.25
51)	T Ethylbenzene	0.491	0.540	0.515	0.548	0.501	0.534	0.521	4.39
52)	T 1,1,1,2-Tetrac...	0.222	0.259	0.261	0.279	0.271	0.285	0.263	8.47
53)	T m&p-Xylene	0.597	0.659	0.632	0.654	0.593	0.618	0.626	4.45
54)	T o-Xylene	0.548	0.616	0.604	0.630	0.592	0.626	0.603	4.99
55)	T Styrene	0.802	0.928	0.911	0.957	0.908	0.952	0.910	6.23
56)	T Bromoform	0.051	0.062	0.066	0.076	0.078	0.081	0.069#	16.79#
57)	SURR% Bromofluorob...	0.467	0.467	0.469	0.470	0.479	0.477	0.472	1.12
58)	INT 1,4-Dichlorobenzen...	----------	ISTD	----------					
59)	SURR% 1,2-dichloro...	0.765	0.754	0.754	0.768	0.759	0.753	0.759	0.83

Method Path : H:\V2017\CHEM02\METHODS\
Method File : VT-P0803.M

60)	T	Isopropylbenzene	0.865	1.002	0.969	1.039	0.945	1.035	0.976	6.71
61)	T	Bromobenzene	0.638	0.677	0.656	0.691	0.667	0.707	0.673	3.64
62)	T	n-Propylbenzene	0.922	1.020	0.972	1.051	0.954	1.045	0.994	5.27
63)	T	1,1,2,2-Tetrac...	0.273	0.319	0.301	0.327	0.322	0.336	0.313	7.20
64)	T	2-Chlorotoluene	0.775	0.848	0.840	0.880	0.815	0.872	0.838	4.62
65)	T	1,3,5-Trimethy...	2.647	2.958	2.853	3.072	2.834	3.091	2.909	5.74
66)	T	1,2,3-Trichlor...	0.245	0.264	0.247	0.263	0.250	0.253	0.254	3.25
67)	T	trans-1,4-Dich...	0.048	0.062	0.065	0.078	0.084	0.091	0.071	22.37#
68)	T	4-Chlorotoluene	0.778	0.873	0.848	0.895	0.830	0.882	0.851	5.02
69)	T	tert-Butylbenzene	2.219	2.500	2.367	2.591	2.366	2.593	2.440	6.06
70)	T	1,2,4-Trimethy...	2.574	2.891	2.822	3.021	2.840	3.055	2.867	6.01
71)	T	sec-Butylbenzene	3.129	3.476	3.325	3.644	3.306	3.644	3.421	5.99
72)	T	p-Isopropyltol...	2.683	3.016	2.895	3.180	2.913	3.202	2.981	6.55
73)	T	1,3-Dichlorobe...	1.266	1.364	1.316	1.395	1.325	1.385	1.342	3.62
74)	T	1,4-Dichlorobe...	1.199	1.296	1.250	1.322	1.263	1.316	1.274	3.67
75)	T	2-Isopropyltol...	2.540	2.808	2.705	2.924	2.697	2.927	2.767	5.42
76)	T	n-Butylbenzene	2.334	2.593	2.491	2.777	2.562	2.838	2.599	7.14
77)	T	1,2-Dichlorobe...	0.942	1.015	0.981	1.048	1.008	1.057	1.009	4.21
78)	T	1,2-Dibromo-3-...	0.021	0.026	0.028	0.031	0.034	0.036	0.029	19.13#
79)	T	Hexachlorobuta...	0.205	0.207	0.199	0.217	0.200	0.226	0.209	5.08
80)	T	1,2,4-Trichlor...	0.396	0.390	0.388	0.421	0.421	0.442	0.410	5.34
81)	T	Naphthalene	0.574	0.542	0.560	0.604	0.640	0.675	0.599	8.49
82)	T	1,2,3-Trichlor...	0.235	0.229	0.228	0.247	0.254	0.265	0.243	6.11
83)	INT	1,4-Dioxane d8	----------ISTD----------							

(#,$,@)=Out of Range l=linear lf=linear(0,0) q=Quadratic qf=Quadratic(0,0)

Quantitation Report (QT Reviewed)

Data Path : H:\V2017\CHEM02\08AUG\080317\
Data File : 0803P11.D
Acq On : 3 Aug 2017 12:06 pm
Operator :
Client ID : ICAL 0.5
Lab ID : VOA 0.5 PPB STD
ALS Vial : 1 Sample Multiplier: 1

Quant Time: Aug 03 13:54:46 2017
Quant Method : H:\V2017\CHEM02\METHODS\VT-P0803.M
Quant Title : VOA Standards for 5 point calibration
QLast Update : Thu Aug 03 13:54:23 2017
Response via : Initial Calibration

Compound	R.T.	QIon	Response	Conc	Units	Dev(Min)
Internal Standards						
1) Pentafluorobenzene	3.783	168	402808	10.000	ug/l	0.00
29) 1,4-Difluorobenzene	4.128	114	687674	10.000	ug/l	0.00
45) Chlorobenzene-d5	6.147	117	560883	10.000	ug/l	0.00
58) 1,4-Dichlorobenzene-d4	7.820	152	249299	10.000	ug/l	0.00
83) 1,4-Dioxane d8	4.614	96	29325	500.000	ug/l	0.00
System Monitoring Compounds						
27) % Dibromofluoromethane	3.479	192	27564	9.957	ug/l	0.00
Spiked Amount 10.000	Range 70 - 130		Recovery =	99.60%		
40) % Toluene-d8	5.043	98	818625	9.978	ug/l	0.00
Spiked Amount 10.000	Range 70 - 130		Recovery =	99.80%		
57) % Bromofluorobenzene	7.067	95	262062	9.932	ug/l	0.00
Spiked Amount 10.000	Range 70 - 130		Recovery =	99.30%		
59) % 1,2-dichlorobenzene-d4	8.077	152	190728	9.966	ug/l	0.00
Spiked Amount 10.000	Range 70 - 130		Recovery =	99.70%		
Target Compounds						Qvalue
2) Dichlorodifluoromethane	1.257	85	6223	0.369	ug/l	99
3) Chloromethane	1.377	50	9674	0.451	ug/l	95
4) Vinyl Chloride	1.408	62	9133	0.401	ug/l	97
5) Bromomethane	1.586	94	1664	0.262	ug/l	93
6) Chloroethane	1.654	64	5289	0.485	ug/l	96
7) Trichlorofluoromethane	1.727	101	11446	0.419	ug/l	100
8) 1,1-Dichloroethene	2.020	96	6548	0.427	ug/l	95
9) Trichlorotrifluoroethane	2.041	151	4656	0.417	ug/l	97
10) Carbon Disulfide	2.041	76	19664	0.468	ug/l	99
11) Acrolein	2.229	56	1908	2.044	ug/l	89
12) Methylene Chloride	2.376	84	9210	0.552	ug/l	95
13) Acetone	2.412	43	1138	0.690	ug/l	65
14) Trans-1,2-Dichloroethene	2.475	96	8791	0.451	ug/l	99
16) Methyl t-Butyl Ether (...	2.543	73	9922	0.422	ug/l	97
17) 1,1-Dichloroethane	2.862	63	16196	0.455	ug/l	99
18) Acrylonitrile	2.904	53	711	0.357	ug/l	92
19) Cis-1,2-Dichloroethene	3.197	96	9525	0.454	ug/l	97
20) 2,2-Dichloropropane	3.265	77	11217	0.427	ug/l	100
21) Bromochloromethane	3.317	128	2946	0.441	ug/l	89
23) Chloroform	3.364	83	14383	0.456	ug/l	99
24) Carbon Tetrachloride	3.453	117	9596	0.403	ug/l	97
25) Tetrahydrofuran (THF)	3.474	42	1691	1.093	ug/l	99
26) 1,1,1-Trichloroethane	3.495	97	12701	0.428	ug/l	99
28) Methyl Ethyl Ketone	3.568	43	893	0.400	ug/l	83
30) 1,1-Dichloropropene	3.568	75	11728	0.427	ug/l	98
31) Benzene	3.730	78	36716	0.458	ug/l	98
32) 1,2-Dichloroethane	3.861	62	6545	0.447	ug/l	96
34) Trichloroethene	4.107	130	9067	0.450	ug/l#	1
35) Dibromomethane	4.384	93	2579	0.425	ug/l	98
36) 1,2-dichloropropane	4.452	63	8373	0.456	ug/l	96
37) Bromodichloromethane	4.489	83	8162	0.404	ug/l	97
38) cis-1,3-Dichloropropene	4.918	75	9686	0.396	ug/l	99
39) Toluene	5.080	92	23182	0.461	ug/l	99
41) 4-Methyl-2-Pentanone	5.352	43	2047	0.396	ug/l	92
42) Tetrachloroethene	5.347	164	6303	0.437	ug/l	99
43) trans-1,3-Dichloropropene	5.373	75	6711	0.389	ug/l	96
44) 1,1,2-Trichloroethane	5.483	97	3809	0.421	ug/l	96

Quantitation Report (QT Reviewed)

Data Path : H:\V2017\CHEM02\08AUG\080317\
Data File : 0803P11.D
Acq On : 3 Aug 2017 12:06 pm
Operator :
Client ID : ICAL 0.5
Lab ID : VOA 0.5 PPB STD
ALS Vial : 1 Sample Multiplier: 1

Quant Time: Aug 03 13:54:46 2017
Quant Method : H:\V2017\CHEM02\METHODS\VT-P0803.M
Quant Title : VOA Standards for 5 point calibration
QLast Update : Thu Aug 03 13:54:23 2017
Response via : Initial Calibration

Compound	R.T.	QIon	Response	Conc Units	Dev(Min)
46) Dibromochloromethane	5.603	129	3608	0.337 ug/l	96
47) 1,3-Dichloropropane	5.676	76	7170	0.433 ug/l	96
48) 1,2-Dibromoethane	5.775	107	3367	0.411 ug/l	94
49) 2-Hexanone	5.948	43	1223	0.363 ug/l	85
50) Chlorobenzene	6.157	112	22957	0.448 ug/l	90
51) Ethylbenzene	6.178	106	13758	0.448 ug/l	99
52) 1,1,1,2-Tetrachloroethane	6.210	131	6233	0.399 ug/l#	75
53) m&p-Xylene	6.288	106	33497	0.913 ug/l	99
54) o-Xylene	6.612	106	15379	0.435 ug/l	99
55) Styrene	6.654	104	22481	0.419 ug/l	100
56) Bromoform	6.665	173	1423	0.335 ug/l	88
60) Isopropylbenzene	6.853	120	10783	0.416 ug/l	96
61) Bromobenzene	7.141	156	7957	0.462 ug/l	95
62) n-Propylbenzene	7.167	120	11498	0.439 ug/l	97
63) 1,1,2,2-Tetrachloroethane	7.219	83	3408	0.418 ug/l	96
64) 2-Chlorotoluene	7.277	126	9662	0.440 ug/l	95
65) 1,3,5-Trimethylbenzene	7.308	105	32998	0.431 ug/l	99
66) 1,2,3-Trichloropropane	7.313	75	3055	0.466 ug/l	87
67) trans-1,4-Dichloro-2-b...	7.345	75	2978	1.532 ug/l	93
68) 4-Chlorotoluene	7.392	126	9701	0.435 ug/l	95
69) tert-Butylbenzene	7.522	119	27664	0.428 ug/l	99
70) 1,2,4-Trimethylbenzene	7.569	105	32084	0.426 ug/l	99
71) sec-Butylbenzene	7.637	105	39004	0.429 ug/l	100
72) p-Isopropyltoluene	7.737	119	33444	0.422 ug/l	99
73) 1,3-Dichlorobenzene	7.773	146	15784	0.454 ug/l	100
74) 1,4-Dichlorobenzene	7.831	146	14941	0.453 ug/l	84
75) 2-Isopropyltoluene	7.888	119	31658	0.434 ug/l	99
76) n-Butylbenzene	7.993	91	29095	0.420 ug/l	99
77) 1,2-Dichlorobenzene	8.082	146	11748	0.450 ug/l	82
78) 1,2-Dibromo-3-Chloropr...	8.537	155	256	0.327 ug/l	92
79) Hexachlorobutadiene	8.877	225	2551	0.471 ug/l	95
80) 1,2,4-Trichlorobenzene	8.893	180	4933	0.470 ug/l	97
81) Naphthalene	9.065	128	7154	0.475 ug/l	98
82) 1,2,3-Trichlorobenzene	9.154	180	2928	0.476 ug/l	97

(#)out of range (m)manual integration reviewed by analyst (+)signals summed

Quantitation Report (QT Reviewed)

Data Path : H:\V2017\CHEM02\08AUG\080317\
Data File : 0803P11.D
Acq On : 3 Aug 2017 12:06 pm
Operator :
Client ID : ICAL 0.5
Lab ID : VOA 0.5 PPB STD
ALS Vial : 1 Sample Multiplier: 1

Quant Time: Aug 03 13:54:46 2017
Quant Method : H:\V2017\CHEM02\METHODS\VT-P0803.M
Quant Title : VOA Standards for 5 point calibration
QLast Update : Thu Aug 03 13:54:23 2017
Response via : Initial Calibration



Quantitation Report (QT Reviewed)

Data Path : H:\V2017\CHEM02\08AUG\080317\
Data File : 0803P12.D
Acq On : 3 Aug 2017 12:29 pm
Operator :
Client ID : ICAL 2
Lab ID : VOA 2 PPB STD
ALS Vial : 1 Sample Multiplier: 1

Quant Time: Aug 03 13:54:48 2017
Quant Method : H:\V2017\CHEM02\METHODS\VT-P0803.M
Quant Title : VOA Standards for 5 point calibration
QLast Update : Thu Aug 03 13:54:23 2017
Response via : Initial Calibration

Compound	R.T.	QIon	Response	Conc	Units	Dev(Min)
Internal Standards						
1) Pentafluorobenzene	3.783	168	412347	10.000	ug/l	0.00
29) 1,4-Difluorobenzene	4.128	114	702813	10.000	ug/l	0.00
45) Chlorobenzene-d5	6.147	117	573244	10.000	ug/l	0.00
58) 1,4-Dichlorobenzene-d4	7.820	152	254575	10.000	ug/l	0.00
83) 1,4-Dioxane d8	4.614	96	32771	500.000	ug/l	0.00
System Monitoring Compounds						
27) % Dibromofluoromethane	3.479	192	28637	10.105	ug/l	0.00
Spiked Amount 10.000	Range 70 - 130		Recovery = 101.10%			
40) % Toluene-d8	5.043	98	837213	9.985	ug/l	0.00
Spiked Amount 10.000	Range 70 - 130		Recovery = 99.80%			
57) % Bromofluorobenzene	7.067	95	267640	9.924	ug/l	0.00
Spiked Amount 10.000	Range 70 - 130		Recovery = 99.20%			
59) % 1,2-dichlorobenzene-d4	8.077	152	192044	9.827	ug/l	0.00
Spiked Amount 10.000	Range 70 - 130		Recovery = 98.30%			
Target Compounds						Qvalue
2) Dichlorodifluoromethane	1.256	85	30212	1.751	ug/l	99
3) Chloromethane	1.371	50	44869	2.042	ug/l	99
4) Vinyl Chloride	1.408	62	43147	1.851	ug/l	99
5) Bromomethane	1.581	94	8934	1.374	ug/l	98
6) Chloroethane	1.654	64	22698	2.035	ug/l	96
7) Trichlorofluoromethane	1.727	101	52421	1.876	ug/l	100
8) 1,1-Dichloroethene	2.020	96	30067	1.915	ug/l	96
9) Trichlorotrifluoroethane	2.041	151	21229	1.857	ug/l	100
10) Carbon Disulfide	2.041	76	82585	1.920	ug/l	100
11) Acrolein	2.229	56	8973	9.391	ug/l	99
12) Methylene Chloride	2.376	84	34987	2.049	ug/l	95
13) Acetone	2.418	43	3756	2.223	ug/l	98
14) Trans-1,2-Dichloroethene	2.475	96	39461	1.978	ug/l	98
16) Methyl t-Butyl Ether (...	2.543	73	46515	1.932	ug/l	96
17) 1,1-Dichloroethane	2.857	63	72234	1.982	ug/l	99
18) Acrylonitrile	2.893	53	3808	1.867	ug/l	93
19) Cis-1,2-Dichloroethene	3.197	96	42749	1.992	ug/l	99
20) 2,2-Dichloropropane	3.265	77	52258	1.944	ug/l	100
21) Bromochloromethane	3.317	128	13601	1.991	ug/l	94
23) Chloroform	3.364	83	63523	1.966	ug/l	95
24) Carbon Tetrachloride	3.448	117	44438	1.823	ug/l	99
25) Tetrahydrofuran (THF)	3.469	42	7861	4.964	ug/l	96
26) 1,1,1-Trichloroethane	3.495	97	58254	1.918	ug/l	100
28) Methyl Ethyl Ketone	3.568	43	4186	1.829	ug/l	92
30) 1,1-Dichloropropene	3.573	75	53924	1.921	ug/l	100
31) Benzene	3.730	78	163625	1.996	ug/l	100
32) 1,2-Dichloroethane	3.861	62	29136	1.947	ug/l	96
34) Trichloroethene	4.107	130	40953	1.989	ug/l#	81
35) Dibromomethane	4.384	93	12150	1.957	ug/l	98
36) 1,2-dichloropropane	4.452	63	37525	1.998	ug/l	99
37) Bromodichloromethane	4.489	83	38805	1.881	ug/l	100
38) cis-1,3-Dichloropropene	4.918	75	47237	1.891	ug/l	100
39) Toluene	5.080	92	102951	2.001	ug/l	100
41) 4-Methyl-2-Pentanone	5.352	43	9977	1.890	ug/l	96
42) Tetrachloroethene	5.346	164	28810	1.954	ug/l	98
43) trans-1,3-Dichloropropene	5.373	75	32375	1.835	ug/l	96
44) 1,1,2-Trichloroethane	5.482	97	18301	1.978	ug/l	97

Data Path : H:\V2017\CHEM02\08AUG\080317\
Data File : 0803P12.D
Acq On : 3 Aug 2017 12:29 pm
Operator :
Client ID : ICAL 2
Lab ID : VOA 2 PPB STD
ALS Vial : 1 Sample Multiplier: 1

Quant Time: Aug 03 13:54:48 2017
Quant Method : H:\V2017\CHEM02\METHODS\VT-P0803.M
Quant Title : VOA Standards for 5 point calibration
QLast Update : Thu Aug 03 13:54:23 2017
Response via : Initial Calibration

Compound	R.T.	QIon	Response	Conc Units	Dev(Min)
46) Dibromochloromethane	5.608	129	19209	1.755 ug/l	100
47) 1,3-Dichloropropane	5.676	76	32959	1.949 ug/l	99
48) 1,2-Dibromoethane	5.775	107	16018	1.912 ug/l	98
49) 2-Hexanone	5.948	43	6418	1.863 ug/l	98
50) Chlorobenzene	6.157	112	105333	2.013 ug/l	95
51) Ethylbenzene	6.178	106	61955	1.973 ug/l	97
52) 1,1,1,2-Tetrachloroethane	6.204	131	29638	1.856 ug/l	95
53) m&p-Xylene	6.288	106	151016	4.026 ug/l	98
54) o-Xylene	6.612	106	70591	1.954 ug/l	98
55) Styrene	6.654	104	106412	1.941 ug/l	99
56) Bromoform	6.664	173	7071	1.627 ug/l	98
60) Isopropylbenzene	6.853	120	51026	1.929 ug/l	98
61) Bromobenzene	7.140	156	34469	1.961 ug/l	100
62) n-Propylbenzene	7.167	120	51923	1.940 ug/l	98
63) 1,1,2,2-Tetrachloroethane	7.219	83	16240	1.952 ug/l	97
64) 2-Chlorotoluene	7.276	126	43170	1.926 ug/l	97
65) 1,3,5-Trimethylbenzene	7.308	105	150616	1.926 ug/l	99
66) 1,2,3-Trichloropropane	7.313	75	13464	2.012 ug/l	92
67) trans-1,4-Dichloro-2-b...	7.344	75	15752	7.935 ug/l	95
68) 4-Chlorotoluene	7.391	126	44473	1.952 ug/l	97
69) tert-Butylbenzene	7.522	119	127308	1.930 ug/l	99
70) 1,2,4-Trimethylbenzene	7.569	105	147188	1.914 ug/l	99
71) sec-Butylbenzene	7.637	105	176971	1.908 ug/l	99
72) p-Isopropyltoluene	7.737	119	153538	1.897 ug/l	100
73) 1,3-Dichlorobenzene	7.773	146	69463	1.956 ug/l	100
74) 1,4-Dichlorobenzene	7.831	146	65991	1.960 ug/l	97
75) 2-Isopropyltoluene	7.888	119	142950	1.921 ug/l	99
76) n-Butylbenzene	7.993	91	132041	1.867 ug/l	99
77) 1,2-Dichlorobenzene	8.082	146	51685	1.938 ug/l	96
78) 1,2-Dibromo-3-Chloropr...	8.537	155	1346	1.685 ug/l	98
79) Hexachlorobutadiene	8.877	225	10523	1.903 ug/l	97
80) 1,2,4-Trichlorobenzene	8.898	180	19833	1.849 ug/l	98
81) Naphthalene	9.065	128	27590	1.795 ug/l	99
82) 1,2,3-Trichlorobenzene	9.159	180	11670	1.859 ug/l	98

(#)out of range (m)manual integration reviewed by analyst (+)signals summed

Quantitation Report (QT Reviewed)

Data Path : H:\V2017\CHEM02\08AUG\080317\
Data File : 0803P12.D
Acq On : 3 Aug 2017 12:29 pm
Operator :
Client ID : ICAL 2
Lab ID : VOA 2 PPB STD
ALS Vial : 1 Sample Multiplier: 1

Quant Time: Aug 03 13:54:48 2017
Quant Method : H:\V2017\CHEM02\METHODS\VT-P0803.M
Quant Title : VOA Standards for 5 point calibration
QLast Update : Thu Aug 03 13:54:23 2017
Response via : Initial Calibration

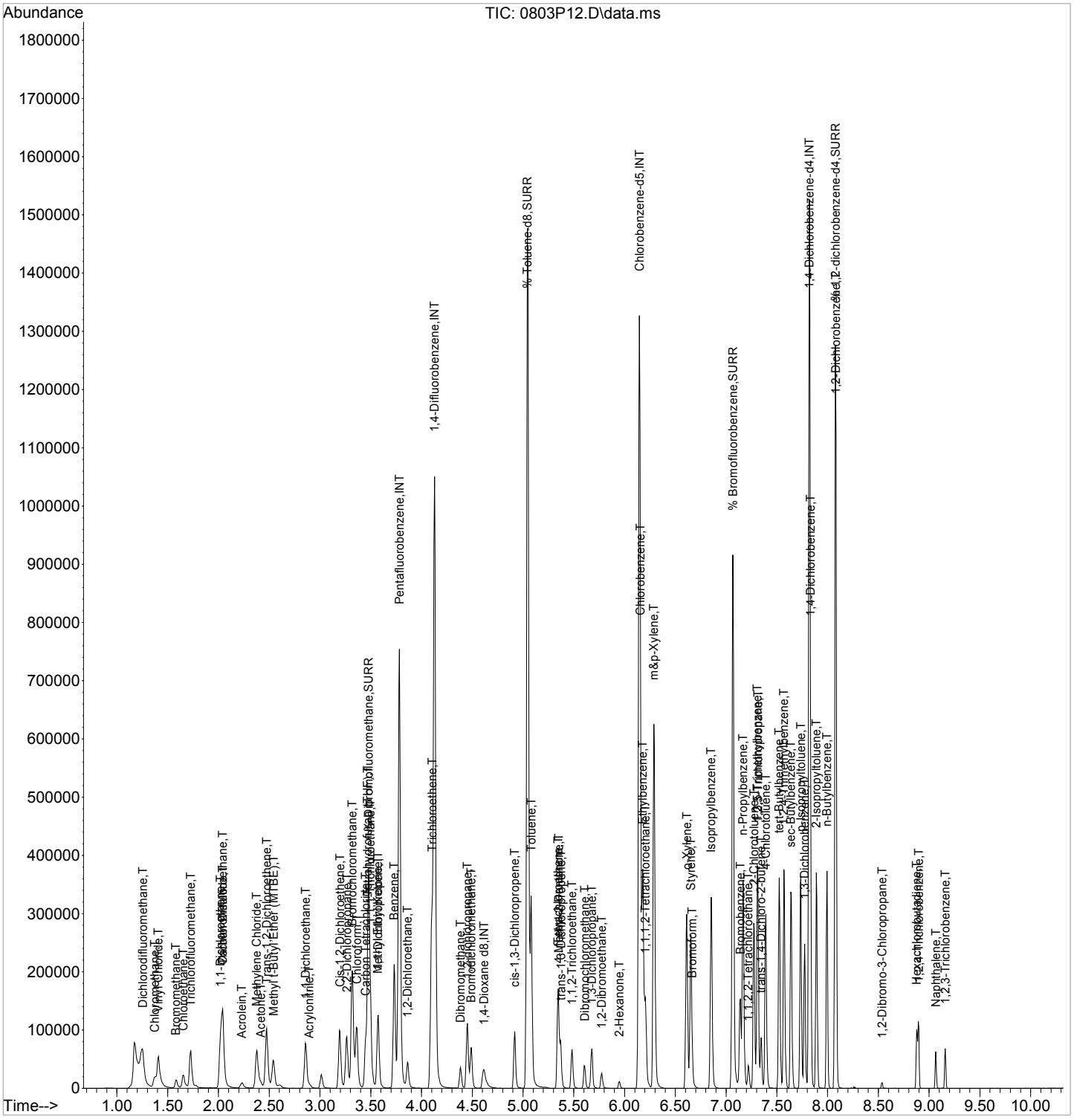

Quantitation Report (QT Reviewed)

Data Path : H:\V2017\CHEM02\08AUG\080317\
Data File : 0803P13.D
Acq On : 3 Aug 2017 12:51 pm
Operator :
Client ID : ICAL 4
Lab ID : VOA 4 PPB STD
ALS Vial : 1 Sample Multiplier: 1

Quant Time: Aug 03 13:54:50 2017
Quant Method : H:\V2017\CHEM02\METHODS\VT-P0803.M
Quant Title : VOA Standards for 5 point calibration
QLast Update : Thu Aug 03 13:54:23 2017
Response via : Initial Calibration

Compound	R.T.	QIon	Response	Conc	Units	Dev(Min)
Internal Standards						
1) Pentafluorobenzene	3.783	168	416849	10.000	ug/l	0.00
29) 1,4-Difluorobenzene	4.128	114	712472	10.000	ug/l	0.00
45) Chlorobenzene-d5	6.147	117	574703	10.000	ug/l	0.00
58) 1,4-Dichlorobenzene-d4	7.820	152	254303	10.000	ug/l	0.00
83) 1,4-Dioxane d8	4.614	96	32200	500.000	ug/l	0.00
System Monitoring Compounds						
27) % Dibromofluoromethane	3.479	192	29027	10.132	ug/l	0.00
Spiked Amount 10.000	Range 70 - 130		Recovery = 101.30%			
40) % Toluene-d8	5.043	98	849285	9.991	ug/l	0.00
Spiked Amount 10.000	Range 70 - 130		Recovery = 99.90%			
57) % Bromofluorobenzene	7.067	95	269808	9.979	ug/l	0.00
Spiked Amount 10.000	Range 70 - 130		Recovery = 99.80%			
59) % 1,2-dichlorobenzene-d4	8.077	152	191736	9.822	ug/l	0.00
Spiked Amount 10.000	Range 70 - 130		Recovery = 98.20%			
Target Compounds						Qvalue
2) Dichlorodifluoromethane	1.256	85	54879	3.147	ug/l	100
3) Chloromethane	1.372	50	81996	3.691	ug/l	99
4) Vinyl Chloride	1.408	62	81445	3.456	ug/l	99
5) Bromomethane	1.581	94	19949	3.034	ug/l	97
6) Chloroethane	1.654	64	43134	3.826	ug/l	100
7) Trichlorofluoromethane	1.722	101	97779	3.462	ug/l	100
8) 1,1-Dichloroethene	2.020	96	56390	3.553	ug/l	97
9) Trichlorotrifluoroethane	2.041	151	39799	3.443	ug/l	99
10) Carbon Disulfide	2.041	76	156268	3.594	ug/l	100
11) Acrolein	2.229	56	18106	18.744	ug/l	98
12) Methylene Chloride	2.376	84	68150	3.949	ug/l	97
13) Acetone	2.412	43	6566	3.845	ug/l	95
14) Trans-1,2-Dichloroethene	2.470	96	75627	3.749	ug/l	98
16) Methyl t-Butyl Ether (...	2.538	73	92796	3.812	ug/l	98
17) 1,1-Dichloroethane	2.857	63	140641	3.818	ug/l	99
18) Acrylonitrile	2.899	53	7793	3.779	ug/l	98
19) Cis-1,2-Dichloroethene	3.192	96	82922	3.822	ug/l	98
20) 2,2-Dichloropropane	3.260	77	99415	3.659	ug/l	99
21) Bromochloromethane	3.317	128	26939	3.901	ug/l	96
23) Chloroform	3.359	83	125956	3.855	ug/l	99
24) Carbon Tetrachloride	3.448	117	86357	3.505	ug/l	99
25) Tetrahydrofuran (THF)	3.469	42	15765	9.848	ug/l	95
26) 1,1,1-Trichloroethane	3.495	97	111237	3.623	ug/l	99
28) Methyl Ethyl Ketone	3.568	43	8702	3.762	ug/l	86
30) 1,1-Dichloropropene	3.573	75	103387	3.634	ug/l	99
31) Benzene	3.730	78	316838	3.813	ug/l	100
32) 1,2-Dichloroethane	3.861	62	58327	3.845	ug/l	97
34) Trichloroethene	4.107	130	79498	3.809	ug/l	93
35) Dibromomethane	4.384	93	23970	3.809	ug/l	97
36) 1,2-dichloropropane	4.452	63	72760	3.822	ug/l	100
37) Bromodichloromethane	4.489	83	77706	3.716	ug/l	99
38) cis-1,3-Dichloropropene	4.918	75	94361	3.727	ug/l	98
39) Toluene	5.080	92	198238	3.801	ug/l	99
41) 4-Methyl-2-Pentanone	5.352	43	19714	3.684	ug/l	97
42) Tetrachloroethene	5.347	164	55378	3.706	ug/l	98
43) trans-1,3-Dichloropropene	5.373	75	65637	3.670	ug/l	100
44) 1,1,2-Trichloroethane	5.482	97	35479	3.782	ug/l	99

Data Path : H:\V2017\CHEM02\08AUG\080317\
Data File : 0803P13.D
Acq On : 3 Aug 2017 12:51 pm
Operator :
Client ID : ICAL 4
Lab ID : VOA 4 PPB STD
ALS Vial : 1 Sample Multiplier: 1

Quant Time: Aug 03 13:54:50 2017
Quant Method : H:\V2017\CHEM02\METHODS\VT-P0803.M
Quant Title : VOA Standards for 5 point calibration
QLast Update : Thu Aug 03 13:54:23 2017
Response via : Initial Calibration

Compound	R.T.	QIon	Response	Conc	Units	Dev(Min)
46) Dibromochloromethane	5.603	129	39127	3.565	ug/l	99
47) 1,3-Dichloropropane	5.676	76	63883	3.767	ug/l	100
48) 1,2-Dibromoethane	5.775	107	31599	3.761	ug/l	96
49) 2-Hexanone	5.948	43	12779	3.700	ug/l	99
50) Chlorobenzene	6.157	112	202685	3.864	ug/l	97
51) Ethylbenzene	6.178	106	118409	3.761	ug/l	98
52) 1,1,1,2-Tetrachloroethane	6.204	131	59996	3.747	ug/l	98
53) m&p-Xylene	6.288	106	290657	7.730	ug/l	99
54) o-Xylene	6.612	106	138794	3.832	ug/l	98
55) Styrene	6.654	104	209422	3.809	ug/l	99
56) Bromoform	6.665	173	15239	3.498	ug/l	97
60) Isopropylbenzene	6.853	120	98533	3.729	ug/l	97
61) Bromobenzene	7.140	156	66719	3.799	ug/l	100
62) n-Propylbenzene	7.167	120	98916	3.700	ug/l	99
63) 1,1,2,2-Tetrachloroethane	7.219	83	30654	3.688	ug/l	99
64) 2-Chlorotoluene	7.276	126	85440	3.816	ug/l	100
65) 1,3,5-Trimethylbenzene	7.308	105	290189	3.715	ug/l	99
66) 1,2,3-Trichloropropane	7.313	75	25088	3.753	ug/l	91
67) trans-1,4-Dichloro-2-b...	7.344	75	33071	16.678	ug/l	96
68) 4-Chlorotoluene	7.392	126	86231	3.790	ug/l	99
69) tert-Butylbenzene	7.522	119	240791	3.654	ug/l	99
70) 1,2,4-Trimethylbenzene	7.569	105	287082	3.737	ug/l	100
71) sec-Butylbenzene	7.643	105	338179	3.649	ug/l	99
72) p-Isopropyltoluene	7.737	119	294439	3.641	ug/l	99
73) 1,3-Dichlorobenzene	7.773	146	133834	3.773	ug/l	99
74) 1,4-Dichlorobenzene	7.831	146	127112	3.780	ug/l	99
75) 2-Isopropyltoluene	7.888	119	275128	3.700	ug/l	100
76) n-Butylbenzene	7.993	91	253359	3.587	ug/l	99
77) 1,2-Dichlorobenzene	8.082	146	99819	3.746	ug/l	98
78) 1,2-Dibromo-3-Chloropr...	8.537	155	2814	3.527	ug/l	97
79) Hexachlorobutadiene	8.882	225	20227	3.661	ug/l	98
80) 1,2,4-Trichlorobenzene	8.898	180	39517	3.687	ug/l	99
81) Naphthalene	9.065	128	56951	3.710	ug/l	99
82) 1,2,3-Trichlorobenzene	9.159	180	23230	3.704	ug/l	99

(#)out of range (m)manual integration reviewed by analyst (+)signals summed

Quantitation Report (QT Reviewed)

Data Path : H:\V2017\CHEM02\08AUG\080317\
Data File : 0803P13.D
Acq On : 3 Aug 2017 12:51 pm
Operator :
Client ID : ICAL 4
Lab ID : VOA 4 PPB STD
ALS Vial : 1 Sample Multiplier: 1

Quant Time: Aug 03 13:54:50 2017
Quant Method : H:\V2017\CHEM02\METHODS\VT-P0803.M
Quant Title : VOA Standards for 5 point calibration
QLast Update : Thu Aug 03 13:54:23 2017
Response via : Initial Calibration

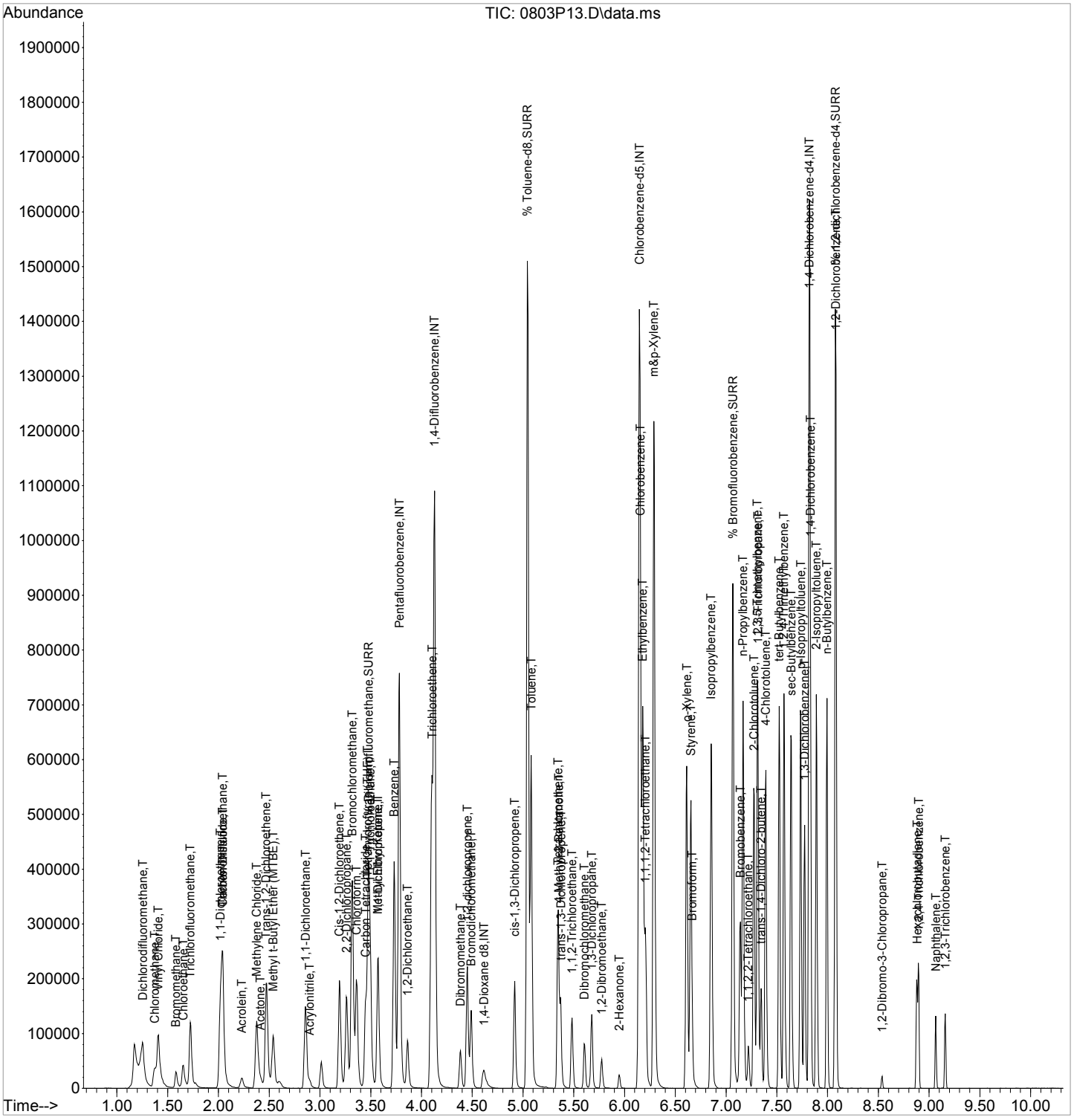

Quantitation Report (QT Reviewed)

Data Path : H:\V2017\CHEM02\08AUG\080317\
Data File : 0803P14.D
Acq On : 3 Aug 2017 1:14 pm
Operator :
Client ID : ICAL 10
Lab ID : VOA 10 PPB STD
ALS Vial : 1 Sample Multiplier: 1

Quant Time: Aug 03 13:54:52 2017
Quant Method : H:\V2017\CHEM02\METHODS\VT-P0803.M
Quant Title : VOA Standards for 5 point calibration
QLast Update : Thu Aug 03 13:54:23 2017
Response via : Initial Calibration

Compound	R.T.	QIon	Response	Conc	Units	Dev(Min)
Internal Standards						
1) Pentafluorobenzene	3.783	168	412081	10.000	ug/l	0.00
29) 1,4-Difluorobenzene	4.128	114	705874	10.000	ug/l	0.00
45) Chlorobenzene-d5	6.147	117	567590	10.000	ug/l	0.00
58) 1,4-Dichlorobenzene-d4	7.820	152	249934	10.000	ug/l	0.00
83) 1,4-Dioxane d8	4.614	96	30821	500.000	ug/l	0.00
System Monitoring Compounds						
27) % Dibromofluoromethane	3.479	192	28320	10.000	ug/l	0.00
Spiked Amount 10.000	Range 70 - 130		Recovery = 100.00%			
40) % Toluene-d8	5.043	98	842139	10.000	ug/l	0.00
Spiked Amount 10.000	Range 70 - 130		Recovery = 100.00%			
57) % Bromofluorobenzene	7.067	95	267020	10.000	ug/l	0.00
Spiked Amount 10.000	Range 70 - 130		Recovery = 100.00%			
59) % 1,2-dichlorobenzene-d4	8.077	152	191863	10.000	ug/l	0.00
Spiked Amount 10.000	Range 70 - 130		Recovery = 100.00%			
Target Compounds						Qvalue
2) Dichlorodifluoromethane	1.257	85	172416	10.000	ug/l	99
3) Chloromethane	1.377	50	219612	10.000	ug/l	96
4) Vinyl Chloride	1.408	62	232969	10.000	ug/l	100
5) Bromomethane	1.581	94	64998	10.000	ug/l	99
6) Chloroethane	1.654	64	111450	10.000	ug/l	98
7) Trichlorofluoromethane	1.722	101	279175	10.000	ug/l	100
8) 1,1-Dichloroethene	2.020	96	156903	10.000	ug/l	97
9) Trichlorotrifluoroethane	2.041	151	114259	10.000	ug/l	99
10) Carbon Disulfide	2.041	76	429804	10.000	ug/l	100
11) Acrolein	2.229	56	47745	50.000	ug/l	100
12) Methylene Chloride	2.376	84	170604	10.000	ug/l	96
13) Acetone	2.412	43	16883	10.000	ug/l	94
14) Trans-1,2-Dichloroethene	2.475	96	199403	10.000	ug/l	98
16) Methyl t-Butyl Ether (...	2.538	73	240647	10.000	ug/l	93
17) 1,1-Dichloroethane	2.857	63	364179	10.000	ug/l	99
18) Acrylonitrile	2.899	53	20385	10.000	ug/l	98
19) Cis-1,2-Dichloroethene	3.192	96	214467	10.000	ug/l	99
20) 2,2-Dichloropropane	3.265	77	268595	10.000	ug/l	99
21) Bromochloromethane	3.317	128	68267	10.000	ug/l	93
23) Chloroform	3.364	83	322974	10.000	ug/l	99
24) Carbon Tetrachloride	3.448	117	243585	10.000	ug/l	99
25) Tetrahydrofuran (THF)	3.469	42	39563	25.000	ug/l	95
26) 1,1,1-Trichloroethane	3.495	97	303535	10.000	ug/l	99
28) Methyl Ethyl Ketone	3.563	43	22866	10.000	ug/l	93
30) 1,1-Dichloropropene	3.574	75	281867	10.000	ug/l	99
31) Benzene	3.730	78	823283	10.000	ug/l	100
32) 1,2-Dichloroethane	3.861	62	150280	10.000	ug/l	98
34) Trichloroethene	4.107	130	206803	10.000	ug/l	99
35) Dibromomethane	4.384	93	62353	10.000	ug/l	97
36) 1,2-dichloropropane	4.452	63	188632	10.000	ug/l	100
37) Bromodichloromethane	4.489	83	207164	10.000	ug/l	99
38) cis-1,3-Dichloropropene	4.918	75	250848	10.000	ug/l	100
39) Toluene	5.080	92	516672	10.000	ug/l	100
41) 4-Methyl-2-Pentanone	5.352	43	53020	10.000	ug/l	98
42) Tetrachloroethene	5.347	164	148046	10.000	ug/l	99
43) trans-1,3-Dichloropropene	5.373	75	177205	10.000	ug/l	99
44) 1,1,2-Trichloroethane	5.483	97	92946	10.000	ug/l	97

Data Path : H:\V2017\CHEM02\08AUG\080317\
Data File : 0803P14.D
Acq On : 3 Aug 2017 1:14 pm
Operator :
Client ID : ICAL 10
Lab ID : VOA 10 PPB STD
ALS Vial : 1 Sample Multiplier: 1

Quant Time: Aug 03 13:54:52 2017
Quant Method : H:\V2017\CHEM02\METHODS\VT-P0803.M
Quant Title : VOA Standards for 5 point calibration
QLast Update : Thu Aug 03 13:54:23 2017
Response via : Initial Calibration

Compound	R.T.	QIon	Response	Conc	Units	Dev(Min)
46) Dibromochloromethane	5.603	129	108401	10.000	ug/l	99
47) 1,3-Dichloropropane	5.676	76	167478	10.000	ug/l	100
48) 1,2-Dibromoethane	5.775	107	82967	10.000	ug/l	95
49) 2-Hexanone	5.948	43	34114	10.000	ug/l	93
50) Chlorobenzene	6.157	112	518089	10.000	ug/l	97
51) Ethylbenzene	6.183	106	310905	10.000	ug/l	100
52) 1,1,1,2-Tetrachloroethane	6.204	131	158134	10.000	ug/l	99
53) m&p-Xylene	6.293	106	742747	20.000	ug/l	97
54) o-Xylene	6.612	106	357749	10.000	ug/l	99
55) Styrene	6.654	104	542949	10.000	ug/l	100
56) Bromoform	6.665	173	43025	10.000	ug/l	100
60) Isopropylbenzene	6.853	120	259690	10.000	ug/l	99
61) Bromobenzene	7.141	156	172596	10.000	ug/l	99
62) n-Propylbenzene	7.167	120	262727	10.000	ug/l	99
63) 1,1,2,2-Tetrachloroethane	7.219	83	81683	10.000	ug/l	99
64) 2-Chlorotoluene	7.277	126	220045	10.000	ug/l	97
65) 1,3,5-Trimethylbenzene	7.313	105	767678	10.000	ug/l	100
66) 1,2,3-Trichloropropane	7.313	75	65700	10.000	ug/l	93
67) trans-1,4-Dichloro-2-b...	7.345	75	97441	50.000	ug/l	99
68) 4-Chlorotoluene	7.392	126	223637	10.000	ug/l	98
69) tert-Butylbenzene	7.522	119	647658	10.000	ug/l	99
70) 1,2,4-Trimethylbenzene	7.569	105	755058	10.000	ug/l	99
71) sec-Butylbenzene	7.643	105	910788	10.000	ug/l	100
72) p-Isopropyltoluene	7.737	119	794778	10.000	ug/l	99
73) 1,3-Dichlorobenzene	7.773	146	348644	10.000	ug/l	100
74) 1,4-Dichlorobenzene	7.831	146	330523	10.000	ug/l	100
75) 2-Isopropyltoluene	7.888	119	730760	10.000	ug/l	100
76) n-Butylbenzene	7.993	91	694162	10.000	ug/l	100
77) 1,2-Dichlorobenzene	8.082	146	261872	10.000	ug/l	100
78) 1,2-Dibromo-3-Chloropr...	8.537	155	7841	10.000	ug/l	95
79) Hexachlorobutadiene	8.882	225	54302	10.000	ug/l	100
80) 1,2,4-Trichlorobenzene	8.898	180	105327	10.000	ug/l	99
81) Naphthalene	9.065	128	150873	10.000	ug/l	100
82) 1,2,3-Trichlorobenzene	9.159	180	61644	10.000	ug/l	97

(#)out of range (m)manual integration reviewed by analyst (+)signals summed

Quantitation Report (QT Reviewed)

Data Path : H:\V2017\CHEM02\08AUG\080317\
Data File : 0803P14.D
Acq On : 3 Aug 2017 1:14 pm
Operator :
Client ID : ICAL 10
Lab ID : VOA 10 PPB STD
ALS Vial : 1 Sample Multiplier: 1

Quant Time: Aug 03 13:54:52 2017
Quant Method : H:\V2017\CHEM02\METHODS\VT-P0803.M
Quant Title : VOA Standards for 5 point calibration
QLast Update : Thu Aug 03 13:54:23 2017
Response via : Initial Calibration

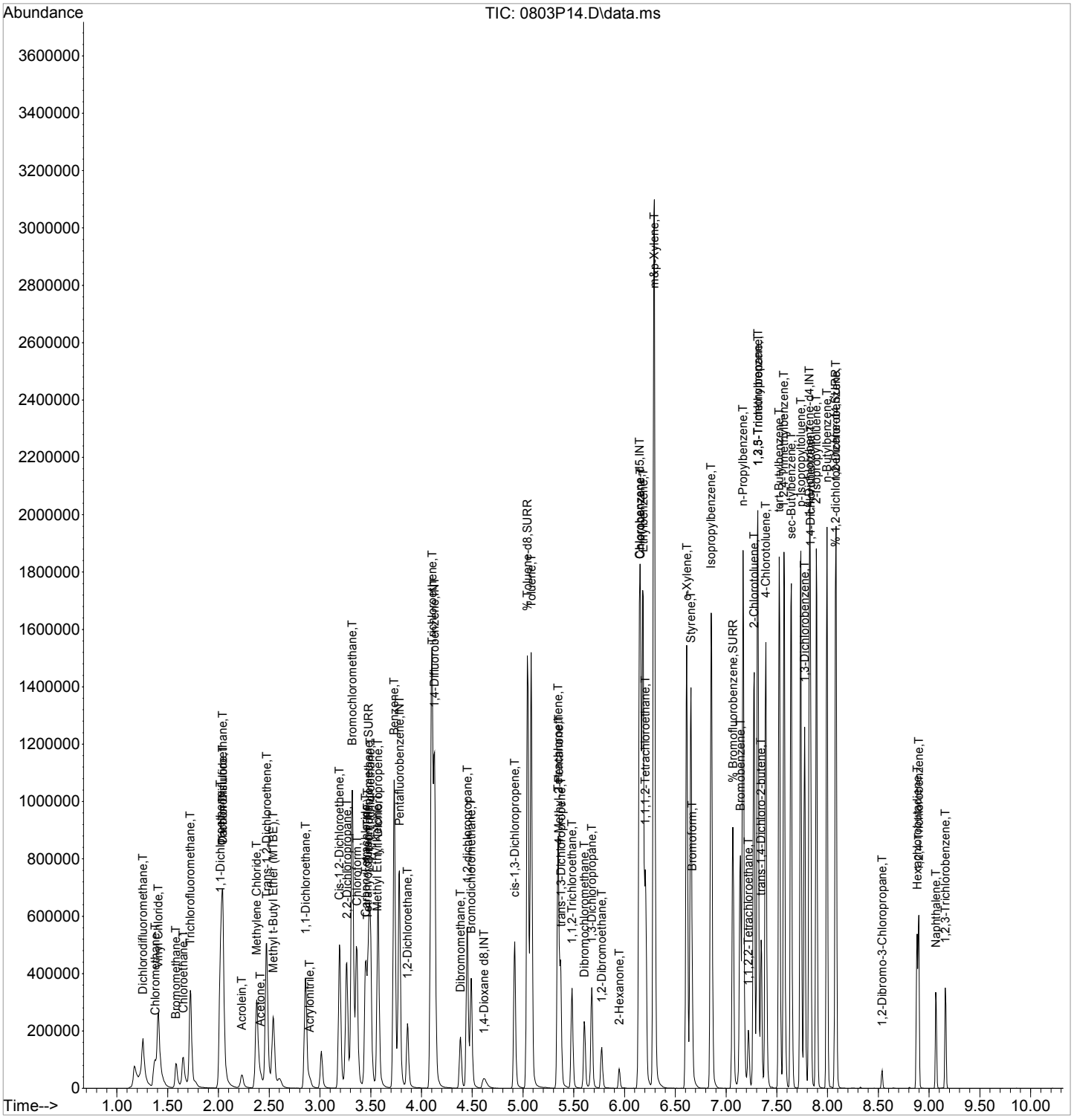

Quantitation Report (QT Reviewed)

Data Path : H:\V2017\CHEM02\08AUG\080317\
Data File : 0803P15.D
Acq On : 3 Aug 2017 1:36 pm
Operator :
Client ID : ICAL 20
Lab ID : VOA 20 PPB STD
ALS Vial : 1 Sample Multiplier: 1

Quant Time: Aug 03 13:54:54 2017
Quant Method : H:\V2017\CHEM02\METHODS\VT-P0803.M
Quant Title : VOA Standards for 5 point calibration
QLast Update : Thu Aug 03 13:54:23 2017
Response via : Initial Calibration

Compound	R.T.	QIon	Response	Conc	Units	Dev(Min)
Internal Standards						
1) Pentafluorobenzene	3.783	168	422138	10.000	ug/l	0.00
29) 1,4-Difluorobenzene	4.128	114	716915	10.000	ug/l	0.00
45) Chlorobenzene-d5	6.147	117	585262	10.000	ug/l	0.00
58) 1,4-Dichlorobenzene-d4	7.820	152	258434	10.000	ug/l	0.00
83) 1,4-Dioxane d8	4.609	96	33471	500.000	ug/l	0.00
System Monitoring Compounds						
27) % Dibromofluoromethane	3.479	192	29120	10.038	ug/l	0.00
Spiked Amount 10.000	Range 70 - 130		Recovery = 100.40%			
40) % Toluene-d8	5.043	98	868146	10.150	ug/l	0.00
Spiked Amount 10.000	Range 70 - 130		Recovery = 101.50%			
57) % Bromofluorobenzene	7.067	95	280511	10.188	ug/l	0.00
Spiked Amount 10.000	Range 70 - 130		Recovery = 101.90%			
59) % 1,2-dichlorobenzene-d4	8.077	152	196212	9.890	ug/l	0.00
Spiked Amount 10.000	Range 70 - 130		Recovery = 98.90%			
Target Compounds						Qvalue
2) Dichlorodifluoromethane	1.257	85	296305	16.776	ug/l	100
3) Chloromethane	1.377	50	409182	18.188	ug/l	100
4) Vinyl Chloride	1.408	62	428795	17.967	ug/l	99
5) Bromomethane	1.581	94	137713	20.683	ug/l	99
6) Chloroethane	1.649	64	198114	17.353	ug/l	100
7) Trichlorofluoromethane	1.722	101	494952	17.307	ug/l	100
8) 1,1-Dichloroethene	2.020	96	291039	18.107	ug/l	97
9) Trichlorotrifluoroethane	2.041	151	203813	17.413	ug/l	98
10) Carbon Disulfide	2.041	76	793687	18.026	ug/l	100
11) Acrolein	2.229	56	99036	101.243	ug/l	99
12) Methylene Chloride	2.376	84	339447	19.423	ug/l	96
13) Acetone	2.418	43	29689	17.166	ug/l	94
14) Trans-1,2-Dichloroethene	2.475	96	383060	18.753	ug/l	98
16) Methyl t-Butyl Ether (...	2.543	73	502175	20.371	ug/l	98
17) 1,1-Dichloroethane	2.857	63	720180	19.304	ug/l	99
18) Acrylonitrile	2.899	53	42833	20.511	ug/l	98
19) Cis-1,2-Dichloroethene	3.192	96	422133	19.214	ug/l	98
20) 2,2-Dichloropropane	3.265	77	530212	19.270	ug/l	99
21) Bromochloromethane	3.317	128	138780	19.845	ug/l	94
23) Chloroform	3.364	83	640077	19.346	ug/l	100
24) Carbon Tetrachloride	3.448	117	466153	18.681	ug/l	100
25) Tetrahydrofuran (THF)	3.469	42	81674	50.381	ug/l	94
26) 1,1,1-Trichloroethane	3.495	97	577992	18.588	ug/l	99
28) Methyl Ethyl Ketone	3.563	43	46291	19.762	ug/l	87
30) 1,1-Dichloropropene	3.574	75	528797	18.472	ug/l	99
31) Benzene	3.730	78	1609502	19.249	ug/l	99
32) 1,2-Dichloroethane	3.861	62	306423	20.076	ug/l	98
34) Trichloroethene	4.107	130	394126	18.765	ug/l	97
35) Dibromomethane	4.384	93	129854	20.505	ug/l	98
36) 1,2-dichloropropane	4.452	63	377245	19.691	ug/l	100
37) Bromodichloromethane	4.489	83	426892	20.289	ug/l	99
38) cis-1,3-Dichloropropene	4.918	75	519496	20.391	ug/l	99
39) Toluene	5.080	92	1009764	19.243	ug/l	99
41) 4-Methyl-2-Pentanone	5.352	43	108896	20.222	ug/l	99
42) Tetrachloroethene	5.347	164	280148	18.632	ug/l	100
43) trans-1,3-Dichloropropene	5.373	75	370881	20.607	ug/l	100
44) 1,1,2-Trichloroethane	5.483	97	189649	20.090	ug/l	98

Data Path : H:\V2017\CHEM02\08AUG\080317\
Data File : 0803P15.D
Acq On : 3 Aug 2017 1:36 pm
Operator :
Client ID : ICAL 20
Lab ID : VOA 20 PPB STD
ALS Vial : 1 Sample Multiplier: 1

Quant Time: Aug 03 13:54:54 2017
Quant Method : H:\V2017\CHEM02\METHODS\VT-P0803.M
Quant Title : VOA Standards for 5 point calibration
QLast Update : Thu Aug 03 13:54:23 2017
Response via : Initial Calibration

Compound	R.T.	QIon	Response	Conc Units	Dev(Min)
46) Dibromochloromethane	5.603	129	231591	20.719 ug/l	100
47) 1,3-Dichloropropane	5.676	76	342284	19.820 ug/l	100
48) 1,2-Dibromoethane	5.775	107	171606	20.059 ug/l	99
49) 2-Hexanone	5.948	43	73361	20.855 ug/l	93
50) Chlorobenzene	6.157	112	1016577	19.029 ug/l	96
51) Ethylbenzene	6.183	106	586038	18.280 ug/l	97
52) 1,1,1,2-Tetrachloroethane	6.210	131	317196	19.453 ug/l	99
53) m&p-Xylene	6.293	106	1388657	36.263 ug/l	94
54) o-Xylene	6.612	106	692576	18.775 ug/l	99
55) Styrene	6.654	104	1062274	18.974 ug/l	98
56) Bromoform	6.665	173	90817	20.471 ug/l	100
60) Isopropylbenzene	6.858	120	488548	18.194 ug/l	99
61) Bromobenzene	7.141	156	344568	19.307 ug/l	100
62) n-Propylbenzene	7.172	120	493329	18.160 ug/l	98
63) 1,1,2,2-Tetrachloroethane	7.219	83	166668	19.733 ug/l	99
64) 2-Chlorotoluene	7.277	126	421309	18.517 ug/l	94
65) 1,3,5-Trimethylbenzene	7.313	105	1464981	18.456 ug/l	99
66) 1,2,3-Trichloropropane	7.313	75	129128	19.008 ug/l	93
67) trans-1,4-Dichloro-2-b...	7.350	75	216720	107.548 ug/l	96
68) 4-Chlorotoluene	7.392	126	428917	18.548 ug/l	96
69) tert-Butylbenzene	7.528	119	1222947	18.262 ug/l	99
70) 1,2,4-Trimethylbenzene	7.575	105	1467788	18.800 ug/l	98
71) sec-Butylbenzene	7.643	105	1708934	18.146 ug/l	100
72) p-Isopropyltoluene	7.737	119	1505685	18.322 ug/l	99
73) 1,3-Dichlorobenzene	7.773	146	685051	19.003 ug/l	100
74) 1,4-Dichlorobenzene	7.831	146	652765	19.100 ug/l	99
75) 2-Isopropyltoluene	7.888	119	1393772	18.446 ug/l	99
76) n-Butylbenzene	7.993	91	1324089	18.447 ug/l	99
77) 1,2-Dichlorobenzene	8.082	146	521169	19.247 ug/l	99
78) 1,2-Dibromo-3-Chloropr...	8.537	155	17438	21.508 ug/l	95
79) Hexachlorobutadiene	8.877	225	103536	18.440 ug/l	99
80) 1,2,4-Trichlorobenzene	8.893	180	217751	19.994 ug/l	99
81) Naphthalene	9.060	128	330793	21.204 ug/l	100
82) 1,2,3-Trichlorobenzene	9.154	180	131226	20.588 ug/l	98

(#)out of range (m)manual integration reviewed by analyst (+)signals summed

Quantitation Report (QT Reviewed)

Data Path : H:\V2017\CHEM02\08AUG\080317\
Data File : 0803P15.D
Acq On : 3 Aug 2017 1:36 pm
Operator :
Client ID : ICAL 20
Lab ID : VOA 20 PPB STD
ALS Vial : 1 Sample Multiplier: 1

Quant Time: Aug 03 13:54:54 2017
Quant Method : H:\V2017\CHEM02\METHODS\VT-P0803.M
Quant Title : VOA Standards for 5 point calibration
QLast Update : Thu Aug 03 13:54:23 2017
Response via : Initial Calibration

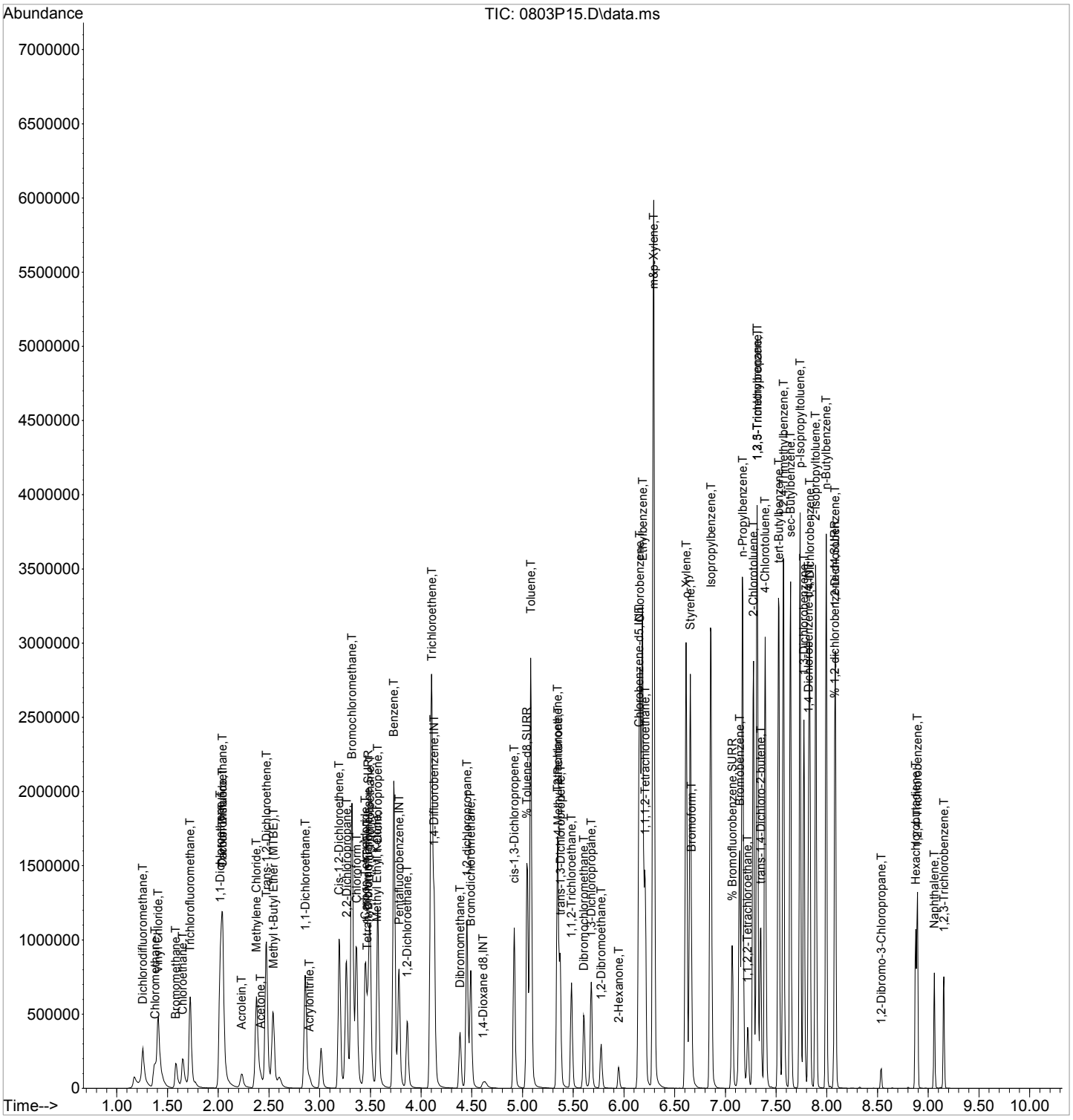

Quantitation Report (QT Reviewed)

Data Path : H:\V2017\CHEM02\08AUG\080317\
Data File : 0803P16.D
Acq On : 3 Aug 2017 1:59 pm
Operator :
Client ID : ICAL 30
Lab ID : VOA 30 PPB STD
ALS Vial : 1 Sample Multiplier: 1

Quant Time: Aug 03 14:31:57 2017
Quant Method : H:\V2017\CHEM02\METHODS\VT-P0803.M
Quant Title : VOA Standards for 5 point calibration
QLast Update : Thu Aug 03 14:31:41 2017
Response via : Initial Calibration

Compound	R.T.	QIon	Response	Conc	Units	Dev(Min)
Internal Standards						
1) Pentafluorobenzene	3.783	168	411871	10.000	ug/l	0.00
29) 1,4-Difluorobenzene	4.128	114	694639	10.000	ug/l	0.00
45) Chlorobenzene-d5	6.147	117	562235	10.000	ug/l	0.00
58) 1,4-Dichlorobenzene-d4	7.826	152	244181	10.000	ug/l	0.00
83) 1,4-Dioxane d8	4.614	96	33034	500.000	ug/l	0.00
System Monitoring Compounds						
27) % Dibromofluoromethane	3.479	192	27373	9.626	ug/l	0.00
Spiked Amount 10.000	Range 70 - 130		Recovery = 96.30%			
40) % Toluene-d8	5.043	98	849388	10.228	ug/l	0.00
Spiked Amount 10.000	Range 70 - 130		Recovery = 102.30%			
57) % Bromofluorobenzene	7.067	95	268434	10.144	ug/l	0.00
Spiked Amount 10.000	Range 70 - 130		Recovery = 101.40%			
59) % 1,2-dichlorobenzene-d4	8.082	152	183778	9.902	ug/l	0.00
Spiked Amount 10.000	Range 70 - 130		Recovery = 99.00%			
Target Compounds						Qvalue
2) Dichlorodifluoromethane	1.256	85	503137	34.434	ug/l	100
3) Chloromethane	1.372	50	634432	30.397	ug/l	98
4) Vinyl Chloride	1.403	62	683594	32.693	ug/l	99
5) Bromomethane	1.581	94	233198	44.834	ug/l	100
6) Chloroethane	1.649	64	291984	27.232	ug/l	100
7) Trichlorofluoromethane	1.722	101	813980	32.355	ug/l	100
8) 1,1-Dichloroethene	2.015	96	471594	32.652	ug/l	97
9) Trichlorotrifluoroethane	2.041	151	345603	33.673	ug/l	97
10) Carbon Disulfide	2.041	76	1251115	31.009	ug/l	100
11) Acrolein	2.229	56	148279	165.055	ug/l	100
12) Methylene Chloride	2.376	84	511008	29.452	ug/l	96
13) Acetone	2.418	43	42898	25.867	ug/l	93
14) Trans-1,2-Dichloroethene	2.470	96	597450	31.450	ug/l	98
16) Methyl t-Butyl Ether (...	2.538	73	749955	32.609	ug/l	97
17) 1,1-Dichloroethane	2.857	63	1115232	31.779	ug/l	100
18) Acrylonitrile	2.899	53	64083	34.058	ug/l	96
19) Cis-1,2-Dichloroethene	3.192	96	650917	31.494	ug/l	99
20) 2,2-Dichloropropane	3.265	77	848611	33.593	ug/l	99
21) Bromochloromethane	3.317	128	205464	31.070	ug/l	97
23) Chloroform	3.359	83	979690	31.449	ug/l	100
24) Carbon Tetrachloride	3.448	117	775975	35.196	ug/l	99
25) Tetrahydrofuran (THF)	3.469	42	118687	77.202	ug/l	96
26) 1,1,1-Trichloroethane	3.495	97	932319	33.042	ug/l	98
28) Methyl Ethyl Ketone	3.563	43	64860	29.536	ug/l	94
30) 1,1-Dichloropropene	3.573	75	850102	32.976	ug/l	100
31) Benzene	3.730	78	2471563	31.585	ug/l	99
32) 1,2-Dichloroethane	3.861	62	458410	32.069	ug/l	98
34) Trichloroethene	4.107	130	603531	30.989	ug/l	96
35) Dibromomethane	4.384	93	196251	33.281	ug/l	98
36) 1,2-dichloropropane	4.452	63	567555	31.519	ug/l	100
37) Bromodichloromethane	4.489	83	645077	33.712	ug/l	100
38) cis-1,3-Dichloropropene	4.918	75	788777	34.068	ug/l	100
39) Toluene	5.080	92	1561250	31.759	ug/l	98
41) 4-Methyl-2-Pentanone	5.352	43	155450	30.738	ug/l	99
42) Tetrachloroethene	5.346	164	445327	32.453	ug/l	99
43) trans-1,3-Dichloropropene	5.373	75	557817	34.449	ug/l	100
44) 1,1,2-Trichloroethane	5.482	97	284486	32.534	ug/l	98

Data Path : H:\V2017\CHEM02\08AUG\080317\
Data File : 0803P16.D
Acq On : 3 Aug 2017 1:59 pm
Operator :
Client ID : ICAL 30
Lab ID : VOA 30 PPB STD
ALS Vial : 1 Sample Multiplier: 1

Quant Time: Aug 03 14:31:57 2017
Quant Method : H:\V2017\CHEM02\METHODS\VT-P0803.M
Quant Title : VOA Standards for 5 point calibration
QLast Update : Thu Aug 03 14:31:41 2017
Response via : Initial Calibration

Compound	R.T.	QIon	Response	Conc Units	Dev(Min)
46) Dibromochloromethane	5.608	129	352211	36.624 ug/l	100
47) 1,3-Dichloropropane	5.676	76	509461	32.166 ug/l	99
48) 1,2-Dibromoethane	5.775	107	259076	33.390 ug/l	98
49) 2-Hexanone	5.948	43	108972	33.083 ug/l	96
50) Chlorobenzene	6.162	112	1529198	30.905 ug/l	98
51) Ethylbenzene	6.183	106	899873	30.845 ug/l	94
52) 1,1,1,2-Tetrachloroethane	6.209	131	480703	33.104 ug/l	99
53) m&p-Xylene	6.293	106	2084059	59.109 ug/l	93
54) o-Xylene	6.612	106	1055137	31.384 ug/l	97
55) Styrene	6.654	104	1606435	31.713 ug/l	99
56) Bromoform	6.670	173	137376	36.787 ug/l	99
60) Isopropylbenzene	6.858	120	758287	32.213 ug/l	98
61) Bromobenzene	7.140	156	517763	31.853 ug/l	100
62) n-Propylbenzene	7.172	120	765797	31.870 ug/l	97
63) 1,1,2,2-Tetrachloroethane	7.219	83	246046	32.652 ug/l	99
64) 2-Chlorotoluene	7.276	126	638568	31.443 ug/l	94
65) 1,3,5-Trimethylbenzene	7.313	105	2264483	32.281 ug/l	98
66) 1,2,3-Trichloropropane	7.313	75	185415	29.922 ug/l	95
67) trans-1,4-Dichloro-2-b...	7.350	75	333176	202.736 ug/l	93
68) 4-Chlorotoluene	7.397	126	646153	31.323 ug/l	94
69) tert-Butylbenzene	7.527	119	1899439	32.293 ug/l	100
70) 1,2,4-Trimethylbenzene	7.575	105	2237861	32.389 ug/l	98
71) sec-Butylbenzene	7.643	105	2669423	32.382 ug/l	99
72) p-Isopropyltoluene	7.737	119	2345480	32.702 ug/l	99
73) 1,3-Dichlorobenzene	7.779	146	1014266	31.153 ug/l	99
74) 1,4-Dichlorobenzene	7.831	146	963717	31.176 ug/l	100
75) 2-Isopropyltoluene	7.894	119	2143951	32.109 ug/l	99
76) n-Butylbenzene	7.993	91	2078754	33.366 ug/l	99
77) 1,2-Dichlorobenzene	8.087	146	773990	31.729 ug/l	100
78) 1,2-Dibromo-3-Chloropr...	8.537	155	26400	38.683 ug/l	95
79) Hexachlorobutadiene	8.877	225	165642	33.002 ug/l	99
80) 1,2,4-Trichlorobenzene	8.893	180	324053	32.907 ug/l	100
81) Naphthalene	9.060	128	494567	34.690 ug/l	100
82) 1,2,3-Trichlorobenzene	9.154	180	194428	33.372 ug/l	98

(#)out of range (m)manual integration reviewed by analyst (+)signals summed

Quantitation Report (QT Reviewed)

Data Path : H:\V2017\CHEM02\08AUG\080317\
Data File : 0803P16.D
Acq On : 3 Aug 2017 1:59 pm
Operator :
Client ID : ICAL 30
Lab ID : VOA 30 PPB STD
ALS Vial : 1 Sample Multiplier: 1

Quant Time: Aug 03 14:31:57 2017
Quant Method : H:\V2017\CHEM02\METHODS\VT-P0803.M
Quant Title : VOA Standards for 5 point calibration
QLast Update : Thu Aug 03 14:31:41 2017
Response via : Initial Calibration

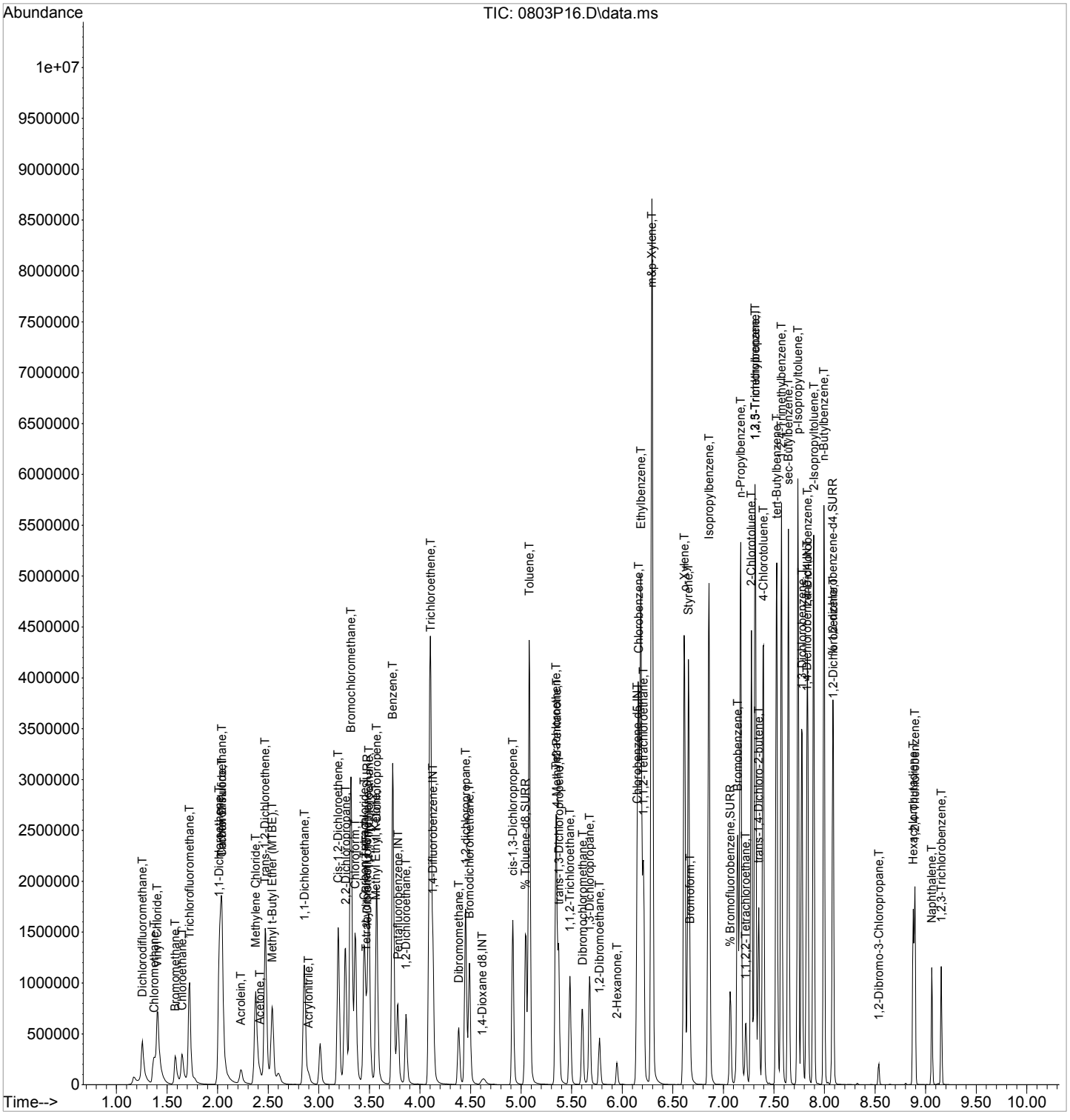

7A
VOLATILE CONTINUING CALIBRATION CHECK

Lab Name: Phoenix Environmental Labs Client: NETC

Lab Code: Phoenix Case No.: SAS No.: SDG No.: GBY76292

Instrument: CHEM02 Calibration Date: 08/03/17 Time: 15:15

Lab File Id: 0803P19.D Init. Calib. Date(s): 08/03/17 08/03/17

Heated Purge (Y/N): Y Init. Calib. Times: 12:06 13:59

GC Column: rtx-vms Method File: VT-P0803.M

COMPOUND		RRF	RRF10	RRF MIN	%D	% D LIMITS
Pentafluorobenzene	(IS Area/Area%)	412081	414179	n.a.	100.5	50-200
1,4-Difluorobenzene	(IS Area/Area%)	705874	712723	n.a.	101.0	50-200
Chlorobenzene-d5	(IS Area/Area%)	567590	573491	n.a.	101.0	50-200
1,4-Dichlorobenzene-d4	(IS Area/Area%)	249934	255518	n.a.	102.2	50-200
1,4-Dioxane d8	(IS Area/Area%)	30821	32179	n.a.	104.4	n.a.
Dichlorodifluoromethane		0.364	0.485	0.100	-33.2 +	20 (60)
Chloromethane		0.508	0.570	0.100	-12.2	20 (60)
Vinyl Chloride		0.515	0.574	0.100	-11.5	20 (40)
Bromomethane		0.137	0.168	0.100	-22.6 +	20 (60)
Chloroethane		0.256	0.266	0.100	-3.9	20 (40)
Trichlorofluoromethane		0.619	0.651	0.100	-5.2	20 (40)
1,1-Dichloroethene		0.356	0.367	0.100	-3.1	20 (40)
Trichlorotrifluoroethane		0.254	0.266	0.050	-4.7	20 (40)
Carbon Disulfide		0.985	1.030	0.100	-4.6	20 (40)
Acrolein		0.022	0.024	* 0.050	-9.1	20 (40)
Methylene Chloride		0.420	0.406	0.100	3.3	20 (40)
Acetone		0.039	0.037	* 0.100	5.1	20 (60)
Trans-1,2-Dichloroethene		0.465	0.469	0.100	-0.9	20 (40)
Methyl t-Butyl Ether (MTBE)		0.566	0.585	0.100	-3.4	20 (40)
1,1-Dichloroethane		0.860	0.854	0.200	0.7	20 (40)
Acrylonitrile		0.047	0.050	0.050	-6.4	20 (40)
Cis-1,2-Dichloroethene		0.506	0.503	0.100	0.6	20 (40)
2,2-Dichloropropane		0.626	0.674	0.050	-7.7	20 (40)
Bromochloromethane		0.162	0.165	0.050	-1.9	20 (40)
Chloroform		0.762	0.756	0.200	0.8	20 (40)
Carbon Tetrachloride		0.551	0.564	0.100	-2.4	20 (40)
Tetrahydrofuran (THF)		0.038	0.040	* 0.050	-5.3	20 (40)
1,1,1-Trichloroethane		0.697	0.695	0.100	0.3	20 (40)
Methyl Ethyl Ketone		0.053	0.055	* 0.100	-3.8	20 (60)
1,1-Dichloropropene		0.377	0.378	0.050	-0.3	20 (40)
Benzene		1.136	1.118	0.500	1.6	20 (40)
1,2-Dichloroethane		0.208	0.205	0.100	1.4	20 (40)
Trichloroethene		0.282	0.279	0.200	1.1	20 (40)
Dibromomethane		0.086	0.088	0.050	-2.3	20 (40)
1,2-dichloropropane		0.261	0.258	0.100	1.1	20 (40)
Bromodichloromethane		0.281	0.286	0.200	-1.8	20 (40)

(*) Recommended RRF not met (+) %D exceeds criteria % (#) %D exceeds (maximum) criteria
%D: 10% of target compounds are allowed to be above criteria %, but must be less than the (maximum) %D

FORM VII VOA

7B
VOLATILE CONTINUING CALIBRATION CHECK

Lab Name: Phoenix Environmental Labs Client: NETC

Lab Code: Phoenix Case No.: SAS No.: SDG No.: GBY76292

Instrument: CHEM02 Calibration Date: 08/03/17 Time: 15:15

Lab File Id: 0803P19.D Init. Calib. Date(s): 08/03/17 08/03/17

Heated Purge (Y/N): Y Init. Calib. Times: 12:06 13:59

GC Column: rtx-vms Method File: VT-P0803.M

COMPOUND	RRF	RRF10		RRF MIN	%D	% D LIMITS
cis-1,3-Dichloropropene	0.341	0.349		0.200	-2.3	20 (40)
Toluene	0.715	0.709		0.400	0.8	20 (40)
4-Methyl-2-Pentanone	0.073	0.075	*	0.100	-2.7	20 (60)
Tetrachloroethene	0.200	0.202		0.200	-1.0	20 (40)
trans-1,3-Dichloropropene	0.239	0.250		0.100	-4.6	20 (40)
1,1,2-Trichloroethane	0.128	0.128		0.100	0.0	20 (40)
Dibromochloromethane	0.177	0.188		0.100	-6.2	20 (40)
1,3-Dichloropropane	0.285	0.288		0.050	-1.1	20 (40)
1,2-Dibromoethane	0.141	0.145		0.100	-2.8	20 (40)
2-Hexanone	0.060	0.061	*	0.100	-1.7	20 (60)
Chlorobenzene	0.884	0.876		0.500	0.9	20 (40)
Ethylbenzene	0.521	0.524		0.100	-0.6	20 (40)
1,1,1,2-Tetrachloroethane	0.263	0.269		0.050	-2.3	20 (40)
m&p-Xylene	0.626	0.630		0.100	-0.6	20 (40)
o-Xylene	0.603	0.602		0.300	0.2	20 (40)
Styrene	0.910	0.926		0.300	-1.8	20 (40)
Bromoform	0.069	0.075	*	0.100	-8.7	20 (40)
Isopropylbenzene	0.976	0.973		0.100	0.3	20 (40)
Bromobenzene	0.673	0.669		0.050	0.6	20 (40)
n-Propylbenzene	0.994	1.000		0.050	-0.6	20 (40)
1,1,2,2-Tetrachloroethane	0.313	0.315		0.300	-0.6	20 (40)
2-Chlorotoluene	0.838	0.836		0.050	0.2	20 (40)
1,3,5-Trimethylbenzene	2.909	2.899		0.050	0.3	20 (40)
1,2,3-Trichloropropane	0.254	0.251		0.050	1.2	20 (40)
trans-1,4-Dichloro-2-butene	0.071	0.079		0.050	-11.3	20 (40)
4-Chlorotoluene	0.851	0.847		0.050	0.5	20 (40)
tert-Butylbenzene	2.440	2.430		0.050	0.4	20 (40)
1,2,4-Trimethylbenzene	2.867	2.859		0.050	0.3	20 (40)
sec-Butylbenzene	3.421	3.395		0.050	0.8	20 (40)
p-Isopropyltoluene	2.981	3.011		0.050	-1.0	20 (40)
1,3-Dichlorobenzene	1.342	1.341		0.600	0.1	20 (40)
1,4-Dichlorobenzene	1.274	1.267		0.500	0.5	20 (40)
2-Isopropyltoluene	2.767	2.741		0.050	0.9	20 (40)
n-Butylbenzene	2.599	2.604		0.050	-0.2	20 (40)
1,2-Dichlorobenzene	1.009	1.016		0.400	-0.7	20 (40)
1,2-Dibromo-3-Chloropropane	0.029	0.032	*	0.050	-10.3	20 (40)

(*) Recommended RRF not met (+) %D exceeds criteria % (#) %D exceeds (maximum) criteria
%D: 10% of target compounds are allowed to be above criteria %, but must be less than the (maximum) %D

FORM VII VOA

7B
VOLATILE CONTINUING CALIBRATION CHECK

Lab Name: Phoenix Environmental Labs Client: NETC

Lab Code: Phoenix Case No.: SAS No.: SDG No.: GBY76292

Instrument: CHEM02 Calibration Date: 08/03/17 Time: 15:15

Lab File Id: 0803P19.D Init. Calib. Date(s): 08/03/17 08/03/17

Heated Purge (Y/N): Y Init. Calib. Times: 12:06 13:59

GC Column: rtx-vms Method File: VT-P0803.M

COMPOUND	RRF	RRF10	RRF MIN	%D	% D LIMITS
Hexachlorobutadiene	0.209	0.214	0.050	-2.4	20 (40)
1,2,4-Trichlorobenzene	0.410	0.425	0.200	-3.7	20 (40)
Naphthalene	0.599	0.636	0.050	-6.2	20 (40)
1,2,3-Trichlorobenzene	0.243	0.256	0.050	-5.3	20 (40)
% Dibromofluoromethane	0.069	0.070	0.050	-1.4	20 (40)
% Toluene-d8	1.200	1.189	0.050	0.9	20 (40)
% Bromofluorobenzene	0.472	0.478	0.050	-1.3	20 (40)
% 1,2-dichlorobenzene-d4	0.759	0.765	0.050	-0.8	20 (40)

(*) Recommended RRF not met (+) %D exceeds criteria % (#) %D exceeds (maximum) criteria
%D: 10% of target compounds are allowed to be above criteria %, but must be less than the (maximum) %D

FORM VII VOA

Evaluate Continuing Calibration Report

Data Path : H:\V2017\CHEM02\08AUG\080317\
Data File : 0803P19.D
Acq On : 3 Aug 2017 3:15 pm
Operator :
Client ID : BFB TUNE - CCAL 10
Lab ID : VOA 10 PPB STD VOA500 II 08/03 MNAZ - VOA 10 PPB STD VOA500 II 08/03 MNAZ
ALS Vial : 1 Sample Multiplier: 1

Quant Time: Aug 03 15:45:12 2017
Quant Method : H:\V2017\CHEM02\METHODS\VT-P0803.M
Quant Title : VOA Standards for 5 point calibration
QLast Update : Thu Aug 03 14:32:12 2017
Response via : Initial Calibration

Note: Curves (l,lf,q,qf) display calculated concentration.
Min. RRF : 0.000 Min. Rel. Area : 50% Max. R.T. Dev 0.20min
Max. RRF Dev : 30% Max. Rel. Area : 200%

		Compound	AvgRF	CCRF	%Dev	Area%	
1	INT	Pentafluorobenzene	1.000	1.000	0.0	101	
2	T	Dichlorodifluoromethane	0.364	0.485	-33.2#		
3	T	Chloromethane	0.508	0.570	-12.2		
4	T	Vinyl Chloride	0.515	0.574	-11.5		
5	T	Bromomethane	0.137	0.168	-22.6		
6	T	Chloroethane	0.256	0.266	-3.9		
7	T	Trichlorofluoromethane	0.619	0.651	-5.2		
8	T	1,1-Dichloroethene	0.356	0.367	-3.1		
9	T	Trichlorotrifluoroethane	0.254	0.266	-4.7		
10	T	Carbon Disulfide	0.985	1.030	-4.6		
11	T	Acrolein	0.022	0.024	-9.1		
12	T	Methylene Chloride	0.420	0.406	3.3		
13	T	Acetone	0.039	0.037	5.1		
14	T	Trans-1,2-Dichloroethene	0.465	0.469	-0.9		
16	T	Methyl t-Butyl Ether (MTBE)	0.566	0.585	-3.4		
17	T	1,1-Dichloroethane	0.860	0.854	0.7		
18	T	Acrylonitrile	0.047	0.050	-6.4		
19	T	Cis-1,2-Dichloroethene	0.506	0.503	0.6		
20	T	2,2-Dichloropropane	0.626	0.674	-7.7		
21	T	Bromochloromethane	0.162	0.165	-1.9		
23	T	Chloroform	0.762	0.756	0.8		
24	T	Carbon Tetrachloride	0.551	0.564	-2.4		
25	T	Tetrahydrofuran (THF)	0.038	0.040	-5.3		
26	T	1,1,1-Trichloroethane	0.697	0.695	0.3		
27	SURR	% Dibromofluoromethane	0.069	0.070	-1.4		
28	T	Methyl Ethyl Ketone	0.053	0.055	-3.8		
29	INT	1,4-Difluorobenzene	1.000	1.000	0.0	101	
30	T	1,1-Dichloropropene	0.377	0.378	-0.3		
31	T	Benzene	1.136	1.118	1.6		
32	T	1,2-Dichloroethane	0.208	0.205	1.4		
34	T	Trichloroethene	0.282	0.279	1.1		
35	T	Dibromomethane	0.086	0.088	-2.3		
36	T	1,2-dichloropropane	0.261	0.258	1.1		
37	T	Bromodichloromethane	0.281	0.286	-1.8		
38	T	cis-1,3-Dichloropropene	0.341	0.349	-2.3		
39	T	Toluene	0.715	0.709	0.8		
40	SURR	% Toluene-d8	1.200	1.189	0.9		
41	T	4-Methyl-2-Pentanone	0.073	0.075	-2.7		
42	T	Tetrachloroethene	0.200	0.202	-1.0		
43	T	trans-1,3-Dichloropropene	0.239	0.250	-4.6		
44	T	1,1,2-Trichloroethane	0.128	0.128	0.0		
45	INT	Chlorobenzene-d5	1.000	1.000	0.0	101	
46	T	Dibromochloromethane	0.177	0.188	-6.2		
47	T	1,3-Dichloropropane	0.285	0.288	-1.1		
48	T	1,2-Dibromoethane	0.141	0.145	-2.8		
49	T	2-Hexanone	0.060	0.061	-1.7		
50	T	Chlorobenzene	0.884	0.876	0.9		
51	T	Ethylbenzene	0.521	0.524	-0.6		
52	T	1,1,1,2-Tetrachloroethane	0.263	0.269	-2.3		

Evaluate Continuing Calibration Report

Data Path : H:\V2017\CHEM02\08AUG\080317\
Data File : 0803P19.D
Acq On : 3 Aug 2017 3:15 pm
Operator :
Client ID : BFB TUNE - CCAL 10
Lab ID : VOA 10 PPB STD VOA500 II 08/03 MNAZ - VOA 10 PPB STD VOA500 II 08/03 MNAZ
ALS Vial : 1 Sample Multiplier: 1

Quant Time: Aug 03 15:45:12 2017
Quant Method : H:\V2017\CHEM02\METHODS\VT-P0803.M
Quant Title : VOA Standards for 5 point calibration
QLast Update : Thu Aug 03 14:32:12 2017
Response via : Initial Calibration

Note: Curves (l,lf,q,qf) display calculated concentration.
Min. RRF : 0.000 Min. Rel. Area : 50% Max. R.T. Dev 0.20min
Max. RRF Dev : 30% Max. Rel. Area : 200%

		Compound	AvgRF	CCRF	%Dev	Area%	
53	T	m&p-Xylene	0.626	0.630	-0.6		
54	T	o-Xylene	0.603	0.602	0.2		
55	T	Styrene	0.910	0.926	-1.8		
56	T	Bromoform	0.069	0.075	-8.7		
57	SURR	% Bromofluorobenzene	0.472	0.478	-1.3		
58	INT	1,4-Dichlorobenzene-d4	1.000	1.000	0.0	102	
59	SURR	% 1,2-dichlorobenzene-d4	0.759	0.765	-0.8		
60	T	Isopropylbenzene	0.976	0.973	0.3		
61	T	Bromobenzene	0.673	0.669	0.6		
62	T	n-Propylbenzene	0.994	1.000	-0.6		
63	T	1,1,2,2-Tetrachloroethane	0.313	0.315	-0.6		
64	T	2-Chlorotoluene	0.838	0.836	0.2		
65	T	1,3,5-Trimethylbenzene	2.909	2.899	0.3		
66	T	1,2,3-Trichloropropane	0.254	0.251	1.2		
67	T	trans-1,4-Dichloro-2-butene	0.071	0.079	-11.3		
68	T	4-Chlorotoluene	0.851	0.847	0.5		
69	T	tert-Butylbenzene	2.440	2.430	0.4		
70	T	1,2,4-Trimethylbenzene	2.867	2.859	0.3		
71	T	sec-Butylbenzene	3.421	3.395	0.8		
72	T	p-Isopropyltoluene	2.981	3.011	-1.0		
73	T	1,3-Dichlorobenzene	1.342	1.341	0.1		
74	T	1,4-Dichlorobenzene	1.274	1.267	0.5		
75	T	2-Isopropyltoluene	2.767	2.741	0.9		
76	T	n-Butylbenzene	2.599	2.604	-0.2		
77	T	1,2-Dichlorobenzene	1.009	1.016	-0.7		
78	T	1,2-Dibromo-3-Chloropropane	0.029	0.032	-10.3		
79	T	Hexachlorobutadiene	0.209	0.214	-2.4		
80	T	1,2,4-Trichlorobenzene	0.410	0.425	-3.7		
81	T	Naphthalene	0.599	0.636	-6.2		
82	T	1,2,3-Trichlorobenzene	0.243	0.256	-5.3		
83	INT	1,4-Dioxane d8	1.000	1.000	0.0	104	

(#)=Out of Range l=linear, lf=liner(0,0), q=quadratic, qf=quadratic(0,0)
Laboratory Warning Limits Out = 0

Quantitation Report (Not Reviewed)

Data Path : H:\V2017\CHEM02\08AUG\080317\
Data File : 0803P19.D
Acq On : 3 Aug 2017 3:15 pm
Operator :
Client ID : BFB TUNE - CCAL 10
Lab ID : VOA 10 PPB STD VOA500 II 08/03 MNAZ - VOA 10 PPB STD VOA500 II 08/03 MNAZ
ALS Vial : 1 Sample Multiplier: 1

Quant Time: Aug 03 15:45:12 2017
Quant Method : H:\V2017\CHEM02\METHODS\VT-P0803.M
Quant Title : VOA Standards for 5 point calibration
QLast Update : Thu Aug 03 14:32:12 2017
Response via : Initial Calibration

Compound	R.T.	QIon	Response	Conc	Units	Dev(Min)
Internal Standards						
1) Pentafluorobenzene	3.783	168	414179	10.000	ug/l	0.00
29) 1,4-Difluorobenzene	4.128	114	712723	10.000	ug/l	0.00
45) Chlorobenzene-d5	6.147	117	573491	10.000	ug/l	0.00
58) 1,4-Dichlorobenzene-d4	7.820	152	255518	10.000	ug/l	0.00
83) 1,4-Dioxane d8	4.609	96	32179	500.000	ug/l	0.00
System Monitoring Compounds						
27) % Dibromofluoromethane	3.479	192	28852	10.153	ug/l	0.00
Spiked Amount 10.000	Range 70 - 130		Recovery = 101.50%			
40) % Toluene-d8	5.043	98	847164	9.905	ug/l	0.00
Spiked Amount 10.000	Range 70 - 130		Recovery = 99.00%			
57) % Bromofluorobenzene	7.067	95	273859	10.122	ug/l	0.00
Spiked Amount 10.000	Range 70 - 130		Recovery = 101.20%			
59) % 1,2-dichlorobenzene-d4	8.077	152	195517	10.084	ug/l	0.00
Spiked Amount 10.000	Range 70 - 130		Recovery = 100.80%			
Target Compounds						Qvalue
2) Dichlorodifluoromethane	1.257	85	200864	13.342	ug/l	100
3) Chloromethane	1.377	50	235976	11.218	ug/l	96
4) Vinyl Chloride	1.408	62	237560	11.132	ug/l	99
5) Bromomethane	1.581	94	69656	12.303	ug/l	99
6) Chloroethane	1.654	64	110281	10.388	ug/l	100
7) Trichlorofluoromethane	1.722	101	269553	10.517	ug/l	100
8) 1,1-Dichloroethene	2.020	96	152161	10.324	ug/l	98
9) Trichlorotrifluoroethane	2.041	151	110361	10.479	ug/l	97
10) Carbon Disulfide	2.041	76	426767	10.460	ug/l	100
11) Acrolein	2.229	56	48680	52.999	ug/l	99
12) Methylene Chloride	2.376	84	168032	9.660	ug/l	95
13) Acetone	2.418	43	15265	9.413	ug/l	96
14) Trans-1,2-Dichloroethene	2.475	96	194202	10.085	ug/l	99
16) Methyl t-Butyl Ether (...	2.538	73	242216	10.323	ug/l	97
17) 1,1-Dichloroethane	2.857	63	353692	9.924	ug/l	99
18) Acrylonitrile	2.899	53	20633	10.664	ug/l	95
19) Cis-1,2-Dichloroethene	3.192	96	208362	9.943	ug/l	99
20) 2,2-Dichloropropane	3.265	77	279056	10.770	ug/l	99
21) Bromochloromethane	3.317	128	68544	10.246	ug/l	97
23) Chloroform	3.359	83	313273	9.921	ug/l	100
24) Carbon Tetrachloride	3.448	117	233483	10.236	ug/l	100
25) Tetrahydrofuran (THF)	3.469	42	41392	26.644	ug/l	96
26) 1,1,1-Trichloroethane	3.495	97	288049	9.983	ug/l	99
28) Methyl Ethyl Ketone	3.568	43	22654	10.291	ug/l	89
30) 1,1-Dichloropropene	3.573	75	269689	10.030	ug/l	99
31) Benzene	3.730	78	796955	9.840	ug/l	100
32) 1,2-Dichloroethane	3.861	62	146378	9.867	ug/l	97
34) Trichloroethene	4.107	130	199037	9.906	ug/l	99
35) Dibromomethane	4.384	93	62785	10.191	ug/l	97
36) 1,2-dichloropropane	4.452	63	183806	9.865	ug/l	100
37) Bromodichloromethane	4.489	83	204126	10.187	ug/l	98
38) cis-1,3-Dichloropropene	4.918	75	248408	10.226	ug/l	99
39) Toluene	5.080	92	505208	9.919	ug/l	99
41) 4-Methyl-2-Pentanone	5.347	43	53202	10.203	ug/l	99
42) Tetrachloroethene	5.347	164	143977	10.089	ug/l	99
43) trans-1,3-Dichloropropene	5.373	75	177879	10.448	ug/l	99
44) 1,1,2-Trichloroethane	5.483	97	91502	10.057	ug/l	98

Quantitation Report (Not Reviewed)

Data Path : H:\V2017\CHEM02\08AUG\080317\
Data File : 0803P19.D
Acq On : 3 Aug 2017 3:15 pm
Operator :
Client ID : BFB TUNE - CCAL 10
Lab ID : VOA 10 PPB STD VOA500 II 08/03 MNAZ - VOA 10 PPB STD VOA500 II 08/03 MNAZ
ALS Vial : 1 Sample Multiplier: 1

Quant Time: Aug 03 15:45:12 2017
Quant Method : H:\V2017\CHEM02\METHODS\VT-P0803.M
Quant Title : VOA Standards for 5 point calibration
QLast Update : Thu Aug 03 14:32:12 2017
Response via : Initial Calibration

Compound	R.T.	QIon	Response	Conc Units	Dev(Min)
46) Dibromochloromethane	5.603	129	107735	10.593 ug/l	99
47) 1,3-Dichloropropane	5.676	76	165181	10.103 ug/l	100
48) 1,2-Dibromoethane	5.775	107	83434	10.347 ug/l	97
49) 2-Hexanone	5.948	43	35050	10.222 ug/l	94
50) Chlorobenzene	6.157	112	502427	9.905 ug/l	97
51) Ethylbenzene	6.183	106	300632	10.055 ug/l	97
52) 1,1,1,2-Tetrachloroethane	6.204	131	154398	10.247 ug/l	100
53) m&p-Xylene	6.293	106	722927	20.152 ug/l	97
54) o-Xylene	6.612	106	345264	9.991 ug/l	100
55) Styrene	6.654	104	530933	10.179 ug/l	100
56) Bromoform	6.665	173	42838	10.838 ug/l	99
60) Isopropylbenzene	6.853	120	248737	9.975 ug/l	100
61) Bromobenzene	7.141	156	170939	9.947 ug/l	99
62) n-Propylbenzene	7.167	120	255547	10.059 ug/l	98
63) 1,1,2,2-Tetrachloroethane	7.219	83	80499	10.061 ug/l	99
64) 2-Chlorotoluene	7.277	126	213511	9.967 ug/l	98
65) 1,3,5-Trimethylbenzene	7.313	105	740874	9.967 ug/l	100
66) 1,2,3-Trichloropropane	7.313	75	64235	9.910 ug/l	92
67) trans-1,4-Dichloro-2-b...	7.344	75	100447	55.176 ug/l	98
68) 4-Chlorotoluene	7.392	126	216425	9.953 ug/l	98
69) tert-Butylbenzene	7.522	119	620865	9.960 ug/l	99
70) 1,2,4-Trimethylbenzene	7.569	105	730643	9.973 ug/l	99
71) sec-Butylbenzene	7.643	105	867359	9.924 ug/l	99
72) p-Isopropyltoluene	7.737	119	769347	10.099 ug/l	99
73) 1,3-Dichlorobenzene	7.773	146	342574	9.991 ug/l	100
74) 1,4-Dichlorobenzene	7.831	146	323628	9.940 ug/l	100
75) 2-Isopropyltoluene	7.888	119	700450	9.909 ug/l	100
76) n-Butylbenzene	7.993	91	665476	10.020 ug/l	99
77) 1,2-Dichlorobenzene	8.082	146	259501	10.069 ug/l	100
78) 1,2-Dibromo-3-Chloropr...	8.537	155	8287	11.070 ug/l	93
79) Hexachlorobutadiene	8.877	225	54779	10.259 ug/l	99
80) 1,2,4-Trichlorobenzene	8.893	180	108664	10.377 ug/l	99
81) Naphthalene	9.060	128	162600	10.622 ug/l	99
82) 1,2,3-Trichlorobenzene	9.154	180	65522	10.550 ug/l	98

(#)out of range (m)manual integration reviewed by analyst (+)signals summed

Quantitation Report (Not Reviewed)

Data Path : H:\V2017\CHEM02\08AUG\080317\
Data File : 0803P19.D
Acq On : 3 Aug 2017 3:15 pm
Operator :
Client ID : BFB TUNE - CCAL 10
Lab ID : VOA 10 PPB STD VOA500 II 08/03 MNAZ - VOA 10 PPB STD VOA500 II 08/03 MNAZ
ALS Vial : 1 Sample Multiplier: 1

Quant Time: Aug 03 15:45:12 2017
Quant Method : H:\V2017\CHEM02\METHODS\VT-P0803.M
Quant Title : VOA Standards for 5 point calibration
QLast Update : Thu Aug 03 14:32:12 2017
Response via : Initial Calibration

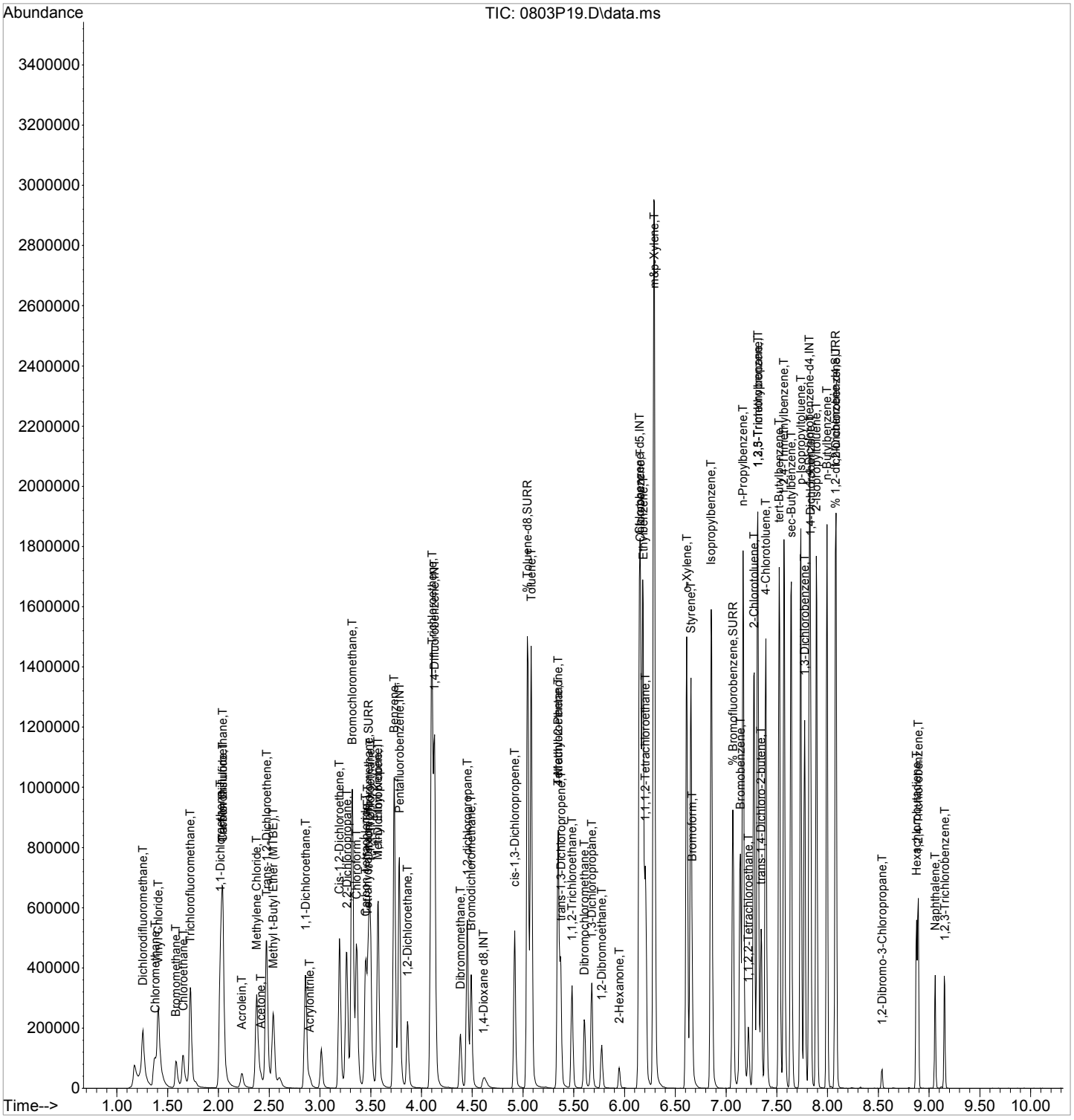

7A
VOLATILE CONTINUING CALIBRATION CHECK

Lab Name: Phoenix Environmental Labs Client: NETC

Lab Code: Phoenix Case No.: SAS No.: SDG No.: GBY76292

Instrument: CHEM02 Calibration Date: 08/04/17 Time: 01:56

Lab File Id: 0803P46.D Init. Calib. Date(s): 08/03/17 08/03/17

Heated Purge (Y/N): Y Init. Calib. Times: 12:06 13:59

GC Column: rtx-vms Method File: VT-P0803.M

COMPOUND	RRF	RRF10	RRF MIN	%D	% D LIMITS
Dichlorodifluoromethane	0.364	0.475	0.010	-30.5	50
Chloromethane	0.508	0.588	0.010	-15.7	50
Vinyl Chloride	0.515	0.588	0.010	-14.2	50
Bromomethane	0.137	0.186	0.010	-35.8	50
Chloroethane	0.256	0.285	0.010	-11.3	50
Trichlorofluoromethane	0.619	0.661	0.010	-6.8	50
1,1-Dichloroethene	0.356	0.380	0.010	-6.7	50
Trichlorotrifluoroethane	0.254	0.263	0.010	-3.5	50
Carbon Disulfide	0.985	1.066	0.010	-8.2	50
Acrolein	0.022	0.023	0.010	-4.5	50
Methylene Chloride	0.420	0.414	0.010	1.4	50
Acetone	0.039	0.041	0.010	-5.1	50
Trans-1,2-Dichloroethene	0.465	0.481	0.010	-3.4	50
Methyl t-Butyl Ether (MTBE)	0.566	0.557	0.010	1.6	50
1,1-Dichloroethane	0.860	0.892	0.010	-3.7	50
Acrylonitrile	0.047	0.047	0.010	0.0	50
Cis-1,2-Dichloroethene	0.506	0.517	0.010	-2.2	50
2,2-Dichloropropane	0.626	0.562	0.010	10.2	50
Bromochloromethane	0.162	0.162	0.010	0.0	50
Chloroform	0.762	0.784	0.010	-2.9	50
Carbon Tetrachloride	0.551	0.572	0.010	-3.8	50
Tetrahydrofuran (THF)	0.038	0.039	0.010	-2.6	50
1,1,1-Trichloroethane	0.697	0.719	0.010	-3.2	50
Methyl Ethyl Ketone	0.053	0.053	0.010	0.0	50
1,1-Dichloropropene	0.377	0.390	0.010	-3.4	50
Benzene	1.136	1.178	0.010	-3.7	50
1,2-Dichloroethane	0.208	0.209	0.010	-0.5	50
Trichloroethene	0.282	0.293	0.010	-3.9	50
Dibromomethane	0.086	0.087	0.010	-1.2	50
1,2-dichloropropane	0.261	0.266	0.010	-1.9	50
Bromodichloromethane	0.281	0.288	0.010	-2.5	50
cis-1,3-Dichloropropene	0.341	0.342	0.010	-0.3	50
Toluene	0.715	0.740	0.010	-3.5	50
4-Methyl-2-Pentanone	0.073	0.070	0.010	4.1	50
Tetrachloroethene	0.200	0.205	0.010	-2.5	50
trans-1,3-Dichloropropene	0.239	0.236	0.010	1.3	50

(*) Recommended RRF not met. (#) Maximum %D not met.

FORM VII VOA

7B
VOLATILE CONTINUING CALIBRATION CHECK

Lab Name: Phoenix Environmental Labs Client: NETC

Lab Code: Phoenix Case No.: SAS No.: SDG No.: GBY76292

Instrument: CHEM02 Calibration Date: 08/04/17 Time: 01:56

Lab File Id: 0803P46.D Init. Calib. Date(s): 08/03/17 08/03/17

Heated Purge (Y/N): Y Init. Calib. Times: 12:06 13:59

GC Column: rtx-vms Method File: VT-P0803.M

COMPOUND	RRF	RRF10	RRF MIN	%D	% D LIMITS
1,1,2-Trichloroethane	0.128	0.127	0.010	0.8	50
Dibromochloromethane	0.177	0.184	0.010	-4.0	50
1,3-Dichloropropane	0.285	0.287	0.010	-0.7	50
1,2-Dibromoethane	0.141	0.145	0.010	-2.8	50
2-Hexanone	0.060	0.059	0.010	1.7	50
Chlorobenzene	0.884	0.910	0.010	-2.9	50
Ethylbenzene	0.521	0.542	0.010	-4.0	50
1,1,1,2-Tetrachloroethane	0.263	0.273	0.010	-3.8	50
m&p-Xylene	0.626	0.656	0.010	-4.8	50
o-Xylene	0.603	0.632	0.010	-4.8	50
Styrene	0.910	0.936	0.010	-2.9	50
Bromoform	0.069	0.071	0.010	-2.9	50
Isopropylbenzene	0.976	1.033	0.010	-5.8	50
Bromobenzene	0.673	0.683	0.010	-1.5	50
n-Propylbenzene	0.994	1.042	0.010	-4.8	50
1,1,2,2-Tetrachloroethane	0.313	0.312	0.010	0.3	50
2-Chlorotoluene	0.838	0.878	0.010	-4.8	50
1,3,5-Trimethylbenzene	2.909	3.059	0.010	-5.2	50
1,2,3-Trichloropropane	0.254	0.254	0.010	0.0	50
trans-1,4-Dichloro-2-butene	0.071	0.071	0.010	0.0	50
4-Chlorotoluene	0.851	0.887	0.010	-4.2	50
tert-Butylbenzene	2.440	2.573	0.010	-5.5	50
1,2,4-Trimethylbenzene	2.867	3.004	0.010	-4.8	50
sec-Butylbenzene	3.421	3.552	0.010	-3.8	50
p-Isopropyltoluene	2.981	3.094	0.010	-3.8	50
1,3-Dichlorobenzene	1.342	1.361	0.010	-1.4	50
1,4-Dichlorobenzene	1.274	1.288	0.010	-1.1	50
2-Isopropyltoluene	2.767	2.905	0.010	-5.0	50
n-Butylbenzene	2.599	2.625	0.010	-1.0	50
1,2-Dichlorobenzene	1.009	1.011	0.010	-0.2	50
1,2-Dibromo-3-Chloropropane	0.029	0.030	0.010	-3.4	50
Hexachlorobutadiene	0.209	0.206	0.010	1.4	50
1,2,4-Trichlorobenzene	0.410	0.390	0.010	4.9	50
Naphthalene	0.599	0.587	0.010	2.0	50
1,2,3-Trichlorobenzene	0.243	0.230	0.010	5.3	50
% Dibromofluoromethane	0.069	0.067	0.010	2.9	50

(*) Recommended RRF not met. (#) Maximum %D not met.

FORM VII VOA

7B
VOLATILE CONTINUING CALIBRATION CHECK

Lab Name: Phoenix Environmental Labs Client: NETC

Lab Code: Phoenix Case No.: SAS No.: SDG No.: GBY76292

Instrument: CHEM02 Calibration Date: 08/04/17 Time: 01:56

Lab File Id: 0803P46.D Init. Calib. Date(s): 08/03/17 08/03/17

Heated Purge (Y/N): Y Init. Calib. Times: 12:06 13:59

GC Column: rtx-vms Method File: VT-P0803.M

COMPOUND	RRF	RRF10	RRF MIN	%D	% D LIMITS
% Toluene-d8	1.200	1.196	0.010	0.3	50
% Bromofluorobenzene	0.472	0.468	0.010	0.8	50
% 1,2-dichlorobenzene-d4	0.759	0.756	0.010	0.4	50

(*) Recommended RRF not met. (#) Maximum %D not met.

FORM VII VOA

Evaluate Continuing Calibration Report

Data Path : H:\V2017\CHEM02\08AUG\080317\
Data File : 0803P46.D
Acq On : 4 Aug 2017 1:56 am
Operator :
Client ID : CCAL 10
Lab ID : VOA 10 PPB STD VOA500 II 08/03 MNAZ
ALS Vial : 1 Sample Multiplier: 1

Quant Time: Aug 04 11:00:59 2017
Quant Method : H:\V2017\CHEM02\Methods\VT-P0803.M
Quant Title : VOA Standards for 5 point calibration
QLast Update : Thu Aug 03 14:32:12 2017
Response via : Initial Calibration

Note: Curves (l,lf,q,qf) display calculated concentration.
Min. RRF : 0.000 Min. Rel. Area : 50% Max. R.T. Dev 0.20min
Max. RRF Dev : 30% Max. Rel. Area : 200%

		Compound	AvgRF	CCRF	%Dev	Area%
1	INT	Pentafluorobenzene	1.000	1.000	0.0	95
2	T	Dichlorodifluoromethane	0.364	0.475	-30.5#	
3	T	Chloromethane	0.508	0.588	-15.7	
4	T	Vinyl Chloride	0.515	0.588	-14.2	
5	T	Bromomethane	0.137	0.186	-35.8#	
6	T	Chloroethane	0.256	0.285	-11.3	
7	T	Trichlorofluoromethane	0.619	0.661	-6.8	
8	T	1,1-Dichloroethene	0.356	0.380	-6.7	
9	T	Trichlorotrifluoroethane	0.254	0.263	-3.5	
10	T	Carbon Disulfide	0.985	1.066	-8.2	
11	T	Acrolein	0.022	0.023	-4.5	
12	T	Methylene Chloride	0.420	0.414	1.4	
13	T	Acetone	0.039	0.041	-5.1	
14	T	Trans-1,2-Dichloroethene	0.465	0.481	-3.4	
16	T	Methyl t-Butyl Ether (MTBE)	0.566	0.557	1.6	
17	T	1,1-Dichloroethane	0.860	0.892	-3.7	
18	T	Acrylonitrile	0.047	0.047	0.0	
19	T	Cis-1,2-Dichloroethene	0.506	0.517	-2.2	
20	T	2,2-Dichloropropane	0.626	0.562	10.2	
21	T	Bromochloromethane	0.162	0.162	0.0	
23	T	Chloroform	0.762	0.784	-2.9	
24	T	Carbon Tetrachloride	0.551	0.572	-3.8	
25	T	Tetrahydrofuran (THF)	0.038	0.039	-2.6	
26	T	1,1,1-Trichloroethane	0.697	0.719	-3.2	
27	SURR	% Dibromofluoromethane	0.069	0.067	2.9	
28	T	Methyl Ethyl Ketone	0.053	0.053	0.0	
29	INT	1,4-Difluorobenzene	1.000	1.000	0.0	94
30	T	1,1-Dichloropropene	0.377	0.390	-3.4	
31	T	Benzene	1.136	1.178	-3.7	
32	T	1,2-Dichloroethane	0.208	0.209	-0.5	
34	T	Trichloroethene	0.282	0.293	-3.9	
35	T	Dibromomethane	0.086	0.087	-1.2	
36	T	1,2-dichloropropane	0.261	0.266	-1.9	
37	T	Bromodichloromethane	0.281	0.288	-2.5	
38	T	cis-1,3-Dichloropropene	0.341	0.342	-0.3	
39	T	Toluene	0.715	0.740	-3.5	
40	SURR	% Toluene-d8	1.200	1.196	0.3	
41	T	4-Methyl-2-Pentanone	0.073	0.070	4.1	
42	T	Tetrachloroethene	0.200	0.205	-2.5	
43	T	trans-1,3-Dichloropropene	0.239	0.236	1.3	
44	T	1,1,2-Trichloroethane	0.128	0.127	0.8	
45	INT	Chlorobenzene-d5	1.000	1.000	0.0	94
46	T	Dibromochloromethane	0.177	0.184	-4.0	
47	T	1,3-Dichloropropane	0.285	0.287	-0.7	
48	T	1,2-Dibromoethane	0.141	0.145	-2.8	
49	T	2-Hexanone	0.060	0.059	1.7	
50	T	Chlorobenzene	0.884	0.910	-2.9	
51	T	Ethylbenzene	0.521	0.542	-4.0	
52	T	1,1,1,2-Tetrachloroethane	0.263	0.273	-3.8	

Evaluate Continuing Calibration Report

Data Path : H:\V2017\CHEM02\08AUG\080317\
Data File : 0803P46.D
Acq On : 4 Aug 2017 1:56 am
Operator :
Client ID : CCAL 10
Lab ID : VOA 10 PPB STD VOA500 II 08/03 MNAZ
ALS Vial : 1 Sample Multiplier: 1

Quant Time: Aug 04 11:00:59 2017
Quant Method : H:\V2017\CHEM02\Methods\VT-P0803.M
Quant Title : VOA Standards for 5 point calibration
QLast Update : Thu Aug 03 14:32:12 2017
Response via : Initial Calibration

Note: Curves (l,lf,q,qf) display calculated concentration.
Min. RRF : 0.000 Min. Rel. Area : 50% Max. R.T. Dev 0.20min
Max. RRF Dev : 30% Max. Rel. Area : 200%

		Compound	AvgRF	CCRF	%Dev	Area%	
53	T	m&p-Xylene	0.626	0.656	-4.8		
54	T	o-Xylene	0.603	0.632	-4.8		
55	T	Styrene	0.910	0.936	-2.9		
56	T	Bromoform	0.069	0.071	-2.9		
57	SURR	% Bromofluorobenzene	0.472	0.468	0.8		
58	INT	1,4-Dichlorobenzene-d4	1.000	1.000	0.0	93	
59	SURR	% 1,2-dichlorobenzene-d4	0.759	0.756	0.4		
60	T	Isopropylbenzene	0.976	1.033	-5.8		
61	T	Bromobenzene	0.673	0.683	-1.5		
62	T	n-Propylbenzene	0.994	1.042	-4.8		
63	T	1,1,2,2-Tetrachloroethane	0.313	0.312	0.3		
64	T	2-Chlorotoluene	0.838	0.878	-4.8		
65	T	1,3,5-Trimethylbenzene	2.909	3.059	-5.2		
66	T	1,2,3-Trichloropropane	0.254	0.254	0.0		
67	T	trans-1,4-Dichloro-2-butene	0.071	0.071	0.0		
68	T	4-Chlorotoluene	0.851	0.887	-4.2		
69	T	tert-Butylbenzene	2.440	2.573	-5.5		
70	T	1,2,4-Trimethylbenzene	2.867	3.004	-4.8		
71	T	sec-Butylbenzene	3.421	3.552	-3.8		
72	T	p-Isopropyltoluene	2.981	3.094	-3.8		
73	T	1,3-Dichlorobenzene	1.342	1.361	-1.4		
74	T	1,4-Dichlorobenzene	1.274	1.288	-1.1		
75	T	2-Isopropyltoluene	2.767	2.905	-5.0		
76	T	n-Butylbenzene	2.599	2.625	-1.0		
77	T	1,2-Dichlorobenzene	1.009	1.011	-0.2		
78	T	1,2-Dibromo-3-Chloropropane	0.029	0.030	-3.4		
79	T	Hexachlorobutadiene	0.209	0.206	1.4		
80	T	1,2,4-Trichlorobenzene	0.410	0.390	4.9		
81	T	Naphthalene	0.599	0.587	2.0		
82	T	1,2,3-Trichlorobenzene	0.243	0.230	5.3		
83	INT	1,4-Dioxane d8	1.000	1.000	0.0	92	

(#)=Out of Range l=linear, lf=liner(0,0), q=quadratic, qf=quadratic(0,0)
Laboratory Warning Limits Out = 0

Quantitation Report (QT Reviewed)

Data Path : H:\V2017\CHEM02\08AUG\080317\
Data File : 0803P46.D
Acq On : 4 Aug 2017 1:56 am
Operator :
Client ID : CCAL 10
Lab ID : VOA 10 PPB STD VOA500 II 08/03 MNAZ
ALS Vial : 1 Sample Multiplier: 1

Quant Time: Aug 04 11:00:59 2017
Quant Method : H:\V2017\CHEM02\Methods\VT-P0803.M
Quant Title : VOA Standards for 5 point calibration
QLast Update : Thu Aug 03 14:32:12 2017
Response via : Initial Calibration

Compound	R.T.	QIon	Response	Conc	Units	Dev(Min)
Internal Standards						
1) Pentafluorobenzene	3.783	168	391969	10.000	ug/l	0.00
29) 1,4-Difluorobenzene	4.128	114	666045	10.000	ug/l	0.00
45) Chlorobenzene-d5	6.147	117	535839	10.000	ug/l	0.00
58) 1,4-Dichlorobenzene-d4	7.820	152	232988	10.000	ug/l	0.00
83) 1,4-Dioxane d8	4.614	96	28325	500.000	ug/l	0.00
System Monitoring Compounds						
27) % Dibromofluoromethane	3.479	192	26322	9.787	ug/l	0.00
Spiked Amount 10.000	Range 70 - 130		Recovery =	97.90%		
40) % Toluene-d8	5.043	98	796833	9.969	ug/l	0.00
Spiked Amount 10.000	Range 70 - 130		Recovery =	99.70%		
57) % Bromofluorobenzene	7.067	95	250943	9.926	ug/l	0.00
Spiked Amount 10.000	Range 70 - 130		Recovery =	99.30%		
59) % 1,2-dichlorobenzene-d4	8.077	152	176226	9.968	ug/l	0.00
Spiked Amount 10.000	Range 70 - 130		Recovery =	99.70%		
Target Compounds						Qvalue
2) Dichlorodifluoromethane	1.256	85	186351	13.079	ug/l	99
3) Chloromethane	1.371	50	230341	11.571	ug/l	98
4) Vinyl Chloride	1.408	62	230494	11.412	ug/l	99
5) Bromomethane	1.586	94	73065	13.637	ug/l	98
6) Chloroethane	1.654	64	111541	11.102	ug/l	99
7) Trichlorofluoromethane	1.722	101	259009	10.678	ug/l	100
8) 1,1-Dichloroethene	2.020	96	148901	10.676	ug/l	97
9) Trichlorotrifluoroethane	2.041	151	103062	10.340	ug/l	98
10) Carbon Disulfide	2.041	76	417990	10.825	ug/l	100
11) Acrolein	2.229	56	44545	51.245	ug/l	100
12) Methylene Chloride	2.376	84	162156	9.850	ug/l	95
13) Acetone	2.412	43	16000	10.425	ug/l	94
14) Trans-1,2-Dichloroethene	2.475	96	188443	10.340	ug/l	98
16) Methyl t-Butyl Ether (...	2.538	73	218438	9.838	ug/l	97
17) 1,1-Dichloroethane	2.857	63	349738	10.369	ug/l	99
18) Acrylonitrile	2.899	53	18607	10.162	ug/l	97
19) Cis-1,2-Dichloroethene	3.192	96	202636	10.217	ug/l	98
20) 2,2-Dichloropropane	3.265	77	220301	8.984	ug/l	99
21) Bromochloromethane	3.317	128	63692	10.061	ug/l	95
23) Chloroform	3.359	83	307323	10.284	ug/l	100
24) Carbon Tetrachloride	3.448	117	224343	10.392	ug/l	99
25) Tetrahydrofuran (THF)	3.469	42	38173	25.964	ug/l	98
26) 1,1,1-Trichloroethane	3.495	97	281843	10.322	ug/l	99
28) Methyl Ethyl Ketone	3.563	43	20622	9.898	ug/l	89
30) 1,1-Dichloropropene	3.573	75	259562	10.330	ug/l	99
31) Benzene	3.730	78	784597	10.366	ug/l	100
32) 1,2-Dichloroethane	3.861	62	139462	10.060	ug/l	98
34) Trichloroethene	4.107	130	195058	10.388	ug/l	99
35) Dibromomethane	4.384	93	58165	10.103	ug/l	96
36) 1,2-dichloropropane	4.452	63	177429	10.190	ug/l	100
37) Bromodichloromethane	4.489	83	191616	10.233	ug/l	98
38) cis-1,3-Dichloropropene	4.918	75	227729	10.031	ug/l	100
39) Toluene	5.080	92	492805	10.354	ug/l	99
41) 4-Methyl-2-Pentanone	5.346	43	46953	9.636	ug/l	99
42) Tetrachloroethene	5.346	164	136733	10.253	ug/l	99
43) trans-1,3-Dichloropropene	5.373	75	156994	9.868	ug/l	99
44) 1,1,2-Trichloroethane	5.482	97	84358	9.922	ug/l	98

Quantitation Report (QT Reviewed)

Data Path : H:\V2017\CHEM02\08AUG\080317\
Data File : 0803P46.D
Acq On : 4 Aug 2017 1:56 am
Operator :
Client ID : CCAL 10
Lab ID : VOA 10 PPB STD VOA500 II 08/03 MNAZ
ALS Vial : 1 Sample Multiplier: 1

Quant Time: Aug 04 11:00:59 2017
Quant Method : H:\V2017\CHEM02\Methods\VT-P0803.M
Quant Title : VOA Standards for 5 point calibration
QLast Update : Thu Aug 03 14:32:12 2017
Response via : Initial Calibration

Compound	R.T.	QIon	Response	Conc	Units	Dev(Min)
46) Dibromochloromethane	5.603	129	98749	10.392	ug/l	98
47) 1,3-Dichloropropane	5.676	76	153689	10.060	ug/l	100
48) 1,2-Dibromoethane	5.775	107	77633	10.304	ug/l	99
49) 2-Hexanone	5.948	43	31541	9.845	ug/l	95
50) Chlorobenzene	6.157	112	487657	10.289	ug/l	96
51) Ethylbenzene	6.183	106	290395	10.395	ug/l	100
52) 1,1,1,2-Tetrachloroethane	6.204	131	146295	10.392	ug/l	99
53) m&p-Xylene	6.293	106	702488	20.958	ug/l	97
54) o-Xylene	6.612	106	338690	10.490	ug/l	99
55) Styrene	6.654	104	501700	10.294	ug/l	99
56) Bromoform	6.664	173	38042	10.301	ug/l	98
60) Isopropylbenzene	6.853	120	240679	10.585	ug/l	99
61) Bromobenzene	7.140	156	159157	10.157	ug/l	99
62) n-Propylbenzene	7.167	120	242754	10.479	ug/l	100
63) 1,1,2,2-Tetrachloroethane	7.219	83	72664	9.960	ug/l	100
64) 2-Chlorotoluene	7.276	126	204570	10.473	ug/l	97
65) 1,3,5-Trimethylbenzene	7.313	105	712705	10.515	ug/l	100
66) 1,2,3-Trichloropropane	7.313	75	59156	10.009	ug/l	96
67) trans-1,4-Dichloro-2-b...	7.344	75	82913	49.949	ug/l	98
68) 4-Chlorotoluene	7.391	126	206706	10.425	ug/l	99
69) tert-Butylbenzene	7.522	119	599410	10.546	ug/l	99
70) 1,2,4-Trimethylbenzene	7.569	105	699936	10.478	ug/l	100
71) sec-Butylbenzene	7.643	105	827472	10.383	ug/l	100
72) p-Isopropyltoluene	7.737	119	720954	10.379	ug/l	99
73) 1,3-Dichlorobenzene	7.773	146	317174	10.145	ug/l	100
74) 1,4-Dichlorobenzene	7.831	146	300030	10.106	ug/l	99
75) 2-Isopropyltoluene	7.888	119	676723	10.499	ug/l	100
76) n-Butylbenzene	7.993	91	611603	10.099	ug/l	100
77) 1,2-Dichlorobenzene	8.082	146	235456	10.020	ug/l	99
78) 1,2-Dibromo-3-Chloropr...	8.537	155	6895	10.101	ug/l	97
79) Hexachlorobutadiene	8.877	225	48087	9.876	ug/l	99
80) 1,2,4-Trichlorobenzene	8.893	180	90769	9.507	ug/l	100
81) Naphthalene	9.060	128	136654	9.791	ug/l	99
82) 1,2,3-Trichlorobenzene	9.154	180	53510	9.449	ug/l	98

(#)out of range (m)manual integration reviewed by analyst (+)signals summed

Quantitation Report (QT Reviewed)

Data Path : H:\V2017\CHEM02\08AUG\080317\
Data File : 0803P46.D
Acq On : 4 Aug 2017 1:56 am
Operator :
Client ID : CCAL 10
Lab ID : VOA 10 PPB STD VOA500 II 08/03 MNAZ
ALS Vial : 1 Sample Multiplier: 1

Quant Time: Aug 04 11:00:59 2017
Quant Method : H:\V2017\CHEM02\Methods\VT-P0803.M
Quant Title : VOA Standards for 5 point calibration
QLast Update : Thu Aug 03 14:32:12 2017
Response via : Initial Calibration

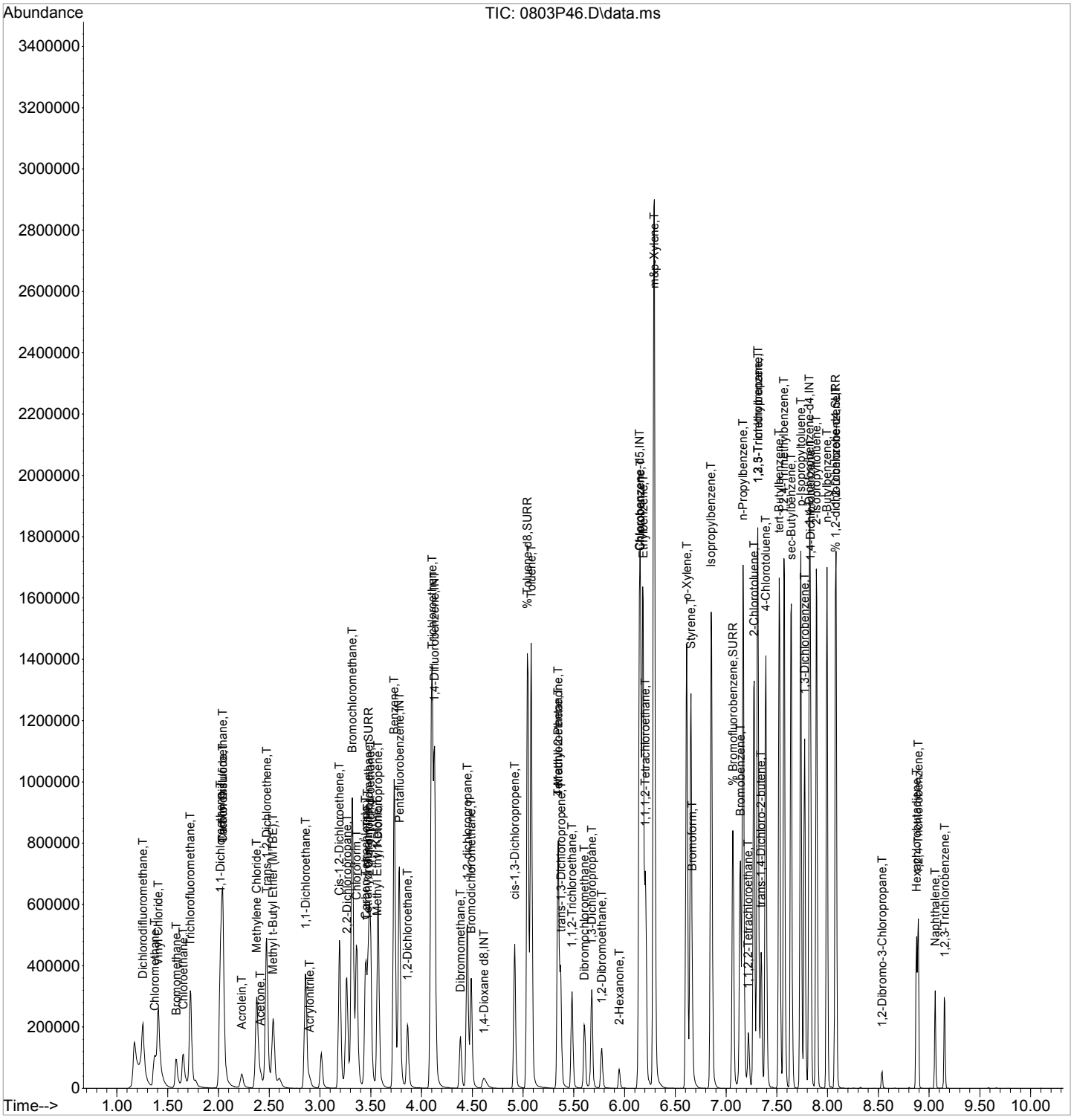

CLIENT ID

VOLATILE ORGANICS ANALYSIS DATA SHEET

BY76293 LCS

Client: NETC Lab: Phoenix Env. Labs

SDG No.: GBY76292 Lab Sample ID: BY76293 LCS

Sample wt/vol: 25 (g/mL) mL Lab File ID: 0803P20.D

Level: (low/med/meth): Low Date Received: 08/01/17

% Moisture: n.a. Date Analyzed: 08/03/17

Instrument: CHEM02 Column: rtx-vms Dilution Factor: 1

Purge Volume 25000 (uL) pH: < 2 Soil Aliquot Vol: n.a. (uL)

Matrix: (soil/water) Water CONCENTRATION UNITS: (ug/L or ug/Kg) ug/L

CAS NO.	COMPOUND	CONC.	Q	MDL/LOD	RL/PQL	R
75-71-8	Dichlorodifluoromethane	12		0.25	0.25	r
74-87-3	Chloromethane	10		0.25	0.25	r
75-01-4	Vinyl Chloride	11		0.25	0.25	r
74-83-9	Bromomethane	12		0.25	0.25	r
75-00-3	Chloroethane	10		0.25	0.25	r
75-69-4	Trichlorofluoromethane	10		0.25	0.25	r
75-35-4	1,1-Dichloroethene	10		0.25	0.25	r
76-13-1	Trichlorotrifluoroethane	11		0.25	0.25	r
75-15-0	Carbon Disulfide	12		0.25	0.25	r
107-02-8	Acrolein	53		2.5	2.5	r
75-09-2	Methylene Chloride	9.2		1.0	1.0	r
67-64-1	Acetone	9.6		2.5	2.5	r
156-60-5	Trans-1,2-Dichloroethene	9.9		0.25	0.25	r
1634-04-4	Methyl t-Butyl Ether (MTBE)	11		0.25	0.25	r
75-34-3	1,1-Dichloroethane	9.7		0.25	0.25	r
107-13-1	Acrylonitrile	10		2.5	2.5	r
156-59-2	Cis-1,2-Dichloroethene	9.6		0.25	0.25	r
594-20-7	2,2-Dichloropropane	11		0.25	0.25	r
74-97-5	Bromochloromethane	9.7		0.25	0.25	r
67-66-3	Chloroform	9.5		0.25	0.25	r
56-23-5	Carbon Tetrachloride	10		0.25	0.25	r
109-99-9	Tetrahydrofuran (THF)	25		2.5	2.5	r
71-55-6	1,1,1-Trichloroethane	10		0.25	0.25	r
78-93-3	Methyl Ethyl Ketone	11		2.5	2.5	r
563-58-6	1,1-Dichloropropene	10		0.25	0.25	r
71-43-2	Benzene	9.6		0.25	0.25	r
107-06-2	1,2-Dichloroethane	9.4		0.50	0.50	r
79-01-6	Trichloroethene	9.9		0.25	0.25	r
74-95-3	Dibromomethane	9.5		0.25	0.25	r
78-87-5	1,2-dichloropropane	9.5		0.25	0.25	r
75-27-4	Bromodichloromethane	9.7		0.25	0.25	r
10061-01-5	cis-1,3-Dichloropropene	9.7		0.25	0.25	r
108-88-3	Toluene	9.7		0.25	0.25	r
108-10-1	4-Methyl-2-Pentanone	10		2.5	2.5	r
127-18-4	Tetrachloroethene	10		0.25	0.25	r
10061-02-6	trans-1,3-Dichloropropene	9.3		0.25	0.25	r

FORM I VOA

r=Result Reported U=Not Detected D=Reported Dilution E/J=Estimated Value X=Not Used S=Lab Solvent

CLIENT ID

VOLATILE ORGANICS ANALYSIS DATA SHEET

BY76293 LCS

Client: NETC Lab: Phoenix Env. Labs

SDG No.: GBY76292 Lab Sample ID: BY76293 LCS

Sample wt/vol: 25 (g/mL) mL Lab File ID: 0803P20.D

Level: (low/med/meth): Low Date Received: 08/01/17

% Moisture: n.a. Date Analyzed: 08/03/17

Instrument: CHEM02 Column: rtx-vms Dilution Factor: 1

Purge Volume 25000 (uL) pH: < 2 Soil Aliquot Vol: n.a. (uL)

Matrix: (soil/water) Water CONCENTRATION UNITS: (ug/L or ug/Kg) ug/L

CAS NO.	COMPOUND	CONC.	Q	MDL/LOD	RL/PQL	R
79-00-5	1,1,2-Trichloroethane	9.4		0.25	0.25	r
124-48-1	Dibromochloromethane	10		0.25	0.25	r
142-28-9	1,3-Dichloropropane	9.4		0.25	0.25	r
106-93-4	1,2-Dibromoethane	9.5		0.25	0.25	r
591-78-6	2-Hexanone	9.9		2.5	2.5	r
108-90-7	Chlorobenzene	9.6		0.25	0.25	r
100-41-4	Ethylbenzene	9.8		0.25	0.25	r
630-20-6	1,1,1,2-Tetrachloroethane	9.8		0.25	0.25	r
179601-23-1	m&p-Xylene	20		0.25	0.25	r
95-47-6	o-Xylene	9.8		0.25	0.25	r
100-42-5	Styrene	9.6		0.25	0.25	r
75-25-2	Bromoform	10		0.25	0.25	r
98-82-8	Isopropylbenzene	9.9		0.25	0.25	r
108-86-1	Bromobenzene	9.5		0.25	0.25	r
103-65-1	n-Propylbenzene	10		0.25	0.25	r
79-34-5	1,1,2,2-Tetrachloroethane	9.8		0.25	0.25	r
95-49-8	2-Chlorotoluene	9.8		0.25	0.25	r
108-67-8	1,3,5-Trimethylbenzene	9.8		0.25	0.25	r
96-18-4	1,2,3-Trichloropropane	9.2		0.25	0.25	r
110-57-6	trans-1,4-Dichloro-2-butene	56		2.5	2.5	r
106-43-4	4-Chlorotoluene	9.6		0.25	0.25	r
98-06-6	tert-Butylbenzene	10		0.25	0.25	r
95-63-6	1,2,4-Trimethylbenzene	9.5		0.25	0.25	r
135-98-8	sec-Butylbenzene	10		0.25	0.25	r
99-87-6	p-Isopropyltoluene	10		0.25	0.25	r
541-73-1	1,3-Dichlorobenzene	9.7		0.25	0.25	r
106-46-7	1,4-Dichlorobenzene	9.6		0.25	0.25	r
527-84-4	2-Isopropyltoluene	11		0.25	0.25	r
104-51-8	n-Butylbenzene	10		0.25	0.25	r
95-50-1	1,2-Dichlorobenzene	9.6		0.25	0.25	r
96-12-8	1,2-Dibromo-3-Chloropropane	10		0.50	0.50	r
87-68-3	Hexachlorobutadiene	10		0.20	0.20	r
120-82-1	1,2,4-Trichlorobenzene	9.8		0.25	0.25	r
91-20-3	Naphthalene	10		1.0	1.0	r
87-61-6	1,2,3-Trichlorobenzene	9.9		0.25	0.25	r

FORM I VOA

r=Result Reported U=Not Detected D=Reported Dilution E/J=Estimated Value X=Not Used S=Lab Solvent

Quantitation Report (Not Reviewed)

Data Path : H:\V2017\CHEM02\08AUG\080317\
Data File : 0803P20.D
Acq On : 3 Aug 2017 4:01 pm
Operator :
Client ID : BY76293 LCS
Lab ID : BY76293 LCS
ALS Vial : 1 Sample Multiplier: 1

Quant Time: Aug 03 16:26:54 2017
Quant Method : H:\V2017\CHEM02\METHODS\VT-P0803.M
Quant Title : VOA Standards for 5 point calibration
QLast Update : Thu Aug 03 14:32:12 2017
Response via : Initial Calibration

Compound	R.T.	QIon	Response	Conc	Units	Dev(Min)
Internal Standards						
1) Pentafluorobenzene	3.783	168	428683	10.000	ug/l	0.00
29) 1,4-Difluorobenzene	4.128	114	727513	10.000	ug/l	0.00
45) Chlorobenzene-d5	6.147	117	584789	10.000	ug/l	0.00
58) 1,4-Dichlorobenzene-d4	7.820	152	258042	10.000	ug/l	0.00
83) 1,4-Dioxane d8	4.609	96	32656	500.000	ug/l	0.00
System Monitoring Compounds						
27) % Dibromofluoromethane	3.479	192	29597	10.062	ug/l	0.00
Spiked Amount 10.000	Range 70 - 130		Recovery = 100.60%			
40) % Toluene-d8	5.043	98	868684	9.950	ug/l	0.00
Spiked Amount 10.000	Range 70 - 130		Recovery = 99.50%			
57) % Bromofluorobenzene	7.067	95	274278	9.941	ug/l	0.00
Spiked Amount 10.000	Range 70 - 130		Recovery = 99.40%			
59) % 1,2-dichlorobenzene-d4	8.077	152	196487	10.035	ug/l	0.00
Spiked Amount 10.000	Range 70 - 130		Recovery = 100.30%			
Target Compounds						Qvalue
2) Dichlorodifluoromethane	1.256	85	190278	12.211	ug/l	99
3) Chloromethane	1.371	50	225855	10.374	ug/l	96
4) Vinyl Chloride	1.408	62	242072	10.959	ug/l	99
5) Bromomethane	1.581	94	72129	12.309	ug/l	99
6) Chloroethane	1.654	64	113494	10.329	ug/l	99
7) Trichlorofluoromethane	1.722	101	269819	10.171	ug/l	99
8) 1,1-Dichloroethene	2.020	96	156695	10.272	ug/l	98
9) Trichlorotrifluoroethane	2.041	151	124893	11.458	ug/l	98
10) Carbon Disulfide	2.041	76	492874	11.671	ug/l	99
11) Acrolein	2.229	56	50188	52.792	ug/l	100
12) Methylene Chloride	2.376	84	164891	9.159	ug/l	96
13) Acetone	2.412	43	16059	9.567	ug/l	93
14) Trans-1,2-Dichloroethene	2.475	96	196403	9.854	ug/l	99
16) Methyl t-Butyl Ether (...	2.538	73	268298	11.048	ug/l	96
17) 1,1-Dichloroethane	2.857	63	357633	9.695	ug/l	99
18) Acrylonitrile	2.899	53	20928	10.451	ug/l	96
19) Cis-1,2-Dichloroethene	3.191	96	207971	9.588	ug/l	99
20) 2,2-Dichloropropane	3.265	77	286402	10.680	ug/l	98
21) Bromochloromethane	3.317	128	66985	9.675	ug/l	96
23) Chloroform	3.364	83	311513	9.531	ug/l	99
24) Carbon Tetrachloride	3.448	117	246490	10.440	ug/l	98
25) Tetrahydrofuran (THF)	3.469	42	39769	24.733	ug/l	97
26) 1,1,1-Trichloroethane	3.495	97	297555	9.964	ug/l	98
28) Methyl Ethyl Ketone	3.563	43	24975	10.961	ug/l	85
30) 1,1-Dichloropropene	3.573	75	281163	10.244	ug/l	99
31) Benzene	3.730	78	796554	9.635	ug/l	100
32) 1,2-Dichloroethane	3.861	62	142644	9.420	ug/l	97
34) Trichloroethene	4.107	130	203608	9.928	ug/l	99
35) Dibromomethane	4.384	93	60020	9.544	ug/l	97
36) 1,2-dichloropropane	4.452	63	179949	9.462	ug/l	99
37) Bromodichloromethane	4.489	83	198341	9.697	ug/l	99
38) cis-1,3-Dichloropropene	4.917	75	240432	9.696	ug/l	100
39) Toluene	5.080	92	503426	9.683	ug/l	99
41) 4-Methyl-2-Pentanone	5.352	43	53041	9.965	ug/l	97
42) Tetrachloroethene	5.346	164	148610	10.202	ug/l	99
43) trans-1,3-Dichloropropene	5.372	75	162273	9.338	ug/l	100
44) 1,1,2-Trichloroethane	5.482	97	87178	9.387	ug/l	100

Quantitation Report (Not Reviewed)

Data Path : H:\V2017\CHEM02\08AUG\080317\
Data File : 0803P20.D
Acq On : 3 Aug 2017 4:01 pm
Operator :
Client ID : BY76293 LCS
Lab ID : BY76293 LCS
ALS Vial : 1 Sample Multiplier: 1

Quant Time: Aug 03 16:26:54 2017
Quant Method : H:\V2017\CHEM02\METHODS\VT-P0803.M
Quant Title : VOA Standards for 5 point calibration
QLast Update : Thu Aug 03 14:32:12 2017
Response via : Initial Calibration

Compound	R.T.	QIon	Response	Conc Units	Dev(Min)
46) Dibromochloromethane	5.608	129	106105	10.231 ug/l	100
47) 1,3-Dichloropropane	5.676	76	156216	9.370 ug/l	99
48) 1,2-Dibromoethane	5.775	107	78432	9.539 ug/l	99
49) 2-Hexanone	5.948	43	34655	9.911 ug/l	97
50) Chlorobenzene	6.157	112	497628	9.621 ug/l	97
51) Ethylbenzene	6.183	106	299151	9.812 ug/l	99
52) 1,1,1,2-Tetrachloroethane	6.209	131	151039	9.831 ug/l	99
53) m&p-Xylene	6.293	106	716828	19.595 ug/l	97
54) o-Xylene	6.612	106	345382	9.802 ug/l	99
55) Styrene	6.654	104	512136	9.629 ug/l	100
56) Bromoform	6.670	173	40226	9.980 ug/l	99
60) Isopropylbenzene	6.858	120	249623	9.913 ug/l	100
61) Bromobenzene	7.140	156	164272	9.466 ug/l	100
62) n-Propylbenzene	7.166	120	256044	9.980 ug/l	99
63) 1,1,2,2-Tetrachloroethane	7.219	83	79100	9.789 ug/l	99
64) 2-Chlorotoluene	7.276	126	210945	9.751 ug/l	98
65) 1,3,5-Trimethylbenzene	7.313	105	734044	9.778 ug/l	100
66) 1,2,3-Trichloropropane	7.313	75	60244	9.204 ug/l	95
67) trans-1,4-Dichloro-2-b...	7.344	75	102686	55.855 ug/l	97
68) 4-Chlorotoluene	7.391	126	210184	9.571 ug/l	97
69) tert-Butylbenzene	7.527	119	629903	10.006 ug/l	99
70) 1,2,4-Trimethylbenzene	7.574	105	705603	9.537 ug/l	100
71) sec-Butylbenzene	7.642	105	922581	10.452 ug/l	99
72) p-Isopropyltoluene	7.737	119	773590	10.056 ug/l	99
73) 1,3-Dichlorobenzene	7.773	146	336919	9.730 ug/l	100
74) 1,4-Dichlorobenzene	7.831	146	314917	9.578 ug/l	100
75) 2-Isopropyltoluene	7.893	119	762922	10.687 ug/l	100
76) n-Butylbenzene	7.993	91	678699	10.119 ug/l	99
77) 1,2-Dichlorobenzene	8.087	146	249311	9.579 ug/l	100
78) 1,2-Dibromo-3-Chloropr...	8.537	155	7672	10.148 ug/l	94
79) Hexachlorobutadiene	8.882	225	56167	10.416 ug/l	99
80) 1,2,4-Trichlorobenzene	8.898	180	103225	9.761 ug/l	100
81) Naphthalene	9.065	128	156343	10.114 ug/l	99
82) 1,2,3-Trichlorobenzene	9.159	180	62356	9.942 ug/l	99

(#)out of range (m)manual integration reviewed by analyst (+)signals summed

Quantitation Report (Not Reviewed)

Data Path : H:\V2017\CHEM02\08AUG\080317\
Data File : 0803P20.D
Acq On : 3 Aug 2017 4:01 pm
Operator :
Client ID : BY76293 LCS
Lab ID : BY76293 LCS
ALS Vial : 1 Sample Multiplier: 1

Quant Time: Aug 03 16:26:54 2017
Quant Method : H:\V2017\CHEM02\METHODS\VT-P0803.M
Quant Title : VOA Standards for 5 point calibration
QLast Update : Thu Aug 03 14:32:12 2017
Response via : Initial Calibration

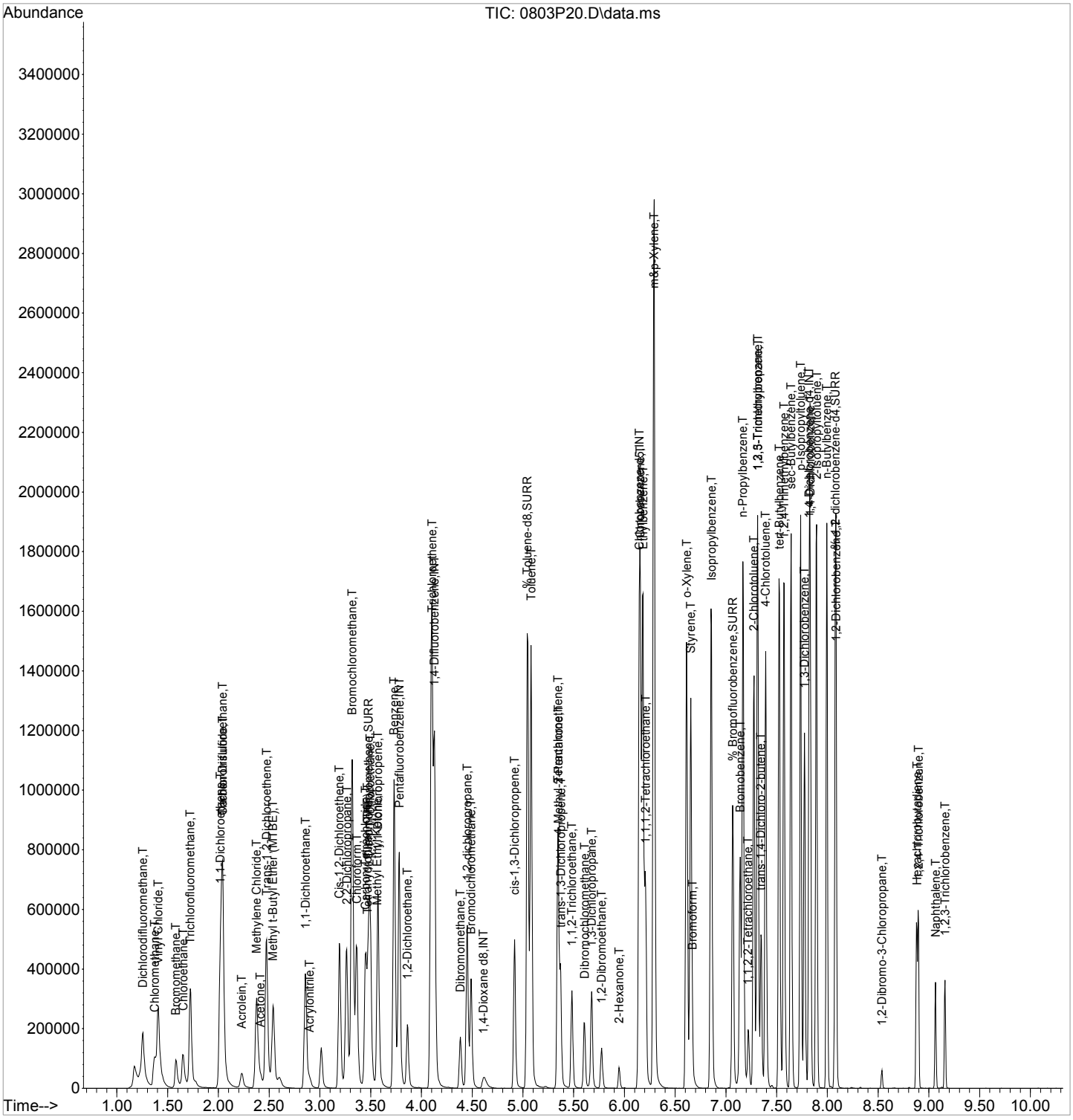

CLIENT ID

VOLATILE ORGANICS ANALYSIS DATA SHEET

BY76293 LCSD

Client: NETC Lab: Phoenix Env. Labs

SDG No.: GBY76292 Lab Sample ID: BY76293 LCSD

Sample wt/vol: 25 (g/mL) mL Lab File ID: 0803P21.D

Level: (low/med/meth): Low Date Received: 08/01/17

% Moisture: n.a. Date Analyzed: 08/03/17

Instrument: CHEM02 Column: rtx-vms Dilution Factor: 1

Purge Volume 25000 (uL) pH: < 2 Soil Aliquot Vol: n.a. (uL)

Matrix: (soil/water) Water CONCENTRATION UNITS: (ug/L or ug/Kg) ug/L

CAS NO.	COMPOUND	CONC.	Q	MDL/LOD	RL/PQL	R
75-71-8	Dichlorodifluoromethane	14		0.25	0.25	r
74-87-3	Chloromethane	11		0.25	0.25	r
75-01-4	Vinyl Chloride	12		0.25	0.25	r
74-83-9	Bromomethane	12		0.25	0.25	r
75-00-3	Chloroethane	11		0.25	0.25	r
75-69-4	Trichlorofluoromethane	11		0.25	0.25	r
75-35-4	1,1-Dichloroethene	11		0.25	0.25	r
76-13-1	Trichlorotrifluoroethane	12		0.25	0.25	r
75-15-0	Carbon Disulfide	12		0.25	0.25	r
107-02-8	Acrolein	55		2.5	2.5	r
75-09-2	Methylene Chloride	9.6		1.0	1.0	r
67-64-1	Acetone	10		2.5	2.5	r
156-60-5	Trans-1,2-Dichloroethene	10		0.25	0.25	r
1634-04-4	Methyl t-Butyl Ether (MTBE)	12		0.25	0.25	r
75-34-3	1,1-Dichloroethane	10		0.25	0.25	r
107-13-1	Acrylonitrile	11		2.5	2.5	r
156-59-2	Cis-1,2-Dichloroethene	9.8		0.25	0.25	r
594-20-7	2,2-Dichloropropane	9.4		0.25	0.25	r
74-97-5	Bromochloromethane	10		0.25	0.25	r
67-66-3	Chloroform	9.9		0.25	0.25	r
56-23-5	Carbon Tetrachloride	11		0.25	0.25	r
109-99-9	Tetrahydrofuran (THF)	27		2.5	2.5	r
71-55-6	1,1,1-Trichloroethane	10		0.25	0.25	r
78-93-3	Methyl Ethyl Ketone	11		2.5	2.5	r
563-58-6	1,1-Dichloropropene	10		0.25	0.25	r
71-43-2	Benzene	9.9		0.25	0.25	r
107-06-2	1,2-Dichloroethane	9.9		0.50	0.50	r
79-01-6	Trichloroethene	10		0.25	0.25	r
74-95-3	Dibromomethane	10		0.25	0.25	r
78-87-5	1,2-dichloropropane	9.9		0.25	0.25	r
75-27-4	Bromodichloromethane	10		0.25	0.25	r
10061-01-5	cis-1,3-Dichloropropene	9.9		0.25	0.25	r
108-88-3	Toluene	10		0.25	0.25	r
108-10-1	4-Methyl-2-Pentanone	11		2.5	2.5	r
127-18-4	Tetrachloroethene	10		0.25	0.25	r
10061-02-6	trans-1,3-Dichloropropene	9.7		0.25	0.25	r

FORM I VOA

r=Result Reported U=Not Detected D=Reported Dilution E/J=Estimated Value X=Not Used S=Lab Solvent

CLIENT ID

VOLATILE ORGANICS ANALYSIS DATA SHEET

BY76293 LCSD

Client: NETC Lab: Phoenix Env. Labs

SDG No.: GBY76292 Lab Sample ID: BY76293 LCSD

Sample wt/vol: 25 (g/mL) mL Lab File ID: 0803P21.D

Level: (low/med/meth): Low Date Received: 08/01/17

% Moisture: n.a. Date Analyzed: 08/03/17

Instrument: CHEM02 Column: rtx-vms Dilution Factor: 1

Purge Volume 25000 (uL) pH: < 2 Soil Aliquot Vol: n.a. (uL)

Matrix: (soil/water) Water CONCENTRATION UNITS: (ug/L or ug/Kg) ug/L

CAS NO.	COMPOUND	CONC.	Q	MDL/LOD	RL/PQL	R
79-00-5	1,1,2-Trichloroethane	9.7		0.25	0.25	r
124-48-1	Dibromochloromethane	11		0.25	0.25	r
142-28-9	1,3-Dichloropropane	9.7		0.25	0.25	r
106-93-4	1,2-Dibromoethane	10		0.25	0.25	r
591-78-6	2-Hexanone	11		2.5	2.5	r
108-90-7	Chlorobenzene	9.8		0.25	0.25	r
100-41-4	Ethylbenzene	9.9		0.25	0.25	r
630-20-6	1,1,1,2-Tetrachloroethane	10		0.25	0.25	r
179601-23-1	m&p-Xylene	20		0.25	0.25	r
95-47-6	o-Xylene	9.9		0.25	0.25	r
100-42-5	Styrene	9.8		0.25	0.25	r
75-25-2	Bromoform	10		0.25	0.25	r
98-82-8	Isopropylbenzene	10		0.25	0.25	r
108-86-1	Bromobenzene	9.7		0.25	0.25	r
103-65-1	n-Propylbenzene	10		0.25	0.25	r
79-34-5	1,1,2,2-Tetrachloroethane	10		0.25	0.25	r
95-49-8	2-Chlorotoluene	9.9		0.25	0.25	r
108-67-8	1,3,5-Trimethylbenzene	9.9		0.25	0.25	r
96-18-4	1,2,3-Trichloropropane	9.7		0.25	0.25	r
110-57-6	trans-1,4-Dichloro-2-butene	54		2.5	2.5	r
106-43-4	4-Chlorotoluene	9.9		0.25	0.25	r
98-06-6	tert-Butylbenzene	10		0.25	0.25	r
95-63-6	1,2,4-Trimethylbenzene	9.7		0.25	0.25	r
135-98-8	sec-Butylbenzene	10		0.25	0.25	r
99-87-6	p-Isopropyltoluene	10		0.25	0.25	r
541-73-1	1,3-Dichlorobenzene	9.9		0.25	0.25	r
106-46-7	1,4-Dichlorobenzene	9.8		0.25	0.25	r
527-84-4	2-Isopropyltoluene	11		0.25	0.25	r
104-51-8	n-Butylbenzene	10		0.25	0.25	r
95-50-1	1,2-Dichlorobenzene	9.9		0.25	0.25	r
96-12-8	1,2-Dibromo-3-Chloropropane	11		0.50	0.50	r
87-68-3	Hexachlorobutadiene	10		0.20	0.20	r
120-82-1	1,2,4-Trichlorobenzene	10		0.25	0.25	r
91-20-3	Naphthalene	10		1.0	1.0	r
87-61-6	1,2,3-Trichlorobenzene	10		0.25	0.25	r

FORM I VOA

r=Result Reported U=Not Detected D=Reported Dilution E/J=Estimated Value X=Not Used S=Lab Solvent

Quantitation Report (Not Reviewed)

Data Path : H:\V2017\CHEM02\08AUG\080317\
Data File : 0803P21.D
Acq On : 3 Aug 2017 4:23 pm
Operator :
Client ID : BY76293 LCSD
Lab ID : BY76293 LCSD
ALS Vial : 1 Sample Multiplier: 1

Quant Time: Aug 03 16:35:31 2017
Quant Method : H:\V2017\CHEM02\METHODS\VT-P0803.M
Quant Title : VOA Standards for 5 point calibration
QLast Update : Thu Aug 03 14:32:12 2017
Response via : Initial Calibration

Compound	R.T.	QIon	Response	Conc	Units	Dev(Min)
Internal Standards						
1) Pentafluorobenzene	3.783	168	426348	10.000	ug/l	0.00
29) 1,4-Difluorobenzene	4.128	114	726548	10.000	ug/l	0.00
45) Chlorobenzene-d5	6.147	117	590132	10.000	ug/l	0.00
58) 1,4-Dichlorobenzene-d4	7.820	152	258001	10.000	ug/l	0.00
83) 1,4-Dioxane d8	4.609	96	32551	500.000	ug/l	0.00
System Monitoring Compounds						
27) % Dibromofluoromethane	3.479	192	29623	10.126	ug/l	0.00
Spiked Amount 10.000	Range 70 - 130		Recovery = 101.30%			
40) % Toluene-d8	5.043	98	870697	9.986	ug/l	0.00
Spiked Amount 10.000	Range 70 - 130		Recovery = 99.90%			
57) % Bromofluorobenzene	7.067	95	275638	9.900	ug/l	0.00
Spiked Amount 10.000	Range 70 - 130		Recovery = 99.00%			
59) % 1,2-dichlorobenzene-d4	8.077	152	197424	10.084	ug/l	0.00
Spiked Amount 10.000	Range 70 - 130		Recovery = 100.80%			
Target Compounds						Qvalue
2) Dichlorodifluoromethane	1.256	85	210890	13.608	ug/l	100
3) Chloromethane	1.377	50	232397	10.733	ug/l	97
4) Vinyl Chloride	1.408	62	252690	11.503	ug/l	100
5) Bromomethane	1.586	94	71983	12.351	ug/l	100
6) Chloroethane	1.654	64	116942	10.701	ug/l	100
7) Trichlorofluoromethane	1.727	101	279727	10.603	ug/l	100
8) 1,1-Dichloroethene	2.020	96	160499	10.579	ug/l	97
9) Trichlorotrifluoroethane	2.041	151	127713	11.780	ug/l	98
10) Carbon Disulfide	2.041	76	505288	12.031	ug/l	100
11) Acrolein	2.229	56	51895	54.887	ug/l	100
12) Methylene Chloride	2.376	84	171695	9.589	ug/l	96
13) Acetone	2.417	43	17009	10.189	ug/l	92
14) Trans-1,2-Dichloroethene	2.475	96	200468	10.113	ug/l	99
16) Methyl t-Butyl Ether (...	2.543	73	285499	11.821	ug/l	97
17) 1,1-Dichloroethane	2.857	63	369463	10.071	ug/l	98
18) Acrylonitrile	2.899	53	22185	11.139	ug/l	95
19) Cis-1,2-Dichloroethene	3.192	96	212023	9.829	ug/l	99
20) 2,2-Dichloropropane	3.265	77	250497	9.392	ug/l	99
21) Bromochloromethane	3.317	128	69641	10.113	ug/l	94
23) Chloroform	3.364	83	321495	9.890	ug/l	99
24) Carbon Tetrachloride	3.448	117	252972	10.774	ug/l	99
25) Tetrahydrofuran (THF)	3.469	42	42995	26.886	ug/l	95
26) 1,1,1-Trichloroethane	3.495	97	307856	10.365	ug/l	99
28) Methyl Ethyl Ketone	3.563	43	25980	11.465	ug/l	85
30) 1,1-Dichloropropene	3.573	75	287063	10.473	ug/l	99
31) Benzene	3.730	78	818063	9.908	ug/l	100
32) 1,2-Dichloroethane	3.861	62	149065	9.857	ug/l	97
34) Trichloroethene	4.107	130	208662	10.187	ug/l	99
35) Dibromomethane	4.384	93	62672	9.979	ug/l	97
36) 1,2-dichloropropane	4.452	63	187493	9.872	ug/l	100
37) Bromodichloromethane	4.489	83	207444	10.156	ug/l	100
38) cis-1,3-Dichloropropene	4.917	75	245526	9.915	ug/l	99
39) Toluene	5.080	92	517005	9.958	ug/l	99
41) 4-Methyl-2-Pentanone	5.352	43	56711	10.669	ug/l	99
42) Tetrachloroethene	5.346	164	150765	10.363	ug/l	98
43) trans-1,3-Dichloropropene	5.373	75	167496	9.651	ug/l	99
44) 1,1,2-Trichloroethane	5.482	97	90285	9.735	ug/l	97

Quantitation Report (Not Reviewed)

Data Path : H:\V2017\CHEM02\08AUG\080317\
Data File : 0803P21.D
Acq On : 3 Aug 2017 4:23 pm
Operator :
Client ID : BY76293 LCSD
Lab ID : BY76293 LCSD
ALS Vial : 1 Sample Multiplier: 1

Quant Time: Aug 03 16:35:31 2017
Quant Method : H:\V2017\CHEM02\METHODS\VT-P0803.M
Quant Title : VOA Standards for 5 point calibration
QLast Update : Thu Aug 03 14:32:12 2017
Response via : Initial Calibration

Compound	R.T.	QIon	Response	Conc Units	Dev(Min)
46) Dibromochloromethane	5.608	129	112219	10.723 ug/l	100
47) 1,3-Dichloropropane	5.676	76	163926	9.743 ug/l	100
48) 1,2-Dibromoethane	5.775	107	82973	10.000 ug/l	100
49) 2-Hexanone	5.948	43	37157	10.531 ug/l	93
50) Chlorobenzene	6.157	112	509925	9.769 ug/l	97
51) Ethylbenzene	6.183	106	303673	9.871 ug/l	99
52) 1,1,1,2-Tetrachloroethane	6.204	131	157607	10.165 ug/l	99
53) m&p-Xylene	6.293	106	729228	19.754 ug/l	97
54) o-Xylene	6.612	106	352277	9.907 ug/l	100
55) Styrene	6.654	104	525844	9.797 ug/l	100
56) Bromoform	6.664	173	42069	10.343 ug/l	99
60) Isopropylbenzene	6.853	120	252429	10.026 ug/l	99
61) Bromobenzene	7.140	156	167845	9.673 ug/l	99
62) n-Propylbenzene	7.166	120	257899	10.054 ug/l	99
63) 1,1,2,2-Tetrachloroethane	7.219	83	83238	10.303 ug/l	100
64) 2-Chlorotoluene	7.276	126	214506	9.917 ug/l	99
65) 1,3,5-Trimethylbenzene	7.313	105	740418	9.865 ug/l	100
66) 1,2,3-Trichloropropane	7.313	75	63579	9.715 ug/l	92
67) trans-1,4-Dichloro-2-b...	7.344	75	100165	54.492 ug/l	98
68) 4-Chlorotoluene	7.391	126	217504	9.906 ug/l	100
69) tert-Butylbenzene	7.522	119	631177	10.028 ug/l	99
70) 1,2,4-Trimethylbenzene	7.569	105	719376	9.725 ug/l	99
71) sec-Butylbenzene	7.642	105	922445	10.452 ug/l	100
72) p-Isopropyltoluene	7.737	119	771908	10.035 ug/l	99
73) 1,3-Dichlorobenzene	7.773	146	342332	9.888 ug/l	100
74) 1,4-Dichlorobenzene	7.831	146	322506	9.810 ug/l	99
75) 2-Isopropyltoluene	7.893	119	766607	10.740 ug/l	100
76) n-Butylbenzene	7.993	91	670966	10.006 ug/l	99
77) 1,2-Dichlorobenzene	8.082	146	257536	9.897 ug/l	100
78) 1,2-Dibromo-3-Chloropr...	8.537	155	8333	11.024 ug/l	94
79) Hexachlorobutadiene	8.877	225	55804	10.350 ug/l	99
80) 1,2,4-Trichlorobenzene	8.892	180	106151	10.040 ug/l	99
81) Naphthalene	9.060	128	162208	10.495 ug/l	100
82) 1,2,3-Trichlorobenzene	9.154	180	65142	10.387 ug/l	98

(#)out of range (m)manual integration reviewed by analyst (+)signals summed

Quantitation Report (Not Reviewed)

Data Path : H:\V2017\CHEM02\08AUG\080317\
Data File : 0803P21.D
Acq On : 3 Aug 2017 4:23 pm
Operator :
Client ID : BY76293 LCSD
Lab ID : BY76293 LCSD
ALS Vial : 1 Sample Multiplier: 1

Quant Time: Aug 03 16:35:31 2017
Quant Method : H:\V2017\CHEM02\METHODS\VT-P0803.M
Quant Title : VOA Standards for 5 point calibration
QLast Update : Thu Aug 03 14:32:12 2017
Response via : Initial Calibration

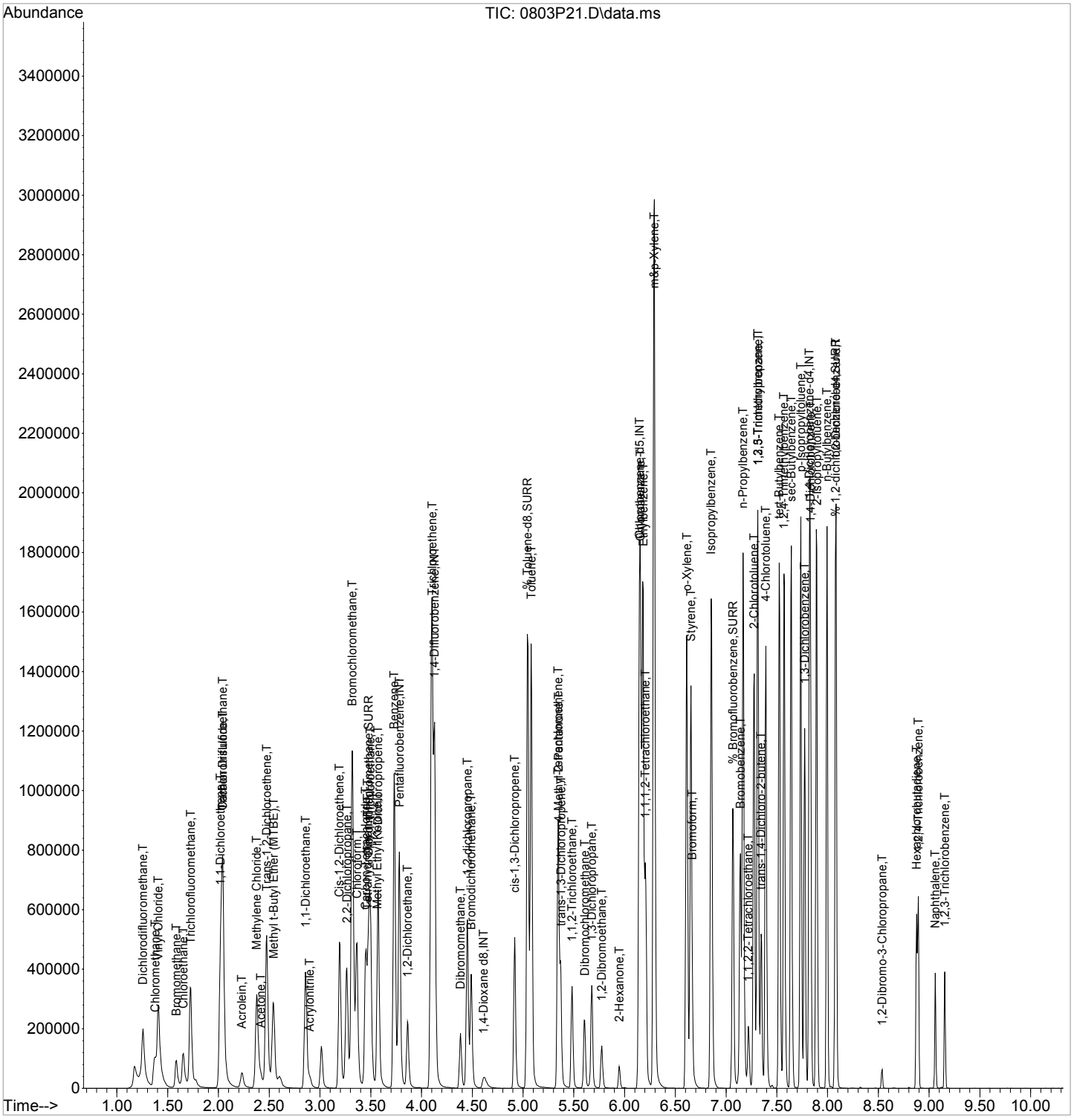

CLIENT ID

VOLATILE ORGANICS ANALYSIS DATA SHEET

BB-2 MS

Client: NETC Lab: Phoenix Env. Labs

SDG No.: GBY76292 Lab Sample ID: BY76293 MS

Sample wt/vol: 25 (g/mL) mL Lab File ID: 0803P44.D

Level: (low/med/meth): Low Date Received: 08/01/17

% Moisture: n.a. Date Analyzed: 08/04/17

Instrument: CHEM02 Column: rtx-vms Dilution Factor: 1

Purge Volume 25000 (uL) pH: < 2 Soil Aliquot Vol: n.a. (uL)

Matrix: (soil/water) Water CONCENTRATION UNITS: (ug/L or ug/Kg) ug/L

CAS NO.	COMPOUND	CONC.	Q	MDL/LOD	RL/PQL	R
75-71-8	Dichlorodifluoromethane	10		0.25	0.25	r
74-87-3	Chloromethane	10		0.25	0.25	r
75-01-4	Vinyl Chloride	11		0.25	0.25	r
74-83-9	Bromomethane	8.6		0.25	0.25	r
75-00-3	Chloroethane	11		0.25	0.25	r
75-69-4	Trichlorofluoromethane	10		0.25	0.25	r
75-35-4	1,1-Dichloroethene	10		0.25	0.25	r
76-13-1	Trichlorotrifluoroethane	10		0.25	0.25	r
75-15-0	Carbon Disulfide	12		0.25	0.25	r
107-02-8	Acrolein	44		2.5	2.5	r
75-09-2	Methylene Chloride	8.8		1.0	1.0	r
67-64-1	Acetone	10		2.5	2.5	r
156-60-5	Trans-1,2-Dichloroethene	9.8		0.25	0.25	r
1634-04-4	Methyl t-Butyl Ether (MTBE)	10		0.25	0.25	r
75-34-3	1,1-Dichloroethane	9.8		0.25	0.25	r
107-13-1	Acrylonitrile	9.7		2.5	2.5	r
156-59-2	Cis-1,2-Dichloroethene	9.3		0.25	0.25	r
594-20-7	2,2-Dichloropropane	9.2		0.25	0.25	r
74-97-5	Bromochloromethane	8.9		0.25	0.25	r
67-66-3	Chloroform	9.5		0.25	0.25	r
56-23-5	Carbon Tetrachloride	10		0.25	0.25	r
109-99-9	Tetrahydrofuran (THF)	23		2.5	2.5	r
71-55-6	1,1,1-Trichloroethane	10		0.25	0.25	r
78-93-3	Methyl Ethyl Ketone	9.2		2.5	2.5	r
563-58-6	1,1-Dichloropropene	10		0.25	0.25	r
71-43-2	Benzene	9.5		0.25	0.25	r
107-06-2	1,2-Dichloroethane	8.9		0.50	0.50	r
79-01-6	Trichloroethene	9.8		0.25	0.25	r
74-95-3	Dibromomethane	8.6		0.25	0.25	r
78-87-5	1,2-dichloropropane	9.1		0.25	0.25	r
75-27-4	Bromodichloromethane	9.0		0.25	0.25	r
10061-01-5	cis-1,3-Dichloropropene	8.9		0.25	0.25	r
108-88-3	Toluene	9.5		0.25	0.25	r
108-10-1	4-Methyl-2-Pentanone	9.1		2.5	2.5	r
127-18-4	Tetrachloroethene	10		0.25	0.25	r
10061-02-6	trans-1,3-Dichloropropene	8.4		0.25	0.25	r

FORM I VOA

r=Result Reported U=Not Detected D=Reported Dilution E/J=Estimated Value X=Not Used S=Lab Solvent

CLIENT ID

VOLATILE ORGANICS ANALYSIS DATA SHEET

BB-2 MS

Client: NETC Lab: Phoenix Env. Labs

SDG No.: GBY76292 Lab Sample ID: BY76293 MS

Sample wt/vol: 25 (g/mL) mL Lab File ID: 0803P44.D

Level: (low/med/meth): Low Date Received: 08/01/17

% Moisture: n.a. Date Analyzed: 08/04/17

Instrument: CHEM02 Column: rtx-vms Dilution Factor: 1

Purge Volume 25000 (uL) pH: < 2 Soil Aliquot Vol: n.a. (uL)

Matrix: (soil/water) Water CONCENTRATION UNITS: (ug/L or ug/Kg) ug/L

CAS NO.	COMPOUND	CONC.	Q	MDL/LOD	RL/PQL	R
79-00-5	1,1,2-Trichloroethane	8.5		0.25	0.25	r
124-48-1	Dibromochloromethane	9.1		0.25	0.25	r
142-28-9	1,3-Dichloropropane	8.7		0.25	0.25	r
106-93-4	1,2-Dibromoethane	8.6		0.25	0.25	r
591-78-6	2-Hexanone	8.9		2.5	2.5	r
108-90-7	Chlorobenzene	9.2		0.25	0.25	r
100-41-4	Ethylbenzene	9.6		0.25	0.25	r
630-20-6	1,1,1,2-Tetrachloroethane	9.2		0.25	0.25	r
179601-23-1	m&p-Xylene	19		0.25	0.25	r
95-47-6	o-Xylene	9.5		0.25	0.25	r
100-42-5	Styrene	9.1		0.25	0.25	r
75-25-2	Bromoform	8.5		0.25	0.25	r
98-82-8	Isopropylbenzene	9.8		0.25	0.25	r
108-86-1	Bromobenzene	8.9		0.25	0.25	r
103-65-1	n-Propylbenzene	9.7		0.25	0.25	r
79-34-5	1,1,2,2-Tetrachloroethane	8.8		0.25	0.25	r
95-49-8	2-Chlorotoluene	9.4		0.25	0.25	r
108-67-8	1,3,5-Trimethylbenzene	9.4		0.25	0.25	r
96-18-4	1,2,3-Trichloropropane	8.5		0.25	0.25	r
110-57-6	trans-1,4-Dichloro-2-butene	45		2.5	2.5	r
106-43-4	4-Chlorotoluene	9.2		0.25	0.25	r
98-06-6	tert-Butylbenzene	9.8		0.25	0.25	r
95-63-6	1,2,4-Trimethylbenzene	9.1		0.25	0.25	r
135-98-8	sec-Butylbenzene	10		0.25	0.25	r
99-87-6	p-Isopropyltoluene	9.6		0.25	0.25	r
541-73-1	1,3-Dichlorobenzene	9.3		0.25	0.25	r
106-46-7	1,4-Dichlorobenzene	8.8		0.25	0.25	r
527-84-4	2-Isopropyltoluene	10		0.25	0.25	r
104-51-8	n-Butylbenzene	9.4		0.25	0.25	r
95-50-1	1,2-Dichlorobenzene	8.8		0.25	0.25	r
96-12-8	1,2-Dibromo-3-Chloropropane	8.2		0.50	0.50	r
87-68-3	Hexachlorobutadiene	9.1		0.20	0.20	r
120-82-1	1,2,4-Trichlorobenzene	8.0		0.25	0.25	r
91-20-3	Naphthalene	7.7		1.0	1.0	r
87-61-6	1,2,3-Trichlorobenzene	7.5		0.25	0.25	r

FORM I VOA

r=Result Reported U=Not Detected D=Reported Dilution E/J=Estimated Value X=Not Used S=Lab Solvent

Quantitation Report (QT Reviewed)

Data Path : H:\V2017\CHEM02\08AUG\080317\
Data File : 0803P44.D
Acq On : 4 Aug 2017 1:11 am
Operator :
Client ID : BB-2 MS
Lab ID : BY76293 MS
ALS Vial : 1 Sample Multiplier: 1

Quant Time: Aug 04 11:00:47 2017
Quant Method : H:\V2017\CHEM02\Methods\VT-P0803.M
Quant Title : VOA Standards for 5 point calibration
QLast Update : Thu Aug 03 14:32:12 2017
Response via : Initial Calibration

Compound	R.T.	QIon	Response	Conc	Units	Dev(Min)
Internal Standards						
1) Pentafluorobenzene	3.783	168	400328	10.000	ug/l	0.00
29) 1,4-Difluorobenzene	4.128	114	688140	10.000	ug/l	0.00
45) Chlorobenzene-d5	6.147	117	552304	10.000	ug/l	0.00
58) 1,4-Dichlorobenzene-d4	7.820	152	242772	10.000	ug/l	0.00
83) 1,4-Dioxane d8	4.614	96	28624	500.000	ug/l	0.00
System Monitoring Compounds						
27) % Dibromofluoromethane	3.479	192	27553	10.031	ug/l	0.00
Spiked Amount 10.000	Range 70 - 130		Recovery = 100.30%			
40) % Toluene-d8	5.043	98	821163	9.944	ug/l	0.00
Spiked Amount 10.000	Range 70 - 130		Recovery = 99.40%			
57) % Bromofluorobenzene	7.067	95	258229	9.910	ug/l	0.00
Spiked Amount 10.000	Range 70 - 130		Recovery = 99.10%			
59) % 1,2-dichlorobenzene-d4	8.077	152	185015	10.043	ug/l	0.00
Spiked Amount 10.000	Range 70 - 130		Recovery = 100.40%			
Target Compounds						Qvalue
2) Dichlorodifluoromethane	1.256	85	152596	10.486	ug/l	100
3) Chloromethane	1.377	50	204320	10.050	ug/l	98
4) Vinyl Chloride	1.408	62	226666	10.989	ug/l	100
5) Bromomethane	1.581	94	46870	8.565	ug/l	100
6) Chloroethane	1.654	64	109668	10.687	ug/l	99
7) Trichlorofluoromethane	1.727	101	253900	10.249	ug/l	100
8) 1,1-Dichloroethene	2.020	96	147065	10.324	ug/l	96
9) Trichlorotrifluoroethane	2.041	151	106208	10.434	ug/l	99
10) Carbon Disulfide	2.041	76	460689	11.682	ug/l	100
11) Acrolein	2.229	56	38892	43.808	ug/l	99
12) Methylene Chloride	2.381	84	147253	8.758	ug/l	95
13) Acetone	2.417	43	15616	9.962	ug/l	95
14) Trans-1,2-Dichloroethene	2.475	96	181788	9.767	ug/l	98
16) Methyl t-Butyl Ether (...	2.538	73	230867	10.180	ug/l	97
17) 1,1-Dichloroethane	2.857	63	336639	9.773	ug/l	99
18) Acrylonitrile	2.899	53	18107	9.683	ug/l	96
19) Cis-1,2-Dichloroethene	3.192	96	189020	9.332	ug/l	98
20) 2,2-Dichloropropane	3.265	77	230061	9.186	ug/l	99
21) Bromochloromethane	3.317	128	57710	8.925	ug/l	95
23) Chloroform	3.364	83	290078	9.504	ug/l	99
24) Carbon Tetrachloride	3.453	117	227739	10.329	ug/l	97
25) Tetrahydrofuran (THF)	3.469	42	34553	23.011	ug/l	99
26) 1,1,1-Trichloroethane	3.495	97	282577	10.132	ug/l	99
28) Methyl Ethyl Ketone	3.563	43	19572	9.198	ug/l	100
30) 1,1-Dichloropropene	3.573	75	265377	10.222	ug/l	99
31) Benzene	3.730	78	741444	9.481	ug/l	100
32) 1,2-Dichloroethane	3.861	62	127336	8.890	ug/l	99
34) Trichloroethene	4.107	130	189644	9.776	ug/l	99
35) Dibromomethane	4.384	93	51097	8.590	ug/l	96
36) 1,2-dichloropropane	4.452	63	164104	9.123	ug/l	100
37) Bromodichloromethane	4.489	83	174750	9.033	ug/l	99
38) cis-1,3-Dichloropropene	4.918	75	209022	8.912	ug/l	99
39) Toluene	5.080	92	466947	9.496	ug/l	99
41) 4-Methyl-2-Pentanone	5.346	43	45829	9.103	ug/l	98
42) Tetrachloroethene	5.346	164	137525	9.981	ug/l	98
43) trans-1,3-Dichloropropene	5.373	75	137454	8.362	ug/l	100
44) 1,1,2-Trichloroethane	5.482	97	75010	8.539	ug/l	98

Data Path : H:\V2017\CHEM02\08AUG\080317\
Data File : 0803P44.D
Acq On : 4 Aug 2017 1:11 am
Operator :
Client ID : BB-2 MS
Lab ID : BY76293 MS
ALS Vial : 1 Sample Multiplier: 1

Quant Time: Aug 04 11:00:47 2017
Quant Method : H:\V2017\CHEM02\Methods\VT-P0803.M
Quant Title : VOA Standards for 5 point calibration
QLast Update : Thu Aug 03 14:32:12 2017
Response via : Initial Calibration

Compound	R.T.	QIon	Response	Conc Units	Dev(Min)
46) Dibromochloromethane	5.603	129	89040	9.091 ug/l	98
47) 1,3-Dichloropropane	5.676	76	136509	8.669 ug/l	100
48) 1,2-Dibromoethane	5.775	107	67121	8.643 ug/l	98
49) 2-Hexanone	5.948	43	29313	8.877 ug/l	99
50) Chlorobenzene	6.157	112	450309	9.218 ug/l	96
51) Ethylbenzene	6.183	106	276152	9.591 ug/l	99
52) 1,1,1,2-Tetrachloroethane	6.204	131	134035	9.237 ug/l	100
53) m&p-Xylene	6.293	106	659493	19.089 ug/l	97
54) o-Xylene	6.612	106	315125	9.469 ug/l	100
55) Styrene	6.654	104	459588	9.149 ug/l	99
56) Bromoform	6.664	173	32487	8.534 ug/l	99
60) Isopropylbenzene	6.853	120	232027	9.794 ug/l	100
61) Bromobenzene	7.140	156	144906	8.875 ug/l	99
62) n-Propylbenzene	7.167	120	234202	9.702 ug/l	99
63) 1,1,2,2-Tetrachloroethane	7.219	83	66875	8.797 ug/l	100
64) 2-Chlorotoluene	7.276	126	191462	9.407 ug/l	98
65) 1,3,5-Trimethylbenzene	7.313	105	666593	9.438 ug/l	100
66) 1,2,3-Trichloropropane	7.313	75	52417	8.512 ug/l	99
67) trans-1,4-Dichloro-2-b...	7.344	75	77022	44.530 ug/l	99
68) 4-Chlorotoluene	7.391	126	190865	9.238 ug/l	98
69) tert-Butylbenzene	7.522	119	577466	9.750 ug/l	100
70) 1,2,4-Trimethylbenzene	7.569	105	636044	9.138 ug/l	100
71) sec-Butylbenzene	7.642	105	843786	10.161 ug/l	100
72) p-Isopropyltoluene	7.737	119	697185	9.632 ug/l	99
73) 1,3-Dichlorobenzene	7.773	146	302286	9.279 ug/l	100
74) 1,4-Dichlorobenzene	7.831	146	272339	8.804 ug/l	99
75) 2-Isopropyltoluene	7.888	119	685613	10.208 ug/l	100
76) n-Butylbenzene	7.993	91	595818	9.442 ug/l	100
77) 1,2-Dichlorobenzene	8.082	146	214839	8.774 ug/l	99
78) 1,2-Dibromo-3-Chloropr...	8.537	155	5867	8.249 ug/l	95
79) Hexachlorobutadiene	8.877	225	46080	9.083 ug/l	99
80) 1,2,4-Trichlorobenzene	8.892	180	79430	7.984 ug/l	99
81) Naphthalene	9.060	128	111651	7.677 ug/l	100
82) 1,2,3-Trichlorobenzene	9.154	180	43968	7.451 ug/l	100

(#)out of range (m)manual integration reviewed by analyst (+)signals summed

Quantitation Report (QT Reviewed)

Data Path : H:\V2017\CHEM02\08AUG\080317\
Data File : 0803P44.D
Acq On : 4 Aug 2017 1:11 am
Operator :
Client ID : BB-2 MS
Lab ID : BY76293 MS
ALS Vial : 1 Sample Multiplier: 1

Quant Time: Aug 04 11:00:47 2017
Quant Method : H:\V2017\CHEM02\Methods\VT-P0803.M
Quant Title : VOA Standards for 5 point calibration
QLast Update : Thu Aug 03 14:32:12 2017
Response via : Initial Calibration

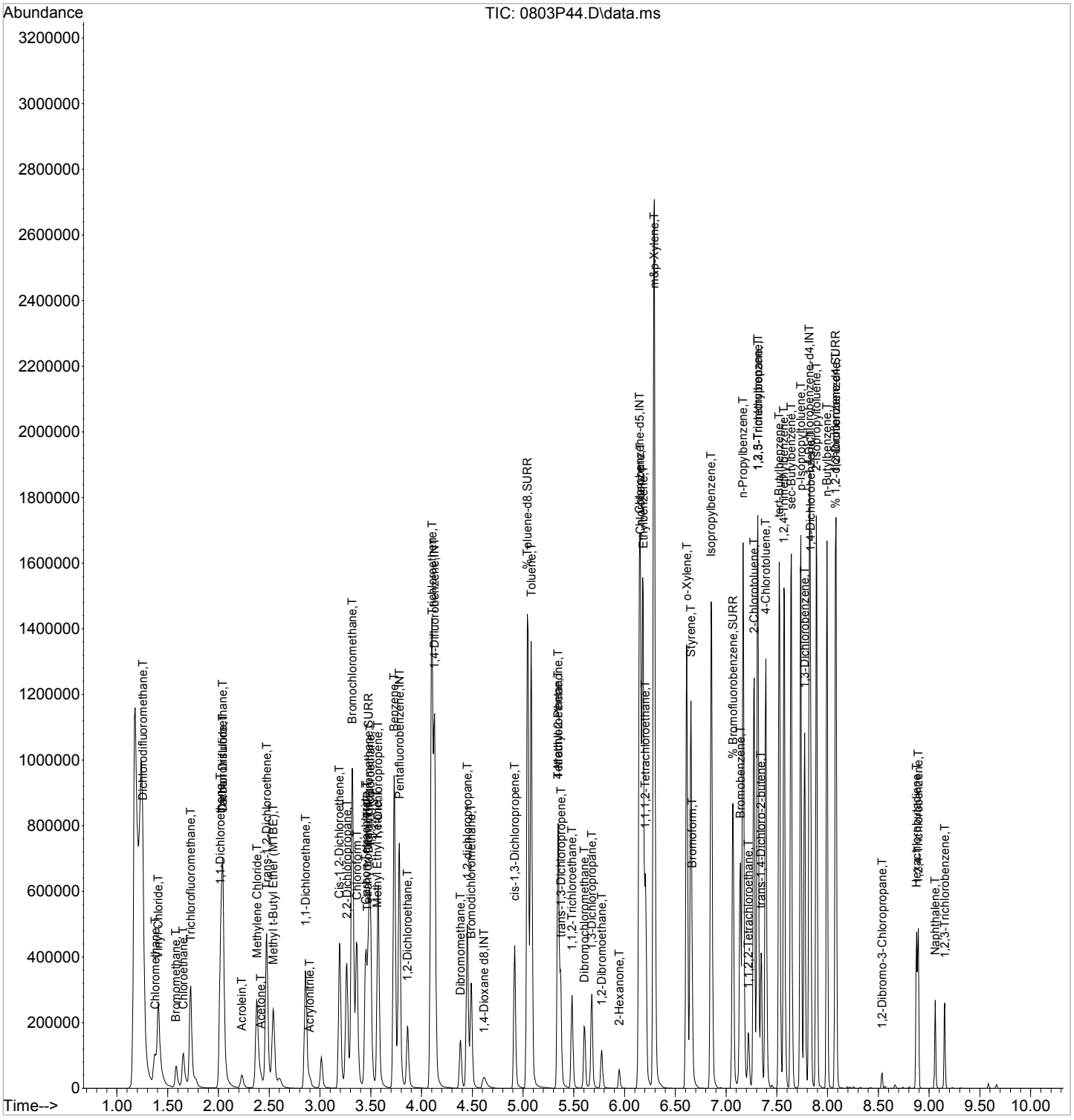

CLIENT ID

VOLATILE ORGANICS ANALYSIS DATA SHEET

BB-2 MSD

Client: NETC Lab: Phoenix Env. Labs

SDG No.: GBY76292 Lab Sample ID: BY76293 MSD

Sample wt/vol: 25 (g/mL) mL Lab File ID: 0803P45.D

Level: (low/med/meth): Low Date Received: 08/01/17

% Moisture: n.a. Date Analyzed: 08/04/17

Instrument: CHEM02 Column: rtx-vms Dilution Factor: 1

Purge Volume 25000 (uL) pH: < 2 Soil Aliquot Vol: n.a. (uL)

Matrix: (soil/water) Water CONCENTRATION UNITS: (ug/L or ug/Kg) ug/L

CAS NO.	COMPOUND	CONC.	Q	MDL/LOD	RL/PQL	R
75-71-8	Dichlorodifluoromethane	11		0.25	0.25	r
74-87-3	Chloromethane	11		0.25	0.25	r
75-01-4	Vinyl Chloride	12		0.25	0.25	r
74-83-9	Bromomethane	12		0.25	0.25	r
75-00-3	Chloroethane	11		0.25	0.25	r
75-69-4	Trichlorofluoromethane	11		0.25	0.25	r
75-35-4	1,1-Dichloroethene	11		0.25	0.25	r
76-13-1	Trichlorotrifluoroethane	11		0.25	0.25	r
75-15-0	Carbon Disulfide	13		0.25	0.25	r
107-02-8	Acrolein	48		2.5	2.5	r
75-09-2	Methylene Chloride	9.4		1.0	1.0	r
67-64-1	Acetone	10		2.5	2.5	r
156-60-5	Trans-1,2-Dichloroethene	11		0.25	0.25	r
1634-04-4	Methyl t-Butyl Ether (MTBE)	11		0.25	0.25	r
75-34-3	1,1-Dichloroethane	10		0.25	0.25	r
107-13-1	Acrylonitrile	10		2.5	2.5	r
156-59-2	Cis-1,2-Dichloroethene	10		0.25	0.25	r
594-20-7	2,2-Dichloropropane	9.9		0.25	0.25	r
74-97-5	Bromochloromethane	9.6		0.25	0.25	r
67-66-3	Chloroform	10		0.25	0.25	r
56-23-5	Carbon Tetrachloride	11		0.25	0.25	r
109-99-9	Tetrahydrofuran (THF)	25		2.5	2.5	r
71-55-6	1,1,1-Trichloroethane	11		0.25	0.25	r
78-93-3	Methyl Ethyl Ketone	11		2.5	2.5	r
563-58-6	1,1-Dichloropropene	11		0.25	0.25	r
71-43-2	Benzene	10		0.25	0.25	r
107-06-2	1,2-Dichloroethane	9.7		0.50	0.50	r
79-01-6	Trichloroethene	11		0.25	0.25	r
74-95-3	Dibromomethane	9.4		0.25	0.25	r
78-87-5	1,2-dichloropropane	9.9		0.25	0.25	r
75-27-4	Bromodichloromethane	10		0.25	0.25	r
10061-01-5	cis-1,3-Dichloropropene	9.7		0.25	0.25	r
108-88-3	Toluene	10		0.25	0.25	r
108-10-1	4-Methyl-2-Pentanone	10		2.5	2.5	r
127-18-4	Tetrachloroethene	11		0.25	0.25	r
10061-02-6	trans-1,3-Dichloropropene	9.2		0.25	0.25	r

FORM I VOA

r=Result Reported U=Not Detected D=Reported Dilution E/J=Estimated Value X=Not Used S=Lab Solvent

CLIENT ID

VOLATILE ORGANICS ANALYSIS DATA SHEET

BB-2 MSD

Client: NETC Lab: Phoenix Env. Labs

SDG No.: GBY76292 Lab Sample ID: BY76293 MSD

Sample wt/vol: 25 (g/mL) mL Lab File ID: 0803P45.D

Level: (low/med/meth): Low Date Received: 08/01/17

% Moisture: n.a. Date Analyzed: 08/04/17

Instrument: CHEM02 Column: rtx-vms Dilution Factor: 1

Purge Volume 25000 (uL) pH: < 2 Soil Aliquot Vol: n.a. (uL)

Matrix: (soil/water) Water CONCENTRATION UNITS: (ug/L or ug/Kg) ug/L

CAS NO.	COMPOUND	CONC.	Q	MDL/LOD	RL/PQL	R
79-00-5	1,1,2-Trichloroethane	9.3		0.25	0.25	r
124-48-1	Dibromochloromethane	10		0.25	0.25	r
142-28-9	1,3-Dichloropropane	9.4		0.25	0.25	r
106-93-4	1,2-Dibromoethane	9.5		0.25	0.25	r
591-78-6	2-Hexanone	9.7		2.5	2.5	r
108-90-7	Chlorobenzene	10		0.25	0.25	r
100-41-4	Ethylbenzene	10		0.25	0.25	r
630-20-6	1,1,1,2-Tetrachloroethane	10		0.25	0.25	r
179601-23-1	m&p-Xylene	21		0.25	0.25	r
95-47-6	o-Xylene	10		0.25	0.25	r
100-42-5	Styrene	10		0.25	0.25	r
75-25-2	Bromoform	9.6		0.25	0.25	r
98-82-8	Isopropylbenzene	11		0.25	0.25	r
108-86-1	Bromobenzene	9.8		0.25	0.25	r
103-65-1	n-Propylbenzene	11		0.25	0.25	r
79-34-5	1,1,2,2-Tetrachloroethane	9.6		0.25	0.25	r
95-49-8	2-Chlorotoluene	10		0.25	0.25	r
108-67-8	1,3,5-Trimethylbenzene	10		0.25	0.25	r
96-18-4	1,2,3-Trichloropropane	9.3		0.25	0.25	r
110-57-6	trans-1,4-Dichloro-2-butene	50		2.5	2.5	r
106-43-4	4-Chlorotoluene	10		0.25	0.25	r
98-06-6	tert-Butylbenzene	11		0.25	0.25	r
95-63-6	1,2,4-Trimethylbenzene	10		0.25	0.25	r
135-98-8	sec-Butylbenzene	11		0.25	0.25	r
99-87-6	p-Isopropyltoluene	11		0.25	0.25	r
541-73-1	1,3-Dichlorobenzene	10		0.25	0.25	r
106-46-7	1,4-Dichlorobenzene	9.7		0.25	0.25	r
527-84-4	2-Isopropyltoluene	11		0.25	0.25	r
104-51-8	n-Butylbenzene	11		0.25	0.25	r
95-50-1	1,2-Dichlorobenzene	9.6		0.25	0.25	r
96-12-8	1,2-Dibromo-3-Chloropropane	9.4		0.50	0.50	r
87-68-3	Hexachlorobutadiene	11		0.20	0.20	r
120-82-1	1,2,4-Trichlorobenzene	9.3		0.25	0.25	r
91-20-3	Naphthalene	9.3		1.0	1.0	r
87-61-6	1,2,3-Trichlorobenzene	9.3		0.25	0.25	r

FORM I VOA

r=Result Reported U=Not Detected D=Reported Dilution E/J=Estimated Value X=Not Used S=Lab Solvent

Quantitation Report (QT Reviewed)

Data Path : H:\V2017\CHEM02\08AUG\080317\
Data File : 0803P45.D
Acq On : 4 Aug 2017 1:33 am
Operator :
Client ID : BB-2 MSD
Lab ID : BY76293 MSD
ALS Vial : 1 Sample Multiplier: 1

Quant Time: Aug 04 11:00:53 2017
Quant Method : H:\V2017\CHEM02\Methods\VT-P0803.M
Quant Title : VOA Standards for 5 point calibration
QLast Update : Thu Aug 03 14:32:12 2017
Response via : Initial Calibration

Compound	R.T.	QIon	Response	Conc	Units	Dev(Min)
Internal Standards						
1) Pentafluorobenzene	3.783	168	396509	10.000	ug/l	0.00
29) 1,4-Difluorobenzene	4.128	114	675863	10.000	ug/l	0.00
45) Chlorobenzene-d5	6.147	117	543688	10.000	ug/l	0.00
58) 1,4-Dichlorobenzene-d4	7.820	152	237840	10.000	ug/l	0.00
83) 1,4-Dioxane d8	4.609	96	29547	500.000	ug/l	0.00
System Monitoring Compounds						
27) % Dibromofluoromethane	3.479	192	27045	9.941	ug/l	0.00
Spiked Amount 10.000	Range 70 - 130		Recovery = 99.40%			
40) % Toluene-d8	5.043	98	808881	9.973	ug/l	0.00
Spiked Amount 10.000	Range 70 - 130		Recovery = 99.70%			
57) % Bromofluorobenzene	7.067	95	254744	9.931	ug/l	0.00
Spiked Amount 10.000	Range 70 - 130		Recovery = 99.30%			
59) % 1,2-dichlorobenzene-d4	8.077	152	180571	10.005	ug/l	0.00
Spiked Amount 10.000	Range 70 - 130		Recovery = 100.10%			
Target Compounds						Qvalue
2) Dichlorodifluoromethane	1.256	85	156886	10.885	ug/l	100
3) Chloromethane	1.371	50	213286	10.592	ug/l	99
4) Vinyl Chloride	1.408	62	240714	11.782	ug/l	98
5) Bromomethane	1.586	94	63587	11.732	ug/l	99
6) Chloroethane	1.654	64	115347	11.349	ug/l	99
7) Trichlorofluoromethane	1.727	101	267964	10.921	ug/l	100
8) 1,1-Dichloroethene	2.020	96	157347	11.152	ug/l	95
9) Trichlorotrifluoroethane	2.041	151	110942	11.004	ug/l	99
10) Carbon Disulfide	2.041	76	496165	12.703	ug/l	99
11) Acrolein	2.229	56	41793	47.529	ug/l	99
12) Methylene Chloride	2.376	84	156789	9.415	ug/l	96
13) Acetone	2.418	43	16078	10.356	ug/l	94
14) Trans-1,2-Dichloroethene	2.475	96	195717	10.616	ug/l	99
16) Methyl t-Butyl Ether (...	2.538	73	245146	10.914	ug/l	97
17) 1,1-Dichloroethane	2.857	63	356017	10.435	ug/l	100
18) Acrylonitrile	2.899	53	19183	10.357	ug/l	96
19) Cis-1,2-Dichloroethene	3.192	96	201059	10.022	ug/l	98
20) 2,2-Dichloropropane	3.265	77	245263	9.888	ug/l	99
21) Bromochloromethane	3.317	128	61424	9.591	ug/l	94
23) Chloroform	3.364	83	307790	10.181	ug/l	99
24) Carbon Tetrachloride	3.448	117	247174	11.319	ug/l	99
25) Tetrahydrofuran (THF)	3.469	42	37101	24.946	ug/l	96
26) 1,1,1-Trichloroethane	3.495	97	300490	10.878	ug/l	99
28) Methyl Ethyl Ketone	3.563	43	22574	10.711	ug/l	93
30) 1,1-Dichloropropene	3.573	75	283049	11.101	ug/l	99
31) Benzene	3.730	78	791558	10.306	ug/l	100
32) 1,2-Dichloroethane	3.861	62	136390	9.695	ug/l	98
34) Trichloroethene	4.107	130	203216	10.666	ug/l	99
35) Dibromomethane	4.384	93	54876	9.393	ug/l	97
36) 1,2-dichloropropane	4.452	63	174876	9.898	ug/l	100
37) Bromodichloromethane	4.489	83	190095	10.004	ug/l	99
38) cis-1,3-Dichloropropene	4.918	75	223507	9.702	ug/l	98
39) Toluene	5.080	92	497514	10.301	ug/l	99
41) 4-Methyl-2-Pentanone	5.352	43	49559	10.023	ug/l	98
42) Tetrachloroethene	5.346	164	146981	10.861	ug/l	99
43) trans-1,3-Dichloropropene	5.373	75	148708	9.211	ug/l	99
44) 1,1,2-Trichloroethane	5.482	97	79908	9.262	ug/l	99

Quantitation Report (QT Reviewed)

Data Path : H:\V2017\CHEM02\08AUG\080317\
Data File : 0803P45.D
Acq On : 4 Aug 2017 1:33 am
Operator :
Client ID : BB-2 MSD
Lab ID : BY76293 MSD
ALS Vial : 1 Sample Multiplier: 1

Quant Time: Aug 04 11:00:53 2017
Quant Method : H:\V2017\CHEM02\Methods\VT-P0803.M
Quant Title : VOA Standards for 5 point calibration
QLast Update : Thu Aug 03 14:32:12 2017
Response via : Initial Calibration

Compound	R.T.	QIon	Response	Conc Units	Dev(Min)
46) Dibromochloromethane	5.608	129	97810	10.144 ug/l	100
47) 1,3-Dichloropropane	5.676	76	145519	9.388 ug/l	99
48) 1,2-Dibromoethane	5.775	107	72685	9.508 ug/l	98
49) 2-Hexanone	5.948	43	31666	9.741 ug/l	94
50) Chlorobenzene	6.157	112	482258	10.029 ug/l	96
51) Ethylbenzene	6.183	106	295890	10.439 ug/l	99
52) 1,1,1,2-Tetrachloroethane	6.204	131	143725	10.062 ug/l	99
53) m&p-Xylene	6.293	106	701702	20.632 ug/l	96
54) o-Xylene	6.612	106	338220	10.324 ug/l	100
55) Styrene	6.654	104	492467	9.959 ug/l	99
56) Bromoform	6.664	173	35838	9.564 ug/l	99
60) Isopropylbenzene	6.853	120	248195	10.693 ug/l	100
61) Bromobenzene	7.140	156	156441	9.780 ug/l	99
62) n-Propylbenzene	7.167	120	252363	10.672 ug/l	100
63) 1,1,2,2-Tetrachloroethane	7.219	83	71822	9.643 ug/l	100
64) 2-Chlorotoluene	7.276	126	204214	10.242 ug/l	96
65) 1,3,5-Trimethylbenzene	7.313	105	719299	10.396 ug/l	100
66) 1,2,3-Trichloropropane	7.313	75	55989	9.280 ug/l	96
67) trans-1,4-Dichloro-2-b...	7.344	75	84601	49.926 ug/l	98
68) 4-Chlorotoluene	7.391	126	206266	10.191 ug/l	98
69) tert-Butylbenzene	7.522	119	622141	10.722 ug/l	99
70) 1,2,4-Trimethylbenzene	7.569	105	687882	10.087 ug/l	100
71) sec-Butylbenzene	7.643	105	903810	11.109 ug/l	100
72) p-Isopropyltoluene	7.737	119	750636	10.586 ug/l	99
73) 1,3-Dichlorobenzene	7.773	146	325871	10.211 ug/l	100
74) 1,4-Dichlorobenzene	7.831	146	295048	9.736 ug/l	100
75) 2-Isopropyltoluene	7.888	119	737359	11.206 ug/l	100
76) n-Butylbenzene	7.993	91	653435	10.570 ug/l	99
77) 1,2-Dichlorobenzene	8.082	146	230582	9.612 ug/l	100
78) 1,2-Dibromo-3-Chloropr...	8.537	155	6568	9.426 ug/l	98
79) Hexachlorobutadiene	8.877	225	52304	10.523 ug/l	98
80) 1,2,4-Trichlorobenzene	8.893	180	90465	9.281 ug/l	100
81) Naphthalene	9.060	128	131885	9.256 ug/l	100
82) 1,2,3-Trichlorobenzene	9.154	180	53523	9.258 ug/l	98

(#)out of range (m)manual integration reviewed by analyst (+)signals summed

Data Path : H:\V2017\CHEM02\08AUG\080317\
Data File : 0803P45.D
Acq On : 4 Aug 2017 1:33 am
Operator :
Client ID : BB-2 MSD
Lab ID : BY76293 MSD
ALS Vial : 1 Sample Multiplier: 1

Quant Time: Aug 04 11:00:53 2017
Quant Method : H:\V2017\CHEM02\Methods\VT-P0803.M
Quant Title : VOA Standards for 5 point calibration
QLast Update : Thu Aug 03 14:32:12 2017
Response via : Initial Calibration

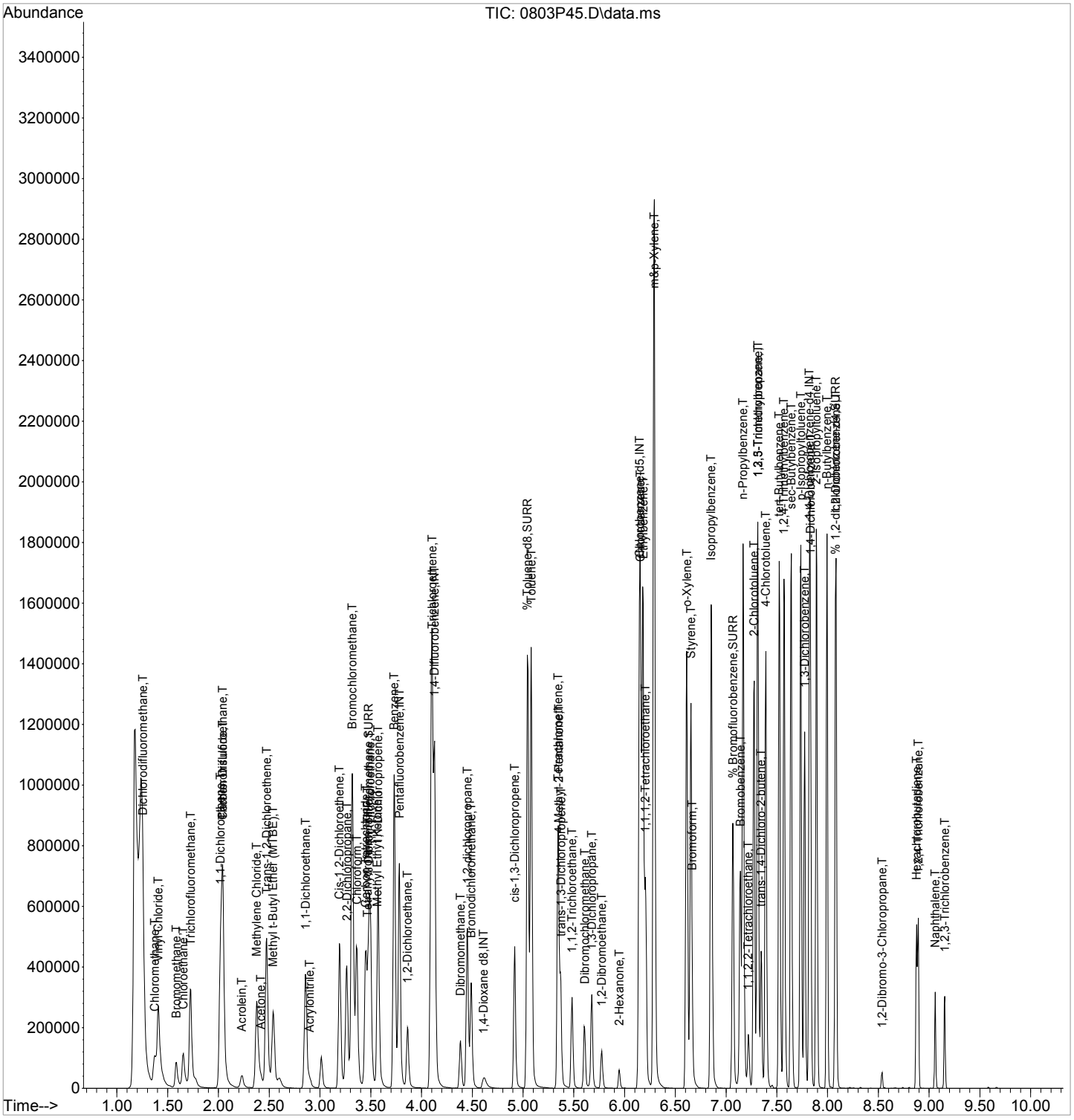

CLIENT ID

VOLATILE ORGANICS ANALYSIS DATA SHEET

BY76293 BLANK

Client: NETC Lab: Phoenix Env. Labs

SDG No.: GBY76292 Lab Sample ID: BY76293 BL

Sample wt/vol: 25 (g/mL) mL Lab File ID: 0803P23.D

Level: (low/med/meth): Low Date Received: 08/01/17

% Moisture: n.a. Date Analyzed: 08/03/17

Instrument: CHEM02 Column: rtx-vms Dilution Factor: 1

Purge Volume 25000 (uL) pH: < 2 Soil Aliquot Vol: n.a. (uL)

Matrix: (soil/water) Water CONCENTRATION UNITS: (ug/L or ug/Kg) ug/L

CAS NO.	COMPOUND	CONC.	Q	MDL/LOD	RL/PQL	R
75-71-8	Dichlorodifluoromethane	1.0	U	0.25	1.0	r
74-87-3	Chloromethane	1.0	U	0.25	1.0	r
75-01-4	Vinyl Chloride	1.0	U	0.25	1.0	r
74-83-9	Bromomethane	1.0	U	0.25	1.0	r
75-00-3	Chloroethane	1.0	U	0.25	1.0	r
75-69-4	Trichlorofluoromethane	1.0	U	0.25	1.0	r
75-35-4	1,1-Dichloroethene	1.0	U	0.25	1.0	r
76-13-1	Trichlorotrifluoroethane	1.0	U	0.25	1.0	r
75-15-0	Carbon Disulfide	1.0	U	0.25	1.0	r
107-02-8	Acrolein	5.0	U	2.5	5.0	r
75-09-2	Methylene Chloride	1.0	U	1.0	1.0	r
67-64-1	Acetone	5.0	U	2.5	5.0	r
156-60-5	Trans-1,2-Dichloroethene	1.0	U	0.25	1.0	r
1634-04-4	Methyl t-Butyl Ether (MTBE)	1.0	U	0.25	1.0	r
75-34-3	1,1-Dichloroethane	1.0	U	0.25	1.0	r
107-13-1	Acrylonitrile	5.0	U	2.5	5.0	r
156-59-2	Cis-1,2-Dichloroethene	1.0	U	0.25	1.0	r
594-20-7	2,2-Dichloropropane	1.0	U	0.25	1.0	r
74-97-5	Bromochloromethane	1.0	U	0.25	1.0	r
67-66-3	Chloroform	1.0	U	0.25	1.0	r
56-23-5	Carbon Tetrachloride	1.0	U	0.25	1.0	r
109-99-9	Tetrahydrofuran (THF)	2.5	U	2.5	2.5	r
71-55-6	1,1,1-Trichloroethane	1.0	U	0.25	1.0	r
78-93-3	Methyl Ethyl Ketone	5.0	U	2.5	5.0	r
563-58-6	1,1-Dichloropropene	1.0	U	0.25	1.0	r
71-43-2	Benzene	0.70	U	0.25	0.70	r
107-06-2	1,2-Dichloroethane	1.0	U	0.25	1.0	r
79-01-6	Trichloroethene	1.0	U	0.25	1.0	r
74-95-3	Dibromomethane	1.0	U	0.25	1.0	r
78-87-5	1,2-dichloropropane	1.0	U	0.25	1.0	r
75-27-4	Bromodichloromethane	0.50	U	0.25	0.50	r
10061-01-5	cis-1,3-Dichloropropene	0.40	U	0.25	0.40	r
108-88-3	Toluene	1.0	U	0.25	1.0	r
108-10-1	4-Methyl-2-Pentanone	5.0	U	2.5	5.0	r
127-18-4	Tetrachloroethene	1.0	U	0.25	1.0	r
10061-02-6	trans-1,3-Dichloropropene	0.40	U	0.25	0.40	r

FORM I VOA

r=Result Reported U=Not Detected D=Reported Dilution E/J=Estimated Value X=Not Used S=Lab Solvent

CLIENT ID

VOLATILE ORGANICS ANALYSIS DATA SHEET

BY76293 BLANK

Client: NETC Lab: Phoenix Env. Labs

SDG No.: GBY76292 Lab Sample ID: BY76293 BL

Sample wt/vol: 25 (g/mL) mL Lab File ID: 0803P23.D

Level: (low/med/meth): Low Date Received: 08/01/17

% Moisture: n.a. Date Analyzed: 08/03/17

Instrument: CHEM02 Column: rtx-vms Dilution Factor: 1

Purge Volume 25000 (uL) pH: < 2 Soil Aliquot Vol: n.a. (uL)

Matrix: (soil/water) Water CONCENTRATION UNITS: (ug/L or ug/Kg) ug/L

CAS NO.	COMPOUND	CONC.	Q	MDL/LOD	RL/PQL	R
79-00-5	1,1,2-Trichloroethane	1.0	U	0.25	1.0	r
124-48-1	Dibromochloromethane	0.50	U	0.25	0.50	r
142-28-9	1,3-Dichloropropane	1.0	U	0.25	1.0	r
106-93-4	1,2-Dibromoethane	1.0	U	0.25	1.0	r
591-78-6	2-Hexanone	5.0	U	2.5	5.0	r
108-90-7	Chlorobenzene	1.0	U	0.25	1.0	r
100-41-4	Ethylbenzene	1.0	U	0.25	1.0	r
630-20-6	1,1,1,2-Tetrachloroethane	1.0	U	0.25	1.0	r
179601-23-1	m&p-Xylene	1.0	U	0.25	1.0	r
95-47-6	o-Xylene	1.0	U	0.25	1.0	r
100-42-5	Styrene	1.0	U	0.25	1.0	r
75-25-2	Bromoform	1.0	U	0.25	1.0	r
98-82-8	Isopropylbenzene	1.0	U	0.25	1.0	r
108-86-1	Bromobenzene	1.0	U	0.25	1.0	r
103-65-1	n-Propylbenzene	1.0	U	0.10	1.0	r
79-34-5	1,1,2,2-Tetrachloroethane	0.50	U	0.25	0.50	r
95-49-8	2-Chlorotoluene	1.0	U	0.25	1.0	r
108-67-8	1,3,5-Trimethylbenzene	1.0	U	0.25	1.0	r
96-18-4	1,2,3-Trichloropropane	1.0	U	0.25	1.0	r
110-57-6	trans-1,4-Dichloro-2-butene	5.0	U	2.5	5.0	r
106-43-4	4-Chlorotoluene	1.0	U	0.25	1.0	r
98-06-6	tert-Butylbenzene	1.0	U	0.25	1.0	r
95-63-6	1,2,4-Trimethylbenzene	1.0	U	0.25	1.0	r
135-98-8	sec-Butylbenzene	1.0	U	0.25	1.0	r
99-87-6	p-Isopropyltoluene	1.0	U	0.25	1.0	r
541-73-1	1,3-Dichlorobenzene	1.0	U	0.25	1.0	r
106-46-7	1,4-Dichlorobenzene	1.0	U	0.25	1.0	r
527-84-4	2-Isopropyltoluene	1.0	U	0.25	1.0	r
104-51-8	n-Butylbenzene	1.0	U	0.25	1.0	r
95-50-1	1,2-Dichlorobenzene	1.0	U	0.25	1.0	r
96-12-8	1,2-Dibromo-3-Chloropropane	1.0	U	0.50	1.0	r
87-68-3	Hexachlorobutadiene	0.40	U	0.25	0.40	r
120-82-1	1,2,4-Trichlorobenzene	1.0	U	0.25	1.0	r
91-20-3	Naphthalene	1.0	U	1.0	1.0	r
87-61-6	1,2,3-Trichlorobenzene	0.34	JB	0.25	1.0	r

FORM I VOA

r=Result Reported U=Not Detected D=Reported Dilution E/J=Estimated Value X=Not Used S=Lab Solvent

Quantitation Report (QT/LSC Reviewed)

Data Path : H:\V2017\CHEM02\08AUG\080317\
Data File : 0803P23.D
Acq On : 3 Aug 2017 5:14 pm
Operator :
Client ID : BY76293 BLANK
Lab ID : BY76293 BLANK
ALS Vial : 1 Sample Multiplier: 1

Quant Time: Aug 04 11:00:11 2017
Quant Method : H:\V2017\CHEM02\Methods\VT-P0803.M
Quant Title : VOA Standards for 5 point calibration
QLast Update : Thu Aug 03 14:32:12 2017
Response via : Initial Calibration

Compound	R.T.	QIon	Response	Conc	Units	Dev(Min)
Internal Standards						
1) Pentafluorobenzene	3.782	168	411158	10.000	ug/l	0.00
29) 1,4-Difluorobenzene	4.128	114	700351	10.000	ug/l	0.00
45) Chlorobenzene-d5	6.147	117	576207	10.000	ug/l	0.00
58) 1,4-Dichlorobenzene-d4	7.820	152	251090	10.000	ug/l	0.00
83) 1,4-Dioxane d8	4.614	96	31274	500.000	ug/l	0.00
System Monitoring Compounds						
27) % Dibromofluoromethane	3.479	192	28310	10.035	ug/l	0.00
Spiked Amount 10.000	Range 70 - 130		Recovery = 100.40%			
40) % Toluene-d8	5.043	98	829631	9.871	ug/l	0.00
Spiked Amount 10.000	Range 70 - 130		Recovery = 98.70%			
57) % Bromofluorobenzene	7.067	95	262736	9.665	ug/l	0.00
Spiked Amount 10.000	Range 70 - 130		Recovery = 96.60%			
59) % 1,2-dichlorobenzene-d4	8.076	152	193049	10.132	ug/l	0.00
Spiked Amount 10.000	Range 70 - 130		Recovery = 101.30%			
Target Compounds						Qvalue
82) 1,2,3-Trichlorobenzene	9.154	180	2089	0.342	ug/l	93

(#)out of range (m)manual integration reviewed by analyst (+)signals summed

Quantitation Report (QT/LSC Reviewed)

Data Path : H:\V2017\CHEM02\08AUG\080317\
Data File : 0803P23.D
Acq On : 3 Aug 2017 5:14 pm
Operator :
Client ID : BY76293 BLANK
Lab ID : BY76293 BLANK
ALS Vial : 1 Sample Multiplier: 1

Quant Time: Aug 04 11:00:11 2017
Quant Method : H:\V2017\CHEM02\Methods\VT-P0803.M
Quant Title : VOA Standards for 5 point calibration
QLast Update : Thu Aug 03 14:32:12 2017
Response via : Initial Calibration



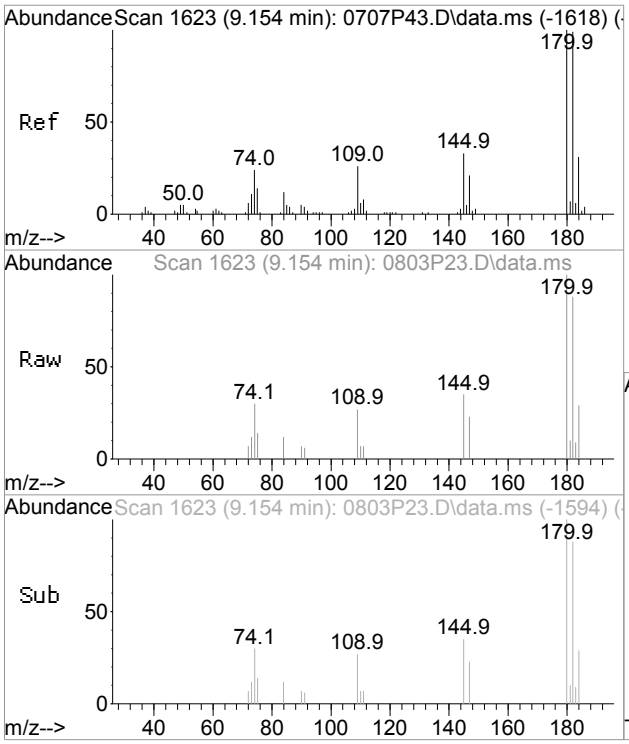

#82
1,2,3-Trichlorobenzene
Concen: 0.34 ug/l
RT: 9.154 min Scan# 1623
Delta R.T. -0.000 min
Lab File: 0803P23.D
Acq: 3 Aug 2017 5:14 pm

Tgt Ion:180 Resp: 2089

Ion	Ratio	Lower	Upper
180	100		
182	88.3	66.6	126.6
145	33.0	3.6	63.6

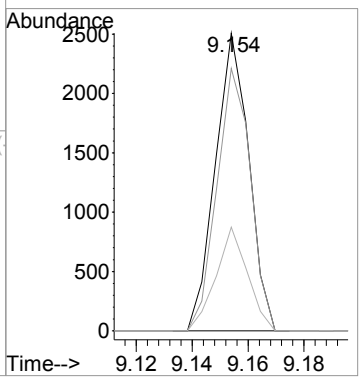

Injection Log

Data Directory: H:\V2017\CHEM02\08AUG\080317\

Line	Vl	FileName	SampleName	MiscInfo	Injection Time
1)	1	0803P01.D	BLANK		08/03/17 8:14
2)	1	0803P02.D	VOA 10 PPB STD	VOA50O I 08/03 E	08/03/17 8:36
3)	1	0803P03.D	LCS-VOA 10 PPB STD	VOA50J I 08/03 E	08/03/17 8:58
4)	1	0803P04.D	BLANK	+100 MULT	08/03/17 9:25
5)	1	0803P05.D	VOA 10 PPB STD	VOA50O I 08/03 E	08/03/17 9:52
6)	1	0803P06.D	LCS-VOA 10 PPB STD	VOA50J I 08/03 E	08/03/17 10:15
7)	1	0803P07.D	LCSD-VOA 10 PPB STD	VOA50J I 08/03 E	08/03/17 10:37
8)	1	0803P08.D	BLANK		08/03/17 10:59
9)	1	0803P09.D	BFB TUNE	BLANK	08/03/17 11:22
10)	1	0803P10.D	VOA 0.5 PPB STD	VOA50O I 08/03 E	08/03/17 11:44
11)	1	0803P11.D	ICAL 0.5	VOA 0.5 PPB STD	08/03/17 12:06
12)	1	0803P12.D	ICAL 2	VOA 2 PPB STD	08/03/17 12:29
13)	1	0803P13.D	ICAL 4	VOA 4 PPB STD	08/03/17 12:51
14)	1	0803P14.D	ICAL 10	VOA 10 PPB STD	08/03/17 13:14
15)	1	0803P15.D	ICAL 20	VOA 20 PPB STD	08/03/17 13:36
16)	1	0803P16.D	ICAL 30	VOA 30 PPB STD	08/03/17 13:59
17)	1	0803P17.D	BLANK		08/03/17 14:21
18)	1	0803P18.D	BLAH RUN		08/03/17 14:53
19)	1	0803P19.D	BFB TUNE - CCAL 10	VOA 10 PPB STD VOA50	08/03/17 15:15
20)	1	0803P20.D	BY76293 LCS	BY76293 LCS	08/03/17 16:01
21)	1	0803P21.D	BY76293 LCSD	BY76293 LCSD	08/03/17 16:23
22)	1	0803P22.D	BLANK		08/03/17 16:52
23)	1	0803P23.D	BY76293 BLANK	BY76293 BLANK	08/03/17 17:14
24)	1	0803P24.D	TRIP BLANK	BY76300	08/03/17 17:44
25)	1	0803P25.D	BB-2	BY76293	08/03/17 18:06
26)	1	0803P26.D	BB-2 DUP	BY76294	08/03/17 18:28
27)	1	0803P27.D	MW-6	BY76295	08/03/17 18:51
28)	1	0803P28.D	NE-1	BY76297	08/03/17 19:13
29)	1	0803P29.D	B4-1	BY76298	08/03/17 19:35
30)	1	0803P30.D	NW-1	BY76299	08/03/17 19:58
31)	1	0803P31.D	BY76573 #1 20X Ph<=2 v	$8260DP25R ASP (72Hr	08/03/17 20:20
32)	1	0803P32.D	BY76574 #1 20X Ph<=2 v	$8260DP25R ASP (72Hr	08/03/17 20:43
33)	1	0803P33.D	BY76575 #1 20X Ph<=2 v	$8260DP25R ASP (72Hr	08/03/17 21:05
34)	1	0803P34.D	BY76576 #1 20X Ph<=2 v	$8260DP25R ASP (72Hr	08/03/17 21:27
35)	1	0803P35.D	BY76577 #1 20X Ph<=2 v	$8260DP25R ASP (72Hr	08/03/17 21:50
36)	1	0803P36.D	BY76578 #1 20X Ph<=2 v	$8260DP25R ASP (72Hr	08/03/17 22:12
37)	1	0803P37.D	BY76992 #2 5X Ph<=2 v3	$8260GWR RCP (72Hr)	08/03/17 22:34
38)	1	0803P38.D	BLANK	Rinse Blank	08/03/17 22:57
39)	1	0803P39.D	BY76995 #2 50X Ph<=2 v	$8260GWR RCP (72Hr)	08/03/17 23:19
40)	1	0803P40.D	BY73915 #2 2X Ph>2 V3	$8260GWR 08/01 BEST	08/03/17 23:41
41)	1	0803P41.D	BY73916 #2 2X Ph>2 V2	$8260GWR 08/01 BEST	08/04/17 0:04
42)	1	0803P42.D	BY73917 #2 2X Ph>2 V4	$8260GWR 08/01 BEST	08/04/17 0:26
43)	1	0803P43.D	BY75451 #3 20X Ph<=2 v	$DP8260_TCLR NJRD /L	08/04/17 0:49
44)	1	0803P44.D	BB-2 MS	BY76293 MS	08/04/17 1:11
45)	1	0803P45.D	BB-2 MSD	BY76293 MSD	08/04/17 1:33
46)	1	0803P46.D	CCAL 10	VOA 10 PPB STD VOA50	08/04/17 1:56
47)	1	0803P47.D	VOA 10 PPB STD	VOA50O II 08/03 MNAZ	08/04/17 2:18
48)	1	0803P48.D	BLANK		08/04/17 2:41

PHOENIX
Environmental Laboratories, Inc.

587 East Middle Turnpike, P.O. Box 370, Manchester, CT 06040
Telephone: 860.645.1102 • Fax: 860.645.0823

NY ANALYTICAL SERVICES PROTOCOL
DATA PACKAGE

Client: NETC

125 BATH STREET

Laboratory Project: GBY76292

PCBs (SOIL)

Ver 1

Organic Data Flags

LOD(MDL): Limit of Detection or Method Detection Limit
The minimum reportable concentration that can be measured with confidence.

PQL(RL): Practical Quantitation Level or Reporting Level
This value is at or above the MDL and is supported by the lowest calibration standard.

· Q Qualifiers:

U - The compound was analyzed for but not detected at or above the MDL. The number immediately preceding the “U” represents the PQL reporting level corrected for percent solids, weight and/or volume calculations, and dilution factors.

J - Indicates an estimated value, may indicate one of the following, depending on the situation:
a) The reported value is estimated and below the MDL
b) Used when estimating a concentration for TIC where a 1:1 response is assumed or when the result indicates the presence of a compound that meets the indentification criteria, but the results is less than the quantitation limit, but greater than zero.
c) QC associated with this analyte is within warning limits.

X - The concentration is not reported. This quantitation file was not evaluated for this compound at this dilution; a volatile purging or related issue may be the cause.

L - Biased Low

N - The concentration is based on the response of the nearest internal. This flag is used on the TIC form for all compounds identified.

S - This compound is a solvent that is used in the laboratory. Laboratory contamination is suspected if concentration is less than five times the reporting level.

B - This compound was also present in the method blank

D - The reported concentration is the result of a diluted analysis.

E - The reported value is estimated because the concentration exceeded the calibration range.

A - Indicates that the tentatively identified compound is a suspected aldol condensation product. Aldol condensation products are produced during the extraction process.

Q - For TICS, this compound was quantitated using a calibration curve. This compound is part of the instrument method, but not part of the client target list.

P- Percent difference is greater than 25% between the two GC columns and the lower result is reported.

PHOENIX
Environmental Laboratories, Inc.
587 East Middle Turnpike, P.O.Box 370, Manchester, CT 06040
Tel. (860) 645-1102 Fax (860) 645-0823

ACCREDITED IN ACCORDANCE WITH nelac NY # 11301

SDG: GBY76292

PCBs Soil Conformance / Non-Conformance Summary

Project ID / Client ID: 125 BATH STREET, NETC

General Comments:

The samples were analyzed using a dual column ECD GC. Data files are labeled date-seq-A for the “A” channel and date-seq-B for the “B” channel. An acid cleanup was performed on all extracts.
The reporting levels (PQL) are supported by the lowest calibration standard. The laboratory defines the LOD/MDL as equivalent to the PQL/RL. It is part of Phoenix Lab's procedure to dilute all soil extracts prior to analysis.

Calibration:

As per the method, a five-point calibration of aroclors 1016 and 1260 is used to verify the linearity of all the aroclors. Aroclor 1254 was also analyzed as part of this run for verification. If any other aroclors had been detected, the samples would have been reanalyzed with that aroclor.

Form 2 (Surrogates):

All surrogates met criteria with the following exceptions: None.

Form 3 (Laboratory Control/Matrix Spike):

Sample: BY76292 LCS
All LCS recoveries met criteria with the following exceptions: None.
All LCSD recoveries met criteria with the following exceptions: None.
All LCS/LCSD RPDs met criteria with the following exceptions: None.

Sample: BY76292 MS
All MS recoveries met criteria with the following exceptions: None.
All MSD recoveries met criteria with the following exceptions: None.
All MS/MSD RPDs met criteria with the following exceptions: None.

Form 4 (Method Blank):

File: ECD1 802A007 / 802B007 (BY76292)
All compounds were non-detect with the following exceptions: None.

Form 6 (Initial Calibration Factors):

Method: ECD1 PC718AI
All compounds met crieria with the following exceptions: None.

Method: ECD1 PC718BI
All compounds met crieria with the following exceptions: None.

Form 7 (Calibration Verification):

All Calibration Blanks were non-detect with the following exceptions: None.

All Continuing Calibrations met criteria with the following exceptions: The continuing calibration check standard File: ECD1 802B022B had two peaks of Aroclor 1016 outside of the acceptance criteria. The average for Aroclor 1016 was within the criteria and no further action was required.

Form 8 (Internal Standard and Retention Time):

PHOENIX
Environmental Laboratories, Inc.
587 East Middle Turnpike, P.O.Box 370, Manchester, CT 06040
Tel. (860) 645-1102 Fax (860) 645-0823

ACCREDITED IN ACCORDANCE WITH nelac NY # 11301

SDG: GBY76292

PCBs Soil Conformance / Non-Conformance Summary

Project ID / Client ID: 125 BATH STREET, NETC

All Internal Standards / Retention Times met criteria with the following exceptions: None.

Form 10 (Confirmation Summary):

All Confirmation Summaries met %D criteria (40%) with the following exceptions:

Sample: BY76292 MSD - 802A011 / 802B011 : Aroclor-1260 (72.1 %)

08/09/17

Anil Makol
Project Manager

2F
SOIL PCB SURROGATE RECOVERY

Lab Name: Phoenix Environmental Client: NETC

Lab Code: Phoenix Case No.: SAS No.: SDG No.: GBY76292

GC Column(1): RTX-440 ID: 0.32 (mm) GC Column(2): Rxi-35sil MS ID: 0.32 (mm)

	LAB ID	TCX 1 %REC	#	TCX 2 %REC	#	DCB 1 %REC	#	DCB 2 %REC	#	TOT OUT	FILE ID
01	BY76292 BL	82		79		86		89		0	ECD1 802A007 | 802B007
02	BY76292 LCS	91		90		101		104		0	ECD1 802A008 | 802B008
03	BY76292 LCSD	88		87		104		105		0	ECD1 802A009 | 802B009
04	BY76292 MS	81		75		89		88		0	ECD1 802A010 | 802B010
05	BY76292 MSD	88		81		92		92		0	ECD1 802A011 | 802B011
06	BY76292 (2X)	84		68		93		98		0	ECD1 802A041 | 802B041
07											
08											
09											
10											
11											
12											
13											
14											
15											
16											
17											
18											
19											
20											
21											
22											
23											
24											
25											
26											
27											
28											
29											
30											

	ADVISORY QC LIMITS
TCX = Tetrachloro-m-xylene	30 - 150
DCB = Decachlorobiphenyl	30 - 150

\# = Column to be used to flag recovery values
* = Values outside of contract required QC limits
D = Surrogate diluted out
Int = Surrogate not reported due to Interference

3F

SOIL PCB LCS SPIKE/LCS SPIKE DUPLICATE RECOVERY

Lab Name: Phoenix Environmental Client: NETC

Lab Code: Phoenix Case No.: SAS No.: SDG No.: GBY76292

LCS Spike - Client Id.: BY76292 LCS Lab Id: BY76292 LCS

COMPOUND	SPIKE ADDED (ug/Kg)		LCS CONC (ug/Kg)	LCS % REC	#	QC. LIMITS REC.
Aroclor-1016	1670		1360	81		40 - 140
Aroclor-1260	1670		1450	87		40 - 140

COMPOUND	SPIKE ADDED (ug/Kg)	LCSD CONC (ug/Kg)	LCSD % REC	#	% RPD	#	QC LIMITS RPD	QC LIMITS REC.
Aroclor-1016	1670	1380	83		2.4		30	40 - 140
Aroclor-1260	1670	1470	88		1.1		30	40 - 140

FORM III PCB

3F

SOIL PCB MATRIX SPIKE/MATRIX SPIKE DUPLICATE RECOVERY

Lab Name: Phoenix Environmental Client: NETC

Lab Code: Phoenix Case No.: SAS No.: SDG No.: GBY76292

Matrix Spike - Client Id.: G CREEK STG BLD MS Lab Id: BY76292 MS

COMPOUND	SPIKE ADDED (ug/Kg)	SAMPLE CONCENTRATION (ug/Kg)	MS CONC (ug/Kg)	MS % REC	#	QC. LIMITS REC.
Aroclor-1016	2930	0	1850	63		40 - 140
Aroclor-1260	2930	140	2040	65		40 - 140

COMPOUND	SPIKE ADDED (ug/Kg)	MSD CONC (ug/Kg)	MSD % REC	#	% RPD	#	QC LIMITS RPD	QC LIMITS REC.
Aroclor-1016	2930	1930	66		4.7		30	40 - 140
Aroclor-1260	2930	2030	65		0.0		30	40 - 140

FORM III PCB

4C

PCB METHOD BLANK SUMMARY

CLIENT SAMPLE NO

BY76292 BL

Lab Name: Phoenix Environmental Client: NETC

Lab Code: Phoenix Case No.: SAS No.: SDG No.: GBY76292

Lab Sample ID: BY76292 BL Lab File ID: 802A007

Matrix: (soil/water) SOIL Extraction:(SepF/Cont/Sonc) 3545

Sulfur Cleanup:(Y/N) N Date Extracted: 08/01/17

Date Analyzed (1): 08/02/17 Date Analyzed (2): 08/02/17

Time Analyzed (1): 09:16 Time Analyzed (2): 09:16

Instrument ID (1): ECD1 Instrument ID (2): ECD1

GC Col.(1): RTX-440 ID: 0.32 (mm) GC Col.(2): Rxi-35sil MS ID: 0.32 (mm)

THIS METHOD BLANK APPLIES TO THE FOLLOWING SAMPLES, MS AND MSD:

	CLIENT SAMPLE NO.	LAB SAMPLE ID	DATE ANALYZED 1	DATE ANALYZED 2
01	BY76292 LCS	BY76292 LCS	08/02/17	08/02/17
02	BY76292 LCSD	BY76292 LCSD	08/02/17	08/02/17
03	G CREEK STG BLD MS	BY76292 MS	08/02/17	08/02/17
04	G CREEK STG BLD MSD	BY76292 MSD	08/02/17	08/02/17
05	G CREEK STG BLD (2X)	BY76292 (2X)	08/03/17	08/03/17
06				
07				
08				
09				
10				
11				
12				
13				
14				
15				
16				
17				
18				
19				
20				
21				
22				
23				
24				
25				

COMMENTS:

FORM IV PCB

8B
PCB ANALYTICAL SEQUENCE

Lab Name: Phoenix Environmental Labs Client: NETC

Lab Code: Phoenix Case No.: SAS No.: SDG No.: GBY76292

Lab File Id: 718A021 Date Analyzed: 07/18/17

Instrument ID: ECD1 Time Analyzed: 18:33

GC Col A: RTX-440 ID: 0.32

1-Bromo-2-Nitrobenze	INTERNAL STD AREA #	RT #
12 HOUR STD	1296808	2.74
UPPER LIMIT	2658455	3.24
LOWER LIMIT	641920	2.24

	CLIENT ID	LAB ID	FILE ID	INTERNAL STD AREA	RT	DATE ANALYZED	TIME ANALYZED
01	mix 1200;13h	mix 1200;13h	718A018	1198325	2.74	07/18/17	18:33
02	mix 1000;13e	mix 1000;13e	718A019	1203960	2.74	07/18/17	18:56
03	mix 800;13d	mix 800;13d	718A020	1174394	2.74	07/18/17	19:18
04	mix 600;14p	mix 600;14p	718A021	1296808	2.74	07/18/17	19:40
05	mix 400;13b	mix 400;13b	718A022	1263620	2.73	07/18/17	20:02
06	mix 200;13a	mix 200;13a	718A023	1202433	2.74	07/18/17	20:24
07	mix 100;12z	mix 100;12z	718A024	1247743	2.74	07/18/17	20:46
08	mix 50;13i	mix 50;13i	718A025	1207947	2.74	07/18/17	21:08
09							
10							
11							
12							
13							
14							
15							
16							
17							
18							
19							
20							
21							
22							
23							
24							
25							
26							

AREA UPPER LIMIT = +100% of internal standard area
AREA LOWER LIMIT = - 50% of internal standard area
RT UPPER LIMIT = +0.50 minutes of internal standard RT
RT LOWER LIMIT = -0.50 minutes of internal standard RT

Column used to flag internal standard area values with an asterisk.
* Values outside of QC limits.

FORM VIII PCB

8B
PCB ANALYTICAL SEQUENCE

Lab Name: Phoenix Environmental Labs Client: NETC

Lab Code: Phoenix Case No.: SAS No.: SDG No.: GBY76292

Lab File Id: 718B021 Date Analyzed: 07/18/17

Instrument ID: ECD1 Time Analyzed: 18:33

GC Col B: Rxi-35sil MS ID: 0.32

1-Bromo-2-Nitrobenze	INTERNAL STD AREA #	RT #
12 HOUR STD	924924	3.45
UPPER LIMIT	1896095	3.95
LOWER LIMIT	457838	2.95

	CLIENT ID	LAB ID	FILE ID	INTERNAL STD AREA	RT	DATE ANALYZED	TIME ANALYZED
01	mix 1200;13h	mix 1200;13h	718B018	870864	3.45	07/18/17	18:33
02	mix 1000;13e	mix 1000;13e	718B019	883895	3.44	07/18/17	18:56
03	mix 800;13d	mix 800;13d	718B020	861946	3.45	07/18/17	19:18
04	mix 600;14p	mix 600;14p	718B021	924924	3.45	07/18/17	19:40
05	mix 400;13b	mix 400;13b	718B022	919902	3.44	07/18/17	20:02
06	mix 200;13a	mix 200;13a	718B023	858199	3.45	07/18/17	20:24
07	mix 100;12z	mix 100;12z	718B024	878145	3.45	07/18/17	20:46
08	mix 50;13i	mix 50;13i	718B025	853856	3.45	07/18/17	21:08
09							
10							
11							
12							
13							
14							
15							
16							
17							
18							
19							
20							
21							
22							
23							
24							
25							
26							

AREA UPPER LIMIT = +100% of internal standard area
AREA LOWER LIMIT = - 50% of internal standard area
RT UPPER LIMIT = +0.50 minutes of internal standard RT
RT LOWER LIMIT = -0.50 minutes of internal standard RT

Column used to flag internal standard area values with an asterisk.
* Values outside of QC limits.

FORM VIII PCB

8B
PCB ANALYTICAL SEQUENCE

Lab Name: Phoenix Environmental Labs Client: NETC

Lab Code: Phoenix Case No.: SAS No.: SDG No.: GBY76292

Lab File Id: 802A003 Date Analyzed: 08/02/17

Instrument ID: ECD1 Time Analyzed: 10:44

GC Col A: RTX-440 ID: 0.32

1-Bromo-2-Nitrobenze	INTERNAL STD AREA #	RT #
12 HOUR STD	1519274	2.72
UPPER LIMIT	3114511	3.22
LOWER LIMIT	752041	2.22

	CLIENT ID	LAB ID	FILE ID	INTERNAL STD AREA	RT	DATE ANALYZED	TIME ANALYZED
01	hex	hex	802A002	1533185	2.71	08/02/17	06:27
02	mix 600;15w	mix 600;15w	802A003	1519274	2.72	08/02/17	06:49
03	BY76292 BL	BY76292 BL	802A007	1491559	2.72	08/02/17	09:16
04	BY76292 LCS	BY76292 LCS	802A008	1459297	2.72	08/02/17	09:38
05	BY76292 LCSD	BY76292 LCSD	802A009	1442351	2.72	08/02/17	10:00
06	G CREEK STG BLD M	BY76292 MS	802A010	1430942	2.72	08/02/17	10:22
07	G CREEK STG BLD M	BY76292 MSD	802A011	1385474	2.72	08/02/17	10:44
08	hex	hex	802A021	1492333	2.72	08/02/17	15:44
09	mix 600;15y	mix 600;15y	802A022B	1287620	2.72	08/02/17	18:34
10							
11							
12							
13							
14							
15							
16							
17							
18							
19							
20							
21							
22							
23							
24							
25							
26							

AREA UPPER LIMIT = +100% of internal standard area
AREA LOWER LIMIT = - 50% of internal standard area
RT UPPER LIMIT = +0.50 minutes of internal standard RT
RT LOWER LIMIT = -0.50 minutes of internal standard RT

Column used to flag internal standard area values with an asterisk.
* Values outside of QC limits.

FORM VIII PCB

8B
PCB ANALYTICAL SEQUENCE

Lab Name: Phoenix Environmental Labs Client: NETC

Lab Code: Phoenix Case No.: SAS No.: SDG No.: GBY76292

Lab File Id: 802B003 Date Analyzed: 08/02/17

Instrument ID: ECD1 Time Analyzed: 09:16

GC Col B: Rxi-35sil MS ID: 0.32

1-Bromo-2-Nitrobenze	INTERNAL STD AREA #	RT #
12 HOUR STD	898107	3.41
UPPER LIMIT	1841120	3.91
LOWER LIMIT	444563	2.91

	CLIENT ID	LAB ID	FILE ID	INTERNAL STD AREA	RT	DATE ANALYZED	TIME ANALYZED
01	hex	hex	802B002	901487	3.40	08/02/17	06:27
02	mix 600;15w	mix 600;15w	802B003	898107	3.41	08/02/17	06:49
03	BY76292 BL	BY76292 BL	802B007	941734	3.40	08/02/17	09:16
04	BY76292 LCS	BY76292 LCS	802B008	876329	3.41	08/02/17	09:38
05	BY76292 LCSD	BY76292 LCSD	802B009	879146	3.41	08/02/17	10:00
06	G CREEK STG BLD M	BY76292 MS	802B010	911366	3.41	08/02/17	10:22
07	G CREEK STG BLD M	BY76292 MSD	802B011	879718	3.41	08/02/17	10:44
08	hex	hex	802B021	932676	3.39	08/02/17	15:44
09	mix 600;15y	mix 600;15y	802B022B	923806	3.41	08/02/17	18:34
10							
11							
12							
13							
14							
15							
16							
17							
18							
19							
20							
21							
22							
23							
24							
25							
26							

AREA UPPER LIMIT = +100% of internal standard area
AREA LOWER LIMIT = - 50% of internal standard area
RT UPPER LIMIT = +0.50 minutes of internal standard RT
RT LOWER LIMIT = -0.50 minutes of internal standard RT

Column used to flag internal standard area values with an asterisk.
* Values outside of QC limits.

FORM VIII PCB

8B
PCB ANALYTICAL SEQUENCE

Lab Name: Phoenix Environmental Labs Client: NETC

Lab Code: Phoenix Case No.: SAS No.: SDG No.: GBY76292

Lab File Id: 802A034 Date Analyzed: 08/03/17

Instrument ID: ECD1 Time Analyzed: 01:38

GC Col A: RTX-440 ID: 0.32

1-Bromo-2-Nitrobenze	INTERNAL STD AREA #	RT #
12 HOUR STD	1290526	2.72
UPPER LIMIT	2645578	3.22
LOWER LIMIT	638810	2.22

	CLIENT ID	LAB ID	FILE ID	INTERNAL STD AREA	RT	DATE ANALYZED	TIME ANALYZED
01	hex	hex	802A033	1573453	2.73	08/02/17	22:40
02	mix 600;15y	mix 600;15y	802A034	1290526	2.72	08/02/17	23:02
03	G CREEK STG BLD (1	BY76292 (2X)	802A041	1560780	2.72	08/03/17	01:38
04	hex	hex	802A045	1607903	2.72	08/03/17	03:06
05	mix 600;15y	mix 600;15y	802A046	1453286	2.72	08/03/17	03:28
06							
07							
08							
09							
10							
11							
12							
13							
14							
15							
16							
17							
18							
19							
20							
21							
22							
23							
24							
25							
26							

AREA UPPER LIMIT = +100% of internal standard area
AREA LOWER LIMIT = - 50% of internal standard area
RT UPPER LIMIT = +0.50 minutes of internal standard RT
RT LOWER LIMIT = -0.50 minutes of internal standard RT

Column used to flag internal standard area values with an asterisk.
* Values outside of QC limits.

FORM VIII PCB

8B
PCB ANALYTICAL SEQUENCE

Lab Name: Phoenix Environmental Labs Client: NETC

Lab Code: Phoenix Case No.: SAS No.: SDG No.: GBY76292

Lab File Id: 802B034 Date Analyzed: 08/03/17

Instrument ID: ECD1 Time Analyzed: 01:38

GC Col B: Rxi-35sil MS ID: 0.32

1-Bromo-2-Nitrobenze	INTERNAL STD AREA #	RT #
12 HOUR STD	924849	3.41
UPPER LIMIT	1895941	3.91
LOWER LIMIT	457800	2.91

	CLIENT ID	LAB ID	FILE ID	INTERNAL STD AREA	RT	DATE ANALYZED	TIME ANALYZED
01	hex	hex	802B033	953278	3.42	08/02/17	22:40
02	mix 600;15y	mix 600;15y	802B034	924849	3.41	08/02/17	23:02
03	G CREEK STG BLD (1	BY76292 (2X)	802B041	1097348	3.41	08/03/17	01:38
04	hex	hex	802B045	961192	3.41	08/03/17	03:06
05	mix 600;15y	mix 600;15y	802B046	885160	3.41	08/03/17	03:28
06							
07							
08							
09							
10							
11							
12							
13							
14							
15							
16							
17							
18							
19							
20							
21							
22							
23							
24							
25							
26							

AREA UPPER LIMIT = +100% of internal standard area
AREA LOWER LIMIT = - 50% of internal standard area
RT UPPER LIMIT = +0.50 minutes of internal standard RT
RT LOWER LIMIT = -0.50 minutes of internal standard RT

Column used to flag internal standard area values with an asterisk.
* Values outside of QC limits.

FORM VIII PCB

1D

PCB ORGANICS ANALYSIS DATA SHEET

CLIENT SAMPLE NO.

G CREEK STG BLD

Lab Name: Phoenix Environmental Client: NETC

Lab Code: Phoenix Instr: ECD1 Column.: RTX-440 0.32 SDG No.: GBY76292

Matrix: (soil/water) SOIL Lab Sample ID: BY76292

Sample wt/vol: 15.47 (g/mL) g Lab File ID: 802A041

% Moisture: 44 decanted: (Y/N) N Date Received: 08/01/17

Extraction: (SepF/Cont/ASE) 3545 Date Extracted: 08/01/17

Concentrated Extract Volume: 5000 (uL) Date Analyzed: 08/03/17

Injection Volume: 1 (uL) Dilution Factor: 2

CONCENTRATION UNITS:
(mg/L or mg/Kg) ug/Kg

CAS NO.	COMPOUND	CF	CONC	P/C	Q	MDL	PQL
12674-11-2	Aroclor-1016	MC	120	C	U	120	120
11104-28-2	Aroclor-1221	MC	120	C	U	120	120
11141-16-5	Aroclor-1232	MC	120	C	U	120	120
53469-21-9	Aroclor-1242	MC	120	C	U	120	120
12672-29-6	Aroclor-1248	MC	120	C	U	120	120
11097-69-1	Aroclor-1254	MC	120	C	U	120	120
11096-82-5	Aroclor-1260	MC	120	C		120	120
37324-23-5	Aroclor-1262	MC	120	C	U	120	120
11100-14-4	Aroclor-1268	MC	120	C	U	120	120
2051-24-3	Decachlorobiphenyl	0.896	93	C		%	%
877-09-8	Tetrachloro-m-xylene	1.741	84	C		%	%

11096-82-5 Sample Result Calc: ((107.748raw * 2df * 5fv) / (15.47wt-vol * 0.56%sol) = 120

Both channels need to have the compound detected for a concentration to be reported on either channel.
U1=Due to matrix interference and/or the presence of a large amount of non-target material, the reporting level for this compound has been elevated.
U2=The presence of this compound was not confirmed by the analyst based on the characteristic pattern matching of multi-component parameters, retention time, and/or peak shape.

P/C: P=Primary Result C=Confirmation Result X=Not Used CF=Calculated Calibration/Response Factor MC=Multi-Component

1D

PCB ORGANICS ANALYSIS DATA SHEET

CLIENT SAMPLE NO.

G CREEK STG BLD

Lab Name: Phoenix Environmental Client: NETC

Lab Code: Phoenix Instr: ECD1 Column.: Rxi-35sil MS 0.32 SDG No.: GBY76292

Matrix: (soil/water) SOIL Lab Sample ID: BY76292

Sample wt/vol: 15.47 (g/mL) g Lab File ID: 802B041

% Moisture: 44 decanted: (Y/N) N Date Received: 08/01/17

Extraction: (SepF/Cont/ASE) 3545 Date Extracted: 08/01/17

Concentrated Extract Volume: 5000 (uL) Date Analyzed: 08/03/17

Injection Volume: 1 (uL) Dilution Factor: 2

CONCENTRATION UNITS:
(mg/L or mg/Kg) ug/Kg

CAS NO.	COMPOUND	CF	CONC	P/C	Q	MDL	PQL
12674-11-2	Aroclor-1016	MC	120	P	U	120	120
11104-28-2	Aroclor-1221	MC	120	P	U	120	120
11141-16-5	Aroclor-1232	MC	120	P	U	120	120
53469-21-9	Aroclor-1242	MC	120	P	U	120	120
12672-29-6	Aroclor-1248	MC	120	P	U	120	120
11097-69-1	Aroclor-1254	MC	120	P	U	120	120
11096-82-5	Aroclor-1260	MC	140	P		120	120
37324-23-5	Aroclor-1262	MC	120	P	U	120	120
11100-14-4	Aroclor-1268	MC	120	P	U	120	120
2051-24-3	Decachlorobiphenyl	1.192	98	P		%	%
877-09-8	Tetrachloro-m-xylene	1.699	68	P		%	%

11096-82-5 Sample Result Calc: ((119.377raw * 2df * 5fv) / (15.47wt-vol * 0.56%sol) = 140

Both channels need to have the compound detected for a concentration to be reported on either channel.
U1=Due to matrix interference and/or the presence of a large amount of non-target material, the reporting level for this compound has been elevated.
U2=The presence of this compound was not confirmed by the analyst based on the characteristic pattern matching of multi-component parameters, retention time, and/or peak shape.

P/C: P=Primary Result C=Confirmation Result X=Not Used CF=Calculated Calibration/Response Factor MC=Multi-Component

CLIENT SAMPLE NO

G CREEK STG BLD

PCB IDENTIFICATION SUMMARY

Lab Name: Phoenix Environmental Labs Client: NETC

Lab Code: Phoenix Lab File ID: 802A041 | 802B041 SDG No.: GBY76292

Lab SampleID: BY76292 Instrument ID: ECD1 Date Analyzed: 8/3/17 1:38

GC Column(A): RTX-440 ID: 0.32 (mm) GC Column(B): Rxi-35sil MS ID: 0.32 (mm)

ANALYTE	COL	RT	RT WINDOW FROM	RT WINDOW TO	CALCULATED CONC	CF	%RPD	*
Aroclor 1260-1	A	10.96	10.91	11.05	Not Used		NA	
	B	11.73	11.77	11.91	100	0.081		
Aroclor 1260-2	A	12.04	12.00	12.14	91	0.105	NA	
	B	12.81	12.85	12.99	Not Used			
Aroclor 1260-3	A	12.25	12.21	12.35	130	0.067	NA	
	B	12.89	12.94	13.08	140	0.071		
Aroclor 1260-4	A	12.36	12.32	12.46	Not Used		NA	
	B	13.01	13.05	13.19	170	0.041		
Aroclor 1260-5	A	12.66	12.62	12.76	150	0.066	NA	
	B	13.46	13.51	13.65	Not Used			
Aroclor-1260	A				120		NC	
	B				140			

Client Id: G CREEK STG BLD

Software Version: 4.1<1L22>
Date: 8/3/2017 08:34 AM
Sample Name : 76292 2x
Data File : E:\TC2017\ECD1\08-AUG\802A041.RAW Date: 8/3/2017 01:38 AM
Sequence File: E:\TC2017\ECD1\08-AUG\PCBSEQ.SEQ Cycle: 91 Channel : A
Instrument : AUTO_ECD1 Rack/Vial: 0/38 Operator:
Sample Amount : 1.0000 Dilution Factor : 1.00

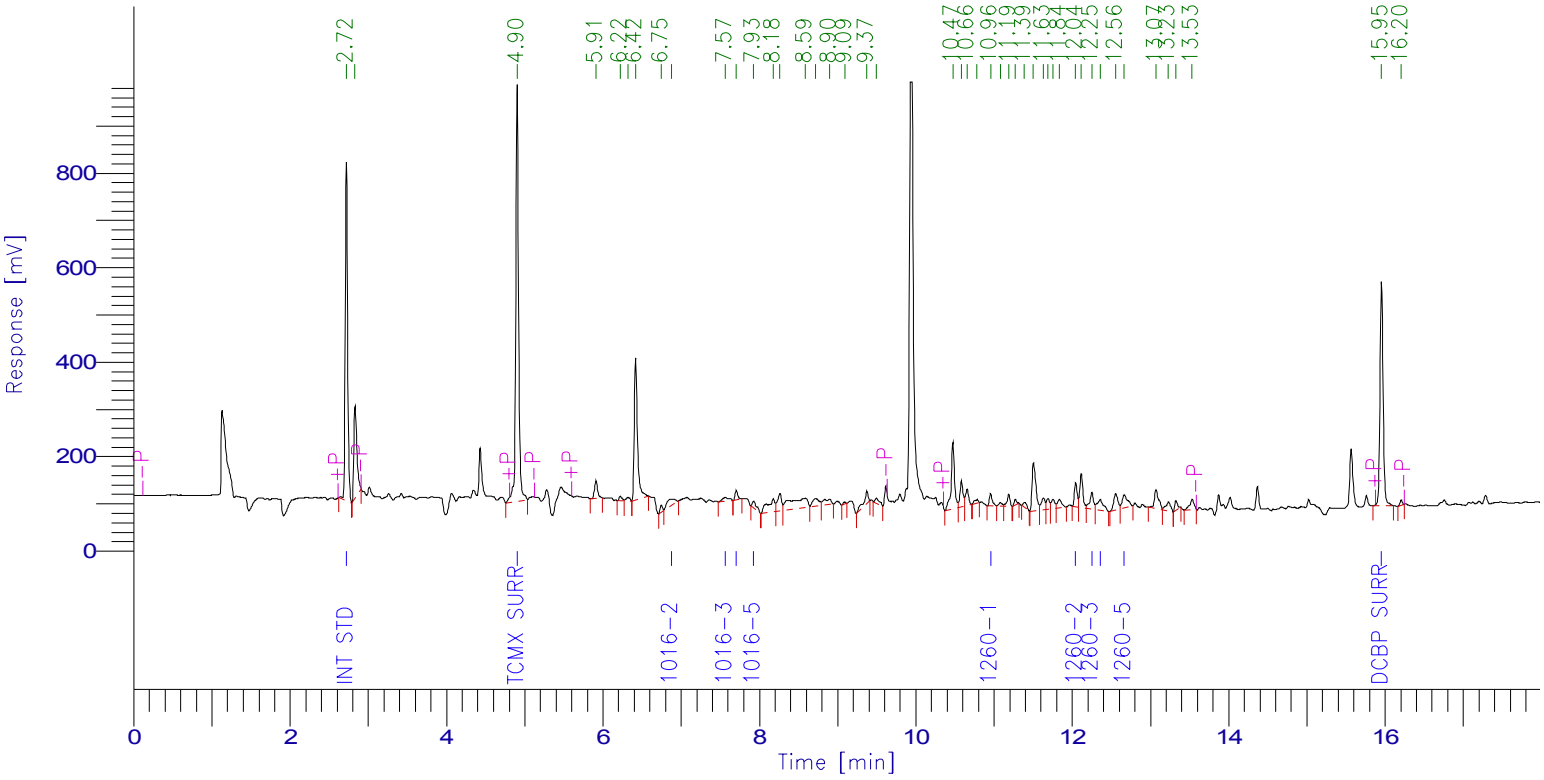

PCB Report

Time [min]	Component Name	Raw Amount	Area [µV·s]	Surrogate SM/WM	Surrogate QC / SL	Spike Rec Soils (%)	Spike Rec Water (%)
2.720	Int Std	100.0000	1560779.58	250.0000	100.0000	40.0000	20.0000
4.903	TCMX SURR	83.7663	2276423.51	209.4158	83.7663	33.5065	16.7533
5.763	1016-1	0.0000	0.00	0.0000	0.0000	0.0000	0.0000
6.875	1016-2	136.5323	102064.23	341.3308	136.5323	54.6129	27.3065
7.565	1016-3	18.8142	48755.76	47.0356	18.8142	7.5257	3.7628
7.705	1016-4	51.0480	48455.26	127.6200	51.0480	20.4192	10.2096
7.929	1016-5	73.2466	56463.22	183.1164	73.2466	29.2986	14.6493
10.956	1260-1	54.2795	66931.63	135.6986	54.2795	21.7118	10.8559
12.044	1260-2	78.7667	129038.24	196.9167	78.7667	31.5067	15.7533
12.249	1260-3	113.1140	119148.37	282.7850	113.1140	45.2456	22.6228
12.356	1260-4	209.3795	119276.65	523.4489	209.3795	83.7518	41.8759
12.664	1260-5	131.3624	135689.66	328.4059	131.3624	52.5449	26.2725
15.952	DCBP SURR	93.4599	1306935.61	233.6498	93.4599	37.3840	18.6920
		1143.7694	5969961.72				

Client Id: G CREEK STG BLD

Software Version: 4.1<1L22>
Date: 8/3/2017 08:35 AM
Sample Name : 76292 2x
Data File : E:\TC2017\ECD1\08-AUG\802B041.RAW Date: 8/3/2017 01:38 AM
Sequence File: E:\TC2017\ECD1\08-AUG\PCBSEQ.SEQ Cycle: 91 Channel : B
Instrument : AUTO_ECD1 Rack/Vial: 0/38 Operator:
Sample Amount : 1.0000 Dilution Factor : 1.00

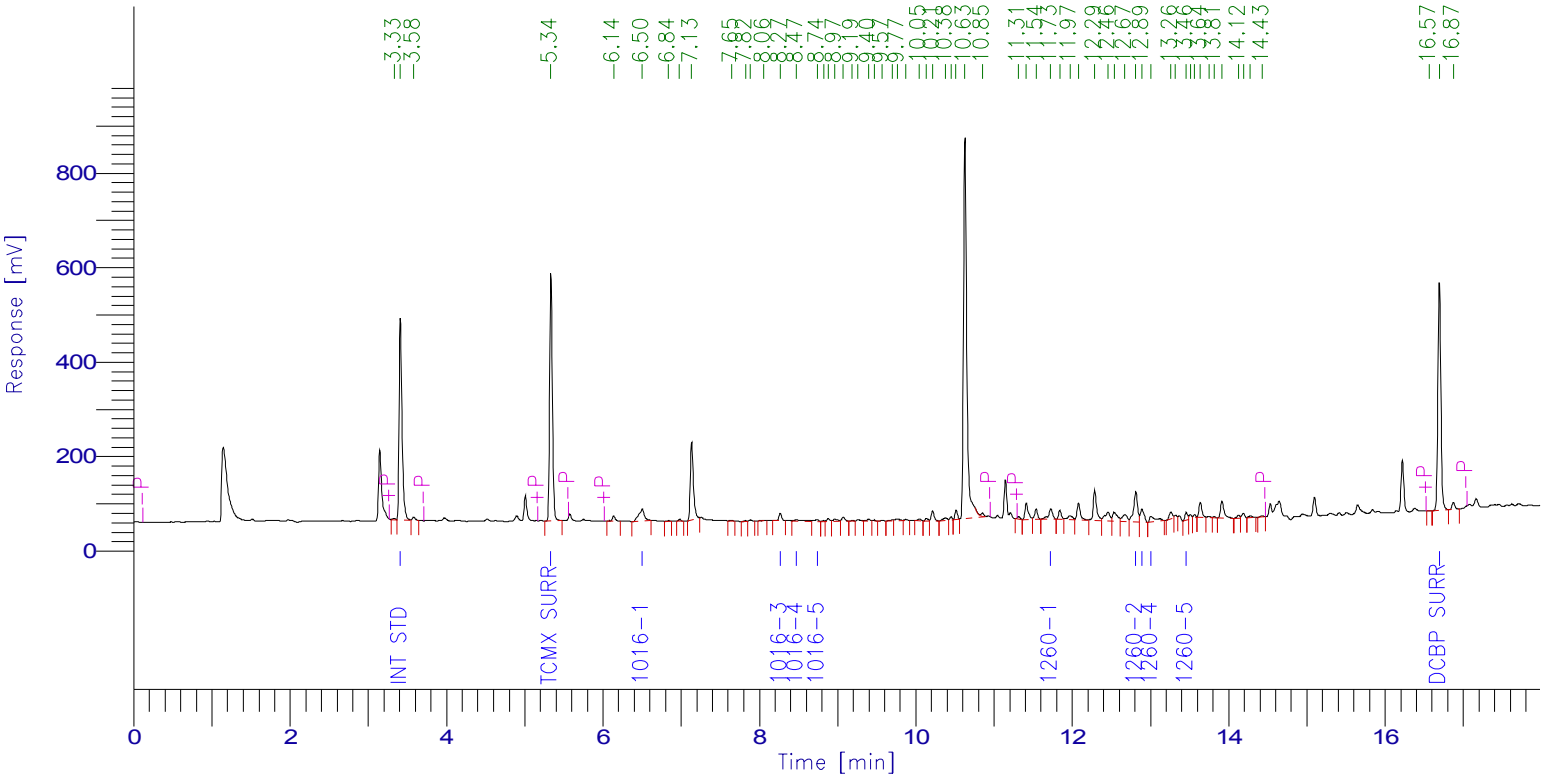

PCB Report

Time [min]	Component Name	Raw Amount	Area [µV·s]	Surrogate SM/WM	Surrogate QC / SL	Spike Rec Soils (%)	Spike Rec Water (%)
3.410	Int Std	100.0000	1097348.29	250.0000	100.0000	40.0000	20.0000
5.335	TCMX SURR	67.5671	1259673.54	168.9177	67.5671	27.0268	13.5134
6.504	1016-1	262.9765	123304.74	657.4412	262.9765	105.1906	52.5953
7.321	1016-2	0.0000	0.00	0.0000	0.0000	0.0000	0.0000
8.266	1016-3	21.4997	37788.27	53.7493	21.4997	8.5999	4.2999
8.472	1016-4	29.2113	19605.77	73.0284	29.2113	11.6845	5.8423
8.741	1016-5	28.6303	12884.53	71.5756	28.6303	11.4521	5.7261
11.725	1260-1	86.7926	76809.49	216.9814	86.7926	34.7170	17.3585
12.813	1260-2	194.0876	228163.50	485.2190	194.0876	77.6350	38.8175
12.891	1260-3	120.0718	94130.88	300.1795	120.0718	48.0287	24.0144
13.005	1260-4	151.2679	68363.92	378.1697	151.2679	60.5072	30.2536
13.457	1260-5	49.6599	43657.68	124.1496	49.6599	19.8639	9.9320
16.691	DCBP SURR	97.9446	1280898.03	244.8616	97.9446	39.1779	19.5889
		1209.7093	4342628.64				

6D
PCB INITIAL CALIBRATION OF SINGLE COMPONENT ANALYTES

Lab Name: Phoenix Environmental Client: NETC

Lab Code: Phoenix Case No.: SAS No.: SDG No.: GBY76292

Instrument ID: ECD1

GC Col A: RTX-440 ID: 0.32 (mm) Date(s) Analyzed: 07/18/17 07/18/17

Method File: PC718AI

COMPOUND	RT OF STANDARDS			MEAN	RT WINDOW	
	LOW 718A023	MID 718A021	HIGH 718A019	RT	FROM	TO
Aroclor 1016-1	5.8	5.8	5.8	5.80	5.75	5.85
Aroclor 1016-2	6.95	6.95	6.95	6.95	6.90	7.00
Aroclor 1016-3	7.59	7.59	7.59	7.59	7.54	7.64
Aroclor 1016-4	7.71	7.71	7.72	7.71	7.66	7.76
Aroclor 1016-5	7.91	7.91	7.91	7.91	7.86	7.96
Aroclor 1260-1	10.98	10.98	10.98	10.98	10.91	11.05
Aroclor 1260-2	12.07	12.07	12.07	12.07	12.00	12.14
Aroclor 1260-3	12.28	12.28	12.28	12.28	12.21	12.35
Aroclor 1260-4	12.38	12.39	12.39	12.39	12.32	12.46
Aroclor 1260-5	12.69	12.69	12.69	12.69	12.62	12.76
Decachlorobiphenyl	15.98	15.98	15.98	15.98	15.88	16.08
Tetrachloro-m-xylene	4.92	4.92	4.92	4.92	4.87	4.97

Retention time windows are ± 0.05 minutes for all compounds that elute before Aroclor 1260-1, ± 0.07 minutes for all other compounds, except ± 0.10 minutes for Decachlorobiphenyl.

FORM VI PCB

6D
PCB INITIAL CALIBRATION OF SINGLE COMPONENT ANALYTES

Lab Name: Phoenix Environmental Client: NETC

Lab Code: Phoenix Case No.: SAS No.: SDG No.: GBY76292

Instrument ID: ECD1

GC Col B: Rxi-35sil MS ID: 0.32 (mm) Date(s) Analyzed: 07/18/17 07/18/17

Method File: PC718BI

COMPOUND	RT OF STANDARDS			MEAN	RT WINDOW	
	LOW 718B023	MID 718B021	HIGH 718B019	RT	FROM	TO
Aroclor 1016-1	6.57	6.57	6.57	6.57	6.52	6.62
Aroclor 1016-2	7.40	7.40	7.40	7.40	7.35	7.45
Aroclor 1016-3	8.36	8.36	8.36	8.36	8.31	8.41
Aroclor 1016-4	8.56	8.56	8.56	8.56	8.51	8.61
Aroclor 1016-5	8.83	8.83	8.83	8.83	8.78	8.88
Aroclor 1260-1	11.84	11.84	11.84	11.84	11.77	11.91
Aroclor 1260-2	12.92	12.92	12.92	12.92	12.85	12.99
Aroclor 1260-3	13.01	13.01	13.01	13.01	12.94	13.08
Aroclor 1260-4	13.12	13.12	13.12	13.12	13.05	13.19
Aroclor 1260-5	13.58	13.59	13.59	13.59	13.51	13.65
Decachlorobiphenyl	16.83	16.84	16.84	16.84	16.74	16.94
Tetrachloro-m-xylene	5.39	5.39	5.39	5.39	5.34	5.44

Retention time windows are ± 0.05 minutes for all compounds that elute before Aroclor 1260-1, ± 0.07 minutes for all other compounds, except ± 0.10 minutes for Decachlorobiphenyl.

FORM VI PCB

6E

PCB INITIAL CALIBRATION OF SINGLE COMPONENT ANALYTES (FACTORS)

Lab Name: Phoenix Environmental Client: NETC

Lab Code: Phoenix Case No.: SAS No.: SDG No.: GBY76292

Instr ID: ECD1 Levels: 8

GC Col A: ID: (mm) Analysis Dates: 07/18/17 - 07/18/17

Method File: PC718AI

CALIBRATION FACTORS

COMPOUND	Level 1 718A024	Level 2 718A023	Level 3 718A022	Level 4 718A021	Level 5 718A020	Level 6 718A019	Level 7 718A018	Level 8 718A025	MEAN	%RSD	*
Aroclor 1016-1	0.047	0.045	0.042	0.038	0.037	0.035	0.034	0.048	0.041	13.72	
Aroclor 1016-2	0.052	0.051	0.048	0.043	0.043	0.042	0.041	0.063	0.048	15.20	
Aroclor 1016-3	0.198	0.186	0.167	0.147	0.144	0.138	0.131	0.217	0.166	18.90	
Aroclor 1016-4	0.071	0.068	0.062	0.055	0.054	0.053	0.050	0.074	0.061	14.63	
Aroclor 1016-5	0.056	0.055	0.051	0.045	0.045	0.043	0.042	0.058	0.049	12.96	
Aroclor 1260-1	0.093	0.090	0.080	0.071	0.069	0.067	0.063	0.101	0.079	17.72	
Aroclor 1260-2	0.123	0.114	0.104	0.093	0.097	0.095	0.090	0.124	0.105	13.10	
Aroclor 1260-3	0.079	0.074	0.066	0.057	0.059	0.058	0.055	0.092	0.067	19.57	
Aroclor 1260-4	0.040	0.039	0.036	0.033	0.033	0.033	0.032	0.045	0.036	12.30	
Aroclor 1260-5	0.077	0.069	0.066	0.061	0.060	0.060	0.056	0.082	0.066	13.68	
Decachlorobiphenyl	0.985	0.932	0.897	0.846	0.806	0.796	0.761	1.145	0.896	13.99	
Tetrachloro-m-xylene	1.844	1.706	1.649	1.572	1.496			2.180	1.741	14.10	

%RSD must be less than or equal 20.0% for all compounds. (*) Criteria exceeded.

FORM VI PCB

6E

PCB INITIAL CALIBRATION OF SINGLE COMPONENT ANALYTES (FACTORS)

Lab Name: Phoenix Environmental Client: NETC

Lab Code: Phoenix Case No.: SAS No.: SDG No.: GBY76292

Instr ID: ECD1 Levels: 8

GC Col B: ID: (mm) Analysis Dates: 07/18/17 - 07/18/17

Method File: PC718BI

CALIBRATION FACTORS

COMPOUND	Level 1 718B024	Level 2 718B023	Level 3 718B022	Level 4 718B021	Level 5 718B020	Level 6 718B019	Level 7 718B018	Level 8 718B025	MEAN	%RSD	*
Aroclor 1016-1	0.050	0.047	0.043	0.039	0.037	0.037	0.035	0.053	0.043	15.85	
Aroclor 1016-2	0.087	0.083	0.076	0.070	0.067	0.066	0.064	0.089	0.075	13.16	
Aroclor 1016-3	0.190	0.177	0.158	0.144	0.139	0.135	0.131	0.207	0.160	17.49	
Aroclor 1016-4	0.067	0.068	0.063	0.058	0.056	0.055	0.053	0.070	0.061	10.70	
Aroclor 1016-5	0.048	0.045	0.041	0.038	0.037	0.036	0.035	0.047	0.041	12.57	
Aroclor 1260-1	0.088	0.095	0.084	0.074	0.072	0.072	0.069	0.092	0.081	12.78	
Aroclor 1260-2	0.123	0.117	0.106	0.099	0.095	0.095	0.093	0.129	0.107	13.10	
Aroclor 1260-3	0.082	0.077	0.071	0.066	0.063	0.064	0.061	0.086	0.071	13.36	
Aroclor 1260-4	0.045	0.043	0.042	0.039	0.035	0.036	0.035	0.056	0.041	17.30	
Aroclor 1260-5	0.089	0.089	0.079	0.075	0.071	0.072	0.069	0.097	0.080	12.73	
Decachlorobiphenyl	1.268	1.232	1.193	1.154	1.095	1.089	1.061	1.442	1.192	10.45	
Tetrachloro-m-xylene	1.790	1.669	1.621	1.575	1.479			2.060	1.699	12.05	

%RSD must be less than or equal 20.0% for all compounds. (*) Criteria exceeded.

FORM VI PCB

Turbochrom Method File : E:\TC2017\ECD1\07-JUL\PC718AI.MTH
Created by : AM on : 7/19/2017 07:57 AM
Edited by : god on : 7/19/2017 08:03 AM
Description :

Number of Times Edited : 8
Number of Times Calibrated : 5483

Instrument Conditions :

au-ECD1

Instrument Control Method:

Instrument name : AUTO_ECD1

Channel Parameters:

Data will be collected from both channels

Channel A signal source: DetA		Channel B signal source: DetB	
Analog Output	: INT	Analog Output	: INT
Attenuation	: -5	Attenuation	: -5
Offset	: 5.0 mV	Offset	: 5.0 mV

Delay Time : 0.00 min.
Run Time : 18.00 min.
Sampling Rate : 3.1250 pts/s

Autosampler Method:

Injection Volume	: 1.0 µl	Pre-Sequence Washes	: 0
Injection Speed	: NORM	Sample Washes	: 2
Viscosity Delay	: 0	Sample Pumps	: 4
Waste Vial	: 1	Solvent A Washes	: 4

Carriers Parameters:

Carrier A control : Press - PSIG
Initial Setpoint : 0.0 Initial Hold : 0.00 min

Carrier B control : NONE
Initial Setpoint : 0 Initial Hold : 0.00 min

Auxiliary Pneumatic 1 :
Auxiliary Pneumatic 1 setpoint : 0
Auxiliary Pneumatic 2 :
Auxiliary Pneumatic 2 setpoint : 0
Auxiliary Pneumatic 3 :
Auxiliary Pneumatic 3 setpoint : 0
Auxiliary Pneumatic 4 :
Auxiliary Pneumatic 4 setpoint : 0

Valve configuration and settings:

Valve 1	: NONE	Valve 2	: NONE
Valve 3	: NONE	Valve 4	: NONE
Valve 5	: NONE	Valve 6	: NONE

Detector Parameters:

Detector A : ECD		Detector B : ECD	
Range	: 1	Range	: 1

Time Constant : 200	Time Constant : 200
Autozero : OFF	Autozero : OFF
Ref Gas Flow : 30.0 mL/m	Ref Gas Flow : 30.0 mL/m
MkUp Gas Flow : 0.0 mL/m	MkUp Gas Flow : 0.0 mL/m

Heated Zones:

Injector A :
Injector A Setpoint : 250°
Injector B :
Injector B Setpoint : OFF
Detector A : 380°
Detector B : 380°
Auxiliary (NONE) : 0°

Oven Program:

Cryogenics : OFF
Initial Temp : 140° Maximum Temp : 350°
Initial Hold : 1.00 min Equilibration Time : 0.5 min
Ramp 1 : 10.5 °/min to 310°, hold for 0.81 min

Total Run Time : 18.00 min

Timed Events:

There are no timed events in the method

Real Time Plot Parameters :

Channel A -- Pages: 1 Offset: 0.000 mV Scale: 1000.000 mV
Channel B -- Pages: 1 Offset: 0.000 mV Scale: 1000.000 mV

Processing Parameters :

Bunch Factor : 2 points
Noise Threshold : 990 µV
Area Threshold : 9291.00 µV

Peak Separation Criteria
Width Ratio : 0.200
Valley-to-Peak Ratio : 0.010

Exponential Skim Criteria
Peak Height Ratio : 5.000
Adjusted Height Ratio : 4.000
Valley Height Ratio : 3.000

Baseline Timed Events :

Event #1 - -P at 0.122
Event #2 - +P at 2.613
Event #3 - -P at 2.911
Event #4 - +P at 4.812
Event #5 - -P at 5.125
Event #6 - +P at 5.601
Event #7 - -P at 9.631
Event #8 - +P at 10.354
Event #9 - -P at 13.588
Event #10 - +P at 15.880

Event #11 - -P at 16.242

Annotated Replot Parameters :
No replot will be printed

Report Format files :
No report format files given

User Programs :
No user programs will be executed

Global Information :
Default Sample Volume : 1.000 uL
Quantitation Units :
Void Time : 0.000 min
Correct amounts during calibration : NO
Reject outliers during calibration : NO
An Internal Standard calibration will be used
Unknown peaks will be quantitated using a response factor of 1.000000

Component Information :
Int Std
Component Type : Single Peak Component
Retention Time : 2.737 min Search Window: 1.00 s, 1.00 %
Reference Component:
Find peak closest to expected RT in window
Internal Standard :
Use Average Calibration Factor (Area ratio / Amount ratio)
User Values:
Label :
Value 1: 0.000000
Value 2: 0.000000
Value 3: 0.000000
Value 4: 0.000000
Value 5: 0.000000
Calibration Levels:

Level Name	Amount	Area	Height	ISTD Resp.	ISTD Amt.	# Replicates
0.5	100.0000	1207947.17	523147.33	1.0000	1.0000	1
1	100.0000	1247742.83	528862.09	1.0000	1.0000	1
2	100.0000	1202433.08	517941.44	1.0000	1.0000	1
3	100.0000	1263619.52	547959.62	1.0000	1.0000	1
4	100.0000	1296807.51	533326.07	1.0000	1.0000	1
5	100.0000	1174393.84	506519.45	1.0000	1.0000	1
6	100.0000	1203959.86	525228.41	1.0000	1.0000	1
7	100.0000	1198324.62	516035.37	1.0000	1.0000	1

Average Calibration Factor = 1.000000 (%RSD = 0.00)

TCMX SURR
Component Type : Single Peak Component
Retention Time : 4.925 min Search Window: 3.50 s, 1.00 %
Reference Component:
Find peak closest to expected RT in window
Internal Standard : Int Std
Use Average Calibration Factor (Area ratio / Amount ratio)
User Values:
Label :
Value 1: 0.000000

Value 2: 0.000000
Value 3: 0.000000
Value 4: 0.000000
Value 5: 0.000000

Calibration Levels:

Level Name	Amount	Area	Height	ISTD Resp.	ISTD Amt.	# Replicates
0.5	10.0000	263325.40	115708.41	0.2180	0.1000	1
1	20.0000	460180.71	201322.83	0.3688	0.2000	1
2	40.0000	820304.47	354662.30	0.6822	0.4000	1
3	60.0000	1250393.20	520175.22	0.9895	0.6000	1
4	80.0000	1630849.55	664731.00	1.2576	0.8000	1
5	100.0000	1757284.28	735086.52	1.4963	1.0000	1

Average Calibration Factor = 1.741174 (%RSD = 14.10)

1016-1

Component Type : Single Peak Component
Retention Time : 5.800 min Search Window: 1.00 s, 1.00 %
Reference Component:
Find peak closest to expected RT in window
Internal Standard : Int Std
Use Average Calibration Factor (Area ratio / Amount ratio)
User Values:
Label :
Value 1: 0.000000
Value 2: 0.000000
Value 3: 0.000000
Value 4: 0.000000
Value 5: 0.000000

Calibration Levels:

Level Name	Amount	Area	Height	ISTD Resp.	ISTD Amt.	# Replicates
0.5	50.0000	28915.61	13047.99	0.0239	0.5000	1
1	100.0000	58488.93	26055.15	0.0469	1.0000	1
2	200.0000	108876.52	46791.67	0.0905	2.0000	1
3	400.0000	210594.84	89035.08	0.1667	4.0000	1
4	600.0000	292544.36	120278.06	0.2256	6.0000	1
5	800.0000	342984.11	143065.57	0.2921	8.0000	1
6	1000.0000	424213.96	178038.04	0.3523	10.0000	1
7	1200.0000	485065.48	201396.71	0.4048	12.0000	1

Average Calibration Factor = 0.040595 (%RSD = 13.72)

1016-2

Component Type : Single Peak Component
Retention Time : 6.951 min Search Window: 1.00 s, 1.00 %
Reference Component: 1016-1
Find peak closest to expected RT in window
Internal Standard : Int Std
Use Average Calibration Factor (Area ratio / Amount ratio)
User Values:
Label :
Value 1: 0.000000
Value 2: 0.000000
Value 3: 0.000000
Value 4: 0.000000
Value 5: 0.000000

Calibration Levels:

Level Name	Amount	Area	Height	ISTD Resp.	ISTD Amt.	# Replicates
0.5	50.0000	37902.39	12247.58	0.0314	0.5000	1
1	100.0000	64675.18	19807.67	0.0518	1.0000	1
2	200.0000	123386.41	37652.37	0.1026	2.0000	1
3	400.0000	241259.00	72523.62	0.1909	4.0000	1

4	600.0000	335490.05	99664.76	0.2587	6.0000	1
5	800.0000	400742.96	118259.94	0.3412	8.0000	1
6	1000.0000	510541.62	146799.11	0.4241	10.0000	1
7	1200.0000	594843.40	169737.72	0.4964	12.0000	1

Average Calibration Factor = 0.047896 (%RSD = 15.20)

1016-3

Component Type : Single Peak Component
Retention Time : 7.590 min Search Window: 1.00 s, 1.00 %
Reference Component: 1016-1
Find peak closest to expected RT in window
Internal Standard : Int Std
Use Average Calibration Factor (Area ratio / Amount ratio)
User Values:
Label :
Value 1: 0.000000
Value 2: 0.000000
Value 3: 0.000000
Value 4: 0.000000
Value 5: 0.000000
Calibration Levels:

Level Name	Amount	Area	Height	ISTD Resp.	ISTD Amt.	# Replicates
0.5	50.0000	131203.73	35595.35	0.1086	0.5000	1
1	100.0000	246659.93	66659.92	0.1977	1.0000	1
2	200.0000	448425.13	118875.79	0.3729	2.0000	1
3	400.0000	844052.28	221109.56	0.6680	4.0000	1
4	600.0000	1140431.48	299706.67	0.8794	6.0000	1
5	800.0000	1349308.28	351149.74	1.1489	8.0000	1
6	1000.0000	1666510.55	431636.77	1.3842	10.0000	1
7	1200.0000	1887980.23	489789.49	1.5755	12.0000	1

Average Calibration Factor = 0.166034 (%RSD = 18.90)

1016-4

Component Type : Single Peak Component
Retention Time : 7.717 min Search Window: 1.00 s, 1.00 %
Reference Component: 1016-1
Find peak closest to expected RT in window
Internal Standard : Int Std
Use Average Calibration Factor (Area ratio / Amount ratio)
User Values:
Label :
Value 1: 0.000000
Value 2: 0.000000
Value 3: 0.000000
Value 4: 0.000000
Value 5: 0.000000
Calibration Levels:

Level Name	Amount	Area	Height	ISTD Resp.	ISTD Amt.	# Replicates
0.5	50.0000	44407.26	18251.39	0.0368	0.5000	1
1	100.0000	88214.68	35237.48	0.0707	1.0000	1
2	200.0000	162988.49	64453.87	0.1355	2.0000	1
3	400.0000	312479.80	121276.05	0.2473	4.0000	1
4	600.0000	429719.73	165334.59	0.3314	6.0000	1
5	800.0000	507741.68	194851.37	0.4323	8.0000	1
6	1000.0000	637751.02	241122.42	0.5297	10.0000	1
7	1200.0000	725722.22	274431.83	0.6056	12.0000	1

Average Calibration Factor = 0.060816 (%RSD = 14.63)

1016-5

Component Type : Single Peak Component

Retention Time : 7.908 min Search Window: 1.00 s, 1.00 %
Reference Component: 1016-1
Find peak closest to expected RT in window
Internal Standard : Int Std
Use Average Calibration Factor (Area ratio / Amount ratio)
User Values:
Label :
Value 1: 0.000000
Value 2: 0.000000
Value 3: 0.000000
Value 4: 0.000000
Value 5: 0.000000
Calibration Levels:

Level Name	Amount	Area	Height	ISTD Resp.	ISTD Amt.	# Replicates
0.5	50.0000	35140.40	15662.57	0.0291	0.5000	1
1	100.0000	69809.61	30915.02	0.0559	1.0000	1
2	200.0000	132115.02	56798.53	0.1099	2.0000	1
3	400.0000	257147.92	107188.24	0.2035	4.0000	1
4	600.0000	353047.00	148318.11	0.2722	6.0000	1
5	800.0000	420161.33	176095.80	0.3578	8.0000	1
6	1000.0000	523576.24	215845.11	0.4349	10.0000	1
7	1200.0000	598098.15	246285.76	0.4991	12.0000	1

Average Calibration Factor = 0.049390 (%RSD = 12.96)

1260-1
Component Type : Single Peak Component
Retention Time : 10.985 min Search Window: 0.50 s, 0.50 %
Reference Component:
Find peak closest to expected RT in window
Internal Standard : Int Std
Use Average Calibration Factor (Area ratio / Amount ratio)
User Values:
Label :
Value 1: 0.000000
Value 2: 0.000000
Value 3: 0.000000
Value 4: 0.000000
Value 5: 0.000000
Calibration Levels:

Level Name	Amount	Area	Height	ISTD Resp.	ISTD Amt.	# Replicates
0.5	50.0000	60753.41	26114.01	0.0503	0.5000	1
1	100.0000	115485.54	48259.82	0.0926	1.0000	1
2	200.0000	216433.17	88730.66	0.1800	2.0000	1
3	400.0000	406063.35	164471.75	0.3213	4.0000	1
4	600.0000	550318.77	220591.47	0.4244	6.0000	1
5	800.0000	645734.70	260935.31	0.5498	8.0000	1
6	1000.0000	801628.87	324592.45	0.6658	10.0000	1
7	1200.0000	899009.68	365399.40	0.7502	12.0000	1

Average Calibration Factor = 0.079005 (%RSD = 17.72)

1260-2
Component Type : Single Peak Component
Retention Time : 12.073 min Search Window: 0.50 s, 0.50 %
Reference Component: 1260-1
Find peak closest to expected RT in window
Internal Standard : Int Std
Use Average Calibration Factor (Area ratio / Amount ratio)
User Values:
Label :
Value 1: 0.000000

Value 2: 0.000000
Value 3: 0.000000
Value 4: 0.000000
Value 5: 0.000000

Calibration Levels:

Level Name	Amount	Area	Height	ISTD Resp.	ISTD Amt.	# Replicates
0.5	50.0000	74907.57	27086.16	0.0620	0.5000	1
1	100.0000	153763.23	50185.08	0.1232	1.0000	1
2	200.0000	274484.13	94670.38	0.2283	2.0000	1
3	400.0000	523813.21	177119.08	0.4145	4.0000	1
4	600.0000	721345.08	241190.59	0.5562	6.0000	1
5	800.0000	913006.69	287753.31	0.7774	8.0000	1
6	1000.0000	1142810.74	363639.30	0.9492	10.0000	1
7	1200.0000	1292246.49	411077.09	1.0784	12.0000	1

Average Calibration Factor = 0.104963 (%RSD = 13.10)

1260-3

Component Type : Single Peak Component
Retention Time : 12.279 min Search Window: 0.50 s, 0.50 %
Reference Component: 1260-1
Find peak closest to expected RT in window
Internal Standard : Int Std
Use Average Calibration Factor (Area ratio / Amount ratio)
User Values:
Label :
Value 1: 0.000000
Value 2: 0.000000
Value 3: 0.000000
Value 4: 0.000000
Value 5: 0.000000

Calibration Levels:

Level Name	Amount	Area	Height	ISTD Resp.	ISTD Amt.	# Replicates
0.5	50.0000	55663.70	21427.98	0.0461	0.5000	1
1	100.0000	98075.36	40043.26	0.0786	1.0000	1
2	200.0000	179144.06	71545.09	0.1490	2.0000	1
3	400.0000	333669.33	137357.27	0.2641	4.0000	1
4	600.0000	445235.37	185066.52	0.3433	6.0000	1
5	800.0000	554077.95	221059.76	0.4718	8.0000	1
6	1000.0000	697408.19	274581.37	0.5793	10.0000	1
7	1200.0000	783902.28	313553.95	0.6542	12.0000	1

Average Calibration Factor = 0.067489 (%RSD = 19.57)

1260-4

Component Type : Single Peak Component
Retention Time : 12.388 min Search Window: 0.50 s, 0.70 %
Reference Component: 1260-1
Find peak closest to expected RT in window
Internal Standard : Int Std
Use Average Calibration Factor (Area ratio / Amount ratio)
User Values:
Label :
Value 1: 0.000000
Value 2: 0.000000
Value 3: 0.000000
Value 4: 0.000000
Value 5: 0.000000

Calibration Levels:

Level Name	Amount	Area	Height	ISTD Resp.	ISTD Amt.	# Replicates
0.5	50.0000	26972.62	10984.14	0.0223	0.5000	1
1	100.0000	50095.05	22273.92	0.0401	1.0000	1

2	200.0000	94652.63	39417.46	0.0787	2.0000	1
3	400.0000	183452.31	76791.52	0.1452	4.0000	1
4	600.0000	255771.02	104804.92	0.1972	6.0000	1
5	800.0000	312346.70	128285.09	0.2660	8.0000	1
6	1000.0000	403218.49	160844.78	0.3349	10.0000	1
7	1200.0000	459722.77	182258.38	0.3836	12.0000	1

Average Calibration Factor = 0.036499 (%RSD = 12.30)

1260-5

Component Type : Single Peak Component
Retention Time : 12.690 min Search Window: 0.50 s, 0.70 %
Reference Component: 1260-1
Find peak closest to expected RT in window
Internal Standard : Int Std
Use Average Calibration Factor (Area ratio / Amount ratio)
User Values:
Label :
Value 1: 0.000000
Value 2: 0.000000
Value 3: 0.000000
Value 4: 0.000000
Value 5: 0.000000
Calibration Levels:

Level Name	Amount	Area	Height	ISTD Resp.	ISTD Amt.	# Replicates
0.5	50.0000	49353.32	20880.25	0.0409	0.5000	1
1	100.0000	95753.01	37427.35	0.0767	1.0000	1
2	200.0000	165074.81	67851.01	0.1373	2.0000	1
3	400.0000	333963.43	131965.54	0.2643	4.0000	1
4	600.0000	472485.16	181840.51	0.3643	6.0000	1
5	800.0000	561099.13	214752.95	0.4778	8.0000	1
6	1000.0000	719815.54	267166.48	0.5979	10.0000	1
7	1200.0000	805925.47	297600.10	0.6725	12.0000	1

Average Calibration Factor = 0.066181 (%RSD = 13.68)

DCBP SURR

Component Type : Single Peak Component
Retention Time : 15.981 min Search Window: 1.00 s, 1.00 %
Reference Component:
Find peak closest to expected RT in window
Internal Standard : Int Std
Use Average Calibration Factor (Area ratio / Amount ratio)
User Values:
Label :
Value 1: 0.000000
Value 2: 0.000000
Value 3: 0.000000
Value 4: 0.000000
Value 5: 0.000000
Calibration Levels:

Level Name	Amount	Area	Height	ISTD Resp.	ISTD Amt.	# Replicates
0.5	10.0000	138298.41	57608.41	0.1145	0.1000	1
1	20.0000	245733.77	99769.54	0.1969	0.2000	1
2	40.0000	448142.14	176789.65	0.3727	0.4000	1
3	60.0000	680267.04	267888.73	0.5383	0.6000	1
4	80.0000	877492.13	342798.85	0.6767	0.8000	1
5	100.0000	947143.49	369098.92	0.8065	1.0000	1
6	120.0000	1149668.92	445551.49	0.9549	1.2000	1
7	140.0000	1276661.61	490499.70	1.0654	1.4000	1

Average Calibration Factor = 0.895957 (%RSD = 13.99)

Calibration Replicate Lists:

Component: Int Std

Level : 0.5

Area	Height	Vol Adj Amt	ISTD Response	ISTD Amount	Date/Time		File
1207947.17	523147.33	100.0000	1.0000	1.0000	7/19/2017	08:02 AM	GEDIT.RS

Level : 1

Area	Height	Vol Adj Amt	ISTD Response	ISTD Amount	Date/Time		File
1247742.83	528862.09	100.0000	1.0000	1.0000	7/19/2017	08:02 AM	GEDIT.RS

Level : 2

Area	Height	Vol Adj Amt	ISTD Response	ISTD Amount	Date/Time		File
1202433.08	517941.44	100.0000	1.0000	1.0000	7/19/2017	08:02 AM	GEDIT.RS

Level : 3

Area	Height	Vol Adj Amt	ISTD Response	ISTD Amount	Date/Time		File
1263619.52	547959.62	100.0000	1.0000	1.0000	7/19/2017	08:02 AM	GEDIT.RS

Level : 4

Area	Height	Vol Adj Amt	ISTD Response	ISTD Amount	Date/Time		File
1296807.51	533326.07	100.0000	1.0000	1.0000	7/19/2017	08:02 AM	GEDIT.RS

Level : 5

Area	Height	Vol Adj Amt	ISTD Response	ISTD Amount	Date/Time		File
1174393.84	506519.45	100.0000	1.0000	1.0000	7/19/2017	08:02 AM	GEDIT.RS

Level : 6

Area	Height	Vol Adj Amt	ISTD Response	ISTD Amount	Date/Time		File
1203959.86	525228.41	100.0000	1.0000	1.0000	7/19/2017	08:02 AM	GEDIT.RS

Level : 7

Area	Height	Vol Adj Amt	ISTD Response	ISTD Amount	Date/Time		File
1198324.62	516035.37	100.0000	1.0000	1.0000	7/19/2017	08:02 AM	GEDIT.RS

Component: TCMX SURR

Level : 0.5

Area	Height	Vol Adj Amt	ISTD Response	ISTD Amount	Date/Time		File
263325.40	115708.41	10.0000	0.2180	0.1000	7/19/2017	08:02 AM	GEDIT.RS

Level : 1

Area	Height	Vol Adj Amt	ISTD Response	ISTD Amount	Date/Time		File
460180.71	201322.83	20.0000	0.3688	0.2000	7/19/2017	08:02 AM	GEDIT.RS

Level : 2

Area	Height	Vol Adj Amt	ISTD Response	ISTD Amount	Date/Time		File

820304.47	354662.30	40.0000	0.6822	0.4000	7/19/2017	08:02 AM	GEDIT.RS

Level : 3

Area	Height	Vol Adj Amt	ISTD Response	ISTD Amount	Date/Time		File
1250393.20	520175.22	60.0000	0.9895	0.6000	7/19/2017	08:02 AM	GEDIT.RS

Level : 4

Area	Height	Vol Adj Amt	ISTD Response	ISTD Amount	Date/Time		File
1630849.55	664731.00	80.0000	1.2576	0.8000	7/19/2017	08:02 AM	GEDIT.RS

Level : 5

Area	Height	Vol Adj Amt	ISTD Response	ISTD Amount	Date/Time		File
1757284.28	735086.52	100.0000	1.4963	1.0000	7/19/2017	08:02 AM	GEDIT.RS

Component: 1016-1

Level : 0.5

Area	Height	Vol Adj Amt	ISTD Response	ISTD Amount	Date/Time		File
28915.61	13047.99	50.0000	0.0239	0.5000	7/19/2017	08:02 AM	GEDIT.RS

Level : 1

Area	Height	Vol Adj Amt	ISTD Response	ISTD Amount	Date/Time		File
58488.93	26055.15	100.0000	0.0469	1.0000	7/19/2017	08:02 AM	GEDIT.RS

Level : 2

Area	Height	Vol Adj Amt	ISTD Response	ISTD Amount	Date/Time		File
108876.52	46791.67	200.0000	0.0905	2.0000	7/19/2017	08:02 AM	GEDIT.RS

Level : 3

Area	Height	Vol Adj Amt	ISTD Response	ISTD Amount	Date/Time		File
210594.84	89035.08	400.0000	0.1667	4.0000	7/19/2017	08:02 AM	GEDIT.RS

Level : 4

Area	Height	Vol Adj Amt	ISTD Response	ISTD Amount	Date/Time		File
292544.36	120278.06	600.0000	0.2256	6.0000	7/19/2017	08:02 AM	GEDIT.RS

Level : 5

Area	Height	Vol Adj Amt	ISTD Response	ISTD Amount	Date/Time		File
342984.11	143065.57	800.0000	0.2921	8.0000	7/19/2017	08:02 AM	GEDIT.RS

Level : 6

Area	Height	Vol Adj Amt	ISTD Response	ISTD Amount	Date/Time		File
424213.96	178038.04	1000.0000	0.3523	10.0000	7/19/2017	08:02 AM	GEDIT.RS

Level : 7

Area	Height	Vol Adj Amt	ISTD Response	ISTD Amount	Date/Time	File

Area	Height	Vol Adj Amt	ISTD Response	ISTD Amount	Date/Time		File
485065.48	201396.71	1200.0000	0.4048	12.0000	7/19/2017	08:02 AM	GEDIT.RS

Component: 1016-2

Level : 0.5

Area	Height	Vol Adj Amt	ISTD Response	ISTD Amount	Date/Time		File
37902.39	12247.58	50.0000	0.0314	0.5000	7/19/2017	08:02 AM	GEDIT.RS

Level : 1

Area	Height	Vol Adj Amt	ISTD Response	ISTD Amount	Date/Time		File
64675.18	19807.67	100.0000	0.0518	1.0000	7/19/2017	08:02 AM	GEDIT.RS

Level : 2

Area	Height	Vol Adj Amt	ISTD Response	ISTD Amount	Date/Time		File
123386.41	37652.37	200.0000	0.1026	2.0000	7/19/2017	08:02 AM	GEDIT.RS

Level : 3

Area	Height	Vol Adj Amt	ISTD Response	ISTD Amount	Date/Time		File
241233.06	72523.62	400.0000	0.1909	4.0000	7/19/2017	08:02 AM	GEDIT.RS

Level : 4

Area	Height	Vol Adj Amt	ISTD Response	ISTD Amount	Date/Time		File
335490.05	99664.76	600.0000	0.2587	6.0000	7/19/2017	08:02 AM	GEDIT.RS

Level : 5

Area	Height	Vol Adj Amt	ISTD Response	ISTD Amount	Date/Time		File
400742.96	118259.94	800.0000	0.3412	8.0000	7/19/2017	08:02 AM	GEDIT.RS

Level : 6

Area	Height	Vol Adj Amt	ISTD Response	ISTD Amount	Date/Time		File
510541.62	146799.11	1000.0000	0.4241	10.0000	7/19/2017	08:02 AM	GEDIT.RS

Level : 7

Area	Height	Vol Adj Amt	ISTD Response	ISTD Amount	Date/Time		File
594843.40	169737.72	1200.0000	0.4964	12.0000	7/19/2017	08:02 AM	GEDIT.RS

Component: 1016-3

Level : 0.5

Area	Height	Vol Adj Amt	ISTD Response	ISTD Amount	Date/Time		File
131203.73	35595.35	50.0000	0.1086	0.5000	7/19/2017	08:02 AM	GEDIT.RS

Level : 1

Area	Height	Vol Adj Amt	ISTD Response	ISTD Amount	Date/Time		File
246659.93	66659.92	100.0000	0.1977	1.0000	7/19/2017	08:02 AM	GEDIT.RS

Level : 2

Area	Height	Vol Adj Amt	ISTD Response	ISTD Amount	Date/Time	File
448425.13	118875.79	200.0000	0.3729	2.0000	7/19/2017 08:02 AM	GEDIT.RS

Level : 3

Area	Height	Vol Adj Amt	ISTD Response	ISTD Amount	Date/Time	File
844052.28	221109.56	400.0000	0.6680	4.0000	7/19/2017 08:02 AM	GEDIT.RS

Level : 4

Area	Height	Vol Adj Amt	ISTD Response	ISTD Amount	Date/Time	File
1140431.48	299706.67	600.0000	0.8794	6.0000	7/19/2017 08:02 AM	GEDIT.RS

Level : 5

Area	Height	Vol Adj Amt	ISTD Response	ISTD Amount	Date/Time	File
1349308.28	351149.74	800.0000	1.1489	8.0000	7/19/2017 08:02 AM	GEDIT.RS

Level : 6

Area	Height	Vol Adj Amt	ISTD Response	ISTD Amount	Date/Time	File
1666510.55	431636.77	1000.0000	1.3842	10.0000	7/19/2017 08:02 AM	GEDIT.RS

Level : 7

Area	Height	Vol Adj Amt	ISTD Response	ISTD Amount	Date/Time	File
1887980.23	489789.49	1200.0000	1.5755	12.0000	7/19/2017 08:02 AM	GEDIT.RS

Component: 1016-4

Level : 0.5

Area	Height	Vol Adj Amt	ISTD Response	ISTD Amount	Date/Time	File
44407.26	18251.39	50.0000	0.0368	0.5000	7/19/2017 08:02 AM	GEDIT.RS

Level : 1

Area	Height	Vol Adj Amt	ISTD Response	ISTD Amount	Date/Time	File
88214.68	35237.48	100.0000	0.0707	1.0000	7/19/2017 08:02 AM	GEDIT.RS

Level : 2

Area	Height	Vol Adj Amt	ISTD Response	ISTD Amount	Date/Time	File
162988.49	64453.87	200.0000	0.1355	2.0000	7/19/2017 08:02 AM	GEDIT.RS

Level : 3

Area	Height	Vol Adj Amt	ISTD Response	ISTD Amount	Date/Time	File
312479.80	121276.05	400.0000	0.2473	4.0000	7/19/2017 08:02 AM	GEDIT.RS

Level : 4

Area	Height	Vol Adj Amt	ISTD Response	ISTD Amount	Date/Time	File
429710.32	165334.59	600.0000	0.3314	6.0000	7/19/2017 08:02 AM	GEDIT.RS

Level : 5

Area	Height	Vol Adj Amt	ISTD Response	ISTD Amount	Date/Time	File
507741.68	194851.37	800.0000	0.4323	8.0000	7/19/2017 08:02 AM	GEDIT.RS

Level : 6

Area	Height	Vol Adj Amt	ISTD Response	ISTD Amount	Date/Time	File
637751.02	241122.42	1000.0000	0.5297	10.0000	7/19/2017 08:02 AM	GEDIT.RS

Level : 7

Area	Height	Vol Adj Amt	ISTD Response	ISTD Amount	Date/Time	File
725722.22	274431.83	1200.0000	0.6056	12.0000	7/19/2017 08:02 AM	GEDIT.RS

Component: 1016-5

Level : 0.5

Area	Height	Vol Adj Amt	ISTD Response	ISTD Amount	Date/Time	File
35140.40	15662.57	50.0000	0.0291	0.5000	7/19/2017 08:02 AM	GEDIT.RS

Level : 1

Area	Height	Vol Adj Amt	ISTD Response	ISTD Amount	Date/Time	File
69809.61	30915.02	100.0000	0.0559	1.0000	7/19/2017 08:02 AM	GEDIT.RS

Level : 2

Area	Height	Vol Adj Amt	ISTD Response	ISTD Amount	Date/Time	File
132115.02	56798.53	200.0000	0.1099	2.0000	7/19/2017 08:02 AM	GEDIT.RS

Level : 3

Area	Height	Vol Adj Amt	ISTD Response	ISTD Amount	Date/Time	File
257147.92	107188.24	400.0000	0.2035	4.0000	7/19/2017 08:02 AM	GEDIT.RS

Level : 4

Area	Height	Vol Adj Amt	ISTD Response	ISTD Amount	Date/Time	File
353047.00	148318.11	600.0000	0.2722	6.0000	7/19/2017 08:02 AM	GEDIT.RS

Level : 5

Area	Height	Vol Adj Amt	ISTD Response	ISTD Amount	Date/Time	File
420161.33	176095.80	800.0000	0.3578	8.0000	7/19/2017 08:02 AM	GEDIT.RS

Level : 6

Area	Height	Vol Adj Amt	ISTD Response	ISTD Amount	Date/Time	File
523576.24	215845.11	1000.0000	0.4349	10.0000	7/19/2017 08:02 AM	GEDIT.RS

Level : 7

Area	Height	Vol Adj Amt	ISTD Response	ISTD Amount	Date/Time	File
598098.15	246285.76	1200.0000	0.4981	12.0000	7/19/2017 08:02 AM	GEDIT.RS

Component: 1260-1

Level : 0.5

Area	Height	Vol Adj Amt	ISTD Response	ISTD Amount	Date/Time	File
60753.41	26114.01	50.0000	0.0503	0.5000	7/19/2017 08:02 AM	GEDIT.RS

Level : 1

Area	Height	Vol Adj Amt	ISTD Response	ISTD Amount	Date/Time	File
115485.54	48259.82	100.0000	0.0926	1.0000	7/19/2017 08:02 AM	GEDIT.RS

Level : 2

Area	Height	Vol Adj Amt	ISTD Response	ISTD Amount	Date/Time	File
216433.17	88730.66	200.0000	0.1800	2.0000	7/19/2017 08:02 AM	GEDIT.RS

Level : 3

Area	Height	Vol Adj Amt	ISTD Response	ISTD Amount	Date/Time	File
406063.35	164471.75	400.0000	0.3213	4.0000	7/19/2017 08:02 AM	GEDIT.RS

Level : 4

Area	Height	Vol Adj Amt	ISTD Response	ISTD Amount	Date/Time	File
550318.77	220591.47	600.0000	0.4244	6.0000	7/19/2017 08:02 AM	GEDIT.RS

Level : 5

Area	Height	Vol Adj Amt	ISTD Response	ISTD Amount	Date/Time	File
645734.70	260935.31	800.0000	0.5498	8.0000	7/19/2017 08:02 AM	GEDIT.RS

Level : 6

Area	Height	Vol Adj Amt	ISTD Response	ISTD Amount	Date/Time	File
801628.87	324592.45	1000.0000	0.6658	10.0000	7/19/2017 08:02 AM	GEDIT.RS

Level : 7

Area	Height	Vol Adj Amt	ISTD Response	ISTD Amount	Date/Time	File
899009.68	365399.40	1200.0000	0.7502	12.0000	7/19/2017 08:02 AM	GEDIT.RS

Component: 1260-2

Level : 0.5

Area	Height	Vol Adj Amt	ISTD Response	ISTD Amount	Date/Time	File
74907.57	27086.16	50.0000	0.0620	0.5000	7/19/2017 08:02 AM	GEDIT.RS

Level : 1

Area	Height	Vol Adj Amt	ISTD Response	ISTD Amount	Date/Time	File
153763.23	50185.08	100.0000	0.1232	1.0000	7/19/2017 08:02 AM	GEDIT.RS

Level : 2

Area	Height	Vol Adj Amt	ISTD Response	ISTD Amount	Date/Time		File
274484.13	94670.38	200.0000	0.2283	2.0000	7/19/2017	08:02 AM	GEDIT.RS

Level : 3

Area	Height	Vol Adj Amt	ISTD Response	ISTD Amount	Date/Time		File
523813.21	177119.08	400.0000	0.4145	4.0000	7/19/2017	08:02 AM	GEDIT.RS

Level : 4

Area	Height	Vol Adj Amt	ISTD Response	ISTD Amount	Date/Time		File
721345.08	241190.59	600.0000	0.5562	6.0000	7/19/2017	08:02 AM	GEDIT.RS

Level : 5

Area	Height	Vol Adj Amt	ISTD Response	ISTD Amount	Date/Time		File
913006.69	287753.31	800.0000	0.7774	8.0000	7/19/2017	08:02 AM	GEDIT.RS

Level : 6

Area	Height	Vol Adj Amt	ISTD Response	ISTD Amount	Date/Time		File
1142810.74	363639.30	1000.0000	0.9492	10.0000	7/19/2017	08:02 AM	GEDIT.RS

Level : 7

Area	Height	Vol Adj Amt	ISTD Response	ISTD Amount	Date/Time		File
1292246.49	411077.09	1200.0000	1.0784	12.0000	7/19/2017	08:02 AM	GEDIT.RS

Component: 1260-3

Level : 0.5

Area	Height	Vol Adj Amt	ISTD Response	ISTD Amount	Date/Time		File
55663.70	21427.98	50.0000	0.0461	0.5000	7/19/2017	08:02 AM	GEDIT.RS

Level : 1

Area	Height	Vol Adj Amt	ISTD Response	ISTD Amount	Date/Time		File
98075.36	40043.26	100.0000	0.0786	1.0000	7/19/2017	08:02 AM	GEDIT.RS

Level : 2

Area	Height	Vol Adj Amt	ISTD Response	ISTD Amount	Date/Time		File
179144.06	71545.09	200.0000	0.1490	2.0000	7/19/2017	08:02 AM	GEDIT.RS

Level : 3

Area	Height	Vol Adj Amt	ISTD Response	ISTD Amount	Date/Time		File
333669.33	137357.27	400.0000	0.2641	4.0000	7/19/2017	08:02 AM	GEDIT.RS

Level : 4

Area	Height	Vol Adj Amt	ISTD Response	ISTD Amount	Date/Time		File
445235.37	185066.52	600.0000	0.3433	6.0000	7/19/2017	08:02 AM	GEDIT.RS

Level : 5

Area	Height	Vol Adj Amt	ISTD Response	ISTD Amount	Date/Time		File
554077.95	221059.76	800.0000	0.4718	8.0000	7/19/2017	08:02 AM	GEDIT.RS

Level : 6

Area	Height	Vol Adj Amt	ISTD Response	ISTD Amount	Date/Time		File
697408.19	274581.37	1000.0000	0.5793	10.0000	7/19/2017	08:02 AM	GEDIT.RS

Level : 7

Area	Height	Vol Adj Amt	ISTD Response	ISTD Amount	Date/Time		File
783902.28	313553.95	1200.0000	0.6542	12.0000	7/19/2017	08:02 AM	GEDIT.RS

Component: 1260-4

Level : 0.5

Area	Height	Vol Adj Amt	ISTD Response	ISTD Amount	Date/Time		File
26972.62	10984.14	50.0000	0.0223	0.5000	7/19/2017	08:02 AM	GEDIT.RS

Level : 1

Area	Height	Vol Adj Amt	ISTD Response	ISTD Amount	Date/Time		File
50035.03	21275.52	100.0000	0.0401	1.0000	7/19/2017	08:02 AM	GEDIT.RS

Level : 2

Area	Height	Vol Adj Amt	ISTD Response	ISTD Amount	Date/Time		File
94652.63	39417.46	200.0000	0.0787	2.0000	7/19/2017	08:02 AM	GEDIT.RS

Level : 3

Area	Height	Vol Adj Amt	ISTD Response	ISTD Amount	Date/Time		File
183452.31	76791.52	400.0000	0.1452	4.0000	7/19/2017	08:02 AM	GEDIT.RS

Level : 4

Area	Height	Vol Adj Amt	ISTD Response	ISTD Amount	Date/Time		File
255771.02	104804.92	600.0000	0.1972	6.0000	7/19/2017	08:02 AM	GEDIT.RS

Level : 5

Area	Height	Vol Adj Amt	ISTD Response	ISTD Amount	Date/Time		File
312346.70	128285.09	800.0000	0.2660	8.0000	7/19/2017	08:02 AM	GEDIT.RS

Level : 6

Area	Height	Vol Adj Amt	ISTD Response	ISTD Amount	Date/Time		File
403218.49	160844.78	1000.0000	0.3349	10.0000	7/19/2017	08:02 AM	GEDIT.RS

Level : 7

Area	Height	Vol Adj Amt	ISTD Response	ISTD Amount	Date/Time		File
459722.77	182258.38	1200.0000	0.3836	12.0000	7/19/2017	08:02 AM	GEDIT.RS

Component: 1260-5

Level : 0.5

Area	Height	Vol Adj Amt	ISTD Response	ISTD Amount	Date/Time	File
49353.32	20880.25	50.0000	0.0409	0.5000	7/19/2017 08:02 AM	GEDIT.RS

Level : 1

Area	Height	Vol Adj Amt	ISTD Response	ISTD Amount	Date/Time	File
95753.01	37427.35	100.0000	0.0767	1.0000	7/19/2017 08:02 AM	GEDIT.RS

Level : 2

Area	Height	Vol Adj Amt	ISTD Response	ISTD Amount	Date/Time	File
165074.81	67851.01	200.0000	0.1373	2.0000	7/19/2017 08:02 AM	GEDIT.RS

Level : 3

Area	Height	Vol Adj Amt	ISTD Response	ISTD Amount	Date/Time	File
333963.43	131965.54	400.0000	0.2643	4.0000	7/19/2017 08:02 AM	GEDIT.RS

Level : 4

Area	Height	Vol Adj Amt	ISTD Response	ISTD Amount	Date/Time	File
472485.16	181840.51	600.0000	0.3643	6.0000	7/19/2017 08:02 AM	GEDIT.RS

Level : 5

Area	Height	Vol Adj Amt	ISTD Response	ISTD Amount	Date/Time	File
561099.13	214752.95	800.0000	0.4778	8.0000	7/19/2017 08:02 AM	GEDIT.RS

Level : 6

Area	Height	Vol Adj Amt	ISTD Response	ISTD Amount	Date/Time	File
719815.54	267166.48	1000.0000	0.5979	10.0000	7/19/2017 08:02 AM	GEDIT.RS

Level : 7

Area	Height	Vol Adj Amt	ISTD Response	ISTD Amount	Date/Time	File
805925.47	297600.10	1200.0000	0.6725	12.0000	7/19/2017 08:02 AM	GEDIT.RS

Component: DCBP SURR

Level : 0.5

Area	Height	Vol Adj Amt	ISTD Response	ISTD Amount	Date/Time	File
138298.41	57608.41	10.0000	0.1145	0.1000	7/19/2017 08:02 AM	GEDIT.RS

Level : 1

Area	Height	Vol Adj Amt	ISTD Response	ISTD Amount	Date/Time	File
245733.77	99769.54	20.0000	0.1969	0.2000	7/19/2017 08:02 AM	GEDIT.RS

Level : 2

Area	Height	Vol Adj Amt	ISTD Response	ISTD Amount	Date/Time		File
448142.14	176789.65	40.0000	0.3727	0.4000	7/19/2017	08:02 AM	GEDIT.RS

Level : 3

Area	Height	Vol Adj Amt	ISTD Response	ISTD Amount	Date/Time		File
680267.04	267888.73	60.0000	0.5383	0.6000	7/19/2017	08:02 AM	GEDIT.RS

Level : 4

Area	Height	Vol Adj Amt	ISTD Response	ISTD Amount	Date/Time		File
877492.13	342798.85	80.0000	0.6767	0.8000	7/19/2017	08:02 AM	GEDIT.RS

Level : 5

Area	Height	Vol Adj Amt	ISTD Response	ISTD Amount	Date/Time		File
947143.49	369098.92	100.0000	0.8065	1.0000	7/19/2017	08:02 AM	GEDIT.RS

Level : 6

Area	Height	Vol Adj Amt	ISTD Response	ISTD Amount	Date/Time		File
1149668.92	445551.49	120.0000	0.9549	1.2000	7/19/2017	08:02 AM	GEDIT.RS

Level : 7

Area	Height	Vol Adj Amt	ISTD Response	ISTD Amount	Date/Time		File
1276661.61	490499.70	140.0000	1.0654	1.4000	7/19/2017	08:02 AM	GEDIT.RS

Turbochrom Method File : E:\TC2017\ECD1\07-JUL\PC718BI.MTH
Created by : AM on : 7/19/2017 08:03 AM
Edited by : god on : 7/19/2017 08:07 AM
Description :

Number of Times Edited : 6
Number of Times Calibrated : 5502

Instrument Conditions :

au-ECD1

Instrument Control Method:

Instrument name : AUTO_ECD1

Channel Parameters:

Data will be collected from both channels

Channel A signal source: DetA		Channel B signal source: DetB	
Analog Output	: INT	Analog Output	: INT
Attenuation	: -5	Attenuation	: -5
Offset	: 5.0 mV	Offset	: 5.0 mV

Delay Time : 0.00 min.
Run Time : 18.00 min.
Sampling Rate : 3.1250 pts/s

Autosampler Method:

Injection Volume	: 1.0 µl	Pre-Sequence Washes	: 0
Injection Speed	: NORM	Sample Washes	: 2
Viscosity Delay	: 0	Sample Pumps	: 4
Waste Vial	: 1	Solvent A Washes	: 4

Carriers Parameters:

Carrier A control : Press - PSIG
Initial Setpoint : 0.0 Initial Hold : 0.00 min

Carrier B control : NONE
Initial Setpoint : 0 Initial Hold : 0.00 min

Auxiliary Pneumatic 1 :
Auxiliary Pneumatic 1 setpoint : 0
Auxiliary Pneumatic 2 :
Auxiliary Pneumatic 2 setpoint : 0
Auxiliary Pneumatic 3 :
Auxiliary Pneumatic 3 setpoint : 0
Auxiliary Pneumatic 4 :
Auxiliary Pneumatic 4 setpoint : 0

Valve configuration and settings:

Valve 1	: NONE	Valve 2	: NONE
Valve 3	: NONE	Valve 4	: NONE
Valve 5	: NONE	Valve 6	: NONE

Detector Parameters:

Detector A : ECD		Detector B : ECD	
Range	: 1	Range	: 1

Time Constant : 200	Time Constant : 200
Autozero : OFF	Autozero : OFF
Ref Gas Flow : 30.0 mL/m	Ref Gas Flow : 30.0 mL/m
MkUp Gas Flow : 0.0 mL/m	MkUp Gas Flow : 0.0 mL/m

Heated Zones:

Injector A :
Injector A Setpoint : 250°
Injector B :
Injector B Setpoint : OFF
Detector A : 380°
Detector B : 380°
Auxiliary (NONE) : 0°

Oven Program:

Cryogenics : OFF
Initial Temp : 140° Maximum Temp : 350°
Initial Hold : 1.00 min Equilibration Time : 0.5 min
Ramp 1 : 10.5 °/min to 310°, hold for 0.81 min

Total Run Time : 18.00 min

Timed Events:

There are no timed events in the method

Real Time Plot Parameters :

Channel A -- Pages: 1 Offset: 0.000 mV Scale: 1000.000 mV
Channel B -- Pages: 1 Offset: 0.000 mV Scale: 1000.000 mV

Processing Parameters :

Bunch Factor : 2 points
Noise Threshold : 300 µV
Area Threshold : 383.00 µV

Peak Separation Criteria
Width Ratio : 0.200
Valley-to-Peak Ratio : 0.010

Exponential Skim Criteria
Peak Height Ratio : 5.000
Adjusted Height Ratio : 4.000
Valley Height Ratio : 3.000

Baseline Timed Events :

Event #1 - -P at 0.122
Event #2 - +P at 3.271
Event #3 - -P at 3.712
Event #4 - +P at 5.172
Event #5 - -P at 5.564
Event #6 - +P at 6.021
Event #7 - -P at 10.950
Event #8 - +P at 11.421
Event #9 - -P at 14.468
Event #10 - +P at 16.713

Event #11 - -P at 17.043

Annotated Replot Parameters :

No replot will be printed

Report Format files :

No report format files given

User Programs :

No user programs will be executed

Global Information :

Default Sample Volume : 1.000 uL
Quantitation Units :
Void Time : 0.000 min
Correct amounts during calibration : NO
Reject outliers during calibration : NO
An Internal Standard calibration will be used
Unknown peaks will be quantitated using a response factor of 1.000000

Component Information :

Int Std

Component Type : Single Peak Component
Retention Time : 3.447 min Search Window: 1.00 s, 1.00 %
Reference Component:
Find peak closest to expected RT in window
Internal Standard :
Use Average Calibration Factor (Area ratio / Amount ratio)
User Values:
Label :
Value 1: 0.000000
Value 2: 0.000000
Value 3: 0.000000
Value 4: 0.000000
Value 5: 0.000000
Calibration Levels:

Level Name	Amount	Area	Height	ISTD Resp.	ISTD Amt.	# Replicates
0.5	100.0000	853855.88	354943.74	1.0000	1.0000	1
1	100.0000	878145.08	367455.04	1.0000	1.0000	1
2	100.0000	858199.34	353482.46	1.0000	1.0000	1
3	100.0000	919902.20	384259.28	1.0000	1.0000	1
4	100.0000	924924.28	372242.31	1.0000	1.0000	1
5	100.0000	861946.33	360170.61	1.0000	1.0000	1
6	100.0000	883895.34	374382.22	1.0000	1.0000	1
7	100.0000	870863.81	368306.31	1.0000	1.0000	1

Average Calibration Factor = 1.000000 (%RSD = 0.00)

TCMX SURR

Component Type : Single Peak Component
Retention Time : 5.395 min Search Window: 3.50 s, 1.00 %
Reference Component:
Find peak closest to expected RT in window
Internal Standard : Int Std
Use Average Calibration Factor (Area ratio / Amount ratio)
User Values:
Label :
Value 1: 0.000000

Value 2: 0.000000
Value 3: 0.000000
Value 4: 0.000000
Value 5: 0.000000

Calibration Levels:

Level Name	Amount	Area	Height	ISTD Resp.	ISTD Amt.	# Replicates
0.5	10.0000	175918.51	76790.01	0.2060	0.1000	1
1	20.0000	314319.73	138208.34	0.3579	0.2000	1
2	40.0000	572941.74	244203.84	0.6676	0.4000	1
3	60.0000	894550.52	373644.91	0.9724	0.6000	1
4	80.0000	1165498.94	486171.02	1.2601	0.8000	1
5	100.0000	1274644.61	534605.56	1.4788	1.0000	1

Average Calibration Factor = 1.698941 (%RSD = 12.05)

1016-1

Component Type : Single Peak Component
Retention Time : 6.573 min Search Window: 1.00 s, 1.00 %
Reference Component:
Find peak closest to expected RT in window
Internal Standard : Int Std
Use Average Calibration Factor (Area ratio / Amount ratio)
User Values:
Label :
Value 1: 0.000000
Value 2: 0.000000
Value 3: 0.000000
Value 4: 0.000000
Value 5: 0.000000

Calibration Levels:

Level Name	Amount	Area	Height	ISTD Resp.	ISTD Amt.	# Replicates
0.5	50.0000	22713.17	9271.22	0.0266	0.5000	1
1	100.0000	44229.23	17888.73	0.0504	1.0000	1
2	200.0000	81075.73	32249.30	0.0945	2.0000	1
3	400.0000	156868.56	61004.11	0.1705	4.0000	1
4	600.0000	215636.11	84517.11	0.2331	6.0000	1
5	800.0000	257800.88	100568.70	0.2991	8.0000	1
6	1000.0000	324056.32	127163.55	0.3666	10.0000	1
7	1200.0000	370856.43	143908.14	0.4258	12.0000	1

Average Calibration Factor = 0.042729 (%RSD = 15.85)

1016-2

Component Type : Single Peak Component
Retention Time : 7.402 min Search Window: 1.00 s, 1.00 %
Reference Component: 1016-1
Find peak closest to expected RT in window
Internal Standard : Int Std
Use Average Calibration Factor (Area ratio / Amount ratio)
User Values:
Label :
Value 1: 0.000000
Value 2: 0.000000
Value 3: 0.000000
Value 4: 0.000000
Value 5: 0.000000

Calibration Levels:

Level Name	Amount	Area	Height	ISTD Resp.	ISTD Amt.	# Replicates
0.5	50.0000	38141.37	11992.85	0.0447	0.5000	1
1	100.0000	76170.57	23667.26	0.0867	1.0000	1
2	200.0000	142528.66	43538.37	0.1661	2.0000	1
3	400.0000	278059.98	83529.79	0.3022	4.0000	1

4	600.0000	390292.88	114070.29	0.4220	6.0000	1
5	800.0000	464684.11	136285.82	0.5391	8.0000	1
6	1000.0000	584202.19	172080.65	0.6609	10.0000	1
7	1200.0000	668906.96	194702.16	0.7681	12.0000	1

Average Calibration Factor = 0.075313 (%RSD = 13.16)

1016-3

Component Type : Single Peak Component
Retention Time : 8.361 min Search Window: 1.00 s, 1.00 %
Reference Component: 1016-1
Find peak closest to expected RT in window
Internal Standard : Int Std
Use Average Calibration Factor (Area ratio / Amount ratio)
User Values:
Label :
Value 1: 0.000000
Value 2: 0.000000
Value 3: 0.000000
Value 4: 0.000000
Value 5: 0.000000
Calibration Levels:

Level Name	Amount	Area	Height	ISTD Resp.	ISTD Amt.	# Replicates
0.5	50.0000	88246.50	26640.93	0.1034	0.5000	1
1	100.0000	166762.16	50416.93	0.1899	1.0000	1
2	200.0000	303565.48	91108.45	0.3537	2.0000	1
3	400.0000	582143.27	174143.23	0.6328	4.0000	1
4	600.0000	800069.90	235905.62	0.8650	6.0000	1
5	800.0000	957372.64	283402.86	1.1107	8.0000	1
6	1000.0000	1197475.88	352433.29	1.3548	10.0000	1
7	1200.0000	1371051.85	402132.42	1.5744	12.0000	1

Average Calibration Factor = 0.160169 (%RSD = 17.49)

1016-4

Component Type : Single Peak Component
Retention Time : 8.562 min Search Window: 1.00 s, 1.00 %
Reference Component: 1016-1
Find peak closest to expected RT in window
Internal Standard : Int Std
Use Average Calibration Factor (Area ratio / Amount ratio)
User Values:
Label :
Value 1: 0.000000
Value 2: 0.000000
Value 3: 0.000000
Value 4: 0.000000
Value 5: 0.000000
Calibration Levels:

Level Name	Amount	Area	Height	ISTD Resp.	ISTD Amt.	# Replicates
0.5	50.0000	29688.51	11497.56	0.0348	0.5000	1
1	100.0000	59223.58	22394.56	0.0674	1.0000	1
2	200.0000	116384.11	41766.75	0.1356	2.0000	1
3	400.0000	231428.94	80042.11	0.2516	4.0000	1
4	600.0000	320044.34	111693.91	0.3460	6.0000	1
5	800.0000	384261.38	132157.22	0.4458	8.0000	1
6	1000.0000	486517.56	166079.14	0.5504	10.0000	1
7	1200.0000	555758.34	190719.82	0.6382	12.0000	1

Average Calibration Factor = 0.061163 (%RSD = 10.70)

1016-5

Component Type : Single Peak Component

Retention Time : 8.834 min Search Window: 1.00 s, 1.00 %
Reference Component: 1016-1
Find peak closest to expected RT in window
Internal Standard : Int Std
Use Average Calibration Factor (Area ratio / Amount ratio)
User Values:
Label :
Value 1: 0.000000
Value 2: 0.000000
Value 3: 0.000000
Value 4: 0.000000
Value 5: 0.000000
Calibration Levels:

Level Name	Amount	Area	Height	ISTD Resp.	ISTD Amt.	# Replicates
0.5	50.0000	19952.26	8838.35	0.0234	0.5000	1
1	100.0000	42318.66	17904.92	0.0482	1.0000	1
2	200.0000	77867.79	32527.01	0.0907	2.0000	1
3	400.0000	152679.54	63437.33	0.1660	4.0000	1
4	600.0000	210809.67	89040.10	0.2279	6.0000	1
5	800.0000	253367.22	105682.43	0.2939	8.0000	1
6	1000.0000	321463.05	132880.25	0.3637	10.0000	1
7	1200.0000	367871.54	151859.81	0.4224	12.0000	1

Average Calibration Factor = 0.041011 (%RSD = 12.57)

1260-1
Component Type : Single Peak Component
Retention Time : 11.841 min Search Window: 0.50 s, 0.50 %
Reference Component:
Find peak closest to expected RT in window
Internal Standard : Int Std
Use Average Calibration Factor (Area ratio / Amount ratio)
User Values:
Label :
Value 1: 0.000000
Value 2: 0.000000
Value 3: 0.000000
Value 4: 0.000000
Value 5: 0.000000
Calibration Levels:

Level Name	Amount	Area	Height	ISTD Resp.	ISTD Amt.	# Replicates
0.5	50.0000	39354.23	16825.29	0.0461	0.5000	1
1	100.0000	76854.57	32766.05	0.0875	1.0000	1
2	200.0000	163501.34	62177.51	0.1905	2.0000	1
3	400.0000	308018.33	119810.26	0.3348	4.0000	1
4	600.0000	413011.54	161642.22	0.4465	6.0000	1
5	800.0000	493200.47	194130.14	0.5722	8.0000	1
6	1000.0000	632097.95	247096.81	0.7151	10.0000	1
7	1200.0000	721583.85	279703.17	0.8286	12.0000	1

Average Calibration Factor = 0.080647 (%RSD = 12.78)

1260-2
Component Type : Single Peak Component
Retention Time : 12.920 min Search Window: 0.50 s, 0.50 %
Reference Component: 1260-1
Find peak closest to expected RT in window
Internal Standard : Int Std
Use Average Calibration Factor (Area ratio / Amount ratio)
User Values:
Label :
Value 1: 0.000000

Value 2: 0.000000
Value 3: 0.000000
Value 4: 0.000000
Value 5: 0.000000

Calibration Levels:

Level Name	Amount	Area	Height	ISTD Resp.	ISTD Amt.	# Replicates
0.5	50.0000	55179.47	14244.56	0.0646	0.5000	1
1	100.0000	107740.58	28463.56	0.1227	1.0000	1
2	200.0000	200511.39	53013.58	0.2336	2.0000	1
3	400.0000	389456.43	103867.26	0.4234	4.0000	1
4	600.0000	549115.92	146077.71	0.5937	6.0000	1
5	800.0000	657622.54	175328.24	0.7630	8.0000	1
6	1000.0000	844081.90	224426.38	0.9550	10.0000	1
7	1200.0000	967825.91	258263.70	1.1113	12.0000	1

Average Calibration Factor = 0.107128 (%RSD = 13.10)

1260-3

Component Type : Single Peak Component
Retention Time : 13.015 min Search Window: 0.50 s, 0.50 %
Reference Component: 1260-1
Find peak closest to expected RT in window
Internal Standard : Int Std
Use Average Calibration Factor (Area ratio / Amount ratio)
User Values:
Label :
Value 1: 0.000000
Value 2: 0.000000
Value 3: 0.000000
Value 4: 0.000000
Value 5: 0.000000

Calibration Levels:

Level Name	Amount	Area	Height	ISTD Resp.	ISTD Amt.	# Replicates
0.5	50.0000	36914.19	14943.19	0.0432	0.5000	1
1	100.0000	72105.65	28662.01	0.0821	1.0000	1
2	200.0000	132906.91	53262.65	0.1549	2.0000	1
3	400.0000	262533.34	104035.13	0.2854	4.0000	1
4	600.0000	367222.28	143550.77	0.3970	6.0000	1
5	800.0000	435272.02	172554.95	0.5050	8.0000	1
6	1000.0000	562419.60	219836.09	0.6363	10.0000	1
7	1200.0000	640025.37	250290.40	0.7349	12.0000	1

Average Calibration Factor = 0.071441 (%RSD = 13.36)

1260-4

Component Type : Single Peak Component
Retention Time : 13.122 min Search Window: 0.50 s, 0.70 %
Reference Component: 1260-1
Find peak closest to expected RT in window
Internal Standard : Int Std
Use Average Calibration Factor (Area ratio / Amount ratio)
User Values:
Label :
Value 1: 0.000000
Value 2: 0.000000
Value 3: 0.000000
Value 4: 0.000000
Value 5: 0.000000

Calibration Levels:

Level Name	Amount	Area	Height	ISTD Resp.	ISTD Amt.	# Replicates
0.5	50.0000	23893.77	8859.47	0.0280	0.5000	1
1	100.0000	38412.59	16000.71	0.0449	1.0000	1

2	200.0000	73600.24	30002.05	0.0858	2.0000	1
3	400.0000	153708.41	57761.74	0.1671	4.0000	1
4	600.0000	215877.19	80828.34	0.2334	6.0000	1
5	800.0000	240858.40	96643.85	0.2794	8.0000	1
6	1000.0000	314122.18	125939.15	0.3554	10.0000	1
7	1200.0000	361485.78	142083.34	0.4151	12.0000	1

Average Calibration Factor = 0.041185 (%RSD = 17.30)

1260-5

Component Type : Single Peak Component
Retention Time : 13.587 min Search Window: 0.50 s, 0.70 %
Reference Component: 1260-1
Find peak closest to expected RT in window
Internal Standard : Int Std
Use Average Calibration Factor (Area ratio / Amount ratio)
User Values:
Label :
Value 1: 0.000000
Value 2: 0.000000
Value 3: 0.000000
Value 4: 0.000000
Value 5: 0.000000
Calibration Levels:

Level Name	Amount	Area	Height	ISTD Resp.	ISTD Amt.	# Replicates
0.5	50.0000	41247.17	15059.13	0.0483	0.5000	1
1	100.0000	78489.50	29035.18	0.0894	1.0000	1
2	200.0000	152364.75	53978.38	0.1775	2.0000	1
3	400.0000	290764.88	106247.86	0.3161	4.0000	1
4	600.0000	414291.14	147244.02	0.4479	6.0000	1
5	800.0000	492319.71	174931.50	0.5712	8.0000	1
6	1000.0000	637739.45	228845.50	0.7215	10.0000	1
7	1200.0000	720335.34	260884.07	0.8272	12.0000	1

Average Calibration Factor = 0.080114 (%RSD = 12.73)

DCBP SURR

Component Type : Single Peak Component
Retention Time : 16.838 min Search Window: 1.00 s, 1.00 %
Reference Component:
Find peak closest to expected RT in window
Internal Standard : Int Std
Use Average Calibration Factor (Area ratio / Amount ratio)
User Values:
Label :
Value 1: 0.000000
Value 2: 0.000000
Value 3: 0.000000
Value 4: 0.000000
Value 5: 0.000000
Calibration Levels:

Level Name	Amount	Area	Height	ISTD Resp.	ISTD Amt.	# Replicates
0.5	10.0000	123126.20	48869.13	0.1442	0.1000	1
1	20.0000	222669.60	87828.02	0.2536	0.2000	1
2	40.0000	422994.96	161335.82	0.4929	0.4000	1
3	60.0000	658382.19	252093.29	0.7157	0.6000	1
4	80.0000	853940.76	330742.07	0.9233	0.8000	1
5	100.0000	944054.56	364752.78	1.0953	1.0000	1
6	120.0000	1155013.42	440139.32	1.3067	1.2000	1
7	140.0000	1293477.11	501685.86	1.4853	1.4000	1

Average Calibration Factor = 1.191762 (%RSD = 10.45)

Calibration Replicate Lists:

Component: Int Std

Level : 0.5

Area	Height	Vol Adj Amt	ISTD Response	ISTD Amount	Date/Time	File
853855.88	354943.74	100.0000	1.0000	1.0000	7/19/2017 08:07 AM	GEDIT.RS

Level : 1

Area	Height	Vol Adj Amt	ISTD Response	ISTD Amount	Date/Time	File
878145.08	367455.04	100.0000	1.0000	1.0000	7/19/2017 08:07 AM	GEDIT.RS

Level : 2

Area	Height	Vol Adj Amt	ISTD Response	ISTD Amount	Date/Time	File
858199.34	353482.46	100.0000	1.0000	1.0000	7/19/2017 08:07 AM	GEDIT.RS

Level : 3

Area	Height	Vol Adj Amt	ISTD Response	ISTD Amount	Date/Time	File
919902.20	384259.28	100.0000	1.0000	1.0000	7/19/2017 08:07 AM	GEDIT.RS

Level : 4

Area	Height	Vol Adj Amt	ISTD Response	ISTD Amount	Date/Time	File
924924.28	372242.31	100.0000	1.0000	1.0000	7/19/2017 08:07 AM	GEDIT.RS

Level : 5

Area	Height	Vol Adj Amt	ISTD Response	ISTD Amount	Date/Time	File
861946.33	360170.61	100.0000	1.0000	1.0000	7/19/2017 08:07 AM	GEDIT.RS

Level : 6

Area	Height	Vol Adj Amt	ISTD Response	ISTD Amount	Date/Time	File
883895.34	374382.22	100.0000	1.0000	1.0000	7/19/2017 08:07 AM	GEDIT.RS

Level : 7

Area	Height	Vol Adj Amt	ISTD Response	ISTD Amount	Date/Time	File
870863.81	368306.31	100.0000	1.0000	1.0000	7/19/2017 08:07 AM	GEDIT.RS

Component: TCMX SURR

Level : 0.5

Area	Height	Vol Adj Amt	ISTD Response	ISTD Amount	Date/Time	File
175918.51	76790.01	10.0000	0.2060	0.1000	7/19/2017 08:07 AM	GEDIT.RS

Level : 1

Area	Height	Vol Adj Amt	ISTD Response	ISTD Amount	Date/Time	File
314319.73	138208.34	20.0000	0.3579	0.2000	7/19/2017 08:07 AM	GEDIT.RS

Level : 2

Area	Height	Vol Adj Amt	ISTD Response	ISTD Amount	Date/Time	File

Area	Height	Vol Adj Amt	ISTD Response	ISTD Amount	Date/Time	File
572941.74	244203.84	40.0000	0.6676	0.4000	7/19/2017 08:07 AM	GEDIT.RS

Level : 3

Area	Height	Vol Adj Amt	ISTD Response	ISTD Amount	Date/Time	File
894550.52	373644.91	60.0000	0.9724	0.6000	7/19/2017 08:07 AM	GEDIT.RS

Level : 4

Area	Height	Vol Adj Amt	ISTD Response	ISTD Amount	Date/Time	File
1165498.94	486171.02	80.0000	1.2601	0.8000	7/19/2017 08:07 AM	GEDIT.RS

Level : 5

Area	Height	Vol Adj Amt	ISTD Response	ISTD Amount	Date/Time	File
1274644.61	534605.56	100.0000	1.4788	1.0000	7/19/2017 08:07 AM	GEDIT.RS

Component: 1016-1

Level : 0.5

Area	Height	Vol Adj Amt	ISTD Response	ISTD Amount	Date/Time	File
22713.17	9271.22	50.0000	0.0266	0.5000	7/19/2017 08:07 AM	GEDIT.RS

Level : 1

Area	Height	Vol Adj Amt	ISTD Response	ISTD Amount	Date/Time	File
44229.23	17888.73	100.0000	0.0504	1.0000	7/19/2017 08:07 AM	GEDIT.RS

Level : 2

Area	Height	Vol Adj Amt	ISTD Response	ISTD Amount	Date/Time	File
81075.73	32249.30	200.0000	0.0945	2.0000	7/19/2017 08:07 AM	GEDIT.RS

Level : 3

Area	Height	Vol Adj Amt	ISTD Response	ISTD Amount	Date/Time	File
156868.56	61004.11	400.0000	0.1705	4.0000	7/19/2017 08:07 AM	GEDIT.RS

Level : 4

Area	Height	Vol Adj Amt	ISTD Response	ISTD Amount	Date/Time	File
215636.11	84517.11	600.0000	0.2331	6.0000	7/19/2017 08:07 AM	GEDIT.RS

Level : 5

Area	Height	Vol Adj Amt	ISTD Response	ISTD Amount	Date/Time	File
257800.88	100568.70	800.0000	0.2991	8.0000	7/19/2017 08:07 AM	GEDIT.RS

Level : 6

Area	Height	Vol Adj Amt	ISTD Response	ISTD Amount	Date/Time	File
324056.32	127163.55	1000.0000	0.3666	10.0000	7/19/2017 08:07 AM	GEDIT.RS

Level : 7

Area	Height	Vol Adj Amt	ISTD Response	ISTD Amount	Date/Time	File

Area	Height	Vol Adj Amt	ISTD Response	ISTD Amount	Date/Time		File
370856.43	143908.14	1200.0000	0.4258	12.0000	7/19/2017	08:07 AM	GEDIT.RS

Component: 1016-2

Level : 0.5

Area	Height	Vol Adj Amt	ISTD Response	ISTD Amount	Date/Time		File
38141.37	11992.85	50.0000	0.0447	0.5000	7/19/2017	08:07 AM	GEDIT.RS

Level : 1

Area	Height	Vol Adj Amt	ISTD Response	ISTD Amount	Date/Time		File
76170.57	23667.26	100.0000	0.0867	1.0000	7/19/2017	08:07 AM	GEDIT.RS

Level : 2

Area	Height	Vol Adj Amt	ISTD Response	ISTD Amount	Date/Time		File
142528.66	43538.37	200.0000	0.1661	2.0000	7/19/2017	08:07 AM	GEDIT.RS

Level : 3

Area	Height	Vol Adj Amt	ISTD Response	ISTD Amount	Date/Time		File
278039.98	83329.79	400.0000	0.3022	4.0000	7/19/2017	08:07 AM	GEDIT.RS

Level : 4

Area	Height	Vol Adj Amt	ISTD Response	ISTD Amount	Date/Time		File
390292.88	114070.29	600.0000	0.4220	6.0000	7/19/2017	08:07 AM	GEDIT.RS

Level : 5

Area	Height	Vol Adj Amt	ISTD Response	ISTD Amount	Date/Time		File
464684.11	136285.82	800.0000	0.5391	8.0000	7/19/2017	08:07 AM	GEDIT.RS

Level : 6

Area	Height	Vol Adj Amt	ISTD Response	ISTD Amount	Date/Time		File
584202.19	172080.65	1000.0000	0.6609	10.0000	7/19/2017	08:07 AM	GEDIT.RS

Level : 7

Area	Height	Vol Adj Amt	ISTD Response	ISTD Amount	Date/Time		File
668906.96	194702.16	1200.0000	0.7681	12.0000	7/19/2017	08:07 AM	GEDIT.RS

Component: 1016-3

Level : 0.5

Area	Height	Vol Adj Amt	ISTD Response	ISTD Amount	Date/Time		File
88246.50	26640.93	50.0000	0.1034	0.5000	7/19/2017	08:07 AM	GEDIT.RS

Level : 1

Area	Height	Vol Adj Amt	ISTD Response	ISTD Amount	Date/Time		File
166762.16	50416.93	100.0000	0.1899	1.0000	7/19/2017	08:07 AM	GEDIT.RS

Level : 2

Area	Height	Vol Adj Amt	ISTD Response	ISTD Amount	Date/Time	File
303565.48	91108.45	200.0000	0.3537	2.0000	7/19/2017 08:07 AM	GEDIT.RS

Level : 3

Area	Height	Vol Adj Amt	ISTD Response	ISTD Amount	Date/Time	File
582143.27	174143.23	400.0000	0.6328	4.0000	7/19/2017 08:07 AM	GEDIT.RS

Level : 4

Area	Height	Vol Adj Amt	ISTD Response	ISTD Amount	Date/Time	File
800069.90	235905.62	600.0000	0.8650	6.0000	7/19/2017 08:07 AM	GEDIT.RS

Level : 5

Area	Height	Vol Adj Amt	ISTD Response	ISTD Amount	Date/Time	File
957372.64	283402.86	800.0000	1.1107	8.0000	7/19/2017 08:07 AM	GEDIT.RS

Level : 6

Area	Height	Vol Adj Amt	ISTD Response	ISTD Amount	Date/Time	File
1197475.88	352433.29	1000.0000	1.3548	10.0000	7/19/2017 08:07 AM	GEDIT.RS

Level : 7

Area	Height	Vol Adj Amt	ISTD Response	ISTD Amount	Date/Time	File
1371051.85	402132.42	1200.0000	1.5744	12.0000	7/19/2017 08:07 AM	GEDIT.RS

Component: 1016-4

Level : 0.5

Area	Height	Vol Adj Amt	ISTD Response	ISTD Amount	Date/Time	File
29688.51	11497.56	50.0000	0.0348	0.5000	7/19/2017 08:07 AM	GEDIT.RS

Level : 1

Area	Height	Vol Adj Amt	ISTD Response	ISTD Amount	Date/Time	File
59223.58	22394.56	100.0000	0.0674	1.0000	7/19/2017 08:07 AM	GEDIT.RS

Level : 2

Area	Height	Vol Adj Amt	ISTD Response	ISTD Amount	Date/Time	File
116384.11	41766.75	200.0000	0.1356	2.0000	7/19/2017 08:07 AM	GEDIT.RS

Level : 3

Area	Height	Vol Adj Amt	ISTD Response	ISTD Amount	Date/Time	File
231428.94	80042.11	400.0000	0.2516	4.0000	7/19/2017 08:07 AM	GEDIT.RS

Level : 4

Area	Height	Vol Adj Amt	ISTD Response	ISTD Amount	Date/Time	File
320044.34	111693.91	600.0000	0.3460	6.0000	7/19/2017 08:07 AM	GEDIT.RS

Level : 5

Area	Height	Vol Adj Amt	ISTD Response	ISTD Amount	Date/Time	File
384261.38	132157.22	800.0000	0.4458	8.0000	7/19/2017 08:07 AM	GEDIT.RS

Level : 6

Area	Height	Vol Adj Amt	ISTD Response	ISTD Amount	Date/Time	File
486517.56	166079.14	1000.0000	0.5504	10.0000	7/19/2017 08:07 AM	GEDIT.RS

Level : 7

Area	Height	Vol Adj Amt	ISTD Response	ISTD Amount	Date/Time	File
555758.34	190719.82	1200.0000	0.6382	12.0000	7/19/2017 08:07 AM	GEDIT.RS

Component: 1016-5

Level : 0.5

Area	Height	Vol Adj Amt	ISTD Response	ISTD Amount	Date/Time	File
19952.26	8838.35	50.0000	0.0234	0.5000	7/19/2017 08:07 AM	GEDIT.RS

Level : 1

Area	Height	Vol Adj Amt	ISTD Response	ISTD Amount	Date/Time	File
42318.66	17904.92	100.0000	0.0482	1.0000	7/19/2017 08:07 AM	GEDIT.RS

Level : 2

Area	Height	Vol Adj Amt	ISTD Response	ISTD Amount	Date/Time	File
77867.79	32527.01	200.0000	0.0907	2.0000	7/19/2017 08:07 AM	GEDIT.RS

Level : 3

Area	Height	Vol Adj Amt	ISTD Response	ISTD Amount	Date/Time	File
152679.54	63437.33	400.0000	0.1660	4.0000	7/19/2017 08:07 AM	GEDIT.RS

Level : 4

Area	Height	Vol Adj Amt	ISTD Response	ISTD Amount	Date/Time	File
210809.67	89040.10	600.0000	0.2279	6.0000	7/19/2017 08:07 AM	GEDIT.RS

Level : 5

Area	Height	Vol Adj Amt	ISTD Response	ISTD Amount	Date/Time	File
253367.22	105682.43	800.0000	0.2939	8.0000	7/19/2017 08:07 AM	GEDIT.RS

Level : 6

Area	Height	Vol Adj Amt	ISTD Response	ISTD Amount	Date/Time	File
321463.05	132880.25	1000.0000	0.3637	10.0000	7/19/2017 08:07 AM	GEDIT.RS

Level : 7

Area	Height	Vol Adj Amt	ISTD Response	ISTD Amount	Date/Time	File
367871.54	151859.81	1200.0000	0.4224	12.0000	7/19/2017 08:07 AM	GEDIT.RS

Component: 1260-1

Level : 0.5

Area	Height	Vol Adj Amt	ISTD Response	ISTD Amount	Date/Time	File
39354.23	16825.29	50.0000	0.0461	0.5000	7/19/2017 08:07 AM	GEDIT.RS

Level : 1

Area	Height	Vol Adj Amt	ISTD Response	ISTD Amount	Date/Time	File
76854.57	32766.05	100.0000	0.0875	1.0000	7/19/2017 08:07 AM	GEDIT.RS

Level : 2

Area	Height	Vol Adj Amt	ISTD Response	ISTD Amount	Date/Time	File
163501.34	62177.51	200.0000	0.1905	2.0000	7/19/2017 08:07 AM	GEDIT.RS

Level : 3

Area	Height	Vol Adj Amt	ISTD Response	ISTD Amount	Date/Time	File
308018.33	119810.26	400.0000	0.3348	4.0000	7/19/2017 08:07 AM	GEDIT.RS

Level : 4

Area	Height	Vol Adj Amt	ISTD Response	ISTD Amount	Date/Time	File
413011.54	161642.22	600.0000	0.4465	6.0000	7/19/2017 08:07 AM	GEDIT.RS

Level : 5

Area	Height	Vol Adj Amt	ISTD Response	ISTD Amount	Date/Time	File
493200.47	194130.14	800.0000	0.5722	8.0000	7/19/2017 08:07 AM	GEDIT.RS

Level : 6

Area	Height	Vol Adj Amt	ISTD Response	ISTD Amount	Date/Time	File
632097.95	247096.81	1000.0000	0.7151	10.0000	7/19/2017 08:07 AM	GEDIT.RS

Level : 7

Area	Height	Vol Adj Amt	ISTD Response	ISTD Amount	Date/Time	File
721583.85	279703.17	1200.0000	0.8286	12.0000	7/19/2017 08:07 AM	GEDIT.RS

Component: 1260-2

Level : 0.5

Area	Height	Vol Adj Amt	ISTD Response	ISTD Amount	Date/Time	File
55179.47	14244.56	50.0000	0.0646	0.5000	7/19/2017 08:07 AM	GEDIT.RS

Level : 1

Area	Height	Vol Adj Amt	ISTD Response	ISTD Amount	Date/Time	File
107740.58	28463.56	100.0000	0.1227	1.0000	7/19/2017 08:07 AM	GEDIT.RS

Level : 2

Area	Height	Vol Adj Amt	ISTD Response	ISTD Amount	Date/Time	File
200511.39	53013.58	200.0000	0.2336	2.0000	7/19/2017 08:07 AM	GEDIT.RS

Level : 3

Area	Height	Vol Adj Amt	ISTD Response	ISTD Amount	Date/Time	File
389456.43	103867.26	400.0000	0.4234	4.0000	7/19/2017 08:07 AM	GEDIT.RS

Level : 4

Area	Height	Vol Adj Amt	ISTD Response	ISTD Amount	Date/Time	File
549115.92	146077.71	600.0000	0.5937	6.0000	7/19/2017 08:07 AM	GEDIT.RS

Level : 5

Area	Height	Vol Adj Amt	ISTD Response	ISTD Amount	Date/Time	File
657622.54	175328.24	800.0000	0.7630	8.0000	7/19/2017 08:07 AM	GEDIT.RS

Level : 6

Area	Height	Vol Adj Amt	ISTD Response	ISTD Amount	Date/Time	File
844081.90	224426.38	1000.0000	0.9550	10.0000	7/19/2017 08:07 AM	GEDIT.RS

Level : 7

Area	Height	Vol Adj Amt	ISTD Response	ISTD Amount	Date/Time	File
967825.91	258263.70	1200.0000	1.1113	12.0000	7/19/2017 08:07 AM	GEDIT.RS

Component: 1260-3

Level : 0.5

Area	Height	Vol Adj Amt	ISTD Response	ISTD Amount	Date/Time	File
36914.19	14943.19	50.0000	0.0432	0.5000	7/19/2017 08:07 AM	GEDIT.RS

Level : 1

Area	Height	Vol Adj Amt	ISTD Response	ISTD Amount	Date/Time	File
72105.65	28662.01	100.0000	0.0821	1.0000	7/19/2017 08:07 AM	GEDIT.RS

Level : 2

Area	Height	Vol Adj Amt	ISTD Response	ISTD Amount	Date/Time	File
132906.91	53262.65	200.0000	0.1549	2.0000	7/19/2017 08:07 AM	GEDIT.RS

Level : 3

Area	Height	Vol Adj Amt	ISTD Response	ISTD Amount	Date/Time	File
262533.34	104035.13	400.0000	0.2854	4.0000	7/19/2017 08:07 AM	GEDIT.RS

Level : 4

Area	Height	Vol Adj Amt	ISTD Response	ISTD Amount	Date/Time	File
367222.28	143550.77	600.0000	0.3970	6.0000	7/19/2017 08:07 AM	GEDIT.RS

Level : 5

Area	Height	Vol Adj Amt	ISTD Response	ISTD Amount	Date/Time		File
435272.02	172554.95	800.0000	0.5050	8.0000	7/19/2017	08:07 AM	GEDIT.RS

Level : 6

Area	Height	Vol Adj Amt	ISTD Response	ISTD Amount	Date/Time		File
562419.60	219836.09	1000.0000	0.6363	10.0000	7/19/2017	08:07 AM	GEDIT.RS

Level : 7

Area	Height	Vol Adj Amt	ISTD Response	ISTD Amount	Date/Time		File
640025.37	250290.40	1200.0000	0.7349	12.0000	7/19/2017	08:07 AM	GEDIT.RS

Component: 1260-4

Level : 0.5

Area	Height	Vol Adj Amt	ISTD Response	ISTD Amount	Date/Time		File
23893.77	8859.47	50.0000	0.0280	0.5000	7/19/2017	08:07 AM	GEDIT.RS

Level : 1

Area	Height	Vol Adj Amt	ISTD Response	ISTD Amount	Date/Time		File
39427.39	16000.71	100.0000	0.0449	1.0000	7/19/2017	08:07 AM	GEDIT.RS

Level : 2

Area	Height	Vol Adj Amt	ISTD Response	ISTD Amount	Date/Time		File
73600.24	30002.05	200.0000	0.0858	2.0000	7/19/2017	08:07 AM	GEDIT.RS

Level : 3

Area	Height	Vol Adj Amt	ISTD Response	ISTD Amount	Date/Time		File
153708.41	57761.74	400.0000	0.1671	4.0000	7/19/2017	08:07 AM	GEDIT.RS

Level : 4

Area	Height	Vol Adj Amt	ISTD Response	ISTD Amount	Date/Time		File
215877.19	80828.34	600.0000	0.2334	6.0000	7/19/2017	08:07 AM	GEDIT.RS

Level : 5

Area	Height	Vol Adj Amt	ISTD Response	ISTD Amount	Date/Time		File
240858.40	96643.85	800.0000	0.2794	8.0000	7/19/2017	08:07 AM	GEDIT.RS

Level : 6

Area	Height	Vol Adj Amt	ISTD Response	ISTD Amount	Date/Time		File
314122.18	125939.15	1000.0000	0.3554	10.0000	7/19/2017	08:07 AM	GEDIT.RS

Level : 7

Area	Height	Vol Adj Amt	ISTD Response	ISTD Amount	Date/Time		File
361485.78	142083.34	1200.0000	0.4151	12.0000	7/19/2017	08:07 AM	GEDIT.RS

Component: 1260-5

Level : 0.5

Area	Height	Vol Adj Amt	ISTD Response	ISTD Amount	Date/Time	File
41247.17	15059.13	50.0000	0.0483	0.5000	7/19/2017 08:07 AM	GEDIT.RS

Level : 1

Area	Height	Vol Adj Amt	ISTD Response	ISTD Amount	Date/Time	File
78489.50	29035.18	100.0000	0.0894	1.0000	7/19/2017 08:07 AM	GEDIT.RS

Level : 2

Area	Height	Vol Adj Amt	ISTD Response	ISTD Amount	Date/Time	File
152364.75	53978.38	200.0000	0.1775	2.0000	7/19/2017 08:07 AM	GEDIT.RS

Level : 3

Area	Height	Vol Adj Amt	ISTD Response	ISTD Amount	Date/Time	File
290764.88	106247.86	400.0000	0.3161	4.0000	7/19/2017 08:07 AM	GEDIT.RS

Level : 4

Area	Height	Vol Adj Amt	ISTD Response	ISTD Amount	Date/Time	File
414291.14	147244.02	600.0000	0.4479	6.0000	7/19/2017 08:07 AM	GEDIT.RS

Level : 5

Area	Height	Vol Adj Amt	ISTD Response	ISTD Amount	Date/Time	File
492319.71	174931.50	800.0000	0.5712	8.0000	7/19/2017 08:07 AM	GEDIT.RS

Level : 6

Area	Height	Vol Adj Amt	ISTD Response	ISTD Amount	Date/Time	File
637739.45	228845.50	1000.0000	0.7215	10.0000	7/19/2017 08:07 AM	GEDIT.RS

Level : 7

Area	Height	Vol Adj Amt	ISTD Response	ISTD Amount	Date/Time	File
720335.34	260884.07	1200.0000	0.8272	12.0000	7/19/2017 08:07 AM	GEDIT.RS

Component: DCBP SURR

Level : 0.5

Area	Height	Vol Adj Amt	ISTD Response	ISTD Amount	Date/Time	File
123126.20	48869.13	10.0000	0.1442	0.1000	7/19/2017 08:07 AM	GEDIT.RS

Level : 1

Area	Height	Vol Adj Amt	ISTD Response	ISTD Amount	Date/Time	File
222669.60	87828.02	20.0000	0.2536	0.2000	7/19/2017 08:07 AM	GEDIT.RS

Level : 2

Area	Height	Vol Adj Amt	ISTD Response	ISTD Amount	Date/Time	File
422994.96	161335.82	40.0000	0.4929	0.4000	7/19/2017 08:07 AM	GEDIT.RS

Level : 3

Area	Height	Vol Adj Amt	ISTD Response	ISTD Amount	Date/Time	File
658382.19	252093.29	60.0000	0.7157	0.6000	7/19/2017 08:07 AM	GEDIT.RS

Level : 4

Area	Height	Vol Adj Amt	ISTD Response	ISTD Amount	Date/Time	File
853940.76	330742.07	80.0000	0.9233	0.8000	7/19/2017 08:07 AM	GEDIT.RS

Level : 5

Area	Height	Vol Adj Amt	ISTD Response	ISTD Amount	Date/Time	File
944054.56	364752.78	100.0000	1.0953	1.0000	7/19/2017 08:07 AM	GEDIT.RS

Level : 6

Area	Height	Vol Adj Amt	ISTD Response	ISTD Amount	Date/Time	File
1155013.42	440139.32	120.0000	1.3067	1.2000	7/19/2017 08:07 AM	GEDIT.RS

Level : 7

Area	Height	Vol Adj Amt	ISTD Response	ISTD Amount	Date/Time	File
1293477.11	501685.86	140.0000	1.4853	1.4000	7/19/2017 08:07 AM	GEDIT.RS

Client Id: Initial Calibration

Software Version: 4.1<1L22>
Date: 7/19/2017 08:09 AM
Sample Name : mix 1200;13h
Data File : E:\TC2017\ECD1\07-JUL\718A018.RAW Date: 7/18/2017 06:33 PM
Sequence File: E:\TC2017\ECD1\07-JUL\PCBSEQ.SEQ Cycle: 161 Channel : A
Instrument : AUTO_ECD1 Rack/Vial: 0/5 Operator:
Sample Amount : 1.0000 Dilution Factor : 1.00

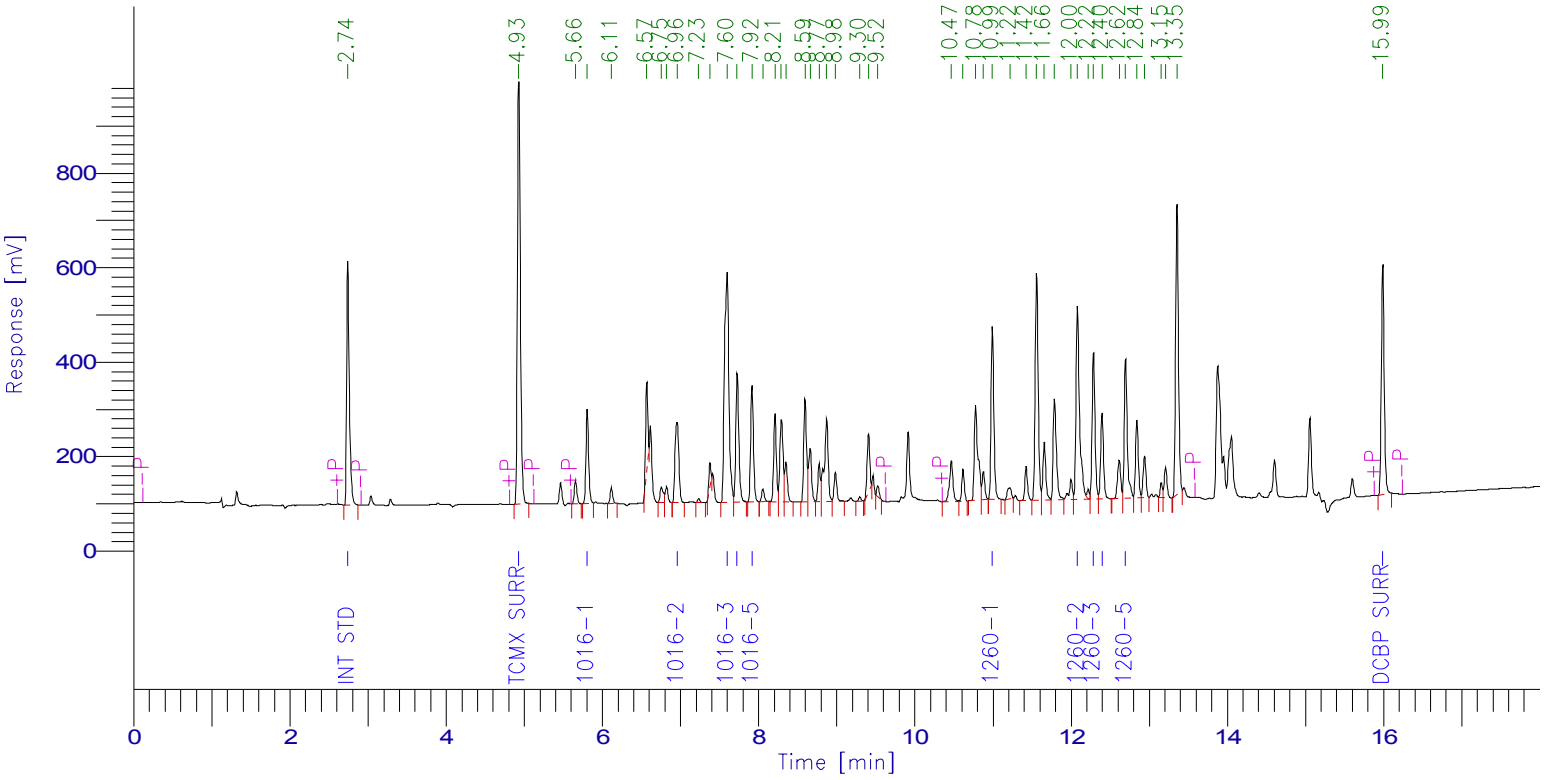

PCB Report

Time [min]	Component Name	Raw Amount	Area [µV·s]	Surrogate SM/WM	Surrogate QC / SL	Spike Rec Soils (%)	Spike Rec Water (%)
2.742	Int Std	100.0000	1198324.62	250.0000	100.0000	40.0000	20.0000
4.931	TCMX SURR	111.7446	2331542.63	279.3616	111.7446	44.6979	22.3489
5.806	1016-1	997.1291	485065.48	2492.8228	997.1291	398.8517	199.4258
6.957	1016-2	1036.4102	594843.40	2591.0255	1036.4102	414.5641	207.2820
7.597	1016-3	948.9101	1887980.23	2372.2752	948.9101	379.5640	189.7820
7.725	1016-4	995.8071	725722.22	2489.5177	995.8071	398.3228	199.1614
7.915	1016-5	1010.5578	598098.15	2526.3944	1010.5578	404.2231	202.1116
10.992	1260-1	949.5887	899009.68	2373.9718	949.5887	379.8355	189.9177
12.079	1260-2	1027.3929	1292246.49	2568.4824	1027.3929	410.9572	205.4786
12.285	1260-3	969.2980	783902.28	2423.2450	969.2980	387.7192	193.8596
12.395	1260-4	1051.0948	459722.77	2627.7371	1051.0948	420.4379	210.2190
12.696	1260-5	1016.2163	805925.47	2540.5407	1016.2163	406.4865	203.2433
15.987	DCBP SURR	118.9089	1276661.61	297.2721	118.9089	47.5635	23.7818
		10333.0586	13339045.04				

Client Id: Initial Calibration

Software Version: 4.1<1L22>
Date: 7/19/2017 08:09 AM
Sample Name : mix 1200;13h
Data File : E:\TC2017\ECD1\07-JUL\718B018.RAW Date: 7/18/2017 06:33 PM
Sequence File: E:\TC2017\ECD1\07-JUL\PCBSEQ.SEQ Cycle: 161 Channel : B
Instrument : AUTO_ECD1 Rack/Vial: 0/5 Operator:
Sample Amount : 1.0000 Dilution Factor : 1.00

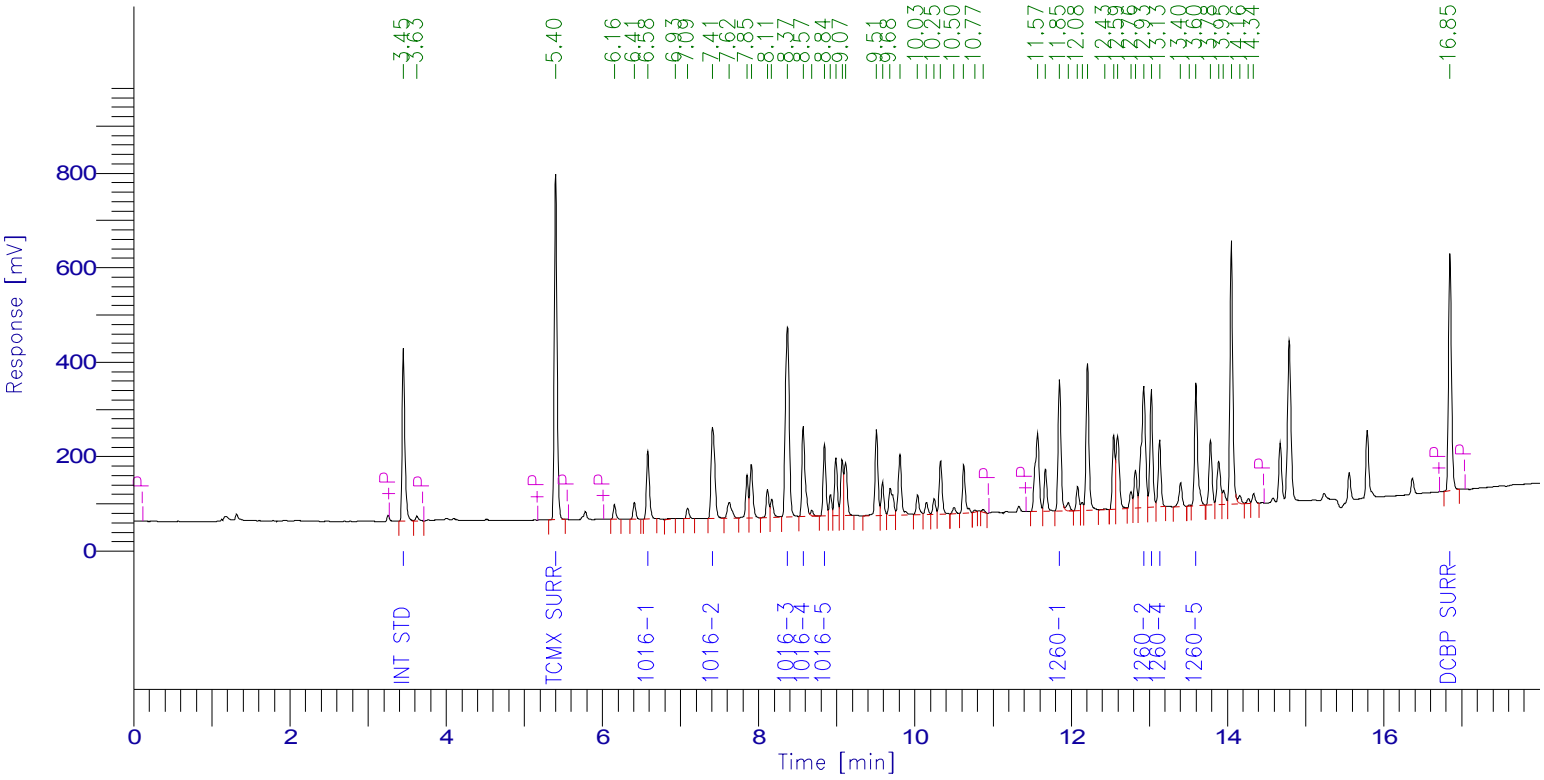

PCB Report

Time [min]	Component Name	Raw Amount	Area [µV·s]	Surrogate SM/WM	Surrogate QC / SL	Spike Rec Soils (%)	Spike Rec Water (%)
3.452	Int Std	100.0000	870863.81	250.0000	100.0000	40.0000	20.0000
5.401	TCMX SURR	118.2348	1749338.26	295.5869	118.2348	47.2939	23.6470
6.581	1016-1	996.6375	370856.43	2491.5936	996.6375	398.6550	199.3275
7.410	1016-2	1019.8771	668906.96	2549.6927	1019.8771	407.9508	203.9754
8.370	1016-3	982.9338	1371051.85	2457.3344	982.9338	393.1735	196.5868
8.571	1016-4	1043.3927	555758.34	2608.4817	1043.3927	417.3571	208.6785
8.842	1016-5	1030.0235	367871.54	2575.0588	1030.0235	412.0094	206.0047
11.849	1260-1	1027.4217	721583.85	2568.5543	1027.4217	410.9687	205.4843
12.929	1260-2	1037.3926	967825.91	2593.4814	1037.3926	414.9570	207.4785
13.025	1260-3	1028.7276	640025.37	2571.8190	1028.7276	411.4910	205.7455
13.131	1260-4	1007.8718	361485.78	2519.6794	1007.8718	403.1487	201.5744
13.596	1260-5	1032.4612	720335.34	2581.1530	1032.4612	412.9845	206.4922
16.847	DCBP SURR	124.6290	1293477.11	311.5725	124.6290	49.8516	24.9258
		10549.6031	10659380.54				

Client Id: Initial Calibration

Software Version: 4.1<1L22>
Date: 7/19/2017 08:09 AM
Sample Name : mix 1000;13e
Data File : E:\TC2017\ECD1\07-JUL\718A019.RAW Date: 7/18/2017 06:56 PM
Sequence File: E:\TC2017\ECD1\07-JUL\PCBSEQ.SEQ Cycle: 162 Channel : A
Instrument : AUTO_ECD1 Rack/Vial: 0/6 Operator:
Sample Amount : 1.0000 Dilution Factor : 1.00

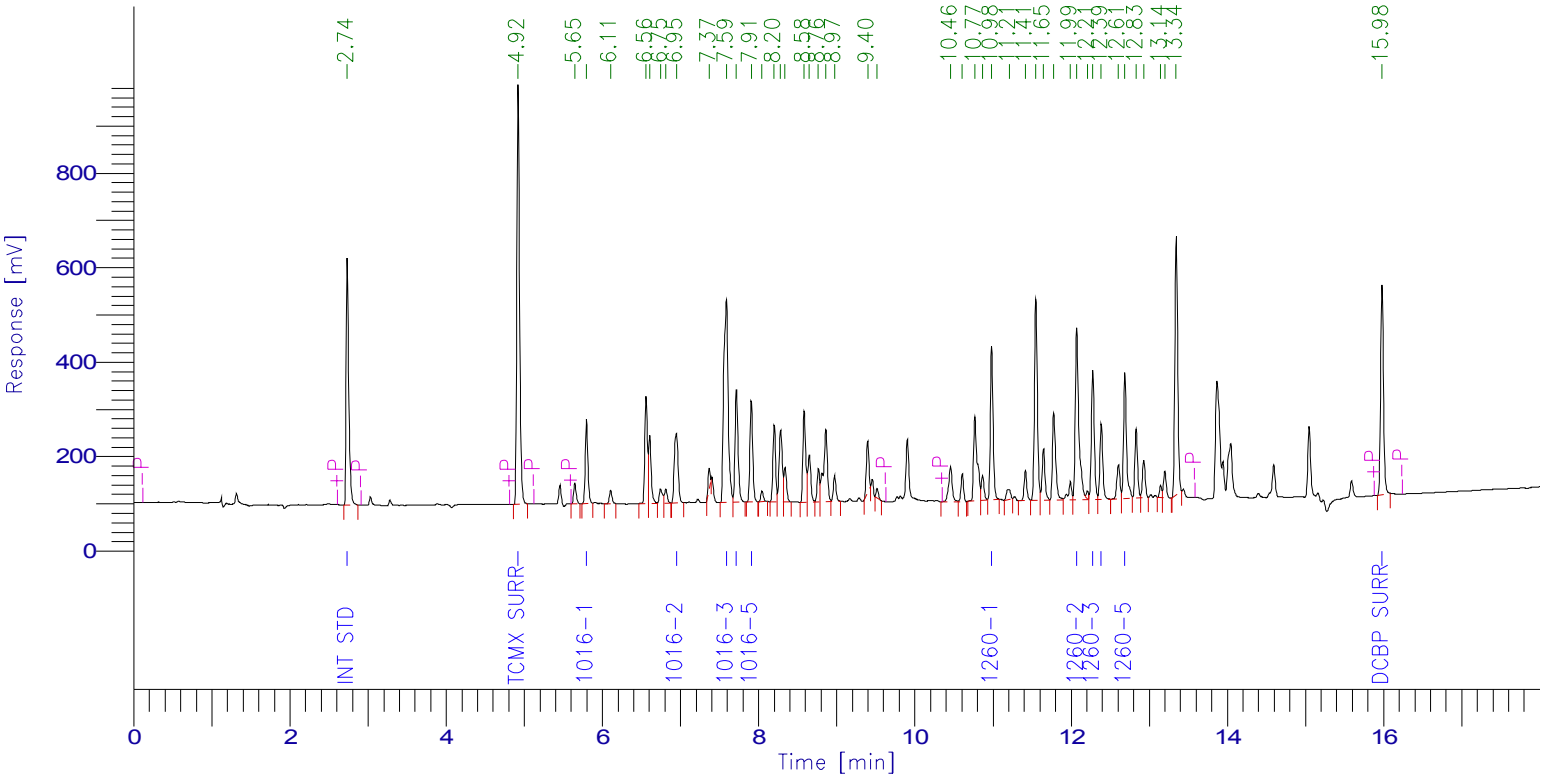

PCB Report

Time [min]	Component Name	Raw Amount	Area [µV·s]	Surrogate SM/WM	Surrogate QC / SL	Spike Rec Soils (%)	Spike Rec Water (%)
2.735	Int Std	100.0000	1203959.86	250.0000	100.0000	40.0000	20.0000
4.922	TCMX SURR	100.0457	2097262.10	250.1143	100.0457	40.0183	20.0091
5.797	1016-1	867.9575	424213.96	2169.8938	867.9575	347.1830	173.5915
6.948	1016-2	885.3656	510541.62	2213.4141	885.3656	354.1463	177.0731
7.588	1016-3	833.6777	1666510.55	2084.1942	833.6777	333.4711	166.7355
7.715	1016-4	871.0006	637751.02	2177.5014	871.0006	348.4002	174.2001
7.906	1016-5	880.5035	523576.24	2201.2588	880.5035	352.2014	176.1007
10.982	1260-1	842.7660	801628.87	2106.9150	842.7660	337.1064	168.5532
12.070	1260-2	904.3322	1142810.74	2260.8306	904.3322	361.7329	180.8664
12.276	1260-3	858.3114	697408.19	2145.7786	858.3114	343.3246	171.6623
12.385	1260-4	917.5903	403218.49	2293.9757	917.5903	367.0361	183.5181
12.687	1260-5	903.3894	719815.54	2258.4734	903.3894	361.3557	180.6779
15.977	DCBP SURR	106.5795	1149668.92	266.4487	106.5795	42.6318	21.3159
		9071.5194	11978366.10				

Software Version: 4.1<1L22>
Date: 7/19/2017 08:10 AM
Sample Name : mix 1000;13e
Data File : E:\TC2017\ECD1\07-JUL\718B019.RAW Date: 7/18/2017 06:56 PM
Sequence File: E:\TC2017\ECD1\07-JUL\PCBSEQ.SEQ Cycle: 162 Channel : B
Instrument : AUTO_ECD1 Rack/Vial: 0/6 Operator:
Sample Amount : 1.0000 Dilution Factor : 1.00

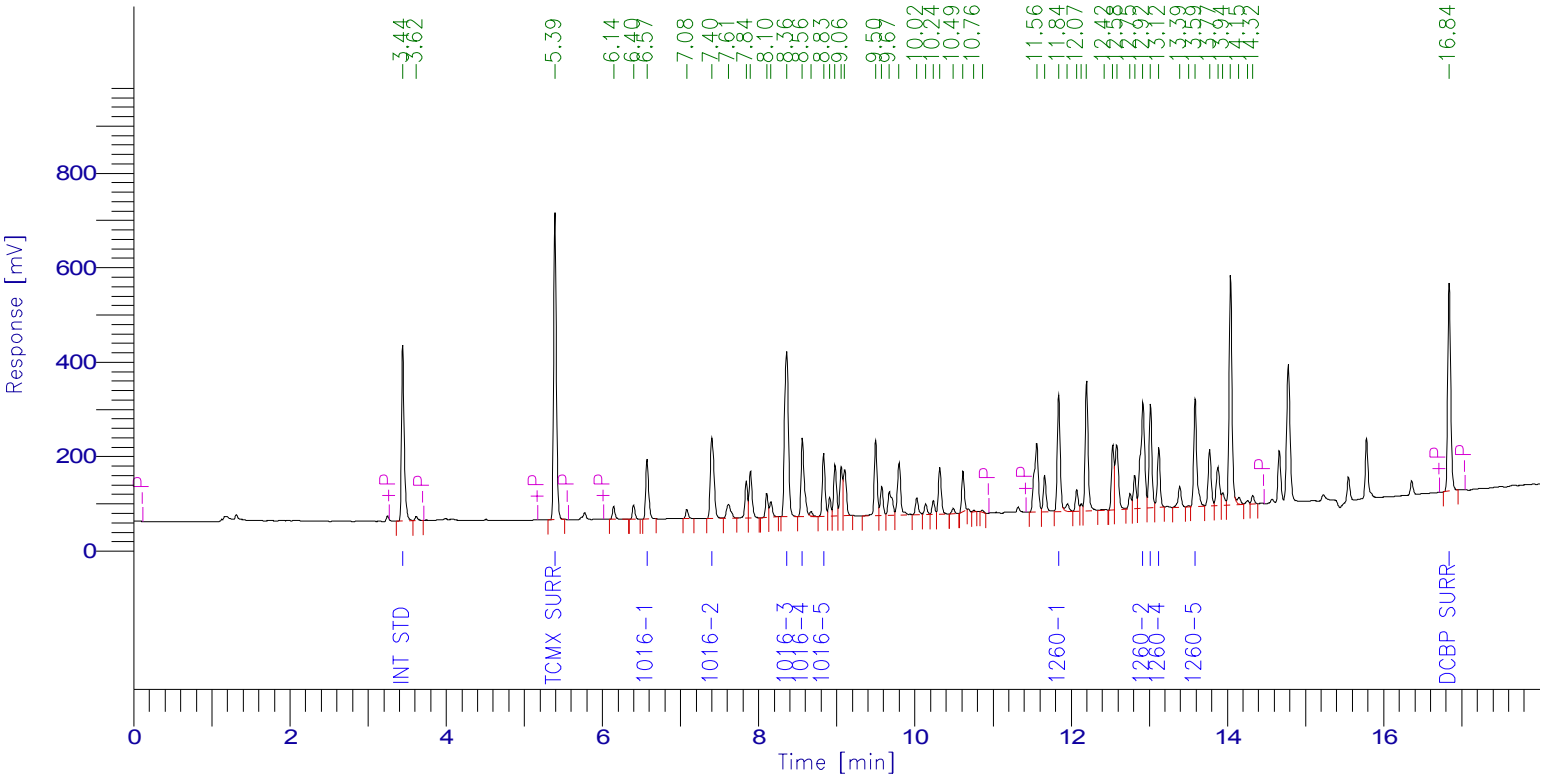

PCB Report

Time [min]	Component Name	Raw Amount	Area [µV·s]	Surrogate SM/WM	Surrogate QC / SL	Spike Rec Soils (%)	Spike Rec Water (%)
3.444	Int Std	100.0000	883895.34	250.0000	100.0000	40.0000	20.0000
5.393	TCMX SURR	102.2865	1536021.68	255.7162	102.2865	40.9146	20.4573
6.571	1016-1	858.0277	324056.32	2145.0692	858.0277	343.2111	171.6055
7.400	1016-2	877.5961	584202.19	2193.9903	877.5961	351.0385	175.5192
8.360	1016-3	845.8368	1197475.88	2114.5919	845.8368	338.3347	169.1674
8.560	1016-4	899.9320	486517.56	2249.8301	899.9320	359.9728	179.9864
8.832	1016-5	886.8117	321463.05	2217.0293	886.8117	354.7247	177.3623
11.839	1260-1	886.7388	632097.95	2216.8471	886.7388	354.6955	177.3478
12.919	1260-2	891.4149	844081.90	2228.5371	891.4149	356.5659	178.2830
13.014	1260-3	890.6622	562419.60	2226.6556	890.6622	356.2649	178.1324
13.120	1260-4	862.9032	314122.18	2157.2579	862.9032	345.1613	172.5806
13.586	1260-5	900.5995	637739.45	2251.4987	900.5995	360.2398	180.1199
16.838	DCBP SURR	109.6470	1155013.42	274.1175	109.6470	43.8588	21.9294
		9112.4564	9479106.51				

Client Id: Initial Calibration

Software Version: 4.1<1L22>
Date: 7/19/2017 08:10 AM
Sample Name : mix 800;13d
Data File : E:\TC2017\ECD1\07-JUL\718A020.RAW Date: 7/18/2017 07:18 PM
Sequence File: E:\TC2017\ECD1\07-JUL\PCBSEQ.SEQ Cycle: 163 Channel : A
Instrument : AUTO_ECD1 Rack/Vial: 0/7 Operator:
Sample Amount : 1.0000 Dilution Factor : 1.00

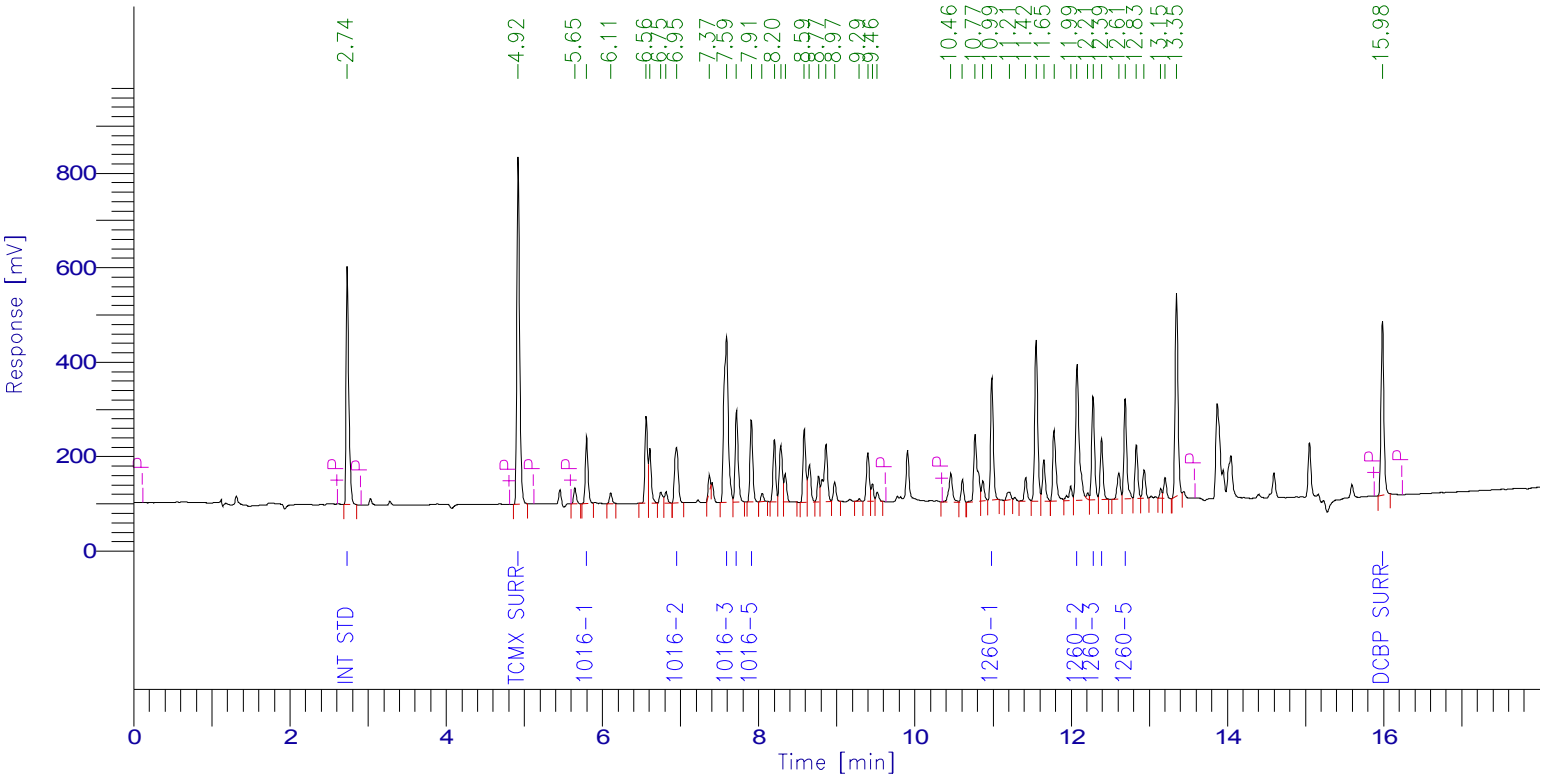

PCB Report

Time [min]	Component Name	Raw Amount	Area [µV·s]	Surrogate SM/WM	Surrogate QC / SL	Spike Rec Soils (%)	Spike Rec Water (%)
2.735	Int Std	100.0000	1174393.84	250.0000	100.0000	40.0000	20.0000
4.922	TCMX SURR	85.9382	1757284.28	214.8454	85.9382	34.3753	17.1876
5.798	1016-1	719.4254	342984.11	1798.5634	719.4254	287.7701	143.8851
6.950	1016-2	712.4521	400742.96	1781.1302	712.4521	284.9808	142.4904
7.589	1016-3	691.9895	1349308.28	1729.9739	691.9895	276.7958	138.3979
7.716	1016-4	710.8997	507741.68	1777.2492	710.8997	284.3599	142.1799
7.906	1016-5	724.3784	420161.33	1810.9460	724.3784	289.7514	144.8757
10.985	1260-1	695.9628	645734.70	1739.9070	695.9628	278.3851	139.1926
12.075	1260-2	740.6719	913006.69	1851.6799	740.6719	296.2688	148.1344
12.279	1260-3	699.0801	554077.95	1747.7004	699.0801	279.6321	139.8160
12.389	1260-4	728.6912	312346.70	1821.7280	728.6912	291.4765	145.7382
12.691	1260-5	721.9242	561099.13	1804.8105	721.9242	288.7697	144.3848
15.983	DCBP SURR	90.0150	947143.49	225.0375	90.0150	36.0060	18.0030
		7421.4285	9886025.15				

Client Id: Initial Calibration

Software Version: 4.1<1L22>
Date: 7/19/2017 08:10 AM
Sample Name : mix 800;13d
Data File : E:\TC2017\ECD1\07-JUL\718B020.RAW Date: 7/18/2017 07:18 PM
Sequence File: E:\TC2017\ECD1\07-JUL\PCBSEQ.SEQ Cycle: 163 Channel : B
Instrument : AUTO_ECD1 Rack/Vial: 0/7 Operator:
Sample Amount : 1.0000 Dilution Factor : 1.00

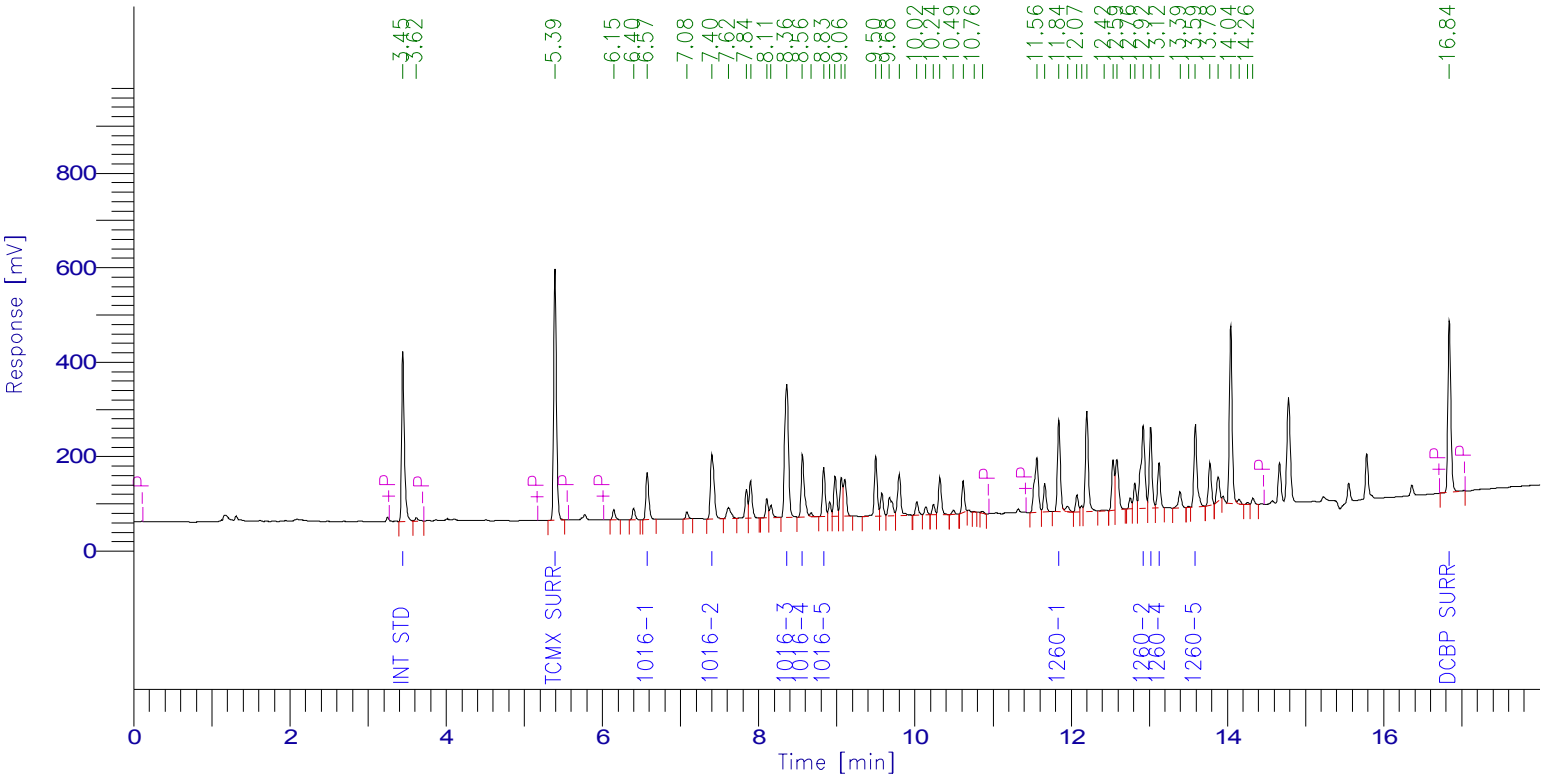

PCB Report

Time [min]	Component Name	Raw Amount	Area [µV·s]	Surrogate SM/WM	Surrogate QC / SL	Spike Rec Soils (%)	Spike Rec Water (%)
3.446	Int Std	100.0000	861946.33	250.0000	100.0000	40.0000	20.0000
5.393	TCMX SURR	87.0423	1274644.61	217.6059	87.0423	34.8169	17.4085
6.573	1016-1	699.9803	257800.88	1749.9507	699.9803	279.9921	139.9961
7.401	1016-2	715.8301	464684.11	1789.5753	715.8301	286.3320	143.1660
8.361	1016-3	693.4600	957372.64	1733.6500	693.4600	277.3840	138.6920
8.561	1016-4	728.8842	384261.38	1822.2106	728.8842	291.5537	145.7768
8.833	1016-5	716.7561	253367.22	1791.8903	716.7561	286.7024	143.3512
11.841	1260-1	709.5050	493200.47	1773.7624	709.5050	283.8020	141.9010
12.922	1260-2	712.1846	657622.54	1780.4616	712.1846	284.8738	142.4369
13.016	1260-3	706.8609	435272.02	1767.1523	706.8609	282.7444	141.3722
13.123	1260-4	678.4938	240858.40	1696.2345	678.4938	271.3975	135.6988
13.589	1260-5	712.9454	492319.71	1782.3635	712.9454	285.1782	142.5891
16.839	DCBP SURR	91.9025	944054.56	229.7563	91.9025	36.7610	18.3805
		7353.8453	7717404.88				

Client Id: Initial Calibration

Software Version: 4.1<1L22>
Date: 7/19/2017 08:10 AM
Sample Name : mix 600;14p
Data File : E:\TC2017\ECD1\07-JUL\718A021.RAW Date: 7/18/2017 07:40 PM
Sequence File: E:\TC2017\ECD1\07-JUL\PCBSEQ.SEQ Cycle: 164 Channel : A
Instrument : AUTO_ECD1 Rack/Vial: 0/8 Operator:
Sample Amount : 1.0000 Dilution Factor : 1.00

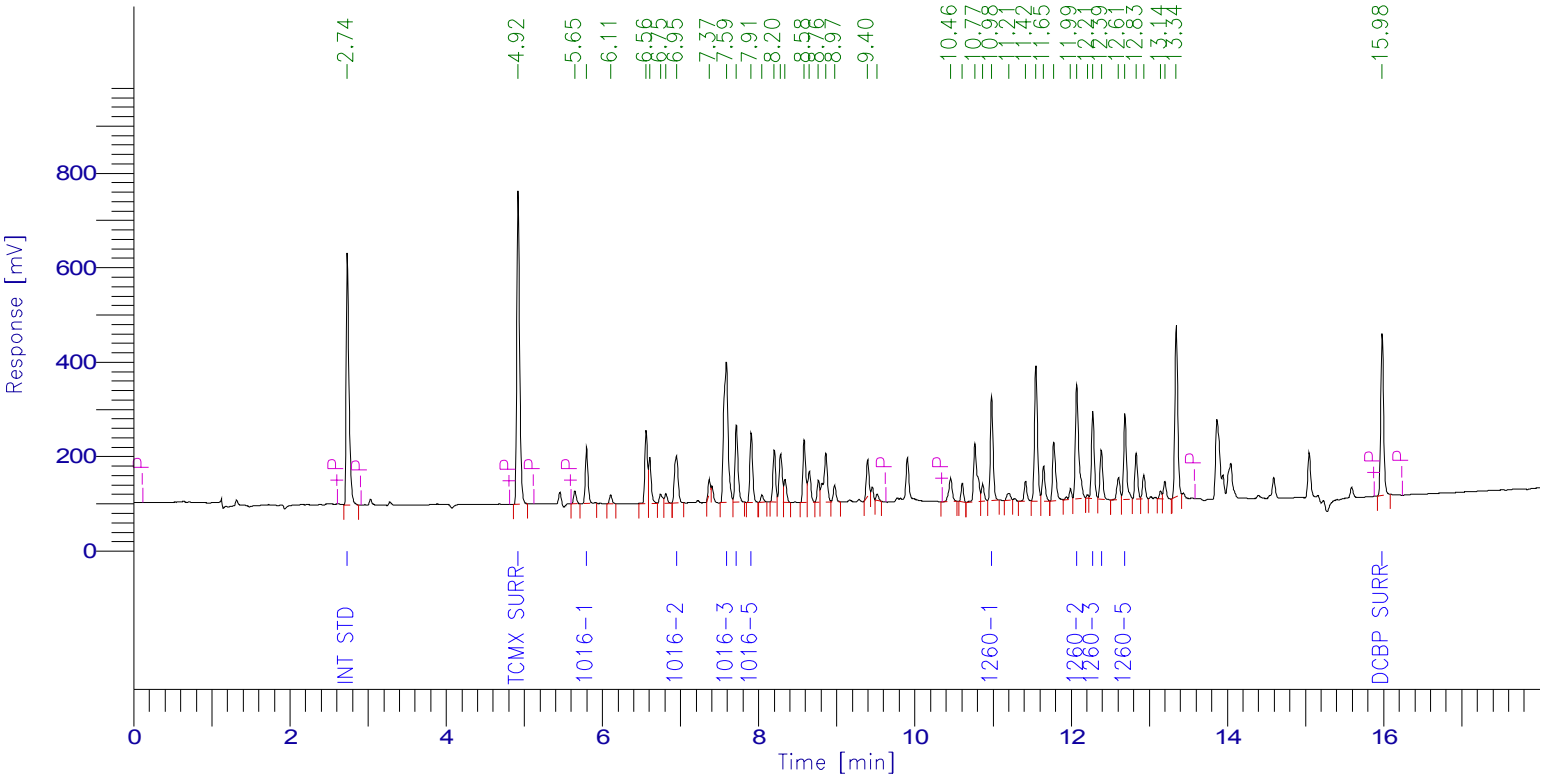

PCB Report

Time [min]	Component Name	Raw Amount	Area [µV·s]	Surrogate SM/WM	Surrogate QC / SL	Spike Rec Soils (%)	Spike Rec Water (%)
2.736	Int Std	100.0000	1296807.51	250.0000	100.0000	40.0000	20.0000
4.922	TCMX SURR	72.2264	1630849.55	180.5661	72.2264	28.8906	14.4453
5.798	1016-1	555.7017	292544.36	1389.2542	555.7017	222.2807	111.1403
6.949	1016-2	540.1416	335490.05	1350.3541	540.1416	216.0566	108.0283
7.587	1016-3	529.6583	1140431.48	1324.1458	529.6583	211.8633	105.9317
7.714	1016-4	544.8652	429719.73	1362.1629	544.8652	217.9461	108.9730
7.905	1016-5	551.2139	353047.00	1378.0348	551.2139	220.4856	110.2428
10.982	1260-1	537.1363	550318.77	1342.8406	537.1363	214.8545	107.4273
12.070	1260-2	529.9480	721345.08	1324.8700	529.9480	211.9792	105.9896
12.276	1260-3	508.7261	445235.37	1271.8152	508.7261	203.4904	101.7452
12.386	1260-4	540.3762	255771.02	1350.9404	540.3762	216.1505	108.0752
12.688	1260-5	550.5267	472485.16	1376.3168	550.5267	220.2107	110.1053
15.979	DCBP SURR	75.5232	877492.13	188.8081	75.5232	30.2093	15.1046
		5636.0437	8801537.19				

Client Id: Initial Calibration

Software Version: 4.1<1L22>
Date: 7/19/2017 08:10 AM
Sample Name : mix 600;14p
Data File : E:\TC2017\ECD1\07-JUL\718B021.RAW Date: 7/18/2017 07:40 PM
Sequence File: E:\TC2017\ECD1\07-JUL\PCBSEQ.SEQ Cycle: 164 Channel : B
Instrument : AUTO_ECD1 Rack/Vial: 0/8 Operator:
Sample Amount : 1.0000 Dilution Factor : 1.00

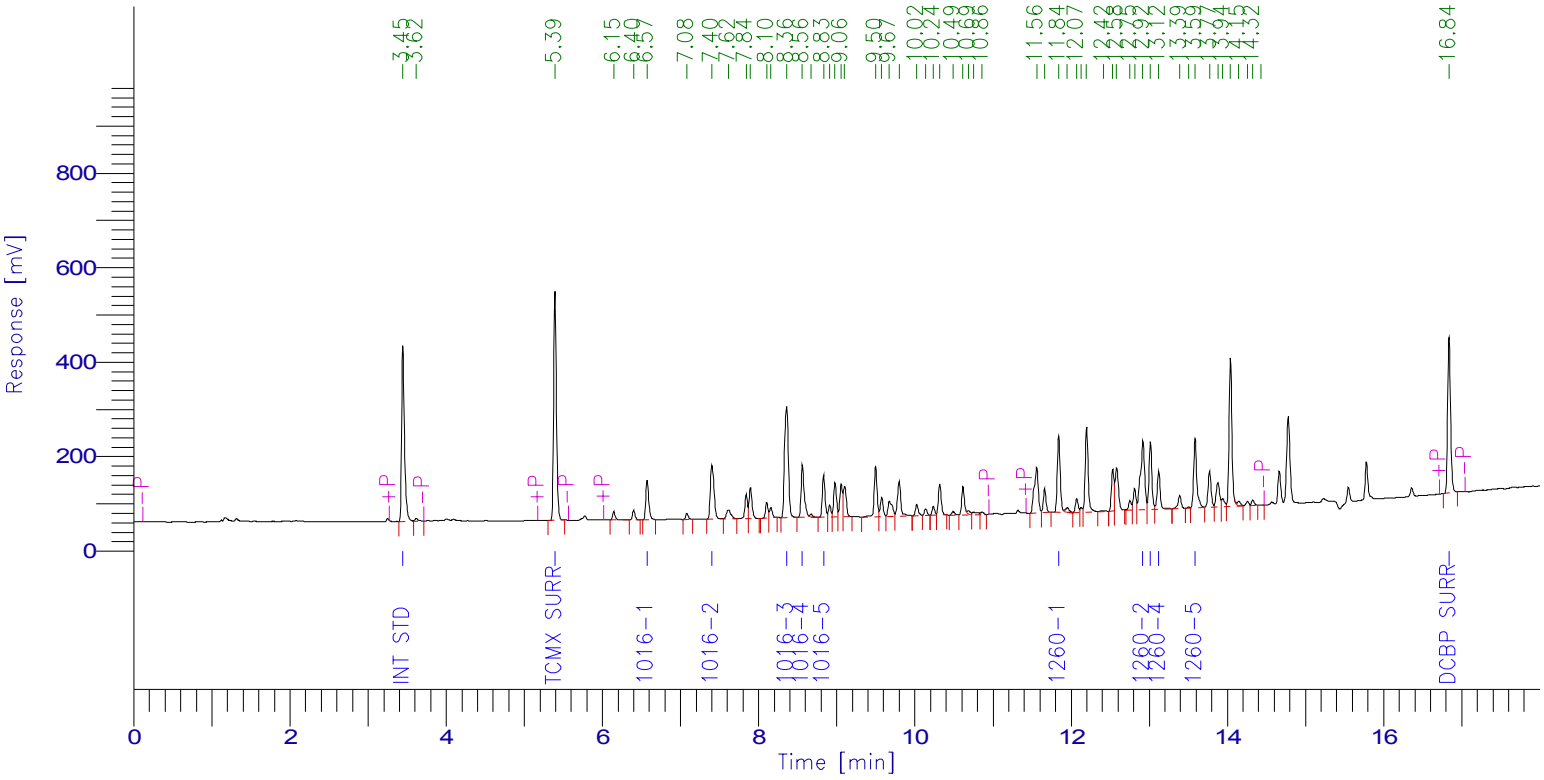

PCB Report

Time [min]	Component Name	Raw Amount	Area [µV·s]	Surrogate SM/WM	Surrogate QC / SL	Spike Rec Soils (%)	Spike Rec Water (%)
3.446	Int Std	100.0000	924924.28	250.0000	100.0000	40.0000	20.0000
5.393	TCMX SURR	74.1698	1165498.94	185.4246	74.1698	29.6679	14.8340
6.572	1016-1	545.6284	215636.11	1364.0709	545.6284	218.2514	109.1257
7.400	1016-2	560.2951	390292.88	1400.7377	560.2951	224.1180	112.0590
8.359	1016-3	540.0605	800069.90	1350.1511	540.0605	216.0242	108.0121
8.560	1016-4	565.7389	320044.34	1414.3472	565.7389	226.2955	113.1478
8.832	1016-5	555.7578	210809.67	1389.3944	555.7578	222.3031	111.1516
11.839	1260-1	553.6919	413011.54	1384.2298	553.6919	221.4768	110.7384
12.918	1260-2	554.1840	549115.92	1385.4600	554.1840	221.6736	110.8368
13.013	1260-3	555.7459	367222.28	1389.3648	555.7459	222.2984	111.1492
13.119	1260-4	566.7152	215877.19	1416.7881	566.7152	226.6861	113.3430
13.585	1260-5	559.0990	414291.14	1397.7475	559.0990	223.6396	111.8198
16.836	DCBP SURR	77.4698	853940.76	193.6744	77.4698	30.9879	15.4940
		5808.5562	6840734.95				

Client Id: Initial Calibration

Software Version: 4.1<1L22>
Date: 7/19/2017 08:10 AM
Sample Name : mix 400;13b
Data File : E:\TC2017\ECD1\07-JUL\718A022.RAW Date: 7/18/2017 08:02 PM
Sequence File: E:\TC2017\ECD1\07-JUL\PCBSEQ.SEQ Cycle: 165 Channel : A
Instrument : AUTO_ECD1 Rack/Vial: 0/9 Operator:
Sample Amount : 1.0000 Dilution Factor : 1.00

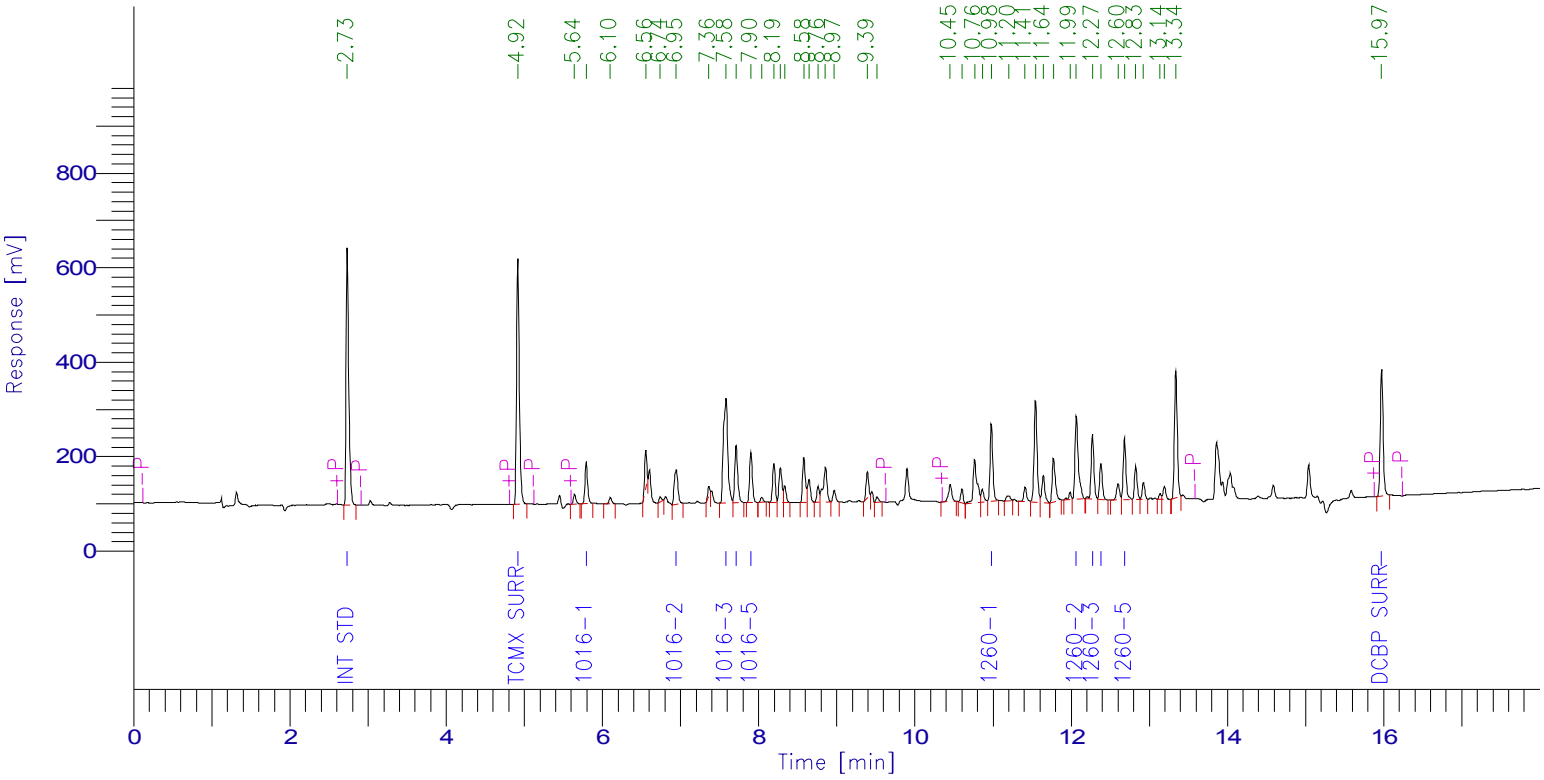

PCB Report

Time [min]	Component Name	Raw Amount	Area [µV·s]	Surrogate SM/WM	Surrogate QC / SL	Spike Rec Soils (%)	Spike Rec Water (%)
2.734	Int Std	100.0000	1263619.52	250.0000	100.0000	40.0000	20.0000
4.918	TCMX SURR	56.8314	1250393.20	142.0784	56.8314	22.7325	11.3663
5.793	1016-1	410.5414	210594.84	1026.3534	410.5414	164.2165	82.1083
6.946	1016-2	398.5878	241233.06	996.4695	398.5878	159.4351	79.7176
7.583	1016-3	402.3047	844052.28	1005.7618	402.3047	160.9219	80.4609
7.711	1016-4	406.6164	312479.80	1016.5410	406.6164	162.6466	81.3233
7.901	1016-5	412.0310	257147.92	1030.0774	412.0310	164.8124	82.4062
10.978	1260-1	406.7458	406063.35	1016.8646	406.7458	162.6983	81.3492
12.065	1260-2	394.9352	523813.21	987.3380	394.9352	157.9741	78.9870
12.272	1260-3	391.2639	333669.33	978.1599	391.2639	156.5056	78.2528
12.380	1260-4	397.7656	183452.31	994.4140	397.7656	159.1062	79.5531
12.682	1260-5	399.3451	333963.43	998.3627	399.3451	159.7380	79.8690
15.973	DCBP SURR	60.0864	680267.04	150.2159	60.0864	24.0345	12.0173
		4237.0547	6840749.27				

Client Id: Initial Calibration

Software Version: 4.1<1L22>
Date: 7/19/2017 08:10 AM
Sample Name : mix 400;13b
Data File : E:\TC2017\ECD1\07-JUL\718B022.RAW Date: 7/18/2017 08:02 PM
Sequence File: E:\TC2017\ECD1\07-JUL\PCBSEQ.SEQ Cycle: 165 Channel : B
Instrument : AUTO_ECD1 Rack/Vial: 0/9 Operator:
Sample Amount : 1.0000 Dilution Factor : 1.00

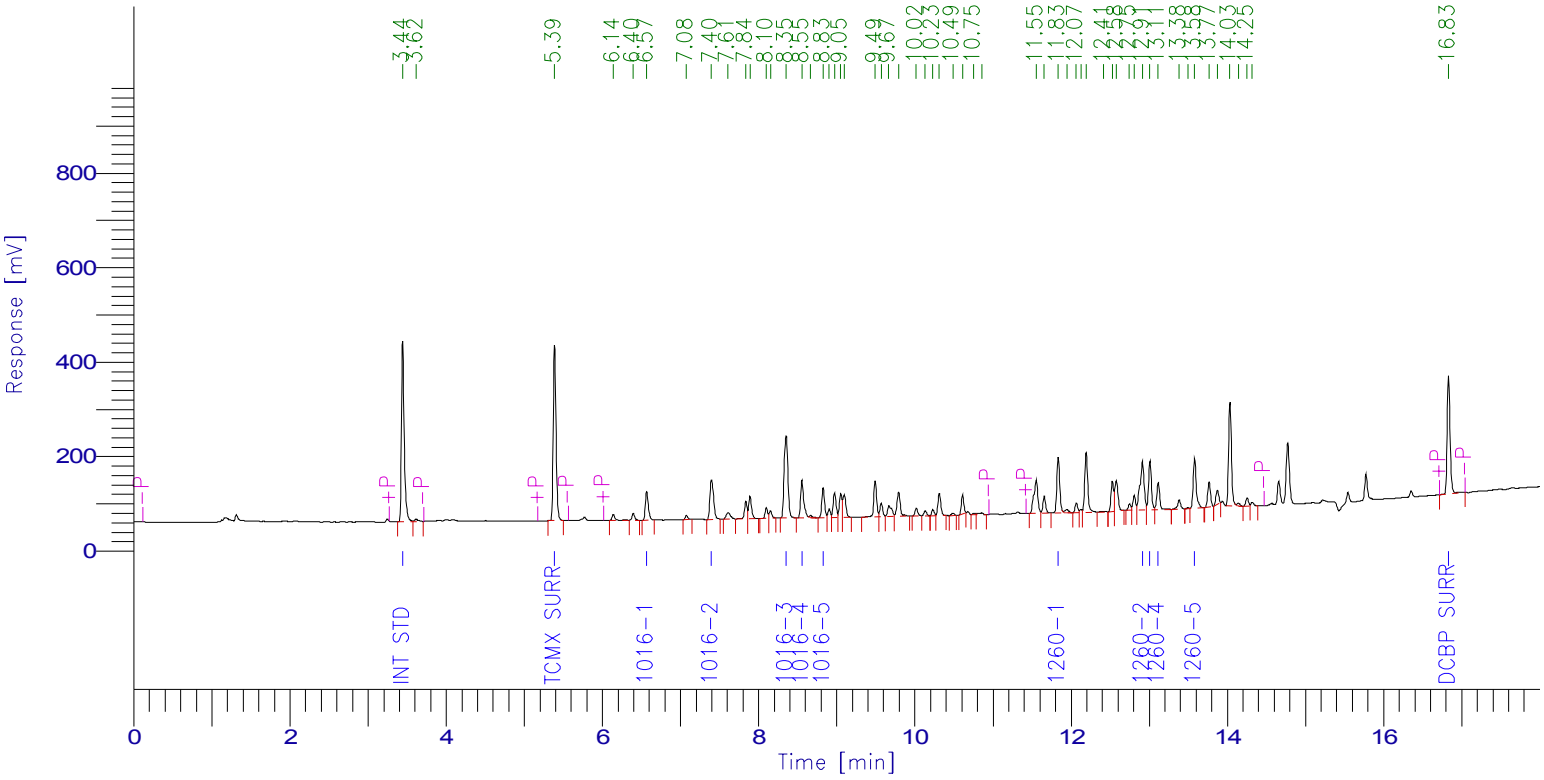

PCB Report

Time [min]	Component Name	Raw Amount	Area [µV·s]	Surrogate SM/WM	Surrogate QC / SL	Spike Rec Soils (%)	Spike Rec Water (%)
3.443	Int Std	100.0000	919902.20	250.0000	100.0000	40.0000	20.0000
5.388	TCMX SURR	57.2381	894550.52	143.0951	57.2381	22.8952	11.4476
6.567	1016-1	399.0946	156868.56	997.7366	399.0946	159.6379	79.8189
7.395	1016-2	401.3266	278039.98	1003.3165	401.3266	160.5306	80.2653
8.353	1016-3	395.1017	582143.27	987.7541	395.1017	158.0407	79.0203
8.554	1016-4	411.3278	231428.94	1028.3195	411.3278	164.5311	82.2656
8.825	1016-5	404.7067	152679.54	1011.7667	404.7067	161.8827	80.9413
11.833	1260-1	415.1902	308018.33	1037.9755	415.1902	166.0761	83.0380
12.912	1260-2	395.1967	389456.43	987.9918	395.1967	158.0787	79.0393
13.007	1260-3	399.4811	262533.34	998.7028	399.4811	159.7924	79.8962
13.113	1260-4	405.7143	153708.41	1014.2856	405.7143	162.2857	81.1429
13.579	1260-5	394.5387	290764.88	986.3466	394.5387	157.8155	78.9077
16.829	DCBP SURR	60.0547	658382.19	150.1368	60.0547	24.0219	12.0109
		4238.9711	5278476.59				

Client Id: Initial Calibration

Software Version: 4.1<1L22>
Date: 7/19/2017 08:10 AM
Sample Name : mix 200;13a
Data File : E:\TC2017\ECD1\07-JUL\718A023.RAW Date: 7/18/2017 08:24 PM
Sequence File: E:\TC2017\ECD1\07-JUL\PCBSEQ.SEQ Cycle: 166 Channel : A
Instrument : AUTO_ECD1 Rack/Vial: 0/10 Operator:
Sample Amount : 1.0000 Dilution Factor : 1.00

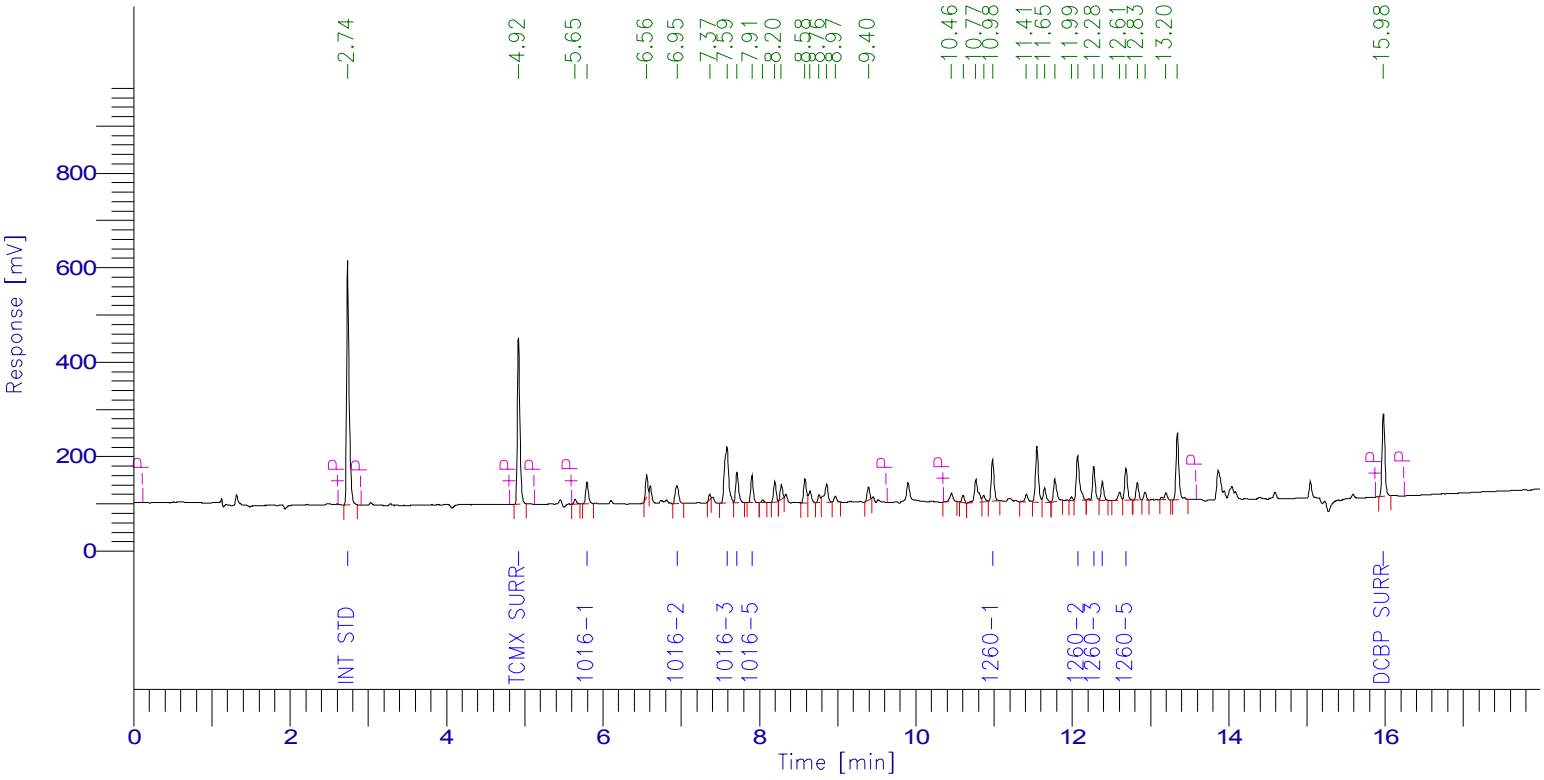

PCB Report

Time [min]	Component Name	Raw Amount	Area [µV·s]	Surrogate SM/WM	Surrogate QC / SL	Spike Rec Soils (%)	Spike Rec Water (%)
2.736	Int Std	100.0000	1202433.08	250.0000	100.0000	40.0000	20.0000
4.920	TCMX SURR	39.1807	820304.47	97.9517	39.1807	15.6723	7.8361
5.796	1016-1	223.0483	108876.52	557.6207	223.0483	89.2193	44.6097
6.948	1016-2	214.2446	123386.41	535.6116	214.2446	85.6979	42.8489
7.586	1016-3	224.6111	448425.13	561.5276	224.6111	89.8444	44.9222
7.714	1016-4	222.8822	162988.49	557.2054	222.8822	89.1529	44.5764
7.905	1016-5	222.4613	132115.02	556.1532	222.4613	88.9845	44.4923
10.981	1260-1	227.8288	216433.17	569.5719	227.8288	91.1315	45.5658
12.068	1260-2	217.4814	274484.13	543.7034	217.4814	86.9925	43.4963
12.275	1260-3	220.7554	179144.06	551.8885	220.7554	88.3022	44.1511
12.384	1260-4	215.6712	94652.63	539.1780	215.6712	86.2685	43.1342
12.686	1260-5	207.4367	165074.81	518.5918	207.4367	82.9747	41.4873
15.976	DCBP SURR	41.5975	448142.14	103.9939	41.5975	16.6390	8.3195
		2377.1991	4376460.07				

Client Id: Initial Calibration

Software Version: 4.1<1L22>
Date: 7/19/2017 08:10 AM
Sample Name : mix 200;13a
Data File : E:\TC2017\ECD1\07-JUL\718B023.RAW Date: 7/18/2017 08:24 PM
Sequence File: E:\TC2017\ECD1\07-JUL\PCBSEQ.SEQ Cycle: 166 Channel : B
Instrument : AUTO_ECD1 Rack/Vial: 0/10 Operator:
Sample Amount : 1.0000 Dilution Factor : 1.00

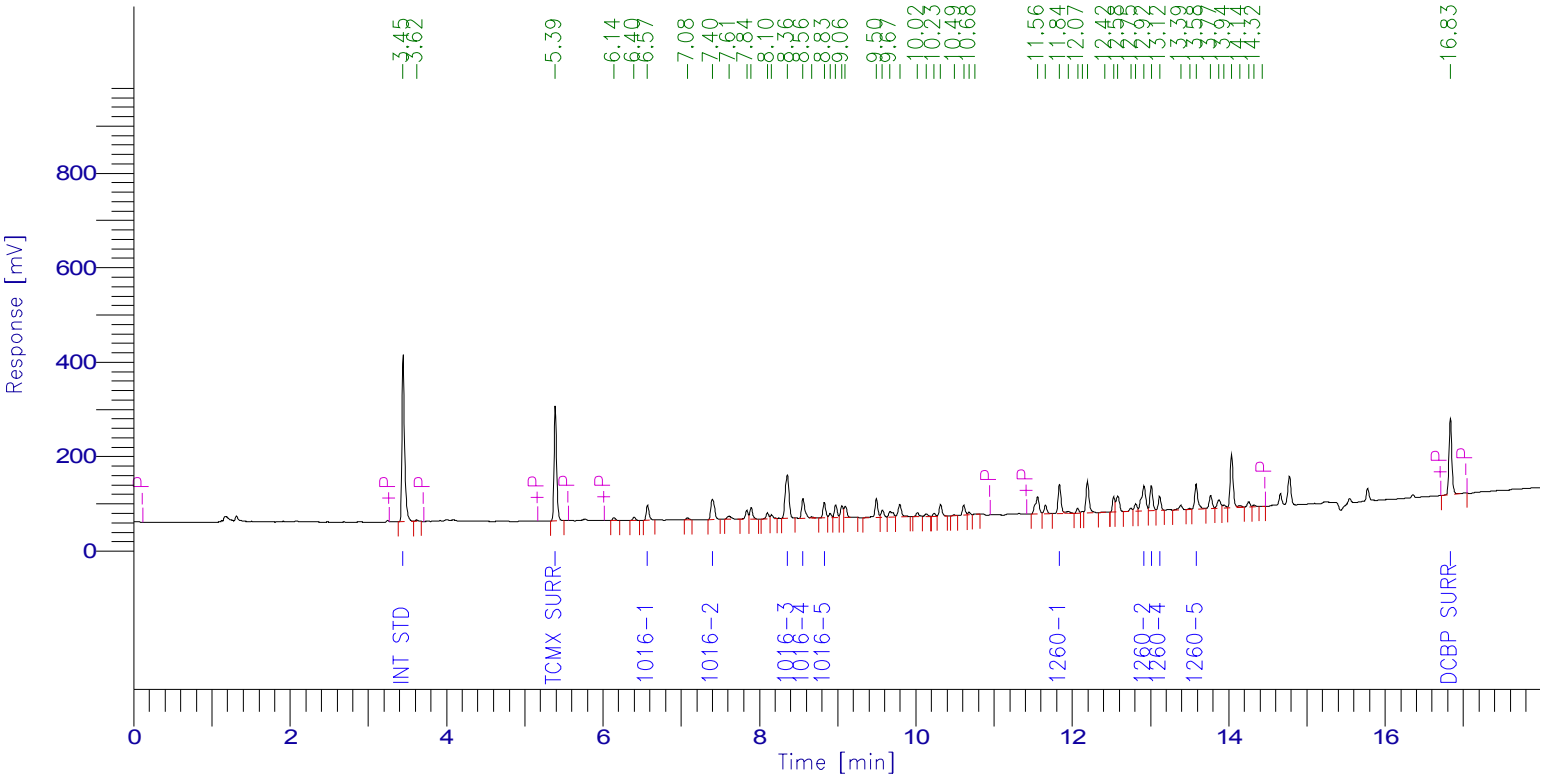

PCB Report

Time [min]	Component Name	Raw Amount	Area [µV·s]	Surrogate SM/WM	Surrogate QC / SL	Spike Rec Soils (%)	Spike Rec Water (%)
3.445	Int Std	100.0000	858199.34	250.0000	100.0000	40.0000	20.0000
5.391	TCMX SURR	39.2956	572941.74	98.2390	39.2956	15.7182	7.8591
6.569	1016-1	221.0977	81075.73	552.7444	221.0977	88.4391	44.2195
7.398	1016-2	220.5192	142528.66	551.2980	220.5192	88.2077	44.1038
8.357	1016-3	220.8436	303565.48	552.1090	220.8436	88.3374	44.1687
8.558	1016-4	221.7265	116384.11	554.3162	221.7265	88.6906	44.3453
8.829	1016-5	221.2437	77867.79	553.1092	221.2437	88.4975	44.2487
11.836	1260-1	236.2356	163501.34	590.5890	236.2356	94.4942	47.2471
12.916	1260-2	218.0956	200511.39	545.2391	218.0956	87.2383	43.6191
13.010	1260-3	216.7768	132906.91	541.9420	216.7768	86.7107	43.3554
13.117	1260-4	208.2358	73600.24	520.5895	208.2358	83.2943	41.6472
13.583	1260-5	221.6081	152364.75	554.0202	221.6081	88.6432	44.3216
16.832	DCBP SURR	41.3578	422994.96	103.3946	41.3578	16.5431	8.2716
		2387.0360	3298442.44				

Client Id: Initial Calibration

Software Version: 4.1<1L22>
Date: 7/19/2017 08:11 AM
Sample Name : mix 100;12z
Data File : E:\TC2017\ECD1\07-JUL\718A024.RAW Date: 7/18/2017 08:46 PM
Sequence File: E:\TC2017\ECD1\07-JUL\PCBSEQ.SEQ Cycle: 167 Channel : A
Instrument : AUTO_ECD1 Rack/Vial: 0/11 Operator:
Sample Amount : 1.0000 Dilution Factor : 1.00

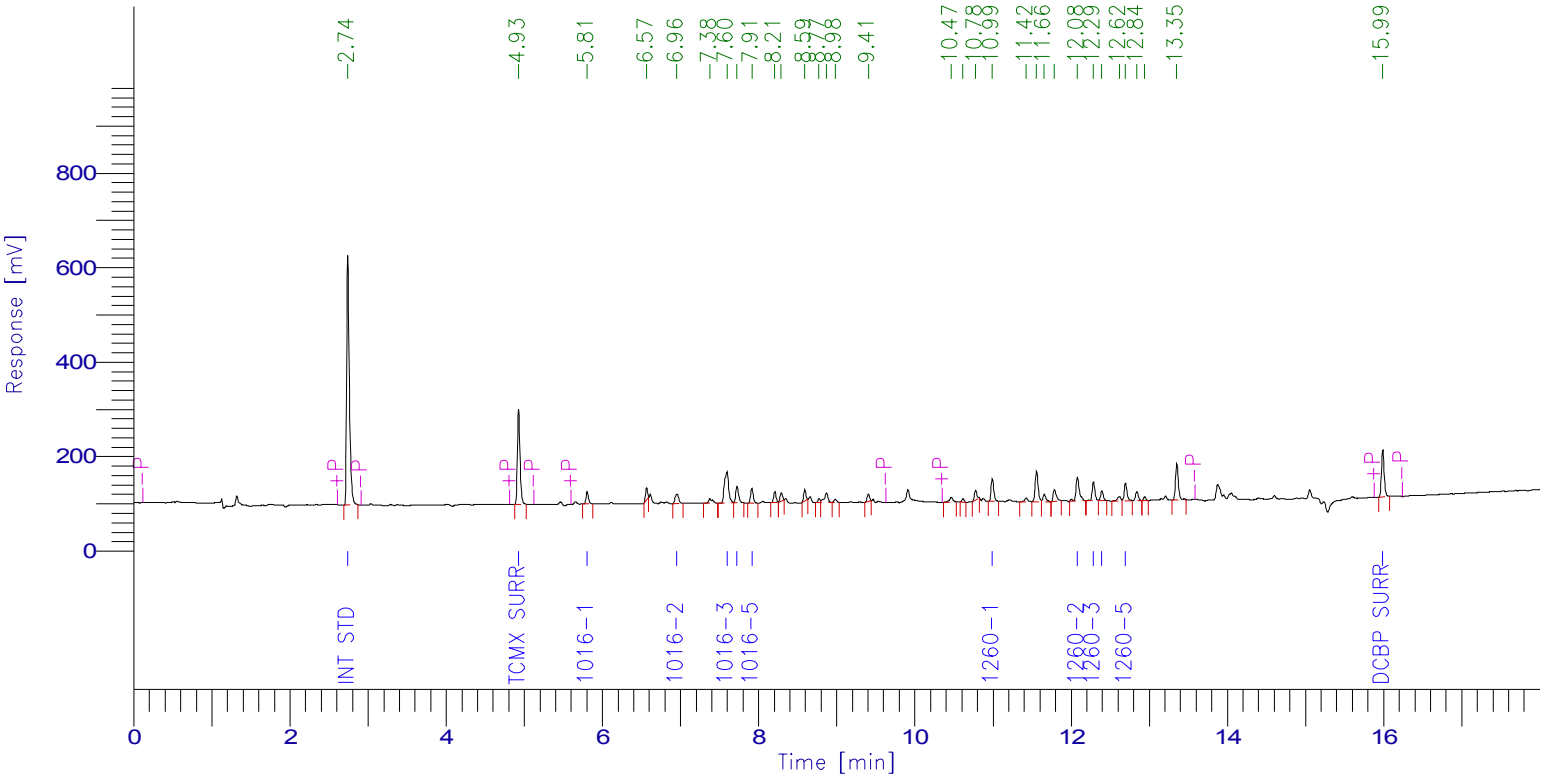

PCB Report

Time [min]	Component Name	Raw Amount	Area [µV·s]	Surrogate SM/WM	Surrogate QC / SL	Spike Rec Soils (%)	Spike Rec Water (%)
2.742	Int Std	100.0000	1247742.83	250.0000	100.0000	40.0000	20.0000
4.928	TCMX SURR	21.1817	460180.71	52.9543	21.1817	8.4727	4.2363
5.805	1016-1	115.4713	58488.93	288.6783	115.4713	46.1885	23.0943
6.955	1016-2	108.2221	64675.18	270.5553	108.2221	43.2889	21.6444
7.595	1016-3	119.0627	246659.93	297.6567	119.0627	47.6251	23.8125
7.723	1016-4	116.2506	88214.68	290.6264	116.2506	46.5002	23.2501
7.913	1016-5	113.2800	69809.61	283.2001	113.2800	45.3120	22.6560
10.991	1260-1	117.1516	115485.54	292.8790	117.1516	46.8606	23.4303
12.078	1260-2	117.4068	153763.23	293.5169	117.4068	46.9627	23.4814
12.285	1260-3	116.4675	98075.36	291.1687	116.4675	46.5870	23.2935
12.393	1260-4	109.8676	50035.03	274.6689	109.8676	43.9470	21.9735
12.696	1260-5	115.9560	95753.01	289.8899	115.9560	46.3824	23.1912
15.987	DCBP SURR	21.9813	245733.77	54.9532	21.9813	8.7925	4.3963
		1292.2991	2994617.83				

Client Id: Initial Calibration

Software Version: 4.1<1L22>
Date: 7/19/2017 08:11 AM
Sample Name : mix 100;12z
Data File : E:\TC2017\ECD1\07-JUL\718B024.RAW Date: 7/18/2017 08:46 PM
Sequence File: E:\TC2017\ECD1\07-JUL\PCBSEQ.SEQ Cycle: 167 Channel : B
Instrument : AUTO_ECD1 Rack/Vial: 0/11 Operator:
Sample Amount : 1.0000 Dilution Factor : 1.00

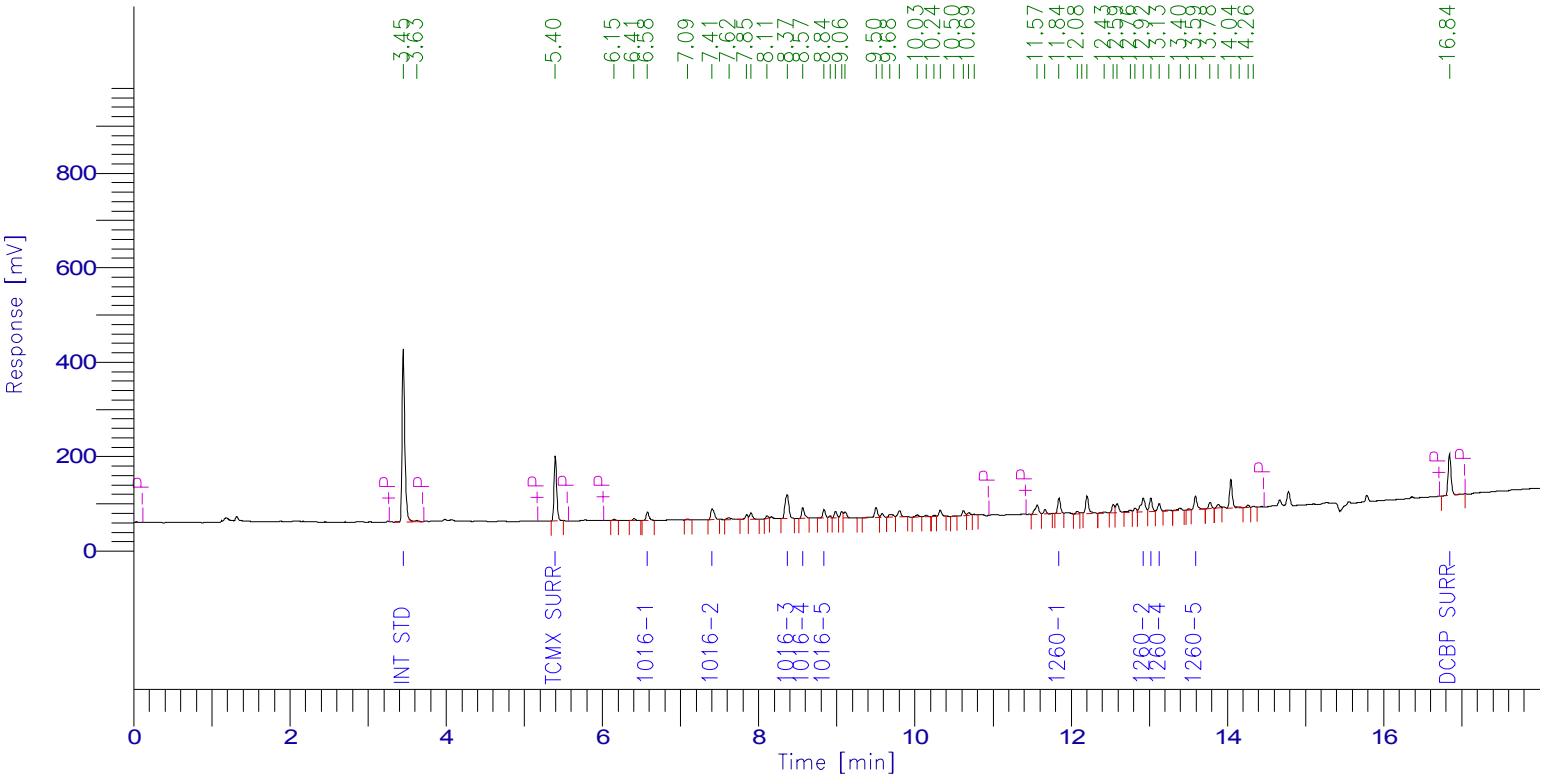

PCB Report

Time [min]	Component Name	Raw Amount	Area [µV·s]	Surrogate SM/WM	Surrogate QC / SL	Spike Rec Soils (%)	Spike Rec Water (%)
3.451	Int Std	100.0000	878145.08	250.0000	100.0000	40.0000	20.0000
5.398	TCMX SURR	21.0682	314319.73	52.6705	21.0682	8.4273	4.2136
6.576	1016-1	117.8758	44229.23	294.6896	117.8758	47.1503	23.5752
7.405	1016-2	115.1737	76170.57	287.9342	115.1737	46.0695	23.0347
8.366	1016-3	118.5637	166762.16	296.4093	118.5637	47.4255	23.7127
8.566	1016-4	110.2657	59223.58	275.6642	110.2657	44.1063	22.0531
8.838	1016-5	117.5078	42318.66	293.7696	117.5078	47.0031	23.5016
11.844	1260-1	108.5215	76854.57	271.3036	108.5215	43.4086	21.7043
12.924	1260-2	114.5273	107740.58	286.3184	114.5273	45.8109	22.9055
13.019	1260-3	114.9361	72105.65	287.3402	114.9361	45.9744	22.9872
13.125	1260-4	109.0175	39427.39	272.5437	109.0175	43.6070	21.8035
13.590	1260-5	111.5667	78489.50	278.9167	111.5667	44.6267	22.3133
16.842	DCBP SURR	21.2768	222669.60	53.1919	21.2768	8.5107	4.2554
		1280.3008	2178456.29				

Client Id: Initial Calibration

Software Version: 4.1<1L22>
Date: 7/19/2017 08:11 AM
Sample Name : mix 50;13i
Data File : E:\TC2017\ECD1\07-JUL\718A025.RAW Date: 7/18/2017 09:08 PM
Sequence File: E:\TC2017\ECD1\07-JUL\PCBSEQ.SEQ Cycle: 168 Channel : A
Instrument : AUTO_ECD1 Rack/Vial: 0/12 Operator:
Sample Amount : 1.0000 Dilution Factor : 1.00

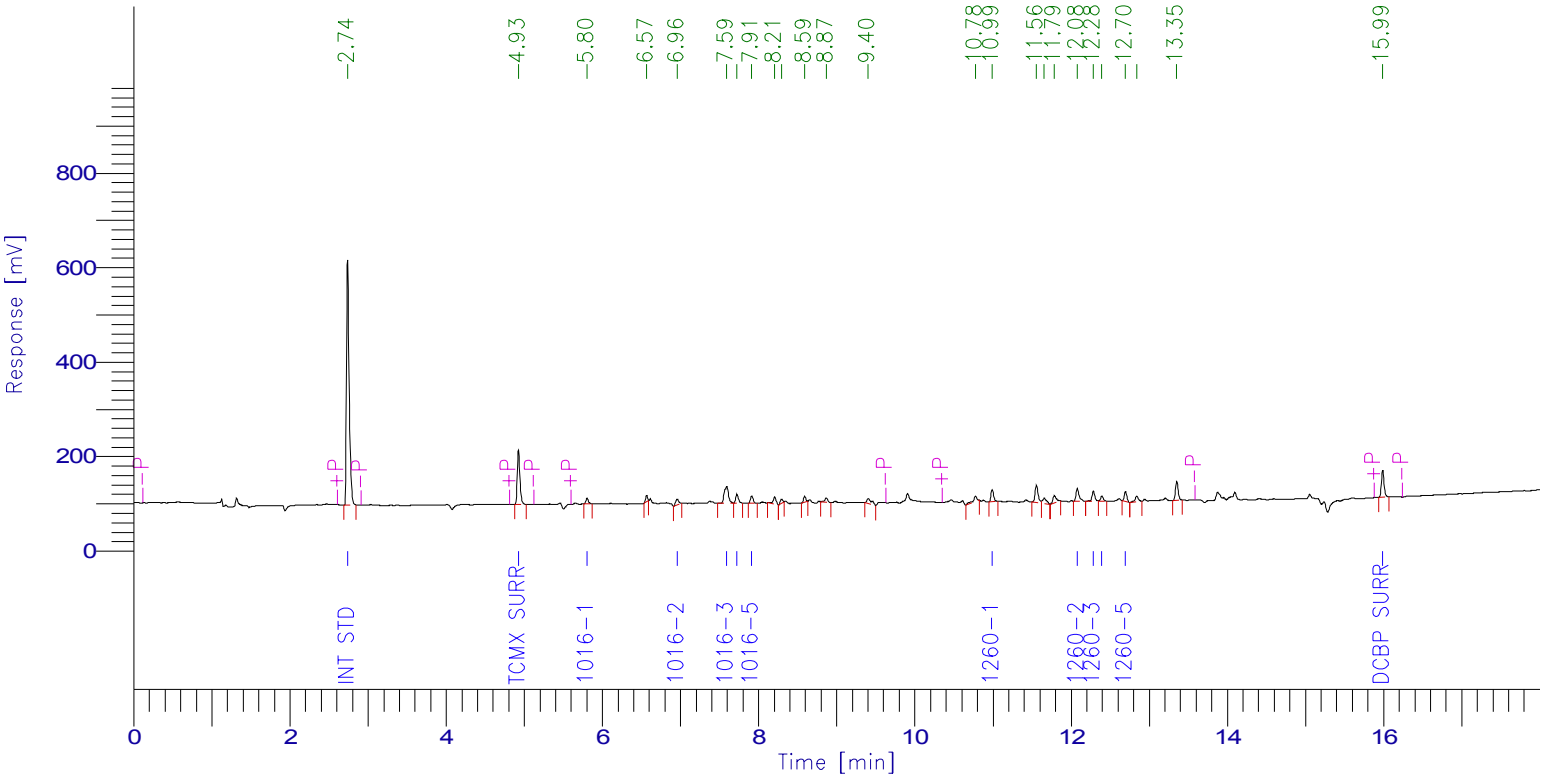

PCB Report

Time [min]	Component Name	Raw Amount	Area [µV·s]	Surrogate SM/WM	Surrogate QC / SL	Spike Rec Soils (%)	Spike Rec Water (%)
2.739	Int Std	100.0000	1207947.17	250.0000	100.0000	40.0000	20.0000
4.926	TCMX SURR	12.5200	263325.40	31.2999	12.5200	5.0080	2.5040
5.803	1016-1	58.9671	28915.61	147.4178	58.9671	23.5868	11.7934
6.959	1016-2	65.5122	37902.39	163.7805	65.5122	26.2049	13.1024
7.593	1016-3	65.4185	131203.73	163.5462	65.4185	26.1674	13.0837
7.721	1016-4	60.4485	44407.26	151.1212	60.4485	24.1794	12.0897
7.912	1016-5	58.9009	35140.40	147.2523	58.9009	23.5604	11.7802
10.990	1260-1	63.6603	60753.41	159.1506	63.6603	25.4641	12.7321
12.077	1260-2	59.0804	74907.57	147.7010	59.0804	23.6322	11.8161
12.284	1260-3	68.2801	55663.70	170.7002	68.2801	27.3120	13.6560
12.393	1260-4	61.1780	26972.62	152.9451	61.1780	24.4712	12.2356
12.695	1260-5	61.7354	49353.32	154.3385	61.7354	24.6942	12.3471
15.986	DCBP SURR	12.7786	138298.41	31.9464	12.7786	5.1114	2.5557
		748.4799	2154791.01				

Client Id: Initial Calibration

Software Version: 4.1<1L22>
Date: 7/19/2017 08:11 AM
Sample Name : mix 50;13i
Data File : E:\TC2017\ECD1\07-JUL\718B025.RAW Date: 7/18/2017 09:08 PM
Sequence File: E:\TC2017\ECD1\07-JUL\PCBSEQ.SEQ Cycle: 168 Channel : B
Instrument : AUTO_ECD1 Rack/Vial: 0/12 Operator:
Sample Amount : 1.0000 Dilution Factor : 1.00

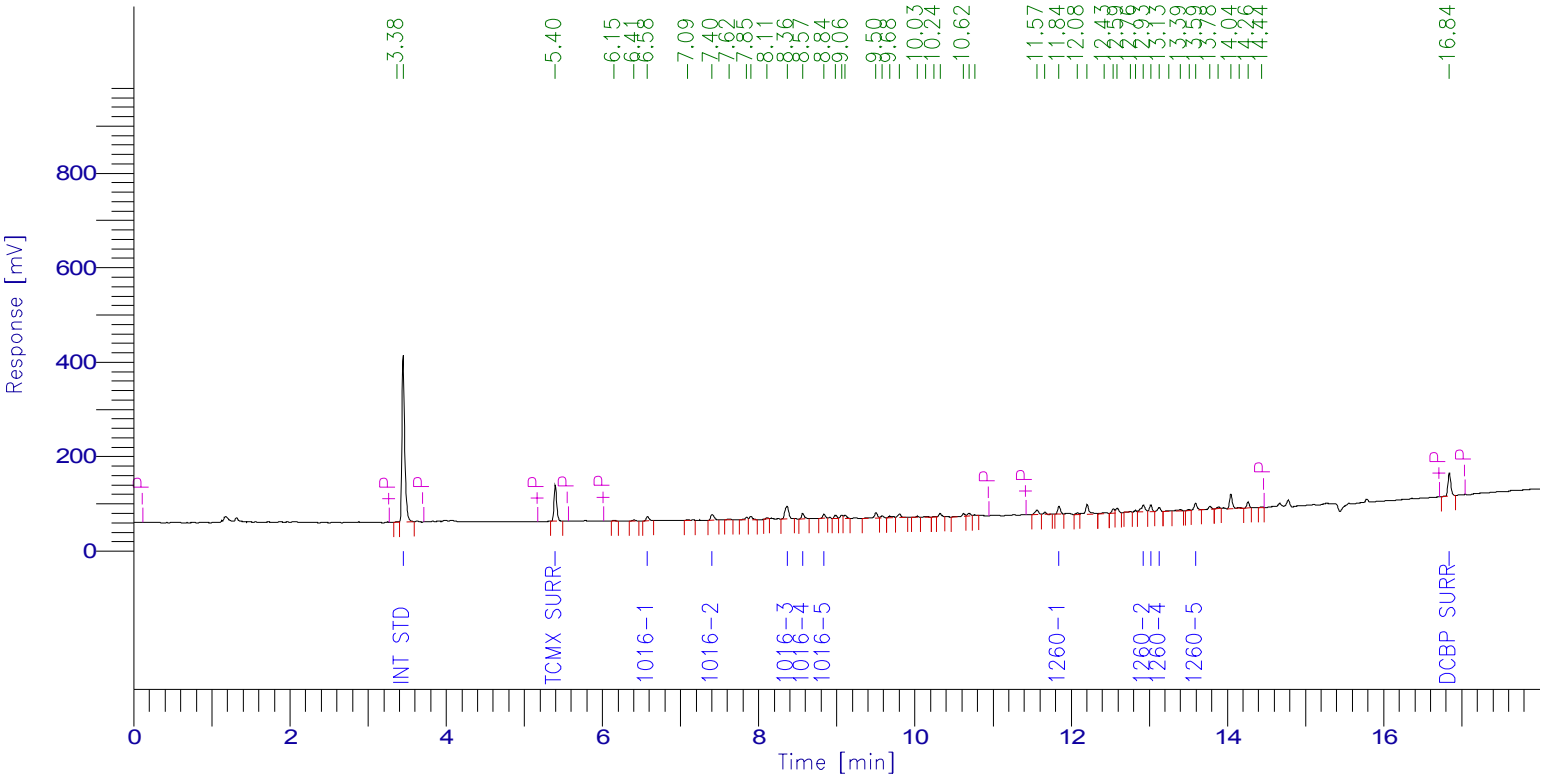

PCB Report

Time [min]	Component Name	Raw Amount	Area [µV·s]	Surrogate SM/WM	Surrogate QC / SL	Spike Rec Soils (%)	Spike Rec Water (%)
3.449	Int Std	100.0000	853855.88	250.0000	100.0000	40.0000	20.0000
5.397	TCMX SURR	12.1269	175918.51	30.3172	12.1269	4.8507	2.4254
6.577	1016-1	62.2551	22713.17	155.6377	62.2551	24.9020	12.4510
7.404	1016-2	59.3122	38141.37	148.2805	59.3122	23.7249	11.8624
8.364	1016-3	64.5258	88246.50	161.3146	64.5258	25.8103	12.9052
8.565	1016-4	56.8481	29688.51	142.1202	56.8481	22.7392	11.3696
8.837	1016-5	56.9782	19952.26	142.4455	56.9782	22.7913	11.3956
11.844	1260-1	57.1504	39354.23	142.8759	57.1504	22.8601	11.4301
12.925	1260-2	60.3239	55179.47	150.8096	60.3239	24.1295	12.0648
13.019	1260-3	60.5149	36914.19	151.2872	60.5149	24.2060	12.1030
13.126	1260-4	67.9461	23893.77	169.8652	67.9461	27.1784	13.5892
13.591	1260-5	60.2974	41247.17	150.7436	60.2974	24.1190	12.0595
16.840	DCBP SURR	12.0998	123126.20	30.2494	12.0998	4.8399	2.4200
		730.3786	1548231.24				

Software Version: 4.1<1L22>
Date: 9/7/2016 03:10 PM
Sample Name : 1221 1000
Data File : E:\TC2015\ECD24\06-JUN\618A029.RAW Date: 6/18/2015 09:00 PM
Sequence File: E:\TC2015\ECD24\06-JUN\PCB.SEQ Cycle: 369 Channel : A
Instrument : AUTO_ECD24 Rack/Vial: 0/0 Operator:
Sample Amount : 1.0000 Dilution Factor : 1.00

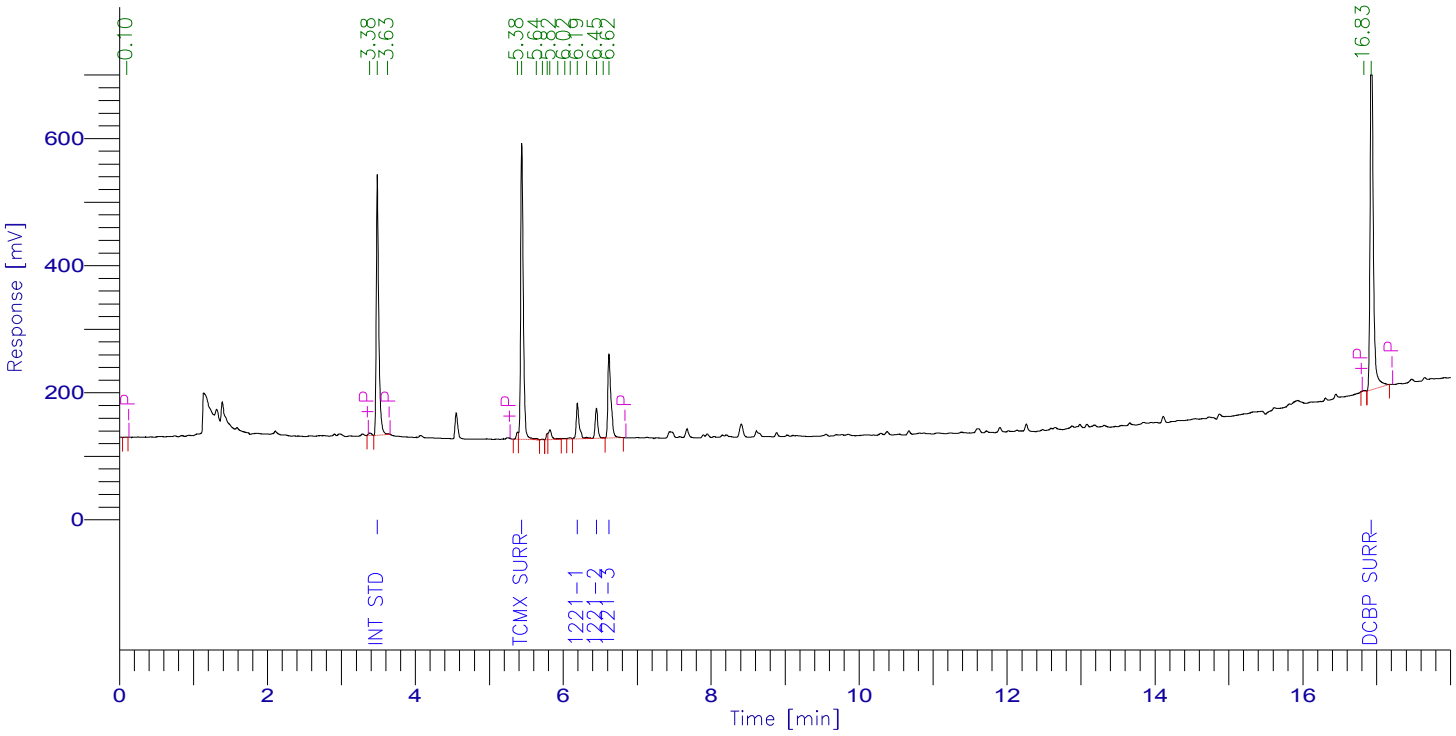

PCB Report

Time [min]	Component Name	Raw Amount	Area [µV·s]	Surrogate SM/WM	Surrogate QC / SL	Spike Rec Soils (%)	Spike Rec Water (%)
3.486	Int Std	100.0000	964948.32	250.0000	100.0000	40.0000	20.0000
5.440	TCMX SURR	100.0000	1145680.46	250.0000	100.0000	40.0000	20.0000
6.192	1221-1	1000.0000	157526.55	2500.0000	1000.0000	400.0000	200.0000
6.448	1221-2	1000.0000	120315.78	2500.0000	1000.0000	400.0000	200.0000
6.619	1221-3	1000.0000	392096.86	2500.0000	1000.0000	400.0000	200.0000
16.927	DCBP SURR	100.0000	1801049.12	250.0000	100.0000	40.0000	20.0000
		3300.0000	4581617.09				

Software Version: 4.1<1L22>
Date: 9/7/2016 03:18 PM
Sample Name : 1221 1000
Data File : E:\TC2015\ECD24\06-JUN\618B029.RAW Date: 6/18/2015 09:00 PM
Sequence File: E:\TC2015\ECD24\06-JUN\PCB.SEQ Cycle: 369 Channel : B
Instrument : AUTO_ECD24 Rack/Vial: 0/0 Operator:
Sample Amount : 1.0000 Dilution Factor : 1.00

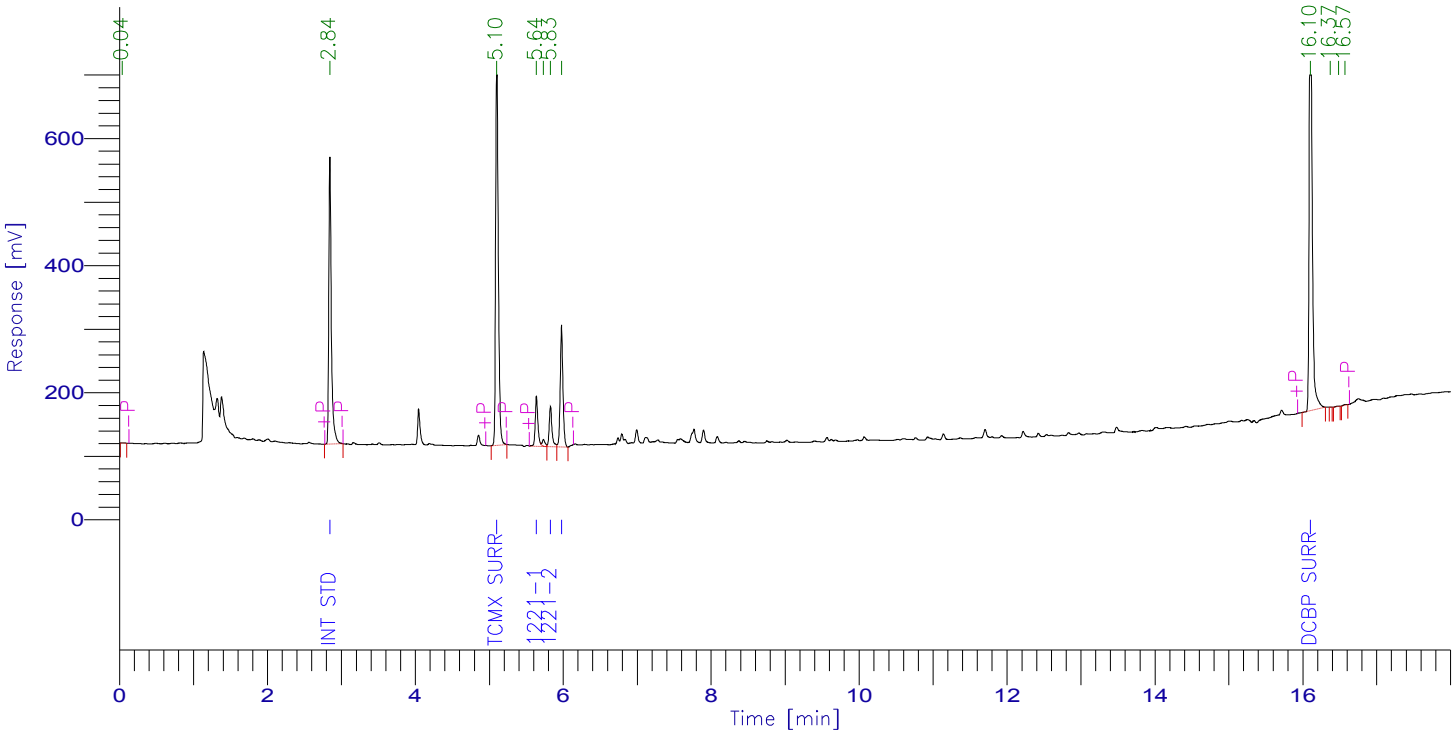

PCB Report

Time [min]	Component Name	Raw Amount	Area [µV·s]	Surrogate SM/WM	Surrogate QC / SL	Spike Rec Soils (%)	Spike Rec Water (%)
2.844	Int Std	100.0000	1086912.48	250.0000	100.0000	40.0000	20.0000
5.102	TCMX SURR	100.0000	1523483.84	250.0000	100.0000	40.0000	20.0000
5.638	1221-1	1000.0000	206138.62	2500.0000	1000.0000	400.0000	200.0000
5.827	1221-2	1000.0000	166116.43	2500.0000	1000.0000	400.0000	200.0000
5.977	1221-3	1000.0000	493227.19	2500.0000	1000.0000	400.0000	200.0000
16.103	DCBP SURR	100.0000	1942433.12	250.0000	100.0000	40.0000	20.0000
		3300.0000	5418311.68				

Software Version: 4.1<1L22>
Date: 9/7/2016 03:12 PM
Sample Name : 1232 1000
Data File : E:\TC2015\ECD24\06-JUN\618A030.RAW Date: 6/18/2015 09:23 PM
Sequence File: E:\TC2015\ECD24\06-JUN\PCB.SEQ Cycle: 370 Channel : A
Instrument : AUTO_ECD24 Rack/Vial: 0/0 Operator:
Sample Amount : 1.0000 Dilution Factor : 1.00

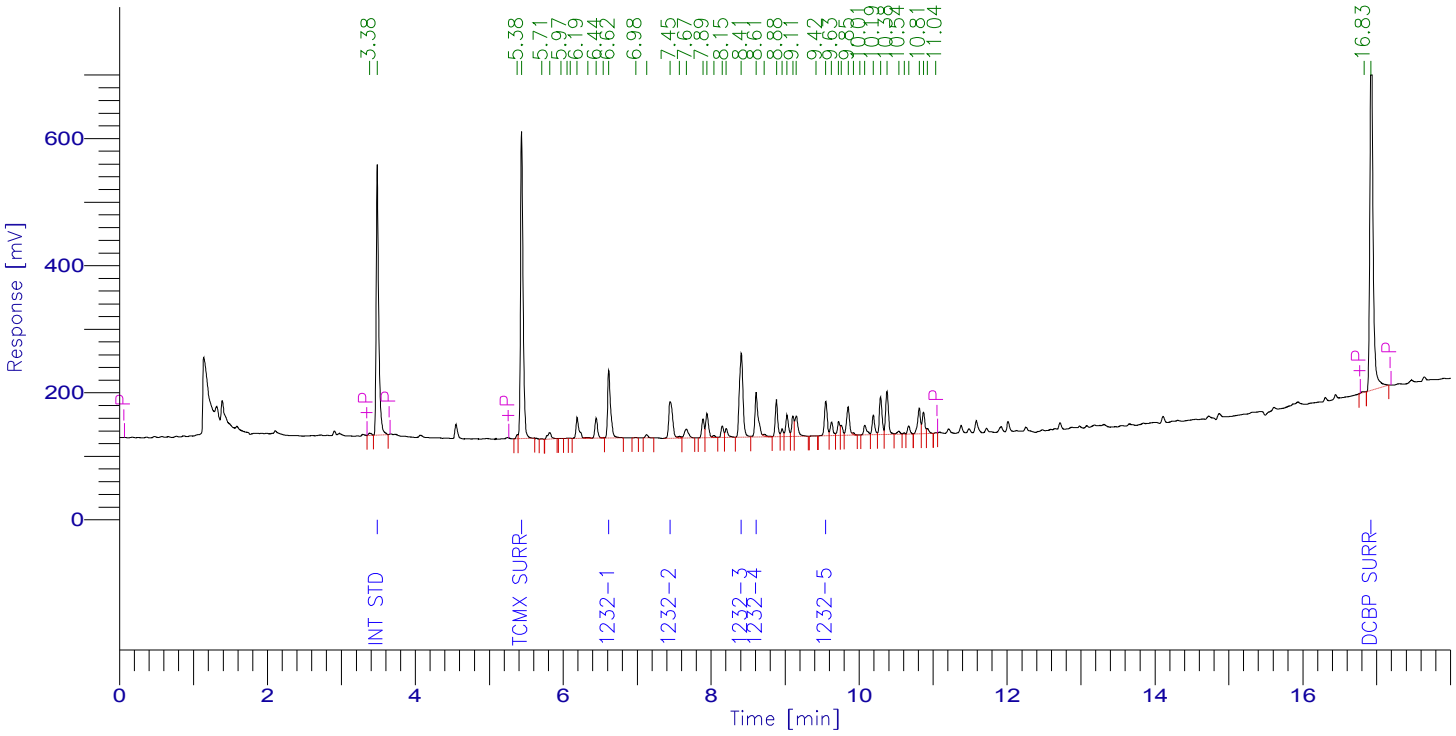

PCB Report

Time [min]	Component Name	Raw Amount	Area [µV·s]	Surrogate SM/WM	Surrogate QC / SL	Spike Rec Soils (%)	Spike Rec Water (%)
3.485	Int Std	100.0000	1013963.38	250.0000	100.0000	40.0000	20.0000
5.438	TCMX SURR	100.0000	1178221.92	250.0000	100.0000	40.0000	20.0000
6.616	1232-1	1000.0000	300543.87	2500.0000	1000.0000	400.0000	200.0000
7.446	1232-2	1000.0000	212913.80	2500.0000	1000.0000	400.0000	200.0000
8.408	1232-3	1000.0000	449612.28	2500.0000	1000.0000	400.0000	200.0000
8.608	1232-4	1000.0000	223137.93	2500.0000	1000.0000	400.0000	200.0000
9.549	1232-5	1000.0000	136737.44	2500.0000	1000.0000	400.0000	200.0000
16.924	DCBP SURR	100.0000	1842865.12	250.0000	100.0000	40.0000	20.0000
		5300.0000	5357995.74				

Software Version: 4.1<1L22>
Date: 9/7/2016 03:19 PM
Sample Name : 1232 1000
Data File : E:\TC2015\ECD24\06-JUN\618B030.RAW Date: 6/18/2015 09:23 PM
Sequence File: E:\TC2015\ECD24\06-JUN\PCB.SEQ Cycle: 370 Channel : B
Instrument : AUTO_ECD24 Rack/Vial: 0/0 Operator:
Sample Amount : 1.0000 Dilution Factor : 1.00

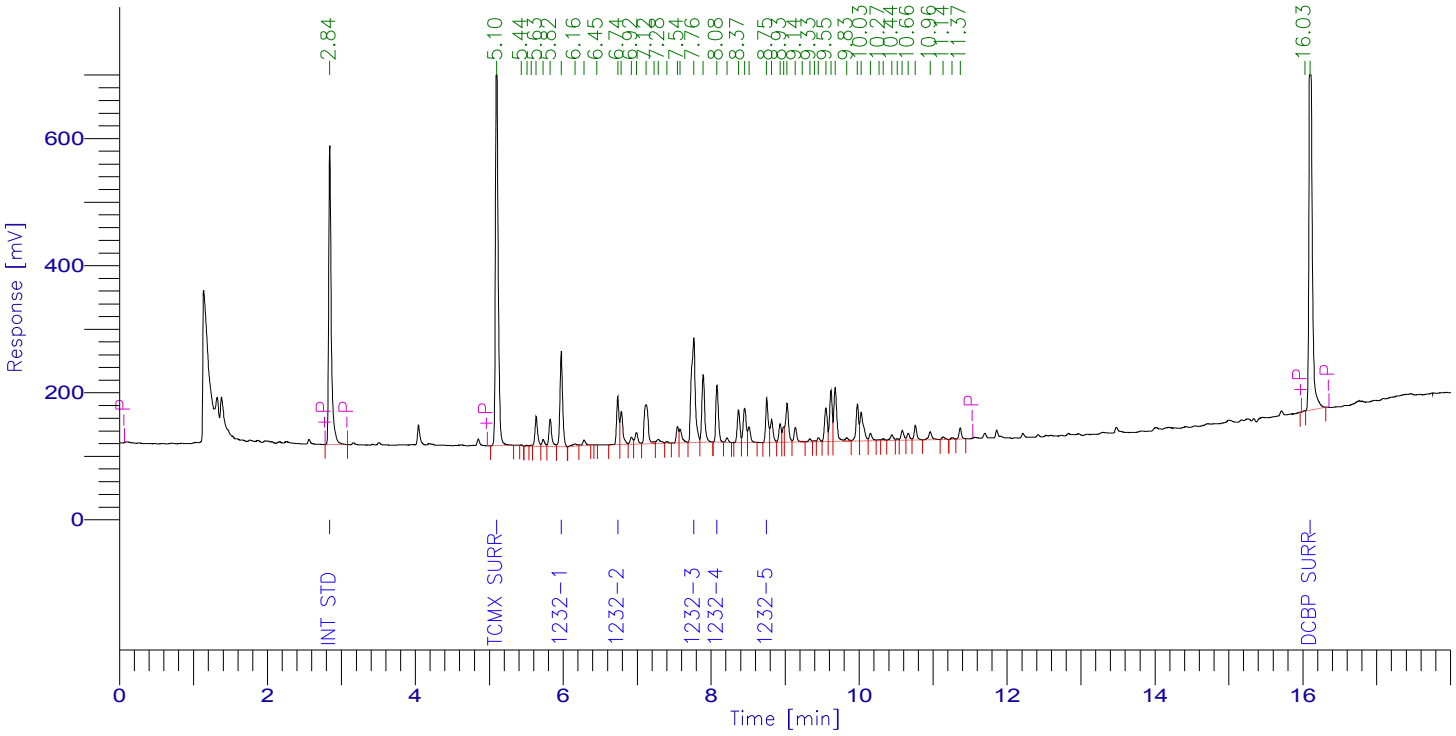

PCB Report

Time [min]	Component Name	Raw Amount	Area [µV·s]	Surrogate SM/WM	Surrogate QC / SL	Spike Rec Soils (%)	Spike Rec Water (%)
2.842	Int Std	100.0000	1138206.24	250.0000	100.0000	40.0000	20.0000
5.100	TCMX SURR	100.0000	1570203.52	250.0000	100.0000	40.0000	20.0000
5.973	1232-1	1000.0000	381431.39	2500.0000	1000.0000	400.0000	200.0000
6.737	1232-2	1000.0000	176727.68	2500.0000	1000.0000	400.0000	200.0000
7.764	1232-3	1000.0000	617429.50	2500.0000	1000.0000	400.0000	200.0000
8.079	1232-4	1000.0000	211351.96	2500.0000	1000.0000	400.0000	200.0000
8.752	1232-5	1000.0000	173172.46	2500.0000	1000.0000	400.0000	200.0000
16.101	DCBP SURR	100.0000	1973130.03	250.0000	100.0000	40.0000	20.0000
		5300.0000	6241652.79				

Software Version: 4.1<1L22>
Date: 9/7/2016 03:13 PM
Sample Name : 1242 1000
Data File : E:\TC2015\ECD24\06-JUN\618A031.RAW Date: 6/18/2015 09:47 PM
Sequence File: E:\TC2015\ECD24\06-JUN\PCB.SEQ Cycle: 371 Channel : A
Instrument : AUTO_ECD24 Rack/Vial: 0/0 Operator:
Sample Amount : 1.0000 Dilution Factor : 1.00

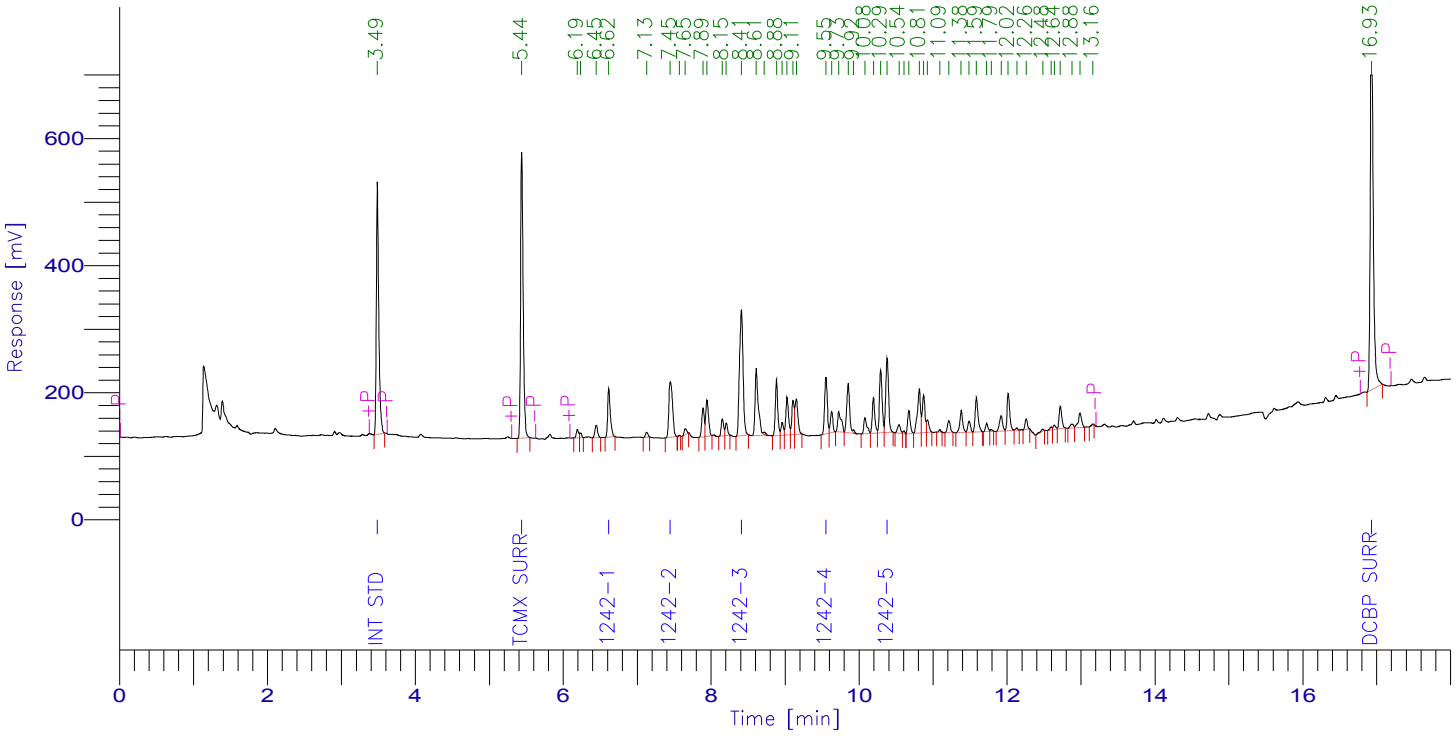

PCB Report

Time [min]	Component Name	Raw Amount	Area [µV·s]	Surrogate SM/WM	Surrogate QC / SL	Spike Rec Soils (%)	Spike Rec Water (%)
3.486	Int Std	100.0000	922740.80	250.0000	100.0000	40.0000	20.0000
5.439	TCMX SURR	100.0000	1087080.48	250.0000	100.0000	40.0000	20.0000
6.616	1242-1	1000.0000	192587.36	2500.0000	1000.0000	400.0000	200.0000
7.448	1242-2	1000.0000	305298.56	2500.0000	1000.0000	400.0000	200.0000
8.410	1242-3	1000.0000	663993.20	2500.0000	1000.0000	400.0000	200.0000
9.551	1242-4	1000.0000	218609.82	2500.0000	1000.0000	400.0000	200.0000
10.378	1242-5	1000.0000	298783.52	2500.0000	1000.0000	400.0000	200.0000
16.928	DCBP SURR	100.0000	1713316.80	250.0000	100.0000	40.0000	20.0000
		5300.0000	5402410.54				

Software Version: 4.1<1L22>
Date: 9/7/2016 03:21 PM
Sample Name : 1242 1000
Data File : E:\TC2015\ECD24\06-JUN\618B031.RAW Date: 6/18/2015 09:47 PM
Sequence File: E:\TC2015\ECD24\06-JUN\PCB.SEQ Cycle: 371 Channel : B
Instrument : AUTO_ECD24 Rack/Vial: 0/0 Operator:
Sample Amount : 1.0000 Dilution Factor : 1.00

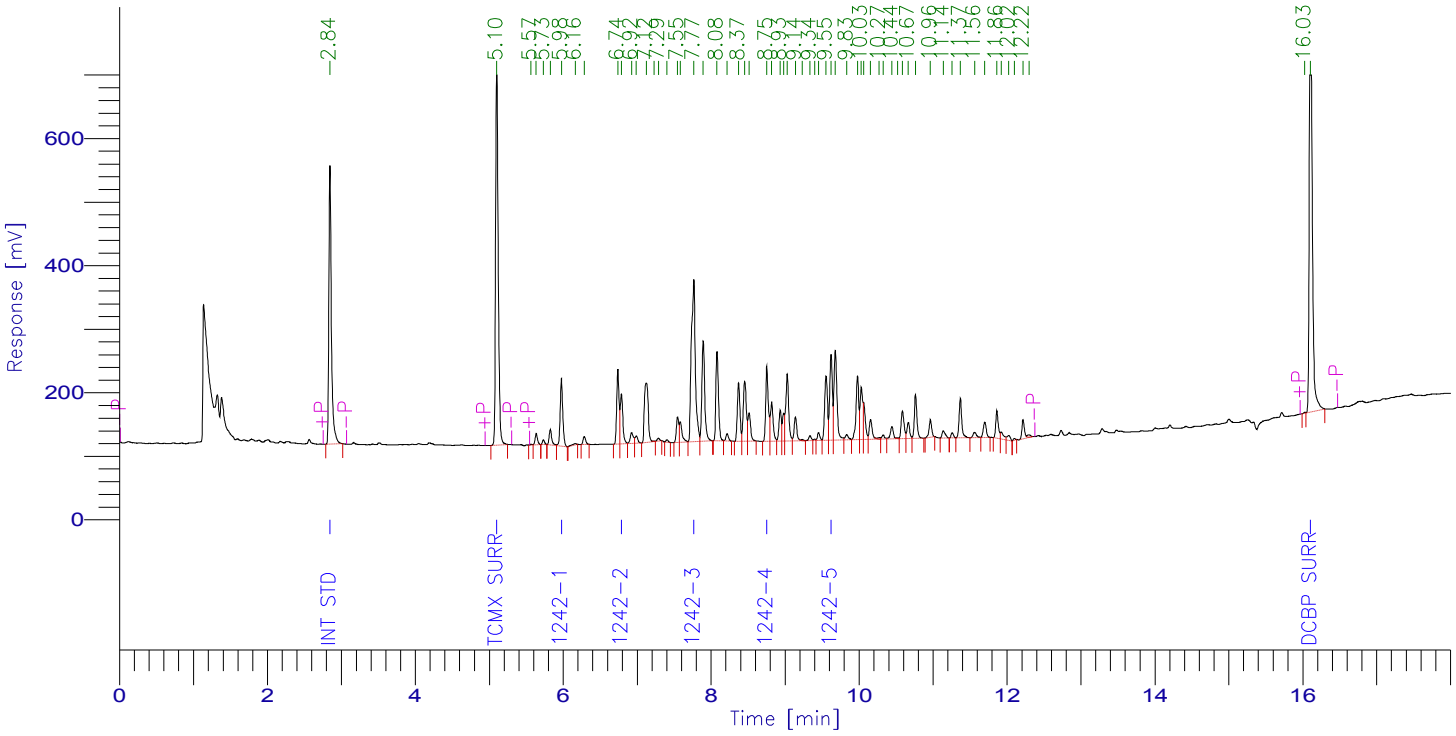

PCB Report

Time [min]	Component Name	Raw Amount	Area [µV·s]	Surrogate SM/WM	Surrogate QC / SL	Spike Rec Soils (%)	Spike Rec Water (%)
2.844	Int Std	100.0000	1060454.48	250.0000	100.0000	40.0000	20.0000
5.101	TCMX SURR	100.0000	1455956.16	250.0000	100.0000	40.0000	20.0000
5.975	1242-1	1000.0000	263248.84	2500.0000	1000.0000	400.0000	200.0000
6.786	1242-2	1000.0000	187553.58	2500.0000	1000.0000	400.0000	200.0000
7.765	1242-3	1000.0000	958538.75	2500.0000	1000.0000	400.0000	200.0000
8.752	1242-4	1000.0000	299646.96	2500.0000	1000.0000	400.0000	200.0000
9.620	1242-5	1000.0000	331405.32	2500.0000	1000.0000	400.0000	200.0000
16.104	DCBP SURR	100.0000	1883143.08	250.0000	100.0000	40.0000	20.0000
		5300.0000	6439947.17				

Software Version: 4.1<1L22>
Date: 9/7/2016 03:15 PM
Sample Name : 1248 1000
Data File : E:\TC2015\ECD24\06-JUN\618A032.RAW Date: 6/18/2015 10:10 PM
Sequence File: E:\TC2015\ECD24\06-JUN\PCB.SEQ Cycle: 372 Channel : A
Instrument : AUTO_ECD24 Rack/Vial: 0/0 Operator:
Sample Amount : 1.0000 Dilution Factor : 1.00

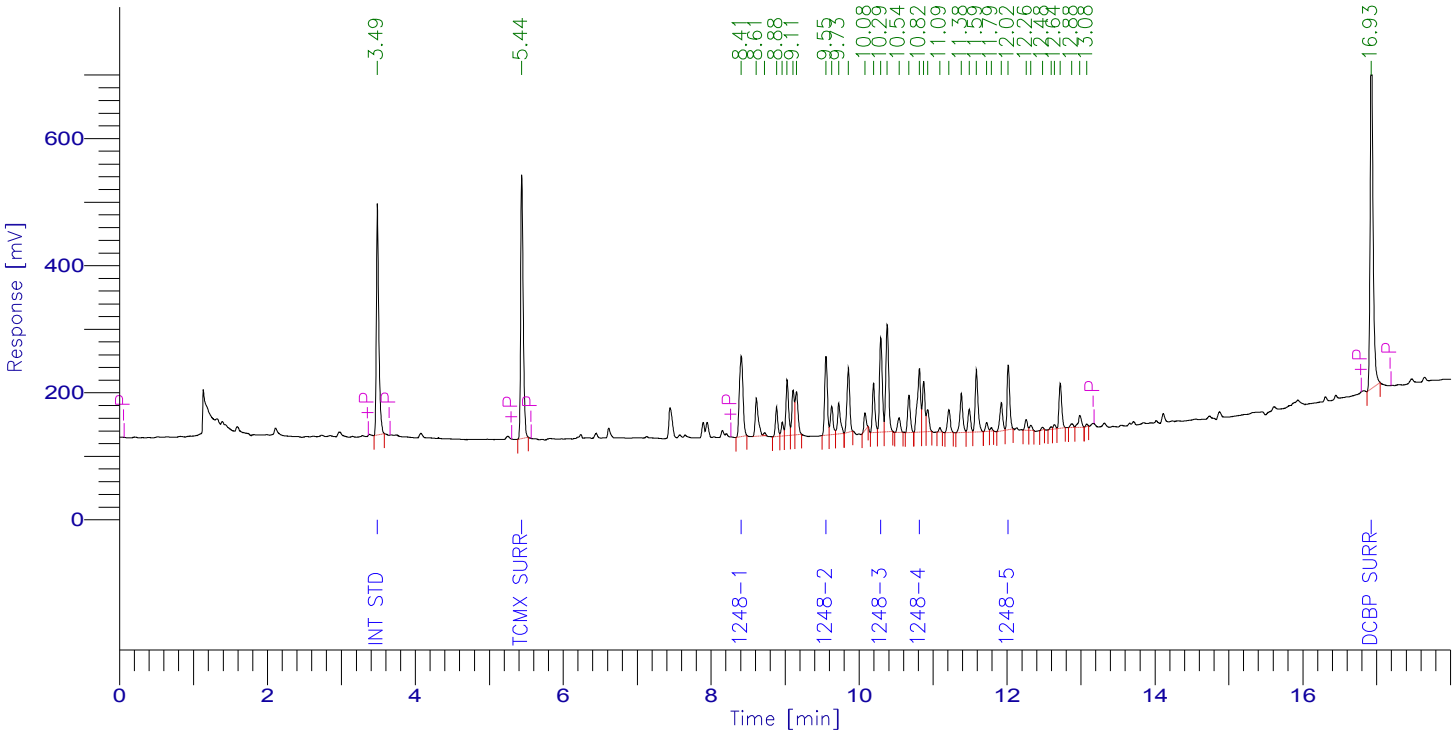

PCB Report

Time [min]	Component Name	Raw Amount	Area [µV·s]	Surrogate SM/WM	Surrogate QC / SL	Spike Rec Soils (%)	Spike Rec Water (%)
3.487	Int Std	100.0000	846378.08	250.0000	100.0000	40.0000	20.0000
5.440	TCMX SURR	100.0000	988644.48	250.0000	100.0000	40.0000	20.0000
8.408	1248-1	1000.0000	429994.08	2500.0000	1000.0000	400.0000	200.0000
9.551	1248-2	1000.0000	307425.41	2500.0000	1000.0000	400.0000	200.0000
10.294	1248-3	1000.0000	373557.88	2500.0000	1000.0000	400.0000	200.0000
10.815	1248-4	1000.0000	309330.54	2500.0000	1000.0000	400.0000	200.0000
12.017	1248-5	1000.0000	246555.66	2500.0000	1000.0000	400.0000	200.0000
16.927	DCBP SURR	100.0000	1558733.04	250.0000	100.0000	40.0000	20.0000
		5300.0000	5060619.17				

Software Version: 4.1<1L22>
Date: 9/7/2016 03:22 PM
Sample Name : 1248 1000
Data File : E:\TC2015\ECD24\06-JUN\618B032.RAW Date: 6/18/2015 10:10 PM
Sequence File: E:\TC2015\ECD24\06-JUN\PCB.SEQ Cycle: 372 Channel : B
Instrument : AUTO_ECD24 Rack/Vial: 0/0 Operator:
Sample Amount : 1.0000 Dilution Factor : 1.00

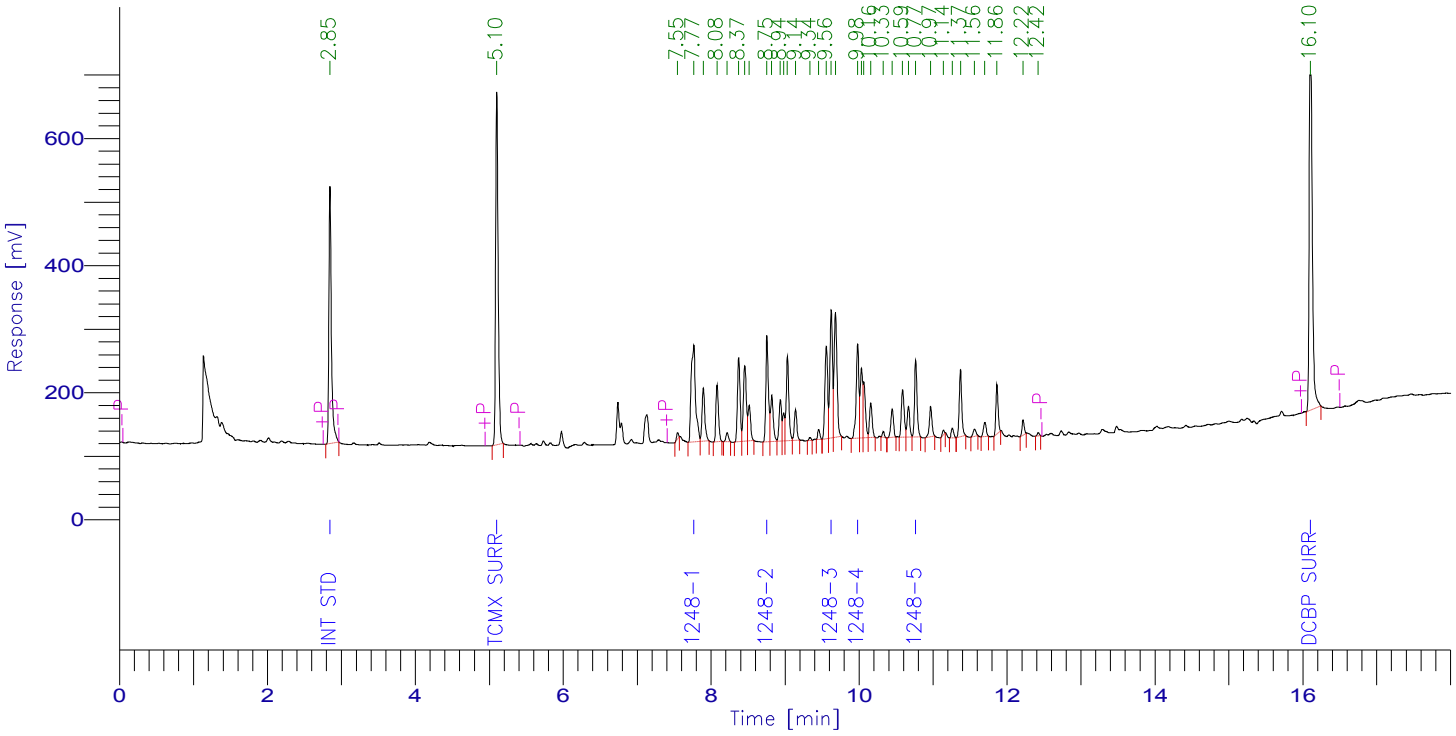

PCB Report

Time [min]	Component Name	Raw Amount	Area [µV·s]	Surrogate SM/WM	Surrogate QC / SL	Spike Rec Soils (%)	Spike Rec Water (%)
2.845	Int Std	100.0000	961758.00	250.0000	100.0000	40.0000	20.0000
5.102	TCMX SURR	100.0000	1301249.52	250.0000	100.0000	40.0000	20.0000
7.765	1248-1	1000.0000	628002.31	2500.0000	1000.0000	400.0000	200.0000
8.754	1248-2	1000.0000	419217.41	2500.0000	1000.0000	400.0000	200.0000
9.622	1248-3	1000.0000	479242.62	2500.0000	1000.0000	400.0000	200.0000
9.980	1248-4	1000.0000	384655.95	2500.0000	1000.0000	400.0000	200.0000
10.765	1248-5	1000.0000	287791.01	2500.0000	1000.0000	400.0000	200.0000
16.104	DCBP SURR	100.0000	1718862.96	250.0000	100.0000	40.0000	20.0000
		5300.0000	6180779.77				

Software Version: 4.1<1L22>
Date: 9/7/2016 03:15 PM
Sample Name : 1254 1000
Data File : E:\TC2015\ECD24\06-JUN\618A033.RAW Date: 6/18/2015 10:33 PM
Sequence File: E:\TC2015\ECD24\06-JUN\PCB.SEQ Cycle: 373 Channel : A
Instrument : AUTO_ECD24 Rack/Vial: 0/0 Operator:
Sample Amount : 1.0000 Dilution Factor : 1.00

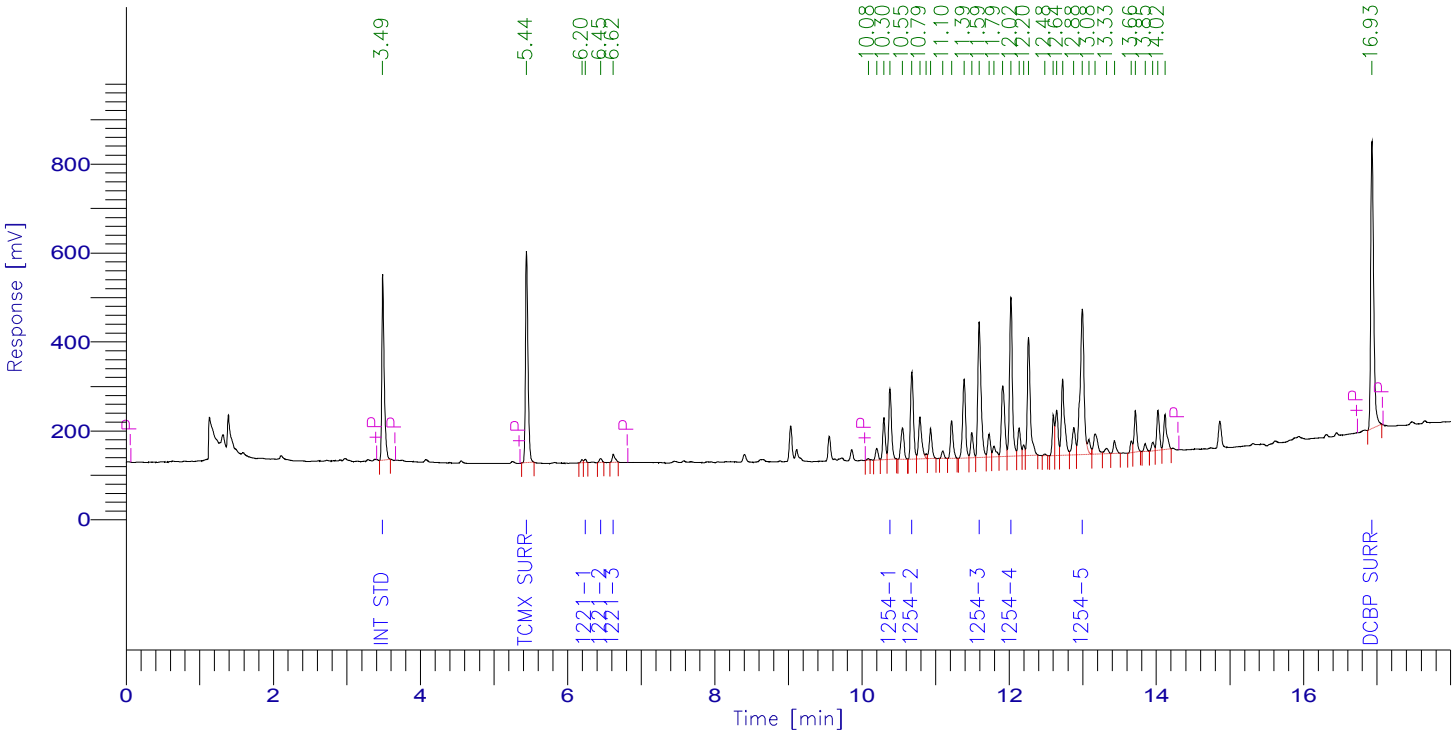

PCB Report

Time [min]	Component Name	Raw Amount	Area [µV·s]	Surrogate SM/WM	Surrogate QC / SL	Spike Rec Soils (%)	Spike Rec Water (%)
3.488	Int Std	100.0000	965592.16	250.0000	100.0000	40.0000	20.0000
5.442	TCMX SURR	100.0000	1135357.12	250.0000	100.0000	40.0000	20.0000
6.238	1221-1	100.0000	14636.37	250.0000	100.0000	40.0000	20.0000
6.447	1221-2	100.0000	21067.04	250.0000	100.0000	40.0000	20.0000
6.620	1221-3	100.0000	48752.32	250.0000	100.0000	40.0000	20.0000
10.380	1254-1	1000.0000	424119.70	2500.0000	1000.0000	400.0000	200.0000
10.677	1254-2	1000.0000	526300.87	2500.0000	1000.0000	400.0000	200.0000
11.591	1254-3	1000.0000	913709.82	2500.0000	1000.0000	400.0000	200.0000
12.022	1254-4	1000.0000	954486.28	2500.0000	1000.0000	400.0000	200.0000
12.992	1254-5	1000.0000	1223416.83	2500.0000	1000.0000	400.0000	200.0000
16.930	DCBP SURR	100.0000	1767776.88	250.0000	100.0000	40.0000	20.0000
		5600.0000	7995215.40				

Software Version: 4.1<1L22>
Date: 9/7/2016 03:22 PM
Sample Name : 1254 1000
Data File : E:\TC2015\ECD24\06-JUN\618B033.RAW Date: 6/18/2015 10:33 PM
Sequence File: E:\TC2015\ECD24\06-JUN\PCB.SEQ Cycle: 373 Channel : B
Instrument : AUTO_ECD24 Rack/Vial: 0/0 Operator:
Sample Amount : 1.0000 Dilution Factor : 1.00

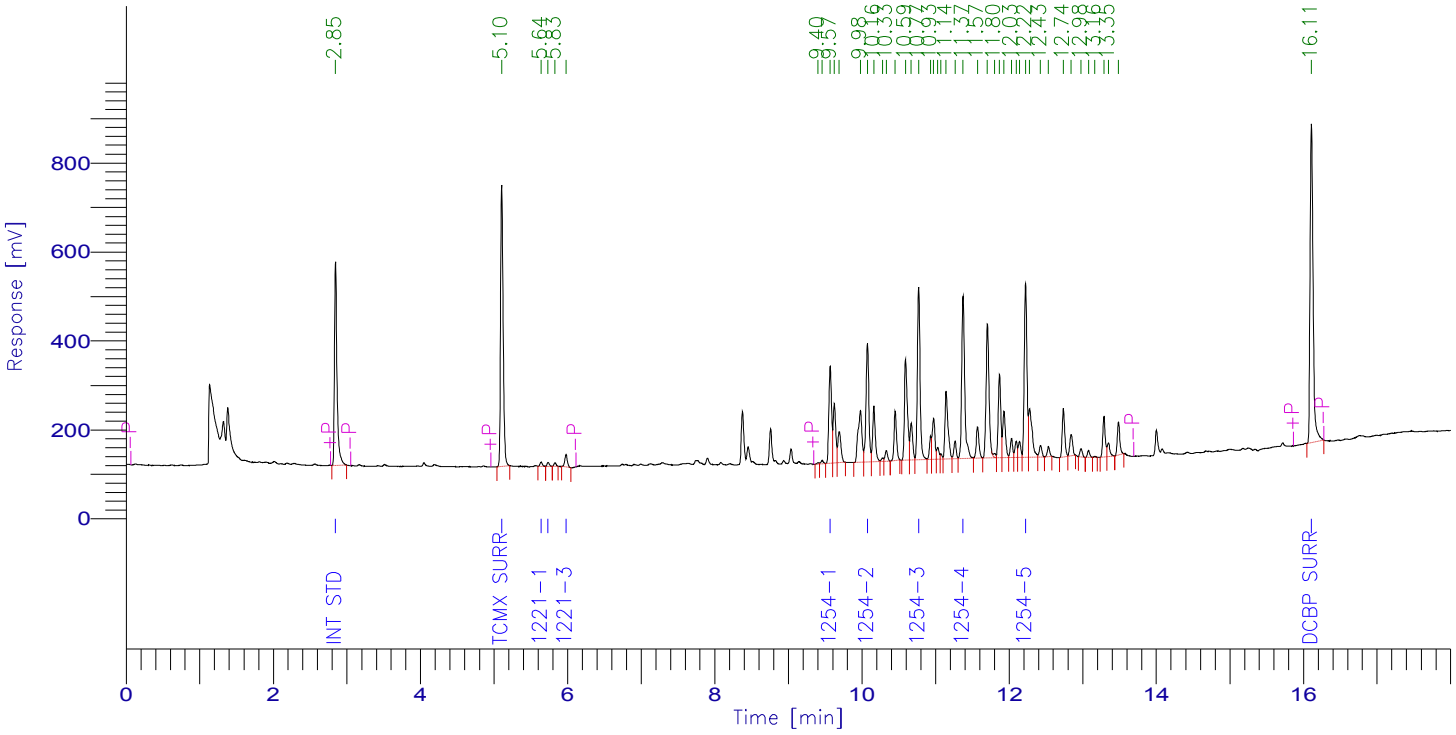

PCB Report

Time [min]	Component Name	Raw Amount	Area [µV·s]	Surrogate SM/WM	Surrogate QC / SL	Spike Rec Soils (%)	Spike Rec Water (%)
2.845	Int Std	100.0000	1098724.08	250.0000	100.0000	40.0000	20.0000
5.104	TCMX SURR	100.0000	1493448.16	250.0000	100.0000	40.0000	20.0000
5.639	1221-1	100.0000	20803.04	250.0000	100.0000	40.0000	20.0000
5.734	1221-2	100.0000	17655.12	250.0000	100.0000	40.0000	20.0000
5.977	1221-3	100.0000	70101.92	250.0000	100.0000	40.0000	20.0000
9.567	1254-1	1000.0000	548383.42	2500.0000	1000.0000	400.0000	200.0000
10.072	1254-2	1000.0000	715199.19	2500.0000	1000.0000	400.0000	200.0000
10.768	1254-3	1000.0000	975332.37	2500.0000	1000.0000	400.0000	200.0000
11.373	1254-4	1000.0000	1010934.58	2500.0000	1000.0000	400.0000	200.0000
12.221	1254-5	1000.0000	974084.71	2500.0000	1000.0000	400.0000	200.0000
16.106	DCBP SURR	100.0000	1967609.28	250.0000	100.0000	40.0000	20.0000
		5600.0000	8892275.86				

Software Version: 4.1<1L22>
Date: 9/7/2016 03:16 PM
Sample Name : 1262 1000
Data File : E:\TC2015\ECD24\06-JUN\618A034.RAW Date: 6/18/2015 10:56 PM
Sequence File: E:\TC2015\ECD24\06-JUN\PCB.SEQ Cycle: 374 Channel : A
Instrument : AUTO_ECD24 Rack/Vial: 0/0 Operator:
Sample Amount : 1.0000 Dilution Factor : 1.00

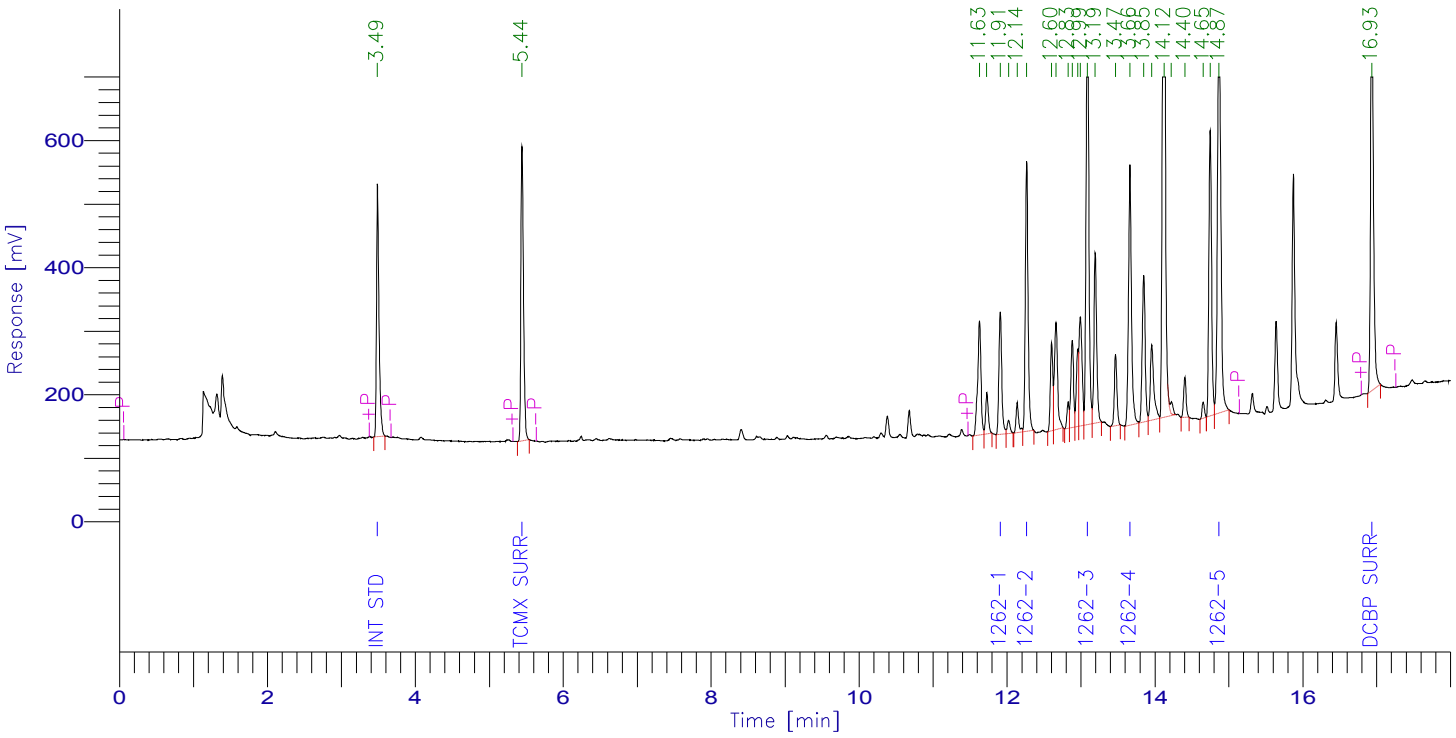

PCB Report

Time [min]	Component Name	Raw Amount	Area [µV·s]	Surrogate SM/WM	Surrogate QC / SL	Spike Rec Soils (%)	Spike Rec Water (%)
3.489	Int Std	100.0000	943953.12	250.0000	100.0000	40.0000	20.0000
5.443	TCMX SURR	100.0000	1121433.52	250.0000	100.0000	40.0000	20.0000
11.907	1262-1	1000.0000	510788.11	2500.0000	1000.0000	400.0000	200.0000
12.265	1262-2	1000.0000	1094651.70	2500.0000	1000.0000	400.0000	200.0000
13.087	1262-3	1000.0000	1703945.01	2500.0000	1000.0000	400.0000	200.0000
13.662	1262-4	1000.0000	1171952.43	2500.0000	1000.0000	400.0000	200.0000
14.866	1262-5	1000.0000	1968537.92	2500.0000	1000.0000	400.0000	200.0000
16.932	DCBP SURR	100.0000	1741224.24	250.0000	100.0000	40.0000	20.0000
		5300.0000	10256486.05				

Software Version: 4.1<1L22>
Date: 9/7/2016 03:23 PM
Sample Name : 1262 1000
Data File : E:\TC2015\ECD24\06-JUN\618B034.RAW Date: 6/18/2015 10:56 PM
Sequence File: E:\TC2015\ECD24\06-JUN\PCB.SEQ Cycle: 374 Channel : B
Instrument : AUTO_ECD24 Rack/Vial: 0/0 Operator:
Sample Amount : 1.0000 Dilution Factor : 1.00

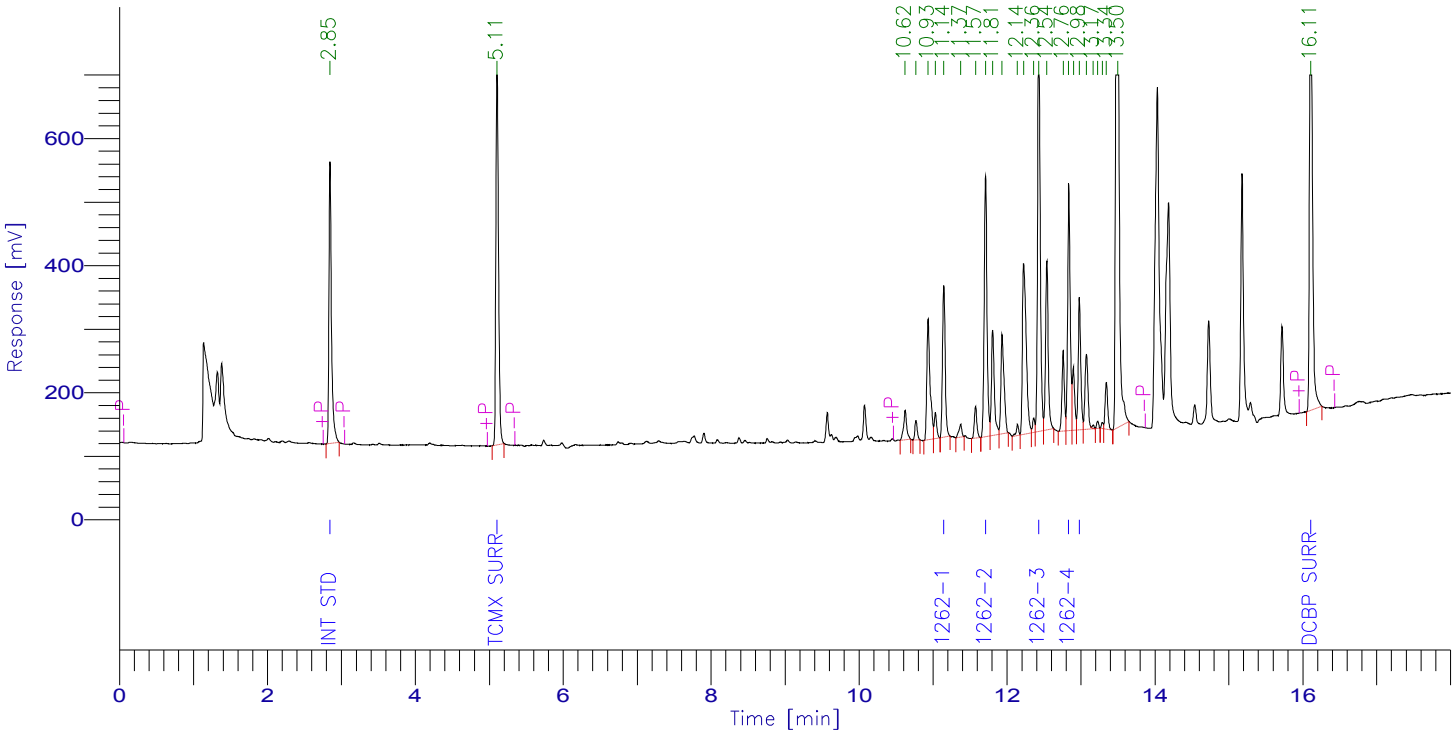

PCB Report

Time [min]	Component Name	Raw Amount	Area [µV·s]	Surrogate SM/WM	Surrogate QC / SL	Spike Rec Soils (%)	Spike Rec Water (%)
2.845	Int Std	100.0000	1063272.40	250.0000	100.0000	40.0000	20.0000
5.106	TCMX SURR	98.9330	1465729.60	247.3325	98.9330	39.5732	19.7866
11.144	1262-1	1021.7416	597559.52	2554.3540	1021.7416	408.6966	204.3483
11.709	1262-2	1172.3195	1083421.15	2930.7988	1172.3195	468.9278	234.4639
12.429	1262-3	980.0475	1587659.49	2450.1188	980.0475	392.0190	196.0095
12.835	1262-4	864.6057	965798.24	2161.5143	864.6057	345.8423	172.9211
12.978	1262-5	250.8461	514838.92	627.1152	250.8461	100.3384	50.1692
16.108	DCBP SURR	101.2431	1943195.36	253.1077	101.2431	40.4972	20.2486
		4589.7365	9221474.68				

Software Version: 4.1<1L22>
Date: 9/7/2016 03:17 PM
Sample Name : 1268 1000
Data File : E:\TC2015\ECD24\06-JUN\618A035.RAW Date: 6/18/2015 11:19 PM
Sequence File: E:\TC2015\ECD24\06-JUN\PCB.SEQ Cycle: 375 Channel : A
Instrument : AUTO_ECD24 Rack/Vial: 0/0 Operator:
Sample Amount : 1.0000 Dilution Factor : 1.00

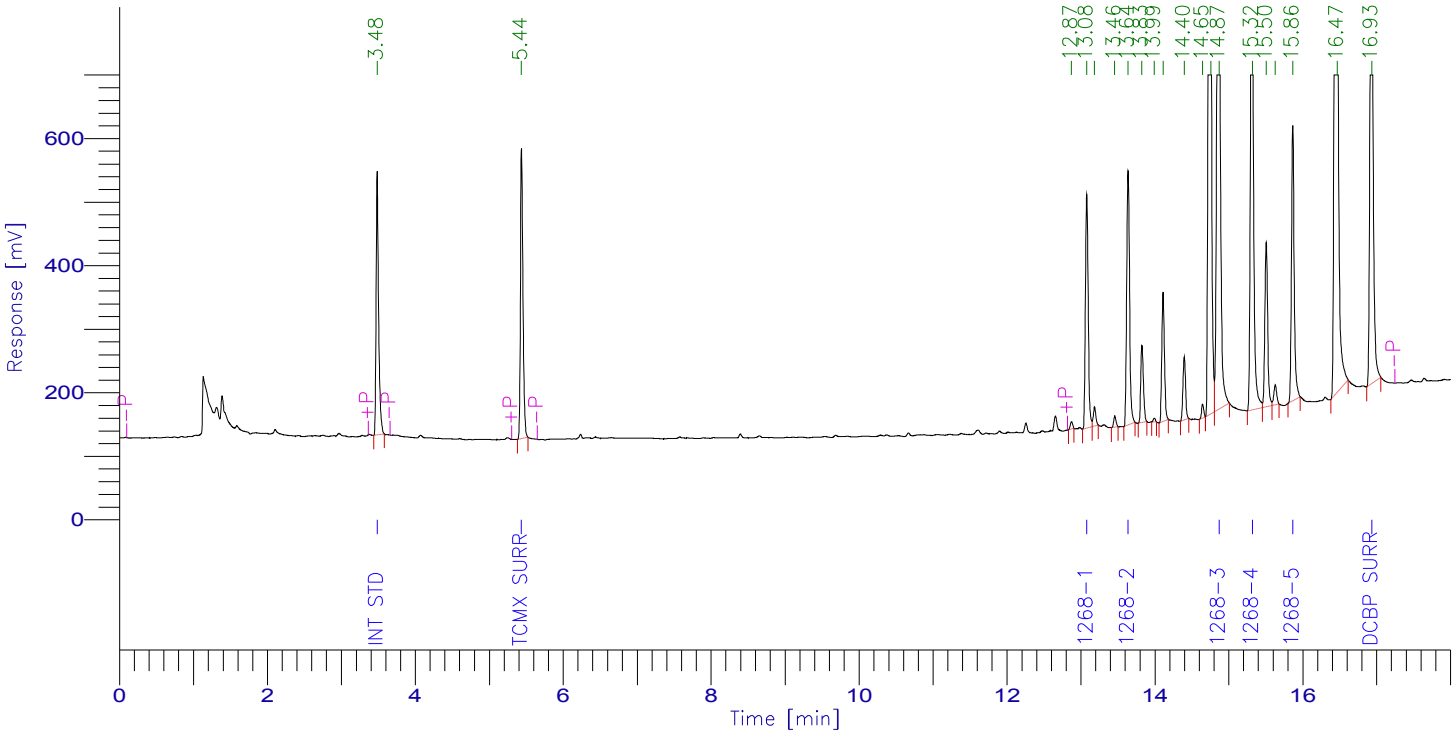

PCB Report

Time [min]	Component Name	Raw Amount	Area [µV·s]	Surrogate SM/WM	Surrogate QC / SL	Spike Rec Soils (%)	Spike Rec Water (%)
3.484	Int Std	100.0000	979801.12	250.0000	100.0000	40.0000	20.0000
5.436	TCMX SURR	100.0000	1092371.20	250.0000	100.0000	40.0000	20.0000
13.078	1268-1	1000.0000	938535.50	2500.0000	1000.0000	400.0000	200.0000
13.636	1268-2	1000.0000	1055620.32	2500.0000	1000.0000	400.0000	200.0000
14.868	1268-3	1000.0000	2972992.67	2500.0000	1000.0000	400.0000	200.0000
15.316	1268-4	1000.0000	2391798.38	2500.0000	1000.0000	400.0000	200.0000
15.862	1268-5	1000.0000	1114822.64	2500.0000	1000.0000	400.0000	200.0000
16.932	DCBP SURR	100.0000	2447701.76	250.0000	100.0000	40.0000	20.0000
		5300.0000	12993643.59				

Software Version: 4.1<1L22>
Date: 9/7/2016 03:24 PM
Sample Name : 1268 1000
Data File : E:\TC2015\ECD24\06-JUN\618B035.RAW Date: 6/18/2015 11:19 PM
Sequence File: E:\TC2015\ECD24\06-JUN\PCB.SEQ Cycle: 375 Channel : B
Instrument : AUTO_ECD24 Rack/Vial: 0/0 Operator:
Sample Amount : 1.0000 Dilution Factor : 1.00

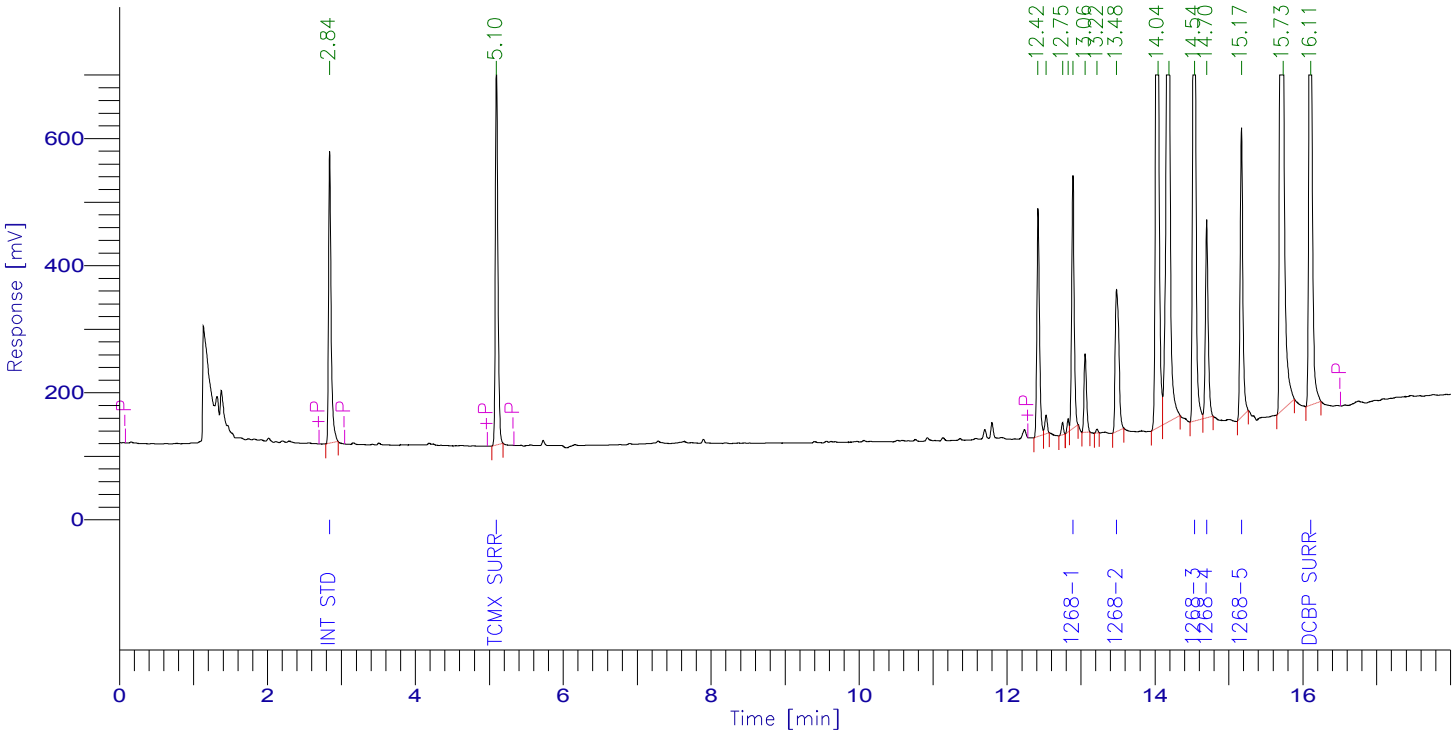

PCB Report

Time [min]	Component Name	Raw Amount	Area [µV·s]	Surrogate SM/WM	Surrogate QC / SL	Spike Rec Soils (%)	Spike Rec Water (%)
2.841	Int Std	100.0000	1094138.88	250.0000	100.0000	40.0000	20.0000
5.098	TCMX SURR	100.0000	1422320.24	250.0000	100.0000	40.0000	20.0000
12.890	1268-1	1000.0000	961997.06	2500.0000	1000.0000	400.0000	200.0000
13.481	1268-2	1000.0000	765246.32	2500.0000	1000.0000	400.0000	200.0000
14.535	1268-3	1000.0000	2421462.79	2500.0000	1000.0000	400.0000	200.0000
14.698	1268-4	1000.0000	831211.29	2500.0000	1000.0000	400.0000	200.0000
15.168	1268-5	1000.0000	1159120.96	2500.0000	1000.0000	400.0000	200.0000
16.108	DCBP SURR	100.0000	2613600.08	250.0000	100.0000	40.0000	20.0000
		5300.0000	11269097.62				

7D
PCB CALIBRATION VERIFICATION SUMMARY
Primary

Lab Name: Phoenix Environmental Client: NETC

Lab Code: Phoenix Case No.: SAS No.: SDG No.: GBY76292

GC Col A: RTX-440 ID: 0.53 (mm) Init. Calib. Date(s): 07/18/17 07/18/17

EPA Sample No.(PIBLK): hex Date Analyzed: 08/02/17

LAB Sample ID (PIBLK): hex - 802A002 Time Analyzed: 6:27

EPA Sample No.(PEM): Date Analyzed:

LAB Sample ID (PEM): Time Analyzed:

Instrument: ECD1 File: 802A002

COMPOUND	RT	RT WINDOW FROM	RT WINDOW TO	CALC AMOUNT ppb	NOM AMOUNT ppb	% D		CF
Aroclor 1016-1		5.75	5.85	33U				
Aroclor 1016-2		6.90	7.00	33U				
Aroclor 1016-3		7.54	7.64	33U				
Aroclor 1016-4		7.66	7.76	33U				
Aroclor 1016-5		7.86	7.96	33U				
Aroclor 1260-1		10.91	11.05	33U				
Aroclor 1260-2		12.00	12.14	33U				
Aroclor 1260-3		12.21	12.35	33U				
Aroclor 1260-4		12.32	12.46	33U				
Aroclor 1260-5		12.62	12.76	33U				

QC LIMITS:
%D must be less than or equal to 20% (*) Criteria exceeded. CF=Calibration/Response Factor
Both channels need to have the compound detected for a concentration to be reported on either channel.

FORM VII PCB

7D
PCB CALIBRATION VERIFICATION SUMMARY
Confirmation

Lab Name: Phoenix Environmental Client: NETC

Lab Code: Phoenix Case No.: SAS No.: SDG No.: GBY76292

GC Col B: Rxi-35sil MS ID: 0.32 (mm) Init. Calib. Date(s): 07/18/17 07/18/17

EPA Sample No.(PIBLK): hex Date Analyzed: 08/02/17

LAB Sample ID (PIBLK): hex - 802B002 Time Analyzed: 6:27

EPA Sample No.(PEM): Date Analyzed:

LAB Sample ID (PEM): Time Analyzed:

Instrument: ECD1 File: 802B002

COMPOUND	RT	RT WINDOW FROM	RT WINDOW TO	CALC AMOUNT ppb	NOM AMOUNT ppb	% D		CF
Aroclor 1016-1		6.52	6.62	33U				
Aroclor 1016-2		7.35	7.45	33U				
Aroclor 1016-3		8.31	8.41	33U				
Aroclor 1016-4		8.51	8.61	33U				
Aroclor 1016-5		8.78	8.88	33U				
Aroclor 1260-1		11.77	11.91	33U				
Aroclor 1260-2		12.85	12.99	33U				
Aroclor 1260-3		12.94	13.08	33U				
Aroclor 1260-4		13.05	13.19	33U				
Aroclor 1260-5		13.51	13.65	33U				

QC LIMITS:
%D must be less than or equal to 20% (*) Criteria exceeded. CF=Calibration/Response Factor
Both channels need to have the compound detected for a concentration to be reported on either channel.

FORM VII PCB

Client Id: Continuing Blank

Software Version: 4.1<1L22>
Date: 8/2/2017 07:37 AM
Sample Name : hex
Data File : E:\TC2017\ECD1\08-AUG\802A002.RAW Date: 8/2/2017 06:27 AM
Sequence File: E:\TC2017\ECD1\08-AUG\PCBSEQ.SEQ Cycle: 52 Channel : A
Instrument : AUTO_ECD1 Rack/Vial: 0/1 Operator:
Sample Amount : 1.0000 Dilution Factor : 1.00

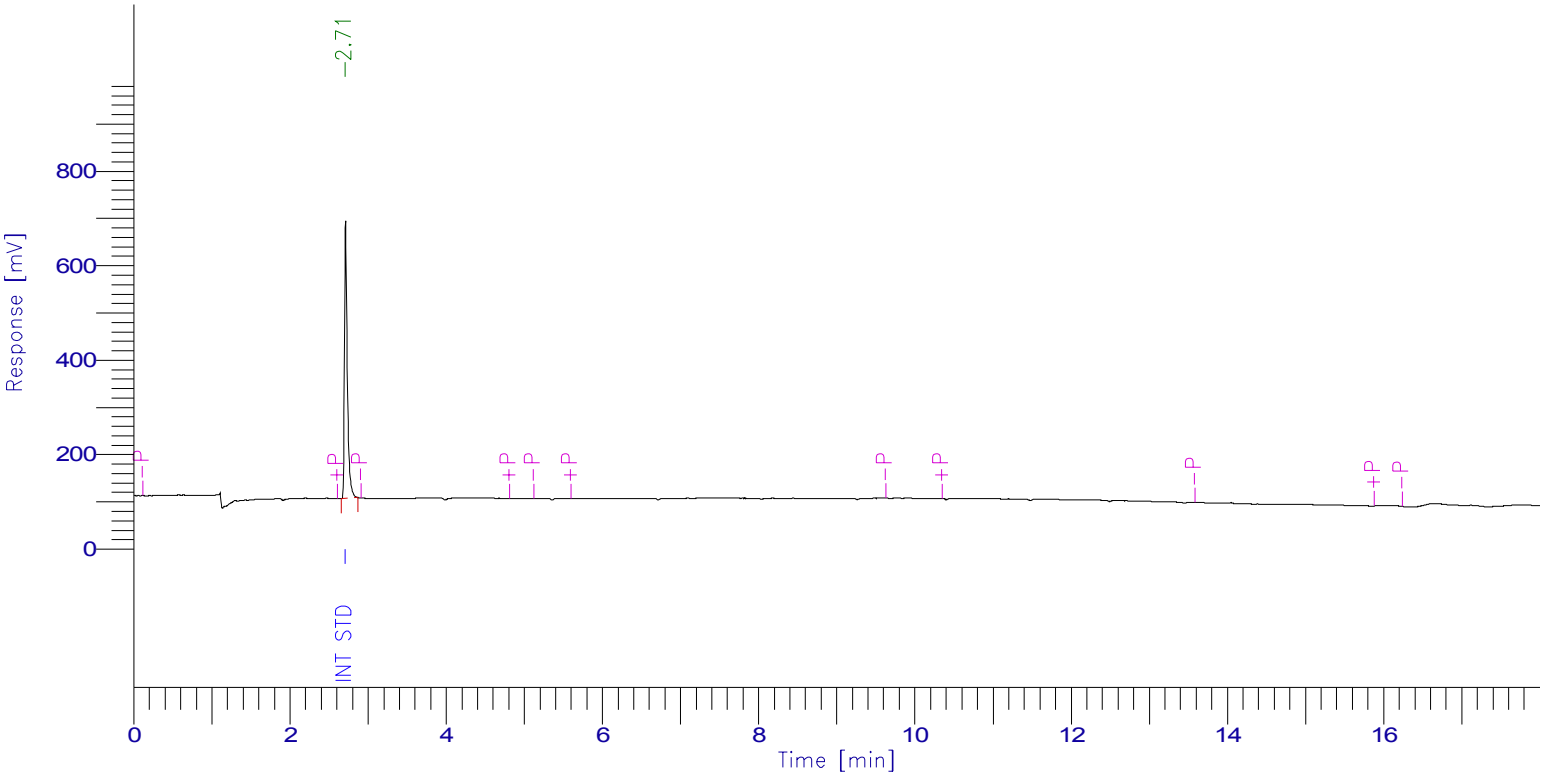

PCB Report

Time [min]	Component Name	Raw Amount	Area [µV·s]	Surrogate SM/WM	Surrogate QC / SL	Spike Rec Soils (%)	Spike Rec Water (%)
2.713	Int Std	100.0000	1533185.10	250.0000	100.0000	40.0000	20.0000
4.890	TCMX SURR	0.0000	0.00	0.0000	0.0000	0.0000	0.0000
5.763	1016-1	0.0000	0.00	0.0000	0.0000	0.0000	0.0000
6.908	1016-2	0.0000	0.00	0.0000	0.0000	0.0000	0.0000
7.542	1016-3	0.0000	0.00	0.0000	0.0000	0.0000	0.0000
7.669	1016-4	0.0000	0.00	0.0000	0.0000	0.0000	0.0000
7.859	1016-5	0.0000	0.00	0.0000	0.0000	0.0000	0.0000
10.943	1260-1	0.0000	0.00	0.0000	0.0000	0.0000	0.0000
12.026	1260-2	0.0000	0.00	0.0000	0.0000	0.0000	0.0000
12.232	1260-3	0.0000	0.00	0.0000	0.0000	0.0000	0.0000
12.340	1260-4	0.0000	0.00	0.0000	0.0000	0.0000	0.0000
12.641	1260-5	0.0000	0.00	0.0000	0.0000	0.0000	0.0000
15.981	DCBP SURR	0.0000	0.00	0.0000	0.0000	0.0000	0.0000
		100.0000	1533185.10				

Client Id: Continuing Blank

Software Version: 4.1<1L22>
Date: 8/2/2017 07:37 AM
Sample Name : hex
Data File : E:\TC2017\ECD1\08-AUG\802B002.RAW Date: 8/2/2017 06:27 AM
Sequence File: E:\TC2017\ECD1\08-AUG\PCBSEQ.SEQ Cycle: 52 Channel : B
Instrument : AUTO_ECD1 Rack/Vial: 0/1 Operator:
Sample Amount : 1.0000 Dilution Factor : 1.00

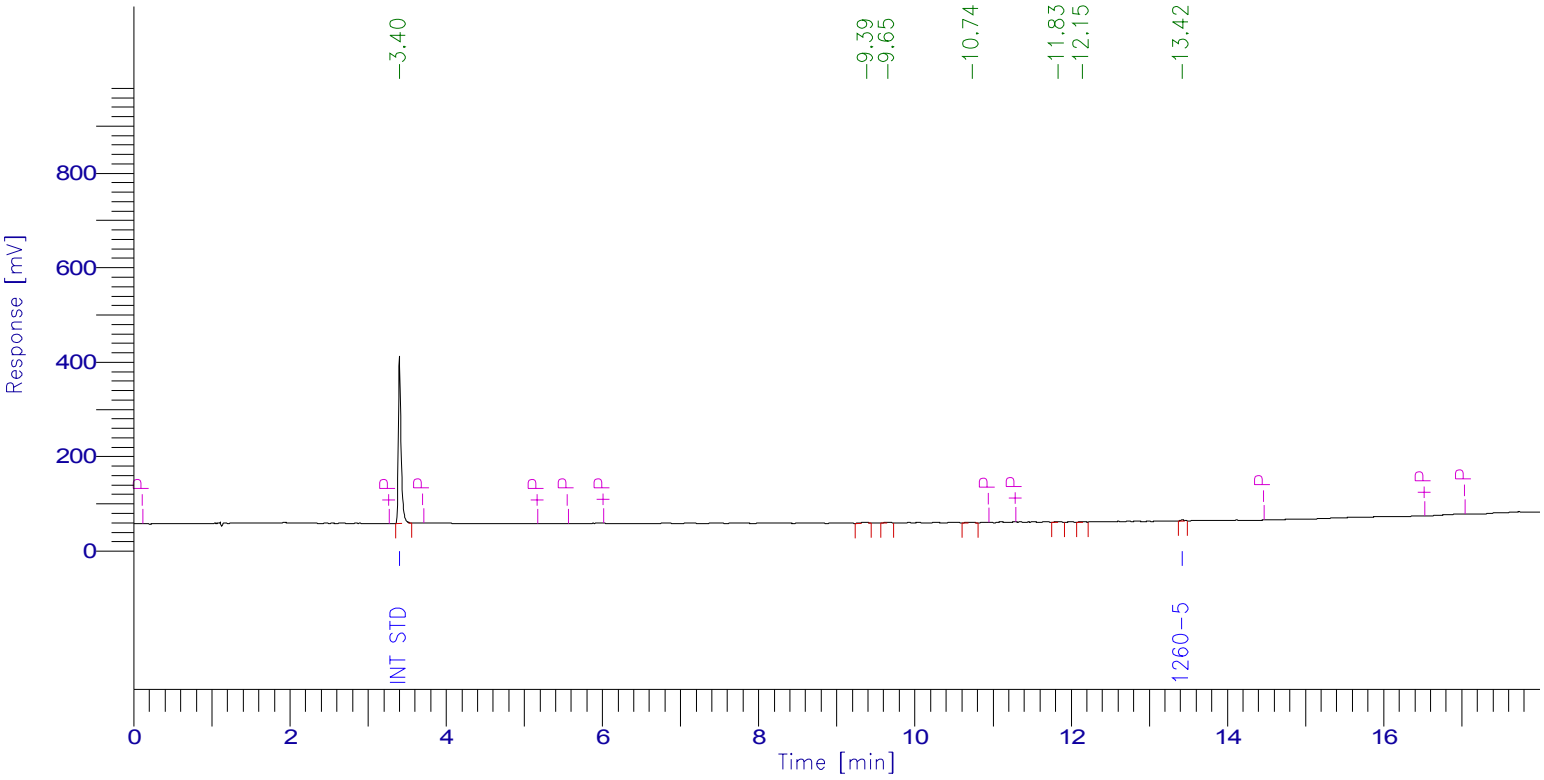

PCB Report

Time [min]	Component Name	Raw Amount	Area [µV·s]	Surrogate SM/WM	Surrogate QC / SL	Spike Rec Soils (%)	Spike Rec Water (%)
3.403	Int Std	100.0000	901486.58	250.0000	100.0000	40.0000	20.0000
5.333	TCMX SURR	0.0000	0.00	0.0000	0.0000	0.0000	0.0000
6.501	1016-1	0.0000	0.00	0.0000	0.0000	0.0000	0.0000
7.321	1016-2	0.0000	0.00	0.0000	0.0000	0.0000	0.0000
8.270	1016-3	0.0000	0.00	0.0000	0.0000	0.0000	0.0000
8.468	1016-4	0.0000	0.00	0.0000	0.0000	0.0000	0.0000
8.737	1016-5	0.0000	0.00	0.0000	0.0000	0.0000	0.0000
11.737	1260-1	0.0000	0.00	0.0000	0.0000	0.0000	0.0000
12.807	1260-2	0.0000	0.00	0.0000	0.0000	0.0000	0.0000
12.901	1260-3	0.0000	0.00	0.0000	0.0000	0.0000	0.0000
13.006	1260-4	0.0000	0.00	0.0000	0.0000	0.0000	0.0000
13.424	1260-5	8.3370	6021.13	20.8424	8.3370	3.3348	1.6674
16.709	DCBP SURR	0.0000	0.00	0.0000	0.0000	0.0000	0.0000
		108.3370	907507.71				

7D
PCB CALIBRATION VERIFICATION SUMMARY
Primary

Lab Name: Phoenix Environmental Client: NETC

Lab Code: Phoenix Case No.: SAS No.: SDG No.: GBY76292

GC Col A: RTX-440 ID: 0.53 (mm) Init. Calib. Date(s): 07/18/17 07/18/17

EPA Sample No.(PIBLK): Date Analyzed:

LAB Sample ID (PIBLK): Time Analyzed:

EPA Sample No.(PEM): mix 600;15w Date Analyzed: 08/02/17

LAB Sample ID (PEM): mix 600;15w - 802A003 Time Analyzed: 6:49

Instrument: ECD1 File: 802A003

COMPOUND	RT	RT WINDOW FROM	RT WINDOW TO	RAW AMOUNT ppb	NOM AMOUNT ppb	% D		CF
Aroclor 1016-1	5.77	5.75	5.85	542	600	10		0.041
Aroclor 1016-2	6.92	6.90	7.00	607	600	1		0.048
Aroclor 1016-3	7.56	7.54	7.64	523	600	13		0.166
Aroclor 1016-4	7.69	7.66	7.76	555	600	8		0.061
Aroclor 1016-5	7.88	7.86	7.96	568	600	5		0.049
Aroclor 1260-1	10.95	10.91	11.05	570	600	5		0.079
Aroclor 1260-2	12.04	12.00	12.14	609	600	2		0.105
Aroclor 1260-3	12.25	12.21	12.35	570	600	5		0.067
Aroclor 1260-4	12.36	12.32	12.46	613	600	2		0.036
Aroclor 1260-5	12.66	12.62	12.76	601	600	0		0.066

QC LIMITS:
%D must be less than or equal to 20% (*) Criteria exceeded. CF=Calibration/Response Factor

FORM VII PCB

7D
PCB CALIBRATION VERIFICATION SUMMARY
Confirmation

Lab Name: Phoenix Environmental Client: NETC

Lab Code: Phoenix Case No.: SAS No.: SDG No.: GBY76292

GC Col B: Rxi-35sil MS ID: 0.32 (mm) Init. Calib. Date(s): 07/18/17 07/18/17

EPA Sample No.(PIBLK): Date Analyzed:

LAB Sample ID (PIBLK): Time Analyzed:

EPA Sample No.(PEM): mix 600;15w Date Analyzed: 08/02/17

LAB Sample ID (PEM): mix 600;15w - 802B003 Time Analyzed: 6:49

Instrument: ECD1 File: 802B003

COMPOUND	RT	RT WINDOW FROM	RT WINDOW TO	RAW AMOUNT ppb	NOM AMOUNT ppb	% D		CF
Aroclor 1016-1	6.50	6.52	6.62	554	600	8		0.043
Aroclor 1016-2	7.32	7.35	7.45	590	600	2		0.075
Aroclor 1016-3	8.27	8.31	8.41	551	600	8		0.160
Aroclor 1016-4	8.47	8.51	8.61	591	600	2		0.061
Aroclor 1016-5	8.74	8.78	8.88	572	600	5		0.041
Aroclor 1260-1	11.72	11.77	11.91	595	600	1		0.081
Aroclor 1260-2	12.80	12.85	12.99	580	600	3		0.107
Aroclor 1260-3	12.89	12.94	13.08	595	600	1		0.071
Aroclor 1260-4	13.00	13.05	13.19	598	600	0		0.041
Aroclor 1260-5	13.46	13.51	13.65	591	600	2		0.080

QC LIMITS:
%D must be less than or equal to 20% (*) Criteria exceeded. CF=Calibration/Response Factor

FORM VII PCB

Client Id: Continuing Calibration

Software Version: 4.1<1L22>
Date: 8/2/2017 07:37 AM
Sample Name : mix 600;15w
Data File : E:\TC2017\ECD1\08-AUG\802A003.RAW Date: 8/2/2017 06:49 AM
Sequence File: E:\TC2017\ECD1\08-AUG\PCBSEQ.SEQ Cycle: 53 Channel : A
Instrument : AUTO_ECD1 Rack/Vial: 0/2 Operator:
Sample Amount : 1.0000 Dilution Factor : 1.00

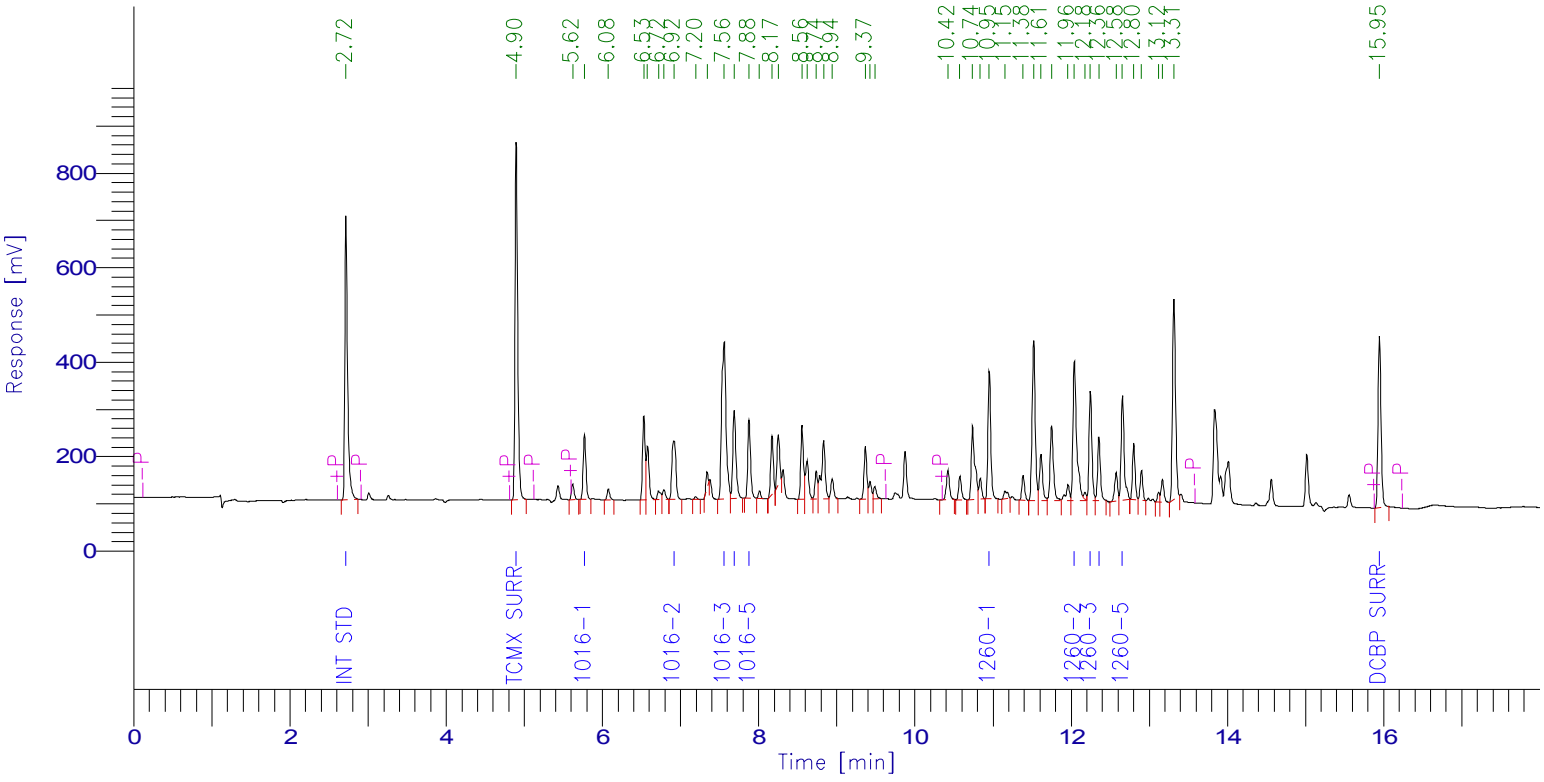

PCB Report

Time [min]	Component Name	Raw Amount	Area [µV·s]	Surrogate SM/WM	Surrogate QC / SL	Spike Rec Soils (%)	Spike Rec Water (%)
2.718	Int Std	100.0000	1519273.83	250.0000	100.0000	40.0000	20.0000
4.898	TCMX SURR	69.0703	1827131.57	172.6759	69.0703	27.6281	13.8141
5.771	1016-1	542.0325	334299.60	1355.0812	542.0325	216.8130	108.4065
6.916	1016-2	607.2252	441857.62	1518.0631	607.2252	242.8901	121.4450
7.560	1016-3	523.0804	1319478.84	1307.7011	523.0804	209.2322	104.6161
7.687	1016-4	555.3502	513125.65	1388.3755	555.3502	222.1401	111.0700
7.878	1016-5	568.2936	426427.97	1420.7341	568.2936	227.3175	113.6587
10.951	1260-1	569.7141	683828.74	1424.2852	569.7141	227.8856	113.9428
12.041	1260-2	609.2554	971560.20	1523.1384	609.2554	243.7021	121.8511
12.246	1260-3	569.9199	584359.42	1424.7999	569.9199	227.9680	113.9840
12.355	1260-4	613.2235	340043.52	1533.0588	613.2235	245.2894	122.6447
12.656	1260-5	600.8470	604135.32	1502.1176	600.8470	240.3388	120.1694
15.945	DCBP SURR	70.3018	956950.77	175.7545	70.3018	28.1207	14.0604
		5998.3141	10522473.06				

Client Id: Continuing Calibration

Software Version: 4.1<1L22>
Date: 8/2/2017 07:37 AM
Sample Name : mix 600;15w
Data File : E:\TC2017\ECD1\08-AUG\802B003.RAW Date: 8/2/2017 06:49 AM
Sequence File: E:\TC2017\ECD1\08-AUG\PCBSEQ.SEQ Cycle: 53 Channel : B
Instrument : AUTO_ECD1 Rack/Vial: 0/2 Operator:
Sample Amount : 1.0000 Dilution Factor : 1.00

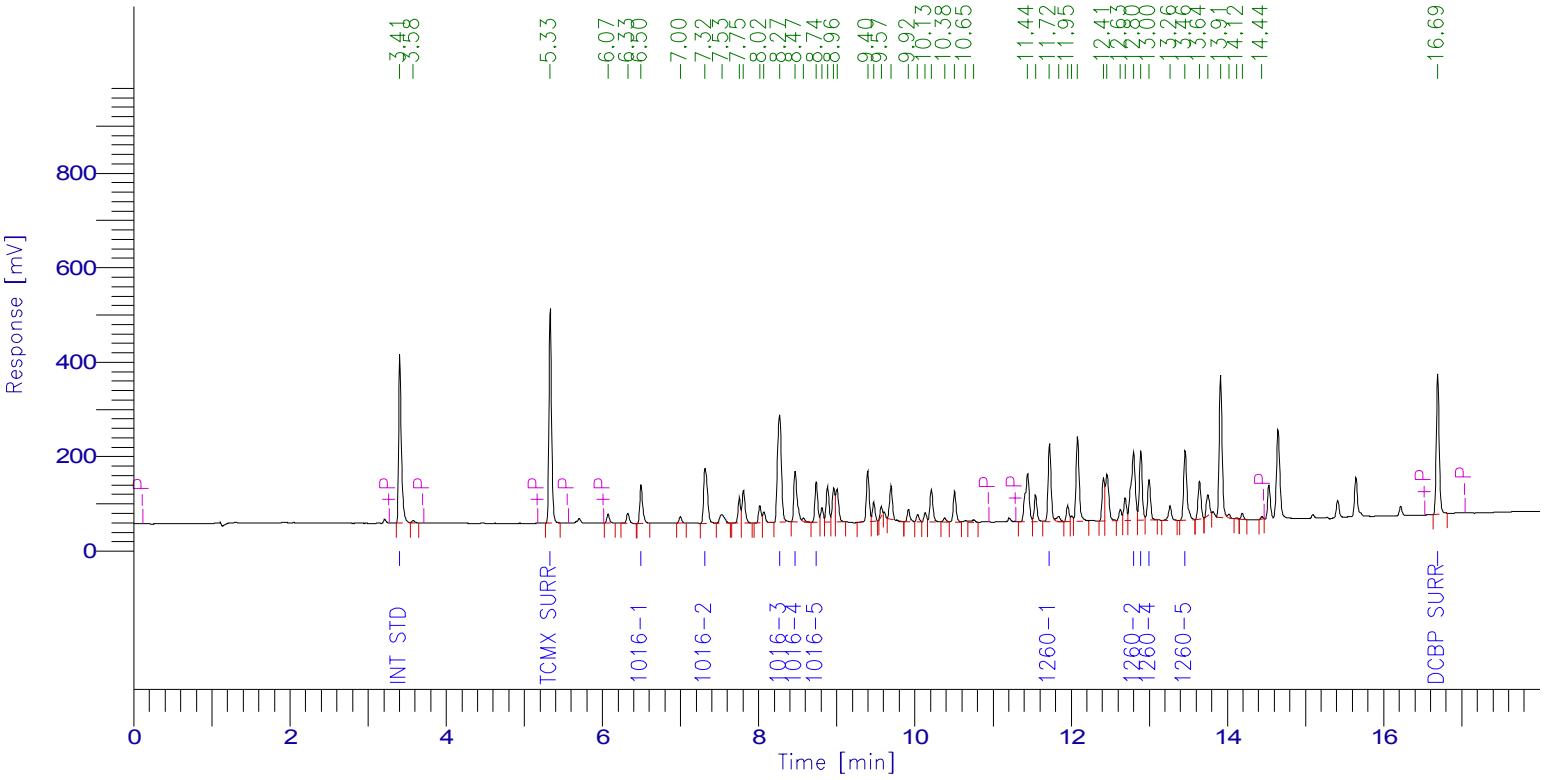

PCB Report

Time [min]	Component Name	Raw Amount	Area [µV·s]	Surrogate SM/WM	Surrogate QC / SL	Spike Rec Soils (%)	Spike Rec Water (%)
3.407	Int Std	100.0000	898107.17	250.0000	100.0000	40.0000	20.0000
5.332	TCMX SURR	71.2921	1087797.06	178.2302	71.2921	28.5168	14.2584
6.495	1016-1	554.4493	212769.02	1386.1233	554.4493	221.7797	110.8899
7.315	1016-2	590.0970	399134.45	1475.2425	590.0970	236.0388	118.0194
8.269	1016-3	550.8244	792356.63	1377.0609	550.8244	220.3298	110.1649
8.468	1016-4	591.3225	324818.33	1478.3062	591.3225	236.5290	118.2645
8.737	1016-5	571.7150	210574.89	1429.2876	571.7150	228.6860	114.3430
11.722	1260-1	594.9525	430921.59	1487.3812	594.9525	237.9810	118.9905
12.797	1260-2	579.8508	557889.69	1449.6271	579.8508	231.9403	115.9702
12.890	1260-3	595.0814	381813.37	1487.7036	595.0814	238.0326	119.0163
12.996	1260-4	598.0529	221209.36	1495.1324	598.0529	239.2212	119.6106
13.457	1260-5	590.7145	425027.01	1476.7862	590.7145	236.2858	118.1429
16.691	DCBP SURR	74.0909	793016.70	185.2272	74.0909	29.6364	14.8182
		6062.4434	6735435.26				

7D
PCB CALIBRATION VERIFICATION SUMMARY
Primary

Lab Name: Phoenix Environmental Client: NETC

Lab Code: Phoenix Case No.: SAS No.: SDG No.: GBY76292

GC Col A: RTX-440 ID: 0.53 (mm) Init. Calib. Date(s): 07/18/17 07/18/17

EPA Sample No.(PIBLK): hex Date Analyzed: 08/02/17

LAB Sample ID (PIBLK): hex - 802A021 Time Analyzed: 15:44

EPA Sample No.(PEM): Date Analyzed:

LAB Sample ID (PEM): Time Analyzed:

Instrument: ECD1 File: 802A021

COMPOUND	RT	RT WINDOW FROM	RT WINDOW TO	CALC AMOUNT ppb	NOM AMOUNT ppb	% D		CF
Aroclor 1016-1		5.75	5.85	33U				
Aroclor 1016-2		6.90	7.00	33U				
Aroclor 1016-3		7.54	7.64	33U				
Aroclor 1016-4		7.66	7.76	33U				
Aroclor 1016-5		7.86	7.96	33U				
Aroclor 1260-1		10.91	11.05	33U				
Aroclor 1260-2		12.00	12.14	33U				
Aroclor 1260-3		12.21	12.35	33U				
Aroclor 1260-4		12.32	12.46	33U				
Aroclor 1260-5		12.62	12.76	33U				

QC LIMITS:
%D must be less than or equal to 20% (*) Criteria exceeded. CF=Calibration/Response Factor
Both channels need to have the compound detected for a concentration to be reported on either channel.

FORM VII PCB

7D
PCB CALIBRATION VERIFICATION SUMMARY
Confirmation

Lab Name: Phoenix Environmental Client: NETC

Lab Code: Phoenix Case No.: SAS No.: SDG No.: GBY76292

GC Col B: Rxi-35sil MS ID: 0.32 (mm) Init. Calib. Date(s): 07/18/17 07/18/17

EPA Sample No.(PIBLK): hex Date Analyzed: 08/02/17

LAB Sample ID (PIBLK): hex - 802B021 Time Analyzed: 15:44

EPA Sample No.(PEM): Date Analyzed:

LAB Sample ID (PEM): Time Analyzed:

Instrument: ECD1 File: 802B021

COMPOUND	RT	RT WINDOW FROM	RT WINDOW TO	CALC AMOUNT ppb	NOM AMOUNT ppb	% D		CF
Aroclor 1016-1		6.52	6.62	33U				
Aroclor 1016-2		7.35	7.45	33U				
Aroclor 1016-3		8.31	8.41	33U				
Aroclor 1016-4		8.51	8.61	33U				
Aroclor 1016-5		8.78	8.88	33U				
Aroclor 1260-1		11.77	11.91	33U				
Aroclor 1260-2		12.85	12.99	33U				
Aroclor 1260-3		12.94	13.08	33U				
Aroclor 1260-4		13.05	13.19	33U				
Aroclor 1260-5		13.51	13.65	33U				

QC LIMITS:
%D must be less than or equal to 20% (*) Criteria exceeded. CF=Calibration/Response Factor
Both channels need to have the compound detected for a concentration to be reported on either channel.

FORM VII PCB

Client Id: Continuing Blank

Software Version: 4.1<1L22>
Date: 8/3/2017 08:33 AM
Sample Name : hex
Data File : E:\TC2017\ECD1\08-AUG\802A021.RAW Date: 8/2/2017 03:44 PM
Sequence File: E:\TC2017\ECD1\08-AUG\PCBSEQ.SEQ Cycle: 71 Channel : A
Instrument : AUTO_ECD1 Rack/Vial: 0/1 Operator:
Sample Amount : 1.0000 Dilution Factor : 1.00

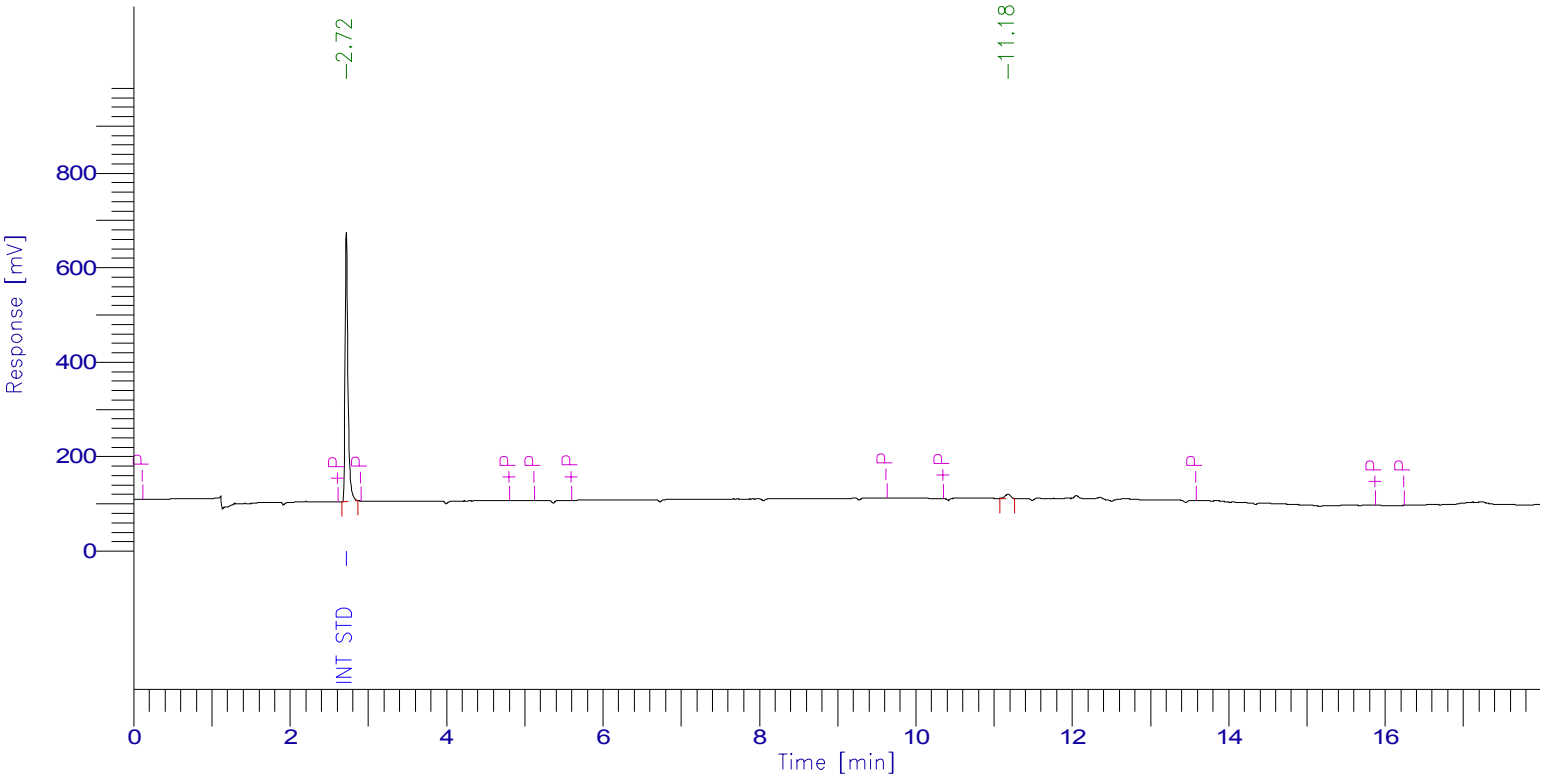

PCB Report

Time [min]	Component Name	Raw Amount	Area [µV·s]	Surrogate SM/WM	Surrogate QC / SL	Spike Rec Soils (%)	Spike Rec Water (%)
2.719	Int Std	100.0000	1492333.48	250.0000	100.0000	40.0000	20.0000
4.890	TCMX SURR	0.0000	0.00	0.0000	0.0000	0.0000	0.0000
5.763	1016-1	0.0000	0.00	0.0000	0.0000	0.0000	0.0000
6.908	1016-2	0.0000	0.00	0.0000	0.0000	0.0000	0.0000
7.542	1016-3	0.0000	0.00	0.0000	0.0000	0.0000	0.0000
7.669	1016-4	0.0000	0.00	0.0000	0.0000	0.0000	0.0000
7.859	1016-5	0.0000	0.00	0.0000	0.0000	0.0000	0.0000
10.943	1260-1	0.0000	0.00	0.0000	0.0000	0.0000	0.0000
12.026	1260-2	0.0000	0.00	0.0000	0.0000	0.0000	0.0000
12.232	1260-3	0.0000	0.00	0.0000	0.0000	0.0000	0.0000
12.340	1260-4	0.0000	0.00	0.0000	0.0000	0.0000	0.0000
12.641	1260-5	0.0000	0.00	0.0000	0.0000	0.0000	0.0000
15.981	DCBP SURR	0.0000	0.00	0.0000	0.0000	0.0000	0.0000
		100.0000	1492333.48				

Client Id: Continuing Blank

Software Version: 4.1<1L22>
Date: 8/3/2017 08:35 AM
Sample Name : hex
Data File : E:\TC2017\ECD1\08-AUG\802B021.RAW Date: 8/2/2017 03:44 PM
Sequence File: E:\TC2017\ECD1\08-AUG\PCBSEQ.SEQ Cycle: 71 Channel : B
Instrument : AUTO_ECD1 Rack/Vial: 0/1 Operator:
Sample Amount : 1.0000 Dilution Factor : 1.00

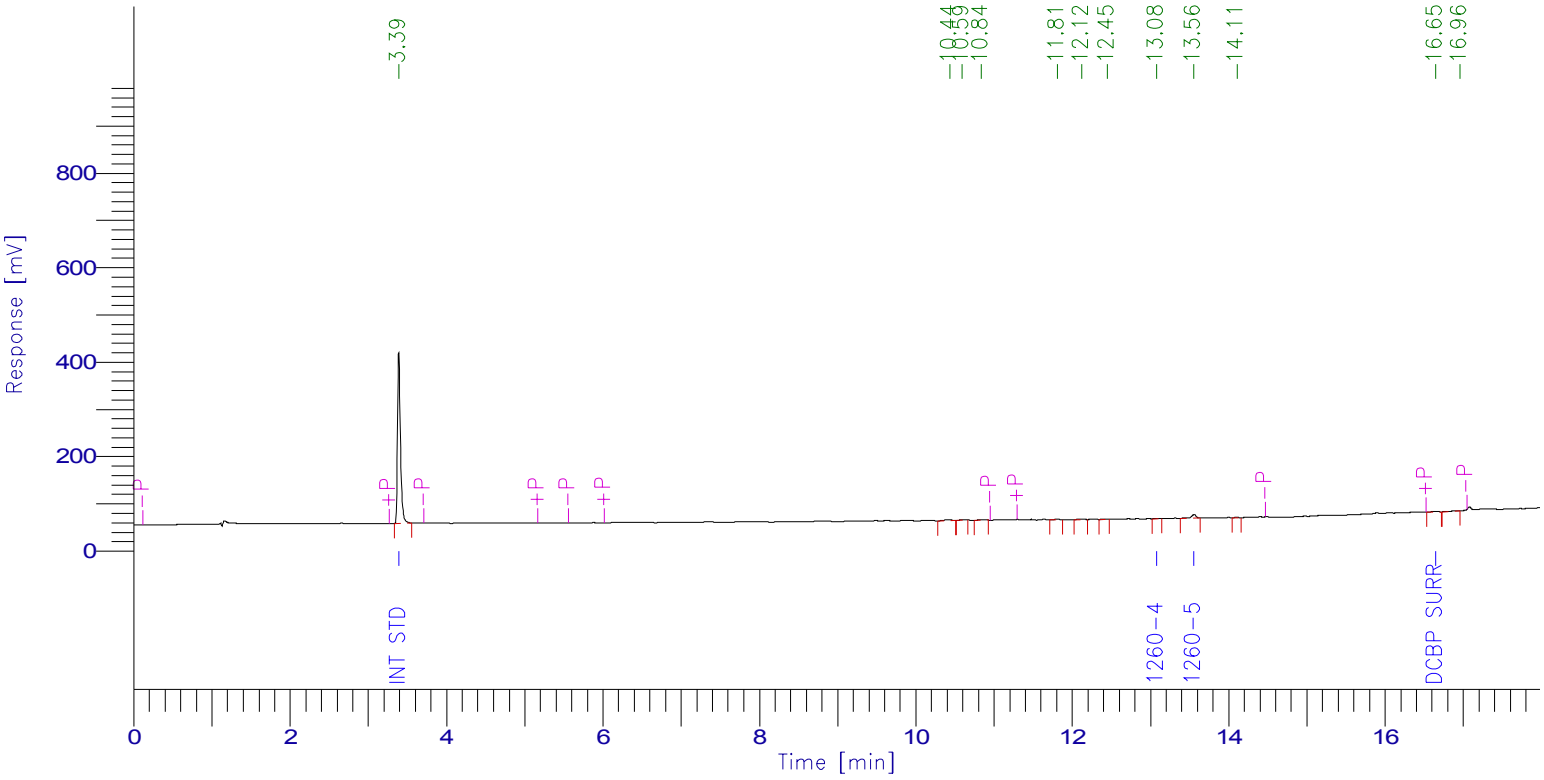

PCB Report

Time [min]	Component Name	Raw Amount	Area [µV·s]	Surrogate SM/WM	Surrogate QC / SL	Spike Rec Soils (%)	Spike Rec Water (%)
3.390	Int Std	100.0000	932675.69	250.0000	100.0000	40.0000	20.0000
5.333	TCMX SURR	0.0000	0.00	0.0000	0.0000	0.0000	0.0000
6.501	1016-1	0.0000	0.00	0.0000	0.0000	0.0000	0.0000
7.321	1016-2	0.0000	0.00	0.0000	0.0000	0.0000	0.0000
8.270	1016-3	0.0000	0.00	0.0000	0.0000	0.0000	0.0000
8.468	1016-4	0.0000	0.00	0.0000	0.0000	0.0000	0.0000
8.737	1016-5	0.0000	0.00	0.0000	0.0000	0.0000	0.0000
11.737	1260-1	0.0000	0.00	0.0000	0.0000	0.0000	0.0000
12.807	1260-2	0.0000	0.00	0.0000	0.0000	0.0000	0.0000
12.901	1260-3	0.0000	0.00	0.0000	0.0000	0.0000	0.0000
13.082	1260-4	10.9706	4214.04	27.4266	10.9706	4.3883	2.1941
13.555	1260-5	46.4460	34704.84	116.1151	46.4460	18.5784	9.2892
16.645	DCBP SURR	0.7973	8862.19	1.9932	0.7973	0.3189	0.1595
		158.2140	980456.77				

7D
PCB CALIBRATION VERIFICATION SUMMARY
Primary

Lab Name: Phoenix Environmental Client: NETC

Lab Code: Phoenix Case No.: SAS No.: SDG No.: GBY76292

GC Col A: RTX-440 ID: 0.53 (mm) Init. Calib. Date(s): 07/18/17 07/18/17

EPA Sample No.(PIBLK): Date Analyzed:

LAB Sample ID (PIBLK): Time Analyzed:

EPA Sample No.(PEM): mix 600;15y Date Analyzed: 08/02/17

LAB Sample ID (PEM): mix 600;15y - 802A022B Time Analyzed: 18:34

Instrument: ECD1 File: 802A022B

COMPOUND	RT	RT WINDOW FROM	RT WINDOW TO	RAW AMOUNT ppb	NOM AMOUNT ppb	% D		CF
Aroclor 1016-1	5.78	5.75	5.85	633	600	6		0.041
Aroclor 1016-2	6.92	6.90	7.00	708	600	18		0.048
Aroclor 1016-3	7.57	7.54	7.64	623	600	4		0.166
Aroclor 1016-4	7.70	7.66	7.76	644	600	7		0.061
Aroclor 1016-5	7.89	7.86	7.96	650	600	8		0.049
Aroclor 1260-1	10.96	10.91	11.05	646	600	8		0.079
Aroclor 1260-2	12.05	12.00	12.14	642	600	7		0.105
Aroclor 1260-3	12.25	12.21	12.35	611	600	2		0.067
Aroclor 1260-4	12.36	12.32	12.46	630	600	5		0.036
Aroclor 1260-5	12.66	12.62	12.76	644	600	7		0.066

QC LIMITS:
%D must be less than or equal to 20% (*) Criteria exceeded. CF=Calibration/Response Factor

FORM VII PCB

7D
PCB CALIBRATION VERIFICATION SUMMARY
Confirmation

Lab Name: Phoenix Environmental Client: NETC

Lab Code: Phoenix Case No.: SAS No.: SDG No.: GBY76292

GC Col B: Rxi-35sil MS ID: 0.32 (mm) Init. Calib. Date(s): 07/18/17 07/18/17

EPA Sample No.(PIBLK): Date Analyzed:

LAB Sample ID (PIBLK): Time Analyzed:

EPA Sample No.(PEM): mix 600;15y Date Analyzed: 08/02/17

LAB Sample ID (PEM): mix 600;15y - 802B022B Time Analyzed: 18:34

Instrument: ECD1 File: 802B022B

COMPOUND	RT	RT WINDOW FROM	RT WINDOW TO	RAW AMOUNT ppb	NOM AMOUNT ppb	% D		CF
Aroclor 1016-1	6.50	6.52	6.62	449	600	25	*	0.043
Aroclor 1016-2	7.32	7.35	7.45	590	600	2		0.075
Aroclor 1016-3	8.28	8.31	8.41	545	600	9		0.160
Aroclor 1016-4	8.47	8.51	8.61	592	600	1		0.061
Aroclor 1016-5	8.74	8.78	8.88	435	600	28	*	0.041
Aroclor 1260-1	11.73	11.77	11.91	550	600	8		0.081
Aroclor 1260-2	12.80	12.85	12.99	572	600	5		0.107
Aroclor 1260-3	12.90	12.94	13.08	584	600	3		0.071
Aroclor 1260-4	13.00	13.05	13.19	578	600	4		0.041
Aroclor 1260-5	13.46	13.51	13.65	576	600	4		0.080

QC LIMITS:
%D must be less than or equal to 20% (*) Criteria exceeded. CF=Calibration/Response Factor

FORM VII PCB

Client Id: Continuing Calibration

Software Version: 4.1<1L22>
Date: 8/3/2017 08:45 AM
Sample Name : mix 600;15y
Data File : E:\TC2017\ECD1\08-AUG\802A022B.RAW Date: 8/2/2017 06:34 PM
Sequence File: E:\TC2017\ECD1\08-AUG\PCBSEQ.SEQ Cycle: 72 Channel : A
Instrument : AUTO_ECD1 Rack/Vial: 0/20 Operator:
Sample Amount : 1.0000 Dilution Factor : 1.00

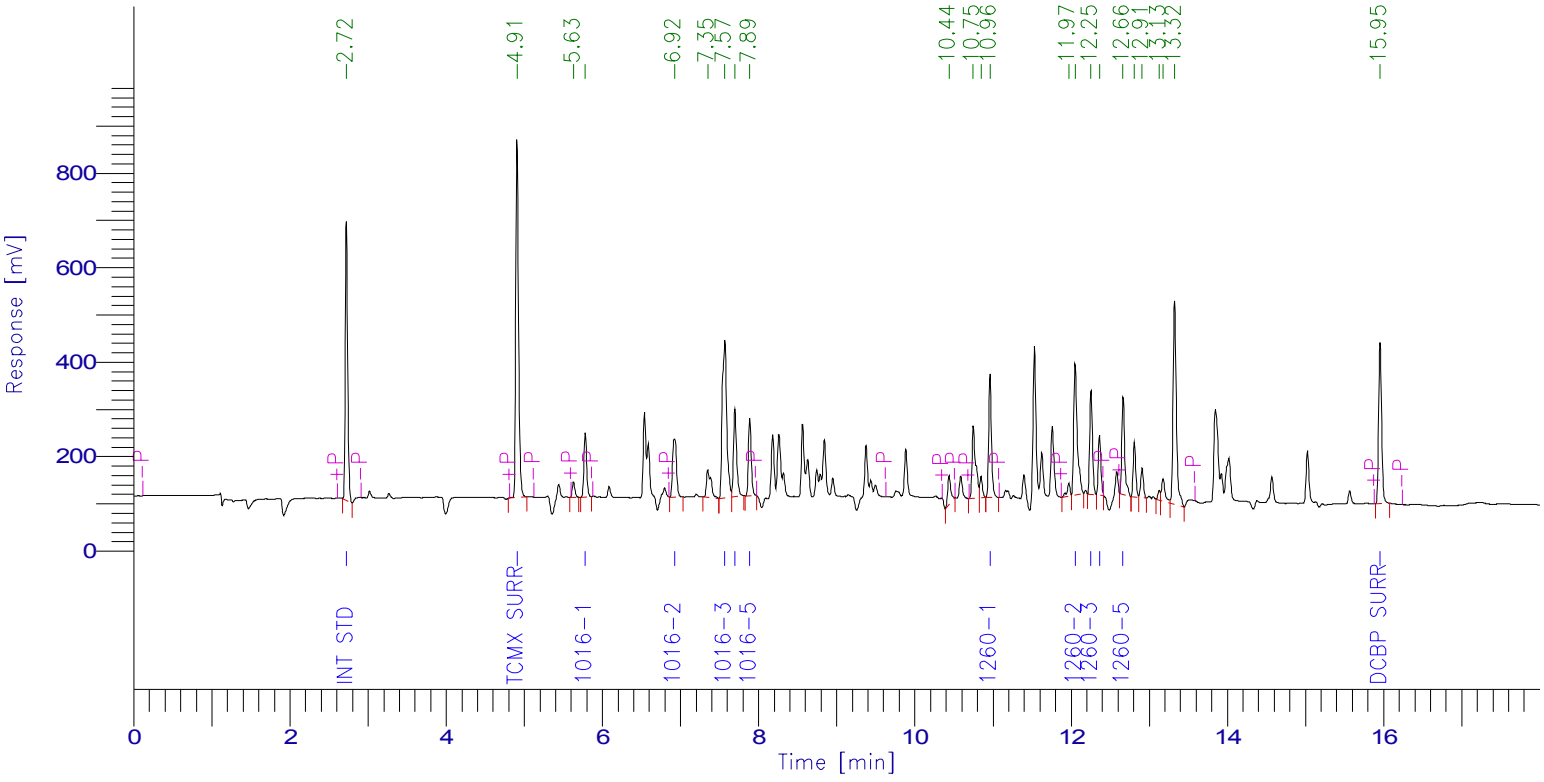

PCB Report

Time [min]	Component Name	Raw Amount	Area [µV·s]	Surrogate SM/WM	Surrogate QC / SL	Spike Rec Soils (%)	Spike Rec Water (%)
2.723	Int Std	100.0000	1287620.01	250.0000	100.0000	40.0000	20.0000
4.908	TCMX SURR	83.0528	1862019.79	207.6321	83.0528	33.2211	16.6106
5.780	1016-1	633.1667	330963.64	1582.9168	633.1667	253.2667	126.6333
6.924	1016-2	707.6065	436391.21	1769.0162	707.6065	283.0426	141.5213
7.568	1016-3	622.8527	1331591.33	1557.1317	622.8527	249.1411	124.5705
7.696	1016-4	643.9491	504266.31	1609.8726	643.9491	257.5796	128.7898
7.887	1016-5	650.0014	413369.90	1625.0036	650.0014	260.0006	130.0003
10.960	1260-1	645.7793	656940.75	1614.4483	645.7793	258.3117	129.1559
12.050	1260-2	642.1661	867899.46	1605.4153	642.1661	256.8665	128.4332
12.254	1260-3	611.4961	531387.76	1528.7403	611.4961	244.5984	122.2992
12.363	1260-4	629.8587	296012.79	1574.6468	629.8587	251.9435	125.9717
12.663	1260-5	643.9720	548768.18	1609.9299	643.9720	257.5888	128.7944
15.953	DCBP SURR	78.4376	904896.76	196.0940	78.4376	31.3750	15.6875
		6692.3390	9972127.89				

Client Id: Continuing Calibration

Software Version: 4.1<1L22>
Date: 8/3/2017 08:35 AM
Sample Name : mix 600;15y
Data File : E:\TC2017\ECD1\08-AUG\802B022B.RAW Date: 8/2/2017 06:34 PM
Sequence File: E:\TC2017\ECD1\08-AUG\PCBSEQ.SEQ Cycle: 72 Channel : B
Instrument : AUTO_ECD1 Rack/Vial: 0/20 Operator:
Sample Amount : 1.0000 Dilution Factor : 1.00

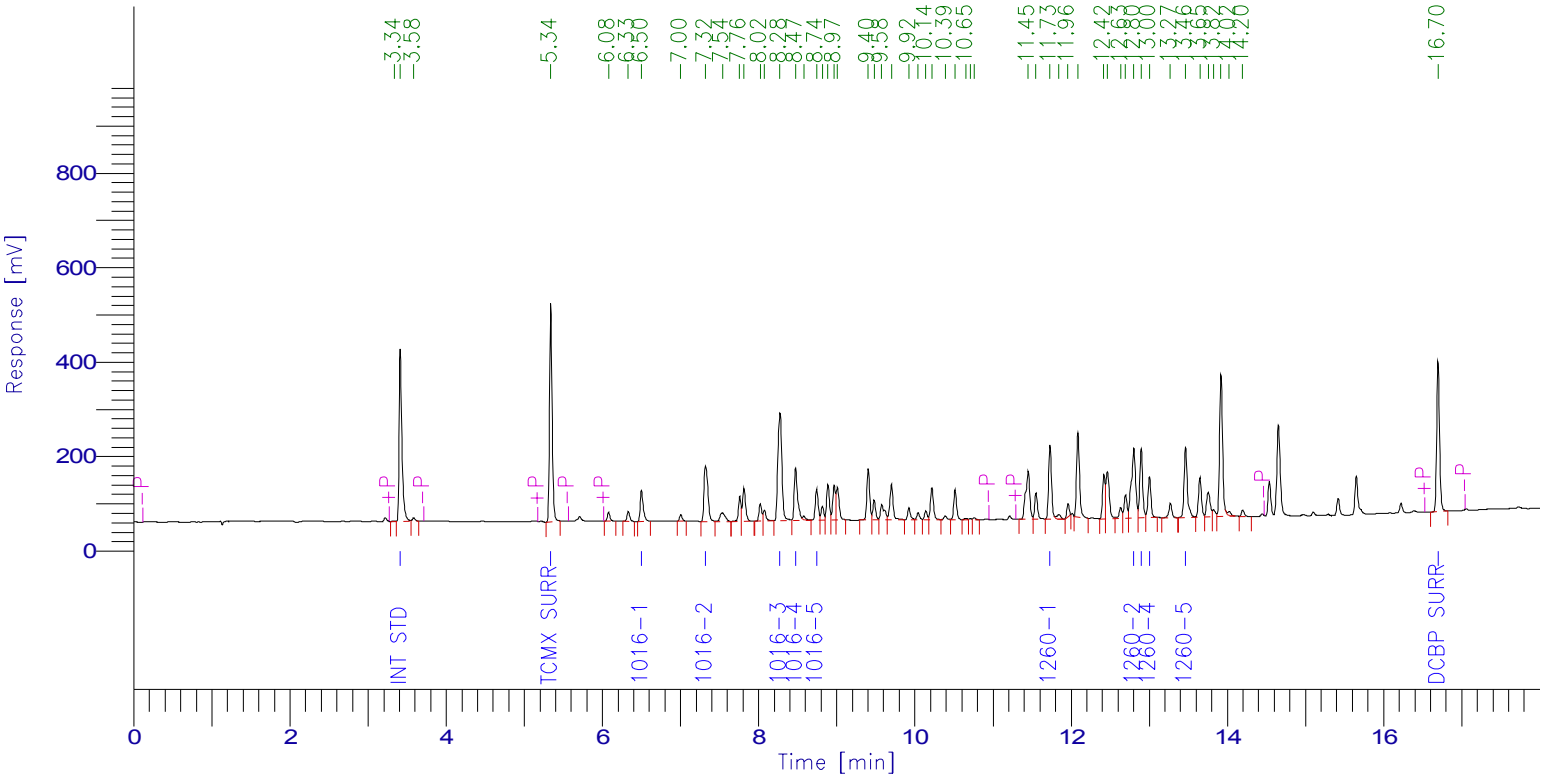

PCB Report

Time [min]	Component Name	Raw Amount	Area [µV·s]	Surrogate SM/WM	Surrogate QC / SL	Spike Rec Soils (%)	Spike Rec Water (%)
3.413	Int Std	100.0000	923806.47	250.0000	100.0000	40.0000	20.0000
5.339	TCMX SURR	70.5170	1106759.44	176.2925	70.5170	28.2068	14.1034
6.501	1016-1	448.5334	177049.28	1121.3336	448.5334	179.4134	89.7067
7.320	1016-2	589.8951	410415.17	1474.7377	589.8951	235.9580	117.9790
8.275	1016-3	544.8951	806256.57	1362.2377	544.8951	217.9580	108.9790
8.473	1016-4	591.5916	334265.05	1478.9790	591.5916	236.6366	118.3183
8.742	1016-5	435.3222	164926.55	1088.3054	435.3222	174.1289	87.0644
11.728	1260-1	549.6009	409464.46	1374.0021	549.6009	219.8403	109.9202
12.802	1260-2	571.8785	565963.79	1429.6963	571.8785	228.7514	114.3757
12.895	1260-3	584.0153	385435.56	1460.0382	584.0153	233.6061	116.8031
13.001	1260-4	578.0970	219946.67	1445.2424	578.0970	231.2388	115.6194
13.463	1260-5	575.8068	426155.93	1439.5170	575.8068	230.3227	115.1614
16.695	DCBP SURR	75.8428	834996.75	189.6070	75.8428	30.3371	15.1686
		5715.9956	6765441.69				

7D
PCB CALIBRATION VERIFICATION SUMMARY
Primary

Lab Name: Phoenix Environmental Client: NETC

Lab Code: Phoenix Case No.: SAS No.: SDG No.: GBY76292

GC Col A: RTX-440 ID: 0.53 (mm) Init. Calib. Date(s): 07/18/17 07/18/17

EPA Sample No.(PIBLK): hex Date Analyzed: 08/02/17

LAB Sample ID (PIBLK): hex - 802A033 Time Analyzed: 22:40

EPA Sample No.(PEM): Date Analyzed:

LAB Sample ID (PEM): Time Analyzed:

Instrument: ECD1 File: 802A033

COMPOUND	RT	RT WINDOW FROM	RT WINDOW TO	CALC AMOUNT ppb	NOM AMOUNT ppb	% D		CF
Aroclor 1016-1		5.75	5.85	33U				
Aroclor 1016-2		6.90	7.00	33U				
Aroclor 1016-3		7.54	7.64	33U				
Aroclor 1016-4		7.66	7.76	33U				
Aroclor 1016-5		7.86	7.96	33U				
Aroclor 1260-1		10.91	11.05	33U				
Aroclor 1260-2		12.00	12.14	33U				
Aroclor 1260-3		12.21	12.35	33U				
Aroclor 1260-4		12.32	12.46	33U				
Aroclor 1260-5		12.62	12.76	33U				

QC LIMITS:
%D must be less than or equal to 20% (*) Criteria exceeded. CF=Calibration/Response Factor
Both channels need to have the compound detected for a concentration to be reported on either channel.

FORM VII PCB

7D
PCB CALIBRATION VERIFICATION SUMMARY
Confirmation

Lab Name: Phoenix Environmental Client: NETC

Lab Code: Phoenix Case No.: SAS No.: SDG No.: GBY76292

GC Col B: Rxi-35sil MS ID: 0.32 (mm) Init. Calib. Date(s): 07/18/17 07/18/17

EPA Sample No.(PIBLK): hex Date Analyzed: 08/02/17

LAB Sample ID (PIBLK): hex - 802B033 Time Analyzed: 22:40

EPA Sample No.(PEM): Date Analyzed:

LAB Sample ID (PEM): Time Analyzed:

Instrument: ECD1 File: 802B033

COMPOUND	RT	RT WINDOW FROM	RT WINDOW TO	CALC AMOUNT ppb	NOM AMOUNT ppb	% D		CF
Aroclor 1016-1		6.52	6.62	33U				
Aroclor 1016-2		7.35	7.45	33U				
Aroclor 1016-3		8.31	8.41	33U				
Aroclor 1016-4		8.51	8.61	33U				
Aroclor 1016-5		8.78	8.88	33U				
Aroclor 1260-1		11.77	11.91	33U				
Aroclor 1260-2		12.85	12.99	33U				
Aroclor 1260-3		12.94	13.08	33U				
Aroclor 1260-4		13.05	13.19	33U				
Aroclor 1260-5		13.51	13.65	33U				

QC LIMITS:
%D must be less than or equal to 20% (*) Criteria exceeded. CF=Calibration/Response Factor
Both channels need to have the compound detected for a concentration to be reported on either channel.

FORM VII PCB

Client Id: Continuing Blank

Software Version: 4.1<1L22>
Date: 8/3/2017 08:34 AM
Sample Name : hex
Data File : E:\TC2017\ECD1\08-AUG\802A033.RAW Date: 8/2/2017 10:40 PM
Sequence File: E:\TC2017\ECD1\08-AUG\PCBSEQ.SEQ Cycle: 83 Channel : A
Instrument : AUTO_ECD1 Rack/Vial: 0/1 Operator:
Sample Amount : 1.0000 Dilution Factor : 1.00

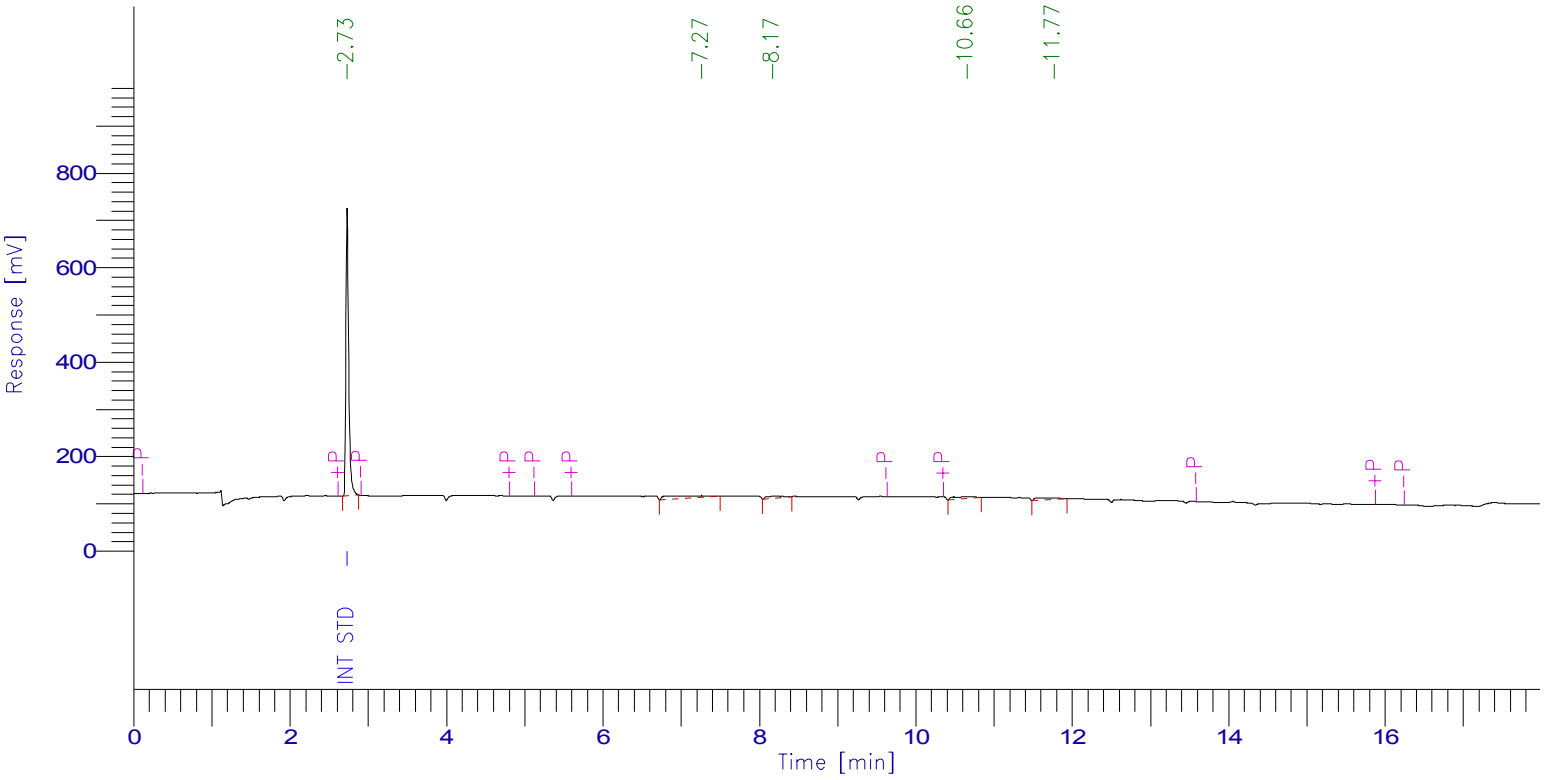

PCB Report

Time [min]	Component Name	Raw Amount	Area [µV·s]	Surrogate SM/WM	Surrogate QC / SL	Spike Rec Soils (%)	Spike Rec Water (%)
2.729	Int Std	100.0000	1573452.63	250.0000	100.0000	40.0000	20.0000
4.890	TCMX SURR	0.0000	0.00	0.0000	0.0000	0.0000	0.0000
5.763	1016-1	0.0000	0.00	0.0000	0.0000	0.0000	0.0000
6.908	1016-2	0.0000	0.00	0.0000	0.0000	0.0000	0.0000
7.542	1016-3	0.0000	0.00	0.0000	0.0000	0.0000	0.0000
7.669	1016-4	0.0000	0.00	0.0000	0.0000	0.0000	0.0000
7.859	1016-5	0.0000	0.00	0.0000	0.0000	0.0000	0.0000
10.943	1260-1	0.0000	0.00	0.0000	0.0000	0.0000	0.0000
12.026	1260-2	0.0000	0.00	0.0000	0.0000	0.0000	0.0000
12.232	1260-3	0.0000	0.00	0.0000	0.0000	0.0000	0.0000
12.340	1260-4	0.0000	0.00	0.0000	0.0000	0.0000	0.0000
12.641	1260-5	0.0000	0.00	0.0000	0.0000	0.0000	0.0000
15.981	DCBP SURR	0.0000	0.00	0.0000	0.0000	0.0000	0.0000
		100.0000	1573452.63				

Client Id: Continuing Blank

Software Version: 4.1<1L22>
Date: 8/3/2017 08:35 AM
Sample Name : hex
Data File : E:\TC2017\ECD1\08-AUG\802B033.RAW Date: 8/2/2017 10:40 PM
Sequence File: E:\TC2017\ECD1\08-AUG\PCBSEQ.SEQ Cycle: 83 Channel : B
Instrument : AUTO_ECD1 Rack/Vial: 0/1 Operator:
Sample Amount : 1.0000 Dilution Factor : 1.00

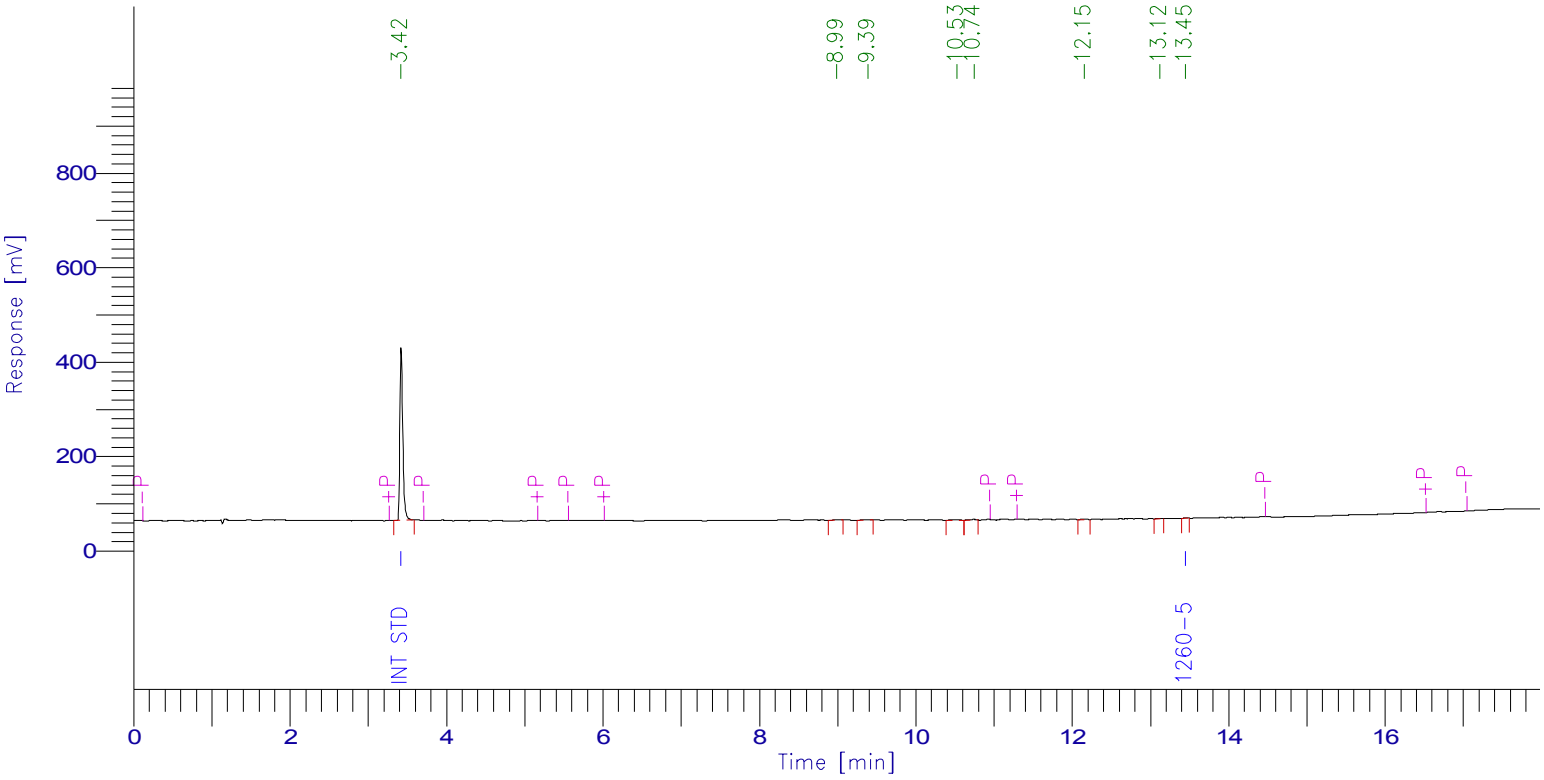

PCB Report

Time [min]	Component Name	Raw Amount	Area [µV·s]	Surrogate SM/WM	Surrogate QC / SL	Spike Rec Soils (%)	Spike Rec Water (%)
3.419	Int Std	100.0000	953278.24	250.0000	100.0000	40.0000	20.0000
5.333	TCMX SURR	0.0000	0.00	0.0000	0.0000	0.0000	0.0000
6.501	1016-1	0.0000	0.00	0.0000	0.0000	0.0000	0.0000
7.321	1016-2	0.0000	0.00	0.0000	0.0000	0.0000	0.0000
8.270	1016-3	0.0000	0.00	0.0000	0.0000	0.0000	0.0000
8.468	1016-4	0.0000	0.00	0.0000	0.0000	0.0000	0.0000
8.737	1016-5	0.0000	0.00	0.0000	0.0000	0.0000	0.0000
11.737	1260-1	0.0000	0.00	0.0000	0.0000	0.0000	0.0000
12.807	1260-2	0.0000	0.00	0.0000	0.0000	0.0000	0.0000
12.901	1260-3	0.0000	0.00	0.0000	0.0000	0.0000	0.0000
13.006	1260-4	0.0000	0.00	0.0000	0.0000	0.0000	0.0000
13.446	1260-5	3.0886	2358.84	7.7216	3.0886	1.2355	0.6177
16.709	DCBP SURR	0.0000	0.00	0.0000	0.0000	0.0000	0.0000
		103.0886	955637.07				

7D
PCB CALIBRATION VERIFICATION SUMMARY
Primary

Lab Name: Phoenix Environmental Client: NETC

Lab Code: Phoenix Case No.: SAS No.: SDG No.: GBY76292

GC Col A: RTX-440 ID: 0.53 (mm) Init. Calib. Date(s): 07/18/17 07/18/17

EPA Sample No.(PIBLK): Date Analyzed:

LAB Sample ID (PIBLK): Time Analyzed:

EPA Sample No.(PEM): mix 600;15y Date Analyzed: 08/02/17

LAB Sample ID (PEM): mix 600;15y - 802A034 Time Analyzed: 23:02

Instrument: ECD1 File: 802A034

COMPOUND	RT	RT WINDOW FROM	RT WINDOW TO	RAW AMOUNT ppb	NOM AMOUNT ppb	% D		CF
Aroclor 1016-1	5.78	5.75	5.85	635	600	6		0.041
Aroclor 1016-2	6.93	6.90	7.00	715	600	19		0.048
Aroclor 1016-3	7.57	7.54	7.64	624	600	4		0.166
Aroclor 1016-4	7.70	7.66	7.76	652	600	9		0.061
Aroclor 1016-5	7.89	7.86	7.96	656	600	9		0.049
Aroclor 1260-1	10.96	10.91	11.05	660	600	10		0.079
Aroclor 1260-2	12.05	12.00	12.14	687	600	15		0.105
Aroclor 1260-3	12.26	12.21	12.35	620	600	3		0.067
Aroclor 1260-4	12.37	12.32	12.46	625	600	4		0.036
Aroclor 1260-5	12.67	12.62	12.76	654	600	9		0.066

QC LIMITS:
%D must be less than or equal to 20% (*) Criteria exceeded. CF=Calibration/Response Factor

FORM VII PCB

7D
PCB CALIBRATION VERIFICATION SUMMARY
Confirmation

Lab Name: Phoenix Environmental Client: NETC

Lab Code: Phoenix Case No.: SAS No.: SDG No.: GBY76292

GC Col B: Rxi-35sil MS ID: 0.32 (mm) Init. Calib. Date(s): 07/18/17 07/18/17

EPA Sample No.(PIBLK): Date Analyzed:

LAB Sample ID (PIBLK): Time Analyzed:

EPA Sample No.(PEM): mix 600;15y Date Analyzed: 08/02/17

LAB Sample ID (PEM): mix 600;15y - 802B034 Time Analyzed: 23:02

Instrument: ECD1 File: 802B034

COMPOUND	RT	RT WINDOW FROM	RT WINDOW TO	RAW AMOUNT ppb	NOM AMOUNT ppb	% D		CF
Aroclor 1016-1	6.50	6.52	6.62	487	600	19		0.043
Aroclor 1016-2	7.33	7.35	7.45	601	600	0		0.075
Aroclor 1016-3	8.28	8.31	8.41	547	600	9		0.160
Aroclor 1016-4	8.48	8.51	8.61	592	600	1		0.061
Aroclor 1016-5	8.75	8.78	8.88	481	600	20		0.041
Aroclor 1260-1	11.73	11.77	11.91	577	600	4		0.081
Aroclor 1260-2	12.81	12.85	12.99	587	600	2		0.107
Aroclor 1260-3	12.90	12.94	13.08	599	600	0		0.071
Aroclor 1260-4	13.01	13.05	13.19	603	600	1		0.041
Aroclor 1260-5	13.47	13.51	13.65	599	600	0		0.080

QC LIMITS:
%D must be less than or equal to 20% (*) Criteria exceeded. CF=Calibration/Response Factor

FORM VII PCB

Client Id: Continuing Calibration

Software Version: 4.1<1L22>
Date: 8/3/2017 08:49 AM
Sample Name : mix 600;15y
Data File : E:\TC2017\ECD1\08-AUG\802A034.RAW Date: 8/2/2017 11:02 PM
Sequence File: E:\TC2017\ECD1\08-AUG\PCBSEQ.SEQ Cycle: 84 Channel : A
Instrument : AUTO_ECD1 Rack/Vial: 0/31 Operator:
Sample Amount : 1.0000 Dilution Factor : 1.00

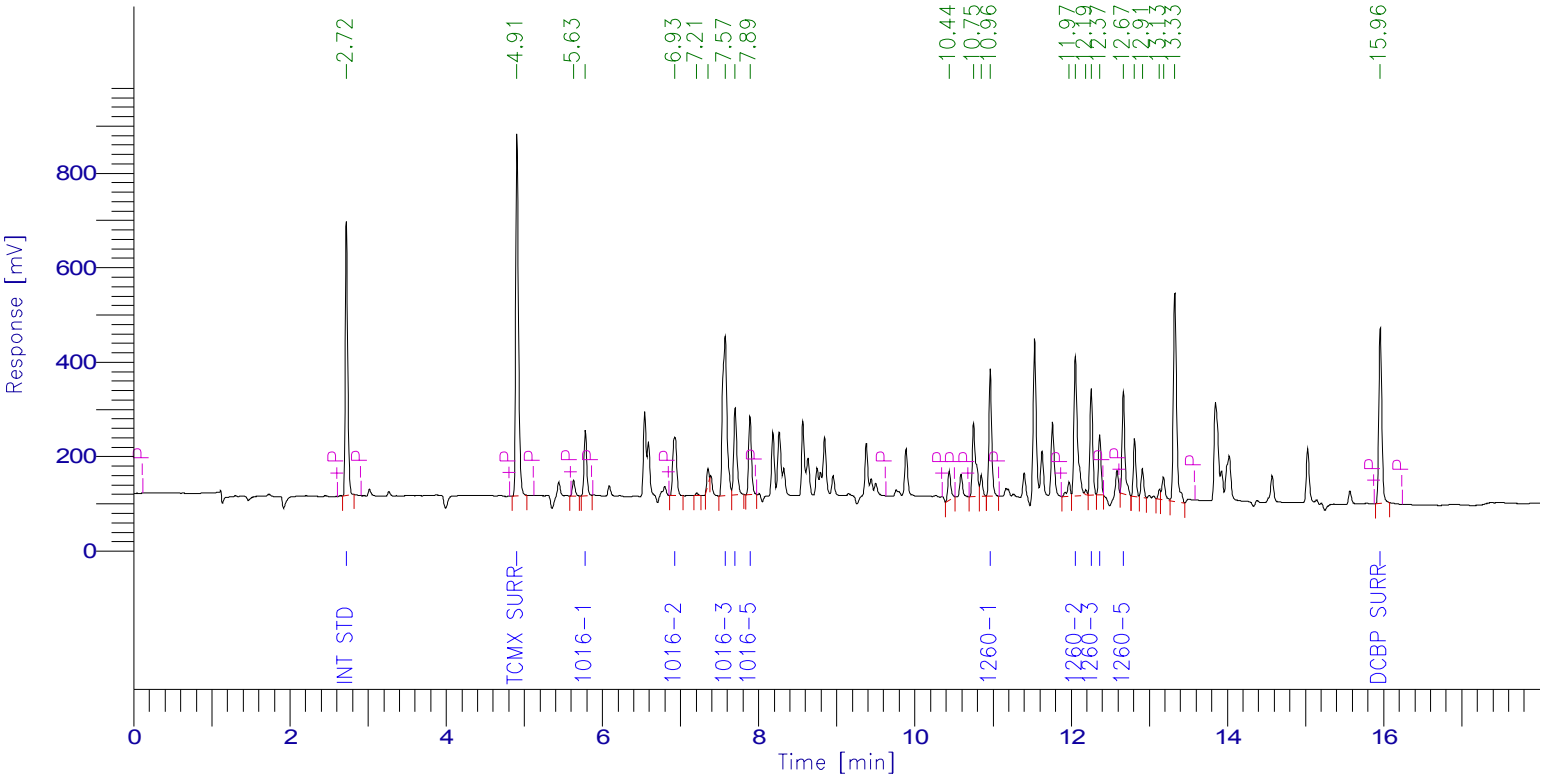

PCB Report

Time [min]	Component Name	Raw Amount	Area [µV·s]	Surrogate SM/WM	Surrogate QC / SL	Spike Rec Soils (%)	Spike Rec Water (%)
2.723	Int Std	100.0000	1290525.88	250.0000	100.0000	40.0000	20.0000
4.907	TCMX SURR	83.5290	1876922.13	208.8226	83.5290	33.4116	16.7058
5.781	1016-1	634.5380	332428.96	1586.3450	634.5380	253.8152	126.9076
6.926	1016-2	714.9784	441932.69	1787.4460	714.9784	285.9914	142.9957
7.572	1016-3	624.2058	1337495.68	1560.5144	624.2058	249.6823	124.8412
7.699	1016-4	652.4039	512040.11	1631.0097	652.4039	260.9616	130.4808
7.890	1016-5	655.8229	418013.34	1639.5573	655.8229	262.3292	131.1646
10.964	1260-1	659.9016	672822.07	1649.7540	659.9016	263.9606	131.9803
12.053	1260-2	687.4522	931201.25	1718.6306	687.4522	274.9809	137.4904
12.257	1260-3	620.3077	540261.53	1550.7693	620.3077	248.1231	124.0615
12.365	1260-4	624.6197	294213.11	1561.5492	624.6197	249.8479	124.9239
12.667	1260-5	654.0474	558611.86	1635.1184	654.0474	261.6189	130.8095
15.955	DCBP SURR	85.3479	986839.67	213.3697	85.3479	34.1392	17.0696
		6797.1545	10193308.29				

Client Id: Continuing Calibration

Software Version: 4.1<1L22>
Date: 8/3/2017 08:35 AM
Sample Name : mix 600;15y
Data File : E:\TC2017\ECD1\08-AUG\802B034.RAW Date: 8/2/2017 11:02 PM
Sequence File: E:\TC2017\ECD1\08-AUG\PCBSEQ.SEQ Cycle: 84 Channel : B
Instrument : AUTO_ECD1 Rack/Vial: 0/31 Operator:
Sample Amount : 1.0000 Dilution Factor : 1.00

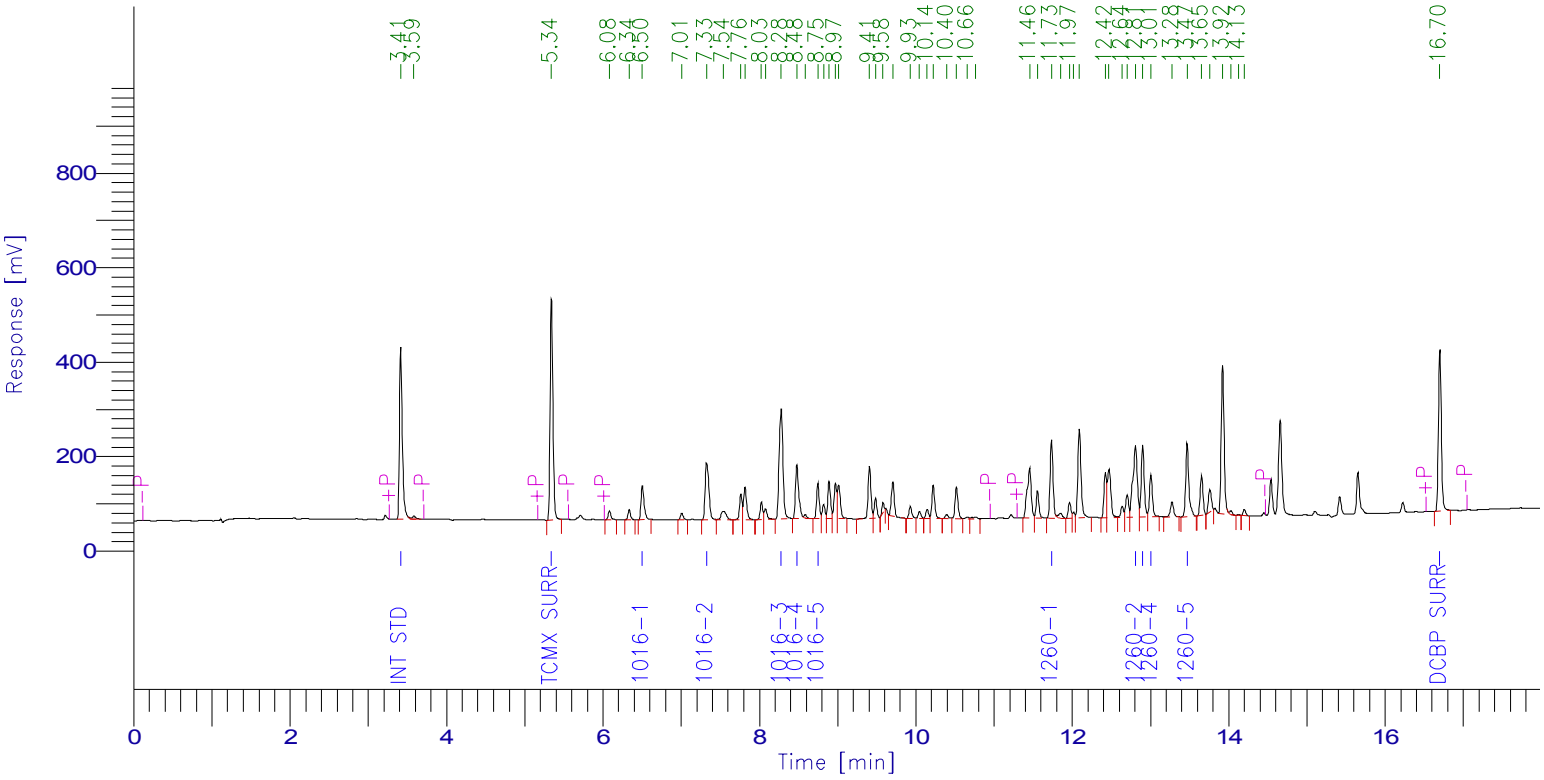

PCB Report

Time [min]	Component Name	Raw Amount	Area [µV·s]	Surrogate SM/WM	Surrogate QC / SL	Spike Rec Soils (%)	Spike Rec Water (%)
3.414	Int Std	100.0000	924849.26	250.0000	100.0000	40.0000	20.0000
5.341	TCMX SURR	72.6287	1141188.62	181.5717	72.6287	29.0515	14.5257
6.504	1016-1	486.8218	192379.73	1217.0544	486.8218	194.7287	97.3644
7.325	1016-2	600.9711	418593.21	1502.4277	600.9711	240.3884	120.1942
8.280	1016-3	547.0608	810374.75	1367.6519	547.0608	218.8243	109.4122
8.479	1016-4	592.1295	334946.65	1480.3238	592.1295	236.8518	118.4259
8.747	1016-5	480.8807	182392.56	1202.2018	480.8807	192.3523	96.1761
11.734	1260-1	577.1572	430479.87	1442.8929	577.1572	230.8629	115.4314
12.807	1260-2	586.6333	581221.28	1466.5831	586.6333	234.6533	117.3267
12.900	1260-3	598.6433	395535.64	1496.6082	598.6433	239.4573	119.7287
13.005	1260-4	602.5122	229494.62	1506.2806	602.5122	241.0049	120.5024
13.468	1260-5	598.7240	443617.22	1496.8101	598.7240	239.4896	119.7448
16.697	DCBP SURR	80.0620	882443.11	200.1550	80.0620	32.0248	16.0124
		5924.2245	6967516.53				

7D
PCB CALIBRATION VERIFICATION SUMMARY
Primary

Lab Name: Phoenix Environmental Client: NETC

Lab Code: Phoenix Case No.: SAS No.: SDG No.: GBY76292

GC Col A: RTX-440 ID: 0.53 (mm) Init. Calib. Date(s): 07/18/17 07/18/17

EPA Sample No.(PIBLK): hex Date Analyzed: 08/03/17

LAB Sample ID (PIBLK): hex - 802A045 Time Analyzed: 3:06

EPA Sample No.(PEM): Date Analyzed:

LAB Sample ID (PEM): Time Analyzed:

Instrument: ECD1 File: 802A045

COMPOUND	RT	RT WINDOW FROM	RT WINDOW TO	CALC AMOUNT ppb	NOM AMOUNT ppb	% D		CF
Aroclor 1016-1		5.75	5.85	33U				
Aroclor 1016-2		6.90	7.00	33U				
Aroclor 1016-3		7.54	7.64	33U				
Aroclor 1016-4		7.66	7.76	33U				
Aroclor 1016-5		7.86	7.96	33U				
Aroclor 1260-1		10.91	11.05	33U				
Aroclor 1260-2		12.00	12.14	33U				
Aroclor 1260-3		12.21	12.35	33U				
Aroclor 1260-4		12.32	12.46	33U				
Aroclor 1260-5		12.62	12.76	33U				

QC LIMITS:
%D must be less than or equal to 20% (*) Criteria exceeded. CF=Calibration/Response Factor
Both channels need to have the compound detected for a concentration to be reported on either channel.

FORM VII PCB

7D
PCB CALIBRATION VERIFICATION SUMMARY
Confirmation

Lab Name: Phoenix Environmental Client: NETC

Lab Code: Phoenix Case No.: SAS No.: SDG No.: GBY76292

GC Col B: Rxi-35sil MS ID: 0.32 (mm) Init. Calib. Date(s): 07/18/17 07/18/17

EPA Sample No.(PIBLK): hex Date Analyzed: 08/03/17

LAB Sample ID (PIBLK): hex - 802B045 Time Analyzed: 3:06

EPA Sample No.(PEM): Date Analyzed:

LAB Sample ID (PEM): Time Analyzed:

Instrument: ECD1 File: 802B045

COMPOUND	RT	RT WINDOW FROM	RT WINDOW TO	CALC AMOUNT ppb	NOM AMOUNT ppb	% D		CF
Aroclor 1016-1		6.52	6.62	33U				
Aroclor 1016-2		7.35	7.45	33U				
Aroclor 1016-3		8.31	8.41	33U				
Aroclor 1016-4		8.51	8.61	33U				
Aroclor 1016-5		8.78	8.88	33U				
Aroclor 1260-1		11.77	11.91	33U				
Aroclor 1260-2		12.85	12.99	33U				
Aroclor 1260-3		12.94	13.08	33U				
Aroclor 1260-4		13.05	13.19	33U				
Aroclor 1260-5		13.51	13.65	33U				

QC LIMITS:
%D must be less than or equal to 20% (*) Criteria exceeded. CF=Calibration/Response Factor
Both channels need to have the compound detected for a concentration to be reported on either channel.

FORM VII PCB

Client Id: Continuing Blank

Software Version: 4.1<1L22>
Date: 8/3/2017 08:34 AM
Sample Name : hex
Data File : E:\TC2017\ECD1\08-AUG\802A045.RAW Date: 8/3/2017 03:06 AM
Sequence File: E:\TC2017\ECD1\08-AUG\PCBSEQ.SEQ Cycle: 95 Channel : A
Instrument : AUTO_ECD1 Rack/Vial: 0/1 Operator:
Sample Amount : 1.0000 Dilution Factor : 1.00

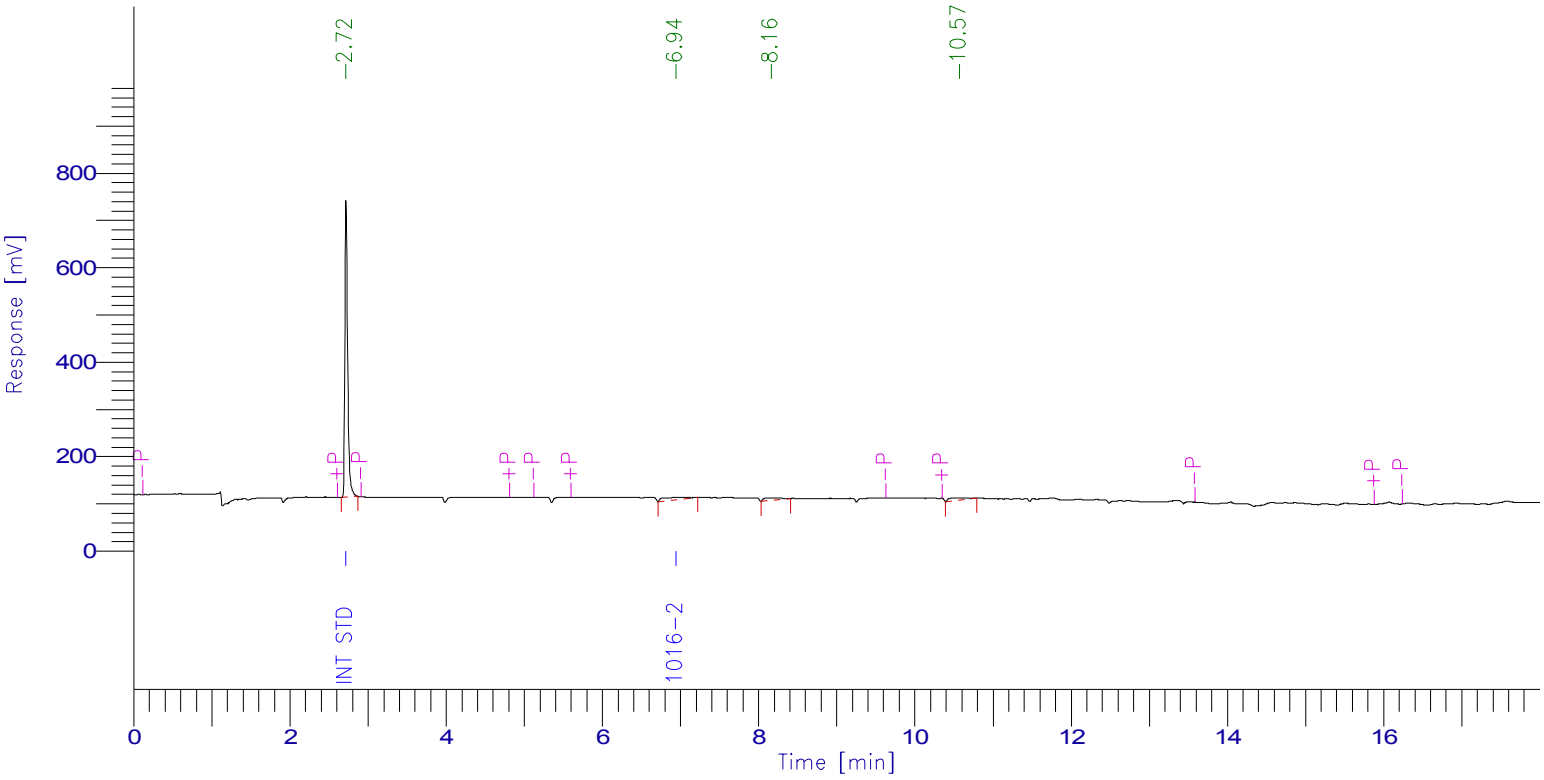

PCB Report

Time [min]	Component Name	Raw Amount	Area [µV·s]	Surrogate SM/WM	Surrogate QC / SL	Spike Rec Soils (%)	Spike Rec Water (%)
2.719	Int Std	100.0000	1607903.04	250.0000	100.0000	40.0000	20.0000
4.890	TCMX SURR	0.0000	0.00	0.0000	0.0000	0.0000	0.0000
5.763	1016-1	0.0000	0.00	0.0000	0.0000	0.0000	0.0000
6.944	1016-2	154.8142	119224.95	387.0355	154.8142	61.9257	30.9628
7.542	1016-3	0.0000	0.00	0.0000	0.0000	0.0000	0.0000
7.669	1016-4	0.0000	0.00	0.0000	0.0000	0.0000	0.0000
7.859	1016-5	0.0000	0.00	0.0000	0.0000	0.0000	0.0000
10.943	1260-1	0.0000	0.00	0.0000	0.0000	0.0000	0.0000
12.026	1260-2	0.0000	0.00	0.0000	0.0000	0.0000	0.0000
12.232	1260-3	0.0000	0.00	0.0000	0.0000	0.0000	0.0000
12.340	1260-4	0.0000	0.00	0.0000	0.0000	0.0000	0.0000
12.641	1260-5	0.0000	0.00	0.0000	0.0000	0.0000	0.0000
15.981	DCBP SURR	0.0000	0.00	0.0000	0.0000	0.0000	0.0000
		254.8142	1727128.00				

Client Id: Continuing Blank

Software Version: 4.1<1L22>
Date: 8/3/2017 08:35 AM
Sample Name : hex
Data File : E:\TC2017\ECD1\08-AUG\802B045.RAW Date: 8/3/2017 03:06 AM
Sequence File: E:\TC2017\ECD1\08-AUG\PCBSEQ.SEQ Cycle: 95 Channel : B
Instrument : AUTO_ECD1 Rack/Vial: 0/1 Operator:
Sample Amount : 1.0000 Dilution Factor : 1.00

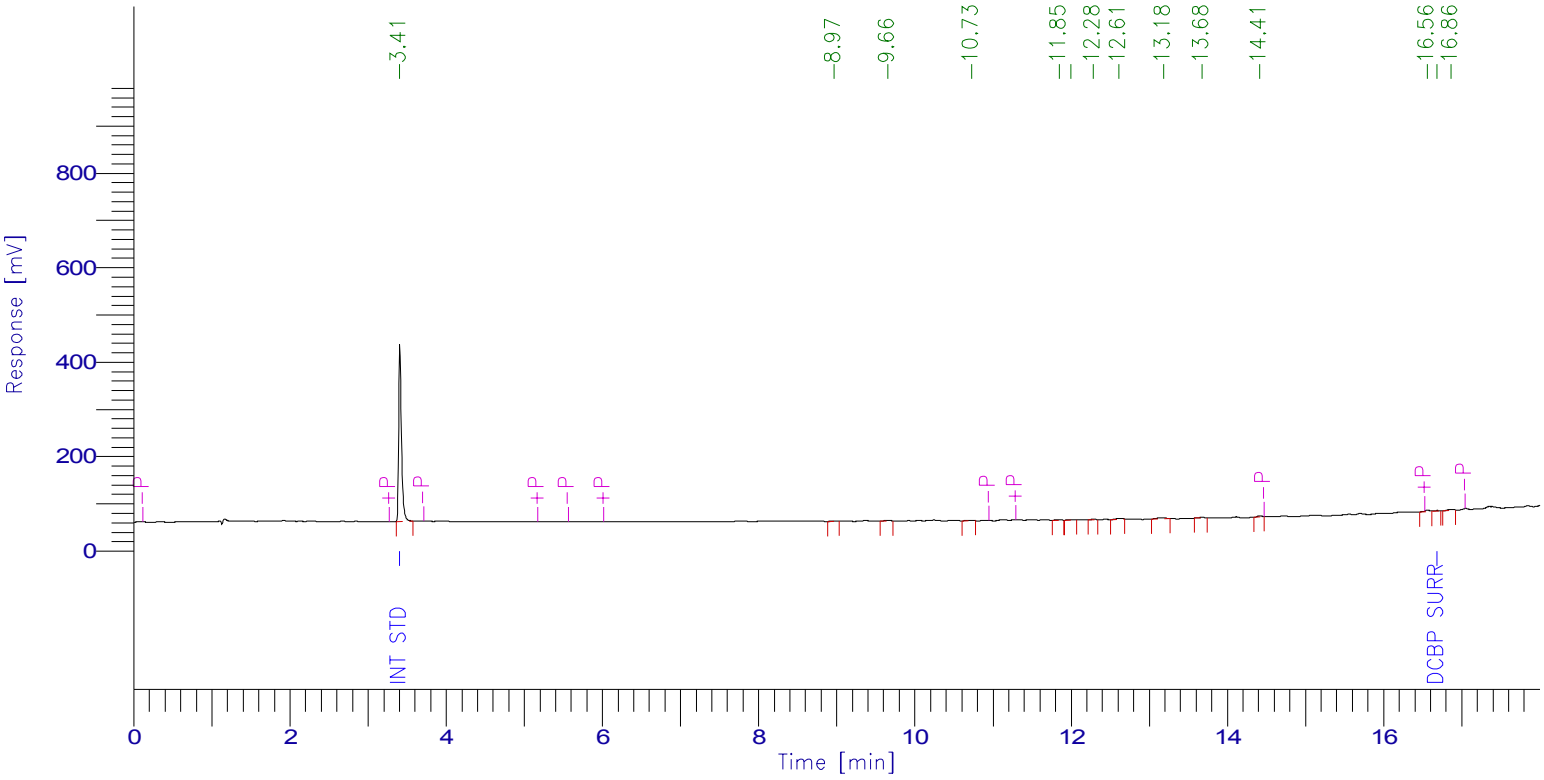

PCB Report

Time [min]	Component Name	Raw Amount	Area [µV·s]	Surrogate SM/WM	Surrogate QC / SL	Spike Rec Soils (%)	Spike Rec Water (%)
3.408	Int Std	100.0000	961191.93	250.0000	100.0000	40.0000	20.0000
5.333	TCMX SURR	0.0000	0.00	0.0000	0.0000	0.0000	0.0000
6.501	1016-1	0.0000	0.00	0.0000	0.0000	0.0000	0.0000
7.321	1016-2	0.0000	0.00	0.0000	0.0000	0.0000	0.0000
8.270	1016-3	0.0000	0.00	0.0000	0.0000	0.0000	0.0000
8.468	1016-4	0.0000	0.00	0.0000	0.0000	0.0000	0.0000
8.737	1016-5	0.0000	0.00	0.0000	0.0000	0.0000	0.0000
11.737	1260-1	0.0000	0.00	0.0000	0.0000	0.0000	0.0000
12.807	1260-2	0.0000	0.00	0.0000	0.0000	0.0000	0.0000
12.901	1260-3	0.0000	0.00	0.0000	0.0000	0.0000	0.0000
13.006	1260-4	0.0000	0.00	0.0000	0.0000	0.0000	0.0000
13.468	1260-5	0.0000	0.00	0.0000	0.0000	0.0000	0.0000
16.685	DCBP SURR	0.4711	5396.12	1.1777	0.4711	0.1884	0.0942
		100.4711	966588.05				

7D
PCB CALIBRATION VERIFICATION SUMMARY
Primary

Lab Name: Phoenix Environmental Client: NETC

Lab Code: Phoenix Case No.: SAS No.: SDG No.: GBY76292

GC Col A: RTX-440 ID: 0.53 (mm) Init. Calib. Date(s): 07/18/17 07/18/17

EPA Sample No.(PIBLK): Date Analyzed:

LAB Sample ID (PIBLK): Time Analyzed:

EPA Sample No.(PEM): mix 600;15y Date Analyzed: 08/03/17

LAB Sample ID (PEM): mix 600;15y - 802A046 Time Analyzed: 3:28

Instrument: ECD1 File: 802A046

COMPOUND	RT	RT WINDOW FROM	RT WINDOW TO	RAW AMOUNT ppb	NOM AMOUNT ppb	% D		CF
Aroclor 1016-1	5.77	5.75	5.85	574	600	4		0.041
Aroclor 1016-2	6.91	6.90	7.00	645	600	8		0.048
Aroclor 1016-3	7.56	7.54	7.64	544	600	9		0.166
Aroclor 1016-4	7.69	7.66	7.76	581	600	3		0.061
Aroclor 1016-5	7.88	7.86	7.96	591	600	2		0.049
Aroclor 1260-1	10.95	10.91	11.05	576	600	4		0.079
Aroclor 1260-2	12.04	12.00	12.14	555	600	8		0.105
Aroclor 1260-3	12.25	12.21	12.35	497	600	17		0.067
Aroclor 1260-4	12.35	12.32	12.46	578	600	4		0.036
Aroclor 1260-5	12.65	12.62	12.76	596	600	1		0.066

QC LIMITS:
%D must be less than or equal to 20% (*) Criteria exceeded. CF=Calibration/Response Factor

FORM VII PCB

7D
PCB CALIBRATION VERIFICATION SUMMARY
Confirmation

Lab Name: Phoenix Environmental Client: NETC

Lab Code: Phoenix Case No.: SAS No.: SDG No.: GBY76292

GC Col B: Rxi-35sil MS ID: 0.32 (mm) Init. Calib. Date(s): 07/18/17 07/18/17

EPA Sample No.(PIBLK): Date Analyzed:

LAB Sample ID (PIBLK): Time Analyzed:

EPA Sample No.(PEM): mix 600;15y Date Analyzed: 08/03/17

LAB Sample ID (PEM): mix 600;15y - 802B046 Time Analyzed: 3:28

Instrument: ECD1 File: 802B046

COMPOUND	RT	RT WINDOW FROM	RT WINDOW TO	RAW AMOUNT ppb	NOM AMOUNT ppb	% D		CF
Aroclor 1016-1	6.49	6.52	6.62	535	600	11		0.043
Aroclor 1016-2	7.31	7.35	7.45	595	600	1		0.075
Aroclor 1016-3	8.27	8.31	8.41	560	600	7		0.160
Aroclor 1016-4	8.47	8.51	8.61	612	600	2		0.061
Aroclor 1016-5	8.74	8.78	8.88	539	600	10		0.041
Aroclor 1260-1	11.72	11.77	11.91	574	600	4		0.081
Aroclor 1260-2	12.79	12.85	12.99	570	600	5		0.107
Aroclor 1260-3	12.89	12.94	13.08	575	600	4		0.071
Aroclor 1260-4	12.99	13.05	13.19	577	600	4		0.041
Aroclor 1260-5	13.45	13.51	13.65	577	600	4		0.080

QC LIMITS:
%D must be less than or equal to 20% (*) Criteria exceeded. CF=Calibration/Response Factor

FORM VII PCB

Client Id: Continuing Calibration

Software Version: 4.1<1L22>
Date: 8/3/2017 08:34 AM
Sample Name : mix 600;15y
Data File : E:\TC2017\ECD1\08-AUG\802A046.RAW Date: 8/3/2017 03:28 AM
Sequence File: E:\TC2017\ECD1\08-AUG\PCBSEQ.SEQ Cycle: 96 Channel : A
Instrument : AUTO_ECD1 Rack/Vial: 0/42 Operator:
Sample Amount : 1.0000 Dilution Factor : 1.00

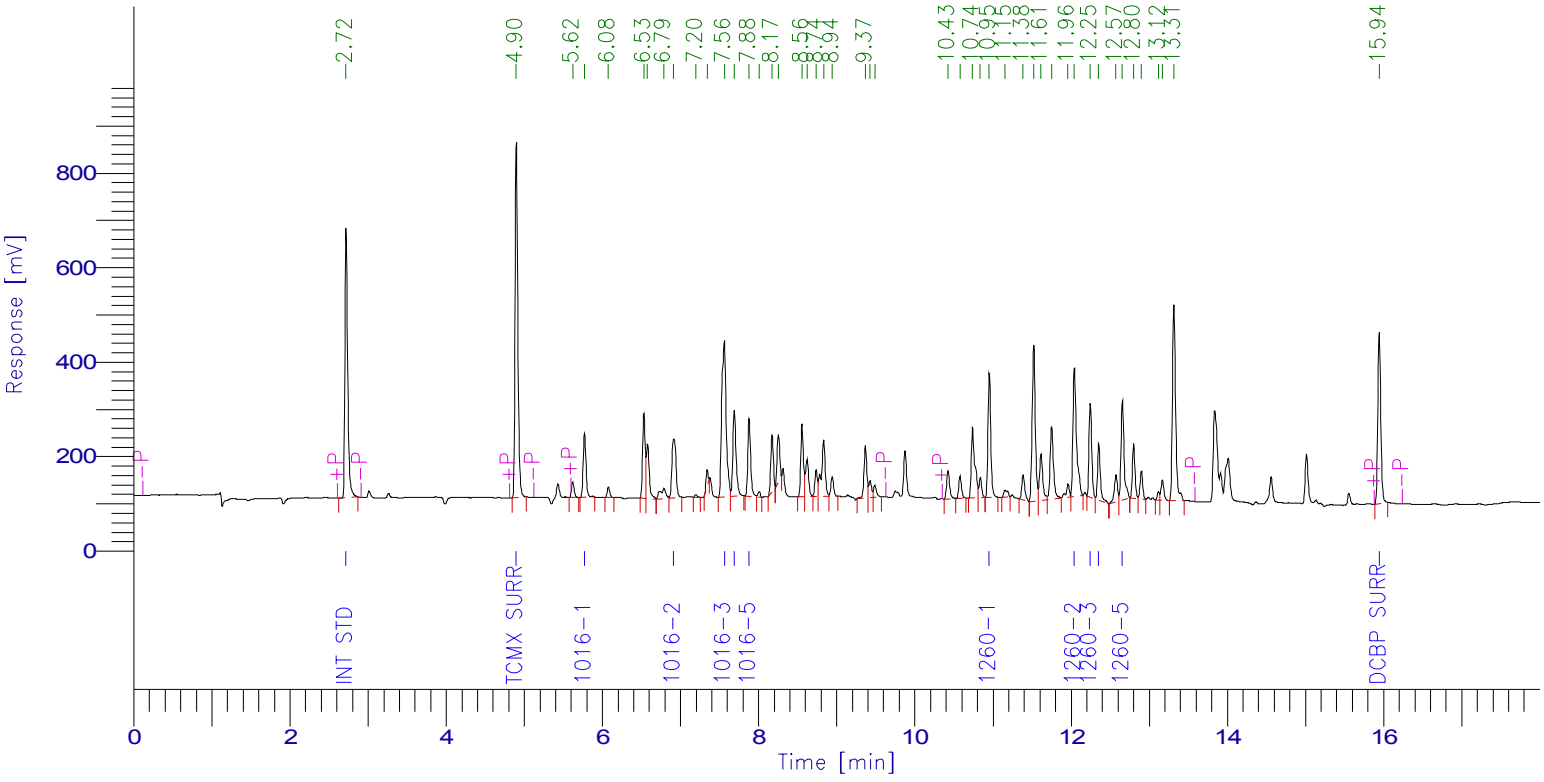

PCB Report

Time [min]	Component Name	Raw Amount	Area [µV·s]	Surrogate SM/WM	Surrogate QC / SL	Spike Rec Soils (%)	Spike Rec Water (%)
2.720	Int Std	100.0000	1453285.59	250.0000	100.0000	40.0000	20.0000
4.899	TCMX SURR	73.8117	1867747.81	184.5292	73.8117	29.5247	14.7623
5.771	1016-1	574.1632	338735.57	1435.4080	574.1632	229.6653	114.8326
6.913	1016-2	645.3637	449212.69	1613.4094	645.3637	258.1455	129.0727
7.561	1016-3	543.5053	1311452.78	1358.7633	543.5053	217.4021	108.7011
7.688	1016-4	580.8352	513363.06	1452.0880	580.8352	232.3341	116.1670
7.878	1016-5	590.6669	423965.41	1476.6672	590.6669	236.2668	118.1334
10.951	1260-1	576.4170	661823.32	1441.0424	576.4170	230.5668	115.2834
12.040	1260-2	555.4941	847353.62	1388.7351	555.4941	222.1976	111.0988
12.245	1260-3	496.7146	487178.37	1241.7864	496.7146	198.6858	99.3429
12.353	1260-4	577.5088	306329.76	1443.7719	577.5088	231.0035	115.5018
12.654	1260-5	596.2698	573492.87	1490.6745	596.2698	238.5079	119.2540
15.942	DCBP SURR	72.5308	944410.59	181.3271	72.5308	29.0123	14.5062
		5983.2810	10178351.43				

Client Id: Continuing Calibration

Software Version: 4.1<1L22>
Date: 8/3/2017 08:35 AM
Sample Name : mix 600;15y
Data File : E:\TC2017\ECD1\08-AUG\802B046.RAW Date: 8/3/2017 03:28 AM
Sequence File: E:\TC2017\ECD1\08-AUG\PCBSEQ.SEQ Cycle: 96 Channel : B
Instrument : AUTO_ECD1 Rack/Vial: 0/42 Operator:
Sample Amount : 1.0000 Dilution Factor : 1.00

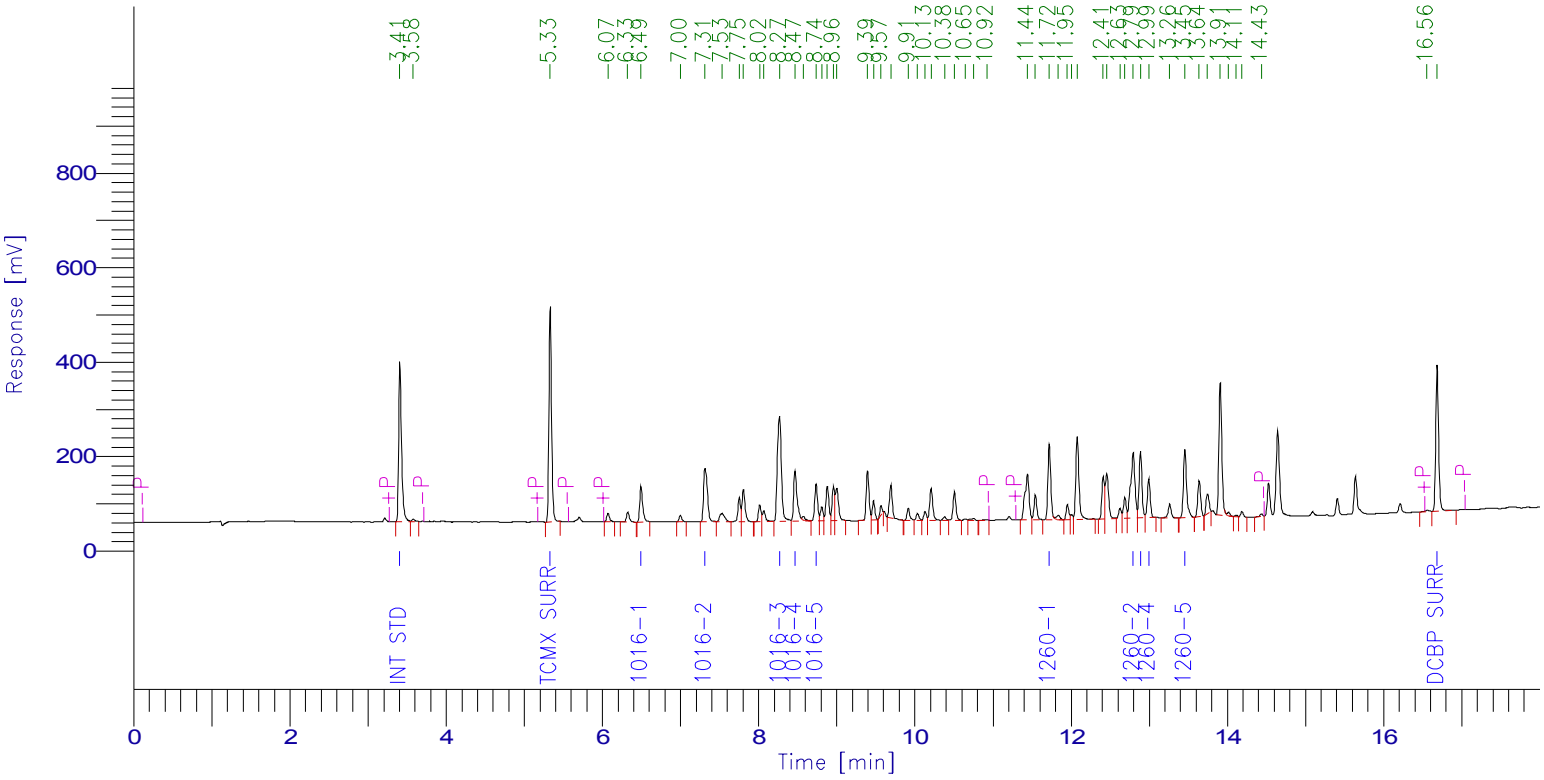

PCB Report

Time [min]	Component Name	Raw Amount	Area [µV·s]	Surrogate SM/WM	Surrogate QC / SL	Spike Rec Soils (%)	Spike Rec Water (%)
3.408	Int Std	100.0000	885160.23	250.0000	100.0000	40.0000	20.0000
5.332	TCMX SURR	72.9649	1097272.02	182.4123	72.9649	29.1860	14.5930
6.494	1016-1	534.7730	202259.87	1336.9325	534.7730	213.9092	106.9546
7.314	1016-2	595.2604	396822.73	1488.1511	595.2604	238.1042	119.0521
8.267	1016-3	559.6644	793467.13	1399.1610	559.6644	223.8658	111.9329
8.466	1016-4	612.2591	331470.65	1530.6477	612.2591	244.9036	122.4518
8.735	1016-5	539.4623	195831.15	1348.6557	539.4623	215.7849	107.8925
11.719	1260-1	574.2856	409956.34	1435.7139	574.2856	229.7142	114.8571
12.793	1260-2	569.7147	540235.62	1424.2868	569.7147	227.8859	113.9429
12.886	1260-3	574.5995	363357.12	1436.4987	574.5995	229.8398	114.9199
12.992	1260-4	577.1974	210417.54	1442.9935	577.1974	230.8790	115.4395
13.454	1260-5	577.1453	409277.45	1442.8633	577.1453	230.8581	115.4291
16.683	DCBP SURR	76.6478	808557.64	191.6195	76.6478	30.6591	15.3296
		5963.9744	6644085.49				

1D

PCB ORGANICS ANALYSIS DATA SHEET

CLIENT SAMPLE NO.

BY76292 LCS

Lab Name: Phoenix Environmental Client: NETC

Lab Code: Phoenix Instr: ECD1 Column.: RTX-440 0.32 SDG No.: GBY76292

Matrix: (soil/water) SOIL Lab Sample ID: BY76292 LCS

Sample wt/vol: 15 (g/mL) g Lab File ID: 802A008

% Moisture: n.a. decanted: (Y/N) N Date Received: 08/01/17

Extraction: (SepF/Cont/ASE) 3545 Date Extracted: 08/01/17

Concentrated Extract Volume: 5000 (uL) Date Analyzed: 08/02/17

Injection Volume: 1 (uL) Dilution Factor: 10

CONCENTRATION UNITS:
(mg/L or mg/Kg) ug/Kg

CAS NO.	COMPOUND	CF	CONC	P/C	Q	MDL	PQL
12674-11-2	Aroclor-1016	MC	1370	C		170	170
11104-28-2	Aroclor-1221	MC	170	C	U	170	170
11141-16-5	Aroclor-1232	MC	170	C	U	170	170
53469-21-9	Aroclor-1242	MC	170	C	U	170	170
12672-29-6	Aroclor-1248	MC	170	C	U	170	170
11097-69-1	Aroclor-1254	MC	170	C	U	170	170
11096-82-5	Aroclor-1260	MC	1430	C		170	170
37324-23-5	Aroclor-1262	MC	170	C	U	170	170
11100-14-4	Aroclor-1268	MC	170	C	U	170	170
2051-24-3	Decachlorobiphenyl	0.896	101	C		%	%
877-09-8	Tetrachloro-m-xylene	1.741	91	C		%	%

12674-11-2 Sample Result Calc: ((410.522raw * 10df * 5fv) / (15wt-vol * 1%sol) = 1370

Both channels need to have the compound detected for a concentration to be reported on either channel.
U1=Due to matrix interference and/or the presence of a large amount of non-target material, the reporting level for this compound has been elevated.
U2=The presence of this compound was not confirmed by the analyst based on the characteristic pattern matching of multi-component parameters, retention time, and/or peak shape.

P/C: P=Primary Result C=Confirmation Result X=Not Used CF=Calculated Calibration/Response Factor MC=Multi-Component

1D

PCB ORGANICS ANALYSIS DATA SHEET

CLIENT SAMPLE NO.

BY76292 LCS

Lab Name: Phoenix Environmental Client: NETC

Lab Code: Phoenix Instr: ECD1 Column.: Rxi-35sil MS 0.32 SDG No.: GBY76292

Matrix: (soil/water) SOIL Lab Sample ID: BY76292 LCS

Sample wt/vol: 15 (g/mL) g Lab File ID: 802B008

% Moisture: n.a. decanted: (Y/N) N Date Received: 08/01/17

Extraction: (SepF/Cont/ASE) 3545 Date Extracted: 08/01/17

Concentrated Extract Volume: 5000 (uL) Date Analyzed: 08/02/17

Injection Volume: 1 (uL) Dilution Factor: 10

CONCENTRATION UNITS:
(mg/L or mg/Kg) ug/Kg

CAS NO.	COMPOUND	CF	CONC	P/C	Q	MDL	PQL
12674-11-2	Aroclor-1016	MC	1360	P		170	170
11104-28-2	Aroclor-1221	MC	170	P	U	170	170
11141-16-5	Aroclor-1232	MC	170	P	U	170	170
53469-21-9	Aroclor-1242	MC	170	P	U	170	170
12672-29-6	Aroclor-1248	MC	170	P	U	170	170
11097-69-1	Aroclor-1254	MC	170	P	U	170	170
11096-82-5	Aroclor-1260	MC	1450	P		170	170
37324-23-5	Aroclor-1262	MC	170	P	U	170	170
11100-14-4	Aroclor-1268	MC	170	P	U	170	170
2051-24-3	Decachlorobiphenyl	1.192	104	P		%	%
877-09-8	Tetrachloro-m-xylene	1.699	90	P		%	%

12674-11-2 Sample Result Calc: ((406.992raw * 10df * 5fv) / (15wt-vol * 1%sol) = 1360

Both channels need to have the compound detected for a concentration to be reported on either channel.
U1=Due to matrix interference and/or the presence of a large amount of non-target material, the reporting level for this compound has been elevated.
U2=The presence of this compound was not confirmed by the analyst based on the characteristic pattern matching of multi-component parameters, retention time, and/or peak shape.

P/C: P=Primary Result C=Confirmation Result X=Not Used CF=Calculated Calibration/Response Factor MC=Multi-Component

CLIENT SAMPLE NO

G CREEK STG BLD LCS

PCB IDENTIFICATION SUMMARY

Lab Name: Phoenix Environmental Labs Client: NETC

Lab Code: Phoenix Lab File ID: 802A008 | 802B008 SDG No.: GBY76292

Lab SampleID: BY76292 Instrument ID: ECD1 Date Analyzed: 8/2/17 9:38

GC Column(A): RTX-440 ID: 0.32 (mm) GC Column(B): Rxi-35sil MS ID: 0.32 (mm)

ANALYTE	COL	RT	RT WINDOW FROM	RT WINDOW TO	CALCULATED CONC	CF	%RPD	*
Aroclor 1016-1	A	5.77	5.75	5.85	1330	0.041	NA	
	B	6.49	6.52	6.62	1300	0.043		
Aroclor 1016-2	A	6.92	6.90	7.00	1440	0.048	NA	
	B	7.31	7.35	7.45	1420	0.075		
Aroclor 1016-3	A	7.56	7.54	7.64	1280	0.166	NA	
	B	8.27	8.31	8.41	1330	0.160		
Aroclor 1016-4	A	7.69	7.66	7.76	1360	0.061	NA	
	B	8.47	8.51	8.61	1410	0.061		
Aroclor 1016-5	A	7.88	7.86	7.96	1420	0.049	NA	
	B	8.74	8.78	8.88	1320	0.041		
Aroclor-1016	A				1370		0.7	
	B				1360			
Aroclor 1260-1	A	10.95	10.91	11.05	1440	0.079	NA	
	B	11.72	11.77	11.91	1490	0.081		
Aroclor 1260-2	A	12.04	12.00	12.14	1320	0.105	NA	
	B	12.80	12.85	12.99	1410	0.107		
Aroclor 1260-3	A	12.25	12.21	12.35	1370	0.067	NA	
	B	12.89	12.94	13.08	1460	0.071		
Aroclor 1260-4	A	12.36	12.32	12.46	1480	0.036	NA	
	B	13.00	13.05	13.19	1440	0.041		
Aroclor 1260-5	A	12.66	12.62	12.76	1540	0.066	NA	
	B	13.46	13.51	13.65	1480	0.080		
Aroclor-1260	A				1430		1.4	
	B				1450			

%RPD must be less than or equal to 40% (*) Criteria exceeded.

NC - (No Criteria) %RPD is not calculated when either result is less than 2 times the reporting level.

CF = Calculated Calibration/Response Factor

FORM X PCB

Client Id: QC Laboratory Control Sample (LCS) BY76292

Software Version: 4.1<1L22>
Date: 8/2/2017 12:48 PM
Sample Name : lcs 76292 10x
Data File : E:\TC2017\ECD1\08-AUG\802A008.RAW Date: 8/2/2017 09:38 AM
Sequence File: E:\TC2017\ECD1\08-AUG\PCBSEQ.SEQ Cycle: 58 Channel : A
Instrument : AUTO_ECD1 Rack/Vial: 0/7 Operator:
Sample Amount : 1.0000 Dilution Factor : 1.00

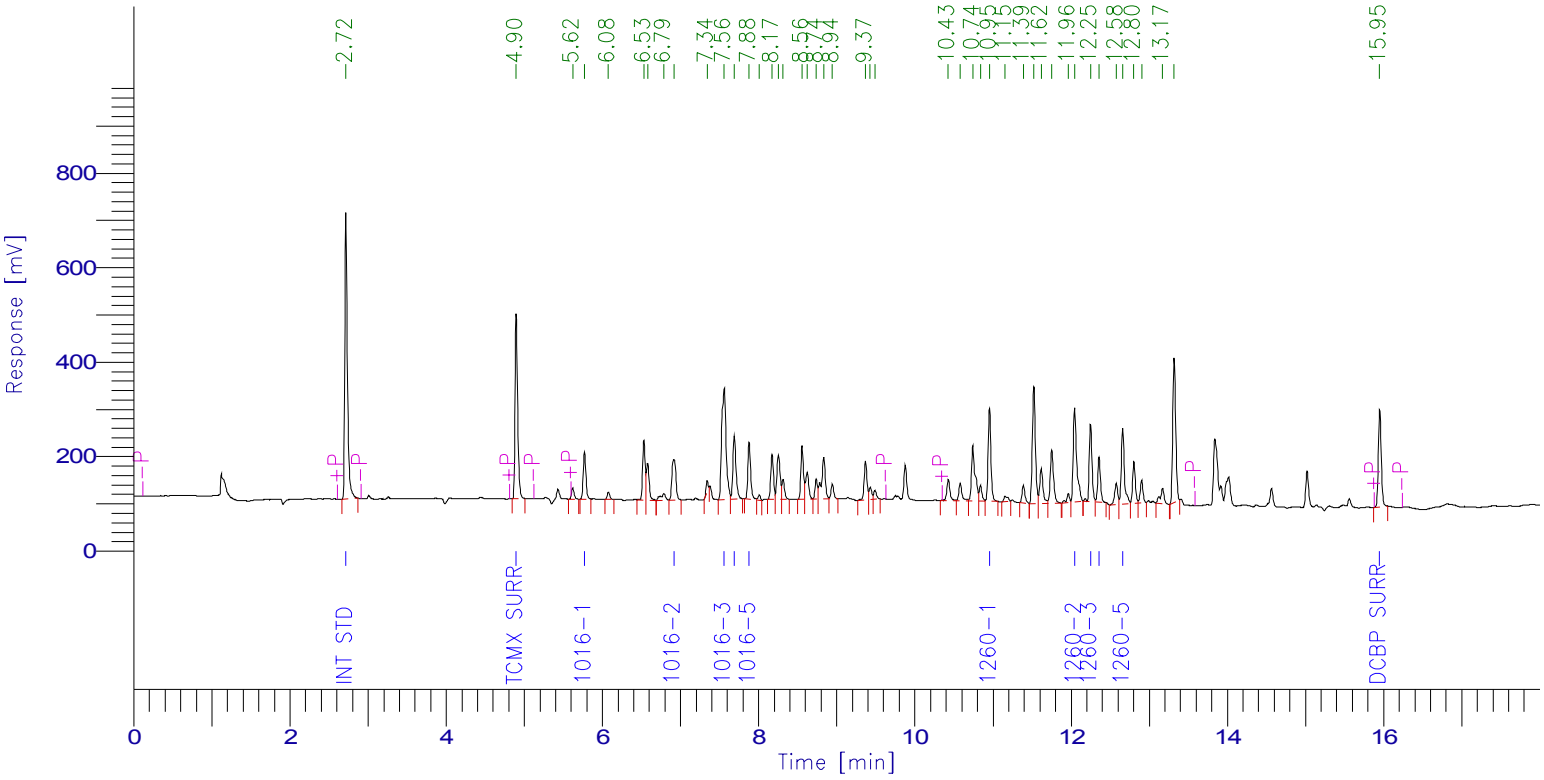

PCB Report

Time [min]	Component Name	Raw Amount	Area [µV·s]	Surrogate SM/WM	Surrogate QC / SL	Spike Rec Soils (%)	Spike Rec Water (%)
2.717	Int Std	100.0000	1459296.58	250.0000	100.0000	40.0000	20.0000
4.897	TCMX SURR	36.5148	927800.17	91.2870	36.5148	14.6059	7.3030
5.771	1016-1	399.5833	236714.81	998.9584	399.5833	159.8333	79.9167
6.915	1016-2	432.6148	302371.88	1081.5370	432.6148	173.0459	86.5230
7.561	1016-3	384.8294	932415.99	962.0735	384.8294	153.9318	76.9659
7.688	1016-4	409.2634	363217.83	1023.1584	409.2634	163.7053	81.8527
7.879	1016-5	426.3182	307265.81	1065.7954	426.3182	170.5273	85.2636
10.953	1260-1	431.1748	497108.60	1077.9370	431.1748	172.4699	86.2350
12.043	1260-2	395.8274	606294.63	989.5685	395.8274	158.3310	79.1655
12.248	1260-3	412.1044	405864.35	1030.2609	412.1044	164.8417	82.4209
12.356	1260-4	443.1894	236054.64	1107.9734	443.1894	177.2758	88.6379
12.658	1260-5	462.6303	446798.68	1156.5757	462.6303	185.0521	92.5261
15.949	DCBP SURR	40.2996	526904.40	100.7491	40.2996	16.1199	8.0599
		4374.3497	7248108.38				

Client Id: QC Laboratory Control Sample (LCS) BY76292

Software Version: 4.1<1L22>
Date: 8/2/2017 12:49 PM
Sample Name : lcs 76292 10x
Data File : E:\TC2017\ECD1\08-AUG\802B008.RAW Date: 8/2/2017 09:38 AM
Sequence File: E:\TC2017\ECD1\08-AUG\PCBSEQ.SEQ Cycle: 58 Channel : B
Instrument : AUTO_ECD1 Rack/Vial: 0/7 Operator:
Sample Amount : 1.0000 Dilution Factor : 1.00

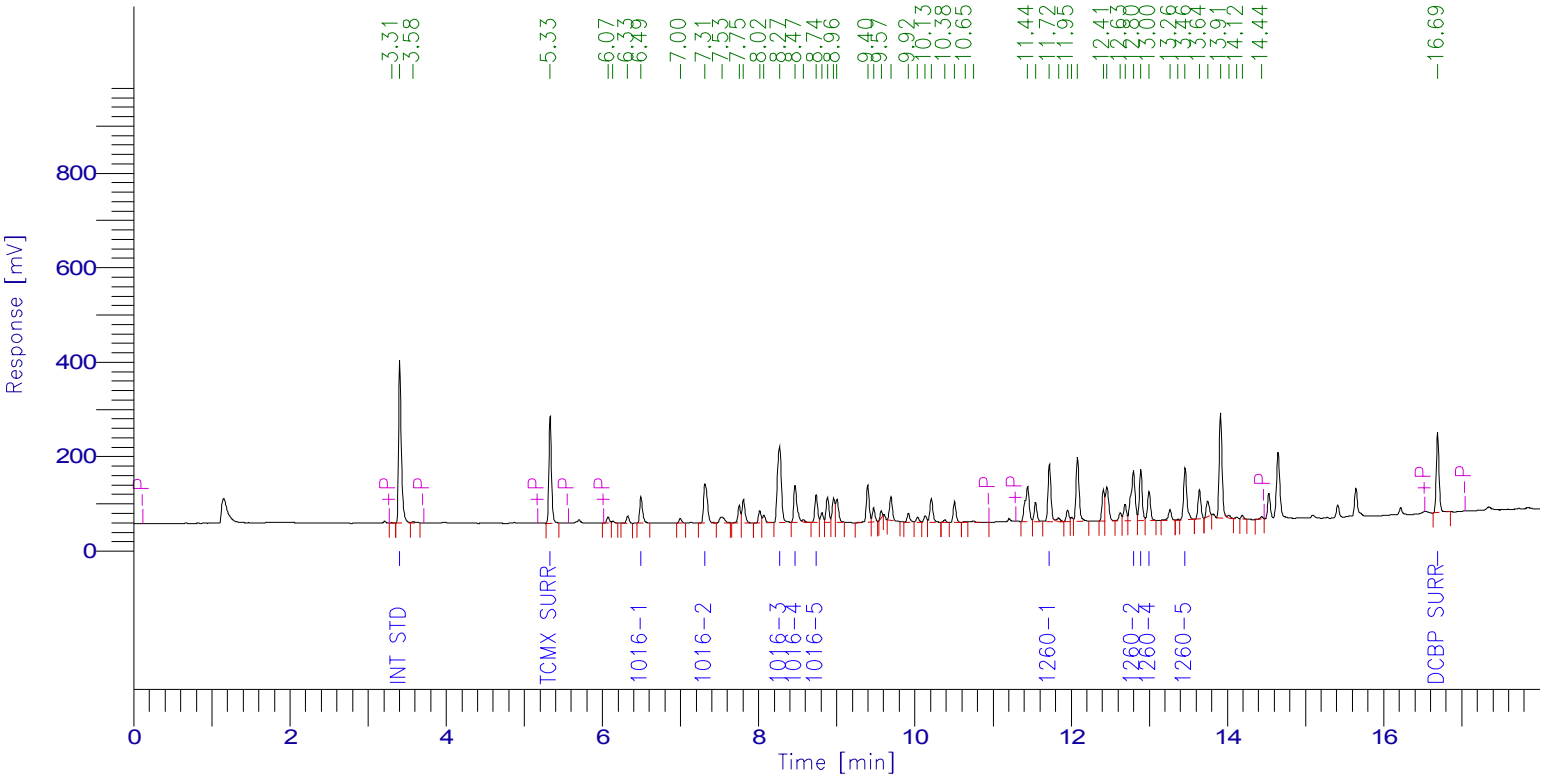

PCB Report

Time [min]	Component Name	Raw Amount	Area [µV·s]	Surrogate SM/WM	Surrogate QC / SL	Spike Rec Soils (%)	Spike Rec Water (%)
3.406	Int Std	100.0000	876329.16	250.0000	100.0000	40.0000	20.0000
5.331	TCMX SURR	35.8860	534281.85	89.7150	35.8860	14.3544	7.1772
6.494	1016-1	388.5697	145497.18	971.4243	388.5697	155.4279	77.7139
7.314	1016-2	425.3430	280720.55	1063.3575	425.3430	170.1372	85.0686
8.268	1016-3	399.6620	560969.82	999.1550	399.6620	159.8648	79.9324
8.466	1016-4	424.4894	227521.32	1061.2236	424.4894	169.7958	84.8979
8.736	1016-5	396.8975	142641.02	992.2438	396.8975	158.7590	79.3795
11.721	1260-1	446.1396	315301.34	1115.3489	446.1396	178.4558	89.2279
12.796	1260-2	421.7797	395965.00	1054.4492	421.7797	168.7119	84.3559
12.890	1260-3	437.7112	274032.12	1094.2780	437.7112	175.0845	87.5422
12.996	1260-4	433.3509	156402.12	1083.3772	433.3509	173.3403	86.6702
13.457	1260-5	442.7263	310823.11	1106.8157	442.7263	177.0905	88.5453
16.689	DCBP SURR	41.5072	433491.24	103.7681	41.5072	16.6029	8.3014
		4394.0625	4653975.83				

1D

PCB ORGANICS ANALYSIS DATA SHEET

CLIENT SAMPLE NO.

BY76292 LCSD

Lab Name: Phoenix Environmental Client: NETC

Lab Code: Phoenix Instr: ECD1 Column.: RTX-440 0.32 SDG No.: GBY76292

Matrix: (soil/water) SOIL Lab Sample ID: BY76292 LCSD

Sample wt/vol: 15 (g/mL) g Lab File ID: 802A009

% Moisture: n.a. decanted: (Y/N) N Date Received: 08/01/17

Extraction: (SepF/Cont/ASE) 3545 Date Extracted: 08/01/17

Concentrated Extract Volume: 5000 (uL) Date Analyzed: 08/02/17

Injection Volume: 1 (uL) Dilution Factor: 10

CONCENTRATION UNITS:
(mg/L or mg/Kg) ug/Kg

CAS NO.	COMPOUND	CF	CONC	P/C	Q	MDL	PQL
12674-11-2	Aroclor-1016	MC	1370	C		170	170
11104-28-2	Aroclor-1221	MC	170	C	U	170	170
11141-16-5	Aroclor-1232	MC	170	C	U	170	170
53469-21-9	Aroclor-1242	MC	170	C	U	170	170
12672-29-6	Aroclor-1248	MC	170	C	U	170	170
11097-69-1	Aroclor-1254	MC	170	C	U	170	170
11096-82-5	Aroclor-1260	MC	1470	C		170	170
37324-23-5	Aroclor-1262	MC	170	C	U	170	170
11100-14-4	Aroclor-1268	MC	170	C	U	170	170
2051-24-3	Decachlorobiphenyl	0.896	104	C		%	%
877-09-8	Tetrachloro-m-xylene	1.741	88	C		%	%

12674-11-2 Sample Result Calc: ((409.782raw * 10df * 5fv) / (15wt-vol * 1%sol) = 1370

Both channels need to have the compound detected for a concentration to be reported on either channel.
U1=Due to matrix interference and/or the presence of a large amount of non-target material, the reporting level for this compound has been elevated.
U2=The presence of this compound was not confirmed by the analyst based on the characteristic pattern matching of multi-component parameters, retention time, and/or peak shape.

P/C: P=Primary Result C=Confirmation Result X=Not Used CF=Calculated Calibration/Response Factor MC=Multi-Component

1D

PCB ORGANICS ANALYSIS DATA SHEET

CLIENT SAMPLE NO.

BY76292 LCSD

Lab Name: Phoenix Environmental Client: NETC

Lab Code: Phoenix Instr: ECD1 Column.: Rxi-35sil MS 0.32 SDG No.: GBY76292

Matrix: (soil/water) SOIL Lab Sample ID: BY76292 LCSD

Sample wt/vol: 15 (g/mL) g Lab File ID: 802B009

% Moisture: n.a. decanted: (Y/N) N Date Received: 08/01/17

Extraction: (SepF/Cont/ASE) 3545 Date Extracted: 08/01/17

Concentrated Extract Volume: 5000 (uL) Date Analyzed: 08/02/17

Injection Volume: 1 (uL) Dilution Factor: 10

CONCENTRATION UNITS:
(mg/L or mg/Kg) ug/Kg

CAS NO.	COMPOUND	CF	CONC	P/C	Q	MDL	PQL
12674-11-2	Aroclor-1016	MC	1380	P		170	170
11104-28-2	Aroclor-1221	MC	170	P	U	170	170
11141-16-5	Aroclor-1232	MC	170	P	U	170	170
53469-21-9	Aroclor-1242	MC	170	P	U	170	170
12672-29-6	Aroclor-1248	MC	170	P	U	170	170
11097-69-1	Aroclor-1254	MC	170	P	U	170	170
11096-82-5	Aroclor-1260	MC	1470	P		170	170
37324-23-5	Aroclor-1262	MC	170	P	U	170	170
11100-14-4	Aroclor-1268	MC	170	P	U	170	170
2051-24-3	Decachlorobiphenyl	1.192	105	P		%	%
877-09-8	Tetrachloro-m-xylene	1.699	87	P		%	%

12674-11-2 Sample Result Calc: ((413.624raw * 10df * 5fv) / (15wt-vol * 1%sol) = 1380

Both channels need to have the compound detected for a concentration to be reported on either channel.
U1=Due to matrix interference and/or the presence of a large amount of non-target material, the reporting level for this compound has been elevated.
U2=The presence of this compound was not confirmed by the analyst based on the characteristic pattern matching of multi-component parameters, retention time, and/or peak shape.

P/C: P=Primary Result C=Confirmation Result X=Not Used CF=Calculated Calibration/Response Factor MC=Multi-Component

CLIENT SAMPLE NO

G CREEK STG BLD LCSD

PCB IDENTIFICATION SUMMARY

Lab Name: Phoenix Environmental Labs Client: NETC

Lab Code: Phoenix Lab File ID: 802A009 | 802B009 SDG No.: GBY76292

Lab SampleID: BY76292 Instrument ID: ECD1 Date Analyzed: 8/2/17 10:00

GC Column(A): RTX-440 ID: 0.32 (mm) GC Column(B): Rxi-35sil MS ID: 0.32 (mm)

ANALYTE	COL	RT	RT WINDOW FROM	RT WINDOW TO	CALCULATED CONC	CF	%RPD	*
Aroclor 1016-1	A	5.78	5.75	5.85	1240	0.041	NA	
	B	6.50	6.52	6.62	1340	0.043		
Aroclor 1016-2	A	6.92	6.90	7.00	1490	0.048	NA	
	B	7.32	7.35	7.45	1390	0.075		
Aroclor 1016-3	A	7.57	7.54	7.64	1300	0.166	NA	
	B	8.28	8.31	8.41	1360	0.160		
Aroclor 1016-4	A	7.70	7.66	7.76	1380	0.061	NA	
	B	8.47	8.51	8.61	1440	0.061		
Aroclor 1016-5	A	7.89	7.86	7.96	1420	0.049	NA	
	B	8.74	8.78	8.88	1370	0.041		
Aroclor-1016	A				1370		0.7	
	B				1380			
Aroclor 1260-1	A	10.96	10.91	11.05	1420	0.079	NA	
	B	11.73	11.77	11.91	1490	0.081		
Aroclor 1260-2	A	12.05	12.00	12.14	1440	0.105	NA	
	B	12.80	12.85	12.99	1420	0.107		
Aroclor 1260-3	A	12.25	12.21	12.35	1340	0.067	NA	
	B	12.90	12.94	13.08	1480	0.071		
Aroclor 1260-4	A	12.36	12.32	12.46	1430	0.036	NA	
	B	13.00	13.05	13.19	1460	0.041		
Aroclor 1260-5	A	12.66	12.62	12.76	1700	0.066	NA	
	B	13.46	13.51	13.65	1490	0.080		
Aroclor-1260	A				1470		0.0	
	B				1470			

%RPD must be less than or equal to 40% (*) Criteria exceeded.

NC - (No Criteria) %RPD is not calculated when either result is less than 2 times the reporting level.

CF = Calculated Calibration/Response Factor

FORM X PCB

Client Id: QC Laboratory Control Sample Duplicate (LCSD) BY76292

Software Version: 4.1<1L22>
Date: 8/2/2017 12:48 PM
Sample Name : lcsd 76292 10x
Data File : E:\TC2017\ECD1\08-AUG\802A009.RAW Date: 8/2/2017 10:00 AM
Sequence File: E:\TC2017\ECD1\08-AUG\PCBSEQ.SEQ Cycle: 59 Channel : A
Instrument : AUTO_ECD1 Rack/Vial: 0/8 Operator:
Sample Amount : 1.0000 Dilution Factor : 1.00

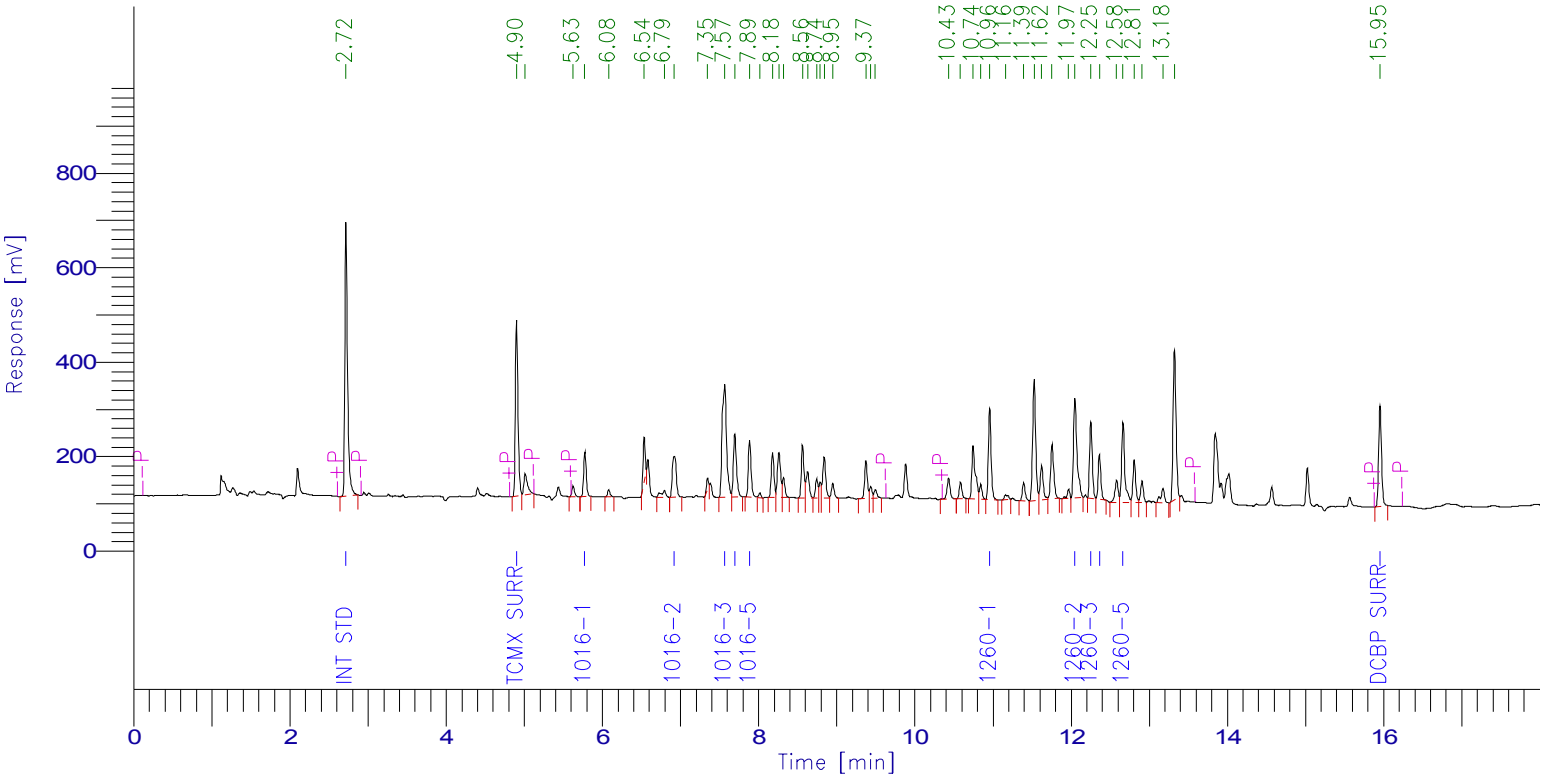

PCB Report

Time [min]	Component Name	Raw Amount	Area [µV·s]	Surrogate SM/WM	Surrogate QC / SL	Spike Rec Soils (%)	Spike Rec Water (%)
2.718	Int Std	100.0000	1442350.50	250.0000	100.0000	40.0000	20.0000
4.902	TCMX SURR	35.0395	879975.09	87.5987	35.0395	14.0158	7.0079
5.776	1016-1	373.4345	218655.19	933.5864	373.4345	149.3738	74.6869
6.920	1016-2	446.1772	308229.82	1115.4430	446.1772	178.4709	89.2354
7.567	1016-3	391.2214	936895.94	978.0536	391.2214	156.4886	78.2443
7.695	1016-4	413.4012	362629.58	1033.5029	413.4012	165.3605	82.6802
7.885	1016-5	424.6741	302526.46	1061.6851	424.6741	169.8696	84.9348
10.956	1260-1	426.7128	486251.36	1066.7820	426.7128	170.6851	85.3426
12.047	1260-2	431.1810	652776.79	1077.9525	431.1810	172.4724	86.2362
12.252	1260-3	401.3139	390647.55	1003.2847	401.3139	160.5255	80.2628
12.362	1260-4	429.8697	226301.43	1074.6743	429.8697	171.9479	85.9739
12.662	1260-5	508.7538	485638.10	1271.8846	508.7538	203.5015	101.7508
15.952	DCBP SURR	41.5870	537422.11	103.9675	41.5870	16.6348	8.3174
		4423.3661	7230299.93				

Client Id: QC Laboratory Control Sample Duplicate (LCSD) BY76292

Software Version: 4.1<1L22>
Date: 8/2/2017 12:49 PM
Sample Name : lcsd 76292 10x
Data File : E:\TC2017\ECD1\08-AUG\802B009.RAW Date: 8/2/2017 10:00 AM
Sequence File: E:\TC2017\ECD1\08-AUG\PCBSEQ.SEQ Cycle: 59 Channel : B
Instrument : AUTO_ECD1 Rack/Vial: 0/8 Operator:
Sample Amount : 1.0000 Dilution Factor : 1.00

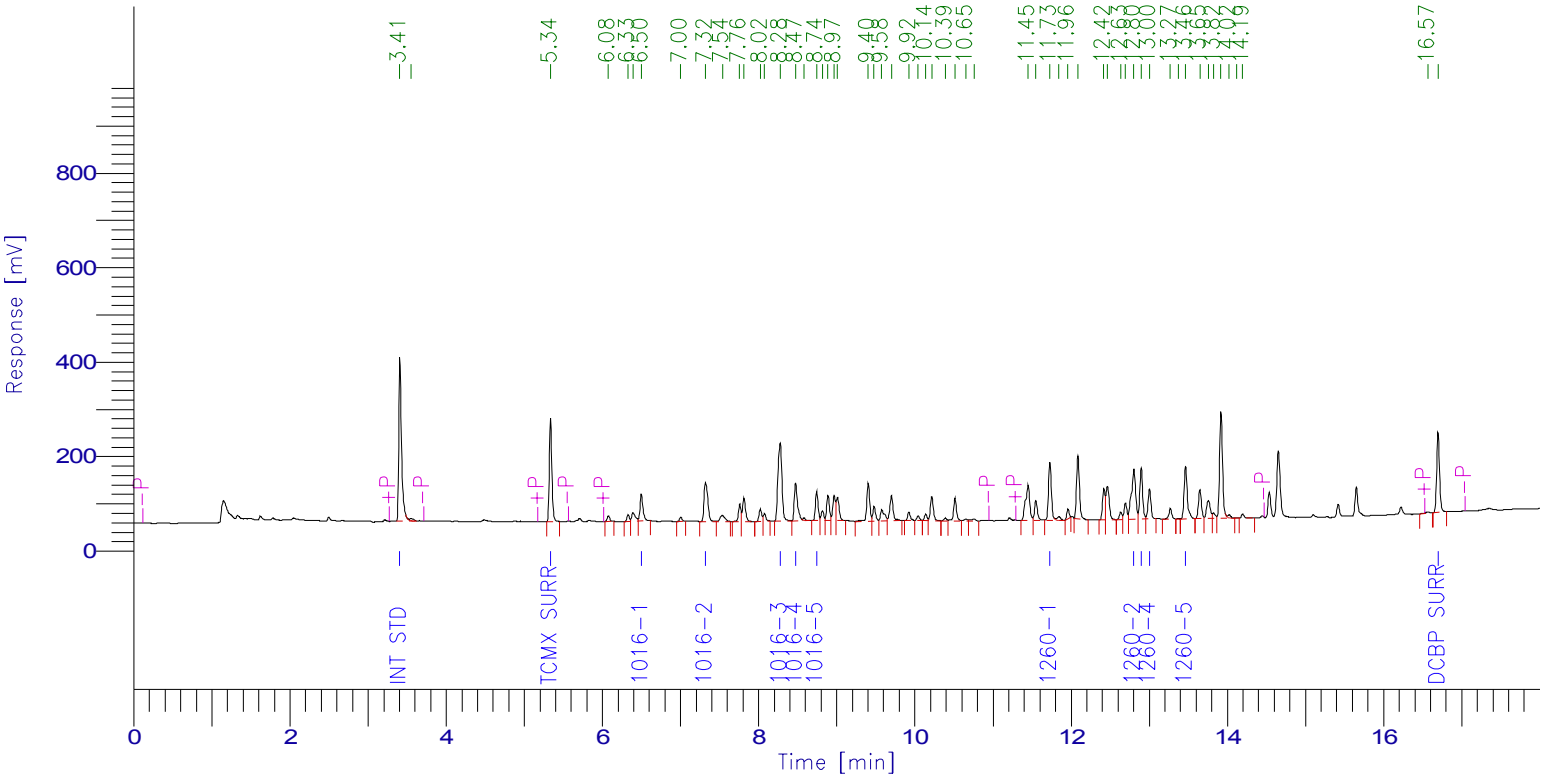

PCB Report

Time [min]	Component Name	Raw Amount	Area [µV·s]	Surrogate SM/WM	Surrogate QC / SL	Spike Rec Soils (%)	Spike Rec Water (%)
3.409	Int Std	100.0000	879146.01	250.0000	100.0000	40.0000	20.0000
5.336	TCMX SURR	34.6498	517534.66	86.6244	34.6498	13.8599	6.9300
6.499	1016-1	400.9433	150612.95	1002.3582	400.9433	160.3773	80.1887
7.320	1016-2	417.4686	276409.17	1043.6715	417.4686	166.9874	83.4937
8.276	1016-3	406.9945	573098.01	1017.4862	406.9945	162.7978	81.3989
8.474	1016-4	430.9026	231701.11	1077.2566	430.9026	172.3611	86.1805
8.742	1016-5	411.8124	148477.01	1029.5309	411.8124	164.7250	82.3625
11.726	1260-1	446.8476	316816.83	1117.1190	446.8476	178.7390	89.3695
12.802	1260-2	427.1588	402303.94	1067.8971	427.1588	170.8635	85.4318
12.896	1260-3	444.8434	279392.48	1112.1085	444.8434	177.9374	88.9687
13.001	1260-4	438.7061	158843.84	1096.7652	438.7061	175.4824	87.7412
13.463	1260-5	445.8524	314023.99	1114.6309	445.8524	178.3410	89.1705
16.695	DCBP SURR	41.9442	439462.71	104.8604	41.9442	16.7777	8.3888
		4448.1236	4687822.73				

1D

PCB ORGANICS ANALYSIS DATA SHEET

CLIENT SAMPLE NO.

G CREEK STG BLD MS

Lab Name: Phoenix Environmental Client: NETC

Lab Code: Phoenix Instr: ECD1 Column.: RTX-440 0.32 SDG No.: GBY76292

Matrix: (soil/water) SOIL Lab Sample ID: BY76292 MS

Sample wt/vol: 15.25 (g/mL) g Lab File ID: 802A010

% Moisture: 44 decanted: (Y/N) N Date Received: 08/01/17

Extraction: (SepF/Cont/ASE) 3545 Date Extracted: 08/01/17

Concentrated Extract Volume: 5000 (uL) Date Analyzed: 08/02/17

Injection Volume: 1 (uL) Dilution Factor: 10

CONCENTRATION UNITS:
(mg/L or mg/Kg) ug/Kg

CAS NO.	COMPOUND	CF	CONC	P/C	Q	MDL	PQL
12674-11-2	Aroclor-1016	MC	1920	C		290	290
11104-28-2	Aroclor-1221	MC	290	C	U	290	290
11141-16-5	Aroclor-1232	MC	290	C	U	290	290
53469-21-9	Aroclor-1242	MC	290	C	U	290	290
12672-29-6	Aroclor-1248	MC	290	C	U	290	290
11097-69-1	Aroclor-1254	MC	290	C	U	290	290
11096-82-5	Aroclor-1260	MC	1920	C		290	290
37324-23-5	Aroclor-1262	MC	290	C	U	290	290
11100-14-4	Aroclor-1268	MC	290	C	U	290	290
2051-24-3	Decachlorobiphenyl	0.896	89	C		%	%
877-09-8	Tetrachloro-m-xylene	1.741	81	C		%	%

12674-11-2 Sample Result Calc: ((327.873raw * 10df * 5fv) / (15.25wt-vol * 0.56%sol) = 1920

Both channels need to have the compound detected for a concentration to be reported on either channel.
U1=Due to matrix interference and/or the presence of a large amount of non-target material, the reporting level for this compound has been elevated.
U2=The presence of this compound was not confirmed by the analyst based on the characteristic pattern matching of multi-component parameters, retention time, and/or peak shape.

P/C: P=Primary Result C=Confirmation Result X=Not Used CF=Calculated Calibration/Response Factor MC=Multi-Component

1D

PCB ORGANICS ANALYSIS DATA SHEET

CLIENT SAMPLE NO.

G CREEK STG BLD MS

Lab Name: Phoenix Environmental Client: NETC

Lab Code: Phoenix Instr: ECD1 Column.: Rxi-35sil MS 0.32 SDG No.: GBY76292

Matrix: (soil/water) SOIL Lab Sample ID: BY76292 MS

Sample wt/vol: 15.25 (g/mL) g Lab File ID: 802B010

% Moisture: 44 decanted: (Y/N) N Date Received: 08/01/17

Extraction: (SepF/Cont/ASE) 3545 Date Extracted: 08/01/17

Concentrated Extract Volume: 5000 (uL) Date Analyzed: 08/02/17

Injection Volume: 1 (uL) Dilution Factor: 10

CONCENTRATION UNITS:
(mg/L or mg/Kg) ug/Kg

CAS NO.	COMPOUND	CF	CONC	P/C	Q	MDL	PQL
12674-11-2	Aroclor-1016	MC	1850	P		290	290
11104-28-2	Aroclor-1221	MC	290	P	U	290	290
11141-16-5	Aroclor-1232	MC	290	P	U	290	290
53469-21-9	Aroclor-1242	MC	290	P	U	290	290
12672-29-6	Aroclor-1248	MC	290	P	U	290	290
11097-69-1	Aroclor-1254	MC	290	P	U	290	290
11096-82-5	Aroclor-1260	MC	2040	P		290	290
37324-23-5	Aroclor-1262	MC	290	P	U	290	290
11100-14-4	Aroclor-1268	MC	290	P	U	290	290
2051-24-3	Decachlorobiphenyl	1.192	88	P		%	%
877-09-8	Tetrachloro-m-xylene	1.699	75	P		%	%

12674-11-2 Sample Result Calc: ((315.472raw * 10df * 5fv) / (15.25wt-vol * 0.56%sol) = 1850

Both channels need to have the compound detected for a concentration to be reported on either channel.
U1=Due to matrix interference and/or the presence of a large amount of non-target material, the reporting level for this compound has been elevated.
U2=The presence of this compound was not confirmed by the analyst based on the characteristic pattern matching of multi-component parameters, retention time, and/or peak shape.

P/C: P=Primary Result C=Confirmation Result X=Not Used CF=Calculated Calibration/Response Factor MC=Multi-Component

CLIENT SAMPLE NO

G CREEK STG BLD MS

PCB IDENTIFICATION SUMMARY

Lab Name: Phoenix Environmental Labs Client: NETC

Lab Code: Phoenix Lab File ID: 802A010 | 802B010 SDG No.: GBY76292

Lab SampleID: BY76292 Instrument ID: ECD1 Date Analyzed: 8/2/17 10:22

GC Column(A): RTX-440 ID: 0.32 (mm) GC Column(B): Rxi-35sil MS ID: 0.32 (mm)

ANALYTE	COL	RT	RT WINDOW FROM	RT WINDOW TO	CALCULATED CONC	CF	%RPD	*
Aroclor 1016-1	A	5.77	5.75	5.85	1980	0.041	NA	
	B	6.49	6.52	6.62	1820	0.043		
Aroclor 1016-2	A	6.91	6.90	7.00	Not Used		NA	
	B	7.31	7.35	7.45	1920	0.075		
Aroclor 1016-3	A	7.56	7.54	7.64	1940	0.166	NA	
	B	8.27	8.31	8.41	1780	0.160		
Aroclor 1016-4	A	7.69	7.66	7.76	1940	0.061	NA	
	B	8.47	8.51	8.61	1860	0.061		
Aroclor 1016-5	A	7.88	7.86	7.96	1820	0.049	NA	
	B	8.78	8.78	8.88	Not Used			
Aroclor-1016	A				1920		3.7	
	B				1850			
Aroclor 1260-1	A	10.95	10.91	11.05	1840	0.079	NA	
	B	11.72	11.77	11.91	1690	0.081		
Aroclor 1260-2	A	12.04	12.00	12.14	1970	0.105	NA	
	B	12.80	12.85	12.99	2310	0.107		
Aroclor 1260-3	A	12.24	12.21	12.35	1760	0.067	NA	
	B	12.89	12.94	13.08	2220	0.071		
Aroclor 1260-4	A	12.35	12.32	12.46	1890	0.036	NA	
	B	13.00	13.05	13.19	1540	0.041		
Aroclor 1260-5	A	12.65	12.62	12.76	2160	0.066	NA	
	B	13.46	13.51	13.65	2430	0.080		
Aroclor-1260	A				1920		6.1	
	B				2040			

%RPD must be less than or equal to 40% (*) Criteria exceeded.

NC - (No Criteria) %RPD is not calculated when either result is less than 2 times the reporting level.

CF = Calculated Calibration/Response Factor

FORM X PCB

Client Id: QC Matrix Sample (MS) G CREEK STG BLD

Software Version: 4.1<1L22>
Date: 8/2/2017 12:49 PM
Sample Name : ms 76292 10x
Data File : E:\TC2017\ECD1\08-AUG\802A010.RAW Date: 8/2/2017 10:22 AM
Sequence File: E:\TC2017\ECD1\08-AUG\PCBSEQ.SEQ Cycle: 60 Channel : A
Instrument : AUTO_ECD1 Rack/Vial: 0/9 Operator:
Sample Amount : 1.0000 Dilution Factor : 1.00

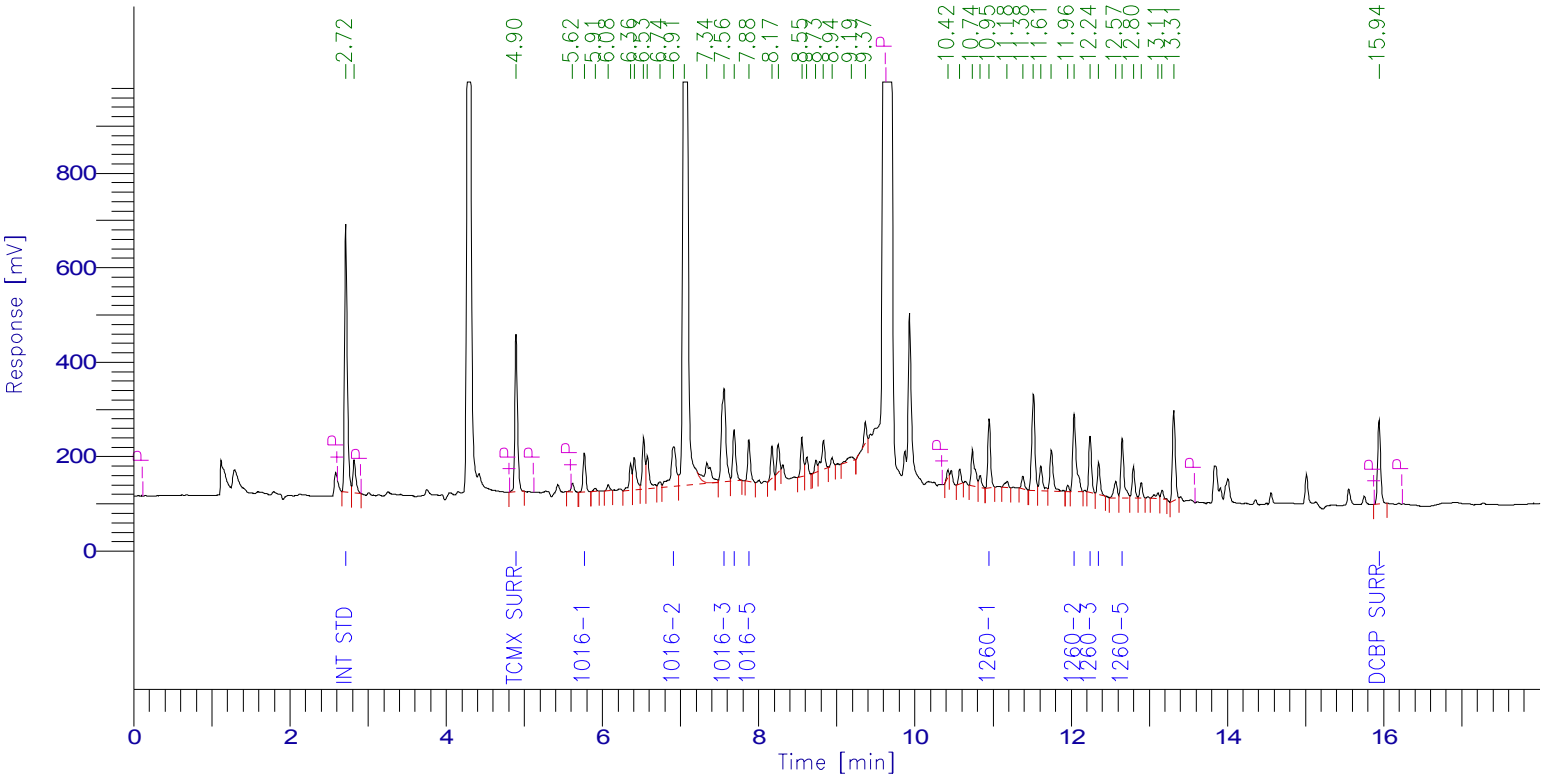

PCB Report

Time [min]	Component Name	Raw Amount	Area [µV·s]	Surrogate SM/WM	Surrogate QC / SL	Spike Rec Soils (%)	Spike Rec Water (%)
2.715	Int Std	100.0000	1430942.13	250.0000	100.0000	40.0000	20.0000
4.895	TCMX SURR	32.3732	806584.67	80.9330	32.3732	12.9493	6.4746
5.768	1016-1	337.4374	196015.22	843.5936	337.4374	134.9750	67.4875
6.914	1016-2	616.0731	422231.63	1540.1826	616.0731	246.4292	123.2146
7.558	1016-3	330.9880	786379.66	827.4701	330.9880	132.3952	66.1976
7.686	1016-4	331.8443	288786.69	829.6108	331.8443	132.7377	66.3689
7.876	1016-5	311.2208	219951.83	778.0521	311.2208	124.4883	62.2442
10.949	1260-1	313.8369	354797.40	784.5923	313.8369	125.5348	62.7674
12.038	1260-2	336.4547	505339.16	841.1367	336.4547	134.5819	67.2909
12.242	1260-3	300.1492	289860.70	750.3729	300.1492	120.0597	60.0298
12.352	1260-4	323.0824	168738.82	807.7060	323.0824	129.2330	64.6165
12.652	1260-5	368.2830	348769.05	920.7074	368.2830	147.3132	73.6566
15.940	DCBP SURR	35.6476	457024.32	89.1190	35.6476	14.2590	7.1295
		3737.3906	6275421.27				

Client Id: QC Matrix Sample (MS) G CREEK STG BLD

Software Version: 4.1<1L22>
Date: 8/2/2017 12:49 PM
Sample Name : ms 76292 10x
Data File : E:\TC2017\ECD1\08-AUG\802B010.RAW Date: 8/2/2017 10:22 AM
Sequence File: E:\TC2017\ECD1\08-AUG\PCBSEQ.SEQ Cycle: 60 Channel : B
Instrument : AUTO_ECD1 Rack/Vial: 0/9 Operator:
Sample Amount : 1.0000 Dilution Factor : 1.00

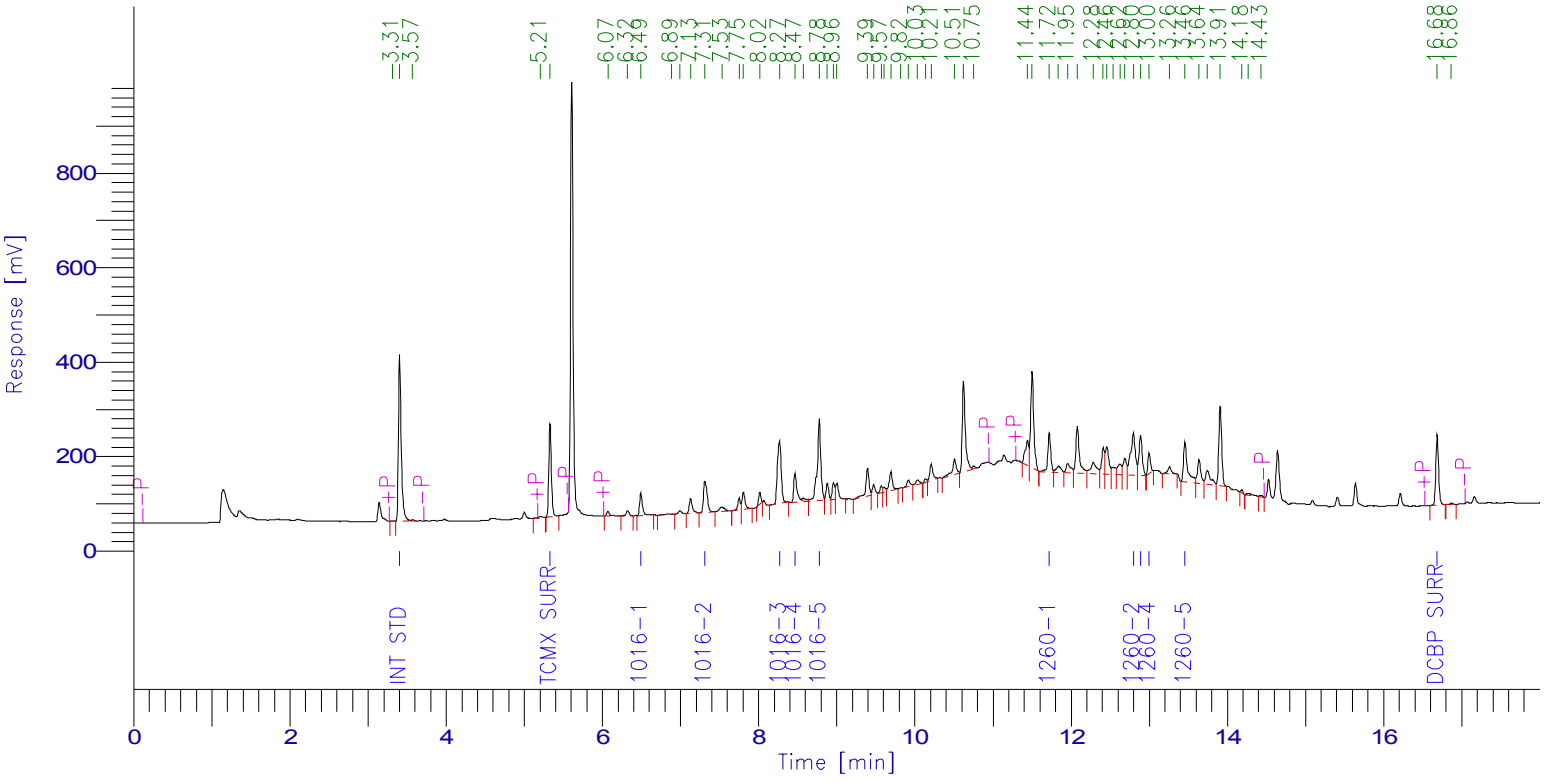

PCB Report

Time [min]	Component Name	Raw Amount	Area [µV·s]	Surrogate SM/WM	Surrogate QC / SL	Spike Rec Soils (%)	Spike Rec Water (%)
3.405	Int Std	100.0000	911366.10	250.0000	100.0000	40.0000	20.0000
5.330	TCMX SURR	29.8926	462843.84	74.7314	29.8926	11.9570	5.9785
6.492	1016-1	311.1173	121153.34	777.7933	311.1173	124.4469	62.2235
7.312	1016-2	328.5478	225506.50	821.3695	328.5478	131.4191	65.7096
8.267	1016-3	304.8666	445022.69	762.1666	304.8666	121.9467	60.9733
8.466	1016-4	317.3565	176900.17	793.3913	317.3565	126.9426	63.4713
8.776	1016-5	1516.5332	566817.94	3791.3330	1516.5332	606.6133	303.3066
11.719	1260-1	287.9484	211638.82	719.8710	287.9484	115.1794	57.5897
12.795	1260-2	395.1957	385841.55	987.9893	395.1957	158.0783	79.0391
12.887	1260-3	379.2711	246938.73	948.1778	379.2711	151.7085	75.8542
12.996	1260-4	263.7987	99015.05	659.4967	263.7987	105.5195	52.7597
13.455	1260-5	415.8768	303646.54	1039.6921	415.8768	166.3507	83.1754
16.684	DCBP SURR	35.2741	383123.31	88.1853	35.2741	14.1097	7.0548
		4685.6789	4539814.59				

1D

PCB ORGANICS ANALYSIS DATA SHEET

CLIENT SAMPLE NO.

G CREEK STG BLD MSD

Lab Name: Phoenix Environmental Client: NETC

Lab Code: Phoenix Instr: ECD1 Column.: RTX-440 0.32 SDG No.: GBY76292

Matrix: (soil/water) SOIL Lab Sample ID: BY76292 MSD

Sample wt/vol: 15.23 (g/mL) g Lab File ID: 802A011

% Moisture: 44 decanted: (Y/N) N Date Received: 08/01/17

Extraction: (SepF/Cont/ASE) 3545 Date Extracted: 08/01/17

Concentrated Extract Volume: 5000 (uL) Date Analyzed: 08/02/17

Injection Volume: 1 (uL) Dilution Factor: 10

CONCENTRATION UNITS:
(mg/L or mg/Kg) ug/Kg

CAS NO.	COMPOUND	CF	CONC	P/C	Q	MDL	PQL
12674-11-2	Aroclor-1016	MC	1930	P		290	290
11104-28-2	Aroclor-1221	MC	290	P	U	290	290
11141-16-5	Aroclor-1232	MC	290	P	U	290	290
53469-21-9	Aroclor-1242	MC	290	P	U	290	290
12672-29-6	Aroclor-1248	MC	290	P	U	290	290
11097-69-1	Aroclor-1254	MC	290	P	U	290	290
11096-82-5	Aroclor-1260	MC	2030	P		290	290
37324-23-5	Aroclor-1262	MC	290	P	U	290	290
11100-14-4	Aroclor-1268	MC	290	P	U	290	290
2051-24-3	Decachlorobiphenyl	0.896	92	P		%	%
877-09-8	Tetrachloro-m-xylene	1.741	88	P		%	%

12674-11-2 Sample Result Calc: ((329.759raw * 10df * 5fv) / (15.23wt-vol * 0.56%sol) = 1930

Both channels need to have the compound detected for a concentration to be reported on either channel.
U1=Due to matrix interference and/or the presence of a large amount of non-target material, the reporting level for this compound has been elevated.
U2=The presence of this compound was not confirmed by the analyst based on the characteristic pattern matching of multi-component parameters, retention time, and/or peak shape.

P/C: P=Primary Result C=Confirmation Result X=Not Used CF=Calculated Calibration/Response Factor MC=Multi-Component

1D

PCB ORGANICS ANALYSIS DATA SHEET

CLIENT SAMPLE NO.

G CREEK STG BLD MSD

Lab Name: Phoenix Environmental Client: NETC

Lab Code: Phoenix Instr: ECD1 Column.: Rxi-35sil MS 0.32 SDG No.: GBY76292

Matrix: (soil/water) SOIL Lab Sample ID: BY76292 MSD

Sample wt/vol: 15.23 (g/mL) g Lab File ID: 802B011

% Moisture: 44 decanted: (Y/N) N Date Received: 08/01/17

Extraction: (SepF/Cont/ASE) 3545 Date Extracted: 08/01/17

Concentrated Extract Volume: 5000 (uL) Date Analyzed: 08/02/17

Injection Volume: 1 (uL) Dilution Factor: 10

CONCENTRATION UNITS:
(mg/L or mg/Kg) ug/Kg

CAS NO.	COMPOUND	CF	CONC	P/C	Q	MDL	PQL
12674-11-2	Aroclor-1016	MC	1990	C		290	290
11104-28-2	Aroclor-1221	MC	290	C	U	290	290
11141-16-5	Aroclor-1232	MC	290	C	U	290	290
53469-21-9	Aroclor-1242	MC	290	C	U	290	290
12672-29-6	Aroclor-1248	MC	290	C	U	290	290
11097-69-1	Aroclor-1254	MC	290	C	U	290	290
11096-82-5	Aroclor-1260	MC	4320	C		290	290
37324-23-5	Aroclor-1262	MC	290	C	U	290	290
11100-14-4	Aroclor-1268	MC	290	C	U	290	290
2051-24-3	Decachlorobiphenyl	1.192	92	C		%	%
877-09-8	Tetrachloro-m-xylene	1.699	81	C		%	%

12674-11-2 Sample Result Calc: ((339.04raw * 10df * 5fv) / (15.23wt-vol * 0.56%sol) = 1990

Both channels need to have the compound detected for a concentration to be reported on either channel.
U1=Due to matrix interference and/or the presence of a large amount of non-target material, the reporting level for this compound has been elevated.
U2=The presence of this compound was not confirmed by the analyst based on the characteristic pattern matching of multi-component parameters, retention time, and/or peak shape.

P/C: P=Primary Result C=Confirmation Result X=Not Used CF=Calculated Calibration/Response Factor MC=Multi-Component

CLIENT SAMPLE NO

G CREEK STG BLD MSD

PCB IDENTIFICATION SUMMARY

Lab Name: Phoenix Environmental Labs Client: NETC

Lab Code: Phoenix Lab File ID: 802A011 | 802B011 SDG No.: GBY76292

Lab SampleID: BY76292 Instrument ID: ECD1 Date Analyzed: 8/2/17 10:44

GC Column(A): RTX-440 ID: 0.32 (mm) GC Column(B): Rxi-35sil MS ID: 0.32 (mm)

ANALYTE	COL	RT	RT WINDOW FROM	RT WINDOW TO	CALCULATED CONC	CF	%RPD	*
Aroclor 1016-1	A	5.77	5.75	5.85	1980	0.041	NA	
	B	6.50	6.52	6.62	2060	0.043		
Aroclor 1016-2	A	6.92	6.90	7.00	Not Used		NA	
	B	7.32	7.35	7.45	2050	0.075		
Aroclor 1016-3	A	7.56	7.54	7.64	1920	0.166	NA	
	B	8.27	8.31	8.41	1930	0.160		
Aroclor 1016-4	A	7.69	7.66	7.76	1900	0.061	NA	
	B	8.47	8.51	8.61	1910	0.061		
Aroclor 1016-5	A	7.88	7.86	7.96	1930	0.049	NA	
	B	8.78	8.78	8.88	Not Used			
Aroclor-1016	A				1930		3.1	
	B				1990			
Aroclor 1260-1	A	10.95	10.91	11.05	1960	0.079	NA	
	B	11.72	11.77	11.91	Not Used			
Aroclor 1260-2	A	12.04	12.00	12.14	2100	0.105	NA	
	B	12.80	12.85	12.99	3850	0.107		
Aroclor 1260-3	A	12.25	12.21	12.35	1810	0.067	NA	
	B	12.89	12.94	13.08	4070	0.071		
Aroclor 1260-4	A	12.36	12.32	12.46	1950	0.036	NA	
	B	13.00	13.05	13.19	4780	0.041		
Aroclor 1260-5	A	12.66	12.62	12.76	2320	0.066	NA	
	B	13.46	13.51	13.65	4570	0.080		
Aroclor-1260	A				2030		72.1	*
	B				4320			

%RPD must be less than or equal to 40% (*) Criteria exceeded.

NC - (No Criteria) %RPD is not calculated when either result is less than 2 times the reporting level.

CF = Calculated Calibration/Response Factor

FORM X PCB

Client Id: QC Matrix Sample Duplicate (MSD) G CREEK STG BLD

Software Version: 4.1<1L22>
Date: 8/2/2017 12:49 PM
Sample Name : msd 76292 10x
Data File : E:\TC2017\ECD1\08-AUG\802A011.RAW Date: 8/2/2017 10:44 AM
Sequence File: E:\TC2017\ECD1\08-AUG\PCBSEQ.SEQ Cycle: 61 Channel : A
Instrument : AUTO_ECD1 Rack/Vial: 0/10 Operator:
Sample Amount : 1.0000 Dilution Factor : 1.00

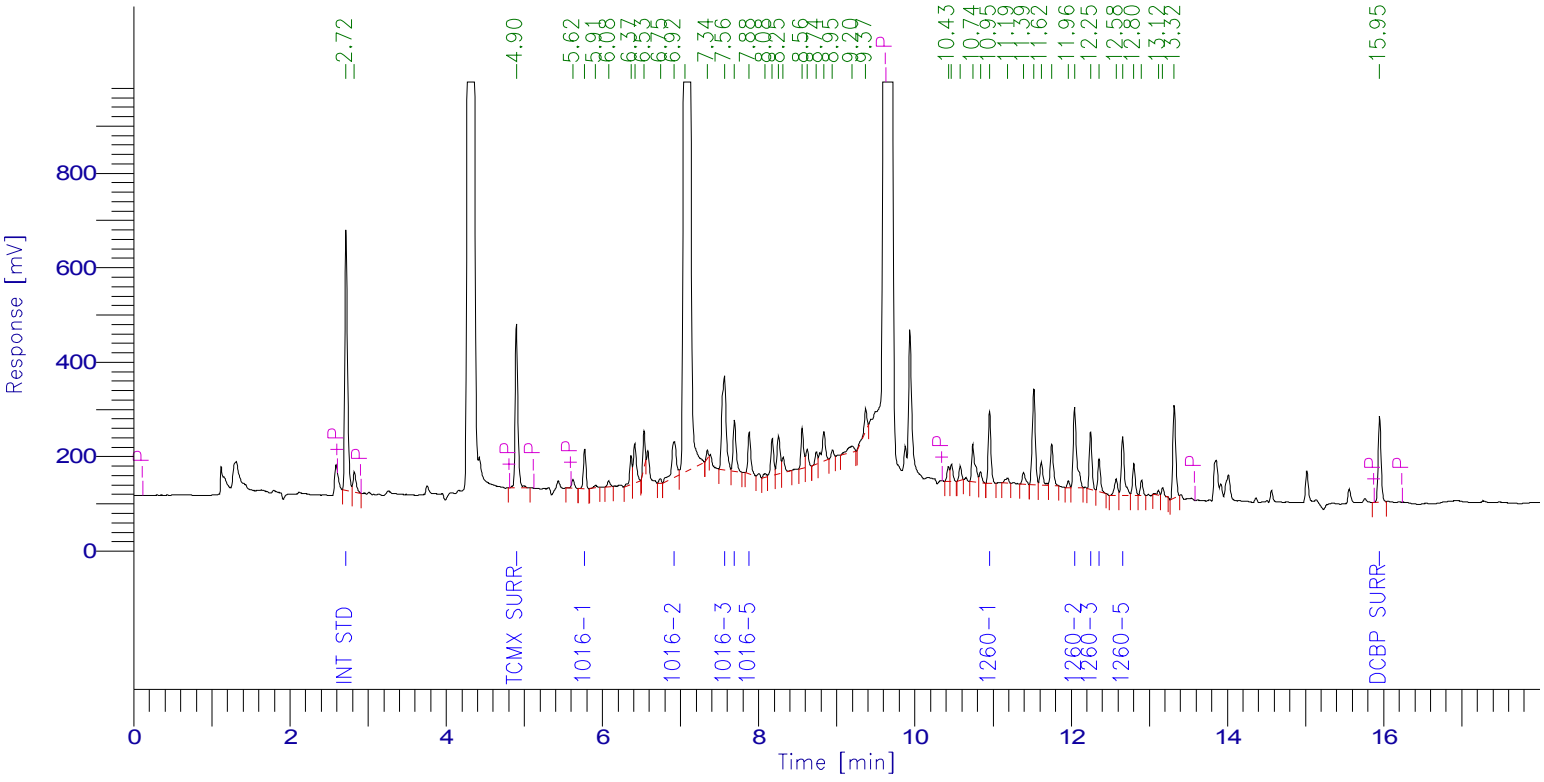

PCB Report

Time [min]	Component Name	Raw Amount	Area [µV·s]	Surrogate SM/WM	Surrogate QC / SL	Spike Rec Soils (%)	Spike Rec Water (%)
2.719	Int Std	100.0000	1385473.87	250.0000	100.0000	40.0000	20.0000
4.900	TCMX SURR	35.0852	846377.44	87.7129	35.0852	14.0341	7.0170
5.773	1016-1	337.6785	189922.41	844.1962	337.6785	135.0714	67.5357
6.919	1016-2	509.0602	337803.39	1272.6506	509.0602	203.6241	101.8120
7.563	1016-3	327.7942	754045.33	819.4854	327.7942	131.1177	65.5588
7.690	1016-4	324.3374	273285.19	810.8435	324.3374	129.7350	64.8675
7.880	1016-5	329.2275	225284.49	823.0688	329.2275	131.6910	65.8455
10.954	1260-1	334.6668	366323.99	836.6671	334.6668	133.8667	66.9334
12.043	1260-2	358.4478	521265.03	896.1196	358.4478	143.3791	71.6896
12.248	1260-3	309.1664	289081.81	772.9160	309.1664	123.6666	61.8333
12.357	1260-4	332.7225	168251.94	831.8061	332.7225	133.0890	66.5445
12.658	1260-5	395.3910	362542.85	988.4775	395.3910	158.1564	79.0782
15.947	DCBP SURR	36.6094	454442.13	91.5236	36.6094	14.6438	7.3219
		3730.1869	6174099.87				

Client Id: QC Matrix Sample Duplicate (MSD) G CREEK STG BLD

Software Version: 4.1<1L22>
Date: 8/2/2017 12:49 PM
Sample Name : msd 76292 10x
Data File : E:\TC2017\ECD1\08-AUG\802B011.RAW Date: 8/2/2017 10:44 AM
Sequence File: E:\TC2017\ECD1\08-AUG\PCBSEQ.SEQ Cycle: 61 Channel : B
Instrument : AUTO_ECD1 Rack/Vial: 0/10 Operator:
Sample Amount : 1.0000 Dilution Factor : 1.00

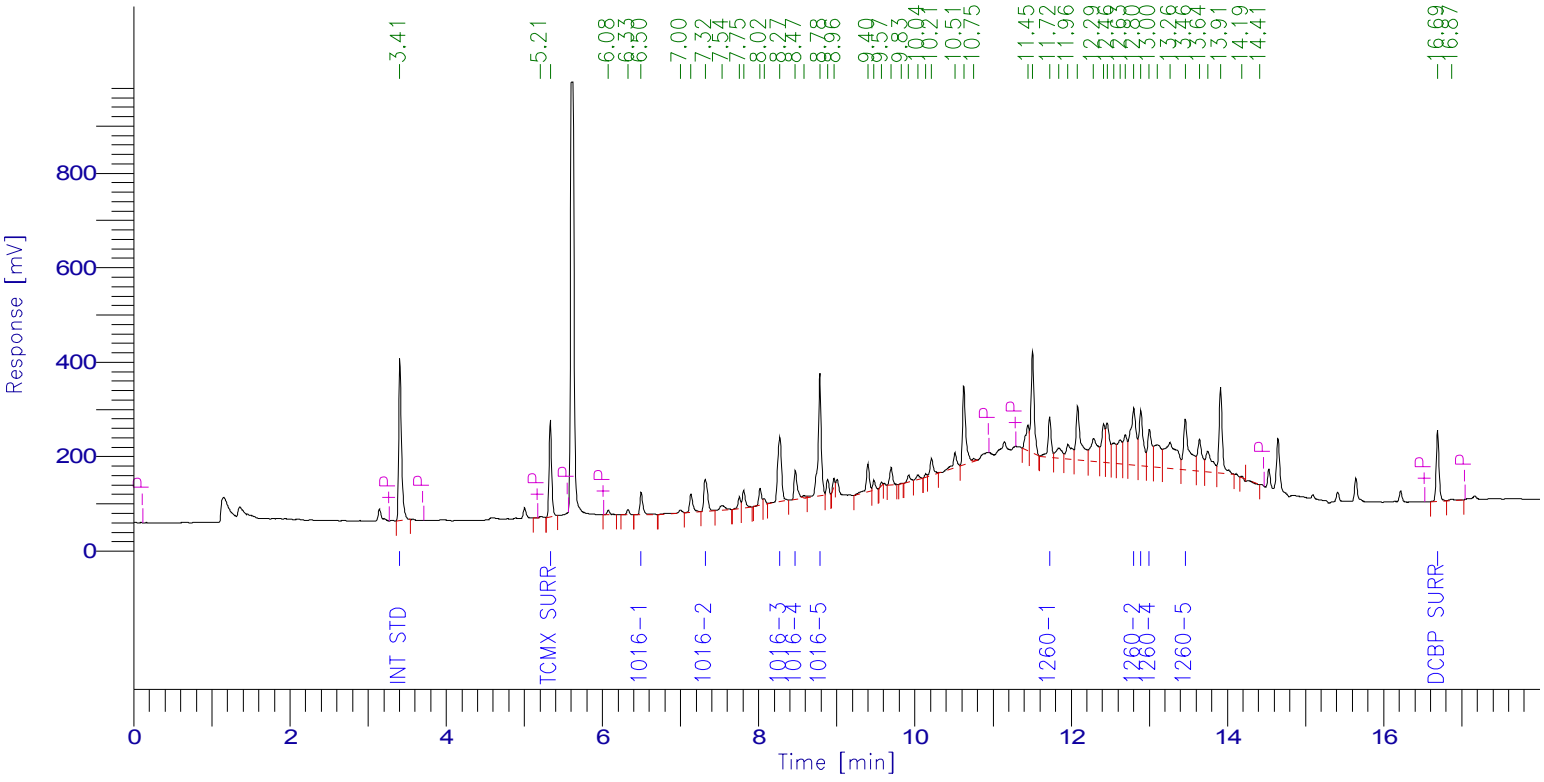

PCB Report

Time [min]	Component Name	Raw Amount	Area [µV·s]	Surrogate SM/WM	Surrogate QC / SL	Spike Rec Soils (%)	Spike Rec Water (%)
3.408	Int Std	100.0000	879718.45	250.0000	100.0000	40.0000	20.0000
5.333	TCMX SURR	32.3040	482811.65	80.7599	32.3040	12.9216	6.4608
6.497	1016-1	351.1343	131988.26	877.8357	351.1343	140.4537	70.2269
7.317	1016-2	349.3056	231428.51	873.2639	349.3056	139.7222	69.8611
8.271	1016-3	329.4306	464180.60	823.5764	329.4306	131.7722	65.8861
8.470	1016-4	326.2881	175562.93	815.7201	326.2881	130.5152	65.2576
8.783	1016-5	2045.6203	738018.96	5114.0507	2045.6203	818.2481	409.1241
11.724	1260-1	334.0837	237020.99	835.2093	334.0837	133.6335	66.8167
12.800	1260-2	656.7068	618897.98	1641.7669	656.7068	262.6827	131.3414
12.890	1260-3	693.6345	435934.19	1734.0862	693.6345	277.4538	138.7269
13.000	1260-4	814.8856	295240.57	2037.2140	814.8856	325.9542	162.9771
13.459	1260-5	780.0087	549735.63	1950.0217	780.0087	312.0035	156.0017
16.689	DCBP SURR	36.8727	386579.05	92.1818	36.8727	14.7491	7.3745
		6850.2747	5627117.76				

1D

PCB ORGANICS ANALYSIS DATA SHEET

CLIENT SAMPLE NO.

BY76292 BL

Lab Name: Phoenix Environmental Client: NETC

Lab Code: Phoenix Instr: ECD1 Column.: RTX-440 0.32 SDG No.: GBY76292

Matrix: (soil/water) SOIL Lab Sample ID: BY76292 BL

Sample wt/vol: 15 (g/mL) g Lab File ID: 802A007

% Moisture: n.a. decanted: (Y/N) N Date Received: 08/01/17

Extraction: (SepF/Cont/ASE) 3545 Date Extracted: 08/01/17

Concentrated Extract Volume: 5000 (uL) Date Analyzed: 08/02/17

Injection Volume: 1 (uL) Dilution Factor: 2

CONCENTRATION UNITS:
(mg/L or mg/Kg) ug/Kg

CAS NO.	COMPOUND	CF	CONC	P/C	Q	MDL	PQL
12674-11-2	Aroclor-1016	MC	33	C	U	33	33
11104-28-2	Aroclor-1221	MC	33	C	U	33	33
11141-16-5	Aroclor-1232	MC	33	C	U	33	33
53469-21-9	Aroclor-1242	MC	33	C	U	33	33
12672-29-6	Aroclor-1248	MC	33	C	U	33	33
11097-69-1	Aroclor-1254	MC	33	C	U	33	33
11096-82-5	Aroclor-1260	MC	33	C	U	33	33
37324-23-5	Aroclor-1262	MC	33	C	U	33	33
11100-14-4	Aroclor-1268	MC	33	C	U	33	33
2051-24-3	Decachlorobiphenyl	0.896	86	C		%	%
877-09-8	Tetrachloro-m-xylene	1.741	82	C		%	%

11100-14-4 Sample PQL Calc: (50raw * 2df * 5fv) / (15wt-vol * 1.00%sol) = 33

Both channels need to have the compound detected for a concentration to be reported on either channel.
U1=Due to matrix interference and/or the presence of a large amount of non-target material, the reporting level for this compound has been elevated.
U2=The presence of this compound was not confirmed by the analyst based on the characteristic pattern matching of multi-component parameters, retention time, and/or peak shape.

P/C: P=Primary Result C=Confirmation Result X=Not Used CF=Calculated Calibration/Response Factor MC=Multi-Component

1D

PCB ORGANICS ANALYSIS DATA SHEET

CLIENT SAMPLE NO.

BY76292 BL

Lab Name: Phoenix Environmental Client: NETC

Lab Code: Phoenix Instr: ECD1 Column.: Rxi-35sil MS 0.32 SDG No.: GBY76292

Matrix: (soil/water) SOIL Lab Sample ID: BY76292 BL

Sample wt/vol: 15 (g/mL) g Lab File ID: 802B007

% Moisture: n.a. decanted: (Y/N) N Date Received: 08/01/17

Extraction: (SepF/Cont/ASE) 3545 Date Extracted: 08/01/17

Concentrated Extract Volume: 5000 (uL) Date Analyzed: 08/02/17

Injection Volume: 1 (uL) Dilution Factor: 2

CONCENTRATION UNITS:
(mg/L or mg/Kg) ug/Kg

CAS NO.	COMPOUND	CF	CONC	P/C	Q	MDL	PQL
12674-11-2	Aroclor-1016	MC	33	P	U	33	33
11104-28-2	Aroclor-1221	MC	33	P	U	33	33
11141-16-5	Aroclor-1232	MC	33	P	U	33	33
53469-21-9	Aroclor-1242	MC	33	P	U	33	33
12672-29-6	Aroclor-1248	MC	33	P	U	33	33
11097-69-1	Aroclor-1254	MC	33	P	U	33	33
11096-82-5	Aroclor-1260	MC	33	P	U	33	33
37324-23-5	Aroclor-1262	MC	33	P	U	33	33
11100-14-4	Aroclor-1268	MC	33	P	U	33	33
2051-24-3	Decachlorobiphenyl	1.192	89	P		%	%
877-09-8	Tetrachloro-m-xylene	1.699	79	P		%	%

11100-14-4 Sample PQL Calc: (50raw * 2df * 5fv) / (15wt-vol * 1.00%sol) = 33

Both channels need to have the compound detected for a concentration to be reported on either channel.
U1=Due to matrix interference and/or the presence of a large amount of non-target material, the reporting level for this compound has been elevated.
U2=The presence of this compound was not confirmed by the analyst based on the characteristic pattern matching of multi-component parameters, retention time, and/or peak shape.

P/C: P=Primary Result C=Confirmation Result X=Not Used CF=Calculated Calibration/Response Factor MC=Multi-Component

Client Id: QC Blank BY76292

Software Version: 4.1<1L22>
Date: 8/2/2017 09:53 AM
Sample Name : blk 76292 2x
Data File : E:\TC2017\ECD1\08-AUG\802A007.RAW Date: 8/2/2017 09:16 AM
Sequence File: E:\TC2017\ECD1\08-AUG\PCBSEQ.SEQ Cycle: 57 Channel : A
Instrument : AUTO_ECD1 Rack/Vial: 0/6 Operator:
Sample Amount : 1.0000 Dilution Factor : 1.00

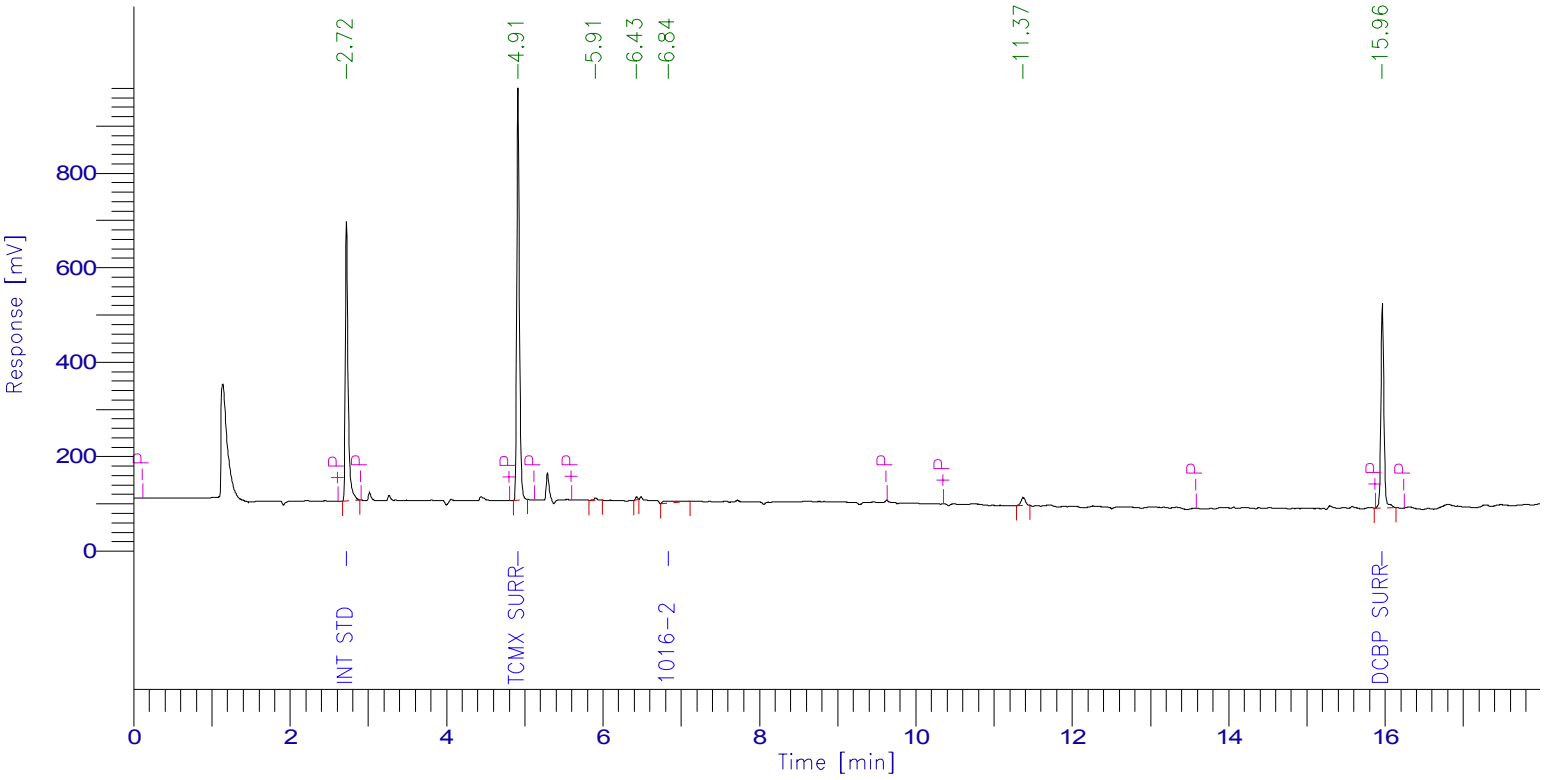

PCB Report

Time [min]	Component Name	Raw Amount	Area [µV·s]	Surrogate SM/WM	Surrogate QC / SL	Spike Rec Soils (%)	Spike Rec Water (%)
2.721	Int Std	100.0000	1491559.26	250.0000	100.0000	40.0000	20.0000
4.914	TCMX SURR	81.5810	2118710.65	203.9525	81.5810	32.6324	16.3162
5.763	1016-1	0.0000	0.00	0.0000	0.0000	0.0000	0.0000
6.837	1016-2	93.2515	66618.18	233.1287	93.2515	37.3006	18.6503
7.542	1016-3	0.0000	0.00	0.0000	0.0000	0.0000	0.0000
7.669	1016-4	0.0000	0.00	0.0000	0.0000	0.0000	0.0000
7.859	1016-5	0.0000	0.00	0.0000	0.0000	0.0000	0.0000
10.943	1260-1	0.0000	0.00	0.0000	0.0000	0.0000	0.0000
12.026	1260-2	0.0000	0.00	0.0000	0.0000	0.0000	0.0000
12.232	1260-3	0.0000	0.00	0.0000	0.0000	0.0000	0.0000
12.340	1260-4	0.0000	0.00	0.0000	0.0000	0.0000	0.0000
12.641	1260-5	0.0000	0.00	0.0000	0.0000	0.0000	0.0000
15.962	DCBP SURR	85.7061	1145352.40	214.2651	85.7061	34.2824	17.1412
		360.5385	4822240.49				

Client Id: QC Blank BY76292

Software Version: 4.1<1L22>
Date: 8/2/2017 09:53 AM
Sample Name : blk 76292 2x
Data File : E:\TC2017\ECD1\08-AUG\802B007.RAW Date: 8/2/2017 09:16 AM
Sequence File: E:\TC2017\ECD1\08-AUG\PCBSEQ.SEQ Cycle: 57 Channel : B
Instrument : AUTO_ECD1 Rack/Vial: 0/6 Operator:
Sample Amount : 1.0000 Dilution Factor : 1.00

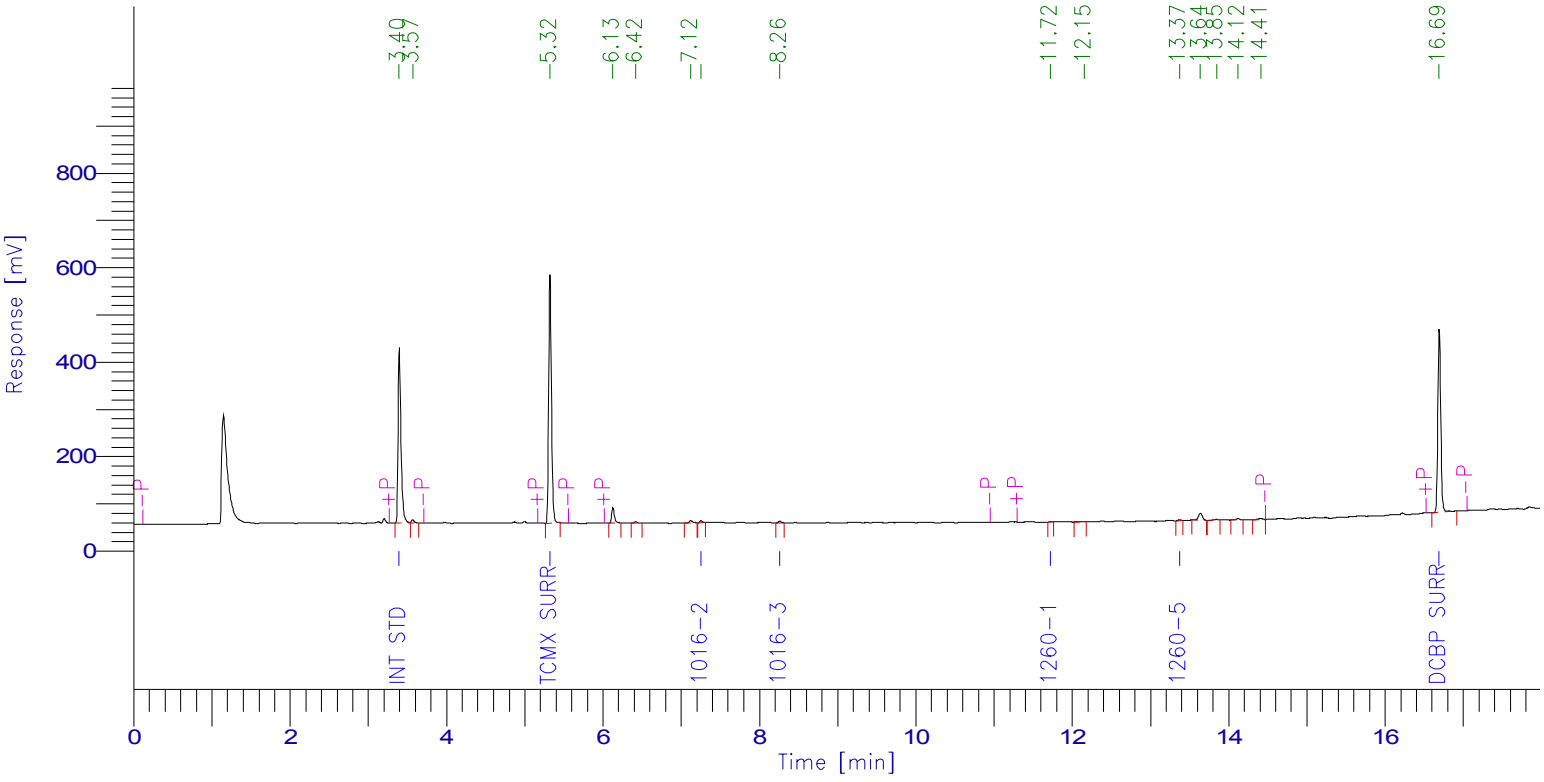

PCB Report

Time [min]	Component Name	Raw Amount	Area [µV·s]	Surrogate SM/WM	Surrogate QC / SL	Spike Rec Soils (%)	Spike Rec Water (%)
3.397	Int Std	100.0000	941733.91	250.0000	100.0000	40.0000	20.0000
5.323	TCMX SURR	79.4748	1271556.76	198.6869	79.4748	31.7899	15.8950
6.501	1016-1	0.0000	0.00	0.0000	0.0000	0.0000	0.0000
7.255	1016-2	11.2308	7965.37	28.0770	11.2308	4.4923	2.2462
8.259	1016-3	5.9060	8908.44	14.7650	5.9060	2.3624	1.1812
8.468	1016-4	0.0000	0.00	0.0000	0.0000	0.0000	0.0000
8.737	1016-5	0.0000	0.00	0.0000	0.0000	0.0000	0.0000
11.723	1260-1	2.3443	1780.45	5.8608	2.3443	0.9377	0.4689
12.807	1260-2	0.0000	0.00	0.0000	0.0000	0.0000	0.0000
12.901	1260-3	0.0000	0.00	0.0000	0.0000	0.0000	0.0000
13.006	1260-4	0.0000	0.00	0.0000	0.0000	0.0000	0.0000
13.370	1260-5	4.9334	3722.05	12.3334	4.9334	1.9733	0.9867
16.690	DCBP SURR	88.9192	997960.16	222.2980	88.9192	35.5677	17.7838
		292.8084	3233627.14				

ASE **Soil Extraction for PCB**

ASEPCB-395943 **QAQC Code** #Q$PCB-S **QAQC Sample #** BY76292 08/01/17 7:30 AM

Sample / C#	Acode	Analysis/ ASE Id	Initial Vol(mL)	Surrogate Vol (ml)	Final Vol (ml)	Cell #	Comments	Start Date	Finish Date	Initials
BY76292 **	BLK	ASE #1 VOA	15	0.5	5	1	(1)	08/01	08/01	UU/V
BY76292 **	LCS	ASE #1	15	1	5	T99	0.5ML SP	08/01	08/01	UU/V
BY76292 **	LCSD	ASE #1	15	1	5	D40	0.5ML SP	08/01	08/01	UU/V
BY76292 ** - 2	MS	ASE #1	15.25	1	5	080	0.5ML SP	08/01	08/01	CC/V
BY76292 ** - 2	MSD	ASE #1	15.23	1	5	223	0.5ML SP	08/01	08/01	CC/V
BY75340 - 1	ASEPCB	ASE #1 PEST	15.13	0.5	5	T123		08/01	08/01	UU/V
BY75341 - 3	ASEPCB	ASE #1 PEST	15.33	0.5	5	T83		08/01	08/01	UU/V
BY75342 - 1	ASEPCB	ASE #1 PEST	15.07	0.5	5	767		08/01	08/01	UU/V
BY75636 * - 1	ASEPCB	ASE #1 PEST	15.43	0.5	5	T70		08/01	08/01	JC/V
BY75637 * - 1	ASEPCB	ASE #1 PEST	15.22	0.5	5	T3		08/01	08/01	JC/V
BY75515 - 1	ASEPCB	ASE #1 PEST	15.20	0.5	5	D66		08/01	08/01	JJ/V
BY75516 - 3	ASEPCB	ASE #1 PEST	15.34	0.5	5	T25		08/01	08/01	JJ/V
BY75714 ** - 0	ASEPCB-MA	ASE #1 PEST	15.11	0.5	5	T68		08/01	08/01	JJ/V
BY75716 ** - 3	ASEPCB	ASE #1 PEST	15.20	0.5	5	258		08/01	08/01	JJ/V
BY75903 * - 8	ASEPCB	ASE #1 PEST	15.27	0.5	5	D45		08/01	08/01	JJ/V
BY75904 * - 4	ASEPCB	ASE #1 PEST	15.19	0.5	5	T35		08/01	08/01	JJ/V
BY76292 ** - 2	ASEPCB-MA	ASE #1 PEST	15.47	0.5	5	T130		08/01	08/01	CC/V

QC Rpt Cmnt

Prep Comment

Post Comment

Surrogate Id # ultra (ISM-320) **Tracking #** **Time In**

Spike # ultra (CUS-14078) **Tracking #** **Time Out**

LCSID # ultra (CUS-14078) **Tracking #** **Temp**

Standards **Time Basic**

Vendor Id	Item ID	Phoenix Lot Number	Vendor Lot Number	Expiration Date
Brand-Nu	95% Hexane	S#7Y3	173154	01/19/18
Brand-Nu	Acetone	S#7Y1	170015	01/19/18
Brand-Nu	Hexane			
Phoenix	P/P - SURROGATE PREP	P/P09I	----------	01/01/18
Ultra	Pcb Spike	S#5RF	CR-0362	02/28/19

PHOENIX
Environmental Laboratories, Inc.

587 East Middle Turnpike, P.O. Box 370, Manchester, CT 06040
Telephone: 860.645.1102 • Fax: 860.645.0823

NY ANALYTICAL SERVICES PROTOCOL
DATA PACKAGE

Client: NETC

125 BATH STREET

Laboratory Project: GBY76292

PCBs (WATER)

Ver 1

Organic Data Flags

LOD(MDL): Limit of Detection or Method Detection Limit
The minimum reportable concentration that can be measured with confidence.

PQL(RL): Practical Quantitation Level or Reporting Level
This value is at or above the MDL and is supported by the lowest calibration standard.

· Q Qualifiers:

U - The compound was analyzed for but not detected at or above the MDL. The number immediately preceding the “U” represents the PQL reporting level corrected for percent solids, weight and/or volume calculations, and dilution factors.

J - Indicates an estimated value, may indicate one of the following, depending on the situation:
a) The reported value is estimated and below the MDL
b) Used when estimating a concentration for TIC where a 1:1 response is assumed or when the result indicates the presence of a compound that meets the indentification criteria, but the results is less than the quantitation limit, but greater than zero.
c) QC associated with this analyte is within warning limits.

X - The concentration is not reported. This quantitation file was not evaluated for this compound at this dilution; a volatile purging or related issue may be the cause.

L - Biased Low

N - The concentration is based on the response of the nearest internal. This flag is used on the TIC form for all compounds identified.

S - This compound is a solvent that is used in the laboratory. Laboratory contamination is suspected if concentration is less than five times the reporting level.

B - This compound was also present in the method blank

D - The reported concentration is the result of a diluted analysis.

E - The reported value is estimated because the concentration exceeded the calibration range.

A - Indicates that the tentatively identified compound is a suspected aldol condensation product. Aldol condensation products are produced during the extraction process.

Q - For TICS, this compound was quantitated using a calibration curve. This compound is part of the instrument method, but not part of the client target list.

P- Percent difference is greater than 25% between the two GC columns and the lower result is reported.

PHOENIX
Environmental Laboratories, Inc.
587 East Middle Turnpike, P.O.Box 370, Manchester, CT 06040
Tel. (860) 645-1102 Fax (860) 645-0823

ACCREDITED IN ACCORDANCE WITH nelac NY # 11301

SDG: GBY76292

PCBs Water Conformance / Non-Conformance Summary

Project ID / Client ID: 125 BATH STREET, NETC

General Comments:

The samples were analyzed using a dual column ECD GC. Data files are labeled date-seq-A for the “A” channel and date-seq-B for the “B” channel. An acid cleanup was performed on all extracts.
The reporting levels (PQL) are supported by the lowest calibration standard. The laboratory defines the LOD/MDL as equivalent to the PQL/RL. It is part of Phoenix Lab's procedure to dilute all soil extracts prior to analysis.

Calibration:

As per the method, a five-point calibration of aroclors 1016 and 1260 is used to verify the linearity of all the aroclors. Aroclor 1254 was also analyzed as part of this run for verification. If any other aroclors had been detected, the samples would have been reanalyzed with that aroclor.

Form 2 (Surrogates):

All surrogates met criteria with the following exceptions: None.

Form 3 (Laboratory Control/Matrix Spike):

Sample: BY76293 LCS
All LCS recoveries met criteria with the following exceptions: None.
All LCSD recoveries met criteria with the following exceptions: None.
All LCS/LCSD RPDs met criteria with the following exceptions: None.

Sample: BY76293 MS
All MS recoveries met criteria with the following exceptions: None.
All MSD recoveries met criteria with the following exceptions: None.
All MS/MSD RPDs met criteria with the following exceptions: None.

Sample: BY76573 LCS
All LCS recoveries met criteria with the following exceptions: None.
All LCSD recoveries met criteria with the following exceptions: None.
All LCS/LCSD RPDs met criteria with the following exceptions: None.

Sample: BY76573 MS
MS/MSD was not reported.

Form 4 (Method Blank):

File: CL_ECD1 802A021 / 802B021 (BY76293)
All compounds were non-detect with the following exceptions: None.

File: ECD1 802A064 / 802B064 (BY76573)
All compounds were non-detect with the following exceptions: None.

Form 6 (Initial Calibration Factors):

Method: CL_ECD1 PC725AI
All compounds met crieria with the following exceptions: None.

Method: CL_ECD1 PC725BI
All compounds met crieria with the following exceptions: None.

PHOENIX
Environmental Laboratories, Inc.
587 East Middle Turnpike, P.O.Box 370, Manchester, CT 06040
Tel. (860) 645-1102 Fax (860) 645-0823

ACCREDITED IN ACCORDANCE WITH nelac NY # 11301

SDG: GBY76292

PCBs Water Conformance / Non-Conformance Summary

Project ID / Client ID: 125 BATH STREET, NETC

Method: ECD1 PC718AI
All compounds met crieria with the following exceptions: None.

Method: ECD1 PC718BI
All compounds met crieria with the following exceptions: None.

Form 7 (Calibration Verification):

All Calibration Blanks were non-detect with the following exceptions: None.

All Continuing Calibrations met criteria with the following exceptions: None.

Form 8 (Internal Standard and Retention Time):

All Internal Standards / Retention Times met criteria with the following exceptions: None.

Form 10 (Confirmation Summary):

All Confirmation Summaries met %D criteria (40%) with the following exceptions: None.

08/09/17

Anil Makol
Project Manager

2E
WATER PCB SURROGATE RECOVERY

Lab Name: Phoenix Environmental Client: NETC

Lab Code: Phoenix Case No.: SAS No.: SDG No.: GBY76292

GC Column(1): RTX-440 ID: 0.32 (mm) GC Column(2): Rxi-Sil MS ID: 0.32 (mm)

	LAB ID	TCX 1 %REC	#	TCX 2 %REC	#	DCB 1 %REC	#	DCB 2 %REC	#	TOT OUT	FILE ID
01	BY76293 BL	79		82		83		88		0	CL_ECD1 802A021 | 802B021
02	BY76293 LCS	100		98		110		114		0	CL_ECD1 802A022 | 802B022
03	BY76293 LCSD	104		103		115		118		0	CL_ECD1 802A023 | 802B023
04	BY76293 MS	103		102		92		96		0	CL_ECD1 802A024 | 802B024
05	BY76293 MSD	97		96		90		93		0	CL_ECD1 802A025 | 802B025
06	BY76293	71		70		69		71		0	CL_ECD1 802A034 | 802B034
07	BY76294	56		53		61		64		0	CL_ECD1 802A035 | 802B035
08	BY76296	85		71		76		71		0	CL_ECD1 802A036 | 802B036
09	BY76297	65		68		57		58		0	ECD1 802A077 | 802B077
10	BY76298	64		61		69		73		0	CL_ECD1 802A037 | 802B037
11	BY76299	75		69		65		67		0	CL_ECD1 802A038 | 802B038
12	BY76573 BL	80		76		88		84		0	ECD1 802A064 | 802B064
13	BY76573 LCS	86		81		87		84		0	ECD1 802A065 | 802B065
14	BY76573 LCSD	100		96		98		96		0	ECD1 802A066 | 802B066
15											
16											
17											
18											
19											
20											
21											
22											
23											
24											
25											
26											
27											
28											
29											
30											

	ADVISORY QC LIMITS
TCX = Tetrachloro-m-xylene	30 - 150
DCB = Decachlorobiphenyl	30 - 150

\# = Column to be used to flag recovery values
* = Values outside of contract required QC limits
D = Surrogate diluted out
Int = Surrogate not reported due to Interference

3E

WATER PCB LCS SPIKE/LCS SPIKE DUPLICATE RECOVERY

Lab Name: Phoenix Environmental Client: NETC

Lab Code: Phoenix Case No.: SAS No.: SDG No.: GBY76292

LCS Spike - Client Id.: BY76293 LCS Lab Id: BY76293 LCS

COMPOUND	SPIKE ADDED (ug/Kg)		LCS CONC (ug/Kg)	LCS % REC	#	QC. LIMITS REC.
Aroclor-1016	2.50		2.41	96		40 - 140
Aroclor-1260	2.50		2.63	105		40 - 140

COMPOUND	SPIKE ADDED (ug/Kg)	LCSD CONC (ug/Kg)	LCSD % REC	#	% RPD	#	QC LIMITS RPD	QC LIMITS REC.
Aroclor-1016	2.50	2.54	101		5.1		20	40 - 140
Aroclor-1260	2.50	2.73	109		3.7		20	40 - 140

FORM III PCB

3E

WATER PCB MATRIX SPIKE/MATRIX SPIKE DUPLICATE RECOVERY

Lab Name: Phoenix Environmental Client: NETC

Lab Code: Phoenix Case No.: SAS No.: SDG No.: GBY76292

Matrix Spike - Client Id.: BB-2 MS Lab Id: BY76293 MS

COMPOUND	SPIKE ADDED (ug/Kg)	SAMPLE CONCENTRATION (ug/Kg)	MS CONC (ug/Kg)	MS % REC	#	QC. LIMITS REC.
Aroclor-1016	2.35	0	2.31	98		40 - 140
Aroclor-1260	2.35	0	2.30	98		40 - 140

COMPOUND	SPIKE ADDED (ug/Kg)	MSD CONC (ug/Kg)	MSD % REC	#	% RPD	#	QC LIMITS RPD	QC LIMITS REC.
Aroclor-1016	2.35	2.19	93		5.2		20	40 - 140
Aroclor-1260	2.35	2.23	95		3.1		20	40 - 140

FORM III PCB

3E

WATER PCB LCS SPIKE/LCS SPIKE DUPLICATE RECOVERY

Lab Name: Phoenix Environmental Client: NETC

Lab Code: Phoenix Case No.: SAS No.: SDG No.: GBY76292

LCS Spike - Client Id.: BY76573 LCS Lab Id: BY76573 LCS

COMPOUND	SPIKE ADDED (ug/Kg)		LCS CONC (ug/Kg)	LCS % REC	#	QC. LIMITS REC.
Aroclor-1016	2.50		1.86	75		40 - 140
Aroclor-1260	2.50		2.05	82		40 - 140

COMPOUND	SPIKE ADDED (ug/Kg)	LCSD CONC (ug/Kg)	LCSD % REC	#	% RPD	#	QC LIMITS RPD	QC LIMITS REC.
Aroclor-1016	2.50	2.16	86		13.7		20	40 - 140
Aroclor-1260	2.50	2.35	94		13.6		20	40 - 140

FORM III PCB

4C

PCB METHOD BLANK SUMMARY

CLIENT SAMPLE NO

BY76293 BL

Lab Name: Phoenix Environmental Client: NETC

Lab Code: Phoenix Case No.: SAS No.: SDG No.: GBY76292

Lab Sample ID: BY76293 BL Lab File ID: 802A021

Matrix: (soil/water) WATER Extraction:(SepF/Cont/Sonc) Unknown

Sulfur Cleanup:(Y/N) N Date Extracted: 08/01/17

Date Analyzed (1): 08/02/17 Date Analyzed (2): 08/02/17

Time Analyzed (1): 18:58 Time Analyzed (2): 18:58

Instrument ID (1): CL_ECD1 Instrument ID (2): CL_ECD1

GC Col.(1): RTX-440 ID: 0.32 (mm) GC Col.(2): Rxi-Sil MS ID: 0.32 (mm)

THIS METHOD BLANK APPLIES TO THE FOLLOWING SAMPLES, MS AND MSD:

	CLIENT SAMPLE NO.	LAB SAMPLE ID	DATE ANALYZED 1	DATE ANALYZED 2
01	BY76293 LCS	BY76293 LCS	08/02/17	08/02/17
02	BY76293 LCSD	BY76293 LCSD	08/02/17	08/02/17
03	BB-2 MS	BY76293 MS	08/02/17	08/02/17
04	BB-2 MSD	BY76293 MSD	08/02/17	08/02/17
05	BB-2	BY76293	08/02/17	08/02/17
06	BB-2 DUP	BY76294	08/03/17	08/03/17
07	MW-6	BY76296	08/03/17	08/03/17
08	B4-1	BY76298	08/03/17	08/03/17
09	NW-1	BY76299	08/03/17	08/03/17
10				
11				
12				
13				
14				
15				
16				
17				
18				
19				
20				
21				
22				
23				
24				
25				

COMMENTS:

FORM IV PCB

4C

PCB METHOD BLANK SUMMARY

CLIENT SAMPLE NO

BY76573 BL

Lab Name: Phoenix Environmental Client: NETC

Lab Code: Phoenix Case No.: SAS No.: SDG No.: GBY76292

Lab Sample ID: BY76573 BL Lab File ID: 802A064

Matrix: (soil/water) WATER Extraction:(SepF/Cont/Sonc) SepF

Sulfur Cleanup:(Y/N) N Date Extracted: 08/02/17

Date Analyzed (1): 08/03/17 Date Analyzed (2): 08/03/17

Time Analyzed (1): 15:11 Time Analyzed (2): 15:11

Instrument ID (1): ECD1 Instrument ID (2): ECD1

GC Col.(1): RTX-440 ID: 0.32 (mm) GC Col.(2): Rxi-35sil MS ID: 0.32 (mm)

THIS METHOD BLANK APPLIES TO THE FOLLOWING SAMPLES, MS AND MSD:

	CLIENT SAMPLE NO.	LAB SAMPLE ID	DATE ANALYZED 1	DATE ANALYZED 2
01	BY76573 LCS	BY76573 LCS	08/03/17	08/03/17
02	BY76573 LCSD	BY76573 LCSD	08/03/17	08/03/17
03	NE-1	BY76297	08/03/17	08/03/17
04				
05				
06				
07				
08				
09				
10				
11				
12				
13				
14				
15				
16				
17				
18				
19				
20				
21				
22				
23				
24				
25				

COMMENTS:

FORM IV PCB

8B
PCB ANALYTICAL SEQUENCE

Lab Name: Phoenix Environmental Labs Client: NETC

Lab Code: Phoenix Case No.: SAS No.: SDG No.: GBY76292

Lab File Id: 725A025 Date Analyzed: 07/25/17

Instrument ID: CL_ECD1 Time Analyzed: 20:31

GC Col A: RTX-440 ID: 0.32

1-Bromo-2-Nitrobenze	INTERNAL STD AREA #	RT #
12 HOUR STD	737417	2.59
UPPER LIMIT	1511704	3.09
LOWER LIMIT	365021	2.09

	CLIENT ID	LAB ID	FILE ID	INTERNAL STD AREA	RT	DATE ANALYZED	TIME ANALYZED
01	mix 1200;13h	mix 1200;13h	725A022	683225	2.59	07/25/17	20:31
02	mix 1000;13e	mix 1000;13e	725A023	658201	2.59	07/25/17	20:53
03	mix 800;13d	mix 800;13d	725A024	630171	2.59	07/25/17	21:14
04	mix 600;15c	mix 600;15c	725A025	737417	2.59	07/25/17	21:36
05	mix 400;13b	mix 400;13b	725A026	679211	2.59	07/25/17	21:58
06	mix 200;13a	mix 200;13a	725A027	689258	2.59	07/25/17	22:20
07	mix 100;12z	mix 100;12z	725A028	687443	2.59	07/25/17	22:42
08	mix 50;13i	mix 50;13i	725A029	692415	2.59	07/25/17	23:03
09							
10							
11							
12							
13							
14							
15							
16							
17							
18							
19							
20							
21							
22							
23							
24							
25							
26							

AREA UPPER LIMIT = +100% of internal standard area
AREA LOWER LIMIT = - 50% of internal standard area
RT UPPER LIMIT = +0.50 minutes of internal standard RT
RT LOWER LIMIT = -0.50 minutes of internal standard RT

Column used to flag internal standard area values with an asterisk.
* Values outside of QC limits.

FORM VIII PCB

8B
PCB ANALYTICAL SEQUENCE

Lab Name: Phoenix Environmental Labs Client: NETC

Lab Code: Phoenix Case No.: SAS No.: SDG No.: GBY76292

Lab File Id: 725B025 Date Analyzed: 07/25/17

Instrument ID: CL_ECD1 Time Analyzed: 21:58

GC Col B: Rxi-Sil MS ID: 0.32

1-Bromo-2-Nitrobenze	INTERNAL STD AREA #	RT #
12 HOUR STD	756287	3.21
UPPER LIMIT	1550389	3.71
LOWER LIMIT	374362	2.71

	CLIENT ID	LAB ID	FILE ID	INTERNAL STD AREA	RT	DATE ANALYZED	TIME ANALYZED
01	mix 1200;13h	mix 1200;13h	725B022	701471	3.21	07/25/17	20:31
02	mix 1000;13e	mix 1000;13e	725B023	677025	3.21	07/25/17	20:53
03	mix 800;13d	mix 800;13d	725B024	679674	3.21	07/25/17	21:14
04	mix 600;15c	mix 600;15c	725B025	756287	3.21	07/25/17	21:36
05	mix 400;13b	mix 400;13b	725B026	696281	3.21	07/25/17	21:58
06	mix 200;13a	mix 200;13a	725B027	703212	3.21	07/25/17	22:20
07	mix 100;12z	mix 100;12z	725B028	703505	3.21	07/25/17	22:42
08	mix 50;13i	mix 50;13i	725B029	709380	3.21	07/25/17	23:03
09							
10							
11							
12							
13							
14							
15							
16							
17							
18							
19							
20							
21							
22							
23							
24							
25							
26							

AREA UPPER LIMIT = +100% of internal standard area
AREA LOWER LIMIT = - 50% of internal standard area
RT UPPER LIMIT = +0.50 minutes of internal standard RT
RT LOWER LIMIT = -0.50 minutes of internal standard RT

Column used to flag internal standard area values with an asterisk.
* Values outside of QC limits.

FORM VIII PCB

8B
PCB ANALYTICAL SEQUENCE

Lab Name: Phoenix Environmental Labs Client: NETC

Lab Code: Phoenix Case No.: SAS No.: SDG No.: GBY76292

Lab File Id: 802A019 Date Analyzed: 08/02/17

Instrument ID: CL_ECD1 Time Analyzed: 18:58

GC Col A: RTX-440 ID: 0.32

1-Bromo-2-Nitrobenze	INTERNAL STD AREA #	RT #
12 HOUR STD	775194	2.59
UPPER LIMIT	1589147	3.09
LOWER LIMIT	383721	2.09

	CLIENT ID	LAB ID	FILE ID	INTERNAL STD AREA	RT	DATE ANALYZED	TIME ANALYZED
01	HEX	HEX	802A018	753997	2.59	08/02/17	15:27
02	MIX 600;15Y	MIX 600;15Y	802A019	775194	2.59	08/02/17	15:49
03	BY76293 BL	BY76293 BL	802A021	862530	2.59	08/02/17	18:58
04	BY76293 LCS	BY76293 LCS	802A022	777276	2.60	08/02/17	19:20
05	BY76293 LCSD	BY76293 LCSD	802A023	766469	2.59	08/02/17	19:42
06	BB-2 MS	BY76293 MS	802A024	802991	2.59	08/02/17	20:04
07	BB-2 MSD	BY76293 MSD	802A025	754904	2.59	08/02/17	20:26
08	HEX	HEX	802A031	824918	2.59	08/02/17	22:39
09							
10							
11							
12							
13							
14							
15							
16							
17							
18							
19							
20							
21							
22							
23							
24							
25							
26							

AREA UPPER LIMIT = +100% of internal standard area
AREA LOWER LIMIT = - 50% of internal standard area
RT UPPER LIMIT = +0.50 minutes of internal standard RT
RT LOWER LIMIT = -0.50 minutes of internal standard RT

Column used to flag internal standard area values with an asterisk.
* Values outside of QC limits.

FORM VIII PCB

8B
PCB ANALYTICAL SEQUENCE

Lab Name: Phoenix Environmental Labs Client: NETC

Lab Code: Phoenix Case No.: SAS No.: SDG No.: GBY76292

Lab File Id: 802A032 Date Analyzed: 08/02/17

Instrument ID: CL_ECD1 Time Analyzed: 23:45

GC Col A: RTX-440 ID: 0.32

1-Bromo-2-Nitrobenze	INTERNAL STD AREA #	RT #
12 HOUR STD	745851	2.59
UPPER LIMIT	1528995	3.09
LOWER LIMIT	369196	2.09

	CLIENT ID	LAB ID	FILE ID	INTERNAL STD AREA	RT	DATE ANALYZED	TIME ANALYZED
01	MIX 600;15Y	MIX 600;15Y	802A032	745851	2.59	08/02/17	23:01
02	BB-2	BY76293	802A034	869856	2.59	08/02/17	23:45
03	BB-2 DUP	BY76294	802A035	867705	2.59	08/03/17	00:07
04	MW-6	BY76296	802A036	759258	2.59	08/03/17	00:29
05	B4-1	BY76298	802A037	997733	2.59	08/03/17	00:51
06	NW-1	BY76299	802A038	833406	2.59	08/03/17	01:13
07	HEX	HEX	802A043	935215	2.59	08/03/17	03:03
08	MIX 600;15W	MIX 600;15W	802A044	777706	2.59	08/03/17	03:25
09							
10							
11							
12							
13							
14							
15							
16							
17							
18							
19							
20							
21							
22							
23							
24							
25							
26							

AREA UPPER LIMIT = +100% of internal standard area
AREA LOWER LIMIT = - 50% of internal standard area
RT UPPER LIMIT = +0.50 minutes of internal standard RT
RT LOWER LIMIT = -0.50 minutes of internal standard RT

Column used to flag internal standard area values with an asterisk.
* Values outside of QC limits.

FORM VIII PCB

8B
PCB ANALYTICAL SEQUENCE

Lab Name: Phoenix Environmental Labs Client: NETC

Lab Code: Phoenix Case No.: SAS No.: SDG No.: GBY76292

Lab File Id: 802B019 Date Analyzed: 08/02/17

Instrument ID: CL_ECD1 Time Analyzed: 18:58

GC Col B: Rxi-Sil MS ID: 0.32

1-Bromo-2-Nitrobenze	INTERNAL STD AREA #	RT #
12 HOUR STD	757334	3.21
UPPER LIMIT	1552536	3.71
LOWER LIMIT	374881	2.71

	CLIENT ID	LAB ID	FILE ID	INTERNAL STD AREA	RT	DATE ANALYZED	TIME ANALYZED
01	HEX	HEX	802B018	768017	3.19	08/02/17	15:27
02	MIX 600;15Y	MIX 600;15Y	802B019	757334	3.21	08/02/17	15:49
03	BY76293 BL	BY76293 BL	802B021	793963	3.22	08/02/17	18:58
04	BY76293 LCS	BY76293 LCS	802B022	730521	3.22	08/02/17	19:20
05	BY76293 LCSD	BY76293 LCSD	802B023	721667	3.21	08/02/17	19:42
06	BB-2 MS	BY76293 MS	802B024	748867	3.22	08/02/17	20:04
07	BB-2 MSD	BY76293 MSD	802B025	705861	3.22	08/02/17	20:26
08	HEX	HEX	802B031	804386	3.22	08/02/17	22:39
09							
10							
11							
12							
13							
14							
15							
16							
17							
18							
19							
20							
21							
22							
23							
24							
25							
26							

AREA UPPER LIMIT = +100% of internal standard area
AREA LOWER LIMIT = - 50% of internal standard area
RT UPPER LIMIT = +0.50 minutes of internal standard RT
RT LOWER LIMIT = -0.50 minutes of internal standard RT

Column used to flag internal standard area values with an asterisk.
* Values outside of QC limits.

FORM VIII PCB

8B
PCB ANALYTICAL SEQUENCE

Lab Name: Phoenix Environmental Labs Client: NETC

Lab Code: Phoenix Case No.: SAS No.: SDG No.: GBY76292

Lab File Id: 802B032 Date Analyzed: 08/02/17

Instrument ID: CL_ECD1 Time Analyzed: 23:45

GC Col B: Rxi-Sil MS ID: 0.32

1-Bromo-2-Nitrobenze	INTERNAL STD AREA #	RT #
12 HOUR STD	717849	3.22
UPPER LIMIT	1471591	3.72
LOWER LIMIT	355335	2.72

	CLIENT ID	LAB ID	FILE ID	INTERNAL STD AREA	RT	DATE ANALYZED	TIME ANALYZED
01	MIX 600;15Y	MIX 600;15Y	802B032	717849	3.22	08/02/17	23:01
02	BB-2	BY76293	802B034	820673	3.22	08/02/17	23:45
03	BB-2 DUP	BY76294	802B035	799991	3.22	08/03/17	00:07
04	MW-6	BY76296	802B036	797428	3.21	08/03/17	00:29
05	B4-1	BY76298	802B037	922020	3.22	08/03/17	00:51
06	NW-1	BY76299	802B038	778404	3.21	08/03/17	01:13
07	HEX	HEX	802B043	843861	3.22	08/03/17	03:03
08	MIX 600;15W	MIX 600;15W	802B044	712301	3.21	08/03/17	03:25
09							
10							
11							
12							
13							
14							
15							
16							
17							
18							
19							
20							
21							
22							
23							
24							
25							
26							

AREA UPPER LIMIT = +100% of internal standard area
AREA LOWER LIMIT = - 50% of internal standard area
RT UPPER LIMIT = +0.50 minutes of internal standard RT
RT LOWER LIMIT = -0.50 minutes of internal standard RT

Column used to flag internal standard area values with an asterisk.
* Values outside of QC limits.

FORM VIII PCB

8B
PCB ANALYTICAL SEQUENCE

Lab Name: Phoenix Environmental Labs Client: NETC

Lab Code: Phoenix Case No.: SAS No.: SDG No.: GBY76292

Lab File Id: 718A021 Date Analyzed: 07/18/17

Instrument ID: ECD1 Time Analyzed: 18:33

GC Col A: ID:

1-Bromo-2-Nitrobenze	INTERNAL STD AREA #	RT #
12 HOUR STD	1296808	2.74
UPPER LIMIT	2658455	3.24
LOWER LIMIT	641920	2.24

	CLIENT ID	LAB ID	FILE ID	INTERNAL STD AREA	RT	DATE ANALYZED	TIME ANALYZED
01	mix 1200;13h	mix 1200;13h	718A018	1198325	2.74	07/18/17	18:33
02	mix 1000;13e	mix 1000;13e	718A019	1203960	2.74	07/18/17	18:56
03	mix 800;13d	mix 800;13d	718A020	1174394	2.74	07/18/17	19:18
04	mix 600;14p	mix 600;14p	718A021	1296808	2.74	07/18/17	19:40
05	mix 400;13b	mix 400;13b	718A022	1263620	2.73	07/18/17	20:02
06	mix 200;13a	mix 200;13a	718A023	1202433	2.74	07/18/17	20:24
07	mix 100;12z	mix 100;12z	718A024	1247743	2.74	07/18/17	20:46
08	mix 50;13i	mix 50;13i	718A025	1207947	2.74	07/18/17	21:08
09							
10							
11							
12							
13							
14							
15							
16							
17							
18							
19							
20							
21							
22							
23							
24							
25							
26							

AREA UPPER LIMIT = +100% of internal standard area
AREA LOWER LIMIT = - 50% of internal standard area
RT UPPER LIMIT = +0.50 minutes of internal standard RT
RT LOWER LIMIT = -0.50 minutes of internal standard RT

Column used to flag internal standard area values with an asterisk.
* Values outside of QC limits.

FORM VIII PCB

8B
PCB ANALYTICAL SEQUENCE

Lab Name: Phoenix Environmental Labs Client: NETC

Lab Code: Phoenix Case No.: SAS No.: SDG No.: GBY76292

Lab File Id: 718B021 Date Analyzed: 07/18/17

Instrument ID: ECD1 Time Analyzed: 18:33

GC Col B: ID:

1-Bromo-2-Nitrobenze	INTERNAL STD AREA #	RT #
12 HOUR STD	924924	3.45
UPPER LIMIT	1896095	3.95
LOWER LIMIT	457838	2.95

	CLIENT ID	LAB ID	FILE ID	INTERNAL STD AREA	RT	DATE ANALYZED	TIME ANALYZED
01	mix 1200;13h	mix 1200;13h	718B018	870864	3.45	07/18/17	18:33
02	mix 1000;13e	mix 1000;13e	718B019	883895	3.44	07/18/17	18:56
03	mix 800;13d	mix 800;13d	718B020	861946	3.45	07/18/17	19:18
04	mix 600;14p	mix 600;14p	718B021	924924	3.45	07/18/17	19:40
05	mix 400;13b	mix 400;13b	718B022	919902	3.44	07/18/17	20:02
06	mix 200;13a	mix 200;13a	718B023	858199	3.45	07/18/17	20:24
07	mix 100;12z	mix 100;12z	718B024	878145	3.45	07/18/17	20:46
08	mix 50;13i	mix 50;13i	718B025	853856	3.45	07/18/17	21:08
09							
10							
11							
12							
13							
14							
15							
16							
17							
18							
19							
20							
21							
22							
23							
24							
25							
26							

AREA UPPER LIMIT = +100% of internal standard area
AREA LOWER LIMIT = - 50% of internal standard area
RT UPPER LIMIT = +0.50 minutes of internal standard RT
RT LOWER LIMIT = -0.50 minutes of internal standard RT

Column used to flag internal standard area values with an asterisk.
* Values outside of QC limits.

FORM VIII PCB

8B
PCB ANALYTICAL SEQUENCE

Lab Name: Phoenix Environmental Labs Client: NETC

Lab Code: Phoenix Case No.: SAS No.: SDG No.: GBY76292

Lab File Id: 802A063 Date Analyzed: 08/03/17

Instrument ID: ECD1 Time Analyzed: 19:57

GC Col A: RTX-440 ID: 0.32

1-Bromo-2-Nitrobenze	INTERNAL STD AREA #	RT #
12 HOUR STD	1486355	2.72
UPPER LIMIT	3047028	3.22
LOWER LIMIT	735746	2.22

	CLIENT ID	LAB ID	FILE ID	INTERNAL STD AREA	RT	DATE ANALYZED	TIME ANALYZED
01	hex	hex	802A062	1606443	2.71	08/03/17	14:27
02	mix 600;15y	mix 600;15y	802A063	1486355	2.72	08/03/17	14:49
03	BY76573 BL	BY76573 BL	802A064	1405855	2.72	08/03/17	15:11
04	BY76573 LCS	BY76573 LCS	802A065	1380168	2.71	08/03/17	15:33
05	BY76573 LCSD	BY76573 LCSD	802A066	1439033	2.72	08/03/17	15:55
06	NE-1	BY76297	802A077	1487559	2.72	08/03/17	19:57
07	hex	hex	802A086	1638150	2.72	08/03/17	23:16
08	mix 600;15y	mix 600;15y	802A087	1511987	2.71	08/03/17	23:38
09							
10							
11							
12							
13							
14							
15							
16							
17							
18							
19							
20							
21							
22							
23							
24							
25							
26							

AREA UPPER LIMIT = +100% of internal standard area
AREA LOWER LIMIT = - 50% of internal standard area
RT UPPER LIMIT = +0.50 minutes of internal standard RT
RT LOWER LIMIT = -0.50 minutes of internal standard RT

Column used to flag internal standard area values with an asterisk.
* Values outside of QC limits.

FORM VIII PCB

8B
PCB ANALYTICAL SEQUENCE

Lab Name: Phoenix Environmental Labs Client: NETC

Lab Code: Phoenix Case No.: SAS No.: SDG No.: GBY76292

Lab File Id: 802B063 Date Analyzed: 08/03/17

Instrument ID: ECD1 Time Analyzed: 19:57

GC Col B: Rxi-35sil MS ID: 0.32

1-Bromo-2-Nitrobenze	INTERNAL STD AREA #	RT #
12 HOUR STD	895706	3.41
UPPER LIMIT	1836197	3.91
LOWER LIMIT	443374	2.91

	CLIENT ID	LAB ID	FILE ID	INTERNAL STD AREA	RT	DATE ANALYZED	TIME ANALYZED
01	hex	hex	802B062	1064307	3.39	08/03/17	14:27
02	mix 600;15y	mix 600;15y	802B063	895706	3.41	08/03/17	14:49
03	BY76573 BL	BY76573 BL	802B064	944112	3.41	08/03/17	15:11
04	BY76573 LCS	BY76573 LCS	802B065	880414	3.40	08/03/17	15:33
05	BY76573 LCSD	BY76573 LCSD	802B066	910182	3.41	08/03/17	15:55
06	NE-1	BY76297	802B077	897669	3.41	08/03/17	19:57
07	hex	hex	802B086	1008328	3.40	08/03/17	23:16
08	mix 600;15y	mix 600;15y	802B087	879547	3.40	08/03/17	23:38
09							
10							
11							
12							
13							
14							
15							
16							
17							
18							
19							
20							
21							
22							
23							
24							
25							
26							

AREA UPPER LIMIT = +100% of internal standard area
AREA LOWER LIMIT = - 50% of internal standard area
RT UPPER LIMIT = +0.50 minutes of internal standard RT
RT LOWER LIMIT = -0.50 minutes of internal standard RT

Column used to flag internal standard area values with an asterisk.
* Values outside of QC limits.

FORM VIII PCB

1D

PCB ORGANICS ANALYSIS DATA SHEET

CLIENT SAMPLE NO.

BB-2

Lab Name: Phoenix Environmental Client: NETC

Lab Code: Phoenix Instr: CL_ECD1 Column.: RTX-440 0.32 SDG No.: GBY76292

Matrix: (soil/water) WATER Lab Sample ID: BY76293

Sample wt/vol: 1065 (g/mL) mL Lab File ID: 802A034

% Moisture: n.a. decanted: (Y/N) N Date Received: 08/01/17

Extraction: (SepF/Cont/ASE) SepF Date Extracted: 08/01/17

Concentrated Extract Volume: 1000 (uL) Date Analyzed: 08/02/17

Injection Volume: 1 (uL) Dilution Factor: 1

CONCENTRATION UNITS:
(mg/L or mg/Kg) ug/L

CAS NO.	COMPOUND	CF	CONC	P/C	Q	MDL	PQL
12674-11-2	Aroclor-1016	MC	0.094	C	U	0.094	0.094
11104-28-2	Aroclor-1221	MC	0.094	C	U	0.094	0.094
11141-16-5	Aroclor-1232	MC	0.094	C	U	0.094	0.094
53469-21-9	Aroclor-1242	MC	0.094	C	U	0.094	0.094
12672-29-6	Aroclor-1248	MC	0.094	C	U	0.094	0.094
11097-69-1	Aroclor-1254	MC	0.094	C	U	0.094	0.094
11096-82-5	Aroclor-1260	MC	0.094	C	U	0.094	0.094
37324-23-5	Aroclor-1262	MC	0.094	C	U	0.094	0.094
11100-14-4	Aroclor-1268	MC	0.094	C	U	0.094	0.094
2051-24-3	Decachlorobiphenyl	1.674	69	C		%	%
877-09-8	Tetrachloro-m-xylene	1.608	71	C		%	%

11100-14-4 Sample PQL Calc: (100raw * 1df * 1fv) / (1065wt-vol * 1.00%sol) = 0.094

Both channels need to have the compound detected for a concentration to be reported on either channel.
U1=Due to matrix interference and/or the presence of a large amount of non-target material, the reporting level for this compound has been elevated.
U2=The presence of this compound was not confirmed by the analyst based on the characteristic pattern matching of multi-component parameters, retention time, and/or peak shape.

P/C: P=Primary Result C=Confirmation Result X=Not Used CF=Calculated Calibration/Response Factor MC=Multi-Component

1D

PCB ORGANICS ANALYSIS DATA SHEET

CLIENT SAMPLE NO.

BB-2

Lab Name: Phoenix Environmental Client: NETC

Lab Code: Phoenix Instr: CL_ECD1 Column.: Rxi-Sil MS 0.32 SDG No.: GBY76292

Matrix: (soil/water) WATER Lab Sample ID: BY76293

Sample wt/vol: 1065 (g/mL) mL Lab File ID: 802B034

% Moisture: n.a. decanted: (Y/N) N Date Received: 08/01/17

Extraction: (SepF/Cont/ASE) SepF Date Extracted: 08/01/17

Concentrated Extract Volume: 1000 (uL) Date Analyzed: 08/02/17

Injection Volume: 1 (uL) Dilution Factor: 1

CONCENTRATION UNITS:
(mg/L or mg/Kg) ug/L

CAS NO.	COMPOUND	CF	CONC	P/C	Q	MDL	PQL
12674-11-2	Aroclor-1016	MC	0.094	P	U	0.094	0.094
11104-28-2	Aroclor-1221	MC	0.094	P	U	0.094	0.094
11141-16-5	Aroclor-1232	MC	0.094	P	U	0.094	0.094
53469-21-9	Aroclor-1242	MC	0.094	P	U	0.094	0.094
12672-29-6	Aroclor-1248	MC	0.094	P	U	0.094	0.094
11097-69-1	Aroclor-1254	MC	0.094	P	U	0.094	0.094
11096-82-5	Aroclor-1260	MC	0.094	P	U	0.094	0.094
37324-23-5	Aroclor-1262	MC	0.094	P	U	0.094	0.094
11100-14-4	Aroclor-1268	MC	0.094	P	U	0.094	0.094
2051-24-3	Decachlorobiphenyl	1.266	71	P		%	%
877-09-8	Tetrachloro-m-xylene	1.791	70	P		%	%

11100-14-4 Sample PQL Calc: (100raw * 1df * 1fv) / (1065wt-vol * 1.00%sol) = 0.094

Both channels need to have the compound detected for a concentration to be reported on either channel.
U1=Due to matrix interference and/or the presence of a large amount of non-target material, the reporting level for this compound has been elevated.
U2=The presence of this compound was not confirmed by the analyst based on the characteristic pattern matching of multi-component parameters, retention time, and/or peak shape.

P/C: P=Primary Result C=Confirmation Result X=Not Used CF=Calculated Calibration/Response Factor MC=Multi-Component

Client Id: BB-2

Software Version: 4.1<1L22>
Date: 8/3/2017 10:45 AM
Sample Name : 76293 1X
Data File : E:\TC2017\CL_ECD1\08-AUG\802A034.RAW Date: 8/2/2017 11:45 PM
Sequence File: E:\TC2017\CL_ECD1\08-AUG\PCBSEQ.SEQ Cycle: 38 Channel : A
Instrument : CL_ECD1 Rack/Vial: 0/31 Operator:
Sample Amount : 1.0000 Dilution Factor : 1.00

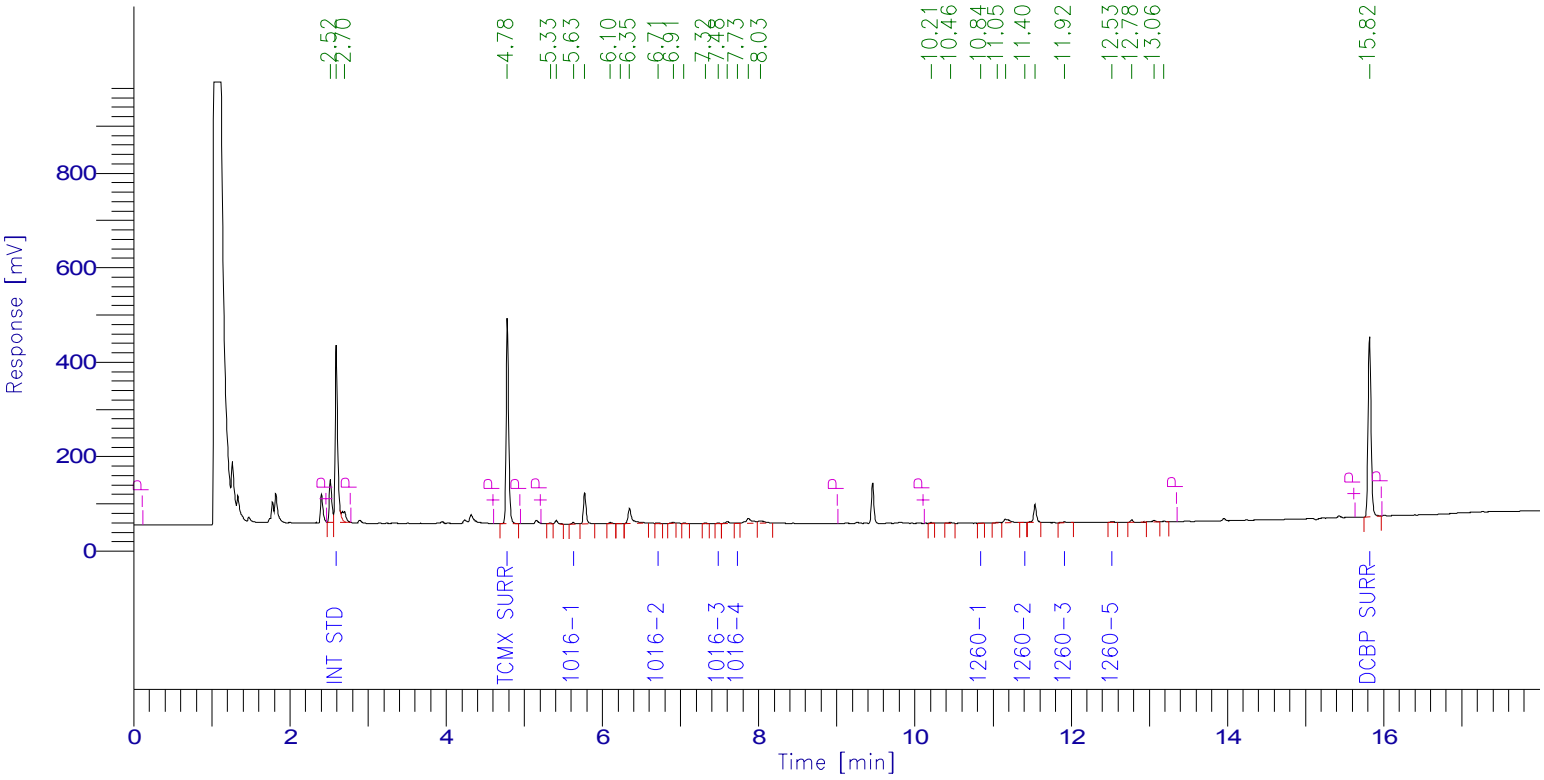

PCB Report

Time [min]	Component Name	Raw Amount	Area [µV·s]	Surrogate SM/WM	Surrogate QC / SL	Spike Rec Soils (%)	Spike Rec Water (%)
2.593	Int Std	100.0000	869856.03	250.0000	100.0000	40.0000	20.0000
4.783	TCMX SURR	71.4136	998972.13	178.5339	71.4136	28.5654	14.2827
5.628	1016-1	21.7214	7509.43	54.3035	21.7214	8.6886	4.3443
6.710	1016-2	6.5399	3057.26	16.3498	6.5399	2.6160	1.3080
7.483	1016-3	1.1988	1679.26	2.9970	1.1988	0.4795	0.2398
7.731	1016-4	6.9383	3106.85	17.3458	6.9383	2.7753	1.3877
8.414	1016-5	0.0000	0.00	0.0000	0.0000	0.0000	0.0000
10.838	1260-1	2.1223	1661.33	5.3057	2.1223	0.8489	0.4245
11.403	1260-2	2.8029	3507.41	7.0072	2.8029	1.1211	0.5606
11.917	1260-3	4.5497	5529.95	11.3744	4.5497	1.8199	0.9099
12.090	1260-4	0.0000	0.00	0.0000	0.0000	0.0000	0.0000
12.525	1260-5	8.2734	5336.39	20.6836	8.2734	3.3094	1.6547
15.818	DCBP SURR	69.2019	1007660.69	173.0047	69.2019	27.6808	13.8404
		294.7623	2907876.72				

Client Id: BB-2

Software Version: 4.1<1L22>
Date: 8/3/2017 10:46 AM
Sample Name : 76293 1X
Data File : E:\TC2017\CL_ECD1\08-AUG\802B034.RAW Date: 8/2/2017 11:45 PM
Sequence File: E:\TC2017\CL_ECD1\08-AUG\PCBSEQ.SEQ Cycle: 38 Channel : B
Instrument : CL_ECD1 Rack/Vial: 0/31 Operator:
Sample Amount : 1.0000 Dilution Factor : 1.00

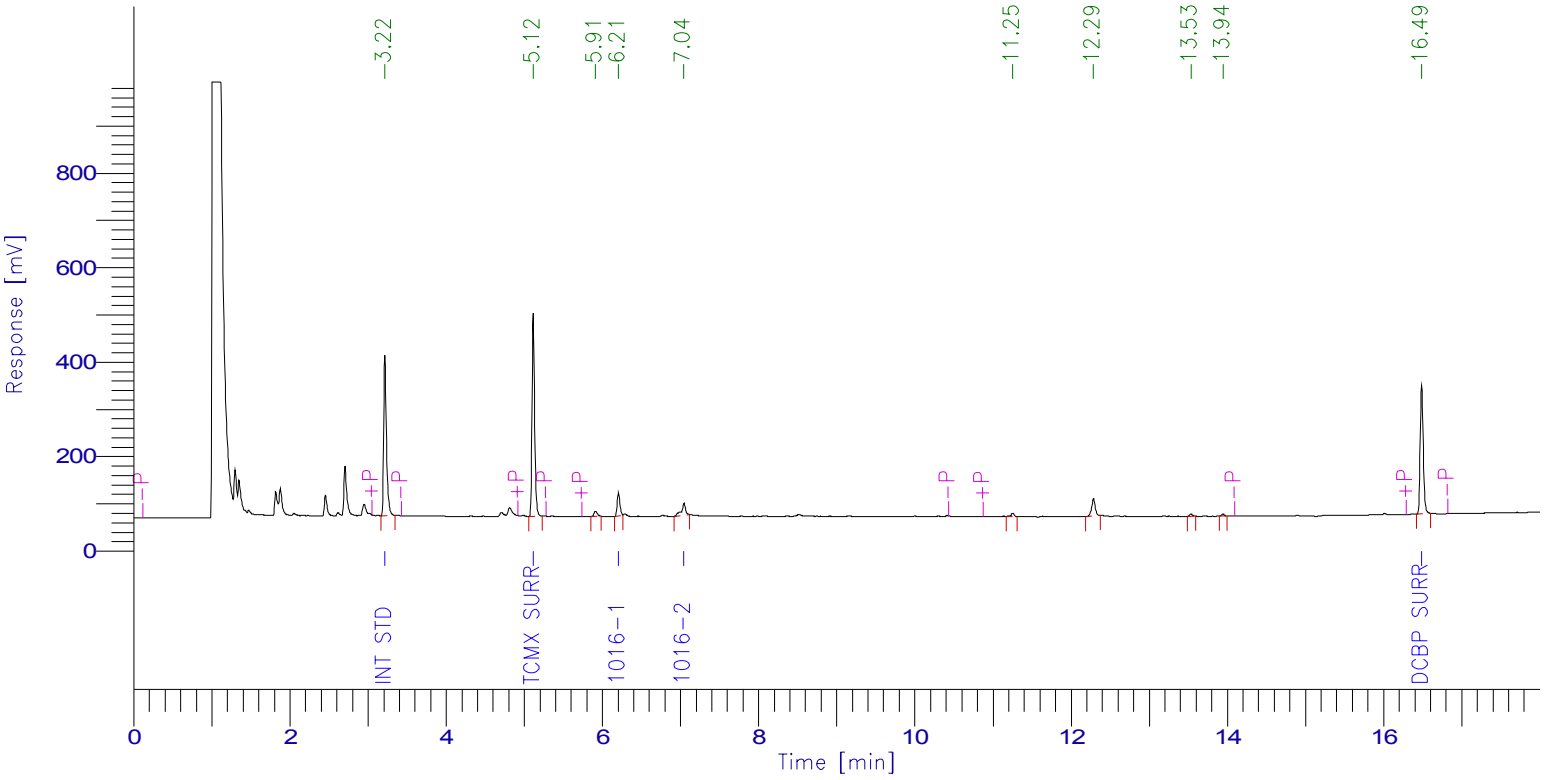

PCB Report

Time [min]	Component Name	Raw Amount	Area [µV·s]	Surrogate SM/WM	Surrogate QC / SL	Spike Rec Soils (%)	Spike Rec Water (%)
3.216	Int Std	100.0000	820672.58	250.0000	100.0000	40.0000	20.0000
5.115	TCMX SURR	69.7701	1025629.65	174.4251	69.7701	27.9080	13.9540
6.206	1016-1	287.6967	114390.03	719.2418	287.6967	115.0787	57.5393
7.044	1016-2	114.4203	89951.86	286.0507	114.4203	45.7681	22.8841
8.027	1016-3	0.0000	0.00	0.0000	0.0000	0.0000	0.0000
8.226	1016-4	0.0000	0.00	0.0000	0.0000	0.0000	0.0000
9.152	1016-5	0.0000	0.00	0.0000	0.0000	0.0000	0.0000
11.474	1260-1	0.0000	0.00	0.0000	0.0000	0.0000	0.0000
11.831	1260-2	0.0000	0.00	0.0000	0.0000	0.0000	0.0000
12.641	1260-3	0.0000	0.00	0.0000	0.0000	0.0000	0.0000
12.746	1260-4	0.0000	0.00	0.0000	0.0000	0.0000	0.0000
13.205	1260-5	0.0000	0.00	0.0000	0.0000	0.0000	0.0000
16.486	DCBP SURR	71.0711	738487.15	177.6777	71.0711	28.4284	14.2142
		642.9581	2789131.26				

1D

PCB ORGANICS ANALYSIS DATA SHEET

CLIENT SAMPLE NO.

BB-2 DUP

Lab Name: Phoenix Environmental Client: NETC

Lab Code: Phoenix Instr: CL_ECD1 Column.: RTX-440 0.32 SDG No.: GBY76292

Matrix: (soil/water) WATER Lab Sample ID: BY76294

Sample wt/vol: 1050 (g/mL) mL Lab File ID: 802A035

% Moisture: n.a. decanted: (Y/N) N Date Received: 08/01/17

Extraction: (SepF/Cont/ASE) SepF Date Extracted: 08/01/17

Concentrated Extract Volume: 1000 (uL) Date Analyzed: 08/03/17

Injection Volume: 1 (uL) Dilution Factor: 1

CONCENTRATION UNITS:
(mg/L or mg/Kg) ug/L

CAS NO.	COMPOUND	CF	CONC	P/C	Q	MDL	PQL
12674-11-2	Aroclor-1016	MC	0.095	C	U	0.095	0.095
11104-28-2	Aroclor-1221	MC	0.095	C	U	0.095	0.095
11141-16-5	Aroclor-1232	MC	0.095	C	U	0.095	0.095
53469-21-9	Aroclor-1242	MC	0.095	C	U	0.095	0.095
12672-29-6	Aroclor-1248	MC	0.095	C	U	0.095	0.095
11097-69-1	Aroclor-1254	MC	0.095	C	U	0.095	0.095
11096-82-5	Aroclor-1260	MC	0.095	C	U1	0.095	0.095
37324-23-5	Aroclor-1262	MC	0.095	C	U	0.095	0.095
11100-14-4	Aroclor-1268	MC	0.095	C	U	0.095	0.095
2051-24-3	Decachlorobiphenyl	1.674	61	C		%	%
877-09-8	Tetrachloro-m-xylene	1.608	56	C		%	%

11100-14-4 Sample PQL Calc: (100raw * 1df * 1fv) / (1050wt-vol * 1.00%sol) = 0.095

Both channels need to have the compound detected for a concentration to be reported on either channel.
U1=Due to matrix interference and/or the presence of a large amount of non-target material, the reporting level for this compound has been elevated.
U2=The presence of this compound was not confirmed by the analyst based on the characteristic pattern matching of multi-component parameters, retention time, and/or peak shape.

P/C: P=Primary Result C=Confirmation Result X=Not Used CF=Calculated Calibration/Response Factor MC=Multi-Component

1D

PCB ORGANICS ANALYSIS DATA SHEET

CLIENT SAMPLE NO.

BB-2 DUP

Lab Name: Phoenix Environmental Client: NETC

Lab Code: Phoenix Instr: CL_ECD1 Column.: Rxi-Sil MS 0.32 SDG No.: GBY76292

Matrix: (soil/water) WATER Lab Sample ID: BY76294

Sample wt/vol: 1050 (g/mL) mL Lab File ID: 802B035

% Moisture: n.a. decanted: (Y/N) N Date Received: 08/01/17

Extraction: (SepF/Cont/ASE) SepF Date Extracted: 08/01/17

Concentrated Extract Volume: 1000 (uL) Date Analyzed: 08/03/17

Injection Volume: 1 (uL) Dilution Factor: 1

CONCENTRATION UNITS:
(mg/L or mg/Kg) ug/L

CAS NO.	COMPOUND	CF	CONC	P/C	Q	MDL	PQL
12674-11-2	Aroclor-1016	MC	0.095	P	U	0.095	0.095
11104-28-2	Aroclor-1221	MC	0.095	P	U	0.095	0.095
11141-16-5	Aroclor-1232	MC	0.095	P	U	0.095	0.095
53469-21-9	Aroclor-1242	MC	0.095	P	U	0.095	0.095
12672-29-6	Aroclor-1248	MC	0.095	P	U	0.095	0.095
11097-69-1	Aroclor-1254	MC	0.095	P	U	0.095	0.095
11096-82-5	Aroclor-1260	MC	0.095	P	U1	0.095	0.095
37324-23-5	Aroclor-1262	MC	0.095	P	U	0.095	0.095
11100-14-4	Aroclor-1268	MC	0.095	P	U	0.095	0.095
2051-24-3	Decachlorobiphenyl	1.266	64	P		%	%
877-09-8	Tetrachloro-m-xylene	1.791	53	P		%	%

11100-14-4 Sample PQL Calc: (100raw * 1df * 1fv) / (1050wt-vol * 1.00%sol) = 0.095

Both channels need to have the compound detected for a concentration to be reported on either channel.
U1=Due to matrix interference and/or the presence of a large amount of non-target material, the reporting level for this compound has been elevated.
U2=The presence of this compound was not confirmed by the analyst based on the characteristic pattern matching of multi-component parameters, retention time, and/or peak shape.

P/C: P=Primary Result C=Confirmation Result X=Not Used CF=Calculated Calibration/Response Factor MC=Multi-Component

Client Id: BB-2 DUP

Software Version: 4.1<1L22>
Date: 8/3/2017 10:45 AM
Sample Name : 76294 1X
Data File : E:\TC2017\CL_ECD1\08-AUG\802A035.RAW Date: 8/3/2017 12:07 AM
Sequence File: E:\TC2017\CL_ECD1\08-AUG\PCBSEQ.SEQ Cycle: 39 Channel : A
Instrument : CL_ECD1 Rack/Vial: 0/32 Operator:
Sample Amount : 1.0000 Dilution Factor : 1.00

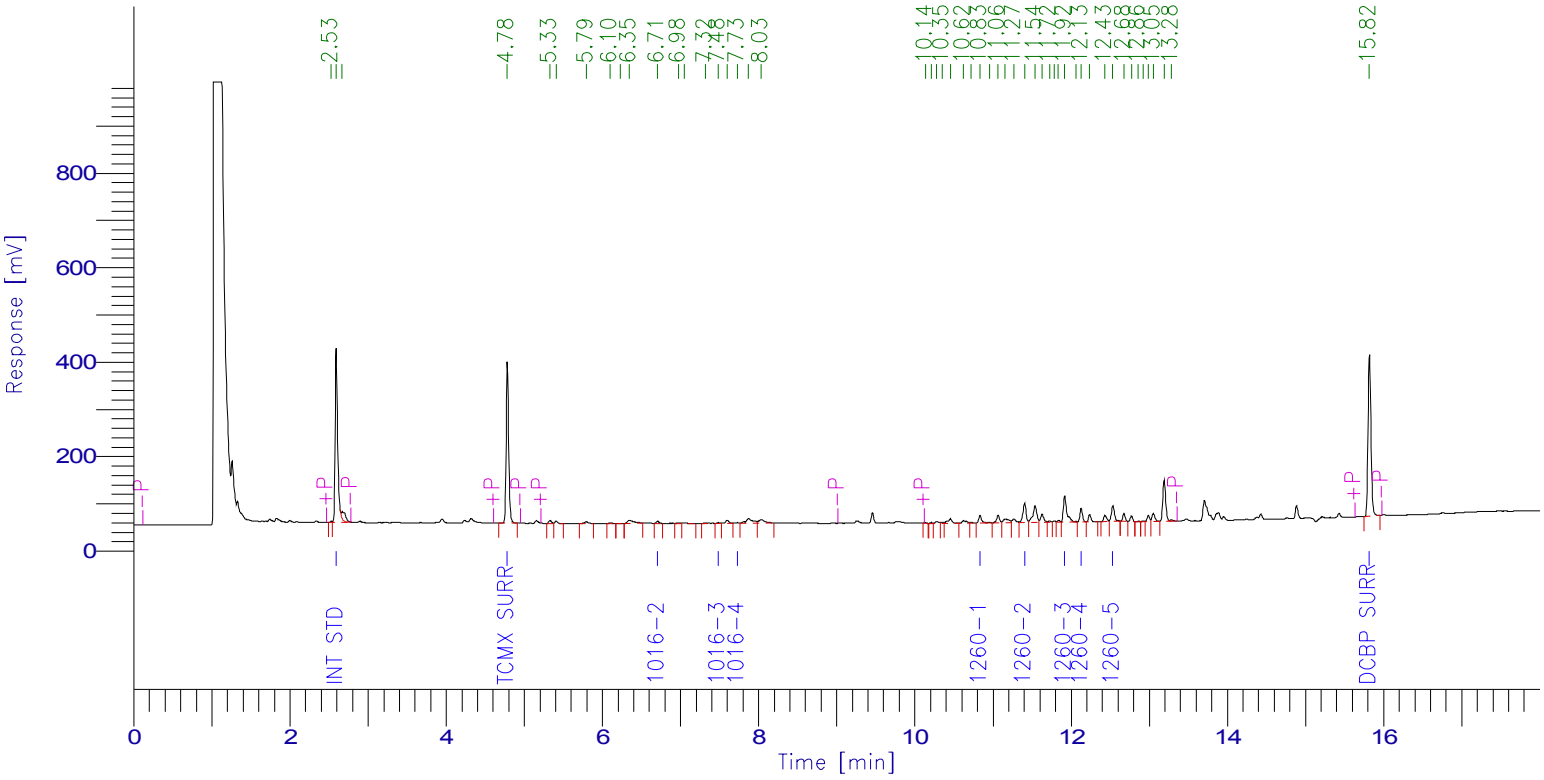

PCB Report

Time [min]	Component Name	Raw Amount	Area [µV·s]	Surrogate SM/WM	Surrogate QC / SL	Spike Rec Soils (%)	Spike Rec Water (%)
2.593	Int Std	100.0000	867704.62	250.0000	100.0000	40.0000	20.0000
4.784	TCMX SURR	55.5320	774891.29	138.8301	55.5320	22.2128	11.1064
5.646	1016-1	0.0000	0.00	0.0000	0.0000	0.0000	0.0000
6.707	1016-2	24.9126	11617.21	62.2814	24.9126	9.9650	4.9825
7.483	1016-3	2.3713	3313.58	5.9284	2.3713	0.9485	0.4743
7.728	1016-4	6.9298	3095.34	17.3244	6.9298	2.7719	1.3860
8.414	1016-5	0.0000	0.00	0.0000	0.0000	0.0000	0.0000
10.833	1260-1	51.2524	40021.05	128.1310	51.2524	20.5010	10.2505
11.403	1260-2	93.2627	116417.23	233.1567	93.2627	37.3051	18.6525
11.917	1260-3	141.9898	172153.54	354.9746	141.9898	56.7959	28.3980
12.127	1260-4	87.5616	69758.90	218.9041	87.5616	35.0247	17.5123
12.533	1260-5	145.6303	93699.65	364.0759	145.6303	58.2521	29.1261
15.817	DCBP SURR	60.9171	884830.85	152.2928	60.9171	24.3668	12.1834
		770.3598	3037503.26				

Client Id: BB-2 DUP

Software Version: 4.1<1L22>
Date: 8/3/2017 10:46 AM
Sample Name : 76294 1X
Data File : E:\TC2017\CL_ECD1\08-AUG\802B035.RAW Date: 8/3/2017 12:07 AM
Sequence File: E:\TC2017\CL_ECD1\08-AUG\PCBSEQ.SEQ Cycle: 39 Channel : B
Instrument : CL_ECD1 Rack/Vial: 0/32 Operator:
Sample Amount : 1.0000 Dilution Factor : 1.00

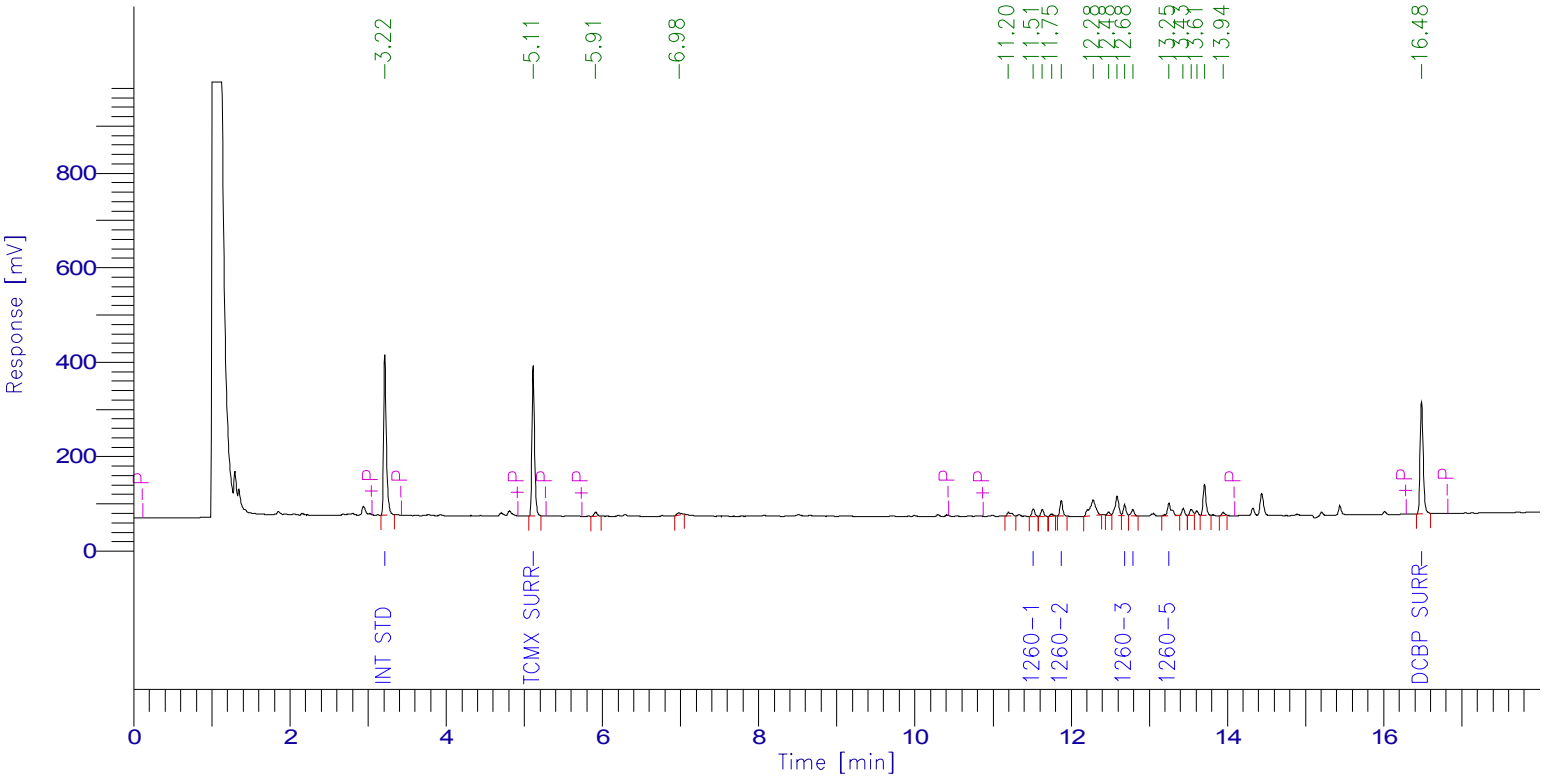

PCB Report

Time [min]	Component Name	Raw Amount	Area [µV·s]	Surrogate SM/WM	Surrogate QC / SL	Spike Rec Soils (%)	Spike Rec Water (%)
3.215	Int Std	100.0000	799990.62	250.0000	100.0000	40.0000	20.0000
5.114	TCMX SURR	53.1573	761727.46	132.8933	53.1573	21.2629	10.6315
6.265	1016-1	0.0000	0.00	0.0000	0.0000	0.0000	0.0000
7.081	1016-2	0.0000	0.00	0.0000	0.0000	0.0000	0.0000
8.027	1016-3	0.0000	0.00	0.0000	0.0000	0.0000	0.0000
8.226	1016-4	0.0000	0.00	0.0000	0.0000	0.0000	0.0000
9.152	1016-5	0.0000	0.00	0.0000	0.0000	0.0000	0.0000
11.514	1260-1	49.8004	40779.00	124.5009	49.8004	19.9201	9.9601
11.872	1260-2	89.7044	82829.81	224.2610	89.7044	35.8818	17.9409
12.684	1260-3	85.5027	57824.78	213.7569	85.5027	34.2011	17.1005
12.789	1260-4	97.5385	36479.11	243.8461	97.5385	39.0154	19.5077
13.250	1260-5	131.6436	98986.48	329.1090	131.6436	52.6574	26.3287
16.484	DCBP SURR	64.4863	653179.51	161.2158	64.4863	25.7945	12.8973
		671.8332	2531796.76				

1D

PCB ORGANICS ANALYSIS DATA SHEET

CLIENT SAMPLE NO.

MW-6

Lab Name: Phoenix Environmental Client: NETC

Lab Code: Phoenix Instr: CL_ECD1 Column.: RTX-440 0.32 SDG No.: GBY76292

Matrix: (soil/water) WATER Lab Sample ID: BY76296

Sample wt/vol: 910 (g/mL) mL Lab File ID: 802A036

% Moisture: n.a. decanted: (Y/N) N Date Received: 08/01/17

Extraction: (SepF/Cont/ASE) SepF Date Extracted: 08/01/17

Concentrated Extract Volume: 1000 (uL) Date Analyzed: 08/03/17

Injection Volume: 1 (uL) Dilution Factor: 1

CONCENTRATION UNITS:
(mg/L or mg/Kg) ug/L

CAS NO.	COMPOUND	CF	CONC	P/C	Q	MDL	PQL
12674-11-2	Aroclor-1016	MC	0.11	C	U	0.11	0.11
11104-28-2	Aroclor-1221	MC	0.11	C	U	0.11	0.11
11141-16-5	Aroclor-1232	MC	0.11	C	U	0.11	0.11
53469-21-9	Aroclor-1242	MC	0.11	C	U	0.11	0.11
12672-29-6	Aroclor-1248	MC	0.11	C	U	0.11	0.11
11097-69-1	Aroclor-1254	MC	0.11	C	U	0.11	0.11
11096-82-5	Aroclor-1260	MC	0.11	C	U	0.11	0.11
37324-23-5	Aroclor-1262	MC	0.11	C	U	0.11	0.11
11100-14-4	Aroclor-1268	MC	0.11	C	U	0.11	0.11
2051-24-3	Decachlorobiphenyl	1.674	76	C		%	%
877-09-8	Tetrachloro-m-xylene	1.608	85	C		%	%

11100-14-4 Sample PQL Calc: (100raw * 1df * 1fv) / (910wt-vol * 1.00%sol) = 0.11

Both channels need to have the compound detected for a concentration to be reported on either channel.
U1=Due to matrix interference and/or the presence of a large amount of non-target material, the reporting level for this compound has been elevated.
U2=The presence of this compound was not confirmed by the analyst based on the characteristic pattern matching of multi-component parameters, retention time, and/or peak shape.

P/C: P=Primary Result C=Confirmation Result X=Not Used CF=Calculated Calibration/Response Factor MC=Multi-Component

1D

PCB ORGANICS ANALYSIS DATA SHEET

CLIENT SAMPLE NO.

MW-6

Lab Name: Phoenix Environmental Client: NETC

Lab Code: Phoenix Instr: CL_ECD1 Column.: Rxi-Sil MS 0.32 SDG No.: GBY76292

Matrix: (soil/water) WATER Lab Sample ID: BY76296

Sample wt/vol: 910 (g/mL) mL Lab File ID: 802B036

% Moisture: n.a. decanted: (Y/N) N Date Received: 08/01/17

Extraction: (SepF/Cont/ASE) SepF Date Extracted: 08/01/17

Concentrated Extract Volume: 1000 (uL) Date Analyzed: 08/03/17

Injection Volume: 1 (uL) Dilution Factor: 1

CONCENTRATION UNITS:
(mg/L or mg/Kg) ug/L

CAS NO.	COMPOUND	CF	CONC	P/C	Q	MDL	PQL
12674-11-2	Aroclor-1016	MC	0.11	P	U	0.11	0.11
11104-28-2	Aroclor-1221	MC	0.11	P	U	0.11	0.11
11141-16-5	Aroclor-1232	MC	0.11	P	U	0.11	0.11
53469-21-9	Aroclor-1242	MC	0.11	P	U	0.11	0.11
12672-29-6	Aroclor-1248	MC	0.11	P	U	0.11	0.11
11097-69-1	Aroclor-1254	MC	0.11	P	U	0.11	0.11
11096-82-5	Aroclor-1260	MC	0.11	P	U	0.11	0.11
37324-23-5	Aroclor-1262	MC	0.11	P	U	0.11	0.11
11100-14-4	Aroclor-1268	MC	0.11	P	U	0.11	0.11
2051-24-3	Decachlorobiphenyl	1.266	71	P		%	%
877-09-8	Tetrachloro-m-xylene	1.791	71	P		%	%

11100-14-4 Sample PQL Calc: (100raw * 1df * 1fv) / (910wt-vol * 1.00%sol) = 0.11

Both channels need to have the compound detected for a concentration to be reported on either channel.
U1=Due to matrix interference and/or the presence of a large amount of non-target material, the reporting level for this compound has been elevated.
U2=The presence of this compound was not confirmed by the analyst based on the characteristic pattern matching of multi-component parameters, retention time, and/or peak shape.

P/C: P=Primary Result C=Confirmation Result X=Not Used CF=Calculated Calibration/Response Factor MC=Multi-Component

Client Id: MW-6

Software Version: 4.1<1L22>
Date: 8/3/2017 10:45 AM
Sample Name : 76296 1X
Data File : E:\TC2017\CL_ECD1\08-AUG\802A036.RAW Date: 8/3/2017 12:29 AM
Sequence File: E:\TC2017\CL_ECD1\08-AUG\PCBSEQ.SEQ Cycle: 40 Channel : A
Instrument : CL_ECD1 Rack/Vial: 0/33 Operator:
Sample Amount : 1.0000 Dilution Factor : 1.00

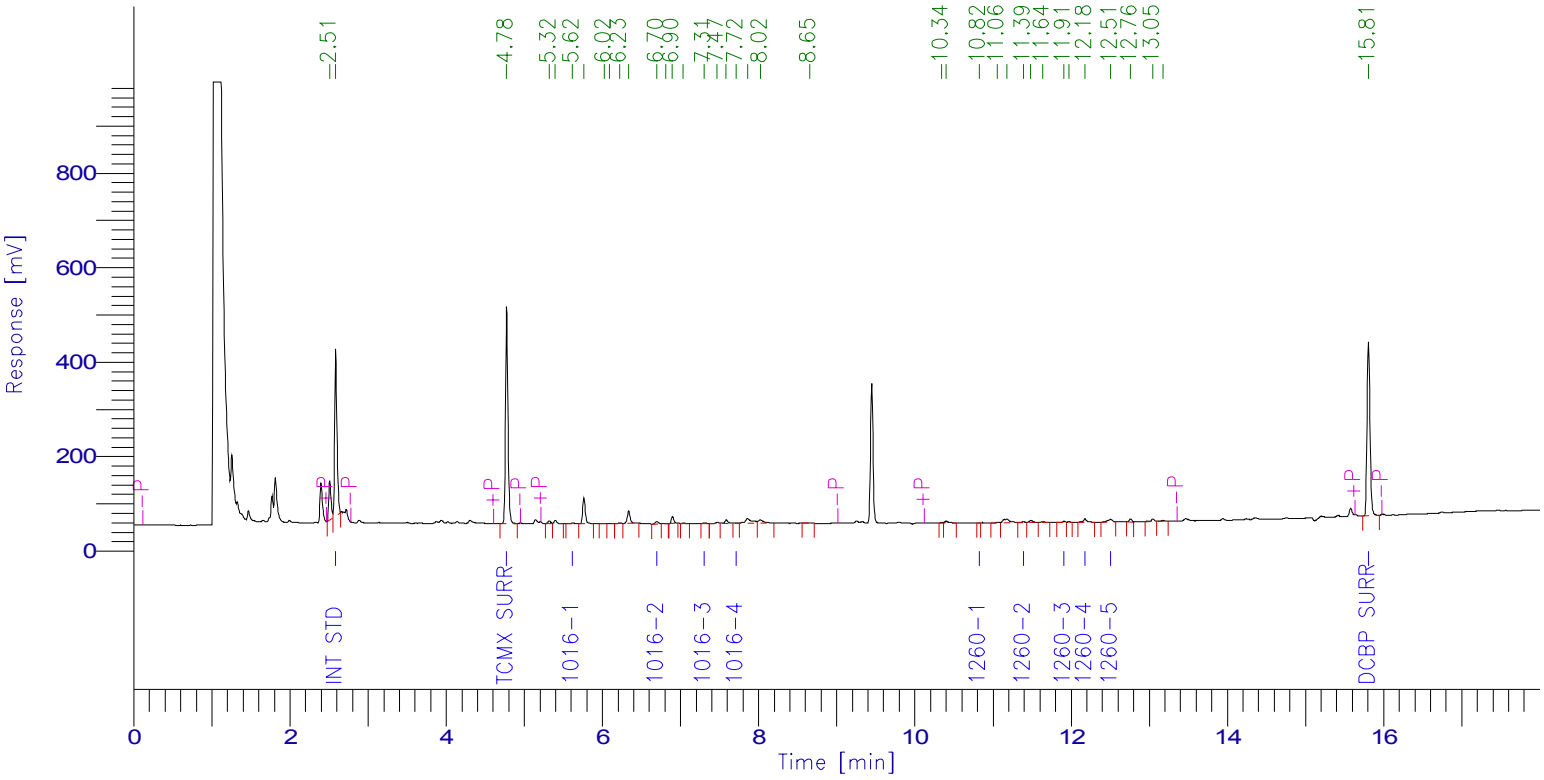

PCB Report

Time [min]	Component Name	Raw Amount	Area [µV·s]	Surrogate SM/WM	Surrogate QC / SL	Spike Rec Soils (%)	Spike Rec Water (%)
2.586	Int Std	100.0000	759258.20	250.0000	100.0000	40.0000	20.0000
4.775	TCMX SURR	84.9395	1037108.74	212.3487	84.9395	33.9758	16.9879
5.618	1016-1	18.0608	5450.01	45.1520	18.0608	7.2243	3.6122
6.695	1016-2	37.3954	15258.76	93.4885	37.3954	14.9582	7.4791
7.306	1016-3	2.8311	3461.64	7.0779	2.8311	1.1325	0.5662
7.716	1016-4	5.6376	2203.45	14.0941	5.6376	2.2551	1.1275
8.414	1016-5	0.0000	0.00	0.0000	0.0000	0.0000	0.0000
10.822	1260-1	1.1568	790.42	2.8921	1.1568	0.4627	0.2314
11.392	1260-2	7.3867	8068.26	18.4668	7.3867	2.9547	1.4773
11.906	1260-3	5.1601	5474.40	12.9003	5.1601	2.0640	1.0320
12.175	1260-4	31.6360	22053.85	79.0899	31.6360	12.6544	6.3272
12.505	1260-5	39.2915	22120.90	98.2289	39.2915	15.7166	7.8583
15.805	DCBP SURR	76.2648	969309.78	190.6620	76.2648	30.5059	15.2530
		409.7604	2850558.40				

Client Id: MW-6

Software Version: 4.1<1L22>
Date: 8/3/2017 10:46 AM
Sample Name : 76296 1X
Data File : E:\TC2017\CL_ECD1\08-AUG\802B036.RAW Date: 8/3/2017 12:29 AM
Sequence File: E:\TC2017\CL_ECD1\08-AUG\PCBSEQ.SEQ Cycle: 40 Channel : B
Instrument : CL_ECD1 Rack/Vial: 0/33 Operator:
Sample Amount : 1.0000 Dilution Factor : 1.00

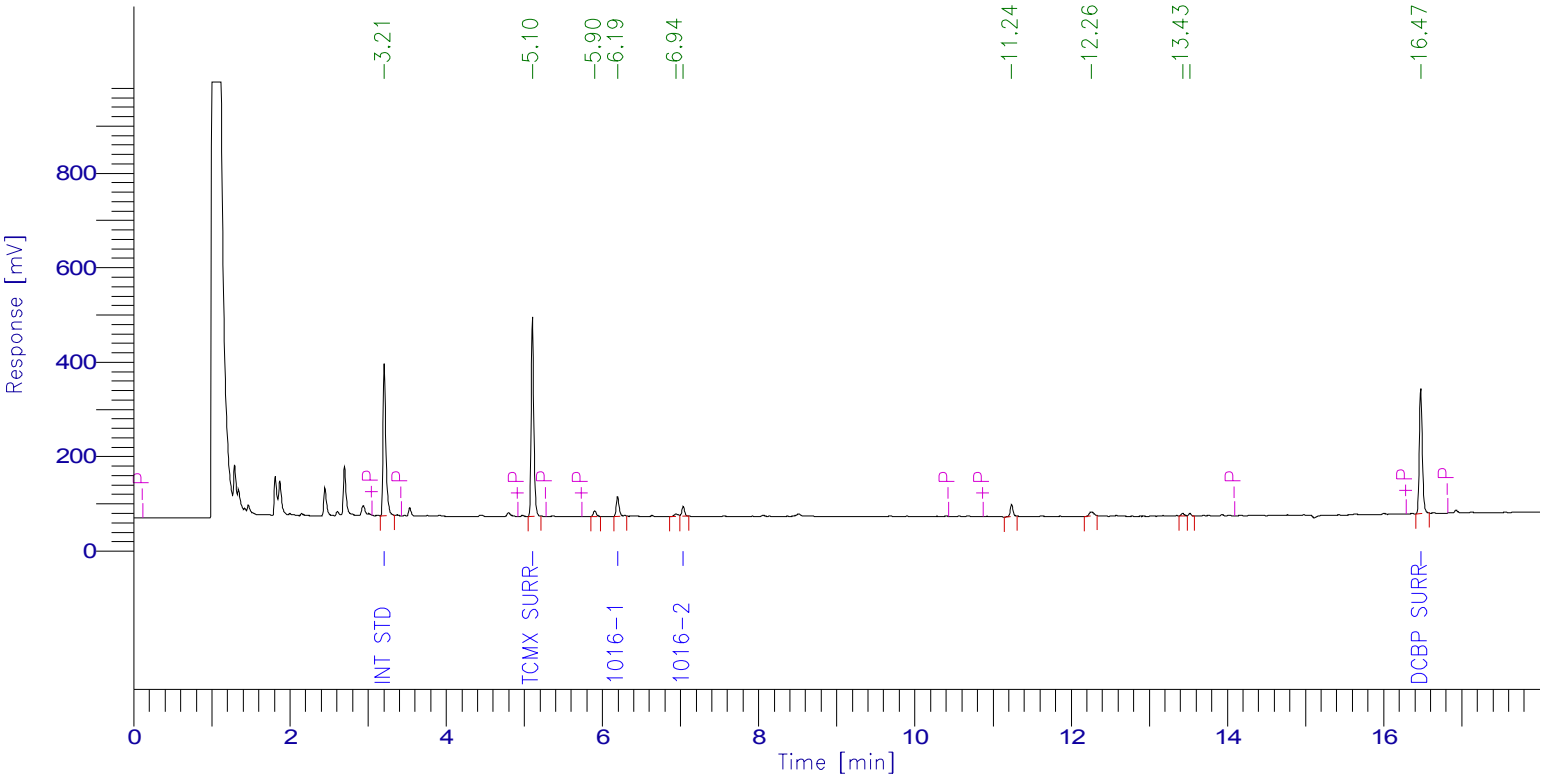

PCB Report

Time [min]	Component Name	Raw Amount	Area [µV·s]	Surrogate SM/WM	Surrogate QC / SL	Spike Rec Soils (%)	Spike Rec Water (%)
3.208	Int Std	100.0000	797428.38	250.0000	100.0000	40.0000	20.0000
5.104	TCMX SURR	70.8311	1011735.47	177.0776	70.8311	28.3324	14.1662
6.194	1016-1	271.8112	105012.83	679.5279	271.8112	108.7245	54.3622
7.034	1016-2	65.0721	49707.72	162.6803	65.0721	26.0288	13.0144
8.027	1016-3	0.0000	0.00	0.0000	0.0000	0.0000	0.0000
8.226	1016-4	0.0000	0.00	0.0000	0.0000	0.0000	0.0000
9.152	1016-5	0.0000	0.00	0.0000	0.0000	0.0000	0.0000
11.474	1260-1	0.0000	0.00	0.0000	0.0000	0.0000	0.0000
11.831	1260-2	0.0000	0.00	0.0000	0.0000	0.0000	0.0000
12.641	1260-3	0.0000	0.00	0.0000	0.0000	0.0000	0.0000
12.746	1260-4	0.0000	0.00	0.0000	0.0000	0.0000	0.0000
13.205	1260-5	0.0000	0.00	0.0000	0.0000	0.0000	0.0000
16.474	DCBP SURR	70.6915	713738.37	176.7288	70.6915	28.2766	14.1383
		578.4059	2677622.76				

1D

PCB ORGANICS ANALYSIS DATA SHEET

CLIENT SAMPLE NO.

NE-1

Lab Name: Phoenix Environmental Client: NETC

Lab Code: Phoenix Instr: ECD1 Column.: RTX-440 0.32 SDG No.: GBY76292

Matrix: (soil/water) WATER Lab Sample ID: BY76297

Sample wt/vol: 900 (g/mL) mL Lab File ID: 802A077

% Moisture: n.a. decanted: (Y/N) N Date Received: 08/01/17

Extraction: (SepF/Cont/ASE) SepF Date Extracted: 08/02/17

Concentrated Extract Volume: 1000 (uL) Date Analyzed: 08/03/17

Injection Volume: 1 (uL) Dilution Factor: 1

CONCENTRATION UNITS:
(mg/L or mg/Kg) ug/L

CAS NO.	COMPOUND	CF	CONC	P/C	Q	MDL	PQL
12674-11-2	Aroclor-1016	MC	0.11	C	U	0.11	0.11
11104-28-2	Aroclor-1221	MC	0.11	C	U	0.11	0.11
11141-16-5	Aroclor-1232	MC	0.11	C	U	0.11	0.11
53469-21-9	Aroclor-1242	MC	0.11	C	U	0.11	0.11
12672-29-6	Aroclor-1248	MC	0.11	C	U	0.11	0.11
11097-69-1	Aroclor-1254	MC	0.11	C	U	0.11	0.11
11096-82-5	Aroclor-1260	MC	0.11	C	U	0.11	0.11
37324-23-5	Aroclor-1262	MC	0.11	C	U	0.11	0.11
11100-14-4	Aroclor-1268	MC	0.11	C	U	0.11	0.11
2051-24-3	Decachlorobiphenyl	0.896	57	C		%	%
877-09-8	Tetrachloro-m-xylene	1.741	65	C		%	%

11100-14-4 Sample PQL Calc: (100raw * 1df * 1fv) / (900wt-vol * 1.00%sol) = 0.11

Both channels need to have the compound detected for a concentration to be reported on either channel.
U1=Due to matrix interference and/or the presence of a large amount of non-target material, the reporting level for this compound has been elevated.
U2=The presence of this compound was not confirmed by the analyst based on the characteristic pattern matching of multi-component parameters, retention time, and/or peak shape.

P/C: P=Primary Result C=Confirmation Result X=Not Used CF=Calculated Calibration/Response Factor MC=Multi-Component

1D

PCB ORGANICS ANALYSIS DATA SHEET

CLIENT SAMPLE NO.

NE-1

Lab Name: Phoenix Environmental Client: NETC

Lab Code: Phoenix Instr: ECD1 Column.: Rxi-35sil MS 0.32 SDG No.: GBY76292

Matrix: (soil/water) WATER Lab Sample ID: BY76297

Sample wt/vol: 900 (g/mL) mL Lab File ID: 802B077

% Moisture: n.a. decanted: (Y/N) N Date Received: 08/01/17

Extraction: (SepF/Cont/ASE) SepF Date Extracted: 08/02/17

Concentrated Extract Volume: 1000 (uL) Date Analyzed: 08/03/17

Injection Volume: 1 (uL) Dilution Factor: 1

CONCENTRATION UNITS:
(mg/L or mg/Kg) ug/L

CAS NO.	COMPOUND	CF	CONC	P/C	Q	MDL	PQL
12674-11-2	Aroclor-1016	MC	0.11	P	U	0.11	0.11
11104-28-2	Aroclor-1221	MC	0.11	P	U	0.11	0.11
11141-16-5	Aroclor-1232	MC	0.11	P	U	0.11	0.11
53469-21-9	Aroclor-1242	MC	0.11	P	U	0.11	0.11
12672-29-6	Aroclor-1248	MC	0.11	P	U	0.11	0.11
11097-69-1	Aroclor-1254	MC	0.11	P	U	0.11	0.11
11096-82-5	Aroclor-1260	MC	0.11	P	U	0.11	0.11
37324-23-5	Aroclor-1262	MC	0.11	P	U	0.11	0.11
11100-14-4	Aroclor-1268	MC	0.11	P	U	0.11	0.11
2051-24-3	Decachlorobiphenyl	1.192	58	P		%	%
877-09-8	Tetrachloro-m-xylene	1.699	68	P		%	%

11100-14-4 Sample PQL Calc: (100raw * 1df * 1fv) / (900wt-vol * 1.00%sol) = 0.11

Both channels need to have the compound detected for a concentration to be reported on either channel.
U1=Due to matrix interference and/or the presence of a large amount of non-target material, the reporting level for this compound has been elevated.
U2=The presence of this compound was not confirmed by the analyst based on the characteristic pattern matching of multi-component parameters, retention time, and/or peak shape.

P/C: P=Primary Result C=Confirmation Result X=Not Used CF=Calculated Calibration/Response Factor MC=Multi-Component

Client Id: NE-1

Software Version: 4.1<1L22>
Date: 8/4/2017 07:52 AM
Sample Name : 76297 1x cu
Data File : E:\TC2017\ECD1\08-AUG\802A077.RAW Date: 8/3/2017 07:57 PM
Sequence File: E:\TC2017\ECD1\08-AUG\PCBSEQ.SEQ Cycle: 127 Channel : A
Instrument : AUTO_ECD1 Rack/Vial: 0/20 Operator:
Sample Amount : 1.0000 Dilution Factor : 1.00

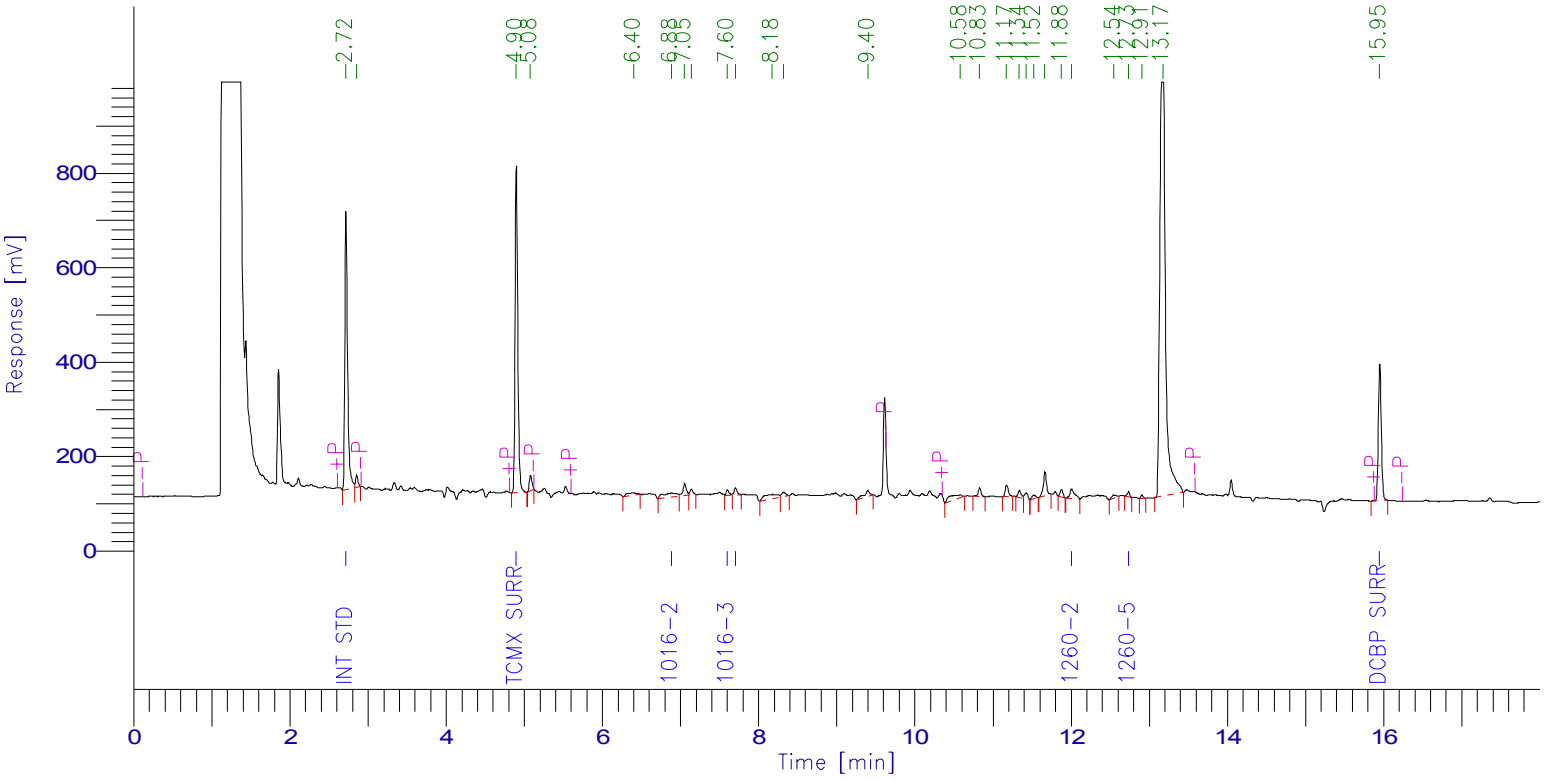

PCB Report

Time [min]	Component Name	Raw Amount	Area [µV·s]	Surrogate SM/WM	Surrogate QC / SL	Spike Rec Soils (%)	Spike Rec Water (%)
2.718	Int Std	100.0000	1487559.44	250.0000	100.0000	40.0000	20.0000
4.899	TCMX SURR	65.1198	1686668.31	162.7996	65.1198	26.0479	13.0240
5.763	1016-1	0.0000	0.00	0.0000	0.0000	0.0000	0.0000
6.882	1016-2	165.5701	117964.89	413.9253	165.5701	66.2280	33.1140
7.600	1016-3	11.3418	28012.63	28.3545	11.3418	4.5367	2.2684
7.703	1016-4	41.6795	37706.61	104.1987	41.6795	16.6718	8.3359
7.859	1016-5	0.0000	0.00	0.0000	0.0000	0.0000	0.0000
10.943	1260-1	0.0000	0.00	0.0000	0.0000	0.0000	0.0000
12.005	1260-2	57.4787	89746.14	143.6968	57.4787	22.9915	11.4957
12.232	1260-3	0.0000	0.00	0.0000	0.0000	0.0000	0.0000
12.340	1260-4	0.0000	0.00	0.0000	0.0000	0.0000	0.0000
12.734	1260-5	23.4478	23083.96	58.6195	23.4478	9.3791	4.6896
15.949	DCBP SURR	56.6716	755312.50	141.6789	56.6716	22.6686	11.3343
		521.3093	4226054.49				

Client Id: NE-1

Software Version: 4.1<1L22>
Date: 8/4/2017 07:53 AM
Sample Name : 76297 1x cu
Data File : E:\TC2017\ECD1\08-AUG\802B077.RAW Date: 8/3/2017 07:57 PM
Sequence File: E:\TC2017\ECD1\08-AUG\PCBSEQ.SEQ Cycle: 127 Channel : B
Instrument : AUTO_ECD1 Rack/Vial: 0/20 Operator:
Sample Amount : 1.0000 Dilution Factor : 1.00

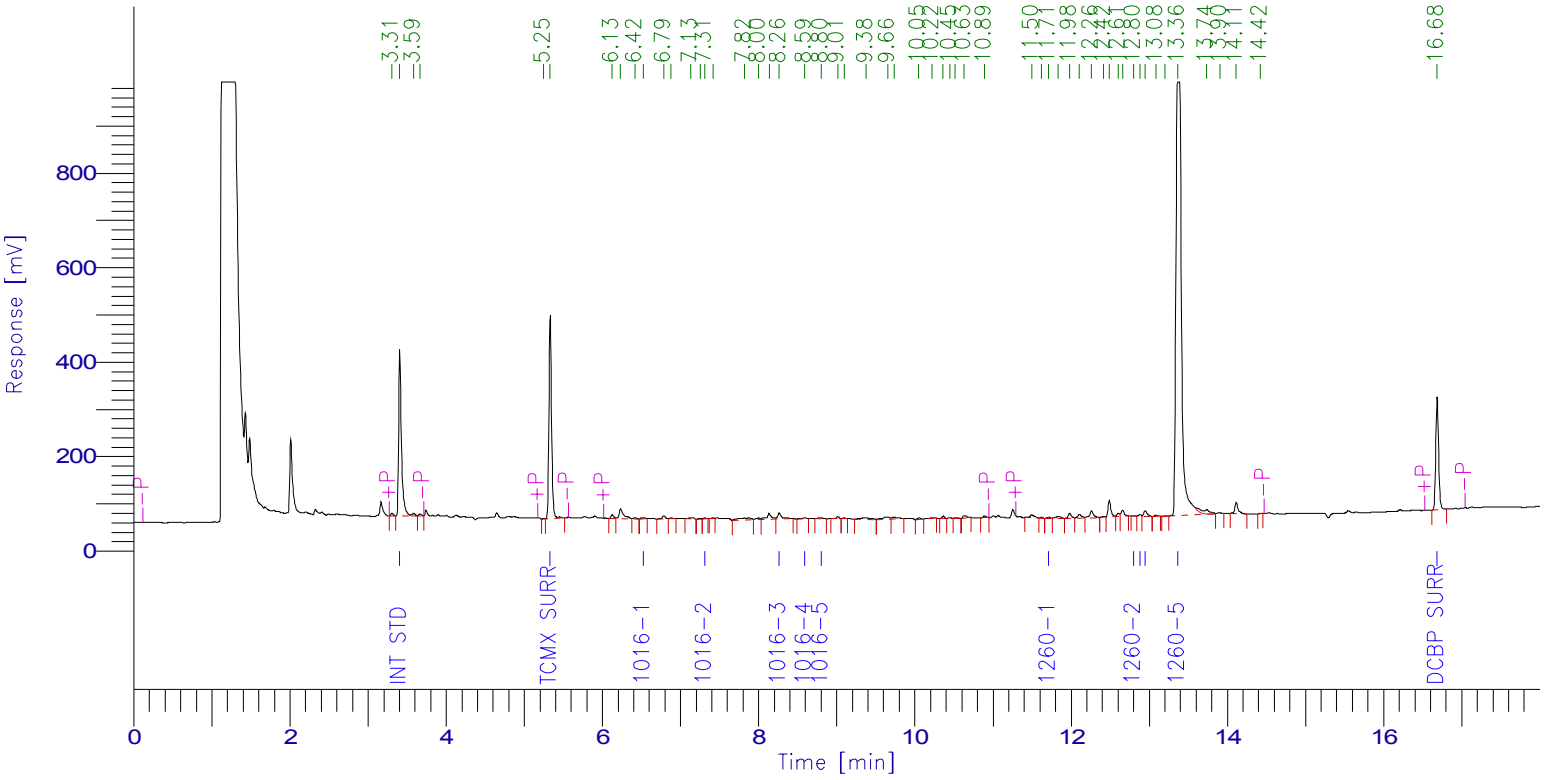

PCB Report

Time [min]	Component Name	Raw Amount	Area [µV·s]	Surrogate SM/WM	Surrogate QC / SL	Spike Rec Soils (%)	Spike Rec Water (%)
3.407	Int Std	100.0000	897669.02	250.0000	100.0000	40.0000	20.0000
5.332	TCMX SURR	67.9696	1036596.06	169.9241	67.9696	27.1879	13.5939
6.523	1016-1	17.4883	6707.85	43.7208	17.4883	6.9953	3.4977
7.311	1016-2	6.3995	4326.42	15.9987	6.3995	2.5598	1.2799
8.263	1016-3	32.1664	46248.58	80.4161	32.1664	12.8666	6.4333
8.590	1016-4	8.9824	4931.69	22.4559	8.9824	3.5930	1.7965
8.801	1016-5	20.7809	7650.33	51.9524	20.7809	8.3124	4.1562
11.714	1260-1	12.1841	8820.62	30.4604	12.1841	4.8737	2.4368
12.799	1260-2	3.1738	3052.08	7.9344	3.1738	1.2695	0.6348
12.879	1260-3	14.3664	9213.22	35.9160	14.3664	5.7466	2.8733
12.947	1260-4	101.9936	37707.25	254.9840	101.9936	40.7974	20.3987
13.363	1260-5	6539.9567	4703290.97	16349.8918	6539.9567	2615.9827	1307.9913
16.684	DCBP SURR	58.3526	624260.80	145.8816	58.3526	23.3411	11.6705
		6983.8145	7390474.90				

1D

PCB ORGANICS ANALYSIS DATA SHEET

CLIENT SAMPLE NO.

B4-1

Lab Name: Phoenix Environmental Client: NETC

Lab Code: Phoenix Instr: CL_ECD1 Column.: RTX-440 0.32 SDG No.: GBY76292

Matrix: (soil/water) WATER Lab Sample ID: BY76298

Sample wt/vol: 1000 (g/mL) mL Lab File ID: 802A037

% Moisture: n.a. decanted: (Y/N) N Date Received: 08/01/17

Extraction: (SepF/Cont/ASE) SepF Date Extracted: 08/01/17

Concentrated Extract Volume: 1000 (uL) Date Analyzed: 08/03/17

Injection Volume: 1 (uL) Dilution Factor: 1

CONCENTRATION UNITS:
(mg/L or mg/Kg) ug/L

CAS NO.	COMPOUND	CF	CONC	P/C	Q	MDL	PQL
12674-11-2	Aroclor-1016	MC	0.10	C	U	0.10	0.10
11104-28-2	Aroclor-1221	MC	0.10	C	U	0.10	0.10
11141-16-5	Aroclor-1232	MC	0.10	C	U	0.10	0.10
53469-21-9	Aroclor-1242	MC	0.10	C	U	0.10	0.10
12672-29-6	Aroclor-1248	MC	0.10	C	U	0.10	0.10
11097-69-1	Aroclor-1254	MC	0.10	C	U	0.10	0.10
11096-82-5	Aroclor-1260	MC	0.10	C	U	0.10	0.10
37324-23-5	Aroclor-1262	MC	0.10	C	U	0.10	0.10
11100-14-4	Aroclor-1268	MC	0.10	C	U	0.10	0.10
2051-24-3	Decachlorobiphenyl	1.674	69	C		%	%
877-09-8	Tetrachloro-m-xylene	1.608	64	C		%	%

11100-14-4 Sample PQL Calc: (100raw * 1df * 1fv) / (1000wt-vol * 1.00%sol) = 0.10

Both channels need to have the compound detected for a concentration to be reported on either channel.
U1=Due to matrix interference and/or the presence of a large amount of non-target material, the reporting level for this compound has been elevated.
U2=The presence of this compound was not confirmed by the analyst based on the characteristic pattern matching of multi-component parameters, retention time, and/or peak shape.

P/C: P=Primary Result C=Confirmation Result X=Not Used CF=Calculated Calibration/Response Factor MC=Multi-Component

1D

PCB ORGANICS ANALYSIS DATA SHEET

CLIENT SAMPLE NO.

B4-1

Lab Name: Phoenix Environmental Client: NETC

Lab Code: Phoenix Instr: CL_ECD1 Column.: Rxi-Sil MS 0.32 SDG No.: GBY76292

Matrix: (soil/water) WATER Lab Sample ID: BY76298

Sample wt/vol: 1000 (g/mL) mL Lab File ID: 802B037

% Moisture: n.a. decanted: (Y/N) N Date Received: 08/01/17

Extraction: (SepF/Cont/ASE) SepF Date Extracted: 08/01/17

Concentrated Extract Volume: 1000 (uL) Date Analyzed: 08/03/17

Injection Volume: 1 (uL) Dilution Factor: 1

CONCENTRATION UNITS:
(mg/L or mg/Kg) ug/L

CAS NO.	COMPOUND	CF	CONC	P/C	Q	MDL	PQL
12674-11-2	Aroclor-1016	MC	0.10	P	U	0.10	0.10
11104-28-2	Aroclor-1221	MC	0.10	P	U	0.10	0.10
11141-16-5	Aroclor-1232	MC	0.10	P	U	0.10	0.10
53469-21-9	Aroclor-1242	MC	0.10	P	U	0.10	0.10
12672-29-6	Aroclor-1248	MC	0.10	P	U	0.10	0.10
11097-69-1	Aroclor-1254	MC	0.10	P	U	0.10	0.10
11096-82-5	Aroclor-1260	MC	0.10	P	U	0.10	0.10
37324-23-5	Aroclor-1262	MC	0.10	P	U	0.10	0.10
11100-14-4	Aroclor-1268	MC	0.10	P	U	0.10	0.10
2051-24-3	Decachlorobiphenyl	1.266	73	P		%	%
877-09-8	Tetrachloro-m-xylene	1.791	61	P		%	%

11100-14-4 Sample PQL Calc: (100raw * 1df * 1fv) / (1000wt-vol * 1.00%sol) = 0.10

Both channels need to have the compound detected for a concentration to be reported on either channel.
U1=Due to matrix interference and/or the presence of a large amount of non-target material, the reporting level for this compound has been elevated.
U2=The presence of this compound was not confirmed by the analyst based on the characteristic pattern matching of multi-component parameters, retention time, and/or peak shape.

P/C: P=Primary Result C=Confirmation Result X=Not Used CF=Calculated Calibration/Response Factor MC=Multi-Component

Client Id: B4-1

Software Version: 4.1<1L22>
Date: 8/3/2017 10:45 AM
Sample Name : 76298 1X
Data File : E:\TC2017\CL_ECD1\08-AUG\802A037.RAW Date: 8/3/2017 12:51 AM
Sequence File: E:\TC2017\CL_ECD1\08-AUG\PCBSEQ.SEQ Cycle: 41 Channel : A
Instrument : CL_ECD1 Rack/Vial: 0/34 Operator:
Sample Amount : 1.0000 Dilution Factor : 1.00

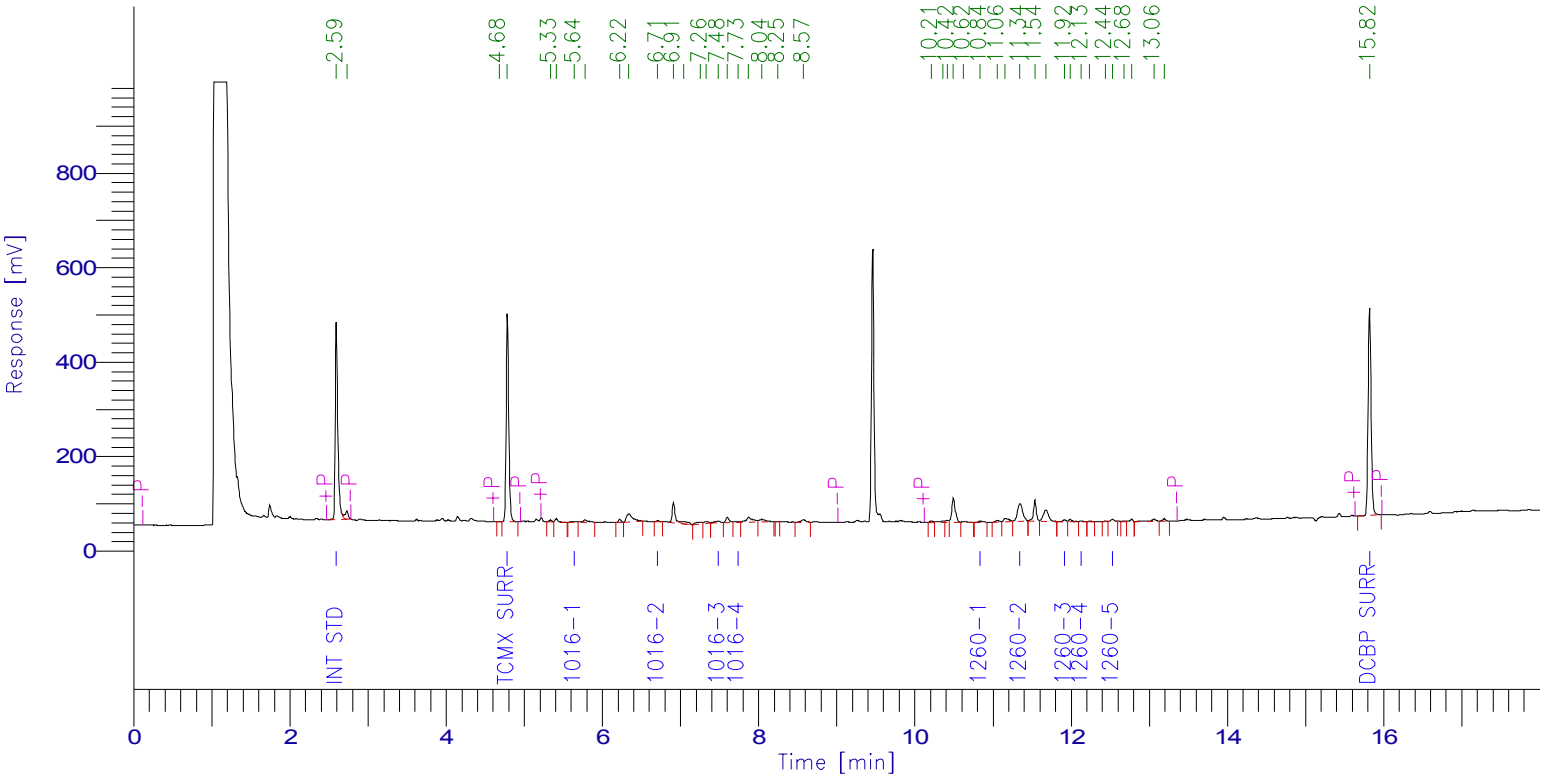

PCB Report

Time [min]	Component Name	Raw Amount	Area [µV·s]	Surrogate SM/WM	Surrogate QC / SL	Spike Rec Soils (%)	Spike Rec Water (%)
2.594	Int Std	100.0000	997732.92	250.0000	100.0000	40.0000	20.0000
4.784	TCMX SURR	64.1428	1029171.21	160.3571	64.1428	25.6571	12.8286
5.641	1016-1	9.4687	3754.70	23.6717	9.4687	3.7875	1.8937
6.708	1016-2	12.0715	6472.73	30.1788	12.0715	4.8286	2.4143
7.482	1016-3	10.6044	17038.45	26.5110	10.6044	4.2418	2.1209
7.734	1016-4	17.6926	9087.05	44.2314	17.6926	7.0770	3.5385
8.414	1016-5	0.0000	0.00	0.0000	0.0000	0.0000	0.0000
10.835	1260-1	7.7298	6940.42	19.3245	7.7298	3.0919	1.5460
11.344	1260-2	118.2250	169691.98	295.5626	118.2250	47.2900	23.6450
11.917	1260-3	7.8318	10918.50	19.5795	7.8318	3.1327	1.5664
12.128	1260-4	4.2353	3879.78	10.5881	4.2353	1.6941	0.8471
12.526	1260-5	16.5762	12263.50	41.4406	16.5762	6.6305	3.3152
15.819	DCBP SURR	69.3611	1158454.66	173.4027	69.3611	27.7444	13.8722
		437.9392	3425405.89				

Client Id: B4-1

Software Version: 4.1<1L22>
Date: 8/3/2017 10:46 AM
Sample Name : 76298 1X
Data File : E:\TC2017\CL_ECD1\08-AUG\802B037.RAW Date: 8/3/2017 12:51 AM
Sequence File: E:\TC2017\CL_ECD1\08-AUG\PCBSEQ.SEQ Cycle: 41 Channel : B
Instrument : CL_ECD1 Rack/Vial: 0/34 Operator:
Sample Amount : 1.0000 Dilution Factor : 1.00

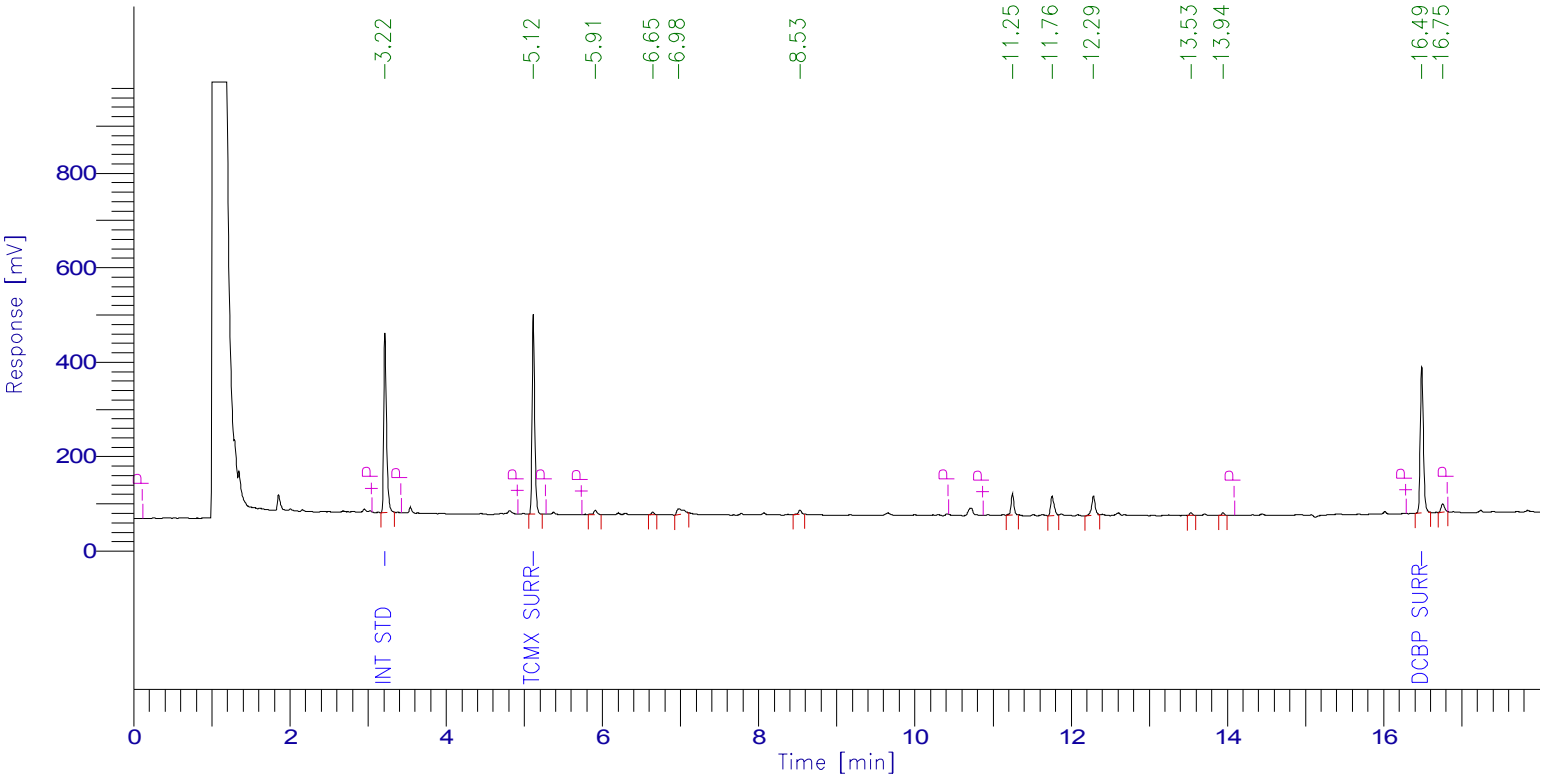

PCB Report

Time [min]	Component Name	Raw Amount	Area [µV·s]	Surrogate SM/WM	Surrogate QC / SL	Spike Rec Soils (%)	Spike Rec Water (%)
3.217	Int Std	100.0000	922020.27	250.0000	100.0000	40.0000	20.0000
5.116	TCMX SURR	61.4152	1014303.44	153.5380	61.4152	24.5661	12.2830
6.265	1016-1	0.0000	0.00	0.0000	0.0000	0.0000	0.0000
7.081	1016-2	0.0000	0.00	0.0000	0.0000	0.0000	0.0000
8.027	1016-3	0.0000	0.00	0.0000	0.0000	0.0000	0.0000
8.226	1016-4	0.0000	0.00	0.0000	0.0000	0.0000	0.0000
9.152	1016-5	0.0000	0.00	0.0000	0.0000	0.0000	0.0000
11.474	1260-1	0.0000	0.00	0.0000	0.0000	0.0000	0.0000
11.831	1260-2	0.0000	0.00	0.0000	0.0000	0.0000	0.0000
12.641	1260-3	0.0000	0.00	0.0000	0.0000	0.0000	0.0000
12.746	1260-4	0.0000	0.00	0.0000	0.0000	0.0000	0.0000
13.205	1260-5	0.0000	0.00	0.0000	0.0000	0.0000	0.0000
16.487	DCBP SURR	73.2586	855222.51	183.1465	73.2586	29.3034	14.6517
		234.6738	2791546.21				

1D

PCB ORGANICS ANALYSIS DATA SHEET

CLIENT SAMPLE NO.

NW-1

Lab Name: Phoenix Environmental Client: NETC

Lab Code: Phoenix Instr: CL_ECD1 Column.: RTX-440 0.32 SDG No.: GBY76292

Matrix: (soil/water) WATER Lab Sample ID: BY76299

Sample wt/vol: 980 (g/mL) mL Lab File ID: 802A038

% Moisture: n.a. decanted: (Y/N) N Date Received: 08/01/17

Extraction: (SepF/Cont/ASE) SepF Date Extracted: 08/01/17

Concentrated Extract Volume: 1000 (uL) Date Analyzed: 08/03/17

Injection Volume: 1 (uL) Dilution Factor: 1

CONCENTRATION UNITS:
(mg/L or mg/Kg) ug/L

CAS NO.	COMPOUND	CF	CONC	P/C	Q	MDL	PQL
12674-11-2	Aroclor-1016	MC	0.10	C	U	0.10	0.10
11104-28-2	Aroclor-1221	MC	0.10	C	U	0.10	0.10
11141-16-5	Aroclor-1232	MC	0.10	C	U	0.10	0.10
53469-21-9	Aroclor-1242	MC	0.10	C	U	0.10	0.10
12672-29-6	Aroclor-1248	MC	0.10	C	U	0.10	0.10
11097-69-1	Aroclor-1254	MC	0.10	C	U	0.10	0.10
11096-82-5	Aroclor-1260	MC	0.10	C	U	0.10	0.10
37324-23-5	Aroclor-1262	MC	0.10	C	U	0.10	0.10
11100-14-4	Aroclor-1268	MC	0.10	C	U	0.10	0.10
2051-24-3	Decachlorobiphenyl	1.674	65	C		%	%
877-09-8	Tetrachloro-m-xylene	1.608	75	C		%	%

11100-14-4 Sample PQL Calc: (100raw * 1df * 1fv) / (980wt-vol * 1.00%sol) = 0.10

Both channels need to have the compound detected for a concentration to be reported on either channel.
U1=Due to matrix interference and/or the presence of a large amount of non-target material, the reporting level for this compound has been elevated.
U2=The presence of this compound was not confirmed by the analyst based on the characteristic pattern matching of multi-component parameters, retention time, and/or peak shape.

P/C: P=Primary Result C=Confirmation Result X=Not Used CF=Calculated Calibration/Response Factor MC=Multi-Component

1D

PCB ORGANICS ANALYSIS DATA SHEET

CLIENT SAMPLE NO.

NW-1

Lab Name: Phoenix Environmental Client: NETC

Lab Code: Phoenix Instr: CL_ECD1 Column.: Rxi-Sil MS 0.32 SDG No.: GBY76292

Matrix: (soil/water) WATER Lab Sample ID: BY76299

Sample wt/vol: 980 (g/mL) mL Lab File ID: 802B038

% Moisture: n.a. decanted: (Y/N) N Date Received: 08/01/17

Extraction: (SepF/Cont/ASE) SepF Date Extracted: 08/01/17

Concentrated Extract Volume: 1000 (uL) Date Analyzed: 08/03/17

Injection Volume: 1 (uL) Dilution Factor: 1

CONCENTRATION UNITS:
(mg/L or mg/Kg) ug/L

CAS NO.	COMPOUND	CF	CONC	P/C	Q	MDL	PQL
12674-11-2	Aroclor-1016	MC	0.10	P	U	0.10	0.10
11104-28-2	Aroclor-1221	MC	0.10	P	U	0.10	0.10
11141-16-5	Aroclor-1232	MC	0.10	P	U	0.10	0.10
53469-21-9	Aroclor-1242	MC	0.10	P	U	0.10	0.10
12672-29-6	Aroclor-1248	MC	0.10	P	U	0.10	0.10
11097-69-1	Aroclor-1254	MC	0.10	P	U	0.10	0.10
11096-82-5	Aroclor-1260	MC	0.10	P	U	0.10	0.10
37324-23-5	Aroclor-1262	MC	0.10	P	U	0.10	0.10
11100-14-4	Aroclor-1268	MC	0.10	P	U	0.10	0.10
2051-24-3	Decachlorobiphenyl	1.266	67	P		%	%
877-09-8	Tetrachloro-m-xylene	1.791	69	P		%	%

11100-14-4 Sample PQL Calc: (100raw * 1df * 1fv) / (980wt-vol * 1.00%sol) = 0.10

Both channels need to have the compound detected for a concentration to be reported on either channel.
U1=Due to matrix interference and/or the presence of a large amount of non-target material, the reporting level for this compound has been elevated.
U2=The presence of this compound was not confirmed by the analyst based on the characteristic pattern matching of multi-component parameters, retention time, and/or peak shape.

P/C: P=Primary Result C=Confirmation Result X=Not Used CF=Calculated Calibration/Response Factor MC=Multi-Component

Client Id: NW-1

Software Version: 4.1<1L22>
Date: 8/3/2017 10:45 AM
Sample Name : 76299 1X
Data File : E:\TC2017\CL_ECD1\08-AUG\802A038.RAW Date: 8/3/2017 01:13 AM
Sequence File: E:\TC2017\CL_ECD1\08-AUG\PCBSEQ.SEQ Cycle: 42 Channel : A
Instrument : CL_ECD1 Rack/Vial: 0/35 Operator:
Sample Amount : 1.0000 Dilution Factor : 1.00

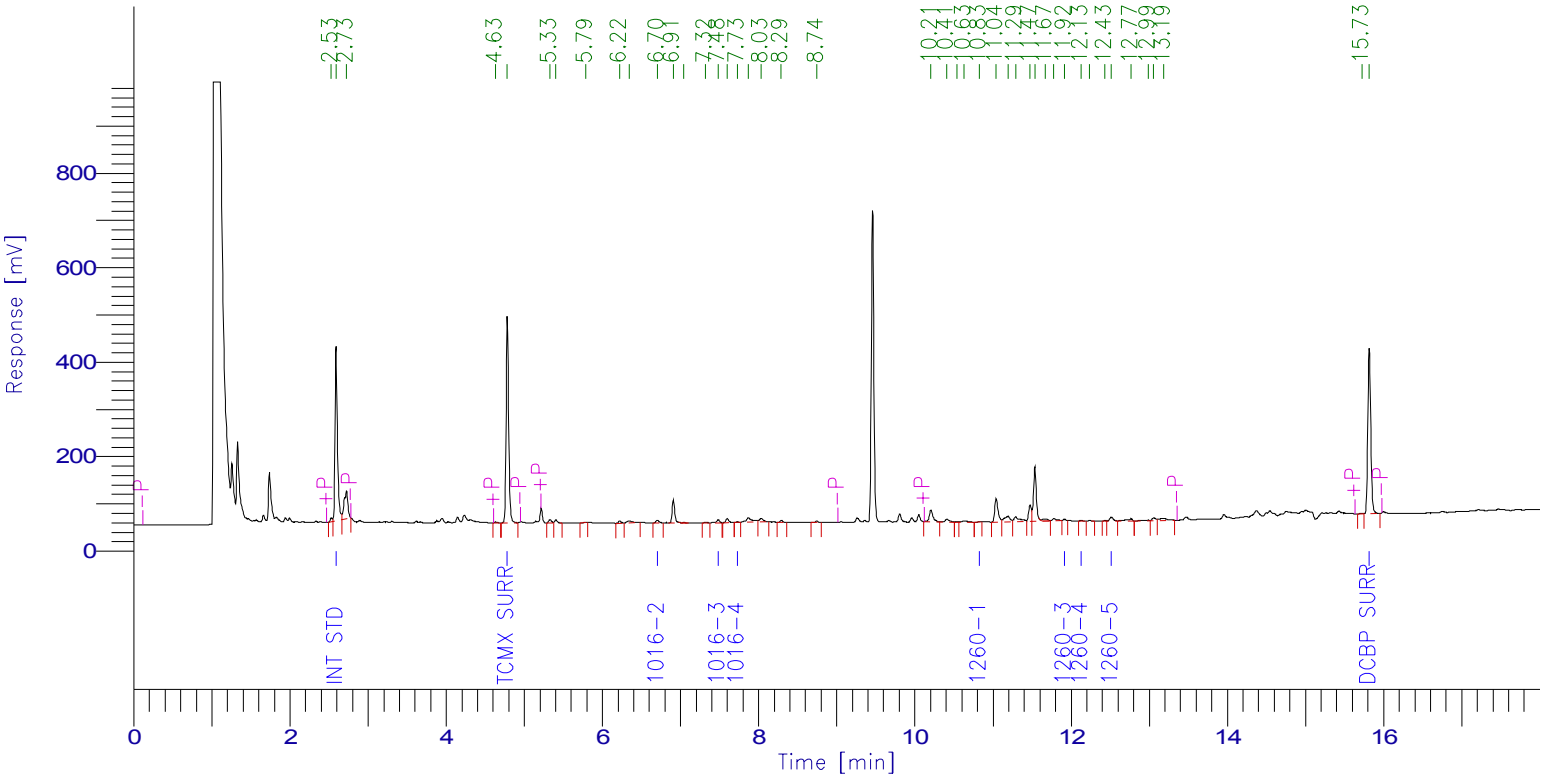

PCB Report

Time [min]	Component Name	Raw Amount	Area [µV·s]	Surrogate SM/WM	Surrogate QC / SL	Spike Rec Soils (%)	Spike Rec Water (%)
2.591	Int Std	100.0000	833405.50	250.0000	100.0000	40.0000	20.0000
4.783	TCMX SURR	75.2747	1008859.81	188.1868	75.2747	30.1099	15.0549
5.646	1016-1	0.0000	0.00	0.0000	0.0000	0.0000	0.0000
6.704	1016-2	35.9701	16110.54	89.9254	35.9701	14.3881	7.1940
7.482	1016-3	12.1485	16304.59	30.3713	12.1485	4.8594	2.4297
7.729	1016-4	5.9069	2534.14	14.7672	5.9069	2.3627	1.1814
8.414	1016-5	0.0000	0.00	0.0000	0.0000	0.0000	0.0000
10.828	1260-1	1.7025	1276.88	4.2563	1.7025	0.6810	0.3405
11.368	1260-2	0.0000	0.00	0.0000	0.0000	0.0000	0.0000
11.915	1260-3	4.9349	5746.72	12.3372	4.9349	1.9740	0.9870
12.126	1260-4	2.7140	2076.76	6.7851	2.7140	1.0856	0.5428
12.513	1260-5	42.5158	26273.65	106.2894	42.5158	17.0063	8.5032
15.815	DCBP SURR	65.1499	908906.27	162.8748	65.1499	26.0600	13.0300
		346.3174	2821494.86				

Client Id: NW-1

Software Version: 4.1<1L22>
Date: 8/3/2017 10:46 AM
Sample Name : 76299 1X
Data File : E:\TC2017\CL_ECD1\08-AUG\802B038.RAW Date: 8/3/2017 01:13 AM
Sequence File: E:\TC2017\CL_ECD1\08-AUG\PCBSEQ.SEQ Cycle: 42 Channel : B
Instrument : CL_ECD1 Rack/Vial: 0/35 Operator:
Sample Amount : 1.0000 Dilution Factor : 1.00

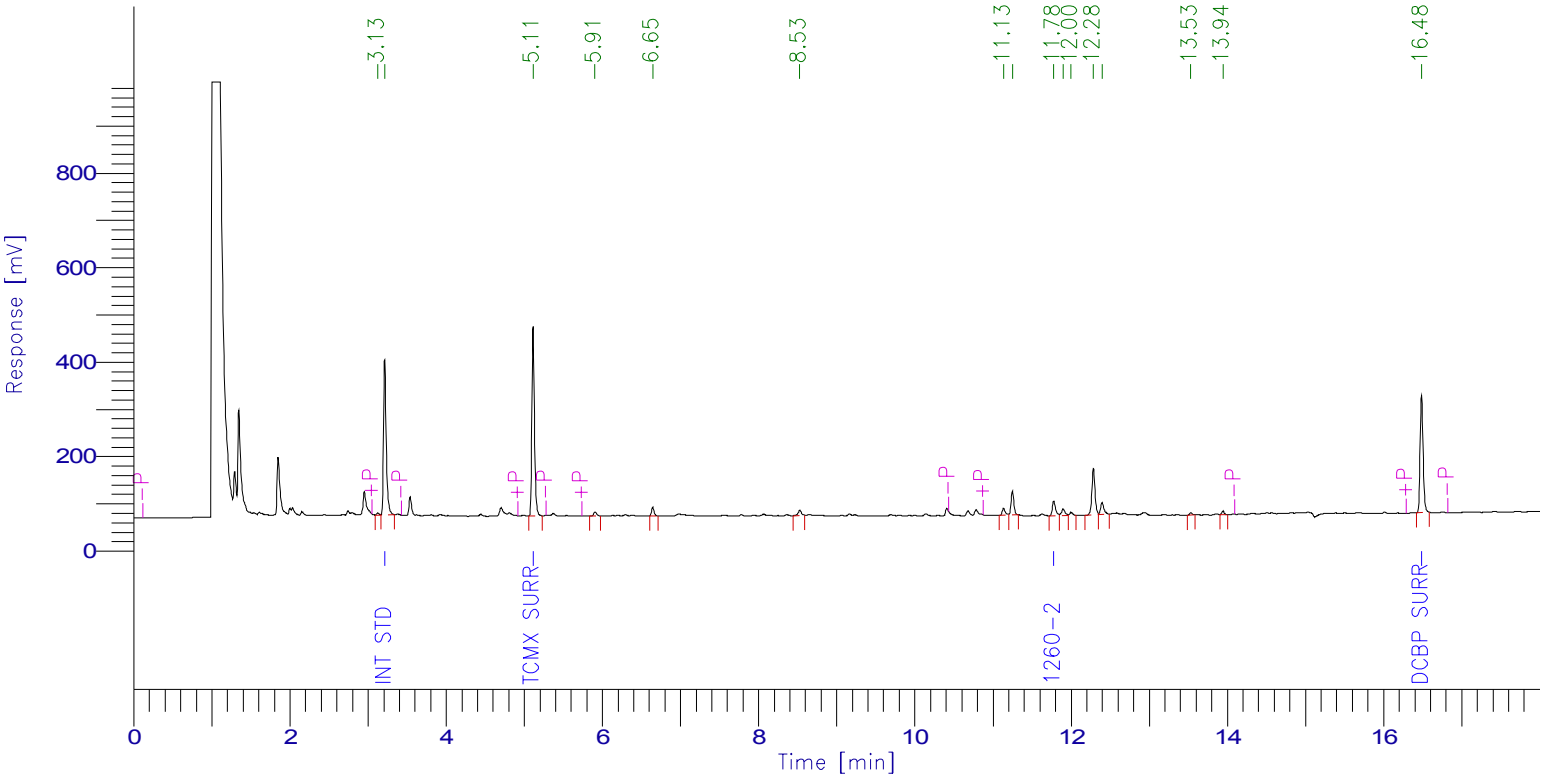

PCB Report

Time [min]	Component Name	Raw Amount	Area [µV·s]	Surrogate SM/WM	Surrogate QC / SL	Spike Rec Soils (%)	Spike Rec Water (%)
3.214	Int Std	100.0000	778404.07	250.0000	100.0000	40.0000	20.0000
5.113	TCMX SURR	68.7137	958075.75	171.7842	68.7137	27.4855	13.7427
6.265	1016-1	0.0000	0.00	0.0000	0.0000	0.0000	0.0000
7.081	1016-2	0.0000	0.00	0.0000	0.0000	0.0000	0.0000
8.027	1016-3	0.0000	0.00	0.0000	0.0000	0.0000	0.0000
8.226	1016-4	0.0000	0.00	0.0000	0.0000	0.0000	0.0000
9.152	1016-5	0.0000	0.00	0.0000	0.0000	0.0000	0.0000
11.474	1260-1	0.0000	0.00	0.0000	0.0000	0.0000	0.0000
11.776	1260-2	102.2666	91881.24	255.6665	102.2666	40.9066	20.4533
12.641	1260-3	0.0000	0.00	0.0000	0.0000	0.0000	0.0000
12.746	1260-4	0.0000	0.00	0.0000	0.0000	0.0000	0.0000
13.205	1260-5	0.0000	0.00	0.0000	0.0000	0.0000	0.0000
16.484	DCBP SURR	67.1464	661770.83	167.8659	67.1464	26.8585	13.4293
		338.1266	2490131.88				

6D
PCB INITIAL CALIBRATION OF SINGLE COMPONENT ANALYTES

Lab Name: Phoenix Environmental Client: NETC

Lab Code: Phoenix Case No.: SAS No.: SDG No.: GBY76292

Instrument ID: ECD1

GC Col A: ID: (mm) Date(s) Analyzed: 07/18/17 07/18/17

Method File: PC718AI

COMPOUND	RT OF STANDARDS			MEAN	RT WINDOW	
	LOW 718A023	MID 718A021	HIGH 718A019	RT	FROM	TO
Aroclor 1016-1	5.8	5.8	5.8	5.80	5.75	5.85
Aroclor 1016-2	6.95	6.95	6.95	6.95	6.90	7.00
Aroclor 1016-3	7.59	7.59	7.59	7.59	7.54	7.64
Aroclor 1016-4	7.71	7.71	7.72	7.71	7.66	7.76
Aroclor 1016-5	7.91	7.91	7.91	7.91	7.86	7.96
Aroclor 1260-1	10.98	10.98	10.98	10.98	10.91	11.05
Aroclor 1260-2	12.07	12.07	12.07	12.07	12.00	12.14
Aroclor 1260-3	12.28	12.28	12.28	12.28	12.21	12.35
Aroclor 1260-4	12.38	12.39	12.39	12.39	12.32	12.46
Aroclor 1260-5	12.69	12.69	12.69	12.69	12.62	12.76
Decachlorobiphenyl	15.98	15.98	15.98	15.98	15.88	16.08
Tetrachloro-m-xylene	4.92	4.92	4.92	4.92	4.87	4.97

Retention time windows are ± 0.05 minutes for all compounds that elute before Aroclor 1260-1, ± 0.07 minutes for all other compounds, except ± 0.10 minutes for Decachlorobiphenyl.

FORM VI PCB

6D
PCB INITIAL CALIBRATION OF SINGLE COMPONENT ANALYTES

Lab Name: Phoenix Environmental Client: NETC

Lab Code: Phoenix Case No.: SAS No.: SDG No.: GBY76292

Instrument ID: ECD1

GC Col B: ID: (mm) Date(s) Analyzed: 07/18/17 07/18/17

Method File: PC718BI

COMPOUND	RT OF STANDARDS			MEAN	RT WINDOW	
	LOW 718B023	MID 718B021	HIGH 718B019	RT	FROM	TO
Aroclor 1016-1	6.57	6.57	6.57	6.57	6.52	6.62
Aroclor 1016-2	7.40	7.40	7.40	7.40	7.35	7.45
Aroclor 1016-3	8.36	8.36	8.36	8.36	8.31	8.41
Aroclor 1016-4	8.56	8.56	8.56	8.56	8.51	8.61
Aroclor 1016-5	8.83	8.83	8.83	8.83	8.78	8.88
Aroclor 1260-1	11.84	11.84	11.84	11.84	11.77	11.91
Aroclor 1260-2	12.92	12.92	12.92	12.92	12.85	12.99
Aroclor 1260-3	13.01	13.01	13.01	13.01	12.94	13.08
Aroclor 1260-4	13.12	13.12	13.12	13.12	13.05	13.19
Aroclor 1260-5	13.58	13.59	13.59	13.59	13.51	13.65
Decachlorobiphenyl	16.83	16.84	16.84	16.84	16.74	16.94
Tetrachloro-m-xylene	5.39	5.39	5.39	5.39	5.34	5.44

Retention time windows are ± 0.05 minutes for all compounds that elute before Aroclor 1260-1, ± 0.07 minutes for all other compounds, except ± 0.10 minutes for Decachlorobiphenyl.

FORM VI PCB

6E

PCB INITIAL CALIBRATION OF SINGLE COMPONENT ANALYTES (FACTORS)

Lab Name: Phoenix Environmental Client: NETC

Lab Code: Phoenix Case No.: SAS No.: SDG No.: GBY76292

Instr ID: ECD1 Levels: 8

GC Col A: ID: (mm) Analysis Dates: 07/18/17 - 07/18/17

Method File: PC718AI

CALIBRATION FACTORS

COMPOUND	Level 1 718A024	Level 2 718A023	Level 3 718A022	Level 4 718A021	Level 5 718A020	Level 6 718A019	Level 7 718A018	Level 8 718A025	MEAN	%RSD	*
Aroclor 1016-1	0.047	0.045	0.042	0.038	0.037	0.035	0.034	0.048	0.041	13.72	
Aroclor 1016-2	0.052	0.051	0.048	0.043	0.043	0.042	0.041	0.063	0.048	15.20	
Aroclor 1016-3	0.198	0.186	0.167	0.147	0.144	0.138	0.131	0.217	0.166	18.90	
Aroclor 1016-4	0.071	0.068	0.062	0.055	0.054	0.053	0.050	0.074	0.061	14.63	
Aroclor 1016-5	0.056	0.055	0.051	0.045	0.045	0.043	0.042	0.058	0.049	12.96	
Aroclor 1260-1	0.093	0.090	0.080	0.071	0.069	0.067	0.063	0.101	0.079	17.72	
Aroclor 1260-2	0.123	0.114	0.104	0.093	0.097	0.095	0.090	0.124	0.105	13.10	
Aroclor 1260-3	0.079	0.074	0.066	0.057	0.059	0.058	0.055	0.092	0.067	19.57	
Aroclor 1260-4	0.040	0.039	0.036	0.033	0.033	0.033	0.032	0.045	0.036	12.30	
Aroclor 1260-5	0.077	0.069	0.066	0.061	0.060	0.060	0.056	0.082	0.066	13.68	
Decachlorobiphenyl	0.985	0.932	0.897	0.846	0.806	0.796	0.761	1.145	0.896	13.99	
Tetrachloro-m-xylene	1.844	1.706	1.649	1.572	1.496			2.180	1.741	14.10	

%RSD must be less than or equal 20.0% for all compounds. (*) Criteria exceeded.

FORM VI PCB

6E

PCB INITIAL CALIBRATION OF SINGLE COMPONENT ANALYTES (FACTORS)

Lab Name: Phoenix Environmental Client: NETC

Lab Code: Phoenix Case No.: SAS No.: SDG No.: GBY76292

Instr ID: ECD1 Levels: 8

GC Col B: ID: (mm) Analysis Dates: 07/18/17 - 07/18/17

Method File: PC718BI

CALIBRATION FACTORS

COMPOUND	Level 1 718B024	Level 2 718B023	Level 3 718B022	Level 4 718B021	Level 5 718B020	Level 6 718B019	Level 7 718B018	Level 8 718B025	MEAN	%RSD	*
Aroclor 1016-1	0.050	0.047	0.043	0.039	0.037	0.037	0.035	0.053	0.043	15.85	
Aroclor 1016-2	0.087	0.083	0.076	0.070	0.067	0.066	0.064	0.089	0.075	13.16	
Aroclor 1016-3	0.190	0.177	0.158	0.144	0.139	0.135	0.131	0.207	0.160	17.49	
Aroclor 1016-4	0.067	0.068	0.063	0.058	0.056	0.055	0.053	0.070	0.061	10.70	
Aroclor 1016-5	0.048	0.045	0.041	0.038	0.037	0.036	0.035	0.047	0.041	12.57	
Aroclor 1260-1	0.088	0.095	0.084	0.074	0.072	0.072	0.069	0.092	0.081	12.78	
Aroclor 1260-2	0.123	0.117	0.106	0.099	0.095	0.095	0.093	0.129	0.107	13.10	
Aroclor 1260-3	0.082	0.077	0.071	0.066	0.063	0.064	0.061	0.086	0.071	13.36	
Aroclor 1260-4	0.045	0.043	0.042	0.039	0.035	0.036	0.035	0.056	0.041	17.30	
Aroclor 1260-5	0.089	0.089	0.079	0.075	0.071	0.072	0.069	0.097	0.080	12.73	
Decachlorobiphenyl	1.268	1.232	1.193	1.154	1.095	1.089	1.061	1.442	1.192	10.45	
Tetrachloro-m-xylene	1.790	1.669	1.621	1.575	1.479			2.060	1.699	12.05	

%RSD must be less than or equal 20.0% for all compounds. (*) Criteria exceeded.

FORM VI PCB

Turbochrom Method File : E:\TC2017\ECD1\07-JUL\PC718AI.MTH
Created by : AM on : 7/19/2017 07:57 AM
Edited by : god on : 7/19/2017 08:03 AM
Description :

Number of Times Edited : 8
Number of Times Calibrated : 5483

Instrument Conditions :

au-ECD1

Instrument Control Method:

Instrument name : AUTO_ECD1

Channel Parameters:

Data will be collected from both channels

Channel A signal source: DetA		Channel B signal source: DetB	
Analog Output	: INT	Analog Output	: INT
Attenuation	: -5	Attenuation	: -5
Offset	: 5.0 mV	Offset	: 5.0 mV

Delay Time : 0.00 min.
Run Time : 18.00 min.
Sampling Rate : 3.1250 pts/s

Autosampler Method:

Injection Volume	: 1.0 µl	Pre-Sequence Washes	: 0
Injection Speed	: NORM	Sample Washes	: 2
Viscosity Delay	: 0	Sample Pumps	: 4
Waste Vial	: 1	Solvent A Washes	: 4

Carriers Parameters:

Carrier A control : Press - PSIG
Initial Setpoint : 0.0 Initial Hold : 0.00 min

Carrier B control : NONE
Initial Setpoint : 0 Initial Hold : 0.00 min

Auxiliary Pneumatic 1 :
Auxiliary Pneumatic 1 setpoint : 0
Auxiliary Pneumatic 2 :
Auxiliary Pneumatic 2 setpoint : 0
Auxiliary Pneumatic 3 :
Auxiliary Pneumatic 3 setpoint : 0
Auxiliary Pneumatic 4 :
Auxiliary Pneumatic 4 setpoint : 0

Valve configuration and settings:

Valve 1	: NONE	Valve 2	: NONE
Valve 3	: NONE	Valve 4	: NONE
Valve 5	: NONE	Valve 6	: NONE

Detector Parameters:

Detector A : ECD		Detector B : ECD	
Range	: 1	Range	: 1

Time Constant : 200	Time Constant : 200
Autozero : OFF	Autozero : OFF
Ref Gas Flow : 30.0 mL/m	Ref Gas Flow : 30.0 mL/m
MkUp Gas Flow : 0.0 mL/m	MkUp Gas Flow : 0.0 mL/m

Heated Zones:

Injector A :
Injector A Setpoint : 250°
Injector B :
Injector B Setpoint : OFF
Detector A : 380°
Detector B : 380°
Auxiliary (NONE) : 0°

Oven Program:

Cryogenics : OFF
Initial Temp : 140° Maximum Temp : 350°
Initial Hold : 1.00 min Equilibration Time : 0.5 min
Ramp 1 : 10.5 °/min to 310°, hold for 0.81 min

Total Run Time : 18.00 min

Timed Events:

There are no timed events in the method

Real Time Plot Parameters :

Channel A -- Pages: 1 Offset: 0.000 mV Scale: 1000.000 mV
Channel B -- Pages: 1 Offset: 0.000 mV Scale: 1000.000 mV

Processing Parameters :

Bunch Factor : 2 points
Noise Threshold : 990 µV
Area Threshold : 9291.00 µV

Peak Separation Criteria
Width Ratio : 0.200
Valley-to-Peak Ratio : 0.010

Exponential Skim Criteria
Peak Height Ratio : 5.000
Adjusted Height Ratio : 4.000
Valley Height Ratio : 3.000

Baseline Timed Events :

Event #1 - -P at 0.122
Event #2 - +P at 2.613
Event #3 - -P at 2.911
Event #4 - +P at 4.812
Event #5 - -P at 5.125
Event #6 - +P at 5.601
Event #7 - -P at 9.631
Event #8 - +P at 10.354
Event #9 - -P at 13.588
Event #10 - +P at 15.880

Event #11 - -P at 16.242

Annotated Replot Parameters :

No replot will be printed

Report Format files :

No report format files given

User Programs :

No user programs will be executed

Global Information :

Default Sample Volume : 1.000 uL
Quantitation Units :
Void Time : 0.000 min
Correct amounts during calibration : NO
Reject outliers during calibration : NO
An Internal Standard calibration will be used
Unknown peaks will be quantitated using a response factor of 1.000000

Component Information :

Int Std

Component Type : Single Peak Component
Retention Time : 2.737 min Search Window: 1.00 s, 1.00 %
Reference Component:
Find peak closest to expected RT in window
Internal Standard :
Use Average Calibration Factor (Area ratio / Amount ratio)
User Values:
Label :
Value 1: 0.000000
Value 2: 0.000000
Value 3: 0.000000
Value 4: 0.000000
Value 5: 0.000000
Calibration Levels:

Level Name	Amount	Area	Height	ISTD Resp.	ISTD Amt.	# Replicates
0.5	100.0000	1207947.17	523147.33	1.0000	1.0000	1
1	100.0000	1247742.83	528862.09	1.0000	1.0000	1
2	100.0000	1202433.08	517941.44	1.0000	1.0000	1
3	100.0000	1263619.52	547959.62	1.0000	1.0000	1
4	100.0000	1296807.51	533326.07	1.0000	1.0000	1
5	100.0000	1174393.84	506519.45	1.0000	1.0000	1
6	100.0000	1203959.86	525228.41	1.0000	1.0000	1
7	100.0000	1198324.62	516035.37	1.0000	1.0000	1

Average Calibration Factor = 1.000000 (%RSD = 0.00)

TCMX SURR

Component Type : Single Peak Component
Retention Time : 4.925 min Search Window: 3.50 s, 1.00 %
Reference Component:
Find peak closest to expected RT in window
Internal Standard : Int Std
Use Average Calibration Factor (Area ratio / Amount ratio)
User Values:
Label :
Value 1: 0.000000

Value 2: 0.000000
Value 3: 0.000000
Value 4: 0.000000
Value 5: 0.000000

Calibration Levels:

Level Name	Amount	Area	Height	ISTD Resp.	ISTD Amt.	# Replicates
0.5	10.0000	263325.40	115708.41	0.2180	0.1000	1
1	20.0000	460180.71	201322.83	0.3688	0.2000	1
2	40.0000	820304.47	354662.30	0.6822	0.4000	1
3	60.0000	1250393.20	520175.22	0.9895	0.6000	1
4	80.0000	1630849.55	664731.00	1.2576	0.8000	1
5	100.0000	1757284.28	735086.52	1.4963	1.0000	1

Average Calibration Factor = 1.741174 (%RSD = 14.10)

1016-1

Component Type : Single Peak Component
Retention Time : 5.800 min Search Window: 1.00 s, 1.00 %
Reference Component:
Find peak closest to expected RT in window
Internal Standard : Int Std
Use Average Calibration Factor (Area ratio / Amount ratio)
User Values:
Label :
Value 1: 0.000000
Value 2: 0.000000
Value 3: 0.000000
Value 4: 0.000000
Value 5: 0.000000

Calibration Levels:

Level Name	Amount	Area	Height	ISTD Resp.	ISTD Amt.	# Replicates
0.5	50.0000	28915.61	13047.99	0.0239	0.5000	1
1	100.0000	58488.93	26055.15	0.0469	1.0000	1
2	200.0000	108876.52	46791.67	0.0905	2.0000	1
3	400.0000	210594.84	89035.08	0.1667	4.0000	1
4	600.0000	292544.36	120278.06	0.2256	6.0000	1
5	800.0000	342984.11	143065.57	0.2921	8.0000	1
6	1000.0000	424213.96	178038.04	0.3523	10.0000	1
7	1200.0000	485065.48	201396.71	0.4048	12.0000	1

Average Calibration Factor = 0.040595 (%RSD = 13.72)

1016-2

Component Type : Single Peak Component
Retention Time : 6.951 min Search Window: 1.00 s, 1.00 %
Reference Component: 1016-1
Find peak closest to expected RT in window
Internal Standard : Int Std
Use Average Calibration Factor (Area ratio / Amount ratio)
User Values:
Label :
Value 1: 0.000000
Value 2: 0.000000
Value 3: 0.000000
Value 4: 0.000000
Value 5: 0.000000

Calibration Levels:

Level Name	Amount	Area	Height	ISTD Resp.	ISTD Amt.	# Replicates
0.5	50.0000	37902.39	12247.58	0.0314	0.5000	1
1	100.0000	64675.18	19807.67	0.0518	1.0000	1
2	200.0000	123386.41	37652.37	0.1026	2.0000	1
3	400.0000	241259.00	72523.62	0.1909	4.0000	1

4	600.0000	335490.05	99664.76	0.2587	6.0000	1
5	800.0000	400742.96	118259.94	0.3412	8.0000	1
6	1000.0000	510541.62	146799.11	0.4241	10.0000	1
7	1200.0000	594843.40	169737.72	0.4964	12.0000	1

Average Calibration Factor = 0.047896 (%RSD = 15.20)

1016-3

Component Type : Single Peak Component
Retention Time : 7.590 min Search Window: 1.00 s, 1.00 %
Reference Component: 1016-1
Find peak closest to expected RT in window
Internal Standard : Int Std
Use Average Calibration Factor (Area ratio / Amount ratio)
User Values:
Label :
Value 1: 0.000000
Value 2: 0.000000
Value 3: 0.000000
Value 4: 0.000000
Value 5: 0.000000
Calibration Levels:

Level Name	Amount	Area	Height	ISTD Resp.	ISTD Amt.	# Replicates
0.5	50.0000	131203.73	35595.35	0.1086	0.5000	1
1	100.0000	246659.93	66659.92	0.1977	1.0000	1
2	200.0000	448425.13	118875.79	0.3729	2.0000	1
3	400.0000	844052.28	221109.56	0.6680	4.0000	1
4	600.0000	1140431.48	299706.67	0.8794	6.0000	1
5	800.0000	1349308.28	351149.74	1.1489	8.0000	1
6	1000.0000	1666510.55	431636.77	1.3842	10.0000	1
7	1200.0000	1887980.23	489789.49	1.5755	12.0000	1

Average Calibration Factor = 0.166034 (%RSD = 18.90)

1016-4

Component Type : Single Peak Component
Retention Time : 7.717 min Search Window: 1.00 s, 1.00 %
Reference Component: 1016-1
Find peak closest to expected RT in window
Internal Standard : Int Std
Use Average Calibration Factor (Area ratio / Amount ratio)
User Values:
Label :
Value 1: 0.000000
Value 2: 0.000000
Value 3: 0.000000
Value 4: 0.000000
Value 5: 0.000000
Calibration Levels:

Level Name	Amount	Area	Height	ISTD Resp.	ISTD Amt.	# Replicates
0.5	50.0000	44407.26	18251.39	0.0368	0.5000	1
1	100.0000	88214.68	35237.48	0.0707	1.0000	1
2	200.0000	162988.49	64453.87	0.1355	2.0000	1
3	400.0000	312479.80	121276.05	0.2473	4.0000	1
4	600.0000	429719.73	165334.59	0.3314	6.0000	1
5	800.0000	507741.68	194851.37	0.4323	8.0000	1
6	1000.0000	637751.02	241122.42	0.5297	10.0000	1
7	1200.0000	725722.22	274431.83	0.6056	12.0000	1

Average Calibration Factor = 0.060816 (%RSD = 14.63)

1016-5

Component Type : Single Peak Component

Retention Time : 7.908 min Search Window: 1.00 s, 1.00 %
Reference Component: 1016-1
Find peak closest to expected RT in window
Internal Standard : Int Std
Use Average Calibration Factor (Area ratio / Amount ratio)
User Values:
Label :
Value 1: 0.000000
Value 2: 0.000000
Value 3: 0.000000
Value 4: 0.000000
Value 5: 0.000000
Calibration Levels:

Level Name	Amount	Area	Height	ISTD Resp.	ISTD Amt.	# Replicates
0.5	50.0000	35140.40	15662.57	0.0291	0.5000	1
1	100.0000	69809.61	30915.02	0.0559	1.0000	1
2	200.0000	132115.02	56798.53	0.1099	2.0000	1
3	400.0000	257147.92	107188.24	0.2035	4.0000	1
4	600.0000	353047.00	148318.11	0.2722	6.0000	1
5	800.0000	420161.33	176095.80	0.3578	8.0000	1
6	1000.0000	523576.24	215845.11	0.4349	10.0000	1
7	1200.0000	598098.15	246285.76	0.4991	12.0000	1

Average Calibration Factor = 0.049390 (%RSD = 12.96)

1260-1
Component Type : Single Peak Component
Retention Time : 10.985 min Search Window: 0.50 s, 0.50 %
Reference Component:
Find peak closest to expected RT in window
Internal Standard : Int Std
Use Average Calibration Factor (Area ratio / Amount ratio)
User Values:
Label :
Value 1: 0.000000
Value 2: 0.000000
Value 3: 0.000000
Value 4: 0.000000
Value 5: 0.000000
Calibration Levels:

Level Name	Amount	Area	Height	ISTD Resp.	ISTD Amt.	# Replicates
0.5	50.0000	60753.41	26114.01	0.0503	0.5000	1
1	100.0000	115485.54	48259.82	0.0926	1.0000	1
2	200.0000	216433.17	88730.66	0.1800	2.0000	1
3	400.0000	406063.35	164471.75	0.3213	4.0000	1
4	600.0000	550318.77	220591.47	0.4244	6.0000	1
5	800.0000	645734.70	260935.31	0.5498	8.0000	1
6	1000.0000	801628.87	324592.45	0.6658	10.0000	1
7	1200.0000	899009.68	365399.40	0.7502	12.0000	1

Average Calibration Factor = 0.079005 (%RSD = 17.72)

1260-2
Component Type : Single Peak Component
Retention Time : 12.073 min Search Window: 0.50 s, 0.50 %
Reference Component: 1260-1
Find peak closest to expected RT in window
Internal Standard : Int Std
Use Average Calibration Factor (Area ratio / Amount ratio)
User Values:
Label :
Value 1: 0.000000

Value 2: 0.000000
Value 3: 0.000000
Value 4: 0.000000
Value 5: 0.000000

Calibration Levels:

Level Name	Amount	Area	Height	ISTD Resp.	ISTD Amt.	# Replicates
0.5	50.0000	74907.57	27086.16	0.0620	0.5000	1
1	100.0000	153763.23	50185.08	0.1232	1.0000	1
2	200.0000	274484.13	94670.38	0.2283	2.0000	1
3	400.0000	523813.21	177119.08	0.4145	4.0000	1
4	600.0000	721345.08	241190.59	0.5562	6.0000	1
5	800.0000	913006.69	287753.31	0.7774	8.0000	1
6	1000.0000	1142810.74	363639.30	0.9492	10.0000	1
7	1200.0000	1292246.49	411077.09	1.0784	12.0000	1

Average Calibration Factor = 0.104963 (%RSD = 13.10)

1260-3

Component Type : Single Peak Component
Retention Time : 12.279 min Search Window: 0.50 s, 0.50 %
Reference Component: 1260-1
Find peak closest to expected RT in window
Internal Standard : Int Std
Use Average Calibration Factor (Area ratio / Amount ratio)
User Values:
Label :
Value 1: 0.000000
Value 2: 0.000000
Value 3: 0.000000
Value 4: 0.000000
Value 5: 0.000000

Calibration Levels:

Level Name	Amount	Area	Height	ISTD Resp.	ISTD Amt.	# Replicates
0.5	50.0000	55663.70	21427.98	0.0461	0.5000	1
1	100.0000	98075.36	40043.26	0.0786	1.0000	1
2	200.0000	179144.06	71545.09	0.1490	2.0000	1
3	400.0000	333669.33	137357.27	0.2641	4.0000	1
4	600.0000	445235.37	185066.52	0.3433	6.0000	1
5	800.0000	554077.95	221059.76	0.4718	8.0000	1
6	1000.0000	697408.19	274581.37	0.5793	10.0000	1
7	1200.0000	783902.28	313553.95	0.6542	12.0000	1

Average Calibration Factor = 0.067489 (%RSD = 19.57)

1260-4

Component Type : Single Peak Component
Retention Time : 12.388 min Search Window: 0.50 s, 0.70 %
Reference Component: 1260-1
Find peak closest to expected RT in window
Internal Standard : Int Std
Use Average Calibration Factor (Area ratio / Amount ratio)
User Values:
Label :
Value 1: 0.000000
Value 2: 0.000000
Value 3: 0.000000
Value 4: 0.000000
Value 5: 0.000000

Calibration Levels:

Level Name	Amount	Area	Height	ISTD Resp.	ISTD Amt.	# Replicates
0.5	50.0000	26972.62	10984.14	0.0223	0.5000	1
1	100.0000	50095.05	22273.92	0.0401	1.0000	1

2	200.0000	94652.63	39417.46	0.0787	2.0000	1
3	400.0000	183452.31	76791.52	0.1452	4.0000	1
4	600.0000	255771.02	104804.92	0.1972	6.0000	1
5	800.0000	312346.70	128285.09	0.2660	8.0000	1
6	1000.0000	403218.49	160844.78	0.3349	10.0000	1
7	1200.0000	459722.77	182258.38	0.3836	12.0000	1

Average Calibration Factor = 0.036499 (%RSD = 12.30)

1260-5

Component Type : Single Peak Component
Retention Time : 12.690 min Search Window: 0.50 s, 0.70 %
Reference Component: 1260-1
Find peak closest to expected RT in window
Internal Standard : Int Std
Use Average Calibration Factor (Area ratio / Amount ratio)
User Values:
Label :
Value 1: 0.000000
Value 2: 0.000000
Value 3: 0.000000
Value 4: 0.000000
Value 5: 0.000000
Calibration Levels:

Level Name	Amount	Area	Height	ISTD Resp.	ISTD Amt.	# Replicates
0.5	50.0000	49353.32	20880.25	0.0409	0.5000	1
1	100.0000	95753.01	37427.35	0.0767	1.0000	1
2	200.0000	165074.81	67851.01	0.1373	2.0000	1
3	400.0000	333963.43	131965.54	0.2643	4.0000	1
4	600.0000	472485.16	181840.51	0.3643	6.0000	1
5	800.0000	561099.13	214752.95	0.4778	8.0000	1
6	1000.0000	719815.54	267166.48	0.5979	10.0000	1
7	1200.0000	805925.47	297600.10	0.6725	12.0000	1

Average Calibration Factor = 0.066181 (%RSD = 13.68)

DCBP SURR

Component Type : Single Peak Component
Retention Time : 15.981 min Search Window: 1.00 s, 1.00 %
Reference Component:
Find peak closest to expected RT in window
Internal Standard : Int Std
Use Average Calibration Factor (Area ratio / Amount ratio)
User Values:
Label :
Value 1: 0.000000
Value 2: 0.000000
Value 3: 0.000000
Value 4: 0.000000
Value 5: 0.000000
Calibration Levels:

Level Name	Amount	Area	Height	ISTD Resp.	ISTD Amt.	# Replicates
0.5	10.0000	138298.41	57608.41	0.1145	0.1000	1
1	20.0000	245733.77	99769.54	0.1969	0.2000	1
2	40.0000	448142.14	176789.65	0.3727	0.4000	1
3	60.0000	680267.04	267888.73	0.5383	0.6000	1
4	80.0000	877492.13	342798.85	0.6767	0.8000	1
5	100.0000	947143.49	369098.92	0.8065	1.0000	1
6	120.0000	1149668.92	445551.49	0.9549	1.2000	1
7	140.0000	1276661.61	490499.70	1.0654	1.4000	1

Average Calibration Factor = 0.895957 (%RSD = 13.99)

Calibration Replicate Lists:

Component: Int Std

Level : 0.5

Area	Height	Vol Adj Amt	ISTD Response	ISTD Amount	Date/Time	File
1207947.17	523147.33	100.0000	1.0000	1.0000	7/19/2017 08:02 AM	GEDIT.RS

Level : 1

Area	Height	Vol Adj Amt	ISTD Response	ISTD Amount	Date/Time	File
1247742.83	528862.09	100.0000	1.0000	1.0000	7/19/2017 08:02 AM	GEDIT.RS

Level : 2

Area	Height	Vol Adj Amt	ISTD Response	ISTD Amount	Date/Time	File
1202433.08	517941.44	100.0000	1.0000	1.0000	7/19/2017 08:02 AM	GEDIT.RS

Level : 3

Area	Height	Vol Adj Amt	ISTD Response	ISTD Amount	Date/Time	File
1263619.52	547959.62	100.0000	1.0000	1.0000	7/19/2017 08:02 AM	GEDIT.RS

Level : 4

Area	Height	Vol Adj Amt	ISTD Response	ISTD Amount	Date/Time	File
1296807.51	533326.07	100.0000	1.0000	1.0000	7/19/2017 08:02 AM	GEDIT.RS

Level : 5

Area	Height	Vol Adj Amt	ISTD Response	ISTD Amount	Date/Time	File
1174393.84	506519.45	100.0000	1.0000	1.0000	7/19/2017 08:02 AM	GEDIT.RS

Level : 6

Area	Height	Vol Adj Amt	ISTD Response	ISTD Amount	Date/Time	File
1203959.86	525228.41	100.0000	1.0000	1.0000	7/19/2017 08:02 AM	GEDIT.RS

Level : 7

Area	Height	Vol Adj Amt	ISTD Response	ISTD Amount	Date/Time	File
1198324.62	516035.37	100.0000	1.0000	1.0000	7/19/2017 08:02 AM	GEDIT.RS

Component: TCMX SURR

Level : 0.5

Area	Height	Vol Adj Amt	ISTD Response	ISTD Amount	Date/Time	File
263325.40	115708.41	10.0000	0.2180	0.1000	7/19/2017 08:02 AM	GEDIT.RS

Level : 1

Area	Height	Vol Adj Amt	ISTD Response	ISTD Amount	Date/Time	File
460180.71	201322.83	20.0000	0.3688	0.2000	7/19/2017 08:02 AM	GEDIT.RS

Level : 2

Area	Height	Vol Adj Amt	ISTD Response	ISTD Amount	Date/Time	File

820304.47	354662.30	40.0000	0.6822	0.4000	7/19/2017 08:02 AM	GEDIT.RS

Level : 3

Area	Height	Vol Adj Amt	ISTD Response	ISTD Amount	Date/Time	File
1250393.20	520175.22	60.0000	0.9895	0.6000	7/19/2017 08:02 AM	GEDIT.RS

Level : 4

Area	Height	Vol Adj Amt	ISTD Response	ISTD Amount	Date/Time	File
1630849.55	664731.00	80.0000	1.2576	0.8000	7/19/2017 08:02 AM	GEDIT.RS

Level : 5

Area	Height	Vol Adj Amt	ISTD Response	ISTD Amount	Date/Time	File
1757284.28	735086.52	100.0000	1.4963	1.0000	7/19/2017 08:02 AM	GEDIT.RS

Component: 1016-1

Level : 0.5

Area	Height	Vol Adj Amt	ISTD Response	ISTD Amount	Date/Time	File
28915.61	13047.99	50.0000	0.0239	0.5000	7/19/2017 08:02 AM	GEDIT.RS

Level : 1

Area	Height	Vol Adj Amt	ISTD Response	ISTD Amount	Date/Time	File
58488.93	26055.15	100.0000	0.0469	1.0000	7/19/2017 08:02 AM	GEDIT.RS

Level : 2

Area	Height	Vol Adj Amt	ISTD Response	ISTD Amount	Date/Time	File
108876.52	46791.67	200.0000	0.0905	2.0000	7/19/2017 08:02 AM	GEDIT.RS

Level : 3

Area	Height	Vol Adj Amt	ISTD Response	ISTD Amount	Date/Time	File
210594.84	89035.08	400.0000	0.1667	4.0000	7/19/2017 08:02 AM	GEDIT.RS

Level : 4

Area	Height	Vol Adj Amt	ISTD Response	ISTD Amount	Date/Time	File
292544.36	120278.06	600.0000	0.2256	6.0000	7/19/2017 08:02 AM	GEDIT.RS

Level : 5

Area	Height	Vol Adj Amt	ISTD Response	ISTD Amount	Date/Time	File
342984.11	143065.57	800.0000	0.2921	8.0000	7/19/2017 08:02 AM	GEDIT.RS

Level : 6

Area	Height	Vol Adj Amt	ISTD Response	ISTD Amount	Date/Time	File
424213.96	178038.04	1000.0000	0.3523	10.0000	7/19/2017 08:02 AM	GEDIT.RS

Level : 7

Area	Height	Vol Adj Amt	ISTD Response	ISTD Amount	Date/Time	File

Area	Height	Vol Adj Amt	ISTD Response	ISTD Amount	Date/Time		File
485065.48	201396.71	1200.0000	0.4048	12.0000	7/19/2017	08:02 AM	GEDIT.RS

Component: 1016-2

Level : 0.5

Area	Height	Vol Adj Amt	ISTD Response	ISTD Amount	Date/Time		File
37902.39	12247.58	50.0000	0.0314	0.5000	7/19/2017	08:02 AM	GEDIT.RS

Level : 1

Area	Height	Vol Adj Amt	ISTD Response	ISTD Amount	Date/Time		File
64675.18	19807.67	100.0000	0.0518	1.0000	7/19/2017	08:02 AM	GEDIT.RS

Level : 2

Area	Height	Vol Adj Amt	ISTD Response	ISTD Amount	Date/Time		File
123386.41	37652.37	200.0000	0.1026	2.0000	7/19/2017	08:02 AM	GEDIT.RS

Level : 3

Area	Height	Vol Adj Amt	ISTD Response	ISTD Amount	Date/Time		File
241233.06	72523.62	400.0000	0.1909	4.0000	7/19/2017	08:02 AM	GEDIT.RS

Level : 4

Area	Height	Vol Adj Amt	ISTD Response	ISTD Amount	Date/Time		File
335490.05	99664.76	600.0000	0.2587	6.0000	7/19/2017	08:02 AM	GEDIT.RS

Level : 5

Area	Height	Vol Adj Amt	ISTD Response	ISTD Amount	Date/Time		File
400742.96	118259.94	800.0000	0.3412	8.0000	7/19/2017	08:02 AM	GEDIT.RS

Level : 6

Area	Height	Vol Adj Amt	ISTD Response	ISTD Amount	Date/Time		File
510541.62	146799.11	1000.0000	0.4241	10.0000	7/19/2017	08:02 AM	GEDIT.RS

Level : 7

Area	Height	Vol Adj Amt	ISTD Response	ISTD Amount	Date/Time		File
594843.40	169737.72	1200.0000	0.4964	12.0000	7/19/2017	08:02 AM	GEDIT.RS

Component: 1016-3

Level : 0.5

Area	Height	Vol Adj Amt	ISTD Response	ISTD Amount	Date/Time		File
131203.73	35595.35	50.0000	0.1086	0.5000	7/19/2017	08:02 AM	GEDIT.RS

Level : 1

Area	Height	Vol Adj Amt	ISTD Response	ISTD Amount	Date/Time		File
246659.93	66659.92	100.0000	0.1977	1.0000	7/19/2017	08:02 AM	GEDIT.RS

Level : 2

Area	Height	Vol Adj Amt	ISTD Response	ISTD Amount	Date/Time	File
448425.13	118875.79	200.0000	0.3729	2.0000	7/19/2017 08:02 AM	GEDIT.RS

Level : 3

Area	Height	Vol Adj Amt	ISTD Response	ISTD Amount	Date/Time	File
844052.28	221109.56	400.0000	0.6680	4.0000	7/19/2017 08:02 AM	GEDIT.RS

Level : 4

Area	Height	Vol Adj Amt	ISTD Response	ISTD Amount	Date/Time	File
1140431.48	299706.67	600.0000	0.8794	6.0000	7/19/2017 08:02 AM	GEDIT.RS

Level : 5

Area	Height	Vol Adj Amt	ISTD Response	ISTD Amount	Date/Time	File
1349308.28	351149.74	800.0000	1.1489	8.0000	7/19/2017 08:02 AM	GEDIT.RS

Level : 6

Area	Height	Vol Adj Amt	ISTD Response	ISTD Amount	Date/Time	File
1666510.55	431636.77	1000.0000	1.3842	10.0000	7/19/2017 08:02 AM	GEDIT.RS

Level : 7

Area	Height	Vol Adj Amt	ISTD Response	ISTD Amount	Date/Time	File
1887980.23	489789.49	1200.0000	1.5755	12.0000	7/19/2017 08:02 AM	GEDIT.RS

Component: 1016-4

Level : 0.5

Area	Height	Vol Adj Amt	ISTD Response	ISTD Amount	Date/Time	File
44407.26	18251.39	50.0000	0.0368	0.5000	7/19/2017 08:02 AM	GEDIT.RS

Level : 1

Area	Height	Vol Adj Amt	ISTD Response	ISTD Amount	Date/Time	File
88214.68	35237.48	100.0000	0.0707	1.0000	7/19/2017 08:02 AM	GEDIT.RS

Level : 2

Area	Height	Vol Adj Amt	ISTD Response	ISTD Amount	Date/Time	File
162988.49	64453.87	200.0000	0.1355	2.0000	7/19/2017 08:02 AM	GEDIT.RS

Level : 3

Area	Height	Vol Adj Amt	ISTD Response	ISTD Amount	Date/Time	File
312479.80	121276.05	400.0000	0.2473	4.0000	7/19/2017 08:02 AM	GEDIT.RS

Level : 4

Area	Height	Vol Adj Amt	ISTD Response	ISTD Amount	Date/Time	File
429710.32	165334.59	600.0000	0.3314	6.0000	7/19/2017 08:02 AM	GEDIT.RS

Level : 5

Area	Height	Vol Adj Amt	ISTD Response	ISTD Amount	Date/Time	File
507741.68	194851.37	800.0000	0.4323	8.0000	7/19/2017 08:02 AM	GEDIT.RS

Level : 6

Area	Height	Vol Adj Amt	ISTD Response	ISTD Amount	Date/Time	File
637751.02	241122.42	1000.0000	0.5297	10.0000	7/19/2017 08:02 AM	GEDIT.RS

Level : 7

Area	Height	Vol Adj Amt	ISTD Response	ISTD Amount	Date/Time	File
725722.22	274431.83	1200.0000	0.6056	12.0000	7/19/2017 08:02 AM	GEDIT.RS

Component: 1016-5

Level : 0.5

Area	Height	Vol Adj Amt	ISTD Response	ISTD Amount	Date/Time	File
35140.40	15662.57	50.0000	0.0291	0.5000	7/19/2017 08:02 AM	GEDIT.RS

Level : 1

Area	Height	Vol Adj Amt	ISTD Response	ISTD Amount	Date/Time	File
69809.61	30915.02	100.0000	0.0559	1.0000	7/19/2017 08:02 AM	GEDIT.RS

Level : 2

Area	Height	Vol Adj Amt	ISTD Response	ISTD Amount	Date/Time	File
132115.02	56798.53	200.0000	0.1099	2.0000	7/19/2017 08:02 AM	GEDIT.RS

Level : 3

Area	Height	Vol Adj Amt	ISTD Response	ISTD Amount	Date/Time	File
257147.92	107188.24	400.0000	0.2035	4.0000	7/19/2017 08:02 AM	GEDIT.RS

Level : 4

Area	Height	Vol Adj Amt	ISTD Response	ISTD Amount	Date/Time	File
353047.00	148318.11	600.0000	0.2722	6.0000	7/19/2017 08:02 AM	GEDIT.RS

Level : 5

Area	Height	Vol Adj Amt	ISTD Response	ISTD Amount	Date/Time	File
420161.33	176095.80	800.0000	0.3578	8.0000	7/19/2017 08:02 AM	GEDIT.RS

Level : 6

Area	Height	Vol Adj Amt	ISTD Response	ISTD Amount	Date/Time	File
523576.24	215845.11	1000.0000	0.4349	10.0000	7/19/2017 08:02 AM	GEDIT.RS

Level : 7

Area	Height	Vol Adj Amt	ISTD Response	ISTD Amount	Date/Time	File
598098.15	246285.76	1200.0000	0.4981	12.0000	7/19/2017 08:02 AM	GEDIT.RS

Component: 1260-1

Level : 0.5

Area	Height	Vol Adj Amt	ISTD Response	ISTD Amount	Date/Time	File
60753.41	26114.01	50.0000	0.0503	0.5000	7/19/2017 08:02 AM	GEDIT.RS

Level : 1

Area	Height	Vol Adj Amt	ISTD Response	ISTD Amount	Date/Time	File
115485.54	48259.82	100.0000	0.0926	1.0000	7/19/2017 08:02 AM	GEDIT.RS

Level : 2

Area	Height	Vol Adj Amt	ISTD Response	ISTD Amount	Date/Time	File
216433.17	88730.66	200.0000	0.1800	2.0000	7/19/2017 08:02 AM	GEDIT.RS

Level : 3

Area	Height	Vol Adj Amt	ISTD Response	ISTD Amount	Date/Time	File
406063.35	164471.75	400.0000	0.3213	4.0000	7/19/2017 08:02 AM	GEDIT.RS

Level : 4

Area	Height	Vol Adj Amt	ISTD Response	ISTD Amount	Date/Time	File
550318.77	220591.47	600.0000	0.4244	6.0000	7/19/2017 08:02 AM	GEDIT.RS

Level : 5

Area	Height	Vol Adj Amt	ISTD Response	ISTD Amount	Date/Time	File
645734.70	260935.31	800.0000	0.5498	8.0000	7/19/2017 08:02 AM	GEDIT.RS

Level : 6

Area	Height	Vol Adj Amt	ISTD Response	ISTD Amount	Date/Time	File
801628.87	324592.45	1000.0000	0.6658	10.0000	7/19/2017 08:02 AM	GEDIT.RS

Level : 7

Area	Height	Vol Adj Amt	ISTD Response	ISTD Amount	Date/Time	File
899009.68	365399.40	1200.0000	0.7502	12.0000	7/19/2017 08:02 AM	GEDIT.RS

Component: 1260-2

Level : 0.5

Area	Height	Vol Adj Amt	ISTD Response	ISTD Amount	Date/Time	File
74907.57	27086.16	50.0000	0.0620	0.5000	7/19/2017 08:02 AM	GEDIT.RS

Level : 1

Area	Height	Vol Adj Amt	ISTD Response	ISTD Amount	Date/Time	File
153763.23	50185.08	100.0000	0.1232	1.0000	7/19/2017 08:02 AM	GEDIT.RS

Level : 2

Area	Height	Vol Adj Amt	ISTD Response	ISTD Amount	Date/Time		File
274484.13	94670.38	200.0000	0.2283	2.0000	7/19/2017	08:02 AM	GEDIT.RS

Level : 3

Area	Height	Vol Adj Amt	ISTD Response	ISTD Amount	Date/Time		File
523813.21	177119.08	400.0000	0.4145	4.0000	7/19/2017	08:02 AM	GEDIT.RS

Level : 4

Area	Height	Vol Adj Amt	ISTD Response	ISTD Amount	Date/Time		File
721345.08	241190.59	600.0000	0.5562	6.0000	7/19/2017	08:02 AM	GEDIT.RS

Level : 5

Area	Height	Vol Adj Amt	ISTD Response	ISTD Amount	Date/Time		File
913006.69	287753.31	800.0000	0.7774	8.0000	7/19/2017	08:02 AM	GEDIT.RS

Level : 6

Area	Height	Vol Adj Amt	ISTD Response	ISTD Amount	Date/Time		File
1142810.74	363639.30	1000.0000	0.9492	10.0000	7/19/2017	08:02 AM	GEDIT.RS

Level : 7

Area	Height	Vol Adj Amt	ISTD Response	ISTD Amount	Date/Time		File
1292246.49	411077.09	1200.0000	1.0784	12.0000	7/19/2017	08:02 AM	GEDIT.RS

Component: 1260-3

Level : 0.5

Area	Height	Vol Adj Amt	ISTD Response	ISTD Amount	Date/Time		File
55663.70	21427.98	50.0000	0.0461	0.5000	7/19/2017	08:02 AM	GEDIT.RS

Level : 1

Area	Height	Vol Adj Amt	ISTD Response	ISTD Amount	Date/Time		File
98075.36	40043.26	100.0000	0.0786	1.0000	7/19/2017	08:02 AM	GEDIT.RS

Level : 2

Area	Height	Vol Adj Amt	ISTD Response	ISTD Amount	Date/Time		File
179144.06	71545.09	200.0000	0.1490	2.0000	7/19/2017	08:02 AM	GEDIT.RS

Level : 3

Area	Height	Vol Adj Amt	ISTD Response	ISTD Amount	Date/Time		File
333669.33	137357.27	400.0000	0.2641	4.0000	7/19/2017	08:02 AM	GEDIT.RS

Level : 4

Area	Height	Vol Adj Amt	ISTD Response	ISTD Amount	Date/Time		File
445235.37	185066.52	600.0000	0.3433	6.0000	7/19/2017	08:02 AM	GEDIT.RS

Level : 5

Area	Height	Vol Adj Amt	ISTD Response	ISTD Amount	Date/Time		File
554077.95	221059.76	800.0000	0.4718	8.0000	7/19/2017	08:02 AM	GEDIT.RS

Level : 6

Area	Height	Vol Adj Amt	ISTD Response	ISTD Amount	Date/Time		File
697408.19	274581.37	1000.0000	0.5793	10.0000	7/19/2017	08:02 AM	GEDIT.RS

Level : 7

Area	Height	Vol Adj Amt	ISTD Response	ISTD Amount	Date/Time		File
783902.28	313553.95	1200.0000	0.6542	12.0000	7/19/2017	08:02 AM	GEDIT.RS

Component: 1260-4

Level : 0.5

Area	Height	Vol Adj Amt	ISTD Response	ISTD Amount	Date/Time		File
26972.62	10984.14	50.0000	0.0223	0.5000	7/19/2017	08:02 AM	GEDIT.RS

Level : 1

Area	Height	Vol Adj Amt	ISTD Response	ISTD Amount	Date/Time		File
50035.03	21275.52	100.0000	0.0401	1.0000	7/19/2017	08:02 AM	GEDIT.RS

Level : 2

Area	Height	Vol Adj Amt	ISTD Response	ISTD Amount	Date/Time		File
94652.63	39417.46	200.0000	0.0787	2.0000	7/19/2017	08:02 AM	GEDIT.RS

Level : 3

Area	Height	Vol Adj Amt	ISTD Response	ISTD Amount	Date/Time		File
183452.31	76791.52	400.0000	0.1452	4.0000	7/19/2017	08:02 AM	GEDIT.RS

Level : 4

Area	Height	Vol Adj Amt	ISTD Response	ISTD Amount	Date/Time		File
255771.02	104804.92	600.0000	0.1972	6.0000	7/19/2017	08:02 AM	GEDIT.RS

Level : 5

Area	Height	Vol Adj Amt	ISTD Response	ISTD Amount	Date/Time		File
312346.70	128285.09	800.0000	0.2660	8.0000	7/19/2017	08:02 AM	GEDIT.RS

Level : 6

Area	Height	Vol Adj Amt	ISTD Response	ISTD Amount	Date/Time		File
403218.49	160844.78	1000.0000	0.3349	10.0000	7/19/2017	08:02 AM	GEDIT.RS

Level : 7

Area	Height	Vol Adj Amt	ISTD Response	ISTD Amount	Date/Time		File
459722.77	182258.38	1200.0000	0.3836	12.0000	7/19/2017	08:02 AM	GEDIT.RS

Component: 1260-5

Level : 0.5

Area	Height	Vol Adj Amt	ISTD Response	ISTD Amount	Date/Time	File
49353.32	20880.25	50.0000	0.0409	0.5000	7/19/2017 08:02 AM	GEDIT.RS

Level : 1

Area	Height	Vol Adj Amt	ISTD Response	ISTD Amount	Date/Time	File
95753.01	37427.35	100.0000	0.0767	1.0000	7/19/2017 08:02 AM	GEDIT.RS

Level : 2

Area	Height	Vol Adj Amt	ISTD Response	ISTD Amount	Date/Time	File
165074.81	67851.01	200.0000	0.1373	2.0000	7/19/2017 08:02 AM	GEDIT.RS

Level : 3

Area	Height	Vol Adj Amt	ISTD Response	ISTD Amount	Date/Time	File
333963.43	131965.54	400.0000	0.2643	4.0000	7/19/2017 08:02 AM	GEDIT.RS

Level : 4

Area	Height	Vol Adj Amt	ISTD Response	ISTD Amount	Date/Time	File
472485.16	181840.51	600.0000	0.3643	6.0000	7/19/2017 08:02 AM	GEDIT.RS

Level : 5

Area	Height	Vol Adj Amt	ISTD Response	ISTD Amount	Date/Time	File
561099.13	214752.95	800.0000	0.4778	8.0000	7/19/2017 08:02 AM	GEDIT.RS

Level : 6

Area	Height	Vol Adj Amt	ISTD Response	ISTD Amount	Date/Time	File
719815.54	267166.48	1000.0000	0.5979	10.0000	7/19/2017 08:02 AM	GEDIT.RS

Level : 7

Area	Height	Vol Adj Amt	ISTD Response	ISTD Amount	Date/Time	File
805925.47	297600.10	1200.0000	0.6725	12.0000	7/19/2017 08:02 AM	GEDIT.RS

Component: DCBP SURR

Level : 0.5

Area	Height	Vol Adj Amt	ISTD Response	ISTD Amount	Date/Time	File
138298.41	57608.41	10.0000	0.1145	0.1000	7/19/2017 08:02 AM	GEDIT.RS

Level : 1

Area	Height	Vol Adj Amt	ISTD Response	ISTD Amount	Date/Time	File
245733.77	99769.54	20.0000	0.1969	0.2000	7/19/2017 08:02 AM	GEDIT.RS

Level : 2

Area	Height	Vol Adj Amt	ISTD Response	ISTD Amount	Date/Time		File
448142.14	176789.65	40.0000	0.3727	0.4000	7/19/2017	08:02 AM	GEDIT.RS

Level : 3

Area	Height	Vol Adj Amt	ISTD Response	ISTD Amount	Date/Time		File
680267.04	267888.73	60.0000	0.5383	0.6000	7/19/2017	08:02 AM	GEDIT.RS

Level : 4

Area	Height	Vol Adj Amt	ISTD Response	ISTD Amount	Date/Time		File
877492.13	342798.85	80.0000	0.6767	0.8000	7/19/2017	08:02 AM	GEDIT.RS

Level : 5

Area	Height	Vol Adj Amt	ISTD Response	ISTD Amount	Date/Time		File
947143.49	369098.92	100.0000	0.8065	1.0000	7/19/2017	08:02 AM	GEDIT.RS

Level : 6

Area	Height	Vol Adj Amt	ISTD Response	ISTD Amount	Date/Time		File
1149668.92	445551.49	120.0000	0.9549	1.2000	7/19/2017	08:02 AM	GEDIT.RS

Level : 7

Area	Height	Vol Adj Amt	ISTD Response	ISTD Amount	Date/Time		File
1276661.61	490499.70	140.0000	1.0654	1.4000	7/19/2017	08:02 AM	GEDIT.RS

Turbochrom Method File : E:\TC2017\ECD1\07-JUL\PC718BI.MTH
Created by : AM on : 7/19/2017 08:03 AM
Edited by : god on : 7/19/2017 08:07 AM
Description :

Number of Times Edited : 6
Number of Times Calibrated : 5502

Instrument Conditions :
au-ECD1

Instrument Control Method:
Instrument name : AUTO_ECD1

Channel Parameters:
Data will be collected from both channels

Channel A signal source: DetA		Channel B signal source: DetB	
Analog Output	: INT	Analog Output	: INT
Attenuation	: -5	Attenuation	: -5
Offset	: 5.0 mV	Offset	: 5.0 mV

Delay Time : 0.00 min.
Run Time : 18.00 min.
Sampling Rate : 3.1250 pts/s

Autosampler Method:

Injection Volume	: 1.0 µl	Pre-Sequence Washes	: 0
Injection Speed	: NORM	Sample Washes	: 2
Viscosity Delay	: 0	Sample Pumps	: 4
Waste Vial	: 1	Solvent A Washes	: 4

Carriers Parameters:
Carrier A control : Press - PSIG
Initial Setpoint : 0.0 Initial Hold : 0.00 min

Carrier B control : NONE
Initial Setpoint : 0 Initial Hold : 0.00 min

Auxiliary Pneumatic 1 :
Auxiliary Pneumatic 1 setpoint : 0
Auxiliary Pneumatic 2 :
Auxiliary Pneumatic 2 setpoint : 0
Auxiliary Pneumatic 3 :
Auxiliary Pneumatic 3 setpoint : 0
Auxiliary Pneumatic 4 :
Auxiliary Pneumatic 4 setpoint : 0

Valve configuration and settings:

Valve 1	: NONE	Valve 2	: NONE
Valve 3	: NONE	Valve 4	: NONE
Valve 5	: NONE	Valve 6	: NONE

Detector Parameters:

Detector A : ECD		Detector B : ECD	
Range	: 1	Range	: 1

Time Constant : 200	Time Constant : 200
Autozero : OFF	Autozero : OFF
Ref Gas Flow : 30.0 mL/m	Ref Gas Flow : 30.0 mL/m
MkUp Gas Flow : 0.0 mL/m	MkUp Gas Flow : 0.0 mL/m

Heated Zones:

Injector A :
Injector A Setpoint : 250°
Injector B :
Injector B Setpoint : OFF
Detector A : 380°
Detector B : 380°
Auxiliary (NONE) : 0°

Oven Program:

Cryogenics : OFF
Initial Temp : 140° Maximum Temp : 350°
Initial Hold : 1.00 min Equilibration Time : 0.5 min
Ramp 1 : 10.5 °/min to 310°, hold for 0.81 min

Total Run Time : 18.00 min

Timed Events:

There are no timed events in the method

Real Time Plot Parameters :

Channel A -- Pages: 1 Offset: 0.000 mV Scale: 1000.000 mV
Channel B -- Pages: 1 Offset: 0.000 mV Scale: 1000.000 mV

Processing Parameters :

Bunch Factor : 2 points
Noise Threshold : 300 µV
Area Threshold : 383.00 µV

Peak Separation Criteria
Width Ratio : 0.200
Valley-to-Peak Ratio : 0.010

Exponential Skim Criteria
Peak Height Ratio : 5.000
Adjusted Height Ratio : 4.000
Valley Height Ratio : 3.000

Baseline Timed Events :

Event #1 - -P at 0.122
Event #2 - +P at 3.271
Event #3 - -P at 3.712
Event #4 - +P at 5.172
Event #5 - -P at 5.564
Event #6 - +P at 6.021
Event #7 - -P at 10.950
Event #8 - +P at 11.421
Event #9 - -P at 14.468
Event #10 - +P at 16.713

Event #11 - -P at 17.043

Annotated Replot Parameters :

No replot will be printed

Report Format files :

No report format files given

User Programs :

No user programs will be executed

Global Information :

Default Sample Volume : 1.000 uL
Quantitation Units :
Void Time : 0.000 min
Correct amounts during calibration : NO
Reject outliers during calibration : NO
An Internal Standard calibration will be used
Unknown peaks will be quantitated using a response factor of 1.000000

Component Information :

Int Std

Component Type : Single Peak Component
Retention Time : 3.447 min Search Window: 1.00 s, 1.00 %
Reference Component:
Find peak closest to expected RT in window
Internal Standard :
Use Average Calibration Factor (Area ratio / Amount ratio)
User Values:
Label :
Value 1: 0.000000
Value 2: 0.000000
Value 3: 0.000000
Value 4: 0.000000
Value 5: 0.000000
Calibration Levels:

Level Name	Amount	Area	Height	ISTD Resp.	ISTD Amt.	# Replicates
0.5	100.0000	853855.88	354943.74	1.0000	1.0000	1
1	100.0000	878145.08	367455.04	1.0000	1.0000	1
2	100.0000	858199.34	353482.46	1.0000	1.0000	1
3	100.0000	919902.20	384259.28	1.0000	1.0000	1
4	100.0000	924924.28	372242.31	1.0000	1.0000	1
5	100.0000	861946.33	360170.61	1.0000	1.0000	1
6	100.0000	883895.34	374382.22	1.0000	1.0000	1
7	100.0000	870863.81	368306.31	1.0000	1.0000	1

Average Calibration Factor = 1.000000 (%RSD = 0.00)

TCMX SURR

Component Type : Single Peak Component
Retention Time : 5.395 min Search Window: 3.50 s, 1.00 %
Reference Component:
Find peak closest to expected RT in window
Internal Standard : Int Std
Use Average Calibration Factor (Area ratio / Amount ratio)
User Values:
Label :
Value 1: 0.000000

Value 2: 0.000000
Value 3: 0.000000
Value 4: 0.000000
Value 5: 0.000000

Calibration Levels:

Level Name	Amount	Area	Height	ISTD Resp.	ISTD Amt.	# Replicates
0.5	10.0000	175918.51	76790.01	0.2060	0.1000	1
1	20.0000	314319.73	138208.34	0.3579	0.2000	1
2	40.0000	572941.74	244203.84	0.6676	0.4000	1
3	60.0000	894550.52	373644.91	0.9724	0.6000	1
4	80.0000	1165498.94	486171.02	1.2601	0.8000	1
5	100.0000	1274644.61	534605.56	1.4788	1.0000	1

Average Calibration Factor = 1.698941 (%RSD = 12.05)

1016-1

Component Type : Single Peak Component
Retention Time : 6.573 min Search Window: 1.00 s, 1.00 %
Reference Component:
Find peak closest to expected RT in window
Internal Standard : Int Std
Use Average Calibration Factor (Area ratio / Amount ratio)
User Values:
Label :
Value 1: 0.000000
Value 2: 0.000000
Value 3: 0.000000
Value 4: 0.000000
Value 5: 0.000000

Calibration Levels:

Level Name	Amount	Area	Height	ISTD Resp.	ISTD Amt.	# Replicates
0.5	50.0000	22713.17	9271.22	0.0266	0.5000	1
1	100.0000	44229.23	17888.73	0.0504	1.0000	1
2	200.0000	81075.73	32249.30	0.0945	2.0000	1
3	400.0000	156868.56	61004.11	0.1705	4.0000	1
4	600.0000	215636.11	84517.11	0.2331	6.0000	1
5	800.0000	257800.88	100568.70	0.2991	8.0000	1
6	1000.0000	324056.32	127163.55	0.3666	10.0000	1
7	1200.0000	370856.43	143908.14	0.4258	12.0000	1

Average Calibration Factor = 0.042729 (%RSD = 15.85)

1016-2

Component Type : Single Peak Component
Retention Time : 7.402 min Search Window: 1.00 s, 1.00 %
Reference Component: 1016-1
Find peak closest to expected RT in window
Internal Standard : Int Std
Use Average Calibration Factor (Area ratio / Amount ratio)
User Values:
Label :
Value 1: 0.000000
Value 2: 0.000000
Value 3: 0.000000
Value 4: 0.000000
Value 5: 0.000000

Calibration Levels:

Level Name	Amount	Area	Height	ISTD Resp.	ISTD Amt.	# Replicates
0.5	50.0000	38141.37	11992.85	0.0447	0.5000	1
1	100.0000	76170.57	23667.26	0.0867	1.0000	1
2	200.0000	142528.66	43538.37	0.1661	2.0000	1
3	400.0000	278059.98	83529.79	0.3022	4.0000	1

4	600.0000	390292.88	114070.29	0.4220	6.0000	1
5	800.0000	464684.11	136285.82	0.5391	8.0000	1
6	1000.0000	584202.19	172080.65	0.6609	10.0000	1
7	1200.0000	668906.96	194702.16	0.7681	12.0000	1

Average Calibration Factor = 0.075313 (%RSD = 13.16)

1016-3

Component Type : Single Peak Component
Retention Time : 8.361 min Search Window: 1.00 s, 1.00 %
Reference Component: 1016-1
Find peak closest to expected RT in window
Internal Standard : Int Std
Use Average Calibration Factor (Area ratio / Amount ratio)
User Values:
Label :
Value 1: 0.000000
Value 2: 0.000000
Value 3: 0.000000
Value 4: 0.000000
Value 5: 0.000000
Calibration Levels:

Level Name	Amount	Area	Height	ISTD Resp.	ISTD Amt.	# Replicates
0.5	50.0000	88246.50	26640.93	0.1034	0.5000	1
1	100.0000	166762.16	50416.93	0.1899	1.0000	1
2	200.0000	303565.48	91108.45	0.3537	2.0000	1
3	400.0000	582143.27	174143.23	0.6328	4.0000	1
4	600.0000	800069.90	235905.62	0.8650	6.0000	1
5	800.0000	957372.64	283402.86	1.1107	8.0000	1
6	1000.0000	1197475.88	352433.29	1.3548	10.0000	1
7	1200.0000	1371051.85	402132.42	1.5744	12.0000	1

Average Calibration Factor = 0.160169 (%RSD = 17.49)

1016-4

Component Type : Single Peak Component
Retention Time : 8.562 min Search Window: 1.00 s, 1.00 %
Reference Component: 1016-1
Find peak closest to expected RT in window
Internal Standard : Int Std
Use Average Calibration Factor (Area ratio / Amount ratio)
User Values:
Label :
Value 1: 0.000000
Value 2: 0.000000
Value 3: 0.000000
Value 4: 0.000000
Value 5: 0.000000
Calibration Levels:

Level Name	Amount	Area	Height	ISTD Resp.	ISTD Amt.	# Replicates
0.5	50.0000	29688.51	11497.56	0.0348	0.5000	1
1	100.0000	59223.58	22394.56	0.0674	1.0000	1
2	200.0000	116384.11	41766.75	0.1356	2.0000	1
3	400.0000	231428.94	80042.11	0.2516	4.0000	1
4	600.0000	320044.34	111693.91	0.3460	6.0000	1
5	800.0000	384261.38	132157.22	0.4458	8.0000	1
6	1000.0000	486517.56	166079.14	0.5504	10.0000	1
7	1200.0000	555758.34	190719.82	0.6382	12.0000	1

Average Calibration Factor = 0.061163 (%RSD = 10.70)

1016-5

Component Type : Single Peak Component

Retention Time : 8.834 min Search Window: 1.00 s, 1.00 %
Reference Component: 1016-1
Find peak closest to expected RT in window
Internal Standard : Int Std
Use Average Calibration Factor (Area ratio / Amount ratio)
User Values:
Label :
Value 1: 0.000000
Value 2: 0.000000
Value 3: 0.000000
Value 4: 0.000000
Value 5: 0.000000
Calibration Levels:

Level Name	Amount	Area	Height	ISTD Resp.	ISTD Amt.	# Replicates
0.5	50.0000	19952.26	8838.35	0.0234	0.5000	1
1	100.0000	42318.66	17904.92	0.0482	1.0000	1
2	200.0000	77867.79	32527.01	0.0907	2.0000	1
3	400.0000	152679.54	63437.33	0.1660	4.0000	1
4	600.0000	210809.67	89040.10	0.2279	6.0000	1
5	800.0000	253367.22	105682.43	0.2939	8.0000	1
6	1000.0000	321463.05	132880.25	0.3637	10.0000	1
7	1200.0000	367871.54	151859.81	0.4224	12.0000	1

Average Calibration Factor = 0.041011 (%RSD = 12.57)

1260-1
Component Type : Single Peak Component
Retention Time : 11.841 min Search Window: 0.50 s, 0.50 %
Reference Component:
Find peak closest to expected RT in window
Internal Standard : Int Std
Use Average Calibration Factor (Area ratio / Amount ratio)
User Values:
Label :
Value 1: 0.000000
Value 2: 0.000000
Value 3: 0.000000
Value 4: 0.000000
Value 5: 0.000000
Calibration Levels:

Level Name	Amount	Area	Height	ISTD Resp.	ISTD Amt.	# Replicates
0.5	50.0000	39354.23	16825.29	0.0461	0.5000	1
1	100.0000	76854.57	32766.05	0.0875	1.0000	1
2	200.0000	163501.34	62177.51	0.1905	2.0000	1
3	400.0000	308018.33	119810.26	0.3348	4.0000	1
4	600.0000	413011.54	161642.22	0.4465	6.0000	1
5	800.0000	493200.47	194130.14	0.5722	8.0000	1
6	1000.0000	632097.95	247096.81	0.7151	10.0000	1
7	1200.0000	721583.85	279703.17	0.8286	12.0000	1

Average Calibration Factor = 0.080647 (%RSD = 12.78)

1260-2
Component Type : Single Peak Component
Retention Time : 12.920 min Search Window: 0.50 s, 0.50 %
Reference Component: 1260-1
Find peak closest to expected RT in window
Internal Standard : Int Std
Use Average Calibration Factor (Area ratio / Amount ratio)
User Values:
Label :
Value 1: 0.000000

Value 2: 0.000000
Value 3: 0.000000
Value 4: 0.000000
Value 5: 0.000000

Calibration Levels:

Level Name	Amount	Area	Height	ISTD Resp.	ISTD Amt.	# Replicates
0.5	50.0000	55179.47	14244.56	0.0646	0.5000	1
1	100.0000	107740.58	28463.56	0.1227	1.0000	1
2	200.0000	200511.39	53013.58	0.2336	2.0000	1
3	400.0000	389456.43	103867.26	0.4234	4.0000	1
4	600.0000	549115.92	146077.71	0.5937	6.0000	1
5	800.0000	657622.54	175328.24	0.7630	8.0000	1
6	1000.0000	844081.90	224426.38	0.9550	10.0000	1
7	1200.0000	967825.91	258263.70	1.1113	12.0000	1

Average Calibration Factor = 0.107128 (%RSD = 13.10)

1260-3

Component Type : Single Peak Component
Retention Time : 13.015 min Search Window: 0.50 s, 0.50 %
Reference Component: 1260-1
Find peak closest to expected RT in window
Internal Standard : Int Std
Use Average Calibration Factor (Area ratio / Amount ratio)
User Values:
Label :
Value 1: 0.000000
Value 2: 0.000000
Value 3: 0.000000
Value 4: 0.000000
Value 5: 0.000000

Calibration Levels:

Level Name	Amount	Area	Height	ISTD Resp.	ISTD Amt.	# Replicates
0.5	50.0000	36914.19	14943.19	0.0432	0.5000	1
1	100.0000	72105.65	28662.01	0.0821	1.0000	1
2	200.0000	132906.91	53262.65	0.1549	2.0000	1
3	400.0000	262533.34	104035.13	0.2854	4.0000	1
4	600.0000	367222.28	143550.77	0.3970	6.0000	1
5	800.0000	435272.02	172554.95	0.5050	8.0000	1
6	1000.0000	562419.60	219836.09	0.6363	10.0000	1
7	1200.0000	640025.37	250290.40	0.7349	12.0000	1

Average Calibration Factor = 0.071441 (%RSD = 13.36)

1260-4

Component Type : Single Peak Component
Retention Time : 13.122 min Search Window: 0.50 s, 0.70 %
Reference Component: 1260-1
Find peak closest to expected RT in window
Internal Standard : Int Std
Use Average Calibration Factor (Area ratio / Amount ratio)
User Values:
Label :
Value 1: 0.000000
Value 2: 0.000000
Value 3: 0.000000
Value 4: 0.000000
Value 5: 0.000000

Calibration Levels:

Level Name	Amount	Area	Height	ISTD Resp.	ISTD Amt.	# Replicates
0.5	50.0000	23893.77	8859.47	0.0280	0.5000	1
1	100.0000	5942.59	16000.71	0.0449	1.0000	1

2	200.0000	73600.24	30002.05	0.0858	2.0000	1
3	400.0000	153708.41	57761.74	0.1671	4.0000	1
4	600.0000	215877.19	80828.34	0.2334	6.0000	1
5	800.0000	240858.40	96643.85	0.2794	8.0000	1
6	1000.0000	314122.18	125939.15	0.3554	10.0000	1
7	1200.0000	361485.78	142083.34	0.4151	12.0000	1

Average Calibration Factor = 0.041185 (%RSD = 17.30)

1260-5

Component Type : Single Peak Component
Retention Time : 13.587 min Search Window: 0.50 s, 0.70 %
Reference Component: 1260-1
Find peak closest to expected RT in window
Internal Standard : Int Std
Use Average Calibration Factor (Area ratio / Amount ratio)
User Values:
Label :
Value 1: 0.000000
Value 2: 0.000000
Value 3: 0.000000
Value 4: 0.000000
Value 5: 0.000000
Calibration Levels:

Level Name	Amount	Area	Height	ISTD Resp.	ISTD Amt.	# Replicates
0.5	50.0000	41247.17	15059.13	0.0483	0.5000	1
1	100.0000	78489.50	29035.18	0.0894	1.0000	1
2	200.0000	152364.75	53978.38	0.1775	2.0000	1
3	400.0000	290764.88	106247.86	0.3161	4.0000	1
4	600.0000	414291.14	147244.02	0.4479	6.0000	1
5	800.0000	492319.71	174931.50	0.5712	8.0000	1
6	1000.0000	637739.45	228845.50	0.7215	10.0000	1
7	1200.0000	720335.34	260884.07	0.8272	12.0000	1

Average Calibration Factor = 0.080114 (%RSD = 12.73)

DCBP SURR

Component Type : Single Peak Component
Retention Time : 16.838 min Search Window: 1.00 s, 1.00 %
Reference Component:
Find peak closest to expected RT in window
Internal Standard : Int Std
Use Average Calibration Factor (Area ratio / Amount ratio)
User Values:
Label :
Value 1: 0.000000
Value 2: 0.000000
Value 3: 0.000000
Value 4: 0.000000
Value 5: 0.000000
Calibration Levels:

Level Name	Amount	Area	Height	ISTD Resp.	ISTD Amt.	# Replicates
0.5	10.0000	123126.20	48869.13	0.1442	0.1000	1
1	20.0000	222669.60	87828.02	0.2536	0.2000	1
2	40.0000	422994.96	161335.82	0.4929	0.4000	1
3	60.0000	658382.19	252093.29	0.7157	0.6000	1
4	80.0000	853940.76	330742.07	0.9233	0.8000	1
5	100.0000	944054.56	364752.78	1.0953	1.0000	1
6	120.0000	1155013.42	440139.32	1.3067	1.2000	1
7	140.0000	1293477.11	501685.86	1.4853	1.4000	1

Average Calibration Factor = 1.191762 (%RSD = 10.45)

Calibration Replicate Lists:

Component: Int Std

Level : 0.5

Area	Height	Vol Adj Amt	ISTD Response	ISTD Amount	Date/Time	File
853855.88	354943.74	100.0000	1.0000	1.0000	7/19/2017 08:07 AM	GEDIT.RS

Level : 1

Area	Height	Vol Adj Amt	ISTD Response	ISTD Amount	Date/Time	File
878145.08	367455.04	100.0000	1.0000	1.0000	7/19/2017 08:07 AM	GEDIT.RS

Level : 2

Area	Height	Vol Adj Amt	ISTD Response	ISTD Amount	Date/Time	File
858199.34	353482.46	100.0000	1.0000	1.0000	7/19/2017 08:07 AM	GEDIT.RS

Level : 3

Area	Height	Vol Adj Amt	ISTD Response	ISTD Amount	Date/Time	File
919902.20	384259.28	100.0000	1.0000	1.0000	7/19/2017 08:07 AM	GEDIT.RS

Level : 4

Area	Height	Vol Adj Amt	ISTD Response	ISTD Amount	Date/Time	File
924924.28	372242.31	100.0000	1.0000	1.0000	7/19/2017 08:07 AM	GEDIT.RS

Level : 5

Area	Height	Vol Adj Amt	ISTD Response	ISTD Amount	Date/Time	File
861946.33	360170.61	100.0000	1.0000	1.0000	7/19/2017 08:07 AM	GEDIT.RS

Level : 6

Area	Height	Vol Adj Amt	ISTD Response	ISTD Amount	Date/Time	File
883895.34	374382.22	100.0000	1.0000	1.0000	7/19/2017 08:07 AM	GEDIT.RS

Level : 7

Area	Height	Vol Adj Amt	ISTD Response	ISTD Amount	Date/Time	File
870863.81	368306.31	100.0000	1.0000	1.0000	7/19/2017 08:07 AM	GEDIT.RS

Component: TCMX SURR

Level : 0.5

Area	Height	Vol Adj Amt	ISTD Response	ISTD Amount	Date/Time	File
175918.51	76790.01	10.0000	0.2060	0.1000	7/19/2017 08:07 AM	GEDIT.RS

Level : 1

Area	Height	Vol Adj Amt	ISTD Response	ISTD Amount	Date/Time	File
314319.73	138208.34	20.0000	0.3579	0.2000	7/19/2017 08:07 AM	GEDIT.RS

Level : 2

Area	Height	Vol Adj Amt	ISTD Response	ISTD Amount	Date/Time	File

Area	Height	Vol Adj Amt	ISTD Response	ISTD Amount	Date/Time	File
572941.74	244203.84	40.0000	0.6676	0.4000	7/19/2017 08:07 AM	GEDIT.RS

Level : 3

Area	Height	Vol Adj Amt	ISTD Response	ISTD Amount	Date/Time	File
894550.52	373644.91	60.0000	0.9724	0.6000	7/19/2017 08:07 AM	GEDIT.RS

Level : 4

Area	Height	Vol Adj Amt	ISTD Response	ISTD Amount	Date/Time	File
1165498.94	486171.02	80.0000	1.2601	0.8000	7/19/2017 08:07 AM	GEDIT.RS

Level : 5

Area	Height	Vol Adj Amt	ISTD Response	ISTD Amount	Date/Time	File
1274644.61	534605.56	100.0000	1.4788	1.0000	7/19/2017 08:07 AM	GEDIT.RS

Component: 1016-1

Level : 0.5

Area	Height	Vol Adj Amt	ISTD Response	ISTD Amount	Date/Time	File
22713.17	9271.22	50.0000	0.0266	0.5000	7/19/2017 08:07 AM	GEDIT.RS

Level : 1

Area	Height	Vol Adj Amt	ISTD Response	ISTD Amount	Date/Time	File
44229.23	17888.73	100.0000	0.0504	1.0000	7/19/2017 08:07 AM	GEDIT.RS

Level : 2

Area	Height	Vol Adj Amt	ISTD Response	ISTD Amount	Date/Time	File
81075.73	32249.30	200.0000	0.0945	2.0000	7/19/2017 08:07 AM	GEDIT.RS

Level : 3

Area	Height	Vol Adj Amt	ISTD Response	ISTD Amount	Date/Time	File
156868.56	61004.11	400.0000	0.1705	4.0000	7/19/2017 08:07 AM	GEDIT.RS

Level : 4

Area	Height	Vol Adj Amt	ISTD Response	ISTD Amount	Date/Time	File
215636.11	84517.11	600.0000	0.2331	6.0000	7/19/2017 08:07 AM	GEDIT.RS

Level : 5

Area	Height	Vol Adj Amt	ISTD Response	ISTD Amount	Date/Time	File
257800.88	100568.70	800.0000	0.2991	8.0000	7/19/2017 08:07 AM	GEDIT.RS

Level : 6

Area	Height	Vol Adj Amt	ISTD Response	ISTD Amount	Date/Time	File
324056.32	127163.55	1000.0000	0.3666	10.0000	7/19/2017 08:07 AM	GEDIT.RS

Level : 7

Area	Height	Vol Adj Amt	ISTD Response	ISTD Amount	Date/Time	File

Area	Height	Vol Adj Amt	ISTD Response	ISTD Amount	Date/Time		File
370856.43	143908.14	1200.0000	0.4258	12.0000	7/19/2017	08:07 AM	GEDIT.RS

Component: 1016-2

Level : 0.5

Area	Height	Vol Adj Amt	ISTD Response	ISTD Amount	Date/Time		File
38141.37	11992.85	50.0000	0.0447	0.5000	7/19/2017	08:07 AM	GEDIT.RS

Level : 1

Area	Height	Vol Adj Amt	ISTD Response	ISTD Amount	Date/Time		File
76170.57	23667.26	100.0000	0.0867	1.0000	7/19/2017	08:07 AM	GEDIT.RS

Level : 2

Area	Height	Vol Adj Amt	ISTD Response	ISTD Amount	Date/Time		File
142528.66	43538.37	200.0000	0.1661	2.0000	7/19/2017	08:07 AM	GEDIT.RS

Level : 3

Area	Height	Vol Adj Amt	ISTD Response	ISTD Amount	Date/Time		File
278039.98	83329.79	400.0000	0.3022	4.0000	7/19/2017	08:07 AM	GEDIT.RS

Level : 4

Area	Height	Vol Adj Amt	ISTD Response	ISTD Amount	Date/Time		File
390292.88	114070.29	600.0000	0.4220	6.0000	7/19/2017	08:07 AM	GEDIT.RS

Level : 5

Area	Height	Vol Adj Amt	ISTD Response	ISTD Amount	Date/Time		File
464684.11	136285.82	800.0000	0.5391	8.0000	7/19/2017	08:07 AM	GEDIT.RS

Level : 6

Area	Height	Vol Adj Amt	ISTD Response	ISTD Amount	Date/Time		File
584202.19	172080.65	1000.0000	0.6609	10.0000	7/19/2017	08:07 AM	GEDIT.RS

Level : 7

Area	Height	Vol Adj Amt	ISTD Response	ISTD Amount	Date/Time		File
668906.96	194702.16	1200.0000	0.7681	12.0000	7/19/2017	08:07 AM	GEDIT.RS

Component: 1016-3

Level : 0.5

Area	Height	Vol Adj Amt	ISTD Response	ISTD Amount	Date/Time		File
88246.50	26640.93	50.0000	0.1034	0.5000	7/19/2017	08:07 AM	GEDIT.RS

Level : 1

Area	Height	Vol Adj Amt	ISTD Response	ISTD Amount	Date/Time		File
166762.16	50416.93	100.0000	0.1899	1.0000	7/19/2017	08:07 AM	GEDIT.RS

Level : 2

Area	Height	Vol Adj Amt	ISTD Response	ISTD Amount	Date/Time	File
303565.48	91108.45	200.0000	0.3537	2.0000	7/19/2017 08:07 AM	GEDIT.RS

Level : 3

Area	Height	Vol Adj Amt	ISTD Response	ISTD Amount	Date/Time	File
582143.27	174143.23	400.0000	0.6328	4.0000	7/19/2017 08:07 AM	GEDIT.RS

Level : 4

Area	Height	Vol Adj Amt	ISTD Response	ISTD Amount	Date/Time	File
800069.90	235905.62	600.0000	0.8650	6.0000	7/19/2017 08:07 AM	GEDIT.RS

Level : 5

Area	Height	Vol Adj Amt	ISTD Response	ISTD Amount	Date/Time	File
957372.64	283402.86	800.0000	1.1107	8.0000	7/19/2017 08:07 AM	GEDIT.RS

Level : 6

Area	Height	Vol Adj Amt	ISTD Response	ISTD Amount	Date/Time	File
1197475.88	352433.29	1000.0000	1.3548	10.0000	7/19/2017 08:07 AM	GEDIT.RS

Level : 7

Area	Height	Vol Adj Amt	ISTD Response	ISTD Amount	Date/Time	File
1371051.85	402132.42	1200.0000	1.5744	12.0000	7/19/2017 08:07 AM	GEDIT.RS

Component: 1016-4

Level : 0.5

Area	Height	Vol Adj Amt	ISTD Response	ISTD Amount	Date/Time	File
29688.51	11497.56	50.0000	0.0348	0.5000	7/19/2017 08:07 AM	GEDIT.RS

Level : 1

Area	Height	Vol Adj Amt	ISTD Response	ISTD Amount	Date/Time	File
59223.58	22394.56	100.0000	0.0674	1.0000	7/19/2017 08:07 AM	GEDIT.RS

Level : 2

Area	Height	Vol Adj Amt	ISTD Response	ISTD Amount	Date/Time	File
116384.11	41766.75	200.0000	0.1356	2.0000	7/19/2017 08:07 AM	GEDIT.RS

Level : 3

Area	Height	Vol Adj Amt	ISTD Response	ISTD Amount	Date/Time	File
231428.94	80042.11	400.0000	0.2516	4.0000	7/19/2017 08:07 AM	GEDIT.RS

Level : 4

Area	Height	Vol Adj Amt	ISTD Response	ISTD Amount	Date/Time	File
320044.34	111693.91	600.0000	0.3460	6.0000	7/19/2017 08:07 AM	GEDIT.RS

Level : 5

Area	Height	Vol Adj Amt	ISTD Response	ISTD Amount	Date/Time	File
384261.38	132157.22	800.0000	0.4458	8.0000	7/19/2017 08:07 AM	GEDIT.RS

Level : 6

Area	Height	Vol Adj Amt	ISTD Response	ISTD Amount	Date/Time	File
486517.56	166079.14	1000.0000	0.5504	10.0000	7/19/2017 08:07 AM	GEDIT.RS

Level : 7

Area	Height	Vol Adj Amt	ISTD Response	ISTD Amount	Date/Time	File
555758.34	190719.82	1200.0000	0.6382	12.0000	7/19/2017 08:07 AM	GEDIT.RS

Component: 1016-5

Level : 0.5

Area	Height	Vol Adj Amt	ISTD Response	ISTD Amount	Date/Time	File
19952.26	8838.35	50.0000	0.0234	0.5000	7/19/2017 08:07 AM	GEDIT.RS

Level : 1

Area	Height	Vol Adj Amt	ISTD Response	ISTD Amount	Date/Time	File
42318.66	17904.92	100.0000	0.0482	1.0000	7/19/2017 08:07 AM	GEDIT.RS

Level : 2

Area	Height	Vol Adj Amt	ISTD Response	ISTD Amount	Date/Time	File
77867.79	32527.01	200.0000	0.0907	2.0000	7/19/2017 08:07 AM	GEDIT.RS

Level : 3

Area	Height	Vol Adj Amt	ISTD Response	ISTD Amount	Date/Time	File
152679.54	63437.33	400.0000	0.1660	4.0000	7/19/2017 08:07 AM	GEDIT.RS

Level : 4

Area	Height	Vol Adj Amt	ISTD Response	ISTD Amount	Date/Time	File
210809.67	89040.10	600.0000	0.2279	6.0000	7/19/2017 08:07 AM	GEDIT.RS

Level : 5

Area	Height	Vol Adj Amt	ISTD Response	ISTD Amount	Date/Time	File
253367.22	105682.43	800.0000	0.2939	8.0000	7/19/2017 08:07 AM	GEDIT.RS

Level : 6

Area	Height	Vol Adj Amt	ISTD Response	ISTD Amount	Date/Time	File
321463.05	132880.25	1000.0000	0.3637	10.0000	7/19/2017 08:07 AM	GEDIT.RS

Level : 7

Area	Height	Vol Adj Amt	ISTD Response	ISTD Amount	Date/Time	File
367871.54	151859.81	1200.0000	0.4224	12.0000	7/19/2017 08:07 AM	GEDIT.RS

Component: 1260-1

Level : 0.5

Area	Height	Vol Adj Amt	ISTD Response	ISTD Amount	Date/Time	File
39354.23	16825.29	50.0000	0.0461	0.5000	7/19/2017 08:07 AM	GEDIT.RS

Level : 1

Area	Height	Vol Adj Amt	ISTD Response	ISTD Amount	Date/Time	File
76854.57	32766.05	100.0000	0.0875	1.0000	7/19/2017 08:07 AM	GEDIT.RS

Level : 2

Area	Height	Vol Adj Amt	ISTD Response	ISTD Amount	Date/Time	File
163501.34	62177.51	200.0000	0.1905	2.0000	7/19/2017 08:07 AM	GEDIT.RS

Level : 3

Area	Height	Vol Adj Amt	ISTD Response	ISTD Amount	Date/Time	File
308018.33	119810.26	400.0000	0.3348	4.0000	7/19/2017 08:07 AM	GEDIT.RS

Level : 4

Area	Height	Vol Adj Amt	ISTD Response	ISTD Amount	Date/Time	File
413011.54	161642.22	600.0000	0.4465	6.0000	7/19/2017 08:07 AM	GEDIT.RS

Level : 5

Area	Height	Vol Adj Amt	ISTD Response	ISTD Amount	Date/Time	File
493200.47	194130.14	800.0000	0.5722	8.0000	7/19/2017 08:07 AM	GEDIT.RS

Level : 6

Area	Height	Vol Adj Amt	ISTD Response	ISTD Amount	Date/Time	File
632097.95	247096.81	1000.0000	0.7151	10.0000	7/19/2017 08:07 AM	GEDIT.RS

Level : 7

Area	Height	Vol Adj Amt	ISTD Response	ISTD Amount	Date/Time	File
721583.85	279703.17	1200.0000	0.8286	12.0000	7/19/2017 08:07 AM	GEDIT.RS

Component: 1260-2

Level : 0.5

Area	Height	Vol Adj Amt	ISTD Response	ISTD Amount	Date/Time	File
55179.47	14244.56	50.0000	0.0646	0.5000	7/19/2017 08:07 AM	GEDIT.RS

Level : 1

Area	Height	Vol Adj Amt	ISTD Response	ISTD Amount	Date/Time	File
107740.58	28463.56	100.0000	0.1227	1.0000	7/19/2017 08:07 AM	GEDIT.RS

Level : 2

Area	Height	Vol Adj Amt	ISTD Response	ISTD Amount	Date/Time	File
200511.39	53013.58	200.0000	0.2336	2.0000	7/19/2017 08:07 AM	GEDIT.RS

Level : 3

Area	Height	Vol Adj Amt	ISTD Response	ISTD Amount	Date/Time	File
389456.43	103867.26	400.0000	0.4234	4.0000	7/19/2017 08:07 AM	GEDIT.RS

Level : 4

Area	Height	Vol Adj Amt	ISTD Response	ISTD Amount	Date/Time	File
549115.92	146077.71	600.0000	0.5937	6.0000	7/19/2017 08:07 AM	GEDIT.RS

Level : 5

Area	Height	Vol Adj Amt	ISTD Response	ISTD Amount	Date/Time	File
657622.54	175328.24	800.0000	0.7630	8.0000	7/19/2017 08:07 AM	GEDIT.RS

Level : 6

Area	Height	Vol Adj Amt	ISTD Response	ISTD Amount	Date/Time	File
844081.90	224426.38	1000.0000	0.9550	10.0000	7/19/2017 08:07 AM	GEDIT.RS

Level : 7

Area	Height	Vol Adj Amt	ISTD Response	ISTD Amount	Date/Time	File
967825.91	258263.70	1200.0000	1.1113	12.0000	7/19/2017 08:07 AM	GEDIT.RS

Component: 1260-3

Level : 0.5

Area	Height	Vol Adj Amt	ISTD Response	ISTD Amount	Date/Time	File
36914.19	14943.19	50.0000	0.0432	0.5000	7/19/2017 08:07 AM	GEDIT.RS

Level : 1

Area	Height	Vol Adj Amt	ISTD Response	ISTD Amount	Date/Time	File
72105.65	28662.01	100.0000	0.0821	1.0000	7/19/2017 08:07 AM	GEDIT.RS

Level : 2

Area	Height	Vol Adj Amt	ISTD Response	ISTD Amount	Date/Time	File
132906.91	53262.65	200.0000	0.1549	2.0000	7/19/2017 08:07 AM	GEDIT.RS

Level : 3

Area	Height	Vol Adj Amt	ISTD Response	ISTD Amount	Date/Time	File
262533.34	104035.13	400.0000	0.2854	4.0000	7/19/2017 08:07 AM	GEDIT.RS

Level : 4

Area	Height	Vol Adj Amt	ISTD Response	ISTD Amount	Date/Time	File
367222.28	143550.77	600.0000	0.3970	6.0000	7/19/2017 08:07 AM	GEDIT.RS

Level : 5

Area	Height	Vol Adj Amt	ISTD Response	ISTD Amount	Date/Time		File
435272.02	172554.95	800.0000	0.5050	8.0000	7/19/2017	08:07 AM	GEDIT.RS

Level : 6

Area	Height	Vol Adj Amt	ISTD Response	ISTD Amount	Date/Time		File
562419.60	219836.09	1000.0000	0.6363	10.0000	7/19/2017	08:07 AM	GEDIT.RS

Level : 7

Area	Height	Vol Adj Amt	ISTD Response	ISTD Amount	Date/Time		File
640025.37	250290.40	1200.0000	0.7349	12.0000	7/19/2017	08:07 AM	GEDIT.RS

Component: 1260-4

Level : 0.5

Area	Height	Vol Adj Amt	ISTD Response	ISTD Amount	Date/Time		File
23893.77	8859.47	50.0000	0.0280	0.5000	7/19/2017	08:07 AM	GEDIT.RS

Level : 1

Area	Height	Vol Adj Amt	ISTD Response	ISTD Amount	Date/Time		File
39427.39	16000.71	100.0000	0.0449	1.0000	7/19/2017	08:07 AM	GEDIT.RS

Level : 2

Area	Height	Vol Adj Amt	ISTD Response	ISTD Amount	Date/Time		File
73600.24	30002.05	200.0000	0.0858	2.0000	7/19/2017	08:07 AM	GEDIT.RS

Level : 3

Area	Height	Vol Adj Amt	ISTD Response	ISTD Amount	Date/Time		File
153708.41	57761.74	400.0000	0.1671	4.0000	7/19/2017	08:07 AM	GEDIT.RS

Level : 4

Area	Height	Vol Adj Amt	ISTD Response	ISTD Amount	Date/Time		File
215877.19	80828.34	600.0000	0.2334	6.0000	7/19/2017	08:07 AM	GEDIT.RS

Level : 5

Area	Height	Vol Adj Amt	ISTD Response	ISTD Amount	Date/Time		File
240858.40	96643.85	800.0000	0.2794	8.0000	7/19/2017	08:07 AM	GEDIT.RS

Level : 6

Area	Height	Vol Adj Amt	ISTD Response	ISTD Amount	Date/Time		File
314122.18	125939.15	1000.0000	0.3554	10.0000	7/19/2017	08:07 AM	GEDIT.RS

Level : 7

Area	Height	Vol Adj Amt	ISTD Response	ISTD Amount	Date/Time		File
361485.78	142083.34	1200.0000	0.4151	12.0000	7/19/2017	08:07 AM	GEDIT.RS

Component: 1260-5

Level : 0.5

Area	Height	Vol Adj Amt	ISTD Response	ISTD Amount	Date/Time	File
41247.17	15059.13	50.0000	0.0483	0.5000	7/19/2017 08:07 AM	GEDIT.RS

Level : 1

Area	Height	Vol Adj Amt	ISTD Response	ISTD Amount	Date/Time	File
78489.50	29035.18	100.0000	0.0894	1.0000	7/19/2017 08:07 AM	GEDIT.RS

Level : 2

Area	Height	Vol Adj Amt	ISTD Response	ISTD Amount	Date/Time	File
152364.75	53978.38	200.0000	0.1775	2.0000	7/19/2017 08:07 AM	GEDIT.RS

Level : 3

Area	Height	Vol Adj Amt	ISTD Response	ISTD Amount	Date/Time	File
290764.88	106247.86	400.0000	0.3161	4.0000	7/19/2017 08:07 AM	GEDIT.RS

Level : 4

Area	Height	Vol Adj Amt	ISTD Response	ISTD Amount	Date/Time	File
414291.14	147244.02	600.0000	0.4479	6.0000	7/19/2017 08:07 AM	GEDIT.RS

Level : 5

Area	Height	Vol Adj Amt	ISTD Response	ISTD Amount	Date/Time	File
492319.71	174931.50	800.0000	0.5712	8.0000	7/19/2017 08:07 AM	GEDIT.RS

Level : 6

Area	Height	Vol Adj Amt	ISTD Response	ISTD Amount	Date/Time	File
637739.45	228845.50	1000.0000	0.7215	10.0000	7/19/2017 08:07 AM	GEDIT.RS

Level : 7

Area	Height	Vol Adj Amt	ISTD Response	ISTD Amount	Date/Time	File
720335.34	260884.07	1200.0000	0.8272	12.0000	7/19/2017 08:07 AM	GEDIT.RS

Component: DCBP SURR

Level : 0.5

Area	Height	Vol Adj Amt	ISTD Response	ISTD Amount	Date/Time	File
123126.20	48869.13	10.0000	0.1442	0.1000	7/19/2017 08:07 AM	GEDIT.RS

Level : 1

Area	Height	Vol Adj Amt	ISTD Response	ISTD Amount	Date/Time	File
222669.60	87828.02	20.0000	0.2536	0.2000	7/19/2017 08:07 AM	GEDIT.RS

Level : 2

Area	Height	Vol Adj Amt	ISTD Response	ISTD Amount	Date/Time	File
422994.96	161335.82	40.0000	0.4929	0.4000	7/19/2017 08:07 AM	GEDIT.RS

Level : 3

Area	Height	Vol Adj Amt	ISTD Response	ISTD Amount	Date/Time	File
658382.19	252093.29	60.0000	0.7157	0.6000	7/19/2017 08:07 AM	GEDIT.RS

Level : 4

Area	Height	Vol Adj Amt	ISTD Response	ISTD Amount	Date/Time	File
853940.76	330742.07	80.0000	0.9233	0.8000	7/19/2017 08:07 AM	GEDIT.RS

Level : 5

Area	Height	Vol Adj Amt	ISTD Response	ISTD Amount	Date/Time	File
944054.56	364752.78	100.0000	1.0953	1.0000	7/19/2017 08:07 AM	GEDIT.RS

Level : 6

Area	Height	Vol Adj Amt	ISTD Response	ISTD Amount	Date/Time	File
1155013.42	440139.32	120.0000	1.3067	1.2000	7/19/2017 08:07 AM	GEDIT.RS

Level : 7

Area	Height	Vol Adj Amt	ISTD Response	ISTD Amount	Date/Time	File
1293477.11	501685.86	140.0000	1.4853	1.4000	7/19/2017 08:07 AM	GEDIT.RS

Client Id: Initial Calibration

Software Version: 4.1<1L22>
Date: 7/19/2017 08:09 AM
Sample Name : mix 1200;13h
Data File : E:\TC2017\ECD1\07-JUL\718A018.RAW Date: 7/18/2017 06:33 PM
Sequence File: E:\TC2017\ECD1\07-JUL\PCBSEQ.SEQ Cycle: 161 Channel : A
Instrument : AUTO_ECD1 Rack/Vial: 0/5 Operator:
Sample Amount : 1.0000 Dilution Factor : 1.00

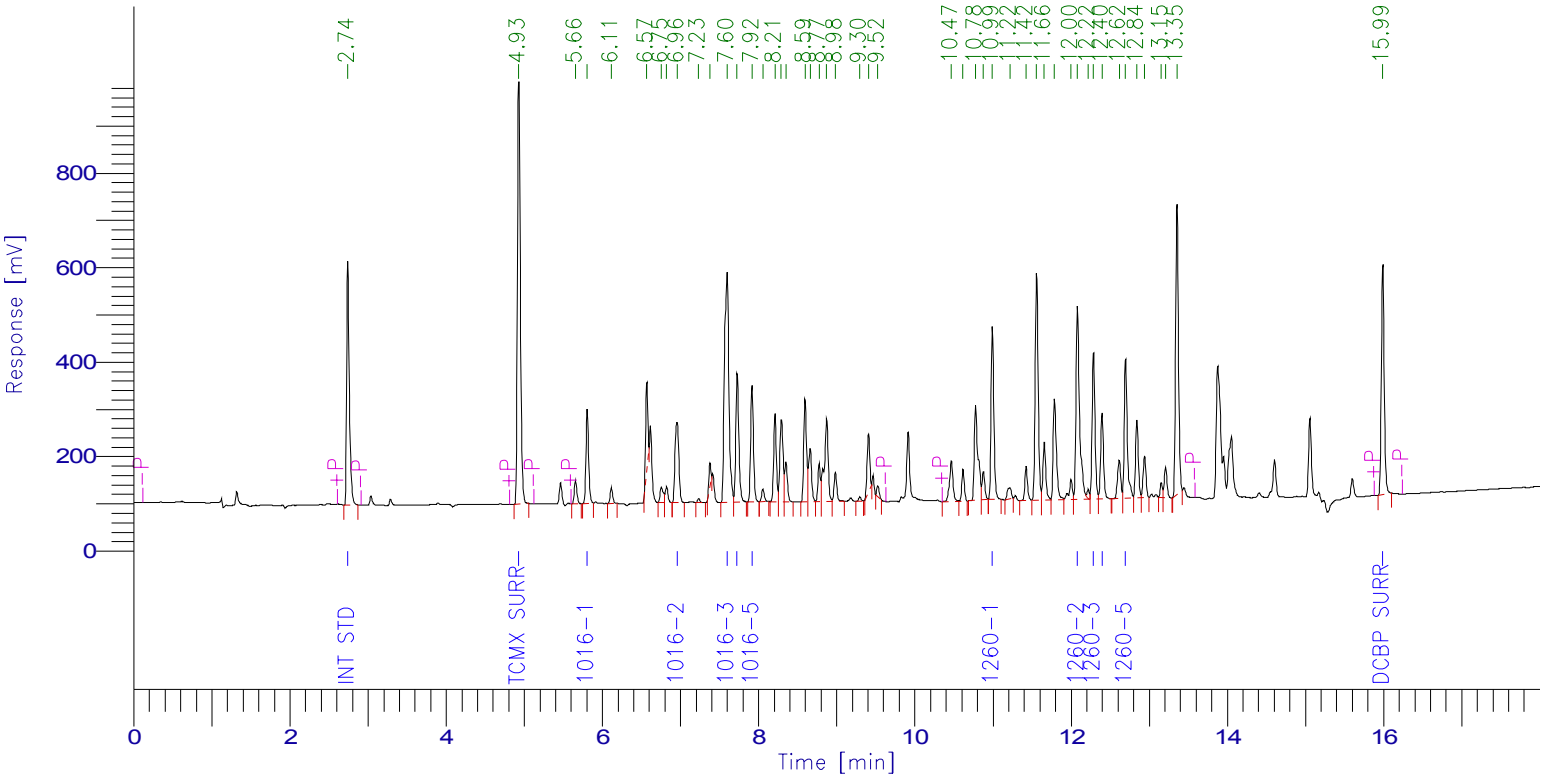

PCB Report

Time [min]	Component Name	Raw Amount	Area [µV·s]	Surrogate SM/WM	Surrogate QC / SL	Spike Rec Soils (%)	Spike Rec Water (%)
2.742	Int Std	100.0000	1198324.62	250.0000	100.0000	40.0000	20.0000
4.931	TCMX SURR	111.7446	2331542.63	279.3616	111.7446	44.6979	22.3489
5.806	1016-1	997.1291	485065.48	2492.8228	997.1291	398.8517	199.4258
6.957	1016-2	1036.4102	594843.40	2591.0255	1036.4102	414.5641	207.2820
7.597	1016-3	948.9101	1887980.23	2372.2752	948.9101	379.5640	189.7820
7.725	1016-4	995.8071	725722.22	2489.5177	995.8071	398.3228	199.1614
7.915	1016-5	1010.5578	598098.15	2526.3944	1010.5578	404.2231	202.1116
10.992	1260-1	949.5887	899009.68	2373.9718	949.5887	379.8355	189.9177
12.079	1260-2	1027.3929	1292246.49	2568.4824	1027.3929	410.9572	205.4786
12.285	1260-3	969.2980	783902.28	2423.2450	969.2980	387.7192	193.8596
12.395	1260-4	1051.0948	459722.77	2627.7371	1051.0948	420.4379	210.2190
12.696	1260-5	1016.2163	805925.47	2540.5407	1016.2163	406.4865	203.2433
15.987	DCBP SURR	118.9089	1276661.61	297.2721	118.9089	47.5635	23.7818
		10333.0586	13339045.04				

Client Id: Initial Calibration

Software Version: 4.1<1L22>
Date: 7/19/2017 08:09 AM
Sample Name : mix 1200;13h
Data File : E:\TC2017\ECD1\07-JUL\718B018.RAW Date: 7/18/2017 06:33 PM
Sequence File: E:\TC2017\ECD1\07-JUL\PCBSEQ.SEQ Cycle: 161 Channel : B
Instrument : AUTO_ECD1 Rack/Vial: 0/5 Operator:
Sample Amount : 1.0000 Dilution Factor : 1.00

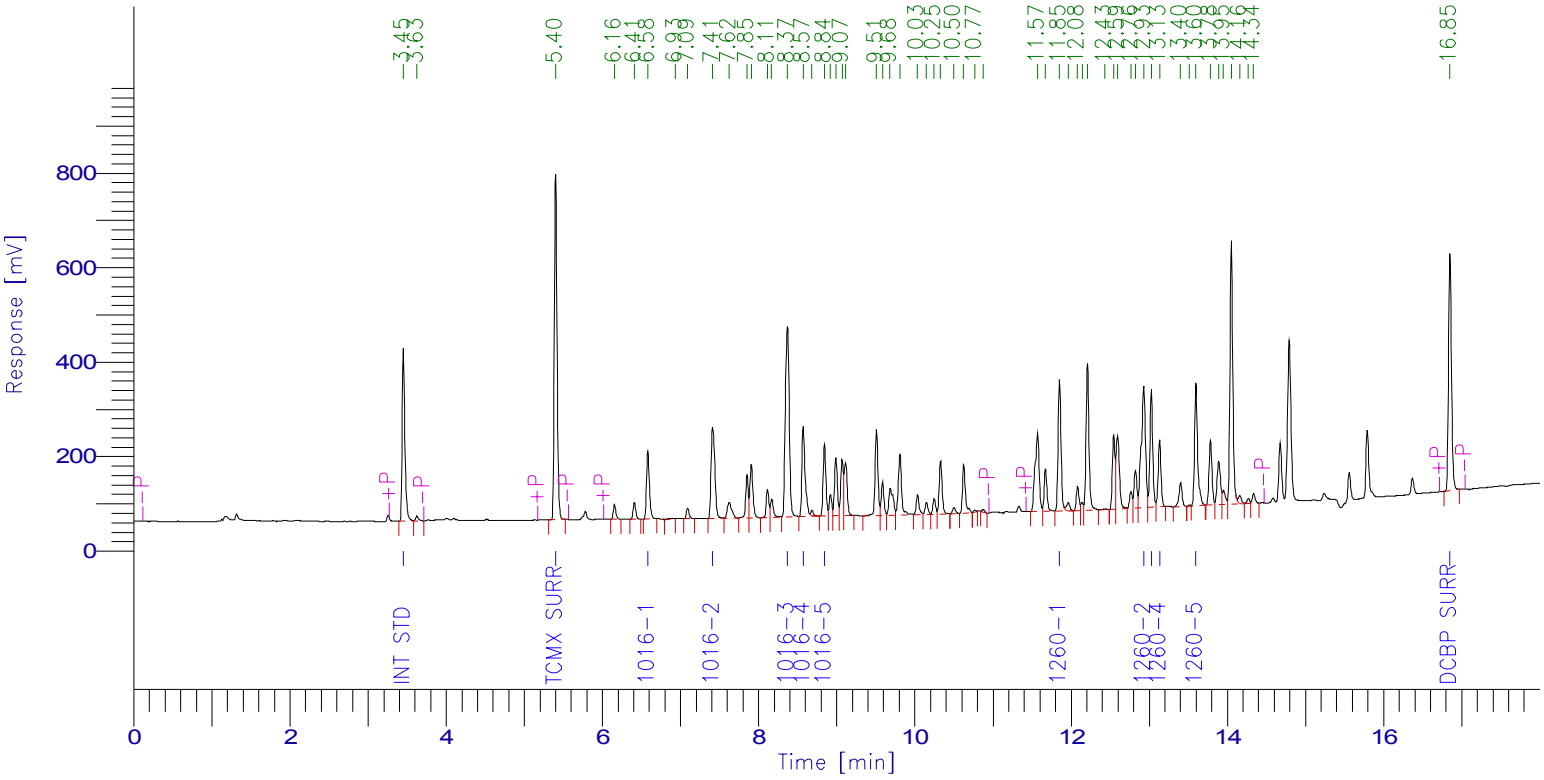

PCB Report

Time [min]	Component Name	Raw Amount	Area [µV·s]	Surrogate SM/WM	Surrogate QC / SL	Spike Rec Soils (%)	Spike Rec Water (%)
3.452	Int Std	100.0000	870863.81	250.0000	100.0000	40.0000	20.0000
5.401	TCMX SURR	118.2348	1749338.26	295.5869	118.2348	47.2939	23.6470
6.581	1016-1	996.6375	370856.43	2491.5936	996.6375	398.6550	199.3275
7.410	1016-2	1019.8771	668906.96	2549.6927	1019.8771	407.9508	203.9754
8.370	1016-3	982.9338	1371051.85	2457.3344	982.9338	393.1735	196.5868
8.571	1016-4	1043.3927	555758.34	2608.4817	1043.3927	417.3571	208.6785
8.842	1016-5	1030.0235	367871.54	2575.0588	1030.0235	412.0094	206.0047
11.849	1260-1	1027.4217	721583.85	2568.5543	1027.4217	410.9687	205.4843
12.929	1260-2	1037.3926	967825.91	2593.4814	1037.3926	414.9570	207.4785
13.025	1260-3	1028.7276	640025.37	2571.8190	1028.7276	411.4910	205.7455
13.131	1260-4	1007.8718	361485.78	2519.6794	1007.8718	403.1487	201.5744
13.596	1260-5	1032.4612	720335.34	2581.1530	1032.4612	412.9845	206.4922
16.847	DCBP SURR	124.6290	1293477.11	311.5725	124.6290	49.8516	24.9258
		10549.6031	10659380.54				

Client Id: Initial Calibration

Software Version: 4.1<1L22>
Date: 7/19/2017 08:09 AM
Sample Name : mix 1000;13e
Data File : E:\TC2017\ECD1\07-JUL\718A019.RAW Date: 7/18/2017 06:56 PM
Sequence File: E:\TC2017\ECD1\07-JUL\PCBSEQ.SEQ Cycle: 162 Channel : A
Instrument : AUTO_ECD1 Rack/Vial: 0/6 Operator:
Sample Amount : 1.0000 Dilution Factor : 1.00

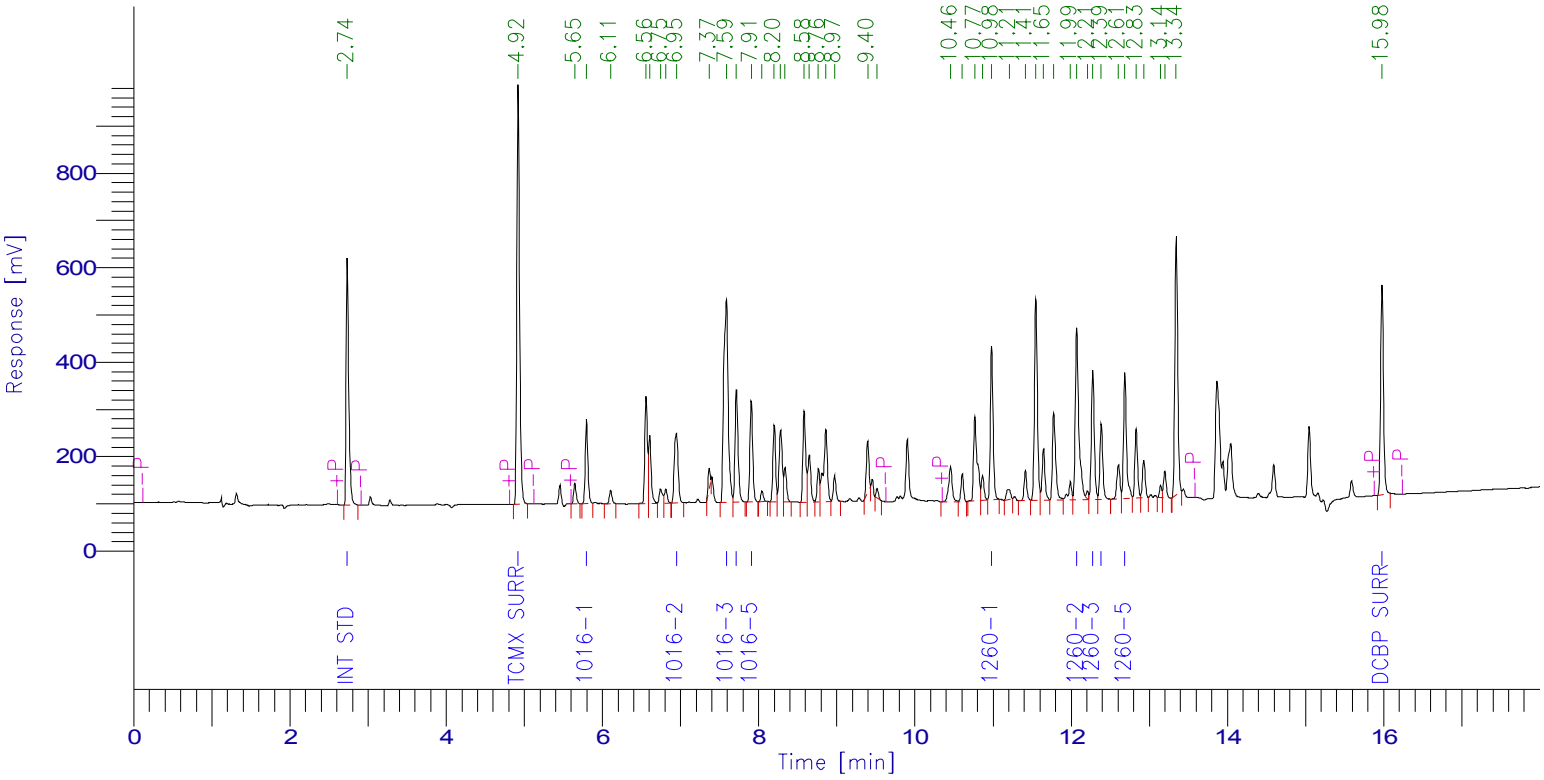

PCB Report

Time [min]	Component Name	Raw Amount	Area [µV·s]	Surrogate SM/WM	Surrogate QC / SL	Spike Rec Soils (%)	Spike Rec Water (%)
2.735	Int Std	100.0000	1203959.86	250.0000	100.0000	40.0000	20.0000
4.922	TCMX SURR	100.0457	2097262.10	250.1143	100.0457	40.0183	20.0091
5.797	1016-1	867.9575	424213.96	2169.8938	867.9575	347.1830	173.5915
6.948	1016-2	885.3656	510541.62	2213.4141	885.3656	354.1463	177.0731
7.588	1016-3	833.6777	1666510.55	2084.1942	833.6777	333.4711	166.7355
7.715	1016-4	871.0006	637751.02	2177.5014	871.0006	348.4002	174.2001
7.906	1016-5	880.5035	523576.24	2201.2588	880.5035	352.2014	176.1007
10.982	1260-1	842.7660	801628.87	2106.9150	842.7660	337.1064	168.5532
12.070	1260-2	904.3322	1142810.74	2260.8306	904.3322	361.7329	180.8664
12.276	1260-3	858.3114	697408.19	2145.7786	858.3114	343.3246	171.6623
12.385	1260-4	917.5903	403218.49	2293.9757	917.5903	367.0361	183.5181
12.687	1260-5	903.3894	719815.54	2258.4734	903.3894	361.3557	180.6779
15.977	DCBP SURR	106.5795	1149668.92	266.4487	106.5795	42.6318	21.3159
		9071.5194	11978366.10				

Client Id: Initial Calibration

Software Version: 4.1<1L22>
Date: 7/19/2017 08:10 AM
Sample Name : mix 1000;13e
Data File : E:\TC2017\ECD1\07-JUL\718B019.RAW Date: 7/18/2017 06:56 PM
Sequence File: E:\TC2017\ECD1\07-JUL\PCBSEQ.SEQ Cycle: 162 Channel : B
Instrument : AUTO_ECD1 Rack/Vial: 0/6 Operator:
Sample Amount : 1.0000 Dilution Factor : 1.00

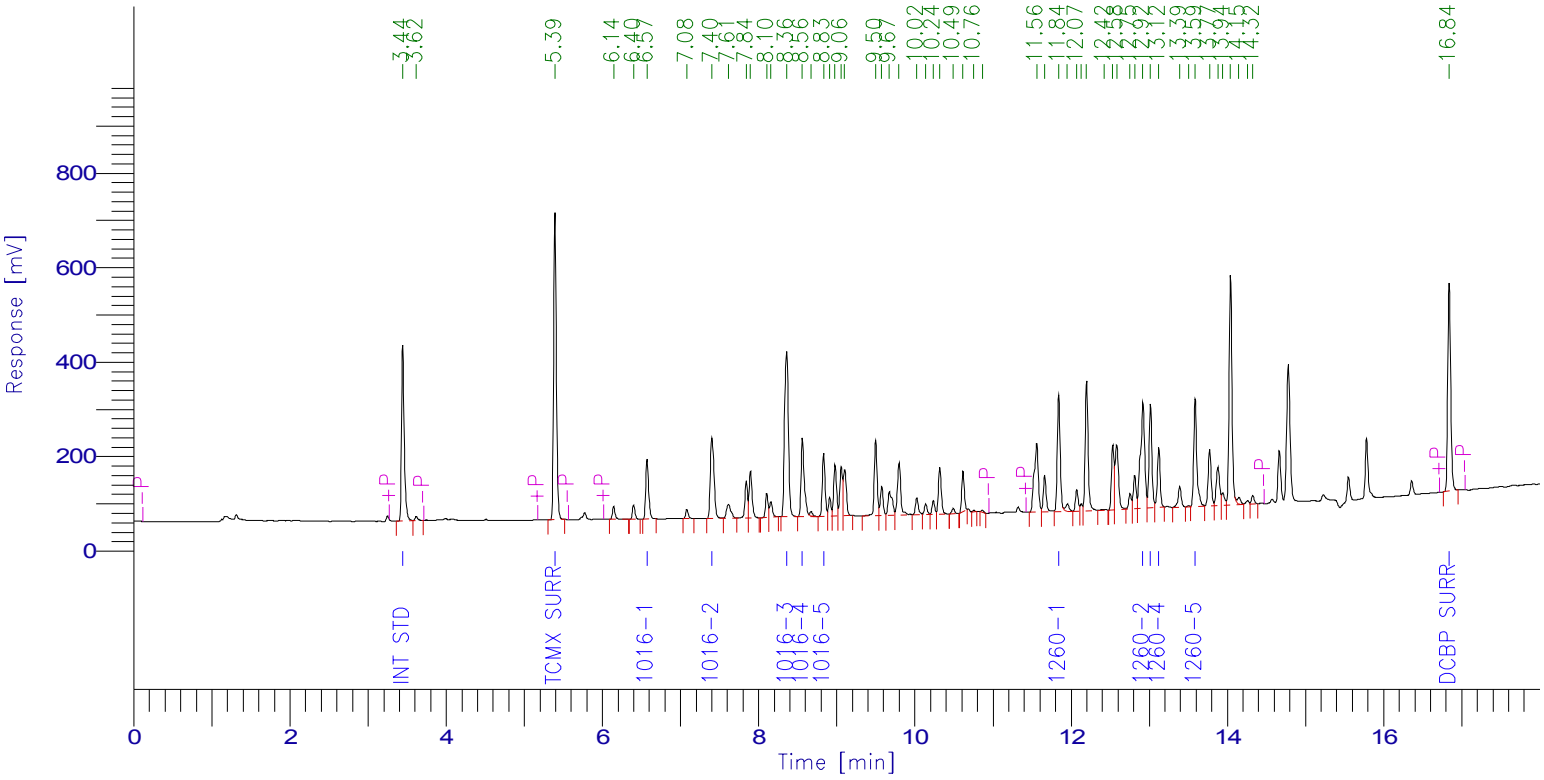

PCB Report

Time [min]	Component Name	Raw Amount	Area [µV·s]	Surrogate SM/WM	Surrogate QC / SL	Spike Rec Soils (%)	Spike Rec Water (%)
3.444	Int Std	100.0000	883895.34	250.0000	100.0000	40.0000	20.0000
5.393	TCMX SURR	102.2865	1536021.68	255.7162	102.2865	40.9146	20.4573
6.571	1016-1	858.0277	324056.32	2145.0692	858.0277	343.2111	171.6055
7.400	1016-2	877.5961	584202.19	2193.9903	877.5961	351.0385	175.5192
8.360	1016-3	845.8368	1197475.88	2114.5919	845.8368	338.3347	169.1674
8.560	1016-4	899.9320	486517.56	2249.8301	899.9320	359.9728	179.9864
8.832	1016-5	886.8117	321463.05	2217.0293	886.8117	354.7247	177.3623
11.839	1260-1	886.7388	632097.95	2216.8471	886.7388	354.6955	177.3478
12.919	1260-2	891.4149	844081.90	2228.5371	891.4149	356.5659	178.2830
13.014	1260-3	890.6622	562419.60	2226.6556	890.6622	356.2649	178.1324
13.120	1260-4	862.9032	314122.18	2157.2579	862.9032	345.1613	172.5806
13.586	1260-5	900.5995	637739.45	2251.4987	900.5995	360.2398	180.1199
16.838	DCBP SURR	109.6470	1155013.42	274.1175	109.6470	43.8588	21.9294
		9112.4564	9479106.51				

Client Id: Initial Calibration

Software Version: 4.1<1L22>
Date: 7/19/2017 08:10 AM
Sample Name : mix 800;13d
Data File : E:\TC2017\ECD1\07-JUL\718A020.RAW Date: 7/18/2017 07:18 PM
Sequence File: E:\TC2017\ECD1\07-JUL\PCBSEQ.SEQ Cycle: 163 Channel : A
Instrument : AUTO_ECD1 Rack/Vial: 0/7 Operator:
Sample Amount : 1.0000 Dilution Factor : 1.00

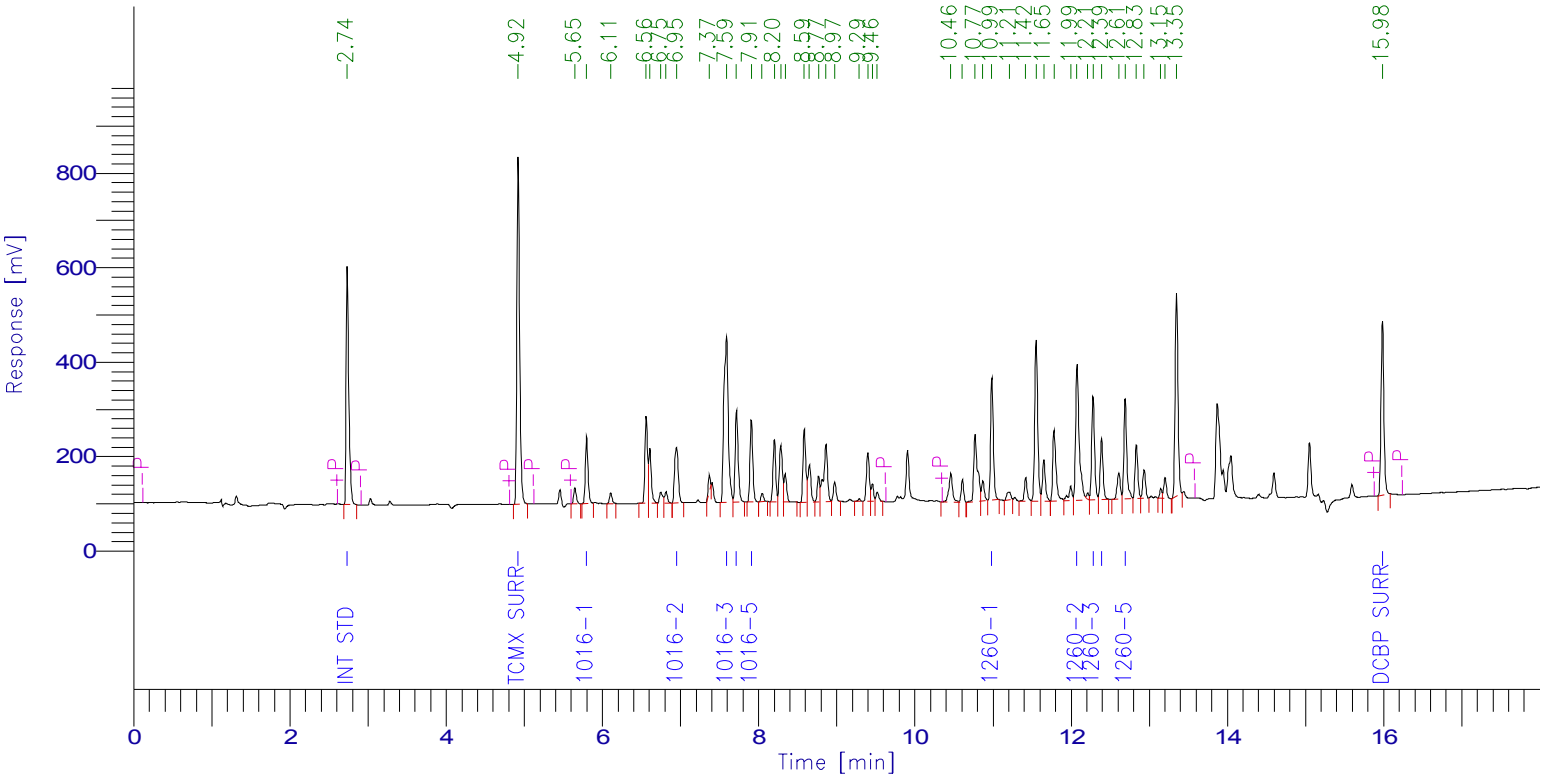

PCB Report

Time [min]	Component Name	Raw Amount	Area [µV·s]	Surrogate SM/WM	Surrogate QC / SL	Spike Rec Soils (%)	Spike Rec Water (%)
2.735	Int Std	100.0000	1174393.84	250.0000	100.0000	40.0000	20.0000
4.922	TCMX SURR	85.9382	1757284.28	214.8454	85.9382	34.3753	17.1876
5.798	1016-1	719.4254	342984.11	1798.5634	719.4254	287.7701	143.8851
6.950	1016-2	712.4521	400742.96	1781.1302	712.4521	284.9808	142.4904
7.589	1016-3	691.9895	1349308.28	1729.9739	691.9895	276.7958	138.3979
7.716	1016-4	710.8997	507741.68	1777.2492	710.8997	284.3599	142.1799
7.906	1016-5	724.3784	420161.33	1810.9460	724.3784	289.7514	144.8757
10.985	1260-1	695.9628	645734.70	1739.9070	695.9628	278.3851	139.1926
12.075	1260-2	740.6719	913006.69	1851.6799	740.6719	296.2688	148.1344
12.279	1260-3	699.0801	554077.95	1747.7004	699.0801	279.6321	139.8160
12.389	1260-4	728.6912	312346.70	1821.7280	728.6912	291.4765	145.7382
12.691	1260-5	721.9242	561099.13	1804.8105	721.9242	288.7697	144.3848
15.983	DCBP SURR	90.0150	947143.49	225.0375	90.0150	36.0060	18.0030
		7421.4285	9886025.15				

Client Id: Initial Calibration

Software Version: 4.1<1L22>
Date: 7/19/2017 08:10 AM
Sample Name : mix 800;13d
Data File : E:\TC2017\ECD1\07-JUL\718B020.RAW Date: 7/18/2017 07:18 PM
Sequence File: E:\TC2017\ECD1\07-JUL\PCBSEQ.SEQ Cycle: 163 Channel : B
Instrument : AUTO_ECD1 Rack/Vial: 0/7 Operator:
Sample Amount : 1.0000 Dilution Factor : 1.00

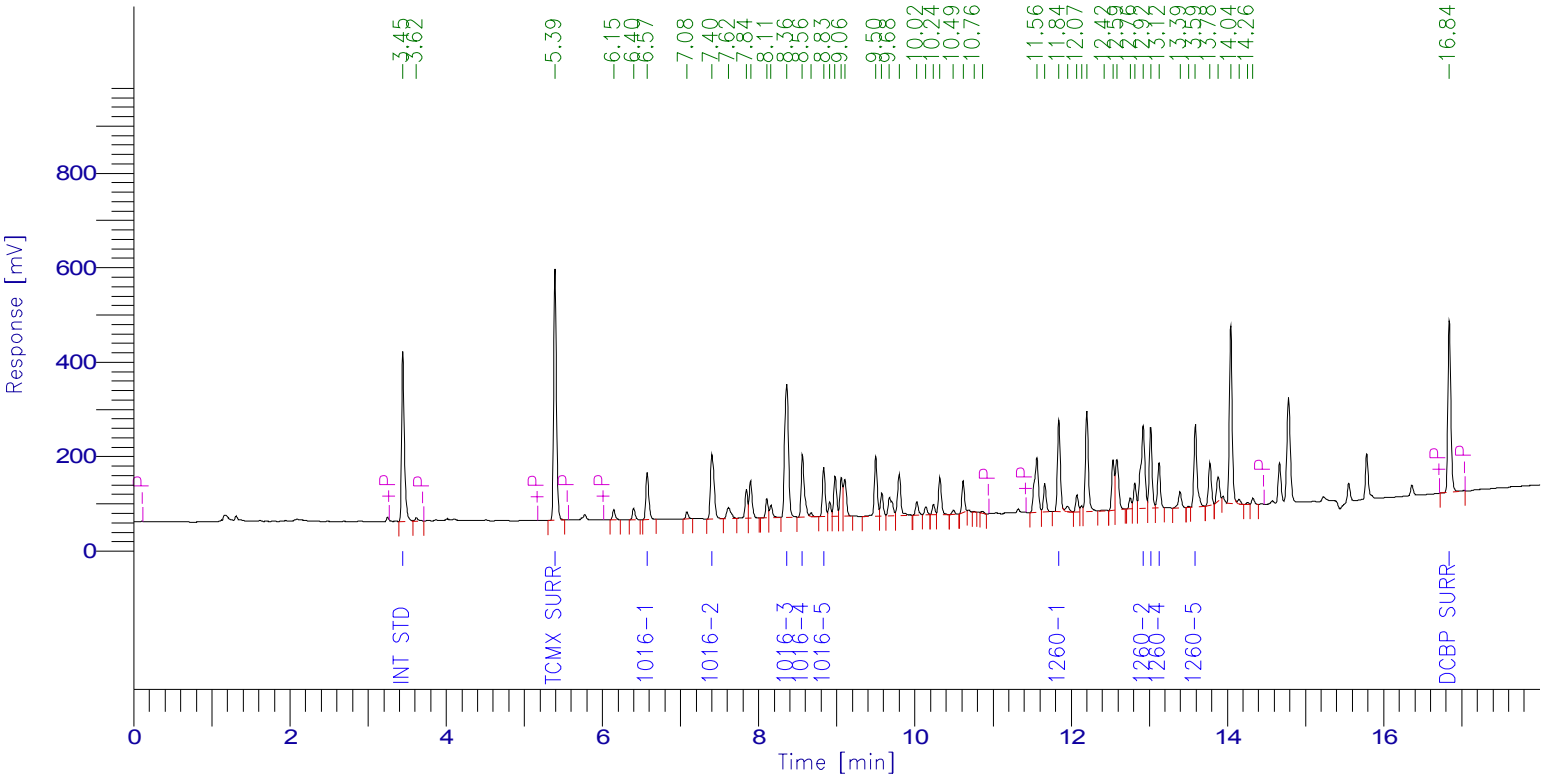

PCB Report

Time [min]	Component Name	Raw Amount	Area [µV·s]	Surrogate SM/WM	Surrogate QC / SL	Spike Rec Soils (%)	Spike Rec Water (%)
3.446	Int Std	100.0000	861946.33	250.0000	100.0000	40.0000	20.0000
5.393	TCMX SURR	87.0423	1274644.61	217.6059	87.0423	34.8169	17.4085
6.573	1016-1	699.9803	257800.88	1749.9507	699.9803	279.9921	139.9961
7.401	1016-2	715.8301	464684.11	1789.5753	715.8301	286.3320	143.1660
8.361	1016-3	693.4600	957372.64	1733.6500	693.4600	277.3840	138.6920
8.561	1016-4	728.8842	384261.38	1822.2106	728.8842	291.5537	145.7768
8.833	1016-5	716.7561	253367.22	1791.8903	716.7561	286.7024	143.3512
11.841	1260-1	709.5050	493200.47	1773.7624	709.5050	283.8020	141.9010
12.922	1260-2	712.1846	657622.54	1780.4616	712.1846	284.8738	142.4369
13.016	1260-3	706.8609	435272.02	1767.1523	706.8609	282.7444	141.3722
13.123	1260-4	678.4938	240858.40	1696.2345	678.4938	271.3975	135.6988
13.589	1260-5	712.9454	492319.71	1782.3635	712.9454	285.1782	142.5891
16.839	DCBP SURR	91.9025	944054.56	229.7563	91.9025	36.7610	18.3805
		7353.8453	7717404.88				

Client Id: Initial Calibration

Software Version: 4.1<1L22>
Date: 7/19/2017 08:10 AM
Sample Name : mix 600;14p
Data File : E:\TC2017\ECD1\07-JUL\718A021.RAW Date: 7/18/2017 07:40 PM
Sequence File: E:\TC2017\ECD1\07-JUL\PCBSEQ.SEQ Cycle: 164 Channel : A
Instrument : AUTO_ECD1 Rack/Vial: 0/8 Operator:
Sample Amount : 1.0000 Dilution Factor : 1.00

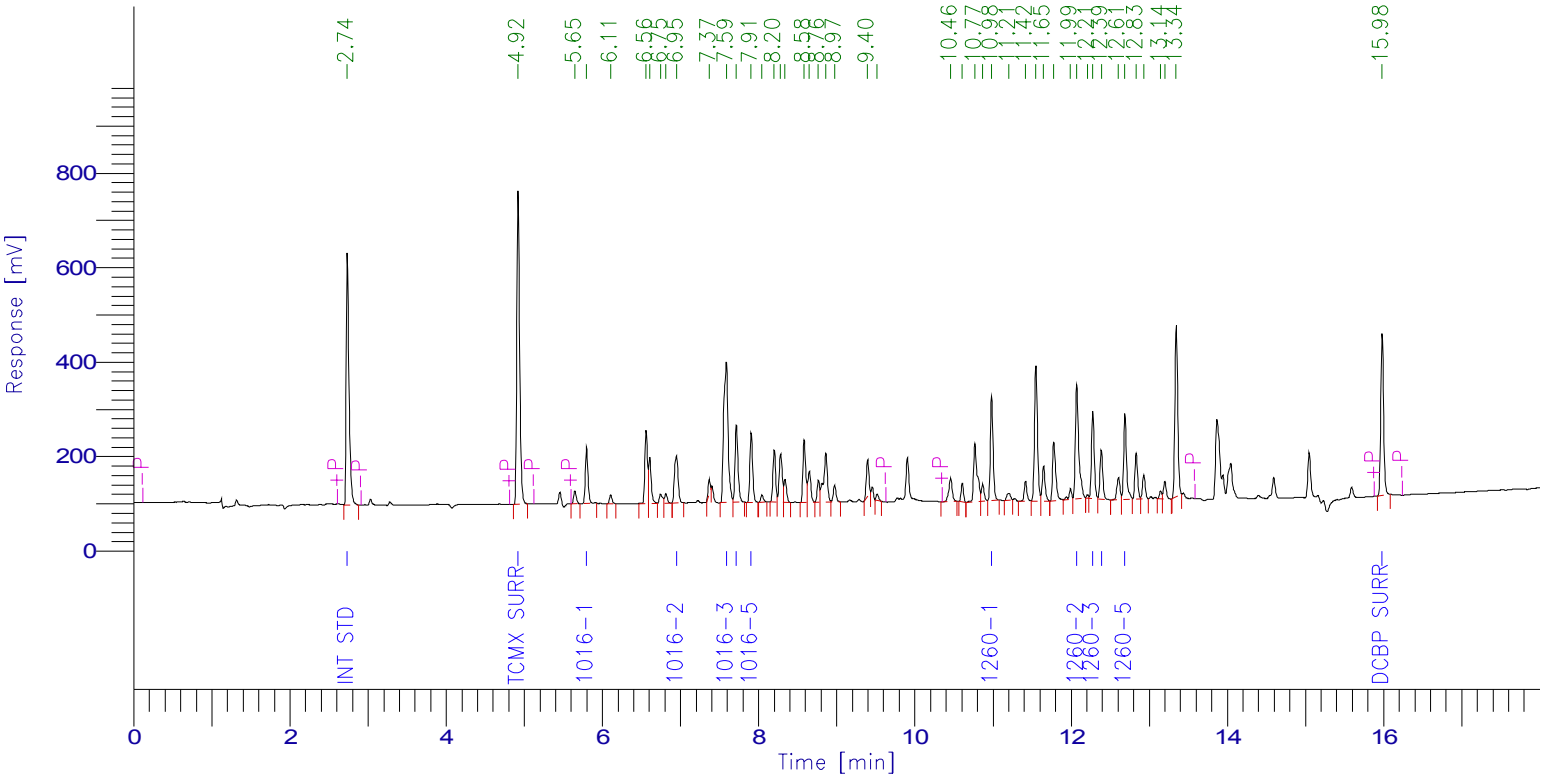

PCB Report

Time [min]	Component Name	Raw Amount	Area [µV·s]	Surrogate SM/WM	Surrogate QC / SL	Spike Rec Soils (%)	Spike Rec Water (%)
2.736	Int Std	100.0000	1296807.51	250.0000	100.0000	40.0000	20.0000
4.922	TCMX SURR	72.2264	1630849.55	180.5661	72.2264	28.8906	14.4453
5.798	1016-1	555.7017	292544.36	1389.2542	555.7017	222.2807	111.1403
6.949	1016-2	540.1416	335490.05	1350.3541	540.1416	216.0566	108.0283
7.587	1016-3	529.6583	1140431.48	1324.1458	529.6583	211.8633	105.9317
7.714	1016-4	544.8652	429719.73	1362.1629	544.8652	217.9461	108.9730
7.905	1016-5	551.2139	353047.00	1378.0348	551.2139	220.4856	110.2428
10.982	1260-1	537.1363	550318.77	1342.8406	537.1363	214.8545	107.4273
12.070	1260-2	529.9480	721345.08	1324.8700	529.9480	211.9792	105.9896
12.276	1260-3	508.7261	445235.37	1271.8152	508.7261	203.4904	101.7452
12.386	1260-4	540.3762	255771.02	1350.9404	540.3762	216.1505	108.0752
12.688	1260-5	550.5267	472485.16	1376.3168	550.5267	220.2107	110.1053
15.979	DCBP SURR	75.5232	877492.13	188.8081	75.5232	30.2093	15.1046
		5636.0437	8801537.19				

Client Id: Initial Calibration

Software Version: 4.1<1L22>
Date: 7/19/2017 08:10 AM
Sample Name : mix 600;14p
Data File : E:\TC2017\ECD1\07-JUL\718B021.RAW Date: 7/18/2017 07:40 PM
Sequence File: E:\TC2017\ECD1\07-JUL\PCBSEQ.SEQ Cycle: 164 Channel : B
Instrument : AUTO_ECD1 Rack/Vial: 0/8 Operator:
Sample Amount : 1.0000 Dilution Factor : 1.00

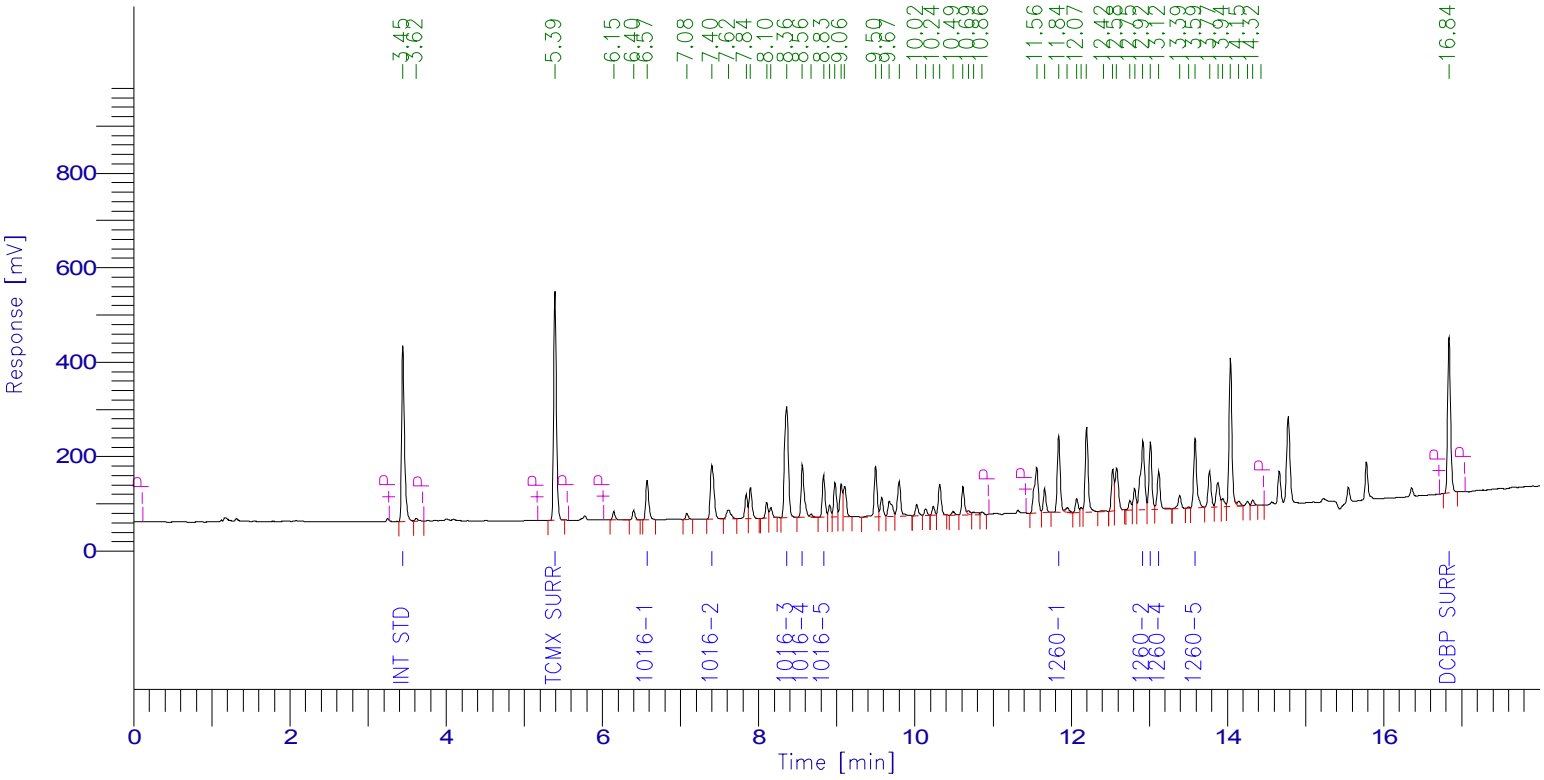

PCB Report

Time [min]	Component Name	Raw Amount	Area [µV·s]	Surrogate SM/WM	Surrogate QC / SL	Spike Rec Soils (%)	Spike Rec Water (%)
3.446	Int Std	100.0000	924924.28	250.0000	100.0000	40.0000	20.0000
5.393	TCMX SURR	74.1698	1165498.94	185.4246	74.1698	29.6679	14.8340
6.572	1016-1	545.6284	215636.11	1364.0709	545.6284	218.2514	109.1257
7.400	1016-2	560.2951	390292.88	1400.7377	560.2951	224.1180	112.0590
8.359	1016-3	540.0605	800069.90	1350.1511	540.0605	216.0242	108.0121
8.560	1016-4	565.7389	320044.34	1414.3472	565.7389	226.2955	113.1478
8.832	1016-5	555.7578	210809.67	1389.3944	555.7578	222.3031	111.1516
11.839	1260-1	553.6919	413011.54	1384.2298	553.6919	221.4768	110.7384
12.918	1260-2	554.1840	549115.92	1385.4600	554.1840	221.6736	110.8368
13.013	1260-3	555.7459	367222.28	1389.3648	555.7459	222.2984	111.1492
13.119	1260-4	566.7152	215877.19	1416.7881	566.7152	226.6861	113.3430
13.585	1260-5	559.0990	414291.14	1397.7475	559.0990	223.6396	111.8198
16.836	DCBP SURR	77.4698	853940.76	193.6744	77.4698	30.9879	15.4940
		5808.5562	6840734.95				

Client Id: Initial Calibration

Software Version: 4.1<1L22>
Date: 7/19/2017 08:10 AM
Sample Name : mix 400;13b
Data File : E:\TC2017\ECD1\07-JUL\718A022.RAW Date: 7/18/2017 08:02 PM
Sequence File: E:\TC2017\ECD1\07-JUL\PCBSEQ.SEQ Cycle: 165 Channel : A
Instrument : AUTO_ECD1 Rack/Vial: 0/9 Operator:
Sample Amount : 1.0000 Dilution Factor : 1.00

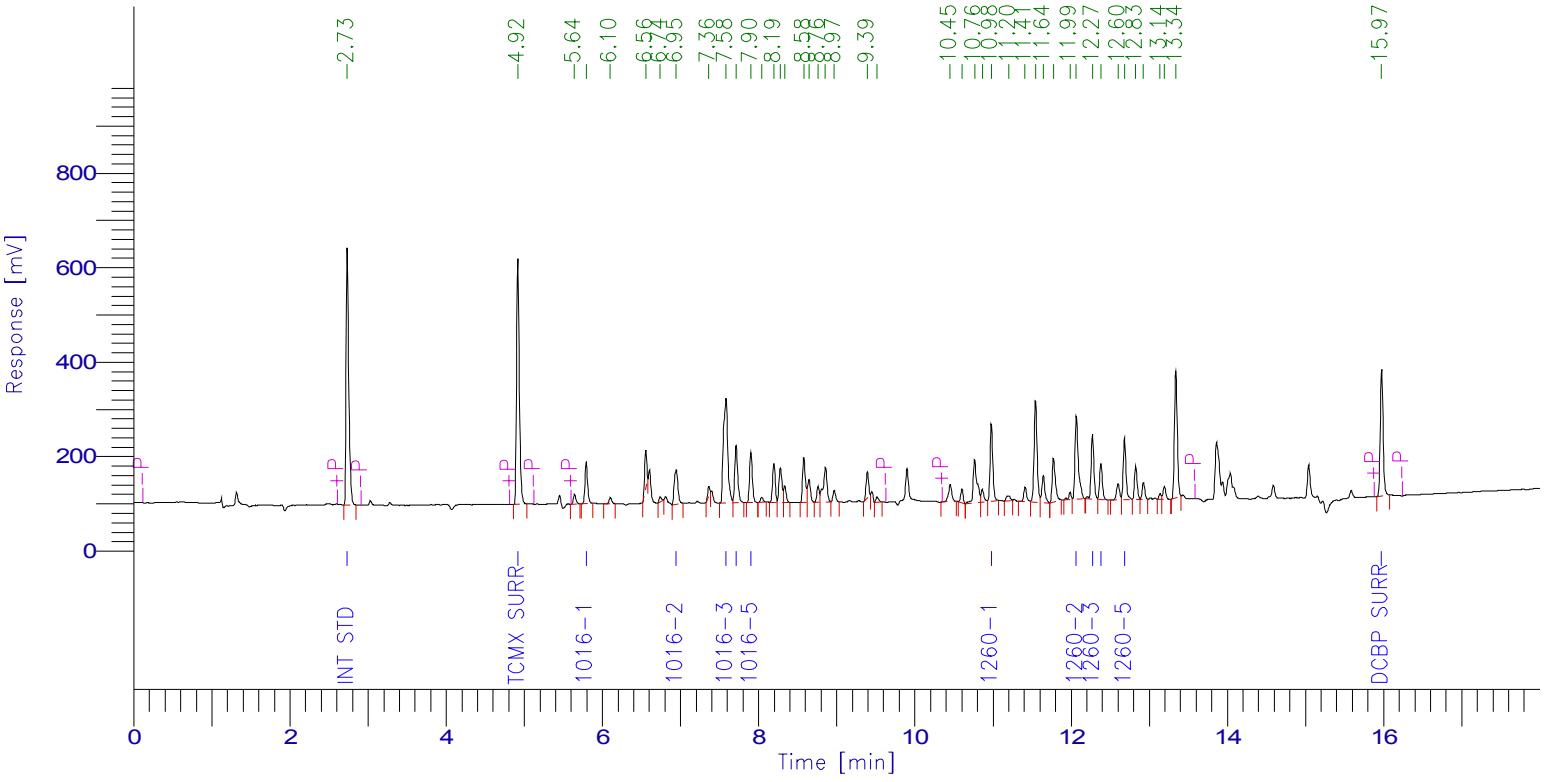

PCB Report

Time [min]	Component Name	Raw Amount	Area [µV·s]	Surrogate SM/WM	Surrogate QC / SL	Spike Rec Soils (%)	Spike Rec Water (%)
2.734	Int Std	100.0000	1263619.52	250.0000	100.0000	40.0000	20.0000
4.918	TCMX SURR	56.8314	1250393.20	142.0784	56.8314	22.7325	11.3663
5.793	1016-1	410.5414	210594.84	1026.3534	410.5414	164.2165	82.1083
6.946	1016-2	398.5878	241233.06	996.4695	398.5878	159.4351	79.7176
7.583	1016-3	402.3047	844052.28	1005.7618	402.3047	160.9219	80.4609
7.711	1016-4	406.6164	312479.80	1016.5410	406.6164	162.6466	81.3233
7.901	1016-5	412.0310	257147.92	1030.0774	412.0310	164.8124	82.4062
10.978	1260-1	406.7458	406063.35	1016.8646	406.7458	162.6983	81.3492
12.065	1260-2	394.9352	523813.21	987.3380	394.9352	157.9741	78.9870
12.272	1260-3	391.2639	333669.33	978.1599	391.2639	156.5056	78.2528
12.380	1260-4	397.7656	183452.31	994.4140	397.7656	159.1062	79.5531
12.682	1260-5	399.3451	333963.43	998.3627	399.3451	159.7380	79.8690
15.973	DCBP SURR	60.0864	680267.04	150.2159	60.0864	24.0345	12.0173
		4237.0547	6840749.27				

Client Id: Initial Calibration

Software Version: 4.1<1L22>
Date: 7/19/2017 08:10 AM
Sample Name : mix 400;13b
Data File : E:\TC2017\ECD1\07-JUL\718B022.RAW Date: 7/18/2017 08:02 PM
Sequence File: E:\TC2017\ECD1\07-JUL\PCBSEQ.SEQ Cycle: 165 Channel : B
Instrument : AUTO_ECD1 Rack/Vial: 0/9 Operator:
Sample Amount : 1.0000 Dilution Factor : 1.00

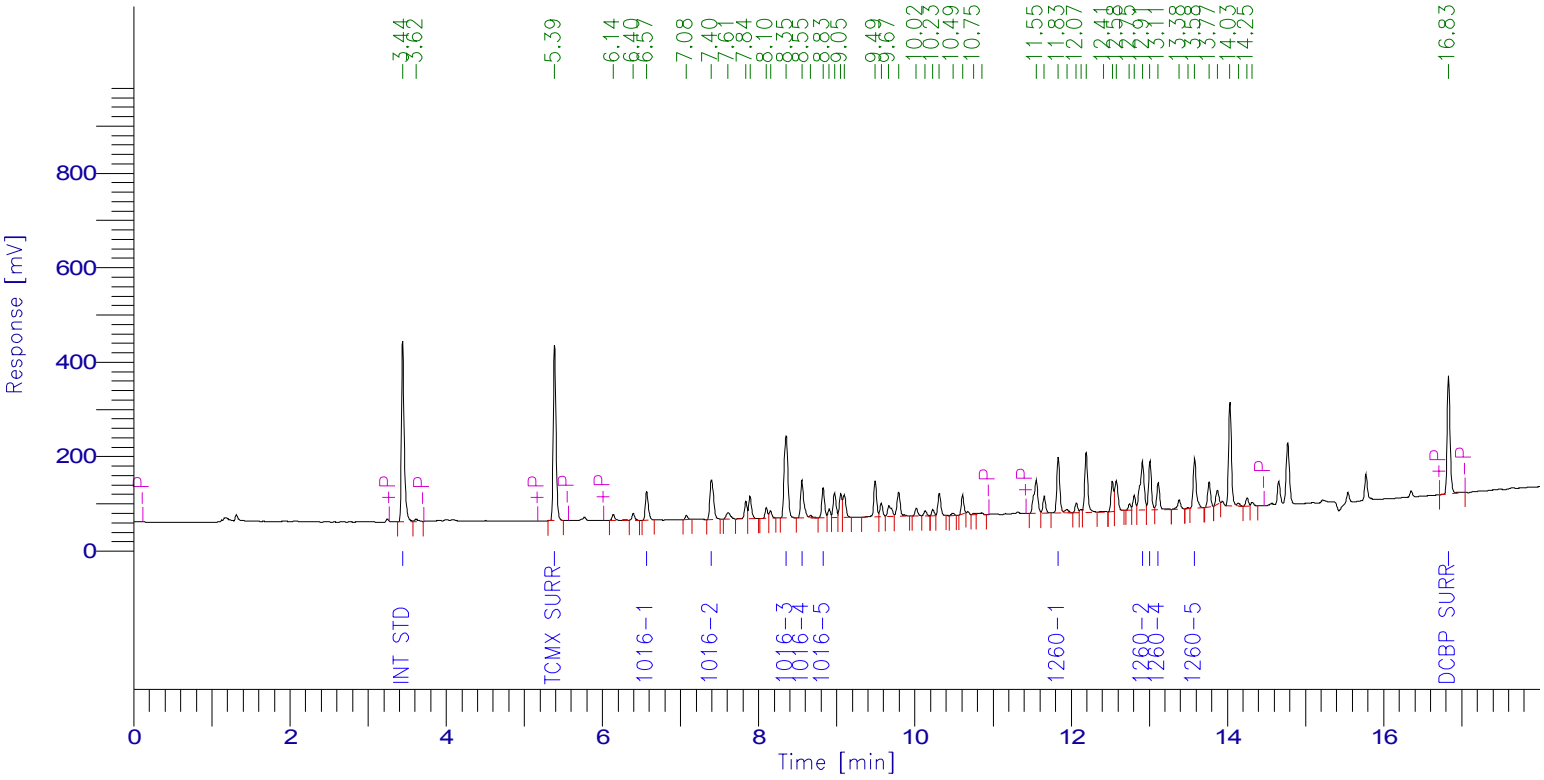

PCB Report

Time [min]	Component Name	Raw Amount	Area [µV·s]	Surrogate SM/WM	Surrogate QC / SL	Spike Rec Soils (%)	Spike Rec Water (%)
3.443	Int Std	100.0000	919902.20	250.0000	100.0000	40.0000	20.0000
5.388	TCMX SURR	57.2381	894550.52	143.0951	57.2381	22.8952	11.4476
6.567	1016-1	399.0946	156868.56	997.7366	399.0946	159.6379	79.8189
7.395	1016-2	401.3266	278039.98	1003.3165	401.3266	160.5306	80.2653
8.353	1016-3	395.1017	582143.27	987.7541	395.1017	158.0407	79.0203
8.554	1016-4	411.3278	231428.94	1028.3195	411.3278	164.5311	82.2656
8.825	1016-5	404.7067	152679.54	1011.7667	404.7067	161.8827	80.9413
11.833	1260-1	415.1902	308018.33	1037.9755	415.1902	166.0761	83.0380
12.912	1260-2	395.1967	389456.43	987.9918	395.1967	158.0787	79.0393
13.007	1260-3	399.4811	262533.34	998.7028	399.4811	159.7924	79.8962
13.113	1260-4	405.7143	153708.41	1014.2856	405.7143	162.2857	81.1429
13.579	1260-5	394.5387	290764.88	986.3466	394.5387	157.8155	78.9077
16.829	DCBP SURR	60.0547	658382.19	150.1368	60.0547	24.0219	12.0109
		4238.9711	5278476.59				

Client Id: Initial Calibration

Software Version: 4.1<1L22>
Date: 7/19/2017 08:10 AM
Sample Name : mix 200;13a
Data File : E:\TC2017\ECD1\07-JUL\718A023.RAW Date: 7/18/2017 08:24 PM
Sequence File: E:\TC2017\ECD1\07-JUL\PCBSEQ.SEQ Cycle: 166 Channel : A
Instrument : AUTO_ECD1 Rack/Vial: 0/10 Operator:
Sample Amount : 1.0000 Dilution Factor : 1.00

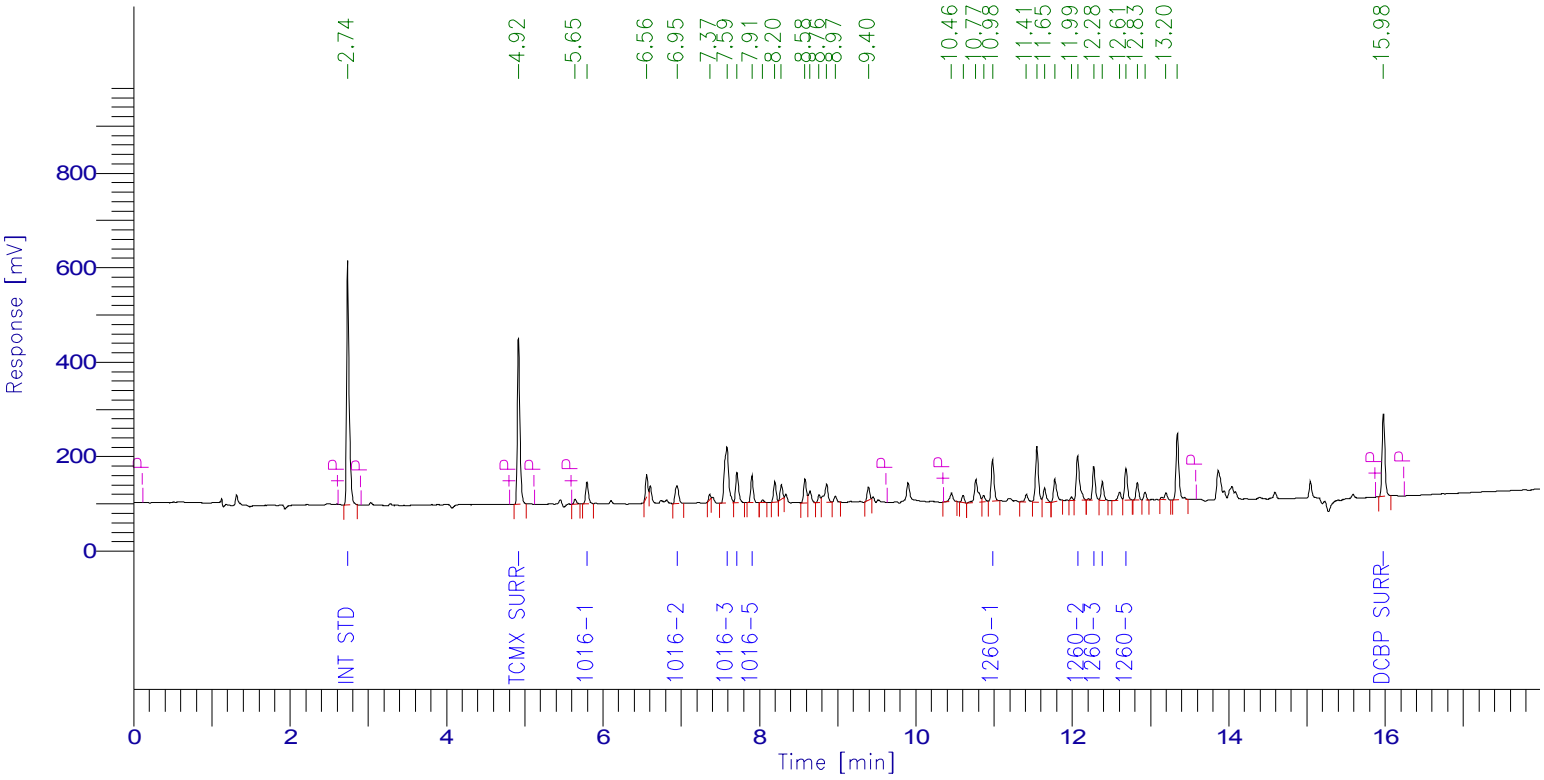

PCB Report

Time [min]	Component Name	Raw Amount	Area [µV·s]	Surrogate SM/WM	Surrogate QC / SL	Spike Rec Soils (%)	Spike Rec Water (%)
2.736	Int Std	100.0000	1202433.08	250.0000	100.0000	40.0000	20.0000
4.920	TCMX SURR	39.1807	820304.47	97.9517	39.1807	15.6723	7.8361
5.796	1016-1	223.0483	108876.52	557.6207	223.0483	89.2193	44.6097
6.948	1016-2	214.2446	123386.41	535.6116	214.2446	85.6979	42.8489
7.586	1016-3	224.6111	448425.13	561.5276	224.6111	89.8444	44.9222
7.714	1016-4	222.8822	162988.49	557.2054	222.8822	89.1529	44.5764
7.905	1016-5	222.4613	132115.02	556.1532	222.4613	88.9845	44.4923
10.981	1260-1	227.8288	216433.17	569.5719	227.8288	91.1315	45.5658
12.068	1260-2	217.4814	274484.13	543.7034	217.4814	86.9925	43.4963
12.275	1260-3	220.7554	179144.06	551.8885	220.7554	88.3022	44.1511
12.384	1260-4	215.6712	94652.63	539.1780	215.6712	86.2685	43.1342
12.686	1260-5	207.4367	165074.81	518.5918	207.4367	82.9747	41.4873
15.976	DCBP SURR	41.5975	448142.14	103.9939	41.5975	16.6390	8.3195
		2377.1991	4376460.07				

Client Id: Initial Calibration

Software Version: 4.1<1L22>
Date: 7/19/2017 08:10 AM
Sample Name : mix 200;13a
Data File : E:\TC2017\ECD1\07-JUL\718B023.RAW Date: 7/18/2017 08:24 PM
Sequence File: E:\TC2017\ECD1\07-JUL\PCBSEQ.SEQ Cycle: 166 Channel : B
Instrument : AUTO_ECD1 Rack/Vial: 0/10 Operator:
Sample Amount : 1.0000 Dilution Factor : 1.00

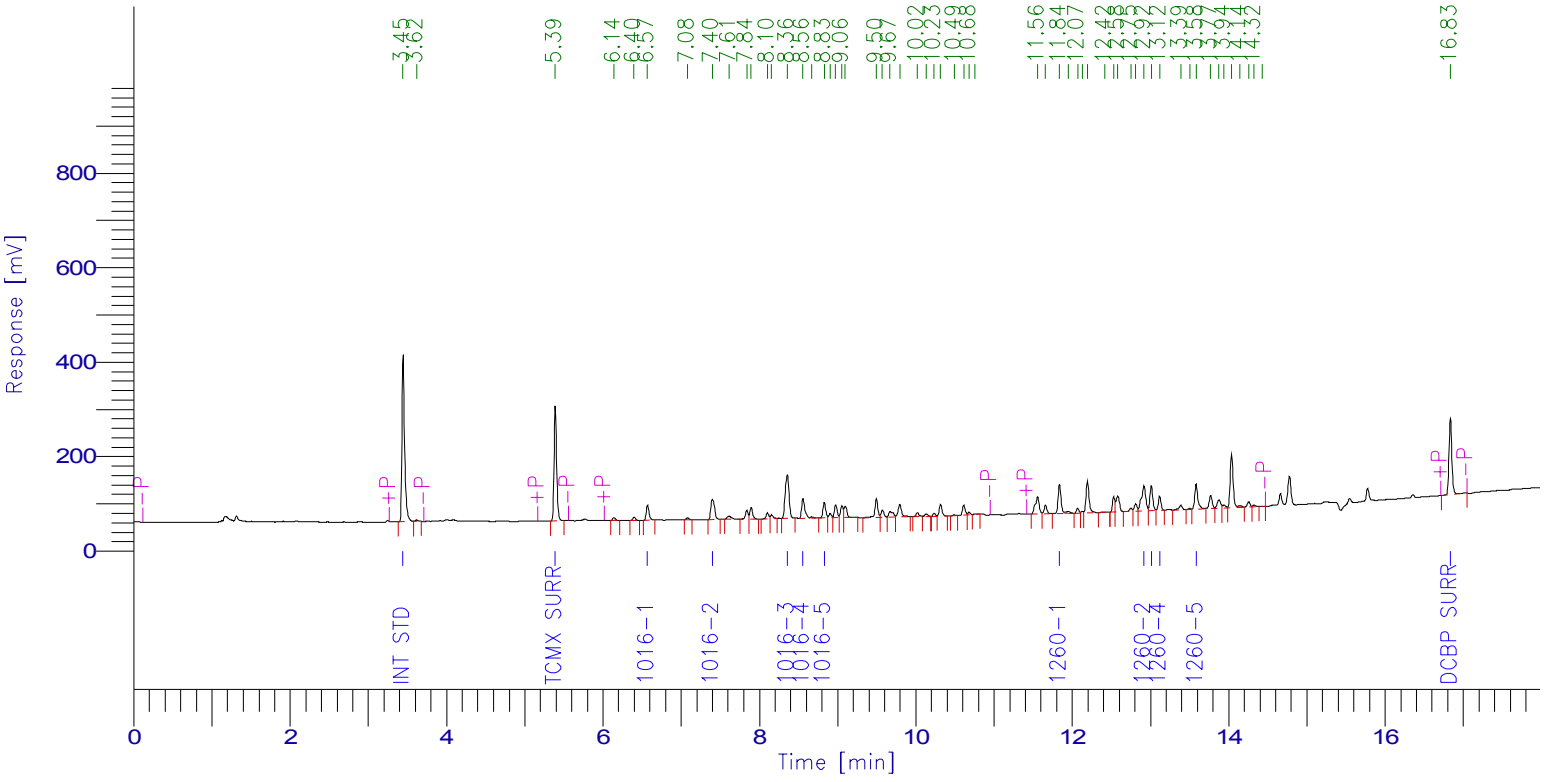

PCB Report

Time [min]	Component Name	Raw Amount	Area [µV·s]	Surrogate SM/WM	Surrogate QC / SL	Spike Rec Soils (%)	Spike Rec Water (%)
3.445	Int Std	100.0000	858199.34	250.0000	100.0000	40.0000	20.0000
5.391	TCMX SURR	39.2956	572941.74	98.2390	39.2956	15.7182	7.8591
6.569	1016-1	221.0977	81075.73	552.7444	221.0977	88.4391	44.2195
7.398	1016-2	220.5192	142528.66	551.2980	220.5192	88.2077	44.1038
8.357	1016-3	220.8436	303565.48	552.1090	220.8436	88.3374	44.1687
8.558	1016-4	221.7265	116384.11	554.3162	221.7265	88.6906	44.3453
8.829	1016-5	221.2437	77867.79	553.1092	221.2437	88.4975	44.2487
11.836	1260-1	236.2356	163501.34	590.5890	236.2356	94.4942	47.2471
12.916	1260-2	218.0956	200511.39	545.2391	218.0956	87.2383	43.6191
13.010	1260-3	216.7768	132906.91	541.9420	216.7768	86.7107	43.3554
13.117	1260-4	208.2358	73600.24	520.5895	208.2358	83.2943	41.6472
13.583	1260-5	221.6081	152364.75	554.0202	221.6081	88.6432	44.3216
16.832	DCBP SURR	41.3578	422994.96	103.3946	41.3578	16.5431	8.2716
		2387.0360	3298442.44				

Client Id: Initial Calibration

Software Version: 4.1<1L22>
Date: 7/19/2017 08:11 AM
Sample Name : mix 100;12z
Data File : E:\TC2017\ECD1\07-JUL\718A024.RAW Date: 7/18/2017 08:46 PM
Sequence File: E:\TC2017\ECD1\07-JUL\PCBSEQ.SEQ Cycle: 167 Channel : A
Instrument : AUTO_ECD1 Rack/Vial: 0/11 Operator:
Sample Amount : 1.0000 Dilution Factor : 1.00

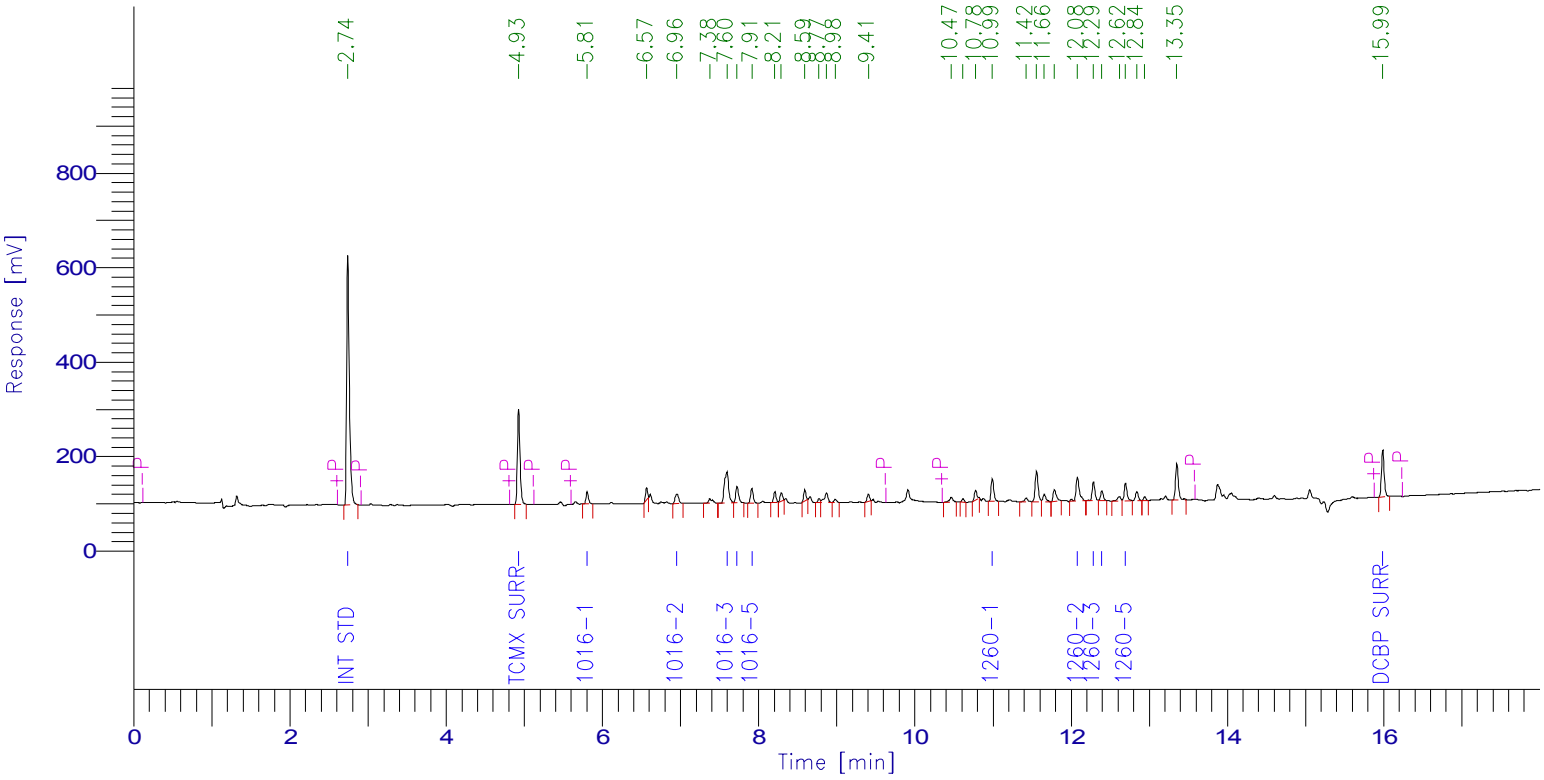

PCB Report

Time [min]	Component Name	Raw Amount	Area [µV·s]	Surrogate SM/WM	Surrogate QC / SL	Spike Rec Soils (%)	Spike Rec Water (%)
2.742	Int Std	100.0000	1247742.83	250.0000	100.0000	40.0000	20.0000
4.928	TCMX SURR	21.1817	460180.71	52.9543	21.1817	8.4727	4.2363
5.805	1016-1	115.4713	58488.93	288.6783	115.4713	46.1885	23.0943
6.955	1016-2	108.2221	64675.18	270.5553	108.2221	43.2889	21.6444
7.595	1016-3	119.0627	246659.93	297.6567	119.0627	47.6251	23.8125
7.723	1016-4	116.2506	88214.68	290.6264	116.2506	46.5002	23.2501
7.913	1016-5	113.2800	69809.61	283.2001	113.2800	45.3120	22.6560
10.991	1260-1	117.1516	115485.54	292.8790	117.1516	46.8606	23.4303
12.078	1260-2	117.4068	153763.23	293.5169	117.4068	46.9627	23.4814
12.285	1260-3	116.4675	98075.36	291.1687	116.4675	46.5870	23.2935
12.393	1260-4	109.8676	50035.03	274.6689	109.8676	43.9470	21.9735
12.696	1260-5	115.9560	95753.01	289.8899	115.9560	46.3824	23.1912
15.987	DCBP SURR	21.9813	245733.77	54.9532	21.9813	8.7925	4.3963
		1292.2991	2994617.83				

Client Id: Initial Calibration

Software Version: 4.1<1L22>
Date: 7/19/2017 08:11 AM
Sample Name : mix 100;12z
Data File : E:\TC2017\ECD1\07-JUL\718B024.RAW Date: 7/18/2017 08:46 PM
Sequence File: E:\TC2017\ECD1\07-JUL\PCBSEQ.SEQ Cycle: 167 Channel : B
Instrument : AUTO_ECD1 Rack/Vial: 0/11 Operator:
Sample Amount : 1.0000 Dilution Factor : 1.00

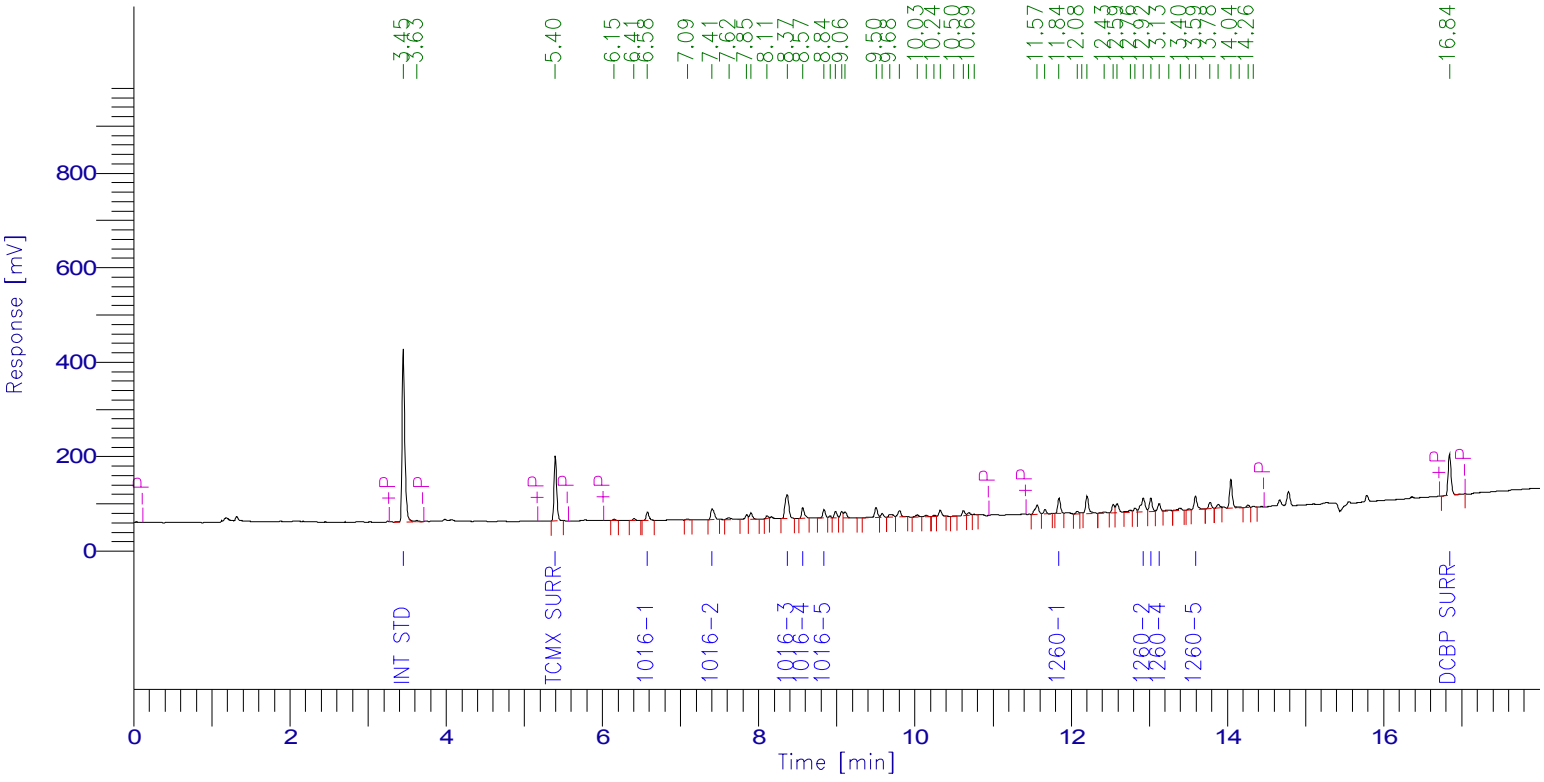

PCB Report

Time [min]	Component Name	Raw Amount	Area [µV·s]	Surrogate SM/WM	Surrogate QC / SL	Spike Rec Soils (%)	Spike Rec Water (%)
3.451	Int Std	100.0000	878145.08	250.0000	100.0000	40.0000	20.0000
5.398	TCMX SURR	21.0682	314319.73	52.6705	21.0682	8.4273	4.2136
6.576	1016-1	117.8758	44229.23	294.6896	117.8758	47.1503	23.5752
7.405	1016-2	115.1737	76170.57	287.9342	115.1737	46.0695	23.0347
8.366	1016-3	118.5637	166762.16	296.4093	118.5637	47.4255	23.7127
8.566	1016-4	110.2657	59223.58	275.6642	110.2657	44.1063	22.0531
8.838	1016-5	117.5078	42318.66	293.7696	117.5078	47.0031	23.5016
11.844	1260-1	108.5215	76854.57	271.3036	108.5215	43.4086	21.7043
12.924	1260-2	114.5273	107740.58	286.3184	114.5273	45.8109	22.9055
13.019	1260-3	114.9361	72105.65	287.3402	114.9361	45.9744	22.9872
13.125	1260-4	109.0175	39427.39	272.5437	109.0175	43.6070	21.8035
13.590	1260-5	111.5667	78489.50	278.9167	111.5667	44.6267	22.3133
16.842	DCBP SURR	21.2768	222669.60	53.1919	21.2768	8.5107	4.2554
		1280.3008	2178456.29				

Client Id: Initial Calibration

Software Version: 4.1<1L22>
Date: 7/19/2017 08:11 AM
Sample Name : mix 50;13i
Data File : E:\TC2017\ECD1\07-JUL\718A025.RAW Date: 7/18/2017 09:08 PM
Sequence File: E:\TC2017\ECD1\07-JUL\PCBSEQ.SEQ Cycle: 168 Channel : A
Instrument : AUTO_ECD1 Rack/Vial: 0/12 Operator:
Sample Amount : 1.0000 Dilution Factor : 1.00

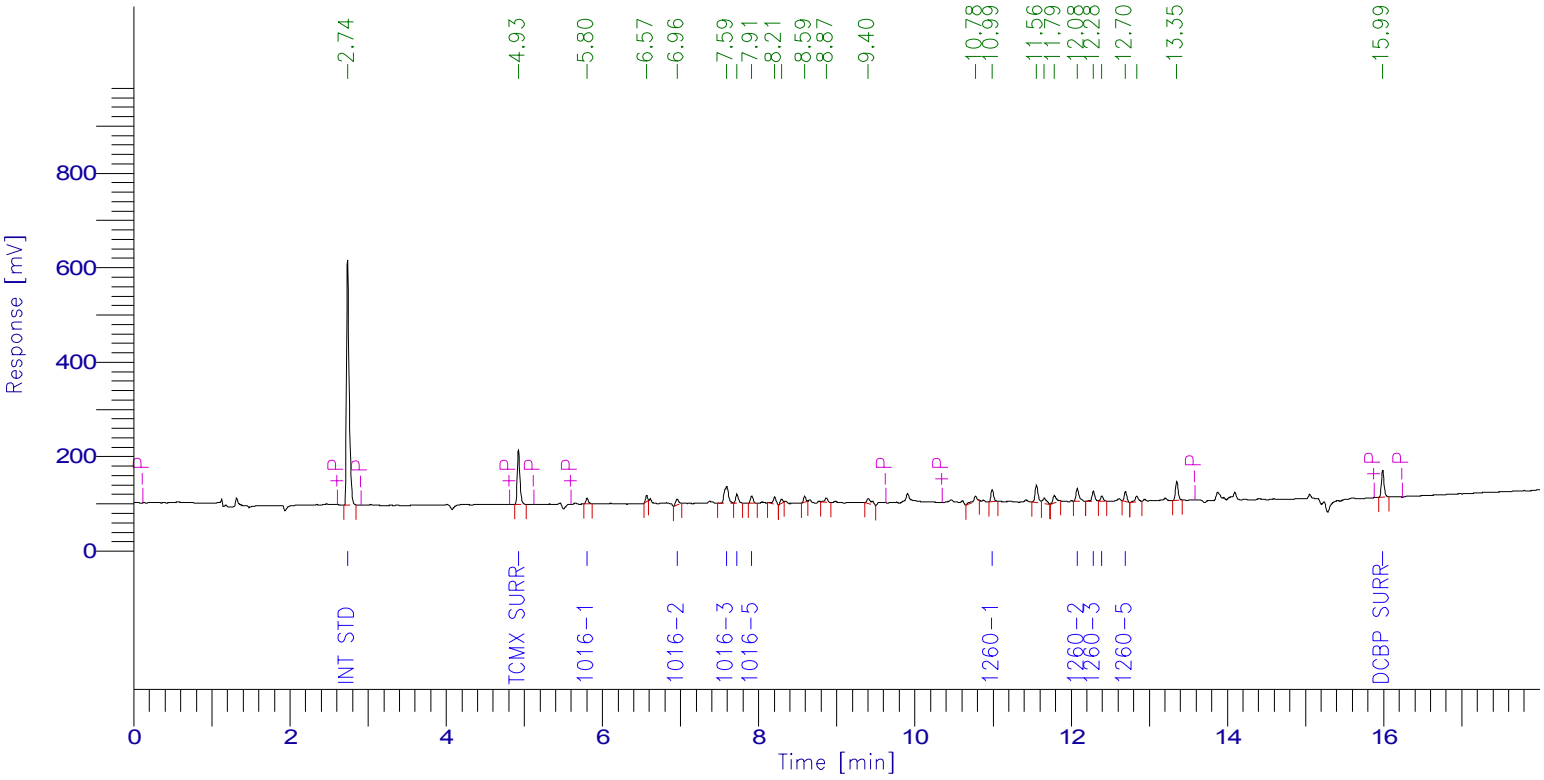

PCB Report

Time [min]	Component Name	Raw Amount	Area [µV·s]	Surrogate SM/WM	Surrogate QC / SL	Spike Rec Soils (%)	Spike Rec Water (%)
2.739	Int Std	100.0000	1207947.17	250.0000	100.0000	40.0000	20.0000
4.926	TCMX SURR	12.5200	263325.40	31.2999	12.5200	5.0080	2.5040
5.803	1016-1	58.9671	28915.61	147.4178	58.9671	23.5868	11.7934
6.959	1016-2	65.5122	37902.39	163.7805	65.5122	26.2049	13.1024
7.593	1016-3	65.4185	131203.73	163.5462	65.4185	26.1674	13.0837
7.721	1016-4	60.4485	44407.26	151.1212	60.4485	24.1794	12.0897
7.912	1016-5	58.9009	35140.40	147.2523	58.9009	23.5604	11.7802
10.990	1260-1	63.6603	60753.41	159.1506	63.6603	25.4641	12.7321
12.077	1260-2	59.0804	74907.57	147.7010	59.0804	23.6322	11.8161
12.284	1260-3	68.2801	55663.70	170.7002	68.2801	27.3120	13.6560
12.393	1260-4	61.1780	26972.62	152.9451	61.1780	24.4712	12.2356
12.695	1260-5	61.7354	49353.32	154.3385	61.7354	24.6942	12.3471
15.986	DCBP SURR	12.7786	138298.41	31.9464	12.7786	5.1114	2.5557
		748.4799	2154791.01				

Client Id: Initial Calibration

Software Version: 4.1<1L22>
Date: 7/19/2017 08:11 AM
Sample Name : mix 50;13i
Data File : E:\TC2017\ECD1\07-JUL\718B025.RAW Date: 7/18/2017 09:08 PM
Sequence File: E:\TC2017\ECD1\07-JUL\PCBSEQ.SEQ Cycle: 168 Channel : B
Instrument : AUTO_ECD1 Rack/Vial: 0/12 Operator:
Sample Amount : 1.0000 Dilution Factor : 1.00

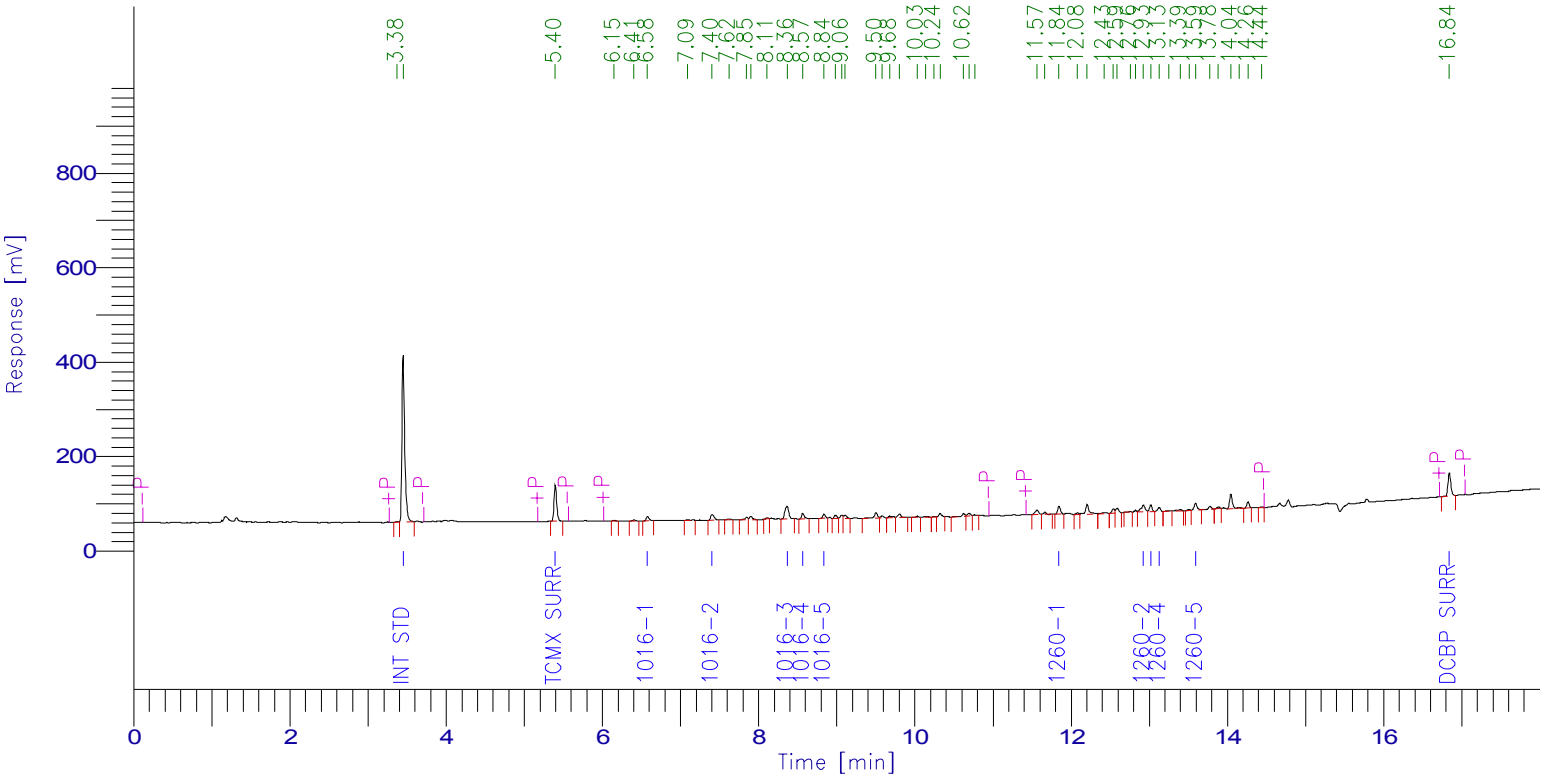

PCB Report

Time [min]	Component Name	Raw Amount	Area [µV·s]	Surrogate SM/WM	Surrogate QC / SL	Spike Rec Soils (%)	Spike Rec Water (%)
3.449	Int Std	100.0000	853855.88	250.0000	100.0000	40.0000	20.0000
5.397	TCMX SURR	12.1269	175918.51	30.3172	12.1269	4.8507	2.4254
6.577	1016-1	62.2551	22713.17	155.6377	62.2551	24.9020	12.4510
7.404	1016-2	59.3122	38141.37	148.2805	59.3122	23.7249	11.8624
8.364	1016-3	64.5258	88246.50	161.3146	64.5258	25.8103	12.9052
8.565	1016-4	56.8481	29688.51	142.1202	56.8481	22.7392	11.3696
8.837	1016-5	56.9782	19952.26	142.4455	56.9782	22.7913	11.3956
11.844	1260-1	57.1504	39354.23	142.8759	57.1504	22.8601	11.4301
12.925	1260-2	60.3239	55179.47	150.8096	60.3239	24.1295	12.0648
13.019	1260-3	60.5149	36914.19	151.2872	60.5149	24.2060	12.1030
13.126	1260-4	67.9461	23893.77	169.8652	67.9461	27.1784	13.5892
13.591	1260-5	60.2974	41247.17	150.7436	60.2974	24.1190	12.0595
16.840	DCBP SURR	12.0998	123126.20	30.2494	12.0998	4.8399	2.4200
		730.3786	1548231.24				

6D
PCB INITIAL CALIBRATION OF SINGLE COMPONENT ANALYTES

Lab Name: Phoenix Environmental Client: NETC

Lab Code: Phoenix Case No.: SAS No.: SDG No.: GBY76292

Instrument ID: CL_ECD1

GC Col A: RTX-440 ID: 0.32 (mm) Date(s) Analyzed: 07/25/17 07/25/17

Method File: PC725AI

COMPOUND	RT OF STANDARDS			MEAN	RT WINDOW	
	LOW 725A027	MID 725A025	HIGH 725A023	RT	FROM	TO
Aroclor 1016-1	5.65	5.65	5.64	5.65	5.59	5.69
Aroclor 1016-2	6.78	6.78	6.77	6.78	6.72	6.82
Aroclor 1016-3	7.43	7.42	7.42	7.42	7.37	7.47
Aroclor 1016-4	7.74	7.74	7.73	7.74	7.69	7.79
Aroclor 1016-5	8.42	8.41	8.41	8.41	8.36	8.46
Aroclor 1260-1	10.80	10.80	10.79	10.80	10.73	10.87
Aroclor 1260-2	11.37	11.37	11.36	11.37	11.30	11.44
Aroclor 1260-3	11.88	11.88	11.87	11.88	11.81	11.95
Aroclor 1260-4	12.10	12.09	12.08	12.09	12.02	12.16
Aroclor 1260-5	12.50	12.49	12.48	12.49	12.42	12.56
Decachlorobiphenyl	15.78	15.77	15.76	15.77	15.67	15.87
Tetrachloro-m-xylene	4.78	4.78	4.77	4.78	4.73	4.83

Retention time windows are ± 0.05 minutes for all compounds that elute before Aroclor 1260-1, ± 0.07 minutes for all other compounds, except ± 0.10 minutes for Decachlorobiphenyl.

FORM VI PCB

6D
PCB INITIAL CALIBRATION OF SINGLE COMPONENT ANALYTES

Lab Name: Phoenix Environmental Client: NETC

Lab Code: Phoenix Case No.: SAS No.: SDG No.: GBY76292

Instrument ID: CL_ECD1

GC Col B: Rxi-Sil MS ID: 0.32 (mm) Date(s) Analyzed: 07/25/17 07/25/17

Method File: PC725BI

COMPOUND	RT OF STANDARDS			MEAN	RT WINDOW	
	LOW 725B027	MID 725B025	HIGH 725B023	RT	FROM	TO
Aroclor 1016-1	6.27	6.27	6.26	6.27	6.21	6.31
Aroclor 1016-2	7.08	7.08	7.08	7.08	7.03	7.13
Aroclor 1016-3	8.03	8.03	8.02	8.03	7.98	8.08
Aroclor 1016-4	8.23	8.23	8.22	8.23	8.17	8.27
Aroclor 1016-5	9.15	9.15	9.15	9.15	9.10	9.20
Aroclor 1260-1	11.48	11.47	11.47	11.47	11.40	11.54
Aroclor 1260-2	11.83	11.83	11.83	11.83	11.76	11.90
Aroclor 1260-3	12.64	12.64	12.64	12.64	12.57	12.71
Aroclor 1260-4	12.75	12.75	12.74	12.75	12.67	12.81
Aroclor 1260-5	13.21	13.21	13.20	13.21	13.13	13.27
Decachlorobiphenyl	16.44	16.43	16.43	16.43	16.33	16.53
Tetrachloro-m-xylene	5.10	5.10	5.10	5.10	5.05	5.15

Retention time windows are ± 0.05 minutes for all compounds that elute before Aroclor 1260-1, ± 0.07 minutes for all other compounds, except ± 0.10 minutes for Decachlorobiphenyl.

FORM VI PCB

6E

PCB INITIAL CALIBRATION OF SINGLE COMPONENT ANALYTES (FACTORS)

Lab Name: Phoenix Environmental Client: NETC

Lab Code: Phoenix Case No.: SAS No.: SDG No.: GBY76292

Instr ID: CL_ECD1 Levels: 8

GC Col A: ID: (mm) Analysis Dates: 07/25/17 - 07/25/17

Method File: PC725AI

CALIBRATION FACTORS

COMPOUND	Level 1 725A028	Level 2 725A027	Level 3 725A026	Level 4 725A025	Level 5 725A024	Level 6 725A023	Level 7 725A022	Level 8 725A029	MEAN	%RSD	*
Aroclor 1016-1	0.045	0.043	0.039	0.036	0.038	0.035	0.034	0.046	0.040	11.83	
Aroclor 1016-2	0.062	0.058	0.053	0.046	0.050	0.046	0.044	0.070	0.054	16.71	
Aroclor 1016-3	0.191	0.178	0.157	0.141	0.149	0.139	0.134	0.201	0.161	15.87	
Aroclor 1016-4	0.058	0.056	0.050	0.046	0.049	0.046	0.045	0.061	0.051	11.97	
Aroclor 1016-5	0.054	0.051	0.044	0.041	0.043	0.041	0.039	0.054	0.046	13.34	
Aroclor 1260-1	0.108	0.101	0.089	0.079	0.081	0.078	0.073	0.111	0.090	16.52	
Aroclor 1260-2	0.173	0.160	0.140	0.127	0.129	0.124	0.118	0.180	0.144	16.59	
Aroclor 1260-3	0.158	0.153	0.139	0.128	0.129	0.127	0.121	0.162	0.140	11.34	
Aroclor 1260-4	0.103	0.101	0.092	0.084	0.085	0.083	0.080	0.107	0.092	11.64	
Aroclor 1260-5	0.084	0.098	0.071	0.066	0.066	0.066	0.062	0.081	0.074	16.65	
Decachlorobiphenyl	1.875	1.718	1.619	1.546	1.533	1.499	1.427	2.175	1.674	14.71	
Tetrachloro-m-xylene	1.699	1.581	1.501	1.418	1.521			1.929	1.608	11.37	

%RSD must be less than or equal 20.0% for all compounds. (*) Criteria exceeded.

FORM VI PCB

6E

PCB INITIAL CALIBRATION OF SINGLE COMPONENT ANALYTES (FACTORS)

Lab Name: Phoenix Environmental Client: NETC

Lab Code: Phoenix Case No.: SAS No.: SDG No.: GBY76292

Instr ID: CL_ECD1 Levels: 8

GC Col B: ID: (mm) Analysis Dates: 07/25/17 - 07/25/17

Method File: PC725BI

CALIBRATION FACTORS

COMPOUND	Level 1 725B028	Level 2 725B027	Level 3 725B026	Level 4 725B025	Level 5 725B024	Level 6 725B023	Level 7 725B022	Level 8 725B029	MEAN	%RSD	*
Aroclor 1016-1	0.056	0.055	0.049	0.044	0.044	0.043	0.042	0.054	0.048	12.63	
Aroclor 1016-2	0.113	0.107	0.094	0.085	0.085	0.084	0.081	0.117	0.096	15.26	
Aroclor 1016-3	0.218	0.203	0.179	0.160	0.161	0.157	0.152	0.226	0.182	16.15	
Aroclor 1016-4	0.086	0.085	0.072	0.065	0.065	0.068	0.066	0.083	0.074	12.84	
Aroclor 1016-5	0.067	0.064	0.058	0.053	0.053	0.053	0.051	0.060	0.058	10.17	
Aroclor 1260-1	0.121	0.117	0.099	0.092	0.090	0.089	0.086	0.126	0.102	15.88	
Aroclor 1260-2	0.139	0.130	0.116	0.105	0.102	0.099	0.094	0.139	0.115	15.90	
Aroclor 1260-3	0.096	0.095	0.085	0.078	0.075	0.077	0.073	0.097	0.085	11.96	
Aroclor 1260-4	0.052	0.052	0.047	0.044	0.043	0.044	0.042	0.051	0.047	9.22	
Aroclor 1260-5	0.110	0.105	0.094	0.086	0.083	0.086	0.083	0.104	0.094	11.70	
Decachlorobiphenyl	1.418	1.319	1.226	1.183	1.107	1.138	1.096	1.643	1.266	14.85	
Tetrachloro-m-xylene	1.908	1.780	1.692	1.594	1.624			2.149	1.791	11.67	

%RSD must be less than or equal 20.0% for all compounds. (*) Criteria exceeded.

FORM VI PCB

Turbochrom Method File : E:\TC2017\CL_ECD1\07-JUL\PC725AI.MTH
Created by : AM on : 7/26/2017 08:09 AM
Edited by : god on : 7/26/2017 08:11 AM
Description :

Number of Times Edited : 2
Number of Times Calibrated : 5484

Instrument Conditions :
au-ECD1

Instrument Control Method:
Instrument name : AUTO_ECD1

Channel Parameters:
Data will be collected from both channels

Channel A signal source: DetA		Channel B signal source: DetB	
Analog Output	: INT	Analog Output	: INT
Attenuation	: -5	Attenuation	: -5
Offset	: 5.0 mV	Offset	: 5.0 mV

Delay Time : 0.00 min.
Run Time : 18.00 min.
Sampling Rate : 3.1250 pts/s

Autosampler Method:

Injection Volume	: 1.0 µl	Pre-Sequence Washes	: 0
Injection Speed	: NORM	Sample Washes	: 2
Viscosity Delay	: 0	Sample Pumps	: 4
Waste Vial	: 1	Solvent A Washes	: 4

Carriers Parameters:
Carrier A control : Press - PSIG
Initial Setpoint : 0.0 Initial Hold : 0.00 min

Carrier B control : NONE
Initial Setpoint : 0 Initial Hold : 0.00 min

Auxiliary Pneumatic 1 :
Auxiliary Pneumatic 1 setpoint : 0
Auxiliary Pneumatic 2 :
Auxiliary Pneumatic 2 setpoint : 0
Auxiliary Pneumatic 3 :
Auxiliary Pneumatic 3 setpoint : 0
Auxiliary Pneumatic 4 :
Auxiliary Pneumatic 4 setpoint : 0

Valve configuration and settings:

Valve 1	: NONE	Valve 2	: NONE
Valve 3	: NONE	Valve 4	: NONE
Valve 5	: NONE	Valve 6	: NONE

Detector Parameters:

Detector A : ECD		Detector B : ECD	
Range	: 1	Range	: 1

Time Constant : 200	Time Constant : 200
Autozero : OFF	Autozero : OFF
Ref Gas Flow : 30.0 mL/m	Ref Gas Flow : 30.0 mL/m
MkUp Gas Flow : 0.0 mL/m	MkUp Gas Flow : 0.0 mL/m

Heated Zones:

Injector A :
Injector A Setpoint : 250°
Injector B :
Injector B Setpoint : OFF
Detector A : 380°
Detector B : 380°
Auxiliary (NONE) : 0°

Oven Program:

Cryogenics : OFF
Initial Temp : 140° Maximum Temp : 350°
Initial Hold : 1.00 min Equilibration Time : 0.5 min
Ramp 1 : 10.5 °/min to 310°, hold for 0.81 min

Total Run Time : 18.00 min

Timed Events:

There are no timed events in the method

Real Time Plot Parameters :

Channel A -- Pages: 1 Offset: 0.000 mV Scale: 1000.000 mV
Channel B -- Pages: 1 Offset: 0.000 mV Scale: 1000.000 mV

Processing Parameters :

Bunch Factor : 2 points
Noise Threshold : 121 µV
Area Threshold : 604.00 µV

Peak Separation Criteria
Width Ratio : 0.200
Valley-to-Peak Ratio : 0.010

Exponential Skim Criteria
Peak Height Ratio : 5.000
Adjusted Height Ratio : 4.000
Valley Height Ratio : 3.000

Baseline Timed Events :

Event #1 - -P at 0.122
Event #2 - +P at 2.471
Event #3 - -P at 2.786
Event #4 - +P at 4.607
Event #5 - -P at 4.952
Event #6 - +P at 5.218
Event #7 - -P at 9.019
Event #8 - +P at 10.118
Event #9 - -P at 13.354
Event #10 - +P at 15.630

Event #11 - -P at 15.976

Annotated Replot Parameters :

No replot will be printed

Report Format files :

No report format files given

User Programs :

No user programs will be executed

Global Information :

Default Sample Volume : 1.000 uL
Quantitation Units :
Void Time : 0.000 min
Correct amounts during calibration : NO
Reject outliers during calibration : NO
An Internal Standard calibration will be used
Unknown peaks will be quantitated using a response factor of 1.000000

Component Information :

Int Std

Component Type : Single Peak Component
Retention Time : 2.590 min Search Window: 1.00 s, 1.00 %
Reference Component:
Find peak closest to expected RT in window
Internal Standard :
Use Average Calibration Factor (Area ratio / Amount ratio)
User Values:
Label :
Value 1: 0.000000
Value 2: 0.000000
Value 3: 0.000000
Value 4: 0.000000
Value 5: 0.000000
Calibration Levels:

Level Name	Amount	Area	Height	ISTD Resp.	ISTD Amt.	# Replicates
0.5	100.0000	692415.34	320564.32	1.0000	1.0000	1
1	100.0000	687442.71	308812.46	1.0000	1.0000	1
2	100.0000	689258.35	298777.11	1.0000	1.0000	1
3	100.0000	679211.17	313862.67	1.0000	1.0000	1
4	100.0000	737416.67	330501.59	1.0000	1.0000	1
5	100.0000	630170.90	255519.33	1.0000	1.0000	1
6	100.0000	658200.63	290571.10	1.0000	1.0000	1
7	100.0000	683225.05	310554.28	1.0000	1.0000	1

Average Calibration Factor = 1.000000 (%RSD = 0.00)

TCMX SURR

Component Type : Single Peak Component
Retention Time : 4.778 min Search Window: 3.50 s, 1.00 %
Reference Component:
Find peak closest to expected RT in window
Internal Standard : Int Std
Use Average Calibration Factor (Area ratio / Amount ratio)
User Values:
Label :
Value 1: 0.000000

Value 2: 0.000000
Value 3: 0.000000
Value 4: 0.000000
Value 5: 0.000000

Calibration Levels:

Level Name	Amount	Area	Height	ISTD Resp.	ISTD Amt.	# Replicates
0.5	10.0000	133550.45	60142.82	0.1929	0.1000	1
1	20.0000	233647.53	101973.43	0.3399	0.2000	1
2	40.0000	435863.02	187362.37	0.6324	0.4000	1
3	60.0000	611767.44	273688.71	0.9007	0.6000	1
4	80.0000	836579.41	366372.63	1.1345	0.8000	1
5	100.0000	958197.66	376431.28	1.5205	1.0000	1

Average Calibration Factor = 1.608145 (%RSD = 11.37)

1016-1

Component Type : Single Peak Component
Retention Time : 5.646 min Search Window: 1.00 s, 1.00 %
Reference Component:
Find peak closest to expected RT in window
Internal Standard : Int Std
Use Average Calibration Factor (Area ratio / Amount ratio)
User Values:
Label :
Value 1: 0.000000
Value 2: 0.000000
Value 3: 0.000000
Value 4: 0.000000
Value 5: 0.000000

Calibration Levels:

Level Name	Amount	Area	Height	ISTD Resp.	ISTD Amt.	# Replicates
0.5	50.0000	15972.99	6985.67	0.0231	0.5000	1
1	100.0000	31205.21	13658.38	0.0454	1.0000	1
2	200.0000	59902.33	25629.24	0.0869	2.0000	1
3	400.0000	107127.19	46695.18	0.1577	4.0000	1
4	600.0000	157372.75	67613.60	0.2134	6.0000	1
5	800.0000	192829.61	77385.42	0.3060	8.0000	1
6	1000.0000	233443.09	97709.54	0.3547	10.0000	1
7	1200.0000	280821.14	118541.53	0.4110	12.0000	1

Average Calibration Factor = 0.039744 (%RSD = 11.83)

1016-2

Component Type : Single Peak Component
Retention Time : 6.775 min Search Window: 1.00 s, 1.00 %
Reference Component: 1016-1
Find peak closest to expected RT in window
Internal Standard : Int Std
Use Average Calibration Factor (Area ratio / Amount ratio)
User Values:
Label :
Value 1: 0.000000
Value 2: 0.000000
Value 3: 0.000000
Value 4: 0.000000
Value 5: 0.000000

Calibration Levels:

Level Name	Amount	Area	Height	ISTD Resp.	ISTD Amt.	# Replicates
0.5	50.0000	24281.57	6411.53	0.0351	0.5000	1
1	100.0000	42686.03	11741.22	0.0621	1.0000	1
2	200.0000	79434.75	21958.17	0.1152	2.0000	1
3	400.0000	145121.24	39240.91	0.2107	4.0000	1

4	600.0000	205103.01	56056.07	0.2781	6.0000	1
5	800.0000	254216.42	68426.50	0.4034	8.0000	1
6	1000.0000	304553.85	83027.58	0.4627	10.0000	1
7	1200.0000	363580.80	98783.77	0.5322	12.0000	1

Average Calibration Factor = 0.053742 (%RSD = 16.71)

1016-3

Component Type : Single Peak Component
Retention Time : 7.425 min Search Window: 1.00 s, 1.00 %
Reference Component: 1016-1
Find peak closest to expected RT in window
Internal Standard : Int Std
Use Average Calibration Factor (Area ratio / Amount ratio)
User Values:
Label :
Value 1: 0.000000
Value 2: 0.000000
Value 3: 0.000000
Value 4: 0.000000
Value 5: 0.000000
Calibration Levels:

Level Name	Amount	Area	Height	ISTD Resp.	ISTD Amt.	# Replicates
0.5	50.0000	69472.69	18932.59	0.1003	0.5000	1
1	100.0000	131499.27	35791.41	0.1913	1.0000	1
2	200.0000	244758.61	66564.66	0.3551	2.0000	1
3	400.0000	425433.56	114425.75	0.6264	4.0000	1
4	600.0000	624362.20	167605.01	0.8467	6.0000	1
5	800.0000	749257.95	199049.13	1.1890	8.0000	1
6	1000.0000	913347.70	244510.41	1.3876	10.0000	1
7	1200.0000	1096243.65	291944.89	1.6045	12.0000	1

Average Calibration Factor = 0.161039 (%RSD = 15.87)

1016-4

Component Type : Single Peak Component
Retention Time : 7.738 min Search Window: 1.00 s, 1.00 %
Reference Component: 1016-1
Find peak closest to expected RT in window
Internal Standard : Int Std
Use Average Calibration Factor (Area ratio / Amount ratio)
User Values:
Label :
Value 1: 0.000000
Value 2: 0.000000
Value 3: 0.000000
Value 4: 0.000000
Value 5: 0.000000
Calibration Levels:

Level Name	Amount	Area	Height	ISTD Resp.	ISTD Amt.	# Replicates
0.5	50.0000	21033.97	9116.99	0.0304	0.5000	1
1	100.0000	40080.13	17543.78	0.0583	1.0000	1
2	200.0000	77720.37	33432.51	0.1128	2.0000	1
3	400.0000	137090.99	59215.43	0.2018	4.0000	1
4	600.0000	204522.61	87800.85	0.2774	6.0000	1
5	800.0000	246262.55	101723.69	0.3908	8.0000	1
6	1000.0000	301596.77	128139.43	0.4582	10.0000	1
7	1200.0000	369167.15	154142.54	0.5403	12.0000	1

Average Calibration Factor = 0.051478 (%RSD = 11.97)

1016-5

Component Type : Single Peak Component

Retention Time : 8.414 min Search Window: 1.00 s, 1.00 %
Reference Component: 1016-1
Find peak closest to expected RT in window
Internal Standard : Int Std
Use Average Calibration Factor (Area ratio / Amount ratio)
User Values:
Label :
Value 1: 0.000000
Value 2: 0.000000
Value 3: 0.000000
Value 4: 0.000000
Value 5: 0.000000
Calibration Levels:

Level Name	Amount	Area	Height	ISTD Resp.	ISTD Amt.	# Replicates
0.5	50.0000	18781.66	8051.89	0.0271	0.5000	1
1	100.0000	36827.85	15409.38	0.0536	1.0000	1
2	200.0000	70148.79	29302.19	0.1018	2.0000	1
3	400.0000	120863.57	51978.93	0.1779	4.0000	1
4	600.0000	180725.13	74684.24	0.2451	6.0000	1
5	800.0000	219081.97	89722.22	0.3477	8.0000	1
6	1000.0000	267363.50	110244.12	0.4062	10.0000	1
7	1200.0000	319876.69	131439.48	0.4682	12.0000	1

Average Calibration Factor = 0.045892 (%RSD = 13.34)

1260-1
Component Type : Single Peak Component
Retention Time : 10.801 min Search Window: 0.50 s, 0.50 %
Reference Component:
Find peak closest to expected RT in window
Internal Standard : Int Std
Use Average Calibration Factor (Area ratio / Amount ratio)
User Values:
Label :
Value 1: 0.000000
Value 2: 0.000000
Value 3: 0.000000
Value 4: 0.000000
Value 5: 0.000000
Calibration Levels:

Level Name	Amount	Area	Height	ISTD Resp.	ISTD Amt.	# Replicates
0.5	50.0000	38553.09	16745.33	0.0557	0.5000	1
1	100.0000	74265.16	31831.81	0.1080	1.0000	1
2	200.0000	139245.33	57401.02	0.2020	2.0000	1
3	400.0000	241059.19	98487.97	0.3549	4.0000	1
4	600.0000	351163.55	144591.97	0.4762	6.0000	1
5	800.0000	408979.56	165701.73	0.6490	8.0000	1
6	1000.0000	510348.14	206894.11	0.7754	10.0000	1
7	1200.0000	596666.34	247990.63	0.8733	12.0000	1

Average Calibration Factor = 0.089992 (%RSD = 16.52)

1260-2
Component Type : Single Peak Component
Retention Time : 11.368 min Search Window: 0.50 s, 0.50 %
Reference Component: 1260-1
Find peak closest to expected RT in window
Internal Standard : Int Std
Use Average Calibration Factor (Area ratio / Amount ratio)
User Values:
Label :
Value 1: 0.000000

Value 2: 0.000000
Value 3: 0.000000
Value 4: 0.000000
Value 5: 0.000000

Calibration Levels:

Level Name	Amount	Area	Height	ISTD Resp.	ISTD Amt.	# Replicates
0.5	50.0000	62237.85	22829.59	0.0899	0.5000	1
1	100.0000	119216.46	42790.07	0.1734	1.0000	1
2	200.0000	219942.26	79800.64	0.3191	2.0000	1
3	400.0000	380696.76	138197.62	0.5605	4.0000	1
4	600.0000	561604.90	199542.43	0.7616	6.0000	1
5	800.0000	648508.95	229736.52	1.0291	8.0000	1
6	1000.0000	817780.17	291268.25	1.2424	10.0000	1
7	1200.0000	969047.28	341392.09	1.4183	12.0000	1

Average Calibration Factor = 0.143859 (%RSD = 16.59)

1260-3

Component Type : Single Peak Component
Retention Time : 11.880 min Search Window: 0.50 s, 0.50 %
Reference Component: 1260-1
Find peak closest to expected RT in window
Internal Standard : Int Std
Use Average Calibration Factor (Area ratio / Amount ratio)
User Values:
Label :
Value 1: 0.000000
Value 2: 0.000000
Value 3: 0.000000
Value 4: 0.000000
Value 5: 0.000000

Calibration Levels:

Level Name	Amount	Area	Height	ISTD Resp.	ISTD Amt.	# Replicates
0.5	50.0000	56152.06	19471.69	0.0811	0.5000	1
1	100.0000	108662.17	37469.49	0.1581	1.0000	1
2	200.0000	210605.26	70075.81	0.3056	2.0000	1
3	400.0000	378177.48	122608.21	0.5568	4.0000	1
4	600.0000	564507.05	181431.67	0.7655	6.0000	1
5	800.0000	652467.11	209736.07	1.0354	8.0000	1
6	1000.0000	837505.39	264909.94	1.2724	10.0000	1
7	1200.0000	994901.00	317168.49	1.4562	12.0000	1

Average Calibration Factor = 0.139729 (%RSD = 11.34)

1260-4

Component Type : Single Peak Component
Retention Time : 12.090 min Search Window: 0.50 s, 0.70 %
Reference Component: 1260-1
Find peak closest to expected RT in window
Internal Standard : Int Std
Use Average Calibration Factor (Area ratio / Amount ratio)
User Values:
Label :
Value 1: 0.000000
Value 2: 0.000000
Value 3: 0.000000
Value 4: 0.000000
Value 5: 0.000000

Calibration Levels:

Level Name	Amount	Area	Height	ISTD Resp.	ISTD Amt.	# Replicates
0.5	50.0000	37164.66	16019.27	0.0537	0.5000	1
1	100.0000	70859.87	31024.49	0.1031	1.0000	1

2	200.0000	139630.41	58769.44	0.2026	2.0000	1
3	400.0000	249148.32	104320.48	0.3668	4.0000	1
4	600.0000	370161.51	153758.69	0.5020	6.0000	1
5	800.0000	427994.32	175358.17	0.6792	8.0000	1
6	1000.0000	546255.30	225078.16	0.8299	10.0000	1
7	1200.0000	652258.82	263358.37	0.9547	12.0000	1

Average Calibration Factor = 0.091815 (%RSD = 11.64)

1260-5

Component Type : Single Peak Component
Retention Time : 12.494 min Search Window: 0.50 s, 0.70 %
Reference Component: 1260-1
Find peak closest to expected RT in window
Internal Standard : Int Std
Use Average Calibration Factor (Area ratio / Amount ratio)
User Values:
Label :
Value 1: 0.000000
Value 2: 0.000000
Value 3: 0.000000
Value 4: 0.000000
Value 5: 0.000000
Calibration Levels:

Level Name	Amount	Area	Height	ISTD Resp.	ISTD Amt.	# Replicates
0.5	50.0000	27941.06	13287.11	0.0404	0.5000	1
1	100.0000	57606.33	26663.97	0.0838	1.0000	1
2	200.0000	135146.70	54393.00	0.1961	2.0000	1
3	400.0000	192409.97	85436.36	0.2833	4.0000	1
4	600.0000	290049.43	130208.90	0.3933	6.0000	1
5	800.0000	334705.78	149784.42	0.5311	8.0000	1
6	1000.0000	433383.82	189002.02	0.6584	10.0000	1
7	1200.0000	508731.38	227162.22	0.7446	12.0000	1

Average Calibration Factor = 0.074151 (%RSD = 16.65)

DCBP SURR

Component Type : Single Peak Component
Retention Time : 15.770 min Search Window: 1.00 s, 1.00 %
Reference Component:
Find peak closest to expected RT in window
Internal Standard : Int Std
Use Average Calibration Factor (Area ratio / Amount ratio)
User Values:
Label :
Value 1: 0.000000
Value 2: 0.000000
Value 3: 0.000000
Value 4: 0.000000
Value 5: 0.000000
Calibration Levels:

Level Name	Amount	Area	Height	ISTD Resp.	ISTD Amt.	# Replicates
0.5	10.0000	150598.02	61410.98	0.2175	0.1000	1
1	20.0000	257818.18	103733.02	0.3750	0.2000	1
2	40.0000	473718.04	188491.02	0.6873	0.4000	1
3	60.0000	659751.53	259422.04	0.9713	0.6000	1
4	80.0000	911805.44	362542.06	1.2365	0.8000	1
5	100.0000	966239.11	374974.44	1.5333	1.0000	1
6	120.0000	1183809.55	461614.93	1.7986	1.2000	1
7	140.0000	1364759.33	534661.39	1.9975	1.4000	1

Average Calibration Factor = 1.673975 (%RSD = 14.71)

Calibration Replicate Lists:

Component: Int Std

Level : 0.5

Area	Height	Vol Adj Amt	ISTD Response	ISTD Amount	Date/Time		File
692415.34	320564.32	100.0000	1.0000	1.0000	7/26/2017	08:11 AM	GEDIT.RS

Level : 1

Area	Height	Vol Adj Amt	ISTD Response	ISTD Amount	Date/Time		File
687442.71	308812.46	100.0000	1.0000	1.0000	7/26/2017	08:11 AM	GEDIT.RS

Level : 2

Area	Height	Vol Adj Amt	ISTD Response	ISTD Amount	Date/Time		File
689258.35	298777.11	100.0000	1.0000	1.0000	7/26/2017	08:11 AM	GEDIT.RS

Level : 3

Area	Height	Vol Adj Amt	ISTD Response	ISTD Amount	Date/Time		File
679211.17	313862.67	100.0000	1.0000	1.0000	7/26/2017	08:11 AM	GEDIT.RS

Level : 4

Area	Height	Vol Adj Amt	ISTD Response	ISTD Amount	Date/Time		File
737416.67	330501.59	100.0000	1.0000	1.0000	7/26/2017	08:10 AM	GEDIT.RS

Level : 5

Area	Height	Vol Adj Amt	ISTD Response	ISTD Amount	Date/Time		File
630170.90	255519.33	100.0000	1.0000	1.0000	7/26/2017	08:10 AM	GEDIT.RS

Level : 6

Area	Height	Vol Adj Amt	ISTD Response	ISTD Amount	Date/Time		File
658200.63	290571.10	100.0000	1.0000	1.0000	7/26/2017	08:10 AM	GEDIT.RS

Level : 7

Area	Height	Vol Adj Amt	ISTD Response	ISTD Amount	Date/Time		File
683225.05	310554.28	100.0000	1.0000	1.0000	7/26/2017	08:10 AM	GEDIT.RS

Component: TCMX SURR

Level : 0.5

Area	Height	Vol Adj Amt	ISTD Response	ISTD Amount	Date/Time		File
133550.45	60142.82	10.0000	0.1929	0.1000	7/26/2017	08:11 AM	GEDIT.RS

Level : 1

Area	Height	Vol Adj Amt	ISTD Response	ISTD Amount	Date/Time		File
233647.53	101973.43	20.0000	0.3399	0.2000	7/26/2017	08:11 AM	GEDIT.RS

Level : 2

Area	Height	Vol Adj Amt	ISTD Response	ISTD Amount	Date/Time		File

435863.02	187362.37	40.0000	0.6324	0.4000	7/26/2017	08:11 AM	GEDIT.RS

Level : 3

Area	Height	Vol Adj Amt	ISTD Response	ISTD Amount	Date/Time		File
611767.44	273688.71	60.0000	0.9007	0.6000	7/26/2017	08:11 AM	GEDIT.RS

Level : 4

Area	Height	Vol Adj Amt	ISTD Response	ISTD Amount	Date/Time		File
836579.41	366372.63	80.0000	1.1345	0.8000	7/26/2017	08:10 AM	GEDIT.RS

Level : 5

Area	Height	Vol Adj Amt	ISTD Response	ISTD Amount	Date/Time		File
958197.66	376431.28	100.0000	1.5205	1.0000	7/26/2017	08:10 AM	GEDIT.RS

Component: 1016-1

Level : 0.5

Area	Height	Vol Adj Amt	ISTD Response	ISTD Amount	Date/Time		File
15972.99	6985.67	50.0000	0.0231	0.5000	7/26/2017	08:11 AM	GEDIT.RS

Level : 1

Area	Height	Vol Adj Amt	ISTD Response	ISTD Amount	Date/Time		File
31205.21	13658.38	100.0000	0.0454	1.0000	7/26/2017	08:11 AM	GEDIT.RS

Level : 2

Area	Height	Vol Adj Amt	ISTD Response	ISTD Amount	Date/Time		File
59902.33	25629.24	200.0000	0.0869	2.0000	7/26/2017	08:11 AM	GEDIT.RS

Level : 3

Area	Height	Vol Adj Amt	ISTD Response	ISTD Amount	Date/Time		File
107127.19	46695.18	400.0000	0.1577	4.0000	7/26/2017	08:11 AM	GEDIT.RS

Level : 4

Area	Height	Vol Adj Amt	ISTD Response	ISTD Amount	Date/Time		File
157372.75	67613.60	600.0000	0.2134	6.0000	7/26/2017	08:10 AM	GEDIT.RS

Level : 5

Area	Height	Vol Adj Amt	ISTD Response	ISTD Amount	Date/Time		File
192829.61	77385.42	800.0000	0.3060	8.0000	7/26/2017	08:10 AM	GEDIT.RS

Level : 6

Area	Height	Vol Adj Amt	ISTD Response	ISTD Amount	Date/Time		File
233443.09	97709.54	1000.0000	0.3547	10.0000	7/26/2017	08:10 AM	GEDIT.RS

Level : 7

Area	Height	Vol Adj Amt	ISTD Response	ISTD Amount	Date/Time	File

Area	Height	Vol Adj Amt	ISTD Response	ISTD Amount	Date/Time		File
280821.14	118541.53	1200.0000	0.4110	12.0000	7/26/2017	08:10 AM	GEDIT.RS

Component: 1016-2

Level : 0.5

Area	Height	Vol Adj Amt	ISTD Response	ISTD Amount	Date/Time		File
24281.57	6411.53	50.0000	0.0351	0.5000	7/26/2017	08:11 AM	GEDIT.RS

Level : 1

Area	Height	Vol Adj Amt	ISTD Response	ISTD Amount	Date/Time		File
42686.03	11741.22	100.0000	0.0621	1.0000	7/26/2017	08:11 AM	GEDIT.RS

Level : 2

Area	Height	Vol Adj Amt	ISTD Response	ISTD Amount	Date/Time		File
79434.75	21958.17	200.0000	0.1152	2.0000	7/26/2017	08:11 AM	GEDIT.RS

Level : 3

Area	Height	Vol Adj Amt	ISTD Response	ISTD Amount	Date/Time		File
143127.24	39240.51	400.0000	0.2107	4.0000	7/26/2017	08:11 AM	GEDIT.RS

Level : 4

Area	Height	Vol Adj Amt	ISTD Response	ISTD Amount	Date/Time		File
205103.01	56056.07	600.0000	0.2781	6.0000	7/26/2017	08:10 AM	GEDIT.RS

Level : 5

Area	Height	Vol Adj Amt	ISTD Response	ISTD Amount	Date/Time		File
254216.42	68426.50	800.0000	0.4034	8.0000	7/26/2017	08:10 AM	GEDIT.RS

Level : 6

Area	Height	Vol Adj Amt	ISTD Response	ISTD Amount	Date/Time		File
304553.85	83027.58	1000.0000	0.4627	10.0000	7/26/2017	08:10 AM	GEDIT.RS

Level : 7

Area	Height	Vol Adj Amt	ISTD Response	ISTD Amount	Date/Time		File
363580.80	98783.77	1200.0000	0.5322	12.0000	7/26/2017	08:10 AM	GEDIT.RS

Component: 1016-3

Level : 0.5

Area	Height	Vol Adj Amt	ISTD Response	ISTD Amount	Date/Time		File
69472.69	18932.59	50.0000	0.1003	0.5000	7/26/2017	08:11 AM	GEDIT.RS

Level : 1

Area	Height	Vol Adj Amt	ISTD Response	ISTD Amount	Date/Time		File
131499.27	35791.41	100.0000	0.1913	1.0000	7/26/2017	08:11 AM	GEDIT.RS

Level : 2

Area	Height	Vol Adj Amt	ISTD Response	ISTD Amount	Date/Time	File
244758.61	66564.66	200.0000	0.3551	2.0000	7/26/2017 08:11 AM	GEDIT.RS

Level : 3

Area	Height	Vol Adj Amt	ISTD Response	ISTD Amount	Date/Time	File
425433.56	114425.75	400.0000	0.6264	4.0000	7/26/2017 08:11 AM	GEDIT.RS

Level : 4

Area	Height	Vol Adj Amt	ISTD Response	ISTD Amount	Date/Time	File
624362.20	167605.01	600.0000	0.8467	6.0000	7/26/2017 08:10 AM	GEDIT.RS

Level : 5

Area	Height	Vol Adj Amt	ISTD Response	ISTD Amount	Date/Time	File
749257.95	199049.13	800.0000	1.1890	8.0000	7/26/2017 08:10 AM	GEDIT.RS

Level : 6

Area	Height	Vol Adj Amt	ISTD Response	ISTD Amount	Date/Time	File
913347.70	244510.41	1000.0000	1.3876	10.0000	7/26/2017 08:10 AM	GEDIT.RS

Level : 7

Area	Height	Vol Adj Amt	ISTD Response	ISTD Amount	Date/Time	File
1096243.65	291944.89	1200.0000	1.6045	12.0000	7/26/2017 08:10 AM	GEDIT.RS

Component: 1016-4

Level : 0.5

Area	Height	Vol Adj Amt	ISTD Response	ISTD Amount	Date/Time	File
21033.97	9116.99	50.0000	0.0304	0.5000	7/26/2017 08:11 AM	GEDIT.RS

Level : 1

Area	Height	Vol Adj Amt	ISTD Response	ISTD Amount	Date/Time	File
40080.13	17543.78	100.0000	0.0583	1.0000	7/26/2017 08:11 AM	GEDIT.RS

Level : 2

Area	Height	Vol Adj Amt	ISTD Response	ISTD Amount	Date/Time	File
77720.37	33432.51	200.0000	0.1128	2.0000	7/26/2017 08:11 AM	GEDIT.RS

Level : 3

Area	Height	Vol Adj Amt	ISTD Response	ISTD Amount	Date/Time	File
137090.99	59215.43	400.0000	0.2018	4.0000	7/26/2017 08:11 AM	GEDIT.RS

Level : 4

Area	Height	Vol Adj Amt	ISTD Response	ISTD Amount	Date/Time	File
204522.61	87800.85	600.0000	0.2774	6.0000	7/26/2017 08:10 AM	GEDIT.RS

Level : 5

Area	Height	Vol Adj Amt	ISTD Response	ISTD Amount	Date/Time	File
246262.55	101723.69	800.0000	0.3908	8.0000	7/26/2017 08:10 AM	GEDIT.RS

Level : 6

Area	Height	Vol Adj Amt	ISTD Response	ISTD Amount	Date/Time	File
301596.77	128139.43	1000.0000	0.4582	10.0000	7/26/2017 08:10 AM	GEDIT.RS

Level : 7

Area	Height	Vol Adj Amt	ISTD Response	ISTD Amount	Date/Time	File
369167.15	154142.54	1200.0000	0.5403	12.0000	7/26/2017 08:10 AM	GEDIT.RS

Component: 1016-5

Level : 0.5

Area	Height	Vol Adj Amt	ISTD Response	ISTD Amount	Date/Time	File
18781.66	8051.89	50.0000	0.0271	0.5000	7/26/2017 08:11 AM	GEDIT.RS

Level : 1

Area	Height	Vol Adj Amt	ISTD Response	ISTD Amount	Date/Time	File
36827.85	15409.38	100.0000	0.0536	1.0000	7/26/2017 08:11 AM	GEDIT.RS

Level : 2

Area	Height	Vol Adj Amt	ISTD Response	ISTD Amount	Date/Time	File
70148.79	29302.19	200.0000	0.1018	2.0000	7/26/2017 08:11 AM	GEDIT.RS

Level : 3

Area	Height	Vol Adj Amt	ISTD Response	ISTD Amount	Date/Time	File
120863.57	51978.93	400.0000	0.1779	4.0000	7/26/2017 08:11 AM	GEDIT.RS

Level : 4

Area	Height	Vol Adj Amt	ISTD Response	ISTD Amount	Date/Time	File
180725.13	74684.24	600.0000	0.2451	6.0000	7/26/2017 08:10 AM	GEDIT.RS

Level : 5

Area	Height	Vol Adj Amt	ISTD Response	ISTD Amount	Date/Time	File
219081.97	89722.22	800.0000	0.3477	8.0000	7/26/2017 08:10 AM	GEDIT.RS

Level : 6

Area	Height	Vol Adj Amt	ISTD Response	ISTD Amount	Date/Time	File
267363.50	110244.12	1000.0000	0.4062	10.0000	7/26/2017 08:10 AM	GEDIT.RS

Level : 7

Area	Height	Vol Adj Amt	ISTD Response	ISTD Amount	Date/Time	File
319876.69	131439.48	1200.0000	0.4682	12.0000	7/26/2017 08:10 AM	GEDIT.RS

Component: 1260-1

Level : 0.5

Area	Height	Vol Adj Amt	ISTD Response	ISTD Amount	Date/Time	File
38553.09	16745.33	50.0000	0.0557	0.5000	7/26/2017 08:11 AM	GEDIT.RS

Level : 1

Area	Height	Vol Adj Amt	ISTD Response	ISTD Amount	Date/Time	File
74265.16	31831.81	100.0000	0.1080	1.0000	7/26/2017 08:11 AM	GEDIT.RS

Level : 2

Area	Height	Vol Adj Amt	ISTD Response	ISTD Amount	Date/Time	File
139245.33	57401.02	200.0000	0.2020	2.0000	7/26/2017 08:11 AM	GEDIT.RS

Level : 3

Area	Height	Vol Adj Amt	ISTD Response	ISTD Amount	Date/Time	File
241059.19	98487.97	400.0000	0.3549	4.0000	7/26/2017 08:11 AM	GEDIT.RS

Level : 4

Area	Height	Vol Adj Amt	ISTD Response	ISTD Amount	Date/Time	File
351163.55	144591.97	600.0000	0.4762	6.0000	7/26/2017 08:10 AM	GEDIT.RS

Level : 5

Area	Height	Vol Adj Amt	ISTD Response	ISTD Amount	Date/Time	File
408979.56	165701.73	800.0000	0.6490	8.0000	7/26/2017 08:10 AM	GEDIT.RS

Level : 6

Area	Height	Vol Adj Amt	ISTD Response	ISTD Amount	Date/Time	File
510348.14	206894.11	1000.0000	0.7754	10.0000	7/26/2017 08:10 AM	GEDIT.RS

Level : 7

Area	Height	Vol Adj Amt	ISTD Response	ISTD Amount	Date/Time	File
596666.34	247990.63	1200.0000	0.8733	12.0000	7/26/2017 08:10 AM	GEDIT.RS

Component: 1260-2

Level : 0.5

Area	Height	Vol Adj Amt	ISTD Response	ISTD Amount	Date/Time	File
62237.85	22829.59	50.0000	0.0899	0.5000	7/26/2017 08:11 AM	GEDIT.RS

Level : 1

Area	Height	Vol Adj Amt	ISTD Response	ISTD Amount	Date/Time	File
119216.46	42790.07	100.0000	0.1734	1.0000	7/26/2017 08:11 AM	GEDIT.RS

Level : 2

Area	Height	Vol Adj Amt	ISTD Response	ISTD Amount	Date/Time	File
219942.26	79800.64	200.0000	0.3191	2.0000	7/26/2017 08:11 AM	GEDIT.RS

Level : 3

Area	Height	Vol Adj Amt	ISTD Response	ISTD Amount	Date/Time	File
380696.76	138197.62	400.0000	0.5605	4.0000	7/26/2017 08:11 AM	GEDIT.RS

Level : 4

Area	Height	Vol Adj Amt	ISTD Response	ISTD Amount	Date/Time	File
561604.90	199542.43	600.0000	0.7616	6.0000	7/26/2017 08:10 AM	GEDIT.RS

Level : 5

Area	Height	Vol Adj Amt	ISTD Response	ISTD Amount	Date/Time	File
648508.95	229736.52	800.0000	1.0291	8.0000	7/26/2017 08:10 AM	GEDIT.RS

Level : 6

Area	Height	Vol Adj Amt	ISTD Response	ISTD Amount	Date/Time	File
817780.17	291268.25	1000.0000	1.2424	10.0000	7/26/2017 08:10 AM	GEDIT.RS

Level : 7

Area	Height	Vol Adj Amt	ISTD Response	ISTD Amount	Date/Time	File
969047.28	341392.09	1200.0000	1.4183	12.0000	7/26/2017 08:10 AM	GEDIT.RS

Component: 1260-3

Level : 0.5

Area	Height	Vol Adj Amt	ISTD Response	ISTD Amount	Date/Time	File
56152.06	19471.69	50.0000	0.0811	0.5000	7/26/2017 08:11 AM	GEDIT.RS

Level : 1

Area	Height	Vol Adj Amt	ISTD Response	ISTD Amount	Date/Time	File
108662.17	37469.49	100.0000	0.1581	1.0000	7/26/2017 08:11 AM	GEDIT.RS

Level : 2

Area	Height	Vol Adj Amt	ISTD Response	ISTD Amount	Date/Time	File
210605.26	70075.81	200.0000	0.3056	2.0000	7/26/2017 08:11 AM	GEDIT.RS

Level : 3

Area	Height	Vol Adj Amt	ISTD Response	ISTD Amount	Date/Time	File
378177.48	122608.21	400.0000	0.5568	4.0000	7/26/2017 08:11 AM	GEDIT.RS

Level : 4

Area	Height	Vol Adj Amt	ISTD Response	ISTD Amount	Date/Time	File
564507.05	181431.67	600.0000	0.7655	6.0000	7/26/2017 08:10 AM	GEDIT.RS

Level : 5

Area	Height	Vol Adj Amt	ISTD Response	ISTD Amount	Date/Time		File
652467.11	209736.07	800.0000	1.0354	8.0000	7/26/2017	08:10 AM	GEDIT.RS

Level : 6

Area	Height	Vol Adj Amt	ISTD Response	ISTD Amount	Date/Time		File
837505.39	264909.94	1000.0000	1.2724	10.0000	7/26/2017	08:10 AM	GEDIT.RS

Level : 7

Area	Height	Vol Adj Amt	ISTD Response	ISTD Amount	Date/Time		File
994901.00	317168.49	1200.0000	1.4562	12.0000	7/26/2017	08:10 AM	GEDIT.RS

Component: 1260-4

Level : 0.5

Area	Height	Vol Adj Amt	ISTD Response	ISTD Amount	Date/Time		File
37164.66	16019.27	50.0000	0.0537	0.5000	7/26/2017	08:11 AM	GEDIT.RS

Level : 1

Area	Height	Vol Adj Amt	ISTD Response	ISTD Amount	Date/Time		File
70854.87	31024.49	100.0000	0.1031	1.0000	7/26/2017	08:11 AM	GEDIT.RS

Level : 2

Area	Height	Vol Adj Amt	ISTD Response	ISTD Amount	Date/Time		File
139630.41	58769.44	200.0000	0.2026	2.0000	7/26/2017	08:11 AM	GEDIT.RS

Level : 3

Area	Height	Vol Adj Amt	ISTD Response	ISTD Amount	Date/Time		File
249148.32	104320.48	400.0000	0.3668	4.0000	7/26/2017	08:11 AM	GEDIT.RS

Level : 4

Area	Height	Vol Adj Amt	ISTD Response	ISTD Amount	Date/Time		File
370161.51	153758.69	600.0000	0.5020	6.0000	7/26/2017	08:10 AM	GEDIT.RS

Level : 5

Area	Height	Vol Adj Amt	ISTD Response	ISTD Amount	Date/Time		File
427994.32	175358.17	800.0000	0.6792	8.0000	7/26/2017	08:10 AM	GEDIT.RS

Level : 6

Area	Height	Vol Adj Amt	ISTD Response	ISTD Amount	Date/Time		File
546255.30	225078.16	1000.0000	0.8299	10.0000	7/26/2017	08:10 AM	GEDIT.RS

Level : 7

Area	Height	Vol Adj Amt	ISTD Response	ISTD Amount	Date/Time		File
652258.82	263358.37	1200.0000	0.9547	12.0000	7/26/2017	08:10 AM	GEDIT.RS

Component: 1260-5

Level : 0.5

Area	Height	Vol Adj Amt	ISTD Response	ISTD Amount	Date/Time	File
27941.06	13287.11	50.0000	0.0404	0.5000	7/26/2017 08:11 AM	GEDIT.RS

Level : 1

Area	Height	Vol Adj Amt	ISTD Response	ISTD Amount	Date/Time	File
57606.33	26663.97	100.0000	0.0838	1.0000	7/26/2017 08:11 AM	GEDIT.RS

Level : 2

Area	Height	Vol Adj Amt	ISTD Response	ISTD Amount	Date/Time	File
135146.70	54393.00	200.0000	0.1961	2.0000	7/26/2017 08:11 AM	GEDIT.RS

Level : 3

Area	Height	Vol Adj Amt	ISTD Response	ISTD Amount	Date/Time	File
192409.97	85436.36	400.0000	0.2833	4.0000	7/26/2017 08:11 AM	GEDIT.RS

Level : 4

Area	Height	Vol Adj Amt	ISTD Response	ISTD Amount	Date/Time	File
290049.43	130208.90	600.0000	0.3933	6.0000	7/26/2017 08:10 AM	GEDIT.RS

Level : 5

Area	Height	Vol Adj Amt	ISTD Response	ISTD Amount	Date/Time	File
334705.78	149784.42	800.0000	0.5311	8.0000	7/26/2017 08:10 AM	GEDIT.RS

Level : 6

Area	Height	Vol Adj Amt	ISTD Response	ISTD Amount	Date/Time	File
433383.82	189002.02	1000.0000	0.6584	10.0000	7/26/2017 08:10 AM	GEDIT.RS

Level : 7

Area	Height	Vol Adj Amt	ISTD Response	ISTD Amount	Date/Time	File
508731.38	227162.22	1200.0000	0.7446	12.0000	7/26/2017 08:10 AM	GEDIT.RS

Component: DCBP SURR

Level : 0.5

Area	Height	Vol Adj Amt	ISTD Response	ISTD Amount	Date/Time	File
150598.02	61410.98	10.0000	0.2175	0.1000	7/26/2017 08:11 AM	GEDIT.RS

Level : 1

Area	Height	Vol Adj Amt	ISTD Response	ISTD Amount	Date/Time	File
257818.18	103733.02	20.0000	0.3750	0.2000	7/26/2017 08:11 AM	GEDIT.RS

Level : 2

Area	Height	Vol Adj Amt	ISTD Response	ISTD Amount	Date/Time		File
473718.04	188491.02	40.0000	0.6873	0.4000	7/26/2017	08:11 AM	GEDIT.RS

Level : 3

Area	Height	Vol Adj Amt	ISTD Response	ISTD Amount	Date/Time		File
659751.53	259422.04	60.0000	0.9713	0.6000	7/26/2017	08:11 AM	GEDIT.RS

Level : 4

Area	Height	Vol Adj Amt	ISTD Response	ISTD Amount	Date/Time		File
911805.44	362542.06	80.0000	1.2365	0.8000	7/26/2017	08:10 AM	GEDIT.RS

Level : 5

Area	Height	Vol Adj Amt	ISTD Response	ISTD Amount	Date/Time		File
966239.11	374974.44	100.0000	1.5333	1.0000	7/26/2017	08:10 AM	GEDIT.RS

Level : 6

Area	Height	Vol Adj Amt	ISTD Response	ISTD Amount	Date/Time		File
1183809.55	461614.93	120.0000	1.7986	1.2000	7/26/2017	08:10 AM	GEDIT.RS

Level : 7

Area	Height	Vol Adj Amt	ISTD Response	ISTD Amount	Date/Time		File
1364759.33	534661.39	140.0000	1.9975	1.4000	7/26/2017	08:10 AM	GEDIT.RS

Turbochrom Method File : E:\TC2017\CL_ECD1\07-JUL\PC725BI.MTH
Created by : AM on : 7/26/2017 08:13 AM
Edited by : god on : 7/26/2017 08:13 AM
Description :

Number of Times Edited : 2
Number of Times Calibrated : 5459

Instrument Conditions :

au-ECD1

Instrument Control Method:

Instrument name : AUTO_ECD1

Channel Parameters:

Data will be collected from both channels

Channel A signal source: DetA		Channel B signal source: DetB	
Analog Output	: INT	Analog Output	: INT
Attenuation	: -5	Attenuation	: -5
Offset	: 5.0 mV	Offset	: 5.0 mV

Delay Time : 0.00 min.
Run Time : 18.00 min.
Sampling Rate : 3.1250 pts/s

Autosampler Method:

Injection Volume	: 1.0 µl	Pre-Sequence Washes	: 0
Injection Speed	: NORM	Sample Washes	: 2
Viscosity Delay	: 0	Sample Pumps	: 4
Waste Vial	: 1	Solvent A Washes	: 4

Carriers Parameters:

Carrier A control : Press - PSIG
Initial Setpoint : 0.0 Initial Hold : 0.00 min

Carrier B control : NONE
Initial Setpoint : 0 Initial Hold : 0.00 min

Auxiliary Pneumatic 1 :
Auxiliary Pneumatic 1 setpoint : 0
Auxiliary Pneumatic 2 :
Auxiliary Pneumatic 2 setpoint : 0
Auxiliary Pneumatic 3 :
Auxiliary Pneumatic 3 setpoint : 0
Auxiliary Pneumatic 4 :
Auxiliary Pneumatic 4 setpoint : 0

Valve configuration and settings:

Valve 1	: NONE	Valve 2	: NONE
Valve 3	: NONE	Valve 4	: NONE
Valve 5	: NONE	Valve 6	: NONE

Detector Parameters:

Detector A : ECD		Detector B : ECD	
Range	: 1	Range	: 1

Time Constant : 200	Time Constant : 200
Autozero : OFF	Autozero : OFF
Ref Gas Flow : 30.0 mL/m	Ref Gas Flow : 30.0 mL/m
MkUp Gas Flow : 0.0 mL/m	MkUp Gas Flow : 0.0 mL/m

Heated Zones:

Injector A :
Injector A Setpoint : 250°
Injector B :
Injector B Setpoint : OFF
Detector A : 380°
Detector B : 380°
Auxiliary (NONE) : 0°

Oven Program:

Cryogenics : OFF
Initial Temp : 140° Maximum Temp : 350°
Initial Hold : 1.00 min Equilibration Time : 0.5 min
Ramp 1 : 10.5 °/min to 310°, hold for 0.81 min

Total Run Time : 18.00 min

Timed Events:

There are no timed events in the method

Real Time Plot Parameters :

Channel A -- Pages: 1 Offset: 0.000 mV Scale: 1000.000 mV
Channel B -- Pages: 1 Offset: 0.000 mV Scale: 1000.000 mV

Processing Parameters :

Bunch Factor : 2 points
Noise Threshold : 990 µV
Area Threshold : 4953.00 µV

Peak Separation Criteria
Width Ratio : 0.200
Valley-to-Peak Ratio : 0.010

Exponential Skim Criteria
Peak Height Ratio : 5.000
Adjusted Height Ratio : 4.000
Valley Height Ratio : 3.000

Baseline Timed Events :

Event #1 - -P at 0.122
Event #2 - +P at 3.052
Event #3 - -P at 3.430
Event #4 - +P at 4.921
Event #5 - -P at 5.281
Event #6 - +P at 5.737
Event #7 - -P at 10.433
Event #8 - +P at 10.872
Event #9 - -P at 14.092
Event #10 - +P at 16.289

Event #11 - -P at 16.823

Annotated Replot Parameters :

No replot will be printed

Report Format files :

No report format files given

User Programs :

No user programs will be executed

Global Information :

Default Sample Volume : 1.000 uL
Quantitation Units :
Void Time : 0.000 min
Correct amounts during calibration : NO
Reject outliers during calibration : NO
An Internal Standard calibration will be used
Unknown peaks will be quantitated using a response factor of 1.000000

Component Information :

Int Std

Component Type : Single Peak Component
Retention Time : 3.211 min Search Window: 1.00 s, 1.00 %
Reference Component:
Find peak closest to expected RT in window
Internal Standard :
Use Average Calibration Factor (Area ratio / Amount ratio)
User Values:
Label :
Value 1: 0.000000
Value 2: 0.000000
Value 3: 0.000000
Value 4: 0.000000
Value 5: 0.000000
Calibration Levels:

Level Name	Amount	Area	Height	ISTD Resp.	ISTD Amt.	# Replicates
0.5	100.0000	709380.03	310312.28	1.0000	1.0000	1
1	100.0000	703504.60	303821.12	1.0000	1.0000	1
2	100.0000	703212.45	300567.05	1.0000	1.0000	1
3	100.0000	696280.57	311660.86	1.0000	1.0000	1
4	100.0000	756287.26	330518.22	1.0000	1.0000	1
5	100.0000	679673.82	258664.94	1.0000	1.0000	1
6	100.0000	677025.23	288163.35	1.0000	1.0000	1
7	100.0000	701471.27	314703.53	1.0000	1.0000	1

Average Calibration Factor = 1.000000 (%RSD = 0.00)

TCMX SURR

Component Type : Single Peak Component
Retention Time : 5.103 min Search Window: 3.50 s, 1.00 %
Reference Component:
Find peak closest to expected RT in window
Internal Standard : Int Std
Use Average Calibration Factor (Area ratio / Amount ratio)
User Values:
Label :
Value 1: 0.000000

Value 2: 0.000000
Value 3: 0.000000
Value 4: 0.000000
Value 5: 0.000000

Calibration Levels:

Level Name	Amount	Area	Height	ISTD Resp.	ISTD Amt.	# Replicates
0.5	10.0000	152446.82	66135.20	0.2149	0.1000	1
1	20.0000	268487.07	113855.60	0.3816	0.2000	1
2	40.0000	500780.55	208845.75	0.7121	0.4000	1
3	60.0000	706856.90	303337.21	1.0152	0.6000	1
4	80.0000	964266.85	406515.89	1.2750	0.8000	1
5	100.0000	1103854.39	423681.39	1.6241	1.0000	1

Average Calibration Factor = 1.791231 (%RSD = 11.67)

1016-1

Component Type : Single Peak Component
Retention Time : 6.265 min Search Window: 1.00 s, 1.00 %
Reference Component:
Find peak closest to expected RT in window
Internal Standard : Int Std
Use Average Calibration Factor (Area ratio / Amount ratio)
User Values:
Label :
Value 1: 0.000000
Value 2: 0.000000
Value 3: 0.000000
Value 4: 0.000000
Value 5: 0.000000

Calibration Levels:

Level Name	Amount	Area	Height	ISTD Resp.	ISTD Amt.	# Replicates
0.5	50.0000	19267.45	8342.15	0.0272	0.5000	1
1	100.0000	39730.23	16288.69	0.0565	1.0000	1
2	200.0000	77463.98	30422.03	0.1102	2.0000	1
3	400.0000	137330.39	54172.91	0.1972	4.0000	1
4	600.0000	198090.91	77688.78	0.2619	6.0000	1
5	800.0000	241237.98	91484.92	0.3549	8.0000	1
6	1000.0000	288889.32	112238.05	0.4267	10.0000	1
7	1200.0000	351148.19	137300.12	0.5006	12.0000	1

Average Calibration Factor = 0.048449 (%RSD = 12.63)

1016-2

Component Type : Single Peak Component
Retention Time : 7.081 min Search Window: 1.00 s, 1.00 %
Reference Component: 1016-1
Find peak closest to expected RT in window
Internal Standard : Int Std
Use Average Calibration Factor (Area ratio / Amount ratio)
User Values:
Label :
Value 1: 0.000000
Value 2: 0.000000
Value 3: 0.000000
Value 4: 0.000000
Value 5: 0.000000

Calibration Levels:

Level Name	Amount	Area	Height	ISTD Resp.	ISTD Amt.	# Replicates
0.5	50.0000	41599.70	13152.85	0.0586	0.5000	1
1	100.0000	79608.10	25167.84	0.1132	1.0000	1
2	200.0000	150514.30	46611.58	0.2140	2.0000	1
3	400.0000	262849.70	80517.45	0.3775	4.0000	1

4	600.0000	384809.67	116358.81	0.5088	6.0000	1
5	800.0000	463879.84	137942.55	0.6825	8.0000	1
6	1000.0000	567015.22	167833.63	0.8375	10.0000	1
7	1200.0000	678836.91	204936.65	0.9677	12.0000	1

Average Calibration Factor = 0.095794 (%RSD = 15.26)

1016-3

Component Type : Single Peak Component
Retention Time : 8.027 min Search Window: 1.00 s, 1.00 %
Reference Component: 1016-1
Find peak closest to expected RT in window
Internal Standard : Int Std
Use Average Calibration Factor (Area ratio / Amount ratio)
User Values:
Label :
Value 1: 0.000000
Value 2: 0.000000
Value 3: 0.000000
Value 4: 0.000000
Value 5: 0.000000
Calibration Levels:

Level Name	Amount	Area	Height	ISTD Resp.	ISTD Amt.	# Replicates
0.5	50.0000	80137.48	25059.12	0.1130	0.5000	1
1	100.0000	153129.44	47722.82	0.2177	1.0000	1
2	200.0000	284855.88	88804.54	0.4051	2.0000	1
3	400.0000	497759.76	150615.42	0.7149	4.0000	1
4	600.0000	727030.36	222043.88	0.9613	6.0000	1
5	800.0000	876902.70	260075.21	1.2902	8.0000	1
6	1000.0000	1065699.13	321736.47	1.5741	10.0000	1
7	1200.0000	1279571.21	391373.44	1.8241	12.0000	1

Average Calibration Factor = 0.181972 (%RSD = 16.15)

1016-4

Component Type : Single Peak Component
Retention Time : 8.226 min Search Window: 1.00 s, 1.00 %
Reference Component: 1016-1
Find peak closest to expected RT in window
Internal Standard : Int Std
Use Average Calibration Factor (Area ratio / Amount ratio)
User Values:
Label :
Value 1: 0.000000
Value 2: 0.000000
Value 3: 0.000000
Value 4: 0.000000
Value 5: 0.000000
Calibration Levels:

Level Name	Amount	Area	Height	ISTD Resp.	ISTD Amt.	# Replicates
0.5	50.0000	29548.41	11177.84	0.0417	0.5000	1
1	100.0000	60468.46	21994.87	0.0860	1.0000	1
2	200.0000	119807.43	41112.84	0.1704	2.0000	1
3	400.0000	199872.83	71581.52	0.2871	4.0000	1
4	600.0000	294600.76	105338.91	0.3895	6.0000	1
5	800.0000	354636.36	124944.92	0.5218	8.0000	1
6	1000.0000	458610.18	155116.58	0.6774	10.0000	1
7	1200.0000	552538.18	182915.62	0.7877	12.0000	1

Average Calibration Factor = 0.073717 (%RSD = 12.84)

1016-5

Component Type : Single Peak Component

Retention Time : 9.152 min Search Window: 1.00 s, 1.00 %
Reference Component: 1016-1
Find peak closest to expected RT in window
Internal Standard : Int Std
Use Average Calibration Factor (Area ratio / Amount ratio)
User Values:
Label :
Value 1: 0.000000
Value 2: 0.000000
Value 3: 0.000000
Value 4: 0.000000
Value 5: 0.000000
Calibration Levels:

Level Name	Amount	Area	Height	ISTD Resp.	ISTD Amt.	# Replicates
0.5	50.0000	21426.08	9673.34	0.0302	0.5000	1
1	100.0000	47266.68	20004.24	0.0672	1.0000	1
2	200.0000	89925.61	37302.16	0.1279	2.0000	1
3	400.0000	162517.84	65311.10	0.2334	4.0000	1
4	600.0000	240395.89	95694.63	0.3179	6.0000	1
5	800.0000	290323.14	115263.08	0.4272	8.0000	1
6	1000.0000	358228.68	143403.90	0.5291	10.0000	1
7	1200.0000	432689.22	170968.64	0.6168	12.0000	1

Average Calibration Factor = 0.057572 (%RSD = 10.17)

1260-1

Component Type : Single Peak Component
Retention Time : 11.474 min Search Window: 0.50 s, 0.50 %
Reference Component:
Find peak closest to expected RT in window
Internal Standard : Int Std
Use Average Calibration Factor (Area ratio / Amount ratio)
User Values:
Label :
Value 1: 0.000000
Value 2: 0.000000
Value 3: 0.000000
Value 4: 0.000000
Value 5: 0.000000
Calibration Levels:

Level Name	Amount	Area	Height	ISTD Resp.	ISTD Amt.	# Replicates
0.5	50.0000	44816.54	18215.28	0.0632	0.5000	1
1	100.0000	85014.78	34770.97	0.1208	1.0000	1
2	200.0000	163948.30	63909.98	0.2331	2.0000	1
3	400.0000	274604.90	110968.35	0.3944	4.0000	1
4	600.0000	415396.02	163831.81	0.5493	6.0000	1
5	800.0000	487947.33	189538.05	0.7179	8.0000	1
6	1000.0000	604001.99	236046.59	0.8921	10.0000	1
7	1200.0000	723886.05	281617.29	1.0320	12.0000	1

Average Calibration Factor = 0.102357 (%RSD = 15.88)

1260-2

Component Type : Single Peak Component
Retention Time : 11.831 min Search Window: 0.50 s, 0.50 %
Reference Component: 1260-1
Find peak closest to expected RT in window
Internal Standard : Int Std
Use Average Calibration Factor (Area ratio / Amount ratio)
User Values:
Label :
Value 1: 0.000000

Value 2: 0.000000
Value 3: 0.000000
Value 4: 0.000000
Value 5: 0.000000

Calibration Levels:

Level Name	Amount	Area	Height	ISTD Resp.	ISTD Amt.	# Replicates
0.5	50.0000	49155.34	20248.75	0.0693	0.5000	1
1	100.0000	98042.12	39276.62	0.1394	1.0000	1
2	200.0000	183373.99	72826.51	0.2608	2.0000	1
3	400.0000	321834.18	126292.24	0.4622	4.0000	1
4	600.0000	474426.90	183975.18	0.6273	6.0000	1
5	800.0000	553877.14	209066.72	0.8149	8.0000	1
6	1000.0000	668528.80	261076.38	0.9875	10.0000	1
7	1200.0000	794005.62	313070.36	1.1319	12.0000	1

Average Calibration Factor = 0.115422 (%RSD = 15.90)

1260-3

Component Type : Single Peak Component
Retention Time : 12.641 min Search Window: 0.50 s, 0.50 %
Reference Component: 1260-1
Find peak closest to expected RT in window
Internal Standard : Int Std
Use Average Calibration Factor (Area ratio / Amount ratio)
User Values:
Label :
Value 1: 0.000000
Value 2: 0.000000
Value 3: 0.000000
Value 4: 0.000000
Value 5: 0.000000

Calibration Levels:

Level Name	Amount	Area	Height	ISTD Resp.	ISTD Amt.	# Replicates
0.5	50.0000	34416.79	14544.84	0.0485	0.5000	1
1	100.0000	67642.41	28257.46	0.0962	1.0000	1
2	200.0000	133574.09	53160.89	0.1899	2.0000	1
3	400.0000	236711.62	94825.24	0.3400	4.0000	1
4	600.0000	351850.01	137897.13	0.4652	6.0000	1
5	800.0000	410242.49	157426.42	0.6036	8.0000	1
6	1000.0000	519183.15	201979.30	0.7669	10.0000	1
7	1200.0000	618499.46	242174.75	0.8817	12.0000	1

Average Calibration Factor = 0.084537 (%RSD = 11.96)

1260-4

Component Type : Single Peak Component
Retention Time : 12.746 min Search Window: 0.50 s, 0.70 %
Reference Component: 1260-1
Find peak closest to expected RT in window
Internal Standard : Int Std
Use Average Calibration Factor (Area ratio / Amount ratio)
User Values:
Label :
Value 1: 0.000000
Value 2: 0.000000
Value 3: 0.000000
Value 4: 0.000000
Value 5: 0.000000

Calibration Levels:

Level Name	Amount	Area	Height	ISTD Resp.	ISTD Amt.	# Replicates
0.5	50.0000	18108.93	7428.62	0.0255	0.5000	1
1	100.0000	36821.59	15114.00	0.0523	1.0000	1

2	200.0000	72446.22	28844.26	0.1030	2.0000	1
3	400.0000	130848.14	51526.07	0.1879	4.0000	1
4	600.0000	197865.90	76901.75	0.2616	6.0000	1
5	800.0000	231101.34	88612.77	0.3400	8.0000	1
6	1000.0000	296779.13	114158.22	0.4384	10.0000	1
7	1200.0000	354935.67	136202.08	0.5060	12.0000	1

Average Calibration Factor = 0.046750 (%RSD = 9.22)

1260-5

Component Type : Single Peak Component
Retention Time : 13.205 min Search Window: 0.50 s, 0.70 %
Reference Component: 1260-1
Find peak closest to expected RT in window
Internal Standard : Int Std
Use Average Calibration Factor (Area ratio / Amount ratio)
User Values:
Label :
Value 1: 0.000000
Value 2: 0.000000
Value 3: 0.000000
Value 4: 0.000000
Value 5: 0.000000
Calibration Levels:

Level Name	Amount	Area	Height	ISTD Resp.	ISTD Amt.	# Replicates
0.5	50.0000	36849.71	14221.54	0.0519	0.5000	1
1	100.0000	77449.31	28727.02	0.1101	1.0000	1
2	200.0000	148076.06	53487.43	0.2106	2.0000	1
3	400.0000	262075.14	94554.01	0.3764	4.0000	1
4	600.0000	392239.47	139474.10	0.5186	6.0000	1
5	800.0000	451286.93	160222.88	0.6640	8.0000	1
6	1000.0000	584546.92	206547.82	0.8634	10.0000	1
7	1200.0000	696917.91	246184.46	0.9935	12.0000	1

Average Calibration Factor = 0.093992 (%RSD = 11.70)

DCBP SURR

Component Type : Single Peak Component
Retention Time : 16.433 min Search Window: 1.00 s, 1.00 %
Reference Component:
Find peak closest to expected RT in window
Internal Standard : Int Std
Use Average Calibration Factor (Area ratio / Amount ratio)
User Values:
Label :
Value 1: 0.000000
Value 2: 0.000000
Value 3: 0.000000
Value 4: 0.000000
Value 5: 0.000000
Calibration Levels:

Level Name	Amount	Area	Height	ISTD Resp.	ISTD Amt.	# Replicates
0.5	10.0000	116571.71	45508.62	0.1643	0.1000	1
1	20.0000	199465.60	76371.83	0.2835	0.2000	1
2	40.0000	371040.73	140760.08	0.5276	0.4000	1
3	60.0000	512046.06	194767.27	0.7354	0.6000	1
4	80.0000	715572.29	268045.36	0.9462	0.8000	1
5	100.0000	752156.53	283002.51	1.1066	1.0000	1
6	120.0000	924197.46	348428.04	1.3651	1.2000	1
7	140.0000	1076782.12	395747.89	1.5350	1.4000	1

Average Calibration Factor = 1.266135 (%RSD = 14.85)

Calibration Replicate Lists:

Component: Int Std

Level : 0.5

Area	Height	Vol Adj Amt	ISTD Response	ISTD Amount	Date/Time	File
709380.03	310312.28	100.0000	1.0000	1.0000	7/26/2017 08:13 AM	GEDIT.RS

Level : 1

Area	Height	Vol Adj Amt	ISTD Response	ISTD Amount	Date/Time	File
703504.60	303821.12	100.0000	1.0000	1.0000	7/26/2017 08:13 AM	GEDIT.RS

Level : 2

Area	Height	Vol Adj Amt	ISTD Response	ISTD Amount	Date/Time	File
703212.45	300567.05	100.0000	1.0000	1.0000	7/26/2017 08:13 AM	GEDIT.RS

Level : 3

Area	Height	Vol Adj Amt	ISTD Response	ISTD Amount	Date/Time	File
696280.57	311660.86	100.0000	1.0000	1.0000	7/26/2017 08:13 AM	GEDIT.RS

Level : 4

Area	Height	Vol Adj Amt	ISTD Response	ISTD Amount	Date/Time	File
756287.26	330518.22	100.0000	1.0000	1.0000	7/26/2017 08:13 AM	GEDIT.RS

Level : 5

Area	Height	Vol Adj Amt	ISTD Response	ISTD Amount	Date/Time	File
679673.82	258664.94	100.0000	1.0000	1.0000	7/26/2017 08:13 AM	GEDIT.RS

Level : 6

Area	Height	Vol Adj Amt	ISTD Response	ISTD Amount	Date/Time	File
677025.23	288163.35	100.0000	1.0000	1.0000	7/26/2017 08:13 AM	GEDIT.RS

Level : 7

Area	Height	Vol Adj Amt	ISTD Response	ISTD Amount	Date/Time	File
701471.27	314703.53	100.0000	1.0000	1.0000	7/26/2017 08:13 AM	GEDIT.RS

Component: TCMX SURR

Level : 0.5

Area	Height	Vol Adj Amt	ISTD Response	ISTD Amount	Date/Time	File
152446.82	66135.20	10.0000	0.2149	0.1000	7/26/2017 08:13 AM	GEDIT.RS

Level : 1

Area	Height	Vol Adj Amt	ISTD Response	ISTD Amount	Date/Time	File
268487.07	113855.60	20.0000	0.3816	0.2000	7/26/2017 08:13 AM	GEDIT.RS

Level : 2

Area	Height	Vol Adj Amt	ISTD Response	ISTD Amount	Date/Time	File

500780.55	208845.75	40.0000	0.7121	0.4000	7/26/2017	08:13 AM	GEDIT.RS

Level : 3

Area	Height	Vol Adj Amt	ISTD Response	ISTD Amount	Date/Time		File
706856.90	303337.21	60.0000	1.0152	0.6000	7/26/2017	08:13 AM	GEDIT.RS

Level : 4

Area	Height	Vol Adj Amt	ISTD Response	ISTD Amount	Date/Time		File
964266.85	406515.89	80.0000	1.2750	0.8000	7/26/2017	08:13 AM	GEDIT.RS

Level : 5

Area	Height	Vol Adj Amt	ISTD Response	ISTD Amount	Date/Time		File
1103854.39	423681.39	100.0000	1.6241	1.0000	7/26/2017	08:13 AM	GEDIT.RS

Component: 1016-1

Level : 0.5

Area	Height	Vol Adj Amt	ISTD Response	ISTD Amount	Date/Time		File
19267.45	8342.15	50.0000	0.0272	0.5000	7/26/2017	08:13 AM	GEDIT.RS

Level : 1

Area	Height	Vol Adj Amt	ISTD Response	ISTD Amount	Date/Time		File
39730.23	16288.69	100.0000	0.0565	1.0000	7/26/2017	08:13 AM	GEDIT.RS

Level : 2

Area	Height	Vol Adj Amt	ISTD Response	ISTD Amount	Date/Time		File
77463.98	30422.03	200.0000	0.1102	2.0000	7/26/2017	08:13 AM	GEDIT.RS

Level : 3

Area	Height	Vol Adj Amt	ISTD Response	ISTD Amount	Date/Time		File
137330.39	54172.91	400.0000	0.1972	4.0000	7/26/2017	08:13 AM	GEDIT.RS

Level : 4

Area	Height	Vol Adj Amt	ISTD Response	ISTD Amount	Date/Time		File
198090.91	77688.78	600.0000	0.2619	6.0000	7/26/2017	08:13 AM	GEDIT.RS

Level : 5

Area	Height	Vol Adj Amt	ISTD Response	ISTD Amount	Date/Time		File
241237.98	91484.92	800.0000	0.3549	8.0000	7/26/2017	08:13 AM	GEDIT.RS

Level : 6

Area	Height	Vol Adj Amt	ISTD Response	ISTD Amount	Date/Time		File
288889.32	112238.05	1000.0000	0.4267	10.0000	7/26/2017	08:13 AM	GEDIT.RS

Level : 7

Area	Height	Vol Adj Amt	ISTD Response	ISTD Amount	Date/Time	File

Area	Height	Vol Adj Amt	ISTD Response	ISTD Amount	Date/Time		File
351148.19	137300.12	1200.0000	0.5006	12.0000	7/26/2017	08:13 AM	GEDIT.RS

Component: 1016-2

Level : 0.5

Area	Height	Vol Adj Amt	ISTD Response	ISTD Amount	Date/Time		File
41599.70	13152.85	50.0000	0.0586	0.5000	7/26/2017	08:13 AM	GEDIT.RS

Level : 1

Area	Height	Vol Adj Amt	ISTD Response	ISTD Amount	Date/Time		File
79608.10	25167.84	100.0000	0.1132	1.0000	7/26/2017	08:13 AM	GEDIT.RS

Level : 2

Area	Height	Vol Adj Amt	ISTD Response	ISTD Amount	Date/Time		File
150514.30	46611.58	200.0000	0.2140	2.0000	7/26/2017	08:13 AM	GEDIT.RS

Level : 3

Area	Height	Vol Adj Amt	ISTD Response	ISTD Amount	Date/Time		File
262849.70	80517.45	400.0000	0.3775	4.0000	7/26/2017	08:13 AM	GEDIT.RS

Level : 4

Area	Height	Vol Adj Amt	ISTD Response	ISTD Amount	Date/Time		File
384809.67	116358.81	600.0000	0.5088	6.0000	7/26/2017	08:13 AM	GEDIT.RS

Level : 5

Area	Height	Vol Adj Amt	ISTD Response	ISTD Amount	Date/Time		File
463879.84	137942.55	800.0000	0.6825	8.0000	7/26/2017	08:13 AM	GEDIT.RS

Level : 6

Area	Height	Vol Adj Amt	ISTD Response	ISTD Amount	Date/Time		File
567015.22	167833.63	1000.0000	0.8375	10.0000	7/26/2017	08:13 AM	GEDIT.RS

Level : 7

Area	Height	Vol Adj Amt	ISTD Response	ISTD Amount	Date/Time		File
678836.91	204936.65	1200.0000	0.9677	12.0000	7/26/2017	08:13 AM	GEDIT.RS

Component: 1016-3

Level : 0.5

Area	Height	Vol Adj Amt	ISTD Response	ISTD Amount	Date/Time		File
80137.48	25059.12	50.0000	0.1130	0.5000	7/26/2017	08:13 AM	GEDIT.RS

Level : 1

Area	Height	Vol Adj Amt	ISTD Response	ISTD Amount	Date/Time		File
153129.44	47722.82	100.0000	0.2177	1.0000	7/26/2017	08:13 AM	GEDIT.RS

Level : 2

Area	Height	Vol Adj Amt	ISTD Response	ISTD Amount	Date/Time	File
284855.88	88804.54	200.0000	0.4051	2.0000	7/26/2017 08:13 AM	GEDIT.RS

Level : 3

Area	Height	Vol Adj Amt	ISTD Response	ISTD Amount	Date/Time	File
497759.76	150615.42	400.0000	0.7149	4.0000	7/26/2017 08:13 AM	GEDIT.RS

Level : 4

Area	Height	Vol Adj Amt	ISTD Response	ISTD Amount	Date/Time	File
727030.36	222043.88	600.0000	0.9613	6.0000	7/26/2017 08:13 AM	GEDIT.RS

Level : 5

Area	Height	Vol Adj Amt	ISTD Response	ISTD Amount	Date/Time	File
876902.70	260075.21	800.0000	1.2902	8.0000	7/26/2017 08:13 AM	GEDIT.RS

Level : 6

Area	Height	Vol Adj Amt	ISTD Response	ISTD Amount	Date/Time	File
1065699.13	321736.47	1000.0000	1.5741	10.0000	7/26/2017 08:13 AM	GEDIT.RS

Level : 7

Area	Height	Vol Adj Amt	ISTD Response	ISTD Amount	Date/Time	File
1279571.21	391373.44	1200.0000	1.8241	12.0000	7/26/2017 08:13 AM	GEDIT.RS

Component: 1016-4

Level : 0.5

Area	Height	Vol Adj Amt	ISTD Response	ISTD Amount	Date/Time	File
29548.41	11177.84	50.0000	0.0417	0.5000	7/26/2017 08:13 AM	GEDIT.RS

Level : 1

Area	Height	Vol Adj Amt	ISTD Response	ISTD Amount	Date/Time	File
60468.46	21994.87	100.0000	0.0860	1.0000	7/26/2017 08:13 AM	GEDIT.RS

Level : 2

Area	Height	Vol Adj Amt	ISTD Response	ISTD Amount	Date/Time	File
119807.43	41112.84	200.0000	0.1704	2.0000	7/26/2017 08:13 AM	GEDIT.RS

Level : 3

Area	Height	Vol Adj Amt	ISTD Response	ISTD Amount	Date/Time	File
199872.83	71581.52	400.0000	0.2871	4.0000	7/26/2017 08:13 AM	GEDIT.RS

Level : 4

Area	Height	Vol Adj Amt	ISTD Response	ISTD Amount	Date/Time	File
294600.76	105338.91	600.0000	0.3895	6.0000	7/26/2017 08:13 AM	GEDIT.RS

Level : 5

Area	Height	Vol Adj Amt	ISTD Response	ISTD Amount	Date/Time	File
354636.36	124944.92	800.0000	0.5218	8.0000	7/26/2017 08:13 AM	GEDIT.RS

Level : 6

Area	Height	Vol Adj Amt	ISTD Response	ISTD Amount	Date/Time	File
458610.18	155116.58	1000.0000	0.6774	10.0000	7/26/2017 08:13 AM	GEDIT.RS

Level : 7

Area	Height	Vol Adj Amt	ISTD Response	ISTD Amount	Date/Time	File
552538.18	182915.62	1200.0000	0.7877	12.0000	7/26/2017 08:13 AM	GEDIT.RS

Component: 1016-5

Level : 0.5

Area	Height	Vol Adj Amt	ISTD Response	ISTD Amount	Date/Time	File
21426.08	9673.34	50.0000	0.0302	0.5000	7/26/2017 08:13 AM	GEDIT.RS

Level : 1

Area	Height	Vol Adj Amt	ISTD Response	ISTD Amount	Date/Time	File
47266.68	20004.24	100.0000	0.0672	1.0000	7/26/2017 08:13 AM	GEDIT.RS

Level : 2

Area	Height	Vol Adj Amt	ISTD Response	ISTD Amount	Date/Time	File
89925.61	37302.16	200.0000	0.1279	2.0000	7/26/2017 08:13 AM	GEDIT.RS

Level : 3

Area	Height	Vol Adj Amt	ISTD Response	ISTD Amount	Date/Time	File
162517.84	65311.10	400.0000	0.2334	4.0000	7/26/2017 08:13 AM	GEDIT.RS

Level : 4

Area	Height	Vol Adj Amt	ISTD Response	ISTD Amount	Date/Time	File
240395.89	95694.63	600.0000	0.3179	6.0000	7/26/2017 08:13 AM	GEDIT.RS

Level : 5

Area	Height	Vol Adj Amt	ISTD Response	ISTD Amount	Date/Time	File
290323.14	115263.08	800.0000	0.4272	8.0000	7/26/2017 08:13 AM	GEDIT.RS

Level : 6

Area	Height	Vol Adj Amt	ISTD Response	ISTD Amount	Date/Time	File
358228.68	143403.90	1000.0000	0.5291	10.0000	7/26/2017 08:13 AM	GEDIT.RS

Level : 7

Area	Height	Vol Adj Amt	ISTD Response	ISTD Amount	Date/Time	File
432680.32	170968.64	1200.0000	0.6168	12.0000	7/26/2017 08:13 AM	GEDIT.RS

Component: 1260-1

Level : 0.5

Area	Height	Vol Adj Amt	ISTD Response	ISTD Amount	Date/Time		File
44816.54	18215.28	50.0000	0.0632	0.5000	7/26/2017	08:13 AM	GEDIT.RS

Level : 1

Area	Height	Vol Adj Amt	ISTD Response	ISTD Amount	Date/Time		File
85014.78	34770.97	100.0000	0.1208	1.0000	7/26/2017	08:13 AM	GEDIT.RS

Level : 2

Area	Height	Vol Adj Amt	ISTD Response	ISTD Amount	Date/Time		File
163948.30	63909.98	200.0000	0.2331	2.0000	7/26/2017	08:13 AM	GEDIT.RS

Level : 3

Area	Height	Vol Adj Amt	ISTD Response	ISTD Amount	Date/Time		File
274604.90	110968.35	400.0000	0.3944	4.0000	7/26/2017	08:13 AM	GEDIT.RS

Level : 4

Area	Height	Vol Adj Amt	ISTD Response	ISTD Amount	Date/Time		File
415396.02	163831.81	600.0000	0.5493	6.0000	7/26/2017	08:13 AM	GEDIT.RS

Level : 5

Area	Height	Vol Adj Amt	ISTD Response	ISTD Amount	Date/Time		File
487947.33	189538.05	800.0000	0.7179	8.0000	7/26/2017	08:13 AM	GEDIT.RS

Level : 6

Area	Height	Vol Adj Amt	ISTD Response	ISTD Amount	Date/Time		File
604001.99	236046.59	1000.0000	0.8921	10.0000	7/26/2017	08:13 AM	GEDIT.RS

Level : 7

Area	Height	Vol Adj Amt	ISTD Response	ISTD Amount	Date/Time		File
723886.05	281617.29	1200.0000	1.0320	12.0000	7/26/2017	08:13 AM	GEDIT.RS

Component: 1260-2

Level : 0.5

Area	Height	Vol Adj Amt	ISTD Response	ISTD Amount	Date/Time		File
49155.34	20248.75	50.0000	0.0693	0.5000	7/26/2017	08:13 AM	GEDIT.RS

Level : 1

Area	Height	Vol Adj Amt	ISTD Response	ISTD Amount	Date/Time		File
98042.12	39276.62	100.0000	0.1394	1.0000	7/26/2017	08:13 AM	GEDIT.RS

Level : 2

Area	Height	Vol Adj Amt	ISTD Response	ISTD Amount	Date/Time	File
183373.99	72826.51	200.0000	0.2608	2.0000	7/26/2017 08:13 AM	GEDIT.RS

Level : 3

Area	Height	Vol Adj Amt	ISTD Response	ISTD Amount	Date/Time	File
321834.18	126292.24	400.0000	0.4622	4.0000	7/26/2017 08:13 AM	GEDIT.RS

Level : 4

Area	Height	Vol Adj Amt	ISTD Response	ISTD Amount	Date/Time	File
474426.90	183975.18	600.0000	0.6273	6.0000	7/26/2017 08:13 AM	GEDIT.RS

Level : 5

Area	Height	Vol Adj Amt	ISTD Response	ISTD Amount	Date/Time	File
553877.14	209066.72	800.0000	0.8149	8.0000	7/26/2017 08:13 AM	GEDIT.RS

Level : 6

Area	Height	Vol Adj Amt	ISTD Response	ISTD Amount	Date/Time	File
668528.80	261076.38	1000.0000	0.9875	10.0000	7/26/2017 08:13 AM	GEDIT.RS

Level : 7

Area	Height	Vol Adj Amt	ISTD Response	ISTD Amount	Date/Time	File
794005.62	313070.36	1200.0000	1.1319	12.0000	7/26/2017 08:13 AM	GEDIT.RS

Component: 1260-3

Level : 0.5

Area	Height	Vol Adj Amt	ISTD Response	ISTD Amount	Date/Time	File
34416.79	14544.84	50.0000	0.0485	0.5000	7/26/2017 08:13 AM	GEDIT.RS

Level : 1

Area	Height	Vol Adj Amt	ISTD Response	ISTD Amount	Date/Time	File
67642.41	28257.46	100.0000	0.0962	1.0000	7/26/2017 08:13 AM	GEDIT.RS

Level : 2

Area	Height	Vol Adj Amt	ISTD Response	ISTD Amount	Date/Time	File
133574.09	53160.89	200.0000	0.1899	2.0000	7/26/2017 08:13 AM	GEDIT.RS

Level : 3

Area	Height	Vol Adj Amt	ISTD Response	ISTD Amount	Date/Time	File
236711.62	94825.24	400.0000	0.3400	4.0000	7/26/2017 08:13 AM	GEDIT.RS

Level : 4

Area	Height	Vol Adj Amt	ISTD Response	ISTD Amount	Date/Time	File
351850.01	137897.13	600.0000	0.4652	6.0000	7/26/2017 08:13 AM	GEDIT.RS

Level : 5

Area	Height	Vol Adj Amt	ISTD Response	ISTD Amount	Date/Time		File
410242.49	157426.42	800.0000	0.6036	8.0000	7/26/2017	08:13 AM	GEDIT.RS

Level : 6

Area	Height	Vol Adj Amt	ISTD Response	ISTD Amount	Date/Time		File
519183.15	201979.30	1000.0000	0.7669	10.0000	7/26/2017	08:13 AM	GEDIT.RS

Level : 7

Area	Height	Vol Adj Amt	ISTD Response	ISTD Amount	Date/Time		File
618499.46	242174.75	1200.0000	0.8817	12.0000	7/26/2017	08:13 AM	GEDIT.RS

Component: 1260-4

Level : 0.5

Area	Height	Vol Adj Amt	ISTD Response	ISTD Amount	Date/Time		File
18108.93	7428.62	50.0000	0.0255	0.5000	7/26/2017	08:13 AM	GEDIT.RS

Level : 1

Area	Height	Vol Adj Amt	ISTD Response	ISTD Amount	Date/Time		File
36825.39	15114.00	100.0000	0.0523	1.0000	7/26/2017	08:13 AM	GEDIT.RS

Level : 2

Area	Height	Vol Adj Amt	ISTD Response	ISTD Amount	Date/Time		File
72446.22	28844.26	200.0000	0.1030	2.0000	7/26/2017	08:13 AM	GEDIT.RS

Level : 3

Area	Height	Vol Adj Amt	ISTD Response	ISTD Amount	Date/Time		File
130848.14	51526.07	400.0000	0.1879	4.0000	7/26/2017	08:13 AM	GEDIT.RS

Level : 4

Area	Height	Vol Adj Amt	ISTD Response	ISTD Amount	Date/Time		File
197865.90	76901.75	600.0000	0.2616	6.0000	7/26/2017	08:13 AM	GEDIT.RS

Level : 5

Area	Height	Vol Adj Amt	ISTD Response	ISTD Amount	Date/Time		File
231101.34	88612.77	800.0000	0.3400	8.0000	7/26/2017	08:13 AM	GEDIT.RS

Level : 6

Area	Height	Vol Adj Amt	ISTD Response	ISTD Amount	Date/Time		File
296779.13	114158.22	1000.0000	0.4384	10.0000	7/26/2017	08:13 AM	GEDIT.RS

Level : 7

Area	Height	Vol Adj Amt	ISTD Response	ISTD Amount	Date/Time		File
354935.67	136202.08	1200.0000	0.5060	12.0000	7/26/2017	08:13 AM	GEDIT.RS

Component: 1260-5

Level : 0.5

Area	Height	Vol Adj Amt	ISTD Response	ISTD Amount	Date/Time	File
36849.71	14221.54	50.0000	0.0519	0.5000	7/26/2017 08:13 AM	GEDIT.RS

Level : 1

Area	Height	Vol Adj Amt	ISTD Response	ISTD Amount	Date/Time	File
77449.31	28727.02	100.0000	0.1101	1.0000	7/26/2017 08:13 AM	GEDIT.RS

Level : 2

Area	Height	Vol Adj Amt	ISTD Response	ISTD Amount	Date/Time	File
148076.06	53487.43	200.0000	0.2106	2.0000	7/26/2017 08:13 AM	GEDIT.RS

Level : 3

Area	Height	Vol Adj Amt	ISTD Response	ISTD Amount	Date/Time	File
262075.14	94554.01	400.0000	0.3764	4.0000	7/26/2017 08:13 AM	GEDIT.RS

Level : 4

Area	Height	Vol Adj Amt	ISTD Response	ISTD Amount	Date/Time	File
392239.47	139474.10	600.0000	0.5186	6.0000	7/26/2017 08:13 AM	GEDIT.RS

Level : 5

Area	Height	Vol Adj Amt	ISTD Response	ISTD Amount	Date/Time	File
451286.93	160222.88	800.0000	0.6640	8.0000	7/26/2017 08:13 AM	GEDIT.RS

Level : 6

Area	Height	Vol Adj Amt	ISTD Response	ISTD Amount	Date/Time	File
584546.92	206547.82	1000.0000	0.8634	10.0000	7/26/2017 08:13 AM	GEDIT.RS

Level : 7

Area	Height	Vol Adj Amt	ISTD Response	ISTD Amount	Date/Time	File
696917.91	246184.46	1200.0000	0.9935	12.0000	7/26/2017 08:13 AM	GEDIT.RS

Component: DCBP SURR

Level : 0.5

Area	Height	Vol Adj Amt	ISTD Response	ISTD Amount	Date/Time	File
116571.71	45508.62	10.0000	0.1643	0.1000	7/26/2017 08:13 AM	GEDIT.RS

Level : 1

Area	Height	Vol Adj Amt	ISTD Response	ISTD Amount	Date/Time	File
199465.60	76371.83	20.0000	0.2835	0.2000	7/26/2017 08:13 AM	GEDIT.RS

Level : 2

Area	Height	Vol Adj Amt	ISTD Response	ISTD Amount	Date/Time		File
371040.73	140760.08	40.0000	0.5276	0.4000	7/26/2017	08:13 AM	GEDIT.RS

Level : 3

Area	Height	Vol Adj Amt	ISTD Response	ISTD Amount	Date/Time		File
512046.06	194767.27	60.0000	0.7354	0.6000	7/26/2017	08:13 AM	GEDIT.RS

Level : 4

Area	Height	Vol Adj Amt	ISTD Response	ISTD Amount	Date/Time		File
715572.29	268045.36	80.0000	0.9462	0.8000	7/26/2017	08:13 AM	GEDIT.RS

Level : 5

Area	Height	Vol Adj Amt	ISTD Response	ISTD Amount	Date/Time		File
752156.53	283002.51	100.0000	1.1066	1.0000	7/26/2017	08:13 AM	GEDIT.RS

Level : 6

Area	Height	Vol Adj Amt	ISTD Response	ISTD Amount	Date/Time		File
924197.46	348428.04	120.0000	1.3651	1.2000	7/26/2017	08:13 AM	GEDIT.RS

Level : 7

Area	Height	Vol Adj Amt	ISTD Response	ISTD Amount	Date/Time		File
1076782.12	395747.89	140.0000	1.5350	1.4000	7/26/2017	08:13 AM	GEDIT.RS

Client Id: Initial Calibration

Software Version: 4.1<1L22>
Date: 7/26/2017 08:18 AM
Sample Name : mix 1200;13h
Data File : E:\TC2017\CL_ECD1\07-JUL\725A022.RAW Date: 7/25/2017 08:31 PM
Sequence File: E:\TC2017\CL_ECD1\07-JUL\PCBSEQ.SEQ Cycle: 263 Channel : A
Instrument : CL_ECD1 Rack/Vial: 0/5 Operator:
Sample Amount : 1.0000 Dilution Factor : 1.00

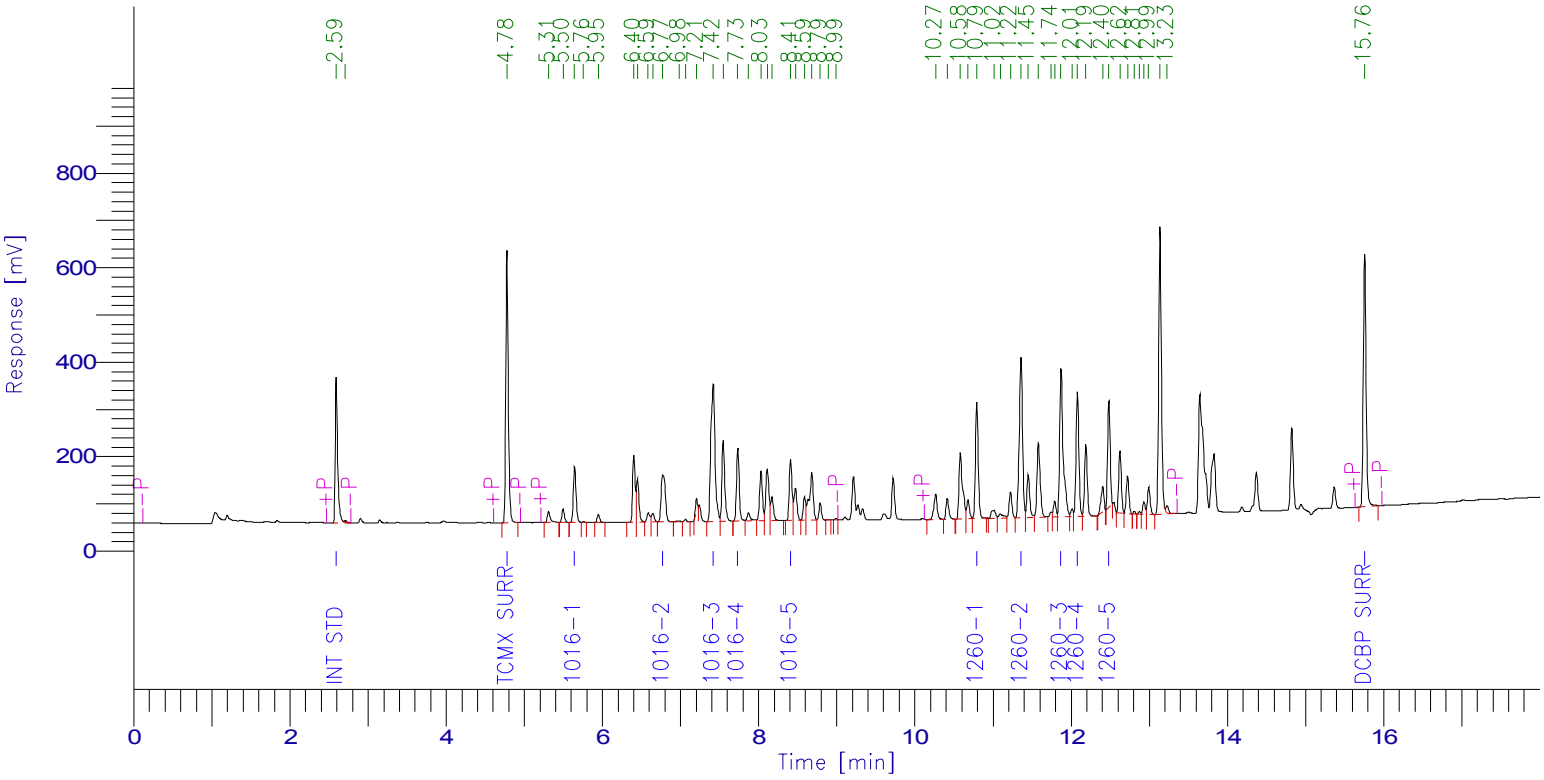

PCB Report

Time [min]	Component Name	Raw Amount	Area [µV·s]	Surrogate SM/WM	Surrogate QC / SL	Spike Rec Soils (%)	Spike Rec Water (%)
2.593	Int Std	100.0000	683225.05	250.0000	100.0000	40.0000	20.0000
4.778	TCMX SURR	120.6175	1325254.56	301.5437	120.6175	48.2470	24.1235
5.645	1016-1	1034.1765	280821.14	2585.4412	1034.1765	413.6706	206.8353
6.773	1016-2	990.2063	363580.80	2475.5159	990.2063	396.0825	198.0413
7.421	1016-3	996.3531	1096243.65	2490.8827	996.3531	398.5412	199.2706
7.733	1016-4	1049.6429	369167.15	2624.1072	1049.6429	419.8572	209.9286
8.408	1016-5	1020.1944	319876.69	2550.4861	1020.1944	408.0778	204.0389
10.791	1260-1	970.4329	596666.34	2426.0823	970.4329	388.1732	194.0866
11.358	1260-2	985.9245	969047.28	2464.8113	985.9245	394.3698	197.1849
11.869	1260-3	1042.1477	994901.00	2605.3692	1042.1477	416.8591	208.4295
12.079	1260-4	1039.7822	652258.82	2599.4554	1039.7822	415.9129	207.9564
12.483	1260-5	1004.1778	508731.38	2510.4444	1004.1778	401.6711	200.8356
15.756	DCBP SURR	119.3283	1364759.33	298.3207	119.3283	47.7313	23.8657
		10472.9840	9524533.19				

Client Id: Initial Calibration

Software Version: 4.1<1L22>
Date: 7/26/2017 08:18 AM
Sample Name : mix 1200;13h
Data File : E:\TC2017\CL_ECD1\07-JUL\725B022.RAW Date: 7/25/2017 08:31 PM
Sequence File: E:\TC2017\CL_ECD1\07-JUL\PCBSEQ.SEQ Cycle: 263 Channel : B
Instrument : CL_ECD1 Rack/Vial: 0/5 Operator:
Sample Amount : 1.0000 Dilution Factor : 1.00

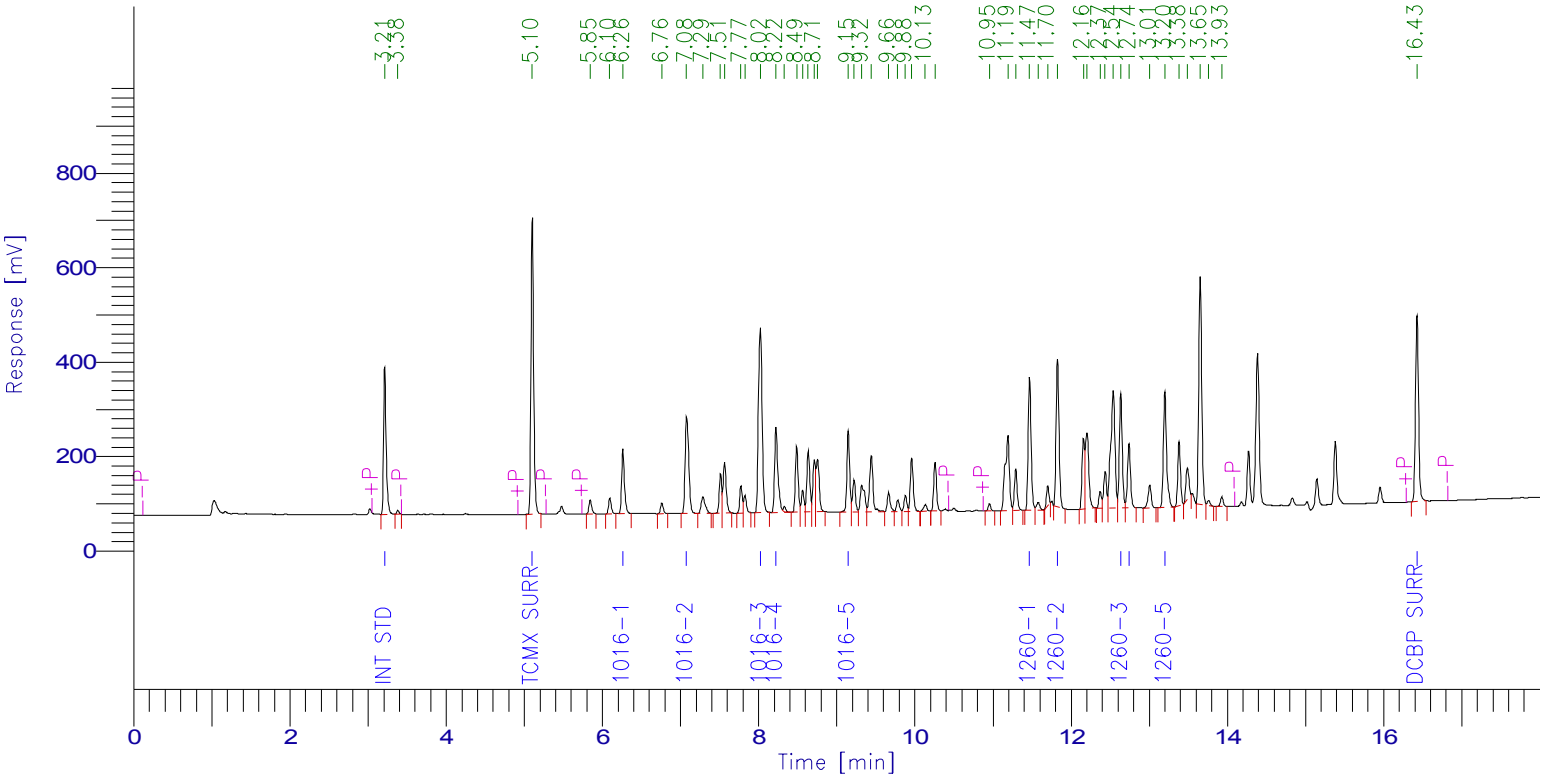

PCB Report

Time [min]	Component Name	Raw Amount	Area [µV·s]	Surrogate SM/WM	Surrogate QC / SL	Spike Rec Soils (%)	Spike Rec Water (%)
3.214	Int Std	100.0000	701471.27	250.0000	100.0000	40.0000	20.0000
5.102	TCMX SURR	121.6522	1528556.71	304.1306	121.6522	48.6609	24.3304
6.262	1016-1	1033.2304	351148.19	2583.0761	1033.2304	413.2922	206.6461
7.078	1016-2	1010.2255	678836.91	2525.5637	1010.2255	404.0902	202.0451
8.023	1016-3	1002.4216	1279571.21	2506.0541	1002.4216	400.9687	200.4843
8.222	1016-4	1068.5271	552538.18	2671.3177	1068.5271	427.4108	213.7054
9.147	1016-5	1071.4163	432689.22	2678.5408	1071.4163	428.5665	214.2833
11.467	1260-1	1008.1870	723886.05	2520.4675	1008.1870	403.2748	201.6374
11.824	1260-2	980.6765	794005.62	2451.6912	980.6765	392.2706	196.1353
12.634	1260-3	1042.9906	618499.46	2607.4766	1042.9906	417.1963	208.5981
12.740	1260-4	1082.3216	354935.67	2705.8039	1082.3216	432.9286	216.4643
13.199	1260-5	1057.0133	696917.91	2642.5332	1057.0133	422.8053	211.4027
16.425	DCBP SURR	121.2377	1076782.12	303.0944	121.2377	48.4951	24.2475
		10699.8999	9789838.52				

Client Id: Initial Calibration

Software Version: 4.1<1L22>
Date: 7/26/2017 08:18 AM
Sample Name : mix 1000;13e
Data File : E:\TC2017\CL_ECD1\07-JUL\725A023.RAW Date: 7/25/2017 08:53 PM
Sequence File: E:\TC2017\CL_ECD1\07-JUL\PCBSEQ.SEQ Cycle: 264 Channel : A
Instrument : CL_ECD1 Rack/Vial: 0/6 Operator:
Sample Amount : 1.0000 Dilution Factor : 1.00

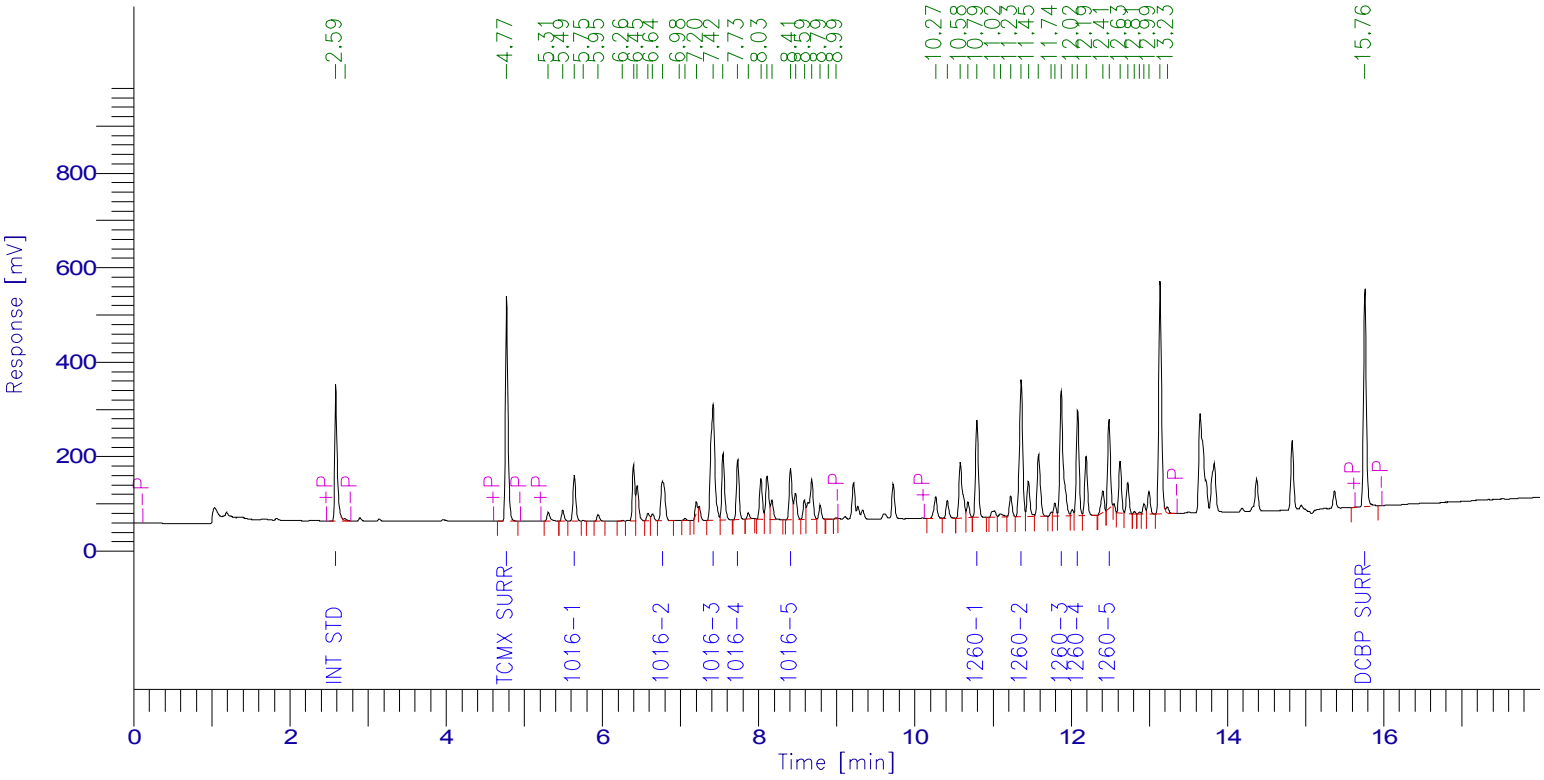

PCB Report

Time [min]	Component Name	Raw Amount	Area [µV·s]	Surrogate SM/WM	Surrogate QC / SL	Spike Rec Soils (%)	Spike Rec Water (%)
2.587	Int Std	100.0000	658200.63	250.0000	100.0000	40.0000	20.0000
4.774	TCMX SURR	104.5939	1107107.62	261.4847	104.5939	41.8376	20.9188
5.641	1016-1	892.3832	233443.09	2230.9579	892.3832	356.9533	178.4766
6.769	1016-2	860.9825	304553.85	2152.4564	860.9825	344.3930	172.1965
7.419	1016-3	861.6835	913347.70	2154.2089	861.6835	344.6734	172.3367
7.732	1016-4	890.1244	301596.77	2225.3110	890.1244	356.0498	178.0249
8.407	1016-5	885.1319	267363.50	2212.8296	885.1319	354.0527	177.0264
10.793	1260-1	861.6006	510348.14	2154.0016	861.6006	344.6403	172.3201
11.360	1260-2	863.6559	817780.17	2159.1398	863.6559	345.4624	172.7312
11.871	1260-3	910.6311	837505.39	2276.5779	910.6311	364.2525	182.1262
12.082	1260-4	903.9066	546255.30	2259.7665	903.9066	361.5626	180.7813
12.484	1260-5	887.9740	433383.82	2219.9350	887.9740	355.1896	177.5948
15.759	DCBP SURR	107.4421	1183809.55	268.6053	107.4421	42.9768	21.4884
		9130.1098	8114695.53				

Client Id: Initial Calibration

Software Version: 4.1<1L22>
Date: 7/26/2017 08:18 AM
Sample Name : mix 1000;13e
Data File : E:\TC2017\CL_ECD1\07-JUL\725B023.RAW Date: 7/25/2017 08:53 PM
Sequence File: E:\TC2017\CL_ECD1\07-JUL\PCBSEQ.SEQ Cycle: 264 Channel : B
Instrument : CL_ECD1 Rack/Vial: 0/6 Operator:
Sample Amount : 1.0000 Dilution Factor : 1.00

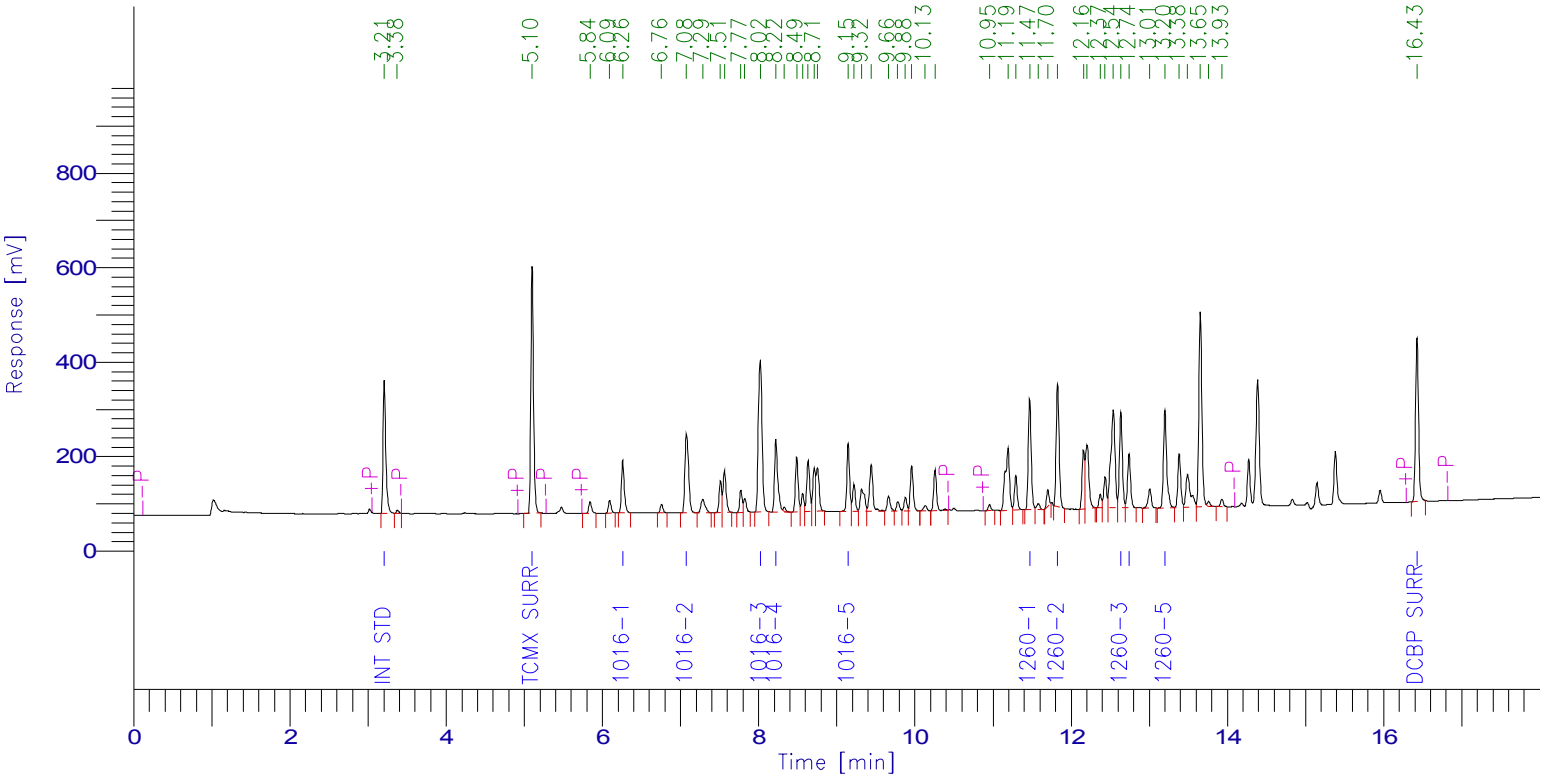

PCB Report

Time [min]	Component Name	Raw Amount	Area [µV·s]	Surrogate SM/WM	Surrogate QC / SL	Spike Rec Soils (%)	Spike Rec Water (%)
3.208	Int Std	100.0000	677025.23	250.0000	100.0000	40.0000	20.0000
5.100	TCMX SURR	105.7134	1281995.17	264.2834	105.7134	42.2854	21.1427
6.260	1016-1	880.7310	288889.32	2201.8274	880.7310	352.2924	176.1462
7.076	1016-2	874.2842	567015.22	2185.7104	874.2842	349.7137	174.8568
8.022	1016-3	865.0189	1065699.13	2162.5473	865.0189	346.0076	173.0038
8.220	1016-4	918.9079	458610.18	2297.2696	918.9079	367.5631	183.7816
9.146	1016-5	919.0678	358228.68	2297.6696	919.0678	367.6271	183.8136
11.468	1260-1	871.5941	604001.99	2178.9853	871.5941	348.6376	174.3188
11.826	1260-2	855.5144	668528.80	2138.7861	855.5144	342.2058	171.1029
12.635	1260-3	907.1241	519183.15	2267.8103	907.1241	362.8496	181.4248
12.740	1260-4	937.6593	296779.13	2344.1482	937.6593	375.0637	187.5319
13.199	1260-5	918.5932	584546.92	2296.4831	918.5932	367.4373	183.7186
16.425	DCBP SURR	107.8152	924197.46	269.5379	107.8152	43.1261	21.5630
		9262.0235	8294700.39				

Client Id: Initial Calibration

Software Version: 4.1<1L22>
Date: 7/26/2017 08:18 AM
Sample Name : mix 800;13d
Data File : E:\TC2017\CL_ECD1\07-JUL\725A024.RAW Date: 7/25/2017 09:14 PM
Sequence File: E:\TC2017\CL_ECD1\07-JUL\PCBSEQ.SEQ Cycle: 265 Channel : A
Instrument : CL_ECD1 Rack/Vial: 0/7 Operator:
Sample Amount : 1.0000 Dilution Factor : 1.00

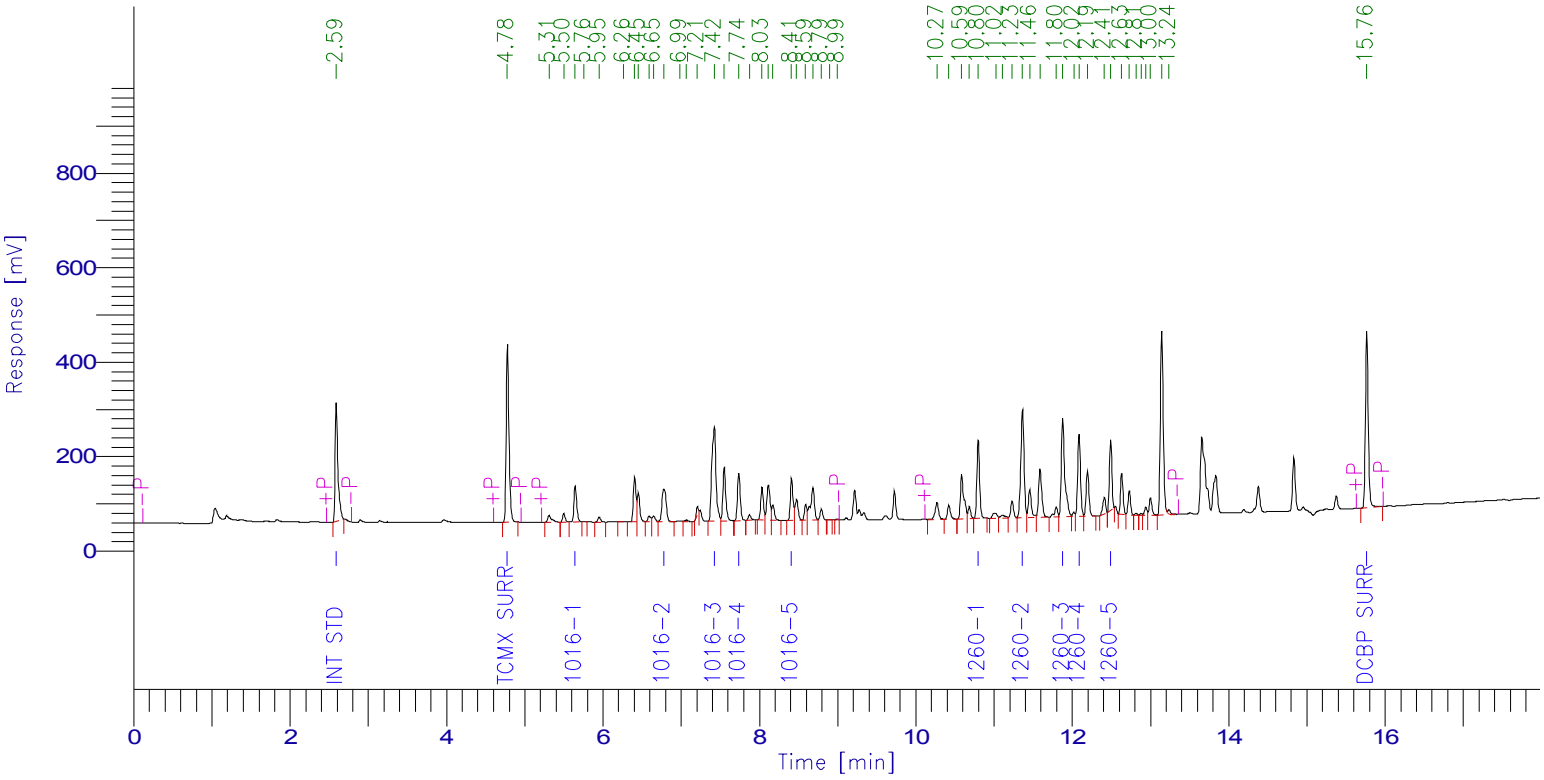

PCB Report

Time [min]	Component Name	Raw Amount	Area [µV·s]	Surrogate SM/WM	Surrogate QC / SL	Spike Rec Soils (%)	Spike Rec Water (%)
2.589	Int Std	100.0000	630170.90	250.0000	100.0000	40.0000	20.0000
4.779	TCMX SURR	94.5522	958197.66	236.3804	94.5522	37.8209	18.9104
5.646	1016-1	769.9172	192829.61	1924.7930	769.9172	307.9669	153.9834
6.777	1016-2	750.6436	254216.42	1876.6090	750.6436	300.2574	150.1287
7.424	1016-3	738.3172	749257.95	1845.7929	738.3172	295.3269	147.6634
7.737	1016-4	759.1408	246262.55	1897.8520	759.1408	303.6563	151.8282
8.411	1016-5	757.5520	219081.97	1893.8799	757.5520	303.0208	151.5104
10.796	1260-1	721.1756	408979.56	1802.9390	721.1756	288.4702	144.2351
11.364	1260-2	715.3525	648508.95	1788.3813	715.3525	286.1410	143.0705
11.876	1260-3	740.9919	652467.11	1852.4797	740.9919	296.3968	148.1984
12.086	1260-4	739.7174	427994.32	1849.2936	739.7174	295.8870	147.9435
12.489	1260-5	716.2930	334705.78	1790.7325	716.2930	286.5172	143.2586
15.764	DCBP SURR	91.5962	966239.11	228.9904	91.5962	36.6385	18.3192
		7695.2495	6688911.88				

Client Id: Initial Calibration

Software Version: 4.1<1L22>
Date: 7/26/2017 08:18 AM
Sample Name : mix 800;13d
Data File : E:\TC2017\CL_ECD1\07-JUL\725B024.RAW Date: 7/25/2017 09:14 PM
Sequence File: E:\TC2017\CL_ECD1\07-JUL\PCBSEQ.SEQ Cycle: 265 Channel : B
Instrument : CL_ECD1 Rack/Vial: 0/7 Operator:
Sample Amount : 1.0000 Dilution Factor : 1.00

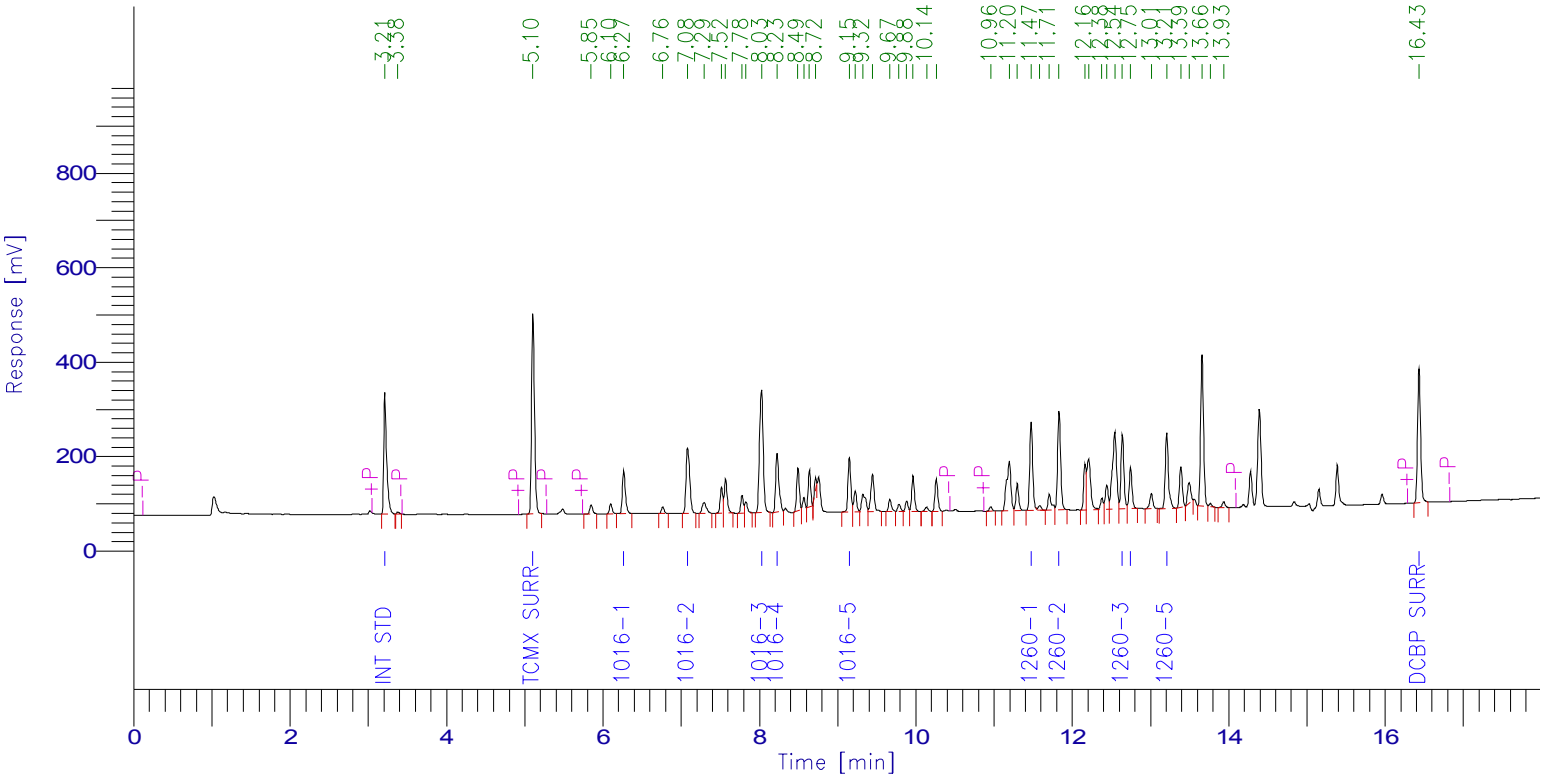

PCB Report

Time [min]	Component Name	Raw Amount	Area [µV·s]	Surrogate SM/WM	Surrogate QC / SL	Spike Rec Soils (%)	Spike Rec Water (%)
3.212	Int Std	100.0000	679673.82	250.0000	100.0000	40.0000	20.0000
5.104	TCMX SURR	90.6692	1103854.39	226.6729	90.6692	36.2677	18.1338
6.266	1016-1	732.5913	241237.98	1831.4784	732.5913	293.0365	146.5183
7.082	1016-2	712.4719	463879.84	1781.1797	712.4719	284.9887	142.4944
8.027	1016-3	709.0008	876902.70	1772.5020	709.0008	283.6003	141.8002
8.226	1016-4	707.8086	354636.36	1769.5216	707.8086	283.1235	141.5617
9.151	1016-5	741.9475	290323.14	1854.8688	741.9475	296.7790	148.3895
11.474	1260-1	701.3797	487947.33	1753.4492	701.3797	280.5519	140.2759
11.830	1260-2	706.0330	553877.14	1765.0824	706.0330	282.4132	141.2066
12.641	1260-3	713.9883	410242.49	1784.9707	713.9883	285.5953	142.7977
12.745	1260-4	727.3082	231101.34	1818.2704	727.3082	290.9233	145.4616
13.206	1260-5	706.4167	451286.93	1766.0416	706.4167	282.5667	141.2833
16.432	DCBP SURR	87.4033	752156.53	218.5081	87.4033	34.9613	17.4807
		7437.0183	6897119.98				

Client Id: Initial Calibration

Software Version: 4.1<1L22>
Date: 7/26/2017 08:18 AM
Sample Name : mix 600;15c
Data File : E:\TC2017\CL_ECD1\07-JUL\725A025.RAW Date: 7/25/2017 09:36 PM
Sequence File: E:\TC2017\CL_ECD1\07-JUL\PCBSEQ.SEQ Cycle: 266 Channel : A
Instrument : CL_ECD1 Rack/Vial: 0/8 Operator:
Sample Amount : 1.0000 Dilution Factor : 1.00

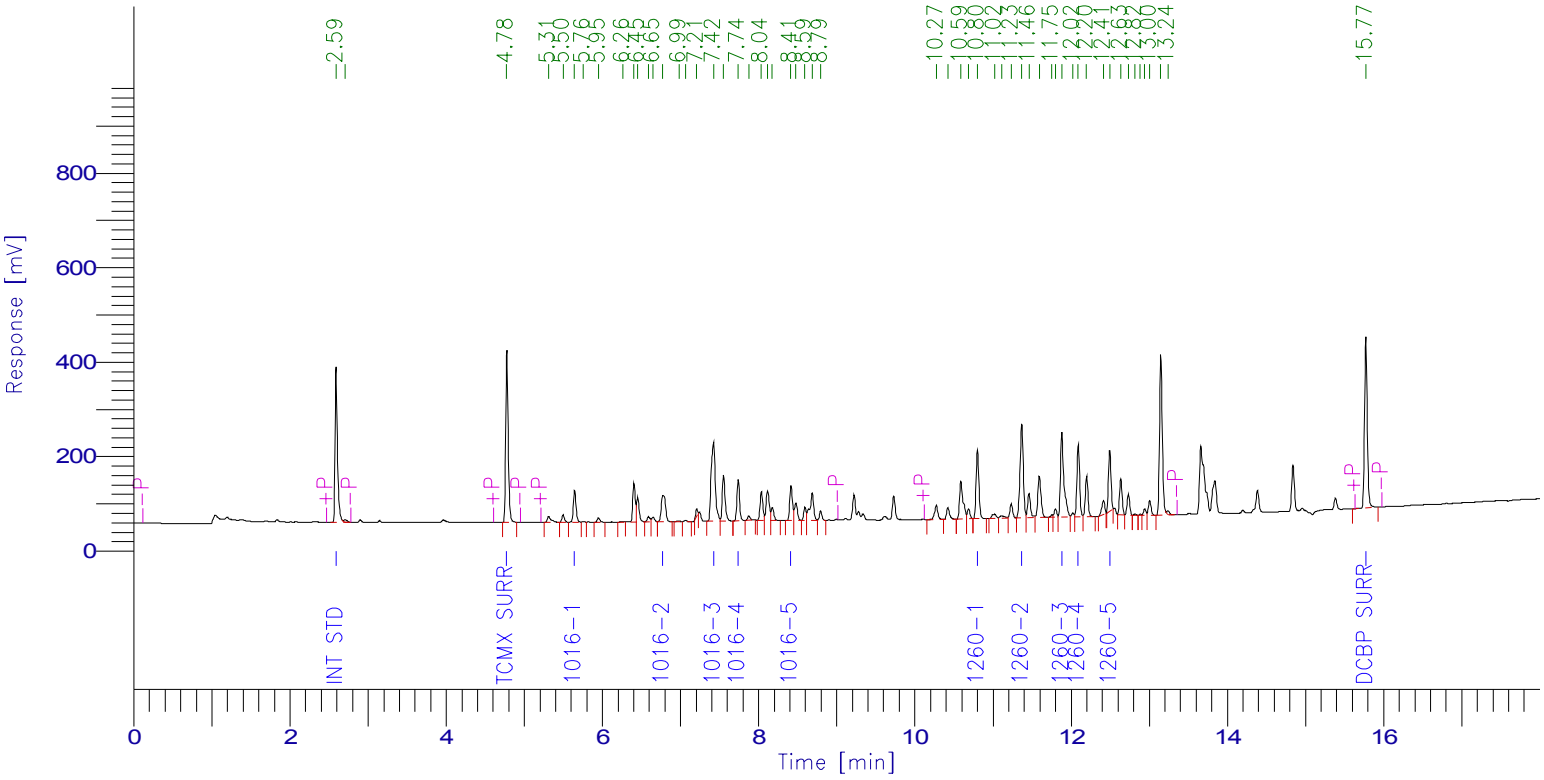

PCB Report

Time [min]	Component Name	Raw Amount	Area [µV·s]	Surrogate SM/WM	Surrogate QC / SL	Spike Rec Soils (%)	Spike Rec Water (%)
2.591	Int Std	100.0000	737416.67	250.0000	100.0000	40.0000	20.0000
4.777	TCMX SURR	70.5454	836579.41	176.3636	70.5454	28.2182	14.1091
5.645	1016-1	536.9641	157372.75	1342.4102	536.9641	214.7856	107.3928
6.775	1016-2	517.5444	205103.01	1293.8610	517.5444	207.0178	103.5089
7.424	1016-3	525.7673	624362.20	1314.4183	525.7673	210.3069	105.1535
7.738	1016-4	538.7790	204522.61	1346.9476	538.7790	215.5116	107.7558
8.413	1016-5	534.0350	180725.13	1335.0875	534.0350	213.6140	106.8070
10.800	1260-1	529.1688	351163.55	1322.9221	529.1688	211.6675	105.8338
11.368	1260-2	529.3957	561604.90	1323.4893	529.3957	211.7583	105.8791
11.879	1260-3	547.8600	564507.05	1369.6500	547.8600	219.1440	109.5720
12.090	1260-4	546.7194	370161.51	1366.7985	546.7194	218.6878	109.3439
12.493	1260-5	530.4506	290049.43	1326.1264	530.4506	212.1802	106.0901
15.771	DCBP SURR	73.8653	911805.44	184.6632	73.8653	29.5461	14.7731
		5581.0951	5995373.66				

Client Id: Initial Calibration

Software Version: 4.1<1L22>
Date: 7/26/2017 08:18 AM
Sample Name : mix 600;15c
Data File : E:\TC2017\CL_ECD1\07-JUL\725B025.RAW Date: 7/25/2017 09:36 PM
Sequence File: E:\TC2017\CL_ECD1\07-JUL\PCBSEQ.SEQ Cycle: 266 Channel : B
Instrument : CL_ECD1 Rack/Vial: 0/8 Operator:
Sample Amount : 1.0000 Dilution Factor : 1.00

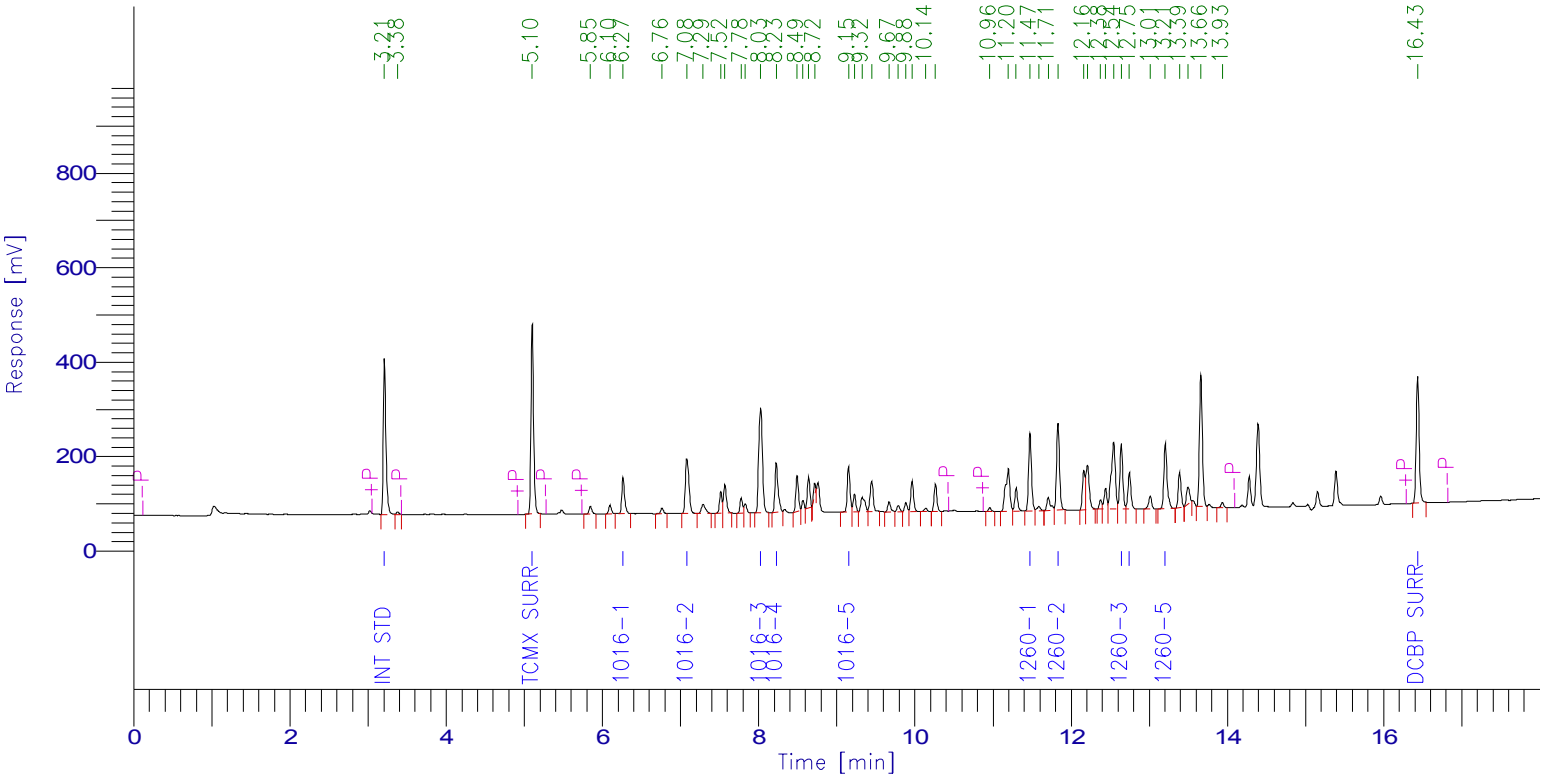

PCB Report

Time [min]	Component Name	Raw Amount	Area [µV·s]	Surrogate SM/WM	Surrogate QC / SL	Spike Rec Soils (%)	Spike Rec Water (%)
3.211	Int Std	100.0000	756287.26	250.0000	100.0000	40.0000	20.0000
5.102	TCMX SURR	71.1801	964266.85	177.9504	71.1801	28.4721	14.2360
6.265	1016-1	540.6229	198090.91	1351.5571	540.6229	216.2491	108.1246
7.081	1016-2	531.1558	384809.67	1327.8895	531.1558	212.4623	106.2312
8.027	1016-3	528.2769	727030.36	1320.6922	528.2769	211.3108	105.6554
8.225	1016-4	528.4212	294600.76	1321.0529	528.4212	211.3685	105.6842
9.151	1016-5	552.1185	240395.89	1380.2963	552.1185	220.8474	110.4237
11.472	1260-1	536.6070	415396.02	1341.5175	536.6070	214.6428	107.3214
11.830	1260-2	543.4938	474426.90	1358.7345	543.4938	217.3975	108.6988
12.641	1260-3	550.3282	351850.01	1375.8205	550.3282	220.1313	110.0656
12.745	1260-4	559.6296	197865.90	1399.0741	559.6296	223.8519	111.9259
13.205	1260-5	551.7892	392239.47	1379.4731	551.7892	220.7157	110.3578
16.433	DCBP SURR	74.7286	715572.29	186.8214	74.7286	29.8914	14.9457
		5668.3518	6112832.28				

Client Id: Initial Calibration

Software Version: 4.1<1L22>
Date: 7/26/2017 08:18 AM
Sample Name : mix 400;13b
Data File : E:\TC2017\CL_ECD1\07-JUL\725A026.RAW Date: 7/25/2017 09:58 PM
Sequence File: E:\TC2017\CL_ECD1\07-JUL\PCBSEQ.SEQ Cycle: 267 Channel : A
Instrument : CL_ECD1 Rack/Vial: 0/9 Operator:
Sample Amount : 1.0000 Dilution Factor : 1.00

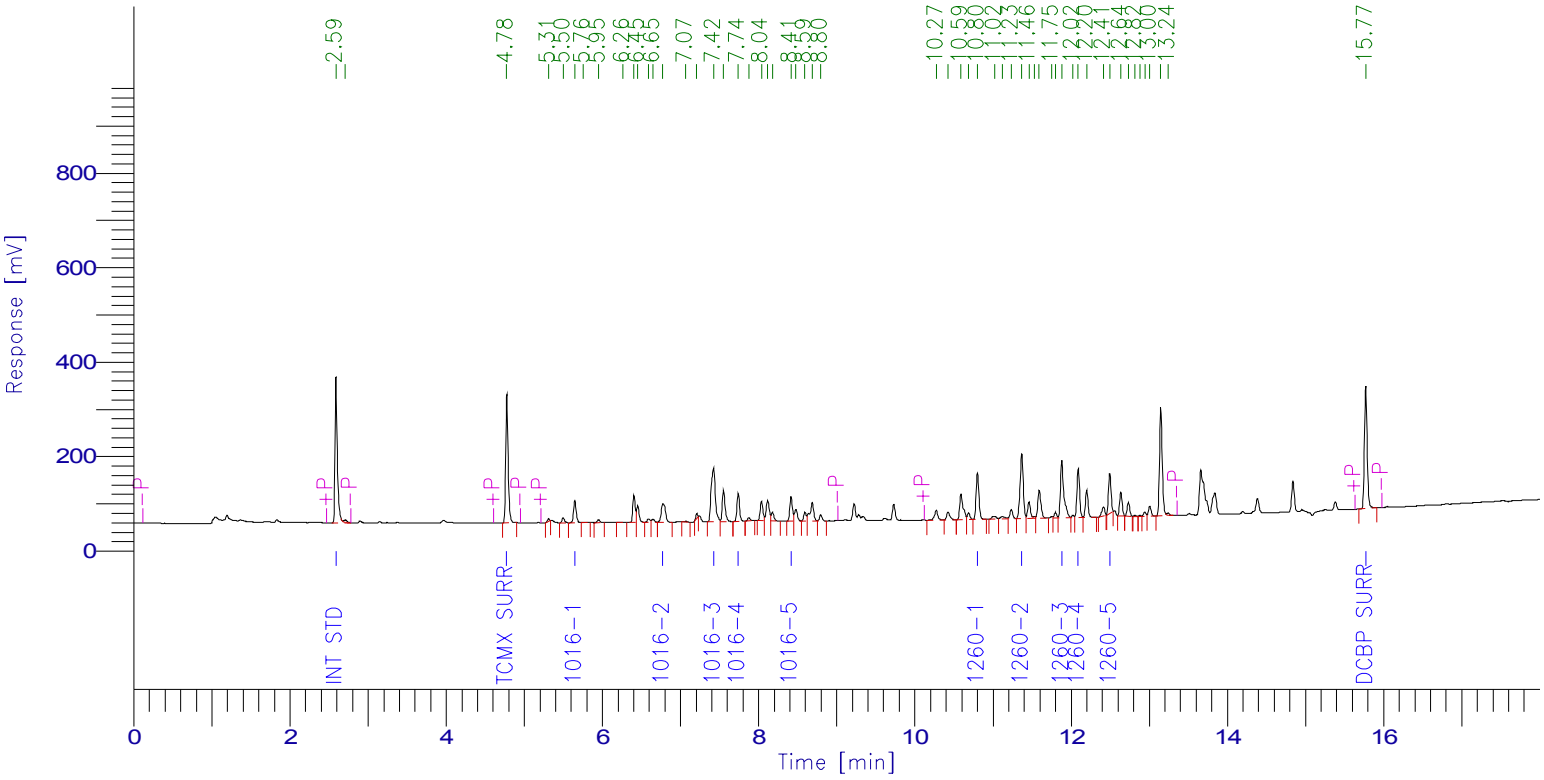

PCB Report

Time [min]	Component Name	Raw Amount	Area [µV·s]	Surrogate SM/WM	Surrogate QC / SL	Spike Rec Soils (%)	Spike Rec Water (%)
2.590	Int Std	100.0000	679211.17	250.0000	100.0000	40.0000	20.0000
4.777	TCMX SURR	56.0088	611767.44	140.0220	56.0088	22.4035	11.2018
5.647	1016-1	396.8474	107127.19	992.1185	396.8474	158.7390	79.3695
6.774	1016-2	392.1083	143127.24	980.2707	392.1083	156.8433	78.4217
7.424	1016-3	388.9528	425433.56	972.3819	388.9528	155.5811	77.7906
7.738	1016-4	392.0906	137090.99	980.2265	392.0906	156.8362	78.4181
8.414	1016-5	387.7526	120863.57	969.3815	387.7526	155.1010	77.5505
10.800	1260-1	394.3816	241059.19	985.9540	394.3816	157.7526	78.8763
11.368	1260-2	389.6160	380696.76	974.0401	389.6160	155.8464	77.9232
11.879	1260-3	398.4777	378177.48	996.1943	398.4777	159.3911	79.6955
12.089	1260-4	399.5207	249148.32	998.8018	399.5207	159.8083	79.9041
12.494	1260-5	382.0398	192409.97	955.0995	382.0398	152.8159	76.4080
15.770	DCBP SURR	58.0265	659751.53	145.0663	58.0265	23.2106	11.6053
		4135.8229	4325864.40				

Client Id: Initial Calibration

Software Version: 4.1<1L22>
Date: 7/26/2017 08:18 AM
Sample Name : mix 400;13b
Data File : E:\TC2017\CL_ECD1\07-JUL\725B026.RAW Date: 7/25/2017 09:58 PM
Sequence File: E:\TC2017\CL_ECD1\07-JUL\PCBSEQ.SEQ Cycle: 267 Channel : B
Instrument : CL_ECD1 Rack/Vial: 0/9 Operator:
Sample Amount : 1.0000 Dilution Factor : 1.00

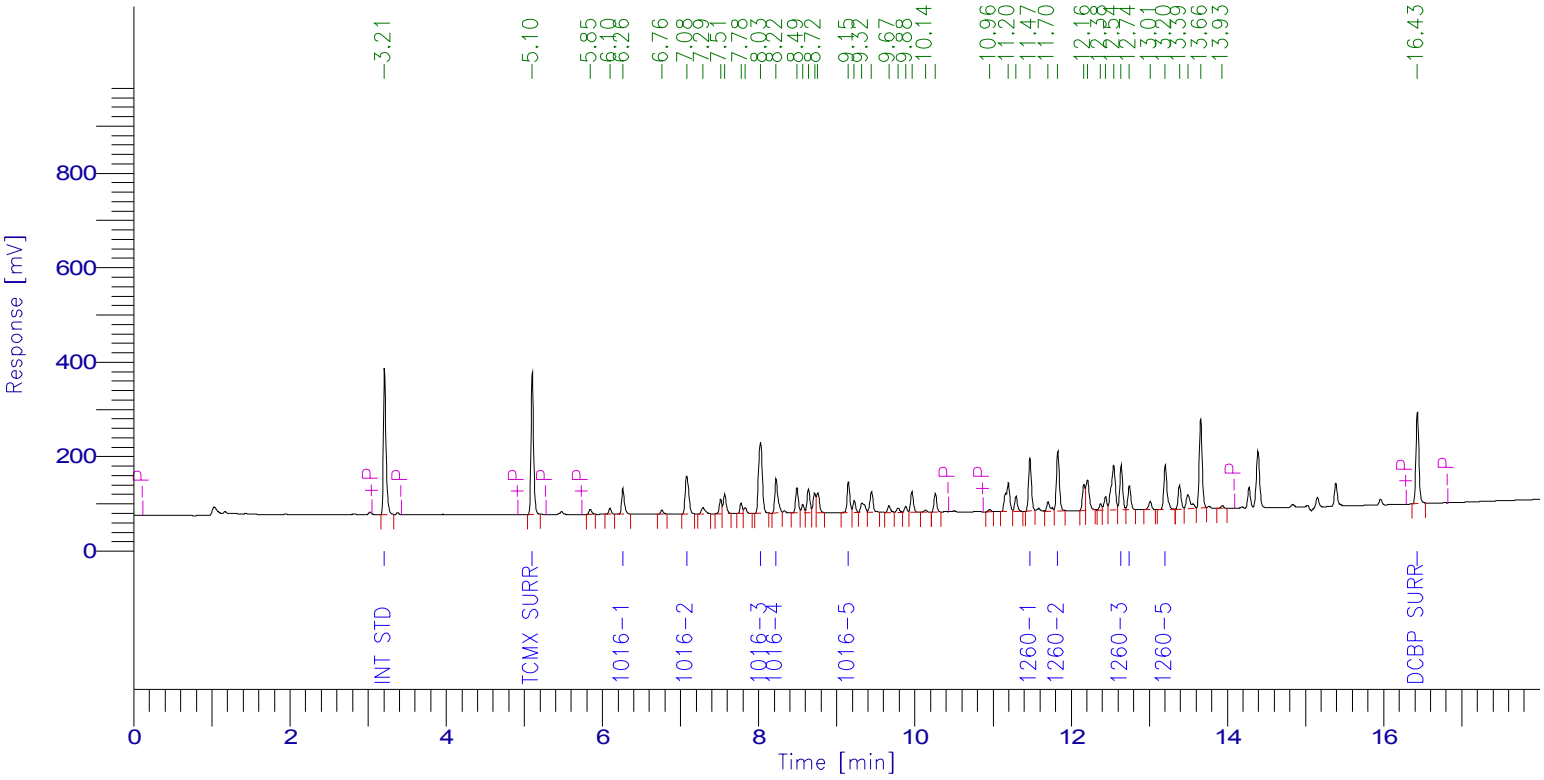

PCB Report

Time [min]	Component Name	Raw Amount	Area [µV·s]	Surrogate SM/WM	Surrogate QC / SL	Spike Rec Soils (%)	Spike Rec Water (%)
3.212	Int Std	100.0000	696280.57	250.0000	100.0000	40.0000	20.0000
5.102	TCMX SURR	56.6755	706856.90	141.6888	56.6755	22.6702	11.3351
6.262	1016-1	407.0981	137330.39	1017.7451	407.0981	162.8392	81.4196
7.079	1016-2	394.0814	262849.70	985.2036	394.0814	157.6326	78.8163
8.025	1016-3	392.8542	497759.76	982.1354	392.8542	157.1417	78.5708
8.223	1016-4	389.4060	199872.83	973.5149	389.4060	155.7624	77.8812
9.150	1016-5	405.4234	162517.84	1013.5585	405.4234	162.1694	81.0847
11.472	1260-1	385.3051	274604.90	963.2628	385.3051	154.1221	77.0610
11.829	1260-2	400.4608	321834.18	1001.1519	400.4608	160.1843	80.0922
12.640	1260-3	402.1483	236711.62	1005.3708	402.1483	160.8593	80.4297
12.744	1260-4	401.9757	130848.14	1004.9393	401.9757	160.7903	80.3951
13.204	1260-5	400.4518	262075.14	1001.1295	400.4518	160.1807	80.0904
16.430	DCBP SURR	58.0824	512046.06	145.2060	58.0824	23.2330	11.6165
		4193.9627	4401588.03				

Client Id: Initial Calibration

Software Version: 4.1<1L22>
Date: 7/26/2017 08:18 AM
Sample Name : mix 200;13a
Data File : E:\TC2017\CL_ECD1\07-JUL\725A027.RAW Date: 7/25/2017 10:20 PM
Sequence File: E:\TC2017\CL_ECD1\07-JUL\PCBSEQ.SEQ Cycle: 268 Channel : A
Instrument : CL_ECD1 Rack/Vial: 0/10 Operator:
Sample Amount : 1.0000 Dilution Factor : 1.00

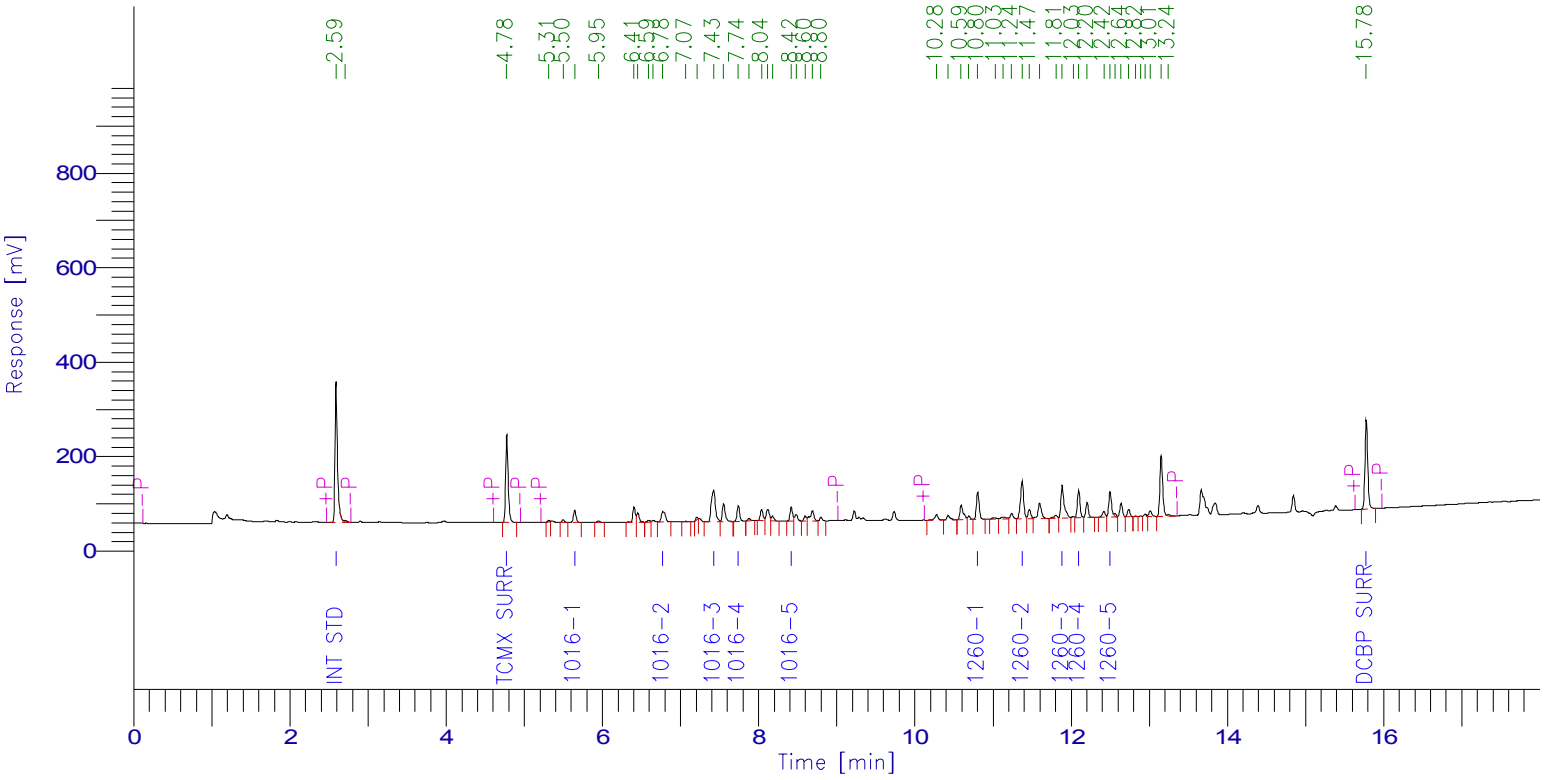

PCB Report

Time [min]	Component Name	Raw Amount	Area [µV·s]	Surrogate SM/WM	Surrogate QC / SL	Spike Rec Soils (%)	Spike Rec Water (%)
2.591	Int Std	100.0000	689258.35	250.0000	100.0000	40.0000	20.0000
4.777	TCMX SURR	39.3226	435863.02	98.3066	39.3226	15.7291	7.8645
5.646	1016-1	218.6706	59902.33	546.6764	218.6706	87.4682	43.7341
6.775	1016-2	214.4455	79434.75	536.1139	214.4455	85.7782	42.8891
7.426	1016-3	220.5088	244758.61	551.2720	220.5088	88.2035	44.1018
7.739	1016-4	219.0459	77720.37	547.6148	219.0459	87.6184	43.8092
8.416	1016-5	221.7698	70148.79	554.4244	221.7698	88.7079	44.3540
10.804	1260-1	224.4897	139245.33	561.2242	224.4897	89.7959	44.8979
11.372	1260-2	221.8141	219942.26	554.5352	221.8141	88.7256	44.3628
11.884	1260-3	218.6756	210605.26	546.6890	218.6756	87.4702	43.7351
12.095	1260-4	220.6400	139630.41	551.5999	220.6400	88.2560	44.1280
12.498	1260-5	264.4291	135146.70	661.0727	264.4291	105.7716	52.8858
15.777	DCBP SURR	41.0572	473718.04	102.6429	41.0572	16.4229	8.2114
		2424.8688	2975374.21				

Client Id: Initial Calibration

Software Version: 4.1<1L22>
Date: 7/26/2017 08:18 AM
Sample Name : mix 200;13a
Data File : E:\TC2017\CL_ECD1\07-JUL\725B027.RAW Date: 7/25/2017 10:20 PM
Sequence File: E:\TC2017\CL_ECD1\07-JUL\PCBSEQ.SEQ Cycle: 268 Channel : B
Instrument : CL_ECD1 Rack/Vial: 0/10 Operator:
Sample Amount : 1.0000 Dilution Factor : 1.00

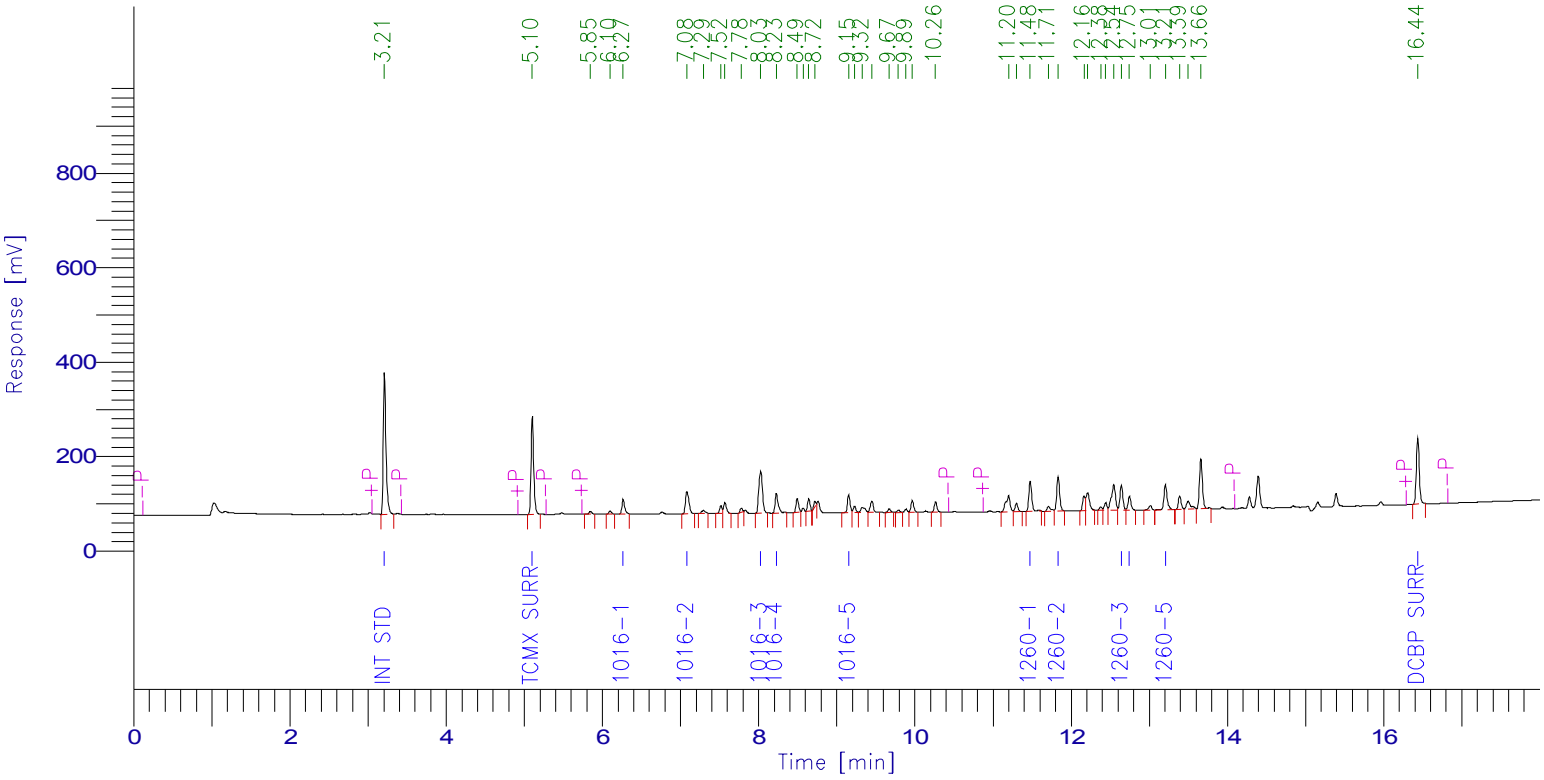

PCB Report

Time [min]	Component Name	Raw Amount	Area [µV·s]	Surrogate SM/WM	Surrogate QC / SL	Spike Rec Soils (%)	Spike Rec Water (%)
3.211	Int Std	100.0000	703212.45	250.0000	100.0000	40.0000	20.0000
5.103	TCMX SURR	39.7566	500780.55	99.3915	39.7566	15.9026	7.9513
6.266	1016-1	227.3683	77463.98	568.4207	227.3683	90.9473	45.4737
7.082	1016-2	223.4364	150514.30	558.5911	223.4364	89.3746	44.6873
8.027	1016-3	222.6048	284855.88	556.5119	222.6048	89.0419	44.5210
8.227	1016-4	231.1162	119807.43	577.7904	231.1162	92.4465	46.2232
9.153	1016-5	222.1206	89925.61	555.3016	222.1206	88.8483	44.4241
11.475	1260-1	227.7724	163948.30	569.4311	227.7724	91.1090	45.5545
11.832	1260-2	225.9245	183373.99	564.8112	225.9245	90.3698	45.1849
12.642	1260-3	224.6915	133574.09	561.7288	224.6915	89.8766	44.9383
12.746	1260-4	220.3666	72446.22	550.9165	220.3666	88.1466	44.0733
13.206	1260-5	224.0304	148076.06	560.0761	224.0304	89.6122	44.8061
16.435	DCBP SURR	41.6730	371040.73	104.1825	41.6730	16.6692	8.3346
		2430.8613	2999019.61				

Client Id: Initial Calibration

Software Version: 4.1<1L22>
Date: 7/26/2017 08:18 AM
Sample Name : mix 100;12z
Data File : E:\TC2017\CL_ECD1\07-JUL\725A028.RAW Date: 7/25/2017 10:42 PM
Sequence File: E:\TC2017\CL_ECD1\07-JUL\PCBSEQ.SEQ Cycle: 269 Channel : A
Instrument : CL_ECD1 Rack/Vial: 0/11 Operator:
Sample Amount : 1.0000 Dilution Factor : 1.00

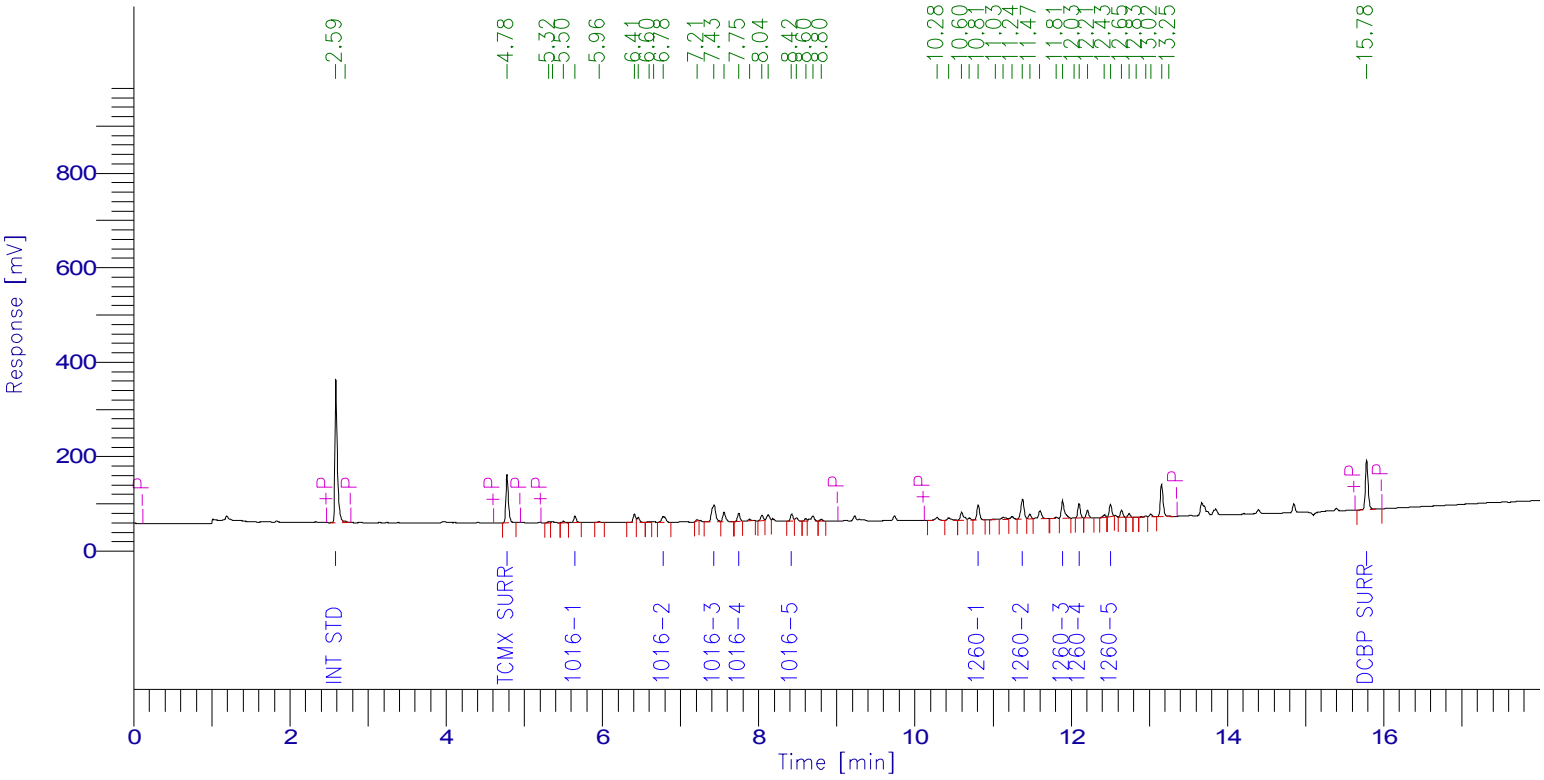

PCB Report

Time [min]	Component Name	Raw Amount	Area [µV·s]	Surrogate SM/WM	Surrogate QC / SL	Spike Rec Soils (%)	Spike Rec Water (%)
2.589	Int Std	100.0000	687442.71	250.0000	100.0000	40.0000	20.0000
4.779	TCMX SURR	21.1349	233647.53	52.8372	21.1349	8.4539	4.2270
5.650	1016-1	114.2140	31205.21	285.5349	114.2140	45.6856	22.8428
6.778	1016-2	115.5414	42686.03	288.8536	115.5414	46.2166	23.1083
7.430	1016-3	118.7837	131499.27	296.9592	118.7837	47.5135	23.7567
7.745	1016-4	113.2596	40080.13	283.1489	113.2596	45.3038	22.6519
8.421	1016-5	116.7358	36827.85	291.8394	116.7358	46.6943	23.3472
10.809	1260-1	120.0456	74265.16	300.1141	120.0456	48.0183	24.0091
11.377	1260-2	120.5486	119216.46	301.3715	120.5486	48.2194	24.1097
11.889	1260-3	113.1241	108662.17	282.8102	113.1241	45.2496	22.6248
12.100	1260-4	112.2585	70854.87	280.6464	112.2585	44.9034	22.4517
12.503	1260-5	113.0107	57606.33	282.5268	113.0107	45.2043	22.6021
15.782	DCBP SURR	22.4041	257818.18	56.0103	22.4041	8.9617	4.4808
		1301.0610	1891811.92				

Client Id: Initial Calibration

Software Version: 4.1<1L22>
Date: 7/26/2017 08:18 AM
Sample Name : mix 100;12z
Data File : E:\TC2017\CL_ECD1\07-JUL\725B028.RAW Date: 7/25/2017 10:42 PM
Sequence File: E:\TC2017\CL_ECD1\07-JUL\PCBSEQ.SEQ Cycle: 269 Channel : B
Instrument : CL_ECD1 Rack/Vial: 0/11 Operator:
Sample Amount : 1.0000 Dilution Factor : 1.00

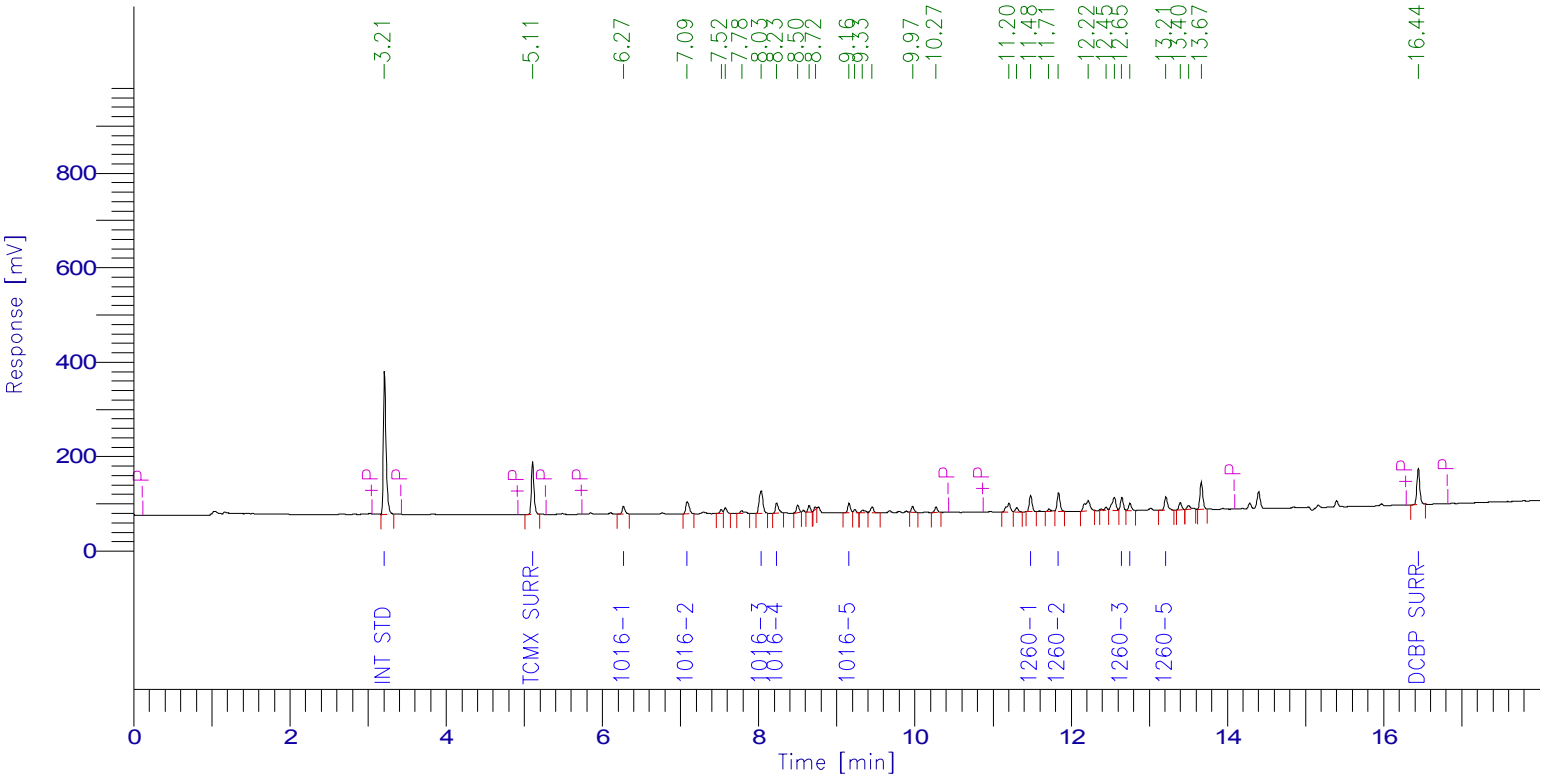

PCB Report

Time [min]	Component Name	Raw Amount	Area [µV·s]	Surrogate SM/WM	Surrogate QC / SL	Spike Rec Soils (%)	Spike Rec Water (%)
3.212	Int Std	100.0000	703504.60	250.0000	100.0000	40.0000	20.0000
5.106	TCMX SURR	21.3061	268487.07	53.2654	21.3061	8.5225	4.2612
6.270	1016-1	116.5657	39730.23	291.4143	116.5657	46.6263	23.3131
7.086	1016-2	118.1281	79608.10	295.3202	118.1281	47.2512	23.6256
8.033	1016-3	119.6155	153129.44	299.0388	119.6155	47.8462	23.9231
8.232	1016-4	116.5991	60468.46	291.4977	116.5991	46.6396	23.3198
9.157	1016-5	116.7025	47266.68	291.7563	116.7025	46.6810	23.3405
11.481	1260-1	118.0615	85014.78	295.1537	118.0615	47.2246	23.6123
11.837	1260-2	120.7419	98042.12	301.8546	120.7419	48.2967	24.1484
12.647	1260-3	113.7373	67642.41	284.3434	113.7373	45.4949	22.7475
12.752	1260-4	111.9688	36825.39	279.9220	111.9688	44.7875	22.3938
13.211	1260-5	117.1276	77449.31	292.8191	117.1276	46.8510	23.4255
16.442	DCBP SURR	22.3934	199465.60	55.9836	22.3934	8.9574	4.4787
		1312.9476	1916634.20				

Client Id: Initial Calibration

Software Version: 4.1<1L22>
Date: 7/26/2017 08:18 AM
Sample Name : mix 50;13i
Data File : E:\TC2017\CL_ECD1\07-JUL\725A029.RAW Date: 7/25/2017 11:03 PM
Sequence File: E:\TC2017\CL_ECD1\07-JUL\PCBSEQ.SEQ Cycle: 270 Channel : A
Instrument : CL_ECD1 Rack/Vial: 0/12 Operator:
Sample Amount : 1.0000 Dilution Factor : 1.00

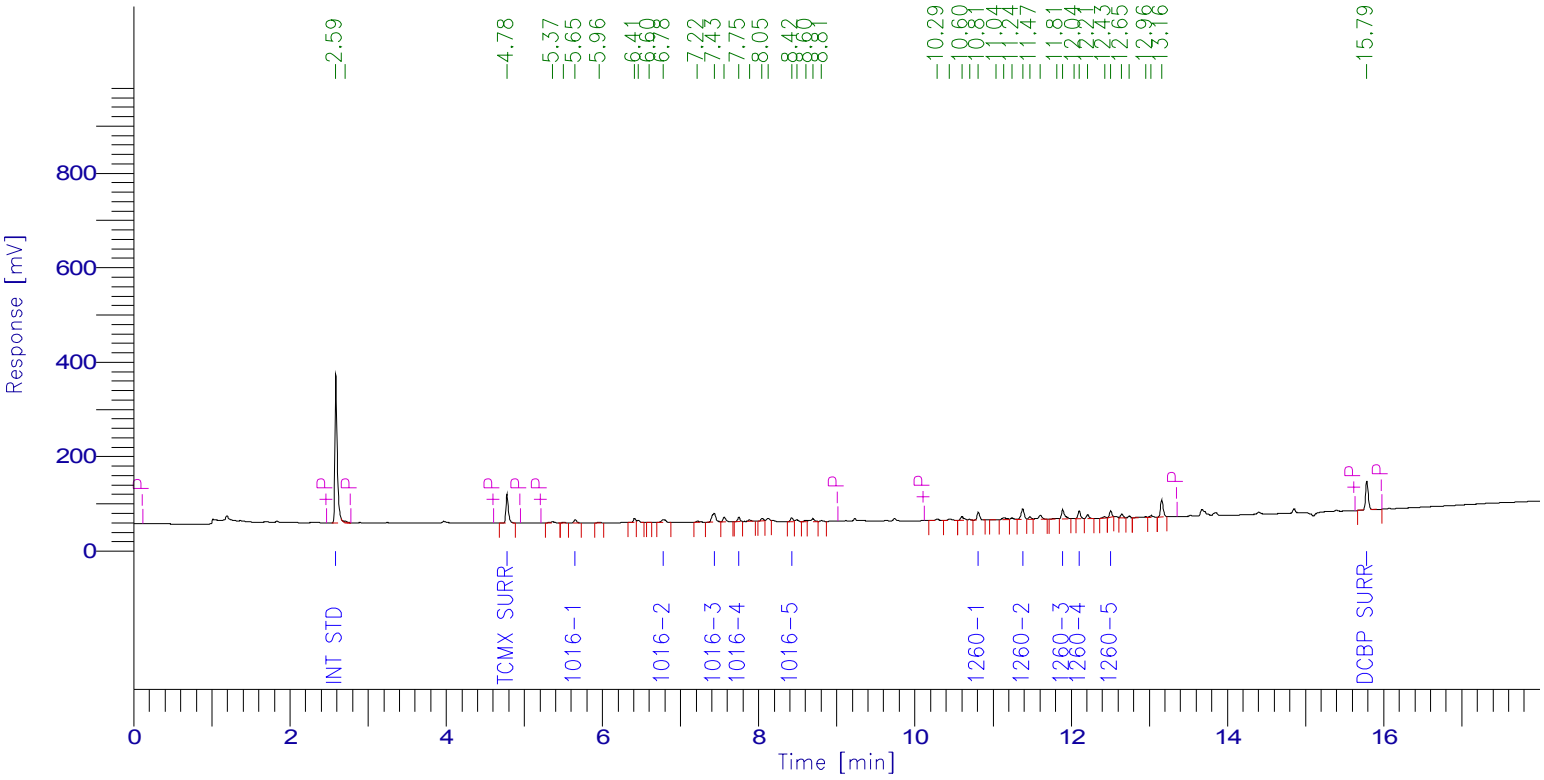

PCB Report

Time [min]	Component Name	Raw Amount	Area [µV·s]	Surrogate SM/WM	Surrogate QC / SL	Spike Rec Soils (%)	Spike Rec Water (%)
2.589	Int Std	100.0000	692415.34	250.0000	100.0000	40.0000	20.0000
4.779	TCMX SURR	11.9937	133550.45	29.9843	11.9937	4.7975	2.3987
5.652	1016-1	58.0428	15972.99	145.1069	58.0428	23.2171	11.6086
6.777	1016-2	65.2527	24281.57	163.1318	65.2527	26.1011	13.0505
7.433	1016-3	62.3042	69472.69	155.7605	62.3042	24.9217	12.4608
7.746	1016-4	59.0115	21033.97	147.5288	59.0115	23.6046	11.8023
8.423	1016-5	59.1060	18781.66	147.7650	59.1060	23.6424	11.8212
10.811	1260-1	61.8714	38553.09	154.6786	61.8714	24.7486	12.3743
11.380	1260-2	62.4813	62237.85	156.2034	62.4813	24.9925	12.4963
11.891	1260-3	58.0380	56152.06	145.0949	58.0380	23.2152	11.6076
12.102	1260-4	58.4588	37164.66	146.1469	58.4588	23.3835	11.6918
12.506	1260-5	54.4204	27941.06	136.0511	54.4204	21.7682	10.8841
15.785	DCBP SURR	12.9928	150598.02	32.4821	12.9928	5.1971	2.5986
		723.9737	1348155.41				

Client Id: Initial Calibration

Software Version: 4.1<1L22>
Date: 7/26/2017 08:18 AM
Sample Name : mix 50;13i
Data File : E:\TC2017\CL_ECD1\07-JUL\725B029.RAW Date: 7/25/2017 11:03 PM
Sequence File: E:\TC2017\CL_ECD1\07-JUL\PCBSEQ.SEQ Cycle: 270 Channel : B
Instrument : CL_ECD1 Rack/Vial: 0/12 Operator:
Sample Amount : 1.0000 Dilution Factor : 1.00

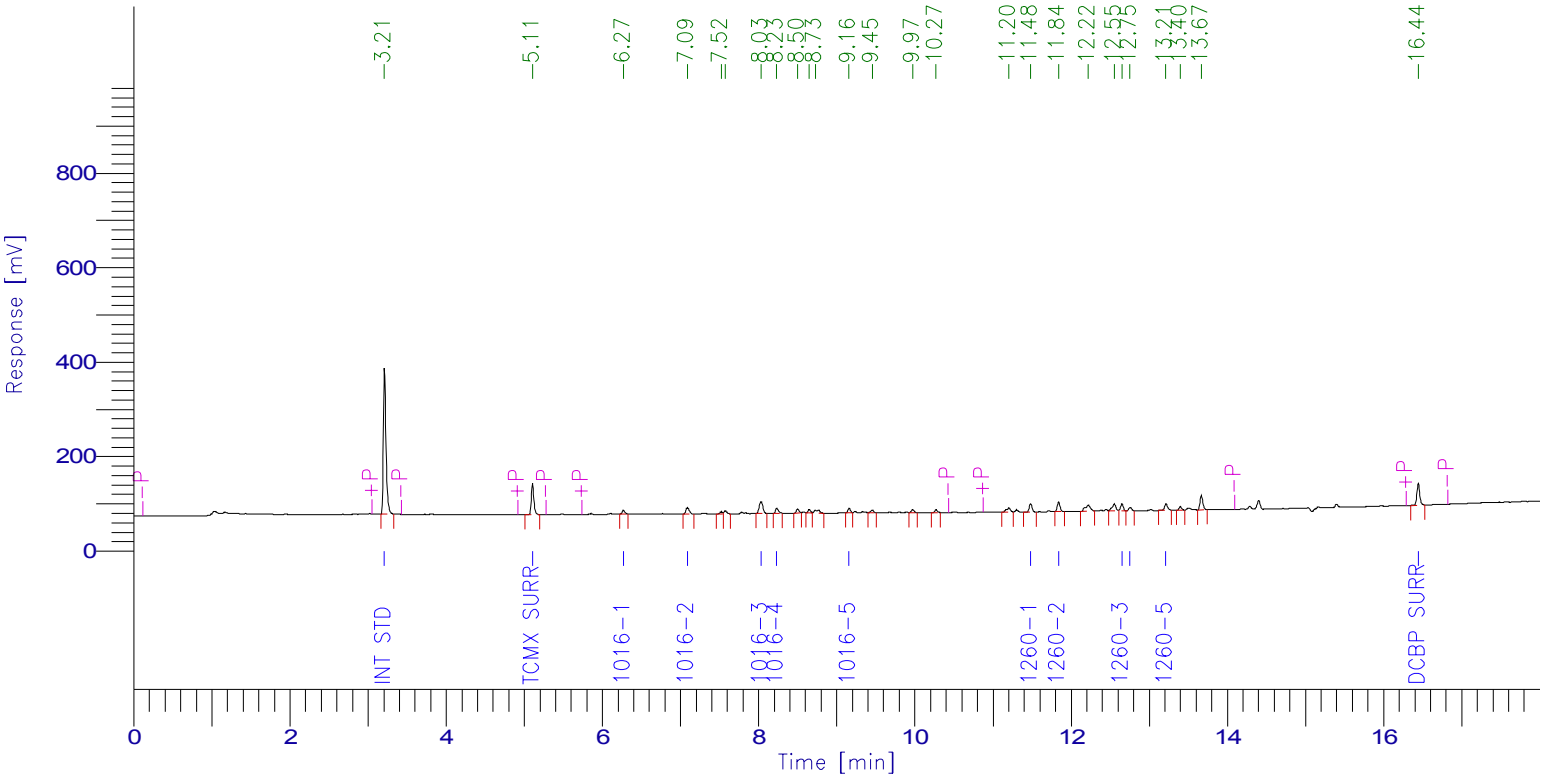

PCB Report

Time [min]	Component Name	Raw Amount	Area [µV·s]	Surrogate SM/WM	Surrogate QC / SL	Spike Rec Soils (%)	Spike Rec Water (%)
3.211	Int Std	100.0000	709380.03	250.0000	100.0000	40.0000	20.0000
5.106	TCMX SURR	11.9974	152446.82	29.9935	11.9974	4.7990	2.3995
6.269	1016-1	56.0611	19267.45	140.1528	56.0611	22.4245	11.2122
7.087	1016-2	61.2173	41599.70	153.0432	61.2173	24.4869	12.2435
8.032	1016-3	62.0801	80137.48	155.2003	62.0801	24.8321	12.4160
8.232	1016-4	56.5052	29548.41	141.2630	56.5052	22.6021	11.3010
9.158	1016-5	52.4633	21426.08	131.1583	52.4633	20.9853	10.4927
11.481	1260-1	61.7220	44816.54	154.3051	61.7220	24.6888	12.3444
11.839	1260-2	60.0349	49155.34	150.0873	60.0349	24.0140	12.0070
12.649	1260-3	57.3908	34416.79	143.4770	57.3908	22.9563	11.4782
12.754	1260-4	54.6047	18108.93	136.5118	54.6047	21.8419	10.9209
13.213	1260-5	55.2667	36849.71	138.1669	55.2667	22.1067	11.0533
16.442	DCBP SURR	12.9788	116571.71	32.4470	12.9788	5.1915	2.5958
		702.3225	1353724.99				

Software Version: 4.1<1L22>
Date: 9/7/2016 03:10 PM
Sample Name : 1221 1000
Data File : E:\TC2015\ECD24\06-JUN\618A029.RAW Date: 6/18/2015 09:00 PM
Sequence File: E:\TC2015\ECD24\06-JUN\PCB.SEQ Cycle: 369 Channel : A
Instrument : AUTO_ECD24 Rack/Vial: 0/0 Operator:
Sample Amount : 1.0000 Dilution Factor : 1.00

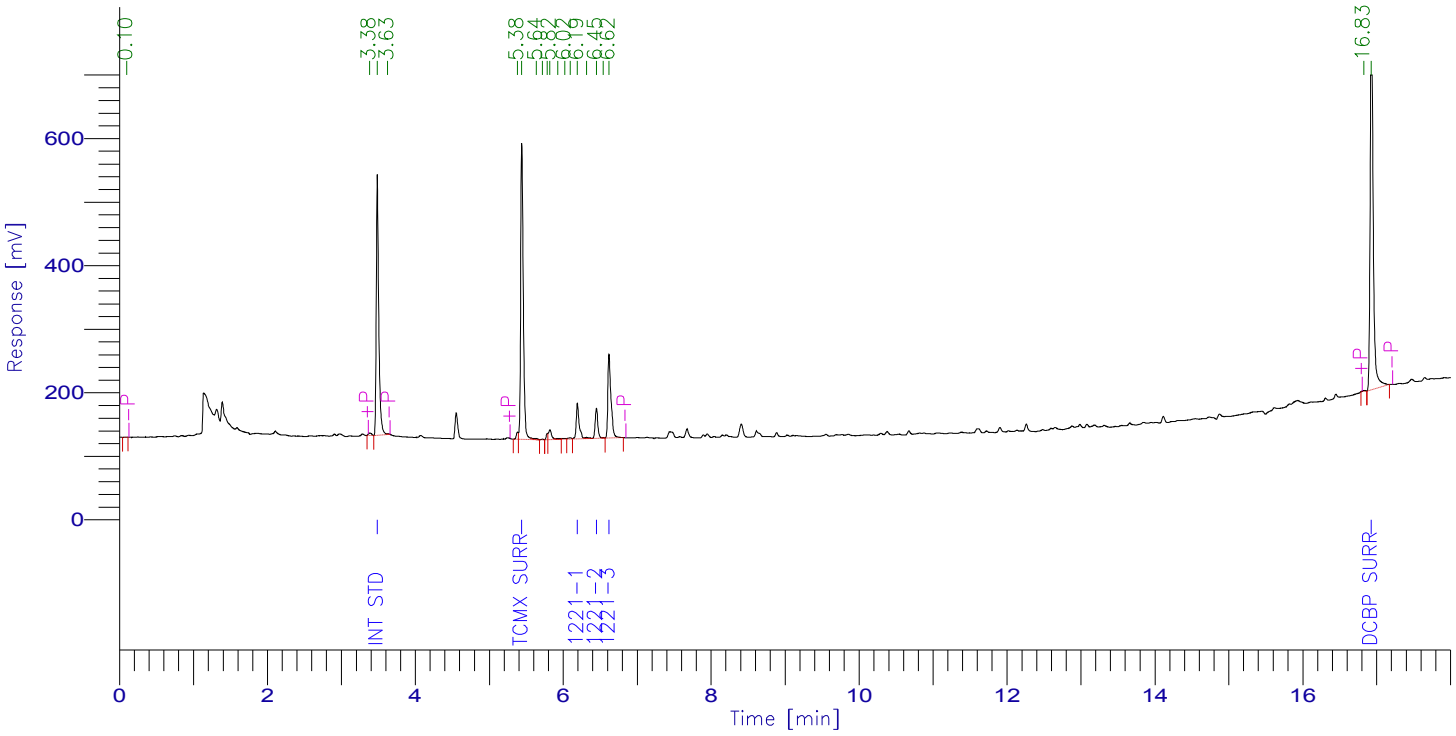

PCB Report

Time [min]	Component Name	Raw Amount	Area [µV·s]	Surrogate SM/WM	Surrogate QC / SL	Spike Rec Soils (%)	Spike Rec Water (%)
3.486	Int Std	100.0000	964948.32	250.0000	100.0000	40.0000	20.0000
5.440	TCMX SURR	100.0000	1145680.46	250.0000	100.0000	40.0000	20.0000
6.192	1221-1	1000.0000	157526.55	2500.0000	1000.0000	400.0000	200.0000
6.448	1221-2	1000.0000	120315.78	2500.0000	1000.0000	400.0000	200.0000
6.619	1221-3	1000.0000	392096.86	2500.0000	1000.0000	400.0000	200.0000
16.927	DCBP SURR	100.0000	1801049.12	250.0000	100.0000	40.0000	20.0000
		3300.0000	4581617.09				

Software Version: 4.1<1L22>
Date: 9/7/2016 03:18 PM
Sample Name : 1221 1000
Data File : E:\TC2015\ECD24\06-JUN\618B029.RAW Date: 6/18/2015 09:00 PM
Sequence File: E:\TC2015\ECD24\06-JUN\PCB.SEQ Cycle: 369 Channel : B
Instrument : AUTO_ECD24 Rack/Vial: 0/0 Operator:
Sample Amount : 1.0000 Dilution Factor : 1.00

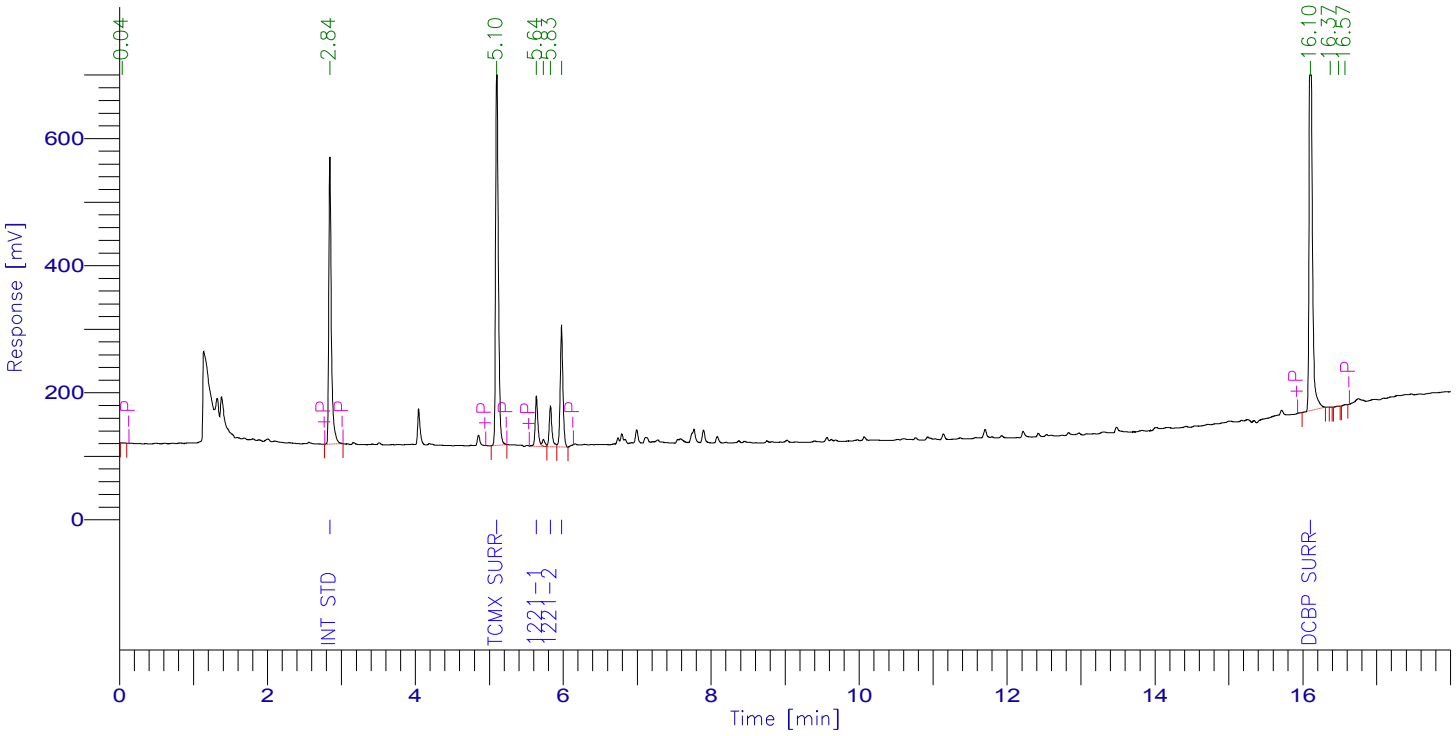

PCB Report

Time [min]	Component Name	Raw Amount	Area [µV·s]	Surrogate SM/WM	Surrogate QC / SL	Spike Rec Soils (%)	Spike Rec Water (%)
2.844	Int Std	100.0000	1086912.48	250.0000	100.0000	40.0000	20.0000
5.102	TCMX SURR	100.0000	1523483.84	250.0000	100.0000	40.0000	20.0000
5.638	1221-1	1000.0000	206138.62	2500.0000	1000.0000	400.0000	200.0000
5.827	1221-2	1000.0000	166116.43	2500.0000	1000.0000	400.0000	200.0000
5.977	1221-3	1000.0000	493227.19	2500.0000	1000.0000	400.0000	200.0000
16.103	DCBP SURR	100.0000	1942433.12	250.0000	100.0000	40.0000	20.0000
		3300.0000	5418311.68				

Software Version: 4.1<1L22>
Date: 9/7/2016 03:12 PM
Sample Name : 1232 1000
Data File : E:\TC2015\ECD24\06-JUN\618A030.RAW Date: 6/18/2015 09:23 PM
Sequence File: E:\TC2015\ECD24\06-JUN\PCB.SEQ Cycle: 370 Channel : A
Instrument : AUTO_ECD24 Rack/Vial: 0/0 Operator:
Sample Amount : 1.0000 Dilution Factor : 1.00

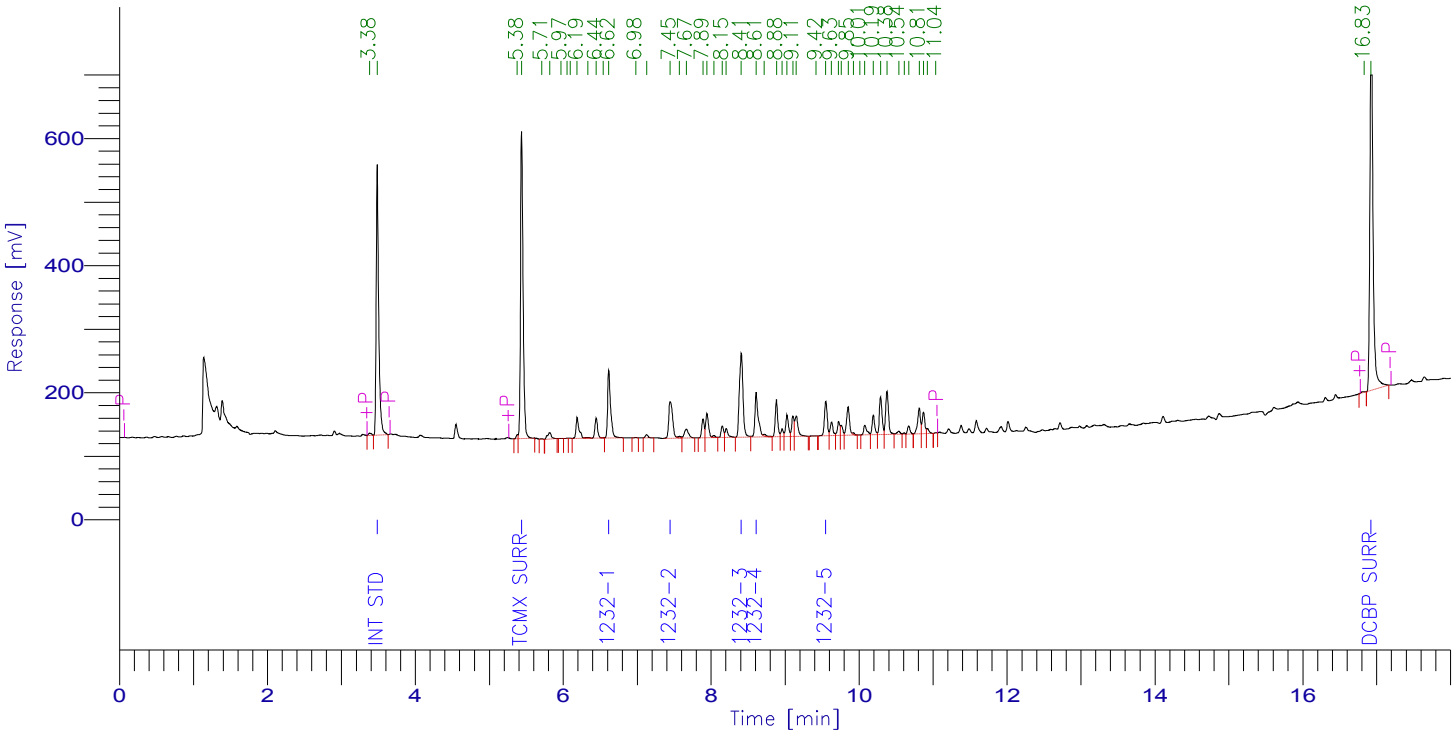

PCB Report

Time [min]	Component Name	Raw Amount	Area [µV·s]	Surrogate SM/WM	Surrogate QC / SL	Spike Rec Soils (%)	Spike Rec Water (%)
3.485	Int Std	100.0000	1013963.38	250.0000	100.0000	40.0000	20.0000
5.438	TCMX SURR	100.0000	1178221.92	250.0000	100.0000	40.0000	20.0000
6.616	1232-1	1000.0000	300543.87	2500.0000	1000.0000	400.0000	200.0000
7.446	1232-2	1000.0000	212913.80	2500.0000	1000.0000	400.0000	200.0000
8.408	1232-3	1000.0000	449612.28	2500.0000	1000.0000	400.0000	200.0000
8.608	1232-4	1000.0000	223137.93	2500.0000	1000.0000	400.0000	200.0000
9.549	1232-5	1000.0000	136737.44	2500.0000	1000.0000	400.0000	200.0000
16.924	DCBP SURR	100.0000	1842865.12	250.0000	100.0000	40.0000	20.0000
		5300.0000	5357995.74				

Software Version: 4.1<1L22>
Date: 9/7/2016 03:19 PM
Sample Name : 1232 1000
Data File : E:\TC2015\ECD24\06-JUN\618B030.RAW Date: 6/18/2015 09:23 PM
Sequence File: E:\TC2015\ECD24\06-JUN\PCB.SEQ Cycle: 370 Channel : B
Instrument : AUTO_ECD24 Rack/Vial: 0/0 Operator:
Sample Amount : 1.0000 Dilution Factor : 1.00

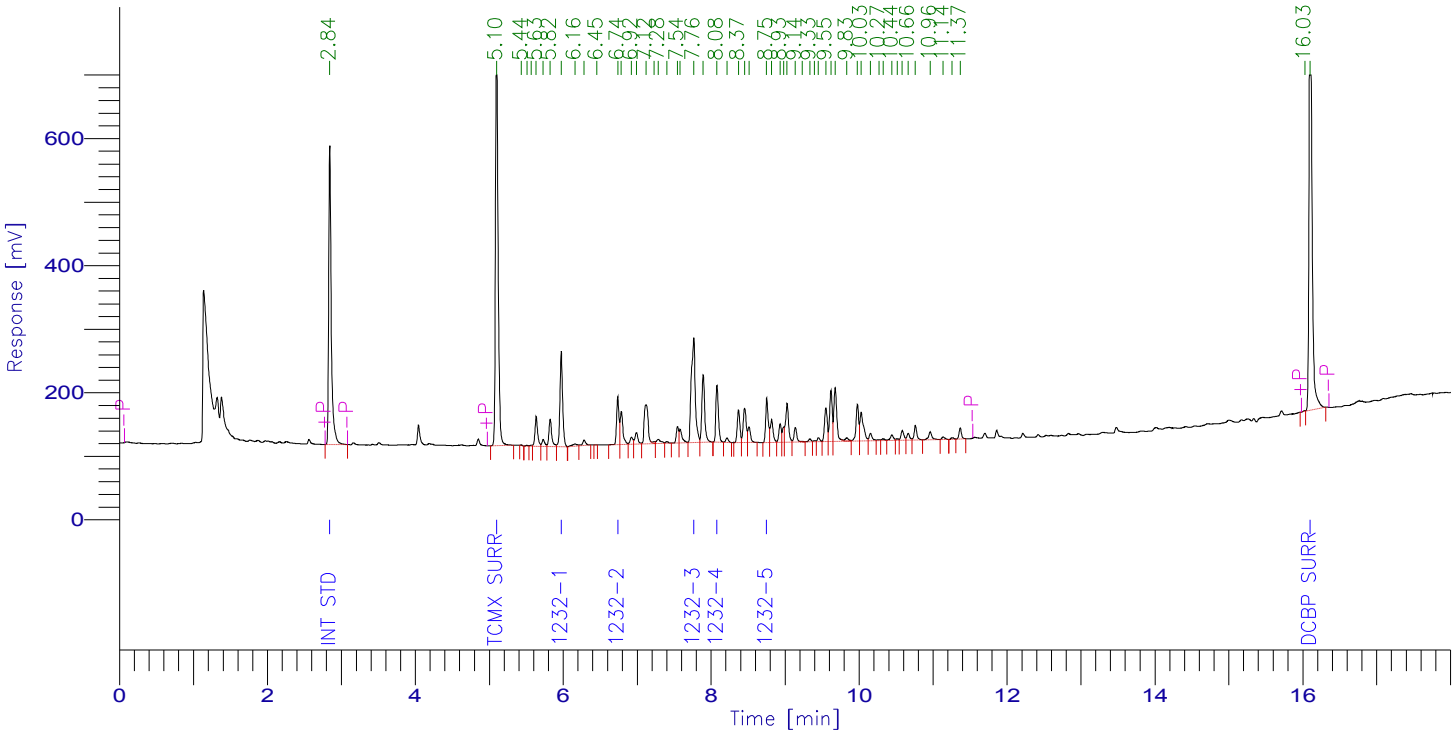

PCB Report

Time [min]	Component Name	Raw Amount	Area [µV·s]	Surrogate SM/WM	Surrogate QC / SL	Spike Rec Soils (%)	Spike Rec Water (%)
2.842	Int Std	100.0000	1138206.24	250.0000	100.0000	40.0000	20.0000
5.100	TCMX SURR	100.0000	1570203.52	250.0000	100.0000	40.0000	20.0000
5.973	1232-1	1000.0000	381431.39	2500.0000	1000.0000	400.0000	200.0000
6.737	1232-2	1000.0000	176727.68	2500.0000	1000.0000	400.0000	200.0000
7.764	1232-3	1000.0000	617429.50	2500.0000	1000.0000	400.0000	200.0000
8.079	1232-4	1000.0000	211351.96	2500.0000	1000.0000	400.0000	200.0000
8.752	1232-5	1000.0000	173172.46	2500.0000	1000.0000	400.0000	200.0000
16.101	DCBP SURR	100.0000	1973130.03	250.0000	100.0000	40.0000	20.0000
		5300.0000	6241652.79				

Software Version: 4.1<1L22>
Date: 9/7/2016 03:13 PM
Sample Name : 1242 1000
Data File : E:\TC2015\ECD24\06-JUN\618A031.RAW Date: 6/18/2015 09:47 PM
Sequence File: E:\TC2015\ECD24\06-JUN\PCB.SEQ Cycle: 371 Channel : A
Instrument : AUTO_ECD24 Rack/Vial: 0/0 Operator:
Sample Amount : 1.0000 Dilution Factor : 1.00

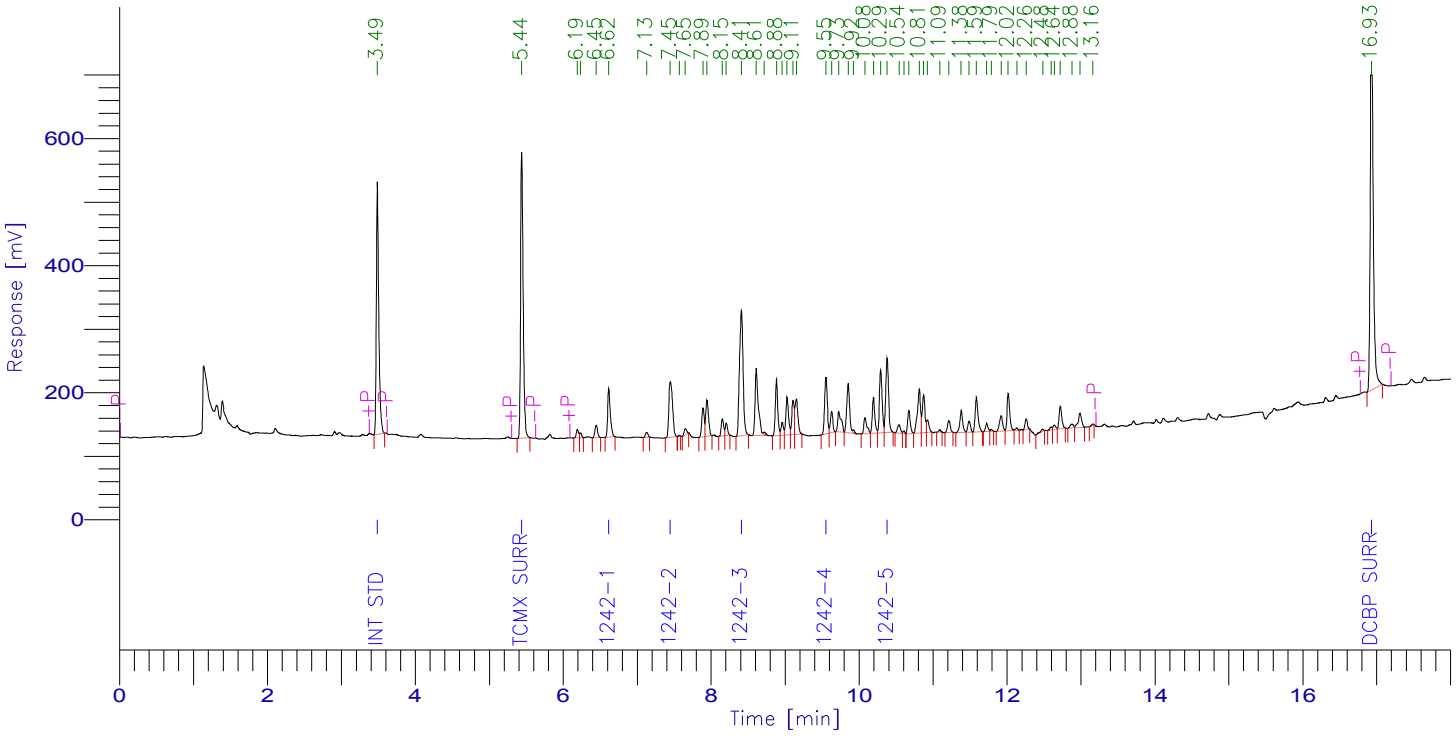

PCB Report

Time [min]	Component Name	Raw Amount	Area [µV·s]	Surrogate SM/WM	Surrogate QC / SL	Spike Rec Soils (%)	Spike Rec Water (%)
3.486	Int Std	100.0000	922740.80	250.0000	100.0000	40.0000	20.0000
5.439	TCMX SURR	100.0000	1087080.48	250.0000	100.0000	40.0000	20.0000
6.616	1242-1	1000.0000	192587.36	2500.0000	1000.0000	400.0000	200.0000
7.448	1242-2	1000.0000	305298.56	2500.0000	1000.0000	400.0000	200.0000
8.410	1242-3	1000.0000	663993.20	2500.0000	1000.0000	400.0000	200.0000
9.551	1242-4	1000.0000	218609.82	2500.0000	1000.0000	400.0000	200.0000
10.378	1242-5	1000.0000	298783.52	2500.0000	1000.0000	400.0000	200.0000
16.928	DCBP SURR	100.0000	1713316.80	250.0000	100.0000	40.0000	20.0000
		5300.0000	5402410.54				

Software Version: 4.1<1L22>
Date: 9/7/2016 03:21 PM
Sample Name : 1242 1000
Data File : E:\TC2015\ECD24\06-JUN\618B031.RAW Date: 6/18/2015 09:47 PM
Sequence File: E:\TC2015\ECD24\06-JUN\PCB.SEQ Cycle: 371 Channel : B
Instrument : AUTO_ECD24 Rack/Vial: 0/0 Operator:
Sample Amount : 1.0000 Dilution Factor : 1.00

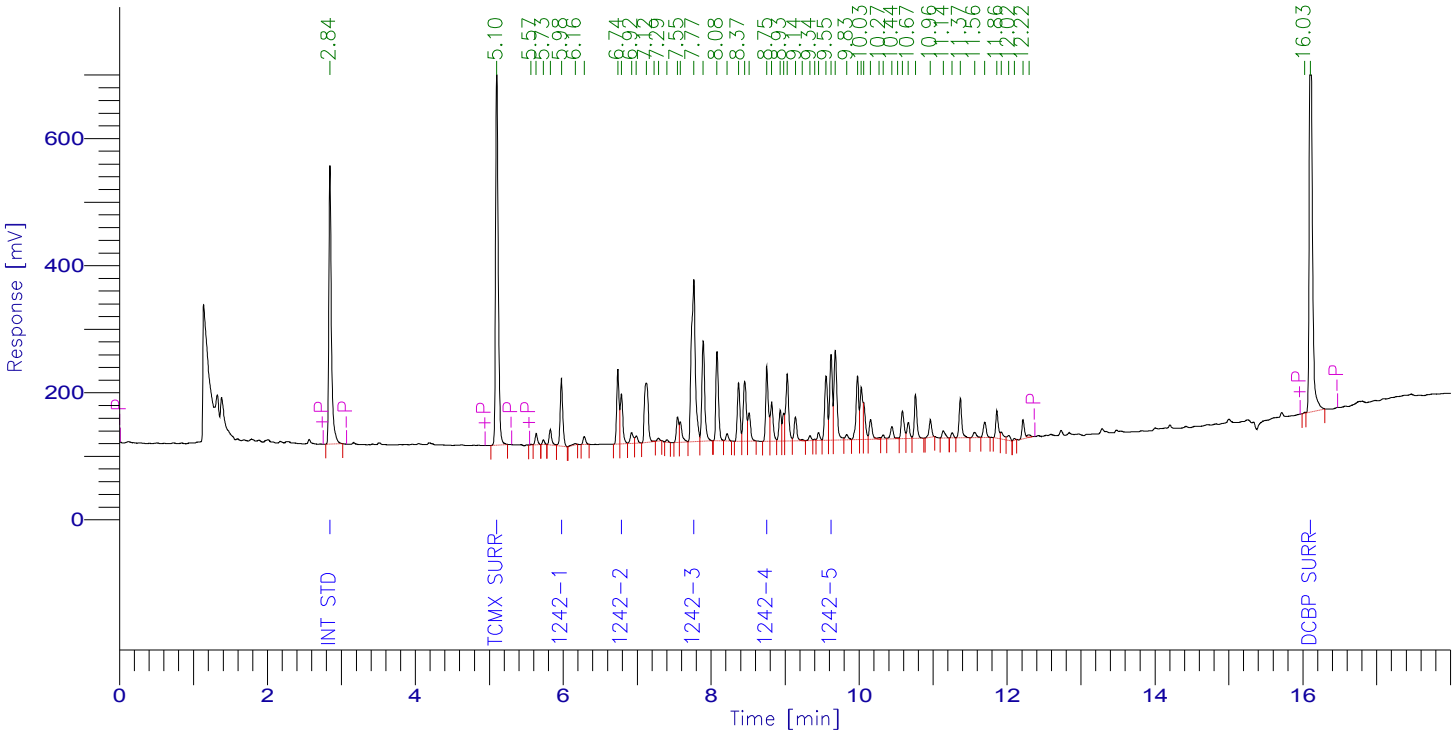

PCB Report

Time [min]	Component Name	Raw Amount	Area [µV·s]	Surrogate SM/WM	Surrogate QC / SL	Spike Rec Soils (%)	Spike Rec Water (%)
2.844	Int Std	100.0000	1060454.48	250.0000	100.0000	40.0000	20.0000
5.101	TCMX SURR	100.0000	1455956.16	250.0000	100.0000	40.0000	20.0000
5.975	1242-1	1000.0000	263248.84	2500.0000	1000.0000	400.0000	200.0000
6.786	1242-2	1000.0000	187553.58	2500.0000	1000.0000	400.0000	200.0000
7.765	1242-3	1000.0000	958538.75	2500.0000	1000.0000	400.0000	200.0000
8.752	1242-4	1000.0000	299646.96	2500.0000	1000.0000	400.0000	200.0000
9.620	1242-5	1000.0000	331405.32	2500.0000	1000.0000	400.0000	200.0000
16.104	DCBP SURR	100.0000	1883143.08	250.0000	100.0000	40.0000	20.0000
		5300.0000	6439947.17				

Software Version: 4.1<1L22>
Date: 9/7/2016 03:15 PM
Sample Name : 1248 1000
Data File : E:\TC2015\ECD24\06-JUN\618A032.RAW Date: 6/18/2015 10:10 PM
Sequence File: E:\TC2015\ECD24\06-JUN\PCB.SEQ Cycle: 372 Channel : A
Instrument : AUTO_ECD24 Rack/Vial: 0/0 Operator:
Sample Amount : 1.0000 Dilution Factor : 1.00

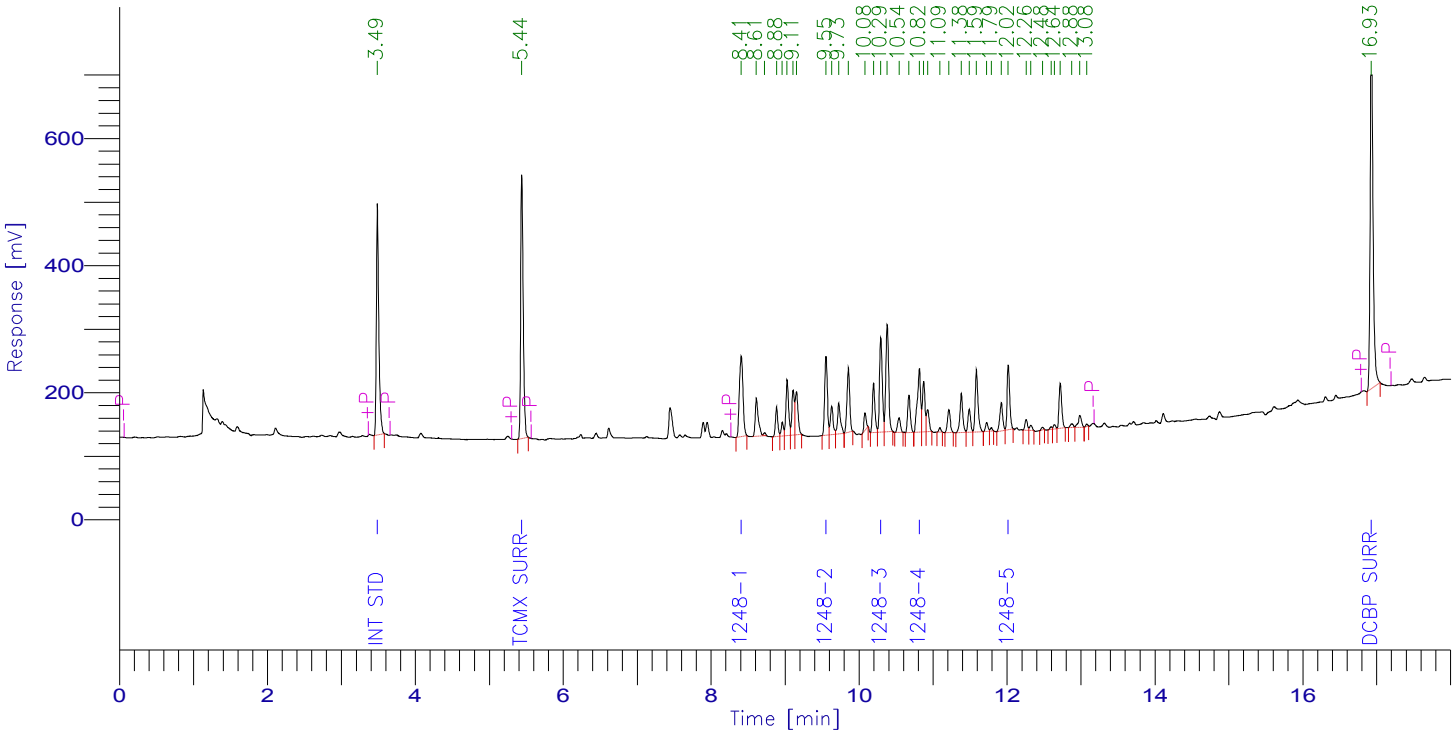

PCB Report

Time [min]	Component Name	Raw Amount	Area [µV·s]	Surrogate SM/WM	Surrogate QC / SL	Spike Rec Soils (%)	Spike Rec Water (%)
3.487	Int Std	100.0000	846378.08	250.0000	100.0000	40.0000	20.0000
5.440	TCMX SURR	100.0000	988644.48	250.0000	100.0000	40.0000	20.0000
8.408	1248-1	1000.0000	429994.08	2500.0000	1000.0000	400.0000	200.0000
9.551	1248-2	1000.0000	307425.41	2500.0000	1000.0000	400.0000	200.0000
10.294	1248-3	1000.0000	373557.88	2500.0000	1000.0000	400.0000	200.0000
10.815	1248-4	1000.0000	309330.54	2500.0000	1000.0000	400.0000	200.0000
12.017	1248-5	1000.0000	246555.66	2500.0000	1000.0000	400.0000	200.0000
16.927	DCBP SURR	100.0000	1558733.04	250.0000	100.0000	40.0000	20.0000
		5300.0000	5060619.17				

Software Version: 4.1<1L22>
Date: 9/7/2016 03:22 PM
Sample Name : 1248 1000
Data File : E:\TC2015\ECD24\06-JUN\618B032.RAW Date: 6/18/2015 10:10 PM
Sequence File: E:\TC2015\ECD24\06-JUN\PCB.SEQ Cycle: 372 Channel : B
Instrument : AUTO_ECD24 Rack/Vial: 0/0 Operator:
Sample Amount : 1.0000 Dilution Factor : 1.00

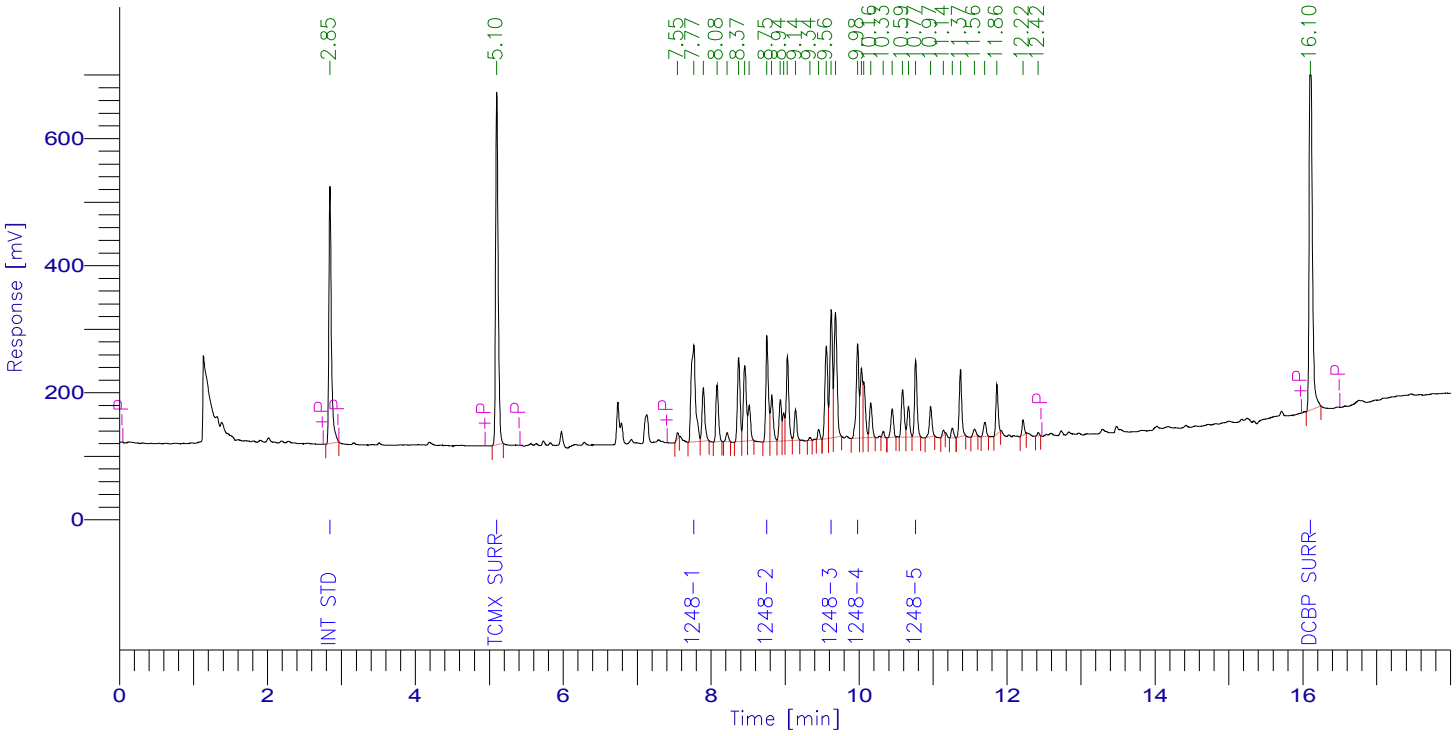

PCB Report

Time [min]	Component Name	Raw Amount	Area [µV·s]	Surrogate SM/WM	Surrogate QC / SL	Spike Rec Soils (%)	Spike Rec Water (%)
2.845	Int Std	100.0000	961758.00	250.0000	100.0000	40.0000	20.0000
5.102	TCMX SURR	100.0000	1301249.52	250.0000	100.0000	40.0000	20.0000
7.765	1248-1	1000.0000	628002.31	2500.0000	1000.0000	400.0000	200.0000
8.754	1248-2	1000.0000	419217.41	2500.0000	1000.0000	400.0000	200.0000
9.622	1248-3	1000.0000	479242.62	2500.0000	1000.0000	400.0000	200.0000
9.980	1248-4	1000.0000	384655.95	2500.0000	1000.0000	400.0000	200.0000
10.765	1248-5	1000.0000	287791.01	2500.0000	1000.0000	400.0000	200.0000
16.104	DCBP SURR	100.0000	1718862.96	250.0000	100.0000	40.0000	20.0000
		5300.0000	6180779.77				

Software Version: 4.1<1L22>
Date: 9/7/2016 03:15 PM
Sample Name : 1254 1000
Data File : E:\TC2015\ECD24\06-JUN\618A033.RAW Date: 6/18/2015 10:33 PM
Sequence File: E:\TC2015\ECD24\06-JUN\PCB.SEQ Cycle: 373 Channel : A
Instrument : AUTO_ECD24 Rack/Vial: 0/0 Operator:
Sample Amount : 1.0000 Dilution Factor : 1.00

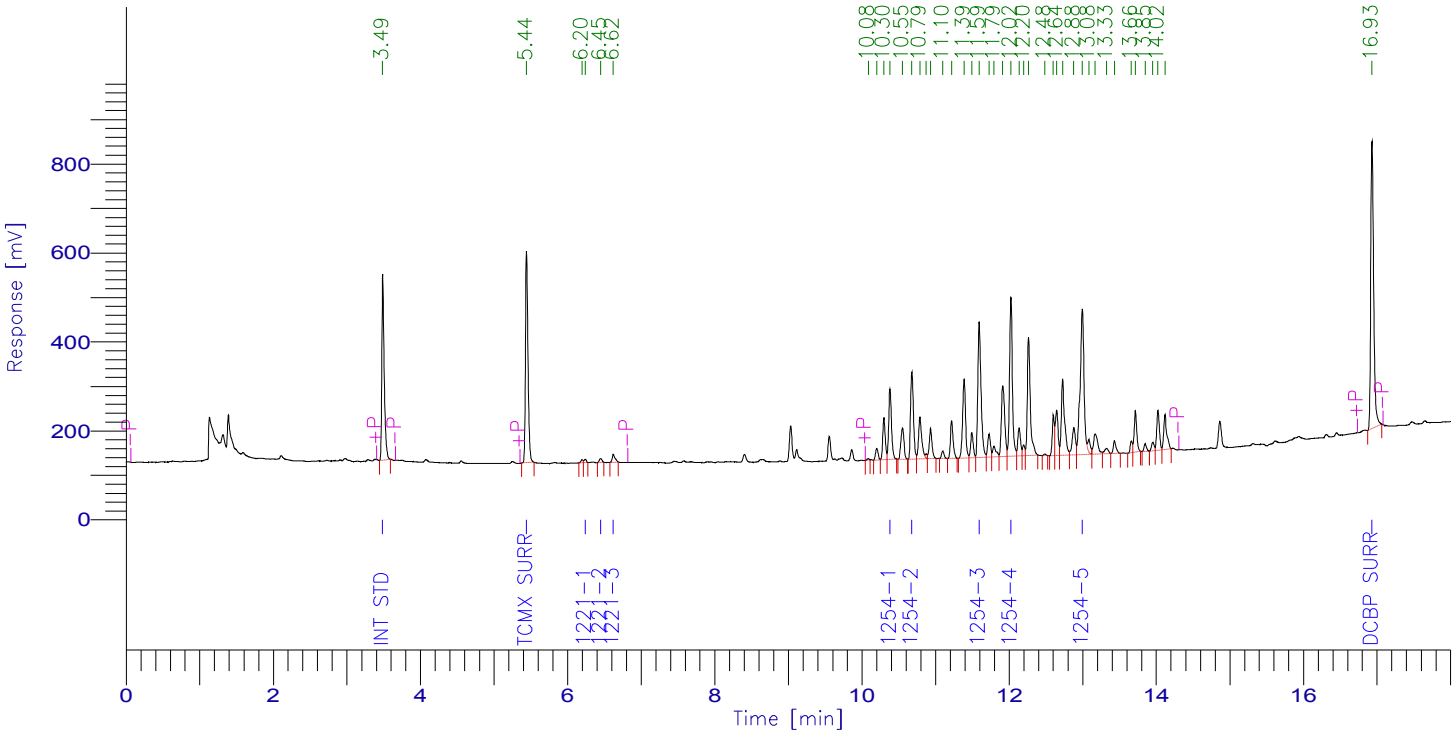

PCB Report

Time [min]	Component Name	Raw Amount	Area [µV·s]	Surrogate SM/WM	Surrogate QC / SL	Spike Rec Soils (%)	Spike Rec Water (%)
3.488	Int Std	100.0000	965592.16	250.0000	100.0000	40.0000	20.0000
5.442	TCMX SURR	100.0000	1135357.12	250.0000	100.0000	40.0000	20.0000
6.238	1221-1	100.0000	14636.37	250.0000	100.0000	40.0000	20.0000
6.447	1221-2	100.0000	21067.04	250.0000	100.0000	40.0000	20.0000
6.620	1221-3	100.0000	48752.32	250.0000	100.0000	40.0000	20.0000
10.380	1254-1	1000.0000	424119.70	2500.0000	1000.0000	400.0000	200.0000
10.677	1254-2	1000.0000	526300.87	2500.0000	1000.0000	400.0000	200.0000
11.591	1254-3	1000.0000	913709.82	2500.0000	1000.0000	400.0000	200.0000
12.022	1254-4	1000.0000	954486.28	2500.0000	1000.0000	400.0000	200.0000
12.992	1254-5	1000.0000	1223416.83	2500.0000	1000.0000	400.0000	200.0000
16.930	DCBP SURR	100.0000	1767776.88	250.0000	100.0000	40.0000	20.0000
		5600.0000	7995215.40				

Software Version: 4.1<1L22>
Date: 9/7/2016 03:22 PM
Sample Name : 1254 1000
Data File : E:\TC2015\ECD24\06-JUN\618B033.RAW Date: 6/18/2015 10:33 PM
Sequence File: E:\TC2015\ECD24\06-JUN\PCB.SEQ Cycle: 373 Channel : B
Instrument : AUTO_ECD24 Rack/Vial: 0/0 Operator:
Sample Amount : 1.0000 Dilution Factor : 1.00

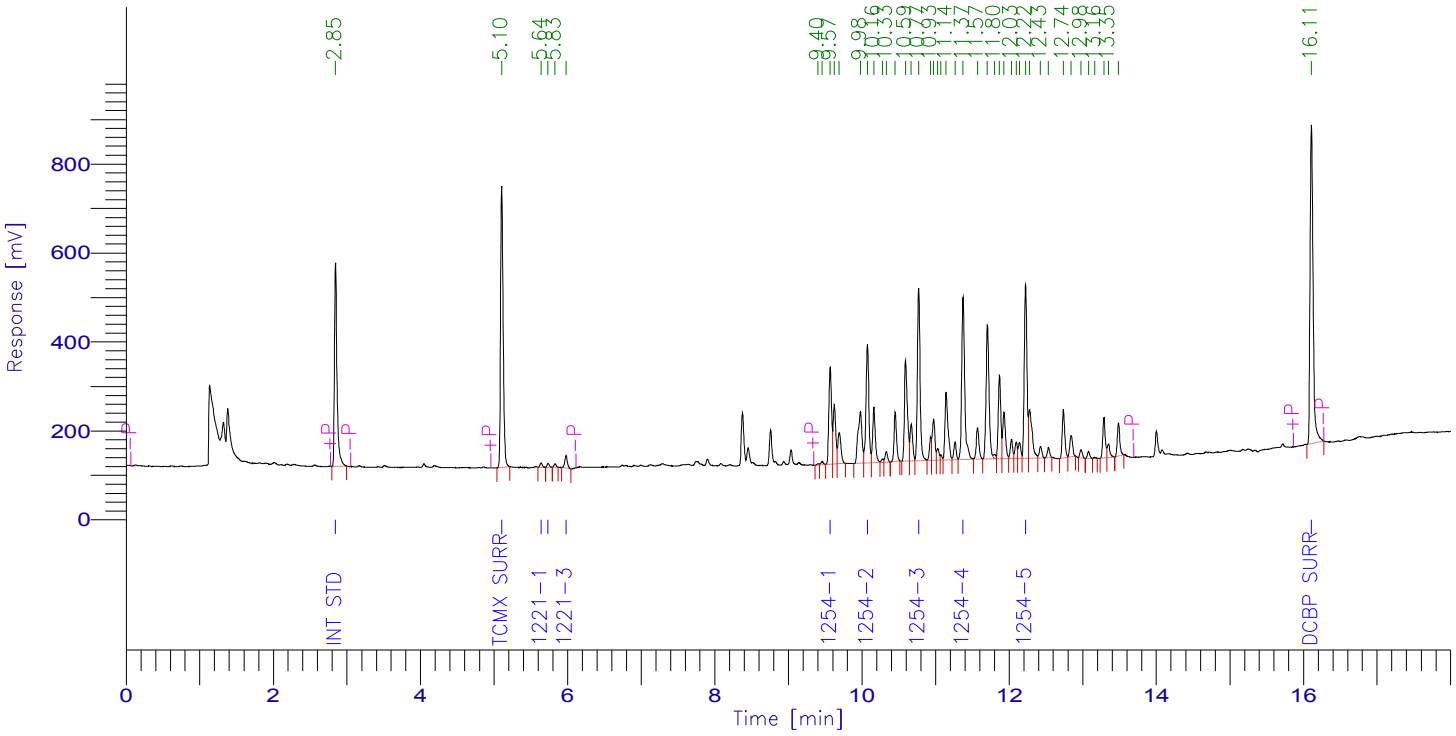

PCB Report

Time [min]	Component Name	Raw Amount	Area [µV·s]	Surrogate SM/WM	Surrogate QC / SL	Spike Rec Soils (%)	Spike Rec Water (%)
2.845	Int Std	100.0000	1098724.08	250.0000	100.0000	40.0000	20.0000
5.104	TCMX SURR	100.0000	1493448.16	250.0000	100.0000	40.0000	20.0000
5.639	1221-1	100.0000	20803.04	250.0000	100.0000	40.0000	20.0000
5.734	1221-2	100.0000	17655.12	250.0000	100.0000	40.0000	20.0000
5.977	1221-3	100.0000	70101.92	250.0000	100.0000	40.0000	20.0000
9.567	1254-1	1000.0000	548383.42	2500.0000	1000.0000	400.0000	200.0000
10.072	1254-2	1000.0000	715199.19	2500.0000	1000.0000	400.0000	200.0000
10.768	1254-3	1000.0000	975332.37	2500.0000	1000.0000	400.0000	200.0000
11.373	1254-4	1000.0000	1010934.58	2500.0000	1000.0000	400.0000	200.0000
12.221	1254-5	1000.0000	974084.71	2500.0000	1000.0000	400.0000	200.0000
16.106	DCBP SURR	100.0000	1967609.28	250.0000	100.0000	40.0000	20.0000
		5600.0000	8892275.86				

Software Version: 4.1<1L22>
Date: 9/7/2016 03:16 PM
Sample Name : 1262 1000
Data File : E:\TC2015\ECD24\06-JUN\618A034.RAW Date: 6/18/2015 10:56 PM
Sequence File: E:\TC2015\ECD24\06-JUN\PCB.SEQ Cycle: 374 Channel : A
Instrument : AUTO_ECD24 Rack/Vial: 0/0 Operator:
Sample Amount : 1.0000 Dilution Factor : 1.00

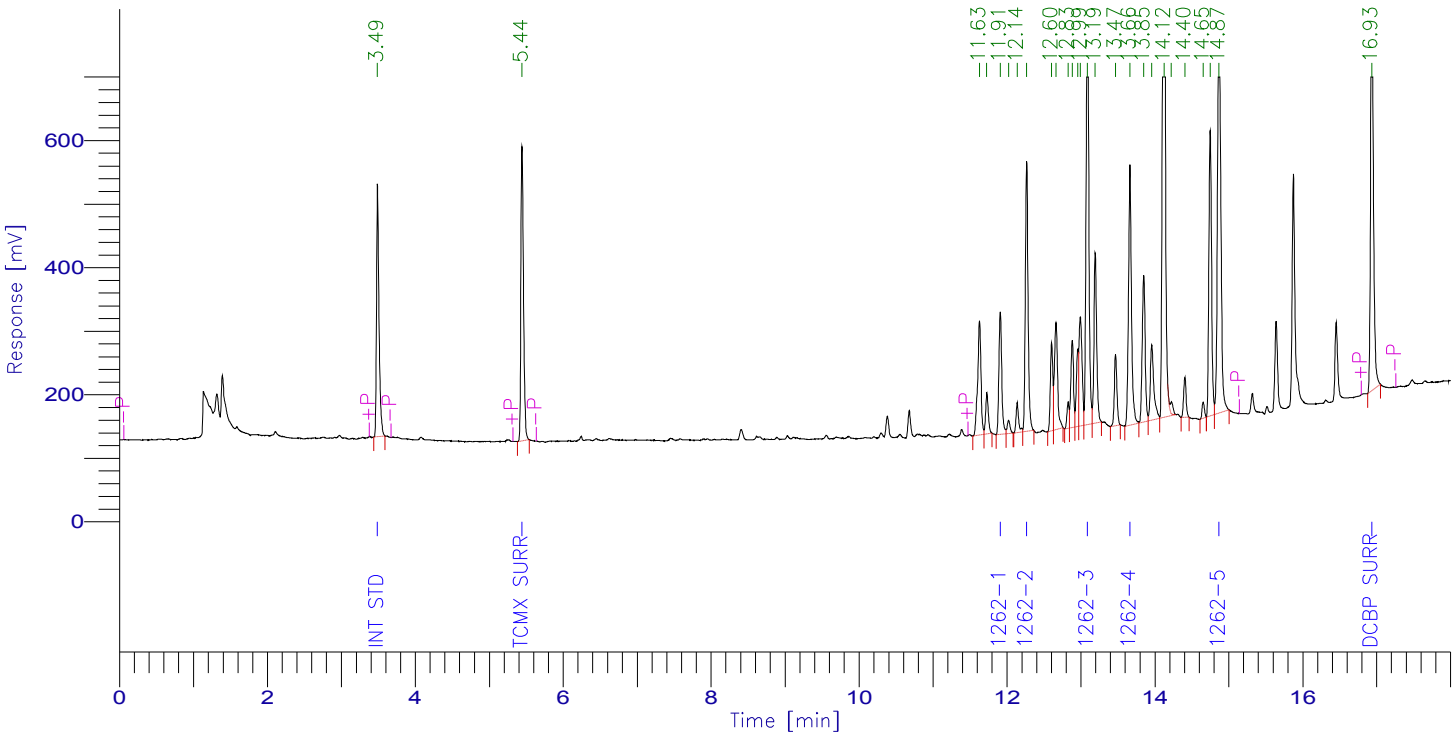

PCB Report

Time [min]	Component Name	Raw Amount	Area [µV·s]	Surrogate SM/WM	Surrogate QC / SL	Spike Rec Soils (%)	Spike Rec Water (%)
3.489	Int Std	100.0000	943953.12	250.0000	100.0000	40.0000	20.0000
5.443	TCMX SURR	100.0000	1121433.52	250.0000	100.0000	40.0000	20.0000
11.907	1262-1	1000.0000	510788.11	2500.0000	1000.0000	400.0000	200.0000
12.265	1262-2	1000.0000	1094651.70	2500.0000	1000.0000	400.0000	200.0000
13.087	1262-3	1000.0000	1703945.01	2500.0000	1000.0000	400.0000	200.0000
13.662	1262-4	1000.0000	1171952.43	2500.0000	1000.0000	400.0000	200.0000
14.866	1262-5	1000.0000	1968537.92	2500.0000	1000.0000	400.0000	200.0000
16.932	DCBP SURR	100.0000	1741224.24	250.0000	100.0000	40.0000	20.0000
		5300.0000	10256486.05				

Software Version: 4.1<1L22>
Date: 9/7/2016 03:23 PM
Sample Name : 1262 1000
Data File : E:\TC2015\ECD24\06-JUN\618B034.RAW Date: 6/18/2015 10:56 PM
Sequence File: E:\TC2015\ECD24\06-JUN\PCB.SEQ Cycle: 374 Channel : B
Instrument : AUTO_ECD24 Rack/Vial: 0/0 Operator:
Sample Amount : 1.0000 Dilution Factor : 1.00

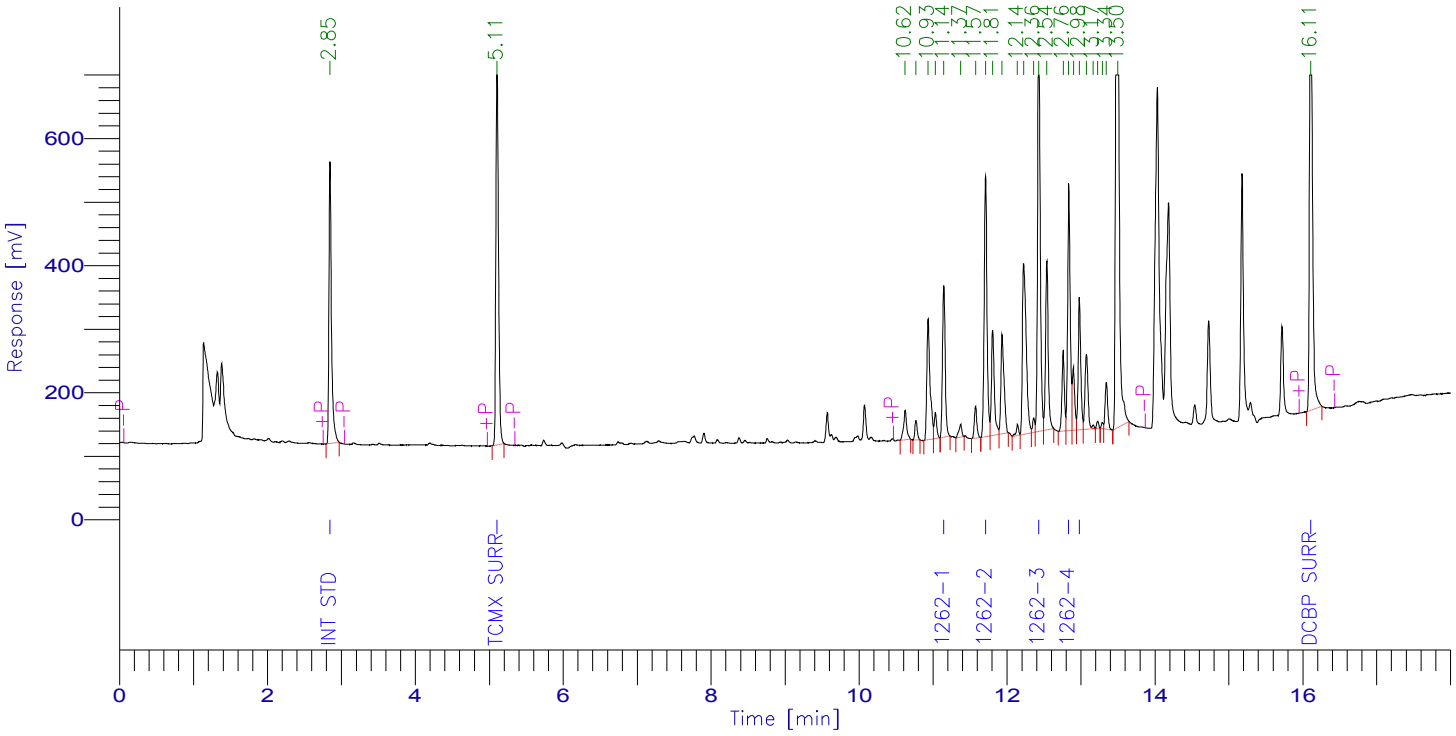

PCB Report

Time [min]	Component Name	Raw Amount	Area [µV·s]	Surrogate SM/WM	Surrogate QC / SL	Spike Rec Soils (%)	Spike Rec Water (%)
2.845	Int Std	100.0000	1063272.40	250.0000	100.0000	40.0000	20.0000
5.106	TCMX SURR	98.9330	1465729.60	247.3325	98.9330	39.5732	19.7866
11.144	1262-1	1021.7416	597559.52	2554.3540	1021.7416	408.6966	204.3483
11.709	1262-2	1172.3195	1083421.15	2930.7988	1172.3195	468.9278	234.4639
12.429	1262-3	980.0475	1587659.49	2450.1188	980.0475	392.0190	196.0095
12.835	1262-4	864.6057	965798.24	2161.5143	864.6057	345.8423	172.9211
12.978	1262-5	250.8461	514838.92	627.1152	250.8461	100.3384	50.1692
16.108	DCBP SURR	101.2431	1943195.36	253.1077	101.2431	40.4972	20.2486
		4589.7365	9221474.68				

Software Version: 4.1<1L22>
Date: 9/7/2016 03:17 PM
Sample Name : 1268 1000
Data File : E:\TC2015\ECD24\06-JUN\618A035.RAW Date: 6/18/2015 11:19 PM
Sequence File: E:\TC2015\ECD24\06-JUN\PCB.SEQ Cycle: 375 Channel : A
Instrument : AUTO_ECD24 Rack/Vial: 0/0 Operator:
Sample Amount : 1.0000 Dilution Factor : 1.00

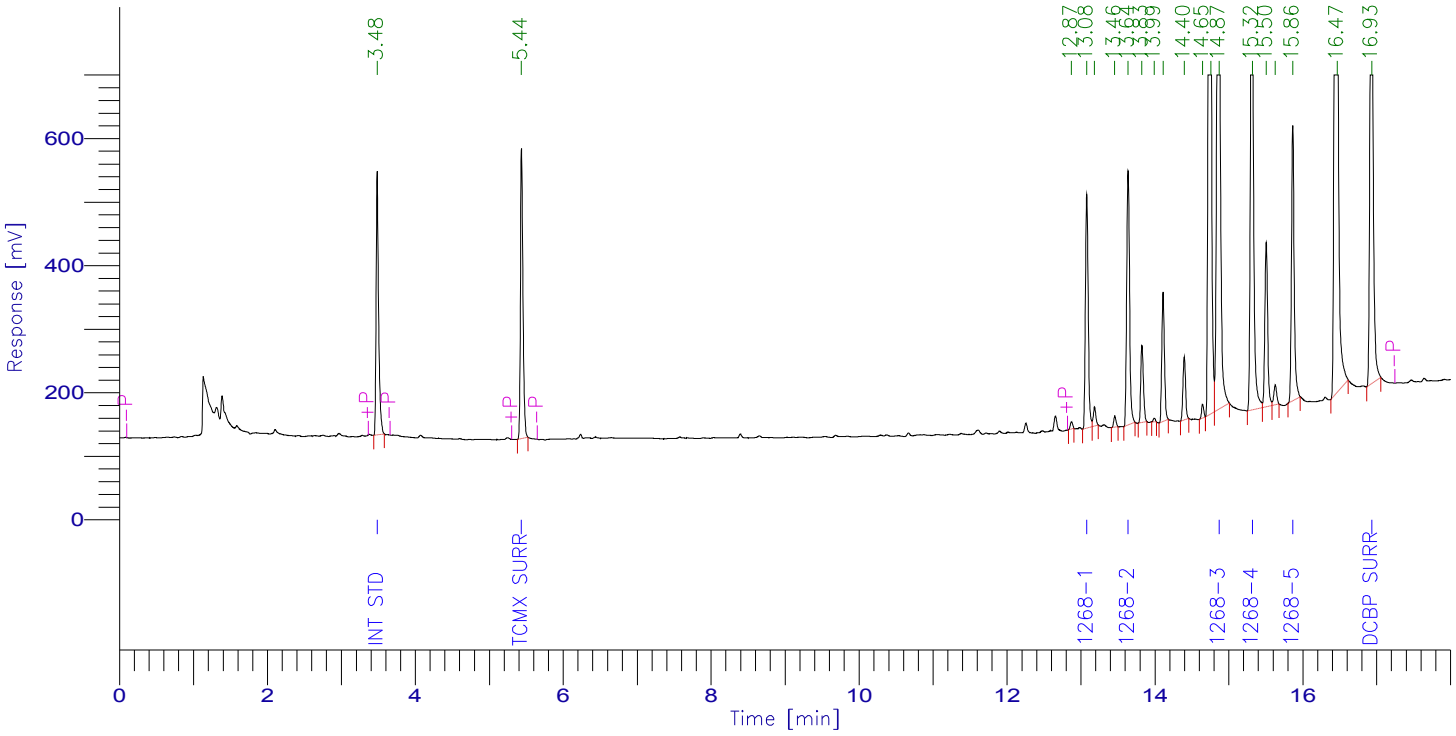

PCB Report

Time [min]	Component Name	Raw Amount	Area [µV·s]	Surrogate SM/WM	Surrogate QC / SL	Spike Rec Soils (%)	Spike Rec Water (%)
3.484	Int Std	100.0000	979801.12	250.0000	100.0000	40.0000	20.0000
5.436	TCMX SURR	100.0000	1092371.20	250.0000	100.0000	40.0000	20.0000
13.078	1268-1	1000.0000	938535.50	2500.0000	1000.0000	400.0000	200.0000
13.636	1268-2	1000.0000	1055620.32	2500.0000	1000.0000	400.0000	200.0000
14.868	1268-3	1000.0000	2972992.67	2500.0000	1000.0000	400.0000	200.0000
15.316	1268-4	1000.0000	2391798.38	2500.0000	1000.0000	400.0000	200.0000
15.862	1268-5	1000.0000	1114822.64	2500.0000	1000.0000	400.0000	200.0000
16.932	DCBP SURR	100.0000	2447701.76	250.0000	100.0000	40.0000	20.0000
		5300.0000	12993643.59				

Software Version: 4.1<1L22>
Date: 9/7/2016 03:24 PM
Sample Name : 1268 1000
Data File : E:\TC2015\ECD24\06-JUN\618B035.RAW Date: 6/18/2015 11:19 PM
Sequence File: E:\TC2015\ECD24\06-JUN\PCB.SEQ Cycle: 375 Channel : B
Instrument : AUTO_ECD24 Rack/Vial: 0/0 Operator:
Sample Amount : 1.0000 Dilution Factor : 1.00

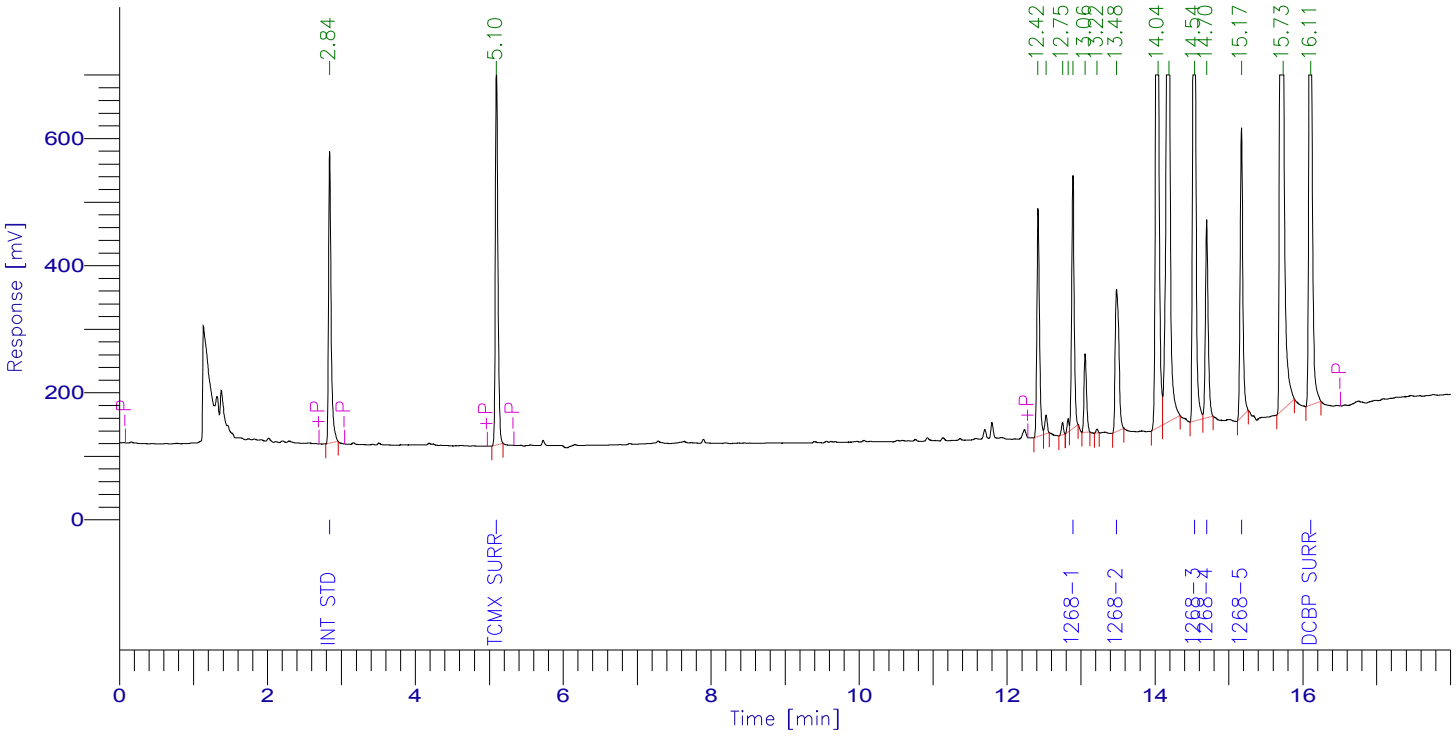

PCB Report

Time [min]	Component Name	Raw Amount	Area [µV·s]	Surrogate SM/WM	Surrogate QC / SL	Spike Rec Soils (%)	Spike Rec Water (%)
2.841	Int Std	100.0000	1094138.88	250.0000	100.0000	40.0000	20.0000
5.098	TCMX SURR	100.0000	1422320.24	250.0000	100.0000	40.0000	20.0000
12.890	1268-1	1000.0000	961997.06	2500.0000	1000.0000	400.0000	200.0000
13.481	1268-2	1000.0000	765246.32	2500.0000	1000.0000	400.0000	200.0000
14.535	1268-3	1000.0000	2421462.79	2500.0000	1000.0000	400.0000	200.0000
14.698	1268-4	1000.0000	831211.29	2500.0000	1000.0000	400.0000	200.0000
15.168	1268-5	1000.0000	1159120.96	2500.0000	1000.0000	400.0000	200.0000
16.108	DCBP SURR	100.0000	2613600.08	250.0000	100.0000	40.0000	20.0000
		5300.0000	11269097.62				

7D
PCB CALIBRATION VERIFICATION SUMMARY
Primary

Lab Name: Phoenix Environmental Client: NETC

Lab Code: Phoenix Case No.: SAS No.: SDG No.: GBY76292

GC Col A: RTX-440 ID: 0.53 (mm) Init. Calib. Date(s): 07/25/17 07/25/17

EPA Sample No.(PIBLK): HEX Date Analyzed: 08/02/17

LAB Sample ID (PIBLK): HEX - 802A018 Time Analyzed: 15:27

EPA Sample No.(PEM): Date Analyzed:

LAB Sample ID (PEM): Time Analyzed:

Instrument: CL_ECD1 File: 802A018

COMPOUND	RT	RT WINDOW FROM	RT WINDOW TO	CALC AMOUNT ppb	NOM AMOUNT ppb	% D		CF
Aroclor 1016-1		5.59	5.69	0.050U				
Aroclor 1016-2		6.72	6.82	0.050U				
Aroclor 1016-3		7.37	7.47	0.050U				
Aroclor 1016-4		7.69	7.79	0.050U				
Aroclor 1016-5		8.36	8.46	0.050U				
Aroclor 1260-1		10.73	10.87	0.050U				
Aroclor 1260-2		11.30	11.44	0.050U				
Aroclor 1260-3		11.81	11.95	0.050U				
Aroclor 1260-4		12.02	12.16	0.050U				
Aroclor 1260-5		12.42	12.56	0.050U				

QC LIMITS:
%D must be less than or equal to 20% (*) Criteria exceeded. CF=Calibration/Response Factor
Both channels need to have the compound detected for a concentration to be reported on either channel.

FORM VII PCB

7D
PCB CALIBRATION VERIFICATION SUMMARY
Confirmation

Lab Name: Phoenix Environmental Client: NETC

Lab Code: Phoenix Case No.: SAS No.: SDG No.: GBY76292

GC Col B: Rxi-Sil MS ID: 0.32 (mm) Init. Calib. Date(s): 07/25/17 07/25/17

EPA Sample No.(PIBLK): HEX Date Analyzed: 08/02/17

LAB Sample ID (PIBLK): HEX - 802B018 Time Analyzed: 15:27

EPA Sample No.(PEM): Date Analyzed:

LAB Sample ID (PEM): Time Analyzed:

Instrument: CL_ECD1 File: 802B018

COMPOUND	RT	RT WINDOW FROM	RT WINDOW TO	CALC AMOUNT ppb	NOM AMOUNT ppb	% D		CF
Aroclor 1016-1		6.21	6.31	0.050U				
Aroclor 1016-2		7.03	7.13	0.050U				
Aroclor 1016-3		7.98	8.08	0.050U				
Aroclor 1016-4		8.17	8.27	0.050U				
Aroclor 1016-5		9.10	9.20	0.050U				
Aroclor 1260-1		11.40	11.54	0.050U				
Aroclor 1260-2		11.76	11.90	0.050U				
Aroclor 1260-3		12.57	12.71	0.050U				
Aroclor 1260-4		12.67	12.81	0.050U				
Aroclor 1260-5		13.13	13.27	0.050U				

QC LIMITS:
%D must be less than or equal to 20% (*) Criteria exceeded. CF=Calibration/Response Factor
Both channels need to have the compound detected for a concentration to be reported on either channel.

FORM VII PCB

Client Id: Continuing Blank

Software Version: 4.1<1L22>
Date: 8/3/2017 10:45 AM
Sample Name : HEX
Data File : E:\TC2017\CL_ECD1\08-AUG\802A018.RAW Date: 8/2/2017 03:27 PM
Sequence File: E:\TC2017\CL_ECD1\08-AUG\PCBSEQ.SEQ Cycle: 22 Channel : A
Instrument : CL_ECD1 Rack/Vial: 0/1 Operator:
Sample Amount : 1.0000 Dilution Factor : 1.00

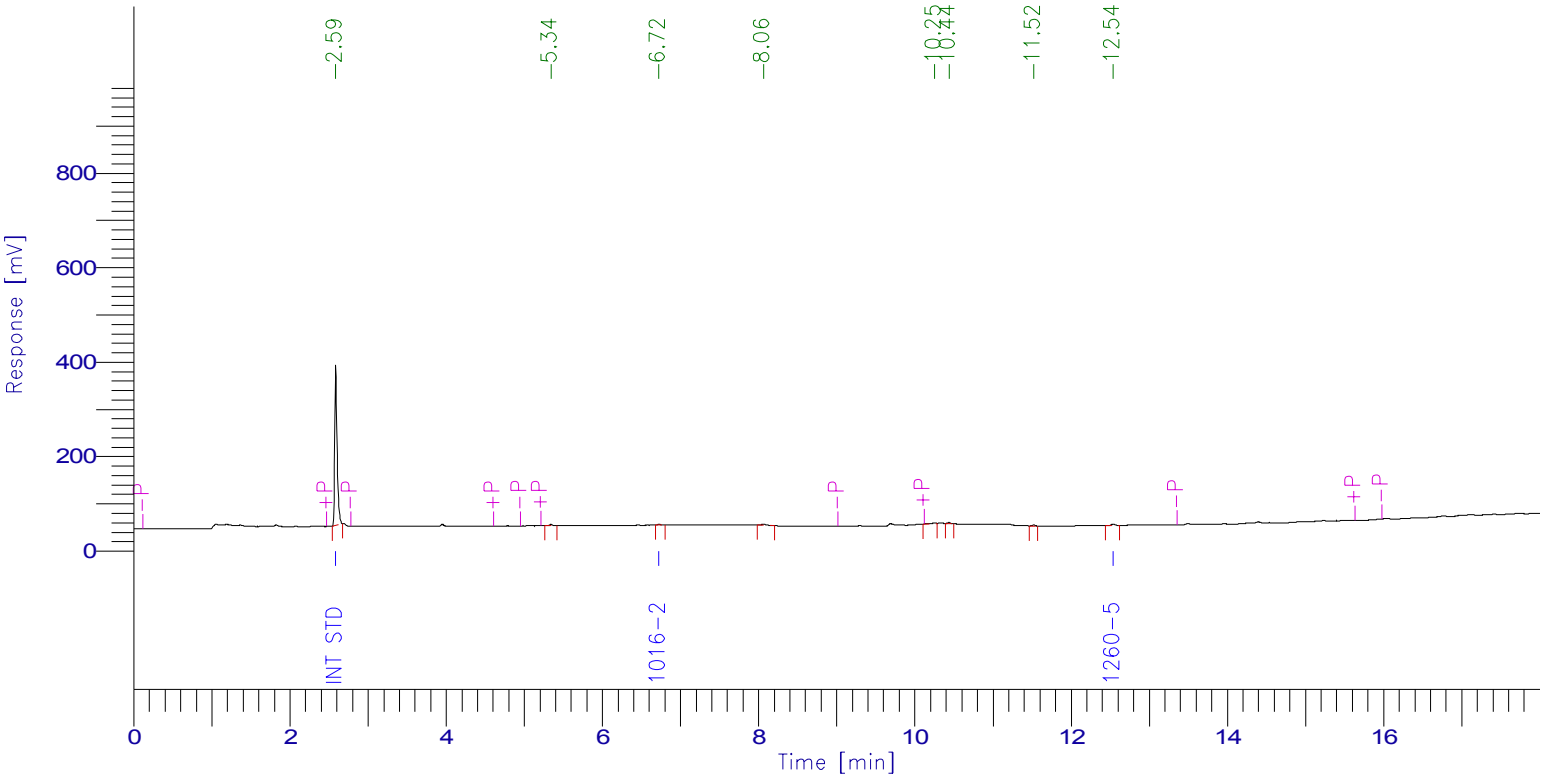

PCB Report

Time [min]	Component Name	Raw Amount	Area [µV·s]	Surrogate SM/WM	Surrogate QC / SL	Spike Rec Soils (%)	Spike Rec Water (%)
2.587	Int Std	100.0000	753997.22	250.0000	100.0000	40.0000	20.0000
4.778	TCMX SURR	0.0000	0.00	0.0000	0.0000	0.0000	0.0000
5.646	1016-1	0.0000	0.00	0.0000	0.0000	0.0000	0.0000
6.724	1016-2	13.8170	5598.80	34.5425	13.8170	5.5268	2.7634
7.425	1016-3	0.0000	0.00	0.0000	0.0000	0.0000	0.0000
7.738	1016-4	0.0000	0.00	0.0000	0.0000	0.0000	0.0000
8.414	1016-5	0.0000	0.00	0.0000	0.0000	0.0000	0.0000
10.801	1260-1	0.0000	0.00	0.0000	0.0000	0.0000	0.0000
11.368	1260-2	0.0000	0.00	0.0000	0.0000	0.0000	0.0000
11.880	1260-3	0.0000	0.00	0.0000	0.0000	0.0000	0.0000
12.090	1260-4	0.0000	0.00	0.0000	0.0000	0.0000	0.0000
12.539	1260-5	13.0704	7307.58	32.6761	13.0704	5.2282	2.6141
15.770	DCBP SURR	0.0000	0.00	0.0000	0.0000	0.0000	0.0000
		126.8874	766903.60				

Client Id: Continuing Blank

Software Version: 4.1<1L22>
Date: 8/3/2017 10:46 AM
Sample Name : HEX
Data File : E:\TC2017\CL_ECD1\08-AUG\802B018.RAW Date: 8/2/2017 03:27 PM
Sequence File: E:\TC2017\CL_ECD1\08-AUG\PCBSEQ.SEQ Cycle: 22 Channel : B
Instrument : CL_ECD1 Rack/Vial: 0/1 Operator:
Sample Amount : 1.0000 Dilution Factor : 1.00

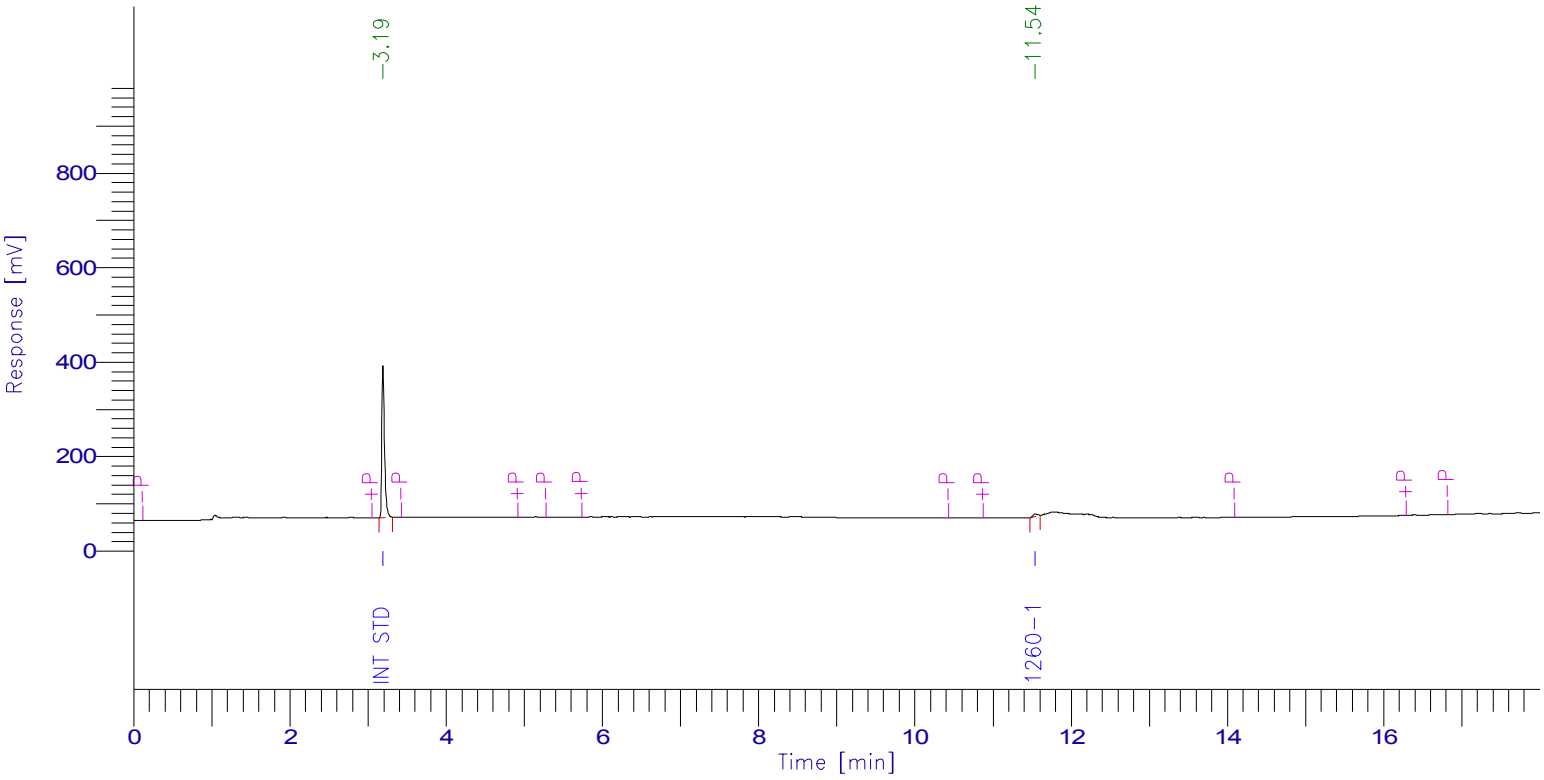

PCB Report

Time [min]	Component Name	Raw Amount	Area [µV·s]	Surrogate SM/WM	Surrogate QC / SL	Spike Rec Soils (%)	Spike Rec Water (%)
3.192	Int Std	100.0000	768017.05	250.0000	100.0000	40.0000	20.0000
5.103	TCMX SURR	0.0000	0.00	0.0000	0.0000	0.0000	0.0000
6.265	1016-1	0.0000	0.00	0.0000	0.0000	0.0000	0.0000
7.081	1016-2	0.0000	0.00	0.0000	0.0000	0.0000	0.0000
8.027	1016-3	0.0000	0.00	0.0000	0.0000	0.0000	0.0000
8.226	1016-4	0.0000	0.00	0.0000	0.0000	0.0000	0.0000
9.152	1016-5	0.0000	0.00	0.0000	0.0000	0.0000	0.0000
11.538	1260-1	28.3423	22280.53	70.8558	28.3423	11.3369	5.6685
11.831	1260-2	0.0000	0.00	0.0000	0.0000	0.0000	0.0000
12.641	1260-3	0.0000	0.00	0.0000	0.0000	0.0000	0.0000
12.746	1260-4	0.0000	0.00	0.0000	0.0000	0.0000	0.0000
13.205	1260-5	0.0000	0.00	0.0000	0.0000	0.0000	0.0000
16.433	DCBP SURR	0.0000	0.00	0.0000	0.0000	0.0000	0.0000
		128.3423	790297.58				

7D
PCB CALIBRATION VERIFICATION SUMMARY
Primary

Lab Name: Phoenix Environmental Client: NETC

Lab Code: Phoenix Case No.: SAS No.: SDG No.: GBY76292

GC Col A: RTX-440 ID: 0.53 (mm) Init. Calib. Date(s): 07/25/17 07/25/17

EPA Sample No.(PIBLK): Date Analyzed:

LAB Sample ID (PIBLK): Time Analyzed:

EPA Sample No.(PEM): MIX 600;15Y Date Analyzed: 08/02/17

LAB Sample ID (PEM): MIX 600;15Y - 802A019 Time Analyzed: 15:49

Instrument: CL_ECD1 File: 802A019

COMPOUND	RT	RT WINDOW FROM	RT WINDOW TO	RAW AMOUNT ppb	NOM AMOUNT ppb	% D		CF
Aroclor 1016-1	5.65	5.59	5.69	556	600	7		0.040
Aroclor 1016-2	6.78	6.72	6.82	540	600	10		0.054
Aroclor 1016-3	7.44	7.37	7.47	538	600	10		0.161
Aroclor 1016-4	7.75	7.69	7.79	555	600	8		0.051
Aroclor 1016-5	8.43	8.36	8.46	574	600	4		0.046
Aroclor 1260-1	10.82	10.73	10.87	556	600	7		0.090
Aroclor 1260-2	11.39	11.30	11.44	545	600	9		0.144
Aroclor 1260-3	11.91	11.81	11.95	563	600	6		0.140
Aroclor 1260-4	12.12	12.02	12.16	560	600	7		0.092
Aroclor 1260-5	12.52	12.42	12.56	550	600	8		0.074

QC LIMITS:
%D must be less than or equal to 20% (*) Criteria exceeded. CF=Calibration/Response Factor

FORM VII PCB

7D
PCB CALIBRATION VERIFICATION SUMMARY
Confirmation

Lab Name: Phoenix Environmental Client: NETC

Lab Code: Phoenix Case No.: SAS No.: SDG No.: GBY76292

GC Col B: Rxi-Sil MS ID: 0.32 (mm) Init. Calib. Date(s): 07/25/17 07/25/17

EPA Sample No.(PIBLK): Date Analyzed:

LAB Sample ID (PIBLK): Time Analyzed:

EPA Sample No.(PEM): MIX 600;15Y Date Analyzed: 08/02/17

LAB Sample ID (PEM): MIX 600;15Y - 802B019 Time Analyzed: 15:49

Instrument: CL_ECD1 File: 802B019

COMPOUND	RT	RT WINDOW FROM	RT WINDOW TO	RAW AMOUNT ppb	NOM AMOUNT ppb	% D		CF
Aroclor 1016-1	6.27	6.21	6.31	556	600	7		0.048
Aroclor 1016-2	7.09	7.03	7.13	546	600	9		0.096
Aroclor 1016-3	8.04	7.98	8.08	537	600	11		0.182
Aroclor 1016-4	8.24	8.17	8.27	575	600	4		0.074
Aroclor 1016-5	9.17	9.10	9.20	573	600	5		0.058
Aroclor 1260-1	11.50	11.40	11.54	557	600	7		0.102
Aroclor 1260-2	11.86	11.76	11.90	559	600	7		0.115
Aroclor 1260-3	12.67	12.57	12.71	578	600	4		0.085
Aroclor 1260-4	12.78	12.67	12.81	593	600	1		0.047
Aroclor 1260-5	13.24	13.13	13.27	571	600	5		0.094

QC LIMITS:
%D must be less than or equal to 20% (*) Criteria exceeded. CF=Calibration/Response Factor

FORM VII PCB

Client Id: Continuing Calibration

Software Version: 4.1<1L22>
Date: 8/3/2017 10:45 AM
Sample Name : MIX 600;15Y
Data File : E:\TC2017\CL_ECD1\08-AUG\802A019.RAW Date: 8/2/2017 03:49 PM
Sequence File: E:\TC2017\CL_ECD1\08-AUG\PCBSEQ.SEQ Cycle: 23 Channel : A
Instrument : CL_ECD1 Rack/Vial: 0/17 Operator:
Sample Amount : 1.0000 Dilution Factor : 1.00

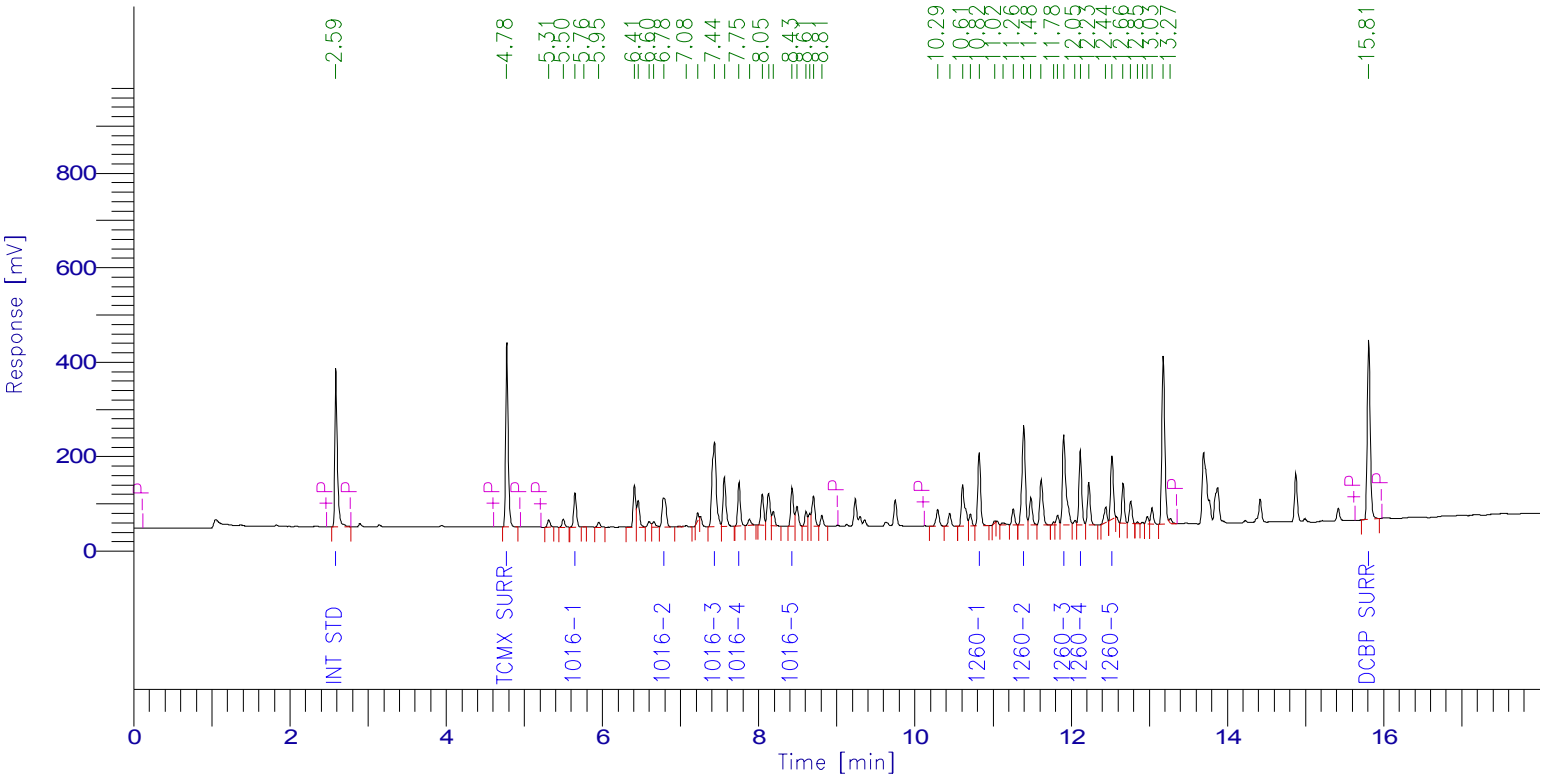

PCB Report

Time [min]	Component Name	Raw Amount	Area [µV·s]	Surrogate SM/WM	Surrogate QC / SL	Spike Rec Soils (%)	Spike Rec Water (%)
2.589	Int Std	100.0000	775193.78	250.0000	100.0000	40.0000	20.0000
4.777	TCMX SURR	71.4472	890678.17	178.6180	71.4472	28.5789	14.2894
5.650	1016-1	556.2624	171380.47	1390.6560	556.2624	222.5050	111.2525
6.784	1016-2	540.3709	225119.80	1350.9273	540.3709	216.1484	108.0742
7.436	1016-3	538.4212	672144.27	1346.0531	538.4212	215.3685	107.6842
7.749	1016-4	555.2777	221583.92	1388.1944	555.2777	222.1111	111.0555
8.426	1016-5	574.0303	204211.87	1435.0759	574.0303	229.6121	114.8061
10.822	1260-1	555.8590	387772.63	1389.6475	555.8590	222.3436	111.1718
11.392	1260-2	545.0505	607833.33	1362.6261	545.0505	218.0202	109.0101
11.905	1260-3	563.3695	610225.57	1408.4237	563.3695	225.3478	112.6739
12.116	1260-4	560.3695	398839.90	1400.9238	560.3695	224.1478	112.0739
12.521	1260-5	549.7337	315992.52	1374.3343	549.7337	219.8935	109.9467
15.808	DCBP SURR	75.8413	984158.46	189.6033	75.8413	30.3365	15.1683
		5786.0333	6465134.70				

Software Version: 4.1<1L22>
Date: 8/3/2017 10:46 AM
Sample Name : MIX 600;15Y
Data File : E:\TC2017\CL_ECD1\08-AUG\802B019.RAW Date: 8/2/2017 03:49 PM
Sequence File: E:\TC2017\CL_ECD1\08-AUG\PCBSEQ.SEQ Cycle: 23 Channel : B
Instrument : CL_ECD1 Rack/Vial: 0/17 Operator:
Sample Amount : 1.0000 Dilution Factor : 1.00

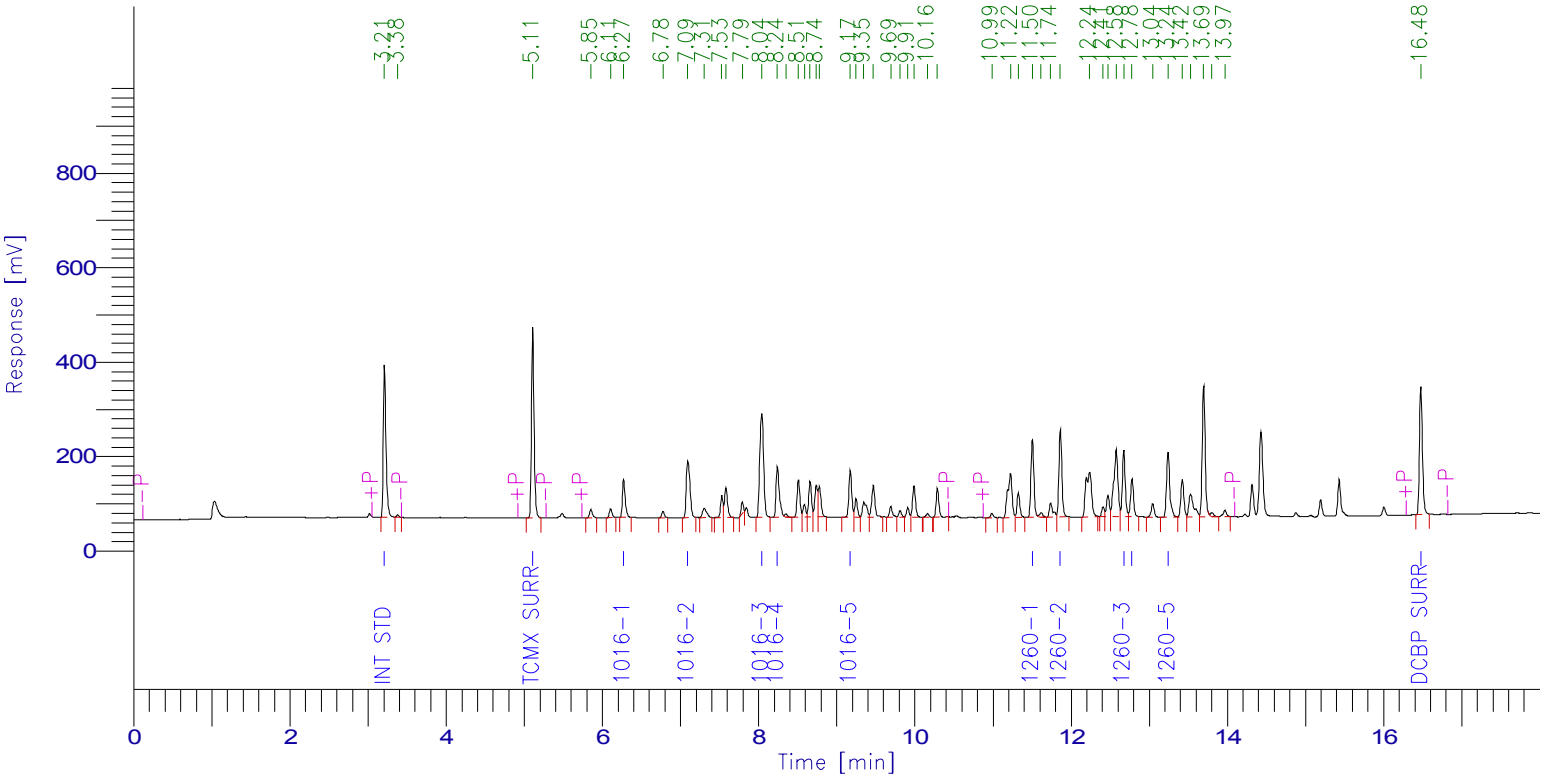

PCB Report

Time [min]	Component Name	Raw Amount	Area [µV·s]	Surrogate SM/WM	Surrogate QC / SL	Spike Rec Soils (%)	Spike Rec Water (%)
3.211	Int Std	100.0000	757334.42	250.0000	100.0000	40.0000	20.0000
5.108	TCMX SURR	70.8232	960760.09	177.0580	70.8232	28.3293	14.1646
6.272	1016-1	555.5247	203832.98	1388.8118	555.5247	222.2099	111.1049
7.094	1016-2	546.3928	396396.62	1365.9821	546.3928	218.5571	109.2786
8.041	1016-3	537.2532	740407.59	1343.1330	537.2532	214.9013	107.4506
8.241	1016-4	574.7225	320857.95	1436.8064	574.7225	229.8890	114.9445
9.173	1016-5	573.1893	249915.81	1432.9733	573.1893	229.2757	114.6379
11.502	1260-1	557.0583	431824.81	1392.6458	557.0583	222.8233	111.4117
11.860	1260-2	558.9843	488624.53	1397.4608	558.9843	223.5937	111.7969
12.673	1260-3	577.6368	369821.01	1444.0920	577.6368	231.0547	115.5274
12.778	1260-4	593.0575	209975.19	1482.6439	593.0575	237.2230	118.6115
13.239	1260-5	570.8260	406333.60	1427.0650	570.8260	228.3304	114.1652
16.475	DCBP SURR	76.0554	729285.96	190.1385	76.0554	30.4222	15.2111
		5891.5243	6265370.54				

7D
PCB CALIBRATION VERIFICATION SUMMARY
Primary

Lab Name: Phoenix Environmental Client: NETC

Lab Code: Phoenix Case No.: SAS No.: SDG No.: GBY76292

GC Col A: RTX-440 ID: 0.53 (mm) Init. Calib. Date(s): 07/25/17 07/25/17

EPA Sample No.(PIBLK): HEX Date Analyzed: 08/02/17

LAB Sample ID (PIBLK): HEX - 802A031 Time Analyzed: 22:39

EPA Sample No.(PEM): Date Analyzed:

LAB Sample ID (PEM): Time Analyzed:

Instrument: CL_ECD1 File: 802A031

COMPOUND	RT	RT WINDOW FROM	RT WINDOW TO	CALC AMOUNT ppb	NOM AMOUNT ppb	% D		CF
Aroclor 1016-1		5.59	5.69	0.050U				
Aroclor 1016-2		6.72	6.82	0.050U				
Aroclor 1016-3		7.37	7.47	0.050U				
Aroclor 1016-4		7.69	7.79	0.050U				
Aroclor 1016-5		8.36	8.46	0.050U				
Aroclor 1260-1		10.73	10.87	0.050U				
Aroclor 1260-2		11.30	11.44	0.050U				
Aroclor 1260-3		11.81	11.95	0.050U				
Aroclor 1260-4		12.02	12.16	0.050U				
Aroclor 1260-5		12.42	12.56	0.050U				

QC LIMITS:
%D must be less than or equal to 20% (*) Criteria exceeded. CF=Calibration/Response Factor
Both channels need to have the compound detected for a concentration to be reported on either channel.

FORM VII PCB

7D
PCB CALIBRATION VERIFICATION SUMMARY
Confirmation

Lab Name: Phoenix Environmental Client: NETC

Lab Code: Phoenix Case No.: SAS No.: SDG No.: GBY76292

GC Col B: Rxi-Sil MS ID: 0.32 (mm) Init. Calib. Date(s): 07/25/17 07/25/17

EPA Sample No.(PIBLK): HEX Date Analyzed: 08/02/17

LAB Sample ID (PIBLK): HEX - 802B031 Time Analyzed: 22:39

EPA Sample No.(PEM): Date Analyzed:

LAB Sample ID (PEM): Time Analyzed:

Instrument: CL_ECD1 File: 802B031

COMPOUND	RT	RT WINDOW FROM	RT WINDOW TO	CALC AMOUNT ppb	NOM AMOUNT ppb	% D		CF
Aroclor 1016-1		6.21	6.31	0.050U				
Aroclor 1016-2		7.03	7.13	0.050U				
Aroclor 1016-3		7.98	8.08	0.050U				
Aroclor 1016-4		8.17	8.27	0.050U				
Aroclor 1016-5		9.10	9.20	0.050U				
Aroclor 1260-1		11.40	11.54	0.050U				
Aroclor 1260-2		11.76	11.90	0.050U				
Aroclor 1260-3		12.57	12.71	0.050U				
Aroclor 1260-4		12.67	12.81	0.050U				
Aroclor 1260-5		13.13	13.27	0.050U				

QC LIMITS:
%D must be less than or equal to 20% (*) Criteria exceeded. CF=Calibration/Response Factor
Both channels need to have the compound detected for a concentration to be reported on either channel.

FORM VII PCB

Client Id: Continuing Blank

Software Version: 4.1<1L22>
Date: 8/3/2017 10:45 AM
Sample Name : HEX
Data File : E:\TC2017\CL_ECD1\08-AUG\802A031.RAW Date: 8/2/2017 10:39 PM
Sequence File: E:\TC2017\CL_ECD1\08-AUG\PCBSEQ.SEQ Cycle: 35 Channel : A
Instrument : CL_ECD1 Rack/Vial: 0/1 Operator:
Sample Amount : 1.0000 Dilution Factor : 1.00

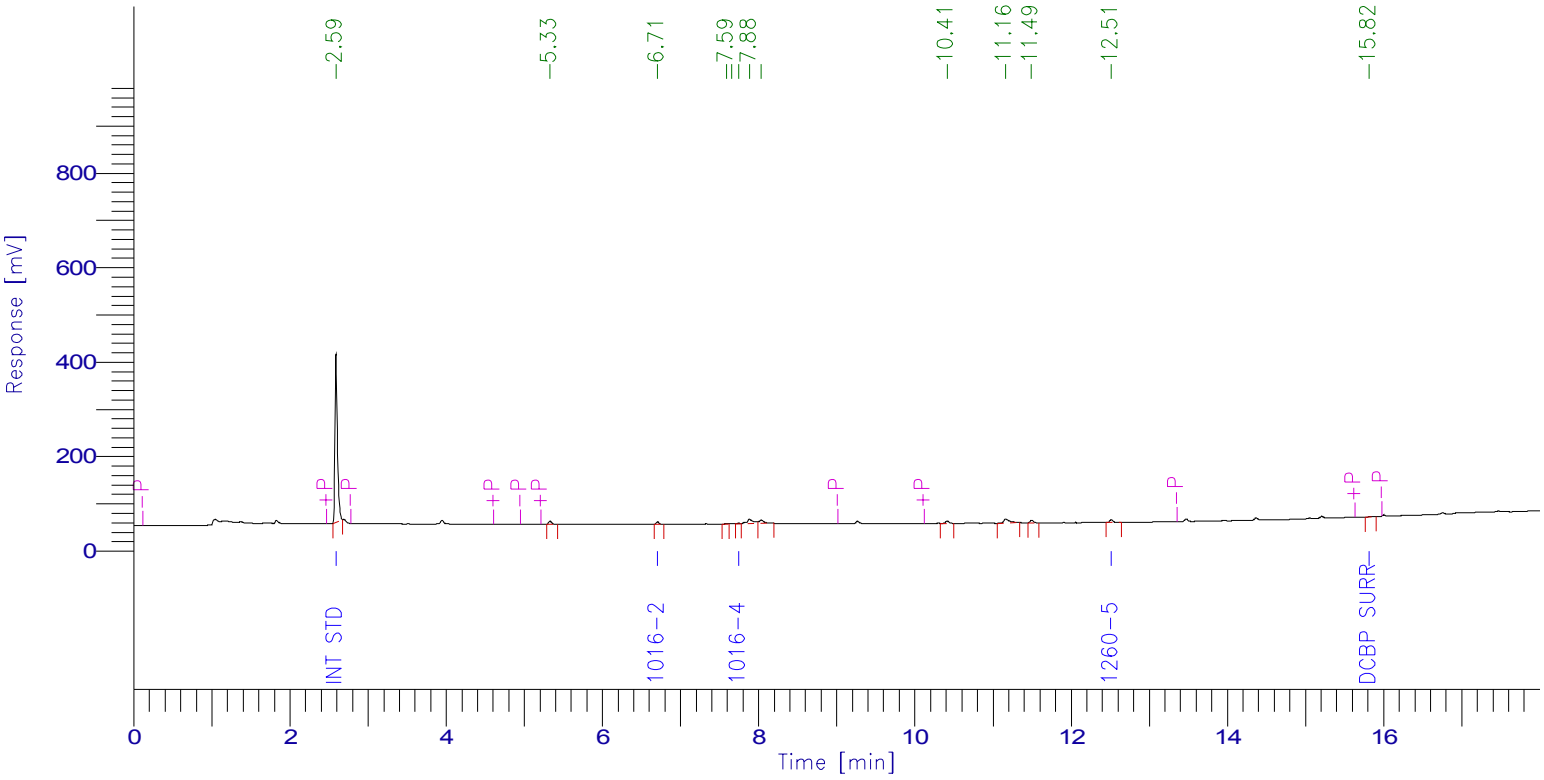

PCB Report

Time [min]	Component Name	Raw Amount	Area [µV·s]	Surrogate SM/WM	Surrogate QC / SL	Spike Rec Soils (%)	Spike Rec Water (%)
2.590	Int Std	100.0000	824918.36	250.0000	100.0000	40.0000	20.0000
4.778	TCMX SURR	0.0000	0.00	0.0000	0.0000	0.0000	0.0000
5.646	1016-1	0.0000	0.00	0.0000	0.0000	0.0000	0.0000
6.705	1016-2	30.7614	13637.33	76.9036	30.7614	12.3046	6.1523
7.425	1016-3	0.0000	0.00	0.0000	0.0000	0.0000	0.0000
7.745	1016-4	8.0782	3430.40	20.1956	8.0782	3.2313	1.6156
8.414	1016-5	0.0000	0.00	0.0000	0.0000	0.0000	0.0000
10.801	1260-1	0.0000	0.00	0.0000	0.0000	0.0000	0.0000
11.368	1260-2	0.0000	0.00	0.0000	0.0000	0.0000	0.0000
11.880	1260-3	0.0000	0.00	0.0000	0.0000	0.0000	0.0000
12.090	1260-4	0.0000	0.00	0.0000	0.0000	0.0000	0.0000
12.513	1260-5	28.6150	17503.28	71.5376	28.6150	11.4460	5.7230
15.816	DCBP SURR	0.1319	1820.95	0.3297	0.1319	0.0527	0.0264
		167.5866	861310.32				

Client Id: Continuing Blank

Software Version: 4.1<1L22>
Date: 8/3/2017 10:46 AM
Sample Name : HEX
Data File : E:\TC2017\CL_ECD1\08-AUG\802B031.RAW Date: 8/2/2017 10:39 PM
Sequence File: E:\TC2017\CL_ECD1\08-AUG\PCBSEQ.SEQ Cycle: 35 Channel : B
Instrument : CL_ECD1 Rack/Vial: 0/1 Operator:
Sample Amount : 1.0000 Dilution Factor : 1.00

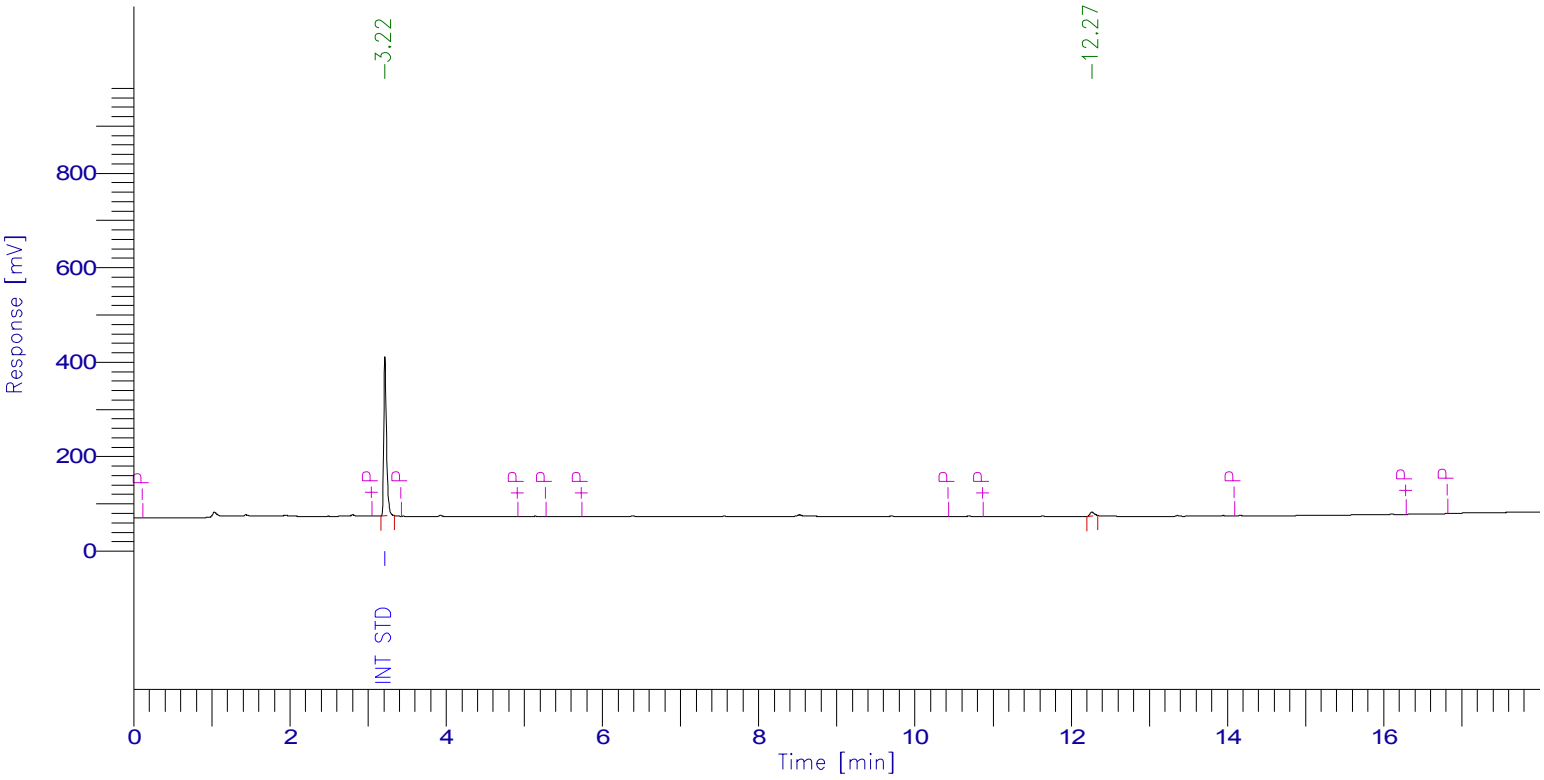

PCB Report

Time [min]	Component Name	Raw Amount	Area [µV·s]	Surrogate SM/WM	Surrogate QC / SL	Spike Rec Soils (%)	Spike Rec Water (%)
3.217	Int Std	100.0000	804385.98	250.0000	100.0000	40.0000	20.0000
5.103	TCMX SURR	0.0000	0.00	0.0000	0.0000	0.0000	0.0000
6.265	1016-1	0.0000	0.00	0.0000	0.0000	0.0000	0.0000
7.081	1016-2	0.0000	0.00	0.0000	0.0000	0.0000	0.0000
8.027	1016-3	0.0000	0.00	0.0000	0.0000	0.0000	0.0000
8.226	1016-4	0.0000	0.00	0.0000	0.0000	0.0000	0.0000
9.152	1016-5	0.0000	0.00	0.0000	0.0000	0.0000	0.0000
11.474	1260-1	0.0000	0.00	0.0000	0.0000	0.0000	0.0000
11.831	1260-2	0.0000	0.00	0.0000	0.0000	0.0000	0.0000
12.641	1260-3	0.0000	0.00	0.0000	0.0000	0.0000	0.0000
12.746	1260-4	0.0000	0.00	0.0000	0.0000	0.0000	0.0000
13.205	1260-5	0.0000	0.00	0.0000	0.0000	0.0000	0.0000
16.433	DCBP SURR	0.0000	0.00	0.0000	0.0000	0.0000	0.0000
		100.0000	804385.98				

7D
PCB CALIBRATION VERIFICATION SUMMARY
Primary

Lab Name: Phoenix Environmental Client: NETC

Lab Code: Phoenix Case No.: SAS No.: SDG No.: GBY76292

GC Col A: RTX-440 ID: 0.53 (mm) Init. Calib. Date(s): 07/25/17 07/25/17

EPA Sample No.(PIBLK): Date Analyzed:

LAB Sample ID (PIBLK): Time Analyzed:

EPA Sample No.(PEM): MIX 600;15Y Date Analyzed: 08/02/17

LAB Sample ID (PEM): MIX 600;15Y - 802A032 Time Analyzed: 23:01

Instrument: CL_ECD1 File: 802A032

COMPOUND	RT	RT WINDOW FROM	RT WINDOW TO	RAW AMOUNT ppb	NOM AMOUNT ppb	% D		CF
Aroclor 1016-1	5.65	5.59	5.69	590	600	2		0.040
Aroclor 1016-2	6.79	6.72	6.82	562	600	6		0.054
Aroclor 1016-3	7.44	7.37	7.47	571	600	5		0.161
Aroclor 1016-4	7.75	7.69	7.79	630	600	5		0.051
Aroclor 1016-5	8.43	8.36	8.46	609	600	2		0.046
Aroclor 1260-1	10.83	10.73	10.87	580	600	3		0.090
Aroclor 1260-2	11.40	11.30	11.44	571	600	5		0.144
Aroclor 1260-3	11.91	11.81	11.95	599	600	0		0.140
Aroclor 1260-4	12.12	12.02	12.16	596	600	1		0.092
Aroclor 1260-5	12.53	12.42	12.56	580	600	3		0.074

QC LIMITS:
%D must be less than or equal to 20% (*) Criteria exceeded. CF=Calibration/Response Factor

FORM VII PCB

7D
PCB CALIBRATION VERIFICATION SUMMARY
Confirmation

Lab Name: Phoenix Environmental Client: NETC

Lab Code: Phoenix Case No.: SAS No.: SDG No.: GBY76292

GC Col B: Rxi-Sil MS ID: 0.32 (mm) Init. Calib. Date(s): 07/25/17 07/25/17

EPA Sample No.(PIBLK): Date Analyzed:

LAB Sample ID (PIBLK): Time Analyzed:

EPA Sample No.(PEM): MIX 600;15Y Date Analyzed: 08/02/17

LAB Sample ID (PEM): MIX 600;15Y - 802B032 Time Analyzed: 23:01

Instrument: CL_ECD1 File: 802B032

COMPOUND	RT	RT WINDOW FROM	RT WINDOW TO	RAW AMOUNT ppb	NOM AMOUNT ppb	% D		CF
Aroclor 1016-1	6.28	6.21	6.31	567	600	6		0.048
Aroclor 1016-2	7.10	7.03	7.13	555	600	8		0.096
Aroclor 1016-3	8.05	7.98	8.08	549	600	9		0.182
Aroclor 1016-4	8.25	8.17	8.27	554	600	8		0.074
Aroclor 1016-5	9.18	9.10	9.20	578	600	4		0.058
Aroclor 1260-1	11.51	11.40	11.54	572	600	5		0.102
Aroclor 1260-2	11.87	11.76	11.90	573	600	5		0.115
Aroclor 1260-3	12.68	12.57	12.71	592	600	1		0.085
Aroclor 1260-4	12.78	12.67	12.81	612	600	2		0.047
Aroclor 1260-5	13.24	13.13	13.27	589	600	2		0.094

QC LIMITS:
%D must be less than or equal to 20% (*) Criteria exceeded. CF=Calibration/Response Factor

FORM VII PCB

Client Id: Continuing Calibration

Software Version: 4.1<1L22>
Date: 8/3/2017 10:45 AM
Sample Name : MIX 600;15Y
Data File : E:\TC2017\CL_ECD1\08-AUG\802A032.RAW Date: 8/2/2017 11:01 PM
Sequence File: E:\TC2017\CL_ECD1\08-AUG\PCBSEQ.SEQ Cycle: 36 Channel : A
Instrument : CL_ECD1 Rack/Vial: 0/29 Operator:
Sample Amount : 1.0000 Dilution Factor : 1.00

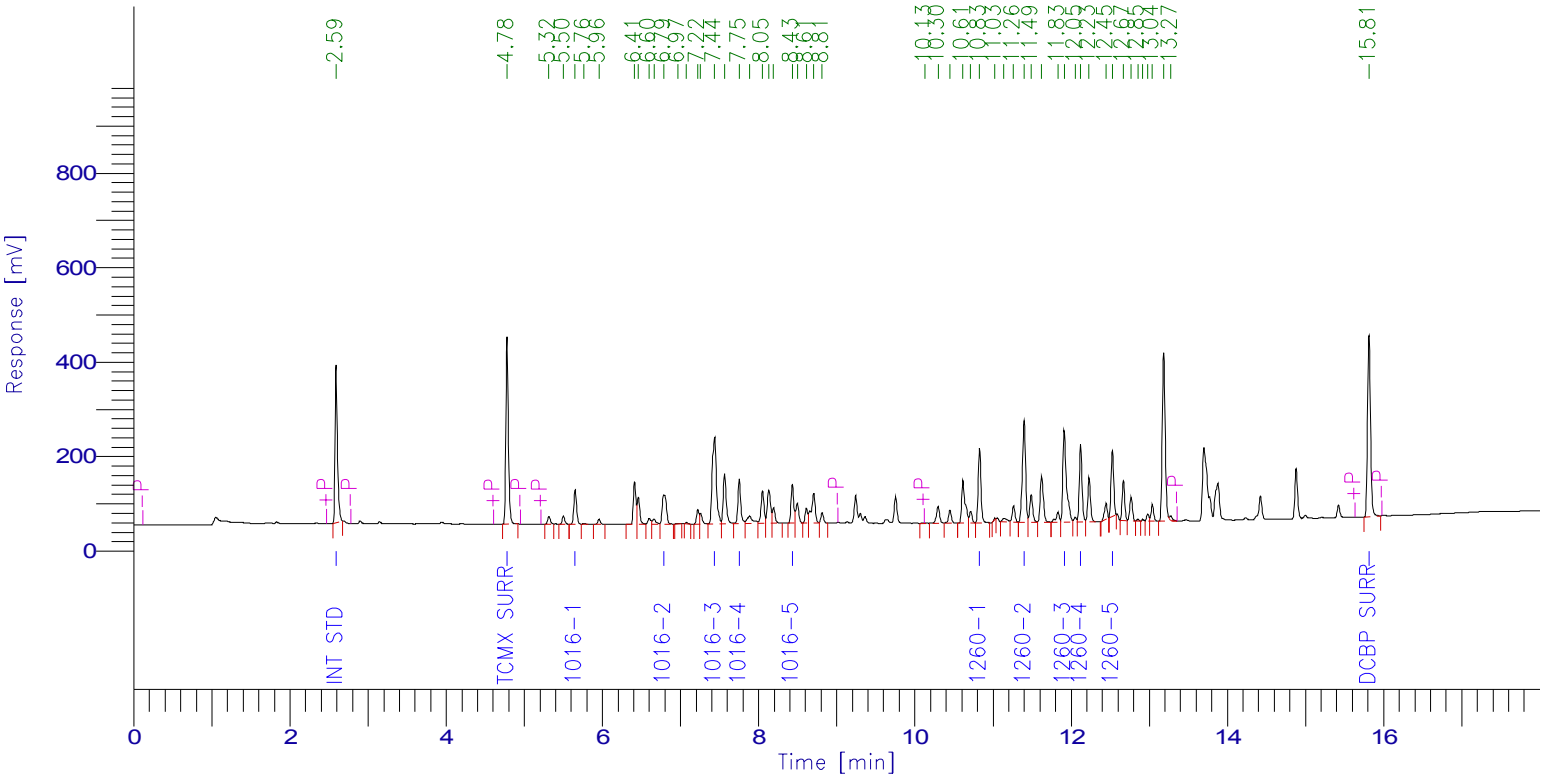

PCB Report

Time [min]	Component Name	Raw Amount	Area [µV·s]	Surrogate SM/WM	Surrogate QC / SL	Spike Rec Soils (%)	Spike Rec Water (%)
2.591	Int Std	100.0000	745851.06	250.0000	100.0000	40.0000	20.0000
4.779	TCMX SURR	76.0294	911924.65	190.0735	76.0294	30.4118	15.2059
5.651	1016-1	590.1254	174931.42	1475.3136	590.1254	236.0502	118.0251
6.786	1016-2	562.0230	225277.42	1405.0575	562.0230	224.8092	112.4046
7.438	1016-3	570.9888	685819.34	1427.4719	570.9888	228.3955	114.1978
7.752	1016-4	630.3697	242027.73	1575.9242	630.3697	252.1479	126.0739
8.430	1016-5	609.2270	208529.31	1523.0675	609.2270	243.6908	121.8454
10.827	1260-1	580.1289	389384.68	1450.3223	580.1289	232.0516	116.0258
11.397	1260-2	570.8466	612504.22	1427.1166	570.8466	228.3387	114.1693
11.911	1260-3	599.0649	624327.95	1497.6622	599.0649	239.6259	119.8130
12.120	1260-4	595.7501	407971.72	1489.3753	595.7501	238.3000	119.1500
12.527	1260-5	579.9037	320717.14	1449.7593	579.9037	231.9615	115.9807
15.811	DCBP SURR	80.9041	1010117.45	202.2604	80.9041	32.3617	16.1808
		6145.3617	6559384.09				

Client Id: Continuing Calibration

Software Version: 4.1<1L22>
Date: 8/3/2017 10:46 AM
Sample Name : MIX 600;15Y
Data File : E:\TC2017\CL_ECD1\08-AUG\802B032.RAW Date: 8/2/2017 11:01 PM
Sequence File: E:\TC2017\CL_ECD1\08-AUG\PCBSEQ.SEQ Cycle: 36 Channel : B
Instrument : CL_ECD1 Rack/Vial: 0/29 Operator:
Sample Amount : 1.0000 Dilution Factor : 1.00

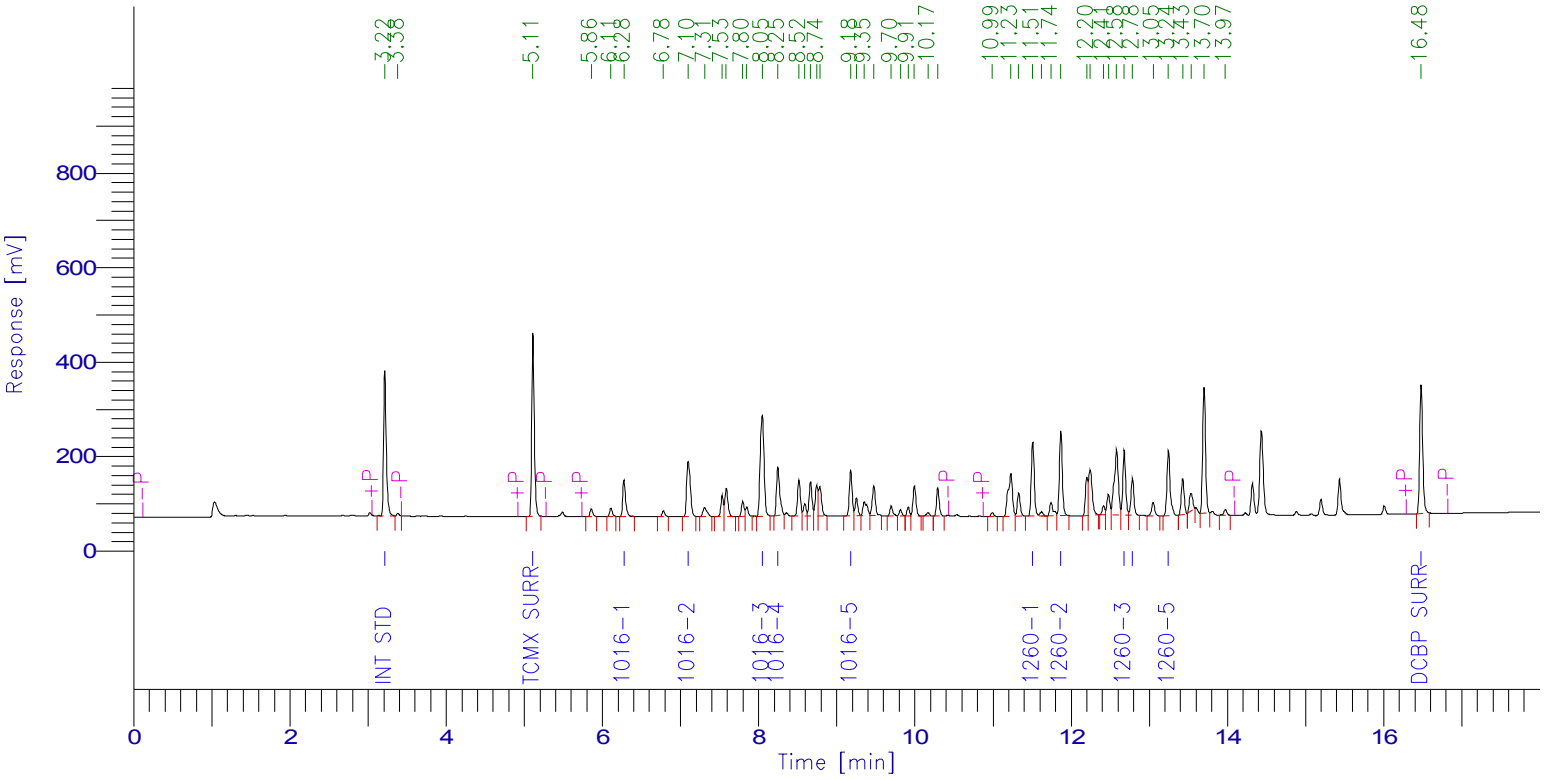

PCB Report

Time [min]	Component Name	Raw Amount	Area [µV·s]	Surrogate SM/WM	Surrogate QC / SL	Spike Rec Soils (%)	Spike Rec Water (%)
3.215	Int Std	100.0000	717849.27	250.0000	100.0000	40.0000	20.0000
5.111	TCMX SURR	71.0820	913996.88	177.7051	71.0820	28.4328	14.2164
6.277	1016-1	567.2085	197269.23	1418.0213	567.2085	226.8834	113.4417
7.098	1016-2	554.8937	381575.31	1387.2341	554.8937	221.9575	110.9787
8.046	1016-3	549.0279	717186.02	1372.5697	549.0279	219.6112	109.8056
8.247	1016-4	553.7240	293017.45	1384.3100	553.7240	221.4896	110.7448
9.178	1016-5	578.4584	239063.53	1446.1460	578.4584	231.3834	115.6917
11.507	1260-1	572.0025	420291.29	1430.0062	572.0025	228.8010	114.4005
11.866	1260-2	573.0953	474840.84	1432.7383	573.0953	229.2381	114.6191
12.678	1260-3	592.4044	359501.37	1481.0109	592.4044	236.9617	118.4809
12.783	1260-4	611.5658	205239.00	1528.9144	611.5658	244.6263	122.3132
13.244	1260-5	588.8980	397342.15	1472.2450	588.8980	235.5592	117.7796
16.479	DCBP SURR	81.4948	740701.33	203.7369	81.4948	32.5979	16.2990
		5993.8552	6057873.65				

7D
PCB CALIBRATION VERIFICATION SUMMARY
Primary

Lab Name: Phoenix Environmental Client: NETC

Lab Code: Phoenix Case No.: SAS No.: SDG No.: GBY76292

GC Col A: RTX-440 ID: 0.53 (mm) Init. Calib. Date(s): 07/25/17 07/25/17

EPA Sample No.(PIBLK): HEX Date Analyzed: 08/03/17

LAB Sample ID (PIBLK): HEX - 802A043 Time Analyzed: 3:03

EPA Sample No.(PEM): Date Analyzed:

LAB Sample ID (PEM): Time Analyzed:

Instrument: CL_ECD1 File: 802A043

COMPOUND	RT	RT WINDOW FROM	RT WINDOW TO	CALC AMOUNT ppb	NOM AMOUNT ppb	% D		CF
Aroclor 1016-1		5.59	5.69	0.050U				
Aroclor 1016-2		6.72	6.82	0.050U				
Aroclor 1016-3		7.37	7.47	0.050U				
Aroclor 1016-4		7.69	7.79	0.050U				
Aroclor 1016-5		8.36	8.46	0.050U				
Aroclor 1260-1		10.73	10.87	0.050U				
Aroclor 1260-2		11.30	11.44	0.050U				
Aroclor 1260-3		11.81	11.95	0.050U				
Aroclor 1260-4		12.02	12.16	0.050U				
Aroclor 1260-5		12.42	12.56	0.050U				

QC LIMITS:
%D must be less than or equal to 20% (*) Criteria exceeded. CF=Calibration/Response Factor
Both channels need to have the compound detected for a concentration to be reported on either channel.

FORM VII PCB

7D
PCB CALIBRATION VERIFICATION SUMMARY
Confirmation

Lab Name: Phoenix Environmental Client: NETC

Lab Code: Phoenix Case No.: SAS No.: SDG No.: GBY76292

GC Col B: Rxi-Sil MS ID: 0.32 (mm) Init. Calib. Date(s): 07/25/17 07/25/17

EPA Sample No.(PIBLK): HEX Date Analyzed: 08/03/17

LAB Sample ID (PIBLK): HEX - 802B043 Time Analyzed: 3:03

EPA Sample No.(PEM): Date Analyzed:

LAB Sample ID (PEM): Time Analyzed:

Instrument: CL_ECD1 File: 802B043

COMPOUND	RT	RT WINDOW FROM	RT WINDOW TO	CALC AMOUNT ppb	NOM AMOUNT ppb	% D		CF
Aroclor 1016-1		6.21	6.31	0.050U				
Aroclor 1016-2		7.03	7.13	0.050U				
Aroclor 1016-3		7.98	8.08	0.050U				
Aroclor 1016-4		8.17	8.27	0.050U				
Aroclor 1016-5		9.10	9.20	0.050U				
Aroclor 1260-1		11.40	11.54	0.050U				
Aroclor 1260-2		11.76	11.90	0.050U				
Aroclor 1260-3		12.57	12.71	0.050U				
Aroclor 1260-4		12.67	12.81	0.050U				
Aroclor 1260-5		13.13	13.27	0.050U				

QC LIMITS:
%D must be less than or equal to 20% (*) Criteria exceeded. CF=Calibration/Response Factor
Both channels need to have the compound detected for a concentration to be reported on either channel.

FORM VII PCB

Client Id: Continuing Blank

Software Version: 4.1<1L22>
Date: 8/3/2017 10:45 AM
Sample Name : HEX
Data File : E:\TC2017\CL_ECD1\08-AUG\802A043.RAW Date: 8/3/2017 03:03 AM
Sequence File: E:\TC2017\CL_ECD1\08-AUG\PCBSEQ.SEQ Cycle: 47 Channel : A
Instrument : CL_ECD1 Rack/Vial: 0/1 Operator:
Sample Amount : 1.0000 Dilution Factor : 1.00

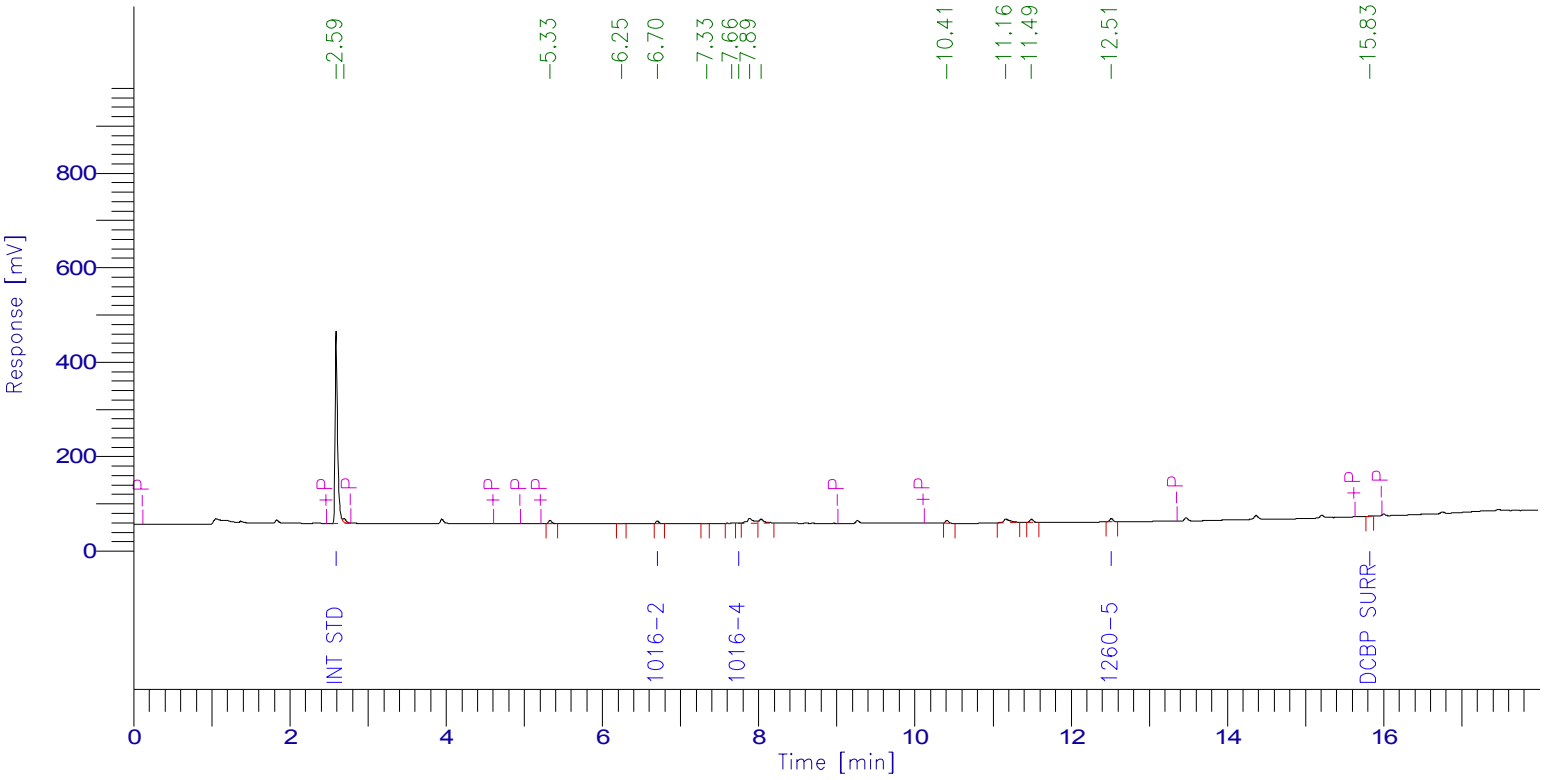

PCB Report

Time [min]	Component Name	Raw Amount	Area [µV·s]	Surrogate SM/WM	Surrogate QC / SL	Spike Rec Soils (%)	Spike Rec Water (%)
2.592	Int Std	100.0000	935215.48	250.0000	100.0000	40.0000	20.0000
4.778	TCMX SURR	0.0000	0.00	0.0000	0.0000	0.0000	0.0000
5.646	1016-1	0.0000	0.00	0.0000	0.0000	0.0000	0.0000
6.704	1016-2	31.1526	15657.30	77.8814	31.1526	12.4610	6.2305
7.425	1016-3	0.0000	0.00	0.0000	0.0000	0.0000	0.0000
7.746	1016-4	6.2664	3016.82	15.6661	6.2664	2.5066	1.2533
8.414	1016-5	0.0000	0.00	0.0000	0.0000	0.0000	0.0000
10.801	1260-1	0.0000	0.00	0.0000	0.0000	0.0000	0.0000
11.368	1260-2	0.0000	0.00	0.0000	0.0000	0.0000	0.0000
11.880	1260-3	0.0000	0.00	0.0000	0.0000	0.0000	0.0000
12.090	1260-4	0.0000	0.00	0.0000	0.0000	0.0000	0.0000
12.514	1260-5	29.6893	20588.58	74.2233	29.6893	11.8757	5.9379
15.825	DCBP SURR	0.1219	1908.58	0.3048	0.1219	0.0488	0.0244
		167.2302	976386.76				

Client Id: Continuing Blank

Software Version: 4.1<1L22>
Date: 8/3/2017 10:46 AM
Sample Name : HEX
Data File : E:\TC2017\CL_ECD1\08-AUG\802B043.RAW Date: 8/3/2017 03:03 AM
Sequence File: E:\TC2017\CL_ECD1\08-AUG\PCBSEQ.SEQ Cycle: 47 Channel : B
Instrument : CL_ECD1 Rack/Vial: 0/1 Operator:
Sample Amount : 1.0000 Dilution Factor : 1.00

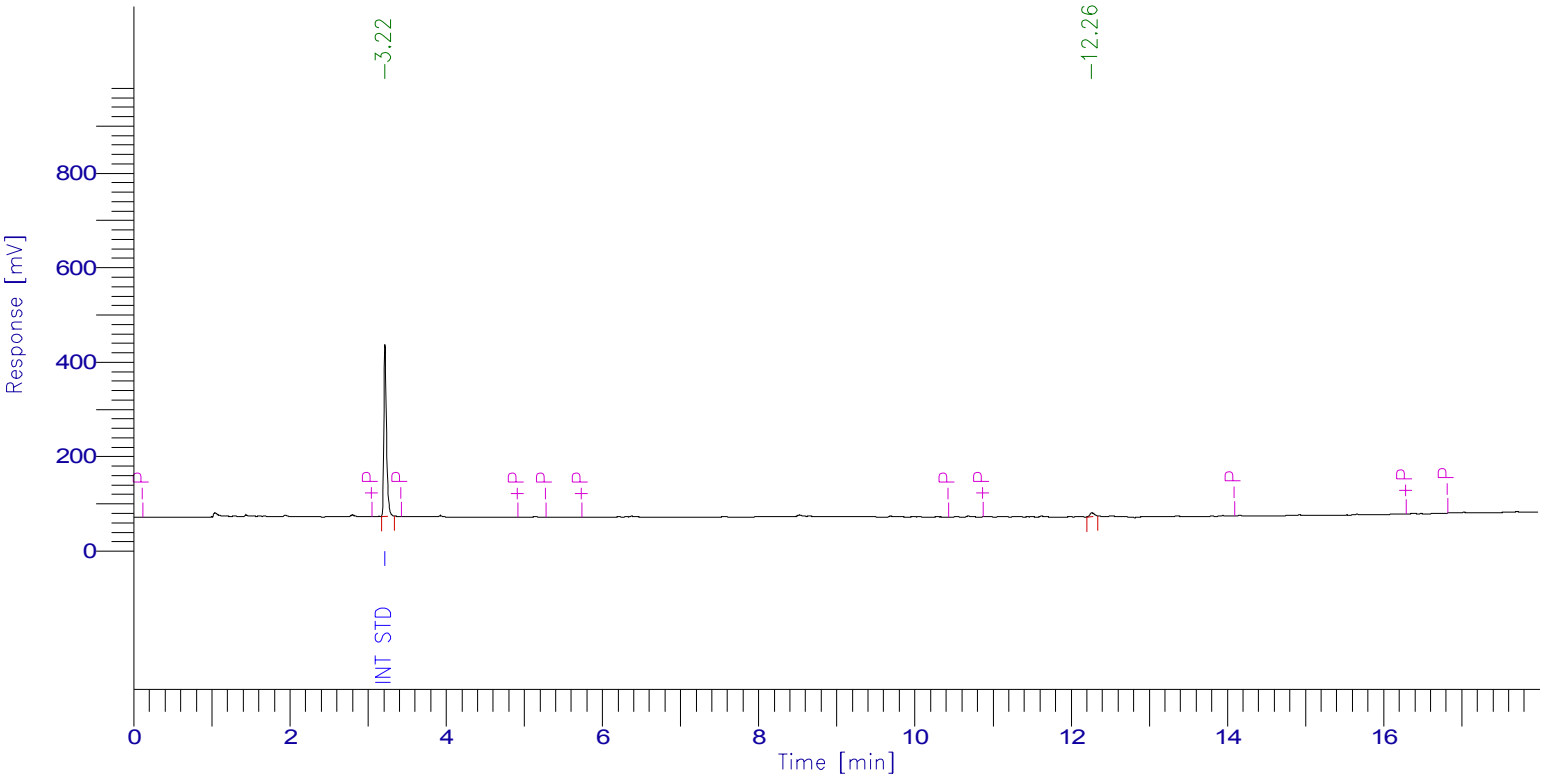

PCB Report

Time [min]	Component Name	Raw Amount	Area [µV·s]	Surrogate SM/WM	Surrogate QC / SL	Spike Rec Soils (%)	Spike Rec Water (%)
3.218	Int Std	100.0000	843861.30	250.0000	100.0000	40.0000	20.0000
5.103	TCMX SURR	0.0000	0.00	0.0000	0.0000	0.0000	0.0000
6.265	1016-1	0.0000	0.00	0.0000	0.0000	0.0000	0.0000
7.081	1016-2	0.0000	0.00	0.0000	0.0000	0.0000	0.0000
8.027	1016-3	0.0000	0.00	0.0000	0.0000	0.0000	0.0000
8.226	1016-4	0.0000	0.00	0.0000	0.0000	0.0000	0.0000
9.152	1016-5	0.0000	0.00	0.0000	0.0000	0.0000	0.0000
11.474	1260-1	0.0000	0.00	0.0000	0.0000	0.0000	0.0000
11.831	1260-2	0.0000	0.00	0.0000	0.0000	0.0000	0.0000
12.641	1260-3	0.0000	0.00	0.0000	0.0000	0.0000	0.0000
12.746	1260-4	0.0000	0.00	0.0000	0.0000	0.0000	0.0000
13.205	1260-5	0.0000	0.00	0.0000	0.0000	0.0000	0.0000
16.433	DCBP SURR	0.0000	0.00	0.0000	0.0000	0.0000	0.0000
		100.0000	843861.30				

7D
PCB CALIBRATION VERIFICATION SUMMARY
Primary

Lab Name: Phoenix Environmental Client: NETC

Lab Code: Phoenix Case No.: SAS No.: SDG No.: GBY76292

GC Col A: RTX-440 ID: 0.53 (mm) Init. Calib. Date(s): 07/25/17 07/25/17

EPA Sample No.(PIBLK): Date Analyzed:

LAB Sample ID (PIBLK): Time Analyzed:

EPA Sample No.(PEM): MIX 600;15W Date Analyzed: 08/03/17

LAB Sample ID (PEM): MIX 600;15W - 802A044 Time Analyzed: 3:25

Instrument: CL_ECD1 File: 802A044

COMPOUND	RT	RT WINDOW FROM	RT WINDOW TO	RAW AMOUNT ppb	NOM AMOUNT ppb	% D		CF
Aroclor 1016-1	5.65	5.59	5.69	563	600	6		0.040
Aroclor 1016-2	6.79	6.72	6.82	542	600	10		0.054
Aroclor 1016-3	7.44	7.37	7.47	547	600	9		0.161
Aroclor 1016-4	7.75	7.69	7.79	596	600	1		0.051
Aroclor 1016-5	8.43	8.36	8.46	585	600	3		0.046
Aroclor 1260-1	10.83	10.73	10.87	558	600	7		0.090
Aroclor 1260-2	11.40	11.30	11.44	552	600	8		0.144
Aroclor 1260-3	11.91	11.81	11.95	575	600	4		0.140
Aroclor 1260-4	12.12	12.02	12.16	574	600	4		0.092
Aroclor 1260-5	12.53	12.42	12.56	553	600	8		0.074

QC LIMITS:
%D must be less than or equal to 20% (*) Criteria exceeded. CF=Calibration/Response Factor

FORM VII PCB

7D
PCB CALIBRATION VERIFICATION SUMMARY
Confirmation

Lab Name: Phoenix Environmental Client: NETC

Lab Code: Phoenix Case No.: SAS No.: SDG No.: GBY76292

GC Col B: Rxi-Sil MS ID: 0.32 (mm) Init. Calib. Date(s): 07/25/17 07/25/17

EPA Sample No.(PIBLK): Date Analyzed:

LAB Sample ID (PIBLK): Time Analyzed:

EPA Sample No.(PEM): MIX 600;15W Date Analyzed: 08/03/17

LAB Sample ID (PEM): MIX 600;15W - 802B044 Time Analyzed: 3:25

Instrument: CL_ECD1 File: 802B044

COMPOUND	RT	RT WINDOW FROM	RT WINDOW TO	RAW AMOUNT ppb	NOM AMOUNT ppb	% D		CF
Aroclor 1016-1	6.28	6.21	6.31	567	600	6		0.048
Aroclor 1016-2	7.10	7.03	7.13	555	600	8		0.096
Aroclor 1016-3	8.05	7.98	8.08	545	600	9		0.182
Aroclor 1016-4	8.24	8.17	8.27	552	600	8		0.074
Aroclor 1016-5	9.18	9.10	9.20	580	600	3		0.058
Aroclor 1260-1	11.51	11.40	11.54	567	600	6		0.102
Aroclor 1260-2	11.86	11.76	11.90	569	600	5		0.115
Aroclor 1260-3	12.68	12.57	12.71	591	600	2		0.085
Aroclor 1260-4	12.78	12.67	12.81	608	600	1		0.047
Aroclor 1260-5	13.24	13.13	13.27	582	600	3		0.094

QC LIMITS:
%D must be less than or equal to 20% (*) Criteria exceeded. CF=Calibration/Response Factor

FORM VII PCB

Client Id: Continuing Calibration

Software Version: 4.1<1L22>
Date: 8/3/2017 10:45 AM
Sample Name : MIX 600;15W
Data File : E:\TC2017\CL_ECD1\08-AUG\802A044.RAW Date: 8/3/2017 03:25 AM
Sequence File: E:\TC2017\CL_ECD1\08-AUG\PCBSEQ.SEQ Cycle: 48 Channel : A
Instrument : CL_ECD1 Rack/Vial: 0/40 Operator:
Sample Amount : 1.0000 Dilution Factor : 1.00

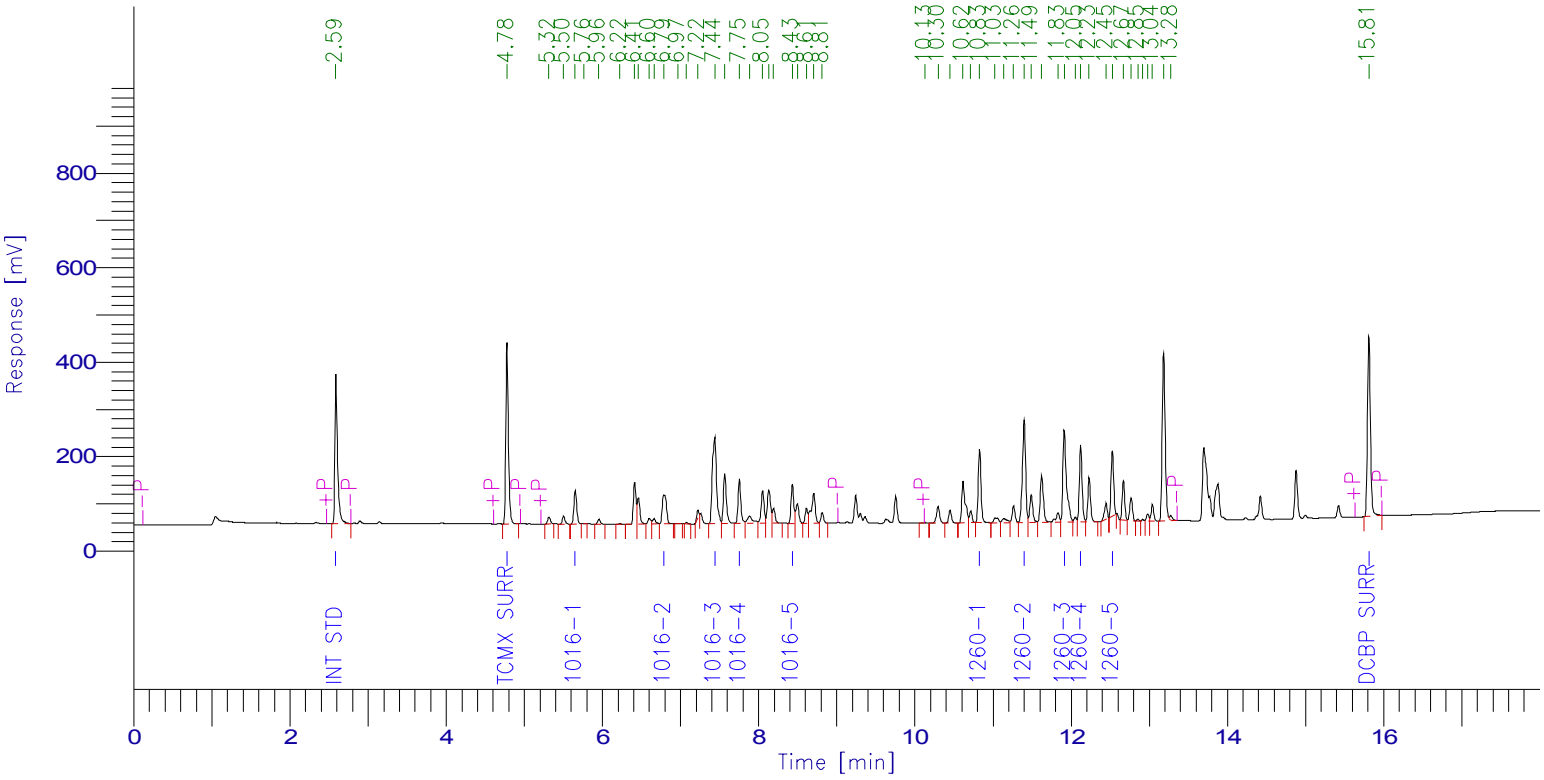

PCB Report

Time [min]	Component Name	Raw Amount	Area [µV·s]	Surrogate SM/WM	Surrogate QC / SL	Spike Rec Soils (%)	Spike Rec Water (%)
2.589	Int Std	100.0000	777705.67	250.0000	100.0000	40.0000	20.0000
4.778	TCMX SURR	72.4894	906597.98	181.2234	72.4894	28.9957	14.4979
5.653	1016-1	562.7661	173946.05	1406.9153	562.7661	225.1064	112.5532
6.786	1016-2	541.9305	226501.11	1354.8263	541.9305	216.7722	108.3861
7.439	1016-3	547.3043	685447.43	1368.2607	547.3043	218.9217	109.4609
7.753	1016-4	596.3060	238727.31	1490.7649	596.3060	238.5224	119.2612
8.430	1016-5	584.7761	208708.80	1461.9403	584.7761	233.9105	116.9552
10.827	1260-1	557.6544	390285.66	1394.1359	557.6544	223.0617	111.5309
11.397	1260-2	552.1062	617696.88	1380.2655	552.1062	220.8425	110.4212
11.911	1260-3	574.8929	624725.16	1437.2322	574.8929	229.9571	114.9786
12.121	1260-4	574.4094	410157.48	1436.0236	574.4094	229.7638	114.8819
12.526	1260-5	553.4773	319175.28	1383.6933	553.4773	221.3909	110.6955
15.810	DCBP SURR	75.7723	986449.35	189.4308	75.7723	30.3089	15.1545
		5893.8848	6566124.16				

Client Id: Continuing Calibration

Software Version: 4.1<1L22>
Date: 8/3/2017 10:46 AM
Sample Name : MIX 600;15W
Data File : E:\TC2017\CL_ECD1\08-AUG\802B044.RAW Date: 8/3/2017 03:25 AM
Sequence File: E:\TC2017\CL_ECD1\08-AUG\PCBSEQ.SEQ Cycle: 48 Channel : B
Instrument : CL_ECD1 Rack/Vial: 0/40 Operator:
Sample Amount : 1.0000 Dilution Factor : 1.00

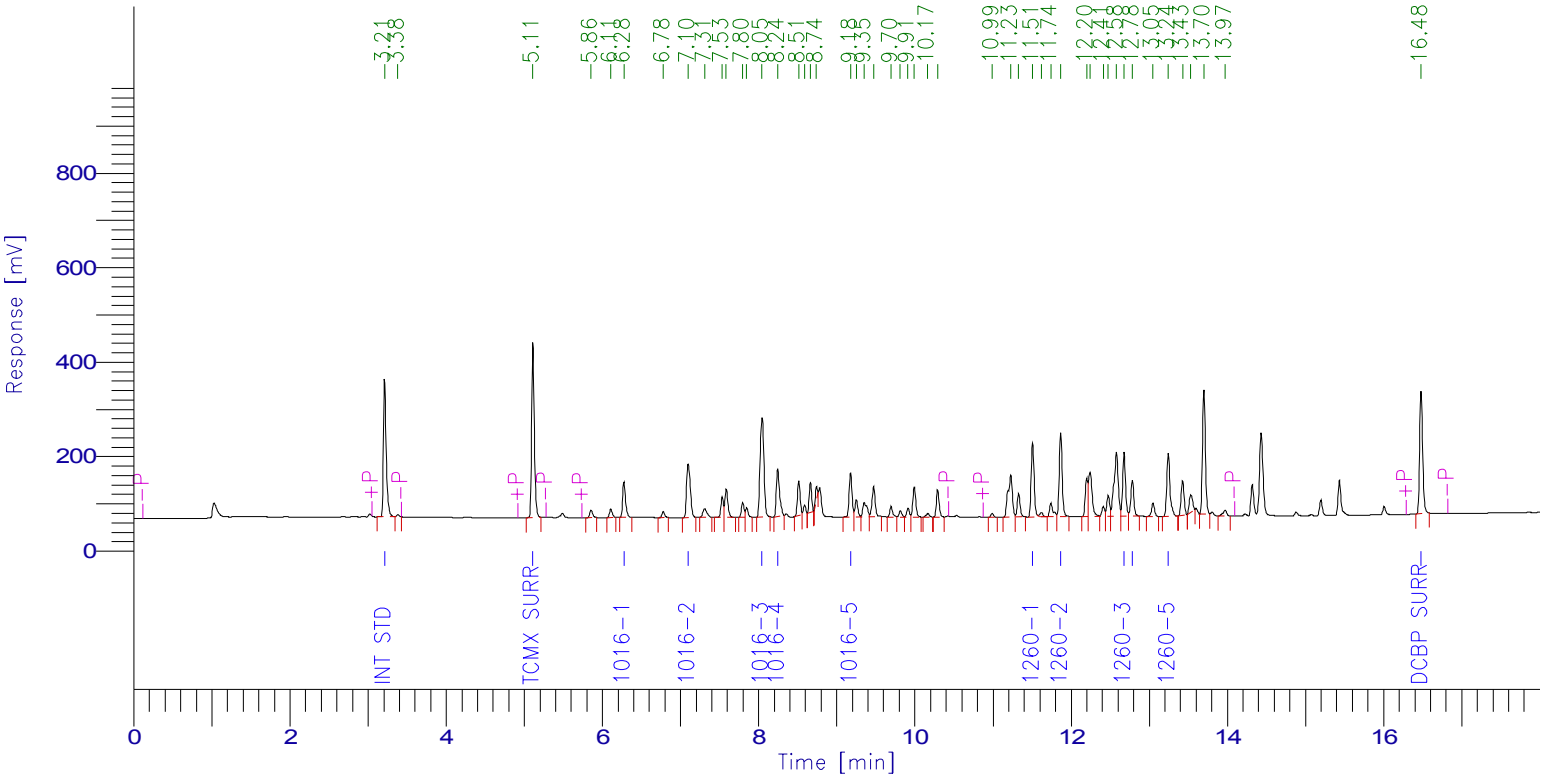

PCB Report

Time [min]	Component Name	Raw Amount	Area [µV·s]	Surrogate SM/WM	Surrogate QC / SL	Spike Rec Soils (%)	Spike Rec Water (%)
3.212	Int Std	100.0000	712300.78	250.0000	100.0000	40.0000	20.0000
5.111	TCMX SURR	71.4194	911236.65	178.5485	71.4194	28.5678	14.2839
6.276	1016-1	566.7107	195572.67	1416.7767	566.7107	226.6843	113.3421
7.098	1016-2	554.9227	378645.78	1387.3066	554.9227	221.9691	110.9845
8.045	1016-3	545.4504	707005.56	1363.6260	545.4504	218.1802	109.0901
8.244	1016-4	551.8426	289764.70	1379.6064	551.8426	220.7370	110.3685
9.176	1016-5	580.0590	237872.11	1450.1475	580.0590	232.0236	116.0118
11.505	1260-1	567.4201	413701.72	1418.5501	567.4201	226.9680	113.4840
11.864	1260-2	568.6770	467538.09	1421.6925	568.6770	227.4708	113.7354
12.676	1260-3	591.1499	355967.27	1477.8747	591.1499	236.4600	118.2300
12.782	1260-4	608.0576	202484.39	1520.1439	608.0576	243.2230	121.6115
13.242	1260-5	581.7675	389497.03	1454.4187	581.7675	232.7070	116.3535
16.478	DCBP SURR	78.5695	708593.79	196.4237	78.5695	31.4278	15.7139
		5966.0461	5970180.53				

7D
PCB CALIBRATION VERIFICATION SUMMARY
Primary

Lab Name: Phoenix Environmental Client: NETC

Lab Code: Phoenix Case No.: SAS No.: SDG No.: GBY76292

GC Col A: RTX-440 ID: 0.53 (mm) Init. Calib. Date(s): 07/18/17 07/18/17

EPA Sample No.(PIBLK): hex Date Analyzed: 08/03/17

LAB Sample ID (PIBLK): hex - 802A062 Time Analyzed: 14:27

EPA Sample No.(PEM): Date Analyzed:

LAB Sample ID (PEM): Time Analyzed:

Instrument: ECD1 File: 802A062

COMPOUND	RT	RT WINDOW FROM	RT WINDOW TO	CALC AMOUNT ppb	NOM AMOUNT ppb	% D		CF
Aroclor 1016-1		5.75	5.85	0.050U				
Aroclor 1016-2		6.90	7.00	0.050U				
Aroclor 1016-3		7.54	7.64	0.050U				
Aroclor 1016-4		7.66	7.76	0.050U				
Aroclor 1016-5		7.86	7.96	0.050U				
Aroclor 1260-1		10.91	11.05	0.050U				
Aroclor 1260-2		12.00	12.14	0.050U				
Aroclor 1260-3		12.21	12.35	0.050U				
Aroclor 1260-4		12.32	12.46	0.050U				
Aroclor 1260-5		12.62	12.76	0.050U				

QC LIMITS:
%D must be less than or equal to 20% (*) Criteria exceeded. CF=Calibration/Response Factor
Both channels need to have the compound detected for a concentration to be reported on either channel.

FORM VII PCB

7D
PCB CALIBRATION VERIFICATION SUMMARY
Confirmation

Lab Name: Phoenix Environmental Client: NETC

Lab Code: Phoenix Case No.: SAS No.: SDG No.: GBY76292

GC Col B: Rxi-35sil MS ID: 0.32 (mm) Init. Calib. Date(s): 07/18/17 07/18/17

EPA Sample No.(PIBLK): hex Date Analyzed: 08/03/17

LAB Sample ID (PIBLK): hex - 802B062 Time Analyzed: 14:27

EPA Sample No.(PEM): Date Analyzed:

LAB Sample ID (PEM): Time Analyzed:

Instrument: ECD1 File: 802B062

COMPOUND	RT	RT WINDOW FROM	RT WINDOW TO	CALC AMOUNT ppb	NOM AMOUNT ppb	% D		CF
Aroclor 1016-1		6.52	6.62	0.050U				
Aroclor 1016-2		7.35	7.45	0.050U				
Aroclor 1016-3		8.31	8.41	0.050U				
Aroclor 1016-4		8.51	8.61	0.050U				
Aroclor 1016-5		8.78	8.88	0.050U				
Aroclor 1260-1		11.77	11.91	0.050U				
Aroclor 1260-2		12.85	12.99	0.050U				
Aroclor 1260-3		12.94	13.08	0.050U				
Aroclor 1260-4		13.05	13.19	0.050U				
Aroclor 1260-5		13.51	13.65	0.050U				

QC LIMITS:
%D must be less than or equal to 20% (*) Criteria exceeded. CF=Calibration/Response Factor
Both channels need to have the compound detected for a concentration to be reported on either channel.

FORM VII PCB

Client Id: Continuing Blank

Software Version: 4.1<1L22>
Date: 8/4/2017 07:50 AM
Sample Name : hex
Data File : E:\TC2017\ECD1\08-AUG\802A062.RAW Date: 8/3/2017 02:27 PM
Sequence File: E:\TC2017\ECD1\08-AUG\PCBSEQ.SEQ Cycle: 112 Channel : A
Instrument : AUTO_ECD1 Rack/Vial: 0/1 Operator:
Sample Amount : 1.0000 Dilution Factor : 1.00

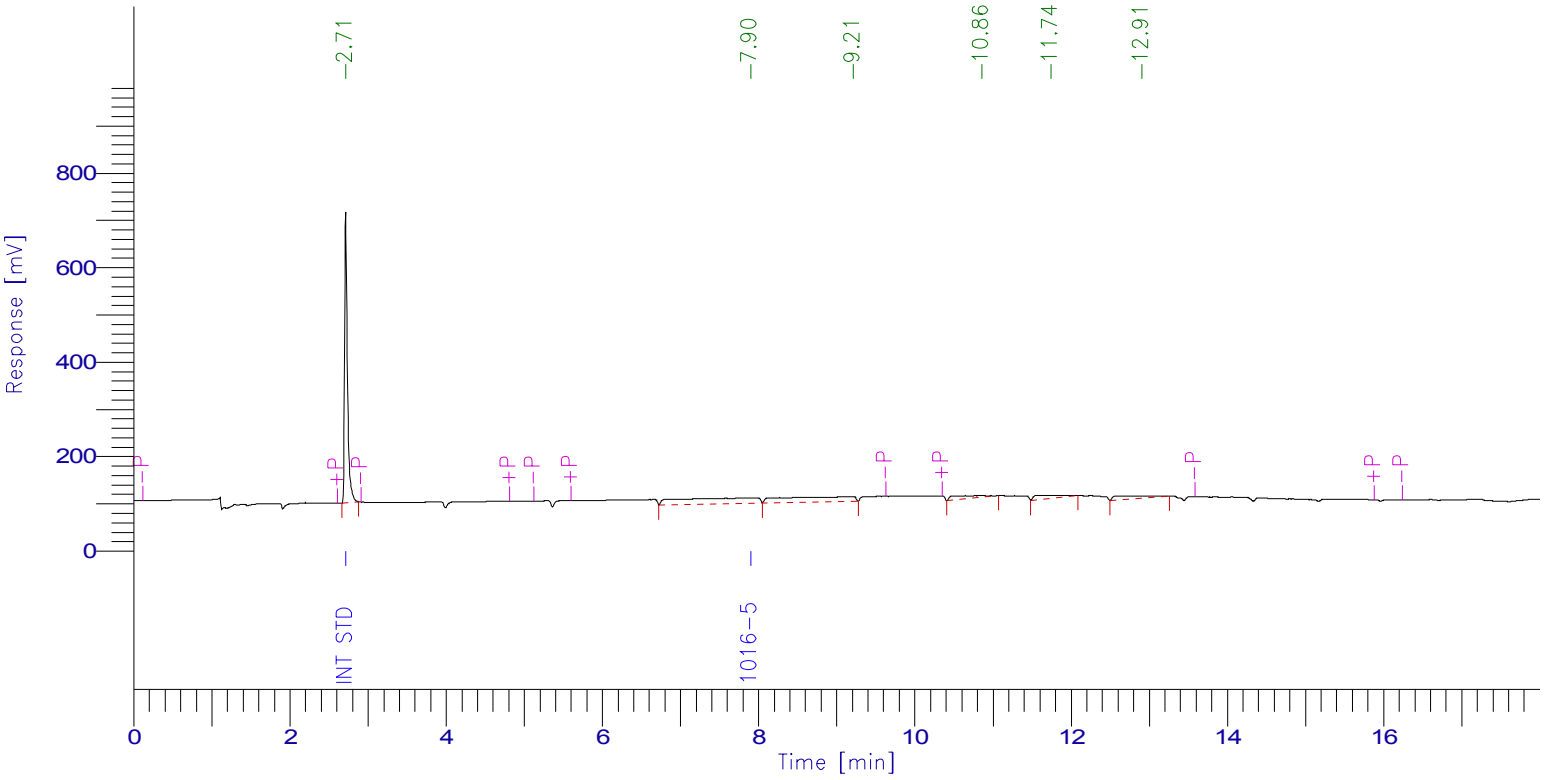

PCB Report

Time [min]	Component Name	Raw Amount	Area [µV·s]	Surrogate SM/WM	Surrogate QC / SL	Spike Rec Soils (%)	Spike Rec Water (%)
2.714	Int Std	100.0000	1606442.98	250.0000	100.0000	40.0000	20.0000
4.890	TCMX SURR	0.0000	0.00	0.0000	0.0000	0.0000	0.0000
5.763	1016-1	0.0000	0.00	0.0000	0.0000	0.0000	0.0000
6.908	1016-2	0.0000	0.00	0.0000	0.0000	0.0000	0.0000
7.542	1016-3	0.0000	0.00	0.0000	0.0000	0.0000	0.0000
7.669	1016-4	0.0000	0.00	0.0000	0.0000	0.0000	0.0000
7.899	1016-5	1055.6589	837578.95	2639.1472	1055.6589	422.2636	211.1318
10.943	1260-1	0.0000	0.00	0.0000	0.0000	0.0000	0.0000
12.026	1260-2	0.0000	0.00	0.0000	0.0000	0.0000	0.0000
12.232	1260-3	0.0000	0.00	0.0000	0.0000	0.0000	0.0000
12.340	1260-4	0.0000	0.00	0.0000	0.0000	0.0000	0.0000
12.641	1260-5	0.0000	0.00	0.0000	0.0000	0.0000	0.0000
15.981	DCBP SURR	0.0000	0.00	0.0000	0.0000	0.0000	0.0000
		1155.6589	2444021.93				

Client Id: Continuing Blank

Software Version: 4.1<1L22>
Date: 8/4/2017 07:53 AM
Sample Name : hex
Data File : E:\TC2017\ECD1\08-AUG\802B062.RAW Date: 8/3/2017 02:27 PM
Sequence File: E:\TC2017\ECD1\08-AUG\PCBSEQ.SEQ Cycle: 112 Channel : B
Instrument : AUTO_ECD1 Rack/Vial: 0/1 Operator:
Sample Amount : 1.0000 Dilution Factor : 1.00

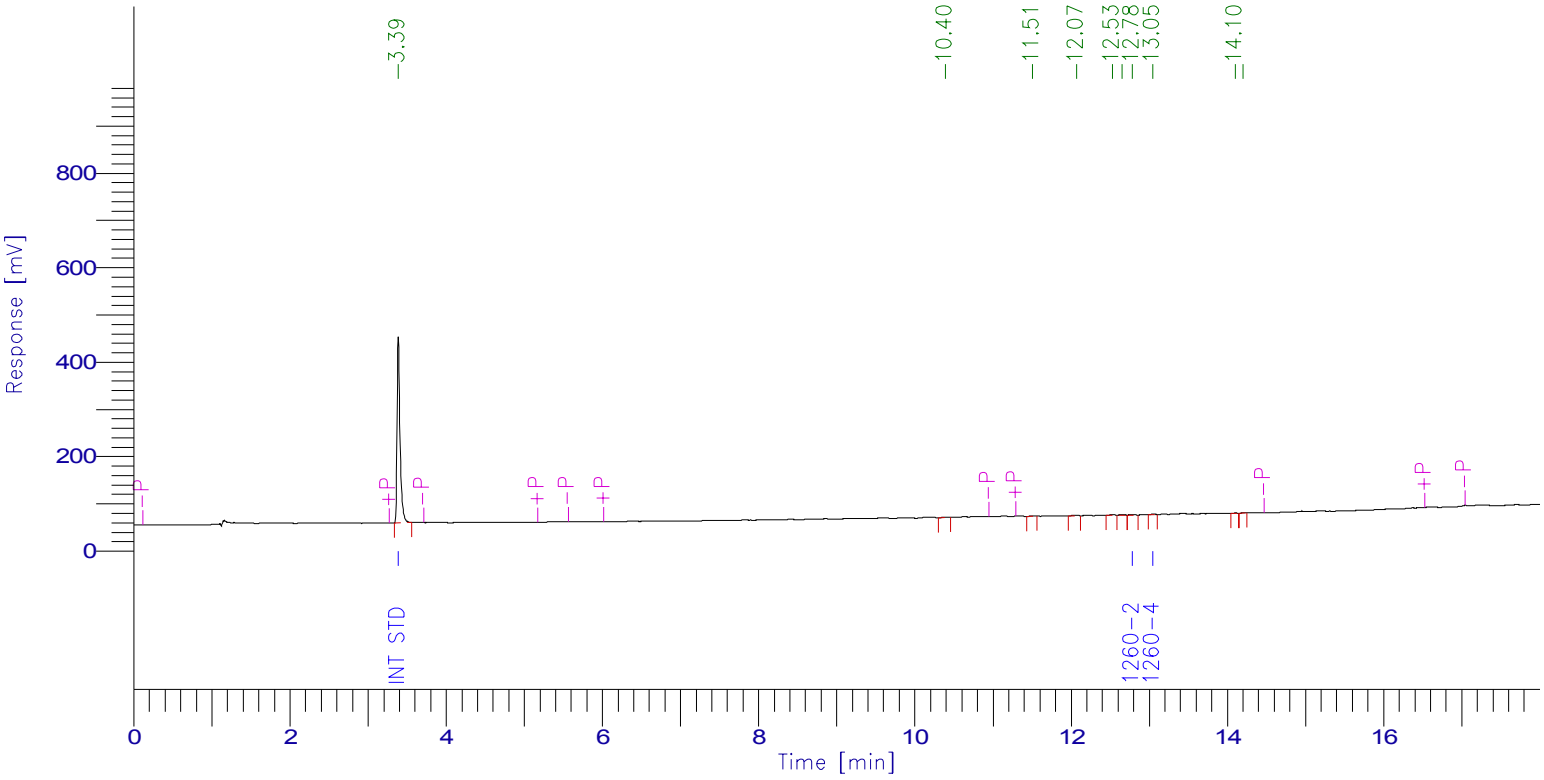

PCB Report

Time [min]	Component Name	Raw Amount	Area [µV·s]	Surrogate SM/WM	Surrogate QC / SL	Spike Rec Soils (%)	Spike Rec Water (%)
3.387	Int Std	100.0000	1064306.60	250.0000	100.0000	40.0000	20.0000
5.333	TCMX SURR	0.0000	0.00	0.0000	0.0000	0.0000	0.0000
6.501	1016-1	0.0000	0.00	0.0000	0.0000	0.0000	0.0000
7.321	1016-2	0.0000	0.00	0.0000	0.0000	0.0000	0.0000
8.270	1016-3	0.0000	0.00	0.0000	0.0000	0.0000	0.0000
8.468	1016-4	0.0000	0.00	0.0000	0.0000	0.0000	0.0000
8.737	1016-5	0.0000	0.00	0.0000	0.0000	0.0000	0.0000
11.737	1260-1	0.0000	0.00	0.0000	0.0000	0.0000	0.0000
12.783	1260-2	6.2742	7153.71	15.6856	6.2742	2.5097	1.2548
12.901	1260-3	0.0000	0.00	0.0000	0.0000	0.0000	0.0000
13.049	1260-4	9.2591	4058.57	23.1478	9.2591	3.7037	1.8518
13.468	1260-5	0.0000	0.00	0.0000	0.0000	0.0000	0.0000
16.709	DCBP SURR	0.0000	0.00	0.0000	0.0000	0.0000	0.0000
		115.5334	1075518.87				

7D
PCB CALIBRATION VERIFICATION SUMMARY
Primary

Lab Name: Phoenix Environmental Client: NETC

Lab Code: Phoenix Case No.: SAS No.: SDG No.: GBY76292

GC Col A: RTX-440 ID: 0.53 (mm) Init. Calib. Date(s): 07/18/17 07/18/17

EPA Sample No.(PIBLK): Date Analyzed:

LAB Sample ID (PIBLK): Time Analyzed:

EPA Sample No.(PEM): mix 600;15y Date Analyzed: 08/03/17

LAB Sample ID (PEM): mix 600;15y - 802A063 Time Analyzed: 14:49

Instrument: ECD1 File: 802A063

COMPOUND	RT	RT WINDOW FROM	RT WINDOW TO	RAW AMOUNT ppb	NOM AMOUNT ppb	% D		CF
Aroclor 1016-1	5.77	5.75	5.85	543	600	10		0.041
Aroclor 1016-2	6.91	6.90	7.00	603	600	1		0.048
Aroclor 1016-3	7.56	7.54	7.64	518	600	14		0.166
Aroclor 1016-4	7.69	7.66	7.76	550	600	8		0.061
Aroclor 1016-5	7.88	7.86	7.96	554	600	8		0.049
Aroclor 1260-1	10.95	10.91	11.05	561	600	7		0.079
Aroclor 1260-2	12.04	12.00	12.14	546	600	9		0.105
Aroclor 1260-3	12.25	12.21	12.35	531	600	12		0.067
Aroclor 1260-4	12.36	12.32	12.46	604	600	1		0.036
Aroclor 1260-5	12.66	12.62	12.76	626	600	4		0.066

QC LIMITS:
%D must be less than or equal to 20% (*) Criteria exceeded. CF=Calibration/Response Factor

FORM VII PCB

7D
PCB CALIBRATION VERIFICATION SUMMARY
Confirmation

Lab Name: Phoenix Environmental Client: NETC

Lab Code: Phoenix Case No.: SAS No.: SDG No.: GBY76292

GC Col B: Rxi-35sil MS ID: 0.32 (mm) Init. Calib. Date(s): 07/18/17 07/18/17

EPA Sample No.(PIBLK): Date Analyzed:

LAB Sample ID (PIBLK): Time Analyzed:

EPA Sample No.(PEM): mix 600;15y Date Analyzed: 08/03/17

LAB Sample ID (PEM): mix 600;15y - 802B063 Time Analyzed: 14:49

Instrument: ECD1 File: 802B063

COMPOUND	RT	RT WINDOW FROM	RT WINDOW TO	RAW AMOUNT ppb	NOM AMOUNT ppb	% D		CF
Aroclor 1016-1	6.49	6.52	6.62	545	600	9		0.043
Aroclor 1016-2	7.31	7.35	7.45	577	600	4		0.075
Aroclor 1016-3	8.27	8.31	8.41	546	600	9		0.160
Aroclor 1016-4	8.46	8.51	8.61	588	600	2		0.061
Aroclor 1016-5	8.73	8.78	8.88	550	600	8		0.041
Aroclor 1260-1	11.72	11.77	11.91	586	600	2		0.081
Aroclor 1260-2	12.79	12.85	12.99	556	600	7		0.107
Aroclor 1260-3	12.88	12.94	13.08	584	600	3		0.071
Aroclor 1260-4	12.99	13.05	13.19	569	600	5		0.041
Aroclor 1260-5	13.45	13.51	13.65	580	600	3		0.080

QC LIMITS:
%D must be less than or equal to 20% (*) Criteria exceeded. CF=Calibration/Response Factor

FORM VII PCB

Client Id: Continuing Calibration

Software Version: 4.1<1L22>
Date: 8/4/2017 07:50 AM
Sample Name : mix 600;15y
Data File : E:\TC2017\ECD1\08-AUG\802A063.RAW Date: 8/3/2017 02:49 PM
Sequence File: E:\TC2017\ECD1\08-AUG\PCBSEQ.SEQ Cycle: 113 Channel : A
Instrument : AUTO_ECD1 Rack/Vial: 0/7 Operator:
Sample Amount : 1.0000 Dilution Factor : 1.00

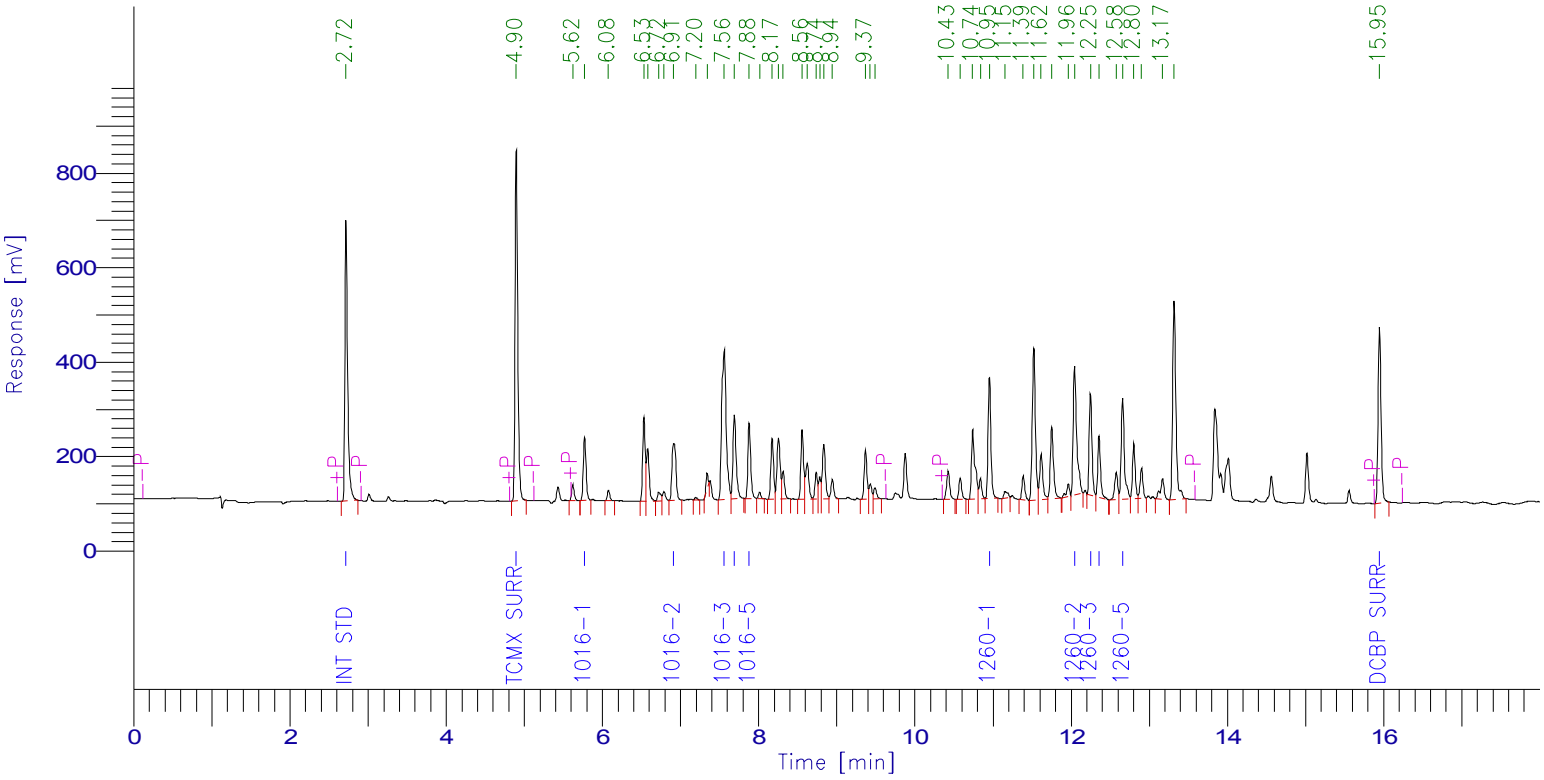

PCB Report

Time [min]	Component Name	Raw Amount	Area [µV·s]	Surrogate SM/WM	Surrogate QC / SL	Spike Rec Soils (%)	Spike Rec Water (%)
2.719	Int Std	100.0000	1486355.09	250.0000	100.0000	40.0000	20.0000
4.899	TCMX SURR	69.9934	1811429.89	174.9834	69.9934	27.9973	13.9987
5.772	1016-1	543.3448	327848.02	1358.3620	543.3448	217.3379	108.6690
6.914	1016-2	603.4780	429616.05	1508.6950	603.4780	241.3912	120.6956
7.561	1016-3	518.1702	1278771.45	1295.4256	518.1702	207.2681	103.6340
7.689	1016-4	549.5391	496754.59	1373.8477	549.5391	219.8156	109.9078
7.879	1016-5	553.8979	406620.39	1384.7448	553.8979	221.5592	110.7796
10.952	1260-1	560.7752	658515.02	1401.9379	560.7752	224.3101	112.1550
12.043	1260-2	546.1540	852063.51	1365.3849	546.1540	218.4616	109.2308
12.247	1260-3	530.5156	532170.59	1326.2890	530.5156	212.2062	106.1031
12.356	1260-4	604.1798	327769.40	1510.4495	604.1798	241.6719	120.8360
12.657	1260-5	625.6360	615429.87	1564.0901	625.6360	250.2544	125.1272
15.946	DCBP SURR	72.6594	967611.92	181.6484	72.6594	29.0637	14.5319
		5878.3433	10190955.79				

Client Id: Continuing Calibration

Software Version: 4.1<1L22>
Date: 8/4/2017 07:53 AM
Sample Name : mix 600;15y
Data File : E:\TC2017\ECD1\08-AUG\802B063.RAW Date: 8/3/2017 02:49 PM
Sequence File: E:\TC2017\ECD1\08-AUG\PCBSEQ.SEQ Cycle: 113 Channel : B
Instrument : AUTO_ECD1 Rack/Vial: 0/7 Operator:
Sample Amount : 1.0000 Dilution Factor : 1.00

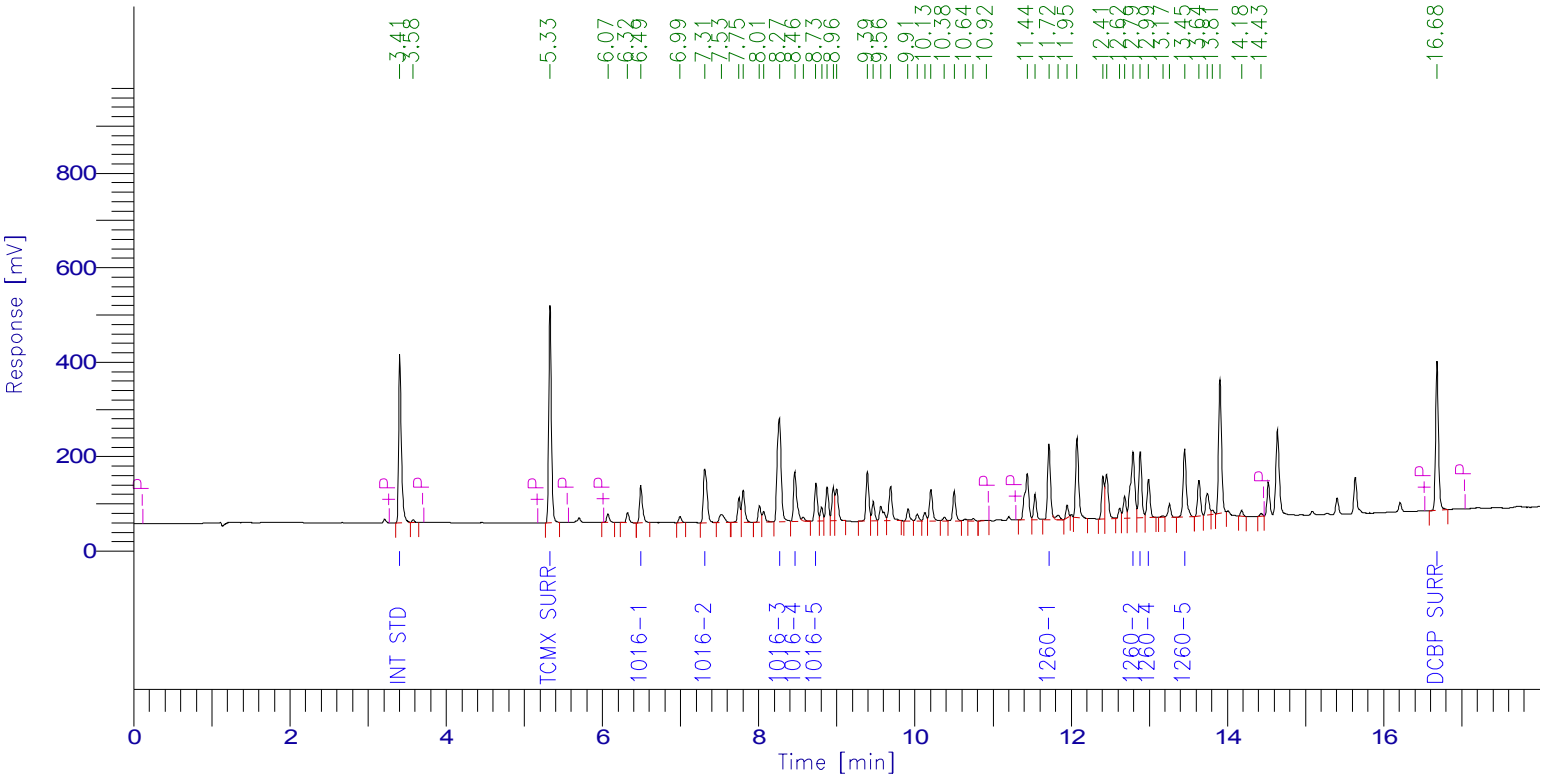

PCB Report

Time [min]	Component Name	Raw Amount	Area [µV·s]	Surrogate SM/WM	Surrogate QC / SL	Spike Rec Soils (%)	Spike Rec Water (%)
3.407	Int Std	100.0000	895705.67	250.0000	100.0000	40.0000	20.0000
5.329	TCMX SURR	71.8440	1093286.28	179.6099	71.8440	28.7376	14.3688
6.492	1016-1	545.4634	208760.96	1363.6584	545.4634	218.1854	109.0927
7.311	1016-2	576.9164	389175.80	1442.2909	576.9164	230.7665	115.3833
8.265	1016-3	546.0385	783371.86	1365.0963	546.0385	218.4154	109.2077
8.463	1016-4	588.2266	322253.70	1470.5664	588.2266	235.2906	117.6453
8.733	1016-5	549.8891	201994.35	1374.7227	549.8891	219.9556	109.9778
11.715	1260-1	585.6030	423015.62	1464.0074	585.6030	234.2412	117.1206
12.790	1260-2	556.0127	533523.93	1390.0317	556.0127	222.4051	111.2025
12.883	1260-3	584.2659	373871.55	1460.6647	584.2659	233.7064	116.8532
12.990	1260-4	569.2848	210005.47	1423.2120	569.2848	227.7139	113.8570
13.451	1260-5	579.8639	416104.22	1449.6597	579.8639	231.9456	115.9728
16.681	DCBP SURR	77.9229	831801.39	194.8072	77.9229	31.1691	15.5846
		5931.3309	6682870.79				

7D
PCB CALIBRATION VERIFICATION SUMMARY
Primary

Lab Name: Phoenix Environmental Client: NETC

Lab Code: Phoenix Case No.: SAS No.: SDG No.: GBY76292

GC Col A: RTX-440 ID: 0.53 (mm) Init. Calib. Date(s): 07/18/17 07/18/17

EPA Sample No.(PIBLK): hex Date Analyzed: 08/03/17

LAB Sample ID (PIBLK): hex - 802A086 Time Analyzed: 23:16

EPA Sample No.(PEM): Date Analyzed:

LAB Sample ID (PEM): Time Analyzed:

Instrument: ECD1 File: 802A086

COMPOUND	RT	RT WINDOW FROM	RT WINDOW TO	CALC AMOUNT ppb	NOM AMOUNT ppb	% D		CF
Aroclor 1016-1		5.75	5.85	0.050U				
Aroclor 1016-2		6.90	7.00	0.050U				
Aroclor 1016-3		7.54	7.64	0.050U				
Aroclor 1016-4		7.66	7.76	0.050U				
Aroclor 1016-5		7.86	7.96	0.050U				
Aroclor 1260-1		10.91	11.05	0.050U				
Aroclor 1260-2		12.00	12.14	0.050U				
Aroclor 1260-3		12.21	12.35	0.050U				
Aroclor 1260-4		12.32	12.46	0.050U				
Aroclor 1260-5		12.62	12.76	0.050U				

QC LIMITS:
%D must be less than or equal to 20% (*) Criteria exceeded. CF=Calibration/Response Factor
Both channels need to have the compound detected for a concentration to be reported on either channel.

FORM VII PCB

7D
PCB CALIBRATION VERIFICATION SUMMARY
Confirmation

Lab Name: Phoenix Environmental Client: NETC

Lab Code: Phoenix Case No.: SAS No.: SDG No.: GBY76292

GC Col B: Rxi-35sil MS ID: 0.32 (mm) Init. Calib. Date(s): 07/18/17 07/18/17

EPA Sample No.(PIBLK): hex Date Analyzed: 08/03/17

LAB Sample ID (PIBLK): hex - 802B086 Time Analyzed: 23:16

EPA Sample No.(PEM): Date Analyzed:

LAB Sample ID (PEM): Time Analyzed:

Instrument: ECD1 File: 802B086

COMPOUND	RT	RT WINDOW FROM	RT WINDOW TO	CALC AMOUNT ppb	NOM AMOUNT ppb	% D		CF
Aroclor 1016-1		6.52	6.62	0.050U				
Aroclor 1016-2		7.35	7.45	0.050U				
Aroclor 1016-3		8.31	8.41	0.050U				
Aroclor 1016-4		8.51	8.61	0.050U				
Aroclor 1016-5		8.78	8.88	0.050U				
Aroclor 1260-1		11.77	11.91	0.050U				
Aroclor 1260-2		12.85	12.99	0.050U				
Aroclor 1260-3		12.94	13.08	0.050U				
Aroclor 1260-4		13.05	13.19	0.050U				
Aroclor 1260-5		13.51	13.65	0.050U				

QC LIMITS:
%D must be less than or equal to 20% (*) Criteria exceeded. CF=Calibration/Response Factor
Both channels need to have the compound detected for a concentration to be reported on either channel.

FORM VII PCB

Client Id: Continuing Blank

Software Version: 4.1<1L22>
Date: 8/4/2017 07:52 AM
Sample Name : hex
Data File : E:\TC2017\ECD1\08-AUG\802A086.RAW Date: 8/3/2017 11:16 PM
Sequence File: E:\TC2017\ECD1\08-AUG\PCBSEQ.SEQ Cycle: 136 Channel : A
Instrument : AUTO_ECD1 Rack/Vial: 0/1 Operator:
Sample Amount : 1.0000 Dilution Factor : 1.00

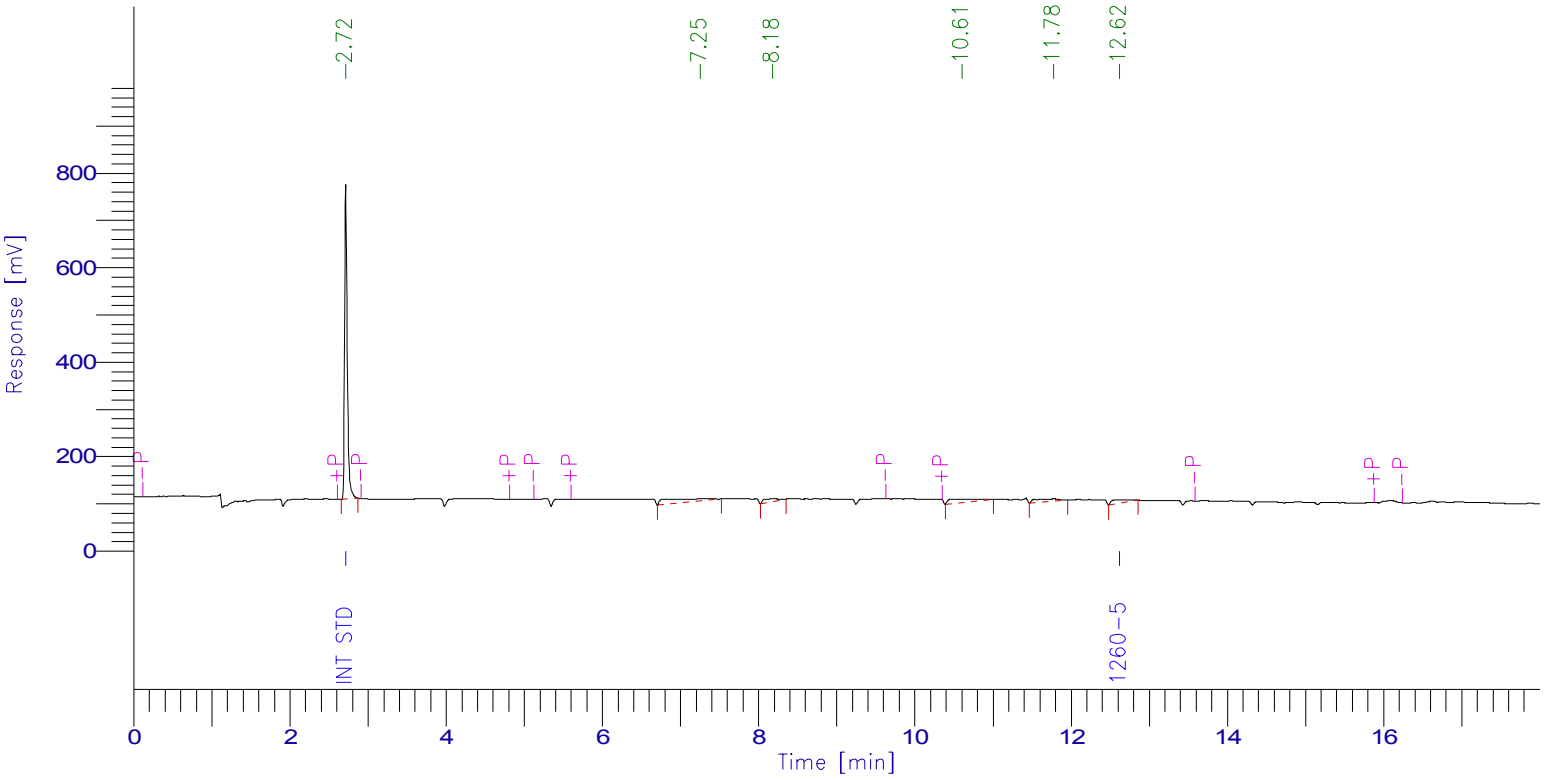

PCB Report

Time [min]	Component Name	Raw Amount	Area [µV·s]	Surrogate SM/WM	Surrogate QC / SL	Spike Rec Soils (%)	Spike Rec Water (%)
2.715	Int Std	100.0000	1638149.51	250.0000	100.0000	40.0000	20.0000
4.890	TCMX SURR	0.0000	0.00	0.0000	0.0000	0.0000	0.0000
5.763	1016-1	0.0000	0.00	0.0000	0.0000	0.0000	0.0000
6.908	1016-2	0.0000	0.00	0.0000	0.0000	0.0000	0.0000
7.542	1016-3	0.0000	0.00	0.0000	0.0000	0.0000	0.0000
7.669	1016-4	0.0000	0.00	0.0000	0.0000	0.0000	0.0000
7.859	1016-5	0.0000	0.00	0.0000	0.0000	0.0000	0.0000
10.943	1260-1	0.0000	0.00	0.0000	0.0000	0.0000	0.0000
12.026	1260-2	0.0000	0.00	0.0000	0.0000	0.0000	0.0000
12.232	1260-3	0.0000	0.00	0.0000	0.0000	0.0000	0.0000
12.340	1260-4	0.0000	0.00	0.0000	0.0000	0.0000	0.0000
12.620	1260-5	97.3632	105555.96	243.4081	97.3632	38.9453	19.4726
15.981	DCBP SURR	0.0000	0.00	0.0000	0.0000	0.0000	0.0000
		197.3632	1743705.48				

Client Id: Continuing Blank

Software Version: 4.1<1L22>
Date: 8/4/2017 07:53 AM
Sample Name : hex
Data File : E:\TC2017\ECD1\08-AUG\802B086.RAW Date: 8/3/2017 11:16 PM
Sequence File: E:\TC2017\ECD1\08-AUG\PCBSEQ.SEQ Cycle: 136 Channel : B
Instrument : AUTO_ECD1 Rack/Vial: 0/1 Operator:
Sample Amount : 1.0000 Dilution Factor : 1.00

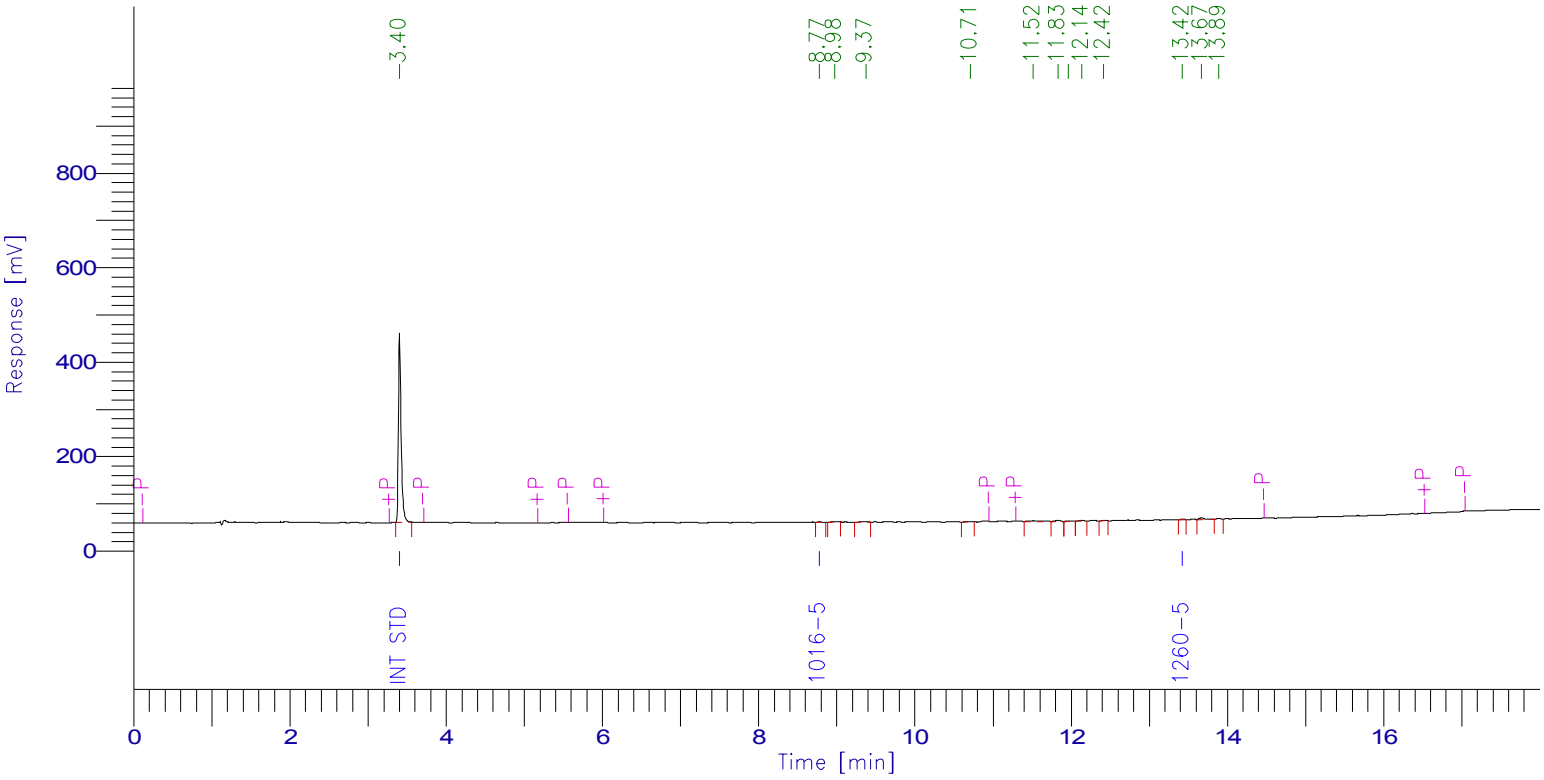

PCB Report

Time [min]	Component Name	Raw Amount	Area [µV·s]	Surrogate SM/WM	Surrogate QC / SL	Spike Rec Soils (%)	Spike Rec Water (%)
3.404	Int Std	100.0000	1008327.77	250.0000	100.0000	40.0000	20.0000
5.333	TCMX SURR	0.0000	0.00	0.0000	0.0000	0.0000	0.0000
6.501	1016-1	0.0000	0.00	0.0000	0.0000	0.0000	0.0000
7.321	1016-2	0.0000	0.00	0.0000	0.0000	0.0000	0.0000
8.270	1016-3	0.0000	0.00	0.0000	0.0000	0.0000	0.0000
8.468	1016-4	0.0000	0.00	0.0000	0.0000	0.0000	0.0000
8.774	1016-5	11.4363	4729.18	28.5908	11.4363	4.5745	2.2873
11.737	1260-1	0.0000	0.00	0.0000	0.0000	0.0000	0.0000
12.807	1260-2	0.0000	0.00	0.0000	0.0000	0.0000	0.0000
12.901	1260-3	0.0000	0.00	0.0000	0.0000	0.0000	0.0000
13.006	1260-4	0.0000	0.00	0.0000	0.0000	0.0000	0.0000
13.424	1260-5	3.4470	2784.55	8.6175	3.4470	1.3788	0.6894
16.709	DCBP SURR	0.0000	0.00	0.0000	0.0000	0.0000	0.0000
		114.8833	1015841.50				

7D
PCB CALIBRATION VERIFICATION SUMMARY
Primary

Lab Name: Phoenix Environmental Client: NETC

Lab Code: Phoenix Case No.: SAS No.: SDG No.: GBY76292

GC Col A: RTX-440 ID: 0.53 (mm) Init. Calib. Date(s): 07/18/17 07/18/17

EPA Sample No.(PIBLK): Date Analyzed:

LAB Sample ID (PIBLK): Time Analyzed:

EPA Sample No.(PEM): mix 600;15y Date Analyzed: 08/03/17

LAB Sample ID (PEM): mix 600;15y - 802A087 Time Analyzed: 23:38

Instrument: ECD1 File: 802A087

COMPOUND	RT	RT WINDOW FROM	RT WINDOW TO	RAW AMOUNT ppb	NOM AMOUNT ppb	% D		CF
Aroclor 1016-1	5.77	5.75	5.85	552	600	8		0.041
Aroclor 1016-2	6.91	6.90	7.00	608	600	1		0.048
Aroclor 1016-3	7.56	7.54	7.64	520	600	13		0.166
Aroclor 1016-4	7.69	7.66	7.76	554	600	8		0.061
Aroclor 1016-5	7.88	7.86	7.96	558	600	7		0.049
Aroclor 1260-1	10.95	10.91	11.05	572	600	5		0.079
Aroclor 1260-2	12.04	12.00	12.14	636	600	6		0.105
Aroclor 1260-3	12.25	12.21	12.35	611	600	2		0.067
Aroclor 1260-4	12.36	12.32	12.46	708	600	18		0.036
Aroclor 1260-5	12.66	12.62	12.76	656	600	9		0.066

QC LIMITS:
%D must be less than or equal to 20% (*) Criteria exceeded. CF=Calibration/Response Factor

FORM VII PCB

7D
PCB CALIBRATION VERIFICATION SUMMARY
Confirmation

Lab Name: Phoenix Environmental Client: NETC

Lab Code: Phoenix Case No.: SAS No.: SDG No.: GBY76292

GC Col B: Rxi-35sil MS ID: 0.32 (mm) Init. Calib. Date(s): 07/18/17 07/18/17

EPA Sample No.(PIBLK): Date Analyzed:

LAB Sample ID (PIBLK): Time Analyzed:

EPA Sample No.(PEM): mix 600;15y Date Analyzed: 08/03/17

LAB Sample ID (PEM): mix 600;15y - 802B087 Time Analyzed: 23:38

Instrument: ECD1 File: 802B087

COMPOUND	RT	RT WINDOW FROM	RT WINDOW TO	RAW AMOUNT ppb	NOM AMOUNT ppb	% D		CF
Aroclor 1016-1	6.49	6.52	6.62	554	600	8		0.043
Aroclor 1016-2	7.31	7.35	7.45	593	600	1		0.075
Aroclor 1016-3	8.27	8.31	8.41	557	600	7		0.160
Aroclor 1016-4	8.46	8.51	8.61	605	600	1		0.061
Aroclor 1016-5	8.73	8.78	8.88	559	600	7		0.041
Aroclor 1260-1	11.72	11.77	11.91	610	600	2		0.081
Aroclor 1260-2	12.79	12.85	12.99	577	600	4		0.107
Aroclor 1260-3	12.89	12.94	13.08	612	600	2		0.071
Aroclor 1260-4	12.99	13.05	13.19	607	600	1		0.041
Aroclor 1260-5	13.45	13.51	13.65	600	600	0		0.080

QC LIMITS:
%D must be less than or equal to 20% (*) Criteria exceeded. CF=Calibration/Response Factor

FORM VII PCB

Client Id: Continuing Calibration

Software Version: 4.1<1L22>
Date: 8/4/2017 07:52 AM
Sample Name : mix 600;15y
Data File : E:\TC2017\ECD1\08-AUG\802A087.RAW Date: 8/3/2017 11:38 PM
Sequence File: E:\TC2017\ECD1\08-AUG\PCBSEQ.SEQ Cycle: 137 Channel : A
Instrument : AUTO_ECD1 Rack/Vial: 0/29 Operator:
Sample Amount : 1.0000 Dilution Factor : 1.00

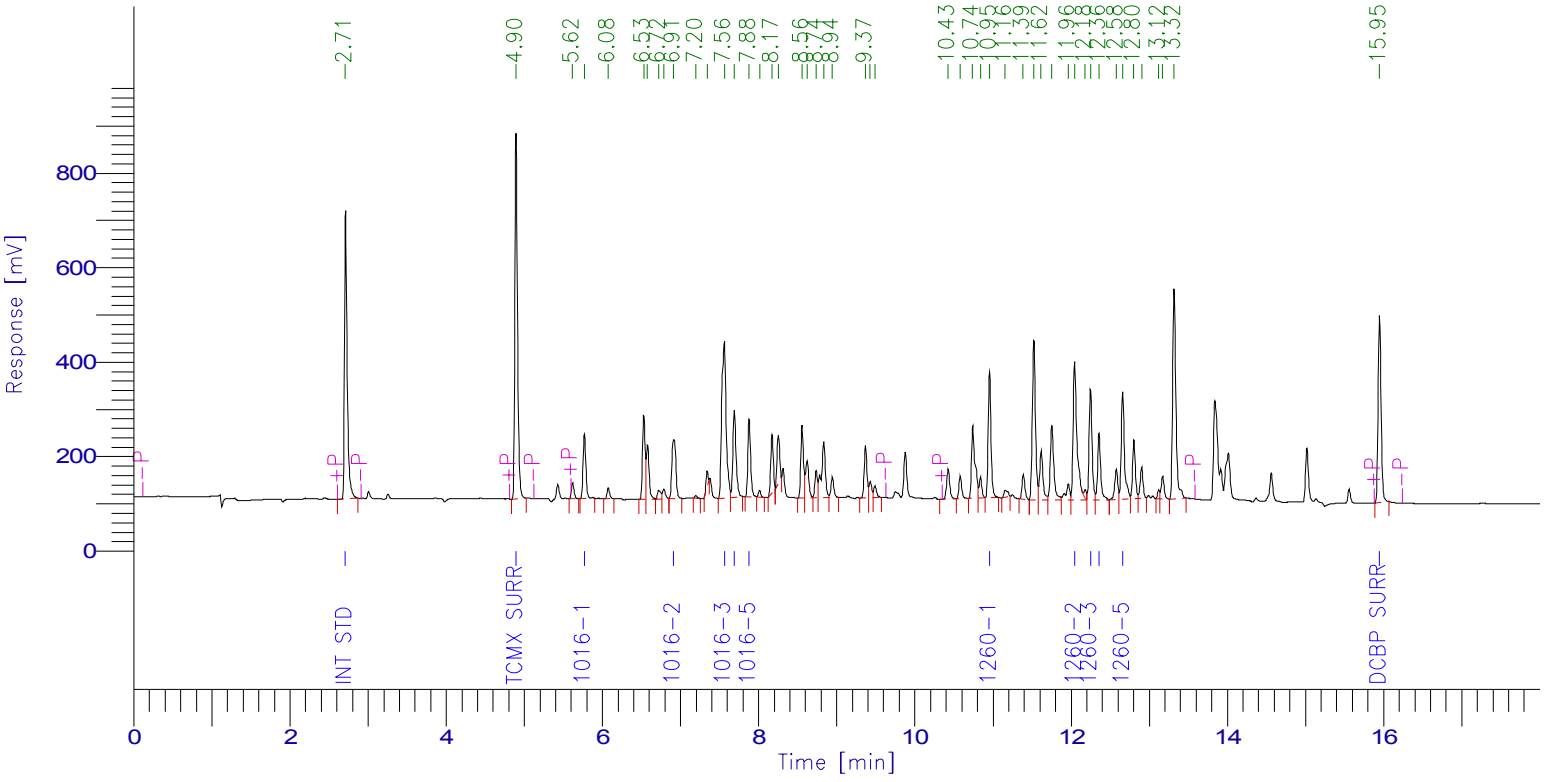

PCB Report

Time [min]	Component Name	Raw Amount	Area [µV·s]	Surrogate SM/WM	Surrogate QC / SL	Spike Rec Soils (%)	Spike Rec Water (%)
2.713	Int Std	100.0000	1511986.75	250.0000	100.0000	40.0000	20.0000
4.896	TCMX SURR	71.3283	1877812.26	178.3208	71.3283	28.5313	14.2657
5.769	1016-1	551.5601	338544.13	1378.9002	551.5601	220.6240	110.3120
6.914	1016-2	608.0671	440347.97	1520.1678	608.0671	243.2269	121.6134
7.561	1016-3	519.6265	1304479.31	1299.0663	519.6265	207.8506	103.9253
7.689	1016-4	553.5042	508966.96	1383.7604	553.5042	221.4017	110.7008
7.879	1016-5	557.8855	416610.19	1394.7137	557.8855	223.1542	111.5771
10.954	1260-1	572.2446	683571.64	1430.6115	572.2446	228.8978	114.4489
12.043	1260-2	635.5328	1008603.07	1588.8321	635.5328	254.2131	127.1066
12.247	1260-3	610.5095	622974.91	1526.2738	610.5095	244.2038	122.1019
12.356	1260-4	708.4241	390949.77	1771.0603	708.4241	283.3697	141.6848
12.658	1260-5	655.7899	656216.18	1639.4747	655.7899	262.3159	131.1580
15.946	DCBP SURR	77.1656	1045343.41	192.9141	77.1656	30.8663	15.4331
		6221.6383	10806406.55				

Client Id: Continuing Calibration

Software Version: 4.1<1L22>
Date: 8/4/2017 07:53 AM
Sample Name : mix 600;15y
Data File : E:\TC2017\ECD1\08-AUG\802B087.RAW Date: 8/3/2017 11:38 PM
Sequence File: E:\TC2017\ECD1\08-AUG\PCBSEQ.SEQ Cycle: 137 Channel : B
Instrument : AUTO_ECD1 Rack/Vial: 0/29 Operator:
Sample Amount : 1.0000 Dilution Factor : 1.00

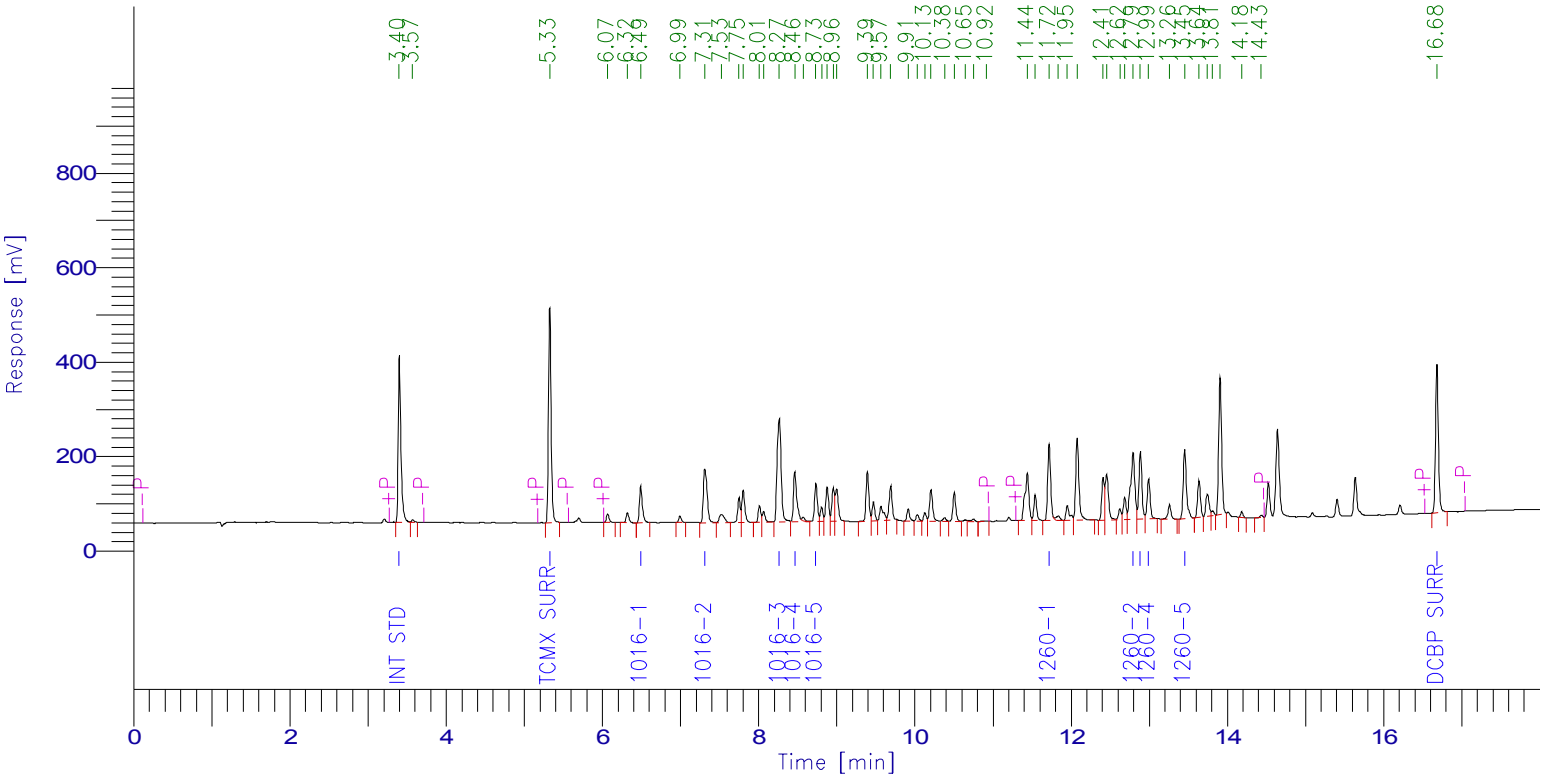

PCB Report

Time [min]	Component Name	Raw Amount	Area [µV·s]	Surrogate SM/WM	Surrogate QC / SL	Spike Rec Soils (%)	Spike Rec Water (%)
3.401	Int Std	100.0000	879547.27	250.0000	100.0000	40.0000	20.0000
5.326	TCMX SURR	72.9140	1089553.49	182.2851	72.9140	29.1656	14.5828
6.491	1016-1	553.7763	208119.09	1384.4408	553.7763	221.5105	110.7553
7.311	1016-2	593.4178	393085.86	1483.5446	593.4178	237.3671	118.6836
8.265	1016-3	557.3489	785173.56	1393.3721	557.3489	222.9395	111.4698
8.463	1016-4	605.1313	325534.29	1512.8282	605.1313	242.0525	121.0263
8.733	1016-5	559.1328	201684.71	1397.8321	559.1328	223.6531	111.8266
11.717	1260-1	609.7204	432491.66	1524.3011	609.7204	243.8882	121.9441
12.791	1260-2	576.6852	543377.79	1441.7131	576.6852	230.6741	115.3370
12.885	1260-3	611.9716	384536.01	1529.9290	611.9716	244.7886	122.3943
12.991	1260-4	607.4956	220058.43	1518.7389	607.4956	242.9982	121.4991
13.452	1260-5	600.3211	423012.82	1500.8027	600.3211	240.1284	120.0642
16.680	DCBP SURR	79.2654	830868.78	198.1636	79.2654	31.7062	15.8531
		6127.1805	6717043.77				

1D

PCB ORGANICS ANALYSIS DATA SHEET

CLIENT SAMPLE NO.

BY76293 LCS

Lab Name: Phoenix Environmental Client: NETC

Lab Code: Phoenix Instr: CL_ECD1 Column.: RTX-440 0.32 SDG No.: GBY76292

Matrix: (soil/water) WATER Lab Sample ID: BY76293 LCS

Sample wt/vol: 1000 (g/mL) mL Lab File ID: 802A022

% Moisture: n.a. decanted: (Y/N) N Date Received: 08/01/17

Extraction: (SepF/Cont/ASE) Unknown Date Extracted: 08/01/17

Concentrated Extract Volume: 5000 (uL) Date Analyzed: 08/02/17

Injection Volume: 1 (uL) Dilution Factor: 1

CONCENTRATION UNITS:
(mg/L or mg/Kg) ug/L

CAS NO.	COMPOUND	CF	CONC	P/C	Q	MDL	PQL
12674-11-2	Aroclor-1016	MC	2.44	C		0.25	0.25
11104-28-2	Aroclor-1221	MC	0.25	C	U	0.25	0.25
11141-16-5	Aroclor-1232	MC	0.25	C	U	0.25	0.25
53469-21-9	Aroclor-1242	MC	0.25	C	U	0.25	0.25
12672-29-6	Aroclor-1248	MC	0.25	C	U	0.25	0.25
11097-69-1	Aroclor-1254	MC	0.25	C	U	0.25	0.25
11096-82-5	Aroclor-1260	MC	2.50	C		0.25	0.25
37324-23-5	Aroclor-1262	MC	0.25	C	U	0.25	0.25
11100-14-4	Aroclor-1268	MC	0.25	C	U	0.25	0.25
2051-24-3	Decachlorobiphenyl	1.674	110	C		%	%
877-09-8	Tetrachloro-m-xylene	1.608	100	C		%	%

12674-11-2 Sample Result Calc: ((488.609raw * 1df * 5fv) / (1000wt-vol * 1%sol) = 2.44

Both channels need to have the compound detected for a concentration to be reported on either channel.
U1=Due to matrix interference and/or the presence of a large amount of non-target material, the reporting level for this compound has been elevated.
U2=The presence of this compound was not confirmed by the analyst based on the characteristic pattern matching of multi-component parameters, retention time, and/or peak shape.

P/C: P=Primary Result C=Confirmation Result X=Not Used CF=Calculated Calibration/Response Factor MC=Multi-Component

1D

PCB ORGANICS ANALYSIS DATA SHEET

CLIENT SAMPLE NO.

BY76293 LCS

Lab Name: Phoenix Environmental Client: NETC

Lab Code: Phoenix Instr: CL_ECD1 Column.: Rxi-Sil MS 0.32 SDG No.: GBY76292

Matrix: (soil/water) WATER Lab Sample ID: BY76293 LCS

Sample wt/vol: 1000 (g/mL) mL Lab File ID: 802B022

% Moisture: n.a. decanted: (Y/N) N Date Received: 08/01/17

Extraction: (SepF/Cont/ASE) Unknown Date Extracted: 08/01/17

Concentrated Extract Volume: 5000 (uL) Date Analyzed: 08/02/17

Injection Volume: 1 (uL) Dilution Factor: 1

CONCENTRATION UNITS:
(mg/L or mg/Kg) ug/L

CAS NO.	COMPOUND	CF	CONC	P/C	Q	MDL	PQL
12674-11-2	Aroclor-1016	MC	2.41	P		0.25	0.25
11104-28-2	Aroclor-1221	MC	0.25	P	U	0.25	0.25
11141-16-5	Aroclor-1232	MC	0.25	P	U	0.25	0.25
53469-21-9	Aroclor-1242	MC	0.25	P	U	0.25	0.25
12672-29-6	Aroclor-1248	MC	0.25	P	U	0.25	0.25
11097-69-1	Aroclor-1254	MC	0.25	P	U	0.25	0.25
11096-82-5	Aroclor-1260	MC	2.63	P		0.25	0.25
37324-23-5	Aroclor-1262	MC	0.25	P	U	0.25	0.25
11100-14-4	Aroclor-1268	MC	0.25	P	U	0.25	0.25
2051-24-3	Decachlorobiphenyl	1.266	114	P		%	%
877-09-8	Tetrachloro-m-xylene	1.791	98	P		%	%

12674-11-2 Sample Result Calc: ((481.978raw * 1df * 5fv) / (1000wt-vol * 1%sol) = 2.41

Both channels need to have the compound detected for a concentration to be reported on either channel.
U1=Due to matrix interference and/or the presence of a large amount of non-target material, the reporting level for this compound has been elevated.
U2=The presence of this compound was not confirmed by the analyst based on the characteristic pattern matching of multi-component parameters, retention time, and/or peak shape.

P/C: P=Primary Result C=Confirmation Result X=Not Used CF=Calculated Calibration/Response Factor MC=Multi-Component

CLIENT SAMPLE NO

BB-2 LCS

PCB IDENTIFICATION SUMMARY

Lab Name: Phoenix Environmental Labs Client: NETC

Lab Code: Phoenix Lab File ID: 802A022 | 802B022 SDG No.: GBY76292

Lab SampleID: BY76293 Instrument ID: CL_ECD1 Date Analyzed: 8/2/17 19:20

GC Column(A): RTX-440 ID: 0.32 (mm) GC Column(B): Rxi-Sil MS ID: 0.32 (mm)

ANALYTE	COL	RT	RT WINDOW FROM	RT WINDOW TO	CALCULATED CONC	CF	%RPD	*
Aroclor 1016-1	A	5.66	5.59	5.69	2.36	0.040	NA	
	B	6.29	6.21	6.31	2.37	0.048		
Aroclor 1016-2	A	6.80	6.72	6.82	2.33	0.054	NA	
	B	7.11	7.03	7.13	2.37	0.096		
Aroclor 1016-3	A	7.45	7.37	7.47	2.37	0.161	NA	
	B	8.06	7.98	8.08	2.38	0.182		
Aroclor 1016-4	A	7.76	7.69	7.79	2.63	0.051	NA	
	B	8.26	8.17	8.27	2.40	0.074		
Aroclor 1016-5	A	8.44	8.36	8.46	2.53	0.046	NA	
	B	9.19	9.10	9.20	2.53	0.058		
Aroclor-1016	A				2.44		1.2	
	B				2.41			
Aroclor 1260-1	A	10.84	10.73	10.87	2.50	0.090	NA	
	B	11.52	11.40	11.54	2.54	0.102		
Aroclor 1260-2	A	11.41	11.30	11.44	2.46	0.144	NA	
	B	11.88	11.76	11.90	2.55	0.115		
Aroclor 1260-3	A	11.92	11.81	11.95	2.56	0.140	NA	
	B	12.69	12.57	12.71	2.67	0.085		
Aroclor 1260-4	A	12.13	12.02	12.16	2.51	0.092	NA	
	B	12.80	12.67	12.81	2.74	0.047		
Aroclor 1260-5	A	12.54	12.42	12.56	2.49	0.074	NA	
	B	13.25	13.13	13.27	2.64	0.094		
Aroclor-1260	A				2.50		5.1	
	B				2.63			

%RPD must be less than or equal to 40% (*) Criteria exceeded.

NC - (No Criteria) %RPD is not calculated when either result is less than 2 times the reporting level.

CF = Calculated Calibration/Response Factor

FORM X PCB

Client Id: QC Laboratory Control Sample (LCS) BY76293

Software Version: 4.1<1L22>
Date: 8/3/2017 10:45 AM
Sample Name : LCS 76293
Data File : E:\TC2017\CL_ECD1\08-AUG\802A022.RAW Date: 8/2/2017 07:20 PM
Sequence File: E:\TC2017\CL_ECD1\08-AUG\PCBSEQ.SEQ Cycle: 26 Channel : A
Instrument : CL_ECD1 Rack/Vial: 0/20 Operator:
Sample Amount : 1.0000 Dilution Factor : 1.00

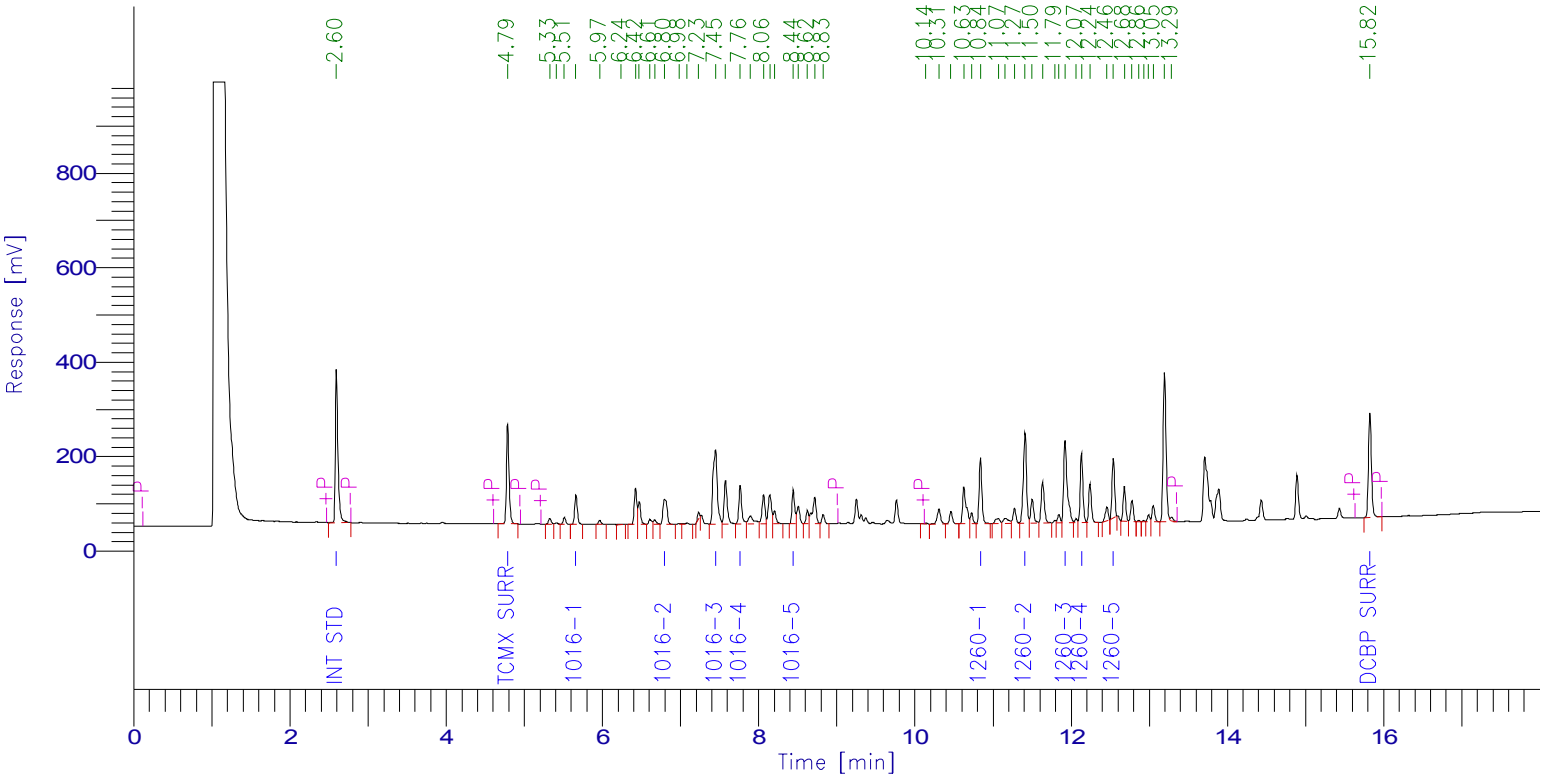

PCB Report

Time [min]	Component Name	Raw Amount	Area [µV·s]	Surrogate SM/WM	Surrogate QC / SL	Spike Rec Soils (%)	Spike Rec Water (%)
2.596	Int Std	100.0000	777275.86	250.0000	100.0000	40.0000	20.0000
4.788	TCMX SURR	40.0694	500856.25	100.1735	40.0694	16.0278	8.0139
5.661	1016-1	472.6763	146019.34	1181.6907	472.6763	189.0705	94.5353
6.795	1016-2	465.7149	194539.05	1164.2873	465.7149	186.2860	93.1430
7.449	1016-3	473.0829	592164.68	1182.7073	473.0829	189.2332	94.6166
7.763	1016-4	526.4744	210654.22	1316.1861	526.4744	210.5898	105.2949
8.442	1016-5	505.0950	180170.67	1262.7374	505.0950	202.0380	101.0190
10.838	1260-1	499.5364	349417.44	1248.8411	499.5364	199.8146	99.9073
11.409	1260-2	492.3201	550503.69	1230.8001	492.3201	196.9280	98.4640
11.921	1260-3	511.4370	555461.69	1278.5924	511.4370	204.5748	102.2874
12.132	1260-4	502.4082	358546.69	1256.0205	502.4082	200.9633	100.4816
12.538	1260-5	498.8204	287497.12	1247.0509	498.8204	199.5281	99.7641
15.823	DCBP SURR	43.9683	572089.28	109.9207	43.9683	17.5873	8.7937
		5131.6032	5275195.98				

Client Id: QC Laboratory Control Sample (LCS) BY76293

Software Version: 4.1<1L22>
Date: 8/3/2017 10:46 AM
Sample Name : LCS 76293
Data File : E:\TC2017\CL_ECD1\08-AUG\802B022.RAW Date: 8/2/2017 07:20 PM
Sequence File: E:\TC2017\CL_ECD1\08-AUG\PCBSEQ.SEQ Cycle: 26 Channel : B
Instrument : CL_ECD1 Rack/Vial: 0/20 Operator:
Sample Amount : 1.0000 Dilution Factor : 1.00

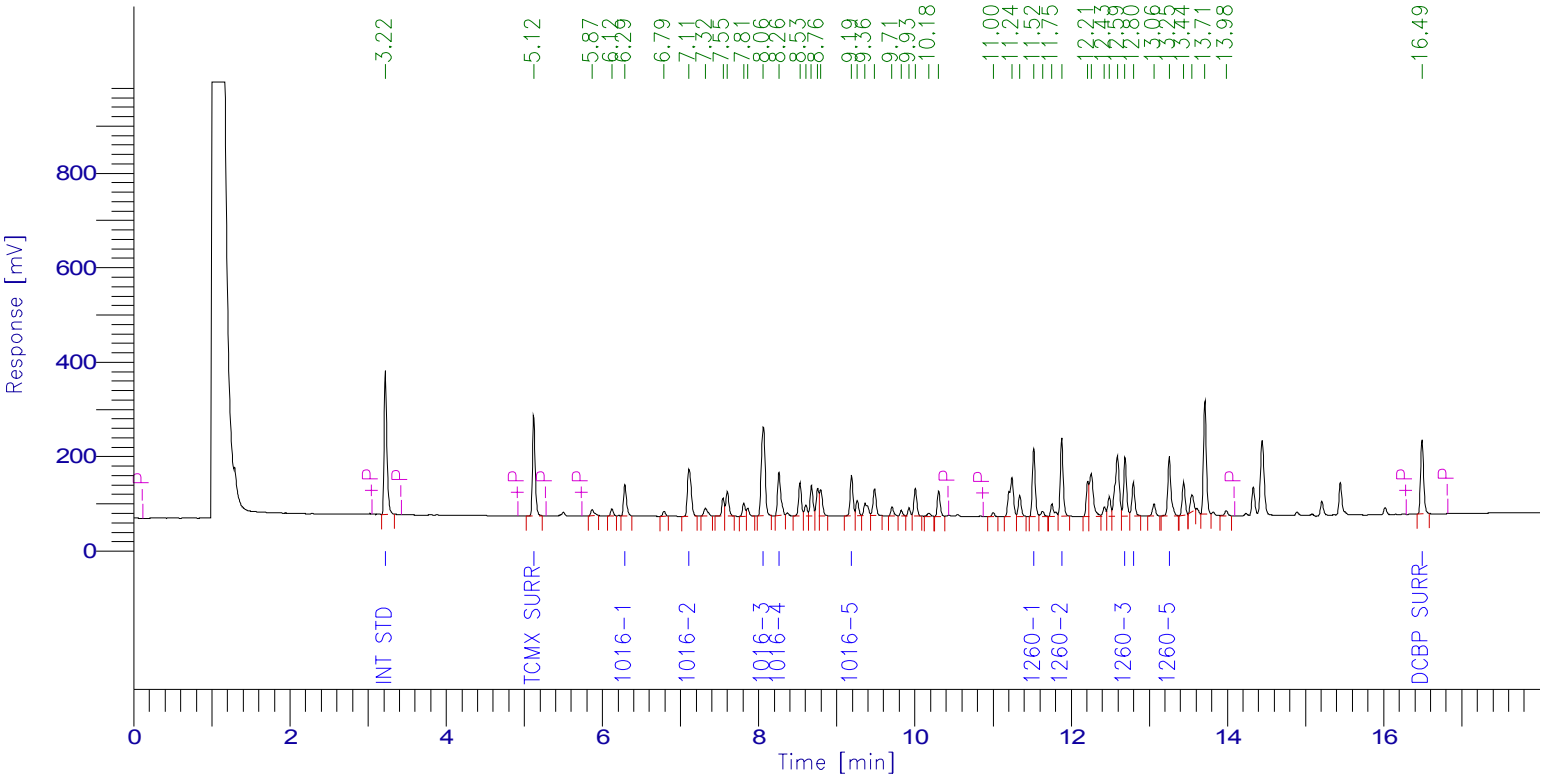

PCB Report

Time [min]	Component Name	Raw Amount	Area [µV·s]	Surrogate SM/WM	Surrogate QC / SL	Spike Rec Soils (%)	Spike Rec Water (%)
3.222	Int Std	100.0000	730521.06	250.0000	100.0000	40.0000	20.0000
5.121	TCMX SURR	39.3649	515101.89	98.4122	39.3649	15.7459	7.8730
6.289	1016-1	473.4502	167567.73	1183.6255	473.4502	189.3801	94.6900
7.109	1016-2	474.5190	332065.40	1186.2976	474.5190	189.8076	94.9038
8.061	1016-3	476.0410	632821.53	1190.1025	476.0410	190.4164	95.2082
8.260	1016-4	480.0352	258507.25	1200.0881	480.0352	192.0141	96.0070
9.188	1016-5	505.8445	212744.17	1264.6112	505.8445	202.3378	101.1689
11.520	1260-1	507.7315	379652.33	1269.3287	507.7315	203.0926	101.5463
11.878	1260-2	510.3573	430323.46	1275.8933	510.3573	204.1429	102.0715
12.689	1260-3	534.3160	329974.18	1335.7900	534.3160	213.7264	106.8632
12.795	1260-4	547.6880	187046.42	1369.2200	547.6880	219.0752	109.5376
13.254	1260-5	527.4498	362163.90	1318.6245	527.4498	210.9799	105.4900
16.491	DCBP SURR	45.5635	421433.99	113.9087	45.5635	18.2254	9.1127
		5222.3609	4959923.32				

1D

PCB ORGANICS ANALYSIS DATA SHEET

CLIENT SAMPLE NO.

BY76293 LCSD

Lab Name: Phoenix Environmental Client: NETC

Lab Code: Phoenix Instr: CL_ECD1 Column.: RTX-440 0.32 SDG No.: GBY76292

Matrix: (soil/water) WATER Lab Sample ID: BY76293 LCSD

Sample wt/vol: 1000 (g/mL) mL Lab File ID: 802A023

% Moisture: n.a. decanted: (Y/N) N Date Received: 08/01/17

Extraction: (SepF/Cont/ASE) Unknown Date Extracted: 08/01/17

Concentrated Extract Volume: 5000 (uL) Date Analyzed: 08/02/17

Injection Volume: 1 (uL) Dilution Factor: 1

CONCENTRATION UNITS:
(mg/L or mg/Kg) ug/L

CAS NO.	COMPOUND	CF	CONC	P/C	Q	MDL	PQL
12674-11-2	Aroclor-1016	MC	2.59	C		0.25	0.25
11104-28-2	Aroclor-1221	MC	0.25	C	U	0.25	0.25
11141-16-5	Aroclor-1232	MC	0.25	C	U	0.25	0.25
53469-21-9	Aroclor-1242	MC	0.25	C	U	0.25	0.25
12672-29-6	Aroclor-1248	MC	0.25	C	U	0.25	0.25
11097-69-1	Aroclor-1254	MC	0.25	C	U	0.25	0.25
11096-82-5	Aroclor-1260	MC	2.61	C		0.25	0.25
37324-23-5	Aroclor-1262	MC	0.25	C	U	0.25	0.25
11100-14-4	Aroclor-1268	MC	0.25	C	U	0.25	0.25
2051-24-3	Decachlorobiphenyl	1.674	115	C		%	%
877-09-8	Tetrachloro-m-xylene	1.608	104	C		%	%

12674-11-2 Sample Result Calc: ((517.835raw * 1df * 5fv) / (1000wt-vol * 1%sol) = 2.59

Both channels need to have the compound detected for a concentration to be reported on either channel.
U1=Due to matrix interference and/or the presence of a large amount of non-target material, the reporting level for this compound has been elevated.
U2=The presence of this compound was not confirmed by the analyst based on the characteristic pattern matching of multi-component parameters, retention time, and/or peak shape.

P/C: P=Primary Result C=Confirmation Result X=Not Used CF=Calculated Calibration/Response Factor MC=Multi-Component

1D

PCB ORGANICS ANALYSIS DATA SHEET

CLIENT SAMPLE NO.

BY76293 LCSD

Lab Name: Phoenix Environmental Client: NETC

Lab Code: Phoenix Instr: CL_ECD1 Column.: Rxi-Sil MS 0.32 SDG No.: GBY76292

Matrix: (soil/water) WATER Lab Sample ID: BY76293 LCSD

Sample wt/vol: 1000 (g/mL) mL Lab File ID: 802B023

% Moisture: n.a. decanted: (Y/N) N Date Received: 08/01/17

Extraction: (SepF/Cont/ASE) Unknown Date Extracted: 08/01/17

Concentrated Extract Volume: 5000 (uL) Date Analyzed: 08/02/17

Injection Volume: 1 (uL) Dilution Factor: 1

CONCENTRATION UNITS:
(mg/L or mg/Kg) ug/L

CAS NO.	COMPOUND	CF	CONC	P/C	Q	MDL	PQL
12674-11-2	Aroclor-1016	MC	2.54	P		0.25	0.25
11104-28-2	Aroclor-1221	MC	0.25	P	U	0.25	0.25
11141-16-5	Aroclor-1232	MC	0.25	P	U	0.25	0.25
53469-21-9	Aroclor-1242	MC	0.25	P	U	0.25	0.25
12672-29-6	Aroclor-1248	MC	0.25	P	U	0.25	0.25
11097-69-1	Aroclor-1254	MC	0.25	P	U	0.25	0.25
11096-82-5	Aroclor-1260	MC	2.73	P		0.25	0.25
37324-23-5	Aroclor-1262	MC	0.25	P	U	0.25	0.25
11100-14-4	Aroclor-1268	MC	0.25	P	U	0.25	0.25
2051-24-3	Decachlorobiphenyl	1.266	118	P		%	%
877-09-8	Tetrachloro-m-xylene	1.791	103	P		%	%

12674-11-2 Sample Result Calc: ((507.142raw * 1df * 5fv) / (1000wt-vol * 1%sol) = 2.54

Both channels need to have the compound detected for a concentration to be reported on either channel.
U1=Due to matrix interference and/or the presence of a large amount of non-target material, the reporting level for this compound has been elevated.
U2=The presence of this compound was not confirmed by the analyst based on the characteristic pattern matching of multi-component parameters, retention time, and/or peak shape.

P/C: P=Primary Result C=Confirmation Result X=Not Used CF=Calculated Calibration/Response Factor MC=Multi-Component

CLIENT SAMPLE NO

BB-2 LCSD

PCB IDENTIFICATION SUMMARY

Lab Name: Phoenix Environmental Labs Client: NETC

Lab Code: Phoenix Lab File ID: 802A023 | 802B023 SDG No.: GBY76292

Lab SampleID: BY76293 Instrument ID: CL_ECD1 Date Analyzed: 8/2/17 19:42

GC Column(A): RTX-440 ID: 0.32 (mm) GC Column(B): Rxi-Sil MS ID: 0.32 (mm)

ANALYTE	COL	RT	RT WINDOW FROM	RT WINDOW TO	CALCULATED CONC	CF	%RPD	*
Aroclor 1016-1	A	5.65	5.59	5.69	2.49	0.040	NA	
	B	6.28	6.21	6.31	2.50	0.048		
Aroclor 1016-2	A	6.78	6.72	6.82	2.48	0.054	NA	
	B	7.10	7.03	7.13	2.50	0.096		
Aroclor 1016-3	A	7.44	7.37	7.47	2.49	0.161	NA	
	B	8.05	7.98	8.08	2.49	0.182		
Aroclor 1016-4	A	7.75	7.69	7.79	2.79	0.051	NA	
	B	8.25	8.17	8.27	2.53	0.074		
Aroclor 1016-5	A	8.43	8.36	8.46	2.69	0.046	NA	
	B	9.18	9.10	9.20	2.66	0.058		
Aroclor-1016	A				2.59		1.9	
	B				2.54			
Aroclor 1260-1	A	10.83	10.73	10.87	2.59	0.090	NA	
	B	11.51	11.40	11.54	2.64	0.102		
Aroclor 1260-2	A	11.40	11.30	11.44	2.57	0.144	NA	
	B	11.87	11.76	11.90	2.65	0.115		
Aroclor 1260-3	A	11.91	11.81	11.95	2.66	0.140	NA	
	B	12.68	12.57	12.71	2.76	0.085		
Aroclor 1260-4	A	12.12	12.02	12.16	2.62	0.092	NA	
	B	12.78	12.67	12.81	2.84	0.047		
Aroclor 1260-5	A	12.53	12.42	12.56	2.59	0.074	NA	
	B	13.24	13.13	13.27	2.74	0.094		
Aroclor-1260	A				2.61		4.5	
	B				2.73			

%RPD must be less than or equal to 40% (*) Criteria exceeded.

NC - (No Criteria) %RPD is not calculated when either result is less than 2 times the reporting level.

CF = Calculated Calibration/Response Factor

FORM X PCB

Client Id: QC Laboratory Control Sample Duplicate (LCSD) BY76293

Software Version: 4.1<1L22>
Date: 8/3/2017 10:45 AM
Sample Name : LCSD 76293
Data File : E:\TC2017\CL_ECD1\08-AUG\802A023.RAW Date: 8/2/2017 07:42 PM
Sequence File: E:\TC2017\CL_ECD1\08-AUG\PCBSEQ.SEQ Cycle: 27 Channel : A
Instrument : CL_ECD1 Rack/Vial: 0/21 Operator:
Sample Amount : 1.0000 Dilution Factor : 1.00

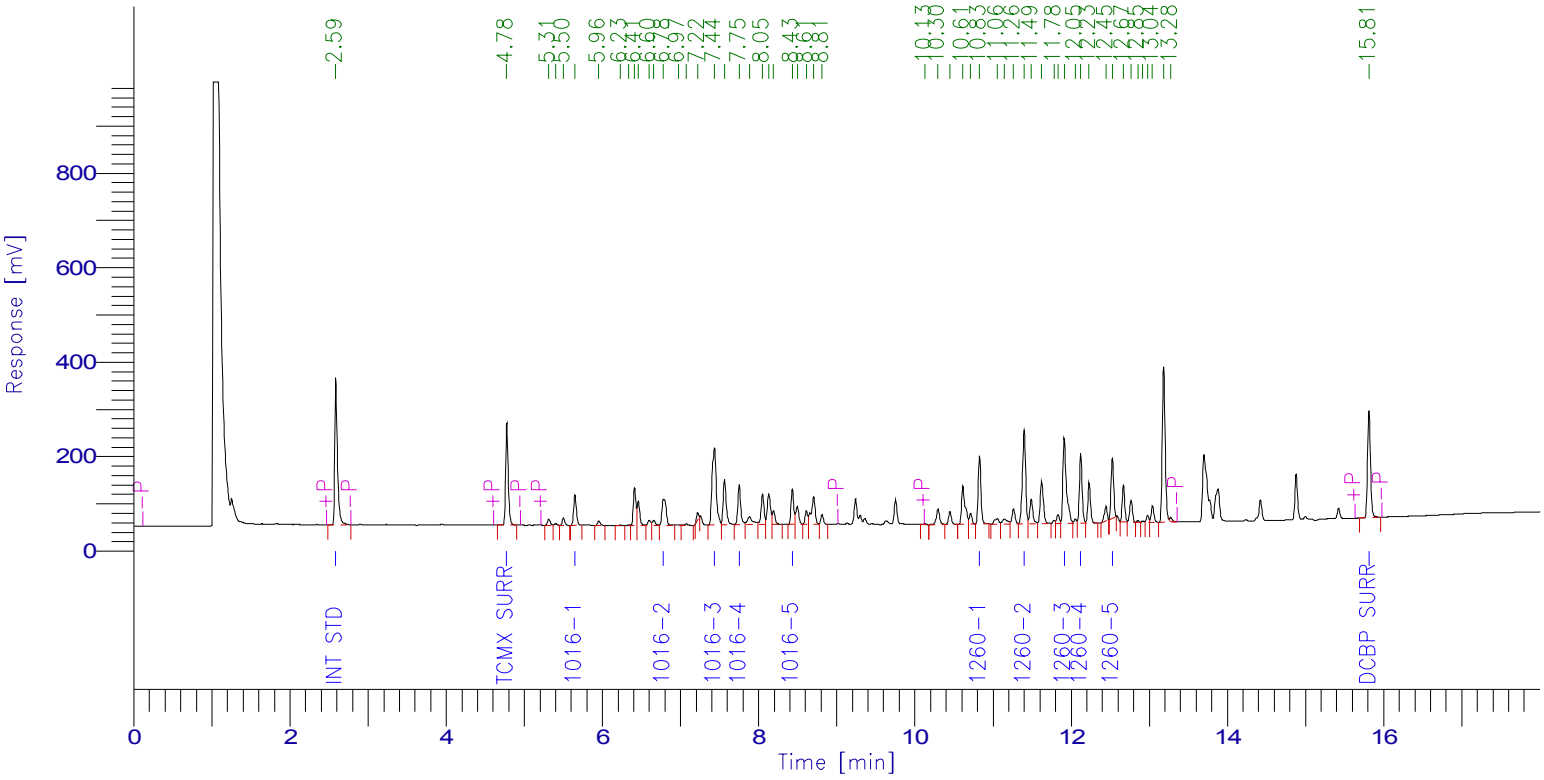

PCB Report

Time [min]	Component Name	Raw Amount	Area [µV·s]	Surrogate SM/WM	Surrogate QC / SL	Spike Rec Soils (%)	Spike Rec Water (%)
2.588	Int Std	100.0000	766469.42	250.0000	100.0000	40.0000	20.0000
4.777	TCMX SURR	41.6650	513560.06	104.1624	41.6650	16.6660	8.3330
5.649	1016-1	498.8961	151976.44	1247.2402	498.8961	199.5584	99.7792
6.782	1016-2	495.2929	204017.95	1238.2322	495.2929	198.1172	99.0586
7.437	1016-3	498.0900	614798.40	1245.2251	498.0900	199.2360	99.6180
7.751	1016-4	558.6456	220418.95	1396.6141	558.6456	223.4583	111.7291
8.430	1016-5	538.2512	189328.38	1345.6280	538.2512	215.3005	107.6502
10.826	1260-1	518.9741	357966.80	1297.4353	518.9741	207.5896	103.7948
11.397	1260-2	513.2612	565940.48	1283.1529	513.2612	205.3045	102.6522
11.911	1260-3	532.4180	570209.38	1331.0449	532.4180	212.9672	106.4836
12.122	1260-4	523.7987	368615.04	1309.4967	523.7987	209.5195	104.7597
12.526	1260-5	517.6421	294197.23	1294.1052	517.6421	207.0568	103.5284
15.811	DCBP SURR	45.8337	588069.81	114.5843	45.8337	18.3335	9.1667
		5382.7685	5405568.34				

Software Version: 4.1<1L22>
Date: 8/3/2017 10:46 AM
Sample Name : LCSD 76293
Data File : E:\TC2017\CL_ECD1\08-AUG\802B023.RAW Date: 8/2/2017 07:42 PM
Sequence File: E:\TC2017\CL_ECD1\08-AUG\PCBSEQ.SEQ Cycle: 27 Channel : B
Instrument : CL_ECD1 Rack/Vial: 0/21 Operator:
Sample Amount : 1.0000 Dilution Factor : 1.00

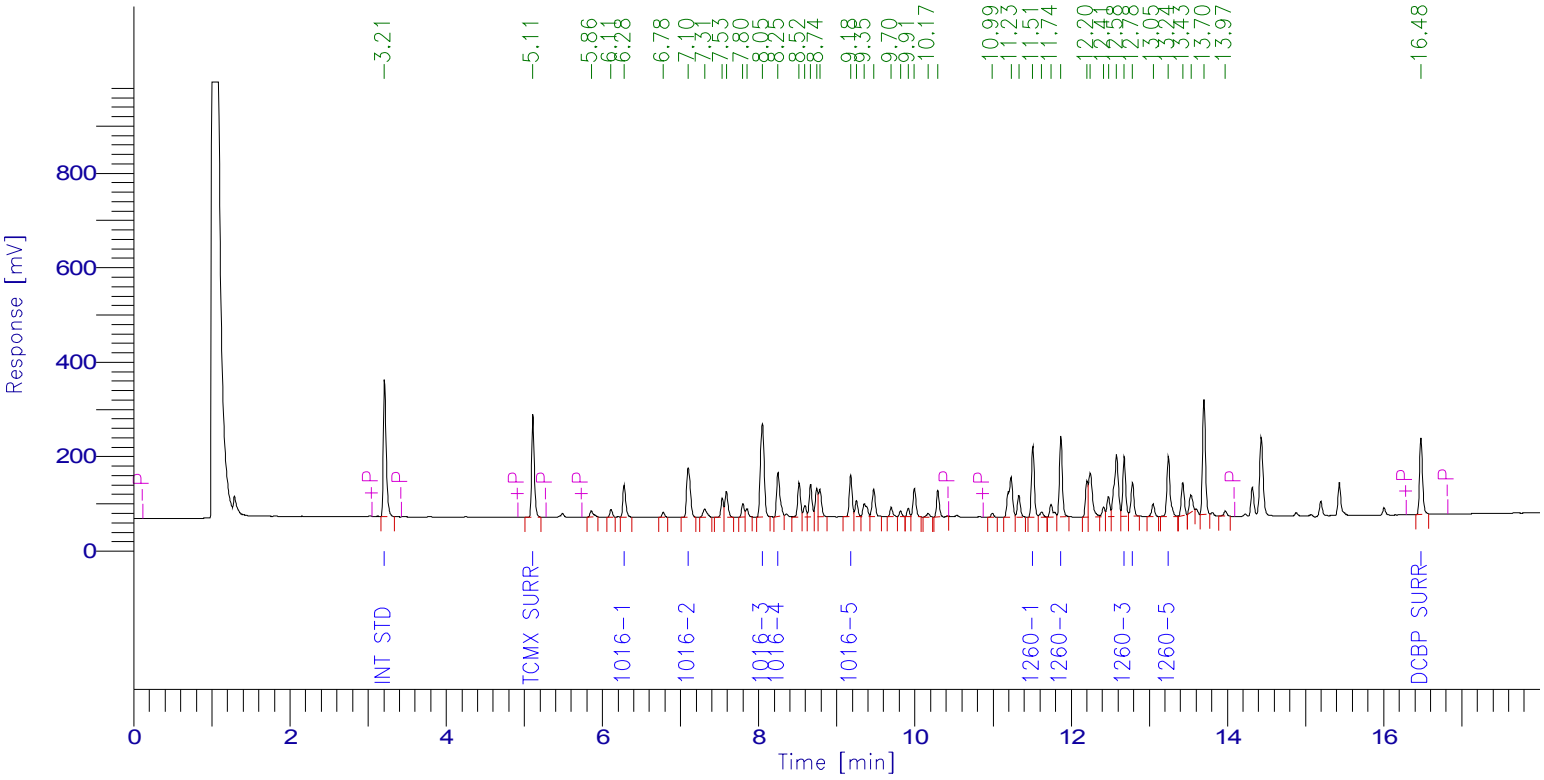

PCB Report

Time [min]	Component Name	Raw Amount	Area [µV·s]	Surrogate SM/WM	Surrogate QC / SL	Spike Rec Soils (%)	Spike Rec Water (%)
3.212	Int Std	100.0000	721667.35	250.0000	100.0000	40.0000	20.0000
5.110	TCMX SURR	41.1753	532262.02	102.9383	41.1753	16.4701	8.2351
6.279	1016-1	499.8327	174761.24	1249.5819	499.8327	199.9331	99.9665
7.098	1016-2	499.0158	344975.79	1247.5396	499.0158	199.6063	99.8032
8.048	1016-3	498.4711	654607.78	1246.1777	498.4711	199.3884	99.6942
8.249	1016-4	506.1133	269247.48	1265.2832	506.1133	202.4453	101.2227
9.178	1016-5	532.2761	221147.46	1330.6902	532.2761	212.9104	106.4552
11.509	1260-1	527.8424	389906.55	1319.6059	527.8424	211.1370	105.5685
11.867	1260-2	529.5279	441076.42	1323.8198	529.5279	211.8112	105.9056
12.678	1260-3	552.8208	337264.34	1382.0519	552.8208	221.1283	110.5642
12.784	1260-4	567.8063	191567.00	1419.5157	567.8063	227.1225	113.5613
13.243	1260-5	547.1691	371150.38	1367.9228	547.1691	218.8676	109.4338
16.477	DCBP SURR	47.3039	432229.08	118.2597	47.3039	18.9216	9.4608
		5449.3546	5081862.91				

1D

PCB ORGANICS ANALYSIS DATA SHEET

CLIENT SAMPLE NO.

BB-2 MS

Lab Name: Phoenix Environmental Client: NETC

Lab Code: Phoenix Instr: CL_ECD1 Column.: RTX-440 0.32 SDG No.: GBY76292

Matrix: (soil/water) WATER Lab Sample ID: BY76293 MS

Sample wt/vol: 1065 (g/mL) mL Lab File ID: 802A024

% Moisture: n.a. decanted: (Y/N) N Date Received: 08/01/17

Extraction: (SepF/Cont/ASE) Unknown Date Extracted: 08/01/17

Concentrated Extract Volume: 5000 (uL) Date Analyzed: 08/02/17

Injection Volume: 1 (uL) Dilution Factor: 1

CONCENTRATION UNITS:
(mg/L or mg/Kg) ug/L

CAS NO.	COMPOUND	CF	CONC	P/C	Q	MDL	PQL
12674-11-2	Aroclor-1016	MC	2.25	C		0.23	0.23
11104-28-2	Aroclor-1221	MC	0.23	C	U	0.23	0.23
11141-16-5	Aroclor-1232	MC	0.23	C	U	0.23	0.23
53469-21-9	Aroclor-1242	MC	0.23	C	U	0.23	0.23
12672-29-6	Aroclor-1248	MC	0.23	C	U	0.23	0.23
11097-69-1	Aroclor-1254	MC	0.23	C	U	0.23	0.23
11096-82-5	Aroclor-1260	MC	2.30	C		0.23	0.23
37324-23-5	Aroclor-1262	MC	0.23	C	U	0.23	0.23
11100-14-4	Aroclor-1268	MC	0.23	C	U	0.23	0.23
2051-24-3	Decachlorobiphenyl	1.674	92	C		%	%
877-09-8	Tetrachloro-m-xylene	1.608	103	C		%	%

12674-11-2 Sample Result Calc: ((480.181raw * 1df * 5fv) / (1065wt-vol * 1%sol) = 2.25

Both channels need to have the compound detected for a concentration to be reported on either channel.
U1=Due to matrix interference and/or the presence of a large amount of non-target material, the reporting level for this compound has been elevated.
U2=The presence of this compound was not confirmed by the analyst based on the characteristic pattern matching of multi-component parameters, retention time, and/or peak shape.

P/C: P=Primary Result C=Confirmation Result X=Not Used CF=Calculated Calibration/Response Factor MC=Multi-Component

1D

PCB ORGANICS ANALYSIS DATA SHEET

CLIENT SAMPLE NO.

BB-2 MS

Lab Name: Phoenix Environmental Client: NETC

Lab Code: Phoenix Instr: CL_ECD1 Column.: Rxi-Sil MS 0.32 SDG No.: GBY76292

Matrix: (soil/water) WATER Lab Sample ID: BY76293 MS

Sample wt/vol: 1065 (g/mL) mL Lab File ID: 802B024

% Moisture: n.a. decanted: (Y/N) N Date Received: 08/01/17

Extraction: (SepF/Cont/ASE) Unknown Date Extracted: 08/01/17

Concentrated Extract Volume: 5000 (uL) Date Analyzed: 08/02/17

Injection Volume: 1 (uL) Dilution Factor: 1

CONCENTRATION UNITS:
(mg/L or mg/Kg) ug/L

CAS NO.	COMPOUND	CF	CONC	P/C	Q	MDL	PQL
12674-11-2	Aroclor-1016	MC	2.31	P		0.23	0.23
11104-28-2	Aroclor-1221	MC	0.23	P	U	0.23	0.23
11141-16-5	Aroclor-1232	MC	0.23	P	U	0.23	0.23
53469-21-9	Aroclor-1242	MC	0.23	P	U	0.23	0.23
12672-29-6	Aroclor-1248	MC	0.23	P	U	0.23	0.23
11097-69-1	Aroclor-1254	MC	0.23	P	U	0.23	0.23
11096-82-5	Aroclor-1260	MC	2.30	P		0.23	0.23
37324-23-5	Aroclor-1262	MC	0.23	P	U	0.23	0.23
11100-14-4	Aroclor-1268	MC	0.23	P	U	0.23	0.23
2051-24-3	Decachlorobiphenyl	1.266	96	P		%	%
877-09-8	Tetrachloro-m-xylene	1.791	102	P		%	%

12674-11-2 Sample Result Calc: ((491.284raw * 1df * 5fv) / (1065wt-vol * 1%sol) = 2.31

Both channels need to have the compound detected for a concentration to be reported on either channel.
U1=Due to matrix interference and/or the presence of a large amount of non-target material, the reporting level for this compound has been elevated.
U2=The presence of this compound was not confirmed by the analyst based on the characteristic pattern matching of multi-component parameters, retention time, and/or peak shape.

P/C: P=Primary Result C=Confirmation Result X=Not Used CF=Calculated Calibration/Response Factor MC=Multi-Component

CLIENT SAMPLE NO

BB-2 MS

PCB IDENTIFICATION SUMMARY

Lab Name: Phoenix Environmental Labs Client: NETC

Lab Code: Phoenix Lab File ID: 802A024 | 802B024 SDG No.: GBY76292

Lab SampleID: BY76293 Instrument ID: CL_ECD1 Date Analyzed: 8/2/17 20:04

GC Column(A): RTX-440 ID: 0.32 (mm) GC Column(B): Rxi-Sil MS ID: 0.32 (mm)

ANALYTE	COL	RT	RT WINDOW FROM	RT WINDOW TO	CALCULATED CONC	CF	%RPD	*
Aroclor 1016-1	A	5.66	5.59	5.69	2.30	0.040	NA	
	B	6.28	6.21	6.31	2.29	0.048		
Aroclor 1016-2	A	6.79	6.72	6.82	2.13	0.054	NA	
	B	7.10	7.03	7.13	2.23	0.096		
Aroclor 1016-3	A	7.44	7.37	7.47	2.21	0.161	NA	
	B	8.05	7.98	8.08	2.24	0.182		
Aroclor 1016-4	A	7.76	7.69	7.79	2.32	0.051	NA	
	B	8.25	8.17	8.27	2.38	0.074		
Aroclor 1016-5	A	8.43	8.36	8.46	2.31	0.046	NA	
	B	9.18	9.10	9.20	2.38	0.058		
Aroclor-1016	A				2.25		2.6	
	B				2.31			
Aroclor 1260-1	A	10.83	10.73	10.87	2.22	0.090	NA	
	B	11.51	11.40	11.54	2.29	0.102		
Aroclor 1260-2	A	11.40	11.30	11.44	2.20	0.144	NA	
	B	11.87	11.76	11.90	2.28	0.115		
Aroclor 1260-3	A	11.91	11.81	11.95	2.25	0.140	NA	
	B	12.68	12.57	12.71	2.29	0.085		
Aroclor 1260-4	A	12.12	12.02	12.16	2.18	0.092	NA	
	B	12.78	12.67	12.81	2.37	0.047		
Aroclor 1260-5	A	12.53	12.42	12.56	2.62	0.074	NA	
	B	13.25	13.13	13.27	2.30	0.094		
Aroclor-1260	A				2.30		0.0	
	B				2.30			

%RPD must be less than or equal to 40% (*) Criteria exceeded.

NC - (No Criteria) %RPD is not calculated when either result is less than 2 times the reporting level.

CF = Calculated Calibration/Response Factor

FORM X PCB

Client Id: QC Matrix Sample (MS) BB-2

Software Version: 4.1<1L22>
Date: 8/3/2017 10:45 AM
Sample Name : MS 76293
Data File : E:\TC2017\CL_ECD1\08-AUG\802A024.RAW Date: 8/2/2017 08:04 PM
Sequence File: E:\TC2017\CL_ECD1\08-AUG\PCBSEQ.SEQ Cycle: 28 Channel : A
Instrument : CL_ECD1 Rack/Vial: 0/22 Operator:
Sample Amount : 1.0000 Dilution Factor : 1.00

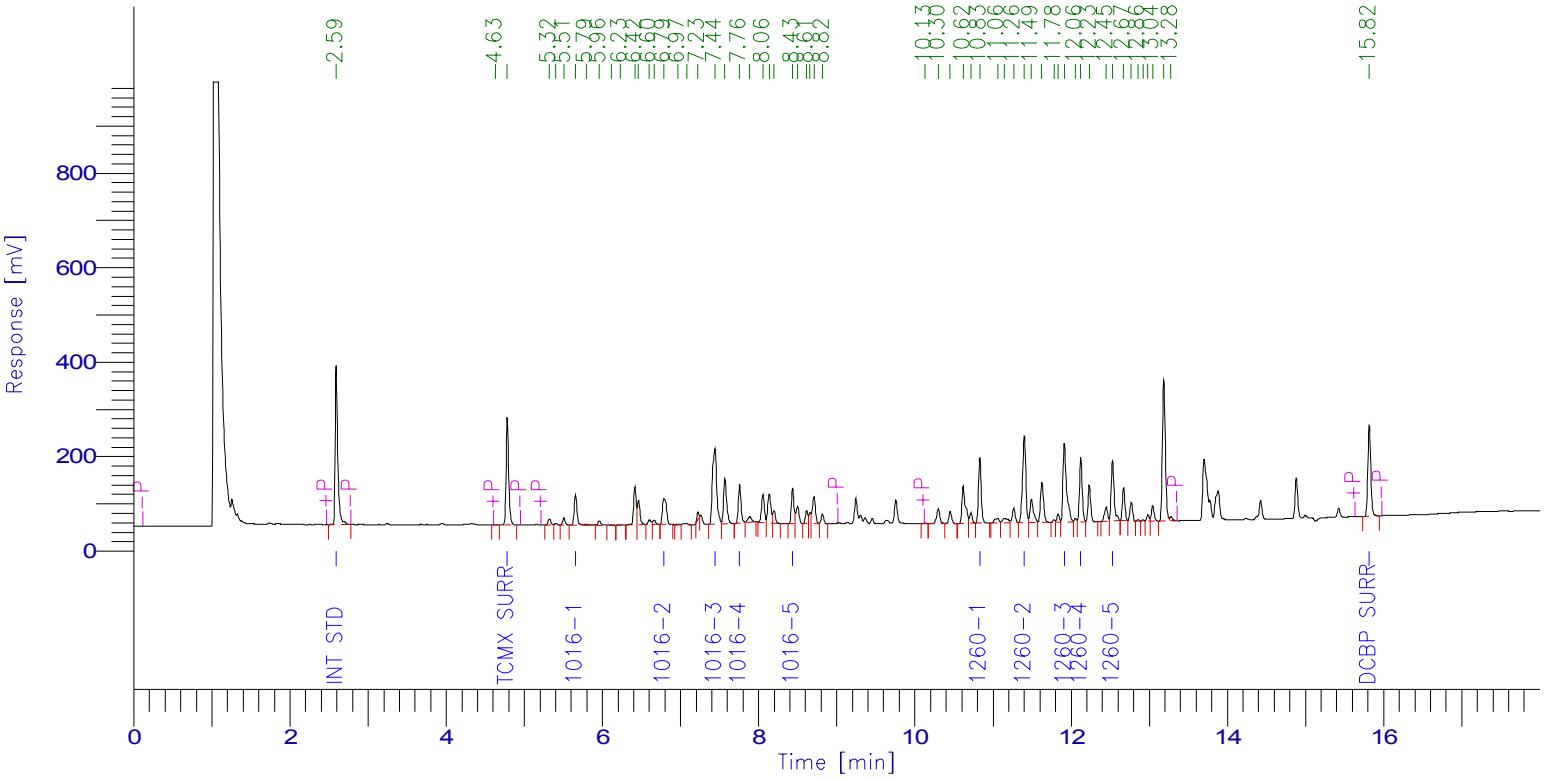

PCB Report

Time [min]	Component Name	Raw Amount	Area [µV·s]	Surrogate SM/WM	Surrogate QC / SL	Spike Rec Soils (%)	Spike Rec Water (%)
2.593	Int Std	100.0000	802991.16	250.0000	100.0000	40.0000	20.0000
4.783	TCMX SURR	41.2691	532918.79	103.1728	41.2691	16.5076	8.2538
5.655	1016-1	490.7585	156621.00	1226.8963	490.7585	196.3034	98.1517
6.787	1016-2	453.0980	195530.43	1132.7450	453.0980	181.2392	90.6196
7.442	1016-3	471.1197	609217.13	1177.7993	471.1197	188.4479	94.2239
7.757	1016-4	493.9848	204193.56	1234.9620	493.9848	197.5939	98.7970
8.434	1016-5	491.9461	181285.96	1229.8653	491.9461	196.7784	98.3892
10.830	1260-1	473.8865	342442.22	1184.7162	473.8865	189.5546	94.7773
11.400	1260-2	469.1158	541911.53	1172.7896	469.1158	187.6463	93.8232
11.912	1260-3	480.2042	538794.98	1200.5105	480.2042	192.0817	96.0408
12.123	1260-4	464.7185	342621.45	1161.7963	464.7185	185.8874	92.9437
12.528	1260-5	557.9507	332216.17	1394.8768	557.9507	223.1803	111.5901
15.815	DCBP SURR	36.6855	493121.62	91.7137	36.6855	14.6742	7.3371
		5024.7375	5273865.99				

Client Id: QC Matrix Sample (MS) BB-2

Software Version: 4.1<1L22>
Date: 8/3/2017 10:46 AM
Sample Name : MS 76293
Data File : E:\TC2017\CL_ECD1\08-AUG\802B024.RAW Date: 8/2/2017 08:04 PM
Sequence File: E:\TC2017\CL_ECD1\08-AUG\PCBSEQ.SEQ Cycle: 28 Channel : B
Instrument : CL_ECD1 Rack/Vial: 0/22 Operator:
Sample Amount : 1.0000 Dilution Factor : 1.00

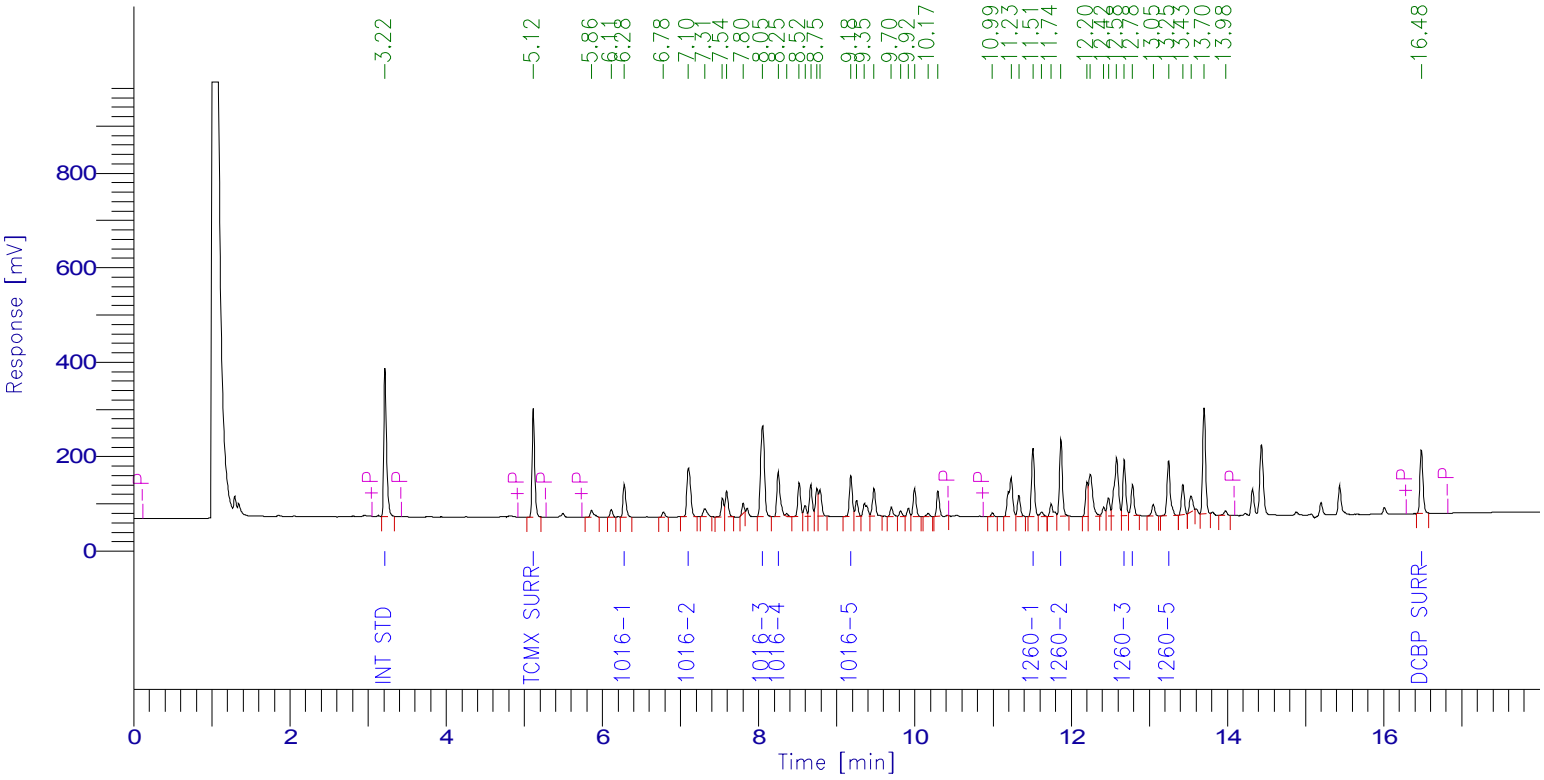

PCB Report

Time [min]	Component Name	Raw Amount	Area [µV·s]	Surrogate SM/WM	Surrogate QC / SL	Spike Rec Soils (%)	Spike Rec Water (%)
3.217	Int Std	100.0000	748866.62	250.0000	100.0000	40.0000	20.0000
5.116	TCMX SURR	40.7623	546783.25	101.9059	40.7623	16.3049	8.1525
6.281	1016-1	488.5421	177251.47	1221.3553	488.5421	195.4169	97.7084
7.102	1016-2	475.8265	341342.49	1189.5663	475.8265	190.3306	95.1653
8.051	1016-3	477.7750	651076.54	1194.4375	477.7750	191.1100	95.5550
8.251	1016-4	507.8827	280372.06	1269.7066	507.8827	203.1531	101.5765
9.180	1016-5	506.3938	218323.66	1265.9846	506.3938	202.5575	101.2788
11.510	1260-1	487.7926	373903.00	1219.4816	487.7926	195.1171	97.5585
11.868	1260-2	485.0937	419293.39	1212.7342	485.0937	194.0375	97.0187
12.679	1260-3	488.5332	309276.99	1221.3331	488.5332	195.4133	97.7066
12.784	1260-4	503.9316	176424.75	1259.8290	503.9316	201.5726	100.7863
13.246	1260-5	489.1136	344274.97	1222.7839	489.1136	195.6454	97.8227
16.482	DCBP SURR	38.2064	362260.44	95.5161	38.2064	15.2826	7.6413
		5089.8536	4949449.65				

1D

PCB ORGANICS ANALYSIS DATA SHEET

CLIENT SAMPLE NO.

BB-2 MSD

Lab Name: Phoenix Environmental Client: NETC

Lab Code: Phoenix Instr: CL_ECD1 Column.: RTX-440 0.32 SDG No.: GBY76292

Matrix: (soil/water) WATER Lab Sample ID: BY76293 MSD

Sample wt/vol: 1065 (g/mL) mL Lab File ID: 802A025

% Moisture: n.a. decanted: (Y/N) N Date Received: 08/01/17

Extraction: (SepF/Cont/ASE) Unknown Date Extracted: 08/01/17

Concentrated Extract Volume: 5000 (uL) Date Analyzed: 08/02/17

Injection Volume: 1 (uL) Dilution Factor: 1

CONCENTRATION UNITS:
(mg/L or mg/Kg) ug/L

CAS NO.	COMPOUND	CF	CONC	P/C	Q	MDL	PQL
12674-11-2	Aroclor-1016	MC	2.20	C		0.23	0.23
11104-28-2	Aroclor-1221	MC	0.23	C	U	0.23	0.23
11141-16-5	Aroclor-1232	MC	0.23	C	U	0.23	0.23
53469-21-9	Aroclor-1242	MC	0.23	C	U	0.23	0.23
12672-29-6	Aroclor-1248	MC	0.23	C	U	0.23	0.23
11097-69-1	Aroclor-1254	MC	0.23	C	U	0.23	0.23
11096-82-5	Aroclor-1260	MC	2.15	C		0.23	0.23
37324-23-5	Aroclor-1262	MC	0.23	C	U	0.23	0.23
11100-14-4	Aroclor-1268	MC	0.23	C	U	0.23	0.23
2051-24-3	Decachlorobiphenyl	1.674	90	C		%	%
877-09-8	Tetrachloro-m-xylene	1.608	97	C		%	%

12674-11-2 Sample Result Calc: ((469.385raw * 1df * 5fv) / (1065wt-vol * 1%sol) = 2.20

Both channels need to have the compound detected for a concentration to be reported on either channel.
U1=Due to matrix interference and/or the presence of a large amount of non-target material, the reporting level for this compound has been elevated.
U2=The presence of this compound was not confirmed by the analyst based on the characteristic pattern matching of multi-component parameters, retention time, and/or peak shape.

P/C: P=Primary Result C=Confirmation Result X=Not Used CF=Calculated Calibration/Response Factor MC=Multi-Component

1D

PCB ORGANICS ANALYSIS DATA SHEET

CLIENT SAMPLE NO.

BB-2 MSD

Lab Name: Phoenix Environmental Client: NETC

Lab Code: Phoenix Instr: CL_ECD1 Column.: Rxi-Sil MS 0.32 SDG No.: GBY76292

Matrix: (soil/water) WATER Lab Sample ID: BY76293 MSD

Sample wt/vol: 1065 (g/mL) mL Lab File ID: 802B025

% Moisture: n.a. decanted: (Y/N) N Date Received: 08/01/17

Extraction: (SepF/Cont/ASE) Unknown Date Extracted: 08/01/17

Concentrated Extract Volume: 5000 (uL) Date Analyzed: 08/02/17

Injection Volume: 1 (uL) Dilution Factor: 1

CONCENTRATION UNITS:
(mg/L or mg/Kg) ug/L

CAS NO.	COMPOUND	CF	CONC	P/C	Q	MDL	PQL
12674-11-2	Aroclor-1016	MC	2.19	P		0.23	0.23
11104-28-2	Aroclor-1221	MC	0.23	P	U	0.23	0.23
11141-16-5	Aroclor-1232	MC	0.23	P	U	0.23	0.23
53469-21-9	Aroclor-1242	MC	0.23	P	U	0.23	0.23
12672-29-6	Aroclor-1248	MC	0.23	P	U	0.23	0.23
11097-69-1	Aroclor-1254	MC	0.23	P	U	0.23	0.23
11096-82-5	Aroclor-1260	MC	2.23	P		0.23	0.23
37324-23-5	Aroclor-1262	MC	0.23	P	U	0.23	0.23
11100-14-4	Aroclor-1268	MC	0.23	P	U	0.23	0.23
2051-24-3	Decachlorobiphenyl	1.266	93	P		%	%
877-09-8	Tetrachloro-m-xylene	1.791	96	P		%	%

12674-11-2 Sample Result Calc: ((466.536raw * 1df * 5fv) / (1065wt-vol * 1%sol) = 2.19

Both channels need to have the compound detected for a concentration to be reported on either channel.
U1=Due to matrix interference and/or the presence of a large amount of non-target material, the reporting level for this compound has been elevated.
U2=The presence of this compound was not confirmed by the analyst based on the characteristic pattern matching of multi-component parameters, retention time, and/or peak shape.

P/C: P=Primary Result C=Confirmation Result X=Not Used CF=Calculated Calibration/Response Factor MC=Multi-Component

CLIENT SAMPLE NO

BB-2 MSD

PCB IDENTIFICATION SUMMARY

Lab Name: Phoenix Environmental Labs Client: NETC

Lab Code: Phoenix Lab File ID: 802A025 | 802B025 SDG No.: GBY76292

Lab SampleID: BY76293 Instrument ID: CL_ECD1 Date Analyzed: 8/2/17 20:26

GC Column(A): RTX-440 ID: 0.32 (mm) GC Column(B): Rxi-Sil MS ID: 0.32 (mm)

ANALYTE	COL	RT	RT WINDOW FROM	RT WINDOW TO	CALCULATED CONC	CF	%RPD	*
Aroclor 1016-1	A	5.66	5.59	5.69	2.19	0.040	NA	
	B	6.28	6.21	6.31	2.18	0.048		
Aroclor 1016-2	A	6.79	6.72	6.82	2.06	0.054	NA	
	B	7.11	7.03	7.13	2.18	0.096		
Aroclor 1016-3	A	7.44	7.37	7.47	2.14	0.161	NA	
	B	8.06	7.98	8.08	2.15	0.182		
Aroclor 1016-4	A	7.76	7.69	7.79	2.38	0.051	NA	
	B	8.26	8.17	8.27	2.17	0.074		
Aroclor 1016-5	A	8.44	8.36	8.46	2.25	0.046	NA	
	B	9.19	9.10	9.20	2.27	0.058		
Aroclor-1016	A				2.20		0.5	
	B				2.19			
Aroclor 1260-1	A	10.84	10.73	10.87	2.17	0.090	NA	
	B	11.52	11.40	11.54	2.21	0.102		
Aroclor 1260-2	A	11.41	11.30	11.44	2.14	0.144	NA	
	B	11.87	11.76	11.90	2.21	0.115		
Aroclor 1260-3	A	11.92	11.81	11.95	2.19	0.140	NA	
	B	12.69	12.57	12.71	2.25	0.085		
Aroclor 1260-4	A	12.13	12.02	12.16	2.12	0.092	NA	
	B	12.79	12.67	12.81	2.27	0.047		
Aroclor 1260-5	A	12.53	12.42	12.56	2.10	0.074	NA	
	B	13.25	13.13	13.27	2.22	0.094		
Aroclor-1260	A				2.15		3.7	
	B				2.23			

%RPD must be less than or equal to 40% (*) Criteria exceeded.

NC - (No Criteria) %RPD is not calculated when either result is less than 2 times the reporting level.

CF = Calculated Calibration/Response Factor

FORM X PCB

Client Id: QC Matrix Sample Duplicate (MSD) BB-2

Software Version: 4.1<1L22>
Date: 8/3/2017 10:45 AM
Sample Name : MSD 76293
Data File : E:\TC2017\CL_ECD1\08-AUG\802A025.RAW Date: 8/2/2017 08:26 PM
Sequence File: E:\TC2017\CL_ECD1\08-AUG\PCBSEQ.SEQ Cycle: 29 Channel : A
Instrument : CL_ECD1 Rack/Vial: 0/23 Operator:
Sample Amount : 1.0000 Dilution Factor : 1.00

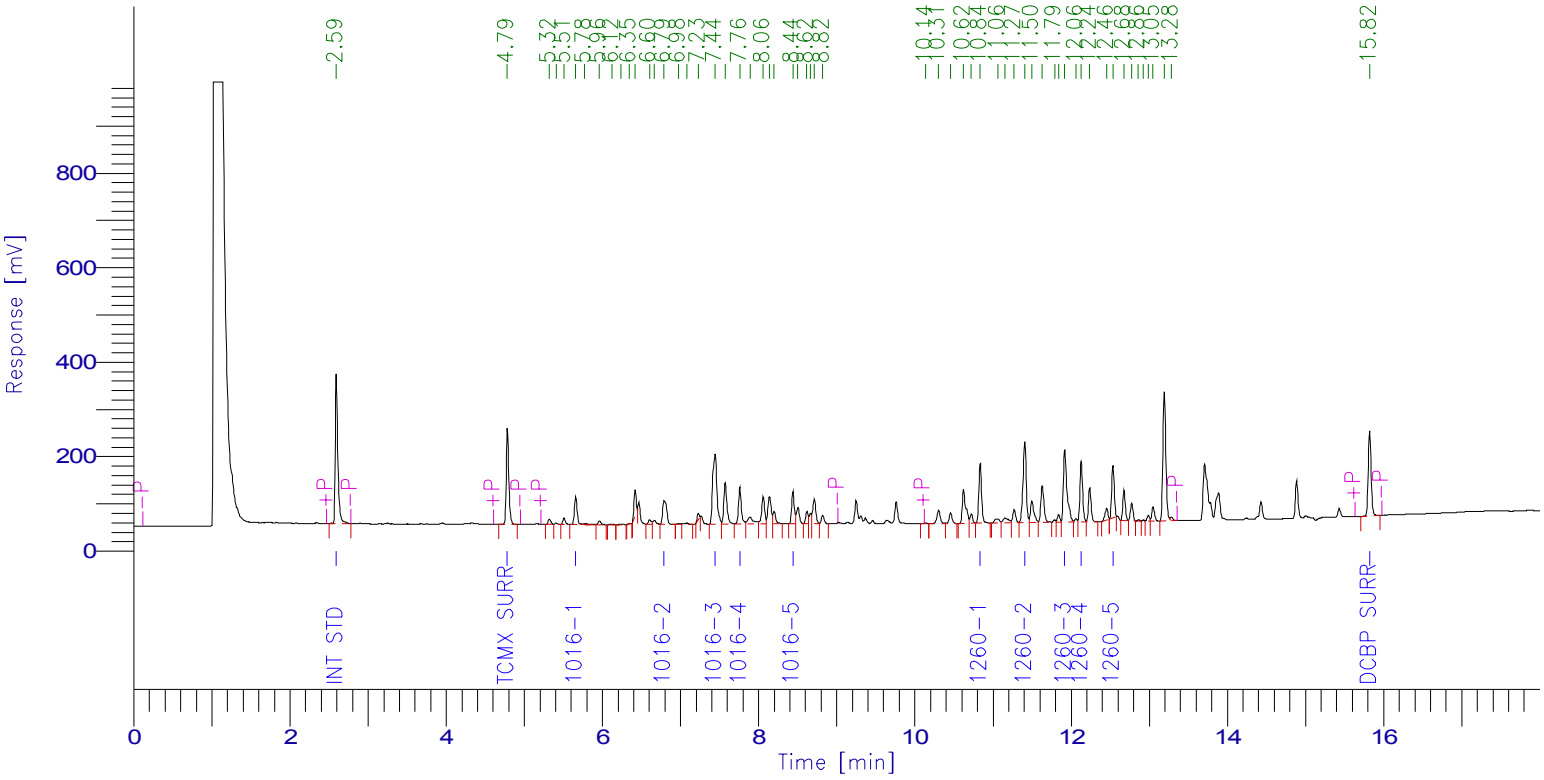

PCB Report

Time [min]	Component Name	Raw Amount	Area [µV·s]	Surrogate SM/WM	Surrogate QC / SL	Spike Rec Soils (%)	Spike Rec Water (%)
2.594	Int Std	100.0000	754904.33	250.0000	100.0000	40.0000	20.0000
4.785	TCMX SURR	38.7488	470408.27	96.8719	38.7488	15.4995	7.7498
5.658	1016-1	466.2902	139900.61	1165.7256	466.2902	186.5161	93.2580
6.791	1016-2	439.2215	178191.49	1098.0537	439.2215	175.6886	87.8443
7.444	1016-3	454.7845	552875.85	1136.9612	454.7845	181.9138	90.9569
7.759	1016-4	507.1088	197065.55	1267.7719	507.1088	202.8435	101.4218
8.438	1016-5	479.5224	166125.65	1198.8060	479.5224	191.8090	95.9045
10.835	1260-1	463.2450	314705.92	1158.1126	463.2450	185.2980	92.6490
11.405	1260-2	455.7521	494946.30	1139.3802	455.7521	182.3008	91.1504
11.918	1260-3	465.5909	491115.00	1163.9772	465.5909	186.2364	93.1182
12.128	1260-4	451.8775	313203.38	1129.6938	451.8775	180.7510	90.3755
12.534	1260-5	448.1585	250863.61	1120.3961	448.1585	179.2634	89.6317
15.820	DCBP SURR	36.1984	457436.00	90.4960	36.1984	14.4794	7.2397
		4806.4985	4781741.94				

Client Id: QC Matrix Sample Duplicate (MSD) BB-2

Software Version: 4.1<1L22>
Date: 8/3/2017 10:46 AM
Sample Name : MSD 76293
Data File : E:\TC2017\CL_ECD1\08-AUG\802B025.RAW Date: 8/2/2017 08:26 PM
Sequence File: E:\TC2017\CL_ECD1\08-AUG\PCBSEQ.SEQ Cycle: 29 Channel : B
Instrument : CL_ECD1 Rack/Vial: 0/23 Operator:
Sample Amount : 1.0000 Dilution Factor : 1.00

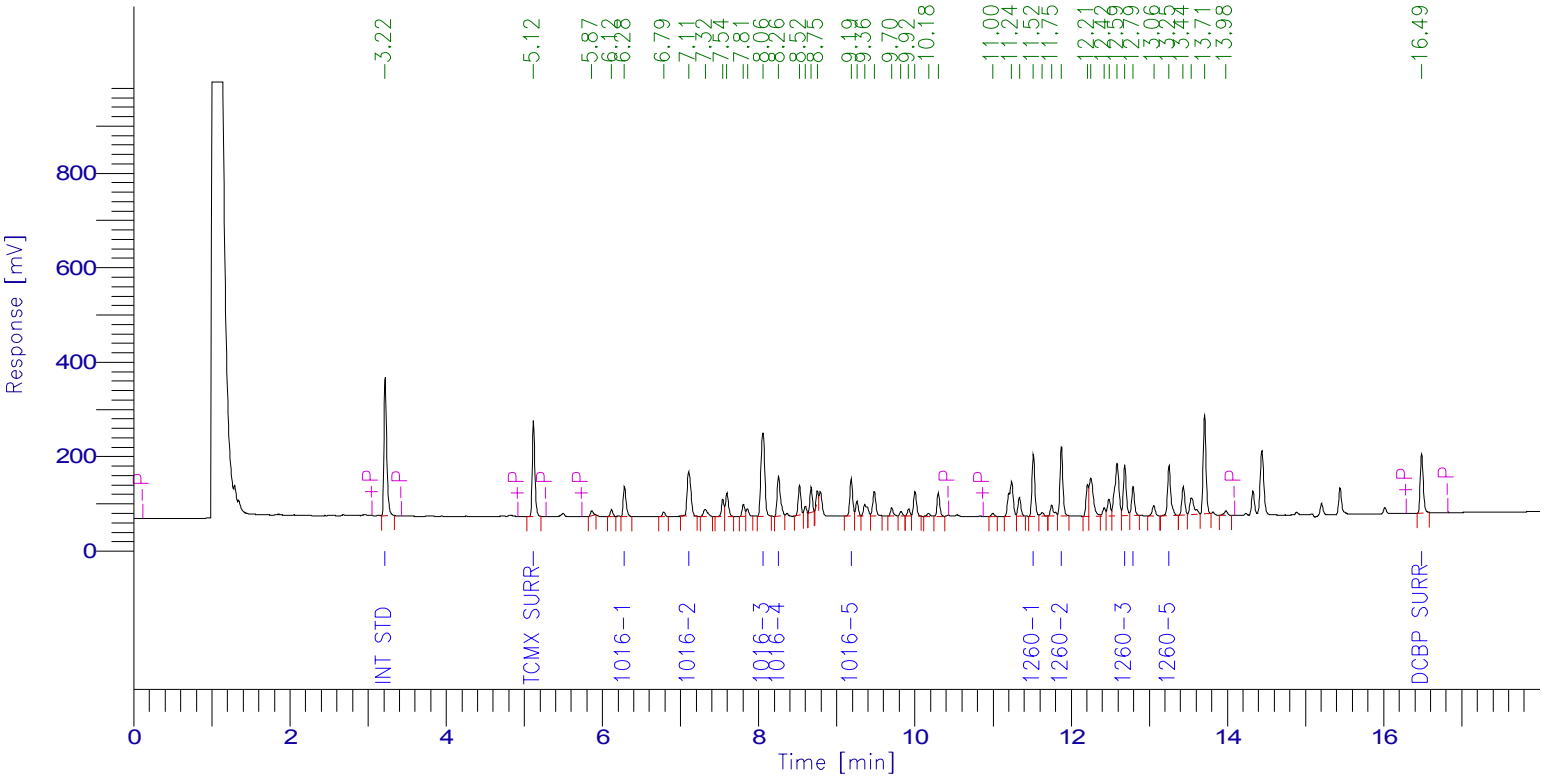

PCB Report

Time [min]	Component Name	Raw Amount	Area [µV·s]	Surrogate SM/WM	Surrogate QC / SL	Spike Rec Soils (%)	Spike Rec Water (%)
3.220	Int Std	100.0000	705860.86	250.0000	100.0000	40.0000	20.0000
5.118	TCMX SURR	38.3697	485130.52	95.9241	38.3697	15.3479	7.6739
6.284	1016-1	464.4683	158839.53	1161.1709	464.4683	185.7873	92.8937
7.105	1016-2	464.1787	313864.07	1160.4469	464.1787	185.6715	92.8357
8.056	1016-3	458.9151	589461.76	1147.2879	458.9151	183.5661	91.7830
8.255	1016-4	462.2545	240528.82	1155.6362	462.2545	184.9018	92.4509
9.185	1016-5	482.8646	196224.11	1207.1614	482.8646	193.1458	96.5729
11.515	1260-1	471.0029	340299.94	1177.5072	471.0029	188.4011	94.2006
11.874	1260-2	470.7553	383532.57	1176.8883	470.7553	188.3021	94.1511
12.686	1260-3	479.1260	285902.44	1197.8150	479.1260	191.6504	95.8252
12.791	1260-4	484.2321	159792.41	1210.5803	484.2321	193.6928	96.8464
13.252	1260-5	472.5652	313524.98	1181.4131	472.5652	189.0261	94.5130
16.486	DCBP SURR	37.3428	333738.65	93.3571	37.3428	14.9371	7.4686
		4886.0753	4506700.63				

1D

PCB ORGANICS ANALYSIS DATA SHEET

CLIENT SAMPLE NO.

BY76293 BL

Lab Name: Phoenix Environmental Client: NETC

Lab Code: Phoenix Instr: CL_ECD1 Column.: RTX-440 0.32 SDG No.: GBY76292

Matrix: (soil/water) WATER Lab Sample ID: BY76293 BL

Sample wt/vol: 1000 (g/mL) mL Lab File ID: 802A021

% Moisture: n.a. decanted: (Y/N) N Date Received: 08/01/17

Extraction: (SepF/Cont/ASE) Unknown Date Extracted: 08/01/17

Concentrated Extract Volume: 1000 (uL) Date Analyzed: 08/02/17

Injection Volume: 1 (uL) Dilution Factor: 1

CONCENTRATION UNITS:
(mg/L or mg/Kg) ug/L

CAS NO.	COMPOUND	CF	CONC	P/C	Q	MDL	PQL
12674-11-2	Aroclor-1016	MC	0.050	C	U	0.050	0.050
11104-28-2	Aroclor-1221	MC	0.050	C	U	0.050	0.050
11141-16-5	Aroclor-1232	MC	0.050	C	U	0.050	0.050
53469-21-9	Aroclor-1242	MC	0.050	C	U	0.050	0.050
12672-29-6	Aroclor-1248	MC	0.050	C	U	0.050	0.050
11097-69-1	Aroclor-1254	MC	0.050	C	U	0.050	0.050
11096-82-5	Aroclor-1260	MC	0.050	C	U	0.050	0.050
37324-23-5	Aroclor-1262	MC	0.050	C	U	0.050	0.050
11100-14-4	Aroclor-1268	MC	0.050	C	U	0.050	0.050
2051-24-3	Decachlorobiphenyl	1.674	83	C		%	%
877-09-8	Tetrachloro-m-xylene	1.608	79	C		%	%

11100-14-4 Sample PQL Calc: (50raw * 1df * 1fv) / (1000wt-vol * 1.00%sol) = 0.050

Both channels need to have the compound detected for a concentration to be reported on either channel.
U1=Due to matrix interference and/or the presence of a large amount of non-target material, the reporting level for this compound has been elevated.
U2=The presence of this compound was not confirmed by the analyst based on the characteristic pattern matching of multi-component parameters, retention time, and/or peak shape.

P/C: P=Primary Result C=Confirmation Result X=Not Used CF=Calculated Calibration/Response Factor MC=Multi-Component

1D

PCB ORGANICS ANALYSIS DATA SHEET

CLIENT SAMPLE NO.

BY76293 BL

Lab Name: Phoenix Environmental Client: NETC

Lab Code: Phoenix Instr: CL_ECD1 Column.: Rxi-Sil MS 0.32 SDG No.: GBY76292

Matrix: (soil/water) WATER Lab Sample ID: BY76293 BL

Sample wt/vol: 1000 (g/mL) mL Lab File ID: 802B021

% Moisture: n.a. decanted: (Y/N) N Date Received: 08/01/17

Extraction: (SepF/Cont/ASE) Unknown Date Extracted: 08/01/17

Concentrated Extract Volume: 1000 (uL) Date Analyzed: 08/02/17

Injection Volume: 1 (uL) Dilution Factor: 1

CONCENTRATION UNITS:
(mg/L or mg/Kg) ug/L

CAS NO.	COMPOUND	CF	CONC	P/C	Q	MDL	PQL
12674-11-2	Aroclor-1016	MC	0.050	P	U	0.050	0.050
11104-28-2	Aroclor-1221	MC	0.050	P	U	0.050	0.050
11141-16-5	Aroclor-1232	MC	0.050	P	U	0.050	0.050
53469-21-9	Aroclor-1242	MC	0.050	P	U	0.050	0.050
12672-29-6	Aroclor-1248	MC	0.050	P	U	0.050	0.050
11097-69-1	Aroclor-1254	MC	0.050	P	U	0.050	0.050
11096-82-5	Aroclor-1260	MC	0.050	P	U	0.050	0.050
37324-23-5	Aroclor-1262	MC	0.050	P	U	0.050	0.050
11100-14-4	Aroclor-1268	MC	0.050	P	U	0.050	0.050
2051-24-3	Decachlorobiphenyl	1.266	88	P		%	%
877-09-8	Tetrachloro-m-xylene	1.791	82	P		%	%

11100-14-4 Sample PQL Calc: (50raw * 1df * 1fv) / (1000wt-vol * 1.00%sol) = 0.050

Both channels need to have the compound detected for a concentration to be reported on either channel.
U1=Due to matrix interference and/or the presence of a large amount of non-target material, the reporting level for this compound has been elevated.
U2=The presence of this compound was not confirmed by the analyst based on the characteristic pattern matching of multi-component parameters, retention time, and/or peak shape.

P/C: P=Primary Result C=Confirmation Result X=Not Used CF=Calculated Calibration/Response Factor MC=Multi-Component

Client Id: QC Blank BY76293

Software Version: 4.1<1L22>
Date: 8/3/2017 10:45 AM
Sample Name : BLK 762983
Data File : E:\TC2017\CL_ECD1\08-AUG\802A021.RAW Date: 8/2/2017 06:58 PM
Sequence File: E:\TC2017\CL_ECD1\08-AUG\PCBSEQ.SEQ Cycle: 25 Channel : A
Instrument : CL_ECD1 Rack/Vial: 0/19 Operator:
Sample Amount : 1.0000 Dilution Factor : 1.00

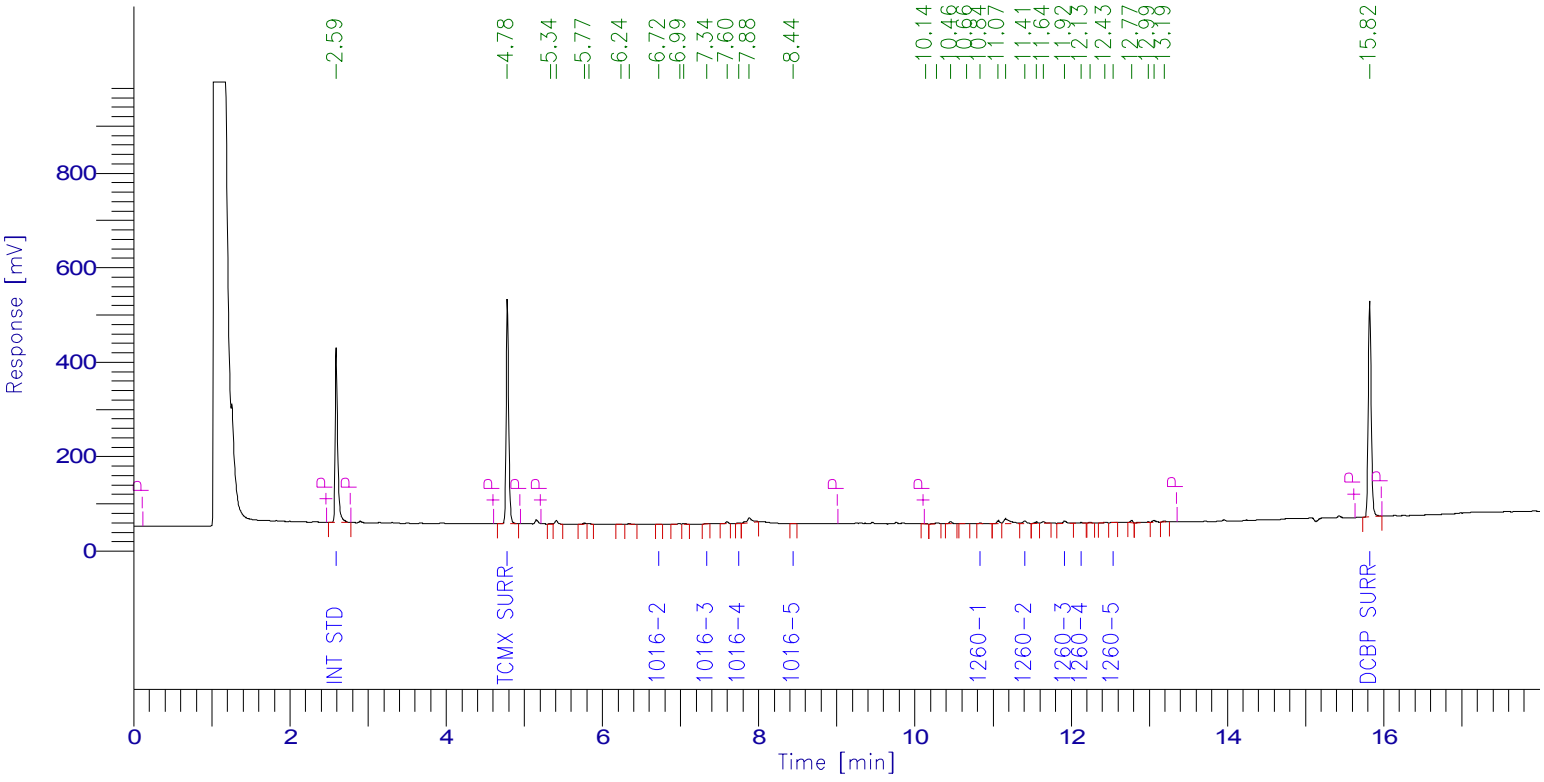

PCB Report

Time [min]	Component Name	Raw Amount	Area [µV·s]	Surrogate SM/WM	Surrogate QC / SL	Spike Rec Soils (%)	Spike Rec Water (%)
2.593	Int Std	100.0000	862530.38	250.0000	100.0000	40.0000	20.0000
4.784	TCMX SURR	79.0066	1095880.53	197.5166	79.0066	31.6027	15.8013
5.646	1016-1	0.0000	0.00	0.0000	0.0000	0.0000	0.0000
6.722	1016-2	3.3289	1543.05	8.3221	3.3289	1.3315	0.6658
7.336	1016-3	1.2651	1757.29	3.1629	1.2651	0.5061	0.2530
7.744	1016-4	7.0025	3109.20	17.5064	7.0025	2.8010	1.4005
8.440	1016-5	3.4264	1356.27	8.5660	3.4264	1.3706	0.6853
10.835	1260-1	7.8217	6071.27	19.5543	7.8217	3.1287	1.5643
11.406	1260-2	16.4199	20374.25	41.0497	16.4199	6.5679	3.2840
11.918	1260-3	13.1432	15840.28	32.8580	13.1432	5.2573	2.6286
12.129	1260-4	2.9918	2369.30	7.4795	2.9918	1.1967	0.5984
12.534	1260-5	5.7894	3702.74	14.4736	5.7894	2.3158	1.1579
15.820	DCBP SURR	82.6870	1193879.87	206.7175	82.6870	33.0748	16.5374
		322.8826	3208414.43				

Client Id: QC Blank BY76293

Software Version: 4.1<1L22>
Date: 8/3/2017 10:46 AM
Sample Name : BLK 762983
Data File : E:\TC2017\CL_ECD1\08-AUG\802B021.RAW Date: 8/2/2017 06:58 PM
Sequence File: E:\TC2017\CL_ECD1\08-AUG\PCBSEQ.SEQ Cycle: 25 Channel : B
Instrument : CL_ECD1 Rack/Vial: 0/19 Operator:
Sample Amount : 1.0000 Dilution Factor : 1.00

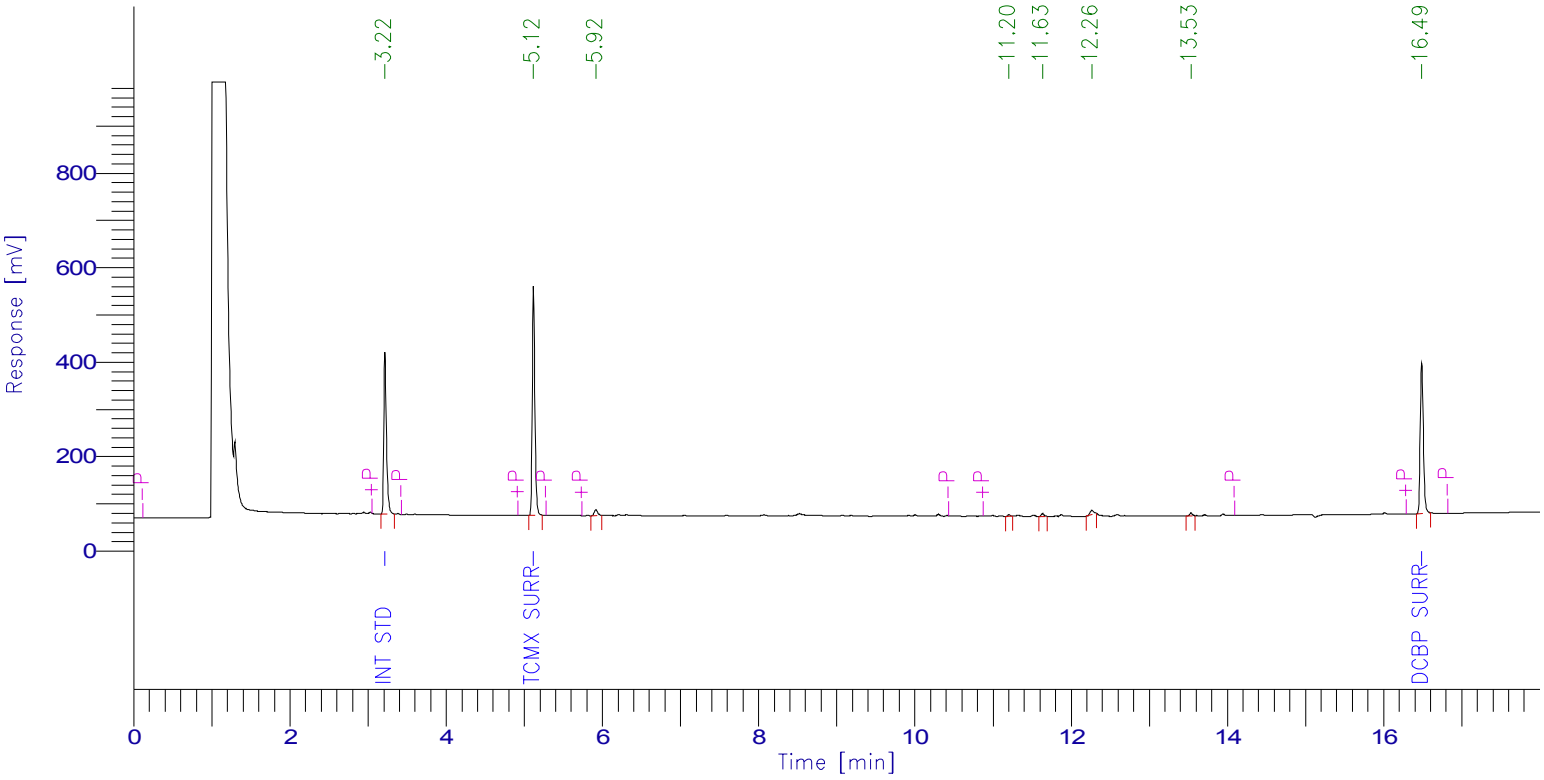

PCB Report

Time [min]	Component Name	Raw Amount	Area [µV·s]	Surrogate SM/WM	Surrogate QC / SL	Spike Rec Soils (%)	Spike Rec Water (%)
3.217	Int Std	100.0000	793963.15	250.0000	100.0000	40.0000	20.0000
5.118	TCMX SURR	81.5298	1159493.67	203.8245	81.5298	32.6119	16.3060
6.265	1016-1	0.0000	0.00	0.0000	0.0000	0.0000	0.0000
7.081	1016-2	0.0000	0.00	0.0000	0.0000	0.0000	0.0000
8.027	1016-3	0.0000	0.00	0.0000	0.0000	0.0000	0.0000
8.226	1016-4	0.0000	0.00	0.0000	0.0000	0.0000	0.0000
9.152	1016-5	0.0000	0.00	0.0000	0.0000	0.0000	0.0000
11.474	1260-1	0.0000	0.00	0.0000	0.0000	0.0000	0.0000
11.831	1260-2	0.0000	0.00	0.0000	0.0000	0.0000	0.0000
12.641	1260-3	0.0000	0.00	0.0000	0.0000	0.0000	0.0000
12.746	1260-4	0.0000	0.00	0.0000	0.0000	0.0000	0.0000
13.205	1260-5	0.0000	0.00	0.0000	0.0000	0.0000	0.0000
16.487	DCBP SURR	87.7516	882135.81	219.3790	87.7516	35.1006	17.5503
		269.2814	2835592.64				

1D

PCB ORGANICS ANALYSIS DATA SHEET

CLIENT SAMPLE NO.

BY76573 LCS

Lab Name: Phoenix Environmental Client: NETC

Lab Code: Phoenix Instr: ECD1 Column.: RTX-440 0.32 SDG No.: GBY76292

Matrix: (soil/water) WATER Lab Sample ID: BY76573 LCS

Sample wt/vol: 1000 (g/mL) mL Lab File ID: 802A065

% Moisture: n.a. decanted: (Y/N) N Date Received: 08/02/17

Extraction: (SepF/Cont/ASE) SepF Date Extracted: 08/02/17

Concentrated Extract Volume: 5000 (uL) Date Analyzed: 08/03/17

Injection Volume: 1 (uL) Dilution Factor: 1

CONCENTRATION UNITS:
(mg/L or mg/Kg) ug/L

CAS NO.	COMPOUND	CF	CONC	P/C	Q	MDL	PQL
12674-11-2	Aroclor-1016	MC	2.00	C		0.25	0.25
11104-28-2	Aroclor-1221	MC	0.25	C	U	0.25	0.25
11141-16-5	Aroclor-1232	MC	0.25	C	U	0.25	0.25
53469-21-9	Aroclor-1242	MC	0.25	C	U	0.25	0.25
12672-29-6	Aroclor-1248	MC	0.25	C	U	0.25	0.25
11097-69-1	Aroclor-1254	MC	0.25	C	U	0.25	0.25
11096-82-5	Aroclor-1260	MC	2.28	C		0.25	0.25
37324-23-5	Aroclor-1262	MC	0.25	C	U	0.25	0.25
11100-14-4	Aroclor-1268	MC	0.25	C	U	0.25	0.25
2051-24-3	Decachlorobiphenyl	0.896	87	C		%	%
877-09-8	Tetrachloro-m-xylene	1.741	86	C		%	%

12674-11-2 Sample Result Calc: ((400.936raw * 1df * 5fv) / (1000wt-vol * 1%sol) = 2.00

Both channels need to have the compound detected for a concentration to be reported on either channel.
U1=Due to matrix interference and/or the presence of a large amount of non-target material, the reporting level for this compound has been elevated.
U2=The presence of this compound was not confirmed by the analyst based on the characteristic pattern matching of multi-component parameters, retention time, and/or peak shape.

P/C: P=Primary Result C=Confirmation Result X=Not Used CF=Calculated Calibration/Response Factor MC=Multi-Component

1D

PCB ORGANICS ANALYSIS DATA SHEET

CLIENT SAMPLE NO.

BY76573 LCS

Lab Name: Phoenix Environmental Client: NETC

Lab Code: Phoenix Instr: ECD1 Column.: Rxi-35sil MS 0.32 SDG No.: GBY76292

Matrix: (soil/water) WATER Lab Sample ID: BY76573 LCS

Sample wt/vol: 1000 (g/mL) mL Lab File ID: 802B065

% Moisture: n.a. decanted: (Y/N) N Date Received: 08/02/17

Extraction: (SepF/Cont/ASE) SepF Date Extracted: 08/02/17

Concentrated Extract Volume: 5000 (uL) Date Analyzed: 08/03/17

Injection Volume: 1 (uL) Dilution Factor: 1

CONCENTRATION UNITS:
(mg/L or mg/Kg) ug/L

CAS NO.	COMPOUND	CF	CONC	P/C	Q	MDL	PQL
12674-11-2	Aroclor-1016	MC	1.86	P		0.25	0.25
11104-28-2	Aroclor-1221	MC	0.25	P	U	0.25	0.25
11141-16-5	Aroclor-1232	MC	0.25	P	U	0.25	0.25
53469-21-9	Aroclor-1242	MC	0.25	P	U	0.25	0.25
12672-29-6	Aroclor-1248	MC	0.25	P	U	0.25	0.25
11097-69-1	Aroclor-1254	MC	0.25	P	U	0.25	0.25
11096-82-5	Aroclor-1260	MC	2.05	P		0.25	0.25
37324-23-5	Aroclor-1262	MC	0.25	P	U	0.25	0.25
11100-14-4	Aroclor-1268	MC	0.25	P	U	0.25	0.25
2051-24-3	Decachlorobiphenyl	1.192	84	P		%	%
877-09-8	Tetrachloro-m-xylene	1.699	81	P		%	%

12674-11-2 Sample Result Calc: ((372.766raw * 1df * 5fv) / (1000wt-vol * 1%sol) = 1.86

Both channels need to have the compound detected for a concentration to be reported on either channel.
U1=Due to matrix interference and/or the presence of a large amount of non-target material, the reporting level for this compound has been elevated.
U2=The presence of this compound was not confirmed by the analyst based on the characteristic pattern matching of multi-component parameters, retention time, and/or peak shape.

P/C: P=Primary Result C=Confirmation Result X=Not Used CF=Calculated Calibration/Response Factor MC=Multi-Component

CLIENT SAMPLE NO

BY76573 LCS

PCB IDENTIFICATION SUMMARY

Lab Name: Phoenix Environmental Labs Client: NETC

Lab Code: Phoenix Lab File ID: 802A065 | 802B065 SDG No.: GBY76292

Lab SampleID: BY76573 Instrument ID: ECD1 Date Analyzed: 8/3/17 15:33

GC Column(A): RTX-440 ID: 0.32 (mm) GC Column(B): Rxi-35sil MS ID: 0.32 (mm)

ANALYTE	COL	RT	RT WINDOW FROM	RT WINDOW TO	CALCULATED CONC	CF	%RPD	*
Aroclor 1016-1	A	5.77	5.75	5.85	1.90	0.041	NA	
	B	6.49	6.52	6.62	1.71	0.043		
Aroclor 1016-2	A	6.91	6.90	7.00	2.24	0.048	NA	
	B	7.31	7.35	7.45	1.95	0.075		
Aroclor 1016-3	A	7.56	7.54	7.64	1.88	0.166	NA	
	B	8.26	8.31	8.41	1.88	0.160		
Aroclor 1016-4	A	7.69	7.66	7.76	1.99	0.061	NA	
	B	8.46	8.51	8.61	1.97	0.061		
Aroclor 1016-5	A	7.88	7.86	7.96	2.01	0.049	NA	
	B	8.73	8.78	8.88	1.81	0.041		
Aroclor-1016	A				2.00		7.3	
	B				1.86			
Aroclor 1260-1	A	10.95	10.91	11.05	2.12	0.079	NA	
	B	11.72	11.77	11.91	2.09	0.081		
Aroclor 1260-2	A	12.04	12.00	12.14	2.11	0.105	NA	
	B	12.79	12.85	12.99	2.01	0.107		
Aroclor 1260-3	A	12.24	12.21	12.35	2.06	0.067	NA	
	B	12.88	12.94	13.08	2.09	0.071		
Aroclor 1260-4	A	12.35	12.32	12.46	2.59	0.036	NA	
	B	12.99	13.05	13.19	1.99	0.041		
Aroclor 1260-5	A	12.65	12.62	12.76	2.53	0.066	NA	
	B	13.45	13.51	13.65	2.05	0.080		
Aroclor-1260	A				2.28		10.6	
	B				2.05			

%RPD must be less than or equal to 40% (*) Criteria exceeded.

NC - (No Criteria) %RPD is not calculated when either result is less than 2 times the reporting level.

CF = Calculated Calibration/Response Factor

FORM X PCB

Client Id: QC Laboratory Control Sample (LCS) BY76573

Software Version: 4.1<1L22>
Date: 8/4/2017 07:51 AM
Sample Name : lcs 76577 1x cu
Data File : E:\TC2017\ECD1\08-AUG\802A065.RAW Date: 8/3/2017 03:33 PM
Sequence File: E:\TC2017\ECD1\08-AUG\PCBSEQ.SEQ Cycle: 115 Channel : A
Instrument : AUTO_ECD1 Rack/Vial: 0/9 Operator:
Sample Amount : 1.0000 Dilution Factor : 1.00

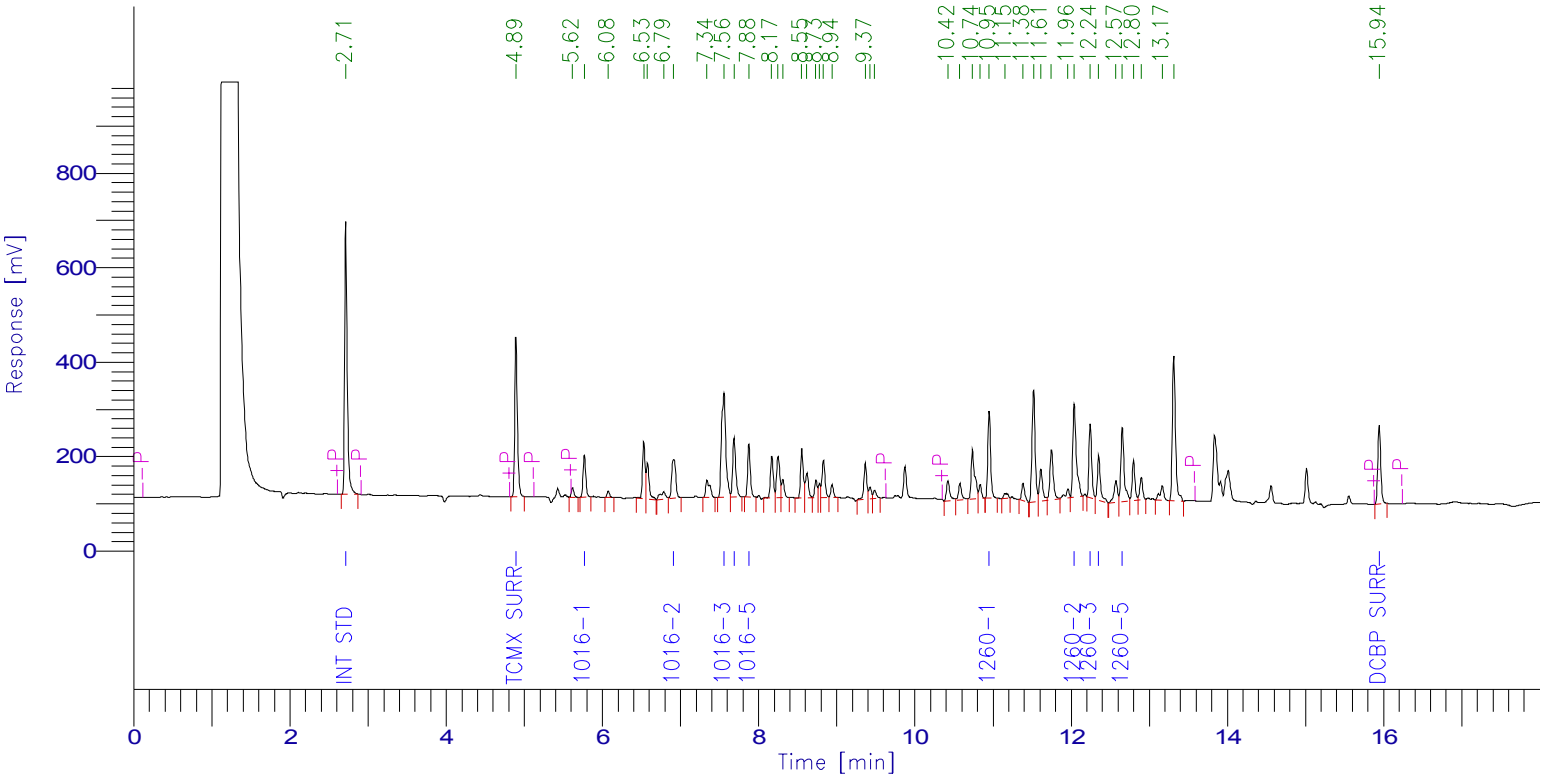

PCB Report

Time [min]	Component Name	Raw Amount	Area [µV·s]	Surrogate SM/WM	Surrogate QC / SL	Spike Rec Soils (%)	Spike Rec Water (%)
2.714	Int Std	100.0000	1380167.50	250.0000	100.0000	40.0000	20.0000
4.893	TCMX SURR	34.2528	823134.03	85.6321	34.2528	13.7011	6.8506
5.768	1016-1	379.5271	212642.03	948.8178	379.5271	151.8109	75.9054
6.912	1016-2	448.0202	296159.67	1120.0506	448.0202	179.2081	89.6040
7.557	1016-3	376.0773	861800.73	940.1934	376.0773	150.4309	75.2155
7.685	1016-4	398.3857	334392.30	995.9643	398.3857	159.3543	79.6771
7.875	1016-5	402.6685	274483.51	1006.6712	402.6685	161.0674	80.5337
10.949	1260-1	424.1683	462513.43	1060.4208	424.1683	169.6673	84.8337
12.038	1260-2	422.4007	611914.49	1056.0018	422.4007	168.9603	84.4801
12.244	1260-3	411.4947	383288.81	1028.7367	411.4947	164.5979	82.2989
12.352	1260-4	517.2424	260558.70	1293.1061	517.2424	206.8970	103.4485
12.653	1260-5	506.1047	462281.42	1265.2618	506.1047	202.4419	101.2209
15.942	DCBP SURR	34.8026	430358.13	87.0064	34.8026	13.9210	6.9605
		4455.1452	6793694.75				

Client Id: QC Laboratory Control Sample (LCS) BY76573

Software Version: 4.1<1L22>
Date: 8/4/2017 07:53 AM
Sample Name : lcs 76577 1x cu
Data File : E:\TC2017\ECD1\08-AUG\802B065.RAW Date: 8/3/2017 03:33 PM
Sequence File: E:\TC2017\ECD1\08-AUG\PCBSEQ.SEQ Cycle: 115 Channel : B
Instrument : AUTO_ECD1 Rack/Vial: 0/9 Operator:
Sample Amount : 1.0000 Dilution Factor : 1.00

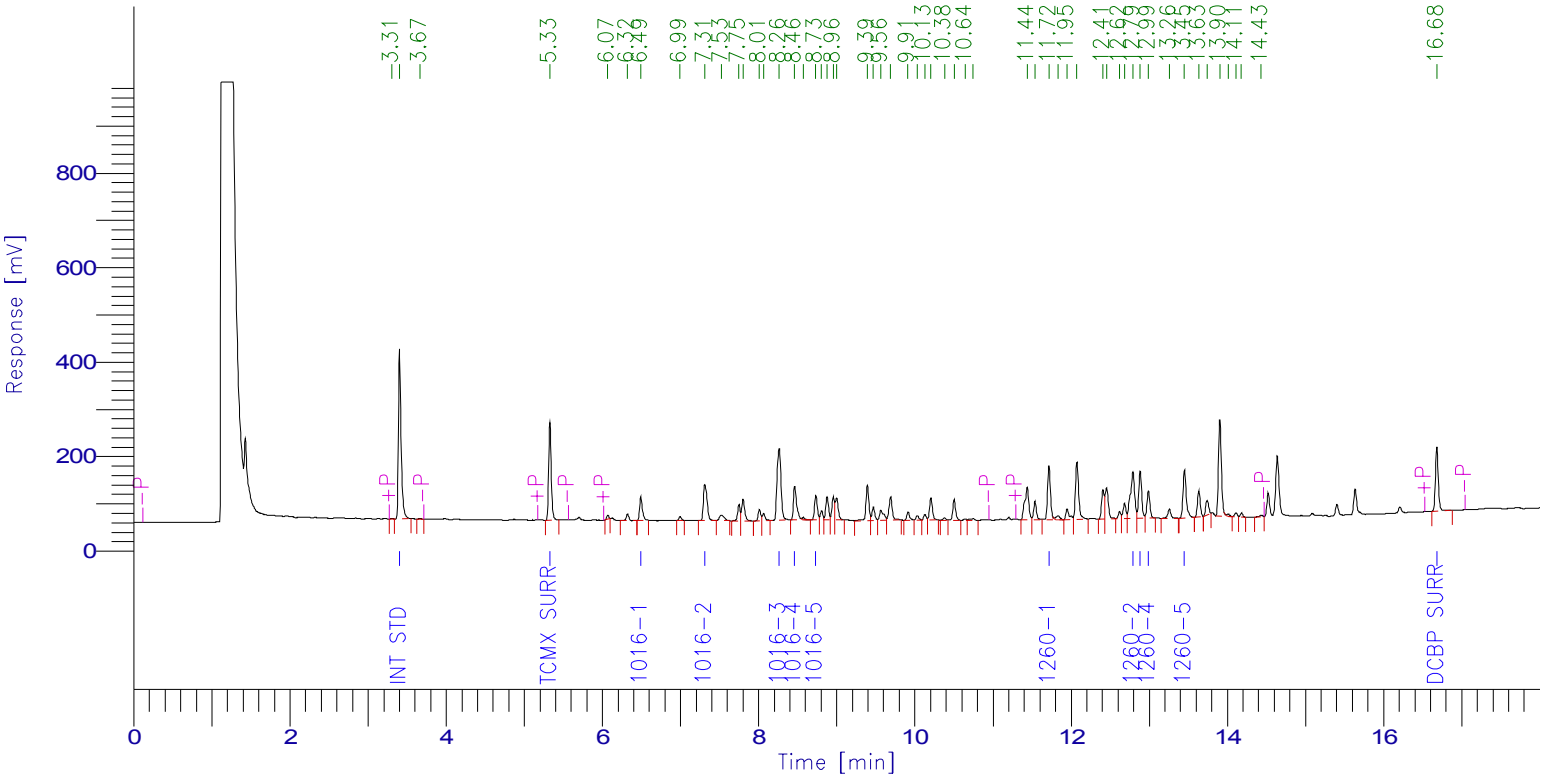

PCB Report

Time [min]	Component Name	Raw Amount	Area [µV·s]	Surrogate SM/WM	Surrogate QC / SL	Spike Rec Soils (%)	Spike Rec Water (%)
3.403	Int Std	100.0000	880413.67	250.0000	100.0000	40.0000	20.0000
5.328	TCMX SURR	32.4719	485705.82	81.1798	32.4719	12.9888	6.4944
6.492	1016-1	342.6918	128916.59	856.7294	342.6918	137.0767	68.5384
7.311	1016-2	389.5597	258302.37	973.8992	389.5597	155.8239	77.9119
8.264	1016-3	376.3082	530652.10	940.7706	376.3082	150.5233	75.2616
8.462	1016-4	393.6512	211975.81	984.1280	393.6512	157.4605	78.7302
8.732	1016-5	361.6204	130568.53	904.0510	361.6204	144.6482	72.3241
11.715	1260-1	417.8701	296698.87	1044.6753	417.8701	167.1480	83.5740
12.789	1260-2	402.5940	379715.19	1006.4850	402.5940	161.0376	80.5188
12.882	1260-3	418.2129	263045.44	1045.5323	418.2129	167.2852	83.6426
12.988	1260-4	398.1330	144361.24	995.3324	398.1330	159.2532	79.6266
13.450	1260-5	409.8178	289060.23	1024.5445	409.8178	163.9271	81.9636
16.679	DCBP SURR	33.7092	353691.82	84.2731	33.7092	13.4837	6.7418
		4076.6402	4353107.66				

1D

PCB ORGANICS ANALYSIS DATA SHEET

CLIENT SAMPLE NO.

BY76573 LCSD

Lab Name: Phoenix Environmental Client: NETC

Lab Code: Phoenix Instr: ECD1 Column.: RTX-440 0.32 SDG No.: GBY76292

Matrix: (soil/water) WATER Lab Sample ID: BY76573 LCSD

Sample wt/vol: 1000 (g/mL) mL Lab File ID: 802A066

% Moisture: n.a. decanted: (Y/N) N Date Received: 08/02/17

Extraction: (SepF/Cont/ASE) SepF Date Extracted: 08/02/17

Concentrated Extract Volume: 5000 (uL) Date Analyzed: 08/03/17

Injection Volume: 1 (uL) Dilution Factor: 1

CONCENTRATION UNITS:
(mg/L or mg/Kg) ug/L

CAS NO.	COMPOUND	CF	CONC	P/C	Q	MDL	PQL
12674-11-2	Aroclor-1016	MC	2.28	C		0.25	0.25
11104-28-2	Aroclor-1221	MC	0.25	C	U	0.25	0.25
11141-16-5	Aroclor-1232	MC	0.25	C	U	0.25	0.25
53469-21-9	Aroclor-1242	MC	0.25	C	U	0.25	0.25
12672-29-6	Aroclor-1248	MC	0.25	C	U	0.25	0.25
11097-69-1	Aroclor-1254	MC	0.25	C	U	0.25	0.25
11096-82-5	Aroclor-1260	MC	2.52	C		0.25	0.25
37324-23-5	Aroclor-1262	MC	0.25	C	U	0.25	0.25
11100-14-4	Aroclor-1268	MC	0.25	C	U	0.25	0.25
2051-24-3	Decachlorobiphenyl	0.896	98	C		%	%
877-09-8	Tetrachloro-m-xylene	1.741	100	C		%	%

12674-11-2 Sample Result Calc: ((455.636raw * 1df * 5fv) / (1000wt-vol * 1%sol) = 2.28

Both channels need to have the compound detected for a concentration to be reported on either channel.
U1=Due to matrix interference and/or the presence of a large amount of non-target material, the reporting level for this compound has been elevated.
U2=The presence of this compound was not confirmed by the analyst based on the characteristic pattern matching of multi-component parameters, retention time, and/or peak shape.

P/C: P=Primary Result C=Confirmation Result X=Not Used CF=Calculated Calibration/Response Factor MC=Multi-Component

1D

PCB ORGANICS ANALYSIS DATA SHEET

CLIENT SAMPLE NO.

BY76573 LCSD

Lab Name: Phoenix Environmental Client: NETC

Lab Code: Phoenix Instr: ECD1 Column.: Rxi-35sil MS 0.32 SDG No.: GBY76292

Matrix: (soil/water) WATER Lab Sample ID: BY76573 LCSD

Sample wt/vol: 1000 (g/mL) mL Lab File ID: 802B066

% Moisture: n.a. decanted: (Y/N) N Date Received: 08/02/17

Extraction: (SepF/Cont/ASE) SepF Date Extracted: 08/02/17

Concentrated Extract Volume: 5000 (uL) Date Analyzed: 08/03/17

Injection Volume: 1 (uL) Dilution Factor: 1

CONCENTRATION UNITS:
(mg/L or mg/Kg) ug/L

CAS NO.	COMPOUND	CF	CONC	P/C	Q	MDL	PQL
12674-11-2	Aroclor-1016	MC	2.16	P		0.25	0.25
11104-28-2	Aroclor-1221	MC	0.25	P	U	0.25	0.25
11141-16-5	Aroclor-1232	MC	0.25	P	U	0.25	0.25
53469-21-9	Aroclor-1242	MC	0.25	P	U	0.25	0.25
12672-29-6	Aroclor-1248	MC	0.25	P	U	0.25	0.25
11097-69-1	Aroclor-1254	MC	0.25	P	U	0.25	0.25
11096-82-5	Aroclor-1260	MC	2.35	P		0.25	0.25
37324-23-5	Aroclor-1262	MC	0.25	P	U	0.25	0.25
11100-14-4	Aroclor-1268	MC	0.25	P	U	0.25	0.25
2051-24-3	Decachlorobiphenyl	1.192	96	P		%	%
877-09-8	Tetrachloro-m-xylene	1.699	96	P		%	%

12674-11-2 Sample Result Calc: ((431.319raw * 1df * 5fv) / (1000wt-vol * 1%sol) = 2.16

Both channels need to have the compound detected for a concentration to be reported on either channel.
U1=Due to matrix interference and/or the presence of a large amount of non-target material, the reporting level for this compound has been elevated.
U2=The presence of this compound was not confirmed by the analyst based on the characteristic pattern matching of multi-component parameters, retention time, and/or peak shape.

P/C: P=Primary Result C=Confirmation Result X=Not Used CF=Calculated Calibration/Response Factor MC=Multi-Component

CLIENT SAMPLE NO

BY76573 LCSD

PCB IDENTIFICATION SUMMARY

Lab Name: Phoenix Environmental Labs Client: NETC

Lab Code: Phoenix Lab File ID: 802A066 | 802B066 SDG No.: GBY76292

Lab SampleID: BY76573 Instrument ID: ECD1 Date Analyzed: 8/3/17 15:55

GC Column(A): RTX-440 ID: 0.32 (mm) GC Column(B): Rxi-35sil MS ID: 0.32 (mm)

ANALYTE	COL	RT	RT WINDOW FROM	RT WINDOW TO	CALCULATED CONC	CF	%RPD	*
Aroclor 1016-1	A	5.77	5.75	5.85	2.17	0.041	NA	
	B	6.50	6.52	6.62	2.01	0.043		
Aroclor 1016-2	A	6.91	6.90	7.00	2.51	0.048	NA	
	B	7.31	7.35	7.45	2.23	0.075		
Aroclor 1016-3	A	7.56	7.54	7.64	2.12	0.166	NA	
	B	8.27	8.31	8.41	2.16	0.160		
Aroclor 1016-4	A	7.69	7.66	7.76	2.30	0.061	NA	
	B	8.47	8.51	8.61	2.31	0.061		
Aroclor 1016-5	A	7.88	7.86	7.96	2.28	0.049	NA	
	B	8.74	8.78	8.88	2.07	0.041		
Aroclor-1016	A				2.28		5.4	
	B				2.16			
Aroclor 1260-1	A	10.95	10.91	11.05	2.42	0.079	NA	
	B	11.72	11.77	11.91	2.40	0.081		
Aroclor 1260-2	A	12.04	12.00	12.14	2.36	0.105	NA	
	B	12.79	12.85	12.99	2.31	0.107		
Aroclor 1260-3	A	12.25	12.21	12.35	2.31	0.067	NA	
	B	12.89	12.94	13.08	2.35	0.071		
Aroclor 1260-4	A	12.36	12.32	12.46	2.84	0.036	NA	
	B	12.99	13.05	13.19	2.32	0.041		
Aroclor 1260-5	A	12.66	12.62	12.76	2.69	0.066	NA	
	B	13.45	13.51	13.65	2.37	0.080		
Aroclor-1260	A				2.52		7.0	
	B				2.35			

%RPD must be less than or equal to 40% (*) Criteria exceeded.

NC - (No Criteria) %RPD is not calculated when either result is less than 2 times the reporting level.

CF = Calculated Calibration/Response Factor

FORM X PCB

Software Version: 4.1<1L22>
Date: 8/4/2017 07:51 AM
Sample Name : lcsd 76573 1x cu
Data File : E:\TC2017\ECD1\08-AUG\802A066.RAW Date: 8/3/2017 03:55 PM
Sequence File: E:\TC2017\ECD1\08-AUG\PCBSEQ.SEQ Cycle: 116 Channel : A
Instrument : AUTO_ECD1 Rack/Vial: 0/10 Operator:
Sample Amount : 1.0000 Dilution Factor : 1.00

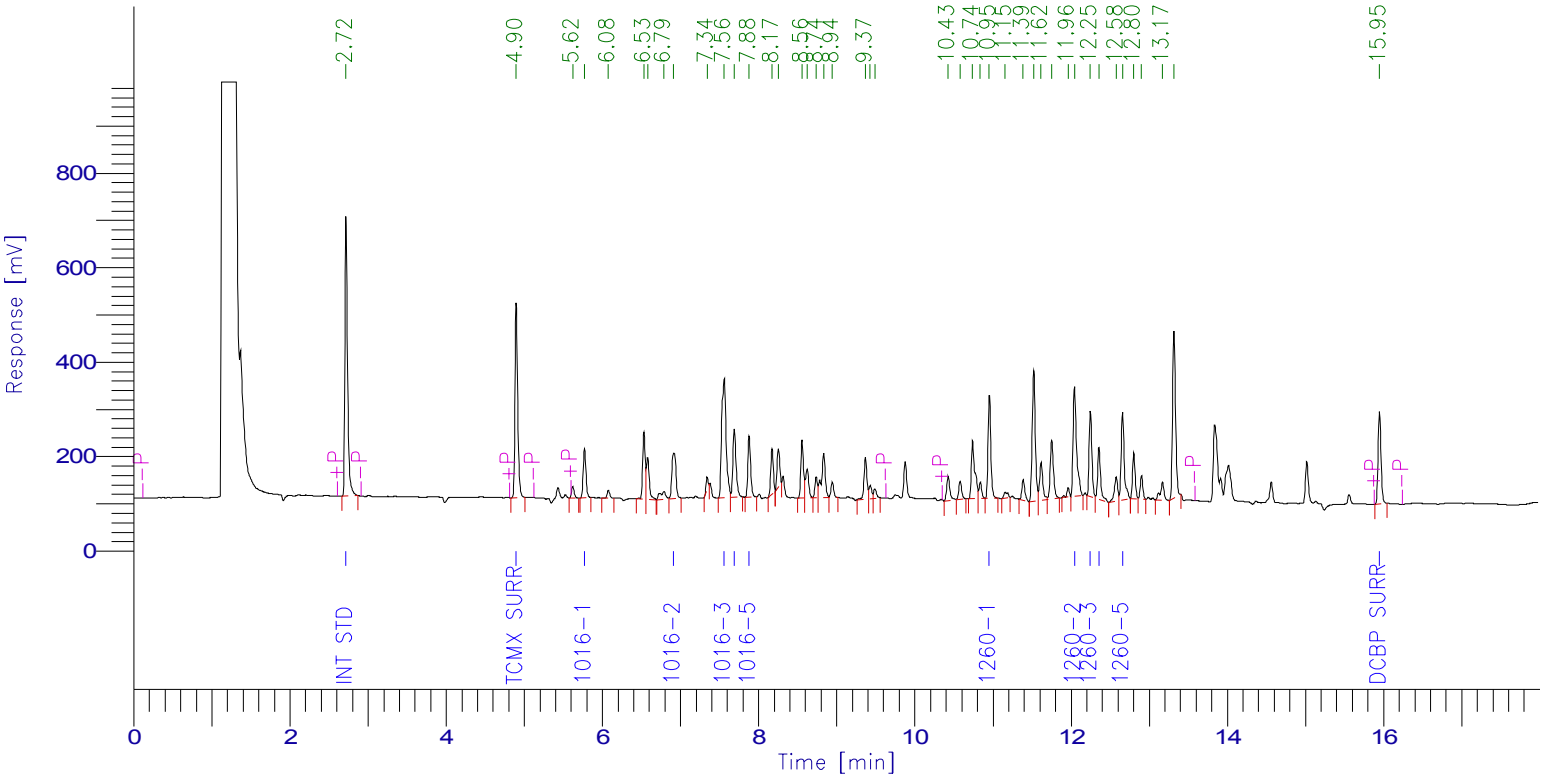

PCB Report

Time [min]	Component Name	Raw Amount	Area [µV·s]	Surrogate SM/WM	Surrogate QC / SL	Spike Rec Soils (%)	Spike Rec Water (%)
2.719	Int Std	100.0000	1439033.42	250.0000	100.0000	40.0000	20.0000
4.898	TCMX SURR	40.1495	1005988.05	100.3737	40.1495	16.0598	8.0299
5.771	1016-1	434.8087	254005.77	1087.0217	434.8087	173.9235	86.9617
6.913	1016-2	502.9921	346679.80	1257.4803	502.9921	201.1968	100.5984
7.561	1016-3	423.6060	1012117.41	1059.0150	423.6060	169.4424	84.7212
7.688	1016-4	460.2251	402774.46	1150.5628	460.2251	184.0901	92.0450
7.879	1016-5	456.5457	324482.99	1141.3642	456.5457	182.6183	91.3091
10.952	1260-1	484.4075	550726.67	1211.0188	484.4075	193.7630	96.8815
12.042	1260-2	472.7137	714008.44	1181.7842	472.7137	189.0855	94.5427
12.246	1260-3	461.7387	448432.70	1154.3467	461.7387	184.6955	92.3477
12.355	1260-4	567.8843	298270.54	1419.7107	567.8843	227.1537	113.5769
12.656	1260-5	537.0031	511424.95	1342.5077	537.0031	214.8012	107.4006
15.945	DCBP SURR	39.1785	505133.38	97.9463	39.1785	15.6714	7.8357
		4981.2529	7813078.59				

Software Version: 4.1<1L22>
Date: 8/4/2017 07:53 AM
Sample Name : lcsd 76573 1x cu
Data File : E:\TC2017\ECD1\08-AUG\802B066.RAW Date: 8/3/2017 03:55 PM
Sequence File: E:\TC2017\ECD1\08-AUG\PCBSEQ.SEQ Cycle: 116 Channel : B
Instrument : AUTO_ECD1 Rack/Vial: 0/10 Operator:
Sample Amount : 1.0000 Dilution Factor : 1.00

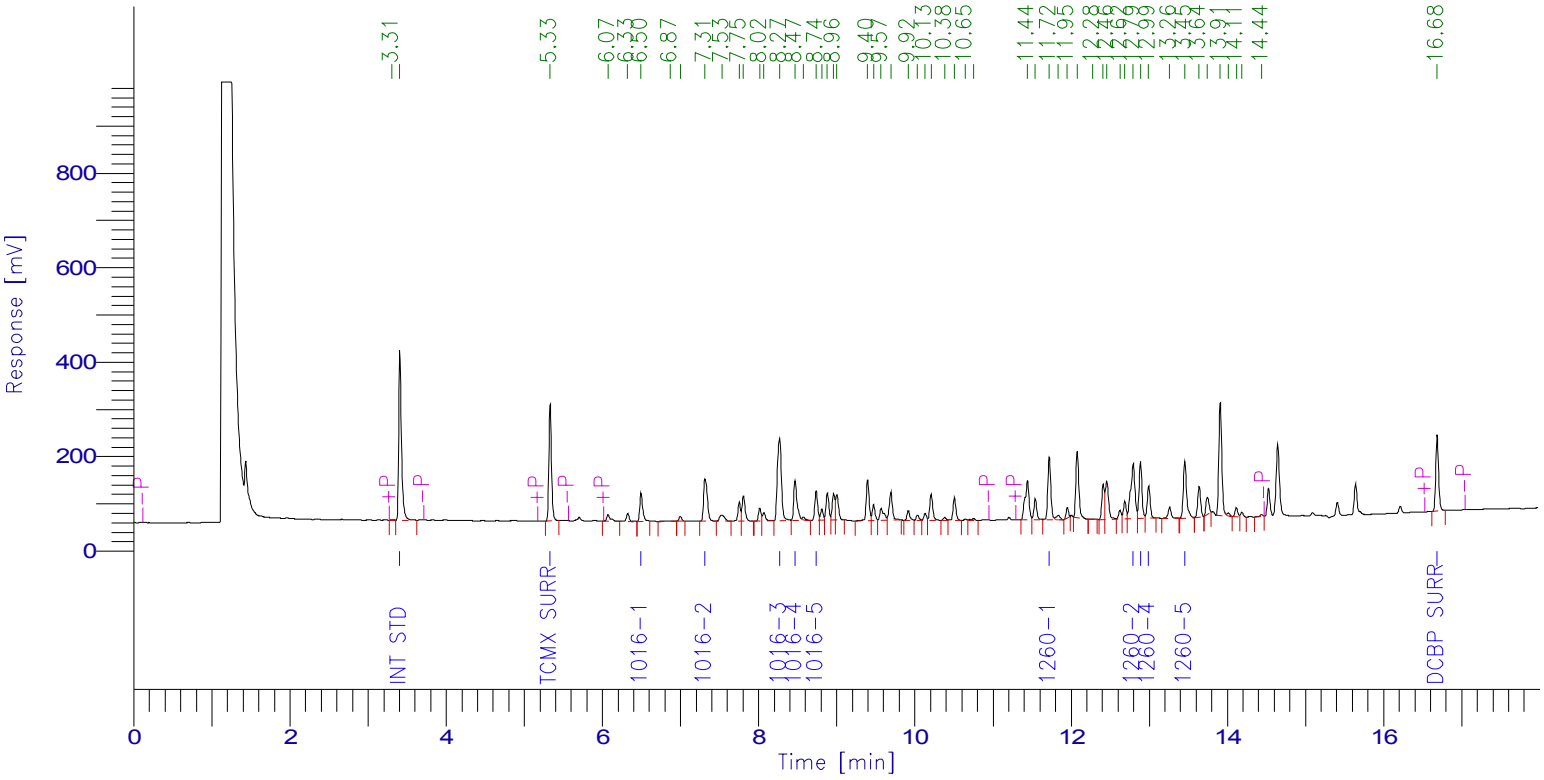

PCB Report

Time [min]	Component Name	Raw Amount	Area [µV·s]	Surrogate SM/WM	Surrogate QC / SL	Spike Rec Soils (%)	Spike Rec Water (%)
3.408	Int Std	100.0000	910182.47	250.0000	100.0000	40.0000	20.0000
5.331	TCMX SURR	38.2730	591832.47	95.6824	38.2730	15.3092	7.6546
6.495	1016-1	401.3013	156069.28	1003.2534	401.3013	160.5205	80.2603
7.314	1016-2	446.7785	306258.65	1116.9462	446.7785	178.7114	89.3557
8.268	1016-3	431.6338	629250.09	1079.0845	431.6338	172.6535	86.3268
8.467	1016-4	462.7664	257619.23	1156.9161	462.7664	185.1066	92.5533
8.736	1016-5	414.1174	154579.10	1035.2936	414.1174	165.6470	82.8235
11.719	1260-1	479.7277	352136.50	1199.3192	479.7277	191.8911	95.9455
12.793	1260-2	461.5645	450054.10	1153.9112	461.5645	184.6258	92.3129
12.886	1260-3	469.1290	305047.42	1172.8226	469.1290	187.6516	93.8258
12.992	1260-4	463.4767	173736.92	1158.6919	463.4767	185.3907	92.6953
13.453	1260-5	473.0586	344948.40	1182.6465	473.0586	189.2234	94.6117
16.683	DCBP SURR	38.3502	415991.96	95.8754	38.3502	15.3401	7.6700
		4680.1771	5047706.59				

1D

PCB ORGANICS ANALYSIS DATA SHEET

CLIENT SAMPLE NO.

BY76573 BL

Lab Name: Phoenix Environmental Client: NETC

Lab Code: Phoenix Instr: ECD1 Column.: RTX-440 0.32 SDG No.: GBY76292

Matrix: (soil/water) WATER Lab Sample ID: BY76573 BL

Sample wt/vol: 1000 (g/mL) mL Lab File ID: 802A064

% Moisture: n.a. decanted: (Y/N) N Date Received: 08/02/17

Extraction: (SepF/Cont/ASE) SepF Date Extracted: 08/02/17

Concentrated Extract Volume: 1000 (uL) Date Analyzed: 08/03/17

Injection Volume: 1 (uL) Dilution Factor: 1

CONCENTRATION UNITS:
(mg/L or mg/Kg) ug/L

CAS NO.	COMPOUND	CF	CONC	P/C	Q	MDL	PQL
12674-11-2	Aroclor-1016	MC	0.050	C	U	0.050	0.050
11104-28-2	Aroclor-1221	MC	0.050	C	U	0.050	0.050
11141-16-5	Aroclor-1232	MC	0.050	C	U	0.050	0.050
53469-21-9	Aroclor-1242	MC	0.050	C	U	0.050	0.050
12672-29-6	Aroclor-1248	MC	0.050	C	U	0.050	0.050
11097-69-1	Aroclor-1254	MC	0.050	C	U	0.050	0.050
11096-82-5	Aroclor-1260	MC	0.050	C	U	0.050	0.050
37324-23-5	Aroclor-1262	MC	0.050	C	U	0.050	0.050
11100-14-4	Aroclor-1268	MC	0.050	C	U	0.050	0.050
2051-24-3	Decachlorobiphenyl	0.896	88	C		%	%
877-09-8	Tetrachloro-m-xylene	1.741	80	C		%	%

11100-14-4 Sample PQL Calc: (50raw * 1df * 1fv) / (1000wt-vol * 1.00%sol) = 0.050

Both channels need to have the compound detected for a concentration to be reported on either channel.
U1=Due to matrix interference and/or the presence of a large amount of non-target material, the reporting level for this compound has been elevated.
U2=The presence of this compound was not confirmed by the analyst based on the characteristic pattern matching of multi-component parameters, retention time, and/or peak shape.

P/C: P=Primary Result C=Confirmation Result X=Not Used CF=Calculated Calibration/Response Factor MC=Multi-Component

1D

PCB ORGANICS ANALYSIS DATA SHEET

CLIENT SAMPLE NO.

BY76573 BL

Lab Name: Phoenix Environmental Client: NETC

Lab Code: Phoenix Instr: ECD1 Column.: Rxi-35sil MS 0.32 SDG No.: GBY76292

Matrix: (soil/water) WATER Lab Sample ID: BY76573 BL

Sample wt/vol: 1000 (g/mL) mL Lab File ID: 802B064

% Moisture: n.a. decanted: (Y/N) N Date Received: 08/02/17

Extraction: (SepF/Cont/ASE) SepF Date Extracted: 08/02/17

Concentrated Extract Volume: 1000 (uL) Date Analyzed: 08/03/17

Injection Volume: 1 (uL) Dilution Factor: 1

CONCENTRATION UNITS:
(mg/L or mg/Kg) ug/L

CAS NO.	COMPOUND	CF	CONC	P/C	Q	MDL	PQL
12674-11-2	Aroclor-1016	MC	0.050	P	U	0.050	0.050
11104-28-2	Aroclor-1221	MC	0.050	P	U	0.050	0.050
11141-16-5	Aroclor-1232	MC	0.050	P	U	0.050	0.050
53469-21-9	Aroclor-1242	MC	0.050	P	U	0.050	0.050
12672-29-6	Aroclor-1248	MC	0.050	P	U	0.050	0.050
11097-69-1	Aroclor-1254	MC	0.050	P	U	0.050	0.050
11096-82-5	Aroclor-1260	MC	0.050	P	U	0.050	0.050
37324-23-5	Aroclor-1262	MC	0.050	P	U	0.050	0.050
11100-14-4	Aroclor-1268	MC	0.050	P	U	0.050	0.050
2051-24-3	Decachlorobiphenyl	1.192	84	P		%	%
877-09-8	Tetrachloro-m-xylene	1.699	76	P		%	%

11100-14-4 Sample PQL Calc: (50raw * 1df * 1fv) / (1000wt-vol * 1.00%sol) = 0.050

Both channels need to have the compound detected for a concentration to be reported on either channel.
U1=Due to matrix interference and/or the presence of a large amount of non-target material, the reporting level for this compound has been elevated.
U2=The presence of this compound was not confirmed by the analyst based on the characteristic pattern matching of multi-component parameters, retention time, and/or peak shape.

P/C: P=Primary Result C=Confirmation Result X=Not Used CF=Calculated Calibration/Response Factor MC=Multi-Component

Client Id: QC Blank BY76573

Software Version: 4.1<1L22>
Date: 8/4/2017 07:51 AM
Sample Name : blk 76573 1x cu
Data File : E:\TC2017\ECD1\08-AUG\802A064.RAW Date: 8/3/2017 03:11 PM
Sequence File: E:\TC2017\ECD1\08-AUG\PCBSEQ.SEQ Cycle: 114 Channel : A
Instrument : AUTO_ECD1 Rack/Vial: 0/8 Operator:
Sample Amount : 1.0000 Dilution Factor : 1.00

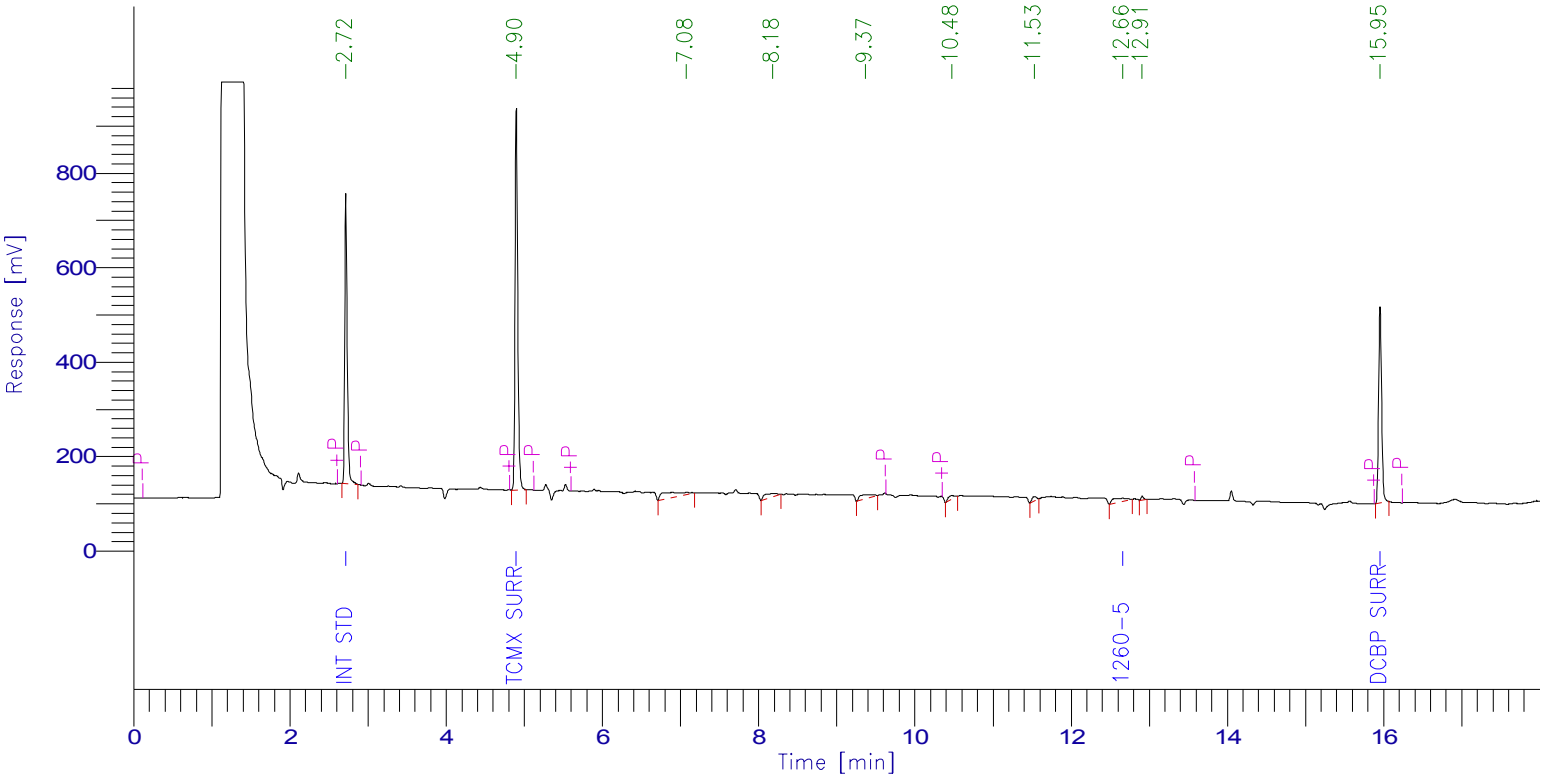

PCB Report

Time [min]	Component Name	Raw Amount	Area [µV·s]	Surrogate SM/WM	Surrogate QC / SL	Spike Rec Soils (%)	Spike Rec Water (%)
2.716	Int Std	100.0000	1405855.39	250.0000	100.0000	40.0000	20.0000
4.899	TCMX SURR	80.0519	1959542.25	200.1298	80.0519	32.0208	16.0104
5.763	1016-1	0.0000	0.00	0.0000	0.0000	0.0000	0.0000
6.908	1016-2	0.0000	0.00	0.0000	0.0000	0.0000	0.0000
7.542	1016-3	0.0000	0.00	0.0000	0.0000	0.0000	0.0000
7.669	1016-4	0.0000	0.00	0.0000	0.0000	0.0000	0.0000
7.859	1016-5	0.0000	0.00	0.0000	0.0000	0.0000	0.0000
10.943	1260-1	0.0000	0.00	0.0000	0.0000	0.0000	0.0000
12.026	1260-2	0.0000	0.00	0.0000	0.0000	0.0000	0.0000
12.232	1260-3	0.0000	0.00	0.0000	0.0000	0.0000	0.0000
12.340	1260-4	0.0000	0.00	0.0000	0.0000	0.0000	0.0000
12.658	1260-5	106.8245	99390.68	267.0612	106.8245	42.7298	21.3649
15.952	DCBP SURR	87.6119	1103547.17	219.0298	87.6119	35.0448	17.5224
		374.4883	4568335.49				

Client Id: QC Blank BY76573

Software Version: 4.1<1L22>
Date: 8/4/2017 07:53 AM
Sample Name : blk 76573 1x cu
Data File : E:\TC2017\ECD1\08-AUG\802B064.RAW Date: 8/3/2017 03:11 PM
Sequence File: E:\TC2017\ECD1\08-AUG\PCBSEQ.SEQ Cycle: 114 Channel : B
Instrument : AUTO_ECD1 Rack/Vial: 0/8 Operator:
Sample Amount : 1.0000 Dilution Factor : 1.00

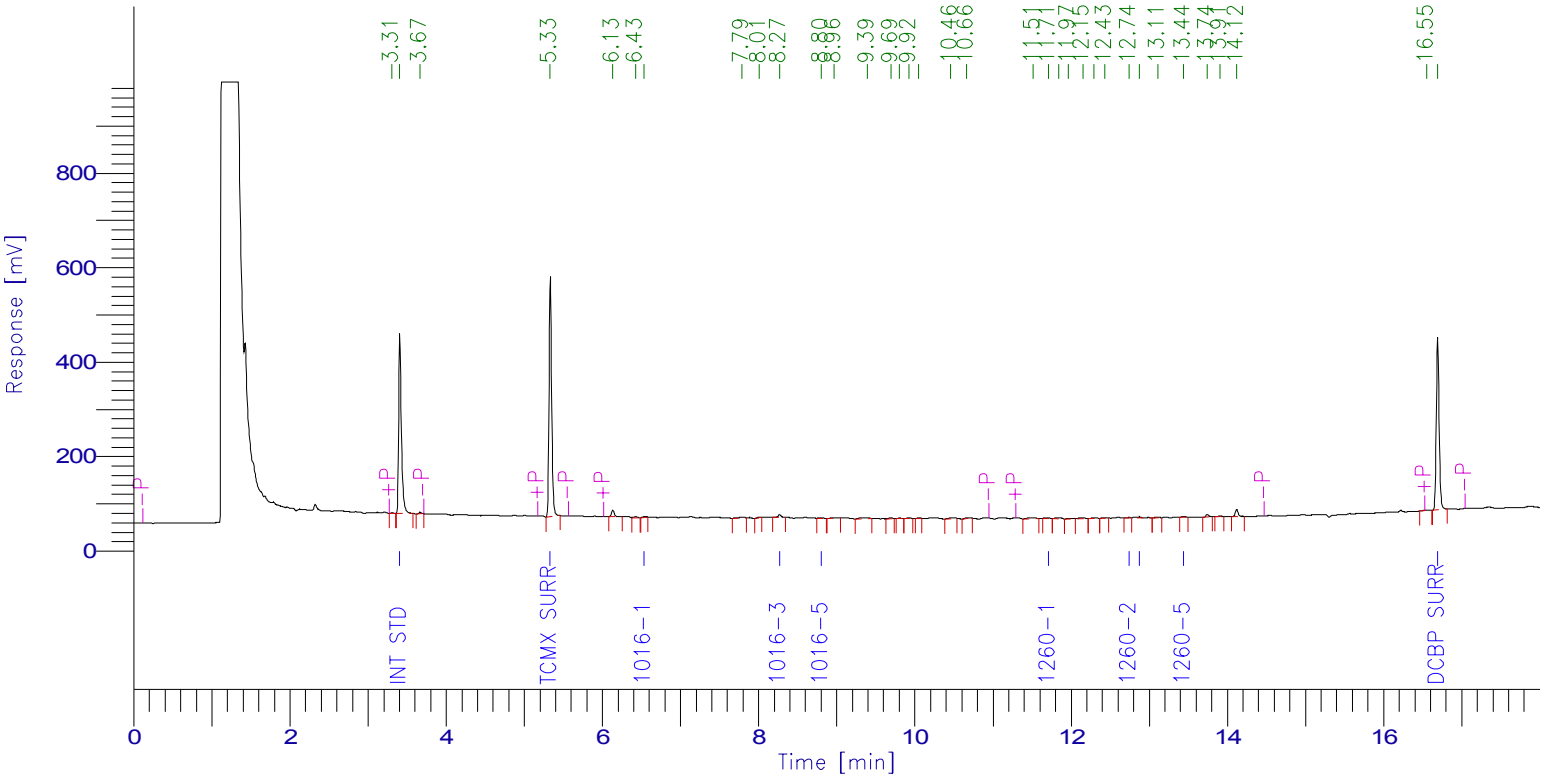

PCB Report

Time [min]	Component Name	Raw Amount	Area [µV·s]	Surrogate SM/WM	Surrogate QC / SL	Spike Rec Soils (%)	Spike Rec Water (%)
3.407	Int Std	100.0000	944112.25	250.0000	100.0000	40.0000	20.0000
5.333	TCMX SURR	75.7628	1215228.49	189.4070	75.7628	30.3051	15.1526
6.536	1016-1	12.3172	4968.82	30.7930	12.3172	4.9269	2.4634
7.321	1016-2	0.0000	0.00	0.0000	0.0000	0.0000	0.0000
8.266	1016-3	10.2346	15476.47	25.5864	10.2346	4.0938	2.0469
8.468	1016-4	0.0000	0.00	0.0000	0.0000	0.0000	0.0000
8.804	1016-5	19.4236	7520.59	48.5590	19.4236	7.7694	3.8847
11.713	1260-1	5.4760	4169.43	13.6900	5.4760	2.1904	1.0952
12.743	1260-2	4.6628	4716.03	11.6571	4.6628	1.8651	0.9326
12.875	1260-3	27.1886	18338.20	67.9714	27.1886	10.8754	5.4377
13.006	1260-4	0.0000	0.00	0.0000	0.0000	0.0000	0.0000
13.441	1260-5	5.4107	4092.48	13.5267	5.4107	2.1643	1.0821
16.690	DCBP SURR	84.3886	949504.21	210.9716	84.3886	33.7554	16.8777
		344.8648	3168126.96				

BY HAND **PCB Extraction**

SEPPCB-396034 **QAQC Code** #Q$PCB-WM **QAQC Sample #** BY76293 08/01/17 6:50 PM

Sample / C#	Acode	Analysis	Initial Vol(mL)	Surrogate Vol (ml)	Final Vol (ml)	Cell #	Comments	Start Date	Finish Date	Initials
BY76293 **	BLK		1000	0.5	1	S52	P/P	08/01	08/02	NT
BY76293 **	LCS		1000	1	5	S31	50 uL Spk	08/01	08/02	NT
BY76293 **	LCSD		1000	1	5	S66	50 uL Spk	08/01	08/02	NT
BY76293 ** - 2	MS		1065	1	5	S46	50 uL Spk	08/01	08/02	NT
BY76293 ** - 1	MSD		1065	1	5	S44	50 uL Spk	08/01	08/02	NT
BY74813 - 6	SEPPCB	BY HAND VOA	1060	1	5	S62	$	08/01	08/02	NT
BY75363 - 1	SEPPCB2L	BY HAND PES	1000	0.5	1	S56	P/P	08/01	08/02	NT
BY75422 - 2	SEPPCB	BY HAND VOA	50	1	5	S7	#	08/01	08/02	NT
BY75704 ** - 4	SEPPCB2L	BY HAND PES	1060	0.5	1	S17	P/P	08/01	08/02	NT
BY75705 ** - 1	SEPPCB2L	BY HAND PES	1065	0.5	1	S-	P/P	08/01	08/02	NT
BY75706 ** - 5	SEPPCB2L	BY HAND PES	1065	0.5	1	S98	P/P	08/01	08/02	NT
BY75711 - 4	SEPPCB2L	BY HAND VOA	1050	0.5	1	S232	$	08/01	08/02	NT
BY75712 - 5	SEPPCB2L	BY HAND VOA	1040	0.5	1	S88	$	08/01	08/02	NT
BY76293 ** - 5	SEPPCB2L	BY HAND PES	1065	0.5	1	S236	P/P	08/01	08/02	NT
BY76294 ** - 3	SEPPCB2L	BY HAND PES	1050	0.5	1	S231	P/P$	08/01	08/02	NT
BY76296 ** - 1	SEPPCB2L	BY HAND PES	910	0.5	1	S235	P/P$	08/01	08/02	NT
BY76297 ** - 3	SEPPCB2L	BY HAND PES	930	0.5	1	S46	P/P$@, P	08/01	08/02	NT
BY76298 ** - 3	SEPPCB2L	BY HAND PES	1000	0.5	1	S44	P/P$@	08/01	08/02	NT
BY76299 ** - 1	SEPPCB2L	BY HAND PES	980	0.5	1	S66	P/P$@, P	08/01	08/02	NT
BY76315 - 6	SEPPCB2L	BY HAND	1055	0.5	1	S31	#$	08/01	08/02	NT

QC Rpt Cmnt

Prep Comment #LARGE EMULSION $FILTERED @EMULSION

Post Comment

Surrogate Id # ultra (ISM-321X) **Tracking #** **Time In**

Spike # ultra (CUS-14078) **Tracking #** **Time Out**

LCSID # ultra (CUS-14078) **Tracking #** **Temp**

Standards **Time Basic**

Vendor Id	Item ID	Phoenix Lot Number	Vendor Lot Number	Expiration Date
Brand-Nu	95% Hexane	S#7Y3	173154	01/19/18
Brand-Nu	Dcm	S#816	DS110	01/26/18
Brand-Nu	Hexane			
Ultra	Pcb Spike	S#5RF	CR-0362	02/28/19
Ultra	Pcb/pest Surrogate (wm)	S#7GC	CM-5308	01/25/18

BY HAND **PCB Extraction**

SEPPCB-396197 **QAQC Code** #Q$PCB-WM **QAQC Sample #** BY76573 08/02/17 7:21 PM

Sample / C#	Acode	Analysis	Initial Vol(mL)	Surrogate Vol (ml)	Final Vol (ml)	Cell #	Comments	Start Date	Finish Date	Initials
BY76573 **	BLK	BY HAND VOA	1000	0.5	1	S233	P/P	08/02	08/03	N
BY76573 **	LCS	BY HAND	1000	1	5	S44	50 uL Spk	08/02	08/03	N
BY76573 **	LCSD	BY HAND	1000	1	5	S17	50 uL Spk	08/02	08/03	N
BY76297 **	SEPPCB2L	BY HAND PES	900	0.5	1	S231	P/P FILTE	08/02	08/03	N
BY76382 ** - 5	SEPPCB	BY HAND VOA	1010	1	5	S31	FILTERE	08/02	08/03	N
BY76573 ** - 3	SEPPCB2L	BY HAND PES	1055	0.5	1	S109	P/P	08/02	08/03	N
BY76574 ** - 2	SEPPCB2L	BY HAND PES	1055	0.5	1	S88	P/P	08/02	08/03	N
BY76575 ** - 3	SEPPCB2L	BY HAND PES	1060	0.5	1	-	P/P	08/02	08/03	N
BY76576 ** - 3	SEPPCB2L	BY HAND PES	1065	0.5	1	S235	P/P	08/02	08/03	N
BY76577 ** - 1	SEPPCB2L	BY HAND PES	1055	0.5	1	S236	P/P	08/02	08/03	N
BY76578 ** - 3	SEPPCB2L	BY HAND PES	1060	0.5	1	S232	P/P	08/02	08/03	N
BY77300 - 10	SEPPCB2L	BY HAND VOA	940	0.5	1	S32	FILTERE	08/02	08/03	N
BY76718 - 1	SEPPCB	BY HAND	1020	1	5	S14	FILTERE	08/02	08/03	N

QC Rpt Cmnt A LCS and LCS Duplicate were performed instead of a matrix spike and matrix spike duplicate.

Prep Comment #LARGE EMULSION *EMULSION

Post Comment

Surrogate Id # ultra (ISM-321X) **Tracking #** **Time In**

Spike # ultra (CUS-14078) **Tracking #** **Time Out**

LCSID # ultra (CUS-14078) **Tracking #** **Temp**

Time Basic

Standards

Vendor Id	Item ID	Phoenix Lot Number	Vendor Lot Number	Expiration Date
Brand-Nu	95% Hexane	S#81F	DS317	01/26/18
Brand-Nu	Dcm	S#816	DS110	01/26/18
Brand-Nu	Hexane			
Ultra	Pcb Spike	S#5RF	CR-0362	02/28/19
Ultra	Pcb/pest Surrogate (wm)	S#7GC	CM-5308	01/25/18

PHOENIX
Environmental Laboratories, Inc.

587 East Middle Turnpike, P.O. Box 370, Manchester, CT 06040
Telephone: 860.645.1102 • Fax: 860.645.0823

NY ANALYTICAL SERVICES PROTOCOL
DATA PACKAGE

Client: NETC

125 BATH STREET

Laboratory Project: GBY76292

Pesticides (SOIL)

Ver 1

Organic Data Flags

LOD(MDL): Limit of Detection or Method Detection Limit
The minimum reportable concentration that can be measured with confidence.

PQL(RL): Practical Quantitation Level or Reporting Level
This value is at or above the MDL and is supported by the lowest calibration standard.

· Q Qualifiers:

U - The compound was analyzed for but not detected at or above the MDL. The number immediately preceding the “U” represents the PQL reporting level corrected for percent solids, weight and/or volume calculations, and dilution factors.

J - Indicates an estimated value, may indicate one of the following, depending on the situation:
a) The reported value is estimated and below the MDL
b) Used when estimating a concentration for TIC where a 1:1 response is assumed or when the result indicates the presence of a compound that meets the indentification criteria, but the results is less than the quantitation limit, but greater than zero.
c) QC associated with this analyte is within warning limits.

X - The concentration is not reported. This quantitation file was not evaluated for this compound at this dilution; a volatile purging or related issue may be the cause.

L - Biased Low

N - The concentration is based on the response of the nearest internal. This flag is used on the TIC form for all compounds identified.

S - This compound is a solvent that is used in the laboratory. Laboratory contamination is suspected if concentration is less than five times the reporting level.

B - This compound was also present in the method blank

D - The reported concentration is the result of a diluted analysis.

E - The reported value is estimated because the concentration exceeded the calibration range.

A - Indicates that the tentatively identified compound is a suspected aldol condensation product. Aldol condensation products are produced during the extraction process.

Q - For TICS, this compound was quantitated using a calibration curve. This compound is part of the instrument method, but not part of the client target list.

P- Percent difference is greater than 25% between the two GC columns and the lower result is reported.

PHOENIX
Environmental Laboratories, Inc.
587 East Middle Turnpike, P.O.Box 370, Manchester, CT 06040
Tel. (860) 645-1102 Fax (860) 645-0823

ACCREDITED IN ACCORDANCE WITH nelac NY # 11301

SDG: GBY76292

Pesticides Soil Conformance / Non-Conformance Summary

Project ID / Client ID: 125 BATH STREET, NETC

General Comments:

The samples were analyzed using a dual column ECD GC. Data files are labeled date-A-seq for the A channel and date-B-seq for the B channel. In order to report a concentration, both channels need to have the compound detected.
A Florisil cleanup was performed on all extracts.
The reporting levels (PQL) are supported by the lowest calibration standard. The laboratory defines the LOD/MDL as equivalent to the PQL/RL.It is part of Phoenix Lab's procedure to dilute all soil extracts prior to analysis
A calibration curve for the single component pesticides was analyzed with the samples. The standards for the multi-component pesticides Toxaphene and Chlordane calibration standards are analyzed only if the pattern is detected in the samples. Toxaphene and Chlordane daily standards are provided at the end of the pesticides calibration verification forms.
This data package provides summary forms for the single component pesticides only; please refer to the Phoenix report for the full list. Alpha and gamma chlordane were spiked and analyzed instead of technical chlordane. Gamma chlordane recovery is reported as chlordane in the LCS and LCSD.

Form 2 (Surrogates):

All surrogates met criteria with the following exceptions: None.

Form 3 (Laboratory Control/Matrix Spike):

Sample: BY76292 LCS
All LCS recoveries met criteria with the following exceptions: None.
All LCSD recoveries met criteria with the following exceptions: None.
All LCS/LCSD RPDs met criteria with the following exceptions: None.

Sample: BY76292 MS
All MS recoveries met criteria with the following exceptions: None.
All MSD recoveries met criteria with the following exceptions: None.
All MS/MSD RPDs met criteria with the following exceptions: beta-BHC (50.7%), Heptachlor (97.1%), Aldrin (38.8%)

Form 4 (Method Blank):

File: ECD10 802A014 / 802B014 (BY76292)
All compounds were non-detect with the following exceptions: None.

Form 6 (Initial Calibration Factors):

Method: ECD10 PS724AI
All compounds met crieria with the following exceptions: None.

Method: ECD10 PS724BI
All compounds met crieria with the following exceptions: None.

Method: ECD4 PS725AI
All compounds met crieria with the following exceptions: None.

Method: ECD4 PS725BI
All compounds met crieria with the following exceptions: None.

Form 7 (Calibration Verification):

All Calibration Blanks were non-detect with the following exceptions: None.

PHOENIX
Environmental Laboratories, Inc.
587 East Middle Turnpike, P.O.Box 370, Manchester, CT 06040
Tel. (860) 645-1102 Fax (860) 645-0823

ACCREDITED IN ACCORDANCE WITH nelac NY # 11301

SDG: GBY76292

Pesticides Soil Conformance / Non-Conformance Summary

Project ID / Client ID: 125 BATH STREET, NETC

All Continuing Calibrations met criteria with the following exceptions: The continuing calibration check standard File: ECD4 803A019 and check standard File: ECD4 803A031 had Methoxychlor recoveries below the acceptance criteria. A low bias is possible for this compound.

Form 7 (Degradation Standard):

All Degradation standards met criteria with the following exceptions: None.

Form 8 (Internal Standard and Retention Time):

All Internal Standards / Retention Times met criteria with the following exceptions: None.

Form 10 (Confirmation Summary):

All Confirmation Summaries met %D criteria (40%) with the following exceptions: Due to matrix interference caused by the presence of non-target compounds in the sample, the percent deviation between the primary and confirmation columns exceeded criteria for the under noted compounds.

Sample: BY76292 MS - 803A020 / 803B020 : Heptachlor (96.2 %)

Sample: BY76292 MSD - 803A021 / 803B021 : Heptachlor Epoxide (62.3 %) , 4,4' -DDD (70.1 %) , Endosulfan Sulfate (74.0 %) , Methoxychlor (56.9 %)

08/09/17

Anil Makol
Project Manager

2F
SOIL PESTICIDE SURROGATE RECOVERY

Lab Name: Phoenix Environmental Client: NETC

Lab Code: Phoenix Case No.: SAS No.: SDG No.: GBY76292

GC Column(1): CLP ID: 0.32 (mm) GC Column(2): rtx-440 ID: 0.32 (mm)

	LAB ID	TCX 1 %REC	#	TCX 2 %REC	#	DCB 1 %REC	#	DCB 2 %REC	#	TOT OUT	FILE ID
01	BY76292 BL	40		38		49		43		0	ECD10 802A014 | 802B014
02	BY76292 LCS	76		72		95		88		0	ECD10 802A015 | 802B015
03	BY76292 LCSD	72		65		99		87		0	ECD10 802A016 | 802B016
04	BY76292 MS	63		64		71		72		0	ECD4 803A020 | 803B020
05	BY76292 MSD	62		59		77		92		0	ECD4 803A021 | 803B021
06	BY76292 (2X)	69		62		83		107		0	ECD4 803A022 | 803B022
07											
08											
09											
10											
11											
12											
13											
14											
15											
16											
17											
18											
19											
20											
21											
22											
23											
24											
25											
26											
27											
28											
29											
30											

	ADVISORY QC LIMITS
TCX = Tetrachloro-m-xylene	30 - 150
DCB = Decachlorobiphenyl	30 - 150

\# = Column to be used to flag recovery values
* = Values outside of contract required QC limits
D = Surrogate diluted out
Int = Surrogate not reported due to Interference

3F

SOIL PESTICIDE LCS SPIKE/LCS SPIKE DUPLICATE RECOVERY

Lab Name: Phoenix Environmental Client: NETC

Lab Code: Phoenix Case No.: SAS No.: SDG No.: GBY76292

LCS Spike - Client Id.: BY76292 LCS Lab Id: BY76292 LCS

COMPOUND	SPIKE ADDED (ug/Kg)		LCS CONC (ug/Kg)	LCS % REC	#	QC. LIMITS REC.
alpha-BHC	33.3		25.6	77		40 - 140
beta-BHC	33.3		28.1	84		40 - 140
delta-BHC	33.3		29.6	89		40 - 140
gamma-BHC (Lindane)	33.3		27.4	82		40 - 140
Heptachlor	33.3		29.3	88		40 - 140
Aldrin	33.3		26.8	81		40 - 140
Heptachlor Epoxide	33.3		26.5	79		40 - 140
Endosulfan I	33.3		26.7	80		40 - 140
Dieldrin	33.3		27.4	82		40 - 140
4,4' -DDE	33.3		29.6	89		40 - 140
Endrin	33.3		29.3	88		40 - 140
Endosulfan II	33.3		30.1	90		40 - 140
4,4' -DDD	33.3		32.1	96		40 - 140
Endosulfan Sulfate	33.3		28.7	86		40 - 140
4,4' -DDT	33.3		33.3	100		40 - 140
Methoxychlor	33.3		34.6	104		40 - 140
Endrin ketone	33.3		29.8	89		40 - 140
Endrin Aldehyde	33.3		25.5	76		40 - 140
alpha-Chlordane	33.3		26.6	80		40 - 140
gamma-Chlordane	33.3		25.8	77		40 - 140

COMPOUND	SPIKE ADDED (ug/Kg)	LCSD CONC (ug/Kg)	LCSD % REC	#	% RPD	#	QC LIMITS RPD	QC LIMITS REC.
alpha-BHC	33.3	25.0	75		2.6		30	40 - 140
beta-BHC	33.3	28.9	87		3.5		30	40 - 140
delta-BHC	33.3	30.0	90		1.1		30	40 - 140
gamma-BHC (Lindane)	33.3	26.9	81		1.2		30	40 - 140
Heptachlor	33.3	29.2	87		1.1		30	40 - 140
Aldrin	33.3	26.8	81		0.0		30	40 - 140
Heptachlor Epoxide	33.3	27.5	82		3.7		30	40 - 140
Endosulfan I	33.3	26.3	79		1.3		30	40 - 140
Dieldrin	33.3	27.2	82		0.0		30	40 - 140
4,4' -DDE	33.3	30.4	91		2.2		30	40 - 140
Endrin	33.3	29.6	89		1.1		30	40 - 140
Endosulfan II	33.3	30.3	91		1.1		30	40 - 140
4,4' -DDD	33.3	32.2	97		1.0		30	40 - 140
Endosulfan Sulfate	33.3	28.9	87		1.2		30	40 - 140
4,4' -DDT	33.3	33.9	102		2.0		30	40 - 140
Methoxychlor	33.3	34.7	104		0.0		30	40 - 140
Endrin ketone	33.3	30.0	90		1.1		30	40 - 140
Endrin Aldehyde	33.3	26.5	79		3.9		30	40 - 140
alpha-Chlordane	33.3	26.8	80		0.0		30	40 - 140
gamma-Chlordane	33.3	25.8	77		0.0		30	40 - 140

FORM III PEST

3F

SOIL PESTICIDE MATRIX SPIKE/MATRIX SPIKE DUPLICATE RECOVERY

Lab Name: Phoenix Environmental Client: NETC

Lab Code: Phoenix Case No.: SAS No.: SDG No.: GBY76292

Matrix Spike - Client Id.: G CREEK STG BLD MS Lab Id: BY76292 MS

COMPOUND	SPIKE ADDED (ug/Kg)	SAMPLE CONCENTRATION (ug/Kg)	MS CONC (ug/Kg)	MS % REC	#	QC. LIMITS REC.
alpha-BHC	57.7	0.87	31.8	54		30 - 150
beta-BHC	57.7	2.2	33.0	53		30 - 150
delta-BHC	57.7	1.4	26.9	44		30 - 150
gamma-BHC (Lindane)	57.7	0	0	Interference		30 - 150
Heptachlor	57.7	0	73.3	127		30 - 150
Aldrin	57.7	0.81	32.2	54		30 - 150
Heptachlor Epoxide	57.7	10	35.5	44		30 - 150
Endosulfan I	57.7	0	31.1	54		30 - 150
Dieldrin	57.7	1.9	38.1	63		30 - 150
4,4' -DDE	57.7	11	44.6	58		30 - 150
Endrin	57.7	11	33.4	39		30 - 150
Endosulfan II	57.7	0	33.2	58		30 - 150
4,4' -DDD	57.7	5.3	44.5	68		30 - 150
Endosulfan Sulfate	57.7	0	30.7	53		30 - 150
4,4' -DDT	57.7	6.1	53.8	83		30 - 150
Methoxychlor	57.7	2.8	42.0	68		30 - 150
Endrin ketone	57.7	0.4	28.9	49		30 - 150
Endrin Aldehyde	57.7	5.1	34.3	51		30 - 150
alpha-Chlordane	57.7	0	36.6	63		30 - 150
gamma-Chlordane	57.7	0	184	Interference		30 - 150

COMPOUND	SPIKE ADDED (ug/Kg)	MSD CONC (ug/Kg)	MSD % REC	#	% RPD	#	QC LIMITS RPD	QC LIMITS REC.
alpha-BHC	59.1	33.0	54		0.0		30	30 - 150
beta-BHC	59.1	54.5	89		50.7	*	30	30 - 150
delta-BHC	59.1	29.1	47		6.6		30	30 - 150
gamma-BHC (Lindane)	59.1	30.0	51				30	30 - 150
Heptachlor	59.1	26.0	44		97.1	*	30	30 - 150
Aldrin	59.1	48.3	80		38.8	*	30	30 - 150
Heptachlor Epoxide	59.1	44.2	58		27.5		30	30 - 150
Endosulfan I	59.1	29.8	50		7.7		30	30 - 150
Dieldrin	59.1	40.4	65		3.1		30	30 - 150
4,4' -DDE	59.1	44.9	57		1.7		30	30 - 150
Endrin	59.1	41.5	52		28.6		30	30 - 150
Endosulfan II	59.1	33.0	56		3.5		30	30 - 150
4,4' -DDD	59.1	50.0	76		11.1		30	30 - 150
Endosulfan Sulfate	59.1	23.4	40		28.0		30	30 - 150
4,4' -DDT	59.1	54.4	82		1.2		30	30 - 150
Methoxychlor	59.1	52.8	85		22.2		30	30 - 150
Endrin ketone	59.1	32.7	55		11.5		30	30 - 150
Endrin Aldehyde	59.1	36.3	53		3.8		30	30 - 150
alpha-Chlordane	59.1	32.6	55		13.6		30	30 - 150
gamma-Chlordane	59.1	182	nterferenc				30	30 - 150

FORM III PEST

4C

PESTICIDE METHOD BLANK SUMMARY

CLIENT SAMPLE NO

BY76292 BL

Lab Name: Phoenix Environmental Client: NETC

Lab Code: Phoenix Case No.: SAS No.: SDG No.: GBY76292

Lab Sample ID: BY76292 BL Lab File ID: 802A014

Matrix: (soil/water) SOIL Extraction:(SepF/Cont/Sonc) 3545

Sulfur Cleanup:(Y/N) N Date Extracted: 08/01/17

Date Analyzed (1): 08/02/17 Date Analyzed (2): 08/02/17

Time Analyzed (1): 13:27 Time Analyzed (2): 13:27

Instrument ID (1): ECD10 Instrument ID (2): ECD10

GC Col.(1): CLP ID: 0.32 (mm) GC Col.(2): rtx-440 ID: 0.32 (mm)

THIS METHOD BLANK APPLIES TO THE FOLLOWING SAMPLES, MS AND MSD:

	CLIENT SAMPLE NO.	LAB SAMPLE ID	DATE ANALYZED 1	DATE ANALYZED 2
01	BY76292 LCS	BY76292 LCS	08/02/17	08/02/17
02	BY76292 LCSD	BY76292 LCSD	08/02/17	08/02/17
03	G CREEK STG BLD MS	BY76292 MS	08/03/17	08/03/17
04	G CREEK STG BLD MSD	BY76292 MSD	08/03/17	08/03/17
05	G CREEK STG BLD (2X)	BY76292 (2X)	08/03/17	08/03/17
06				
07				
08				
09				
10				
11				
12				
13				
14				
15				
16				
17				
18				
19				
20				
21				
22				
23				
24				
25				

COMMENTS:

8B
PESTICIDE INTERNAL STANDARD AREA AND RT SUMMARY

Lab Name: Phoenix Environmental Labs Client: NETC

Lab Code: Phoenix Case No.: SAS No.: SDG No.: GBY76292

Lab File Id: 724A010 Date Analyzed: 07/24/17

Instrument ID: ECD10 Time Analyzed: 12:11

GC Col A: CLP ID: 0.32

1-Bromo-2-Nitrobenze	INTERNAL STD AREA #	RT #
12 HOUR STD	863968	2.73
UPPER LIMIT	1771134	3.23
LOWER LIMIT	427664	2.23

	CLIENT ID	LAB ID	FILE ID	INTERNAL STD AREA	RT	DATE ANALYZED	TIME ANALYZED
01	MIX 6;13S	MIX 6;13S	724A008	920042	2.72	07/24/17	12:11
02	MIX 5;13R	MIX 5;13R	724A009	851361	2.73	07/24/17	12:28
03	MIX 4;15H	MIX 4;15H	724A010	863968	2.73	07/24/17	12:46
04	MIX 3;13P	MIX 3;13P	724A011	860727	2.73	07/24/17	13:04
05	MIX 2;13O	MIX 2;13O	724A012	877030	2.72	07/24/17	13:23
06	MIX 1;13N	MIX 1;13N	724A013	885268	2.72	07/24/17	13:41
07	1A;10O	1A;10O	724A014	871345	2.72	07/24/17	13:59
08	DEG;14X	DEG;14X	724A015	888736	2.73	07/24/17	14:17
09							
10							
11							
12							
13							
14							
15							
16							
17							
18							
19							
20							
21							
22							
23							
24							
25							
26							

AREA UPPER LIMIT = +100% of internal standard area
AREA LOWER LIMIT = - 50% of internal standard area
RT UPPER LIMIT = +0.50 minutes of internal standard RT
RT LOWER LIMIT = -0.50 minutes of internal standard RT

Column used to flag internal standard area values with an asterisk.
* Values outside of QC limits.

FORM VIII PEST

8B
PESTICIDE INTERNAL STANDARD AREA AND RT SUMMARY

Lab Name: Phoenix Environmental Labs Client: NETC

Lab Code: Phoenix Case No.: SAS No.: SDG No.: GBY76292

Lab File Id: 724B010 Date Analyzed: 07/24/17

Instrument ID: ECD10 Time Analyzed: 12:11

GC Col B: rtx-440 ID: 0.32

1-Bromo-2-Nitrobenze	INTERNAL STD AREA #	RT #
12 HOUR STD	849463	2.60
UPPER LIMIT	1741399	3.10
LOWER LIMIT	420484	2.10

	CLIENT ID	LAB ID	FILE ID	INTERNAL STD AREA	RT	DATE ANALYZED	TIME ANALYZED
01	MIX 6;13S	MIX 6;13S	724B008	869449	2.58	07/24/17	12:11
02	MIX 5;13R	MIX 5;13R	724B009	826469	2.60	07/24/17	12:28
03	MIX 4;15H	MIX 4;15H	724B010	849463	2.60	07/24/17	12:46
04	MIX 3;13P	MIX 3;13P	724B011	860173	2.59	07/24/17	13:04
05	MIX 2;13O	MIX 2;13O	724B012	871485	2.59	07/24/17	13:23
06	MIX 1;13N	MIX 1;13N	724B013	841627	2.59	07/24/17	13:41
07	1A;10O	1A;10O	724B014	863769	2.59	07/24/17	13:59
08	DEG;14X	DEG;14X	724B015	879866	2.60	07/24/17	14:17
09							
10							
11							
12							
13							
14							
15							
16							
17							
18							
19							
20							
21							
22							
23							
24							
25							
26							

AREA UPPER LIMIT = +100% of internal standard area
AREA LOWER LIMIT = - 50% of internal standard area
RT UPPER LIMIT = +0.50 minutes of internal standard RT
RT LOWER LIMIT = -0.50 minutes of internal standard RT

Column used to flag internal standard area values with an asterisk.
* Values outside of QC limits.

FORM VIII PEST

8B
PESTICIDE INTERNAL STANDARD AREA AND RT SUMMARY

Lab Name: Phoenix Environmental Labs Client: NETC

Lab Code: Phoenix Case No.: SAS No.: SDG No.: GBY76292

Lab File Id: 802A013 Date Analyzed: 08/02/17

Instrument ID: ECD10 Time Analyzed: 13:27

GC Col A: CLP ID: 0.32

1-Bromo-2-Nitrobenze	INTERNAL STD AREA #	RT #
12 HOUR STD	891953	2.63
UPPER LIMIT	1828503	3.13
LOWER LIMIT	441517	2.13

	CLIENT ID	LAB ID	FILE ID	INTERNAL STD AREA	RT	DATE ANALYZED	TIME ANALYZED
01	c300;15p	c300;15p	802A006	959672	2.62	08/02/17	09:32
02	tox 1000;16n	tox 1000;16n	802A007	979752	2.62	08/02/17	09:50
03	hex	hex	802A011	1006380	2.62	08/02/17	11:07
04	deg std;14y	deg std;14y	802A012	1022265	2.62	08/02/17	12:51
05	mix 4;16d	mix 4;16d	802A013	891953	2.63	08/02/17	13:09
06	BY76292 BL	BY76292 BL	802A014	874225	2.62	08/02/17	13:27
07	BY76292 LCS	BY76292 LCS	802A015	832549	2.62	08/02/17	13:45
08	BY76292 LCSD	BY76292 LCSD	802A016	877463	2.62	08/02/17	14:03
09	hex	hex	802A025	966495	2.62	08/02/17	18:49
10	mix 4;16d	mix 4;16d	802A026	927755	2.62	08/02/17	19:07
11							
12							
13							
14							
15							
16							
17							
18							
19							
20							
21							
22							
23							
24							
25							
26							

AREA UPPER LIMIT = +100% of internal standard area
AREA LOWER LIMIT = - 50% of internal standard area
RT UPPER LIMIT = +0.50 minutes of internal standard RT
RT LOWER LIMIT = -0.50 minutes of internal standard RT

Column used to flag internal standard area values with an asterisk.
* Values outside of QC limits.

FORM VIII PEST

8B
PESTICIDE INTERNAL STANDARD AREA AND RT SUMMARY

Lab Name: Phoenix Environmental Labs Client: NETC

Lab Code: Phoenix Case No.: SAS No.: SDG No.: GBY76292

Lab File Id: 802B013 Date Analyzed: 08/02/17

Instrument ID: ECD10 Time Analyzed: 13:27

GC Col B: rtx-440 ID: 0.32

1-Bromo-2-Nitrobenze	INTERNAL STD AREA #	RT #
12 HOUR STD	782481	2.51
UPPER LIMIT	1604086	3.01
LOWER LIMIT	387328	2.01

	CLIENT ID	LAB ID	FILE ID	INTERNAL STD AREA	RT	DATE ANALYZED	TIME ANALYZED
01	c300;15p	c300;15p	802B006	826295	2.50	08/02/17	09:32
02	tox 1000;16n	tox 1000;16n	802B007	853148	2.50	08/02/17	09:50
03	hex	hex	802B011	870623	2.49	08/02/17	11:07
04	deg std;14y	deg std;14y	802B012	858209	2.50	08/02/17	12:51
05	mix 4;16d	mix 4;16d	802B013	782481	2.51	08/02/17	13:09
06	BY76292 BL	BY76292 BL	802B014	787130	2.50	08/02/17	13:27
07	BY76292 LCS	BY76292 LCS	802B015	741141	2.50	08/02/17	13:45
08	BY76292 LCSD	BY76292 LCSD	802B016	802816	2.49	08/02/17	14:03
09	hex	hex	802B025	839290	2.50	08/02/17	18:49
10	mix 4;16d	mix 4;16d	802B026	841565	2.50	08/02/17	19:07
11							
12							
13							
14							
15							
16							
17							
18							
19							
20							
21							
22							
23							
24							
25							
26							

AREA UPPER LIMIT = +100% of internal standard area
AREA LOWER LIMIT = - 50% of internal standard area
RT UPPER LIMIT = +0.50 minutes of internal standard RT
RT LOWER LIMIT = -0.50 minutes of internal standard RT

Column used to flag internal standard area values with an asterisk.
* Values outside of QC limits.

FORM VIII PEST

8B
PESTICIDE INTERNAL STANDARD AREA AND RT SUMMARY

Lab Name: Phoenix Environmental Labs Client: NETC

Lab Code: Phoenix Case No.: SAS No.: SDG No.: GBY76292

Lab File Id: 725A034 Date Analyzed: 07/25/17

Instrument ID: ECD4 Time Analyzed: 21:20

GC Col A: CLP ID: 0.32

1-Bromo-2-Nitrobenze	INTERNAL STD AREA #	RT #
12 HOUR STD	525199	3.06
UPPER LIMIT	1076657	3.56
LOWER LIMIT	259973	2.56

	CLIENT ID	LAB ID	FILE ID	INTERNAL STD AREA	RT	DATE ANALYZED	TIME ANALYZED
01	t mix 6;16f	t mix 6;16f	725A032	511277	3.06	07/25/17	21:20
02	t mix 5;16e	t mix 5;16e	725A033	513843	3.06	07/25/17	21:36
03	t mix 4;16d	t mix 4;16d	725A034	525199	3.06	07/25/17	21:52
04	t mix 3;16c	t mix 3;16c	725A035	545936	3.06	07/25/17	22:08
05	t mix 2;16b	t mix 2;16b	725A036	518214	3.06	07/25/17	22:24
06	t mix 1;16a	t mix 1;16a	725A037	572698	3.06	07/25/17	22:40
07	1a;10o	1a;10o	725A038	522296	3.05	07/25/17	22:56
08	deg std/1g;14y	deg std/1g;14y	725A039	565879	3.06	07/25/17	23:13
09							
10							
11							
12							
13							
14							
15							
16							
17							
18							
19							
20							
21							
22							
23							
24							
25							
26							

AREA UPPER LIMIT = +100% of internal standard area
AREA LOWER LIMIT = - 50% of internal standard area
RT UPPER LIMIT = +0.50 minutes of internal standard RT
RT LOWER LIMIT = -0.50 minutes of internal standard RT

Column used to flag internal standard area values with an asterisk.
* Values outside of QC limits.

FORM VIII PEST

8B
PESTICIDE INTERNAL STANDARD AREA AND RT SUMMARY

Lab Name: Phoenix Environmental Labs Client: NETC

Lab Code: Phoenix Case No.: SAS No.: SDG No.: GBY76292

Lab File Id: 725B034 Date Analyzed: 07/25/17

Instrument ID: ECD4 Time Analyzed: 21:20

GC Col B: Rtx-440 ID: 0.32

1-Bromo-2-Nitrobenze	INTERNAL STD AREA #	RT #
12 HOUR STD	395220	2.89
UPPER LIMIT	810202	3.39
LOWER LIMIT	195634	2.39

	CLIENT ID	LAB ID	FILE ID	INTERNAL STD AREA	RT	DATE ANALYZED	TIME ANALYZED
01	t mix 6;16f	t mix 6;16f	725B032	390641	2.90	07/25/17	21:20
02	t mix 5;16e	t mix 5;16e	725B033	394034	2.89	07/25/17	21:36
03	t mix 4;16d	t mix 4;16d	725B034	395220	2.89	07/25/17	21:52
04	t mix 3;16c	t mix 3;16c	725B035	401699	2.90	07/25/17	22:08
05	t mix 2;16b	t mix 2;16b	725B036	390385	2.89	07/25/17	22:24
06	t mix 1;16a	t mix 1;16a	725B037	431980	2.90	07/25/17	22:40
07	1a;10o	1a;10o	725B038	398554	2.89	07/25/17	22:56
08	deg std/1g;14y	deg std/1g;14y	725B039	418394	2.90	07/25/17	23:13
09							
10							
11							
12							
13							
14							
15							
16							
17							
18							
19							
20							
21							
22							
23							
24							
25							
26							

AREA UPPER LIMIT = +100% of internal standard area
AREA LOWER LIMIT = - 50% of internal standard area
RT UPPER LIMIT = +0.50 minutes of internal standard RT
RT LOWER LIMIT = -0.50 minutes of internal standard RT

Column used to flag internal standard area values with an asterisk.
* Values outside of QC limits.

FORM VIII PEST

8B
PESTICIDE INTERNAL STANDARD AREA AND RT SUMMARY

Lab Name: Phoenix Environmental Labs Client: NETC

Lab Code: Phoenix Case No.: SAS No.: SDG No.: GBY76292

Lab File Id: 803A019 Date Analyzed: 08/03/17

Instrument ID: ECD4 Time Analyzed: 14:02

GC Col A: CLP ID: 0.32

1-Bromo-2-Nitrobenze	INTERNAL STD AREA #	RT #
12 HOUR STD	479130	2.97
UPPER LIMIT	982217	3.47
LOWER LIMIT	237170	2.47

	CLIENT ID	LAB ID	FILE ID	INTERNAL STD AREA	RT	DATE ANALYZED	TIME ANALYZED
01	c300;15p	c300;15p	803A006	381098	2.97	08/03/17	09:19
02	tox 1000;16n	tox 1000;16n	803A007	382297	2.99	08/03/17	09:34
03	hex	hex	803A017	472532	2.97	08/03/17	12:49
04	deg std;14y	deg std;14y	803A018	502887	2.98	08/03/17	13:14
05	mix 4;16d	mix 4;16d	803A019	479130	2.97	08/03/17	13:30
06	G CREEK STG BLD M	BY76292 MS	803A020	439488	2.98	08/03/17	13:46
07	G CREEK STG BLD M	BY76292 MSD	803A021	429113	2.98	08/03/17	14:02
08	G CREEK STG BLD (	BY76292 (2X)	803A022	412665	2.97	08/03/17	14:19
09	hex	hex	803A030	532154	2.98	08/03/17	16:29
10	mix 4;16d	mix 4;16d	803A031	508911	2.97	08/03/17	16:45
11							
12							
13							
14							
15							
16							
17							
18							
19							
20							
21							
22							
23							
24							
25							
26							

AREA UPPER LIMIT = +100% of internal standard area
AREA LOWER LIMIT = - 50% of internal standard area
RT UPPER LIMIT = +0.50 minutes of internal standard RT
RT LOWER LIMIT = -0.50 minutes of internal standard RT

Column used to flag internal standard area values with an asterisk.
* Values outside of QC limits.

FORM VIII PEST

8B
PESTICIDE INTERNAL STANDARD AREA AND RT SUMMARY

Lab Name: Phoenix Environmental Labs Client: NETC

Lab Code: Phoenix Case No.: SAS No.: SDG No.: GBY76292

Lab File Id: 803B019 Date Analyzed: 08/03/17

Instrument ID: ECD4 Time Analyzed: 14:19

GC Col B: Rtx-440 ID: 0.32

1-Bromo-2-Nitrobenze	INTERNAL STD AREA #	RT #
12 HOUR STD	389171	2.85
UPPER LIMIT	797800	3.35
LOWER LIMIT	192639	2.35

	CLIENT ID	LAB ID	FILE ID	INTERNAL STD AREA	RT	DATE ANALYZED	TIME ANALYZED
01	c300;15p	c300;15p	803B006	323202	2.85	08/03/17	09:19
02	tox 1000;16n	tox 1000;16n	803B007	314451	2.87	08/03/17	09:34
03	hex	hex	803B017	393056	2.85	08/03/17	12:49
04	deg std;14y	deg std;14y	803B018	413108	2.85	08/03/17	13:14
05	mix 4;16d	mix 4;16d	803B019	389171	2.85	08/03/17	13:30
06	G CREEK STG BLD M	BY76292 MS	803B020	359556	2.85	08/03/17	13:46
07	G CREEK STG BLD M	BY76292 MSD	803B021	365627	2.85	08/03/17	14:02
08	G CREEK STG BLD (	BY76292 (2X)	803B022	367082	2.85	08/03/17	14:19
09	hex	hex	803B030	438273	2.85	08/03/17	16:29
10	mix 4;16d	mix 4;16d	803B031	427375	2.85	08/03/17	16:45
11							
12							
13							
14							
15							
16							
17							
18							
19							
20							
21							
22							
23							
24							
25							
26							

AREA UPPER LIMIT = +100% of internal standard area
AREA LOWER LIMIT = - 50% of internal standard area
RT UPPER LIMIT = +0.50 minutes of internal standard RT
RT LOWER LIMIT = -0.50 minutes of internal standard RT

Column used to flag internal standard area values with an asterisk.
* Values outside of QC limits.

FORM VIII PEST

1D

PESTICIDE ORGANICS ANALYSIS DATA SHEET

CLIENT SAMPLE NO.

G CREEK STG BLD

Lab Name: Phoenix Environmental Client: NETC

Lab Code: Phoenix Instr: ECD4 Column.: CLP 0.32 SDG No.: GBY76292

Matrix: (soil/water) SOIL Lab Sample ID: BY76292

Sample wt/vol: 15.47 (g/mL) g Lab File ID: 803A022

% Moisture: 44 decanted: (Y/N) N Date Received: 08/01/17

Extraction: (SepF/Cont/ASE) 3545 Date Extracted: 08/01/17

Concentrated Extract Volume: 5000 (uL) Date Analyzed: 08/03/17

Injection Volume: 1 (ul) Dilution Factor: 2

CONCENTRATION UNITS:
(mg/L or mg/Kg) ug/Kg

CAS NO.	COMPOUND	CF	CONC	P/C	Q	MDL	PQL
319-84-6	alpha-BHC	2.898	12	C	U	12	12
319-85-7	beta-BHC	1.113	12	C	U	12	12
319-86-8	delta-BHC	2.981	12	C	U	12	12
58-89-9	gamma-BHC (Lindane)	NA	2.3	C	U	2.3	2.3
76-44-8	Heptachlor	NA	12	C	U	12	12
309-00-2	Aldrin	NA	2.9	C	U	2.9	2.9
1024-57-3	Heptachlor Epoxide	2.442	12	C	U	12	12
959-98-8	Endosulfan I	NA	12	C	U	12	12
60-57-1	Dieldrin	2.167	2.9	C	U	2.9	2.9
72-55-9	4,4' -DDE	2.069	15	C	U1	15	15
72-20-8	Endrin	1.862	12	C	U	12	12
33213-65-9	Endosulfan II	1.919	12	C	U	12	12
72-54-8	4,4' -DDD	1.580	6.0	C	U1	6.0	6.0
1031-07-8	Endosulfan Sulfate	1.561	12	C	U	12	12
50-29-3	4,4' -DDT	1.633	7.0	C	U1	7.0	7.0
72-43-5	Methoxychlor	0.791	58	C	U	58	58
53494-70-5	Endrin ketone	1.754	12	C	U	12	12
7421-93-4	Endrin Aldehyde	1.528	12	C	U	12	12
8001-35-2	Toxaphene	NA	230	C	U	230	230
5103-71-9	alpha-Chlordane	2.149	5.8	C	U	5.8	5.8
5103-74-2	gamma-Chlordane	2.519	100	C	U1	100	100
57-74-9	Chlordane	NA	58	C	U	58	58
2051-24-3	Decachlorobiphenyl	1.139	83	C		%	%
877-09-8	Tetrachloro-m-xylene	0.953	69	C		%	%

57-74-9 Sample PQL Calc: (50raw * 2df * 5fv) / (15.47wt-vol * 0.56%sol) = 58

Both channels need to have the compound detected for a concentration to be reported on either channel.
U1=Due to matrix interference and/or the presence of a large amount of non-target material, the reporting level for this compound has been elevated.
U2=The presence of this compound was not confirmed by the analyst based on the characteristic pattern matching of multi-component parameters, retention time, and/or peak shape.

P/C: P=Primary Result C=Confirmation Result X=Not Used CF=Calculated Calibration/Response Factor MC=Multi-Component

FORM I PEST

1D

PESTICIDE ORGANICS ANALYSIS DATA SHEET

CLIENT SAMPLE NO.

G CREEK STG BLD

Lab Name: Phoenix Environmental Client: NETC

Lab Code: Phoenix Instr: ECD4 Column.: Rtx-440 0.32 SDG No.: GBY76292

Matrix: (soil/water) SOIL Lab Sample ID: BY76292

Sample wt/vol: 15.47 (g/mL) g Lab File ID: 803B022

% Moisture: 44 decanted: (Y/N) N Date Received: 08/01/17

Extraction: (SepF/Cont/ASE) 3545 Date Extracted: 08/01/17

Concentrated Extract Volume: 5000 (uL) Date Analyzed: 08/03/17

Injection Volume: 1 (ul) Dilution Factor: 2

CONCENTRATION UNITS:
(mg/L or mg/Kg) ug/Kg

CAS NO.	COMPOUND	CF	CONC	P/C	Q	MDL	PQL
319-84-6	alpha-BHC	2.169	12	P	U	12	12
319-85-7	beta-BHC	1.059	12	P	U	12	12
319-86-8	delta-BHC	2.654	12	P	U	12	12
58-89-9	gamma-BHC (Lindane)	NA	2.3	P	U	2.3	2.3
76-44-8	Heptachlor	2.597	12	P	U	12	12
309-00-2	Aldrin	2.312	2.9	P	U	2.9	2.9
1024-57-3	Heptachlor Epoxide	2.178	12	P	U	12	12
959-98-8	Endosulfan I	NA	12	P	U	12	12
60-57-1	Dieldrin	1.801	2.9	P	U	2.9	2.9
72-55-9	4,4' -DDE	1.911	15	P	U1	15	15
72-20-8	Endrin	1.880	12	P	U	12	12
33213-65-9	Endosulfan II	NA	12	P	U	12	12
72-54-8	4,4' -DDD	1.214	6.0	P	U1	6.0	6.0
1031-07-8	Endosulfan Sulfate	NA	12	P	U	12	12
50-29-3	4,4' -DDT	1.350	7.0	P	U1	7.0	7.0
72-43-5	Methoxychlor	0.797	58	P	U	58	58
53494-70-5	Endrin ketone	1.869	12	P	U	12	12
7421-93-4	Endrin Aldehyde	1.457	12	P	U	12	12
8001-35-2	Toxaphene	NA	230	P	U	230	230
5103-71-9	alpha-Chlordane	NA	5.8	P	U	5.8	5.8
5103-74-2	gamma-Chlordane	2.274	100	P	U1	100	100
57-74-9	Chlordane	NA	58	P	U	58	58
2051-24-3	Decachlorobiphenyl	1.803	107	P		%	%
877-09-8	Tetrachloro-m-xylene	0.977	62	P		%	%

57-74-9 Sample PQL Calc: (50raw * 2df * 5fv) / (15.47wt-vol * 0.56%sol) = 58

Both channels need to have the compound detected for a concentration to be reported on either channel.
U1=Due to matrix interference and/or the presence of a large amount of non-target material, the reporting level for this compound has been elevated.
U2=The presence of this compound was not confirmed by the analyst based on the characteristic pattern matching of multi-component parameters, retention time, and/or peak shape.

P/C: P=Primary Result C=Confirmation Result X=Not Used CF=Calculated Calibration/Response Factor MC=Multi-Component

Client Id: G CREEK STG BLD

Software Version: 4.1<1L22>
Date: 8/4/2017 07:44 AM
Sample Name : 76292 2xc cu
Data File : E:\TC2017\ECD4\08-AUG\803A022.RAW Date: 8/3/2017 02:19 PM
Sequence File: E:\TC2017\ECD4\08-AUG\PEST_SEQ.SEQ Cycle: 97 Channel : A
Instrument : AUTO4-DUAL_ECD Rack/Vial: 0/19 Operator:
Sample Amount : 1.0000 Dilution Factor : 1.00

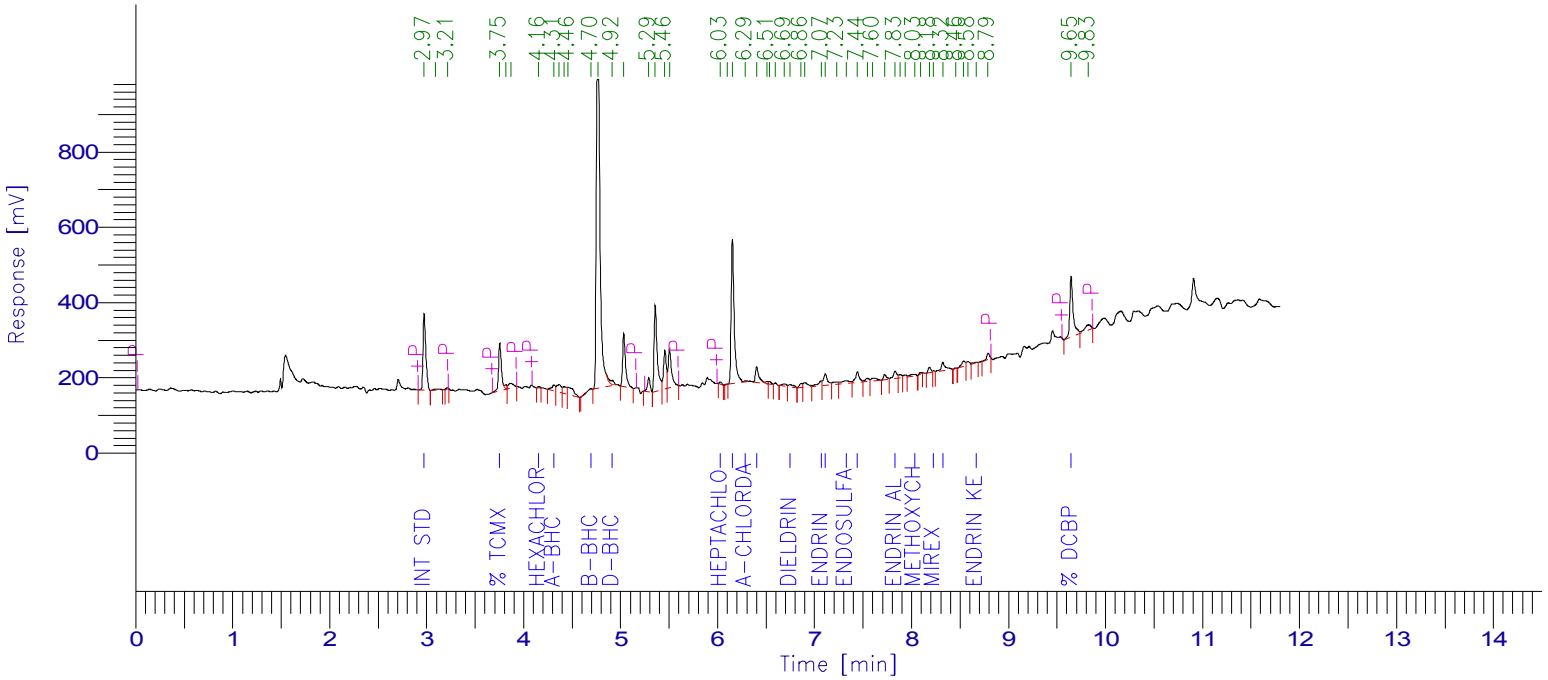

PESTICIDE REPORT

Peak #	Time [min]	Component Name	Raw Amount	Surrogate Recovery TCMX & DCBP	Multiplier	Adjusted Amount for Labowrks	Area [µV·s]
1	2.974	Int Std	100.0000	250.0000	1.0000	100.0000	412664.79
4	3.754	% TCMX	68.5357	171.3392	1.0000	68.5357	269511.23
7	4.157	Hexachlorobenzene	0.4118	1.0296	1.0000	0.4118	5556.12
8	4.312	a-BHC	3.5522	8.8804	1.0000	3.5522	42478.37
0	4.655	g-BHC	0.0000	0.0000	1.0000	0.0000	0.00
12	4.696	b-BHC	5.2757	13.1892	1.0000	5.2757	24227.23
14	4.916	d-BHC	3.1735	7.9338	1.0000	3.1735	39042.85
0	5.130	Heptachlor	0.0000	0.0000	1.0000	0.0000	0.00
0	5.438	Aldrin	0.0000	0.0000	1.0000	0.0000	0.00
20	6.030	Heptachlor epoxide	0.8753	2.1882	1.0000	0.8753	8821.84
22	6.153	g-Chlordane	81.1383	202.8458	1.0000	81.1383	843438.46
23	6.286	a-Chlordane	0.3924	0.9810	1.0000	0.3924	3480.00
24	6.403	4,4'-DDE	12.4239	31.0598	1.0000	12.4239	106064.22
0	6.508	Endosulfan I	0.0000	0.0000	1.0000	0.0000	0.00
29	6.748	Dieldrin	2.5800	6.4501	1.0000	2.5800	23074.43
32	7.071	Endrin	4.8234	12.0586	1.0000	4.8234	37053.02
33	7.110	4,4'-DDD	12.9482	32.3706	1.0000	12.9482	84423.39
35	7.325	Endosulfan II	5.3876	13.4691	1.0000	5.3876	42668.66
36	7.442	4,4'-DDT	11.7367	29.3417	1.0000	11.7367	79081.87
40	7.831	Endrin aldehyde	8.2526	20.6314	1.0000	8.2526	52031.59
43	8.032	Methoxychlor	6.8464	17.1161	1.0000	6.8464	22336.73
46	8.229	Mirex	1.0252	2.5630	1.0000	1.0252	5433.44
47	8.322	Endosulfan sulfate	11.3341	28.3352	1.0000	11.3341	72997.48
51	8.666	Endrin Ketone	1.4933	3.7333	1.0000	1.4933	10807.30
53	9.646	% DCBP	83.0713	207.6782	1.0000	83.0713	390481.37
				1063.1944	25.0000	425.2778	2575674.39

Client Id: G CREEK STG BLD

Software Version: 4.1<1L22>
Date: 8/4/2017 07:54 AM
Sample Name : 76292 2xc cu
Data File : E:\TC2017\ECD4\08-AUG\803B022.RAW Date: 8/3/2017 02:19 PM
Sequence File: E:\TC2017\ECD4\08-AUG\PEST_SEQ.SEQ Cycle: 97 Channel : B
Instrument : AUTO4-DUAL_ECD Rack/Vial: 0/19 Operator:
Sample Amount : 1.0000 Dilution Factor : 1.00

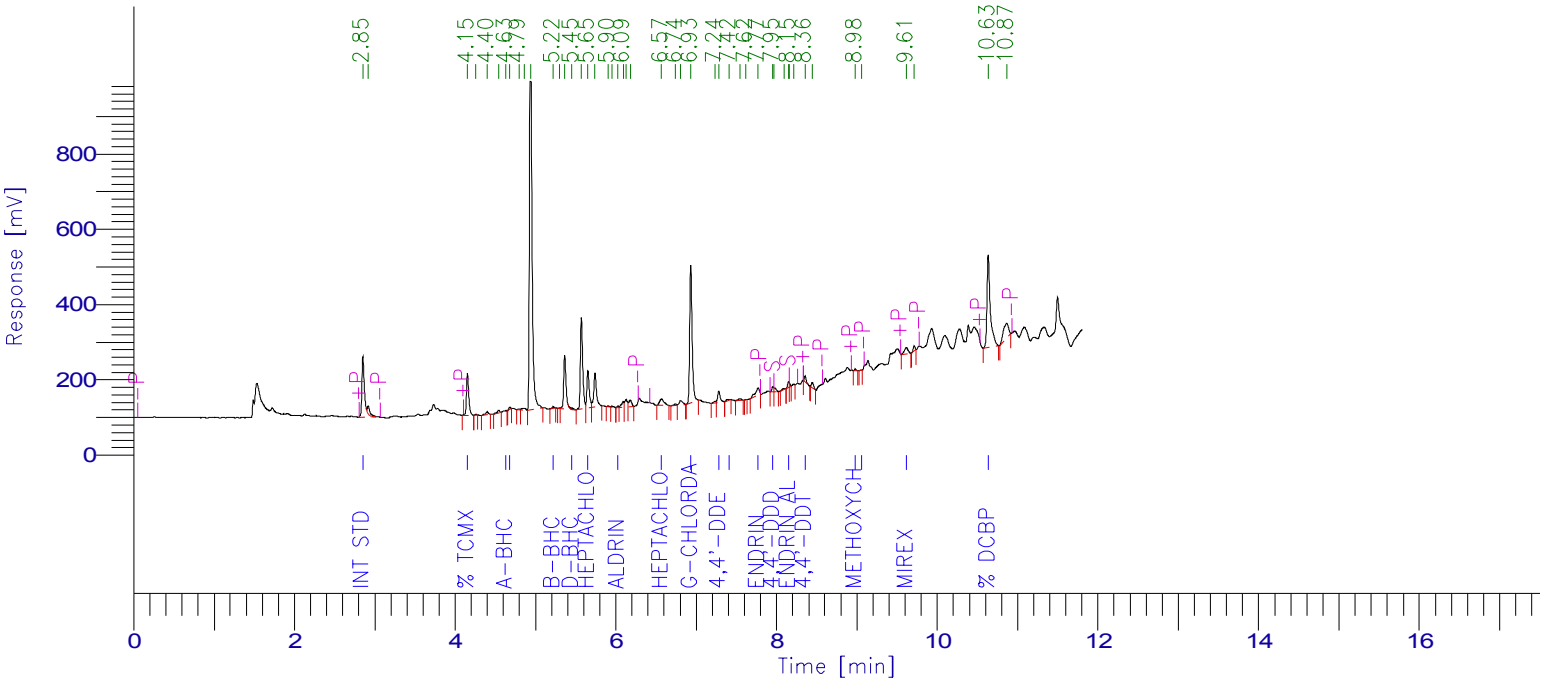

PESTICIDE REPORT

Peak #	Time [min]	Component Name	Raw Amount	Surrogate Recovery TCMX & DCBP	Multiplier	Adjusted Amount for Labowrks	Area [µV·s]
1	2.851	Int Std	100.0000	250.0000	1.0000	100.0000	367082.32
3	4.153	% TCMX	61.7706	154.4266	1.0000	61.7706	221482.43
7	4.633	a-BHC	0.7564	1.8910	1.0000	0.7564	6021.40
8	4.679	Hexachlorobenzene	0.7209	1.8022	1.0000	0.7209	9158.82
0	4.976	g-BHC	0.0000	0.0000	1.0000	0.0000	0.00
12	5.220	b-BHC	1.9225	4.8061	1.0000	1.9225	7477.02
15	5.453	d-BHC	1.1715	2.9287	1.0000	1.1715	11413.43
17	5.653	Heptachlor	21.7335	54.3338	1.0000	21.7335	207218.96
21	6.025	Aldrin	0.7053	1.7633	1.0000	0.7053	5986.83
25	6.568	Heptachlor epoxide	8.8488	22.1220	1.0000	8.8488	70736.52
28	6.931	g-Chlordane	93.8793	234.6983	1.0000	93.8793	783628.15
0	7.032	a-Chlordane	0.0000	0.0000	1.0000	0.0000	0.00
0	7.085	Endosulfan I	0.0000	0.0000	1.0000	0.0000	0.00
30	7.282	4,4'-DDE	9.6738	24.1846	1.0000	9.6738	67868.20
31	7.415	Dieldrin	1.6857	4.2142	1.0000	1.6857	11142.18
34	7.771	Endrin	9.3250	23.3126	1.0000	9.3250	64345.12
35	7.954	4,4'-DDD	4.6112	11.5280	1.0000	4.6112	20552.54
0	8.022	Endosulfan II	0.0000	0.0000	1.0000	0.0000	0.00
38	8.149	Endrin aldehyde	4.3871	10.9678	1.0000	4.3871	23470.37
41	8.355	4,4'-DDT	5.2878	13.2195	1.0000	5.2878	26196.11
0	8.486	Endosulfan sulfate	0.0000	0.0000	1.0000	0.0000	0.00
43	8.980	Methoxychlor	2.4077	6.0192	1.0000	2.4077	7046.18
44	9.055	Endrin Ketone	0.3508	0.8769	1.0000	0.3508	2406.73
45	9.614	Mirex	10.8199	27.0498	1.0000	10.8199	53539.50
47	10.633	% DCBP	107.3455	268.3638	1.0000	107.3455	710615.66
				1118.5084	25.0000	447.4034	2677388.47

6D
PESTICIDE INITIAL CALIBRATION OF SINGLE COMPONENT ANALYTES

Lab Name: Phoenix Environmental Client: NETC

Lab Code: Phoenix Case No.: SAS No.: SDG No.: GBY76292

Instrument ID: ECD10

GC Col A: CLP ID: 0.32 (mm) Date(s) Analyzed: 07/24/17 07/24/17

Method File: PS724AI

COMPOUND	RT OF STANDARDS			MEAN	RT WINDOW	
	LOW 724A012	MID 724A010	HIGH 724A008	RT	FROM	TO
alpha-BHC	4.02	4.02	4.02	4.02	3.97	4.07
beta-BHC	4.41	4.42	4.41	4.41	4.36	4.46
delta-BHC	4.59	4.59	4.59	4.59	4.54	4.64
gamma-BHC (Lindane)	4.33	4.34	4.33	4.33	4.28	4.38
Heptachlor	4.79	4.79	4.79	4.79	4.74	4.84
Aldrin	5.08	5.08	5.08	5.08	5.03	5.13
Heptachlor Epoxide	5.68	5.69	5.69	5.69	5.61	5.75
Endosulfan I	6.10	6.11	6.11	6.11	6.04	6.18
Dieldrin	6.37	6.37	6.37	6.37	6.30	6.44
4,4' -DDE	6.02	6.03	6.03	6.03	5.96	6.10
Endrin	6.64	6.65	6.64	6.64	6.57	6.71
Endosulfan II	6.90	6.91	6.91	6.91	6.84	6.98
4,4' -DDD	6.69	6.70	6.70	6.70	6.63	6.77
Endosulfan Sulfate	7.91	7.92	7.92	7.92	7.84	7.98
4,4' -DDT	7.03	7.04	7.04	7.04	6.97	7.11
Methoxychlor	7.61	7.62	7.62	7.62	7.55	7.69
Endrin ketone	8.24	8.24	8.24	8.24	8.17	8.31
Endrin Aldehyde	7.41	7.42	7.41	7.41	7.34	7.48
alpha-Chlordane	5.95	5.96	5.96	5.96	5.89	6.03
gamma-Chlordane	5.81	5.82	5.82	5.82	5.75	5.89
Decachlorobiphenyl	9.29	9.30	9.30	9.30	9.20	9.40
Tetrachloro-m-xylene	3.47	3.47	3.46	3.47	3.42	3.52

Retention time windows are ± 0.05 minutes for all compounds that elute before Heptachlor epoxide, ± 0.07 minutes for all other compounds, except ± 0.10 minutes for Decachlorobiphenyl.

FORM VI PEST

6D
PESTICIDE INITIAL CALIBRATION OF SINGLE COMPONENT ANALYTES

Lab Name: Phoenix Environmental Client: NETC

Lab Code: Phoenix Case No.: SAS No.: SDG No.: GBY76292

Instrument ID: ECD10

GC Col B: rtx-440 ID: 0.32 (mm) Date(s) Analyzed: 07/24/17 07/24/17

Method File: PS724BI

COMPOUND	RT OF STANDARDS			MEAN	RT WINDOW	
	LOW 724B012	MID 724B010	HIGH 724B008	RT	FROM	TO
alpha-BHC	4.3	4.31	4.3	4.30	4.25	4.35
beta-BHC	4.85	4.86	4.85	4.85	4.81	4.91
delta-BHC	5.10	5.11	5.10	5.10	5.05	5.15
gamma-BHC (Lindane)	4.64	4.65	4.64	4.64	4.60	4.70
Heptachlor	5.27	5.28	5.27	5.27	5.22	5.32
Aldrin	5.64	5.65	5.64	5.64	5.59	5.69
Heptachlor Epoxide	6.14	6.15	6.14	6.14	6.08	6.22
Endosulfan I	6.62	6.63	6.62	6.62	6.55	6.69
Dieldrin	6.99	7.00	6.99	6.99	6.92	7.06
4,4' -DDE	6.83	6.84	6.84	6.84	6.77	6.91
Endrin	7.29	7.30	7.29	7.29	7.22	7.36
Endosulfan II	7.59	7.60	7.59	7.59	7.52	7.66
4,4' -DDD	7.53	7.54	7.54	7.54	7.47	7.61
Endosulfan Sulfate	8.07	8.08	8.07	8.07	8.00	8.14
4,4' -DDT	7.95	7.96	7.95	7.95	7.88	8.02
Methoxychlor	8.58	8.59	8.58	8.58	8.51	8.65
Endrin ketone	8.65	8.65	8.65	8.65	8.58	8.72
Endrin Aldehyde	7.76	7.77	7.76	7.76	7.69	7.83
alpha-Chlordane	6.57	6.58	6.57	6.57	6.51	6.65
gamma-Chlordane	6.47	6.48	6.47	6.47	6.40	6.54
Decachlorobiphenyl	10.23	10.23	10.23	10.23	10.13	10.33
Tetrachloro-m-xylene	3.83	3.84	3.83	3.83	3.78	3.88

Retention time windows are ± 0.05 minutes for all compounds that elute before Heptachlor epoxide, ± 0.07 minutes for all other compounds, except ± 0.10 minutes for Decachlorobiphenyl.

FORM VI PEST

6E

PESTICIDE INITIAL CALIBRATION OF SINGLE COMPONENT ANALYTES (FACTORS)

Lab Name: Phoenix Environmental Client: NETC

Lab Code: Phoenix Case No.: SAS No.: SDG No.: GBY76292

Instr ID: ECD10 Levels: 8

GC Col A: ID: (mm) Analysis Dates: 07/24/17 - 07/24/17

Method File: PS724AI

CALIBRATION FACTORS

COMPOUND	Level 1 724A013	Level 2 724A012	Level 3 724A011	Level 4 724A010	Level 5 724A009	Level 6 724A008	Level 7 724A014	Level 8 724A015	MEAN	%RSD	*
alpha-BHC	2.504	2.266	2.401	2.389	2.342	2.168	2.129		2.314	5.81	
beta-BHC	1.313	1.119	1.104	1.035	0.967	0.940	0.933		1.059	12.76	
delta-BHC	2.279	2.030	2.230	2.223	2.161	2.067			2.165	4.54	
gamma-BHC (Lindane)	2.400	2.155	2.226	2.182	2.115	2.041	2.120	2.393	2.204	5.91	
Heptachlor	2.452	2.122	2.137	2.047	1.960	1.882			2.100	9.42	
Aldrin	2.306	2.035	2.087	2.064	1.981	1.913	2.198		2.083	6.36	
Heptachlor Epoxide	2.124	1.867	1.843	1.789	1.709	1.641			1.829	9.16	
Endosulfan I	2.202	1.895	1.925	1.859	1.784	1.665			1.888	9.53	
Dieldrin	2.078	1.790	1.841	1.818	1.745	1.648	1.991	2.127	1.880	8.95	
4,4' -DDE	1.556	1.405	1.495	1.559	1.533	1.543	1.494		1.512	3.59	
Endrin	1.845	1.620	1.655	1.639	1.519	1.516			1.632	7.38	
Endosulfan II	1.892	1.640	1.633	1.615	1.574	1.469			1.637	8.54	
4,4' -DDD	1.306	1.153	1.250	1.259	1.308	1.166	1.130		1.225	6.06	
Endosulfan Sulfate	1.975	1.676	1.637	1.580	1.488	1.401			1.626	12.18	
4,4' -DDT	1.527	1.354	1.412	1.454	1.444	1.364	1.389		1.421	4.24	
Methoxychlor	0.917	0.830	0.796	0.740	0.692	0.621			0.766	13.65	
Endrin ketone	2.167	1.899	1.833	1.779	1.689	1.554			1.820	11.42	
Endrin Aldehyde	1.760	1.529	1.497	1.447	1.373	1.285			1.482	10.95	
alpha-Chlordane	2.192	1.912	1.919	1.890	1.780	1.704	2.102		1.928	8.84	
gamma-Chlordane	2.132	1.895	1.898	1.870	1.804	1.736	2.148		1.926	8.14	
Decachlorobiphenyl	1.812	1.664	1.472	1.397	1.326	1.230			1.484	14.68	
Tetrachloro-m-xylene	1.555	1.429	1.336	1.244	1.208	1.179			1.325	10.94	

%RSD must be less than or equal 20.0% for all compounds. (*) Criteria exceeded.

FORM VI PEST

6E

PESTICIDE INITIAL CALIBRATION OF SINGLE COMPONENT ANALYTES (FACTORS)

Lab Name: Phoenix Environmental Client: NETC

Lab Code: Phoenix Case No.: SAS No.: SDG No.: GBY76292

Instr ID: ECD10 Levels: 8

GC Col B: ID: (mm) Analysis Dates: 07/24/17 - 07/24/17

Method File: PS724BI

CALIBRATION FACTORS

COMPOUND	Level 1 724B013	Level 2 724B012	Level 3 724B011	Level 4 724B010	Level 5 724B009	Level 6 724B008	Level 7 724B014	Level 8 724B015	MEAN	%RSD	*
alpha-BHC	3.236	2.731	2.649	2.560	2.313	2.260	2.882		2.662	12.62	
beta-BHC	1.518	1.198	1.105	1.024	0.954	0.887	1.117		1.115	18.51	
delta-BHC	2.866	2.374	2.330	2.215	2.096	2.006			2.314	13.12	
gamma-BHC (Lindane)	2.782	2.344	2.240	2.109	2.009	1.922	2.456	2.612	2.309	12.92	
Heptachlor	2.249	2.010	1.901	1.770	1.666	1.556			1.858	13.48	
Aldrin	2.574	2.128	2.051	1.977	1.868	1.765	2.430		2.113	13.88	
Heptachlor Epoxide	2.260	1.835	1.796	1.719	1.620	1.515			1.791	14.41	
Endosulfan I	2.050	1.745	1.701	1.622	1.427	1.522			1.678	12.90	
Dieldrin	2.166	1.781	1.754	1.701	1.620	1.520	2.023	2.171	1.842	13.45	
4,4' -DDE	2.004	1.678	1.672	1.645	1.559	1.477	1.887		1.703	10.75	
Endrin	1.995	1.593	1.555	1.527	1.406	1.310			1.565	15.06	
Endosulfan II	1.904	1.534	1.481	1.397	1.412	1.290			1.503	14.17	
4,4' -DDD	1.612	1.342	1.321	1.341	1.173	1.089	1.481		1.337	13.14	
Endosulfan Sulfate	1.863	1.465	1.382	1.329	1.253	1.157			1.408	17.50	
4,4' -DDT	1.650	1.305	1.248	1.209	1.141	1.054	1.483		1.298	15.81	
Methoxychlor	0.860	0.697	0.654	0.626	0.595	0.542			0.662	16.65	
Endrin ketone	1.967	1.633	1.574	1.500	1.419	1.299			1.565	14.62	
Endrin Aldehyde	1.699	1.361	1.287	1.259	1.189	1.097			1.315	15.83	
alpha-Chlordane	2.154	1.809	1.752	1.714	1.731	1.483	2.056		1.814	12.41	
gamma-Chlordane	2.310	1.886	1.835	1.780	1.700	1.596	2.176		1.897	13.52	
Decachlorobiphenyl	1.300	1.143	1.057	1.030	0.996	0.956			1.080	11.57	
Tetrachloro-m-xylene	2.027	1.693	1.545	1.441	1.392	1.330			1.571	16.37	

%RSD must be less than or equal 20.0% for all compounds. (*) Criteria exceeded.

FORM VI PEST

Turbochrom Method File : E:\TC2017\ECD10\07-JUL\PS724AI.MTH
Created by : am on : 7/25/2017 11:07 AM
Edited by : cw on : 7/25/2017 11:09 AM
Description :

Number of Times Edited : 2
Number of Times Calibrated : 7468

Instrument Conditions :

Instrument Control Method:
Instrument name : AUTO_ECD7

Interface Parameters :
Delay Time : 0.00 min.
Run Time : 15.00 min.
Sampling Rate : 1.5620 pts/s
Interface Type : 900
Analog Voltage Input : 1000 mV
Data will be collected from both channels

Timed Events:
There are no timed events in the method

Real Time Plot Parameters :
Channel A -- Pages: 1 Offset: 0.000 mV Scale: 1000.000 mV
Channel B -- Pages: 1 Offset: 0.000 mV Scale: 1000.000 mV

Processing Parameters :
Bunch Factor : 1 points
Noise Threshold : 169 µV
Area Threshold : 847.00 µV

Peak Separation Criteria
Width Ratio : 0.200
Valley-to-Peak Ratio : 0.010

Exponential Skim Criteria
Peak Height Ratio : 5.000
Adjusted Height Ratio : 4.000
Valley Height Ratio : 3.000

Baseline Timed Events :
Event #1 - -P at 0.051
Event #2 - +P at 2.670
Event #3 - -P at 2.938
Event #4 - +P at 3.369
Event #5 - -P at 5.212
Event #6 - +P at 5.574
Event #7 - -P at 8.409
Event #8 - +P at 9.123
Event #9 - -P at 9.446

Annotated Replot Parameters :

No replot will be printed

Report Format files :

No report format files given

User Programs :

No user programs will be executed

Global Information :

Default Sample Volume : 1.000 ul
Quantitation Units :
Void Time : 0.000 min
Correct amounts during calibration : YES
Reject outliers during calibration : NO
An Internal Standard calibration will be used
Unknown peaks will be quantitated using a response factor of 1.000000e+06

Component Information :

Int Std

Component Type : Single Peak Component
Retention Time : 2.724 min Search Window: 1.00 s, 1.00 %
Reference Component:
Find peak closest to expected RT in window
Internal Standard :
Use Average Calibration Factor (Area ratio / Amount ratio)
User Values:
Label :
Value 1: 0.000000
Value 2: 0.000000
Value 3: 0.000000
Value 4: 0.000000
Value 5: 0.000000

Calibration Levels:

Level Name	Amount	Area	Height	ISTD Resp.	ISTD Amt.	# Replicates
1	100.0000	885267.90	343715.81	1.0000	1.0000	1
1A	100.0000	871345.48	378118.10	1.0000	1.0000	1
1G	100.0000	888735.81	378371.70	1.0000	1.0000	1
2	100.0000	877030.08	346230.42	1.0000	1.0000	1
3	100.0000	860727.15	332978.32	1.0000	1.0000	1
4	100.0000	863967.99	339031.30	1.0000	1.0000	1
5	100.0000	851361.47	350780.57	1.0000	1.0000	1
6	100.0000	920041.72	347146.54	1.0000	1.0000	1

Average Calibration Factor = 1.000000 (%RSD = 0.00)

% TCMX

Component Type : Single Peak Component
Retention Time : 3.470 min Search Window: 1.00 s, 1.00 %
Reference Component:
Find peak closest to expected RT in window
Internal Standard : Int Std
Use Average Calibration Factor (Area ratio / Amount ratio)
User Values:
Label :
Value 1: 0.000000
Value 2: 0.000000
Value 3: 0.000000

Value 4: 0.000000
Value 5: 0.000000

Calibration Levels:

Level Name	Amount	Area	Height	ISTD Resp.	ISTD Amt.	# Replicates
1	20.0000	275307.99	125653.45	0.3110	0.2000	1
2	40.0000	501137.38	226812.82	0.5714	0.4000	1
3	60.0000	690119.69	308738.51	0.8018	0.6000	1
4	80.0000	859899.67	389102.58	0.9953	0.8000	1
5	100.0000	1028796.87	483707.94	1.2084	1.0000	1
6	120.0000	1302219.14	576268.96	1.4154	1.2000	1

Average Calibration Factor = 1.325297 (%RSD = 10.94)

Hexachlorobenzene

Component Type : Single Peak Component
Retention Time : 3.859 min Search Window: 0.50 s, 0.50 %
Reference Component: % TCMX
Find peak closest to expected RT in window
Internal Standard : Int Std
Use Average Calibration Factor (Area ratio / Amount ratio)
User Values:
Label :
Value 1: 0.000000
Value 2: 0.000000
Value 3: 0.000000
Value 4: 0.000000
Value 5: 0.000000

Calibration Levels:

Level Name	Amount	Area	Height	ISTD Resp.	ISTD Amt.	# Replicates
1	5.0000	127866.53	60621.02	0.1444	0.0500	1
2	10.0000	212471.17	99449.84	0.2423	0.1000	1
3	25.0000	477131.06	224681.51	0.5543	0.2500	1
4	50.0000	886775.06	418044.97	1.0264	0.5000	1
5	75.0000	1202360.23	565223.97	1.4123	0.7500	1
6	100.0000	1696422.50	787833.71	1.8439	1.0000	1

Average Calibration Factor = 2.218069 (%RSD = 17.71)

a-BHC

Component Type : Single Peak Component
Retention Time : 4.021 min Search Window: 0.50 s, 0.50 %
Reference Component: % TCMX
Find peak closest to expected RT in window
Internal Standard : Int Std
Use Average Calibration Factor (Area ratio / Amount ratio)
User Values:
Label :
Value 1: 0.000000
Value 2: 0.000000
Value 3: 0.000000
Value 4: 0.000000
Value 5: 0.000000

Calibration Levels:

Level Name	Amount	Area	Height	ISTD Resp.	ISTD Amt.	# Replicates
1a	2.5000	46370.42	25683.23	0.0532	0.0250	1
1	5.0000	110852.23	58997.57	0.1252	0.0500	1
2	10.0000	198769.72	102762.48	0.2266	0.1000	1
3	25.0000	516753.91	278015.98	0.6004	0.2500	1
4	50.0000	1032168.45	558440.93	1.1947	0.5000	1
5	75.0000	1495390.67	792081.93	1.7565	0.7500	1
6	100.0000	1994578.33	932209.72	2.1679	1.0000	1

Average Calibration Factor = 2.314311 (%RSD = 5.81)

g-BHC

Component Type : Single Peak Component
Retention Time : 4.334 min Search Window: 0.50 s, 0.50 %
Reference Component: % TCMX
Find peak closest to expected RT in window
Internal Standard : Int Std
Use Average Calibration Factor (Area ratio / Amount ratio)
User Values:
Label :
Value 1: 0.000000
Value 2: 0.000000
Value 3: 0.000000
Value 4: 0.000000
Value 5: 0.000000
Calibration Levels:

Level Name	Amount	Area	Height	ISTD Resp.	ISTD Amt.	# Replicates
1g	1.5000	31901.98	16338.90	0.0359	0.0150	1
1a	2.5000	46184.77	25930.08	0.0530	0.0250	1
1	5.0000	106215.55	58269.68	0.1200	0.0500	1
2	10.0000	188959.65	99606.24	0.2155	0.1000	1
3	25.0000	478923.02	252952.94	0.5564	0.2500	1
4	50.0000	942639.08	485144.02	1.0911	0.5000	1
5	75.0000	1350554.71	731234.91	1.5863	0.7500	1
6	100.0000	1878233.04	911296.20	2.0415	1.0000	1

Average Calibration Factor = 2.203970 (%RSD = 5.91)

b-BHC

Component Type : Single Peak Component
Retention Time : 4.415 min Search Window: 0.50 s, 0.50 %
Reference Component: % TCMX
Find peak closest to expected RT in window
Internal Standard : Int Std
Use Average Calibration Factor (Area ratio / Amount ratio)
User Values:
Label :
Value 1: 0.000000
Value 2: 0.000000
Value 3: 0.000000
Value 4: 0.000000
Value 5: 0.000000
Calibration Levels:

Level Name	Amount	Area	Height	ISTD Resp.	ISTD Amt.	# Replicates
1a	2.5000	20326.19	10712.32	0.0233	0.0250	1
1	5.0000	58132.60	29441.09	0.0657	0.0500	1
2	10.0000	98115.21	49577.46	0.1119	0.1000	1
3	25.0000	237663.07	120236.00	0.2761	0.2500	1
4	50.0000	447086.85	224306.27	0.5175	0.5000	1
5	75.0000	617207.36	307100.06	0.7250	0.7500	1
6	100.0000	864747.59	419278.98	0.9399	1.0000	1

Average Calibration Factor = 1.058730 (%RSD = 12.76)

d-BHC

Component Type : Single Peak Component
Retention Time : 4.591 min Search Window: 0.50 s, 0.50 %
Reference Component: % TCMX
Find peak closest to expected RT in window
Internal Standard : Int Std
Use Average Calibration Factor (Area ratio / Amount ratio)

User Values:
Label :
Value 1: 0.000000
Value 2: 0.000000
Value 3: 0.000000
Value 4: 0.000000
Value 5: 0.000000

Calibration Levels:

Level Name	Amount	Area	Height	ISTD Resp.	ISTD Amt.	# Replicates
1	5.0000	100856.36	54757.93	0.1139	0.0500	1
2	10.0000	178044.76	95856.71	0.2030	0.1000	1
3	25.0000	479886.82	254923.39	0.5575	0.2500	1
4	50.0000	960294.78	489135.75	1.1115	0.5000	1
5	75.0000	1379704.68	723763.71	1.6206	0.7500	1
6	100.0000	1901991.69	911991.74	2.0673	1.0000	1

Average Calibration Factor = 2.164973 (%RSD = 4.54)

Heptachlor
Component Type : Single Peak Component
Retention Time : 4.790 min Search Window: 0.50 s, 0.50 %
Reference Component: % TCMX
Find peak closest to expected RT in window
Internal Standard : Int Std
Use Average Calibration Factor (Area ratio / Amount ratio)
User Values:
Label :
Value 1: 0.000000
Value 2: 0.000000
Value 3: 0.000000
Value 4: 0.000000
Value 5: 0.000000

Calibration Levels:

Level Name	Amount	Area	Height	ISTD Resp.	ISTD Amt.	# Replicates
1	5.0000	108518.27	59495.44	0.1226	0.0500	1
2	10.0000	186071.48	99461.19	0.2122	0.1000	1
3	25.0000	459750.25	249241.53	0.5341	0.2500	1
4	50.0000	884414.31	484908.42	1.0237	0.5000	1
5	75.0000	1251209.28	677904.08	1.4697	0.7500	1
6	100.0000	1731565.76	896624.67	1.8821	1.0000	1

Average Calibration Factor = 2.099791 (%RSD = 9.42)

Aldrin
Component Type : Single Peak Component
Retention Time : 5.081 min Search Window: 0.50 s, 0.50 %
Reference Component: % TCMX
Find peak closest to expected RT in window
Internal Standard : Int Std
Use Average Calibration Factor (Area ratio / Amount ratio)
User Values:
Label :
Value 1: 0.000000
Value 2: 0.000000
Value 3: 0.000000
Value 4: 0.000000
Value 5: 0.000000

Calibration Levels:

Level Name	Amount	Area	Height	ISTD Resp.	ISTD Amt.	# Replicates
1a	2.5000	57985.00	32819.04	0.0550	0.0250	1
1	5.0000	102092.57	56934.61	0.1153	0.0500	1

2	10.0000	178478.54	97137.36	0.2035	0.1000	1
3	25.0000	448998.44	237804.05	0.5217	0.2500	1
4	50.0000	891732.08	458785.21	1.0321	0.5000	1
5	75.0000	1264648.24	677466.95	1.4854	0.7500	1
6	100.0000	1760106.64	908219.57	1.9131	1.0000	1

Average Calibration Factor = 2.083472 (%RSD = 6.36)

Heptachlor epoxide
Component Type : Single Peak Component
Retention Time : 5.684 min Search Window: 0.50 s, 0.50 %
Reference Component:
Find peak closest to expected RT in window
Internal Standard : Int Std
Use Average Calibration Factor (Area ratio / Amount ratio)
User Values:
Label :
Value 1: 0.000000
Value 2: 0.000000
Value 3: 0.000000
Value 4: 0.000000
Value 5: 0.000000
Calibration Levels:

Level Name	Amount	Area	Height	ISTD Resp.	ISTD Amt.	# Replicates
1	5.0000	94027.72	49158.04	0.1062	0.0500	1
2	10.0000	163760.07	84408.51	0.1867	0.1000	1
3	25.0000	396579.46	209072.13	0.4607	0.2500	1
4	50.0000	772605.75	405463.37	0.8943	0.5000	1
5	75.0000	1090943.29	556571.98	1.2814	0.7500	1
6	100.0000	1510015.40	780189.25	1.6412	1.0000	1

Average Calibration Factor = 1.828798 (%RSD = 9.16)

g-Chlordane
Component Type : Single Peak Component
Retention Time : 5.816 min Search Window: 0.50 s, 0.50 %
Reference Component: Heptachlor epoxide
Find peak closest to expected RT in window
Internal Standard : Int Std
Use Average Calibration Factor (Area ratio / Amount ratio)
User Values:
Label :
Value 1: 0.000000
Value 2: 0.000000
Value 3: 0.000000
Value 4: 0.000000
Value 5: 0.000000
Calibration Levels:

Level Name	Amount	Area	Height	ISTD Resp.	ISTD Amt.	# Replicates
1a	2.5000	46788.19	22887.09	0.0537	0.0250	1
1	5.0000	94358.68	49598.75	0.1066	0.0500	1
2	10.0000	166232.09	83308.11	0.1895	0.1000	1
3	25.0000	408511.76	207609.79	0.4746	0.2500	1
4	50.0000	807605.33	399802.89	0.9348	0.5000	1
5	75.0000	1151840.60	588794.00	1.3529	0.7500	1
6	100.0000	1597189.07	811783.46	1.7360	1.0000	1

Average Calibration Factor = 1.926129 (%RSD = 8.14)

a-Chlordane
Component Type : Single Peak Component
Retention Time : 5.956 min Search Window: 0.40 s, 0.30 %
Reference Component: Heptachlor epoxide

Find peak closest to expected RT in window
Internal Standard : Int Std
Use Average Calibration Factor (Area ratio / Amount ratio)
User Values:
Label :
Value 1: 0.000000
Value 2: 0.000000
Value 3: 0.000000
Value 4: 0.000000
Value 5: 0.000000
Calibration Levels:

Level Name	Amount	Area	Height	ISTD Resp.	ISTD Amt.	# Replicates
1a	2.5000	45794.44	24084.27	0.0526	0.0250	1
1	5.0000	97037.95	50605.36	0.1096	0.0500	1
2	10.0000	167687.05	85272.68	0.1912	0.1000	1
3	25.0000	413040.12	209764.19	0.4799	0.2500	1
4	50.0000	816369.05	401022.19	0.9449	0.5000	1
5	75.0000	1136420.73	576565.07	1.3348	0.7500	1
6	100.0000	1567657.14	784685.57	1.7039	1.0000	1

Average Calibration Factor = 1.928498 (%RSD = 8.84)

4,4'-DDE
Component Type : Single Peak Component
Retention Time : 6.030 min Search Window: 0.50 s, 0.50 %
Reference Component: Heptachlor epoxide
Find largest peak in window
Internal Standard : Int Std
Use Average Calibration Factor (Area ratio / Amount ratio)
User Values:
Label :
Value 1: 0.000000
Value 2: 0.000000
Value 3: 0.000000
Value 4: 0.000000
Value 5: 0.000000
Calibration Levels:

Level Name	Amount	Area	Height	ISTD Resp.	ISTD Amt.	# Replicates
1a	2.5000	32543.75	15341.37	0.0373	0.0250	1
1	5.0000	68894.41	32897.17	0.0778	0.0500	1
2	10.0000	123209.65	58277.76	0.1405	0.1000	1
3	25.0000	321598.39	150913.95	0.3736	0.2500	1
4	50.0000	673465.33	322864.80	0.7795	0.5000	1
5	75.0000	978680.20	467380.85	1.1495	0.7500	1
6	100.0000	1419233.09	702426.15	1.5426	1.0000	1

Average Calibration Factor = 1.512017 (%RSD = 3.59)

Endosulfan I
Component Type : Single Peak Component
Retention Time : 6.107 min Search Window: 0.30 s, 0.30 %
Reference Component: Heptachlor epoxide
Find peak closest to expected RT in window
Internal Standard : Int Std
Use Average Calibration Factor (Area ratio / Amount ratio)
User Values:
Label :
Value 1: 0.000000
Value 2: 0.000000
Value 3: 0.000000
Value 4: 0.000000

Value 5: 0.000000

Calibration Levels:

Level Name	Amount	Area	Height	ISTD Resp.	ISTD Amt.	# Replicates
1	5.0000	97484.25	47330.47	0.1101	0.0500	1
2	10.0000	166196.42	81628.19	0.1895	0.1000	1
3	25.0000	414207.45	196334.77	0.4812	0.2500	1
4	50.0000	802883.94	380123.06	0.9293	0.5000	1
5	75.0000	1138805.92	531853.07	1.3376	0.7500	1
6	100.0000	1531451.86	712932.57	1.6645	1.0000	1

Average Calibration Factor = 1.888154 (%RSD = 9.53)

Dieldrin

Component Type : Single Peak Component

Retention Time : 6.372 min Search Window: 0.50 s, 0.50 %

Reference Component: Heptachlor epoxide

Find largest peak in window

Internal Standard : Int Std

Use Average Calibration Factor (Area ratio / Amount ratio)

User Values:

Label :

Value 1: 0.000000

Value 2: 0.000000

Value 3: 0.000000

Value 4: 0.000000

Value 5: 0.000000

Calibration Levels:

Level Name	Amount	Area	Height	ISTD Resp.	ISTD Amt.	# Replicates
1g	1.5000	28350.56	14033.99	0.0319	0.0150	1
1a	2.5000	43369.22	21911.29	0.0498	0.0250	1
1	5.0000	91993.82	45726.60	0.1039	0.0500	1
2	10.0000	156960.48	77544.45	0.1790	0.1000	1
3	25.0000	396207.46	194794.39	0.4603	0.2500	1
4	50.0000	785553.10	382721.86	0.9092	0.5000	1
5	75.0000	1114018.79	555325.72	1.3085	0.7500	1
6	100.0000	1516110.35	751058.91	1.6479	1.0000	1

Average Calibration Factor = 1.879735 (%RSD = 8.95)

Endrin

Component Type : Single Peak Component

Retention Time : 6.642 min Search Window: 0.50 s, 0.50 %

Reference Component:

Find largest peak in window

Internal Standard : Int Std

Use Average Calibration Factor (Area ratio / Amount ratio)

User Values:

Label :

Value 1: 0.000000

Value 2: 0.000000

Value 3: 0.000000

Value 4: 0.000000

Value 5: 0.000000

Calibration Levels:

Level Name	Amount	Area	Height	ISTD Resp.	ISTD Amt.	# Replicates
1	5.0000	81681.08	41823.71	0.0923	0.0500	1
2	10.0000	142082.77	70603.00	0.1620	0.1000	1
3	25.0000	356186.64	177577.65	0.4138	0.2500	1
4	50.0000	707806.00	348027.36	0.8193	0.5000	1
5	75.0000	970005.39	479610.09	1.1394	0.7500	1
6	100.0000	1394387.44	646475.04	1.5156	1.0000	1

Average Calibration Factor = 1.632314 (%RSD = 7.38)

Endrin Breakdown
   Component Type   : Named Group
   Group Members:
      Endrin
      Endrin aldehyde
      Endrin Ketone

   Internal Standard : Int Std
   Quantitation will be done using response factor = 1.000000e+06

4,4'-DDD
   Component Type   : Single Peak Component
   Retention Time   : 6.701 min   Search Window: 0.60 s, 0.50 %
   Reference Component: Endrin
   Find largest peak in window
   Internal Standard : Int Std
   Use Average Calibration Factor (Area ratio / Amount ratio)
   User Values:
          Label :
          Value 1: 0.000000
          Value 2: 0.000000
          Value 3: 0.000000
          Value 4: 0.000000
          Value 5: 0.000000
   Calibration Levels:

Level Name	Amount	Area	Height	ISTD Resp.	ISTD Amt.	# Replicates
1a	2.5000	24610.18	11269.83	0.0282	0.0250	1
1	5.0000	57793.32	25170.01	0.0653	0.0500	1
2	10.0000	101112.95	44356.33	0.1153	0.1000	1
3	25.0000	269042.28	114413.58	0.3126	0.2500	1
4	50.0000	543946.57	240396.56	0.6296	0.5000	1
5	75.0000	835435.92	352658.02	0.9813	0.7500	1
6	100.0000	1072548.45	511720.99	1.1658	1.0000	1

          Average Calibration Factor = 1.224566 (%RSD = 6.06)

Endosulfan II
   Component Type   : Single Peak Component
   Retention Time   : 6.909 min   Search Window: 0.50 s, 0.50 %
   Reference Component: Endrin
   Find largest peak in window
   Internal Standard : Int Std
   Use Average Calibration Factor (Area ratio / Amount ratio)
   User Values:
          Label :
          Value 1: 0.000000
          Value 2: 0.000000
          Value 3: 0.000000
          Value 4: 0.000000
          Value 5: 0.000000
   Calibration Levels:

Level Name	Amount	Area	Height	ISTD Resp.	ISTD Amt.	# Replicates
1	5.0000	83759.50	39534.48	0.0946	0.0500	1
2	10.0000	143850.75	68686.49	0.1640	0.1000	1
3	25.0000	351452.79	166300.82	0.4083	0.2500	1
4	50.0000	697781.60	323627.39	0.8076	0.5000	1
5	75.0000	1005101.60	447588.58	1.1806	0.7500	1
6	100.0000	1351534.48	609789.44	1.4690	1.0000	1

4,4'-DDT
Component Type : Single Peak Component
Retention Time : 7.039 min Search Window: 0.75 s, 0.75 %
Reference Component: Endrin
Find largest peak in window
Internal Standard : Int Std
Use Average Calibration Factor (Area ratio / Amount ratio)
User Values:
Label :
Value 1: 0.000000
Value 2: 0.000000
Value 3: 0.000000
Value 4: 0.000000
Value 5: 0.000000
Calibration Levels:

Level Name	Amount	Area	Height	ISTD Resp.	ISTD Amt.	# Replicates
1a	2.5000	30255.99	13955.48	0.0347	0.0250	1
1	5.0000	67601.21	30366.16	0.0764	0.0500	1
2	10.0000	118769.86	54374.21	0.1354	0.1000	1
3	25.0000	303844.26	134148.84	0.3530	0.2500	1
4	50.0000	627896.78	277349.58	0.7268	0.5000	1
5	75.0000	922056.21	386606.32	1.0830	0.7500	1
6	100.0000	1254498.32	566450.32	1.3635	1.0000	1

Average Calibration Factor = 1.420505 (%RSD = 4.24)

DDT Breakdown
Component Type : Named Group
Group Members:
4,4'-DDE
4,4'-DDD
4,4'-DDT

Internal Standard : Int Std
Quantitation will be done using response factor = 1.000000e+06

Endrin aldehyde
Component Type : Single Peak Component
Retention Time : 7.414 min Search Window: 0.50 s, 0.50 %
Reference Component: Endrin
Find largest peak in window
Internal Standard : Int Std
Use Average Calibration Factor (Area ratio / Amount ratio)
User Values:
Label :
Value 1: 0.000000
Value 2: 0.000000
Value 3: 0.000000
Value 4: 0.000000
Value 5: 0.000000
Calibration Levels:

Level Name	Amount	Area	Height	ISTD Resp.	ISTD Amt.	# Replicates
1	5.0000	77913.30	35000.60	0.0880	0.0500	1
2	10.0000	134116.96	60726.94	0.1529	0.1000	1
3	25.0000	322061.17	142409.64	0.3742	0.2500	1
4	50.0000	624966.10	283257.48	0.7234	0.5000	1
5	75.0000	876896.80	386719.29	1.0300	0.7500	1
6	100.0000	1182408.62	527467.30	1.2852	1.0000	1

Methoxychlor
Component Type : Single Peak Component
Retention Time : 7.616 min Search Window: 0.30 s, 0.30 %
Reference Component: Endrin
Find largest peak in window
Internal Standard : Int Std
Use Average Calibration Factor (Area ratio / Amount ratio)
User Values:
Label :
Value 1: 0.000000
Value 2: 0.000000
Value 3: 0.000000
Value 4: 0.000000
Value 5: 0.000000
Calibration Levels:

Level Name	Amount	Area	Height	ISTD Resp.	ISTD Amt.	# Replicates
1	5.0000	40578.70	18000.18	0.0458	0.0500	1
2	10.0000	72765.91	30745.96	0.0830	0.1000	1
3	25.0000	171376.01	71550.79	0.1991	0.2500	1
4	50.0000	319790.91	137899.10	0.3701	0.5000	1
5	75.0000	442057.25	185762.69	0.5192	0.7500	1
6	100.0000	571706.48	261599.25	0.6214	1.0000	1

Average Calibration Factor = 0.766143 (%RSD = 13.65)

Mirex
Component Type : Single Peak Component
Retention Time : 7.815 min Search Window: 0.30 s, 0.30 %
Reference Component: Endrin
Find largest peak in window
Internal Standard : Int Std
Use Average Calibration Factor (Area ratio / Amount ratio)
User Values:
Label :
Value 1: 0.000000
Value 2: 0.000000
Value 3: 0.000000
Value 4: 0.000000
Value 5: 0.000000
Calibration Levels:

Level Name	Amount	Area	Height	ISTD Resp.	ISTD Amt.	# Replicates
2	10.0000	146643.84	70939.92	0.1672	0.1000	1
3	25.0000	328492.05	157013.52	0.3816	0.2500	1
4	50.0000	580059.03	263314.53	0.6714	0.5000	1
5	75.0000	826909.33	382094.70	0.9713	0.7500	1
6	100.0000	1101575.56	497071.63	1.1973	1.0000	1

Average Calibration Factor = 1.406751 (%RSD = 13.54)

Endosulfan sulfate
Component Type : Single Peak Component
Retention Time : 7.916 min Search Window: 0.50 s, 0.50 %
Reference Component: Endrin
Find largest peak in window
Internal Standard : Int Std
Use Average Calibration Factor (Area ratio / Amount ratio)
User Values:
Label :
Value 1: 0.000000
Value 2: 0.000000

Value 3: 0.000000
Value 4: 0.000000
Value 5: 0.000000

Calibration Levels:

Level Name	Amount	Area	Height	ISTD Resp.	ISTD Amt.	# Replicates
1	5.0000	87434.67	40542.78	0.0988	0.0500	1
2	10.0000	147024.17	67483.66	0.1676	0.1000	1
3	25.0000	352197.37	159090.88	0.4092	0.2500	1
4	50.0000	682475.36	311061.46	0.7899	0.5000	1
5	75.0000	950254.13	435946.72	1.1162	0.7500	1
6	100.0000	1289278.29	585831.22	1.4013	1.0000	1

Average Calibration Factor = 1.626309 (%RSD = 12.18)

Endrin Ketone

Component Type : Single Peak Component
Retention Time : 8.241 min Search Window: 0.30 s, 0.30 %
Reference Component: Endrin
Find largest peak in window
Internal Standard : Int Std
Use Average Calibration Factor (Area ratio / Amount ratio)
User Values:
Label :
Value 1: 0.000000
Value 2: 0.000000
Value 3: 0.000000
Value 4: 0.000000
Value 5: 0.000000

Calibration Levels:

Level Name	Amount	Area	Height	ISTD Resp.	ISTD Amt.	# Replicates
1	5.0000	95916.98	46552.28	0.1083	0.0500	1
2	10.0000	166511.12	79747.74	0.1899	0.1000	1
3	25.0000	394346.01	189239.52	0.4582	0.2500	1
4	50.0000	768683.50	350028.95	0.8897	0.5000	1
5	75.0000	1078500.20	492519.79	1.2668	0.7500	1
6	100.0000	1430124.57	645155.84	1.5544	1.0000	1

Average Calibration Factor = 1.820176 (%RSD = 11.42)

% DCBP

Component Type : Single Peak Component
Retention Time : 9.300 min Search Window: 1.00 s, 1.00 %
Reference Component: Endrin
Find largest peak in window
Internal Standard : Int Std
Use Average Calibration Factor (Area ratio / Amount ratio)
User Values:
Label :
Value 1: 0.000000
Value 2: 0.000000
Value 3: 0.000000
Value 4: 0.000000
Value 5: 0.000000

Calibration Levels:

Level Name	Amount	Area	Height	ISTD Resp.	ISTD Amt.	# Replicates
1	20.0000	320844.93	139969.61	0.3624	0.2000	1
2	40.0000	583746.57	249777.76	0.6656	0.4000	1
3	60.0000	760347.87	327349.31	0.8834	0.6000	1
4	80.0000	965756.72	416929.81	1.1178	0.8000	1
5	100.0000	1129157.61	485242.39	1.3263	1.0000	1
6	120.0000	1358109.27	605372.31	1.4761	1.2000	1

Average Calibration Factor = 1.483683 (%RSD = 14.68)

Calibration Replicate Lists:

Component: Int Std

Level : 1

Area	Height	Vol Adj Amt	ISTD Response	ISTD Amount	Date/Time		File
885267.90	343715.81	100.0000	1.0000	1.0000	7/25/2017	11:09 AM	GEDIT.RS

Level : 1A

Area	Height	Vol Adj Amt	ISTD Response	ISTD Amount	Date/Time		File
871345.48	378118.10	100.0000	1.0000	1.0000	7/25/2017	11:09 AM	GEDIT.RS

Level : 1G

Area	Height	Vol Adj Amt	ISTD Response	ISTD Amount	Date/Time		File
888735.81	378371.70	100.0000	1.0000	1.0000	7/25/2017	11:09 AM	GEDIT.RS

Level : 2

Area	Height	Vol Adj Amt	ISTD Response	ISTD Amount	Date/Time		File
877030.08	346230.42	100.0000	1.0000	1.0000	7/25/2017	11:09 AM	GEDIT.RS

Level : 3

Area	Height	Vol Adj Amt	ISTD Response	ISTD Amount	Date/Time		File
860727.15	332978.32	100.0000	1.0000	1.0000	7/25/2017	11:09 AM	GEDIT.RS

Level : 4

Area	Height	Vol Adj Amt	ISTD Response	ISTD Amount	Date/Time		File
863967.99	339031.30	100.0000	1.0000	1.0000	7/25/2017	11:09 AM	GEDIT.RS

Level : 5

Area	Height	Vol Adj Amt	ISTD Response	ISTD Amount	Date/Time		File
851361.47	350780.57	100.0000	1.0000	1.0000	7/25/2017	11:09 AM	GEDIT.RS

Level : 6

Area	Height	Vol Adj Amt	ISTD Response	ISTD Amount	Date/Time		File
920041.72	347146.54	100.0000	1.0000	1.0000	7/25/2017	11:09 AM	GEDIT.RS

Component: % TCMX

Level : 1

Area	Height	Vol Adj Amt	ISTD Response	ISTD Amount	Date/Time		File
275307.99	125653.45	20.0000	0.3110	0.2000	7/25/2017	11:09 AM	GEDIT.RS

Level : 2

Area	Height	Vol Adj Amt	ISTD Response	ISTD Amount	Date/Time		File
501137.38	226812.82	40.0000	0.5714	0.4000	7/25/2017	11:09 AM	GEDIT.RS

Level : 3

Area	Height	Vol Adj Amt	ISTD Response	ISTD Amount	Date/Time		File
690119.69	308738.51	60.0000	0.8018	0.6000	7/25/2017	11:09 AM	GEDIT.RS

Level : 4

Area	Height	Vol Adj Amt	ISTD Response	ISTD Amount	Date/Time		File
859899.67	389102.58	80.0000	0.9953	0.8000	7/25/2017	11:09 AM	GEDIT.RS

Level : 5

Area	Height	Vol Adj Amt	ISTD Response	ISTD Amount	Date/Time		File
1028796.87	483707.94	100.0000	1.2084	1.0000	7/25/2017	11:09 AM	GEDIT.RS

Level : 6

Area	Height	Vol Adj Amt	ISTD Response	ISTD Amount	Date/Time		File
1302219.14	576268.96	120.0000	1.4154	1.2000	7/25/2017	11:09 AM	GEDIT.RS

Component: Hexachlorobenzene

Level : 1

Area	Height	Vol Adj Amt	ISTD Response	ISTD Amount	Date/Time		File
127866.53	60621.02	5.0000	0.1444	0.0500	7/25/2017	11:09 AM	GEDIT.RS

Level : 2

Area	Height	Vol Adj Amt	ISTD Response	ISTD Amount	Date/Time		File
212471.17	99449.84	10.0000	0.2423	0.1000	7/25/2017	11:09 AM	GEDIT.RS

Level : 3

Area	Height	Vol Adj Amt	ISTD Response	ISTD Amount	Date/Time		File
477131.06	224681.51	25.0000	0.5543	0.2500	7/25/2017	11:09 AM	GEDIT.RS

Level : 4

Area	Height	Vol Adj Amt	ISTD Response	ISTD Amount	Date/Time		File
886775.06	418044.97	50.0000	1.0264	0.5000	7/25/2017	11:09 AM	GEDIT.RS

Level : 5

Area	Height	Vol Adj Amt	ISTD Response	ISTD Amount	Date/Time		File
1202360.23	565223.97	75.0000	1.4123	0.7500	7/25/2017	11:09 AM	GEDIT.RS

Level : 6

Area	Height	Vol Adj Amt	ISTD Response	ISTD Amount	Date/Time		File
1696422.50	787833.71	100.0000	1.8439	1.0000	7/25/2017	11:09 AM	GEDIT.RS

Component: a-BHC

Level : 1a

Area	Height	Vol Adj Amt	ISTD Response	ISTD Amount	Date/Time		File

46370.42	25683.23	2.5000	0.0532	0.0250	7/25/2017	11:09 AM	GEDIT.RS

Level : 1

Area	Height	Vol Adj Amt	ISTD Response	ISTD Amount	Date/Time		File
110852.23	58997.57	5.0000	0.1252	0.0500	7/25/2017	11:09 AM	GEDIT.RS

Level : 2

Area	Height	Vol Adj Amt	ISTD Response	ISTD Amount	Date/Time		File
198769.72	102762.48	10.0000	0.2266	0.1000	7/25/2017	11:09 AM	GEDIT.RS

Level : 3

Area	Height	Vol Adj Amt	ISTD Response	ISTD Amount	Date/Time		File
516753.91	278015.98	25.0000	0.6004	0.2500	7/25/2017	11:09 AM	GEDIT.RS

Level : 4

Area	Height	Vol Adj Amt	ISTD Response	ISTD Amount	Date/Time		File
1032168.45	558440.93	50.0000	1.1947	0.5000	7/25/2017	11:09 AM	GEDIT.RS

Level : 5

Area	Height	Vol Adj Amt	ISTD Response	ISTD Amount	Date/Time		File
1495390.67	792081.93	75.0000	1.7565	0.7500	7/25/2017	11:09 AM	GEDIT.RS

Level : 6

Area	Height	Vol Adj Amt	ISTD Response	ISTD Amount	Date/Time		File
1994578.33	932209.72	100.0000	2.1679	1.0000	7/25/2017	11:09 AM	GEDIT.RS

Component: g-BHC

Level : 1g

Area	Height	Vol Adj Amt	ISTD Response	ISTD Amount	Date/Time		File
31901.98	16338.90	1.5000	0.0359	0.0150	7/25/2017	11:09 AM	GEDIT.RS

Level : 1a

Area	Height	Vol Adj Amt	ISTD Response	ISTD Amount	Date/Time		File
46184.77	25930.08	2.5000	0.0530	0.0250	7/25/2017	11:09 AM	GEDIT.RS

Level : 1

Area	Height	Vol Adj Amt	ISTD Response	ISTD Amount	Date/Time		File
106215.55	58269.68	5.0000	0.1200	0.0500	7/25/2017	11:09 AM	GEDIT.RS

Level : 2

Area	Height	Vol Adj Amt	ISTD Response	ISTD Amount	Date/Time		File
188959.65	99606.24	10.0000	0.2155	0.1000	7/25/2017	11:09 AM	GEDIT.RS

Level : 3

Area	Height	Vol Adj Amt	ISTD Response	ISTD Amount	Date/Time	File

Area	Height	Vol Adj Amt	ISTD Response	ISTD Amount	Date/Time		File
478923.02	252952.94	25.0000	0.5564	0.2500	7/25/2017	11:09 AM	GEDIT.RS

Level : 4

Area	Height	Vol Adj Amt	ISTD Response	ISTD Amount	Date/Time		File
942639.08	485144.02	50.0000	1.0911	0.5000	7/25/2017	11:09 AM	GEDIT.RS

Level : 5

Area	Height	Vol Adj Amt	ISTD Response	ISTD Amount	Date/Time		File
1350554.71	731234.91	75.0000	1.5863	0.7500	7/25/2017	11:09 AM	GEDIT.RS

Level : 6

Area	Height	Vol Adj Amt	ISTD Response	ISTD Amount	Date/Time		File
1878233.04	911296.20	100.0000	2.0415	1.0000	7/25/2017	11:09 AM	GEDIT.RS

Component: b-BHC

Level : 1a

Area	Height	Vol Adj Amt	ISTD Response	ISTD Amount	Date/Time		File
20326.19	10712.32	2.5000	0.0233	0.0250	7/25/2017	11:09 AM	GEDIT.RS

Level : 1

Area	Height	Vol Adj Amt	ISTD Response	ISTD Amount	Date/Time		File
58132.60	29441.09	5.0000	0.0657	0.0500	7/25/2017	11:09 AM	GEDIT.RS

Level : 2

Area	Height	Vol Adj Amt	ISTD Response	ISTD Amount	Date/Time		File
98115.21	49577.46	10.0000	0.1119	0.1000	7/25/2017	11:09 AM	GEDIT.RS

Level : 3

Area	Height	Vol Adj Amt	ISTD Response	ISTD Amount	Date/Time		File
237663.07	120236.00	25.0000	0.2761	0.2500	7/25/2017	11:09 AM	GEDIT.RS

Level : 4

Area	Height	Vol Adj Amt	ISTD Response	ISTD Amount	Date/Time		File
447086.85	224306.27	50.0000	0.5175	0.5000	7/25/2017	11:09 AM	GEDIT.RS

Level : 5

Area	Height	Vol Adj Amt	ISTD Response	ISTD Amount	Date/Time		File
617207.36	307100.06	75.0000	0.7250	0.7500	7/25/2017	11:09 AM	GEDIT.RS

Level : 6

Area	Height	Vol Adj Amt	ISTD Response	ISTD Amount	Date/Time		File
864747.59	419278.98	100.0000	0.9399	1.0000	7/25/2017	11:09 AM	GEDIT.RS

Component: d-BHC

Level : 1

Area	Height	Vol Adj Amt	ISTD Response	ISTD Amount	Date/Time	File
100856.36	54757.93	5.0000	0.1139	0.0500	7/25/2017 11:09 AM	GEDIT.RS

Level : 2

Area	Height	Vol Adj Amt	ISTD Response	ISTD Amount	Date/Time	File
178044.76	95856.71	10.0000	0.2030	0.1000	7/25/2017 11:09 AM	GEDIT.RS

Level : 3

Area	Height	Vol Adj Amt	ISTD Response	ISTD Amount	Date/Time	File
479886.82	254923.39	25.0000	0.5575	0.2500	7/25/2017 11:09 AM	GEDIT.RS

Level : 4

Area	Height	Vol Adj Amt	ISTD Response	ISTD Amount	Date/Time	File
960294.78	489135.75	50.0000	1.1115	0.5000	7/25/2017 11:09 AM	GEDIT.RS

Level : 5

Area	Height	Vol Adj Amt	ISTD Response	ISTD Amount	Date/Time	File
1379704.68	723763.71	75.0000	1.6206	0.7500	7/25/2017 11:09 AM	GEDIT.RS

Level : 6

Area	Height	Vol Adj Amt	ISTD Response	ISTD Amount	Date/Time	File
1901991.69	911991.74	100.0000	2.0673	1.0000	7/25/2017 11:09 AM	GEDIT.RS

Component: Heptachlor

Level : 1

Area	Height	Vol Adj Amt	ISTD Response	ISTD Amount	Date/Time	File
108518.27	59495.44	5.0000	0.1226	0.0500	7/25/2017 11:09 AM	GEDIT.RS

Level : 2

Area	Height	Vol Adj Amt	ISTD Response	ISTD Amount	Date/Time	File
186071.48	99461.19	10.0000	0.2122	0.1000	7/25/2017 11:09 AM	GEDIT.RS

Level : 3

Area	Height	Vol Adj Amt	ISTD Response	ISTD Amount	Date/Time	File
459750.25	249241.53	25.0000	0.5341	0.2500	7/25/2017 11:09 AM	GEDIT.RS

Level : 4

Area	Height	Vol Adj Amt	ISTD Response	ISTD Amount	Date/Time	File
884414.31	484908.42	50.0000	1.0237	0.5000	7/25/2017 11:09 AM	GEDIT.RS

Level : 5

Area	Height	Vol Adj Amt	ISTD Response	ISTD Amount	Date/Time	File
1251209.38	677904.08	75.0000	1.4697	0.7500	7/25/2017 11:09 AM	GEDIT.RS

Level : 6

Area	Height	Vol Adj Amt	ISTD Response	ISTD Amount	Date/Time	File
1731565.76	896624.67	100.0000	1.8821	1.0000	7/25/2017 11:09 AM	GEDIT.RS

Component: Aldrin

Level : 1a

Area	Height	Vol Adj Amt	ISTD Response	ISTD Amount	Date/Time	File
47886.09	26819.24	2.5000	0.0550	0.0250	7/25/2017 11:09 AM	GEDIT.RS

Level : 1

Area	Height	Vol Adj Amt	ISTD Response	ISTD Amount	Date/Time	File
102092.57	56934.61	5.0000	0.1153	0.0500	7/25/2017 11:09 AM	GEDIT.RS

Level : 2

Area	Height	Vol Adj Amt	ISTD Response	ISTD Amount	Date/Time	File
178478.54	97137.36	10.0000	0.2035	0.1000	7/25/2017 11:09 AM	GEDIT.RS

Level : 3

Area	Height	Vol Adj Amt	ISTD Response	ISTD Amount	Date/Time	File
448998.44	237804.05	25.0000	0.5217	0.2500	7/25/2017 11:09 AM	GEDIT.RS

Level : 4

Area	Height	Vol Adj Amt	ISTD Response	ISTD Amount	Date/Time	File
891732.08	458785.21	50.0000	1.0321	0.5000	7/25/2017 11:09 AM	GEDIT.RS

Level : 5

Area	Height	Vol Adj Amt	ISTD Response	ISTD Amount	Date/Time	File
1264648.24	677466.95	75.0000	1.4854	0.7500	7/25/2017 11:09 AM	GEDIT.RS

Level : 6

Area	Height	Vol Adj Amt	ISTD Response	ISTD Amount	Date/Time	File
1760106.64	908219.57	100.0000	1.9131	1.0000	7/25/2017 11:09 AM	GEDIT.RS

Component: Heptachlor epoxide

Level : 1

Area	Height	Vol Adj Amt	ISTD Response	ISTD Amount	Date/Time	File
94027.72	49158.04	5.0000	0.1062	0.0500	7/25/2017 11:09 AM	GEDIT.RS

Level : 2

Area	Height	Vol Adj Amt	ISTD Response	ISTD Amount	Date/Time	File
163760.07	84408.51	10.0000	0.1867	0.1000	7/25/2017 11:09 AM	GEDIT.RS

Level : 3

Area	Height	Vol Adj Amt	ISTD Response	ISTD Amount	Date/Time		File
396579.46	209072.13	25.0000	0.4607	0.2500	7/25/2017	11:09 AM	GEDIT.RS

Level : 4

Area	Height	Vol Adj Amt	ISTD Response	ISTD Amount	Date/Time		File
772605.75	405463.37	50.0000	0.8943	0.5000	7/25/2017	11:09 AM	GEDIT.RS

Level : 5

Area	Height	Vol Adj Amt	ISTD Response	ISTD Amount	Date/Time		File
1090943.29	556571.98	75.0000	1.2814	0.7500	7/25/2017	11:09 AM	GEDIT.RS

Level : 6

Area	Height	Vol Adj Amt	ISTD Response	ISTD Amount	Date/Time		File
1510015.40	780189.25	100.0000	1.6412	1.0000	7/25/2017	11:09 AM	GEDIT.RS

Component: g-Chlordane

Level : 1a

Area	Height	Vol Adj Amt	ISTD Response	ISTD Amount	Date/Time		File
46788.19	22887.09	2.5000	0.0537	0.0250	7/25/2017	11:09 AM	GEDIT.RS

Level : 1

Area	Height	Vol Adj Amt	ISTD Response	ISTD Amount	Date/Time		File
94358.68	49598.75	5.0000	0.1066	0.0500	7/25/2017	11:09 AM	GEDIT.RS

Level : 2

Area	Height	Vol Adj Amt	ISTD Response	ISTD Amount	Date/Time		File
166232.09	83308.11	10.0000	0.1895	0.1000	7/25/2017	11:09 AM	GEDIT.RS

Level : 3

Area	Height	Vol Adj Amt	ISTD Response	ISTD Amount	Date/Time		File
408511.76	207609.79	25.0000	0.4746	0.2500	7/25/2017	11:09 AM	GEDIT.RS

Level : 4

Area	Height	Vol Adj Amt	ISTD Response	ISTD Amount	Date/Time		File
807605.33	399802.89	50.0000	0.9348	0.5000	7/25/2017	11:09 AM	GEDIT.RS

Level : 5

Area	Height	Vol Adj Amt	ISTD Response	ISTD Amount	Date/Time		File
1151840.60	588794.00	75.0000	1.3529	0.7500	7/25/2017	11:09 AM	GEDIT.RS

Level : 6

Area	Height	Vol Adj Amt	ISTD Response	ISTD Amount	Date/Time		File
1597189.07	811783.46	100.0000	1.7360	1.0000	7/25/2017	11:09 AM	GEDIT.RS

Component: a-Chlordane

Level : 1a

Area	Height	Vol Adj Amt	ISTD Response	ISTD Amount	Date/Time	File
45794.44	24084.27	2.5000	0.0526	0.0250	7/25/2017 11:09 AM	GEDIT.RS

Level : 1

Area	Height	Vol Adj Amt	ISTD Response	ISTD Amount	Date/Time	File
97037.95	50605.36	5.0000	0.1096	0.0500	7/25/2017 11:09 AM	GEDIT.RS

Level : 2

Area	Height	Vol Adj Amt	ISTD Response	ISTD Amount	Date/Time	File
167687.05	85272.68	10.0000	0.1912	0.1000	7/25/2017 11:09 AM	GEDIT.RS

Level : 3

Area	Height	Vol Adj Amt	ISTD Response	ISTD Amount	Date/Time	File
413040.12	209764.19	25.0000	0.4799	0.2500	7/25/2017 11:09 AM	GEDIT.RS

Level : 4

Area	Height	Vol Adj Amt	ISTD Response	ISTD Amount	Date/Time	File
816369.05	401022.19	50.0000	0.9449	0.5000	7/25/2017 11:09 AM	GEDIT.RS

Level : 5

Area	Height	Vol Adj Amt	ISTD Response	ISTD Amount	Date/Time	File
1136420.73	576565.07	75.0000	1.3348	0.7500	7/25/2017 11:09 AM	GEDIT.RS

Level : 6

Area	Height	Vol Adj Amt	ISTD Response	ISTD Amount	Date/Time	File
1567657.14	784685.57	100.0000	1.7039	1.0000	7/25/2017 11:09 AM	GEDIT.RS

Component: 4,4'-DDE

Level : 1a

Area	Height	Vol Adj Amt	ISTD Response	ISTD Amount	Date/Time	File
32543.75	15341.37	2.5000	0.0373	0.0250	7/25/2017 11:09 AM	GEDIT.RS

Level : 1

Area	Height	Vol Adj Amt	ISTD Response	ISTD Amount	Date/Time	File
68894.41	32897.17	5.0000	0.0778	0.0500	7/25/2017 11:09 AM	GEDIT.RS

Level : 2

Area	Height	Vol Adj Amt	ISTD Response	ISTD Amount	Date/Time	File
123209.65	58277.76	10.0000	0.1405	0.1000	7/25/2017 11:09 AM	GEDIT.RS

Level : 3

Area	Height	Vol Adj Amt	ISTD Response	ISTD Amount	Date/Time	File

321598.39	150913.95	25.0000	0.3736	0.2500	7/25/2017	11:09 AM	GEDIT.RS

Level : 4

Area	Height	Vol Adj Amt	ISTD Response	ISTD Amount	Date/Time	File
673465.33	322864.80	50.0000	0.7795	0.5000	7/25/2017 11:09 AM	GEDIT.RS

Level : 5

Area	Height	Vol Adj Amt	ISTD Response	ISTD Amount	Date/Time	File
978680.20	467380.85	75.0000	1.1495	0.7500	7/25/2017 11:09 AM	GEDIT.RS

Level : 6

Area	Height	Vol Adj Amt	ISTD Response	ISTD Amount	Date/Time	File
1419233.09	702426.15	100.0000	1.5426	1.0000	7/25/2017 11:09 AM	GEDIT.RS

Component: Endosulfan I

Level : 1

Area	Height	Vol Adj Amt	ISTD Response	ISTD Amount	Date/Time	File
97484.25	47330.47	5.0000	0.1101	0.0500	7/25/2017 11:09 AM	GEDIT.RS

Level : 2

Area	Height	Vol Adj Amt	ISTD Response	ISTD Amount	Date/Time	File
166196.42	81628.19	10.0000	0.1895	0.1000	7/25/2017 11:09 AM	GEDIT.RS

Level : 3

Area	Height	Vol Adj Amt	ISTD Response	ISTD Amount	Date/Time	File
414207.45	196334.77	25.0000	0.4812	0.2500	7/25/2017 11:09 AM	GEDIT.RS

Level : 4

Area	Height	Vol Adj Amt	ISTD Response	ISTD Amount	Date/Time	File
802883.94	380123.06	50.0000	0.9293	0.5000	7/25/2017 11:09 AM	GEDIT.RS

Level : 5

Area	Height	Vol Adj Amt	ISTD Response	ISTD Amount	Date/Time	File
1138805.92	531853.07	75.0000	1.3376	0.7500	7/25/2017 11:09 AM	GEDIT.RS

Level : 6

Area	Height	Vol Adj Amt	ISTD Response	ISTD Amount	Date/Time	File
1531451.86	712932.57	100.0000	1.6645	1.0000	7/25/2017 11:09 AM	GEDIT.RS

Component: Dieldrin

Level : 1g

Area	Height	Vol Adj Amt	ISTD Response	ISTD Amount	Date/Time	File
28350.56	14033.99	1.5000	0.0319	0.0150	7/25/2017 11:09 AM	GEDIT.RS

Level : 1a

Area	Height	Vol Adj Amt	ISTD Response	ISTD Amount	Date/Time	File
43369.22	21911.29	2.5000	0.0498	0.0250	7/25/2017 11:09 AM	GEDIT.RS

Level : 1

Area	Height	Vol Adj Amt	ISTD Response	ISTD Amount	Date/Time	File
91993.82	45726.60	5.0000	0.1039	0.0500	7/25/2017 11:09 AM	GEDIT.RS

Level : 2

Area	Height	Vol Adj Amt	ISTD Response	ISTD Amount	Date/Time	File
156960.48	77544.45	10.0000	0.1790	0.1000	7/25/2017 11:09 AM	GEDIT.RS

Level : 3

Area	Height	Vol Adj Amt	ISTD Response	ISTD Amount	Date/Time	File
396207.46	194794.39	25.0000	0.4603	0.2500	7/25/2017 11:09 AM	GEDIT.RS

Level : 4

Area	Height	Vol Adj Amt	ISTD Response	ISTD Amount	Date/Time	File
785553.10	382721.86	50.0000	0.9092	0.5000	7/25/2017 11:09 AM	GEDIT.RS

Level : 5

Area	Height	Vol Adj Amt	ISTD Response	ISTD Amount	Date/Time	File
1114018.79	555325.72	75.0000	1.3085	0.7500	7/25/2017 11:09 AM	GEDIT.RS

Level : 6

Area	Height	Vol Adj Amt	ISTD Response	ISTD Amount	Date/Time	File
1516110.35	751058.91	100.0000	1.6479	1.0000	7/25/2017 11:09 AM	GEDIT.RS

Component: Endrin

Level : 1

Area	Height	Vol Adj Amt	ISTD Response	ISTD Amount	Date/Time	File
81681.08	41823.71	5.0000	0.0923	0.0500	7/25/2017 11:09 AM	GEDIT.RS

Level : 2

Area	Height	Vol Adj Amt	ISTD Response	ISTD Amount	Date/Time	File
142082.77	70603.00	10.0000	0.1620	0.1000	7/25/2017 11:09 AM	GEDIT.RS

Level : 3

Area	Height	Vol Adj Amt	ISTD Response	ISTD Amount	Date/Time	File
356186.64	177577.65	25.0000	0.4138	0.2500	7/25/2017 11:09 AM	GEDIT.RS

Level : 4

Area	Height	Vol Adj Amt	ISTD Response	ISTD Amount	Date/Time	File
707806.00	348027.36	50.0000	0.8193	0.5000	7/25/2017 11:09 AM	GEDIT.RS

Level : 5

Area	Height	Vol Adj Amt	ISTD Response	ISTD Amount	Date/Time		File
970005.39	479610.09	75.0000	1.1394	0.7500	7/25/2017	11:09 AM	GEDIT.RS

Level : 6

Area	Height	Vol Adj Amt	ISTD Response	ISTD Amount	Date/Time		File
1394387.44	646475.04	100.0000	1.5156	1.0000	7/25/2017	11:09 AM	GEDIT.RS

Component: Endrin Breakdown

This component has no calibration levels

Component: 4,4'-DDD

Level : 1a

Area	Height	Vol Adj Amt	ISTD Response	ISTD Amount	Date/Time		File
24610.18	11269.83	2.5000	0.0282	0.0250	7/25/2017	11:09 AM	GEDIT.RS

Level : 1

Area	Height	Vol Adj Amt	ISTD Response	ISTD Amount	Date/Time		File
57793.32	25170.01	5.0000	0.0653	0.0500	7/25/2017	11:09 AM	GEDIT.RS

Level : 2

Area	Height	Vol Adj Amt	ISTD Response	ISTD Amount	Date/Time		File
101112.95	44356.33	10.0000	0.1153	0.1000	7/25/2017	11:09 AM	GEDIT.RS

Level : 3

Area	Height	Vol Adj Amt	ISTD Response	ISTD Amount	Date/Time		File
269042.28	114413.58	25.0000	0.3126	0.2500	7/25/2017	11:09 AM	GEDIT.RS

Level : 4

Area	Height	Vol Adj Amt	ISTD Response	ISTD Amount	Date/Time		File
543946.57	240396.56	50.0000	0.6296	0.5000	7/25/2017	11:09 AM	GEDIT.RS

Level : 5

Area	Height	Vol Adj Amt	ISTD Response	ISTD Amount	Date/Time		File
835435.92	352658.02	75.0000	0.9813	0.7500	7/25/2017	11:09 AM	GEDIT.RS

Level : 6

Area	Height	Vol Adj Amt	ISTD Response	ISTD Amount	Date/Time		File
1072548.45	511720.99	100.0000	1.1658	1.0000	7/25/2017	11:09 AM	GEDIT.RS

Component: Endosulfan II

Level : 1

Area	Height	Vol Adj Amt	ISTD Response	ISTD Amount	Date/Time		File
83758.50	39534.48	5.0000	0.0846	0.0500	7/25/2017	11:09 AM	GEDIT.RS

Level : 2

Area	Height	Vol Adj Amt	ISTD Response	ISTD Amount	Date/Time	File
143850.75	68686.49	10.0000	0.1640	0.1000	7/25/2017 11:09 AM	GEDIT.RS

Level : 3

Area	Height	Vol Adj Amt	ISTD Response	ISTD Amount	Date/Time	File
351452.79	166300.82	25.0000	0.4083	0.2500	7/25/2017 11:09 AM	GEDIT.RS

Level : 4

Area	Height	Vol Adj Amt	ISTD Response	ISTD Amount	Date/Time	File
697781.60	323627.39	50.0000	0.8076	0.5000	7/25/2017 11:09 AM	GEDIT.RS

Level : 5

Area	Height	Vol Adj Amt	ISTD Response	ISTD Amount	Date/Time	File
1005101.60	447588.58	75.0000	1.1806	0.7500	7/25/2017 11:09 AM	GEDIT.RS

Level : 6

Area	Height	Vol Adj Amt	ISTD Response	ISTD Amount	Date/Time	File
1351534.48	609789.44	100.0000	1.4690	1.0000	7/25/2017 11:09 AM	GEDIT.RS

Component: 4,4'-DDT

Level : 1a

Area	Height	Vol Adj Amt	ISTD Response	ISTD Amount	Date/Time	File
30255.99	13955.48	2.5000	0.0347	0.0250	7/25/2017 11:09 AM	GEDIT.RS

Level : 1

Area	Height	Vol Adj Amt	ISTD Response	ISTD Amount	Date/Time	File
67601.21	30366.16	5.0000	0.0764	0.0500	7/25/2017 11:09 AM	GEDIT.RS

Level : 2

Area	Height	Vol Adj Amt	ISTD Response	ISTD Amount	Date/Time	File
118769.86	54374.21	10.0000	0.1354	0.1000	7/25/2017 11:09 AM	GEDIT.RS

Level : 3

Area	Height	Vol Adj Amt	ISTD Response	ISTD Amount	Date/Time	File
303844.26	134148.84	25.0000	0.3530	0.2500	7/25/2017 11:09 AM	GEDIT.RS

Level : 4

Area	Height	Vol Adj Amt	ISTD Response	ISTD Amount	Date/Time	File
627896.78	277349.58	50.0000	0.7268	0.5000	7/25/2017 11:09 AM	GEDIT.RS

Level : 5

Area	Height	Vol Adj Amt	ISTD Response	ISTD Amount	Date/Time	File
922056.31	386606.32	75.0000	1.0830	0.7500	7/25/2017 11:09 AM	GEDIT.RS

Level : 6

Area	Height	Vol Adj Amt	ISTD Response	ISTD Amount	Date/Time	File
1254498.32	566450.32	100.0000	1.3635	1.0000	7/25/2017 11:09 AM	GEDIT.RS

Component: DDT Breakdown

This component has no calibration levels

Component: Endrin aldehyde

Level : 1

Area	Height	Vol Adj Amt	ISTD Response	ISTD Amount	Date/Time	File
77913.30	35000.60	5.0000	0.0880	0.0500	7/25/2017 11:09 AM	GEDIT.RS

Level : 2

Area	Height	Vol Adj Amt	ISTD Response	ISTD Amount	Date/Time	File
134116.96	60726.94	10.0000	0.1529	0.1000	7/25/2017 11:09 AM	GEDIT.RS

Level : 3

Area	Height	Vol Adj Amt	ISTD Response	ISTD Amount	Date/Time	File
322061.17	142409.64	25.0000	0.3742	0.2500	7/25/2017 11:09 AM	GEDIT.RS

Level : 4

Area	Height	Vol Adj Amt	ISTD Response	ISTD Amount	Date/Time	File
624966.10	283257.48	50.0000	0.7234	0.5000	7/25/2017 11:09 AM	GEDIT.RS

Level : 5

Area	Height	Vol Adj Amt	ISTD Response	ISTD Amount	Date/Time	File
876896.80	386719.29	75.0000	1.0300	0.7500	7/25/2017 11:09 AM	GEDIT.RS

Level : 6

Area	Height	Vol Adj Amt	ISTD Response	ISTD Amount	Date/Time	File
1182408.62	527467.30	100.0000	1.2852	1.0000	7/25/2017 11:09 AM	GEDIT.RS

Component: Methoxychlor

Level : 1

Area	Height	Vol Adj Amt	ISTD Response	ISTD Amount	Date/Time	File
40578.70	18000.18	5.0000	0.0458	0.0500	7/25/2017 11:09 AM	GEDIT.RS

Level : 2

Area	Height	Vol Adj Amt	ISTD Response	ISTD Amount	Date/Time	File
72765.91	30745.96	10.0000	0.0830	0.1000	7/25/2017 11:09 AM	GEDIT.RS

Level : 3

Area	Height	Vol Adj Amt	ISTD Response	ISTD Amount	Date/Time	File
171376.81	71550.79	25.0000	0.1881	0.2500	7/25/2017 11:09 AM	GEDIT.RS

Level : 4

Area	Height	Vol Adj Amt	ISTD Response	ISTD Amount	Date/Time	File
319790.91	137899.10	50.0000	0.3701	0.5000	7/25/2017 11:09 AM	GEDIT.RS

Level : 5

Area	Height	Vol Adj Amt	ISTD Response	ISTD Amount	Date/Time	File
442057.25	185762.69	75.0000	0.5192	0.7500	7/25/2017 11:09 AM	GEDIT.RS

Level : 6

Area	Height	Vol Adj Amt	ISTD Response	ISTD Amount	Date/Time	File
571706.48	261599.25	100.0000	0.6214	1.0000	7/25/2017 11:09 AM	GEDIT.RS

Component: Mirex

Level : 2

Area	Height	Vol Adj Amt	ISTD Response	ISTD Amount	Date/Time	File
146643.84	70939.92	10.0000	0.1672	0.1000	7/25/2017 11:09 AM	GEDIT.RS

Level : 3

Area	Height	Vol Adj Amt	ISTD Response	ISTD Amount	Date/Time	File
328492.05	157013.52	25.0000	0.3816	0.2500	7/25/2017 11:09 AM	GEDIT.RS

Level : 4

Area	Height	Vol Adj Amt	ISTD Response	ISTD Amount	Date/Time	File
580059.03	263314.53	50.0000	0.6714	0.5000	7/25/2017 11:09 AM	GEDIT.RS

Level : 5

Area	Height	Vol Adj Amt	ISTD Response	ISTD Amount	Date/Time	File
826909.33	382094.70	75.0000	0.9713	0.7500	7/25/2017 11:09 AM	GEDIT.RS

Level : 6

Area	Height	Vol Adj Amt	ISTD Response	ISTD Amount	Date/Time	File
1101575.56	497071.63	100.0000	1.1973	1.0000	7/25/2017 11:09 AM	GEDIT.RS

Component: Endosulfan sulfate

Level : 1

Area	Height	Vol Adj Amt	ISTD Response	ISTD Amount	Date/Time	File
87434.67	40542.78	5.0000	0.0988	0.0500	7/25/2017 11:09 AM	GEDIT.RS

Level : 2

Area	Height	Vol Adj Amt	ISTD Response	ISTD Amount	Date/Time	File
147024.17	67483.66	10.0000	0.1676	0.1000	7/25/2017 11:09 AM	GEDIT.RS

Level : 3

Area	Height	Vol Adj Amt	ISTD Response	ISTD Amount	Date/Time		File
352197.37	159090.88	25.0000	0.4092	0.2500	7/25/2017	11:09 AM	GEDIT.RS

Level : 4

Area	Height	Vol Adj Amt	ISTD Response	ISTD Amount	Date/Time		File
682475.36	311061.46	50.0000	0.7899	0.5000	7/25/2017	11:09 AM	GEDIT.RS

Level : 5

Area	Height	Vol Adj Amt	ISTD Response	ISTD Amount	Date/Time		File
950254.13	435946.72	75.0000	1.1162	0.7500	7/25/2017	11:09 AM	GEDIT.RS

Level : 6

Area	Height	Vol Adj Amt	ISTD Response	ISTD Amount	Date/Time		File
1289278.29	585831.22	100.0000	1.4013	1.0000	7/25/2017	11:09 AM	GEDIT.RS

Component: Endrin Ketone

Level : 1

Area	Height	Vol Adj Amt	ISTD Response	ISTD Amount	Date/Time		File
95916.98	46552.28	5.0000	0.1083	0.0500	7/25/2017	11:09 AM	GEDIT.RS

Level : 2

Area	Height	Vol Adj Amt	ISTD Response	ISTD Amount	Date/Time		File
166511.12	79747.74	10.0000	0.1899	0.1000	7/25/2017	11:09 AM	GEDIT.RS

Level : 3

Area	Height	Vol Adj Amt	ISTD Response	ISTD Amount	Date/Time		File
394346.01	189239.52	25.0000	0.4582	0.2500	7/25/2017	11:09 AM	GEDIT.RS

Level : 4

Area	Height	Vol Adj Amt	ISTD Response	ISTD Amount	Date/Time		File
768683.50	350028.95	50.0000	0.8897	0.5000	7/25/2017	11:09 AM	GEDIT.RS

Level : 5

Area	Height	Vol Adj Amt	ISTD Response	ISTD Amount	Date/Time		File
1078500.20	492519.79	75.0000	1.2668	0.7500	7/25/2017	11:09 AM	GEDIT.RS

Level : 6

Area	Height	Vol Adj Amt	ISTD Response	ISTD Amount	Date/Time		File
1430124.57	645155.84	100.0000	1.5544	1.0000	7/25/2017	11:09 AM	GEDIT.RS

Component: % DCBP

Level : 1

Area	Height	Vol Adj Amt	ISTD Response	ISTD Amount	Date/Time		File
320844.82	139969.61	20.0000	0.3624	0.2000	7/25/2017	11:09 AM	GEDIT.RS

Level : 2

Area	Height	Vol Adj Amt	ISTD Response	ISTD Amount	Date/Time		File
583746.57	249777.76	40.0000	0.6656	0.4000	7/25/2017	11:09 AM	GEDIT.RS

Level : 3

Area	Height	Vol Adj Amt	ISTD Response	ISTD Amount	Date/Time		File
760347.87	327349.31	60.0000	0.8834	0.6000	7/25/2017	11:09 AM	GEDIT.RS

Level : 4

Area	Height	Vol Adj Amt	ISTD Response	ISTD Amount	Date/Time		File
965756.72	416929.81	80.0000	1.1178	0.8000	7/25/2017	11:09 AM	GEDIT.RS

Level : 5

Area	Height	Vol Adj Amt	ISTD Response	ISTD Amount	Date/Time		File
1129157.61	485242.39	100.0000	1.3263	1.0000	7/25/2017	11:09 AM	GEDIT.RS

Level : 6

Area	Height	Vol Adj Amt	ISTD Response	ISTD Amount	Date/Time		File
1358109.27	605372.31	120.0000	1.4761	1.2000	7/25/2017	11:09 AM	GEDIT.RS

Turbochrom Method File : E:\TC2017\ECD10\07-JUL\PS724BI.MTH
Created by : am on : 7/25/2017 11:04 AM
Edited by : cw on : 7/25/2017 11:07 AM
Description :

Number of Times Edited : 4
Number of Times Calibrated : 7688

Instrument Conditions :

Instrument Control Method:
Instrument name : AUTO_ECD7

Interface Parameters :
Delay Time : 0.00 min.
Run Time : 15.00 min.
Sampling Rate : 1.5620 pts/s
Interface Type : 900
Analog Voltage Input : 1000 mV
Data will be collected from both channels

Timed Events:
There are no timed events in the method

Real Time Plot Parameters :
Channel A -- Pages: 1 Offset: 0.000 mV Scale: 1000.000 mV
Channel B -- Pages: 1 Offset: 0.000 mV Scale: 1000.000 mV

Processing Parameters :
Bunch Factor : 1 points
Noise Threshold : 581 µV
Area Threshold : 2906.00 µV

Peak Separation Criteria
Width Ratio : 0.200
Valley-to-Peak Ratio : 0.010

Exponential Skim Criteria
Peak Height Ratio : 5.000
Adjusted Height Ratio : 4.000
Valley Height Ratio : 3.000

Baseline Timed Events :
Event #1 - -P at 0.038
Event #2 - +P at 2.515
Event #3 - -P at 3.075
Event #4 - +P at 3.760
Event #5 - -P at 5.850
Event #6 - +P at 6.050
Event #7 - -P at 9.339
Event #8 - +P at 10.114
Event #9 - -P at 10.407

Annotated Replot Parameters :

No replot will be printed

Report Format files :

No report format files given

User Programs :

No user programs will be executed

Global Information :

Default Sample Volume : 1.000 ul
Quantitation Units :
Void Time : 0.000 min
Correct amounts during calibration : YES
Reject outliers during calibration : NO
An Internal Standard calibration will be used
Unknown peaks will be quantitated using a response factor of 1.000000e+06

Component Information :

Int Std

Component Type : Single Peak Component
Retention Time : 2.592 min Search Window: 1.00 s, 1.00 %
Reference Component:
Find peak closest to expected RT in window
Internal Standard :
Use Average Calibration Factor (Area ratio / Amount ratio)
User Values:
Label :
Value 1: 0.000000
Value 2: 0.000000
Value 3: 0.000000
Value 4: 0.000000
Value 5: 0.000000

Calibration Levels:

Level Name	Amount	Area	Height	ISTD Resp.	ISTD Amt.	# Replicates
1	100.0000	841626.60	294241.49	1.0000	1.0000	1
1A	100.0000	863769.47	328607.31	1.0000	1.0000	1
1g	100.0000	879866.09	329703.61	1.0000	1.0000	1
2	100.0000	871485.01	301585.68	1.0000	1.0000	1
3	100.0000	860172.51	302404.61	1.0000	1.0000	1
4	100.0000	849462.76	307400.44	1.0000	1.0000	1
5	100.0000	826469.12	309486.17	1.0000	1.0000	1
6	100.0000	869448.98	310521.92	1.0000	1.0000	1

Average Calibration Factor = 1.000000 (%RSD = 0.00)

% TCMX

Component Type : Single Peak Component
Retention Time : 3.838 min Search Window: 1.00 s, 1.00 %
Reference Component:
Find peak closest to expected RT in window
Internal Standard : Int Std
Use Average Calibration Factor (Area ratio / Amount ratio)
User Values:
Label :
Value 1: 0.000000
Value 2: 0.000000
Value 3: 0.000000

Value 4: 0.000000
Value 5: 0.000000

Calibration Levels:

Level Name	Amount	Area	Height	ISTD Resp.	ISTD Amt.	# Replicates
1	20.0000	341273.61	149869.16	0.4055	0.2000	1
2	40.0000	590083.83	271798.67	0.6771	0.4000	1
3	60.0000	797189.99	370445.10	0.9268	0.6000	1
4	80.0000	979080.81	462452.53	1.1526	0.8000	1
5	100.0000	1150083.27	528321.76	1.3916	1.0000	1
6	120.0000	1387992.41	643789.74	1.5964	1.2000	1

Average Calibration Factor = 1.571248 (%RSD = 16.37)

a-BHC

Component Type : Single Peak Component
Retention Time : 4.306 min Search Window: 0.50 s, 0.50 %
Reference Component: % TCMX
Find peak closest to expected RT in window
Internal Standard : Int Std
Use Average Calibration Factor (Area ratio / Amount ratio)
User Values:
Label :
Value 1: 0.000000
Value 2: 0.000000
Value 3: 0.000000
Value 4: 0.000000
Value 5: 0.000000

Calibration Levels:

Level Name	Amount	Area	Height	ISTD Resp.	ISTD Amt.	# Replicates
1a	2.5000	62227.70	35399.90	0.0720	0.0250	1
1	5.0000	136189.16	74548.16	0.1618	0.0500	1
2	10.0000	237978.73	127220.37	0.2731	0.1000	1
3	25.0000	569692.66	300578.60	0.6623	0.2500	1
4	50.0000	1087389.39	552262.49	1.2801	0.5000	1
5	75.0000	1433736.12	753445.85	1.7348	0.7500	1
6	100.0000	1964714.66	933027.83	2.2597	1.0000	1

Average Calibration Factor = 2.661554 (%RSD = 12.62)

Hexachlorobenzene

Component Type : Single Peak Component
Retention Time : 4.355 min Search Window: 0.50 s, 0.50 %
Reference Component: % TCMX
Find peak closest to expected RT in window
Internal Standard : Int Std
Use Average Calibration Factor (Area ratio / Amount ratio)
User Values:
Label :
Value 1: 0.000000
Value 2: 0.000000
Value 3: 0.000000
Value 4: 0.000000
Value 5: 0.000000

Calibration Levels:

Level Name	Amount	Area	Height	ISTD Resp.	ISTD Amt.	# Replicates
2	10.0000	181095.76	91010.96	0.2078	0.1000	1
3	25.0000	395750.12	199669.03	0.4601	0.2500	1
4	50.0000	701436.47	359548.58	0.8257	0.5000	1
5	75.0000	1008384.86	497992.93	1.2201	0.7500	1
6	100.0000	1265537.05	636658.88	1.4556	1.0000	1

Average Calibration Factor = 1.750441 (%RSD = 13.72)

g-BHC
Component Type : Single Peak Component
Retention Time : 4.649 min Search Window: 0.50 s, 0.50 %
Reference Component: % TCMX
Find peak closest to expected RT in window
Internal Standard : Int Std
Use Average Calibration Factor (Area ratio / Amount ratio)
User Values:
Label :
Value 1: 0.000000
Value 2: 0.000000
Value 3: 0.000000
Value 4: 0.000000
Value 5: 0.000000
Calibration Levels:

Level Name	Amount	Area	Height	ISTD Resp.	ISTD Amt.	# Replicates
1g	1.5000	34473.94	19911.10	0.0392	0.0150	1
1a	2.5000	53034.37	30368.98	0.0614	0.0250	1
1	5.0000	117074.00	61882.41	0.1391	0.0500	1
2	10.0000	204255.21	110853.48	0.2344	0.1000	1
3	25.0000	481732.73	257904.97	0.5600	0.2500	1
4	50.0000	895589.70	484772.68	1.0543	0.5000	1
5	75.0000	1245175.90	633250.79	1.5066	0.7500	1
6	100.0000	1671052.98	871074.97	1.9220	1.0000	1

Average Calibration Factor = 2.309178 (%RSD = 12.92)

b-BHC
Component Type : Single Peak Component
Retention Time : 4.857 min Search Window: 0.50 s, 0.50 %
Reference Component: % TCMX
Find peak closest to expected RT in window
Internal Standard : Int Std
Use Average Calibration Factor (Area ratio / Amount ratio)
User Values:
Label :
Value 1: 0.000000
Value 2: 0.000000
Value 3: 0.000000
Value 4: 0.000000
Value 5: 0.000000
Calibration Levels:

Level Name	Amount	Area	Height	ISTD Resp.	ISTD Amt.	# Replicates
1a	2.5000	24126.91	13451.28	0.0279	0.0250	1
1	5.0000	63868.25	34817.68	0.0759	0.0500	1
2	10.0000	104431.81	55991.98	0.1198	0.1000	1
3	25.0000	237645.66	124937.29	0.2763	0.2500	1
4	50.0000	435124.50	221346.97	0.5122	0.5000	1
5	75.0000	591379.01	313391.54	0.7155	0.7500	1
6	100.0000	770862.74	392454.58	0.8866	1.0000	1

Average Calibration Factor = 1.114799 (%RSD = 18.51)

d-BHC
Component Type : Single Peak Component
Retention Time : 5.103 min Search Window: 0.50 s, 0.50 %
Reference Component: % TCMX
Find peak closest to expected RT in window
Internal Standard : Int Std
Use Average Calibration Factor (Area ratio / Amount ratio)
User Values:

Label :
Value 1: 0.000000
Value 2: 0.000000
Value 3: 0.000000
Value 4: 0.000000
Value 5: 0.000000

Calibration Levels:

Level Name	Amount	Area	Height	ISTD Resp.	ISTD Amt.	# Replicates
1	5.0000	120596.72	67213.87	0.1433	0.0500	1
2	10.0000	206856.25	112890.17	0.2374	0.1000	1
3	25.0000	500971.07	270945.78	0.5824	0.2500	1
4	50.0000	940913.96	495098.62	1.1077	0.5000	1
5	75.0000	1298905.69	689731.12	1.5716	0.7500	1
6	100.0000	1743802.54	901544.68	2.0056	1.0000	1

Average Calibration Factor = 2.314251 (%RSD = 13.12)

Heptachlor

Component Type : Single Peak Component
Retention Time : 5.273 min Search Window: 0.50 s, 0.50 %
Reference Component: % TCMX
Find peak closest to expected RT in window
Internal Standard : Int Std
Use Average Calibration Factor (Area ratio / Amount ratio)
User Values:
Label :
Value 1: 0.000000
Value 2: 0.000000
Value 3: 0.000000
Value 4: 0.000000
Value 5: 0.000000

Calibration Levels:

Level Name	Amount	Area	Height	ISTD Resp.	ISTD Amt.	# Replicates
1	5.0000	94648.66	51973.83	0.1125	0.0500	1
2	10.0000	175144.04	95422.08	0.2010	0.1000	1
3	25.0000	408702.59	219777.68	0.4751	0.2500	1
4	50.0000	751629.03	399351.32	0.8848	0.5000	1
5	75.0000	1032439.98	550612.63	1.2492	0.7500	1
6	100.0000	1353047.91	716889.50	1.5562	1.0000	1

Average Calibration Factor = 1.858493 (%RSD = 13.48)

Aldrin

Component Type : Single Peak Component
Retention Time : 5.647 min Search Window: 0.50 s, 0.50 %
Reference Component: % TCMX
Find peak closest to expected RT in window
Internal Standard : Int Std
Use Average Calibration Factor (Area ratio / Amount ratio)
User Values:
Label :
Value 1: 0.000000
Value 2: 0.000000
Value 3: 0.000000
Value 4: 0.000000
Value 5: 0.000000

Calibration Levels:

Level Name	Amount	Area	Height	ISTD Resp.	ISTD Amt.	# Replicates
1a	2.5000	52467.33	28351.89	0.0607	0.0250	1
1	5.0000	108307.75	58869.42	0.1287	0.0500	1
2	10.0000	185453.47	98100.98	0.2128	0.1000	1

3	25.0000	441114.70	229057.07	0.5128	0.2500	1
4	50.0000	839650.17	419281.10	0.9884	0.5000	1
5	75.0000	1157754.80	587472.68	1.4008	0.7500	1
6	100.0000	1534510.77	778821.85	1.7649	1.0000	1

Average Calibration Factor = 2.113197 (%RSD = 13.88)

Heptachlor epoxide

Component Type : Single Peak Component
Retention Time : 6.147 min Search Window: 0.50 s, 0.50 %
Reference Component:
Find peak closest to expected RT in window
Internal Standard : Int Std
Use Average Calibration Factor (Area ratio / Amount ratio)
User Values:
Label :
Value 1: 0.000000
Value 2: 0.000000
Value 3: 0.000000
Value 4: 0.000000
Value 5: 0.000000
Calibration Levels:

Level Name	Amount	Area	Height	ISTD Resp.	ISTD Amt.	# Replicates
1	5.0000	95120.57	50305.45	0.1130	0.0500	1
2	10.0000	159935.60	83839.37	0.1835	0.1000	1
3	25.0000	386185.66	194927.85	0.4490	0.2500	1
4	50.0000	730112.71	353384.88	0.8595	0.5000	1
5	75.0000	1004204.32	487868.91	1.2151	0.7500	1
6	100.0000	1317319.62	632411.03	1.5151	1.0000	1

Average Calibration Factor = 1.790941 (%RSD = 14.41)

g-Chlordane

Component Type : Single Peak Component
Retention Time : 6.472 min Search Window: 0.50 s, 0.50 %
Reference Component: Heptachlor epoxide
Find peak closest to expected RT in window
Internal Standard : Int Std
Use Average Calibration Factor (Area ratio / Amount ratio)
User Values:
Label :
Value 1: 0.000000
Value 2: 0.000000
Value 3: 0.000000
Value 4: 0.000000
Value 5: 0.000000
Calibration Levels:

Level Name	Amount	Area	Height	ISTD Resp.	ISTD Amt.	# Replicates
1a	2.5000	46981.21	23981.62	0.0544	0.0250	1
1	5.0000	97198.89	49087.35	0.1155	0.0500	1
2	10.0000	164325.61	83334.26	0.1886	0.1000	1
3	25.0000	394507.15	196268.15	0.4586	0.2500	1
4	50.0000	755988.67	371342.04	0.8900	0.5000	1
5	75.0000	1054018.56	494982.00	1.2753	0.7500	1
6	100.0000	1388012.80	656853.89	1.5964	1.0000	1

Average Calibration Factor = 1.897477 (%RSD = 13.52)

a-Chlordane

Component Type : Single Peak Component
Retention Time : 6.577 min Search Window: 0.40 s, 0.30 %
Reference Component: Heptachlor epoxide

Find peak closest to expected RT in window
Internal Standard : Int Std
Use Average Calibration Factor (Area ratio / Amount ratio)
User Values:
Label :
Value 1: 0.000000
Value 2: 0.000000
Value 3: 0.000000
Value 4: 0.000000
Value 5: 0.000000
Calibration Levels:

Level Name	Amount	Area	Height	ISTD Resp.	ISTD Amt.	# Replicates
1a	2.5000	44390.09	23819.24	0.0514	0.0250	1
1	5.0000	90639.34	48568.77	0.1077	0.0500	1
2	10.0000	157655.49	81780.21	0.1809	0.1000	1
3	25.0000	376655.33	191137.21	0.4379	0.2500	1
4	50.0000	727889.44	355641.94	0.8569	0.5000	1
5	75.0000	1073220.23	483718.86	1.2986	0.7500	1
6	100.0000	1289542.50	645978.39	1.4832	1.0000	1

Average Calibration Factor = 1.814069 (%RSD = 12.41)

Endosulfan I
Component Type : Single Peak Component
Retention Time : 6.622 min Search Window: 0.30 s, 0.30 %
Reference Component: Heptachlor epoxide
Find peak closest to expected RT in window
Internal Standard : Int Std
Use Average Calibration Factor (Area ratio / Amount ratio)
User Values:
Label :
Value 1: 0.000000
Value 2: 0.000000
Value 3: 0.000000
Value 4: 0.000000
Value 5: 0.000000
Calibration Levels:

Level Name	Amount	Area	Height	ISTD Resp.	ISTD Amt.	# Replicates
1	5.0000	86281.17	40867.16	0.1025	0.0500	1
2	10.0000	152060.06	73164.78	0.1745	0.1000	1
3	25.0000	365759.09	173729.44	0.4252	0.2500	1
4	50.0000	688928.35	325498.31	0.8110	0.5000	1
5	75.0000	884315.35	447352.42	1.0700	0.7500	1
6	100.0000	1323725.42	576518.52	1.5225	1.0000	1

Average Calibration Factor = 1.677870 (%RSD = 12.90)

4,4'-DDE
Component Type : Single Peak Component
Retention Time : 6.841 min Search Window: 0.50 s, 0.50 %
Reference Component: Heptachlor epoxide
Find largest peak in window
Internal Standard : Int Std
Use Average Calibration Factor (Area ratio / Amount ratio)
User Values:
Label :
Value 1: 0.000000
Value 2: 0.000000
Value 3: 0.000000
Value 4: 0.000000
Value 5: 0.000000

Calibration Levels:

Level Name	Amount	Area	Height	ISTD Resp.	ISTD Amt.	# Replicates
1a	2.5000	40748.31	20143.08	0.0472	0.0250	1
1	5.0000	84344.51	41695.44	0.1002	0.0500	1
2	10.0000	146276.05	71029.25	0.1678	0.1000	1
3	25.0000	359517.90	172624.15	0.4180	0.2500	1
4	50.0000	698783.89	326298.00	0.8226	0.5000	1
5	75.0000	966479.09	465806.29	1.1694	0.7500	1
6	100.0000	1284280.45	606275.88	1.4771	1.0000	1

Average Calibration Factor = 1.703314 (%RSD = 10.75)

Dieldrin

Component Type : Single Peak Component
Retention Time : 6.992 min Search Window: 0.50 s, 0.50 %
Reference Component: Heptachlor epoxide
Find largest peak in window
Internal Standard : Int Std
Use Average Calibration Factor (Area ratio / Amount ratio)
User Values:
Label :
Value 1: 0.000000
Value 2: 0.000000
Value 3: 0.000000
Value 4: 0.000000
Value 5: 0.000000
Calibration Levels:

Level Name	Amount	Area	Height	ISTD Resp.	ISTD Amt.	# Replicates
1g	1.5000	28651.00	14410.95	0.0326	0.0150	1
1a	2.5000	43693.94	22055.04	0.0506	0.0250	1
1	5.0000	91148.02	45102.46	0.1083	0.0500	1
2	10.0000	155244.33	76446.56	0.1781	0.1000	1
3	25.0000	377210.08	184077.97	0.4385	0.2500	1
4	50.0000	722544.16	342166.51	0.8506	0.5000	1
5	75.0000	1004449.39	464217.91	1.2154	0.7500	1
6	100.0000	1321812.12	617901.68	1.5203	1.0000	1

Average Calibration Factor = 1.842211 (%RSD = 13.45)

Endrin

Component Type : Single Peak Component
Retention Time : 7.297 min Search Window: 0.50 s, 0.50 %
Reference Component:
Find largest peak in window
Internal Standard : Int Std
Use Average Calibration Factor (Area ratio / Amount ratio)
User Values:
Label :
Value 1: 0.000000
Value 2: 0.000000
Value 3: 0.000000
Value 4: 0.000000
Value 5: 0.000000
Calibration Levels:

Level Name	Amount	Area	Height	ISTD Resp.	ISTD Amt.	# Replicates
1	5.0000	83969.33	40421.51	0.0998	0.0500	1
2	10.0000	138833.34	67119.70	0.1593	0.1000	1
3	25.0000	334394.97	155536.77	0.3888	0.2500	1
4	50.0000	648659.80	297877.64	0.7636	0.5000	1
5	75.0000	871647.22	406495.83	1.0547	0.7500	1
6	100.0000	1139316.20	514951.57	1.3104	1.0000	1

Endrin Breakdown
   Component Type   : Named Group
   Group Members:
      Endrin
      Endrin aldehyde
      Endrin Ketone

   Internal Standard : Int Std
   Quantitation will be done using response factor = 1.000000e+06

4,4'-DDD
   Component Type   : Single Peak Component
   Retention Time   : 7.540 min   Search Window: 0.60 s, 0.50 %
   Reference Component: Endrin
   Find largest peak in window
   Internal Standard : Int Std
   Use Average Calibration Factor (Area ratio / Amount ratio)
   User Values:
          Label :
          Value 1: 0.000000
          Value 2: 0.000000
          Value 3: 0.000000
          Value 4: 0.000000
          Value 5: 0.000000
   Calibration Levels:

Level Name	Amount	Area	Height	ISTD Resp.	ISTD Amt.	# Replicates
1a	2.5000	31989.75	15791.10	0.0370	0.0250	1
1	5.0000	67856.13	33593.74	0.0806	0.0500	1
2	10.0000	116981.24	56934.66	0.1342	0.1000	1
3	25.0000	284048.94	137241.17	0.3302	0.2500	1
4	50.0000	569419.38	265821.80	0.6703	0.5000	1
5	75.0000	727175.21	357776.15	0.8799	0.7500	1
6	100.0000	947215.68	451270.67	1.0894	1.0000	1

          Average Calibration Factor = 1.337194 (%RSD = 13.14)

Endosulfan II
   Component Type   : Single Peak Component
   Retention Time   : 7.591 min   Search Window: 0.50 s, 0.50 %
   Reference Component: Endrin
   Find largest peak in window
   Internal Standard : Int Std
   Use Average Calibration Factor (Area ratio / Amount ratio)
   User Values:
          Label :
          Value 1: 0.000000
          Value 2: 0.000000
          Value 3: 0.000000
          Value 4: 0.000000
          Value 5: 0.000000
   Calibration Levels:

Level Name	Amount	Area	Height	ISTD Resp.	ISTD Amt.	# Replicates
1	5.0000	80116.68	40121.80	0.0952	0.0500	1
2	10.0000	133677.31	67877.49	0.1534	0.1000	1
3	25.0000	318424.31	156325.77	0.3702	0.2500	1
4	50.0000	593386.74	296098.13	0.6985	0.5000	1
5	75.0000	875165.03	393761.65	1.0589	0.7500	1
6	100.0000	1121999.45	502233.72	1.2905	1.0000	1

Endrin aldehyde
Component Type : Single Peak Component
Retention Time : 7.767 min Search Window: 0.75 s, 0.75 %
Reference Component: Endrin
Find largest peak in window
Internal Standard : Int Std
Use Average Calibration Factor (Area ratio / Amount ratio)
User Values:
Label :
Value 1: 0.000000
Value 2: 0.000000
Value 3: 0.000000
Value 4: 0.000000
Value 5: 0.000000
Calibration Levels:

Level Name	Amount	Area	Height	ISTD Resp.	ISTD Amt.	# Replicates
1	5.0000	71510.36	34089.90	0.0850	0.0500	1
2	10.0000	118604.31	56526.12	0.1361	0.1000	1
3	25.0000	276716.11	129307.70	0.3217	0.2500	1
4	50.0000	534860.25	247376.37	0.6296	0.5000	1
5	75.0000	737108.61	335254.70	0.8919	0.7500	1
6	100.0000	954168.68	427775.12	1.0974	1.0000	1

Average Calibration Factor = 1.315496 (%RSD = 15.83)

4,4'-DDT
Component Type : Single Peak Component
Retention Time : 7.955 min Search Window: 0.75 s, 0.75 %
Reference Component: Endrin
Find largest peak in window
Internal Standard : Int Std
Use Average Calibration Factor (Area ratio / Amount ratio)
User Values:
Label :
Value 1: 0.000000
Value 2: 0.000000
Value 3: 0.000000
Value 4: 0.000000
Value 5: 0.000000
Calibration Levels:

Level Name	Amount	Area	Height	ISTD Resp.	ISTD Amt.	# Replicates
1a	2.5000	32019.50	16486.13	0.0371	0.0250	1
1	5.0000	69415.37	35033.03	0.0825	0.0500	1
2	10.0000	113692.24	58037.23	0.1305	0.1000	1
3	25.0000	268450.91	136510.09	0.3121	0.2500	1
4	50.0000	513294.69	257275.51	0.6043	0.5000	1
5	75.0000	707049.17	345831.49	0.8555	0.7500	1
6	100.0000	915981.20	454907.54	1.0535	1.0000	1

Average Calibration Factor = 1.298283 (%RSD = 15.81)

DDT Breakdown
Component Type : Named Group
Group Members:
4,4'-DDE
4,4'-DDD
4,4'-DDT

Internal Standard : Int Std
Quantitation will be done using response factor = 1.000000e+06

Endosulfan sulfate
Component Type : Single Peak Component
Retention Time : 8.074 min Search Window: 0.50 s, 0.50 %
Reference Component: Endrin
Find largest peak in window
Internal Standard : Int Std
Use Average Calibration Factor (Area ratio / Amount ratio)
User Values:
Label :
Value 1: 0.000000
Value 2: 0.000000
Value 3: 0.000000
Value 4: 0.000000
Value 5: 0.000000
Calibration Levels:

Level Name	Amount	Area	Height	ISTD Resp.	ISTD Amt.	# Replicates
1	5.0000	78381.70	37766.91	0.0931	0.0500	1
2	10.0000	127687.53	62885.86	0.1465	0.1000	1
3	25.0000	297275.85	142100.06	0.3456	0.2500	1
4	50.0000	564440.09	271313.85	0.6645	0.5000	1
5	75.0000	776489.12	369323.04	0.9395	0.7500	1
6	100.0000	1006380.39	464321.01	1.1575	1.0000	1

Average Calibration Factor = 1.408221 (%RSD = 17.50)

Methoxychlor
Component Type : Single Peak Component
Retention Time : 8.584 min Search Window: 0.30 s, 0.30 %
Reference Component: Endrin
Find largest peak in window
Internal Standard : Int Std
Use Average Calibration Factor (Area ratio / Amount ratio)
User Values:
Label :
Value 1: 0.000000
Value 2: 0.000000
Value 3: 0.000000
Value 4: 0.000000
Value 5: 0.000000
Calibration Levels:

Level Name	Amount	Area	Height	ISTD Resp.	ISTD Amt.	# Replicates
1	5.0000	36183.13	19717.15	0.0430	0.0500	1
2	10.0000	60780.74	32650.84	0.0697	0.1000	1
3	25.0000	140571.52	73788.45	0.1634	0.2500	1
4	50.0000	265744.97	135473.86	0.3128	0.5000	1
5	75.0000	368542.86	178600.37	0.4459	0.7500	1
6	100.0000	471001.50	226183.77	0.5417	1.0000	1

Average Calibration Factor = 0.662156 (%RSD = 16.65)

Endrin Ketone
Component Type : Single Peak Component
Retention Time : 8.650 min Search Window: 0.30 s, 0.30 %
Reference Component: Endrin
Find largest peak in window
Internal Standard : Int Std
Use Average Calibration Factor (Area ratio / Amount ratio)
User Values:
Label :
Value 1: 0.000000

Value 2: 0.000000
Value 3: 0.000000
Value 4: 0.000000
Value 5: 0.000000

Calibration Levels:

Level Name	Amount	Area	Height	ISTD Resp.	ISTD Amt.	# Replicates
1	5.0000	82757.79	40353.70	0.0983	0.0500	1
2	10.0000	142328.58	68620.39	0.1633	0.1000	1
3	25.0000	338509.64	158427.14	0.3935	0.2500	1
4	50.0000	637106.81	300396.44	0.7500	0.5000	1
5	75.0000	879833.96	405919.68	1.0646	0.7500	1
6	100.0000	1129681.35	512983.65	1.2993	1.0000	1

Average Calibration Factor = 1.565449 (%RSD = 14.62)

Mirex

Component Type : Single Peak Component
Retention Time : 9.215 min Search Window: 0.30 s, 0.30 %
Reference Component: Endrin
Find largest peak in window
Internal Standard : Int Std
Use Average Calibration Factor (Area ratio / Amount ratio)
User Values:
Label :
Value 1: 0.000000
Value 2: 0.000000
Value 3: 0.000000
Value 4: 0.000000
Value 5: 0.000000

Calibration Levels:

Level Name	Amount	Area	Height	ISTD Resp.	ISTD Amt.	# Replicates
2	10.0000	102838.46	50144.40	0.1180	0.1000	1
3	25.0000	231600.40	109233.67	0.2692	0.2500	1
4	50.0000	411889.56	194845.69	0.4849	0.5000	1
5	75.0000	584468.22	267078.16	0.7072	0.7500	1
6	100.0000	761789.95	345503.62	0.8762	1.0000	1

Average Calibration Factor = 1.009178 (%RSD = 11.87)

% DCBP

Component Type : Single Peak Component
Retention Time : 10.231 min Search Window: 0.50 s, 0.50 %
Reference Component: Endrin
Find largest peak in window
Internal Standard : Int Std
Use Average Calibration Factor (Area ratio / Amount ratio)
User Values:
Label :
Value 1: 0.000000
Value 2: 0.000000
Value 3: 0.000000
Value 4: 0.000000
Value 5: 0.000000

Calibration Levels:

Level Name	Amount	Area	Height	ISTD Resp.	ISTD Amt.	# Replicates
1	20.0000	218898.68	100728.12	0.2601	0.2000	1
2	40.0000	398471.71	181225.20	0.4572	0.4000	1
3	60.0000	545725.11	245778.62	0.6344	0.6000	1
4	80.0000	699739.26	314019.71	0.8237	0.8000	1
5	100.0000	822822.03	369609.74	0.9956	1.0000	1
6	120.0000	997329.26	431897.45	1.1471	1.2000	1

Average Calibration Factor = 1.080349 (%RSD = 11.57)

Calibration Replicate Lists:

Component: Int Std

Level : 1

Area	Height	Vol Adj Amt	ISTD Response	ISTD Amount	Date/Time	File
841626.60	294241.49	100.0000	1.0000	1.0000	7/25/2017 11:06 AM	GEDIT.RS

Level : 1A

Area	Height	Vol Adj Amt	ISTD Response	ISTD Amount	Date/Time	File
863769.47	328607.31	100.0000	1.0000	1.0000	7/25/2017 11:06 AM	GEDIT.RS

Level : 1g

Area	Height	Vol Adj Amt	ISTD Response	ISTD Amount	Date/Time	File
879866.09	329703.61	100.0000	1.0000	1.0000	7/25/2017 11:06 AM	GEDIT.RS

Level : 2

Area	Height	Vol Adj Amt	ISTD Response	ISTD Amount	Date/Time	File
871485.01	301585.68	100.0000	1.0000	1.0000	7/25/2017 11:06 AM	GEDIT.RS

Level : 3

Area	Height	Vol Adj Amt	ISTD Response	ISTD Amount	Date/Time	File
860172.51	302404.61	100.0000	1.0000	1.0000	7/25/2017 11:06 AM	GEDIT.RS

Level : 4

Area	Height	Vol Adj Amt	ISTD Response	ISTD Amount	Date/Time	File
849462.76	307400.44	100.0000	1.0000	1.0000	7/25/2017 11:06 AM	GEDIT.RS

Level : 5

Area	Height	Vol Adj Amt	ISTD Response	ISTD Amount	Date/Time	File
826469.12	309486.17	100.0000	1.0000	1.0000	7/25/2017 11:06 AM	GEDIT.RS

Level : 6

Area	Height	Vol Adj Amt	ISTD Response	ISTD Amount	Date/Time	File
869448.98	310521.92	100.0000	1.0000	1.0000	7/25/2017 11:06 AM	GEDIT.RS

Component: % TCMX

Level : 1

Area	Height	Vol Adj Amt	ISTD Response	ISTD Amount	Date/Time	File
341273.61	149869.16	20.0000	0.4055	0.2000	7/25/2017 11:06 AM	GEDIT.RS

Level : 2

Area	Height	Vol Adj Amt	ISTD Response	ISTD Amount	Date/Time	File
590083.83	271798.67	40.0000	0.6771	0.4000	7/25/2017 11:06 AM	GEDIT.RS

Level : 3

Area	Height	Vol Adj Amt	ISTD Response	ISTD Amount	Date/Time		File
797189.99	370445.10	60.0000	0.9268	0.6000	7/25/2017	11:06 AM	GEDIT.RS

Level : 4

Area	Height	Vol Adj Amt	ISTD Response	ISTD Amount	Date/Time		File
979080.81	462452.53	80.0000	1.1526	0.8000	7/25/2017	11:06 AM	GEDIT.RS

Level : 5

Area	Height	Vol Adj Amt	ISTD Response	ISTD Amount	Date/Time		File
1150083.27	528321.76	100.0000	1.3916	1.0000	7/25/2017	11:06 AM	GEDIT.RS

Level : 6

Area	Height	Vol Adj Amt	ISTD Response	ISTD Amount	Date/Time		File
1387992.41	643789.74	120.0000	1.5964	1.2000	7/25/2017	11:06 AM	GEDIT.RS

Component: a-BHC

Level : 1a

Area	Height	Vol Adj Amt	ISTD Response	ISTD Amount	Date/Time		File
62227.70	35399.90	2.5000	0.0720	0.0250	7/25/2017	11:06 AM	GEDIT.RS

Level : 1

Area	Height	Vol Adj Amt	ISTD Response	ISTD Amount	Date/Time		File
136189.16	74548.16	5.0000	0.1618	0.0500	7/25/2017	11:06 AM	GEDIT.RS

Level : 2

Area	Height	Vol Adj Amt	ISTD Response	ISTD Amount	Date/Time		File
237978.73	127220.37	10.0000	0.2731	0.1000	7/25/2017	11:06 AM	GEDIT.RS

Level : 3

Area	Height	Vol Adj Amt	ISTD Response	ISTD Amount	Date/Time		File
569692.66	300578.60	25.0000	0.6623	0.2500	7/25/2017	11:06 AM	GEDIT.RS

Level : 4

Area	Height	Vol Adj Amt	ISTD Response	ISTD Amount	Date/Time		File
1087389.39	552262.49	50.0000	1.2801	0.5000	7/25/2017	11:06 AM	GEDIT.RS

Level : 5

Area	Height	Vol Adj Amt	ISTD Response	ISTD Amount	Date/Time		File
1433736.12	753445.85	75.0000	1.7348	0.7500	7/25/2017	11:06 AM	GEDIT.RS

Level : 6

Area	Height	Vol Adj Amt	ISTD Response	ISTD Amount	Date/Time		File
1964714.66	933027.83	100.0000	2.2597	1.0000	7/25/2017	11:06 AM	GEDIT.RS

Component: Hexachlorobenzene

Level : 2

Area	Height	Vol Adj Amt	ISTD Response	ISTD Amount	Date/Time	File
181095.76	91010.96	10.0000	0.2078	0.1000	7/25/2017 11:06 AM	GEDIT.RS

Level : 3

Area	Height	Vol Adj Amt	ISTD Response	ISTD Amount	Date/Time	File
395750.12	199669.03	25.0000	0.4601	0.2500	7/25/2017 11:06 AM	GEDIT.RS

Level : 4

Area	Height	Vol Adj Amt	ISTD Response	ISTD Amount	Date/Time	File
701436.47	359548.58	50.0000	0.8257	0.5000	7/25/2017 11:06 AM	GEDIT.RS

Level : 5

Area	Height	Vol Adj Amt	ISTD Response	ISTD Amount	Date/Time	File
1008384.86	497992.93	75.0000	1.2201	0.7500	7/25/2017 11:06 AM	GEDIT.RS

Level : 6

Area	Height	Vol Adj Amt	ISTD Response	ISTD Amount	Date/Time	File
1265537.05	636658.88	100.0000	1.4556	1.0000	7/25/2017 11:06 AM	GEDIT.RS

Component: g-BHC

Level : 1g

Area	Height	Vol Adj Amt	ISTD Response	ISTD Amount	Date/Time	File
34473.94	19911.10	1.5000	0.0392	0.0150	7/25/2017 11:06 AM	GEDIT.RS

Level : 1a

Area	Height	Vol Adj Amt	ISTD Response	ISTD Amount	Date/Time	File
53034.37	30368.98	2.5000	0.0614	0.0250	7/25/2017 11:06 AM	GEDIT.RS

Level : 1

Area	Height	Vol Adj Amt	ISTD Response	ISTD Amount	Date/Time	File
117074.00	61882.41	5.0000	0.1391	0.0500	7/25/2017 11:06 AM	GEDIT.RS

Level : 2

Area	Height	Vol Adj Amt	ISTD Response	ISTD Amount	Date/Time	File
204255.21	110853.48	10.0000	0.2344	0.1000	7/25/2017 11:06 AM	GEDIT.RS

Level : 3

Area	Height	Vol Adj Amt	ISTD Response	ISTD Amount	Date/Time	File
481732.73	257904.97	25.0000	0.5600	0.2500	7/25/2017 11:06 AM	GEDIT.RS

Level : 4

Area	Height	Vol Adj Amt	ISTD Response	ISTD Amount	Date/Time		File
895589.70	484772.68	50.0000	1.0543	0.5000	7/25/2017	11:06 AM	GEDIT.RS

Level : 5

Area	Height	Vol Adj Amt	ISTD Response	ISTD Amount	Date/Time		File
1245175.90	633250.79	75.0000	1.5066	0.7500	7/25/2017	11:06 AM	GEDIT.RS

Level : 6

Area	Height	Vol Adj Amt	ISTD Response	ISTD Amount	Date/Time		File
1671052.98	871074.97	100.0000	1.9220	1.0000	7/25/2017	11:06 AM	GEDIT.RS

Component: b-BHC

Level : 1a

Area	Height	Vol Adj Amt	ISTD Response	ISTD Amount	Date/Time		File
24126.91	13451.28	2.5000	0.0279	0.0250	7/25/2017	11:06 AM	GEDIT.RS

Level : 1

Area	Height	Vol Adj Amt	ISTD Response	ISTD Amount	Date/Time		File
63868.25	34817.68	5.0000	0.0759	0.0500	7/25/2017	11:06 AM	GEDIT.RS

Level : 2

Area	Height	Vol Adj Amt	ISTD Response	ISTD Amount	Date/Time		File
104431.81	55991.98	10.0000	0.1198	0.1000	7/25/2017	11:06 AM	GEDIT.RS

Level : 3

Area	Height	Vol Adj Amt	ISTD Response	ISTD Amount	Date/Time		File
237645.66	124937.29	25.0000	0.2763	0.2500	7/25/2017	11:06 AM	GEDIT.RS

Level : 4

Area	Height	Vol Adj Amt	ISTD Response	ISTD Amount	Date/Time		File
435124.50	221346.97	50.0000	0.5122	0.5000	7/25/2017	11:06 AM	GEDIT.RS

Level : 5

Area	Height	Vol Adj Amt	ISTD Response	ISTD Amount	Date/Time		File
591379.01	313391.54	75.0000	0.7155	0.7500	7/25/2017	11:06 AM	GEDIT.RS

Level : 6

Area	Height	Vol Adj Amt	ISTD Response	ISTD Amount	Date/Time		File
770862.74	392454.58	100.0000	0.8866	1.0000	7/25/2017	11:06 AM	GEDIT.RS

Component: d-BHC

Level : 1

Area	Height	Vol Adj Amt	ISTD Response	ISTD Amount	Date/Time		File
120596.32	67213.87	5.0000	0.1433	0.0500	7/25/2017	11:06 AM	GEDIT.RS

Level : 2

Area	Height	Vol Adj Amt	ISTD Response	ISTD Amount	Date/Time	File
206856.25	112890.17	10.0000	0.2374	0.1000	7/25/2017 11:06 AM	GEDIT.RS

Level : 3

Area	Height	Vol Adj Amt	ISTD Response	ISTD Amount	Date/Time	File
500971.07	270945.78	25.0000	0.5824	0.2500	7/25/2017 11:06 AM	GEDIT.RS

Level : 4

Area	Height	Vol Adj Amt	ISTD Response	ISTD Amount	Date/Time	File
940913.96	495098.62	50.0000	1.1077	0.5000	7/25/2017 11:06 AM	GEDIT.RS

Level : 5

Area	Height	Vol Adj Amt	ISTD Response	ISTD Amount	Date/Time	File
1298905.69	689731.12	75.0000	1.5716	0.7500	7/25/2017 11:06 AM	GEDIT.RS

Level : 6

Area	Height	Vol Adj Amt	ISTD Response	ISTD Amount	Date/Time	File
1743802.54	901544.68	100.0000	2.0056	1.0000	7/25/2017 11:06 AM	GEDIT.RS

Component: Heptachlor

Level : 1

Area	Height	Vol Adj Amt	ISTD Response	ISTD Amount	Date/Time	File
94648.66	51973.83	5.0000	0.1125	0.0500	7/25/2017 11:06 AM	GEDIT.RS

Level : 2

Area	Height	Vol Adj Amt	ISTD Response	ISTD Amount	Date/Time	File
175144.04	95422.08	10.0000	0.2010	0.1000	7/25/2017 11:06 AM	GEDIT.RS

Level : 3

Area	Height	Vol Adj Amt	ISTD Response	ISTD Amount	Date/Time	File
408702.59	219777.68	25.0000	0.4751	0.2500	7/25/2017 11:06 AM	GEDIT.RS

Level : 4

Area	Height	Vol Adj Amt	ISTD Response	ISTD Amount	Date/Time	File
751629.03	399351.32	50.0000	0.8848	0.5000	7/25/2017 11:06 AM	GEDIT.RS

Level : 5

Area	Height	Vol Adj Amt	ISTD Response	ISTD Amount	Date/Time	File
1032439.98	550612.63	75.0000	1.2492	0.7500	7/25/2017 11:06 AM	GEDIT.RS

Level : 6

Area	Height	Vol Adj Amt	ISTD Response	ISTD Amount	Date/Time	File
1353047.81	716889.50	100.0000	1.5562	1.0000	7/25/2017 11:06 AM	GEDIT.RS

Component: Aldrin

Level : 1a

Area	Height	Vol Adj Amt	ISTD Response	ISTD Amount	Date/Time	File
52467.33	28351.89	2.5000	0.0607	0.0250	7/25/2017 11:06 AM	GEDIT.RS

Level : 1

Area	Height	Vol Adj Amt	ISTD Response	ISTD Amount	Date/Time	File
108307.75	58869.42	5.0000	0.1287	0.0500	7/25/2017 11:06 AM	GEDIT.RS

Level : 2

Area	Height	Vol Adj Amt	ISTD Response	ISTD Amount	Date/Time	File
185453.47	98100.98	10.0000	0.2128	0.1000	7/25/2017 11:06 AM	GEDIT.RS

Level : 3

Area	Height	Vol Adj Amt	ISTD Response	ISTD Amount	Date/Time	File
441114.70	229057.07	25.0000	0.5128	0.2500	7/25/2017 11:06 AM	GEDIT.RS

Level : 4

Area	Height	Vol Adj Amt	ISTD Response	ISTD Amount	Date/Time	File
839650.17	419281.10	50.0000	0.9884	0.5000	7/25/2017 11:06 AM	GEDIT.RS

Level : 5

Area	Height	Vol Adj Amt	ISTD Response	ISTD Amount	Date/Time	File
1157754.80	587472.68	75.0000	1.4008	0.7500	7/25/2017 11:06 AM	GEDIT.RS

Level : 6

Area	Height	Vol Adj Amt	ISTD Response	ISTD Amount	Date/Time	File
1534510.77	778821.85	100.0000	1.7649	1.0000	7/25/2017 11:06 AM	GEDIT.RS

Component: Heptachlor epoxide

Level : 1

Area	Height	Vol Adj Amt	ISTD Response	ISTD Amount	Date/Time	File
95120.57	50305.45	5.0000	0.1130	0.0500	7/25/2017 11:06 AM	GEDIT.RS

Level : 2

Area	Height	Vol Adj Amt	ISTD Response	ISTD Amount	Date/Time	File
159935.60	83839.37	10.0000	0.1835	0.1000	7/25/2017 11:06 AM	GEDIT.RS

Level : 3

Area	Height	Vol Adj Amt	ISTD Response	ISTD Amount	Date/Time	File
386185.66	194927.85	25.0000	0.4490	0.2500	7/25/2017 11:06 AM	GEDIT.RS

Level : 4

Area	Height	Vol Adj Amt	ISTD Response	ISTD Amount	Date/Time		File
730112.71	353384.88	50.0000	0.8595	0.5000	7/25/2017	11:06 AM	GEDIT.RS

Level : 5

Area	Height	Vol Adj Amt	ISTD Response	ISTD Amount	Date/Time		File
1004204.32	487868.91	75.0000	1.2151	0.7500	7/25/2017	11:06 AM	GEDIT.RS

Level : 6

Area	Height	Vol Adj Amt	ISTD Response	ISTD Amount	Date/Time		File
1317319.62	632411.03	100.0000	1.5151	1.0000	7/25/2017	11:06 AM	GEDIT.RS

Component: g-Chlordane

Level : 1a

Area	Height	Vol Adj Amt	ISTD Response	ISTD Amount	Date/Time		File
46981.21	23981.62	2.5000	0.0544	0.0250	7/25/2017	11:06 AM	GEDIT.RS

Level : 1

Area	Height	Vol Adj Amt	ISTD Response	ISTD Amount	Date/Time		File
97198.89	49087.35	5.0000	0.1155	0.0500	7/25/2017	11:06 AM	GEDIT.RS

Level : 2

Area	Height	Vol Adj Amt	ISTD Response	ISTD Amount	Date/Time		File
164325.61	83334.26	10.0000	0.1886	0.1000	7/25/2017	11:06 AM	GEDIT.RS

Level : 3

Area	Height	Vol Adj Amt	ISTD Response	ISTD Amount	Date/Time		File
394507.15	196268.15	25.0000	0.4586	0.2500	7/25/2017	11:06 AM	GEDIT.RS

Level : 4

Area	Height	Vol Adj Amt	ISTD Response	ISTD Amount	Date/Time		File
755988.67	371342.04	50.0000	0.8900	0.5000	7/25/2017	11:06 AM	GEDIT.RS

Level : 5

Area	Height	Vol Adj Amt	ISTD Response	ISTD Amount	Date/Time		File
1054018.56	494982.00	75.0000	1.2753	0.7500	7/25/2017	11:06 AM	GEDIT.RS

Level : 6

Area	Height	Vol Adj Amt	ISTD Response	ISTD Amount	Date/Time		File
1388012.80	656853.89	100.0000	1.5964	1.0000	7/25/2017	11:06 AM	GEDIT.RS

Component: a-Chlordane

Level : 1a

Area	Height	Vol Adj Amt	ISTD Response	ISTD Amount	Date/Time		File
44390.89	23819.24	2.5000	0.0514	0.0250	7/25/2017	11:06 AM	GEDIT.RS

Level : 1

Area	Height	Vol Adj Amt	ISTD Response	ISTD Amount	Date/Time	File
90639.34	48568.77	5.0000	0.1077	0.0500	7/25/2017 11:06 AM	GEDIT.RS

Level : 2

Area	Height	Vol Adj Amt	ISTD Response	ISTD Amount	Date/Time	File
157655.49	81780.21	10.0000	0.1809	0.1000	7/25/2017 11:06 AM	GEDIT.RS

Level : 3

Area	Height	Vol Adj Amt	ISTD Response	ISTD Amount	Date/Time	File
376655.33	191137.21	25.0000	0.4379	0.2500	7/25/2017 11:06 AM	GEDIT.RS

Level : 4

Area	Height	Vol Adj Amt	ISTD Response	ISTD Amount	Date/Time	File
727889.44	355641.94	50.0000	0.8569	0.5000	7/25/2017 11:06 AM	GEDIT.RS

Level : 5

Area	Height	Vol Adj Amt	ISTD Response	ISTD Amount	Date/Time	File
1073220.23	483718.86	75.0000	1.2986	0.7500	7/25/2017 11:06 AM	GEDIT.RS

Level : 6

Area	Height	Vol Adj Amt	ISTD Response	ISTD Amount	Date/Time	File
1289542.50	645978.39	100.0000	1.4832	1.0000	7/25/2017 11:06 AM	GEDIT.RS

Component: Endosulfan I

Level : 1

Area	Height	Vol Adj Amt	ISTD Response	ISTD Amount	Date/Time	File
86281.17	40867.16	5.0000	0.1025	0.0500	7/25/2017 11:06 AM	GEDIT.RS

Level : 2

Area	Height	Vol Adj Amt	ISTD Response	ISTD Amount	Date/Time	File
152060.06	73164.78	10.0000	0.1745	0.1000	7/25/2017 11:06 AM	GEDIT.RS

Level : 3

Area	Height	Vol Adj Amt	ISTD Response	ISTD Amount	Date/Time	File
365759.09	173729.44	25.0000	0.4252	0.2500	7/25/2017 11:06 AM	GEDIT.RS

Level : 4

Area	Height	Vol Adj Amt	ISTD Response	ISTD Amount	Date/Time	File
688928.35	325498.31	50.0000	0.8110	0.5000	7/25/2017 11:06 AM	GEDIT.RS

Level : 5

Area	Height	Vol Adj Amt	ISTD Response	ISTD Amount	Date/Time	File
884315.35	447352.42	75.0000	1.0700	0.7500	7/25/2017 11:06 AM	GEDIT.RS

Level : 6

Area	Height	Vol Adj Amt	ISTD Response	ISTD Amount	Date/Time	File
1323725.42	576518.52	100.0000	1.5225	1.0000	7/25/2017 11:06 AM	GEDIT.RS

Component: 4,4'-DDE

Level : 1a

Area	Height	Vol Adj Amt	ISTD Response	ISTD Amount	Date/Time	File
40748.31	20143.08	2.5000	0.0472	0.0250	7/25/2017 11:06 AM	GEDIT.RS

Level : 1

Area	Height	Vol Adj Amt	ISTD Response	ISTD Amount	Date/Time	File
84344.51	41695.44	5.0000	0.1002	0.0500	7/25/2017 11:06 AM	GEDIT.RS

Level : 2

Area	Height	Vol Adj Amt	ISTD Response	ISTD Amount	Date/Time	File
146276.05	71029.25	10.0000	0.1678	0.1000	7/25/2017 11:06 AM	GEDIT.RS

Level : 3

Area	Height	Vol Adj Amt	ISTD Response	ISTD Amount	Date/Time	File
359517.90	172624.15	25.0000	0.4180	0.2500	7/25/2017 11:06 AM	GEDIT.RS

Level : 4

Area	Height	Vol Adj Amt	ISTD Response	ISTD Amount	Date/Time	File
698783.89	326298.00	50.0000	0.8226	0.5000	7/25/2017 11:06 AM	GEDIT.RS

Level : 5

Area	Height	Vol Adj Amt	ISTD Response	ISTD Amount	Date/Time	File
966479.09	465806.29	75.0000	1.1694	0.7500	7/25/2017 11:06 AM	GEDIT.RS

Level : 6

Area	Height	Vol Adj Amt	ISTD Response	ISTD Amount	Date/Time	File
1284280.45	606275.88	100.0000	1.4771	1.0000	7/25/2017 11:06 AM	GEDIT.RS

Component: Dieldrin

Level : 1g

Area	Height	Vol Adj Amt	ISTD Response	ISTD Amount	Date/Time	File
28651.00	14410.95	1.5000	0.0326	0.0150	7/25/2017 11:06 AM	GEDIT.RS

Level : 1a

Area	Height	Vol Adj Amt	ISTD Response	ISTD Amount	Date/Time	File
43693.94	22055.04	2.5000	0.0506	0.0250	7/25/2017 11:06 AM	GEDIT.RS

Level : 1

Area	Height	Vol Adj Amt	ISTD Response	ISTD Amount	Date/Time	File
91148.02	45102.46	5.0000	0.1083	0.0500	7/25/2017 11:06 AM	GEDIT.RS

Level : 2

Area	Height	Vol Adj Amt	ISTD Response	ISTD Amount	Date/Time	File
155244.33	76446.56	10.0000	0.1781	0.1000	7/25/2017 11:06 AM	GEDIT.RS

Level : 3

Area	Height	Vol Adj Amt	ISTD Response	ISTD Amount	Date/Time	File
377210.08	184077.97	25.0000	0.4385	0.2500	7/25/2017 11:06 AM	GEDIT.RS

Level : 4

Area	Height	Vol Adj Amt	ISTD Response	ISTD Amount	Date/Time	File
722544.16	342166.51	50.0000	0.8506	0.5000	7/25/2017 11:06 AM	GEDIT.RS

Level : 5

Area	Height	Vol Adj Amt	ISTD Response	ISTD Amount	Date/Time	File
1004449.39	464217.91	75.0000	1.2154	0.7500	7/25/2017 11:06 AM	GEDIT.RS

Level : 6

Area	Height	Vol Adj Amt	ISTD Response	ISTD Amount	Date/Time	File
1321812.12	617901.68	100.0000	1.5203	1.0000	7/25/2017 11:06 AM	GEDIT.RS

Component: Endrin

Level : 1

Area	Height	Vol Adj Amt	ISTD Response	ISTD Amount	Date/Time	File
83969.33	40421.51	5.0000	0.0998	0.0500	7/25/2017 11:06 AM	GEDIT.RS

Level : 2

Area	Height	Vol Adj Amt	ISTD Response	ISTD Amount	Date/Time	File
138833.34	67119.70	10.0000	0.1593	0.1000	7/25/2017 11:06 AM	GEDIT.RS

Level : 3

Area	Height	Vol Adj Amt	ISTD Response	ISTD Amount	Date/Time	File
334394.97	155536.77	25.0000	0.3888	0.2500	7/25/2017 11:06 AM	GEDIT.RS

Level : 4

Area	Height	Vol Adj Amt	ISTD Response	ISTD Amount	Date/Time	File
648659.80	297877.64	50.0000	0.7636	0.5000	7/25/2017 11:06 AM	GEDIT.RS

Level : 5

Area	Height	Vol Adj Amt	ISTD Response	ISTD Amount	Date/Time	File
871647.22	406495.83	75.0000	1.0547	0.7500	7/25/2017 11:06 AM	GEDIT.RS

Level : 6

Area	Height	Vol Adj Amt	ISTD Response	ISTD Amount	Date/Time	File
1139316.20	514951.57	100.0000	1.3104	1.0000	7/25/2017 11:06 AM	GEDIT.RS

Component: Endrin Breakdown

This component has no calibration levels

Component: 4,4'-DDD

Level : 1a

Area	Height	Vol Adj Amt	ISTD Response	ISTD Amount	Date/Time	File
31989.75	15791.10	2.5000	0.0370	0.0250	7/25/2017 11:06 AM	GEDIT.RS

Level : 1

Area	Height	Vol Adj Amt	ISTD Response	ISTD Amount	Date/Time	File
67856.13	33593.74	5.0000	0.0806	0.0500	7/25/2017 11:06 AM	GEDIT.RS

Level : 2

Area	Height	Vol Adj Amt	ISTD Response	ISTD Amount	Date/Time	File
116981.24	56934.66	10.0000	0.1342	0.1000	7/25/2017 11:06 AM	GEDIT.RS

Level : 3

Area	Height	Vol Adj Amt	ISTD Response	ISTD Amount	Date/Time	File
284048.94	137241.17	25.0000	0.3302	0.2500	7/25/2017 11:06 AM	GEDIT.RS

Level : 4

Area	Height	Vol Adj Amt	ISTD Response	ISTD Amount	Date/Time	File
569419.38	265821.80	50.0000	0.6703	0.5000	7/25/2017 11:06 AM	GEDIT.RS

Level : 5

Area	Height	Vol Adj Amt	ISTD Response	ISTD Amount	Date/Time	File
727175.21	357776.15	75.0000	0.8799	0.7500	7/25/2017 11:06 AM	GEDIT.RS

Level : 6

Area	Height	Vol Adj Amt	ISTD Response	ISTD Amount	Date/Time	File
947215.68	451270.67	100.0000	1.0894	1.0000	7/25/2017 11:06 AM	GEDIT.RS

Component: Endosulfan II

Level : 1

Area	Height	Vol Adj Amt	ISTD Response	ISTD Amount	Date/Time	File
80116.68	40121.80	5.0000	0.0952	0.0500	7/25/2017 11:06 AM	GEDIT.RS

Level : 2

Area	Height	Vol Adj Amt	ISTD Response	ISTD Amount	Date/Time	File
133677.31	67877.49	10.0000	0.1534	0.1000	7/25/2017 11:06 AM	GEDIT.RS

Level : 3

Area	Height	Vol Adj Amt	ISTD Response	ISTD Amount	Date/Time	File
318424.31	156325.77	25.0000	0.3702	0.2500	7/25/2017 11:06 AM	GEDIT.RS

Level : 4

Area	Height	Vol Adj Amt	ISTD Response	ISTD Amount	Date/Time	File
593386.74	296098.13	50.0000	0.6985	0.5000	7/25/2017 11:06 AM	GEDIT.RS

Level : 5

Area	Height	Vol Adj Amt	ISTD Response	ISTD Amount	Date/Time	File
875165.03	393761.65	75.0000	1.0589	0.7500	7/25/2017 11:06 AM	GEDIT.RS

Level : 6

Area	Height	Vol Adj Amt	ISTD Response	ISTD Amount	Date/Time	File
1121999.45	502233.72	100.0000	1.2905	1.0000	7/25/2017 11:06 AM	GEDIT.RS

Component: Endrin aldehyde

Level : 1

Area	Height	Vol Adj Amt	ISTD Response	ISTD Amount	Date/Time	File
71510.36	34089.90	5.0000	0.0850	0.0500	7/25/2017 11:06 AM	GEDIT.RS

Level : 2

Area	Height	Vol Adj Amt	ISTD Response	ISTD Amount	Date/Time	File
118604.31	56526.12	10.0000	0.1361	0.1000	7/25/2017 11:06 AM	GEDIT.RS

Level : 3

Area	Height	Vol Adj Amt	ISTD Response	ISTD Amount	Date/Time	File
276716.11	129307.70	25.0000	0.3217	0.2500	7/25/2017 11:06 AM	GEDIT.RS

Level : 4

Area	Height	Vol Adj Amt	ISTD Response	ISTD Amount	Date/Time	File
534860.25	247376.37	50.0000	0.6296	0.5000	7/25/2017 11:06 AM	GEDIT.RS

Level : 5

Area	Height	Vol Adj Amt	ISTD Response	ISTD Amount	Date/Time	File
737108.61	335254.70	75.0000	0.8919	0.7500	7/25/2017 11:06 AM	GEDIT.RS

Level : 6

Area	Height	Vol Adj Amt	ISTD Response	ISTD Amount	Date/Time	File
954168.68	427775.12	100.0000	1.0974	1.0000	7/25/2017 11:06 AM	GEDIT.RS

Component: 4,4'-DDT

Level : 1a

Area	Height	Vol Adj Amt	ISTD Response	ISTD Amount	Date/Time		File
32019.50	16486.13	2.5000	0.0371	0.0250	7/25/2017	11:06 AM	GEDIT.RS

Level : 1

Area	Height	Vol Adj Amt	ISTD Response	ISTD Amount	Date/Time		File
69415.37	35033.03	5.0000	0.0825	0.0500	7/25/2017	11:06 AM	GEDIT.RS

Level : 2

Area	Height	Vol Adj Amt	ISTD Response	ISTD Amount	Date/Time		File
113692.24	58037.23	10.0000	0.1305	0.1000	7/25/2017	11:06 AM	GEDIT.RS

Level : 3

Area	Height	Vol Adj Amt	ISTD Response	ISTD Amount	Date/Time		File
268450.91	136510.09	25.0000	0.3121	0.2500	7/25/2017	11:06 AM	GEDIT.RS

Level : 4

Area	Height	Vol Adj Amt	ISTD Response	ISTD Amount	Date/Time		File
513294.69	257275.51	50.0000	0.6043	0.5000	7/25/2017	11:06 AM	GEDIT.RS

Level : 5

Area	Height	Vol Adj Amt	ISTD Response	ISTD Amount	Date/Time		File
707049.17	345831.49	75.0000	0.8555	0.7500	7/25/2017	11:06 AM	GEDIT.RS

Level : 6

Area	Height	Vol Adj Amt	ISTD Response	ISTD Amount	Date/Time		File
915981.20	454907.54	100.0000	1.0535	1.0000	7/25/2017	11:06 AM	GEDIT.RS

Component: DDT Breakdown

This component has no calibration levels

Component: Endosulfan sulfate

Level : 1

Area	Height	Vol Adj Amt	ISTD Response	ISTD Amount	Date/Time		File
78381.70	37766.91	5.0000	0.0931	0.0500	7/25/2017	11:06 AM	GEDIT.RS

Level : 2

Area	Height	Vol Adj Amt	ISTD Response	ISTD Amount	Date/Time		File
127687.53	62885.86	10.0000	0.1465	0.1000	7/25/2017	11:06 AM	GEDIT.RS

Level : 3

Area	Height	Vol Adj Amt	ISTD Response	ISTD Amount	Date/Time		File
297275.85	142100.06	25.0000	0.3456	0.2500	7/25/2017	11:06 AM	GEDIT.RS

Level : 4

Area	Height	Vol Adj Amt	ISTD Response	ISTD Amount	Date/Time		File

564440.09	271313.85	50.0000	0.6645	0.5000	7/25/2017	11:06 AM	GEDIT.RS

Level : 5

Area	Height	Vol Adj Amt	ISTD Response	ISTD Amount	Date/Time		File
776489.12	369323.04	75.0000	0.9395	0.7500	7/25/2017	11:06 AM	GEDIT.RS

Level : 6

Area	Height	Vol Adj Amt	ISTD Response	ISTD Amount	Date/Time		File
1006380.39	464321.01	100.0000	1.1575	1.0000	7/25/2017	11:06 AM	GEDIT.RS

Component: Methoxychlor

Level : 1

Area	Height	Vol Adj Amt	ISTD Response	ISTD Amount	Date/Time		File
36183.13	19717.15	5.0000	0.0430	0.0500	7/25/2017	11:06 AM	GEDIT.RS

Level : 2

Area	Height	Vol Adj Amt	ISTD Response	ISTD Amount	Date/Time		File
60780.74	32650.84	10.0000	0.0697	0.1000	7/25/2017	11:06 AM	GEDIT.RS

Level : 3

Area	Height	Vol Adj Amt	ISTD Response	ISTD Amount	Date/Time		File
140571.52	73788.45	25.0000	0.1634	0.2500	7/25/2017	11:06 AM	GEDIT.RS

Level : 4

Area	Height	Vol Adj Amt	ISTD Response	ISTD Amount	Date/Time		File
265744.97	135473.86	50.0000	0.3128	0.5000	7/25/2017	11:06 AM	GEDIT.RS

Level : 5

Area	Height	Vol Adj Amt	ISTD Response	ISTD Amount	Date/Time		File
368542.86	178600.37	75.0000	0.4459	0.7500	7/25/2017	11:06 AM	GEDIT.RS

Level : 6

Area	Height	Vol Adj Amt	ISTD Response	ISTD Amount	Date/Time		File
471001.50	226183.77	100.0000	0.5417	1.0000	7/25/2017	11:06 AM	GEDIT.RS

Component: Endrin Ketone

Level : 1

Area	Height	Vol Adj Amt	ISTD Response	ISTD Amount	Date/Time		File
82757.79	40353.70	5.0000	0.0983	0.0500	7/25/2017	11:06 AM	GEDIT.RS

Level : 2

Area	Height	Vol Adj Amt	ISTD Response	ISTD Amount	Date/Time		File
142328.58	68620.39	10.0000	0.1633	0.1000	7/25/2017	11:06 AM	GEDIT.RS

Level : 3

Area	Height	Vol Adj Amt	ISTD Response	ISTD Amount	Date/Time		File
338509.64	158427.14	25.0000	0.3935	0.2500	7/25/2017	11:06 AM	GEDIT.RS

Level : 4

Area	Height	Vol Adj Amt	ISTD Response	ISTD Amount	Date/Time		File
637106.81	300396.44	50.0000	0.7500	0.5000	7/25/2017	11:06 AM	GEDIT.RS

Level : 5

Area	Height	Vol Adj Amt	ISTD Response	ISTD Amount	Date/Time		File
879833.96	405919.68	75.0000	1.0646	0.7500	7/25/2017	11:06 AM	GEDIT.RS

Level : 6

Area	Height	Vol Adj Amt	ISTD Response	ISTD Amount	Date/Time		File
1129681.35	512983.65	100.0000	1.2993	1.0000	7/25/2017	11:06 AM	GEDIT.RS

Component: Mirex

Level : 2

Area	Height	Vol Adj Amt	ISTD Response	ISTD Amount	Date/Time		File
102838.46	50144.40	10.0000	0.1180	0.1000	7/25/2017	11:06 AM	GEDIT.RS

Level : 3

Area	Height	Vol Adj Amt	ISTD Response	ISTD Amount	Date/Time		File
231600.40	109233.67	25.0000	0.2692	0.2500	7/25/2017	11:06 AM	GEDIT.RS

Level : 4

Area	Height	Vol Adj Amt	ISTD Response	ISTD Amount	Date/Time		File
411889.56	194845.69	50.0000	0.4849	0.5000	7/25/2017	11:06 AM	GEDIT.RS

Level : 5

Area	Height	Vol Adj Amt	ISTD Response	ISTD Amount	Date/Time		File
584468.22	267078.16	75.0000	0.7072	0.7500	7/25/2017	11:06 AM	GEDIT.RS

Level : 6

Area	Height	Vol Adj Amt	ISTD Response	ISTD Amount	Date/Time		File
761789.95	345503.62	100.0000	0.8762	1.0000	7/25/2017	11:06 AM	GEDIT.RS

Component: % DCBP

Level : 1

Area	Height	Vol Adj Amt	ISTD Response	ISTD Amount	Date/Time		File
218898.68	100728.12	20.0000	0.2601	0.2000	7/25/2017	11:06 AM	GEDIT.RS

Level : 2

Area	Height	Vol Adj Amt	ISTD Response	ISTD Amount	Date/Time		File

398471.71	181225.20	40.0000	0.4572	0.4000	7/25/2017	11:06 AM	GEDIT.RS

Level : 3

Area	Height	Vol Adj Amt	ISTD Response	ISTD Amount	Date/Time		File
545725.11	245778.62	60.0000	0.6344	0.6000	7/25/2017	11:06 AM	GEDIT.RS

Level : 4

Area	Height	Vol Adj Amt	ISTD Response	ISTD Amount	Date/Time		File
699739.26	314019.71	80.0000	0.8237	0.8000	7/25/2017	11:06 AM	GEDIT.RS

Level : 5

Area	Height	Vol Adj Amt	ISTD Response	ISTD Amount	Date/Time		File
822822.03	369609.74	100.0000	0.9956	1.0000	7/25/2017	11:06 AM	GEDIT.RS

Level : 6

Area	Height	Vol Adj Amt	ISTD Response	ISTD Amount	Date/Time		File
997329.26	431897.45	120.0000	1.1471	1.2000	7/25/2017	11:06 AM	GEDIT.RS

Client Id: Initial Calibration

Software Version: 4.1<1L22>
Date: 7/25/2017 11:10 AM
Sample Name : MIX 6;13S
Data File : E:\TC2017\ECD10\07-JUL\724A008.RAW Date: 7/24/2017 12:11 PM
Sequence File: E:\TC2017\ECD10\07-JUL\PEST.SEQ Cycle: 508 Channel : A
Instrument : AUTO_ECD10 Rack/Vial: 0/6 Operator: cw
Sample Amount : 1.0000 Dilution Factor : 1.00

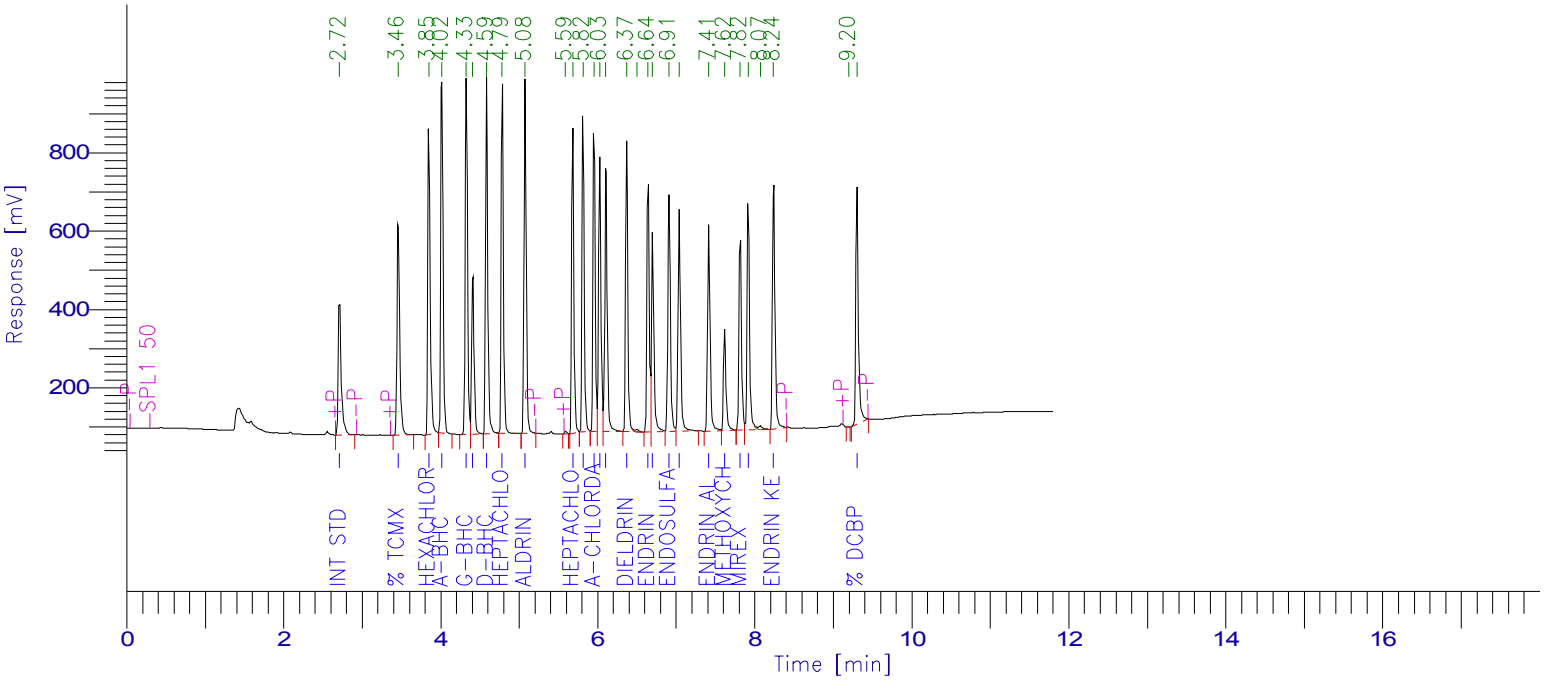

PESTICIDE REPORT

Peak #	Time [min]	Component Name	Raw Amount	Surrogate Recovery TCMX & DCBP	Multiplier	Adjusted Amount for Labowrks	Area [µV·s]
1	2.715	Int Std	100.0000	250.0000	1.0000	100.0000	920041.72
2	3.461	% TCMX	106.7981	266.9952	1.0000	106.7981	1302219.14
3	3.853	Hexachlorobenzene	83.1288	207.8220	1.0000	83.1288	1696422.50
4	4.016	a-BHC	93.6746	234.1865	1.0000	93.6746	1994578.33
5	4.330	g-BHC	92.6267	231.5668	1.0000	92.6267	1878233.04
6	4.411	b-BHC	88.7762	221.9406	1.0000	88.7762	864747.59
7	4.587	d-BHC	95.4879	238.7199	1.0000	95.4879	1901991.69
8	4.788	Heptachlor	89.6304	224.0760	1.0000	89.6304	1731565.76
9	5.078	Aldrin	91.8214	229.5534	1.0000	91.8214	1760106.64
11	5.685	Heptachlor epoxide	89.7446	224.3615	1.0000	89.7446	1510015.40
12	5.815	g-Chlordane	90.1288	225.3219	1.0000	90.1288	1597189.07
13	5.956	a-Chlordane	88.3536	220.8840	1.0000	88.3536	1567657.14
14	6.028	4,4'-DDE	102.0210	255.0524	1.0000	102.0210	1419233.09
15	6.106	Endosulfan I	88.1573	220.3933	1.0000	88.1573	1531451.86
16	6.370	Dieldrin	87.6651	219.1627	1.0000	87.6651	1516110.35
18	6.642	Endrin	92.8479	232.1199	1.0000	92.8479	1394387.44
19	6.700	4,4'-DDD	95.1979	237.9946	1.0000	95.1979	1072548.45
20	6.910	Endosulfan II	89.7170	224.2924	1.0000	89.7170	1351534.48
21	7.040	4,4'-DDT	95.9886	239.9716	1.0000	95.9886	1254498.32
22	7.414	Endrin aldehyde	86.7248	216.8120	1.0000	86.7248	1182408.62
23	7.618	Methoxychlor	81.1066	202.7664	1.0000	81.1066	571706.48
24	7.815	Mirex	85.1117	212.7793	1.0000	85.1117	1101575.56
25	7.917	Endosulfan sulfate	86.1660	215.4150	1.0000	86.1660	1289278.29
27	8.241	Endrin Ketone	85.3990	213.4976	1.0000	85.3990	1430124.57
29	9.301	% DCBP	99.4915	248.7287	1.0000	99.4915	1358109.27
				5714.4137	25.0000	2285.7655	35197734.78

Client Id: Initial Calibration

Software Version: 4.1<1L22>
Date: 7/25/2017 11:11 AM
Sample Name : MIX 6;13S
Data File : E:\TC2017\ECD10\07-JUL\724B008.RAW Date: 7/24/2017 12:11 PM
Sequence File: E:\TC2017\ECD10\07-JUL\PEST.SEQ Cycle: 508 Channel : B
Instrument : AUTO_ECD10 Rack/Vial: 0/6 Operator: cw
Sample Amount : 1.0000 Dilution Factor : 1.00

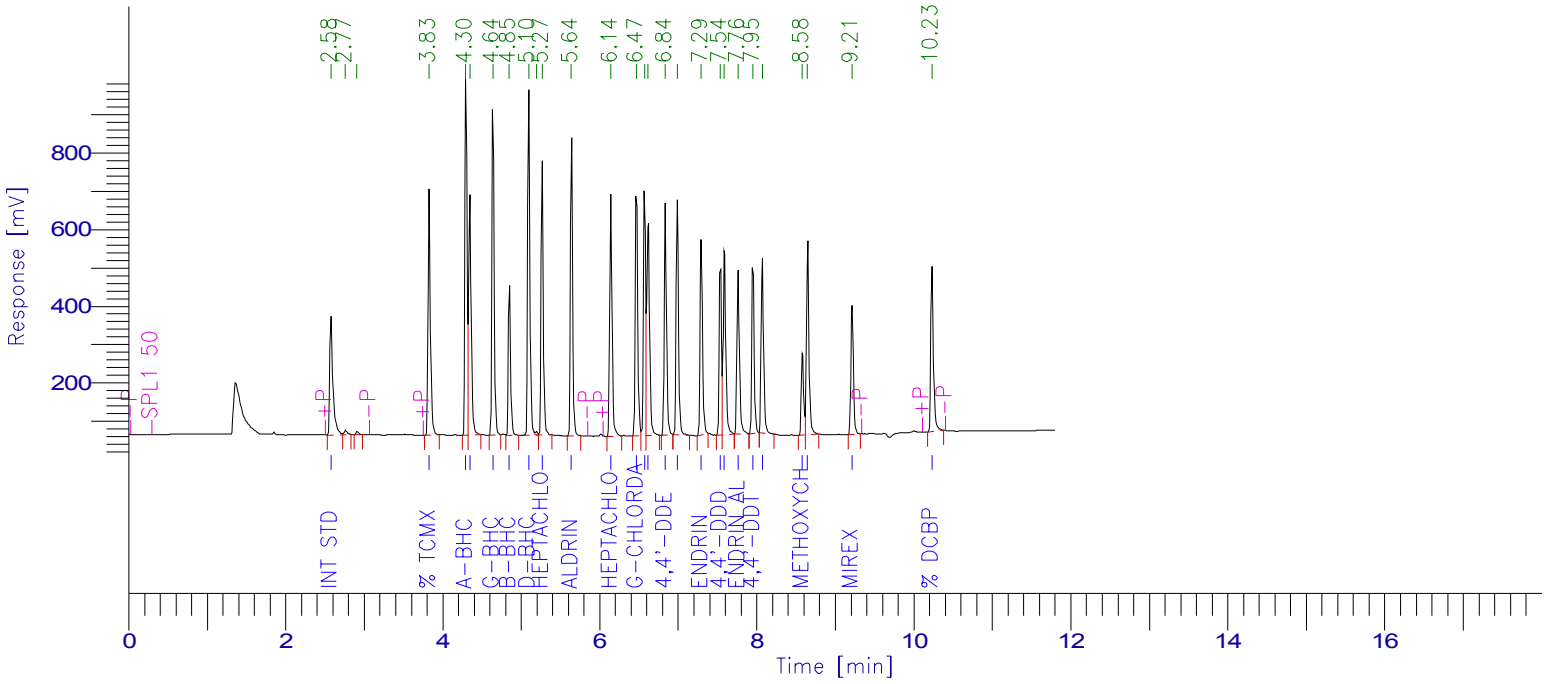

PESTICIDE REPORT

Peak #	Time [min]	Component Name	Raw Amount	Surrogate Recovery TCMX & DCBP	Multiplier	Adjusted Amount for Labowrks	Area [µV·s]
1	2.582	Int Std	100.0000	250.0000	1.0000	100.0000	869448.98
4	3.830	% TCMX	101.6011	254.0027	1.0000	101.6011	1387992.41
5	4.300	a-BHC	84.9024	212.2561	1.0000	84.9024	1964714.66
6	4.349	Hexachlorobenzene	84.1151	210.2878	1.0000	84.1151	1265537.05
7	4.643	g-BHC	83.2317	208.0792	1.0000	83.2317	1671052.98
8	4.852	b-BHC	79.5310	198.8275	1.0000	79.5310	770862.74
9	5.099	d-BHC	86.6648	216.6620	1.0000	86.6648	1743802.54
11	5.269	Heptachlor	83.7352	209.3380	1.0000	83.7352	1353047.91
12	5.642	Aldrin	83.5191	208.7978	1.0000	83.5191	1534510.77
13	6.144	Heptachlor epoxide	84.5991	211.4977	1.0000	84.5991	1317319.62
14	6.468	g-Chlordane	84.1342	210.3356	1.0000	84.1342	1388012.80
15	6.573	a-Chlordane	81.7594	204.3985	1.0000	81.7594	1289542.50
16	6.619	Endosulfan I	90.7393	226.8482	1.0000	90.7393	1323725.42
17	6.837	4,4'-DDE	86.7204	216.8009	1.0000	86.7204	1284280.45
18	6.988	Dieldrin	82.5251	206.3128	1.0000	82.5251	1321812.12
19	7.294	Endrin	83.7548	209.3871	1.0000	83.7548	1139316.20
20	7.536	4,4'-DDD	81.4724	203.6809	1.0000	81.4724	947215.68
21	7.589	Endosulfan II	85.8602	214.6504	1.0000	85.8602	1121999.45
22	7.764	Endrin aldehyde	83.4241	208.5602	1.0000	83.4241	954168.68
23	7.951	4,4'-DDT	81.1471	202.8678	1.0000	81.1471	915981.20
24	8.072	Endosulfan sulfate	82.1954	205.4884	1.0000	82.1954	1006380.39
25	8.581	Methoxychlor	81.8122	204.5305	1.0000	81.8122	471001.50
26	8.648	Endrin Ketone	82.9990	207.4976	1.0000	82.9990	1129681.35
27	9.212	Mirex	86.8207	217.0519	1.0000	86.8207	761789.95
28	10.230	% DCBP	106.1770	265.4424	1.0000	106.1770	997329.26
				5383.6022	25.0000	2153.4409	29930526.61

Client Id: Initial Calibration

Software Version: 4.1<1L22>
Date: 7/25/2017 11:11 AM
Sample Name : MIX 5;13R
Data File : E:\TC2017\ECD10\07-JUL\724A009.RAW Date: 7/24/2017 12:28 PM
Sequence File: E:\TC2017\ECD10\07-JUL\PEST.SEQ Cycle: 509 Channel : A
Instrument : AUTO_ECD10 Rack/Vial: 0/7 Operator: cw
Sample Amount : 1.0000 Dilution Factor : 1.00

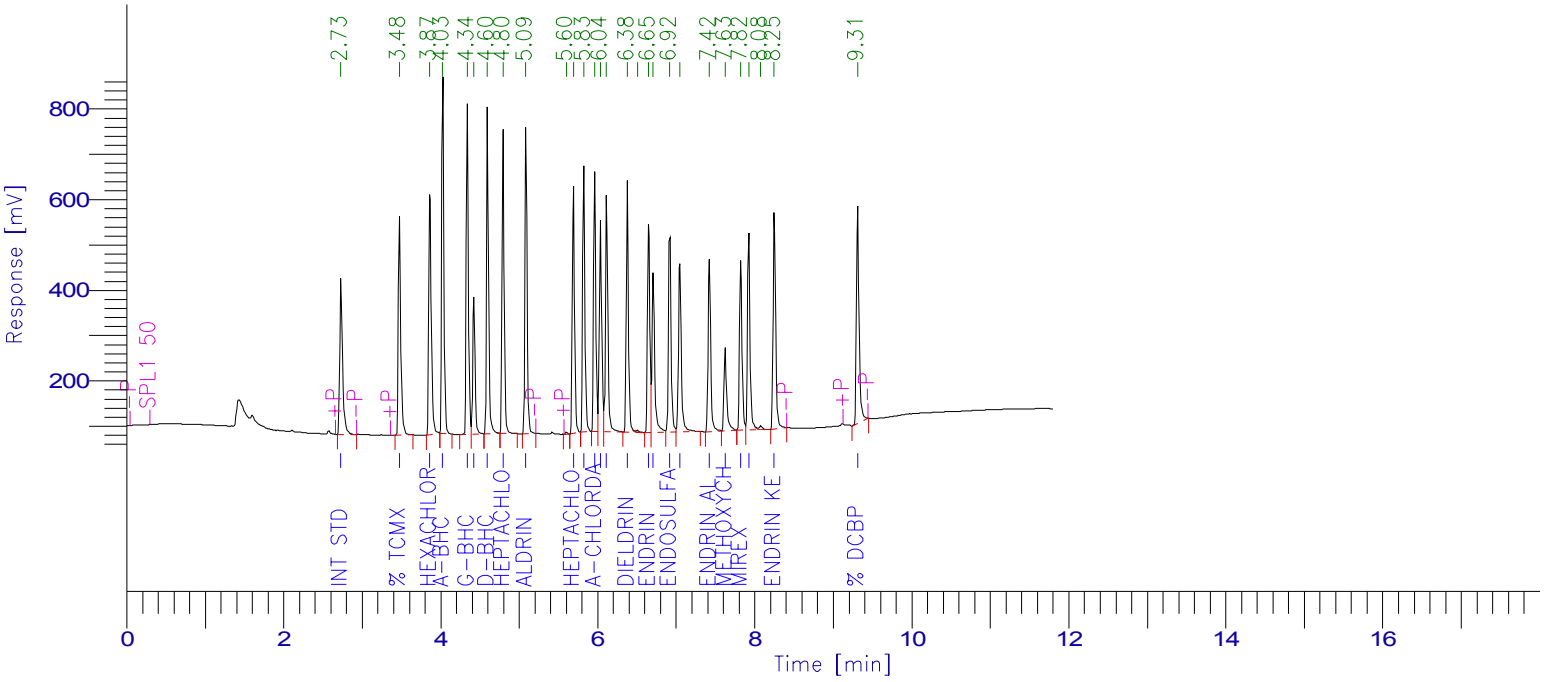

PESTICIDE REPORT

Peak #	Time [min]	Component Name	Raw Amount	Surrogate Recovery TCMX & DCBP	Multiplier	Adjusted Amount for Labowrks	Area [µV·s]
1	2.733	Int Std	100.0000	250.0000	1.0000	100.0000	851361.47
2	3.478	% TCMX	91.1806	227.9515	1.0000	91.1806	1028796.87
3	3.866	Hexachlorobenzene	63.6716	159.1789	1.0000	63.6716	1202360.23
4	4.030	a-BHC	75.8960	189.7400	1.0000	75.8960	1495390.67
5	4.342	g-BHC	71.9768	179.9420	1.0000	71.9768	1350554.71
6	4.424	b-BHC	68.4750	171.1875	1.0000	68.4750	617207.36
7	4.599	d-BHC	74.8548	187.1370	1.0000	74.8548	1379704.68
8	4.798	Heptachlor	69.9906	174.9765	1.0000	69.9906	1251209.28
9	5.089	Aldrin	71.2965	178.2412	1.0000	71.2965	1264648.24
11	5.693	Heptachlor epoxide	70.0685	175.1711	1.0000	70.0685	1090943.29
12	5.825	g-Chlordane	70.2414	175.6034	1.0000	70.2414	1151840.60
13	5.964	a-Chlordane	69.2159	173.0398	1.0000	69.2159	1136420.73
14	6.037	4,4'-DDE	76.0274	190.0685	1.0000	76.0274	978680.20
15	6.115	Endosulfan I	70.8432	177.1080	1.0000	70.8432	1138805.92
16	6.379	Dieldrin	69.6117	174.0291	1.0000	69.6117	1114018.79
18	6.650	Endrin	69.8002	174.5004	1.0000	69.8002	970005.39
19	6.709	4,4'-DDD	80.1340	200.3350	1.0000	80.1340	835435.92
20	6.918	Endosulfan II	72.1026	180.2565	1.0000	72.1026	1005101.60
21	7.046	4,4'-DDT	76.2431	190.6078	1.0000	76.2431	922056.21
22	7.421	Endrin aldehyde	69.5053	173.7631	1.0000	69.5053	876896.80
23	7.625	Methoxychlor	67.7727	169.4318	1.0000	67.7727	442057.25
24	7.822	Mirex	69.0441	172.6102	1.0000	69.0441	826909.33
25	7.924	Endosulfan sulfate	68.6314	171.5784	1.0000	68.6314	950254.13
27	8.249	Endrin Ketone	69.5974	173.9935	1.0000	69.5974	1078500.20
28	9.310	% DCBP	89.3921	223.4804	1.0000	89.3921	1129157.61
				4613.9318	25.0000	1845.5727	26088317.49

Software Version: 4.1<1L22>
Date: 7/25/2017 11:11 AM
Sample Name : MIX 5;13R
Data File : E:\TC2017\ECD10\07-JUL\724B009.RAW Date: 7/24/2017 12:28 PM
Sequence File: E:\TC2017\ECD10\07-JUL\PEST.SEQ Cycle: 509 Channel : B
Instrument : AUTO_ECD10 Rack/Vial: 0/7 Operator: cw
Sample Amount : 1.0000 Dilution Factor : 1.00

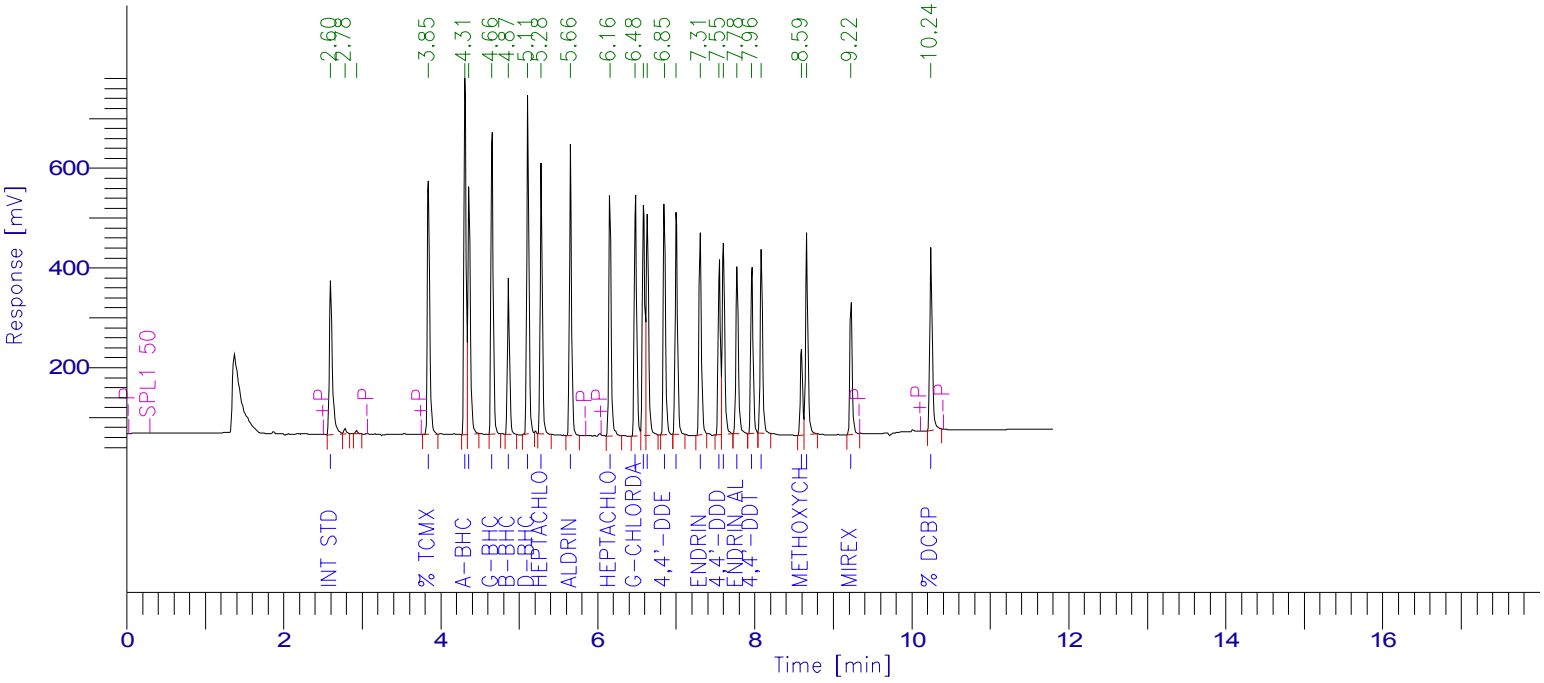

PESTICIDE REPORT

Peak #	Time [min]	Component Name	Raw Amount	Surrogate Recovery TCMX & DCBP	Multiplier	Adjusted Amount for Labowrks	Area [µV·s]
1	2.602	Int Std	100.0000	250.0000	1.0000	100.0000	826469.12
4	3.846	% TCMX	88.5642	221.4104	1.0000	88.5642	1150083.27
5	4.314	a-BHC	65.1789	162.9474	1.0000	65.1789	1433736.12
6	4.364	Hexachlorobenzene	70.5087	176.2719	1.0000	70.5087	1008384.86
7	4.657	g-BHC	65.2449	163.1123	1.0000	65.2449	1245175.90
8	4.865	b-BHC	64.1864	160.4659	1.0000	64.1864	591379.01
9	5.112	d-BHC	67.9111	169.7777	1.0000	67.9111	1298905.69
10	5.282	Heptachlor	67.2167	168.0418	1.0000	67.2167	1032439.98
11	5.655	Aldrin	66.2903	165.7258	1.0000	66.2903	1157754.80
12	6.157	Heptachlor epoxide	67.8444	169.6110	1.0000	67.8444	1004204.32
13	6.482	g-Chlordane	67.2117	168.0293	1.0000	67.2117	1054018.56
14	6.586	a-Chlordane	71.5828	178.9569	1.0000	71.5828	1073220.23
15	6.633	Endosulfan I	63.7708	159.4271	1.0000	63.7708	884315.35
16	6.849	4,4'-DDE	68.6548	171.6371	1.0000	68.6548	966479.09
17	7.002	Dieldrin	65.9724	164.9309	1.0000	65.9724	1004449.39
18	7.307	Endrin	67.4099	168.5248	1.0000	67.4099	871647.22
19	7.549	4,4'-DDD	65.7988	164.4970	1.0000	65.7988	727175.21
20	7.602	Endosulfan II	70.4541	176.1353	1.0000	70.4541	875165.03
21	7.776	Endrin aldehyde	67.7978	169.4944	1.0000	67.7978	737108.61
22	7.964	4,4'-DDT	65.8952	164.7379	1.0000	65.8952	707049.17
23	8.085	Endosulfan sulfate	66.7172	166.7931	1.0000	66.7172	776489.12
24	8.593	Methoxychlor	67.3444	168.3609	1.0000	67.3444	368542.86
25	8.661	Endrin Ketone	68.0041	170.0103	1.0000	68.0041	879833.96
26	9.224	Mirex	70.0756	175.1889	1.0000	70.0756	584468.22
27	10.242	% DCBP	92.1542	230.3855	1.0000	92.1542	822822.03
				4404.4735	25.0000	1761.7894	23081317.13

Client Id: Initial Calibration

Software Version: 4.1<1L22>
Date: 7/25/2017 11:11 AM
Sample Name : MIX 4;15H
Data File : E:\TC2017\ECD10\07-JUL\724A010.RAW Date: 7/24/2017 12:46 PM
Sequence File: E:\TC2017\ECD10\07-JUL\PEST.SEQ Cycle: 510 Channel : A
Instrument : AUTO_ECD10 Rack/Vial: 0/8 Operator: cw
Sample Amount : 1.0000 Dilution Factor : 1.00

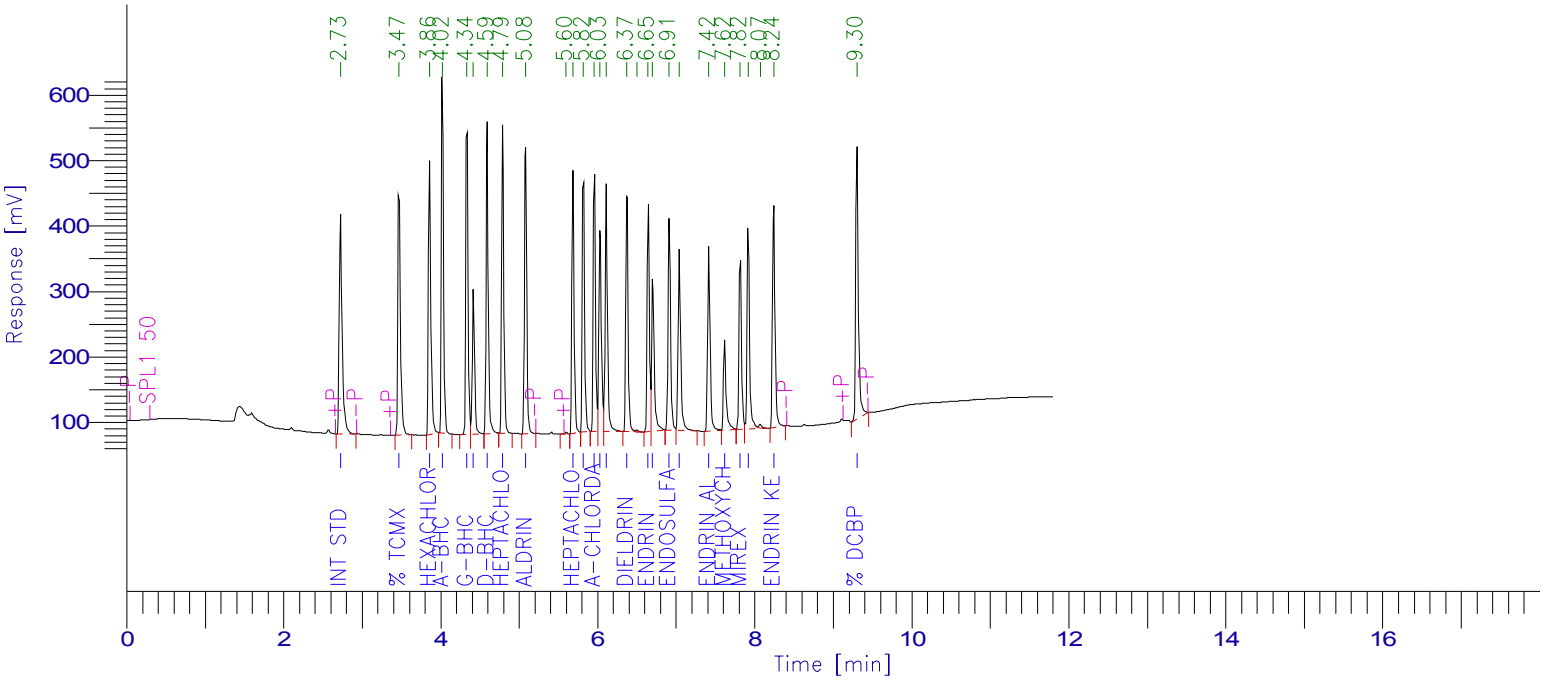

PESTICIDE REPORT

Peak #	Time [min]	Component Name	Raw Amount	Surrogate Recovery TCMX & DCBP	Multiplier	Adjusted Amount for Labowrks	Area [µV·s]
1	2.728	Int Std	100.0000	250.0000	1.0000	100.0000	863967.99
2	3.472	% TCMX	75.0995	187.7487	1.0000	75.0995	859899.67
3	3.862	Hexachlorobenzene	46.2744	115.6860	1.0000	46.2744	886775.06
4	4.024	a-BHC	51.6216	129.0539	1.0000	51.6216	1032168.45
5	4.336	g-BHC	49.5042	123.7605	1.0000	49.5042	942639.08
6	4.418	b-BHC	48.8775	122.1938	1.0000	48.8775	447086.85
7	4.594	d-BHC	51.3398	128.3496	1.0000	51.3398	960294.78
8	4.792	Heptachlor	48.7508	121.8771	1.0000	48.7508	884414.31
9	5.083	Aldrin	49.5392	123.8480	1.0000	49.5392	891732.08
11	5.687	Heptachlor epoxide	48.8984	122.2460	1.0000	48.8984	772605.75
12	5.819	g-Chlordane	48.5307	121.3266	1.0000	48.5307	807605.33
13	5.960	a-Chlordane	48.9970	122.4925	1.0000	48.9970	816369.05
14	6.031	4,4'-DDE	51.5538	128.8845	1.0000	51.5538	673465.33
15	6.111	Endosulfan I	49.2173	123.0432	1.0000	49.2173	802883.94
16	6.373	Dieldrin	48.3706	120.9265	1.0000	48.3706	785553.10
18	6.645	Endrin	50.1895	125.4738	1.0000	50.1895	707806.00
19	6.703	4,4'-DDD	51.4134	128.5335	1.0000	51.4134	543946.57
20	6.912	Endosulfan II	49.3261	123.3153	1.0000	49.3261	697781.60
21	7.040	4,4'-DDT	51.1620	127.9051	1.0000	51.1620	627896.78
22	7.415	Endrin aldehyde	48.8137	122.0343	1.0000	48.8137	624966.10
23	7.617	Methoxychlor	48.3124	120.7811	1.0000	48.3124	319790.91
24	7.815	Mirex	47.7262	119.3156	1.0000	47.7262	580059.03
25	7.917	Endosulfan sulfate	48.5720	121.4300	1.0000	48.5720	682475.36
27	8.241	Endrin Ketone	48.8806	122.2015	1.0000	48.8806	768683.50
28	9.301	% DCBP	75.3406	188.3514	1.0000	75.3406	965756.72
				3340.7785	25.0000	1336.3114	18946623.33

Client Id: Initial Calibration

Software Version: 4.1<1L22>
Date: 7/25/2017 11:11 AM
Sample Name : MIX 4;15H
Data File : E:\TC2017\ECD10\07-JUL\724B010.RAW Date: 7/24/2017 12:46 PM
Sequence File: E:\TC2017\ECD10\07-JUL\PEST.SEQ Cycle: 510 Channel : B
Instrument : AUTO_ECD10 Rack/Vial: 0/8 Operator: cw
Sample Amount : 1.0000 Dilution Factor : 1.00

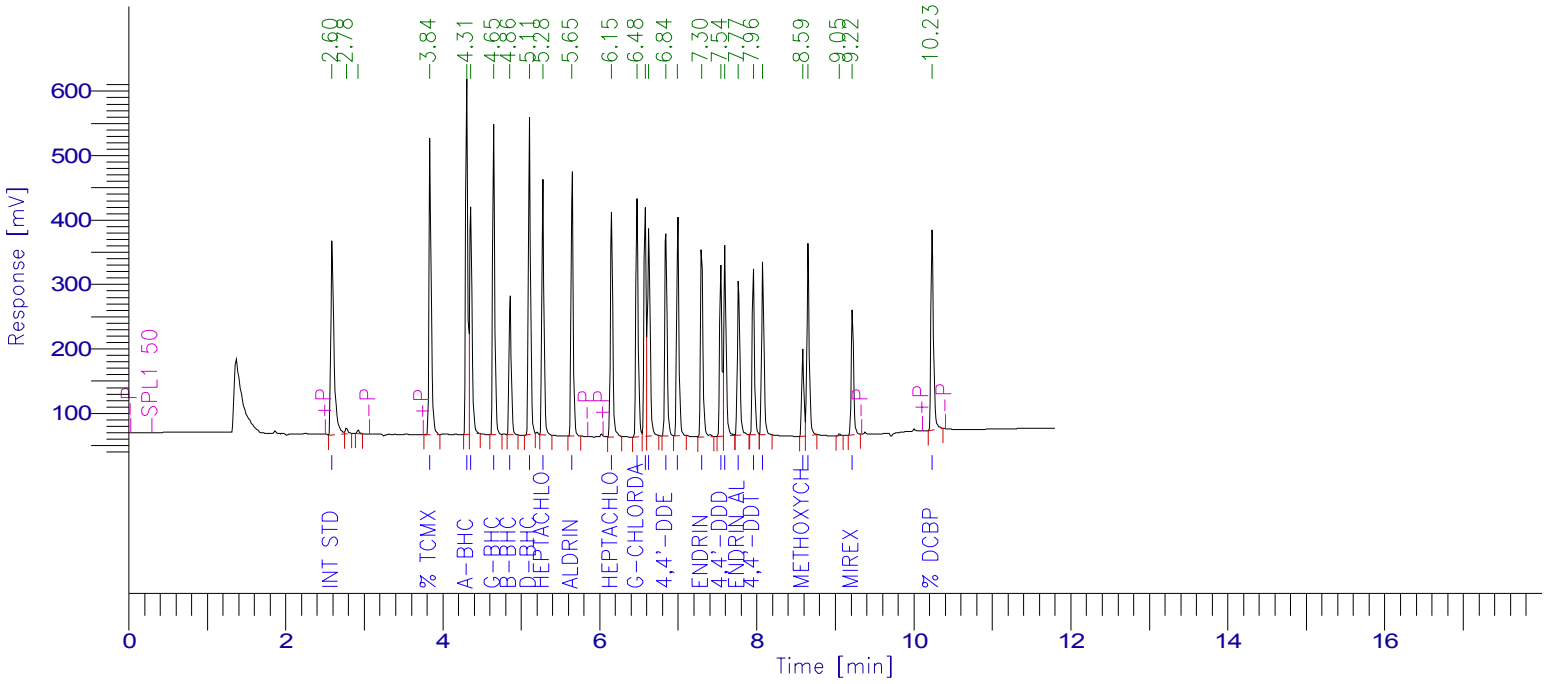

PESTICIDE REPORT

Peak #	Time [min]	Component Name	Raw Amount	Surrogate Recovery TCMX & DCBP	Multiplier	Adjusted Amount for Labowrks	Area [µV·s]
1	2.595	Int Std	100.0000	250.0000	1.0000	100.0000	849462.76
4	3.841	% TCMX	73.3550	183.3874	1.0000	73.3550	979080.81
5	4.310	a-BHC	48.0956	120.2390	1.0000	48.0956	1087389.39
6	4.360	Hexachlorobenzene	47.7186	119.2964	1.0000	47.7186	701436.47
7	4.652	g-BHC	45.6570	114.1425	1.0000	45.6570	895589.70
8	4.861	b-BHC	45.9486	114.8716	1.0000	45.9486	435124.50
9	5.108	d-BHC	47.8625	119.6562	1.0000	47.8625	940913.96
10	5.279	Heptachlor	47.6100	119.0250	1.0000	47.6100	751629.03
11	5.650	Aldrin	46.7750	116.9376	1.0000	46.7750	839650.17
12	6.152	Heptachlor epoxide	47.9915	119.9787	1.0000	47.9915	730112.71
13	6.476	g-Chlordane	46.9023	117.2558	1.0000	46.9023	755988.67
14	6.581	a-Chlordane	47.2354	118.0884	1.0000	47.2354	727889.44
15	6.626	Endosulfan I	48.3361	120.8402	1.0000	48.3361	688928.35
16	6.844	4,4'-DDE	48.2952	120.7380	1.0000	48.2952	698783.89
17	6.995	Dieldrin	46.1722	115.4305	1.0000	46.1722	722544.16
18	7.299	Endrin	48.8070	122.0176	1.0000	48.8070	648659.80
19	7.542	4,4'-DDD	50.1295	125.3237	1.0000	50.1295	569419.38
20	7.595	Endosulfan II	46.4768	116.1921	1.0000	46.4768	593386.74
21	7.769	Endrin aldehyde	47.8637	119.6593	1.0000	47.8637	534860.25
22	7.957	4,4'-DDT	46.5429	116.3571	1.0000	46.5429	513294.69
23	8.077	Endosulfan sulfate	47.1849	117.9622	1.0000	47.1849	564440.09
24	8.586	Methoxychlor	47.2455	118.1138	1.0000	47.2455	265744.97
25	8.652	Endrin Ketone	47.9103	119.7758	1.0000	47.9103	637106.81
27	9.216	Mirex	48.0473	120.1182	1.0000	48.0473	411889.56
28	10.231	% DCBP	76.2479	190.6197	1.0000	76.2479	699739.26
				3236.0269	25.0000	1294.4107	17243065.57

Client Id: Initial Calibration

Software Version: 4.1<1L22>
Date: 7/25/2017 11:11 AM
Sample Name : MIX 3;13P
Data File : E:\TC2017\ECD10\07-JUL\724A011.RAW Date: 7/24/2017 01:04 PM
Sequence File: E:\TC2017\ECD10\07-JUL\PEST.SEQ Cycle: 511 Channel : A
Instrument : AUTO_ECD10 Rack/Vial: 0/9 Operator: cw
Sample Amount : 1.0000 Dilution Factor : 1.00

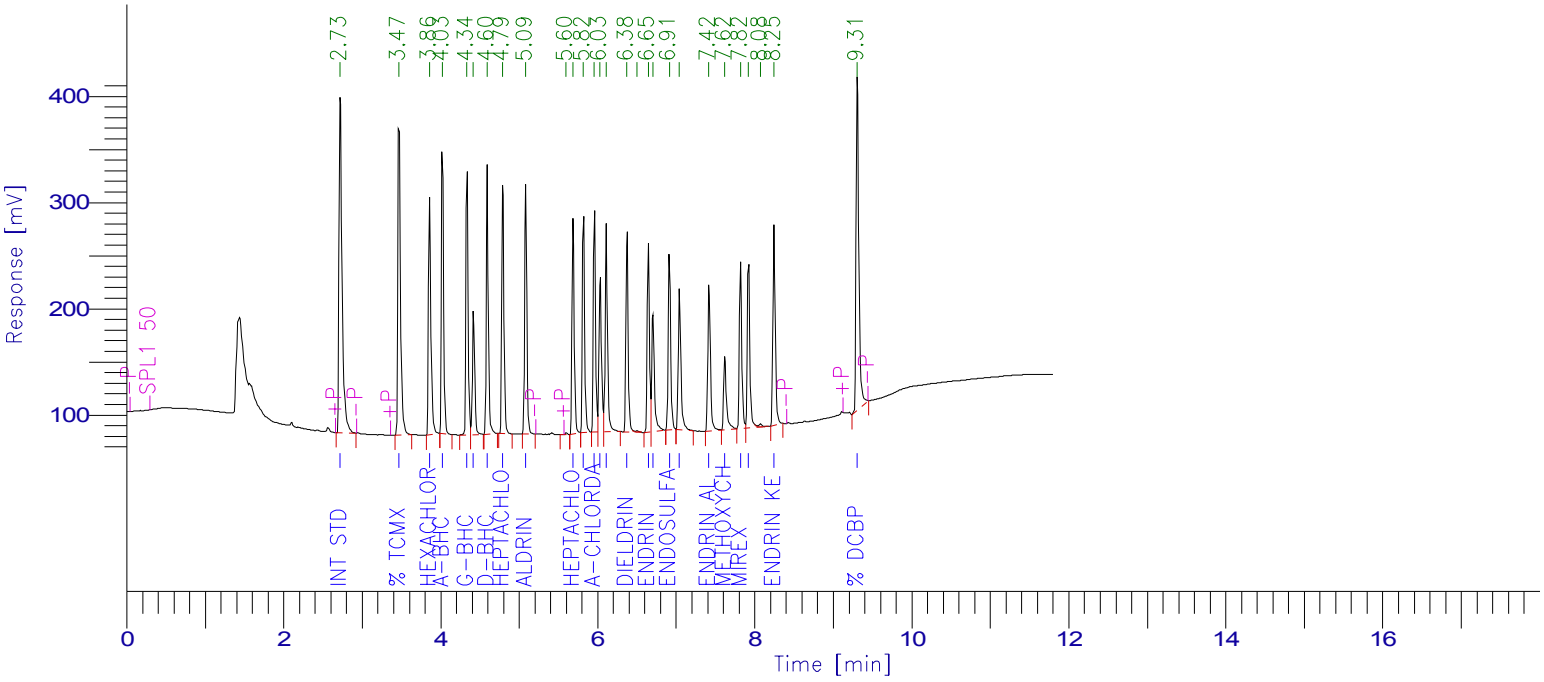

PESTICIDE REPORT

Peak #	Time [min]	Component Name	Raw Amount	Surrogate Recovery TCMX & DCBP	Multiplier	Adjusted Amount for Labowrks	Area [µV·s]
1	2.725	Int Std	100.0000	250.0000	1.0000	100.0000	860727.15
2	3.472	% TCMX	60.4987	151.2467	1.0000	60.4987	690119.69
3	3.863	Hexachlorobenzene	24.9918	62.4794	1.0000	24.9918	477131.06
4	4.025	a-BHC	25.9416	64.8540	1.0000	25.9416	516753.91
5	4.339	g-BHC	25.2461	63.1153	1.0000	25.2461	478923.02
6	4.420	b-BHC	26.0802	65.2005	1.0000	26.0802	237663.07
7	4.596	d-BHC	25.7526	64.3815	1.0000	25.7526	479886.82
8	4.794	Heptachlor	25.4378	63.5946	1.0000	25.4378	459750.25
9	5.086	Aldrin	25.0375	62.5938	1.0000	25.0375	448998.44
11	5.689	Heptachlor epoxide	25.1941	62.9853	1.0000	25.1941	396579.46
12	5.821	g-Chlordane	24.6407	61.6018	1.0000	24.6407	408511.76
13	5.961	a-Chlordane	24.8833	62.2082	1.0000	24.8833	413040.12
14	6.033	4,4'-DDE	24.7111	61.7777	1.0000	24.7111	321598.39
15	6.111	Endosulfan I	25.4868	63.7169	1.0000	25.4868	414207.45
16	6.375	Dieldrin	24.4884	61.2210	1.0000	24.4884	396207.46
18	6.646	Endrin	25.3518	63.3795	1.0000	25.3518	356186.64
19	6.705	4,4'-DDD	25.5254	63.8135	1.0000	25.5254	269042.28
20	6.913	Endosulfan II	24.9377	62.3443	1.0000	24.9377	351452.79
21	7.042	4,4'-DDT	24.8509	62.1273	1.0000	24.8509	303844.26
22	7.417	Endrin aldehyde	25.2497	63.1242	1.0000	25.2497	322061.17
23	7.620	Methoxychlor	25.9881	64.9703	1.0000	25.9881	171376.01
24	7.819	Mirex	27.1295	67.8238	1.0000	27.1295	328492.05
25	7.921	Endosulfan sulfate	25.1604	62.9010	1.0000	25.1604	352197.37
27	8.246	Endrin Ketone	25.1709	62.9272	1.0000	25.1709	394346.01
28	9.306	% DCBP	59.5396	148.8489	1.0000	59.5396	760347.87
				1943.2368	25.0000	777.2947	10609444.51

Client Id: Initial Calibration

Software Version: 4.1<1L22>
Date: 7/25/2017 11:11 AM
Sample Name : MIX 3;13P
Data File : E:\TC2017\ECD10\07-JUL\724B011.RAW Date: 7/24/2017 01:04 PM
Sequence File: E:\TC2017\ECD10\07-JUL\PEST.SEQ Cycle: 511 Channel : B
Instrument : AUTO_ECD10 Rack/Vial: 0/9 Operator: cw
Sample Amount : 1.0000 Dilution Factor : 1.00

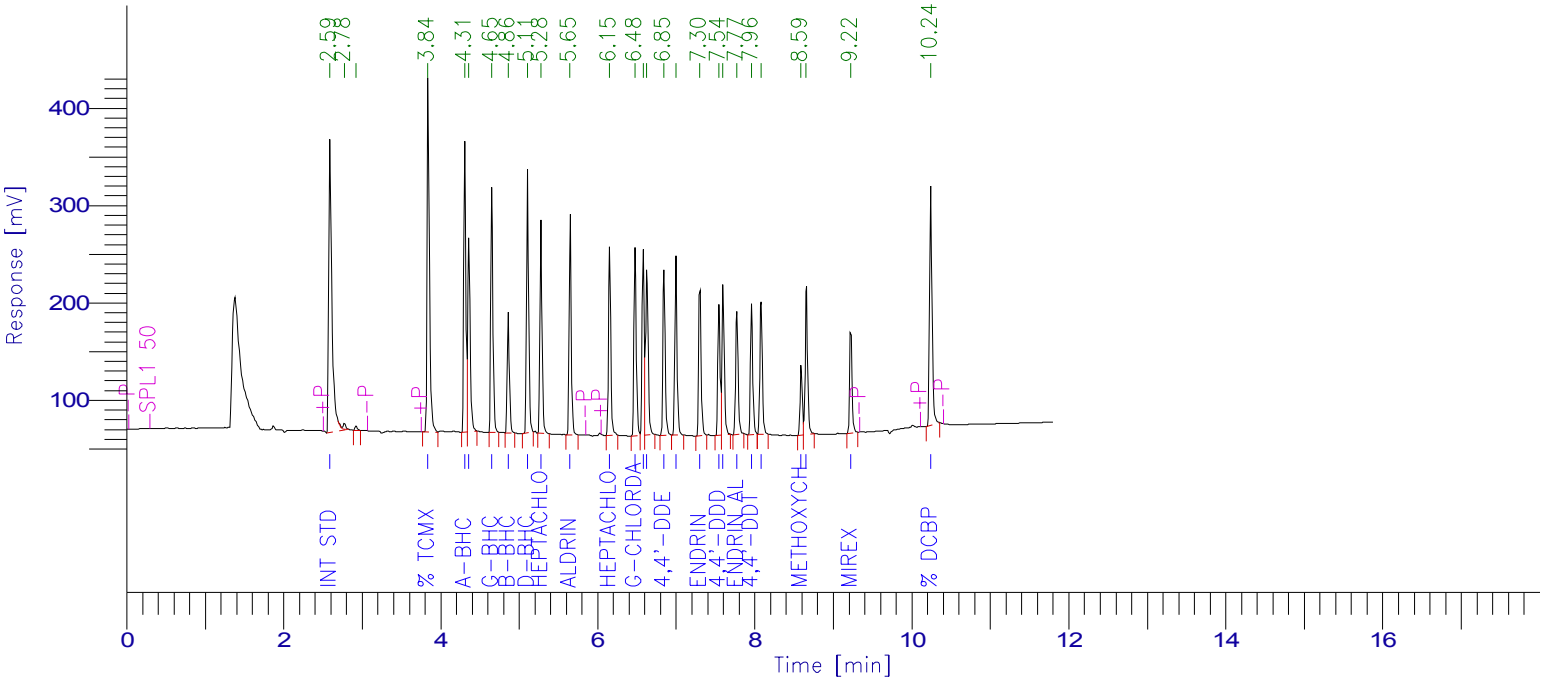

PESTICIDE REPORT

Peak #	Time [min]	Component Name	Raw Amount	Surrogate Recovery TCMX & DCBP	Multiplier	Adjusted Amount for Labowrks	Area [µV·s]
1	2.593	Int Std	100.0000	250.0000	1.0000	100.0000	860172.51
4	3.843	% TCMX	58.9837	147.4591	1.0000	58.9837	797189.99
5	4.311	a-BHC	24.8840	62.2099	1.0000	24.8840	569692.66
6	4.362	Hexachlorobenzene	26.5876	66.4689	1.0000	26.5876	395750.12
7	4.654	g-BHC	24.2529	60.6322	1.0000	24.2529	481732.73
8	4.863	b-BHC	24.7827	61.9566	1.0000	24.7827	237645.66
9	5.109	d-BHC	25.1661	62.9154	1.0000	25.1661	500971.07
10	5.279	Heptachlor	25.5659	63.9147	1.0000	25.5659	408702.59
11	5.651	Aldrin	24.2676	60.6689	1.0000	24.2676	441114.70
12	6.153	Heptachlor epoxide	25.0685	62.6714	1.0000	25.0685	386185.66
13	6.477	g-Chlordane	24.1709	60.4272	1.0000	24.1709	394507.15
14	6.582	a-Chlordane	24.1382	60.3455	1.0000	24.1382	376655.33
15	6.627	Endosulfan I	25.3426	63.3565	1.0000	25.3426	365759.09
16	6.845	4,4'-DDE	24.5381	61.3452	1.0000	24.5381	359517.90
17	6.997	Dieldrin	23.8045	59.5112	1.0000	23.8045	377210.08
18	7.302	Endrin	24.8476	62.1189	1.0000	24.8476	334394.97
19	7.544	4,4'-DDD	24.6952	61.7381	1.0000	24.6952	284048.94
20	7.597	Endosulfan II	24.6300	61.5749	1.0000	24.6300	318424.31
21	7.773	Endrin aldehyde	24.4545	61.1363	1.0000	24.4545	276716.11
22	7.960	4,4'-DDT	24.0386	60.0966	1.0000	24.0386	268450.91
23	8.081	Endosulfan sulfate	24.5416	61.3541	1.0000	24.5416	297275.85
24	8.590	Methoxychlor	24.6804	61.7009	1.0000	24.6804	140571.52
25	8.657	Endrin Ketone	25.1389	62.8473	1.0000	25.1389	338509.64
26	9.221	Mirex	26.6800	66.7000	1.0000	26.6800	231600.40
27	10.239	% DCBP	58.7252	146.8129	1.0000	58.7252	545725.11
				1909.9628	25.0000	763.9851	9988524.99

Client Id: Initial Calibration

Software Version: 4.1<1L22>
Date: 7/25/2017 11:11 AM
Sample Name : MIX 2;13O
Data File : E:\TC2017\ECD10\07-JUL\724A012.RAW Date: 7/24/2017 01:23 PM
Sequence File: E:\TC2017\ECD10\07-JUL\PEST.SEQ Cycle: 512 Channel : A
Instrument : AUTO_ECD10 Rack/Vial: 0/10 Operator: cw
Sample Amount : 1.0000 Dilution Factor : 1.00

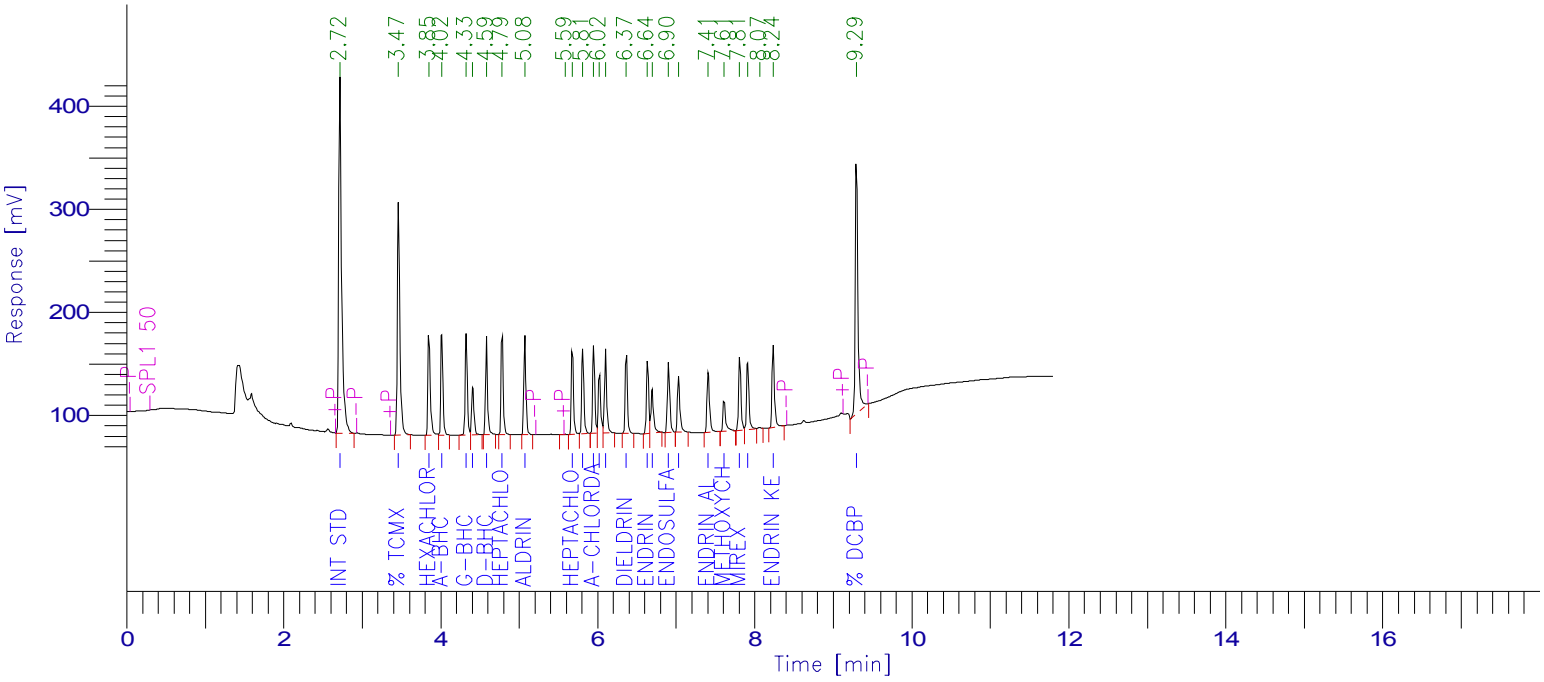

PESTICIDE REPORT

Peak #	Time [min]	Component Name	Raw Amount	Surrogate Recovery TCMX & DCBP	Multiplier	Adjusted Amount for Labowrks	Area [µV·s]
1	2.721	Int Std	100.0000	250.0000	1.0000	100.0000	877030.08
2	3.465	% TCMX	43.1151	107.7877	1.0000	43.1151	501137.38
3	3.854	Hexachlorobenzene	10.9222	27.3055	1.0000	10.9222	212471.17
4	4.016	a-BHC	9.7930	24.4824	1.0000	9.7930	198769.72
5	4.329	g-BHC	9.7757	24.4393	1.0000	9.7757	188959.65
6	4.410	b-BHC	10.5666	26.4166	1.0000	10.5666	98115.21
7	4.586	d-BHC	9.3770	23.4424	1.0000	9.3770	178044.76
8	4.785	Heptachlor	10.1039	25.2598	1.0000	10.1039	186071.48
9	5.075	Aldrin	9.7675	24.4188	1.0000	9.7675	178478.54
11	5.679	Heptachlor epoxide	10.2101	25.5251	1.0000	10.2101	163760.07
12	5.811	g-Chlordane	9.8405	24.6011	1.0000	9.8405	166232.09
13	5.951	a-Chlordane	9.9144	24.7860	1.0000	9.9144	167687.05
14	6.023	4,4'-DDE	9.2912	23.2281	1.0000	9.2912	123209.65
15	6.102	Endosulfan I	10.0362	25.0905	1.0000	10.0362	166196.42
16	6.365	Dieldrin	9.5209	23.8023	1.0000	9.5209	156960.48
17	6.636	Endrin	9.9248	24.8121	1.0000	9.9248	142082.77
18	6.694	4,4'-DDD	9.4148	23.5369	1.0000	9.4148	101112.95
19	6.903	Endosulfan II	10.0173	25.0434	1.0000	10.0173	143850.75
20	7.031	4,4'-DDT	9.5334	23.8336	1.0000	9.5334	118769.86
21	7.407	Endrin aldehyde	10.3194	25.7984	1.0000	10.3194	134116.96
22	7.610	Methoxychlor	10.8294	27.0735	1.0000	10.8294	72765.91
23	7.809	Mirex	11.8859	29.7147	1.0000	11.8859	146643.84
24	7.910	Endosulfan sulfate	10.3079	25.7698	1.0000	10.3079	147024.17
26	8.235	Endrin Ketone	10.4307	26.0769	1.0000	10.4307	166511.12
27	9.294	% DCBP	44.8610	112.1524	1.0000	44.8610	583746.57
				1024.3972	25.0000	409.7589	5319748.64

Client Id: Initial Calibration

Software Version: 4.1<1L22>
Date: 7/25/2017 11:11 AM
Sample Name : MIX 2;13O
Data File : E:\TC2017\ECD10\07-JUL\724B012.RAW Date: 7/24/2017 01:23 PM
Sequence File: E:\TC2017\ECD10\07-JUL\PEST.SEQ Cycle: 512 Channel : B
Instrument : AUTO_ECD10 Rack/Vial: 0/10 Operator: cw
Sample Amount : 1.0000 Dilution Factor : 1.00

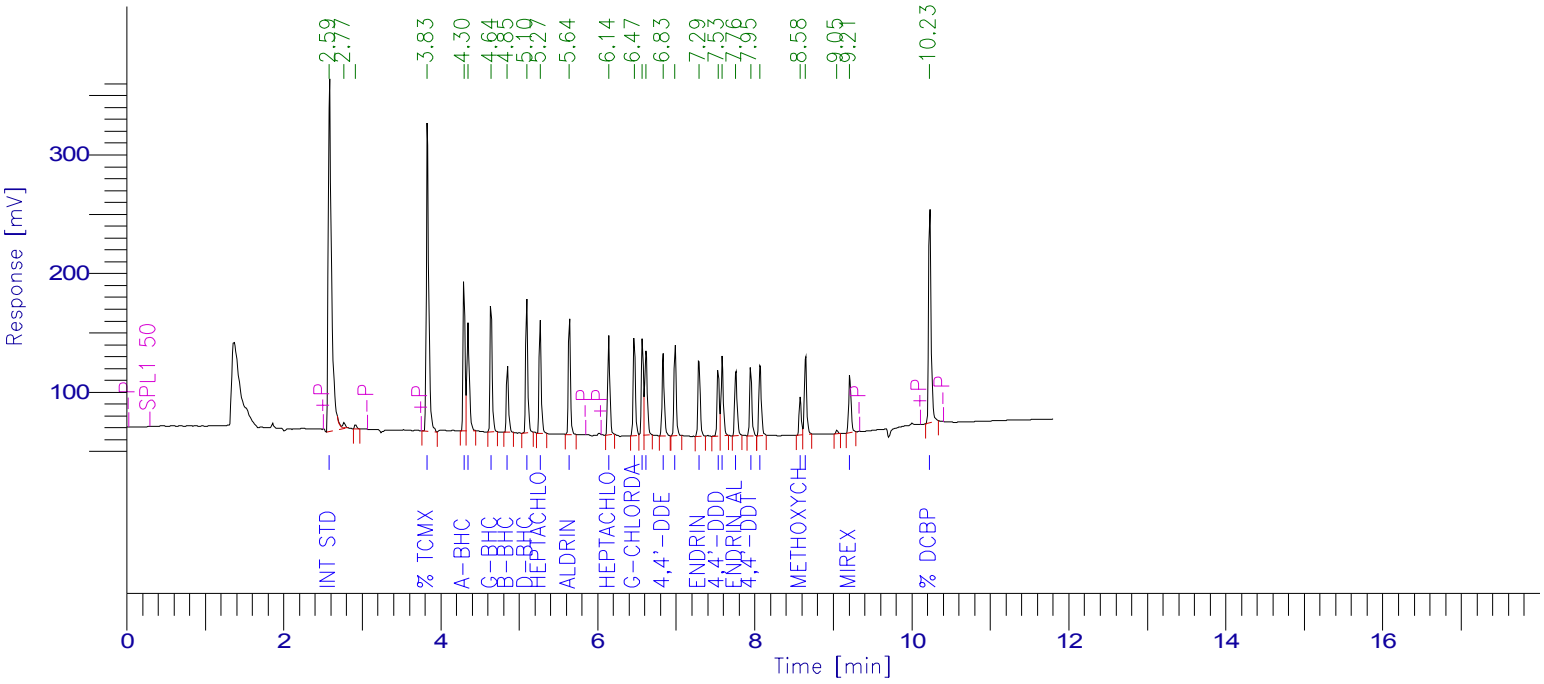

PESTICIDE REPORT

Peak #	Time [min]	Component Name	Raw Amount	Surrogate Recovery TCMX & DCBP	Multiplier	Adjusted Amount for Labowrks	Area [µV·s]
1	2.589	Int Std	100.0000	250.0000	1.0000	100.0000	871485.01
4	3.833	% TCMX	43.0932	107.7331	1.0000	43.0932	590083.83
5	4.301	a-BHC	10.2599	25.6497	1.0000	10.2599	237978.73
6	4.352	Hexachlorobenzene	12.0086	30.0214	1.0000	12.0086	181095.76
7	4.644	g-BHC	10.1498	25.3744	1.0000	10.1498	204255.21
8	4.853	b-BHC	10.7492	26.8730	1.0000	10.7492	104431.81
9	5.099	d-BHC	10.2565	25.6412	1.0000	10.2565	206856.25
10	5.269	Heptachlor	10.8137	27.0343	1.0000	10.8137	175144.04
11	5.641	Aldrin	10.0701	25.1753	1.0000	10.0701	185453.47
12	6.143	Heptachlor epoxide	10.2472	25.6179	1.0000	10.2472	159935.60
13	6.466	g-Chlordane	9.9373	24.8433	1.0000	9.9373	164325.61
14	6.571	a-Chlordane	9.9723	24.9308	1.0000	9.9723	157655.49
15	6.617	Endosulfan I	10.3991	25.9978	1.0000	10.3991	152060.06
16	6.834	4,4'-DDE	9.8541	24.6353	1.0000	9.8541	146276.05
17	6.986	Dieldrin	9.6698	24.1744	1.0000	9.6698	155244.33
18	7.291	Endrin	10.1822	25.4556	1.0000	10.1822	138833.34
19	7.534	4,4'-DDD	10.0383	25.0958	1.0000	10.0383	116981.24
20	7.586	Endosulfan II	10.2057	25.5141	1.0000	10.2057	133677.31
21	7.761	Endrin aldehyde	10.3455	25.8637	1.0000	10.3455	118604.31
22	7.948	4,4'-DDT	10.0485	25.1213	1.0000	10.0485	113692.24
23	8.069	Endosulfan sulfate	10.4044	26.0110	1.0000	10.4044	127687.53
24	8.578	Methoxychlor	10.5328	26.3321	1.0000	10.5328	60780.74
25	8.646	Endrin Ketone	10.4326	26.0815	1.0000	10.4326	142328.58
27	9.209	Mirex	11.6931	29.2326	1.0000	11.6931	102838.46
28	10.228	% DCBP	42.3227	105.8068	1.0000	42.3227	398471.71
				1034.2167	25.0000	413.6867	5146176.70

Client Id: Initial Calibration

Software Version: 4.1<1L22>
Date: 7/25/2017 11:11 AM
Sample Name : MIX 1;13N
Data File : E:\TC2017\ECD10\07-JUL\724A013.RAW Date: 7/24/2017 01:41 PM
Sequence File: E:\TC2017\ECD10\07-JUL\PEST.SEQ Cycle: 513 Channel : A
Instrument : AUTO_ECD10 Rack/Vial: 0/11 Operator: cw
Sample Amount : 1.0000 Dilution Factor : 1.00

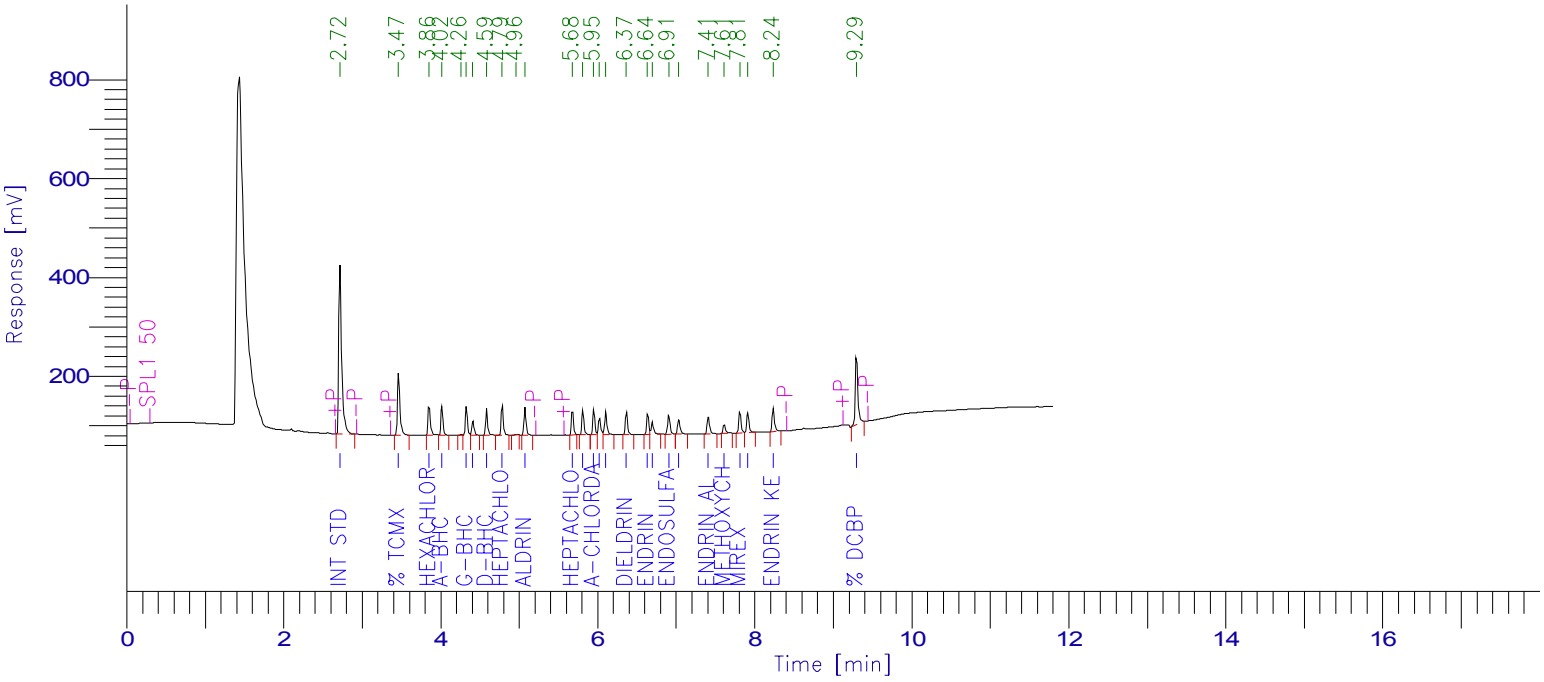

PESTICIDE REPORT

Peak #	Time [min]	Component Name	Raw Amount	Surrogate Recovery TCMX & DCBP	Multiplier	Adjusted Amount for Labowrks	Area [µV·s]
1	2.721	Int Std	100.0000	250.0000	1.0000	100.0000	885267.90
2	3.466	% TCMX	23.4656	58.6639	1.0000	23.4656	275307.99
3	3.855	Hexachlorobenzene	6.5119	16.2797	1.0000	6.5119	127866.53
4	4.018	a-BHC	5.4106	13.5266	1.0000	5.4106	110852.23
6	4.330	g-BHC	5.4439	13.6097	1.0000	5.4439	106215.55
7	4.413	b-BHC	6.2024	15.5060	1.0000	6.2024	58132.60
8	4.587	d-BHC	5.2623	13.1558	1.0000	5.2623	100856.36
9	4.787	Heptachlor	5.8378	14.5946	1.0000	5.8378	108518.27
11	5.077	Aldrin	5.5352	13.8379	1.0000	5.5352	102092.57
12	5.680	Heptachlor epoxide	5.8079	14.5196	1.0000	5.8079	94027.72
13	5.813	g-Chlordane	5.5338	13.8344	1.0000	5.5338	94358.68
14	5.952	a-Chlordane	5.6839	14.2098	1.0000	5.6839	97037.95
15	6.025	4,4'-DDE	5.1470	12.8674	1.0000	5.1470	68894.41
16	6.104	Endosulfan I	5.8321	14.5802	1.0000	5.8321	97484.25
17	6.368	Dieldrin	5.5282	13.8206	1.0000	5.5282	91993.82
18	6.637	Endrin	5.6525	14.1313	1.0000	5.6525	81681.08
19	6.697	4,4'-DDD	5.3311	13.3279	1.0000	5.3311	57793.32
20	6.905	Endosulfan II	5.7785	14.4462	1.0000	5.7785	83759.50
21	7.034	4,4'-DDT	5.3757	13.4393	1.0000	5.3757	67601.21
22	7.408	Endrin aldehyde	5.9391	14.8477	1.0000	5.9391	77913.30
23	7.612	Methoxychlor	5.9829	14.9573	1.0000	5.9829	40578.70
24	7.810	Mirex	7.1629	17.9072	1.0000	7.1629	89203.07
25	7.912	Endosulfan sulfate	6.0730	15.1826	1.0000	6.0730	87434.67
26	8.236	Endrin Ketone	5.9526	14.8815	1.0000	5.9526	95916.98
27	9.294	% DCBP	24.4275	61.0688	1.0000	24.4275	320844.93
				687.1962	25.0000	274.8785	3421633.58

Client Id: Initial Calibration

Software Version: 4.1<1L22>
Date: 7/25/2017 11:11 AM
Sample Name : MIX 1;13N
Data File : E:\TC2017\ECD10\07-JUL\724B013.RAW Date: 7/24/2017 01:41 PM
Sequence File: E:\TC2017\ECD10\07-JUL\PEST.SEQ Cycle: 513 Channel : B
Instrument : AUTO_ECD10 Rack/Vial: 0/11 Operator: cw
Sample Amount : 1.0000 Dilution Factor : 1.00

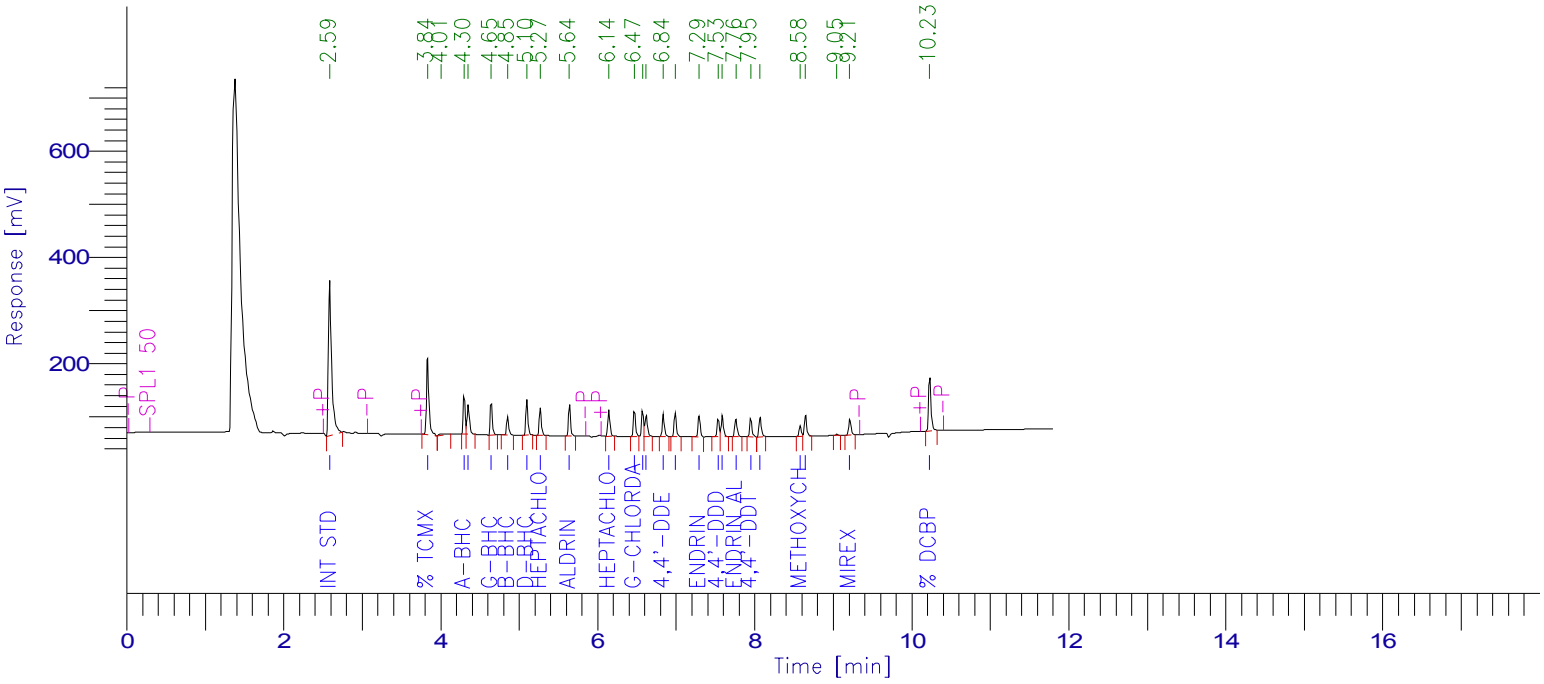

PESTICIDE REPORT

Peak #	Time [min]	Component Name	Raw Amount	Surrogate Recovery TCMX & DCBP	Multiplier	Adjusted Amount for Labowrks	Area [µV·s]
1	2.590	Int Std	100.0000	250.0000	1.0000	100.0000	841626.60
2	3.835	% TCMX	25.8071	64.5177	1.0000	25.8071	341273.61
4	4.302	a-BHC	6.0798	15.1994	1.0000	6.0798	136189.16
5	4.353	Hexachlorobenzene	7.7097	19.2743	1.0000	7.7097	112283.00
6	4.646	g-BHC	6.0240	15.0600	1.0000	6.0240	117074.00
7	4.854	b-BHC	6.8072	17.0180	1.0000	6.8072	63868.25
8	5.100	d-BHC	6.1916	15.4791	1.0000	6.1916	120596.72
9	5.271	Heptachlor	6.0511	15.1277	1.0000	6.0511	94648.66
10	5.642	Aldrin	6.0898	15.2244	1.0000	6.0898	108307.75
11	6.144	Heptachlor epoxide	6.3106	15.7766	1.0000	6.3106	95120.57
12	6.468	g-Chlordane	6.0865	15.2162	1.0000	6.0865	97198.89
13	6.573	a-Chlordane	5.9367	14.8417	1.0000	5.9367	90639.34
14	6.620	Endosulfan I	6.1100	15.2749	1.0000	6.1100	86281.17
15	6.836	4,4'-DDE	5.8836	14.7090	1.0000	5.8836	84344.51
16	6.987	Dieldrin	5.8788	14.6970	1.0000	5.8788	91148.02
17	7.292	Endrin	6.3769	15.9423	1.0000	6.3769	83969.33
18	7.534	4,4'-DDD	6.0294	15.0735	1.0000	6.0294	67856.13
19	7.587	Endosulfan II	6.3335	15.8339	1.0000	6.3335	80116.68
20	7.761	Endrin aldehyde	6.4589	16.1473	1.0000	6.4589	71510.36
21	7.949	4,4'-DDT	6.3528	15.8821	1.0000	6.3528	69415.37
22	8.070	Endosulfan sulfate	6.6134	16.5335	1.0000	6.6134	78381.70
23	8.579	Methoxychlor	6.4927	16.2318	1.0000	6.4927	36183.13
24	8.646	Endrin Ketone	6.2813	15.7033	1.0000	6.2813	82757.79
26	9.209	Mirex	7.3763	18.4407	1.0000	7.3763	62650.35
27	10.227	% DCBP	24.0746	60.1866	1.0000	24.0746	218898.68
				723.3908	25.0000	289.3563	3332339.78

Client Id: Initial Calibration

Software Version: 4.1<1L22>
Date: 7/25/2017 11:11 AM
Sample Name : 1A;100
Data File : E:\TC2017\ECD10\07-JUL\724A014.RAW Date: 7/24/2017 01:59 PM
Sequence File: E:\TC2017\ECD10\07-JUL\PEST.SEQ Cycle: 514 Channel : A
Instrument : AUTO_ECD10 Rack/Vial: 0/12 Operator: cw
Sample Amount : 1.0000 Dilution Factor : 1.00

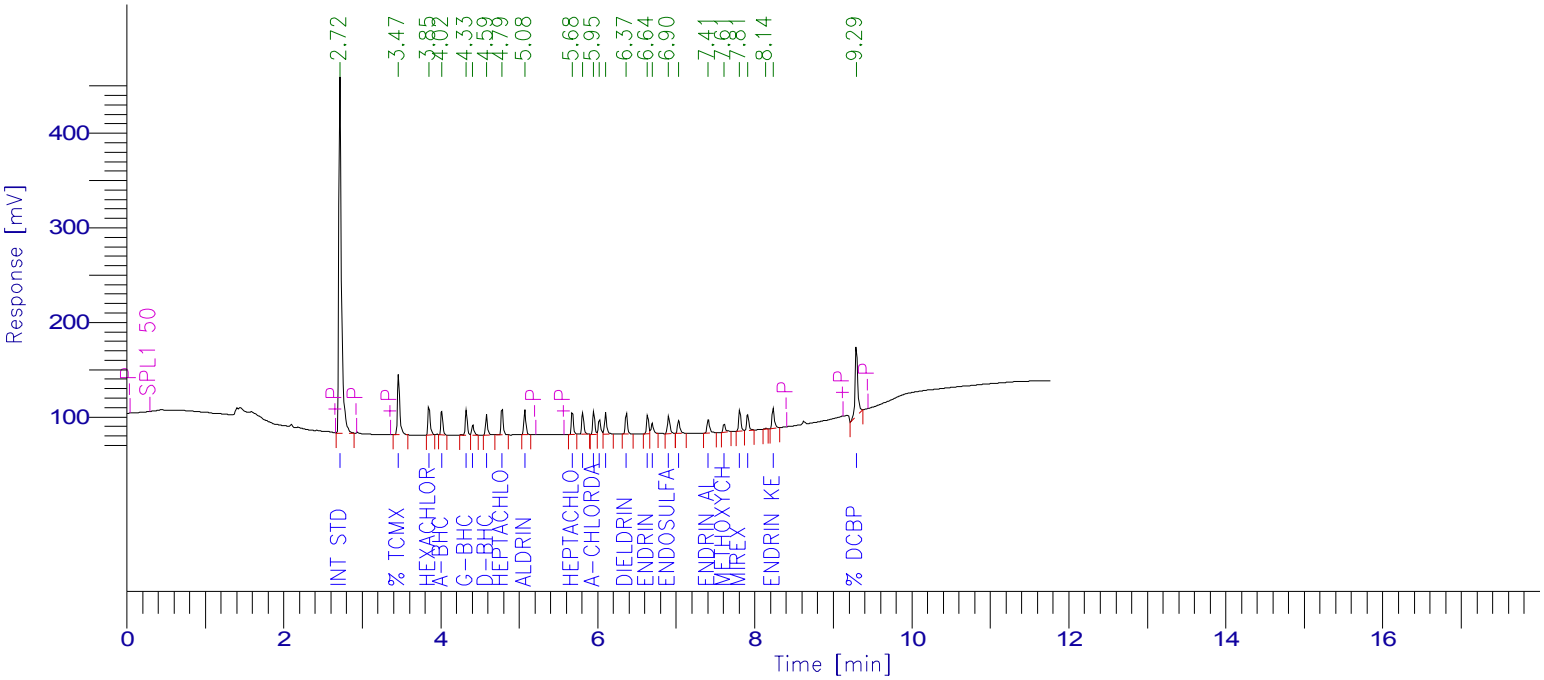

PESTICIDE REPORT

Peak #	Time [min]	Component Name	Raw Amount	Surrogate Recovery TCMX & DCBP	Multiplier	Adjusted Amount for Labowrks	Area [µV·s]
1	2.721	Int Std	100.0000	250.0000	1.0000	100.0000	871345.48
2	3.466	% TCMX	11.4368	28.5919	1.0000	11.4368	132070.89
3	3.854	Hexachlorobenzene	3.0609	7.6523	1.0000	3.0609	59158.85
4	4.016	a-BHC	2.2995	5.7487	1.0000	2.2995	46370.42
5	4.330	g-BHC	2.4049	6.0123	1.0000	2.4049	46184.77
6	4.412	b-BHC	2.2033	5.5083	1.0000	2.2033	20326.19
7	4.587	d-BHC	2.2144	5.5360	1.0000	2.2144	41773.40
8	4.785	Heptachlor	2.8593	7.1483	1.0000	2.8593	52315.14
9	5.076	Aldrin	2.6377	6.5943	1.0000	2.6377	47886.09
10	5.679	Heptachlor epoxide	2.8914	7.2286	1.0000	2.8914	46075.38
11	5.811	g-Chlordane	2.7878	6.9695	1.0000	2.7878	46788.19
12	5.952	a-Chlordane	2.7252	6.8131	1.0000	2.7252	45794.44
13	6.024	4,4'-DDE	2.4701	6.1753	1.0000	2.4701	32543.75
14	6.102	Endosulfan I	2.8070	7.0175	1.0000	2.8070	46181.94
15	6.366	Dieldrin	2.6479	6.6196	1.0000	2.6479	43369.22
16	6.636	Endrin	2.6903	6.7257	1.0000	2.6903	38263.83
17	6.696	4,4'-DDD	2.3064	5.7661	1.0000	2.3064	24610.18
18	6.904	Endosulfan II	2.7648	6.9120	1.0000	2.7648	39445.39
19	7.033	4,4'-DDT	2.4444	6.1111	1.0000	2.4444	30255.99
20	7.408	Endrin aldehyde	2.4809	6.2024	1.0000	2.4809	32034.98
21	7.611	Methoxychlor	2.8106	7.0266	1.0000	2.8106	18763.19
22	7.809	Mirex	3.6028	9.0071	1.0000	3.6028	44162.52
23	7.910	Endosulfan sulfate	2.5270	6.3174	1.0000	2.5270	35809.11
25	8.235	Endrin Ketone	2.7325	6.8312	1.0000	2.7325	43337.43
26	9.293	% DCBP	13.6971	34.2428	1.0000	13.6971	177076.37
				458.7582	25.0000	183.5033	2061943.14

Client Id: Initial Calibration

Software Version: 4.1<1L22>
Date: 7/25/2017 11:11 AM
Sample Name : 1A;100
Data File : E:\TC2017\ECD10\07-JUL\724B014.RAW Date: 7/24/2017 01:59 PM
Sequence File: E:\TC2017\ECD10\07-JUL\PEST.SEQ Cycle: 514 Channel : B
Instrument : AUTO_ECD10 Rack/Vial: 0/12 Operator: cw
Sample Amount : 1.0000 Dilution Factor : 1.00

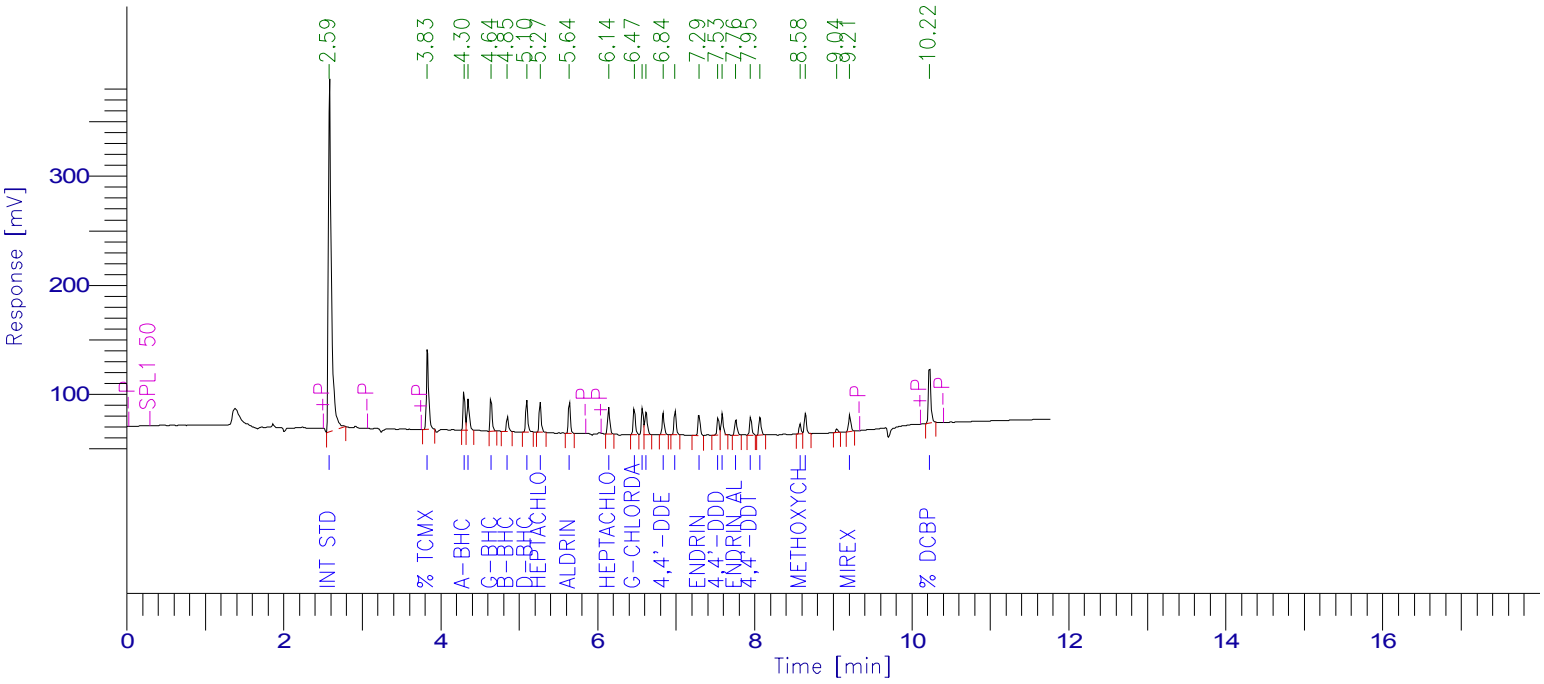

PESTICIDE REPORT

Peak #	Time [min]	Component Name	Raw Amount	Surrogate Recovery TCMX & DCBP	Multiplier	Adjusted Amount for Labowrks	Area [µV·s]
1	2.589	Int Std	100.0000	250.0000	1.0000	100.0000	863769.47
2	3.834	% TCMX	11.5845	28.9612	1.0000	11.5845	157224.11
3	4.301	a-BHC	2.7068	6.7669	1.0000	2.7068	62227.70
4	4.353	Hexachlorobenzene	3.6433	9.1083	1.0000	3.6433	54457.03
5	4.643	g-BHC	2.6589	6.6473	1.0000	2.6589	53034.37
6	4.853	b-BHC	2.5056	6.2639	1.0000	2.5056	24126.91
7	5.099	d-BHC	2.6147	6.5368	1.0000	2.6147	52267.43
8	5.269	Heptachlor	3.0799	7.6998	1.0000	3.0799	49442.34
9	5.641	Aldrin	2.8744	7.1861	1.0000	2.8744	52467.33
10	6.143	Heptachlor epoxide	2.9893	7.4732	1.0000	2.9893	46242.96
11	6.466	g-Chlordane	2.8665	7.1662	1.0000	2.8665	46981.21
12	6.571	a-Chlordane	2.8329	7.0823	1.0000	2.8329	44390.09
13	6.618	Endosulfan I	2.9644	7.4109	1.0000	2.9644	42962.30
14	6.835	4,4'-DDE	2.7696	6.9240	1.0000	2.7696	40748.31
15	6.986	Dieldrin	2.7459	6.8647	1.0000	2.7459	43693.94
16	7.291	Endrin	3.0220	7.5550	1.0000	3.0220	40839.61
17	7.533	4,4'-DDD	2.7696	6.9240	1.0000	2.7696	31989.75
18	7.586	Endosulfan II	2.9148	7.2870	1.0000	2.9148	37841.25
19	7.761	Endrin aldehyde	2.6368	6.5919	1.0000	2.6368	29961.27
20	7.948	4,4'-DDT	2.8553	7.1382	1.0000	2.8553	32019.50
21	8.068	Endosulfan sulfate	2.7677	6.9193	1.0000	2.7677	33666.14
22	8.577	Methoxychlor	2.9351	7.3377	1.0000	2.9351	16787.19
23	8.644	Endrin Ketone	2.8040	7.0101	1.0000	2.8040	37915.84
25	9.207	Mirex	3.5541	8.8853	1.0000	3.5541	30981.26
26	10.224	% DCBP	11.7545	29.3861	1.0000	11.7545	109689.34
				467.1264	25.0000	186.8506	2035726.66

7D-DEG
PESTICIDE DEGRADATION STANDARD

Lab Name: Phoenix Environmental Client: NETC

Lab Code: Phoenix Case No.: SAS No.: SDG No.: GBY76292

GC Col A: ZB MR1 ID: 0.53 (mm) Date Analyzed: 07/24/17

Instrument: ECD10 Time Analyzed: 14:17

File: 724A015

ENDRIN BREAKDOWN

Compounds	Area
Endrin	744916.17
Endrin Aldehyde	3128.26
Endrin Ketone	20934.16
Total Area	768978.59

Endrin Ketone	20934.16
Endrin Aldehyde	3128.26
Breakdown Area	24062.42

Endrin Breakdown %	**3.1**	Breakdown Area / Total Area Must be < 15%

DDT BREAKDOWN

Compounds	Area
DDT	1269780.14
DDE	2805.11
DDD	0.00
Total Area	1272585.25

DDE	0.00
DDD	2805.11
Breakdown Area	2805.11

DDT Breakdown %	**0.2**	Breakdown Area / Total Area Must be < 15%

FORM VII PEST DEG

7D-DEG
PESTICIDE DEGRADATION STANDARD

Lab Name: Phoenix Environmental Client: NETC

Lab Code: Phoenix Case No.: SAS No.: SDG No.: GBY76292

GC Col B: ZB MR2 ID: 0.53 (mm) Date Analyzed: 07/24/17

Instrument: ECD10 Time Analyzed: 14:17

File: 724B015

ENDRIN BREAKDOWN

Compounds	Area
Endrin	666050.01
Endrin Aldehyde	0.00
Endrin Ketone	14314.95
Total Area	680364.96

Endrin Ketone	14314.95
Endrin Aldehyde	0.00
Breakdown Area	14314.95

Endrin Breakdown %	**2.1**	Breakdown Area / Total Area Must be < 15%

DDT BREAKDOWN

Compounds	Area
DDT	1020280.50
DDE	0.00
DDD	5984.59
Total Area	1026265.09

DDE	5984.59
DDD	0.00
Breakdown Area	5984.59

DDT Breakdown %	**0.6**	Breakdown Area / Total Area Must be < 15%

FORM VII PEST DEG

Client Id: Initial Calibration

Software Version: 4.1<1L22>
Date: 7/25/2017 11:11 AM
Sample Name : DEG;14X
Data File : E:\TC2017\ECD10\07-JUL\724A015.RAW Date: 7/24/2017 02:17 PM
Sequence File: E:\TC2017\ECD10\07-JUL\PEST.SEQ Cycle: 515 Channel : A
Instrument : AUTO_ECD10 Rack/Vial: 0/13 Operator: cw
Sample Amount : 1.0000 Dilution Factor : 1.00

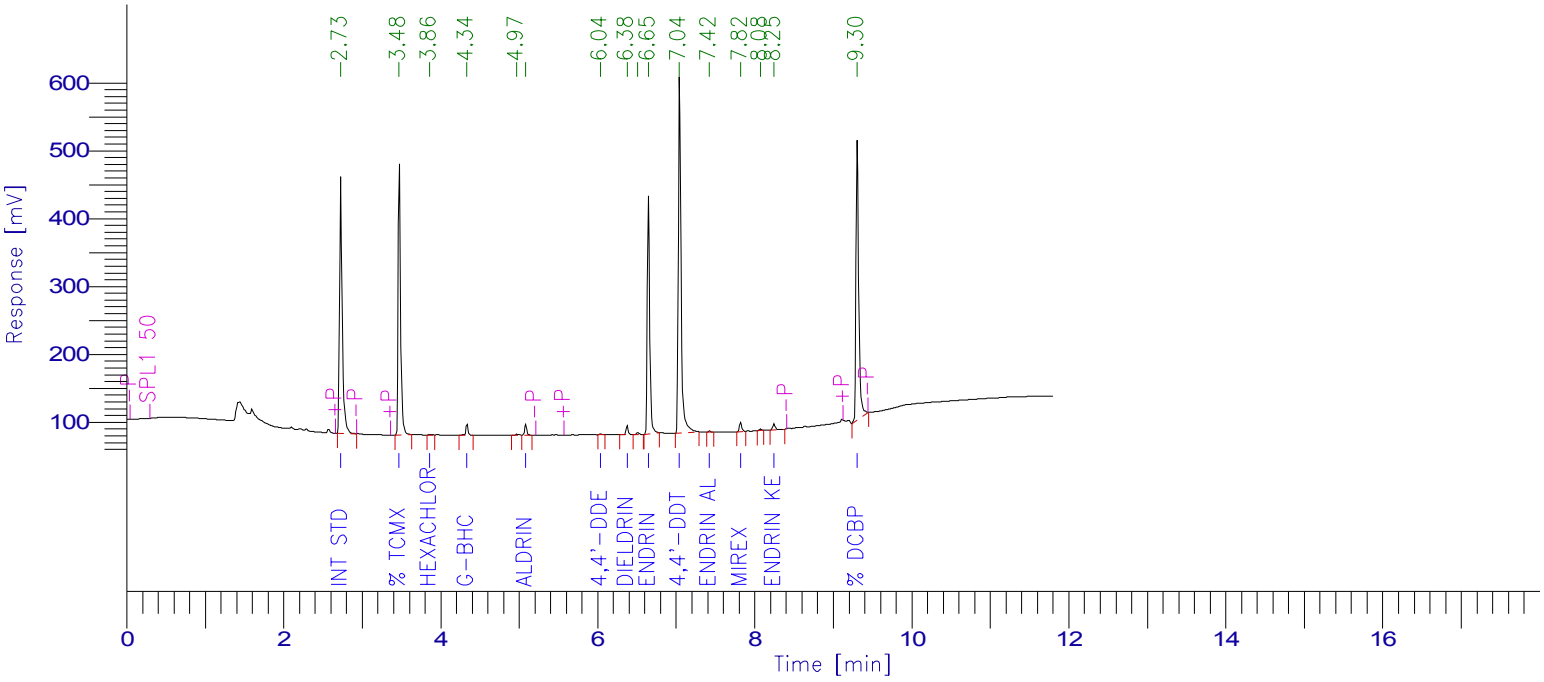

PESTICIDE REPORT

Peak #	Time [min]	Component Name	Raw Amount	Surrogate Recovery TCMX & DCBP	Multiplier	Adjusted Amount for Labowrks	Area [µV·s]
1	2.731	Int Std	100.0000	250.0000	1.0000	100.0000	888735.81
2	3.476	% TCMX	71.8675	179.6687	1.0000	71.8675	846483.11
3	3.863	Hexachlorobenzene	0.0905	0.2263	1.0000	0.0905	1784.01
0	4.021	a-BHC	0.0000	0.0000	1.0000	0.0000	0.00
4	4.339	g-BHC	1.6287	4.0717	1.0000	1.6287	31901.98
0	4.415	b-BHC	0.0000	0.0000	1.0000	0.0000	0.00
0	4.591	d-BHC	0.0000	0.0000	1.0000	0.0000	0.00
0	4.790	Heptachlor	0.0000	0.0000	1.0000	0.0000	0.00
6	5.085	Aldrin	1.6120	4.0300	1.0000	1.6120	29848.83
0	5.684	Heptachlor epoxide	0.0000	0.0000	1.0000	0.0000	0.00
0	5.816	g-Chlordane	0.0000	0.0000	1.0000	0.0000	0.00
0	5.956	a-Chlordane	0.0000	0.0000	1.0000	0.0000	0.00
7	6.036	4,4'-DDE	0.2087	0.5219	1.0000	0.2087	2805.11
0	6.107	Endosulfan I	0.0000	0.0000	1.0000	0.0000	0.00
8	6.376	Dieldrin	1.6970	4.2426	1.0000	1.6970	28350.56
10	6.647	Endrin	51.3489	128.3722	1.0000	51.3489	744916.17
0	6.701	4,4'-DDD	0.0000	0.0000	1.0000	0.0000	0.00
0	6.909	Endosulfan II	0.0000	0.0000	1.0000	0.0000	0.00
11	7.043	4,4'-DDT	100.5803	251.4508	1.0000	100.5803	1269780.14
12	7.421	Endrin aldehyde	0.2375	0.5938	1.0000	0.2375	3128.26
0	7.616	Methoxychlor	0.0000	0.0000	1.0000	0.0000	0.00
13	7.820	Mirex	2.1530	5.3824	1.0000	2.1530	26916.96
0	7.916	Endosulfan sulfate	0.0000	0.0000	1.0000	0.0000	0.00
15	8.245	Endrin Ketone	1.2941	3.2353	1.0000	1.2941	20934.16
16	9.304	% DCBP	74.7217	186.8044	1.0000	74.7217	985282.85
				1018.6001	25.0000	407.4400	4880867.95

Client Id: Initial Calibration

Software Version: 4.1<1L22>
Date: 7/25/2017 11:11 AM
Sample Name : DEG;14X
Data File : E:\TC2017\ECD10\07-JUL\724B015.RAW Date: 7/24/2017 02:17 PM
Sequence File: E:\TC2017\ECD10\07-JUL\PEST.SEQ Cycle: 515 Channel : B
Instrument : AUTO_ECD10 Rack/Vial: 0/13 Operator: cw
Sample Amount : 1.0000 Dilution Factor : 1.00

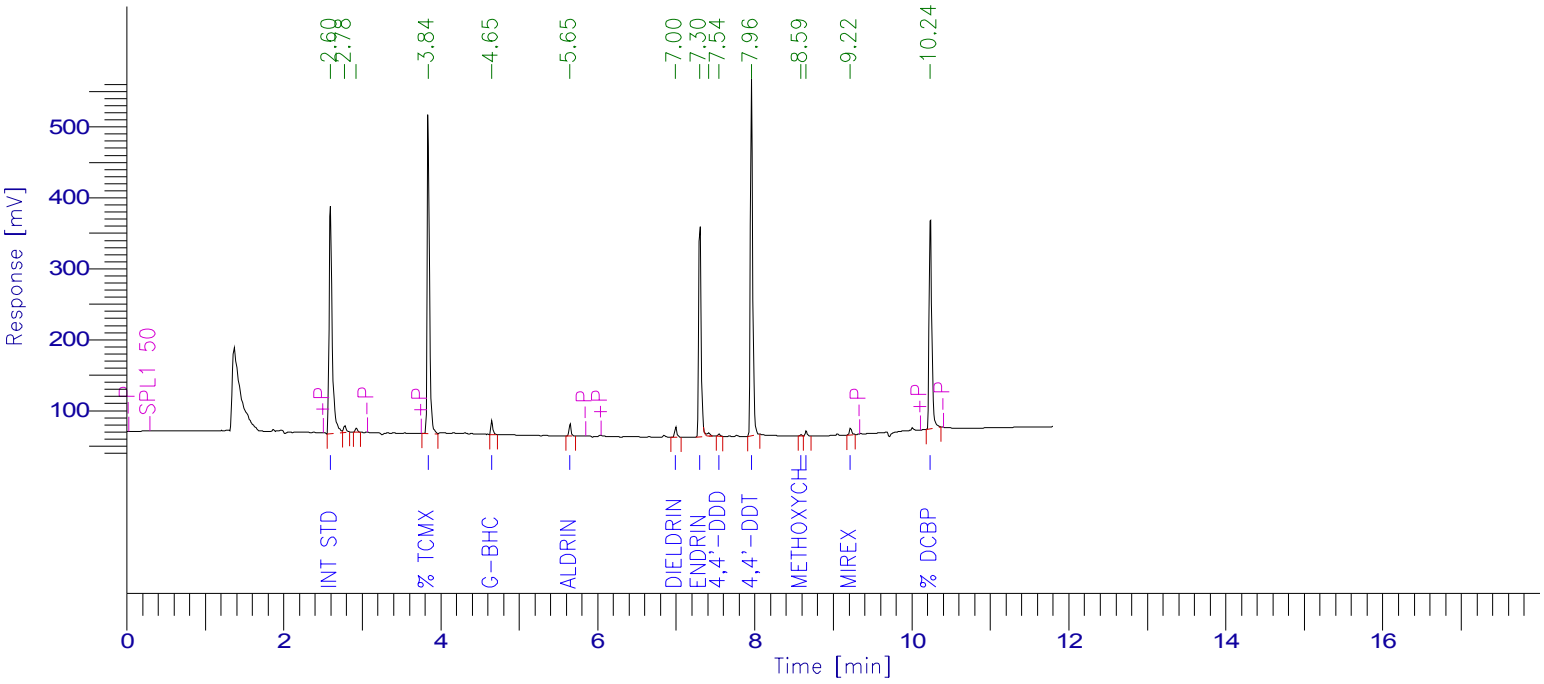

PESTICIDE REPORT

Peak #	Time [min]	Component Name	Raw Amount	Surrogate Recovery TCMX & DCBP	Multiplier	Adjusted Amount for Labowrks	Area [µV·s]
1	2.599	Int Std	100.0000	250.0000	1.0000	100.0000	879866.09
4	3.844	% TCMX	70.5509	176.3772	1.0000	70.5509	975357.31
0	4.306	a-BHC	0.0000	0.0000	1.0000	0.0000	0.00
0	4.355	Hexachlorobenzene	0.0000	0.0000	1.0000	0.0000	0.00
5	4.653	g-BHC	1.6967	4.2419	1.0000	1.6967	34473.94
0	4.857	b-BHC	0.0000	0.0000	1.0000	0.0000	0.00
0	5.103	d-BHC	0.0000	0.0000	1.0000	0.0000	0.00
0	5.273	Heptachlor	0.0000	0.0000	1.0000	0.0000	0.00
6	5.650	Aldrin	1.7606	4.4016	1.0000	1.7606	32735.88
0	6.147	Heptachlor epoxide	0.0000	0.0000	1.0000	0.0000	0.00
0	6.472	g-Chlordane	0.0000	0.0000	1.0000	0.0000	0.00
0	6.577	a-Chlordane	0.0000	0.0000	1.0000	0.0000	0.00
0	6.622	Endosulfan I	0.0000	0.0000	1.0000	0.0000	0.00
0	6.841	4,4'-DDE	0.0000	0.0000	1.0000	0.0000	0.00
7	6.996	Dieldrin	1.7676	4.4190	1.0000	1.7676	28651.00
8	7.303	Endrin	48.3838	120.9595	1.0000	48.3838	666050.01
10	7.544	4,4'-DDD	0.5087	1.2716	1.0000	0.5087	5984.59
0	7.591	Endosulfan II	0.0000	0.0000	1.0000	0.0000	0.00
0	7.767	Endrin aldehyde	0.0000	0.0000	1.0000	0.0000	0.00
11	7.959	4,4'-DDT	89.3169	223.2922	1.0000	89.3169	1020280.50
0	8.074	Endosulfan sulfate	0.0000	0.0000	1.0000	0.0000	0.00
12	8.588	Methoxychlor	0.6596	1.6489	1.0000	0.6596	3842.60
13	8.654	Endrin Ketone	1.0393	2.5982	1.0000	1.0393	14314.95
14	9.218	Mirex	2.1683	5.4209	1.0000	2.1683	19253.67
15	10.235	% DCBP	74.7347	186.8367	1.0000	74.7347	710400.01
				981.4678	25.0000	392.5871	4391210.53

6D
PESTICIDE INITIAL CALIBRATION OF SINGLE COMPONENT ANALYTES

Lab Name: Phoenix Environmental Client: NETC

Lab Code: Phoenix Case No.: SAS No.: SDG No.: GBY76292

Instrument ID: ECD4

GC Col A: CLP ID: 0.32 (mm) Date(s) Analyzed: 07/25/17 07/25/17

Method File: PS725AI

COMPOUND	RT OF STANDARDS			MEAN	RT WINDOW	
	LOW 725A036	MID 725A034	HIGH 725A032	RT	FROM	TO
alpha-BHC	4.43	4.43	4.44	4.43	4.38	4.48
beta-BHC	4.84	4.84	4.84	4.84	4.79	4.89
delta-BHC	5.02	5.02	5.03	5.02	4.97	5.07
gamma-BHC (Lindane)	4.75	4.76	4.76	4.76	4.71	4.81
Heptachlor	5.23	5.23	5.24	5.23	5.18	5.28
Aldrin	5.55	5.55	5.56	5.55	5.50	5.60
Heptachlor Epoxide	6.20	6.20	6.21	6.20	6.13	6.27
Endosulfan I	6.66	6.66	6.67	6.66	6.59	6.73
Dieldrin	6.94	6.94	6.95	6.94	6.87	7.01
4,4' -DDE	6.56	6.56	6.57	6.56	6.49	6.63
Endrin	7.23	7.23	7.24	7.23	7.17	7.31
Endosulfan II	7.50	7.50	7.51	7.50	7.43	7.57
4,4' -DDD	7.28	7.28	7.29	7.28	7.21	7.35
Endosulfan Sulfate	8.48	8.48	8.48	8.48	8.41	8.55
4,4' -DDT	7.61	7.61	7.62	7.61	7.54	7.68
Methoxychlor	8.15	8.16	8.16	8.16	8.09	8.23
Endrin ketone	8.80	8.80	8.80	8.80	8.73	8.87
Endrin Aldehyde	7.99	7.99	7.99	7.99	7.92	8.06
alpha-Chlordane	6.49	6.49	6.50	6.49	6.42	6.56
gamma-Chlordane	6.34	6.34	6.35	6.34	6.27	6.41
Decachlorobiphenyl	9.80	9.81	9.81	9.81	9.70	9.90
Tetrachloro-m-xylene	3.85	3.85	3.85	3.85	3.80	3.90

Retention time windows are ± 0.05 minutes for all compounds that elute before Heptachlor epoxide, ± 0.07 minutes for all other compounds, except ± 0.10 minutes for Decachlorobiphenyl.

FORM VI PEST

6D
PESTICIDE INITIAL CALIBRATION OF SINGLE COMPONENT ANALYTES

Lab Name: Phoenix Environmental Client: NETC

Lab Code: Phoenix Case No.: SAS No.: SDG No.: GBY76292

Instrument ID: ECD4

GC Col B: Rtx-440 ID: 0.32 (mm) Date(s) Analyzed: 07/25/17 07/25/17

Method File: PS725BI

COMPOUND	RT OF STANDARDS			MEAN	RT WINDOW	
	LOW 725B036	MID 725B034	HIGH 725B032	RT	FROM	TO
alpha-BHC	4.67	4.68	4.68	4.68	4.63	4.73
beta-BHC	5.24	5.24	5.25	5.24	5.19	5.29
delta-BHC	5.51	5.51	5.51	5.51	5.46	5.56
gamma-BHC (Lindane)	5.03	5.03	5.03	5.03	4.98	5.08
Heptachlor	5.70	5.71	5.71	5.71	5.66	5.76
Aldrin	6.10	6.11	6.11	6.11	6.06	6.16
Heptachlor Epoxide	6.64	6.64	6.65	6.64	6.57	6.71
Endosulfan I	7.15	7.15	7.16	7.15	7.08	7.22
Dieldrin	7.51	7.51	7.52	7.51	7.44	7.58
4,4' -DDE	7.36	7.36	7.37	7.36	7.29	7.43
Endrin	7.80	7.80	7.81	7.80	7.73	7.87
Endosulfan II	8.08	8.08	8.09	8.08	8.01	8.15
4,4' -DDD	8.02	8.02	8.03	8.02	7.95	8.09
Endosulfan Sulfate	8.54	8.55	8.55	8.55	8.48	8.62
4,4' -DDT	8.42	8.43	8.43	8.43	8.36	8.50
Methoxychlor	9.03	9.03	9.04	9.03	8.96	9.10
Endrin ketone	9.11	9.11	9.11	9.11	9.04	9.18
Endrin Aldehyde	8.25	8.25	8.25	8.25	8.18	8.32
alpha-Chlordane	7.10	7.10	7.10	7.10	7.03	7.17
gamma-Chlordane	6.98	6.98	6.99	6.98	6.92	7.06
Decachlorobiphenyl	10.71	10.72	10.72	10.72	10.62	10.82
Tetrachloro-m-xylene	4.20	4.20	4.21	4.20	4.15	4.25

Retention time windows are ± 0.05 minutes for all compounds that elute before Heptachlor epoxide, ± 0.07 minutes for all other compounds, except ± 0.10 minutes for Decachlorobiphenyl.

FORM VI PEST

6E

PESTICIDE INITIAL CALIBRATION OF SINGLE COMPONENT ANALYTES (FACTORS)

Lab Name: Phoenix Environmental Client: NETC

Lab Code: Phoenix Case No.: SAS No.: SDG No.: GBY76292

Instr ID: ECD4 Levels: 8

GC Col A: ID: (mm) Analysis Dates: 07/25/17 - 07/25/17

Method File: PS725AI

CALIBRATION FACTORS

COMPOUND	Level 1 725A037	Level 2 725A036	Level 3 725A035	Level 4 725A034	Level 5 725A033	Level 6 725A032	Level 7 725A038	Level 8 725A039	MEAN	%RSD	*
alpha-BHC	3.172	3.052	2.809	2.861	2.856	2.769	2.765		2.898	5.35	
beta-BHC	1.095	1.146	1.104	1.160	1.121	1.051			1.113	3.50	
delta-BHC	3.159	3.115	2.871	2.919	2.971	2.852			2.981	4.31	
gamma-BHC (Lindane)	2.824	2.753	2.537	2.586	2.556	2.464	2.251	2.279	2.531	7.98	
Heptachlor	3.217	3.067	2.717	2.707	2.676	2.577			2.827	8.98	
Aldrin	2.857	2.691	2.434	2.468	2.443	2.365	2.787		2.578	7.61	
Heptachlor Epoxide	2.806	2.628	2.320	2.374	2.303	2.224			2.442	9.22	
Endosulfan I	2.416	2.333	2.087	2.097	2.120	2.042			2.182	7.02	
Dieldrin	2.322	2.322	2.150	2.156	2.203	2.104	2.053	2.029	2.167	5.11	
4,4' -DDE	2.249	2.191	2.023	2.049	2.075	2.002	1.892		2.069	5.78	
Endrin	2.011	1.937	1.754	1.830	1.852	1.785			1.862	5.17	
Endosulfan II	2.116	2.050	1.842	1.880	1.853	1.775			1.919	6.92	
4,4' -DDD	1.677	1.685	1.557	1.597	1.647	1.575	1.323		1.580	7.83	
Endosulfan Sulfate	1.733	1.667	1.472	1.522	1.517	1.453			1.561	7.26	
4,4' -DDT	1.742	1.684	1.554	1.698	1.659	1.603	1.490		1.633	5.41	
Methoxychlor	0.874	0.846	0.755	0.768	0.766	0.735			0.791	7.01	
Endrin ketone	1.967	1.919	1.698	1.675	1.673	1.590			1.754	8.65	
Endrin Aldehyde	1.686	1.665	1.479	1.468	1.463	1.406			1.528	7.68	
alpha-Chlordane	2.329	2.308	2.120	2.146	2.154	2.076	1.910		2.149	6.61	
gamma-Chlordane	2.782	2.581	2.371	2.370	2.322	2.241	2.966		2.519	10.67	
Decachlorobiphenyl	1.293	1.201	1.094	1.090	1.093	1.064			1.139	7.84	
Tetrachloro-m-xylene	1.158	1.079	0.892	0.883	0.865	0.841			0.953	13.81	

%RSD must be less than or equal 20.0% for all compounds. (*) Criteria exceeded.

FORM VI PEST

6E

PESTICIDE INITIAL CALIBRATION OF SINGLE COMPONENT ANALYTES (FACTORS)

Lab Name: Phoenix Environmental Client: NETC

Lab Code: Phoenix Case No.: SAS No.: SDG No.: GBY76292

Instr ID: ECD4 Levels: 8

GC Col B: ID: (mm) Analysis Dates: 07/25/17 - 07/25/17

Method File: PS725BI

CALIBRATION FACTORS

COMPOUND	Level 1 725B037	Level 2 725B036	Level 3 725B035	Level 4 725B034	Level 5 725B033	Level 6 725B032	Level 7 725B038	Level 8 725B039	MEAN	%RSD	*
alpha-BHC	2.053	2.129	2.166	2.362	2.420	2.405	1.646		2.169	12.56	
beta-BHC	1.245	1.181	1.085	1.062	1.039	1.003	0.801		1.060	13.36	
delta-BHC	2.812	2.632	2.559	2.639	2.675	2.608			2.654	3.25	
gamma-BHC (Lindane)	2.178	2.152	2.142	2.159	2.278	2.185	1.928	2.012	2.129	5.12	
Heptachlor	2.964	2.610	2.478	2.522	2.543	2.467			2.597	7.19	
Aldrin	2.425	2.327	2.199	2.292	2.317	2.315	2.313		2.312	2.86	
Heptachlor Epoxide	2.317	2.244	2.094	2.112	2.173	2.126			2.178	4.00	
Endosulfan I	2.313	2.228	2.091	2.135	2.137	2.064			2.161	4.30	
Dieldrin	1.840	1.903	1.862	1.985	2.025	2.034	1.392	1.363	1.801	15.03	
4,4' -DDE	2.056	1.948	1.820	1.864	1.868	1.890	1.933		1.911	4.04	
Endrin	2.110	1.900	1.764	1.834	1.846	1.825			1.880	6.43	
Endosulfan II	2.003	1.994	1.863	1.829	1.841	1.790			1.887	4.76	
4,4' -DDD	1.317	1.223	1.123	1.161	1.173	1.163	1.340		1.214	6.88	
Endosulfan Sulfate	1.988	1.966	1.720	1.719	1.707	1.653			1.792	8.11	
4,4' -DDT	1.380	1.364	1.316	1.378	1.405	1.394	1.211		1.350	5.01	
Methoxychlor	0.850	0.826	0.781	0.783	0.782	0.762			0.797	4.16	
Endrin ketone	2.080	1.967	1.794	1.800	1.811	1.763			1.869	6.72	
Endrin Aldehyde	1.500	1.486	1.392	1.462	1.466	1.438			1.457	2.62	
alpha-Chlordane	2.118	2.095	1.976	2.022	2.048	2.024	1.864		2.021	4.15	
gamma-Chlordane	2.491	2.337	2.137	2.189	2.194	2.151	2.419		2.274	6.21	
Decachlorobiphenyl	2.010	1.899	1.755	1.752	1.728	1.676			1.803	6.96	
Tetrachloro-m-xylene	1.140	1.043	0.963	0.932	0.909	0.874			0.977	10.06	

%RSD must be less than or equal 20.0% for all compounds. (*) Criteria exceeded.

FORM VI PEST

Turbochrom Method File : E:\TC2017\ECD4\07-JUL\PS725AI.MTH
Created by : am on : 7/26/2017 01:44 PM
Edited by : cw on : 7/26/2017 01:51 PM
Description :

Number of Times Edited : 4
Number of Times Calibrated : 7474

Instrument Conditions :

Instrument Control Method:

Instrument name : AUTO4-DUAL_ECD

Channel Parameters:

Data will be collected from both channels

Channel A signal source: DetA		Channel B signal source: DetB	
Analog Output	: INT	Analog Output	: INT
Attenuation	: -3	Attenuation	: -4
Offset	: 5.0 mV	Offset	: 5.0 mV

Delay Time : 0.00 min.
Run Time : 16.39 min.
Sampling Rate : 1.5625 pts/s

Autosampler Method:

Injection Volume	: 1.0 µl	Pre-Sequence Washes	: 1
Injection Speed	: NORM	Sample Washes	: 2
Viscosity Delay	: 0	Sample Pumps	: 4
Waste Vial	: 1	Solvent A Washes	: 4

Carriers Parameters:

Carrier A control : Press - PSIG
Initial Setpoint : 0.0 Initial Hold : 0.00 min

Carrier B control : Flow - He
Initial Setpoint : 0.0 Initial Hold : 0.00 min

Auxiliary Pneumatic 1 :
Auxiliary Pneumatic 1 setpoint : 0
Auxiliary Pneumatic 2 :
Auxiliary Pneumatic 2 setpoint : 0
Auxiliary Pneumatic 3 :
Auxiliary Pneumatic 3 setpoint : 0
Auxiliary Pneumatic 4 :
Auxiliary Pneumatic 4 setpoint : 0

Valve configuration and settings:

Valve 1 : SPLIT OFF		Valve 2 : NONE	
Valve 3 : NONE		Valve 4 : NONE	
Valve 5 : NONE		Valve 6 : NONE	

Detector Parameters:

Detector A : ECD		Detector B : ECD	
Range	: 1	Range	: 1
Time Constant	: 200	Time Constant	: 200

Autozero : OFF
Ref Gas Flow : 30.0 mL/m
MkUp Gas Flow : 0.0 mL/m

Autozero : OFF
Ref Gas Flow : 30.0 mL/m
MkUp Gas Flow : 0.0 mL/m

Heated Zones:

Injector A :
Injector A Setpoint : 250°
Injector B :
Injector B Setpoint : OFF
Detector A : 350°
Detector B : 350°
Auxiliary (NONE) : 0°

Oven Program:

Cryogenics : OFF
Initial Temp : 120° Maximum Temp : 350°
Initial Hold : 1.20 min Equilibration Time : 0.5 min
Ramp 1 : 27.8 °/min to 200°, hold for 0.00 min
Ramp 2 : 8.9 °/min to 230°, hold for 0.00 min
Ramp 3 : 18.2 °/min to 320°, hold for 4.00 min

Total Run Time : 16.39 min

Timed Events:

There are no timed events in the method

Real Time Plot Parameters :

Channel A -- Pages: 1 Offset: 0.000 mV Scale: 1000.000 mV
Channel B -- Pages: 1 Offset: 0.000 mV Scale: 1000.000 mV

Processing Parameters :

Bunch Factor : 1 points
Noise Threshold : 332 µV
Area Threshold : 1661.00 µV

Peak Separation Criteria
Width Ratio : 0.200
Valley-to-Peak Ratio : 0.010

Exponential Skim Criteria
Peak Height Ratio : 5.000
Adjusted Height Ratio : 4.000
Valley Height Ratio : 3.000

Baseline Timed Events :

Event #1 - -P at 0.025
Event #2 - +P at 2.969
Event #3 - -P at 3.157
Event #4 - +P at 3.743
Event #5 - -P at 3.931
Event #6 - +P at 4.205
Event #7 - -P at 4.565
Event #8 - +P at 4.706
Event #9 - -P at 5.324

Event #10 - +P at 5.496
Event #11 - -P at 5.661
Event #12 - +P at 6.090
Event #13 - -P at 8.885
Event #14 - +P at 9.768
Event #15 - -P at 9.949

Annotated Replot Parameters :
No replot will be printed

Report Format files :
No report format files given

User Programs :
No user programs will be executed

Global Information :
Default Sample Volume : 1.000 ul
Quantitation Units :
Void Time : 0.000 min
Correct amounts during calibration : YES
Reject outliers during calibration : NO
An Internal Standard calibration will be used
Unknown peaks will be quantitated using a response factor of 1.000000e+06

Component Information :
Int Std
Component Type : Single Peak Component
Retention Time : 3.058 min Search Window: 1.00 s, 1.00 %
Reference Component:
Find peak closest to expected RT in window
Internal Standard :
Use Average Calibration Factor (Area ratio / Amount ratio)
User Values:
Label :
Value 1: 0.000000
Value 2: 0.000000
Value 3: 0.000000
Value 4: 0.000000
Value 5: 0.000000
Calibration Levels:

Level Name	Amount	Area	Height	ISTD Resp.	ISTD Amt.	# Replicates
1	100.0000	572698.35	294570.27	1.0000	1.0000	1
1A	100.0000	522296.43	220415.40	1.0000	1.0000	1
1G	100.0000	565878.72	271664.45	1.0000	1.0000	1
2	100.0000	518213.57	270105.62	1.0000	1.0000	1
3	100.0000	545936.20	266400.47	1.0000	1.0000	1
4	100.0000	525198.63	267637.73	1.0000	1.0000	1
5	100.0000	513843.35	251275.00	1.0000	1.0000	1
6	100.0000	511277.41	267050.71	1.0000	1.0000	1

Average Calibration Factor = 1.000000 (%RSD = 0.00)

% TCMX
Component Type : Single Peak Component
Retention Time : 3.847 min Search Window: 1.00 s, 1.00 %
Reference Component:
Find peak closest to expected RT in window

Internal Standard : Int Std
Use Average Calibration Factor (Area ratio / Amount ratio)
User Values:
Label :
Value 1: 0.000000
Value 2: 0.000000
Value 3: 0.000000
Value 4: 0.000000
Value 5: 0.000000
Calibration Levels:

Level Name	Amount	Area	Height	ISTD Resp.	ISTD Amt.	# Replicates
1	20.0000	132600.48	76841.08	0.2315	0.2000	1
2	40.0000	223592.75	119852.00	0.4315	0.4000	1
3	60.0000	292225.86	163567.47	0.5353	0.6000	1
4	80.0000	370897.36	207071.62	0.7062	0.8000	1
5	100.0000	444489.94	241948.89	0.8650	1.0000	1
6	120.0000	516189.25	285104.45	1.0096	1.2000	1

Average Calibration Factor = 0.952934 (%RSD = 13.81)

Hexachlorobenzene
Component Type : Single Peak Component
Retention Time : 4.257 min Search Window: 0.50 s, 0.50 %
Reference Component: % TCMX
Find peak closest to expected RT in window
Internal Standard : Int Std
Use Average Calibration Factor (Area ratio / Amount ratio)
User Values:
Label :
Value 1: 0.000000
Value 2: 0.000000
Value 3: 0.000000
Value 4: 0.000000
Value 5: 0.000000
Calibration Levels:

Level Name	Amount	Area	Height	ISTD Resp.	ISTD Amt.	# Replicates
1	5.0000	121345.60	66785.88	0.2119	0.0500	1
2	10.0000	192630.65	107866.49	0.3717	0.1000	1
3	25.0000	428871.16	228783.49	0.7856	0.2500	1
4	50.0000	781437.57	401629.65	1.4879	0.5000	1
5	75.0000	1096573.23	561667.11	2.1341	0.7500	1
6	100.0000	1378683.15	717377.88	2.6965	1.0000	1

Average Calibration Factor = 3.269151 (%RSD = 18.09)

a-BHC
Component Type : Single Peak Component
Retention Time : 4.430 min Search Window: 0.50 s, 0.50 %
Reference Component: % TCMX
Find peak closest to expected RT in window
Internal Standard : Int Std
Use Average Calibration Factor (Area ratio / Amount ratio)
User Values:
Label :
Value 1: 0.000000
Value 2: 0.000000
Value 3: 0.000000
Value 4: 0.000000
Value 5: 0.000000
Calibration Levels:

Level Name	Amount	Area	Height	ISTD Resp.	ISTD Amt.	# Replicates
1a	2.5000	36108.70	19661.29	0.0691	0.0250	1
1	5.0000	90837.99	54290.04	0.1586	0.0500	1
2	10.0000	158161.49	94887.09	0.3052	0.1000	1
3	25.0000	383439.50	219729.36	0.7024	0.2500	1
4	50.0000	751261.08	418205.53	1.4304	0.5000	1
5	75.0000	1100682.10	599659.47	2.1421	0.7500	1
6	100.0000	1415669.47	778986.96	2.7689	1.0000	1

Average Calibration Factor = 2.897850 (%RSD = 5.35)

g-BHC

Component Type : Single Peak Component
Retention Time : 4.753 min Search Window: 0.50 s, 0.50 %
Reference Component: % TCMX
Find peak closest to expected RT in window
Internal Standard : Int Std
Use Average Calibration Factor (Area ratio / Amount ratio)
User Values:
Label :
Value 1: 0.000000
Value 2: 0.000000
Value 3: 0.000000
Value 4: 0.000000
Value 5: 0.000000
Calibration Levels:

Level Name	Amount	Area	Height	ISTD Resp.	ISTD Amt.	# Replicates
1g	1.5000	19347.57	12421.75	0.0342	0.0150	1
1a	2.5000	29389.56	16962.35	0.0563	0.0250	1
1	5.0000	80876.75	49415.28	0.1412	0.0500	1
2	10.0000	142677.48	86075.89	0.2753	0.1000	1
3	25.0000	346292.81	201377.82	0.6343	0.2500	1
4	50.0000	679169.27	380585.00	1.2932	0.5000	1
5	75.0000	985138.42	544374.73	1.9172	0.7500	1
6	100.0000	1259703.96	703411.14	2.4638	1.0000	1

Average Calibration Factor = 2.531436 (%RSD = 7.98)

b-BHC

Component Type : Single Peak Component
Retention Time : 4.836 min Search Window: 0.50 s, 0.50 %
Reference Component: % TCMX
Find peak closest to expected RT in window
Internal Standard : Int Std
Use Average Calibration Factor (Area ratio / Amount ratio)
User Values:
Label :
Value 1: 0.000000
Value 2: 0.000000
Value 3: 0.000000
Value 4: 0.000000
Value 5: 0.000000
Calibration Levels:

Level Name	Amount	Area	Height	ISTD Resp.	ISTD Amt.	# Replicates
1	5.0000	31360.44	20354.66	0.0548	0.0500	1
2	10.0000	59393.32	36184.01	0.1146	0.1000	1
3	25.0000	150648.44	85137.43	0.2759	0.2500	1
4	50.0000	304485.44	162416.38	0.5798	0.5000	1
5	75.0000	432171.43	227574.83	0.8411	0.7500	1
6	100.0000	537341.20	289699.03	1.0510	1.0000	1

Average Calibration Factor = 1.112829 (%RSD = 3.50)

d-BHC

Component Type : Single Peak Component
Retention Time : 5.020 min Search Window: 0.50 s, 0.50 %
Reference Component: % TCMX
Find peak closest to expected RT in window
Internal Standard : Int Std
Use Average Calibration Factor (Area ratio / Amount ratio)
User Values:
Label :
Value 1: 0.000000
Value 2: 0.000000
Value 3: 0.000000
Value 4: 0.000000
Value 5: 0.000000
Calibration Levels:

Level Name	Amount	Area	Height	ISTD Resp.	ISTD Amt.	# Replicates
1	5.0000	90471.72	54306.85	0.1580	0.0500	1
2	10.0000	161428.07	96346.51	0.3115	0.1000	1
3	25.0000	391832.97	224827.07	0.7177	0.2500	1
4	50.0000	766546.78	427270.36	1.4595	0.5000	1
5	75.0000	1144919.67	611546.56	2.2281	0.7500	1
6	100.0000	1458257.36	781644.61	2.8522	1.0000	1

Average Calibration Factor = 2.981268 (%RSD = 4.31)

Heptachlor
Component Type : Single Peak Component
Retention Time : 5.232 min Search Window: 0.50 s, 0.50 %
Reference Component: % TCMX
Find peak closest to expected RT in window
Internal Standard : Int Std
Use Average Calibration Factor (Area ratio / Amount ratio)
User Values:
Label :
Value 1: 0.000000
Value 2: 0.000000
Value 3: 0.000000
Value 4: 0.000000
Value 5: 0.000000
Calibration Levels:

Level Name	Amount	Area	Height	ISTD Resp.	ISTD Amt.	# Replicates
1	5.0000	92122.86	51506.78	0.1609	0.0500	1
2	10.0000	158954.93	90183.18	0.3067	0.1000	1
3	25.0000	370808.59	206031.58	0.6792	0.2500	1
4	50.0000	710808.77	391003.10	1.3534	0.5000	1
5	75.0000	1031314.88	560134.03	2.0071	0.7500	1
6	100.0000	1317495.28	711881.32	2.5769	1.0000	1

Average Calibration Factor = 2.826858 (%RSD = 8.98)

Aldrin
Component Type : Single Peak Component
Retention Time : 5.547 min Search Window: 0.50 s, 0.50 %
Reference Component: % TCMX
Find peak closest to expected RT in window
Internal Standard : Int Std
Use Average Calibration Factor (Area ratio / Amount ratio)
User Values:
Label :
Value 1: 0.000000
Value 2: 0.000000

Value 3: 0.000000
Value 4: 0.000000
Value 5: 0.000000

Calibration Levels:

Level Name	Amount	Area	Height	ISTD Resp.	ISTD Amt.	# Replicates
1a	2.5000	36394.95	19718.56	0.0697	0.0250	1
1	5.0000	81814.16	47118.88	0.1429	0.0500	1
2	10.0000	139433.70	80236.51	0.2691	0.1000	1
3	25.0000	332186.36	188073.22	0.6085	0.2500	1
4	50.0000	648025.53	354853.21	1.2339	0.5000	1
5	75.0000	941484.61	512668.21	1.8322	0.7500	1
6	100.0000	1209316.97	656221.13	2.3653	1.0000	1

Average Calibration Factor = 2.577857 (%RSD = 7.61)

Heptachlor epoxide

Component Type : Single Peak Component
Retention Time : 6.201 min Search Window: 0.50 s, 0.50 %
Reference Component:
Find peak closest to expected RT in window
Internal Standard : Int Std
Use Average Calibration Factor (Area ratio / Amount ratio)
User Values:
Label :
Value 1: 0.000000
Value 2: 0.000000
Value 3: 0.000000
Value 4: 0.000000
Value 5: 0.000000

Calibration Levels:

Level Name	Amount	Area	Height	ISTD Resp.	ISTD Amt.	# Replicates
1	5.0000	80351.53	41833.04	0.1403	0.0500	1
2	10.0000	136172.66	71541.98	0.2628	0.1000	1
3	25.0000	316627.21	166884.64	0.5800	0.2500	1
4	50.0000	623293.71	317482.54	1.1868	0.5000	1
5	75.0000	887560.45	452502.36	1.7273	0.7500	1
6	100.0000	1136972.02	574448.73	2.2238	1.0000	1

Average Calibration Factor = 2.442348 (%RSD = 9.22)

g-Chlordane

Component Type : Single Peak Component
Retention Time : 6.343 min Search Window: 0.50 s, 0.50 %
Reference Component: Heptachlor epoxide
Find peak closest to expected RT in window
Internal Standard : Int Std
Use Average Calibration Factor (Area ratio / Amount ratio)
User Values:
Label :
Value 1: 0.000000
Value 2: 0.000000
Value 3: 0.000000
Value 4: 0.000000
Value 5: 0.000000

Calibration Levels:

Level Name	Amount	Area	Height	ISTD Resp.	ISTD Amt.	# Replicates
1a	2.5000	38734.17	15257.17	0.0742	0.0250	1
1	5.0000	79670.00	38056.19	0.1391	0.0500	1
2	10.0000	133733.47	69082.78	0.2581	0.1000	1
3	25.0000	323668.82	163116.02	0.5929	0.2500	1
4	50.0000	622324.37	310487.65	1.1849	0.5000	1
5	75.0000	924703.06	451154.23	1.7412	0.7500	1
6	100.0000	1145646.13	578454.68	2.2408	1.0000	1

Average Calibration Factor = 2.519010 (%RSD = 10.67)

a-Chlordane
Component Type : Single Peak Component
Retention Time : 6.490 min Search Window: 0.40 s, 0.30 %
Reference Component: Heptachlor epoxide
Find peak closest to expected RT in window
Internal Standard : Int Std
Use Average Calibration Factor (Area ratio / Amount ratio)
User Values:
Label :
Value 1: 0.000000
Value 2: 0.000000
Value 3: 0.000000
Value 4: 0.000000
Value 5: 0.000000
Calibration Levels:

Level Name	Amount	Area	Height	ISTD Resp.	ISTD Amt.	# Replicates
1a	2.5000	24945.24	14555.51	0.0478	0.0250	1
1	5.0000	66693.54	38238.44	0.1165	0.0500	1
2	10.0000	119624.59	66951.10	0.2308	0.1000	1
3	25.0000	289321.11	156075.75	0.5300	0.2500	1
4	50.0000	563578.53	298622.56	1.0731	0.5000	1
5	75.0000	830079.13	430064.48	1.6154	0.7500	1
6	100.0000	1061467.12	542629.86	2.0761	1.0000	1

Average Calibration Factor = 2.149131 (%RSD = 6.61)

4,4'-DDE
Component Type : Single Peak Component
Retention Time : 6.557 min Search Window: 0.50 s, 0.50 %
Reference Component: Heptachlor epoxide
Find largest peak in window
Internal Standard : Int Std
Use Average Calibration Factor (Area ratio / Amount ratio)
User Values:
Label :
Value 1: 0.000000
Value 2: 0.000000
Value 3: 0.000000
Value 4: 0.000000
Value 5: 0.000000
Calibration Levels:

Level Name	Amount	Area	Height	ISTD Resp.	ISTD Amt.	# Replicates
1a	2.5000	24703.93	14152.73	0.0473	0.0250	1
1	5.0000	64406.57	35864.71	0.1125	0.0500	1
2	10.0000	113546.28	62771.09	0.2191	0.1000	1
3	25.0000	276147.39	145795.64	0.5058	0.2500	1
4	50.0000	538055.14	278096.92	1.0245	0.5000	1
5	75.0000	799546.77	400780.90	1.5560	0.7500	1
6	100.0000	1023666.61	508095.59	2.0022	1.0000	1

Average Calibration Factor = 2.068771 (%RSD = 5.78)

Endosulfan I
Component Type : Single Peak Component
Retention Time : 6.659 min Search Window: 0.30 s, 0.30 %
Reference Component: Heptachlor epoxide
Find peak closest to expected RT in window
Internal Standard : Int Std

Use Average Calibration Factor (Area ratio / Amount ratio)
User Values:
Label :
Value 1: 0.000000
Value 2: 0.000000
Value 3: 0.000000
Value 4: 0.000000
Value 5: 0.000000
Calibration Levels:

Level Name	Amount	Area	Height	ISTD Resp.	ISTD Amt.	# Replicates
1	5.0000	69171.16	37432.25	0.1208	0.0500	1
2	10.0000	120893.66	65396.48	0.2333	0.1000	1
3	25.0000	284835.90	149890.60	0.5217	0.2500	1
4	50.0000	550627.95	283571.48	1.0484	0.5000	1
5	75.0000	817002.75	403035.96	1.5900	0.7500	1
6	100.0000	1043793.60	509590.53	2.0415	1.0000	1

Average Calibration Factor = 2.182304 (%RSD = 7.02)

Dieldrin
Component Type : Single Peak Component
Retention Time : 6.942 min Search Window: 0.50 s, 0.50 %
Reference Component: Heptachlor epoxide
Find largest peak in window
Internal Standard : Int Std
Use Average Calibration Factor (Area ratio / Amount ratio)
User Values:
Label :
Value 1: 0.000000
Value 2: 0.000000
Value 3: 0.000000
Value 4: 0.000000
Value 5: 0.000000
Calibration Levels:

Level Name	Amount	Area	Height	ISTD Resp.	ISTD Amt.	# Replicates
1g	1.5000	17220.38	9955.45	0.0304	0.0150	1
1a	2.5000	26812.09	14706.83	0.0513	0.0250	1
1	5.0000	66490.48	36717.89	0.1161	0.0500	1
2	10.0000	120334.00	64963.23	0.2322	0.1000	1
3	25.0000	293434.97	154068.45	0.5375	0.2500	1
4	50.0000	566062.03	288852.93	1.0778	0.5000	1
5	75.0000	848849.72	427018.45	1.6520	0.7500	1
6	100.0000	1075480.30	534948.41	2.1035	1.0000	1

Average Calibration Factor = 2.167244 (%RSD = 5.11)

Endrin Breakdown
Component Type : Named Group
Group Members:
Endrin
Endrin aldehyde
Endrin Ketone

Internal Standard : Int Std
Quantitation will be done using response factor = 1.000000e+06

Endrin
Component Type : Single Peak Component
Retention Time : 7.232 min Search Window: 0.30 s, 0.30 %
Reference Component:
Find largest peak in window

Internal Standard : Int Std
Use Average Calibration Factor (Area ratio / Amount ratio)
User Values:
Label :
Value 1: 0.000000
Value 2: 0.000000
Value 3: 0.000000
Value 4: 0.000000
Value 5: 0.000000
Calibration Levels:

Level Name	Amount	Area	Height	ISTD Resp.	ISTD Amt.	# Replicates
1	5.0000	57580.50	31011.85	0.1005	0.0500	1
2	10.0000	100371.69	54541.80	0.1937	0.1000	1
3	25.0000	239446.57	127543.96	0.4386	0.2500	1
4	50.0000	480672.33	246464.66	0.9152	0.5000	1
5	75.0000	713594.40	369984.94	1.3887	0.7500	1
6	100.0000	912600.02	466464.48	1.7849	1.0000	1

Average Calibration Factor = 1.861526 (%RSD = 5.17)

4,4'-DDD
Component Type : Single Peak Component
Retention Time : 7.278 min Search Window: 0.60 s, 0.50 %
Reference Component: Endrin
Find largest peak in window
Internal Standard : Int Std
Use Average Calibration Factor (Area ratio / Amount ratio)
User Values:
Label :
Value 1: 0.000000
Value 2: 0.000000
Value 3: 0.000000
Value 4: 0.000000
Value 5: 0.000000
Calibration Levels:

Level Name	Amount	Area	Height	ISTD Resp.	ISTD Amt.	# Replicates
1a	2.5000	17270.63	9729.42	0.0331	0.0250	1
1	5.0000	48010.08	25842.94	0.0838	0.0500	1
2	10.0000	87324.65	46190.27	0.1685	0.1000	1
3	25.0000	212540.49	109099.51	0.3893	0.2500	1
4	50.0000	419350.72	209138.35	0.7985	0.5000	1
5	75.0000	634655.13	303842.71	1.2351	0.7500	1
6	100.0000	805032.44	389739.27	1.5746	1.0000	1

Average Calibration Factor = 1.579993 (%RSD = 7.83)

Endosulfan II
Component Type : Single Peak Component
Retention Time : 7.502 min Search Window: 0.50 s, 0.50 %
Reference Component: Endrin
Find largest peak in window
Internal Standard : Int Std
Use Average Calibration Factor (Area ratio / Amount ratio)
User Values:
Label :
Value 1: 0.000000
Value 2: 0.000000
Value 3: 0.000000
Value 4: 0.000000
Value 5: 0.000000
Calibration Levels:

Level Name	Amount	Area	Height	ISTD Resp.	ISTD Amt.	# Replicates
1	5.0000	60581.18	32523.34	0.1058	0.0500	1
2	10.0000	106214.10	56736.81	0.2050	0.1000	1
3	25.0000	251362.92	130412.45	0.4604	0.2500	1
4	50.0000	493614.24	244900.18	0.9399	0.5000	1
5	75.0000	714093.67	352551.32	1.3897	0.7500	1
6	100.0000	907722.31	443756.04	1.7754	1.0000	1

Average Calibration Factor = 1.919172 (%RSD = 6.92)

DDT Breakdown
Component Type : Named Group
Group Members:
4,4'-DDE
4,4'-DDD
4,4'-DDT

Internal Standard : Int Std
Quantitation will be done using response factor = 1.000000e+06

4,4'-DDT
Component Type : Single Peak Component
Retention Time : 7.608 min Search Window: 0.75 s, 0.75 %
Reference Component: Endrin
Find largest peak in window
Internal Standard : Int Std
Use Average Calibration Factor (Area ratio / Amount ratio)
User Values:
Label :
Value 1: 0.000000
Value 2: 0.000000
Value 3: 0.000000
Value 4: 0.000000
Value 5: 0.000000
Calibration Levels:

Level Name	Amount	Area	Height	ISTD Resp.	ISTD Amt.	# Replicates
1a	2.5000	19461.90	10719.97	0.0373	0.0250	1
1	5.0000	49872.76	27322.75	0.0871	0.0500	1
2	10.0000	87264.48	47422.72	0.1684	0.1000	1
3	25.0000	212047.03	110922.26	0.3884	0.2500	1
4	50.0000	445961.31	218307.31	0.8491	0.5000	1
5	75.0000	639294.30	315469.63	1.2441	0.7500	1
6	100.0000	819451.19	401227.80	1.6028	1.0000	1

Average Calibration Factor = 1.632803 (%RSD = 5.41)

Endrin aldehyde
Component Type : Single Peak Component
Retention Time : 7.987 min Search Window: 0.50 s, 0.50 %
Reference Component: Endrin
Find largest peak in window
Internal Standard : Int Std
Use Average Calibration Factor (Area ratio / Amount ratio)
User Values:
Label :
Value 1: 0.000000
Value 2: 0.000000
Value 3: 0.000000
Value 4: 0.000000
Value 5: 0.000000
Calibration Levels:

Level Name	Amount	Area	Height	ISTD Resp.	ISTD Amt.	# Replicates
1	5.0000	48291.64	25809.18	0.0843	0.0500	1
2	10.0000	86264.35	45128.03	0.1665	0.1000	1
3	25.0000	201889.94	102169.35	0.3698	0.2500	1
4	50.0000	385384.80	194341.58	0.7338	0.5000	1
5	75.0000	563906.80	276313.12	1.0974	0.7500	1
6	100.0000	718827.45	350181.11	1.4059	1.0000	1

Average Calibration Factor = 1.527848 (%RSD = 7.68)

Methoxychlor

Component Type : Single Peak Component
Retention Time : 8.154 min Search Window: 0.30 s, 0.30 %
Reference Component: Endrin
Find largest peak in window
Internal Standard : Int Std
Use Average Calibration Factor (Area ratio / Amount ratio)
User Values:
Label :
Value 1: 0.000000
Value 2: 0.000000
Value 3: 0.000000
Value 4: 0.000000
Value 5: 0.000000
Calibration Levels:

Level Name	Amount	Area	Height	ISTD Resp.	ISTD Amt.	# Replicates
1	5.0000	25019.35	13873.98	0.0437	0.0500	1
2	10.0000	43816.51	23992.30	0.0846	0.1000	1
3	25.0000	103028.29	55385.66	0.1887	0.2500	1
4	50.0000	201616.43	103513.12	0.3839	0.5000	1
5	75.0000	295350.59	148400.09	0.5748	0.7500	1
6	100.0000	375944.78	186918.92	0.7353	1.0000	1

Average Calibration Factor = 0.790600 (%RSD = 7.01)

Mirex

Component Type : Single Peak Component
Retention Time : 8.364 min Search Window: 0.30 s, 0.30 %
Reference Component: Endrin
Find largest peak in window
Internal Standard : Int Std
Use Average Calibration Factor (Area ratio / Amount ratio)
User Values:
Label :
Value 1: 0.000000
Value 2: 0.000000
Value 3: 0.000000
Value 4: 0.000000
Value 5: 0.000000
Calibration Levels:

Level Name	Amount	Area	Height	ISTD Resp.	ISTD Amt.	# Replicates
1	5.0000	44243.17	24848.67	0.0773	0.0500	1
2	10.0000	74141.19	40627.66	0.1431	0.1000	1
3	25.0000	167236.16	87010.19	0.3063	0.2500	1
4	50.0000	316055.18	157491.30	0.6018	0.5000	1
5	75.0000	456444.22	222858.26	0.8883	0.7500	1
6	100.0000	571033.64	279051.58	1.1169	1.0000	1

Average Calibration Factor = 1.284322 (%RSD = 12.91)

Endosulfan sulfate

Component Type : Single Peak Component

Retention Time : 8.478 min Search Window: 0.50 s, 0.50 %
Reference Component: Endrin
Find largest peak in window
Internal Standard : Int Std
Use Average Calibration Factor (Area ratio / Amount ratio)
User Values:
Label :
Value 1: 0.000000
Value 2: 0.000000
Value 3: 0.000000
Value 4: 0.000000
Value 5: 0.000000
Calibration Levels:

Level Name	Amount	Area	Height	ISTD Resp.	ISTD Amt.	# Replicates
1	5.0000	49637.39	27631.11	0.0867	0.0500	1
2	10.0000	86407.19	47706.40	0.1667	0.1000	1
3	25.0000	200914.11	106961.33	0.3680	0.2500	1
4	50.0000	399668.85	201295.44	0.7610	0.5000	1
5	75.0000	584482.32	286318.69	1.1375	0.7500	1
6	100.0000	742771.71	358895.58	1.4528	1.0000	1

Average Calibration Factor = 1.560718 (%RSD = 7.26)

Endrin Ketone
Component Type : Single Peak Component
Retention Time : 8.797 min Search Window: 0.30 s, 0.30 %
Reference Component: Endrin
Find largest peak in window
Internal Standard : Int Std
Use Average Calibration Factor (Area ratio / Amount ratio)
User Values:
Label :
Value 1: 0.000000
Value 2: 0.000000
Value 3: 0.000000
Value 4: 0.000000
Value 5: 0.000000
Calibration Levels:

Level Name	Amount	Area	Height	ISTD Resp.	ISTD Amt.	# Replicates
1	5.0000	56316.30	30126.14	0.0983	0.0500	1
2	10.0000	99436.41	52395.08	0.1919	0.1000	1
3	25.0000	231746.24	116519.83	0.4245	0.2500	1
4	50.0000	439968.02	216973.18	0.8377	0.5000	1
5	75.0000	644930.38	311590.77	1.2551	0.7500	1
6	100.0000	813032.52	391792.63	1.5902	1.0000	1

Average Calibration Factor = 1.753770 (%RSD = 8.65)

% DCBP
Component Type : Single Peak Component
Retention Time : 9.800 min Search Window: 1.00 s, 1.00 %
Reference Component: Endrin
Find largest peak in window
Internal Standard : Int Std
Use Average Calibration Factor (Area ratio / Amount ratio)
User Values:
Label :
Value 1: 0.000000
Value 2: 0.000000
Value 3: 0.000000

Value 4: 0.000000
Value 5: 0.000000

Calibration Levels:

Level Name	Amount	Area	Height	ISTD Resp.	ISTD Amt.	# Replicates
1	20.0000	148131.89	74387.53	0.2587	0.2000	1
2	40.0000	248901.75	120590.17	0.4803	0.4000	1
3	60.0000	358215.74	168463.23	0.6561	0.6000	1
4	80.0000	458009.40	213086.53	0.8721	0.8000	1
5	100.0000	561441.97	256997.90	1.0926	1.0000	1
6	120.0000	652856.71	296323.02	1.2769	1.2000	1

Average Calibration Factor = 1.139074 (%RSD = 7.84)

Calibration Replicate Lists:

Component: Int Std

Level : 1

Area	Height	Vol Adj Amt	ISTD Response	ISTD Amount	Date/Time	File
572698.35	294570.27	100.0000	1.0000	1.0000	7/26/2017 01:48 PM	GEDIT.RS

Level : 1A

Area	Height	Vol Adj Amt	ISTD Response	ISTD Amount	Date/Time	File
522296.43	220415.40	100.0000	1.0000	1.0000	7/26/2017 01:48 PM	GEDIT.RS

Level : 1G

Area	Height	Vol Adj Amt	ISTD Response	ISTD Amount	Date/Time	File
565878.72	271664.45	100.0000	1.0000	1.0000	7/26/2017 01:48 PM	GEDIT.RS

Level : 2

Area	Height	Vol Adj Amt	ISTD Response	ISTD Amount	Date/Time	File
518213.57	270105.62	100.0000	1.0000	1.0000	7/26/2017 01:48 PM	GEDIT.RS

Level : 3

Area	Height	Vol Adj Amt	ISTD Response	ISTD Amount	Date/Time	File
545936.20	266400.47	100.0000	1.0000	1.0000	7/26/2017 01:48 PM	GEDIT.RS

Level : 4

Area	Height	Vol Adj Amt	ISTD Response	ISTD Amount	Date/Time	File
525198.63	267637.73	100.0000	1.0000	1.0000	7/26/2017 01:48 PM	GEDIT.RS

Level : 5

Area	Height	Vol Adj Amt	ISTD Response	ISTD Amount	Date/Time	File
513843.35	251275.00	100.0000	1.0000	1.0000	7/26/2017 01:48 PM	GEDIT.RS

Level : 6

Area	Height	Vol Adj Amt	ISTD Response	ISTD Amount	Date/Time	File
511277.41	267050.71	100.0000	1.0000	1.0000	7/26/2017 01:48 PM	GEDIT.RS

Component: % TCMX

Level : 1

Area	Height	Vol Adj Amt	ISTD Response	ISTD Amount	Date/Time	File
132600.48	76841.08	20.0000	0.2315	0.2000	7/26/2017 01:48 PM	GEDIT.RS

Level : 2

Area	Height	Vol Adj Amt	ISTD Response	ISTD Amount	Date/Time	File
223592.75	119852.00	40.0000	0.4315	0.4000	7/26/2017 01:48 PM	GEDIT.RS

Level : 3

Area	Height	Vol Adj Amt	ISTD Response	ISTD Amount	Date/Time	File
292225.86	163567.47	60.0000	0.5353	0.6000	7/26/2017 01:48 PM	GEDIT.RS

Level : 4

Area	Height	Vol Adj Amt	ISTD Response	ISTD Amount	Date/Time	File
370897.36	207071.62	80.0000	0.7062	0.8000	7/26/2017 01:48 PM	GEDIT.RS

Level : 5

Area	Height	Vol Adj Amt	ISTD Response	ISTD Amount	Date/Time	File
444489.94	241948.89	100.0000	0.8650	1.0000	7/26/2017 01:48 PM	GEDIT.RS

Level : 6

Area	Height	Vol Adj Amt	ISTD Response	ISTD Amount	Date/Time	File
516189.25	285104.45	120.0000	1.0096	1.2000	7/26/2017 01:48 PM	GEDIT.RS

Component: Hexachlorobenzene

Level : 1

Area	Height	Vol Adj Amt	ISTD Response	ISTD Amount	Date/Time	File
121345.60	66785.88	5.0000	0.2119	0.0500	7/26/2017 01:48 PM	GEDIT.RS

Level : 2

Area	Height	Vol Adj Amt	ISTD Response	ISTD Amount	Date/Time	File
192630.65	107866.49	10.0000	0.3717	0.1000	7/26/2017 01:48 PM	GEDIT.RS

Level : 3

Area	Height	Vol Adj Amt	ISTD Response	ISTD Amount	Date/Time	File
428871.16	228783.49	25.0000	0.7856	0.2500	7/26/2017 01:48 PM	GEDIT.RS

Level : 4

Area	Height	Vol Adj Amt	ISTD Response	ISTD Amount	Date/Time	File
781437.57	401629.65	50.0000	1.4879	0.5000	7/26/2017 01:48 PM	GEDIT.RS

Level : 5

Area	Height	Vol Adj Amt	ISTD Response	ISTD Amount	Date/Time	File
1096573.23	561667.11	75.0000	2.1341	0.7500	7/26/2017 01:48 PM	GEDIT.RS

Level : 6

Area	Height	Vol Adj Amt	ISTD Response	ISTD Amount	Date/Time	File
1378683.15	717377.88	100.0000	2.6965	1.0000	7/26/2017 01:48 PM	GEDIT.RS

Component: a-BHC

Level : 1a

Area	Height	Vol Adj Amt	ISTD Response	ISTD Amount	Date/Time	File
36108.70	19661.29	2.5000	0.0691	0.0250	7/26/2017 01:48 PM	GEDIT.RS

Level : 1

Area	Height	Vol Adj Amt	ISTD Response	ISTD Amount	Date/Time	File
90837.99	54290.04	5.0000	0.1586	0.0500	7/26/2017 01:48 PM	GEDIT.RS

Level : 2

Area	Height	Vol Adj Amt	ISTD Response	ISTD Amount	Date/Time	File
158161.49	94887.09	10.0000	0.3052	0.1000	7/26/2017 01:48 PM	GEDIT.RS

Level : 3

Area	Height	Vol Adj Amt	ISTD Response	ISTD Amount	Date/Time	File
383439.50	219729.36	25.0000	0.7024	0.2500	7/26/2017 01:48 PM	GEDIT.RS

Level : 4

Area	Height	Vol Adj Amt	ISTD Response	ISTD Amount	Date/Time	File
751261.08	418205.53	50.0000	1.4304	0.5000	7/26/2017 01:48 PM	GEDIT.RS

Level : 5

Area	Height	Vol Adj Amt	ISTD Response	ISTD Amount	Date/Time	File
1100682.10	599659.47	75.0000	2.1421	0.7500	7/26/2017 01:48 PM	GEDIT.RS

Level : 6

Area	Height	Vol Adj Amt	ISTD Response	ISTD Amount	Date/Time	File
1415669.47	778986.96	100.0000	2.7689	1.0000	7/26/2017 01:48 PM	GEDIT.RS

Component: g-BHC

Level : 1g

Area	Height	Vol Adj Amt	ISTD Response	ISTD Amount	Date/Time	File
19347.57	12421.75	1.5000	0.0342	0.0150	7/26/2017 01:48 PM	GEDIT.RS

Level : 1a

Area	Height	Vol Adj Amt	ISTD Response	ISTD Amount	Date/Time	File
29389.56	16962.35	2.5000	0.0563	0.0250	7/26/2017 01:48 PM	GEDIT.RS

Level : 1

Area	Height	Vol Adj Amt	ISTD Response	ISTD Amount	Date/Time	File
80876.75	49415.28	5.0000	0.1412	0.0500	7/26/2017 01:48 PM	GEDIT.RS

Level : 2

Area	Height	Vol Adj Amt	ISTD Response	ISTD Amount	Date/Time	File
142677.48	86075.89	10.0000	0.2753	0.1000	7/26/2017 01:48 PM	GEDIT.RS

Level : 3

Area	Height	Vol Adj Amt	ISTD Response	ISTD Amount	Date/Time	File
346292.81	201377.82	25.0000	0.6343	0.2500	7/26/2017 01:48 PM	GEDIT.RS

Level : 4

Area	Height	Vol Adj Amt	ISTD Response	ISTD Amount	Date/Time	File
679169.27	380585.00	50.0000	1.2932	0.5000	7/26/2017 01:48 PM	GEDIT.RS

Level : 5

Area	Height	Vol Adj Amt	ISTD Response	ISTD Amount	Date/Time	File
985138.42	544374.73	75.0000	1.9172	0.7500	7/26/2017 01:48 PM	GEDIT.RS

Level : 6

Area	Height	Vol Adj Amt	ISTD Response	ISTD Amount	Date/Time	File
1259703.96	703411.14	100.0000	2.4638	1.0000	7/26/2017 01:48 PM	GEDIT.RS

Component: b-BHC

Level : 1

Area	Height	Vol Adj Amt	ISTD Response	ISTD Amount	Date/Time	File
31360.44	20354.66	5.0000	0.0548	0.0500	7/26/2017 01:48 PM	GEDIT.RS

Level : 2

Area	Height	Vol Adj Amt	ISTD Response	ISTD Amount	Date/Time	File
59393.32	36184.01	10.0000	0.1146	0.1000	7/26/2017 01:48 PM	GEDIT.RS

Level : 3

Area	Height	Vol Adj Amt	ISTD Response	ISTD Amount	Date/Time	File
150648.44	85137.43	25.0000	0.2759	0.2500	7/26/2017 01:48 PM	GEDIT.RS

Level : 4

Area	Height	Vol Adj Amt	ISTD Response	ISTD Amount	Date/Time	File
304485.44	162416.38	50.0000	0.5798	0.5000	7/26/2017 01:48 PM	GEDIT.RS

Level : 5

Area	Height	Vol Adj Amt	ISTD Response	ISTD Amount	Date/Time	File
432171.43	227574.83	75.0000	0.8411	0.7500	7/26/2017 01:48 PM	GEDIT.RS

Level : 6

Area	Height	Vol Adj Amt	ISTD Response	ISTD Amount	Date/Time	File
537341.20	289699.03	100.0000	1.0510	1.0000	7/26/2017 01:48 PM	GEDIT.RS

Component: d-BHC

Level : 1

Area	Height	Vol Adj Amt	ISTD Response	ISTD Amount	Date/Time	File
90471.72	54306.85	5.0000	0.1580	0.0500	7/26/2017 01:48 PM	GEDIT.RS

Level : 2

Area	Height	Vol Adj Amt	ISTD Response	ISTD Amount	Date/Time	File
161428.07	96346.51	10.0000	0.3115	0.1000	7/26/2017 01:48 PM	GEDIT.RS

Level : 3

Area	Height	Vol Adj Amt	ISTD Response	ISTD Amount	Date/Time	File
391832.97	224827.07	25.0000	0.7177	0.2500	7/26/2017 01:48 PM	GEDIT.RS

Level : 4

Area	Height	Vol Adj Amt	ISTD Response	ISTD Amount	Date/Time	File
766546.78	427270.36	50.0000	1.4595	0.5000	7/26/2017 01:48 PM	GEDIT.RS

Level : 5

Area	Height	Vol Adj Amt	ISTD Response	ISTD Amount	Date/Time	File
1144919.67	611546.56	75.0000	2.2281	0.7500	7/26/2017 01:48 PM	GEDIT.RS

Level : 6

Area	Height	Vol Adj Amt	ISTD Response	ISTD Amount	Date/Time	File
1458257.36	781644.61	100.0000	2.8522	1.0000	7/26/2017 01:48 PM	GEDIT.RS

Component: Heptachlor

Level : 1

Area	Height	Vol Adj Amt	ISTD Response	ISTD Amount	Date/Time	File
92122.86	51506.78	5.0000	0.1609	0.0500	7/26/2017 01:48 PM	GEDIT.RS

Level : 2

Area	Height	Vol Adj Amt	ISTD Response	ISTD Amount	Date/Time	File
158954.93	90183.18	10.0000	0.3067	0.1000	7/26/2017 01:48 PM	GEDIT.RS

Level : 3

Area	Height	Vol Adj Amt	ISTD Response	ISTD Amount	Date/Time	File
370808.59	206031.58	25.0000	0.6792	0.2500	7/26/2017 01:48 PM	GEDIT.RS

Level : 4

Area	Height	Vol Adj Amt	ISTD Response	ISTD Amount	Date/Time	File

710808.77	391003.10	50.0000	1.3534	0.5000	7/26/2017	01:48 PM	GEDIT.RS

Level : 5

Area	Height	Vol Adj Amt	ISTD Response	ISTD Amount	Date/Time	File
1031314.88	560134.03	75.0000	2.0071	0.7500	7/26/2017 01:48 PM	GEDIT.RS

Level : 6

Area	Height	Vol Adj Amt	ISTD Response	ISTD Amount	Date/Time	File
1317495.28	711881.32	100.0000	2.5769	1.0000	7/26/2017 01:48 PM	GEDIT.RS

Component: Aldrin

Level : 1a

Area	Height	Vol Adj Amt	ISTD Response	ISTD Amount	Date/Time	File
36394.95	19718.56	2.5000	0.0697	0.0250	7/26/2017 01:48 PM	GEDIT.RS

Level : 1

Area	Height	Vol Adj Amt	ISTD Response	ISTD Amount	Date/Time	File
81814.16	47118.88	5.0000	0.1429	0.0500	7/26/2017 01:48 PM	GEDIT.RS

Level : 2

Area	Height	Vol Adj Amt	ISTD Response	ISTD Amount	Date/Time	File
139433.70	80236.51	10.0000	0.2691	0.1000	7/26/2017 01:48 PM	GEDIT.RS

Level : 3

Area	Height	Vol Adj Amt	ISTD Response	ISTD Amount	Date/Time	File
332186.36	188073.22	25.0000	0.6085	0.2500	7/26/2017 01:48 PM	GEDIT.RS

Level : 4

Area	Height	Vol Adj Amt	ISTD Response	ISTD Amount	Date/Time	File
648025.53	354853.21	50.0000	1.2339	0.5000	7/26/2017 01:48 PM	GEDIT.RS

Level : 5

Area	Height	Vol Adj Amt	ISTD Response	ISTD Amount	Date/Time	File
941484.61	512668.21	75.0000	1.8322	0.7500	7/26/2017 01:48 PM	GEDIT.RS

Level : 6

Area	Height	Vol Adj Amt	ISTD Response	ISTD Amount	Date/Time	File
1209316.97	656221.13	100.0000	2.3653	1.0000	7/26/2017 01:48 PM	GEDIT.RS

Component: Heptachlor epoxide

Level : 1

Area	Height	Vol Adj Amt	ISTD Response	ISTD Amount	Date/Time	File
80351.53	41833.04	5.0000	0.1403	0.0500	7/26/2017 01:48 PM	GEDIT.RS

Level : 2

Area	Height	Vol Adj Amt	ISTD Response	ISTD Amount	Date/Time	File
136172.66	71541.98	10.0000	0.2628	0.1000	7/26/2017 01:48 PM	GEDIT.RS

Level : 3

Area	Height	Vol Adj Amt	ISTD Response	ISTD Amount	Date/Time	File
316627.21	166884.64	25.0000	0.5800	0.2500	7/26/2017 01:48 PM	GEDIT.RS

Level : 4

Area	Height	Vol Adj Amt	ISTD Response	ISTD Amount	Date/Time	File
623293.71	317482.54	50.0000	1.1868	0.5000	7/26/2017 01:48 PM	GEDIT.RS

Level : 5

Area	Height	Vol Adj Amt	ISTD Response	ISTD Amount	Date/Time	File
887560.45	452502.36	75.0000	1.7273	0.7500	7/26/2017 01:48 PM	GEDIT.RS

Level : 6

Area	Height	Vol Adj Amt	ISTD Response	ISTD Amount	Date/Time	File
1136972.02	574448.73	100.0000	2.2238	1.0000	7/26/2017 01:48 PM	GEDIT.RS

Component: g-Chlordane

Level : 1a

Area	Height	Vol Adj Amt	ISTD Response	ISTD Amount	Date/Time	File
38734.17	15257.17	2.5000	0.0742	0.0250	7/26/2017 01:48 PM	GEDIT.RS

Level : 1

Area	Height	Vol Adj Amt	ISTD Response	ISTD Amount	Date/Time	File
79670.00	38056.19	5.0000	0.1391	0.0500	7/26/2017 01:48 PM	GEDIT.RS

Level : 2

Area	Height	Vol Adj Amt	ISTD Response	ISTD Amount	Date/Time	File
133733.47	69082.78	10.0000	0.2581	0.1000	7/26/2017 01:48 PM	GEDIT.RS

Level : 3

Area	Height	Vol Adj Amt	ISTD Response	ISTD Amount	Date/Time	File
323668.82	163116.02	25.0000	0.5929	0.2500	7/26/2017 01:48 PM	GEDIT.RS

Level : 4

Area	Height	Vol Adj Amt	ISTD Response	ISTD Amount	Date/Time	File
622324.37	310487.65	50.0000	1.1849	0.5000	7/26/2017 01:48 PM	GEDIT.RS

Level : 5

Area	Height	Vol Adj Amt	ISTD Response	ISTD Amount	Date/Time	File
894703.06	451154.29	75.0000	1.7412	0.7500	7/26/2017 01:48 PM	GEDIT.RS

Level : 6

Area	Height	Vol Adj Amt	ISTD Response	ISTD Amount	Date/Time	File
1145646.13	578454.68	100.0000	2.2408	1.0000	7/26/2017 01:48 PM	GEDIT.RS

Component: a-Chlordane

Level : 1a

Area	Height	Vol Adj Amt	ISTD Response	ISTD Amount	Date/Time	File
24945.24	14555.51	2.5000	0.0478	0.0250	7/26/2017 01:48 PM	GEDIT.RS

Level : 1

Area	Height	Vol Adj Amt	ISTD Response	ISTD Amount	Date/Time	File
66693.54	38238.44	5.0000	0.1165	0.0500	7/26/2017 01:48 PM	GEDIT.RS

Level : 2

Area	Height	Vol Adj Amt	ISTD Response	ISTD Amount	Date/Time	File
119624.59	66951.10	10.0000	0.2308	0.1000	7/26/2017 01:48 PM	GEDIT.RS

Level : 3

Area	Height	Vol Adj Amt	ISTD Response	ISTD Amount	Date/Time	File
289321.11	156075.75	25.0000	0.5300	0.2500	7/26/2017 01:48 PM	GEDIT.RS

Level : 4

Area	Height	Vol Adj Amt	ISTD Response	ISTD Amount	Date/Time	File
563578.53	298622.56	50.0000	1.0731	0.5000	7/26/2017 01:48 PM	GEDIT.RS

Level : 5

Area	Height	Vol Adj Amt	ISTD Response	ISTD Amount	Date/Time	File
830079.13	430064.48	75.0000	1.6154	0.7500	7/26/2017 01:48 PM	GEDIT.RS

Level : 6

Area	Height	Vol Adj Amt	ISTD Response	ISTD Amount	Date/Time	File
1061467.12	542629.86	100.0000	2.0761	1.0000	7/26/2017 01:48 PM	GEDIT.RS

Component: 4,4'-DDE

Level : 1a

Area	Height	Vol Adj Amt	ISTD Response	ISTD Amount	Date/Time	File
24703.93	14152.73	2.5000	0.0473	0.0250	7/26/2017 01:48 PM	GEDIT.RS

Level : 1

Area	Height	Vol Adj Amt	ISTD Response	ISTD Amount	Date/Time	File
64406.57	35864.71	5.0000	0.1125	0.0500	7/26/2017 01:48 PM	GEDIT.RS

Level : 2

Area	Height	Vol Adj Amt	ISTD Response	ISTD Amount	Date/Time	File
113546.28	62771.09	10.0000	0.2191	0.1000	7/26/2017 01:48 PM	GEDIT.RS

Level : 3

Area	Height	Vol Adj Amt	ISTD Response	ISTD Amount	Date/Time	File
276147.39	145795.64	25.0000	0.5058	0.2500	7/26/2017 01:48 PM	GEDIT.RS

Level : 4

Area	Height	Vol Adj Amt	ISTD Response	ISTD Amount	Date/Time	File
538055.14	278096.92	50.0000	1.0245	0.5000	7/26/2017 01:48 PM	GEDIT.RS

Level : 5

Area	Height	Vol Adj Amt	ISTD Response	ISTD Amount	Date/Time	File
799546.77	400780.90	75.0000	1.5560	0.7500	7/26/2017 01:48 PM	GEDIT.RS

Level : 6

Area	Height	Vol Adj Amt	ISTD Response	ISTD Amount	Date/Time	File
1023666.61	508095.59	100.0000	2.0022	1.0000	7/26/2017 01:48 PM	GEDIT.RS

Component: Endosulfan I

Level : 1

Area	Height	Vol Adj Amt	ISTD Response	ISTD Amount	Date/Time	File
69171.16	37432.25	5.0000	0.1208	0.0500	7/26/2017 01:48 PM	GEDIT.RS

Level : 2

Area	Height	Vol Adj Amt	ISTD Response	ISTD Amount	Date/Time	File
120893.66	65396.48	10.0000	0.2333	0.1000	7/26/2017 01:48 PM	GEDIT.RS

Level : 3

Area	Height	Vol Adj Amt	ISTD Response	ISTD Amount	Date/Time	File
284835.90	149890.60	25.0000	0.5217	0.2500	7/26/2017 01:48 PM	GEDIT.RS

Level : 4

Area	Height	Vol Adj Amt	ISTD Response	ISTD Amount	Date/Time	File
550627.95	283571.48	50.0000	1.0484	0.5000	7/26/2017 01:48 PM	GEDIT.RS

Level : 5

Area	Height	Vol Adj Amt	ISTD Response	ISTD Amount	Date/Time	File
817002.75	403035.96	75.0000	1.5900	0.7500	7/26/2017 01:48 PM	GEDIT.RS

Level : 6

Area	Height	Vol Adj Amt	ISTD Response	ISTD Amount	Date/Time	File
1043793.60	509590.53	100.0000	2.0415	1.0000	7/26/2017 01:48 PM	GEDIT.RS

Component: Dieldrin

Level : 1g

Area	Height	Vol Adj Amt	ISTD Response	ISTD Amount	Date/Time	File
17220.38	9955.45	1.5000	0.0304	0.0150	7/26/2017 01:48 PM	GEDIT.RS

Level : 1a

Area	Height	Vol Adj Amt	ISTD Response	ISTD Amount	Date/Time	File
26812.09	14706.83	2.5000	0.0513	0.0250	7/26/2017 01:48 PM	GEDIT.RS

Level : 1

Area	Height	Vol Adj Amt	ISTD Response	ISTD Amount	Date/Time	File
66490.48	36717.89	5.0000	0.1161	0.0500	7/26/2017 01:48 PM	GEDIT.RS

Level : 2

Area	Height	Vol Adj Amt	ISTD Response	ISTD Amount	Date/Time	File
120334.00	64963.23	10.0000	0.2322	0.1000	7/26/2017 01:48 PM	GEDIT.RS

Level : 3

Area	Height	Vol Adj Amt	ISTD Response	ISTD Amount	Date/Time	File
293434.97	154068.45	25.0000	0.5375	0.2500	7/26/2017 01:48 PM	GEDIT.RS

Level : 4

Area	Height	Vol Adj Amt	ISTD Response	ISTD Amount	Date/Time	File
566062.03	288852.93	50.0000	1.0778	0.5000	7/26/2017 01:48 PM	GEDIT.RS

Level : 5

Area	Height	Vol Adj Amt	ISTD Response	ISTD Amount	Date/Time	File
848849.72	427018.45	75.0000	1.6520	0.7500	7/26/2017 01:48 PM	GEDIT.RS

Level : 6

Area	Height	Vol Adj Amt	ISTD Response	ISTD Amount	Date/Time	File
1075480.30	534948.41	100.0000	2.1035	1.0000	7/26/2017 01:48 PM	GEDIT.RS

Component: Endrin Breakdown

This component has no calibration levels

Component: Endrin

Level : 1

Area	Height	Vol Adj Amt	ISTD Response	ISTD Amount	Date/Time	File
57580.50	31011.85	5.0000	0.1005	0.0500	7/26/2017 01:48 PM	GEDIT.RS

Level : 2

Area	Height	Vol Adj Amt	ISTD Response	ISTD Amount	Date/Time	File
100371.69	54541.80	10.0000	0.1937	0.1000	7/26/2017 01:48 PM	GEDIT.RS

Level : 3

Area	Height	Vol Adj Amt	ISTD Response	ISTD Amount	Date/Time	File
239446.57	127543.96	25.0000	0.4386	0.2500	7/26/2017 01:48 PM	GEDIT.RS

Level : 4

Area	Height	Vol Adj Amt	ISTD Response	ISTD Amount	Date/Time	File
480672.33	246464.66	50.0000	0.9152	0.5000	7/26/2017 01:48 PM	GEDIT.RS

Level : 5

Area	Height	Vol Adj Amt	ISTD Response	ISTD Amount	Date/Time	File
713594.40	369984.94	75.0000	1.3887	0.7500	7/26/2017 01:48 PM	GEDIT.RS

Level : 6

Area	Height	Vol Adj Amt	ISTD Response	ISTD Amount	Date/Time	File
912600.02	466464.48	100.0000	1.7849	1.0000	7/26/2017 01:48 PM	GEDIT.RS

Component: 4,4'-DDD

Level : 1a

Area	Height	Vol Adj Amt	ISTD Response	ISTD Amount	Date/Time	File
17270.63	9729.42	2.5000	0.0331	0.0250	7/26/2017 01:48 PM	GEDIT.RS

Level : 1

Area	Height	Vol Adj Amt	ISTD Response	ISTD Amount	Date/Time	File
48010.08	25842.94	5.0000	0.0838	0.0500	7/26/2017 01:48 PM	GEDIT.RS

Level : 2

Area	Height	Vol Adj Amt	ISTD Response	ISTD Amount	Date/Time	File
87324.65	46190.27	10.0000	0.1685	0.1000	7/26/2017 01:48 PM	GEDIT.RS

Level : 3

Area	Height	Vol Adj Amt	ISTD Response	ISTD Amount	Date/Time	File
212540.49	109099.51	25.0000	0.3893	0.2500	7/26/2017 01:48 PM	GEDIT.RS

Level : 4

Area	Height	Vol Adj Amt	ISTD Response	ISTD Amount	Date/Time	File
419350.72	209138.35	50.0000	0.7985	0.5000	7/26/2017 01:48 PM	GEDIT.RS

Level : 5

Area	Height	Vol Adj Amt	ISTD Response	ISTD Amount	Date/Time	File
634655.13	303842.71	75.0000	1.2351	0.7500	7/26/2017 01:48 PM	GEDIT.RS

Level : 6

Area	Height	Vol Adj Amt	ISTD Response	ISTD Amount	Date/Time	File
805032.44	389739.27	100.0000	1.5746	1.0000	7/26/2017 01:48 PM	GEDIT.RS

Component: Endosulfan II

Level : 1

Area	Height	Vol Adj Amt	ISTD Response	ISTD Amount	Date/Time	File
60581.18	32523.34	5.0000	0.1058	0.0500	7/26/2017 01:48 PM	GEDIT.RS

Level : 2

Area	Height	Vol Adj Amt	ISTD Response	ISTD Amount	Date/Time	File
106214.10	56736.81	10.0000	0.2050	0.1000	7/26/2017 01:48 PM	GEDIT.RS

Level : 3

Area	Height	Vol Adj Amt	ISTD Response	ISTD Amount	Date/Time	File
251362.92	130412.45	25.0000	0.4604	0.2500	7/26/2017 01:48 PM	GEDIT.RS

Level : 4

Area	Height	Vol Adj Amt	ISTD Response	ISTD Amount	Date/Time	File
493614.24	244900.18	50.0000	0.9399	0.5000	7/26/2017 01:48 PM	GEDIT.RS

Level : 5

Area	Height	Vol Adj Amt	ISTD Response	ISTD Amount	Date/Time	File
714093.67	352551.32	75.0000	1.3897	0.7500	7/26/2017 01:48 PM	GEDIT.RS

Level : 6

Area	Height	Vol Adj Amt	ISTD Response	ISTD Amount	Date/Time	File
907722.31	443756.04	100.0000	1.7754	1.0000	7/26/2017 01:48 PM	GEDIT.RS

Component: DDT Breakdown

This component has no calibration levels

Component: 4,4'-DDT

Level : 1a

Area	Height	Vol Adj Amt	ISTD Response	ISTD Amount	Date/Time	File
19461.90	10719.97	2.5000	0.0373	0.0250	7/26/2017 01:48 PM	GEDIT.RS

Level : 1

Area	Height	Vol Adj Amt	ISTD Response	ISTD Amount	Date/Time	File
49872.76	27322.75	5.0000	0.0871	0.0500	7/26/2017 01:48 PM	GEDIT.RS

Level : 2

Area	Height	Vol Adj Amt	ISTD Response	ISTD Amount	Date/Time	File
87264.48	47422.72	10.0000	0.1684	0.1000	7/26/2017 01:48 PM	GEDIT.RS

Level : 3

Area	Height	Vol Adj Amt	ISTD Response	ISTD Amount	Date/Time	File
212047.83	110922.26	25.0000	0.3884	0.2500	7/26/2017 01:48 PM	GEDIT.RS

Level : 4

Area	Height	Vol Adj Amt	ISTD Response	ISTD Amount	Date/Time	File
445961.31	218307.31	50.0000	0.8491	0.5000	7/26/2017 01:48 PM	GEDIT.RS

Level : 5

Area	Height	Vol Adj Amt	ISTD Response	ISTD Amount	Date/Time	File
639294.30	315469.63	75.0000	1.2441	0.7500	7/26/2017 01:48 PM	GEDIT.RS

Level : 6

Area	Height	Vol Adj Amt	ISTD Response	ISTD Amount	Date/Time	File
819451.19	401227.80	100.0000	1.6028	1.0000	7/26/2017 01:48 PM	GEDIT.RS

Component: Endrin aldehyde

Level : 1

Area	Height	Vol Adj Amt	ISTD Response	ISTD Amount	Date/Time	File
48291.64	25809.18	5.0000	0.0843	0.0500	7/26/2017 01:48 PM	GEDIT.RS

Level : 2

Area	Height	Vol Adj Amt	ISTD Response	ISTD Amount	Date/Time	File
86264.35	45128.03	10.0000	0.1665	0.1000	7/26/2017 01:48 PM	GEDIT.RS

Level : 3

Area	Height	Vol Adj Amt	ISTD Response	ISTD Amount	Date/Time	File
201889.94	102169.35	25.0000	0.3698	0.2500	7/26/2017 01:48 PM	GEDIT.RS

Level : 4

Area	Height	Vol Adj Amt	ISTD Response	ISTD Amount	Date/Time	File
385384.80	194341.58	50.0000	0.7338	0.5000	7/26/2017 01:48 PM	GEDIT.RS

Level : 5

Area	Height	Vol Adj Amt	ISTD Response	ISTD Amount	Date/Time	File
563906.80	276313.12	75.0000	1.0974	0.7500	7/26/2017 01:48 PM	GEDIT.RS

Level : 6

Area	Height	Vol Adj Amt	ISTD Response	ISTD Amount	Date/Time	File
718827.45	350181.11	100.0000	1.4059	1.0000	7/26/2017 01:48 PM	GEDIT.RS

Component: Methoxychlor

Level : 1

Area	Height	Vol Adj Amt	ISTD Response	ISTD Amount	Date/Time	File
25019.35	13873.98	5.0000	0.0437	0.0500	7/26/2017 01:48 PM	GEDIT.RS

Level : 2

Area	Height	Vol Adj Amt	ISTD Response	ISTD Amount	Date/Time	File
43816.51	23992.30	10.0000	0.0846	0.1000	7/26/2017 01:48 PM	GEDIT.RS

Level : 3

Area	Height	Vol Adj Amt	ISTD Response	ISTD Amount	Date/Time	File
103028.29	55385.66	25.0000	0.1887	0.2500	7/26/2017 01:48 PM	GEDIT.RS

Level : 4

Area	Height	Vol Adj Amt	ISTD Response	ISTD Amount	Date/Time	File
201616.43	103513.12	50.0000	0.3839	0.5000	7/26/2017 01:48 PM	GEDIT.RS

Level : 5

Area	Height	Vol Adj Amt	ISTD Response	ISTD Amount	Date/Time	File
295350.59	148400.09	75.0000	0.5748	0.7500	7/26/2017 01:48 PM	GEDIT.RS

Level : 6

Area	Height	Vol Adj Amt	ISTD Response	ISTD Amount	Date/Time	File
375944.78	186918.92	100.0000	0.7353	1.0000	7/26/2017 01:48 PM	GEDIT.RS

Component: Mirex

Level : 1

Area	Height	Vol Adj Amt	ISTD Response	ISTD Amount	Date/Time	File
44243.17	24848.67	5.0000	0.0773	0.0500	7/26/2017 01:48 PM	GEDIT.RS

Level : 2

Area	Height	Vol Adj Amt	ISTD Response	ISTD Amount	Date/Time	File
74141.19	40627.66	10.0000	0.1431	0.1000	7/26/2017 01:48 PM	GEDIT.RS

Level : 3

Area	Height	Vol Adj Amt	ISTD Response	ISTD Amount	Date/Time	File
167236.16	87010.19	25.0000	0.3063	0.2500	7/26/2017 01:48 PM	GEDIT.RS

Level : 4

Area	Height	Vol Adj Amt	ISTD Response	ISTD Amount	Date/Time	File
316055.18	157491.30	50.0000	0.6018	0.5000	7/26/2017 01:48 PM	GEDIT.RS

Level : 5

Area	Height	Vol Adj Amt	ISTD Response	ISTD Amount	Date/Time	File
456444.22	222858.26	75.0000	0.8883	0.7500	7/26/2017 01:48 PM	GEDIT.RS

Level : 6

Area	Height	Vol Adj Amt	ISTD Response	ISTD Amount	Date/Time	File
571033.64	279051.58	100.0000	1.1169	1.0000	7/26/2017 01:48 PM	GEDIT.RS

Component: Endosulfan sulfate

Level : 1

Area	Height	Vol Adj Amt	ISTD Response	ISTD Amount	Date/Time	File
49637.39	27631.11	5.0000	0.0867	0.0500	7/26/2017 01:48 PM	GEDIT.RS

Level : 2

Area	Height	Vol Adj Amt	ISTD Response	ISTD Amount	Date/Time	File
86407.19	47706.40	10.0000	0.1667	0.1000	7/26/2017 01:48 PM	GEDIT.RS

Level : 3

Area	Height	Vol Adj Amt	ISTD Response	ISTD Amount	Date/Time	File
200914.11	106961.33	25.0000	0.3680	0.2500	7/26/2017 01:48 PM	GEDIT.RS

Level : 4

Area	Height	Vol Adj Amt	ISTD Response	ISTD Amount	Date/Time	File
399668.85	201295.44	50.0000	0.7610	0.5000	7/26/2017 01:48 PM	GEDIT.RS

Level : 5

Area	Height	Vol Adj Amt	ISTD Response	ISTD Amount	Date/Time	File
584482.32	286318.69	75.0000	1.1375	0.7500	7/26/2017 01:48 PM	GEDIT.RS

Level : 6

Area	Height	Vol Adj Amt	ISTD Response	ISTD Amount	Date/Time	File
742771.71	358895.58	100.0000	1.4528	1.0000	7/26/2017 01:48 PM	GEDIT.RS

Component: Endrin Ketone

Level : 1

Area	Height	Vol Adj Amt	ISTD Response	ISTD Amount	Date/Time	File
56316.30	30126.14	5.0000	0.0983	0.0500	7/26/2017 01:48 PM	GEDIT.RS

Level : 2

Area	Height	Vol Adj Amt	ISTD Response	ISTD Amount	Date/Time	File
99436.41	52395.08	10.0000	0.1919	0.1000	7/26/2017 01:48 PM	GEDIT.RS

Level : 3

Area	Height	Vol Adj Amt	ISTD Response	ISTD Amount	Date/Time	File
231746.24	116519.83	25.0000	0.4245	0.2500	7/26/2017 01:48 PM	GEDIT.RS

Level : 4

Area	Height	Vol Adj Amt	ISTD Response	ISTD Amount	Date/Time	File
439968.02	216973.18	50.0000	0.8377	0.5000	7/26/2017 01:48 PM	GEDIT.RS

Level : 5

Area	Height	Vol Adj Amt	ISTD Response	ISTD Amount	Date/Time	File

644930.38	311590.77	75.0000	1.2551	0.7500	7/26/2017	01:48 PM	GEDIT.RS

Level : 6

Area	Height	Vol Adj Amt	ISTD Response	ISTD Amount	Date/Time	File
813032.52	391792.63	100.0000	1.5902	1.0000	7/26/2017 01:48 PM	GEDIT.RS

Component: % DCBP

Level : 1

Area	Height	Vol Adj Amt	ISTD Response	ISTD Amount	Date/Time	File
148131.89	74387.53	20.0000	0.2587	0.2000	7/26/2017 01:48 PM	GEDIT.RS

Level : 2

Area	Height	Vol Adj Amt	ISTD Response	ISTD Amount	Date/Time	File
248901.75	120590.17	40.0000	0.4803	0.4000	7/26/2017 01:48 PM	GEDIT.RS

Level : 3

Area	Height	Vol Adj Amt	ISTD Response	ISTD Amount	Date/Time	File
358215.74	168463.23	60.0000	0.6561	0.6000	7/26/2017 01:48 PM	GEDIT.RS

Level : 4

Area	Height	Vol Adj Amt	ISTD Response	ISTD Amount	Date/Time	File
458009.40	213086.53	80.0000	0.8721	0.8000	7/26/2017 01:48 PM	GEDIT.RS

Level : 5

Area	Height	Vol Adj Amt	ISTD Response	ISTD Amount	Date/Time	File
561441.97	256997.90	100.0000	1.0926	1.0000	7/26/2017 01:48 PM	GEDIT.RS

Level : 6

Area	Height	Vol Adj Amt	ISTD Response	ISTD Amount	Date/Time	File
652856.71	296323.02	120.0000	1.2769	1.2000	7/26/2017 01:48 PM	GEDIT.RS

Turbochrom Method File : E:\TC2017\ECD4\07-JUL\PS725BI.MTH
Created by : am on : 7/26/2017 01:39 PM
Edited by : cw on : 7/26/2017 01:44 PM
Description :

Number of Times Edited : 5
Number of Times Calibrated : 7517

Instrument Conditions :

Instrument Control Method:

Instrument name : AUTO4-DUAL_ECD

Channel Parameters:

Data will be collected from both channels

Channel A signal source: DetA		Channel B signal source: DetB	
Analog Output	: INT	Analog Output	: INT
Attenuation	: -3	Attenuation	: -4
Offset	: 5.0 mV	Offset	: 5.0 mV

Delay Time : 0.00 min.
Run Time : 16.39 min.
Sampling Rate : 1.5625 pts/s

Autosampler Method:

Injection Volume	: 1.0 µl	Pre-Sequence Washes	: 1
Injection Speed	: NORM	Sample Washes	: 2
Viscosity Delay	: 0	Sample Pumps	: 4
Waste Vial	: 1	Solvent A Washes	: 4

Carriers Parameters:

Carrier A control : Press - PSIG
Initial Setpoint : 0.0 Initial Hold : 0.00 min

Carrier B control : Flow - He
Initial Setpoint : 0.0 Initial Hold : 0.00 min

Auxiliary Pneumatic 1 :
Auxiliary Pneumatic 1 setpoint : 0
Auxiliary Pneumatic 2 :
Auxiliary Pneumatic 2 setpoint : 0
Auxiliary Pneumatic 3 :
Auxiliary Pneumatic 3 setpoint : 0
Auxiliary Pneumatic 4 :
Auxiliary Pneumatic 4 setpoint : 0

Valve configuration and settings:

Valve 1	: SPLIT OFF	Valve 2	: NONE
Valve 3	: NONE	Valve 4	: NONE
Valve 5	: NONE	Valve 6	: NONE

Detector Parameters:

Detector A : ECD		Detector B : ECD	
Range	: 1	Range	: 1
Time Constant	: 200	Time Constant	: 200

Autozero : OFF
Ref Gas Flow : 30.0 mL/m
MkUp Gas Flow : 0.0 mL/m

Autozero : OFF
Ref Gas Flow : 30.0 mL/m
MkUp Gas Flow : 0.0 mL/m

Heated Zones:

Injector A :
Injector A Setpoint : 250°
Injector B :
Injector B Setpoint : OFF
Detector A : 350°
Detector B : 350°
Auxiliary (NONE) : 0°

Oven Program:

Cryogenics : OFF
Initial Temp : 120° Maximum Temp : 350°
Initial Hold : 1.20 min Equilibration Time : 0.5 min
Ramp 1 : 27.8 °/min to 200°, hold for 0.00 min
Ramp 2 : 8.9 °/min to 230°, hold for 0.00 min
Ramp 3 : 18.2 °/min to 320°, hold for 4.00 min

Total Run Time : 16.39 min

Timed Events:

There are no timed events in the method

Real Time Plot Parameters :

Channel A -- Pages: 1 Offset: 0.000 mV Scale: 1000.000 mV
Channel B -- Pages: 1 Offset: 0.000 mV Scale: 1000.000 mV

Processing Parameters :

Bunch Factor : 1 points
Noise Threshold : 145 µV
Area Threshold : 724.00 µV

Peak Separation Criteria
Width Ratio : 0.200
Valley-to-Peak Ratio : 0.010

Exponential Skim Criteria
Peak Height Ratio : 5.000
Adjusted Height Ratio : 4.000
Valley Height Ratio : 3.000

Baseline Timed Events :

Event #1 - -P at 0.054
Event #2 - +P at 2.804
Event #3 - -P at 3.071
Event #4 - +P at 4.103
Event #5 - -P at 6.279
Event #6 - +P at 6.536
Event #7 - -P at 9.777
Event #8 - +P at 10.590
Event #9 - -P at 10.934

Annotated Replot Parameters :

No replot will be printed

Report Format files :

No report format files given

User Programs :

No user programs will be executed

Global Information :

Default Sample Volume : 1.000 ul
Quantitation Units :
Void Time : 0.000 min
Correct amounts during calibration : YES
Reject outliers during calibration : NO
An Internal Standard calibration will be used
Unknown peaks will be quantitated using a response factor of 1.000000e+06

Component Information :

Int Std

Component Type : Single Peak Component
Retention Time : 2.895 min Search Window: 1.00 s, 1.00 %
Reference Component:
Find peak closest to expected RT in window
Internal Standard :
Use Average Calibration Factor (Area ratio / Amount ratio)
User Values:
Label :
Value 1: 0.000000
Value 2: 0.000000
Value 3: 0.000000
Value 4: 0.000000
Value 5: 0.000000
Calibration Levels:

Level Name	Amount	Area	Height	ISTD Resp.	ISTD Amt.	# Replicates
1	100.0000	431979.98	202550.27	1.0000	1.0000	1
1A	100.0000	398554.33	145886.98	1.0000	1.0000	1
1G	100.0000	418393.66	187276.37	1.0000	1.0000	1
2	100.0000	390385.30	186664.68	1.0000	1.0000	1
3	100.0000	401698.71	185588.94	1.0000	1.0000	1
4	100.0000	395220.41	178503.89	1.0000	1.0000	1
5	100.0000	394034.14	172304.68	1.0000	1.0000	1
6	100.0000	390640.59	182906.79	1.0000	1.0000	1

Average Calibration Factor = 1.000000 (%RSD = 0.00)

% TCMX

Component Type : Single Peak Component
Retention Time : 4.199 min Search Window: 1.00 s, 1.00 %
Reference Component:
Find peak closest to expected RT in window
Internal Standard : Int Std
Use Average Calibration Factor (Area ratio / Amount ratio)
User Values:
Label :
Value 1: 0.000000
Value 2: 0.000000

Value 3: 0.000000
Value 4: 0.000000
Value 5: 0.000000

Calibration Levels:

Level Name	Amount	Area	Height	ISTD Resp.	ISTD Amt.	# Replicates
1	20.0000	98480.57	52272.52	0.2280	0.2000	1
2	40.0000	162824.76	86930.30	0.4171	0.4000	1
3	60.0000	232120.85	121055.68	0.5778	0.6000	1
4	80.0000	294697.41	151924.88	0.7457	0.8000	1
5	100.0000	358190.75	182962.89	0.9090	1.0000	1
6	120.0000	409640.85	212222.99	1.0486	1.2000	1

Average Calibration Factor = 0.976773 (%RSD = 10.06)

a-BHC

Component Type : Single Peak Component
Retention Time : 4.676 min Search Window: 0.50 s, 0.50 %
Reference Component: % TCMX
Find peak closest to expected RT in window
Internal Standard : Int Std
Use Average Calibration Factor (Area ratio / Amount ratio)
User Values:
Label :
Value 1: 0.000000
Value 2: 0.000000
Value 3: 0.000000
Value 4: 0.000000
Value 5: 0.000000

Calibration Levels:

Level Name	Amount	Area	Height	ISTD Resp.	ISTD Amt.	# Replicates
1a	2.5000	16397.55	9765.58	0.0411	0.0250	1
1	5.0000	44342.37	28753.40	0.1026	0.0500	1
2	10.0000	83106.72	52471.53	0.2129	0.1000	1
3	25.0000	217481.79	134542.82	0.5414	0.2500	1
4	50.0000	466789.63	284991.23	1.1811	0.5000	1
5	75.0000	715262.23	421643.07	1.8152	0.7500	1
6	100.0000	939462.76	558263.12	2.4049	1.0000	1

Average Calibration Factor = 2.168650 (%RSD = 12.56)

Hexachlorobenzene

Component Type : Single Peak Component
Retention Time : 4.730 min Search Window: 0.50 s, 0.50 %
Reference Component: % TCMX
Find peak closest to expected RT in window
Internal Standard : Int Std
Use Average Calibration Factor (Area ratio / Amount ratio)
User Values:
Label :
Value 1: 0.000000
Value 2: 0.000000
Value 3: 0.000000
Value 4: 0.000000
Value 5: 0.000000

Calibration Levels:

Level Name	Amount	Area	Height	ISTD Resp.	ISTD Amt.	# Replicates
1a	2.5000	32327.19	18089.79	0.0811	0.0250	1
1	5.0000	87320.93	50868.24	0.2021	0.0500	1
2	10.0000	156038.87	85945.12	0.3997	0.1000	1
3	25.0000	347205.81	188663.75	0.8643	0.2500	1
4	50.0000	669662.92	341650.45	1.6944	0.5000	1
5	75.0000	923573.12	472281.56	2.3439	0.7500	1
6	100.0000	1160969.68	598740.31	2.9720	1.0000	1

Average Calibration Factor = 3.461093 (%RSD = 11.97)

g-BHC

Component Type : Single Peak Component
Retention Time : 5.027 min Search Window: 0.50 s, 0.50 %
Reference Component: % TCMX
Find peak closest to expected RT in window
Internal Standard : Int Std
Use Average Calibration Factor (Area ratio / Amount ratio)
User Values:
Label :
Value 1: 0.000000
Value 2: 0.000000
Value 3: 0.000000
Value 4: 0.000000
Value 5: 0.000000
Calibration Levels:

Level Name	Amount	Area	Height	ISTD Resp.	ISTD Amt.	# Replicates
1g	1.5000	12627.54	7227.00	0.0302	0.0150	1
1a	2.5000	19212.42	10097.92	0.0482	0.0250	1
1	5.0000	47038.90	27717.08	0.1089	0.0500	1
2	10.0000	83993.68	49483.48	0.2152	0.1000	1
3	25.0000	215076.74	126799.90	0.5354	0.2500	1
4	50.0000	426729.64	242837.96	1.0797	0.5000	1
5	75.0000	673096.67	372228.71	1.7082	0.7500	1
6	100.0000	853374.04	472300.23	2.1846	1.0000	1

Average Calibration Factor = 2.129121 (%RSD = 5.12)

b-BHC

Component Type : Single Peak Component
Retention Time : 5.236 min Search Window: 0.50 s, 0.50 %
Reference Component: % TCMX
Find peak closest to expected RT in window
Internal Standard : Int Std
Use Average Calibration Factor (Area ratio / Amount ratio)
User Values:
Label :
Value 1: 0.000000
Value 2: 0.000000
Value 3: 0.000000
Value 4: 0.000000
Value 5: 0.000000
Calibration Levels:

Level Name	Amount	Area	Height	ISTD Resp.	ISTD Amt.	# Replicates
1a	2.5000	7984.22	4862.96	0.0200	0.0250	1
1	5.0000	26895.59	15725.98	0.0623	0.0500	1
2	10.0000	46102.10	26275.46	0.1181	0.1000	1
3	25.0000	108958.02	60656.75	0.2712	0.2500	1
4	50.0000	209931.97	115709.46	0.5312	0.5000	1
5	75.0000	306955.23	169162.83	0.7790	0.7500	1
6	100.0000	391875.17	216156.95	1.0032	1.0000	1

Average Calibration Factor = 1.059520 (%RSD = 13.36)

d-BHC

Component Type : Single Peak Component
Retention Time : 5.506 min Search Window: 0.50 s, 0.50 %
Reference Component: % TCMX
Find peak closest to expected RT in window
Internal Standard : Int Std

Use Average Calibration Factor (Area ratio / Amount ratio)
User Values:
Label :
Value 1: 0.000000
Value 2: 0.000000
Value 3: 0.000000
Value 4: 0.000000
Value 5: 0.000000
Calibration Levels:

Level Name	Amount	Area	Height	ISTD Resp.	ISTD Amt.	# Replicates
1	5.0000	60732.90	30895.40	0.1406	0.0500	1
2	10.0000	102752.03	55127.52	0.2632	0.1000	1
3	25.0000	256951.13	136620.24	0.6397	0.2500	1
4	50.0000	521452.97	287652.66	1.3194	0.5000	1
5	75.0000	790500.30	434041.07	2.0062	0.7500	1
6	100.0000	1018941.72	555041.95	2.6084	1.0000	1

Average Calibration Factor = 2.654105 (%RSD = 3.25)

Heptachlor
Component Type : Single Peak Component
Retention Time : 5.706 min Search Window: 0.50 s, 0.50 %
Reference Component: % TCMX
Find peak closest to expected RT in window
Internal Standard : Int Std
Use Average Calibration Factor (Area ratio / Amount ratio)
User Values:
Label :
Value 1: 0.000000
Value 2: 0.000000
Value 3: 0.000000
Value 4: 0.000000
Value 5: 0.000000
Calibration Levels:

Level Name	Amount	Area	Height	ISTD Resp.	ISTD Amt.	# Replicates
1	5.0000	64012.84	31233.23	0.1482	0.0500	1
2	10.0000	101909.84	54426.71	0.2610	0.1000	1
3	25.0000	248835.50	136157.96	0.6195	0.2500	1
4	50.0000	498470.90	272113.91	1.2612	0.5000	1
5	75.0000	751569.12	407768.72	1.9074	0.7500	1
6	100.0000	963559.90	520924.81	2.4666	1.0000	1

Average Calibration Factor = 2.597382 (%RSD = 7.19)

Aldrin
Component Type : Single Peak Component
Retention Time : 6.105 min Search Window: 0.50 s, 0.50 %
Reference Component: % TCMX
Find peak closest to expected RT in window
Internal Standard : Int Std
Use Average Calibration Factor (Area ratio / Amount ratio)
User Values:
Label :
Value 1: 0.000000
Value 2: 0.000000
Value 3: 0.000000
Value 4: 0.000000
Value 5: 0.000000
Calibration Levels:

Level Name	Amount	Area	Height	ISTD Resp.	ISTD Amt.	# Replicates

1a	2.5000	23044.72	12574.68	0.0578	0.0250	1
1	5.0000	52369.30	29296.09	0.1212	0.0500	1
2	10.0000	90840.78	50513.62	0.2327	0.1000	1
3	25.0000	220799.92	123232.04	0.5497	0.2500	1
4	50.0000	452858.40	250236.77	1.1458	0.5000	1
5	75.0000	684641.04	376153.00	1.7375	0.7500	1
6	100.0000	904343.52	483075.37	2.3150	1.0000	1

Average Calibration Factor = 2.312351 (%RSD = 2.86)

Heptachlor epoxide

Component Type : Single Peak Component
Retention Time : 6.638 min Search Window: 0.50 s, 0.50 %
Reference Component:
Find peak closest to expected RT in window
Internal Standard : Int Std
Use Average Calibration Factor (Area ratio / Amount ratio)
User Values:
Label :
Value 1: 0.000000
Value 2: 0.000000
Value 3: 0.000000
Value 4: 0.000000
Value 5: 0.000000
Calibration Levels:

Level Name	Amount	Area	Height	ISTD Resp.	ISTD Amt.	# Replicates
1	5.0000	50051.35	26271.58	0.1159	0.0500	1
2	10.0000	87600.74	45346.93	0.2244	0.1000	1
3	25.0000	210337.42	110380.85	0.5236	0.2500	1
4	50.0000	417307.85	216670.77	1.0559	0.5000	1
5	75.0000	642176.53	324636.44	1.6297	0.7500	1
6	100.0000	830358.82	418074.99	2.1256	1.0000	1

Average Calibration Factor = 2.177690 (%RSD = 4.00)

g-Chlordane

Component Type : Single Peak Component
Retention Time : 6.983 min Search Window: 0.50 s, 0.50 %
Reference Component: Heptachlor epoxide
Find peak closest to expected RT in window
Internal Standard : Int Std
Use Average Calibration Factor (Area ratio / Amount ratio)
User Values:
Label :
Value 1: 0.000000
Value 2: 0.000000
Value 3: 0.000000
Value 4: 0.000000
Value 5: 0.000000
Calibration Levels:

Level Name	Amount	Area	Height	ISTD Resp.	ISTD Amt.	# Replicates
1a	2.5000	24103.90	11402.48	0.0605	0.0250	1
1	5.0000	53800.27	26447.98	0.1245	0.0500	1
2	10.0000	91227.78	45278.92	0.2337	0.1000	1
3	25.0000	214571.83	108113.85	0.5342	0.2500	1
4	50.0000	432594.70	215492.61	1.0946	0.5000	1
5	75.0000	648255.87	320730.11	1.6452	0.7500	1
6	100.0000	840376.45	417322.47	2.1513	1.0000	1

Average Calibration Factor = 2.273927 (%RSD = 6.21)

a-Chlordane

Component Type : Single Peak Component

Retention Time : 7.096 min Search Window: 0.40 s, 0.30 %
Reference Component: Heptachlor epoxide
Find peak closest to expected RT in window
Internal Standard : Int Std
Use Average Calibration Factor (Area ratio / Amount ratio)
User Values:
Label :
Value 1: 0.000000
Value 2: 0.000000
Value 3: 0.000000
Value 4: 0.000000
Value 5: 0.000000
Calibration Levels:

Level Name	Amount	Area	Height	ISTD Resp.	ISTD Amt.	# Replicates
1a	2.5000	18573.48	10011.97	0.0466	0.0250	1
1	5.0000	45742.53	24542.45	0.1059	0.0500	1
2	10.0000	81775.01	43385.40	0.2095	0.1000	1
3	25.0000	198408.84	104464.36	0.4939	0.2500	1
4	50.0000	399604.66	211132.99	1.0111	0.5000	1
5	75.0000	605380.34	315100.49	1.5364	0.7500	1
6	100.0000	790629.07	408153.81	2.0239	1.0000	1

Average Calibration Factor = 2.020988 (%RSD = 4.15)

Endosulfan I
Component Type : Single Peak Component
Retention Time : 7.148 min Search Window: 0.30 s, 0.30 %
Reference Component: Heptachlor epoxide
Find peak closest to expected RT in window
Internal Standard : Int Std
Use Average Calibration Factor (Area ratio / Amount ratio)
User Values:
Label :
Value 1: 0.000000
Value 2: 0.000000
Value 3: 0.000000
Value 4: 0.000000
Value 5: 0.000000
Calibration Levels:

Level Name	Amount	Area	Height	ISTD Resp.	ISTD Amt.	# Replicates
1	5.0000	49961.43	23526.52	0.1157	0.0500	1
2	10.0000	86972.59	41687.12	0.2228	0.1000	1
3	25.0000	209977.55	100611.26	0.5227	0.2500	1
4	50.0000	421941.23	200249.48	1.0676	0.5000	1
5	75.0000	631411.72	300370.93	1.6024	0.7500	1
6	100.0000	806441.84	386612.67	2.0644	1.0000	1

Average Calibration Factor = 2.161350 (%RSD = 4.30)

4,4'-DDE
Component Type : Single Peak Component
Retention Time : 7.359 min Search Window: 0.50 s, 0.50 %
Reference Component: Heptachlor epoxide
Find largest peak in window
Internal Standard : Int Std
Use Average Calibration Factor (Area ratio / Amount ratio)
User Values:
Label :
Value 1: 0.000000
Value 2: 0.000000
Value 3: 0.000000

Value 4: 0.000000
Value 5: 0.000000

Calibration Levels:

Level Name	Amount	Area	Height	ISTD Resp.	ISTD Amt.	# Replicates
1a	2.5000	19258.33	9631.27	0.0483	0.0250	1
1	5.0000	44411.52	21884.64	0.1028	0.0500	1
2	10.0000	76044.11	38323.27	0.1948	0.1000	1
3	25.0000	182724.17	92197.17	0.4549	0.2500	1
4	50.0000	368359.85	186911.00	0.9320	0.5000	1
5	75.0000	552067.53	279078.60	1.4011	0.7500	1
6	100.0000	738202.35	360421.50	1.8897	1.0000	1

Average Calibration Factor = 1.911189 (%RSD = 4.04)

Dieldrin

Component Type : Single Peak Component
Retention Time : 7.512 min Search Window: 0.50 s, 0.50 %
Reference Component: Heptachlor epoxide
Find largest peak in window
Internal Standard : Int Std
Use Average Calibration Factor (Area ratio / Amount ratio)
User Values:
Label :
Value 1: 0.000000
Value 2: 0.000000
Value 3: 0.000000
Value 4: 0.000000
Value 5: 0.000000

Calibration Levels:

Level Name	Amount	Area	Height	ISTD Resp.	ISTD Amt.	# Replicates
1g	1.5000	8555.66	5211.23	0.0204	0.0150	1
1a	2.5000	13873.78	7984.78	0.0348	0.0250	1
1	5.0000	39752.52	22076.55	0.0920	0.0500	1
2	10.0000	74289.88	39579.84	0.1903	0.1000	1
3	25.0000	186986.64	98810.64	0.4655	0.2500	1
4	50.0000	392314.82	206551.24	0.9926	0.5000	1
5	75.0000	598419.35	311168.35	1.5187	0.7500	1
6	100.0000	794499.65	407265.68	2.0338	1.0000	1

Average Calibration Factor = 1.800645 (%RSD = 15.03)

Endrin Breakdown

Component Type : Named Group
Group Members:
Endrin
Endrin aldehyde
Endrin Ketone

Internal Standard : Int Std
Quantitation will be done using response factor = 1.000000e+06

Endrin

Component Type : Single Peak Component
Retention Time : 7.801 min Search Window: 0.50 s, 0.50 %
Reference Component:
Find largest peak in window
Internal Standard : Int Std
Use Average Calibration Factor (Area ratio / Amount ratio)
User Values:
Label :
Value 1: 0.000000

Value 2: 0.000000
Value 3: 0.000000
Value 4: 0.000000
Value 5: 0.000000

Calibration Levels:

Level Name	Amount	Area	Height	ISTD Resp.	ISTD Amt.	# Replicates
1	5.0000	45574.73	22584.10	0.1055	0.0500	1
2	10.0000	74172.53	38030.83	0.1900	0.1000	1
3	25.0000	177127.31	92037.46	0.4409	0.2500	1
4	50.0000	362433.67	184850.00	0.9170	0.5000	1
5	75.0000	545521.35	282153.39	1.3845	0.7500	1
6	100.0000	712813.97	363952.79	1.8247	1.0000	1

Average Calibration Factor = 1.879759 (%RSD = 6.43)

4,4'-DDD

Component Type : Single Peak Component
Retention Time : 8.023 min Search Window: 0.60 s, 0.50 %
Reference Component: Endrin
Find largest peak in window
Internal Standard : Int Std
Use Average Calibration Factor (Area ratio / Amount ratio)
User Values:
Label :
Value 1: 0.000000
Value 2: 0.000000
Value 3: 0.000000
Value 4: 0.000000
Value 5: 0.000000

Calibration Levels:

Level Name	Amount	Area	Height	ISTD Resp.	ISTD Amt.	# Replicates
1a	2.5000	13348.53	6467.33	0.0335	0.0250	1
1	5.0000	28441.35	14810.71	0.0658	0.0500	1
2	10.0000	47733.44	25631.48	0.1223	0.1000	1
3	25.0000	112761.04	60961.75	0.2807	0.2500	1
4	50.0000	229488.57	125996.91	0.5807	0.5000	1
5	75.0000	346736.80	189713.44	0.8800	0.7500	1
6	100.0000	454204.33	250127.52	1.1627	1.0000	1

Average Calibration Factor = 1.214197 (%RSD = 6.88)

Endosulfan II

Component Type : Single Peak Component
Retention Time : 8.080 min Search Window: 0.25 s, 0.25 %
Reference Component: Endrin
Find largest peak in window
Internal Standard : Int Std
Use Average Calibration Factor (Area ratio / Amount ratio)
User Values:
Label :
Value 1: 0.000000
Value 2: 0.000000
Value 3: 0.000000
Value 4: 0.000000
Value 5: 0.000000

Calibration Levels:

Level Name	Amount	Area	Height	ISTD Resp.	ISTD Amt.	# Replicates
1	5.0000	43259.06	22388.75	0.1001	0.0500	1
2	10.0000	77846.69	39142.54	0.1994	0.1000	1
3	25.0000	187083.00	93723.73	0.4657	0.2500	1
4	50.0000	361350.75	183412.70	0.9143	0.5000	1
5	75.0000	545980.02	269211.28	1.3805	0.7500	1

6	100.0000	699341.02	347532.95	1.7902	1.0000	1

Average Calibration Factor = 1.886561 (%RSD = 4.76)

Endrin aldehyde
Component Type : Single Peak Component
Retention Time : 8.247 min Search Window: 0.75 s, 0.75 %
Reference Component: Endrin
Find largest peak in window
Internal Standard : Int Std
Use Average Calibration Factor (Area ratio / Amount ratio)
User Values:
Label :
Value 1: 0.000000
Value 2: 0.000000
Value 3: 0.000000
Value 4: 0.000000
Value 5: 0.000000
Calibration Levels:

Level Name	Amount	Area	Height	ISTD Resp.	ISTD Amt.	# Replicates
1	5.0000	32397.23	17738.72	0.0750	0.0500	1
2	10.0000	58000.86	31104.58	0.1486	0.1000	1
3	25.0000	139839.12	74040.05	0.3481	0.2500	1
4	50.0000	288944.59	144134.36	0.7311	0.5000	1
5	75.0000	433313.47	214014.37	1.0997	0.7500	1
6	100.0000	561636.99	274307.24	1.4377	1.0000	1

Average Calibration Factor = 1.457388 (%RSD = 2.62)

DDT Breakdown
Component Type : Named Group
Group Members:
4,4'-DDE
4,4'-DDD
4,4'-DDT

Internal Standard : Int Std
Quantitation will be done using response factor = 1.000000e+06

4,4'-DDT
Component Type : Single Peak Component
Retention Time : 8.425 min Search Window: 0.75 s, 0.75 %
Reference Component: Endrin
Find largest peak in window
Internal Standard : Int Std
Use Average Calibration Factor (Area ratio / Amount ratio)
User Values:
Label :
Value 1: 0.000000
Value 2: 0.000000
Value 3: 0.000000
Value 4: 0.000000
Value 5: 0.000000
Calibration Levels:

Level Name	Amount	Area	Height	ISTD Resp.	ISTD Amt.	# Replicates
1a	2.5000	12064.19	5844.50	0.0303	0.0250	1
1	5.0000	29810.76	15306.98	0.0690	0.0500	1
2	10.0000	53244.41	28768.36	0.1364	0.1000	1
3	25.0000	132114.22	71564.53	0.3289	0.2500	1
4	50.0000	274000.99	147001.98	0.6890	0.5000	1
5	75.0000	415210.18	217383.14	1.0537	0.7500	1

6	100.0000	544398.45	284938.87	1.3936	1.0000	1

Average Calibration Factor = 1.349575 (%RSD = 5.01)

Endosulfan sulfate
Component Type : Single Peak Component
Retention Time : 8.545 min Search Window: 0.50 s, 0.50 %
Reference Component: Endrin
Find largest peak in window
Internal Standard : Int Std
Use Average Calibration Factor (Area ratio / Amount ratio)
User Values:
Label :
Value 1: 0.000000
Value 2: 0.000000
Value 3: 0.000000
Value 4: 0.000000
Value 5: 0.000000
Calibration Levels:

Level Name	Amount	Area	Height	ISTD Resp.	ISTD Amt.	# Replicates
1	5.0000	42934.06	22049.88	0.0994	0.0500	1
2	10.0000	76766.91	38721.12	0.1966	0.1000	1
3	25.0000	172768.87	90861.98	0.4301	0.2500	1
4	50.0000	339660.52	176876.08	0.8594	0.5000	1
5	75.0000	504586.40	254709.80	1.2806	0.7500	1
6	100.0000	645854.06	324429.63	1.6533	1.0000	1

Average Calibration Factor = 1.792364 (%RSD = 8.11)

Methoxychlor
Component Type : Single Peak Component
Retention Time : 9.033 min Search Window: 0.30 s, 0.30 %
Reference Component: Endrin
Find largest peak in window
Internal Standard : Int Std
Use Average Calibration Factor (Area ratio / Amount ratio)
User Values:
Label :
Value 1: 0.000000
Value 2: 0.000000
Value 3: 0.000000
Value 4: 0.000000
Value 5: 0.000000
Calibration Levels:

Level Name	Amount	Area	Height	ISTD Resp.	ISTD Amt.	# Replicates
1	5.0000	18350.50	9429.56	0.0425	0.0500	1
2	10.0000	32236.13	16655.60	0.0826	0.1000	1
3	25.0000	78444.72	39622.39	0.1953	0.2500	1
4	50.0000	154677.38	79434.00	0.3914	0.5000	1
5	75.0000	231198.06	117109.64	0.5867	0.7500	1
6	100.0000	297636.34	148811.54	0.7619	1.0000	1

Average Calibration Factor = 0.797245 (%RSD = 4.16)

Endrin Ketone
Component Type : Single Peak Component
Retention Time : 9.108 min Search Window: 0.30 s, 0.30 %
Reference Component: Endrin
Find largest peak in window
Internal Standard : Int Std
Use Average Calibration Factor (Area ratio / Amount ratio)

User Values:
Label :
Value 1: 0.000000
Value 2: 0.000000
Value 3: 0.000000
Value 4: 0.000000
Value 5: 0.000000

Calibration Levels:

Level Name	Amount	Area	Height	ISTD Resp.	ISTD Amt.	# Replicates
1	5.0000	44919.74	22069.00	0.1040	0.0500	1
2	10.0000	76787.36	38641.00	0.1967	0.1000	1
3	25.0000	180157.18	91400.36	0.4485	0.2500	1
4	50.0000	355706.56	177544.78	0.9000	0.5000	1
5	75.0000	535333.12	262183.32	1.3586	0.7500	1
6	100.0000	688711.83	334381.33	1.7630	1.0000	1

Average Calibration Factor = 1.869194 (%RSD = 6.72)

Mirex

Component Type : Single Peak Component
Retention Time : 9.668 min Search Window: 0.30 s, 0.30 %
Reference Component: Endrin
Find largest peak in window
Internal Standard : Int Std
Use Average Calibration Factor (Area ratio / Amount ratio)
User Values:
Label :
Value 1: 0.000000
Value 2: 0.000000
Value 3: 0.000000
Value 4: 0.000000
Value 5: 0.000000

Calibration Levels:

Level Name	Amount	Area	Height	ISTD Resp.	ISTD Amt.	# Replicates
1a	2.5000	13947.06	6729.00	0.0350	0.0250	1
1	5.0000	34637.43	16996.45	0.0802	0.0500	1
2	10.0000	57965.30	29318.40	0.1485	0.1000	1
3	25.0000	131683.26	66885.63	0.3278	0.2500	1
4	50.0000	249338.47	123372.50	0.6309	0.5000	1
5	75.0000	357310.28	177254.33	0.9068	0.7500	1
6	100.0000	455324.79	223133.80	1.1656	1.0000	1

Average Calibration Factor = 1.347990 (%RSD = 11.66)

% DCBP

Component Type : Single Peak Component
Retention Time : 10.714 min Search Window: 1.50 s, 0.50 %
Reference Component: Endrin
Find largest peak in window
Internal Standard : Int Std
Use Average Calibration Factor (Area ratio / Amount ratio)
User Values:
Label :
Value 1: 0.000000
Value 2: 0.000000
Value 3: 0.000000
Value 4: 0.000000
Value 5: 0.000000

Calibration Levels:

Level Name	Amount	Area	Height	ISTD Resp.	ISTD Amt.	# Replicates
1	20.0000	173689.47	81881.61	0.4021	0.2000	1

2	40.0000	296482.05	136495.93	0.7595	0.4000	1
3	60.0000	423008.85	194230.49	1.0531	0.6000	1
4	80.0000	553842.86	243507.01	1.4014	0.8000	1
5	100.0000	680977.66	298249.61	1.7282	1.0000	1
6	120.0000	785775.45	338607.69	2.0115	1.2000	1

Average Calibration Factor = 1.803381 (%RSD = 6.96)

Calibration Replicate Lists:

Component: Int Std

Level : 1

Area	Height	Vol Adj Amt	ISTD Response	ISTD Amount	Date/Time	File
431979.98	202550.27	100.0000	1.0000	1.0000	7/26/2017 01:41 PM	GEDIT.RS

Level : 1A

Area	Height	Vol Adj Amt	ISTD Response	ISTD Amount	Date/Time	File
398554.33	145886.98	100.0000	1.0000	1.0000	7/26/2017 01:41 PM	GEDIT.RS

Level : 1G

Area	Height	Vol Adj Amt	ISTD Response	ISTD Amount	Date/Time	File
418393.66	187276.37	100.0000	1.0000	1.0000	7/26/2017 01:41 PM	GEDIT.RS

Level : 2

Area	Height	Vol Adj Amt	ISTD Response	ISTD Amount	Date/Time	File
390385.30	186664.68	100.0000	1.0000	1.0000	7/26/2017 01:41 PM	GEDIT.RS

Level : 3

Area	Height	Vol Adj Amt	ISTD Response	ISTD Amount	Date/Time	File
401698.71	185588.94	100.0000	1.0000	1.0000	7/26/2017 01:41 PM	GEDIT.RS

Level : 4

Area	Height	Vol Adj Amt	ISTD Response	ISTD Amount	Date/Time	File
395220.41	178503.89	100.0000	1.0000	1.0000	7/26/2017 01:41 PM	GEDIT.RS

Level : 5

Area	Height	Vol Adj Amt	ISTD Response	ISTD Amount	Date/Time	File
394034.14	172304.68	100.0000	1.0000	1.0000	7/26/2017 01:41 PM	GEDIT.RS

Level : 6

Area	Height	Vol Adj Amt	ISTD Response	ISTD Amount	Date/Time	File
390640.59	182906.79	100.0000	1.0000	1.0000	7/26/2017 01:41 PM	GEDIT.RS

Component: % TCMX

Level : 1

Area	Height	Vol Adj Amt	ISTD Response	ISTD Amount	Date/Time	File
98480.57	52272.52	20.0000	0.2280	0.2000	7/26/2017 01:41 PM	GEDIT.RS

Level : 2

Area	Height	Vol Adj Amt	ISTD Response	ISTD Amount	Date/Time	File
162824.76	86930.30	40.0000	0.4171	0.4000	7/26/2017 01:41 PM	GEDIT.RS

Level : 3

Area	Height	Vol Adj Amt	ISTD Response	ISTD Amount	Date/Time	File
232120.85	121055.68	60.0000	0.5778	0.6000	7/26/2017 01:41 PM	GEDIT.RS

Level : 4

Area	Height	Vol Adj Amt	ISTD Response	ISTD Amount	Date/Time	File
294697.41	151924.88	80.0000	0.7457	0.8000	7/26/2017 01:41 PM	GEDIT.RS

Level : 5

Area	Height	Vol Adj Amt	ISTD Response	ISTD Amount	Date/Time	File
358190.75	182962.89	100.0000	0.9090	1.0000	7/26/2017 01:41 PM	GEDIT.RS

Level : 6

Area	Height	Vol Adj Amt	ISTD Response	ISTD Amount	Date/Time	File
409640.85	212222.99	120.0000	1.0486	1.2000	7/26/2017 01:41 PM	GEDIT.RS

Component: a-BHC

Level : 1a

Area	Height	Vol Adj Amt	ISTD Response	ISTD Amount	Date/Time	File
16397.55	9765.58	2.5000	0.0411	0.0250	7/26/2017 01:41 PM	GEDIT.RS

Level : 1

Area	Height	Vol Adj Amt	ISTD Response	ISTD Amount	Date/Time	File
44342.37	28753.40	5.0000	0.1026	0.0500	7/26/2017 01:41 PM	GEDIT.RS

Level : 2

Area	Height	Vol Adj Amt	ISTD Response	ISTD Amount	Date/Time	File
83106.72	52471.53	10.0000	0.2129	0.1000	7/26/2017 01:41 PM	GEDIT.RS

Level : 3

Area	Height	Vol Adj Amt	ISTD Response	ISTD Amount	Date/Time	File
217481.79	134542.82	25.0000	0.5414	0.2500	7/26/2017 01:41 PM	GEDIT.RS

Level : 4

Area	Height	Vol Adj Amt	ISTD Response	ISTD Amount	Date/Time	File
466789.63	284991.23	50.0000	1.1811	0.5000	7/26/2017 01:41 PM	GEDIT.RS

Level : 5

Area	Height	Vol Adj Amt	ISTD Response	ISTD Amount	Date/Time	File
715262.23	421643.07	75.0000	1.8152	0.7500	7/26/2017 01:41 PM	GEDIT.RS

Level : 6

Area	Height	Vol Adj Amt	ISTD Response	ISTD Amount	Date/Time	File
939462.76	558263.12	100.0000	2.4049	1.0000	7/26/2017 01:41 PM	GEDIT.RS

Component: Hexachlorobenzene

Level : 1a

Area	Height	Vol Adj Amt	ISTD Response	ISTD Amount	Date/Time	File
32327.19	18089.79	2.5000	0.0811	0.0250	7/26/2017 01:41 PM	GEDIT.RS

Level : 1

Area	Height	Vol Adj Amt	ISTD Response	ISTD Amount	Date/Time	File
87320.93	50868.24	5.0000	0.2021	0.0500	7/26/2017 01:41 PM	GEDIT.RS

Level : 2

Area	Height	Vol Adj Amt	ISTD Response	ISTD Amount	Date/Time	File
156038.87	85945.12	10.0000	0.3997	0.1000	7/26/2017 01:41 PM	GEDIT.RS

Level : 3

Area	Height	Vol Adj Amt	ISTD Response	ISTD Amount	Date/Time	File
347205.81	188663.75	25.0000	0.8643	0.2500	7/26/2017 01:41 PM	GEDIT.RS

Level : 4

Area	Height	Vol Adj Amt	ISTD Response	ISTD Amount	Date/Time	File
669662.92	341650.45	50.0000	1.6944	0.5000	7/26/2017 01:41 PM	GEDIT.RS

Level : 5

Area	Height	Vol Adj Amt	ISTD Response	ISTD Amount	Date/Time	File
923573.12	472281.56	75.0000	2.3439	0.7500	7/26/2017 01:41 PM	GEDIT.RS

Level : 6

Area	Height	Vol Adj Amt	ISTD Response	ISTD Amount	Date/Time	File
1160969.68	598740.31	100.0000	2.9720	1.0000	7/26/2017 01:41 PM	GEDIT.RS

Component: g-BHC

Level : 1g

Area	Height	Vol Adj Amt	ISTD Response	ISTD Amount	Date/Time	File
12627.54	7227.00	1.5000	0.0302	0.0150	7/26/2017 01:41 PM	GEDIT.RS

Level : 1a

Area	Height	Vol Adj Amt	ISTD Response	ISTD Amount	Date/Time	File
19212.42	10097.92	2.5000	0.0482	0.0250	7/26/2017 01:41 PM	GEDIT.RS

Level : 1

Area	Height	Vol Adj Amt	ISTD Response	ISTD Amount	Date/Time	File
47038.90	27717.08	5.0000	0.1089	0.0500	7/26/2017 01:41 PM	GEDIT.RS

Level : 2

Area	Height	Vol Adj Amt	ISTD Response	ISTD Amount	Date/Time	File
83993.68	49483.48	10.0000	0.2152	0.1000	7/26/2017 01:41 PM	GEDIT.RS

Level : 3

Area	Height	Vol Adj Amt	ISTD Response	ISTD Amount	Date/Time	File
215076.74	126799.90	25.0000	0.5354	0.2500	7/26/2017 01:41 PM	GEDIT.RS

Level : 4

Area	Height	Vol Adj Amt	ISTD Response	ISTD Amount	Date/Time	File
426729.64	242837.96	50.0000	1.0797	0.5000	7/26/2017 01:41 PM	GEDIT.RS

Level : 5

Area	Height	Vol Adj Amt	ISTD Response	ISTD Amount	Date/Time	File
673096.67	372228.71	75.0000	1.7082	0.7500	7/26/2017 01:41 PM	GEDIT.RS

Level : 6

Area	Height	Vol Adj Amt	ISTD Response	ISTD Amount	Date/Time	File
853374.04	472300.23	100.0000	2.1846	1.0000	7/26/2017 01:41 PM	GEDIT.RS

Component: b-BHC

Level : 1a

Area	Height	Vol Adj Amt	ISTD Response	ISTD Amount	Date/Time	File
7984.22	4862.96	2.5000	0.0200	0.0250	7/26/2017 01:41 PM	GEDIT.RS

Level : 1

Area	Height	Vol Adj Amt	ISTD Response	ISTD Amount	Date/Time	File
26895.59	15725.98	5.0000	0.0623	0.0500	7/26/2017 01:41 PM	GEDIT.RS

Level : 2

Area	Height	Vol Adj Amt	ISTD Response	ISTD Amount	Date/Time	File
46102.10	26275.46	10.0000	0.1181	0.1000	7/26/2017 01:41 PM	GEDIT.RS

Level : 3

Area	Height	Vol Adj Amt	ISTD Response	ISTD Amount	Date/Time	File
108958.02	60656.75	25.0000	0.2712	0.2500	7/26/2017 01:41 PM	GEDIT.RS

Level : 4

Area	Height	Vol Adj Amt	ISTD Response	ISTD Amount	Date/Time	File
209931.97	115709.46	50.0000	0.5312	0.5000	7/26/2017 01:41 PM	GEDIT.RS

Level : 5

Area	Height	Vol Adj Amt	ISTD Response	ISTD Amount	Date/Time		File
306955.23	169162.83	75.0000	0.7790	0.7500	7/26/2017	01:41 PM	GEDIT.RS

Level : 6

Area	Height	Vol Adj Amt	ISTD Response	ISTD Amount	Date/Time		File
391875.17	216156.95	100.0000	1.0032	1.0000	7/26/2017	01:41 PM	GEDIT.RS

Component: d-BHC

Level : 1

Area	Height	Vol Adj Amt	ISTD Response	ISTD Amount	Date/Time		File
60732.90	30895.40	5.0000	0.1406	0.0500	7/26/2017	01:41 PM	GEDIT.RS

Level : 2

Area	Height	Vol Adj Amt	ISTD Response	ISTD Amount	Date/Time		File
102752.03	55127.52	10.0000	0.2632	0.1000	7/26/2017	01:41 PM	GEDIT.RS

Level : 3

Area	Height	Vol Adj Amt	ISTD Response	ISTD Amount	Date/Time		File
256951.13	136620.24	25.0000	0.6397	0.2500	7/26/2017	01:41 PM	GEDIT.RS

Level : 4

Area	Height	Vol Adj Amt	ISTD Response	ISTD Amount	Date/Time		File
521452.97	287652.66	50.0000	1.3194	0.5000	7/26/2017	01:41 PM	GEDIT.RS

Level : 5

Area	Height	Vol Adj Amt	ISTD Response	ISTD Amount	Date/Time		File
790500.30	434041.07	75.0000	2.0062	0.7500	7/26/2017	01:41 PM	GEDIT.RS

Level : 6

Area	Height	Vol Adj Amt	ISTD Response	ISTD Amount	Date/Time		File
1018941.72	555041.95	100.0000	2.6084	1.0000	7/26/2017	01:41 PM	GEDIT.RS

Component: Heptachlor

Level : 1

Area	Height	Vol Adj Amt	ISTD Response	ISTD Amount	Date/Time		File
64012.84	31233.23	5.0000	0.1482	0.0500	7/26/2017	01:41 PM	GEDIT.RS

Level : 2

Area	Height	Vol Adj Amt	ISTD Response	ISTD Amount	Date/Time		File
101909.84	54426.71	10.0000	0.2610	0.1000	7/26/2017	01:41 PM	GEDIT.RS

Level : 3

Area	Height	Vol Adj Amt	ISTD Response	ISTD Amount	Date/Time		File

248835.50	136157.96	25.0000	0.6195	0.2500	7/26/2017	01:41 PM	GEDIT.RS

Level : 4

Area	Height	Vol Adj Amt	ISTD Response	ISTD Amount	Date/Time	File
498470.90	272113.91	50.0000	1.2612	0.5000	7/26/2017 01:41 PM	GEDIT.RS

Level : 5

Area	Height	Vol Adj Amt	ISTD Response	ISTD Amount	Date/Time	File
751569.12	407768.72	75.0000	1.9074	0.7500	7/26/2017 01:41 PM	GEDIT.RS

Level : 6

Area	Height	Vol Adj Amt	ISTD Response	ISTD Amount	Date/Time	File
963559.90	520924.81	100.0000	2.4666	1.0000	7/26/2017 01:41 PM	GEDIT.RS

Component: Aldrin

Level : 1a

Area	Height	Vol Adj Amt	ISTD Response	ISTD Amount	Date/Time	File
23044.72	12574.68	2.5000	0.0578	0.0250	7/26/2017 01:41 PM	GEDIT.RS

Level : 1

Area	Height	Vol Adj Amt	ISTD Response	ISTD Amount	Date/Time	File
52369.30	29296.09	5.0000	0.1212	0.0500	7/26/2017 01:41 PM	GEDIT.RS

Level : 2

Area	Height	Vol Adj Amt	ISTD Response	ISTD Amount	Date/Time	File
90840.78	50513.62	10.0000	0.2327	0.1000	7/26/2017 01:41 PM	GEDIT.RS

Level : 3

Area	Height	Vol Adj Amt	ISTD Response	ISTD Amount	Date/Time	File
220799.92	123232.04	25.0000	0.5497	0.2500	7/26/2017 01:41 PM	GEDIT.RS

Level : 4

Area	Height	Vol Adj Amt	ISTD Response	ISTD Amount	Date/Time	File
452858.40	250236.77	50.0000	1.1458	0.5000	7/26/2017 01:41 PM	GEDIT.RS

Level : 5

Area	Height	Vol Adj Amt	ISTD Response	ISTD Amount	Date/Time	File
684641.04	376153.00	75.0000	1.7375	0.7500	7/26/2017 01:41 PM	GEDIT.RS

Level : 6

Area	Height	Vol Adj Amt	ISTD Response	ISTD Amount	Date/Time	File
904343.52	483075.37	100.0000	2.3150	1.0000	7/26/2017 01:41 PM	GEDIT.RS

Component: Heptachlor epoxide

Level : 1

Area	Height	Vol Adj Amt	ISTD Response	ISTD Amount	Date/Time	File
50051.35	26271.58	5.0000	0.1159	0.0500	7/26/2017 01:41 PM	GEDIT.RS

Level : 2

Area	Height	Vol Adj Amt	ISTD Response	ISTD Amount	Date/Time	File
87600.74	45346.93	10.0000	0.2244	0.1000	7/26/2017 01:41 PM	GEDIT.RS

Level : 3

Area	Height	Vol Adj Amt	ISTD Response	ISTD Amount	Date/Time	File
210337.42	110380.85	25.0000	0.5236	0.2500	7/26/2017 01:41 PM	GEDIT.RS

Level : 4

Area	Height	Vol Adj Amt	ISTD Response	ISTD Amount	Date/Time	File
417307.85	216670.77	50.0000	1.0559	0.5000	7/26/2017 01:41 PM	GEDIT.RS

Level : 5

Area	Height	Vol Adj Amt	ISTD Response	ISTD Amount	Date/Time	File
642176.53	324636.44	75.0000	1.6297	0.7500	7/26/2017 01:41 PM	GEDIT.RS

Level : 6

Area	Height	Vol Adj Amt	ISTD Response	ISTD Amount	Date/Time	File
830358.82	418074.99	100.0000	2.1256	1.0000	7/26/2017 01:41 PM	GEDIT.RS

Component: g-Chlordane

Level : 1a

Area	Height	Vol Adj Amt	ISTD Response	ISTD Amount	Date/Time	File
24103.90	11402.48	2.5000	0.0605	0.0250	7/26/2017 01:41 PM	GEDIT.RS

Level : 1

Area	Height	Vol Adj Amt	ISTD Response	ISTD Amount	Date/Time	File
53800.27	26447.98	5.0000	0.1245	0.0500	7/26/2017 01:41 PM	GEDIT.RS

Level : 2

Area	Height	Vol Adj Amt	ISTD Response	ISTD Amount	Date/Time	File
91227.78	45278.92	10.0000	0.2337	0.1000	7/26/2017 01:41 PM	GEDIT.RS

Level : 3

Area	Height	Vol Adj Amt	ISTD Response	ISTD Amount	Date/Time	File
214571.83	108113.85	25.0000	0.5342	0.2500	7/26/2017 01:41 PM	GEDIT.RS

Level : 4

Area	Height	Vol Adj Amt	ISTD Response	ISTD Amount	Date/Time	File
432594.70	215492.61	50.0000	1.0946	0.5000	7/26/2017 01:41 PM	GEDIT.RS

Level : 5

Area	Height	Vol Adj Amt	ISTD Response	ISTD Amount	Date/Time	File
648255.87	320730.11	75.0000	1.6452	0.7500	7/26/2017 01:41 PM	GEDIT.RS

Level : 6

Area	Height	Vol Adj Amt	ISTD Response	ISTD Amount	Date/Time	File
840376.45	417322.47	100.0000	2.1513	1.0000	7/26/2017 01:41 PM	GEDIT.RS

Component: a-Chlordane

Level : 1a

Area	Height	Vol Adj Amt	ISTD Response	ISTD Amount	Date/Time	File
18573.48	10011.97	2.5000	0.0466	0.0250	7/26/2017 01:41 PM	GEDIT.RS

Level : 1

Area	Height	Vol Adj Amt	ISTD Response	ISTD Amount	Date/Time	File
45742.53	24542.45	5.0000	0.1059	0.0500	7/26/2017 01:41 PM	GEDIT.RS

Level : 2

Area	Height	Vol Adj Amt	ISTD Response	ISTD Amount	Date/Time	File
81775.01	43385.40	10.0000	0.2095	0.1000	7/26/2017 01:41 PM	GEDIT.RS

Level : 3

Area	Height	Vol Adj Amt	ISTD Response	ISTD Amount	Date/Time	File
198408.84	104464.36	25.0000	0.4939	0.2500	7/26/2017 01:41 PM	GEDIT.RS

Level : 4

Area	Height	Vol Adj Amt	ISTD Response	ISTD Amount	Date/Time	File
399604.66	211132.99	50.0000	1.0111	0.5000	7/26/2017 01:41 PM	GEDIT.RS

Level : 5

Area	Height	Vol Adj Amt	ISTD Response	ISTD Amount	Date/Time	File
605380.34	315100.49	75.0000	1.5364	0.7500	7/26/2017 01:41 PM	GEDIT.RS

Level : 6

Area	Height	Vol Adj Amt	ISTD Response	ISTD Amount	Date/Time	File
790629.07	408153.81	100.0000	2.0239	1.0000	7/26/2017 01:41 PM	GEDIT.RS

Component: Endosulfan I

Level : 1

Area	Height	Vol Adj Amt	ISTD Response	ISTD Amount	Date/Time	File
49961.43	23526.52	5.0000	0.1157	0.0500	7/26/2017 01:41 PM	GEDIT.RS

Level : 2

Area	Height	Vol Adj Amt	ISTD Response	ISTD Amount	Date/Time	File
86972.59	41687.12	10.0000	0.2228	0.1000	7/26/2017 01:41 PM	GEDIT.RS

Level : 3

Area	Height	Vol Adj Amt	ISTD Response	ISTD Amount	Date/Time	File
209977.55	100611.26	25.0000	0.5227	0.2500	7/26/2017 01:41 PM	GEDIT.RS

Level : 4

Area	Height	Vol Adj Amt	ISTD Response	ISTD Amount	Date/Time	File
421941.23	200249.48	50.0000	1.0676	0.5000	7/26/2017 01:41 PM	GEDIT.RS

Level : 5

Area	Height	Vol Adj Amt	ISTD Response	ISTD Amount	Date/Time	File
631411.72	300370.93	75.0000	1.6024	0.7500	7/26/2017 01:41 PM	GEDIT.RS

Level : 6

Area	Height	Vol Adj Amt	ISTD Response	ISTD Amount	Date/Time	File
806441.84	386612.67	100.0000	2.0644	1.0000	7/26/2017 01:41 PM	GEDIT.RS

Component: 4,4'-DDE

Level : 1a

Area	Height	Vol Adj Amt	ISTD Response	ISTD Amount	Date/Time	File
19258.33	9631.27	2.5000	0.0483	0.0250	7/26/2017 01:41 PM	GEDIT.RS

Level : 1

Area	Height	Vol Adj Amt	ISTD Response	ISTD Amount	Date/Time	File
44411.52	21884.64	5.0000	0.1028	0.0500	7/26/2017 01:41 PM	GEDIT.RS

Level : 2

Area	Height	Vol Adj Amt	ISTD Response	ISTD Amount	Date/Time	File
76044.11	38323.27	10.0000	0.1948	0.1000	7/26/2017 01:41 PM	GEDIT.RS

Level : 3

Area	Height	Vol Adj Amt	ISTD Response	ISTD Amount	Date/Time	File
182724.17	92197.17	25.0000	0.4549	0.2500	7/26/2017 01:41 PM	GEDIT.RS

Level : 4

Area	Height	Vol Adj Amt	ISTD Response	ISTD Amount	Date/Time	File
368359.85	186911.00	50.0000	0.9320	0.5000	7/26/2017 01:41 PM	GEDIT.RS

Level : 5

Area	Height	Vol Adj Amt	ISTD Response	ISTD Amount	Date/Time	File
552067.53	279078.60	75.0000	1.4011	0.7500	7/26/2017 01:41 PM	GEDIT.RS

Level : 6

Area	Height	Vol Adj Amt	ISTD Response	ISTD Amount	Date/Time	File
738202.35	360421.50	100.0000	1.8897	1.0000	7/26/2017 01:41 PM	GEDIT.RS

Component: Dieldrin

Level : 1g

Area	Height	Vol Adj Amt	ISTD Response	ISTD Amount	Date/Time	File
8555.66	5211.23	1.5000	0.0204	0.0150	7/26/2017 01:41 PM	GEDIT.RS

Level : 1a

Area	Height	Vol Adj Amt	ISTD Response	ISTD Amount	Date/Time	File
13873.78	7984.78	2.5000	0.0348	0.0250	7/26/2017 01:41 PM	GEDIT.RS

Level : 1

Area	Height	Vol Adj Amt	ISTD Response	ISTD Amount	Date/Time	File
39752.52	22076.55	5.0000	0.0920	0.0500	7/26/2017 01:41 PM	GEDIT.RS

Level : 2

Area	Height	Vol Adj Amt	ISTD Response	ISTD Amount	Date/Time	File
74289.88	39579.84	10.0000	0.1903	0.1000	7/26/2017 01:41 PM	GEDIT.RS

Level : 3

Area	Height	Vol Adj Amt	ISTD Response	ISTD Amount	Date/Time	File
186986.64	98810.64	25.0000	0.4655	0.2500	7/26/2017 01:41 PM	GEDIT.RS

Level : 4

Area	Height	Vol Adj Amt	ISTD Response	ISTD Amount	Date/Time	File
392314.82	206551.24	50.0000	0.9926	0.5000	7/26/2017 01:41 PM	GEDIT.RS

Level : 5

Area	Height	Vol Adj Amt	ISTD Response	ISTD Amount	Date/Time	File
598419.35	311168.35	75.0000	1.5187	0.7500	7/26/2017 01:41 PM	GEDIT.RS

Level : 6

Area	Height	Vol Adj Amt	ISTD Response	ISTD Amount	Date/Time	File
794499.65	407265.68	100.0000	2.0338	1.0000	7/26/2017 01:41 PM	GEDIT.RS

Component: Endrin Breakdown

This component has no calibration levels

Component: Endrin

Level : 1

Area	Height	Vol Adj Amt	ISTD Response	ISTD Amount	Date/Time	File
45574.73	22584.10	5.0000	0.1055	0.0500	7/26/2017 01:41 PM	GEDIT.RS

Level : 2

Area	Height	Vol Adj Amt	ISTD Response	ISTD Amount	Date/Time	File
74172.53	38030.83	10.0000	0.1900	0.1000	7/26/2017 01:41 PM	GEDIT.RS

Level : 3

Area	Height	Vol Adj Amt	ISTD Response	ISTD Amount	Date/Time	File
177127.31	92037.46	25.0000	0.4409	0.2500	7/26/2017 01:41 PM	GEDIT.RS

Level : 4

Area	Height	Vol Adj Amt	ISTD Response	ISTD Amount	Date/Time	File
362433.67	184850.00	50.0000	0.9170	0.5000	7/26/2017 01:41 PM	GEDIT.RS

Level : 5

Area	Height	Vol Adj Amt	ISTD Response	ISTD Amount	Date/Time	File
545521.35	282153.39	75.0000	1.3845	0.7500	7/26/2017 01:41 PM	GEDIT.RS

Level : 6

Area	Height	Vol Adj Amt	ISTD Response	ISTD Amount	Date/Time	File
712813.97	363952.79	100.0000	1.8247	1.0000	7/26/2017 01:41 PM	GEDIT.RS

Component: 4,4'-DDD

Level : 1a

Area	Height	Vol Adj Amt	ISTD Response	ISTD Amount	Date/Time	File
13348.53	6467.33	2.5000	0.0335	0.0250	7/26/2017 01:41 PM	GEDIT.RS

Level : 1

Area	Height	Vol Adj Amt	ISTD Response	ISTD Amount	Date/Time	File
28441.35	14810.71	5.0000	0.0658	0.0500	7/26/2017 01:41 PM	GEDIT.RS

Level : 2

Area	Height	Vol Adj Amt	ISTD Response	ISTD Amount	Date/Time	File
47733.44	25631.48	10.0000	0.1223	0.1000	7/26/2017 01:41 PM	GEDIT.RS

Level : 3

Area	Height	Vol Adj Amt	ISTD Response	ISTD Amount	Date/Time	File
112761.04	60961.75	25.0000	0.2807	0.2500	7/26/2017 01:41 PM	GEDIT.RS

Level : 4

Area	Height	Vol Adj Amt	ISTD Response	ISTD Amount	Date/Time	File
229488.57	125996.91	50.0000	0.5807	0.5000	7/26/2017 01:41 PM	GEDIT.RS

Level : 5

Area	Height	Vol Adj Amt	ISTD Response	ISTD Amount	Date/Time	File
346736.80	189713.44	75.0000	0.8800	0.7500	7/26/2017 01:41 PM	GEDIT.RS

Level : 6

Area	Height	Vol Adj Amt	ISTD Response	ISTD Amount	Date/Time	File
454204.33	250127.52	100.0000	1.1627	1.0000	7/26/2017 01:41 PM	GEDIT.RS

Component: Endosulfan II

Level : 1

Area	Height	Vol Adj Amt	ISTD Response	ISTD Amount	Date/Time	File
43259.06	22388.75	5.0000	0.1001	0.0500	7/26/2017 01:41 PM	GEDIT.RS

Level : 2

Area	Height	Vol Adj Amt	ISTD Response	ISTD Amount	Date/Time	File
77846.69	39142.54	10.0000	0.1994	0.1000	7/26/2017 01:41 PM	GEDIT.RS

Level : 3

Area	Height	Vol Adj Amt	ISTD Response	ISTD Amount	Date/Time	File
187083.00	93723.73	25.0000	0.4657	0.2500	7/26/2017 01:41 PM	GEDIT.RS

Level : 4

Area	Height	Vol Adj Amt	ISTD Response	ISTD Amount	Date/Time	File
361350.75	183412.70	50.0000	0.9143	0.5000	7/26/2017 01:41 PM	GEDIT.RS

Level : 5

Area	Height	Vol Adj Amt	ISTD Response	ISTD Amount	Date/Time	File
543966.02	269111.28	75.0000	1.3805	0.7500	7/26/2017 01:41 PM	GEDIT.RS

Level : 6

Area	Height	Vol Adj Amt	ISTD Response	ISTD Amount	Date/Time	File
699341.02	347532.95	100.0000	1.7902	1.0000	7/26/2017 01:41 PM	GEDIT.RS

Component: Endrin aldehyde

Level : 1

Area	Height	Vol Adj Amt	ISTD Response	ISTD Amount	Date/Time	File
32397.23	17738.72	5.0000	0.0750	0.0500	7/26/2017 01:41 PM	GEDIT.RS

Level : 2

Area	Height	Vol Adj Amt	ISTD Response	ISTD Amount	Date/Time	File
58000.86	31104.58	10.0000	0.1486	0.1000	7/26/2017 01:41 PM	GEDIT.RS

Level : 3

Area	Height	Vol Adj Amt	ISTD Response	ISTD Amount	Date/Time	File
139839.12	74040.05	25.0000	0.3481	0.2500	7/26/2017 01:41 PM	GEDIT.RS

Level : 4

Area	Height	Vol Adj Amt	ISTD Response	ISTD Amount	Date/Time	File
288944.59	144134.36	50.0000	0.7311	0.5000	7/26/2017 01:41 PM	GEDIT.RS

Level : 5

Area	Height	Vol Adj Amt	ISTD Response	ISTD Amount	Date/Time	File
433313.47	214014.37	75.0000	1.0997	0.7500	7/26/2017 01:41 PM	GEDIT.RS

Level : 6

Area	Height	Vol Adj Amt	ISTD Response	ISTD Amount	Date/Time	File
561636.99	274307.24	100.0000	1.4377	1.0000	7/26/2017 01:41 PM	GEDIT.RS

Component: DDT Breakdown

This component has no calibration levels

Component: 4,4'-DDT

Level : 1a

Area	Height	Vol Adj Amt	ISTD Response	ISTD Amount	Date/Time	File
12064.19	5844.50	2.5000	0.0303	0.0250	7/26/2017 01:41 PM	GEDIT.RS

Level : 1

Area	Height	Vol Adj Amt	ISTD Response	ISTD Amount	Date/Time	File
29810.76	15306.98	5.0000	0.0690	0.0500	7/26/2017 01:41 PM	GEDIT.RS

Level : 2

Area	Height	Vol Adj Amt	ISTD Response	ISTD Amount	Date/Time	File
53244.41	28768.36	10.0000	0.1364	0.1000	7/26/2017 01:41 PM	GEDIT.RS

Level : 3

Area	Height	Vol Adj Amt	ISTD Response	ISTD Amount	Date/Time	File
132114.22	71564.53	25.0000	0.3289	0.2500	7/26/2017 01:41 PM	GEDIT.RS

Level : 4

Area	Height	Vol Adj Amt	ISTD Response	ISTD Amount	Date/Time	File
272305.59	144937.69	50.0000	0.6890	0.5000	7/26/2017 01:41 PM	GEDIT.RS

Level : 5

Area	Height	Vol Adj Amt	ISTD Response	ISTD Amount	Date/Time	File
415210.18	217383.14	75.0000	1.0537	0.7500	7/26/2017 01:41 PM	GEDIT.RS

Level : 6

Area	Height	Vol Adj Amt	ISTD Response	ISTD Amount	Date/Time	File
544398.45	284938.87	100.0000	1.3936	1.0000	7/26/2017 01:41 PM	GEDIT.RS

Component: Endosulfan sulfate

Level : 1

Area	Height	Vol Adj Amt	ISTD Response	ISTD Amount	Date/Time	File
42934.06	22049.88	5.0000	0.0994	0.0500	7/26/2017 01:41 PM	GEDIT.RS

Level : 2

Area	Height	Vol Adj Amt	ISTD Response	ISTD Amount	Date/Time	File
76766.91	38721.12	10.0000	0.1966	0.1000	7/26/2017 01:41 PM	GEDIT.RS

Level : 3

Area	Height	Vol Adj Amt	ISTD Response	ISTD Amount	Date/Time	File
172768.87	90861.98	25.0000	0.4301	0.2500	7/26/2017 01:41 PM	GEDIT.RS

Level : 4

Area	Height	Vol Adj Amt	ISTD Response	ISTD Amount	Date/Time	File
339660.52	176876.08	50.0000	0.8594	0.5000	7/26/2017 01:41 PM	GEDIT.RS

Level : 5

Area	Height	Vol Adj Amt	ISTD Response	ISTD Amount	Date/Time	File
504586.40	254709.80	75.0000	1.2806	0.7500	7/26/2017 01:41 PM	GEDIT.RS

Level : 6

Area	Height	Vol Adj Amt	ISTD Response	ISTD Amount	Date/Time	File
645854.06	324429.63	100.0000	1.6533	1.0000	7/26/2017 01:41 PM	GEDIT.RS

Component: Methoxychlor

Level : 1

Area	Height	Vol Adj Amt	ISTD Response	ISTD Amount	Date/Time	File
18350.50	9429.56	5.0000	0.0425	0.0500	7/26/2017 01:41 PM	GEDIT.RS

Level : 2

Area	Height	Vol Adj Amt	ISTD Response	ISTD Amount	Date/Time	File
32236.13	16655.60	10.0000	0.0826	0.1000	7/26/2017 01:41 PM	GEDIT.RS

Level : 3

Area	Height	Vol Adj Amt	ISTD Response	ISTD Amount	Date/Time	File
78444.72	39622.39	25.0000	0.1953	0.2500	7/26/2017 01:41 PM	GEDIT.RS

Level : 4

Area	Height	Vol Adj Amt	ISTD Response	ISTD Amount	Date/Time	File
154677.38	79434.00	50.0000	0.3914	0.5000	7/26/2017 01:41 PM	GEDIT.RS

Level : 5

Area	Height	Vol Adj Amt	ISTD Response	ISTD Amount	Date/Time	File
231198.06	117109.64	75.0000	0.5867	0.7500	7/26/2017 01:41 PM	GEDIT.RS

Level : 6

Area	Height	Vol Adj Amt	ISTD Response	ISTD Amount	Date/Time	File
297636.34	148811.54	100.0000	0.7619	1.0000	7/26/2017 01:41 PM	GEDIT.RS

Component: Endrin Ketone

Level : 1

Area	Height	Vol Adj Amt	ISTD Response	ISTD Amount	Date/Time	File
44919.74	22069.00	5.0000	0.1040	0.0500	7/26/2017 01:41 PM	GEDIT.RS

Level : 2

Area	Height	Vol Adj Amt	ISTD Response	ISTD Amount	Date/Time	File
76787.36	38641.00	10.0000	0.1967	0.1000	7/26/2017 01:41 PM	GEDIT.RS

Level : 3

Area	Height	Vol Adj Amt	ISTD Response	ISTD Amount	Date/Time	File
180157.18	91400.36	25.0000	0.4485	0.2500	7/26/2017 01:41 PM	GEDIT.RS

Level : 4

Area	Height	Vol Adj Amt	ISTD Response	ISTD Amount	Date/Time	File
355706.56	177544.78	50.0000	0.9000	0.5000	7/26/2017 01:41 PM	GEDIT.RS

Level : 5

Area	Height	Vol Adj Amt	ISTD Response	ISTD Amount	Date/Time	File
535333.12	262183.32	75.0000	1.3586	0.7500	7/26/2017 01:41 PM	GEDIT.RS

Level : 6

Area	Height	Vol Adj Amt	ISTD Response	ISTD Amount	Date/Time	File
688711.83	334381.33	100.0000	1.7630	1.0000	7/26/2017 01:41 PM	GEDIT.RS

Component: Mirex

Level : 1a

Area	Height	Vol Adj Amt	ISTD Response	ISTD Amount	Date/Time	File
13947.06	6729.00	2.5000	0.0350	0.0250	7/26/2017 01:41 PM	GEDIT.RS

Level : 1

Area	Height	Vol Adj Amt	ISTD Response	ISTD Amount	Date/Time	File
34637.43	16996.45	5.0000	0.0802	0.0500	7/26/2017 01:41 PM	GEDIT.RS

Level : 2

Area	Height	Vol Adj Amt	ISTD Response	ISTD Amount	Date/Time	File
57965.30	29318.40	10.0000	0.1485	0.1000	7/26/2017 01:41 PM	GEDIT.RS

Level : 3

Area	Height	Vol Adj Amt	ISTD Response	ISTD Amount	Date/Time	File
131683.26	66885.63	25.0000	0.3278	0.2500	7/26/2017 01:41 PM	GEDIT.RS

Level : 4

Area	Height	Vol Adj Amt	ISTD Response	ISTD Amount	Date/Time	File
249338.47	123372.50	50.0000	0.6309	0.5000	7/26/2017 01:41 PM	GEDIT.RS

Level : 5

Area	Height	Vol Adj Amt	ISTD Response	ISTD Amount	Date/Time	File
357310.28	177254.33	75.0000	0.9068	0.7500	7/26/2017 01:41 PM	GEDIT.RS

Level : 6

Area	Height	Vol Adj Amt	ISTD Response	ISTD Amount	Date/Time	File
455324.79	223133.80	100.0000	1.1656	1.0000	7/26/2017 01:41 PM	GEDIT.RS

Component: % DCBP

Level : 1

Area	Height	Vol Adj Amt	ISTD Response	ISTD Amount	Date/Time	File
173689.47	81881.61	20.0000	0.4021	0.2000	7/26/2017 01:41 PM	GEDIT.RS

Level : 2

Area	Height	Vol Adj Amt	ISTD Response	ISTD Amount	Date/Time	File
296482.05	136495.93	40.0000	0.7595	0.4000	7/26/2017 01:41 PM	GEDIT.RS

Level : 3

Area	Height	Vol Adj Amt	ISTD Response	ISTD Amount	Date/Time	File
423008.85	194230.49	60.0000	1.0531	0.6000	7/26/2017 01:41 PM	GEDIT.RS

Level : 4

Area	Height	Vol Adj Amt	ISTD Response	ISTD Amount	Date/Time	File
553842.86	243507.01	80.0000	1.4014	0.8000	7/26/2017 01:41 PM	GEDIT.RS

Level : 5

Area	Height	Vol Adj Amt	ISTD Response	ISTD Amount	Date/Time	File
680977.66	298249.61	100.0000	1.7282	1.0000	7/26/2017 01:41 PM	GEDIT.RS

Level : 6

Area	Height	Vol Adj Amt	ISTD Response	ISTD Amount	Date/Time	File
785775.45	338607.69	120.0000	2.0115	1.2000	7/26/2017 01:41 PM	GEDIT.RS

Client Id: Initial Calibration

Software Version: 4.1<1L22>
Date: 7/26/2017 01:54 PM
Sample Name : t mix 6;16f
Data File : E:\TC2017\ECD4\07-JUL\725A032.RAW Date: 7/25/2017 09:20 PM
Sequence File: E:\TC2017\ECD4\07-JUL\PEST_SEQ.SEQ Cycle: 523 Channel : A
Instrument : AUTO4-DUAL_ECD Rack/Vial: 0/19 Operator: cw
Sample Amount : 1.0000 Dilution Factor : 1.00

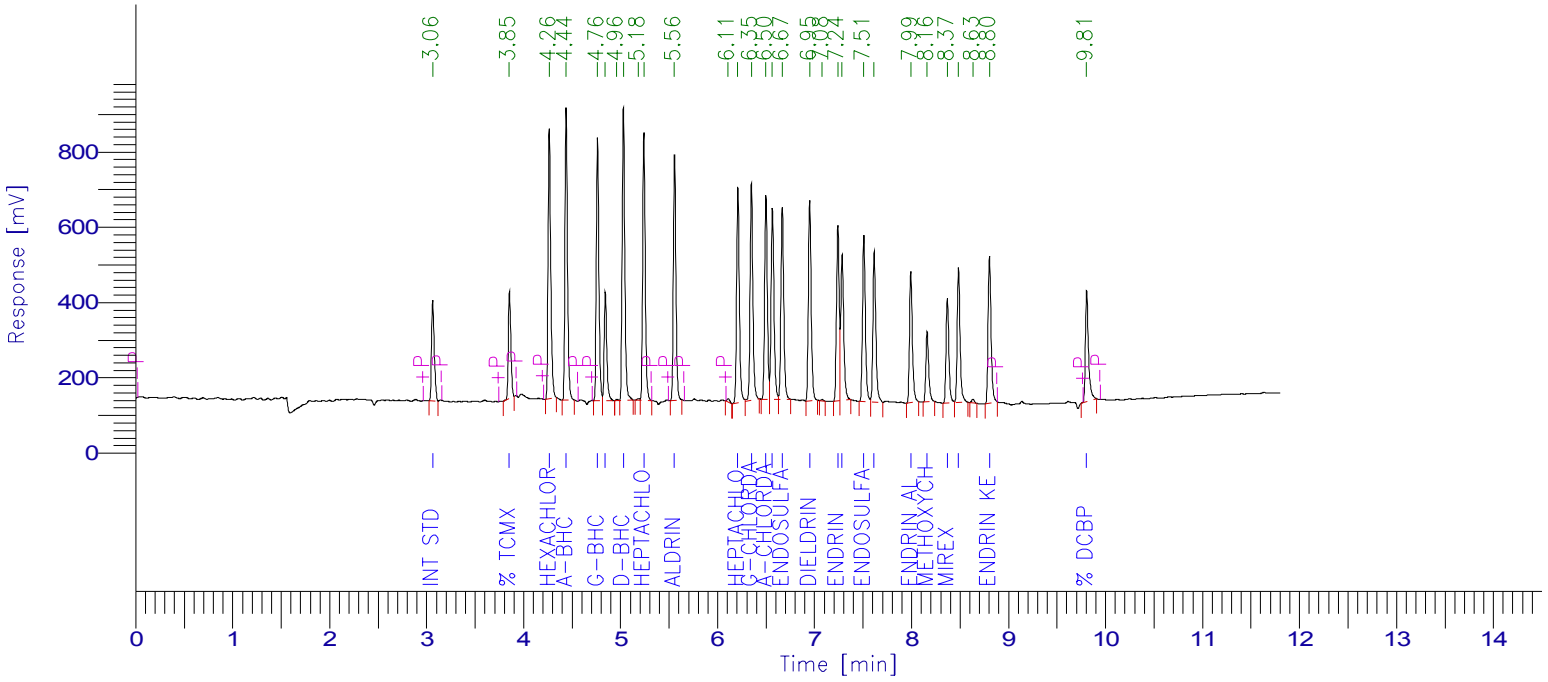

PESTICIDE REPORT

Peak #	Time [min]	Component Name	Raw Amount	Surrogate Recovery TCMX & DCBP	Multiplier	Adjusted Amount for Labowrks	Area [µV·s]
1	3.062	Int Std	100.0000	250.0000	1.0000	100.0000	511277.41
2	3.853	% TCMX	105.9473	264.8682	1.0000	105.9473	516189.25
3	4.264	Hexachlorobenzene	82.4846	206.2115	1.0000	82.4846	1378683.15
4	4.438	a-BHC	95.5497	238.8743	1.0000	95.5497	1415669.47
5	4.761	g-BHC	97.3296	243.3240	1.0000	97.3296	1259703.96
6	4.843	b-BHC	94.4420	236.1050	1.0000	94.4420	537341.20
8	5.028	d-BHC	95.6702	239.1754	1.0000	95.6702	1458257.36
10	5.240	Heptachlor	91.1567	227.8917	1.0000	91.1567	1317495.28
11	5.556	Aldrin	91.7539	229.3848	1.0000	91.7539	1209316.97
13	6.209	Heptachlor epoxide	91.0512	227.6279	1.0000	91.0512	1136972.02
14	6.348	g-Chlordane	88.9537	222.3842	1.0000	88.9537	1145646.13
15	6.499	a-Chlordane	96.6022	241.5055	1.0000	96.6022	1061467.12
16	6.566	4,4'-DDE	96.7809	241.9521	1.0000	96.7809	1023666.61
17	6.667	Endosulfan I	93.5498	233.8744	1.0000	93.5498	1043793.60
18	6.950	Dieldrin	97.0595	242.6488	1.0000	97.0595	1075480.30
20	7.240	Endrin	95.8859	239.7148	1.0000	95.8859	912600.02
21	7.285	4,4'-DDD	99.6556	249.1389	1.0000	99.6556	805032.44
22	7.508	Endosulfan II	92.5087	231.2717	1.0000	92.5087	907722.31
23	7.616	4,4'-DDT	98.1596	245.3990	1.0000	98.1596	819451.19
24	7.993	Endrin aldehyde	92.0212	230.0530	1.0000	92.0212	718827.45
25	8.160	Methoxychlor	93.0059	232.5148	1.0000	93.0059	375944.78
26	8.370	Mirex	86.9623	217.4058	1.0000	86.9623	571033.64
27	8.484	Endosulfan sulfate	93.0838	232.7096	1.0000	93.0838	742771.71
29	8.803	Endrin Ketone	90.6732	226.6829	1.0000	90.6732	813032.52
30	9.806	% DCBP	112.1010	280.2524	1.0000	112.1010	652856.71
				5930.9707	25.0000	2372.3883	23410232.62

Client Id: Initial Calibration

Software Version: 4.1<1L22>
Date: 7/26/2017 01:52 PM
Sample Name : t mix 6;16f
Data File : E:\TC2017\ECD4\07-JUL\725B032.RAW Date: 7/25/2017 09:20 PM
Sequence File: E:\TC2017\ECD4\07-JUL\PEST_SEQ.SEQ Cycle: 523 Channel : B
Instrument : AUTO4-DUAL_ECD Rack/Vial: 0/19 Operator: cw
Sample Amount : 1.0000 Dilution Factor : 1.00

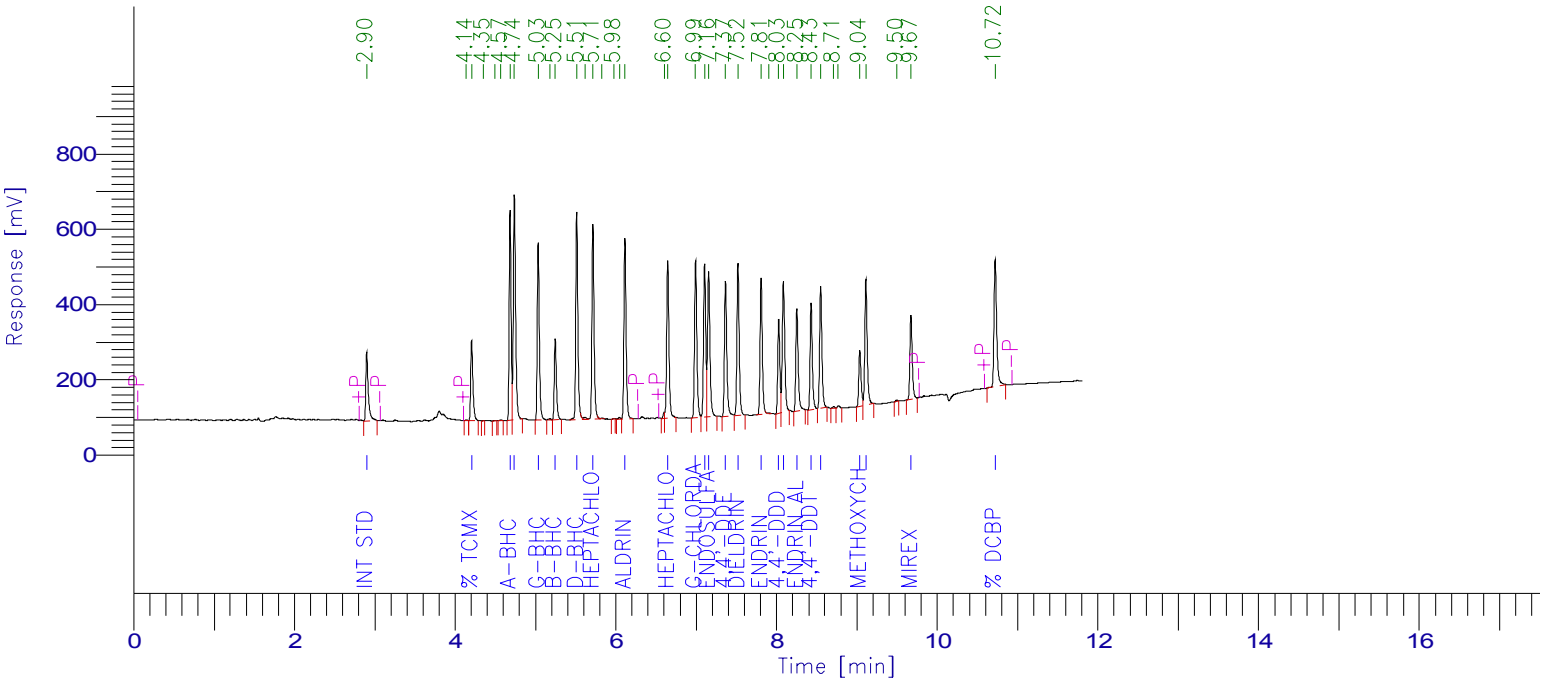

PESTICIDE REPORT

Peak #	Time [min]	Component Name	Raw Amount	Surrogate Recovery TCMX & DCBP	Multiplier	Adjusted Amount for Labowrks	Area [µV·s]
1	2.899	Int Std	100.0000	250.0000	1.0000	100.0000	390640.59
3	4.205	% TCMX	107.3574	268.3936	1.0000	107.3574	409640.85
7	4.683	a-BHC	110.8952	277.2380	1.0000	110.8952	939462.76
8	4.736	Hexachlorobenzene	85.8678	214.6695	1.0000	85.8678	1160969.68
9	5.034	g-BHC	102.6034	256.5085	1.0000	102.6034	853374.04
11	5.245	b-BHC	94.6806	236.7015	1.0000	94.6806	391875.17
12	5.513	d-BHC	98.2774	245.6936	1.0000	98.2774	1018941.72
14	5.713	Heptachlor	94.9654	237.4136	1.0000	94.9654	963559.90
18	6.113	Aldrin	100.1157	250.2894	1.0000	100.1157	904343.52
20	6.646	Heptachlor epoxide	97.6096	244.0239	1.0000	97.6096	830358.82
21	6.992	g-Chlordane	94.6063	236.5157	1.0000	94.6063	840376.45
22	7.104	a-Chlordane	100.1455	250.3638	1.0000	100.1455	790629.07
23	7.155	Endosulfan I	95.5148	238.7870	1.0000	95.5148	806441.84
24	7.365	4,4'-DDE	98.8768	247.1920	1.0000	98.8768	738202.35
25	7.518	Dieldrin	112.9505	282.3763	1.0000	112.9505	794499.65
26	7.808	Endrin	97.0726	242.6815	1.0000	97.0726	712813.97
28	8.028	4,4'-DDD	95.7602	239.4004	1.0000	95.7602	454204.33
29	8.086	Endosulfan II	94.8945	237.2362	1.0000	94.8945	699341.02
30	8.252	Endrin aldehyde	98.6514	246.6285	1.0000	98.6514	561636.99
31	8.430	4,4'-DDT	103.2625	258.1562	1.0000	103.2625	544398.45
32	8.550	Endosulfan sulfate	92.2424	230.6061	1.0000	92.2424	645854.06
35	9.036	Methoxychlor	95.5690	238.9225	1.0000	95.5690	297636.34
36	9.112	Endrin Ketone	94.3204	235.8011	1.0000	94.3204	688711.83
38	9.673	Mirex	86.4684	216.1709	1.0000	86.4684	455324.79
39	10.720	% DCBP	111.5408	278.8519	1.0000	111.5408	785775.45
				6160.6214	25.0000	2464.2486	17679013.64

Client Id: Initial Calibration

Software Version: 4.1<1L22>
Date: 7/26/2017 01:54 PM
Sample Name : t mix 5;16e
Data File : E:\TC2017\ECD4\07-JUL\725A033.RAW Date: 7/25/2017 09:36 PM
Sequence File: E:\TC2017\ECD4\07-JUL\PEST_SEQ.SEQ Cycle: 524 Channel : A
Instrument : AUTO4-DUAL_ECD Rack/Vial: 0/20 Operator: cw
Sample Amount : 1.0000 Dilution Factor : 1.00

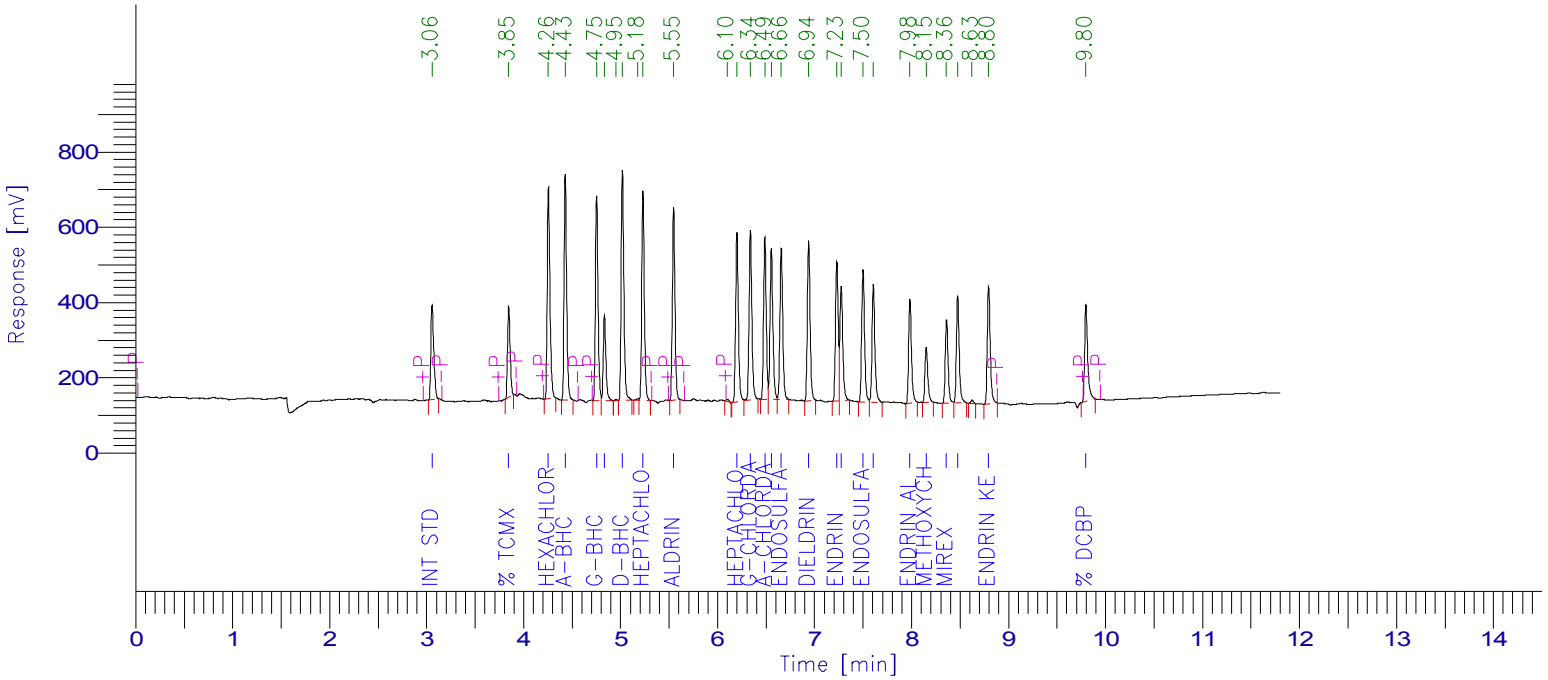

PESTICIDE REPORT

Peak #	Time [min]	Component Name	Raw Amount	Surrogate Recovery TCMX & DCBP	Multiplier	Adjusted Amount for Labowrks	Area [µV·s]
1	3.055	Int Std	100.0000	250.0000	1.0000	100.0000	513843.35
2	3.846	% TCMX	90.7755	226.9387	1.0000	90.7755	444489.94
3	4.255	Hexachlorobenzene	65.2788	163.1969	1.0000	65.2788	1096573.23
4	4.429	a-BHC	73.9189	184.7971	1.0000	73.9189	1100682.10
5	4.752	g-BHC	75.7355	189.3388	1.0000	75.7355	985138.42
6	4.833	b-BHC	75.5783	188.9457	1.0000	75.5783	432171.43
8	5.018	d-BHC	74.7383	186.8458	1.0000	74.7383	1144919.67
10	5.230	Heptachlor	70.9997	177.4993	1.0000	70.9997	1031314.88
11	5.546	Aldrin	71.0761	177.6903	1.0000	71.0761	941484.61
13	6.199	Heptachlor epoxide	70.7228	176.8071	1.0000	70.7228	887560.45
14	6.338	g-Chlordane	69.1223	172.8058	1.0000	69.1223	894703.06
15	6.487	a-Chlordane	75.1668	187.9169	1.0000	75.1668	830079.13
16	6.555	4,4'-DDE	75.2143	188.0358	1.0000	75.2143	799546.77
17	6.657	Endosulfan I	72.8580	182.1451	1.0000	72.8580	817002.75
18	6.940	Dieldrin	76.2241	190.5603	1.0000	76.2241	848849.72
19	7.230	Endrin	74.6022	186.5055	1.0000	74.6022	713594.40
20	7.275	4,4'-DDD	78.1721	195.4303	1.0000	78.1721	634655.13
21	7.500	Endosulfan II	72.4120	181.0300	1.0000	72.4120	714093.67
22	7.606	4,4'-DDT	76.1967	190.4919	1.0000	76.1967	639294.30
23	7.984	Endrin aldehyde	71.8284	179.5711	1.0000	71.8284	563906.80
24	8.151	Methoxychlor	72.7027	181.7566	1.0000	72.7027	295350.59
25	8.361	Mirex	69.1644	172.9111	1.0000	69.1644	456444.22
26	8.476	Endosulfan sulfate	72.8813	182.2033	1.0000	72.8813	584482.32
28	8.795	Endrin Ketone	71.5665	178.9161	1.0000	71.5665	644930.38
29	9.798	% DCBP	95.9229	239.8072	1.0000	95.9229	561441.97
				4732.1466	25.0000	1892.8586	18576553.28

Client Id: Initial Calibration

Software Version: 4.1<1L22>
Date: 7/26/2017 01:52 PM
Sample Name : t mix 5;16e
Data File : E:\TC2017\ECD4\07-JUL\725B033.RAW Date: 7/25/2017 09:36 PM
Sequence File: E:\TC2017\ECD4\07-JUL\PEST_SEQ.SEQ Cycle: 524 Channel : B
Instrument : AUTO4-DUAL_ECD Rack/Vial: 0/20 Operator: cw
Sample Amount : 1.0000 Dilution Factor : 1.00

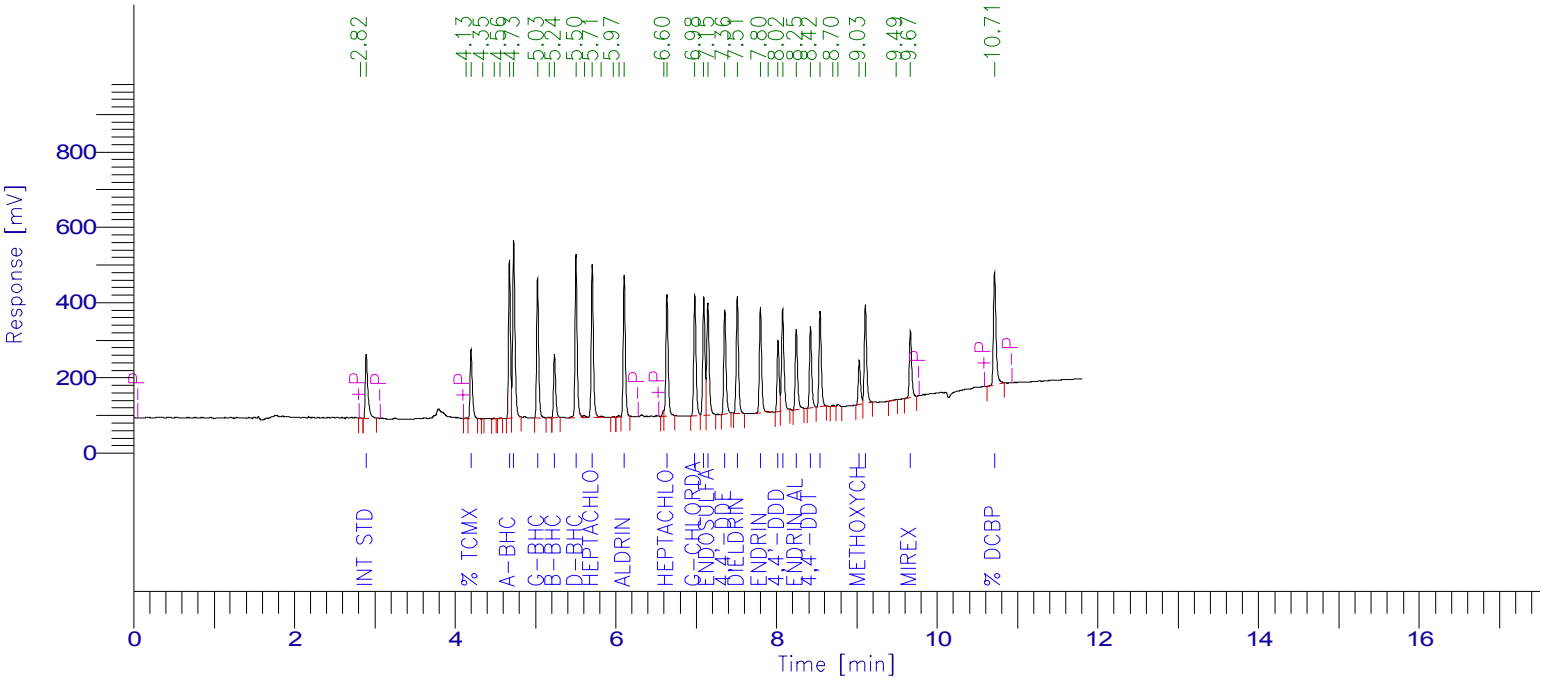

PESTICIDE REPORT

Peak #	Time [min]	Component Name	Raw Amount	Surrogate Recovery TCMX & DCBP	Multiplier	Adjusted Amount for Labowrks	Area [µV·s]
2	2.893	Int Std	100.0000	250.0000	1.0000	100.0000	394034.14
4	4.197	% TCMX	93.0651	232.6627	1.0000	93.0651	358190.75
8	4.675	a-BHC	83.7032	209.2579	1.0000	83.7032	715262.23
9	4.728	Hexachlorobenzene	67.7211	169.3028	1.0000	67.7211	923573.12
10	5.026	g-BHC	80.2312	200.5780	1.0000	80.2312	673096.67
12	5.235	b-BHC	73.5245	183.8112	1.0000	73.5245	306955.23
13	5.504	d-BHC	75.5875	188.9688	1.0000	75.5875	790500.30
15	5.705	Heptachlor	73.4343	183.5859	1.0000	73.4343	751569.12
19	6.104	Aldrin	75.1407	187.8518	1.0000	75.1407	684641.04
21	6.636	Heptachlor epoxide	74.8384	187.0960	1.0000	74.8384	642176.53
22	6.982	g-Chlordane	72.3496	180.8740	1.0000	72.3496	648255.87
23	7.094	a-Chlordane	76.0205	190.0512	1.0000	76.0205	605380.34
24	7.145	Endosulfan I	74.1402	185.3505	1.0000	74.1402	631411.72
25	7.356	4,4'-DDE	73.3086	183.2714	1.0000	73.3086	552067.53
26	7.510	Dieldrin	84.3420	210.8549	1.0000	84.3420	598419.35
27	7.799	Endrin	73.6505	184.1262	1.0000	73.6505	545521.35
29	8.020	4,4'-DDD	72.4731	181.1828	1.0000	72.4731	346736.80
30	8.077	Endosulfan II	73.1757	182.9394	1.0000	73.1757	543966.02
31	8.245	Endrin aldehyde	75.4559	188.6397	1.0000	75.4559	433313.47
32	8.422	4,4'-DDT	78.0795	195.1988	1.0000	78.0795	415210.18
33	8.542	Endosulfan sulfate	71.4456	178.6140	1.0000	71.4456	504586.40
36	9.029	Methoxychlor	73.5968	183.9919	1.0000	73.5968	231198.06
37	9.106	Endrin Ketone	72.6835	181.7088	1.0000	72.6835	535333.12
39	9.666	Mirex	67.2705	168.1764	1.0000	67.2705	357310.28
40	10.712	% DCBP	95.8322	239.5805	1.0000	95.8322	680977.66
				4827.6756	25.0000	1931.0703	13869687.29

Client Id: Initial Calibration

Software Version: 4.1<1L22>
Date: 7/26/2017 01:54 PM
Sample Name : t mix 4;16d
Data File : E:\TC2017\ECD4\07-JUL\725A034.RAW Date: 7/25/2017 09:52 PM
Sequence File: E:\TC2017\ECD4\07-JUL\PEST_SEQ.SEQ Cycle: 525 Channel : A
Instrument : AUTO4-DUAL_ECD Rack/Vial: 0/21 Operator: cw
Sample Amount : 1.0000 Dilution Factor : 1.00

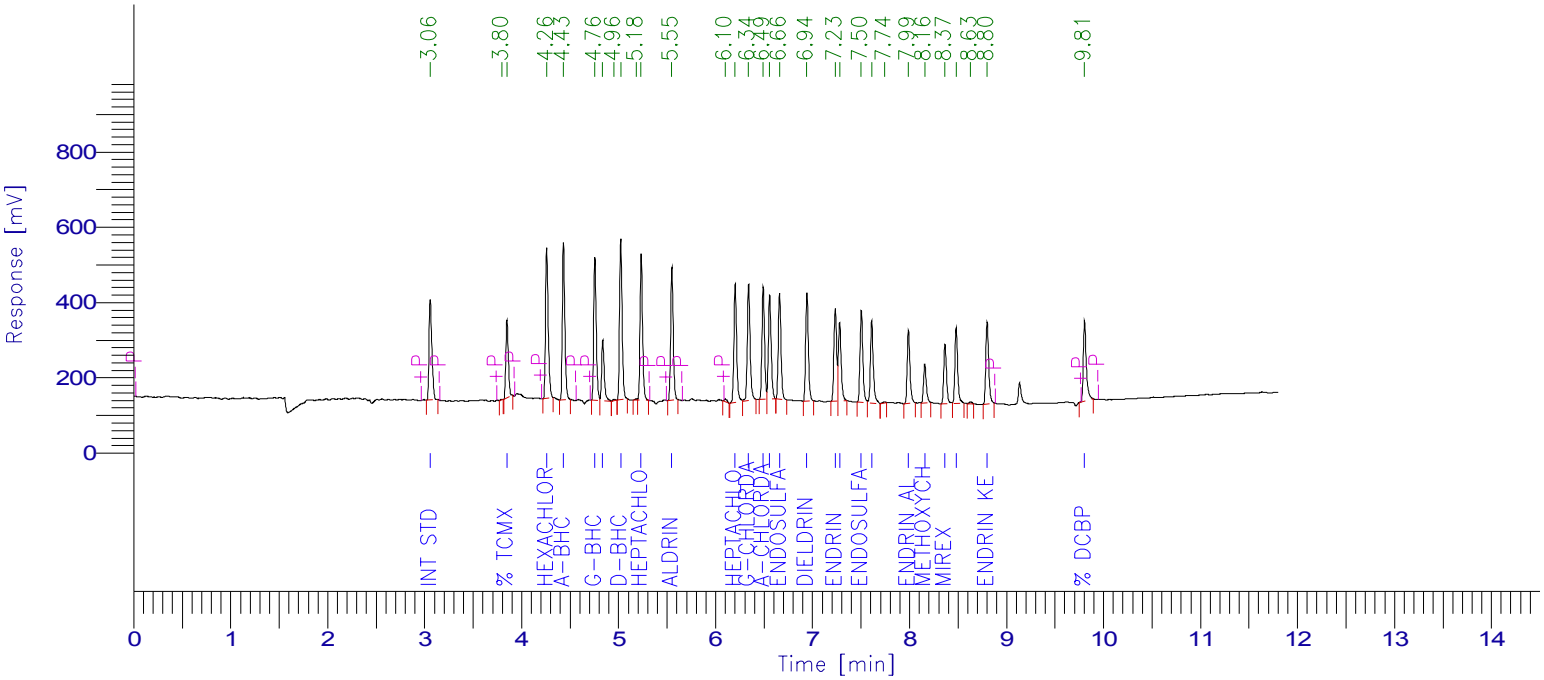

PESTICIDE REPORT

Peak #	Time [min]	Component Name	Raw Amount	Surrogate Recovery TCMX & DCBP	Multiplier	Adjusted Amount for Labowrks	Area [µV·s]
1	3.057	Int Std	100.0000	250.0000	1.0000	100.0000	525198.63
3	3.848	% TCMX	74.1084	185.2710	1.0000	74.1084	370897.36
4	4.258	Hexachlorobenzene	45.5130	113.7826	1.0000	45.5130	781437.57
5	4.431	a-BHC	49.3618	123.4046	1.0000	49.3618	751261.08
6	4.755	g-BHC	51.0843	127.7108	1.0000	51.0843	679169.27
7	4.837	b-BHC	52.0972	130.2431	1.0000	52.0972	304485.44
9	5.022	d-BHC	48.9569	122.3923	1.0000	48.9569	766546.78
11	5.233	Heptachlor	47.8768	119.6920	1.0000	47.8768	710808.77
12	5.549	Aldrin	47.8641	119.6602	1.0000	47.8641	648025.53
14	6.202	Heptachlor epoxide	48.5916	121.4791	1.0000	48.5916	623293.71
15	6.340	g-Chlordane	47.0396	117.5989	1.0000	47.0396	622324.37
16	6.491	a-Chlordane	49.9307	124.8268	1.0000	49.9307	563578.53
17	6.558	4,4'-DDE	49.5211	123.8029	1.0000	49.5211	538055.14
18	6.660	Endosulfan I	48.0418	120.1045	1.0000	48.0418	550627.95
19	6.942	Dieldrin	49.7316	124.3291	1.0000	49.7316	566062.03
20	7.234	Endrin	49.1651	122.9126	1.0000	49.1651	480672.33
21	7.279	4,4'-DDD	50.5357	126.3393	1.0000	50.5357	419350.72
22	7.503	Endosulfan II	48.9723	122.4306	1.0000	48.9723	493614.24
23	7.610	4,4'-DDT	52.0044	130.0109	1.0000	52.0044	445961.31
25	7.989	Endrin aldehyde	48.0276	120.0690	1.0000	48.0276	385384.80
26	8.157	Methoxychlor	48.5563	121.3907	1.0000	48.5563	201616.43
27	8.366	Mirex	46.8560	117.1400	1.0000	46.8560	316055.18
28	8.481	Endosulfan sulfate	48.7587	121.8968	1.0000	48.7587	399668.85
30	8.800	Endrin Ketone	47.7667	119.4167	1.0000	47.7667	439968.02
31	9.805	% DCBP	76.5595	191.3987	1.0000	76.5595	458009.40
				3317.3033	25.0000	1326.9213	13042073.43

Client Id: Initial Calibration

Software Version: 4.1<1L22>
Date: 7/26/2017 01:52 PM
Sample Name : t mix 4;16d
Data File : E:\TC2017\ECD4\07-JUL\725B034.RAW Date: 7/25/2017 09:52 PM
Sequence File: E:\TC2017\ECD4\07-JUL\PEST_SEQ.SEQ Cycle: 525 Channel : B
Instrument : AUTO4-DUAL_ECD Rack/Vial: 0/21 Operator: cw
Sample Amount : 1.0000 Dilution Factor : 1.00

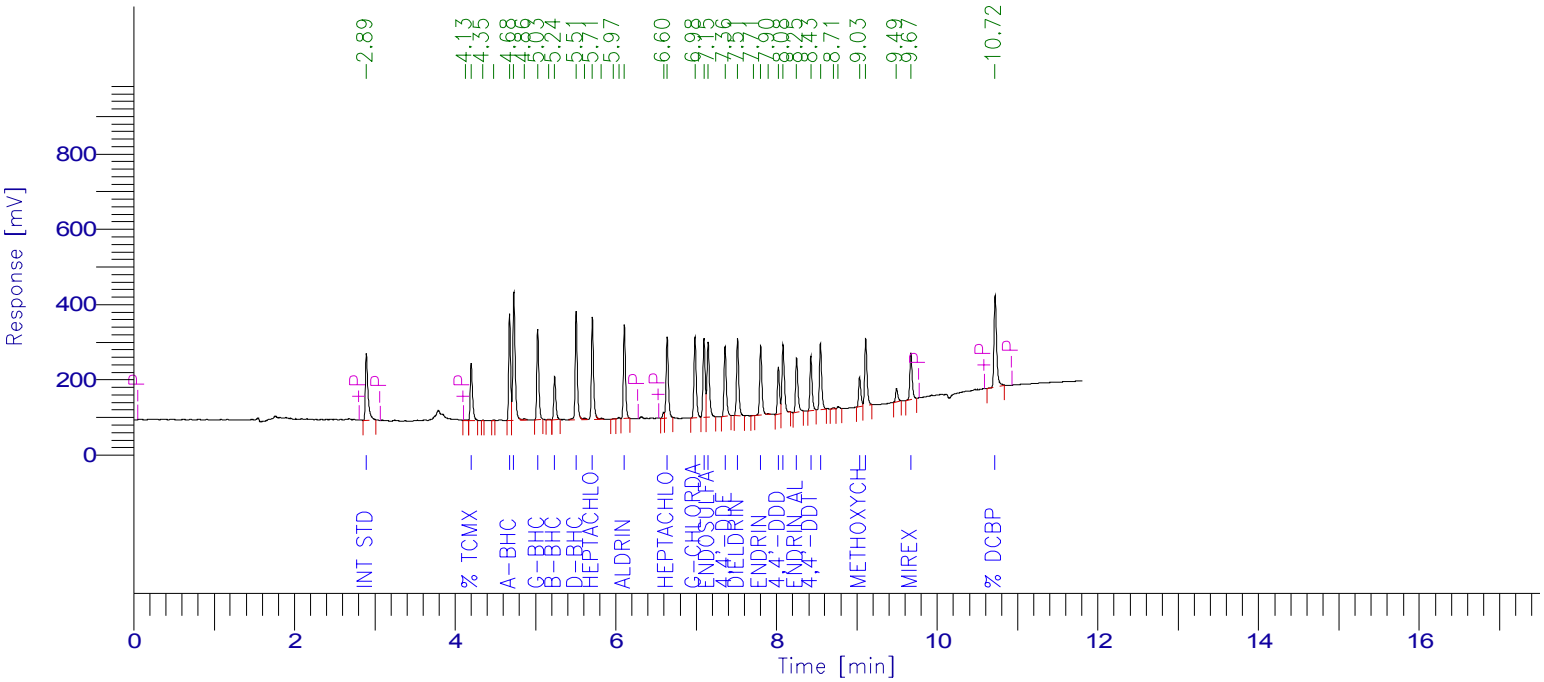

PESTICIDE REPORT

Peak #	Time [min]	Component Name	Raw Amount	Surrogate Recovery TCMX & DCBP	Multiplier	Adjusted Amount for Labowrks	Area [µV·s]
1	2.894	Int Std	100.0000	250.0000	1.0000	100.0000	395220.41
3	4.199	% TCMX	76.3384	190.8461	1.0000	76.3384	294697.41
6	4.677	a-BHC	54.4618	136.1546	1.0000	54.4618	466789.63
7	4.730	Hexachlorobenzene	48.9557	122.3894	1.0000	48.9557	669662.92
9	5.028	g-BHC	50.7123	126.7807	1.0000	50.7123	426729.64
11	5.238	b-BHC	50.1337	125.3343	1.0000	50.1337	209931.97
12	5.506	d-BHC	49.7116	124.2790	1.0000	49.7116	521452.97
14	5.707	Heptachlor	48.5584	121.3961	1.0000	48.5584	498470.90
18	6.106	Aldrin	49.5529	123.8823	1.0000	49.5529	452858.40
20	6.639	Heptachlor epoxide	48.4865	121.2163	1.0000	48.4865	417307.85
21	6.984	g-Chlordane	48.1355	120.3387	1.0000	48.1355	432594.70
22	7.097	a-Chlordane	50.0296	125.0741	1.0000	50.0296	399604.66
23	7.148	Endosulfan I	49.3955	123.4888	1.0000	49.3955	421941.23
24	7.360	4,4'-DDE	48.7674	121.9184	1.0000	48.7674	368359.85
25	7.514	Dieldrin	55.1274	137.8184	1.0000	55.1274	392314.82
27	7.803	Endrin	48.7851	121.9627	1.0000	48.7851	362433.67
29	8.024	4,4'-DDD	47.8225	119.5563	1.0000	47.8225	229488.57
30	8.082	Endosulfan II	48.4640	121.1599	1.0000	48.4640	361350.75
31	8.249	Endrin aldehyde	50.1649	125.4123	1.0000	50.1649	288944.59
32	8.427	4,4'-DDT	51.0529	127.6322	1.0000	51.0529	272305.59
33	8.547	Endosulfan sulfate	47.9490	119.8725	1.0000	47.9490	339660.52
36	9.033	Methoxychlor	49.0903	122.7258	1.0000	49.0903	154677.38
37	9.110	Endrin Ketone	48.1502	120.3755	1.0000	48.1502	355706.56
39	9.672	Mirex	46.8019	117.0047	1.0000	46.8019	249338.47
40	10.720	% DCBP	77.7069	194.2673	1.0000	77.7069	553842.86
				3360.8863	25.0000	1344.3545	9535686.31

Software Version: 4.1<1L22>
Date: 7/26/2017 01:54 PM
Sample Name : t mix 3;16c
Data File : E:\TC2017\ECD4\07-JUL\725A035.RAW Date: 7/25/2017 10:08 PM
Sequence File: E:\TC2017\ECD4\07-JUL\PEST_SEQ.SEQ Cycle: 526 Channel : A
Instrument : AUTO4-DUAL_ECD Rack/Vial: 0/22 Operator: cw
Sample Amount : 1.0000 Dilution Factor : 1.00

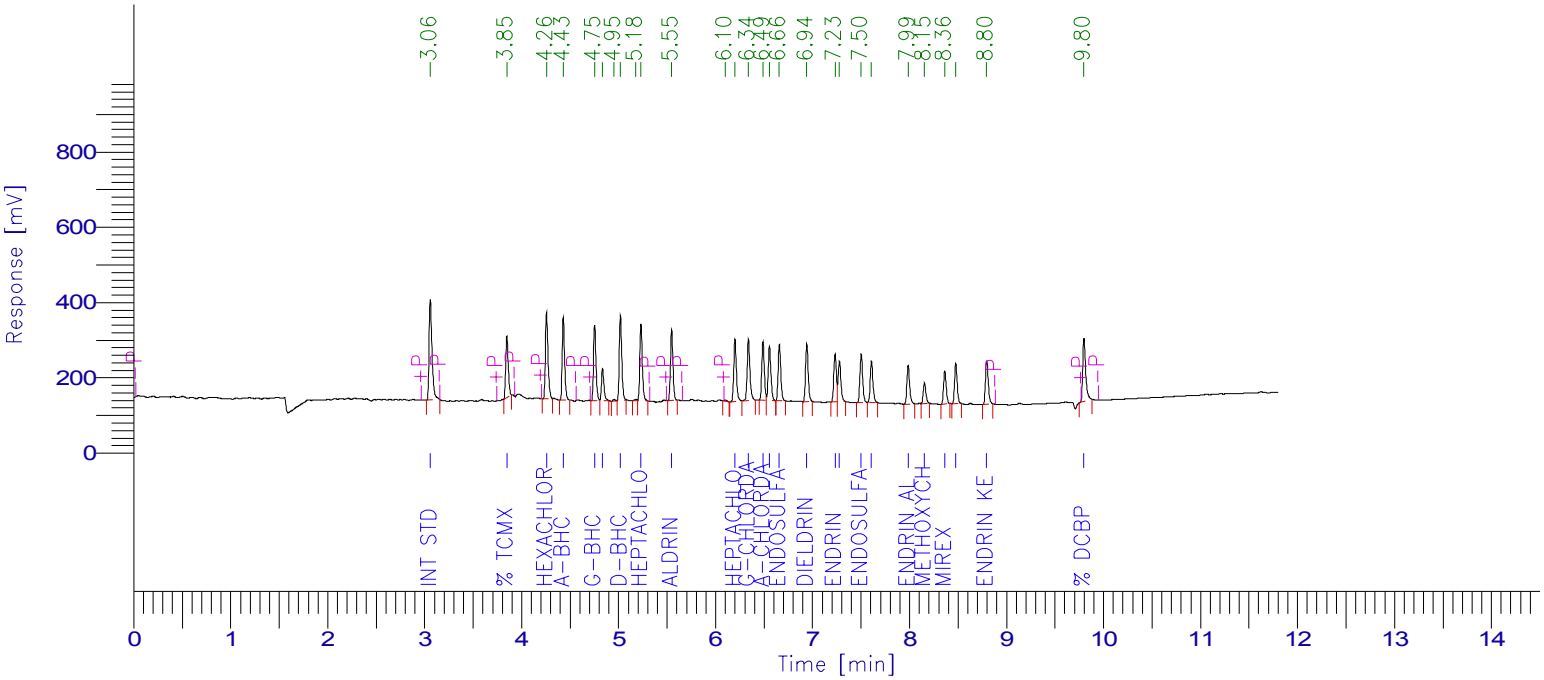

PESTICIDE REPORT

Peak #	Time [min]	Component Name	Raw Amount	Surrogate Recovery TCMX & DCBP	Multiplier	Adjusted Amount for Labowrks	Area [µV·s]
1	3.058	Int Std	100.0000	250.0000	1.0000	100.0000	545936.20
2	3.847	% TCMX	56.1713	140.4281	1.0000	56.1713	292225.86
3	4.256	Hexachlorobenzene	24.0298	60.0745	1.0000	24.0298	428871.16
4	4.429	a-BHC	24.2370	60.5925	1.0000	24.2370	383439.50
5	4.753	g-BHC	25.0573	62.6433	1.0000	25.0573	346292.81
6	4.835	b-BHC	24.7967	61.9918	1.0000	24.7967	150648.44
8	5.019	d-BHC	24.0745	60.1864	1.0000	24.0745	391832.97
10	5.231	Heptachlor	24.0272	60.0681	1.0000	24.0272	370808.59
11	5.547	Aldrin	23.6038	59.0094	1.0000	23.6038	332186.36
13	6.200	Heptachlor epoxide	23.7465	59.3661	1.0000	23.7465	316627.21
14	6.339	g-Chlordane	23.5358	58.8395	1.0000	23.5358	323668.82
15	6.488	a-Chlordane	24.6590	61.6475	1.0000	24.6590	289321.11
16	6.556	4,4'-DDE	24.4504	61.1261	1.0000	24.4504	276147.39
17	6.658	Endosulfan I	23.9077	59.7692	1.0000	23.9077	284835.90
18	6.941	Dieldrin	24.8006	62.0015	1.0000	24.8006	293434.97
19	7.232	Endrin	23.5612	58.9030	1.0000	23.5612	239446.57
20	7.277	4,4'-DDD	24.6402	61.6005	1.0000	24.6402	212540.49
21	7.501	Endosulfan II	23.9908	59.9771	1.0000	23.9908	251362.92
22	7.608	4,4'-DDT	23.7879	59.4698	1.0000	23.7879	212047.03
23	7.986	Endrin aldehyde	24.2043	60.5108	1.0000	24.2043	201889.94
24	8.153	Methoxychlor	23.8703	59.6757	1.0000	23.8703	103028.29
25	8.364	Mirex	23.8514	59.6285	1.0000	23.8514	167236.16
26	8.477	Endosulfan sulfate	23.5800	58.9500	1.0000	23.5800	200914.11
27	8.796	Endrin Ketone	24.2046	60.5115	1.0000	24.2046	231746.24
28	9.799	% DCBP	57.6038	144.0094	1.0000	57.6038	358215.74
				1860.9805	25.0000	744.3922	7204704.78

Software Version: 4.1<1L22>
Date: 7/26/2017 01:54 PM
Sample Name : t mix 3;16c
Data File : E:\TC2017\ECD4\07-JUL\725B035.RAW Date: 7/25/2017 10:08 PM
Sequence File: E:\TC2017\ECD4\07-JUL\PEST_SEQ.SEQ Cycle: 526 Channel : B
Instrument : AUTO4-DUAL_ECD Rack/Vial: 0/22 Operator: cw
Sample Amount : 1.0000 Dilution Factor : 1.00

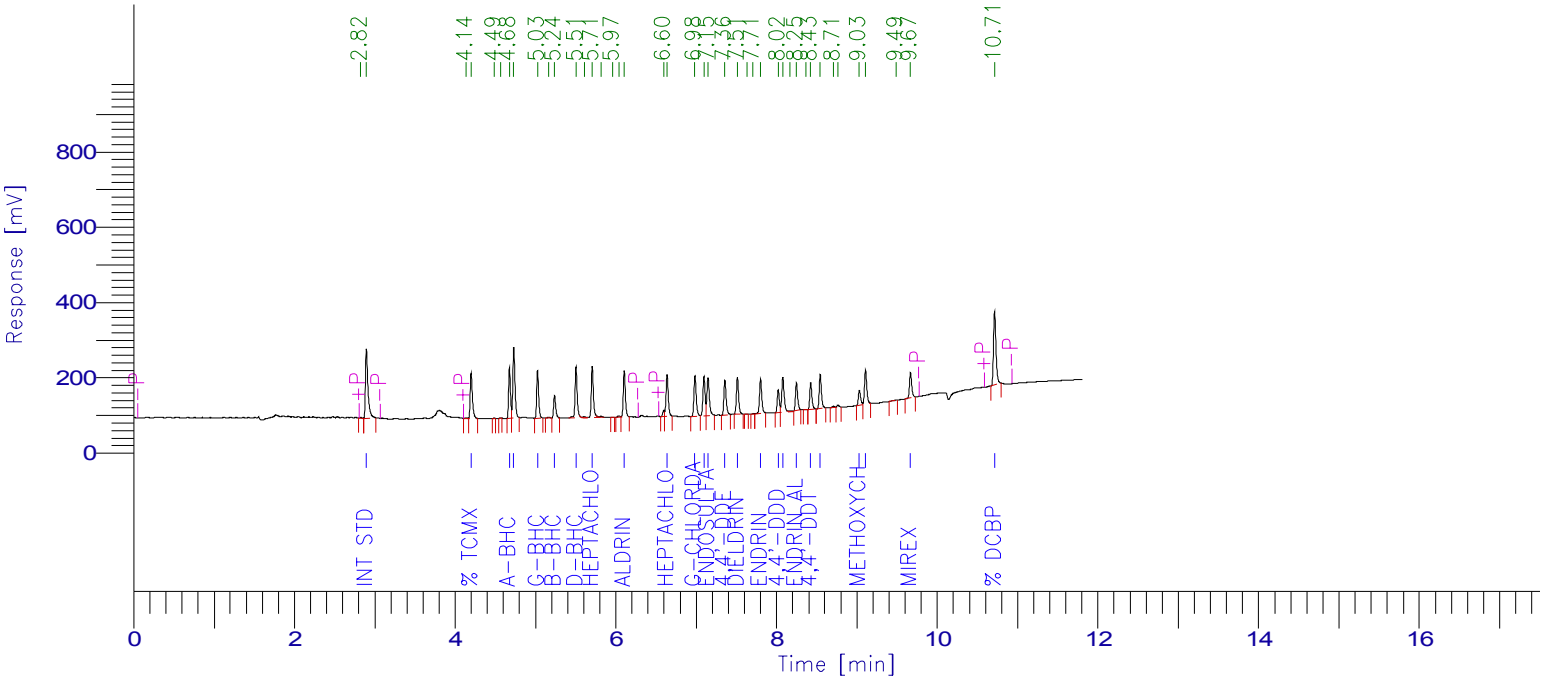

PESTICIDE REPORT

Peak #	Time [min]	Component Name	Raw Amount	Surrogate Recovery TCMX & DCBP	Multiplier	Adjusted Amount for Labowrks	Area [µV·s]
2	2.895	Int Std	100.0000	250.0000	1.0000	100.0000	401698.71
4	4.198	% TCMX	59.1589	147.8972	1.0000	59.1589	232120.85
7	4.675	a-BHC	24.9651	62.4127	1.0000	24.9651	217481.79
8	4.729	Hexachlorobenzene	24.9731	62.4329	1.0000	24.9731	347205.81
9	5.026	g-BHC	25.1474	62.8685	1.0000	25.1474	215076.74
11	5.236	b-BHC	25.6006	64.0014	1.0000	25.6006	108958.02
12	5.505	d-BHC	24.1008	60.2521	1.0000	24.1008	256951.13
14	5.705	Heptachlor	23.8493	59.6233	1.0000	23.8493	248835.50
18	6.105	Aldrin	23.7709	59.4271	1.0000	23.7709	220799.92
20	6.638	Heptachlor epoxide	24.0447	60.1118	1.0000	24.0447	210337.42
21	6.984	g-Chlordane	23.4907	58.7267	1.0000	23.4907	214571.83
22	7.096	a-Chlordane	24.4397	61.0994	1.0000	24.4397	198408.84
23	7.147	Endosulfan I	24.1851	60.4627	1.0000	24.1851	209977.55
24	7.358	4,4'-DDE	23.8008	59.5020	1.0000	23.8008	182724.17
25	7.512	Dieldrin	25.8513	64.6282	1.0000	25.8513	186986.64
28	7.801	Endrin	23.4576	58.6439	1.0000	23.4576	177127.31
29	8.022	4,4'-DDD	23.1190	57.7976	1.0000	23.1190	112761.04
30	8.079	Endosulfan II	24.6867	61.7168	1.0000	24.6867	187083.00
32	8.247	Endrin aldehyde	23.8865	59.7163	1.0000	23.8865	139839.12
34	8.425	4,4'-DDT	24.3698	60.9245	1.0000	24.3698	132114.22
35	8.544	Endosulfan sulfate	23.9960	59.9900	1.0000	23.9960	172768.87
38	9.030	Methoxychlor	24.4947	61.2367	1.0000	24.4947	78444.72
39	9.108	Endrin Ketone	23.9937	59.9842	1.0000	23.9937	180157.18
41	9.667	Mirex	24.3189	60.7972	1.0000	24.3189	131683.26
42	10.713	% DCBP	58.3931	145.9828	1.0000	58.3931	423008.85
				1880.2359	25.0000	752.0944	5187122.45

Client Id: Initial Calibration

Software Version: 4.1<1L22>
Date: 7/26/2017 01:54 PM
Sample Name : t mix 2;16b
Data File : E:\TC2017\ECD4\07-JUL\725A036.RAW Date: 7/25/2017 10:24 PM
Sequence File: E:\TC2017\ECD4\07-JUL\PEST_SEQ.SEQ Cycle: 527 Channel : A
Instrument : AUTO4-DUAL_ECD Rack/Vial: 0/23 Operator: cw
Sample Amount : 1.0000 Dilution Factor : 1.00

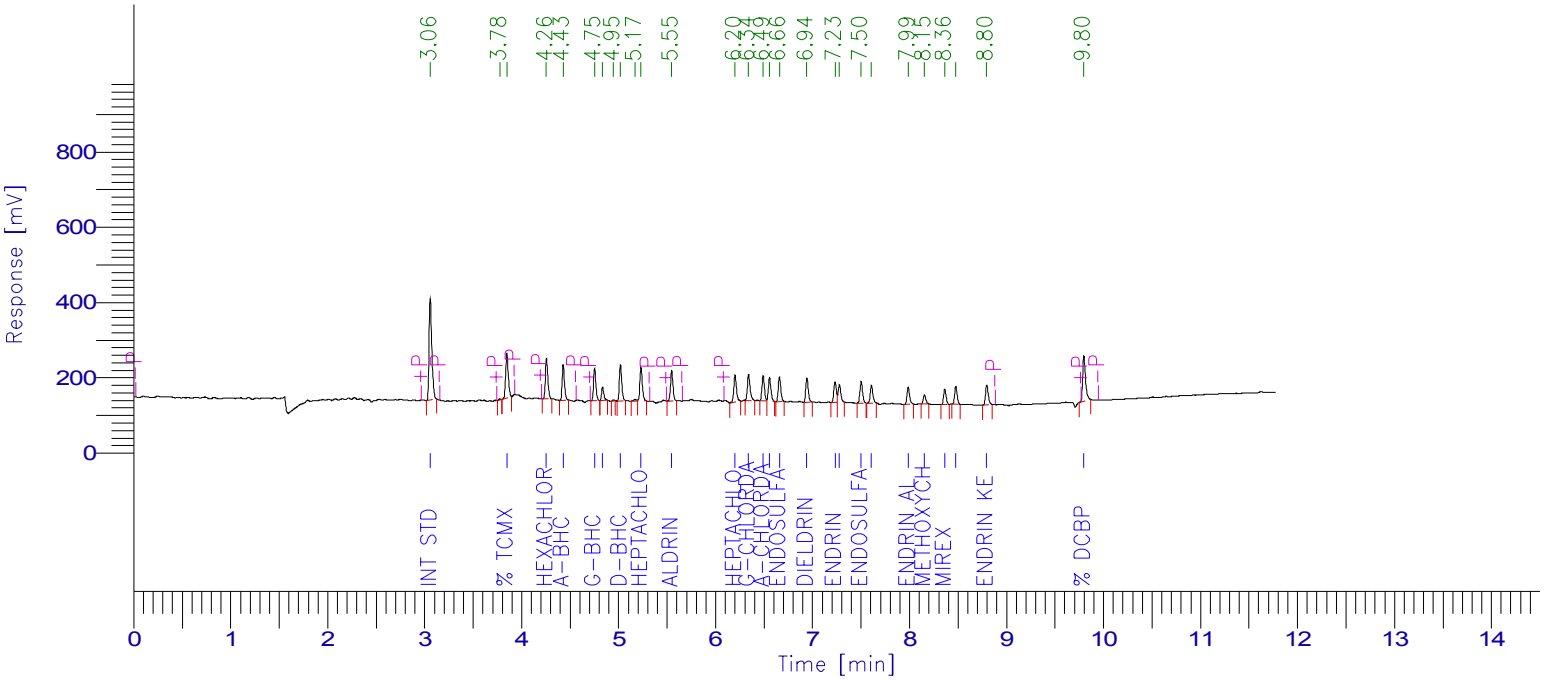

PESTICIDE REPORT

Peak #	Time [min]	Component Name	Raw Amount	Surrogate Recovery TCMX & DCBP	Multiplier	Adjusted Amount for Labowrks	Area [µV·s]
1	3.057	Int Std	100.0000	250.0000	1.0000	100.0000	518213.57
3	3.847	% TCMX	45.2779	113.1948	1.0000	45.2779	223592.75
4	4.256	Hexachlorobenzene	11.3706	28.4264	1.0000	11.3706	192630.65
5	4.429	a-BHC	10.5321	26.3303	1.0000	10.5321	158161.49
6	4.752	g-BHC	10.8763	27.1907	1.0000	10.8763	142677.48
7	4.835	b-BHC	10.2991	25.7478	1.0000	10.2991	59393.32
9	5.019	d-BHC	10.4489	26.1222	1.0000	10.4489	161428.07
11	5.231	Heptachlor	10.8508	27.1270	1.0000	10.8508	158954.93
12	5.547	Aldrin	10.4376	26.0940	1.0000	10.4376	139433.70
13	6.201	Heptachlor epoxide	10.7590	26.8976	1.0000	10.7590	136172.66
14	6.340	g-Chlordane	10.2448	25.6119	1.0000	10.2448	133733.47
15	6.490	a-Chlordane	10.7411	26.8528	1.0000	10.7411	119624.59
16	6.557	4,4'-DDE	10.5914	26.4784	1.0000	10.5914	113546.28
17	6.659	Endosulfan I	10.6900	26.7251	1.0000	10.6900	120893.66
18	6.942	Dieldrin	10.7145	26.7862	1.0000	10.7145	120334.00
19	7.232	Endrin	10.4048	26.0120	1.0000	10.4048	100371.69
20	7.277	4,4'-DDD	10.6653	26.6632	1.0000	10.6653	87324.65
21	7.501	Endosulfan II	10.6797	26.6993	1.0000	10.6797	106214.10
22	7.608	4,4'-DDT	10.3132	25.7831	1.0000	10.3132	87264.48
23	7.986	Endrin aldehyde	10.8954	27.2384	1.0000	10.8954	86264.35
24	8.153	Methoxychlor	10.6948	26.7370	1.0000	10.6948	43816.51
25	8.364	Mirex	11.1398	27.8495	1.0000	11.1398	74141.19
26	8.477	Endosulfan sulfate	10.6836	26.7089	1.0000	10.6836	86407.19
27	8.796	Endrin Ketone	10.9412	27.3529	1.0000	10.9412	99436.41
28	9.798	% DCBP	42.1665	105.4162	1.0000	42.1665	248901.75
				1056.0455	25.0000	422.4182	3518932.93

Client Id: Initial Calibration

Software Version: 4.1<1L22>
Date: 7/26/2017 01:52 PM
Sample Name : t mix 2;16b
Data File : E:\TC2017\ECD4\07-JUL\725B036.RAW Date: 7/25/2017 10:24 PM
Sequence File: E:\TC2017\ECD4\07-JUL\PEST_SEQ.SEQ Cycle: 527 Channel : B
Instrument : AUTO4-DUAL_ECD Rack/Vial: 0/23 Operator: cw
Sample Amount : 1.0000 Dilution Factor : 1.00

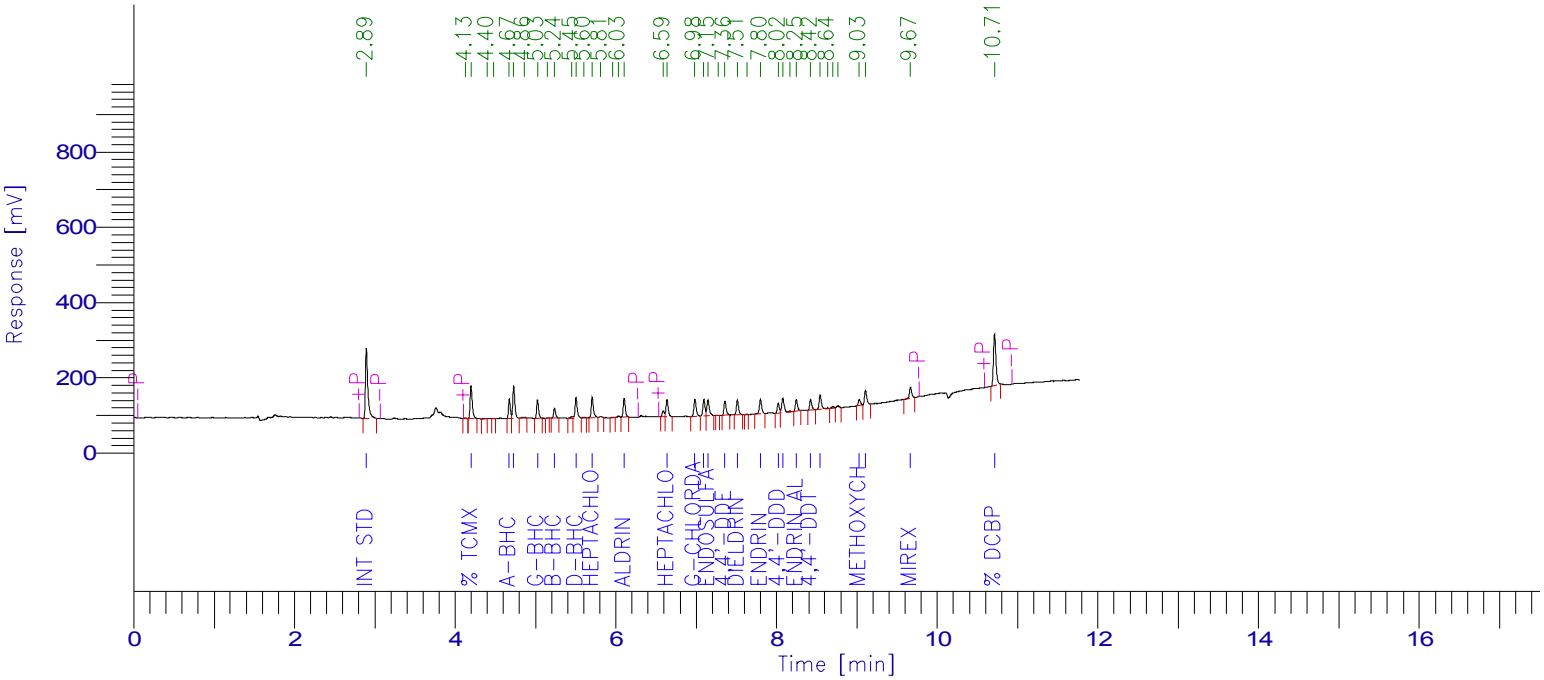

PESTICIDE REPORT

Peak #	Time [min]	Component Name	Raw Amount	Surrogate Recovery TCMX & DCBP	Multiplier	Adjusted Amount for Labowrks	Area [µV·s]
1	2.894	Int Std	100.0000	250.0000	1.0000	100.0000	390385.30
3	4.197	% TCMX	42.7005	106.7513	1.0000	42.7005	162824.76
6	4.674	a-BHC	9.8164	24.5411	1.0000	9.8164	83106.72
7	4.728	Hexachlorobenzene	11.5485	28.8713	1.0000	11.5485	156038.87
9	5.026	g-BHC	10.1054	25.2635	1.0000	10.1054	83993.68
11	5.236	b-BHC	11.1460	27.8649	1.0000	11.1460	46102.10
13	5.505	d-BHC	9.9170	24.7924	1.0000	9.9170	102752.03
15	5.704	Heptachlor	10.0505	25.1262	1.0000	10.0505	101909.84
19	6.104	Aldrin	10.0631	25.1579	1.0000	10.0631	90840.78
21	6.637	Heptachlor epoxide	10.3043	25.7607	1.0000	10.3043	87600.74
22	6.983	g-Chlordane	10.2768	25.6920	1.0000	10.2768	91227.78
23	7.095	a-Chlordane	10.3649	25.9121	1.0000	10.3649	81775.01
24	7.146	Endosulfan I	10.3078	25.7694	1.0000	10.3078	86972.59
26	7.358	4,4'-DDE	10.1922	25.4805	1.0000	10.1922	76044.11
27	7.511	Dieldrin	10.5684	26.4209	1.0000	10.5684	74289.88
29	7.800	Endrin	10.1076	25.2690	1.0000	10.1076	74172.53
30	8.021	4,4'-DDD	10.0702	25.1756	1.0000	10.0702	47733.44
31	8.079	Endosulfan II	10.5700	26.4251	1.0000	10.5700	77846.69
33	8.245	Endrin aldehyde	10.1945	25.4862	1.0000	10.1945	58000.86
34	8.423	4,4'-DDT	10.1061	25.2653	1.0000	10.1061	53244.41
35	8.543	Endosulfan sulfate	10.9712	27.4280	1.0000	10.9712	76766.91
39	9.030	Methoxychlor	10.3576	25.8939	1.0000	10.3576	32236.13
40	9.107	Endrin Ketone	10.5231	26.3076	1.0000	10.5231	76787.36
41	9.667	Mirex	11.0151	27.5377	1.0000	11.0151	57965.30
42	10.712	% DCBP	42.1131	105.2828	1.0000	42.1131	296482.05
				1033.4754	25.0000	413.3902	2567099.85

Software Version: 4.1<1L22>
Date: 7/26/2017 01:54 PM
Sample Name : t mix 1;16a
Data File : E:\TC2017\ECD4\07-JUL\725A037.RAW Date: 7/25/2017 10:40 PM
Sequence File: E:\TC2017\ECD4\07-JUL\PEST_SEQ.SEQ Cycle: 528 Channel : A
Instrument : AUTO4-DUAL_ECD Rack/Vial: 0/24 Operator: cw
Sample Amount : 1.0000 Dilution Factor : 1.00

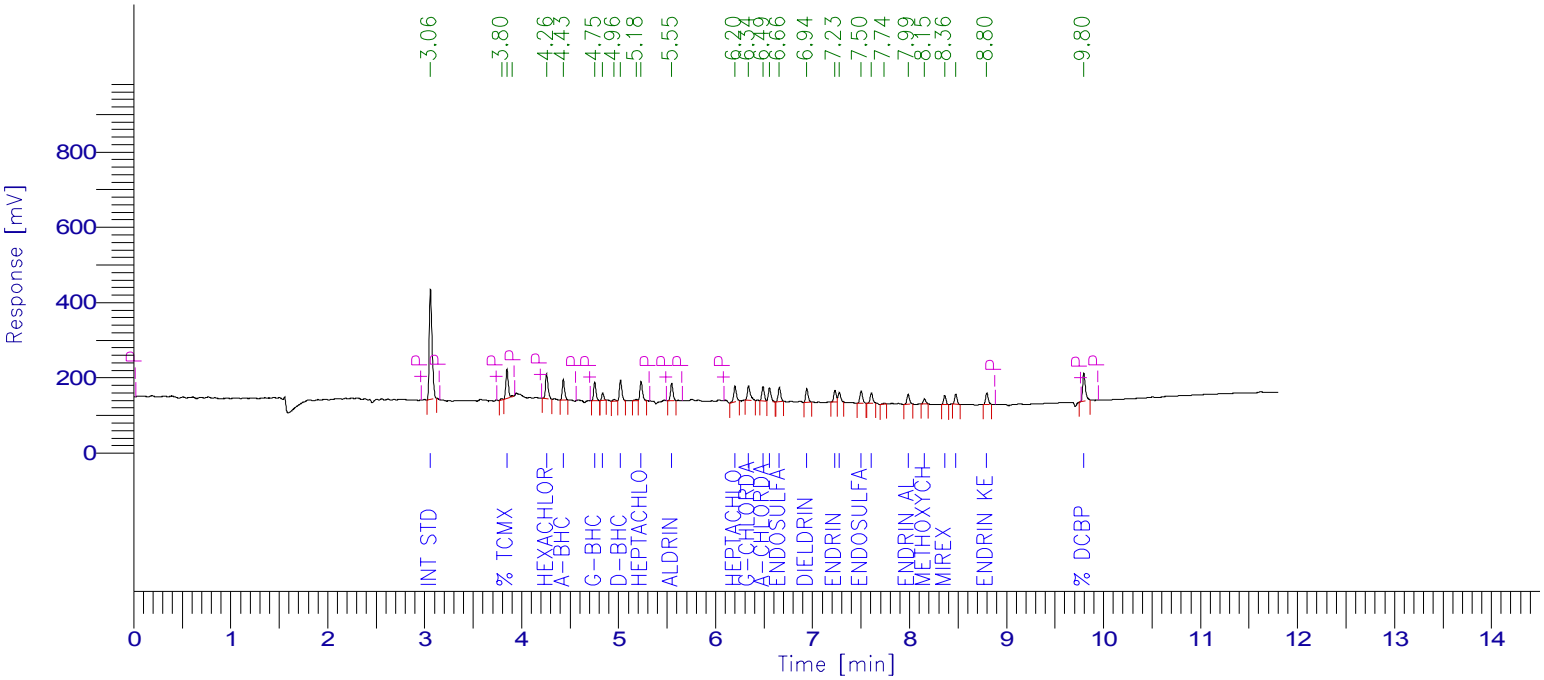

PESTICIDE REPORT

Peak #	Time [min]	Component Name	Raw Amount	Surrogate Recovery TCMX & DCBP	Multiplier	Adjusted Amount for Labowrks	Area [µV·s]
1	3.060	Int Std	100.0000	250.0000	1.0000	100.0000	572698.35
3	3.848	% TCMX	24.2972	60.7430	1.0000	24.2972	132600.48
5	4.257	Hexachlorobenzene	6.4813	16.2033	1.0000	6.4813	121345.60
6	4.430	a-BHC	5.4735	13.6838	1.0000	5.4735	90837.99
7	4.754	g-BHC	5.5787	13.9467	1.0000	5.5787	80876.75
8	4.836	b-BHC	4.9207	12.3018	1.0000	4.9207	31360.44
10	5.020	d-BHC	5.2989	13.2473	1.0000	5.2989	90471.72
12	5.232	Heptachlor	5.6903	14.2258	1.0000	5.6903	92122.86
13	5.547	Aldrin	5.5417	13.8543	1.0000	5.5417	81814.16
14	6.200	Heptachlor epoxide	5.7446	14.3615	1.0000	5.7446	80351.53
15	6.340	g-Chlordane	5.5225	13.8064	1.0000	5.5225	79670.00
16	6.489	a-Chlordane	5.4187	13.5467	1.0000	5.4187	66693.54
17	6.557	4,4'-DDE	5.4362	13.5904	1.0000	5.4362	64406.57
18	6.658	Endosulfan I	5.5346	13.8364	1.0000	5.5346	69171.16
19	6.941	Dieldrin	5.3571	13.3926	1.0000	5.3571	66490.48
20	7.232	Endrin	5.4011	13.5027	1.0000	5.4011	57580.50
21	7.276	4,4'-DDD	5.3058	13.2645	1.0000	5.3058	48010.08
22	7.501	Endosulfan II	5.5119	13.7796	1.0000	5.5119	60581.18
23	7.607	4,4'-DDT	5.3334	13.3335	1.0000	5.3334	49872.76
25	7.986	Endrin aldehyde	5.5191	13.7977	1.0000	5.5191	48291.64
26	8.154	Methoxychlor	5.5258	13.8144	1.0000	5.5258	25019.35
27	8.364	Mirex	6.0151	15.0379	1.0000	6.0151	44243.17
28	8.477	Endosulfan sulfate	5.5534	13.8835	1.0000	5.5534	49637.39
29	8.797	Endrin Ketone	5.6071	14.0177	1.0000	5.6071	56316.30
30	9.798	% DCBP	22.7076	56.7689	1.0000	22.7076	148131.89
				671.9404	25.0000	268.7761	2308595.89

Software Version: 4.1<1L22>
Date: 7/26/2017 01:52 PM
Sample Name : t mix 1;16a
Data File : E:\TC2017\ECD4\07-JUL\725B037.RAW Date: 7/25/2017 10:40 PM
Sequence File: E:\TC2017\ECD4\07-JUL\PEST_SEQ.SEQ Cycle: 528 Channel : B
Instrument : AUTO4-DUAL_ECD Rack/Vial: 0/24 Operator: cw
Sample Amount : 1.0000 Dilution Factor : 1.00

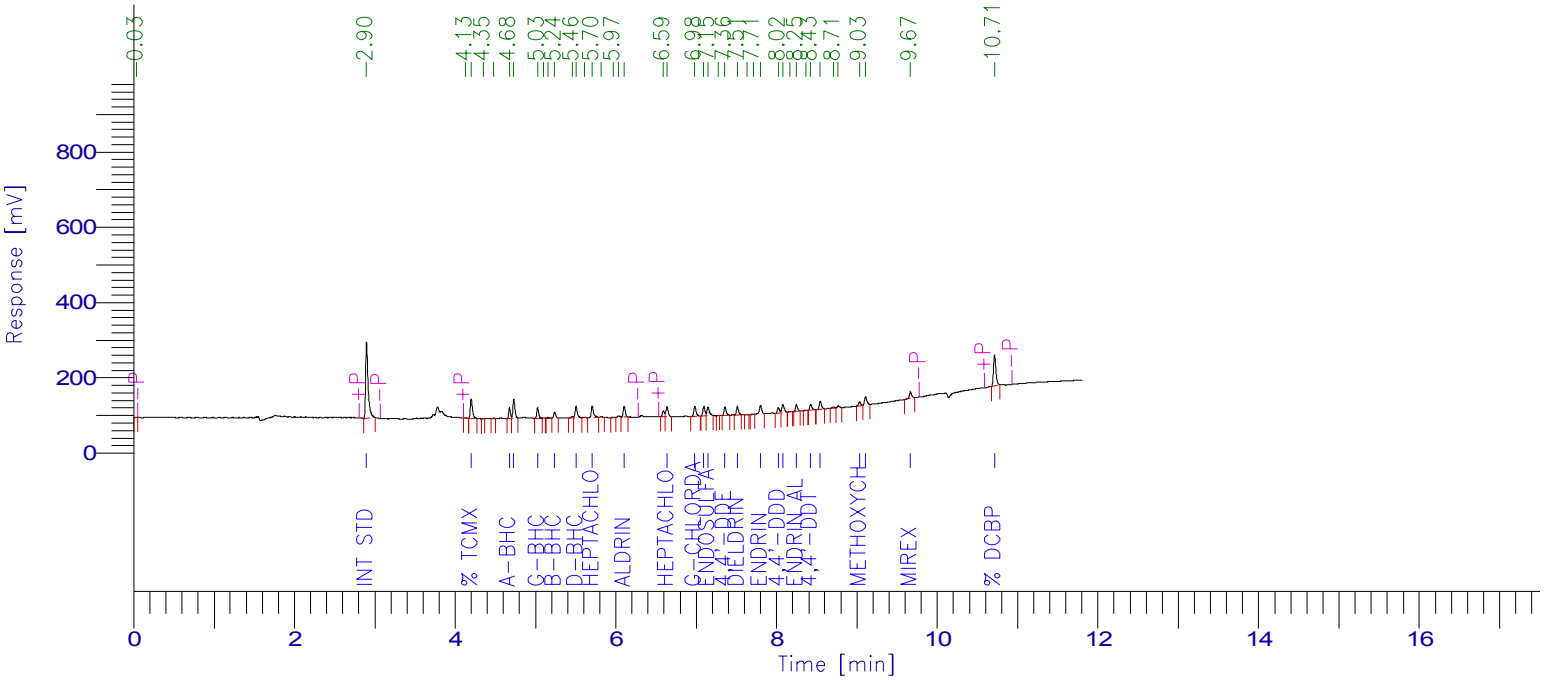

PESTICIDE REPORT

Peak #	Time [min]	Component Name	Raw Amount	Surrogate Recovery TCMX & DCBP	Multiplier	Adjusted Amount for Labowrks	Area [µV·s]
2	2.897	Int Std	100.0000	250.0000	1.0000	100.0000	431979.98
4	4.200	% TCMX	23.3396	58.3490	1.0000	23.3396	98480.57
7	4.675	a-BHC	4.7333	11.8333	1.0000	4.7333	44342.37
8	4.729	Hexachlorobenzene	5.8404	14.6010	1.0000	5.8404	87320.93
9	5.027	g-BHC	5.1144	12.7860	1.0000	5.1144	47038.90
12	5.237	b-BHC	5.8764	14.6909	1.0000	5.8764	26895.59
14	5.505	d-BHC	5.2972	13.2429	1.0000	5.2972	60732.90
16	5.704	Heptachlor	5.7052	14.2629	1.0000	5.7052	64012.84
20	6.104	Aldrin	5.2428	13.1069	1.0000	5.2428	52369.30
22	6.637	Heptachlor epoxide	5.3205	13.3014	1.0000	5.3205	50051.35
23	6.982	g-Chlordane	5.4770	13.6925	1.0000	5.4770	53800.27
24	7.095	a-Chlordane	5.2395	13.0988	1.0000	5.2395	45742.53
25	7.146	Endosulfan I	5.3511	13.3778	1.0000	5.3511	49961.43
27	7.358	4,4'-DDE	5.3793	13.4483	1.0000	5.3793	44411.52
28	7.511	Dieldrin	5.1106	12.7765	1.0000	5.1106	39752.52
31	7.801	Endrin	5.6125	14.0313	1.0000	5.6125	45574.73
32	8.022	4,4'-DDD	5.4225	13.5562	1.0000	5.4225	28441.35
33	8.080	Endosulfan II	5.3081	13.2704	1.0000	5.3081	43259.06
35	8.247	Endrin aldehyde	5.1460	12.8650	1.0000	5.1460	32397.23
37	8.425	4,4'-DDT	5.1134	12.7836	1.0000	5.1134	29810.76
38	8.544	Endosulfan sulfate	5.5451	13.8628	1.0000	5.5451	42934.06
41	9.032	Methoxychlor	5.3283	13.3209	1.0000	5.3283	18350.50
42	9.108	Endrin Ketone	5.5631	13.9078	1.0000	5.5631	44919.74
43	9.668	Mirex	5.9483	14.8708	1.0000	5.9483	34637.43
44	10.712	% DCBP	22.2958	55.7394	1.0000	22.2958	173689.47
				660.7764	25.0000	264.3106	1690907.34

Software Version: 4.1<1L22>
Date: 7/26/2017 01:54 PM
Sample Name : 1a;10o
Data File : E:\TC2017\ECD4\07-JUL\725A038.RAW Date: 7/25/2017 10:56 PM
Sequence File: E:\TC2017\ECD4\07-JUL\PEST_SEQ.SEQ Cycle: 529 Channel : A
Instrument : AUTO4-DUAL_ECD Rack/Vial: 0/25 Operator: cw
Sample Amount : 1.0000 Dilution Factor : 1.00

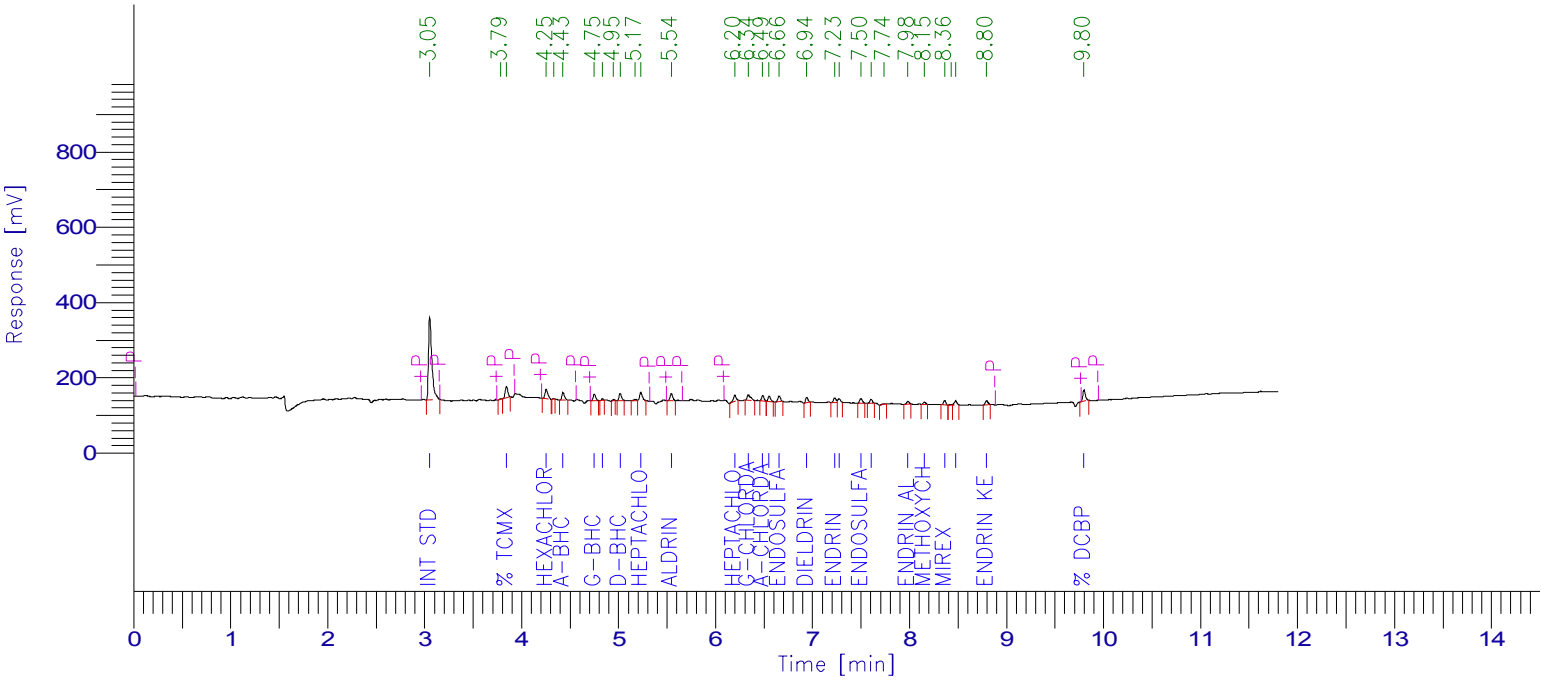

PESTICIDE REPORT

Peak #	Time [min]	Component Name	Raw Amount	Surrogate Recovery TCMX & DCBP	Multiplier	Adjusted Amount for Labowrks	Area [µV·s]
1	3.052	Int Std	100.0000	250.0000	1.0000	100.0000	522296.43
3	3.843	% TCMX	11.2813	28.2032	1.0000	11.2813	56148.41
4	4.253	Hexachlorobenzene	3.0208	7.5520	1.0000	3.0208	51579.25
6	4.427	a-BHC	2.3857	5.9643	1.0000	2.3857	36108.70
7	4.749	g-BHC	2.2228	5.5571	1.0000	2.2228	29389.56
8	4.833	b-BHC	1.1446	2.8615	1.0000	1.1446	6652.72
10	5.016	d-BHC	2.0628	5.1571	1.0000	2.0628	32120.70
12	5.229	Heptachlor	2.8863	7.2158	1.0000	2.8863	42615.00
13	5.543	Aldrin	2.7031	6.7578	1.0000	2.7031	36394.95
14	6.198	Heptachlor epoxide	2.7043	6.7607	1.0000	2.7043	34496.61
15	6.337	g-Chlordane	2.9441	7.3602	1.0000	2.9441	38734.17
16	6.487	a-Chlordane	2.2223	5.5558	1.0000	2.2223	24945.24
17	6.553	4,4'-DDE	2.2863	5.7158	1.0000	2.2863	24703.93
18	6.656	Endosulfan I	2.5017	6.2542	1.0000	2.5017	28514.45
19	6.940	Dieldrin	2.3687	5.9217	1.0000	2.3687	26812.09
20	7.229	Endrin	2.2012	5.5029	1.0000	2.2012	21401.30
21	7.273	4,4'-DDD	2.0928	5.2321	1.0000	2.0928	17270.63
22	7.499	Endosulfan II	2.2694	5.6734	1.0000	2.2694	22747.63
23	7.604	4,4'-DDT	2.2821	5.7052	1.0000	2.2821	19461.90
25	7.984	Endrin aldehyde	1.7132	4.2831	1.0000	1.7132	13671.49
26	8.152	Methoxychlor	2.2428	5.6069	1.0000	2.2428	9260.95
27	8.363	Mirex	3.1137	7.7843	1.0000	3.1137	20886.63
29	8.475	Endosulfan sulfate	2.7331	6.8327	1.0000	2.7331	22278.80
30	8.795	Endrin Ketone	2.0834	5.2084	1.0000	2.0834	19083.42
31	9.799	% DCBP	9.5968	23.9919	1.0000	9.5968	57094.42
				432.6581	25.0000	173.0632	1214669.36

Client Id: Initial Calibration

Software Version: 4.1<1L22>
Date: 7/26/2017 01:52 PM
Sample Name : 1a;10o
Data File : E:\TC2017\ECD4\07-JUL\725B038.RAW Date: 7/25/2017 10:56 PM
Sequence File: E:\TC2017\ECD4\07-JUL\PEST_SEQ.SEQ Cycle: 529 Channel : B
Instrument : AUTO4-DUAL_ECD Rack/Vial: 0/25 Operator: cw
Sample Amount : 1.0000 Dilution Factor : 1.00

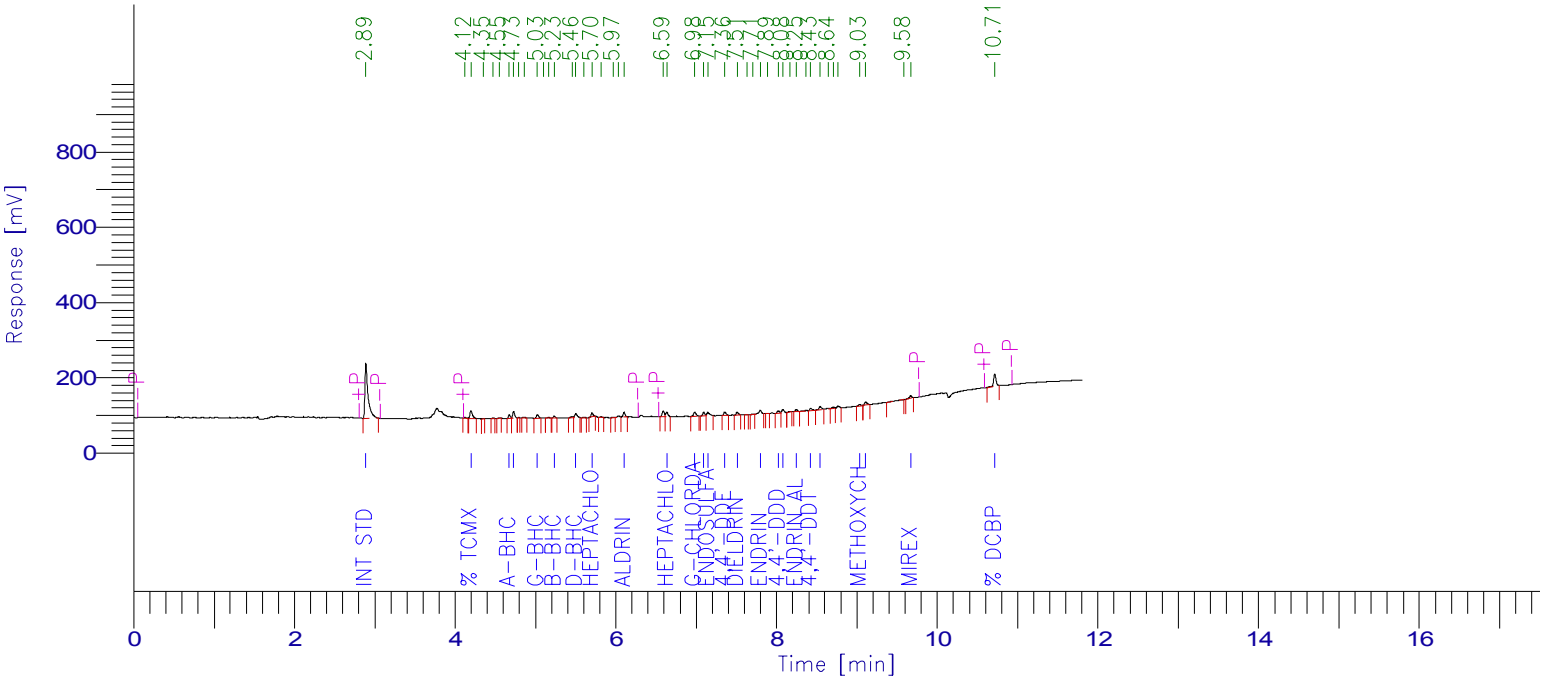

PESTICIDE REPORT

Peak #	Time [min]	Component Name	Raw Amount	Surrogate Recovery TCMX & DCBP	Multiplier	Adjusted Amount for Labowrks	Area [µV·s]
1	2.889	Int Std	100.0000	250.0000	1.0000	100.0000	398554.33
3	4.196	% TCMX	11.2451	28.1126	1.0000	11.2451	43776.69
7	4.672	a-BHC	1.8972	4.7429	1.0000	1.8972	16397.55
8	4.727	Hexachlorobenzene	2.3435	5.8588	1.0000	2.3435	32327.19
11	5.025	g-BHC	2.2641	5.6602	1.0000	2.2641	19212.42
14	5.233	b-BHC	1.8908	4.7269	1.0000	1.8908	7984.22
16	5.502	d-BHC	2.2914	5.7286	1.0000	2.2914	24238.85
18	5.703	Heptachlor	1.7419	4.3547	1.0000	1.7419	18032.09
22	6.102	Aldrin	2.5005	6.2513	1.0000	2.5005	23044.72
24	6.635	Heptachlor epoxide	2.3854	5.9635	1.0000	2.3854	20703.44
25	6.981	g-Chlordane	2.6596	6.6491	1.0000	2.6596	24103.90
26	7.093	a-Chlordane	2.3059	5.7648	1.0000	2.3059	18573.48
27	7.145	Endosulfan I	2.4918	6.2294	1.0000	2.4918	21464.39
28	7.357	4,4'-DDE	2.5283	6.3207	1.0000	2.5283	19258.33
29	7.509	Dieldrin	1.9332	4.8330	1.0000	1.9332	13873.78
32	7.798	Endrin	3.1554	7.8885	1.0000	3.1554	23639.83
34	8.022	4,4'-DDD	2.7584	6.8960	1.0000	2.7584	13348.53
35	8.080	Endosulfan II	2.2679	5.6697	1.0000	2.2679	17052.18
37	8.245	Endrin aldehyde	1.7827	4.4566	1.0000	1.7827	10354.55
39	8.425	4,4'-DDT	2.2429	5.6073	1.0000	2.2429	12064.19
40	8.543	Endosulfan sulfate	2.5994	6.4984	1.0000	2.5994	18568.71
44	9.031	Methoxychlor	2.2592	5.6480	1.0000	2.2592	7178.53
45	9.109	Endrin Ketone	2.5743	6.4358	1.0000	2.5743	19177.96
47	9.669	Mirex	2.5960	6.4901	1.0000	2.5960	13947.06
48	10.714	% DCBP	9.6004	24.0010	1.0000	9.6004	69002.28
				430.7879	25.0000	172.3152	905879.17

7D-DEG
PESTICIDE DEGRADATION STANDARD

Lab Name: Phoenix Environmental Client: NETC

Lab Code: Phoenix Case No.: SAS No.: SDG No.: GBY76292

GC Col A: ZB MR1 ID: 0.53 (mm) Date Analyzed: 07/25/17

Instrument: ECD4 Time Analyzed: 23:13

File: 725A039

ENDRIN BREAKDOWN

Compounds	Area
Endrin	486118.94
Endrin Aldehyde	0.00
Endrin Ketone	14214.82
Total Area	500333.76

Endrin Ketone	14214.82
Endrin Aldehyde	0.00
Breakdown Area	14214.82

Endrin Breakdown %	**2.8**	Breakdown Area / Total Area Must be < 15%

DDT BREAKDOWN

Compounds	Area
DDT	770882.99
DDE	0.00
DDD	0.00
Total Area	770882.99

DDE	0.00
DDD	0.00
Breakdown Area	0.00

DDT Breakdown %	**0.0**	Breakdown Area / Total Area Must be < 15%

FORM VII PEST DEG

7D-DEG
PESTICIDE DEGRADATION STANDARD

Lab Name: Phoenix Environmental Client: NETC

Lab Code: Phoenix Case No.: SAS No.: SDG No.: GBY76292

GC Col B: ZB MR2 ID: 0.53 (mm) Date Analyzed: 07/25/17

Instrument: ECD4 Time Analyzed: 23:13

File: 725B039

ENDRIN BREAKDOWN

Compounds	Area
Endrin	347964.70
Endrin Aldehyde	3809.06
Endrin Ketone	15158.41
Total Area	366932.17

Endrin Ketone	15158.41
Endrin Aldehyde	3809.06
Breakdown Area	18967.47

Endrin Breakdown %	**5.2**	Breakdown Area / Total Area Must be < 15%

DDT BREAKDOWN

Compounds	Area
DDT	542013.67
DDE	3227.71
DDD	1972.95
Total Area	547214.33

DDE	1972.95
DDD	3227.71
Breakdown Area	5200.66

DDT Breakdown %	**1.0**	Breakdown Area / Total Area Must be < 15%

FORM VII PEST DEG

Client Id: Initial Calibration

Software Version: 4.1<1L22>
Date: 7/26/2017 01:54 PM
Sample Name : deg std/1g;14y
Data File : E:\TC2017\ECD4\07-JUL\725A039.RAW Date: 7/25/2017 11:13 PM
Sequence File: E:\TC2017\ECD4\07-JUL\PEST_SEQ.SEQ Cycle: 530 Channel : A
Instrument : AUTO4-DUAL_ECD Rack/Vial: 0/26 Operator: cw
Sample Amount : 1.0000 Dilution Factor : 1.00

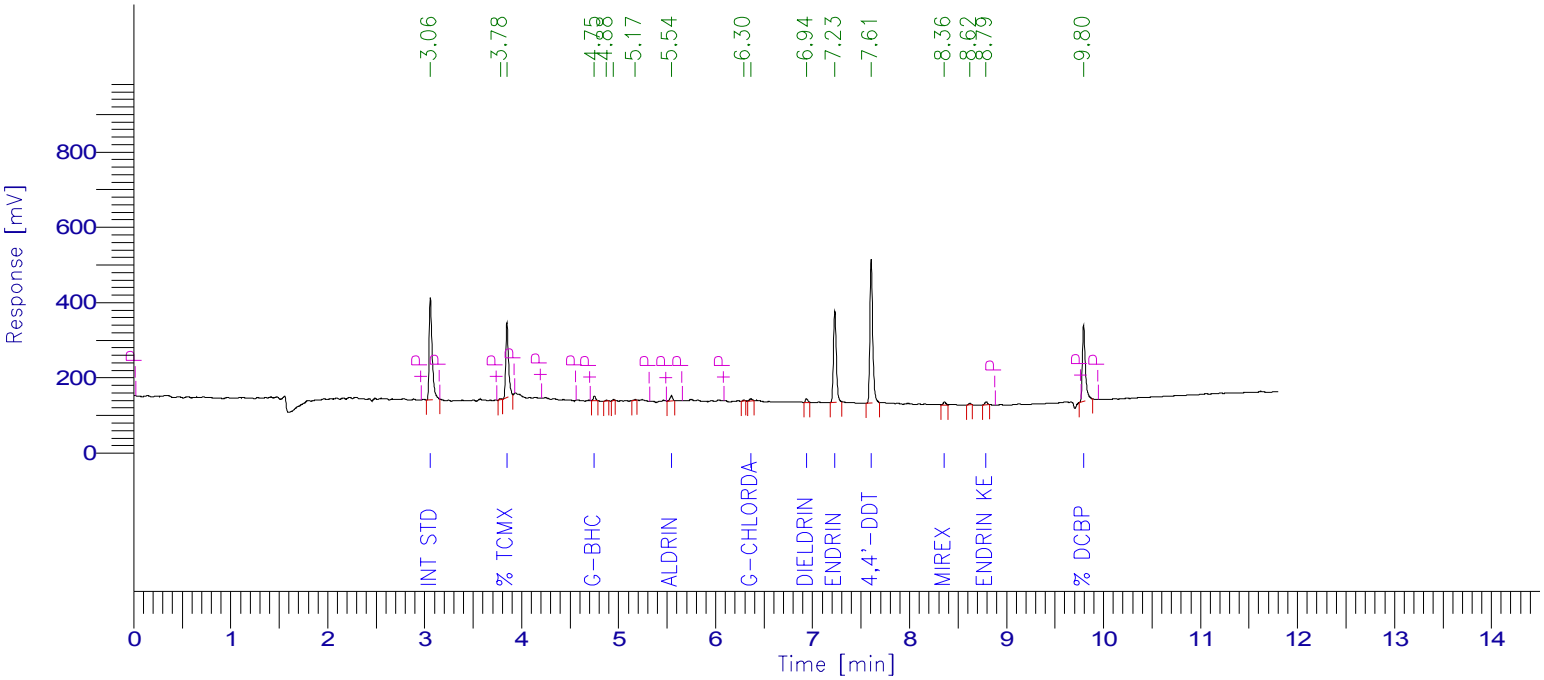

PESTICIDE REPORT

Peak #	Time [min]	Component Name	Raw Amount	Surrogate Recovery TCMX & DCBP	Multiplier	Adjusted Amount for Labowrks	Area [µV·s]
1	3.058	Int Std	100.0000	250.0000	1.0000	100.0000	565878.72
3	3.848	% TCMX	72.0699	180.1747	1.0000	72.0699	388633.16
0	4.257	Hexachlorobenzene	0.0000	0.0000	1.0000	0.0000	0.00
0	4.430	a-BHC	0.0000	0.0000	1.0000	0.0000	0.00
4	4.751	g-BHC	1.3506	3.3766	1.0000	1.3506	19347.57
0	4.836	b-BHC	0.0000	0.0000	1.0000	0.0000	0.00
0	5.020	d-BHC	0.0000	0.0000	1.0000	0.0000	0.00
0	5.232	Heptachlor	0.0000	0.0000	1.0000	0.0000	0.00
8	5.543	Aldrin	1.6440	4.1099	1.0000	1.6440	23981.36
0	6.201	Heptachlor epoxide	0.0000	0.0000	1.0000	0.0000	0.00
10	6.365	g-Chlordane	0.7473	1.8683	1.0000	0.7473	10652.85
0	6.490	a-Chlordane	0.0000	0.0000	1.0000	0.0000	0.00
0	6.557	4,4'-DDE	0.0000	0.0000	1.0000	0.0000	0.00
0	6.659	Endosulfan I	0.0000	0.0000	1.0000	0.0000	0.00
11	6.937	Dieldrin	1.4041	3.5104	1.0000	1.4041	17220.38
12	7.230	Endrin	46.1477	115.3693	1.0000	46.1477	486118.94
0	7.278	4,4'-DDD	0.0000	0.0000	1.0000	0.0000	0.00
0	7.502	Endosulfan II	0.0000	0.0000	1.0000	0.0000	0.00
13	7.605	4,4'-DDT	83.4318	208.5794	1.0000	83.4318	770882.99
0	7.987	Endrin aldehyde	0.0000	0.0000	1.0000	0.0000	0.00
0	8.154	Methoxychlor	0.0000	0.0000	1.0000	0.0000	0.00
14	8.361	Mirex	1.9669	4.9172	1.0000	1.9669	14294.58
0	8.478	Endosulfan sulfate	0.0000	0.0000	1.0000	0.0000	0.00
16	8.790	Endrin Ketone	1.4323	3.5808	1.0000	1.4323	14214.82
17	9.795	% DCBP	67.1472	167.8681	1.0000	67.1472	432816.06
				943.3546	25.0000	377.3419	2744041.42

Client Id: Initial Calibration

Software Version: 4.1<1L22>
Date: 7/26/2017 01:52 PM
Sample Name : deg std/1g;14y
Data File : E:\TC2017\ECD4\07-JUL\725B039.RAW Date: 7/25/2017 11:13 PM
Sequence File: E:\TC2017\ECD4\07-JUL\PEST_SEQ.SEQ Cycle: 530 Channel : B
Instrument : AUTO4-DUAL_ECD Rack/Vial: 0/26 Operator: cw
Sample Amount : 1.0000 Dilution Factor : 1.00

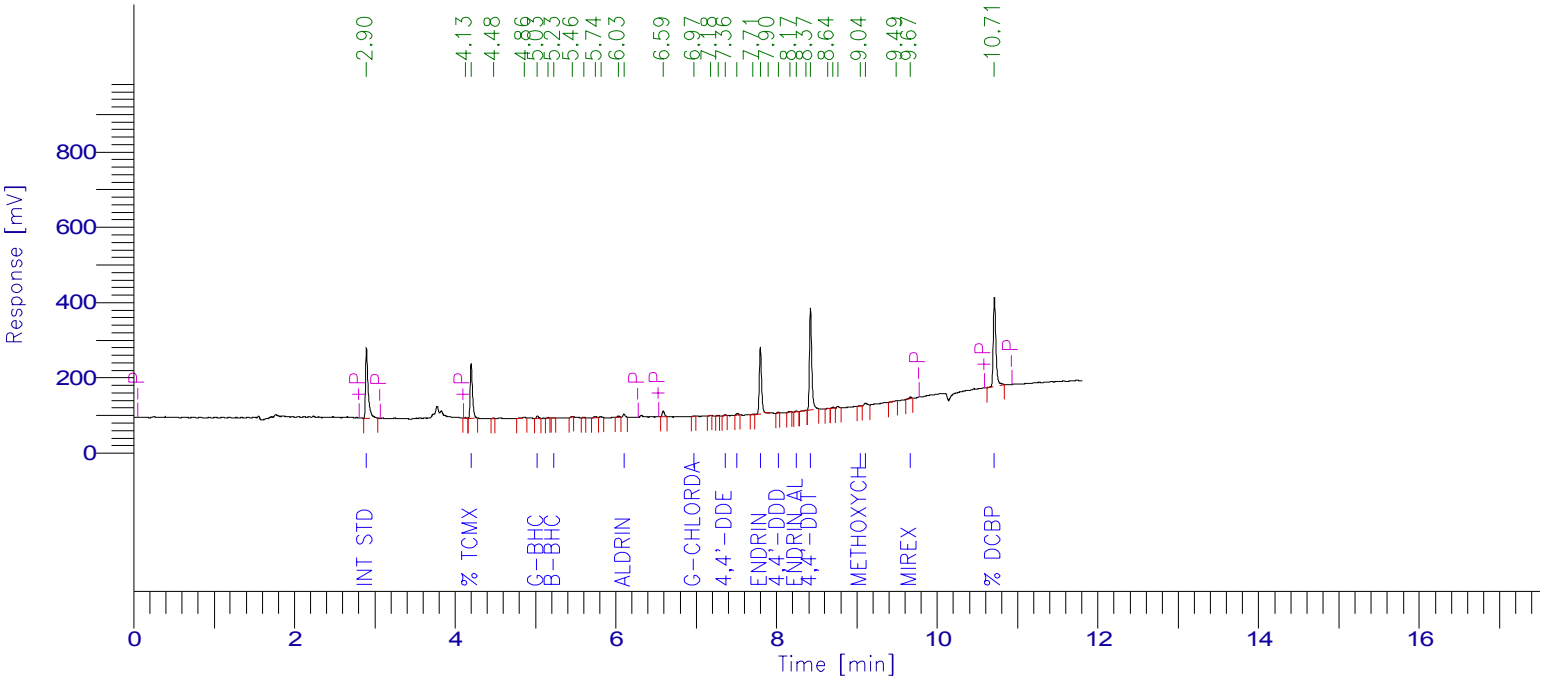

PESTICIDE REPORT

Peak #	Time [min]	Component Name	Raw Amount	Surrogate Recovery TCMX & DCBP	Multiplier	Adjusted Amount for Labowrks	Area [µV·s]
1	2.896	Int Std	100.0000	250.0000	1.0000	100.0000	418393.66
3	4.199	% TCMX	69.9398	174.8496	1.0000	69.9398	285827.17
0	4.676	a-BHC	0.0000	0.0000	1.0000	0.0000	0.00
0	4.730	Hexachlorobenzene	0.0000	0.0000	1.0000	0.0000	0.00
6	5.025	g-BHC	1.4175	3.5438	1.0000	1.4175	12627.54
8	5.226	b-BHC	0.5018	1.2544	1.0000	0.5018	2224.32
0	5.506	d-BHC	0.0000	0.0000	1.0000	0.0000	0.00
0	5.706	Heptachlor	0.0000	0.0000	1.0000	0.0000	0.00
14	6.102	Aldrin	1.6808	4.2021	1.0000	1.6808	16261.57
0	6.638	Heptachlor epoxide	0.0000	0.0000	1.0000	0.0000	0.00
16	6.974	g-Chlordane	0.1795	0.4489	1.0000	0.1795	1708.15
0	7.096	a-Chlordane	0.0000	0.0000	1.0000	0.0000	0.00
0	7.148	Endosulfan I	0.0000	0.0000	1.0000	0.0000	0.00
19	7.362	4,4'-DDE	0.4037	1.0091	1.0000	0.4037	3227.71
20	7.508	Dieldrin	1.1356	2.8391	1.0000	1.1356	8555.66
22	7.798	Endrin	44.2433	110.6083	1.0000	44.2433	347964.70
24	8.023	4,4'-DDD	0.3884	0.9709	1.0000	0.3884	1972.95
0	8.080	Endosulfan II	0.0000	0.0000	1.0000	0.0000	0.00
26	8.244	Endrin aldehyde	0.6247	1.5617	1.0000	0.6247	3809.06
28	8.422	4,4'-DDT	95.9905	239.9762	1.0000	95.9905	542013.67
0	8.545	Endosulfan sulfate	0.0000	0.0000	1.0000	0.0000	0.00
32	9.042	Methoxychlor	0.6990	1.7476	1.0000	0.6990	2331.73
33	9.105	Endrin Ketone	1.9383	4.8457	1.0000	1.9383	15158.41
35	9.666	Mirex	1.2875	3.2187	1.0000	1.2875	7261.24
36	10.711	% DCBP	72.0191	180.0477	1.0000	72.0191	543400.52
				981.1238	25.0000	392.4495	2212738.06

7D-DEG
PESTICIDE DEGRADATION STANDARD

Lab Name: Phoenix Environmental Client: NETC

Lab Code: Phoenix Case No.: SAS No.: SDG No.: GBY76292

GC Col A: ZB MR1 ID: 0.53 (mm) Date Analyzed: 08/02/17

Instrument: ECD10 Time Analyzed: 12:51

File: 802A012

ENDRIN BREAKDOWN

Compounds	Area
Endrin	847649.19
Endrin Aldehyde	1344.68
Endrin Ketone	11144.56
Total Area	860138.43

Endrin Ketone	11144.56
Endrin Aldehyde	1344.68
Breakdown Area	12489.24

Endrin Breakdown %	**1.5**	Breakdown Area / Total Area Must be < 15%

DDT BREAKDOWN

Compounds	Area
DDT	1464755.84
DDE	2623.42
DDD	0.00
Total Area	1467379.26

DDE	0.00
DDD	2623.42
Breakdown Area	2623.42

DDT Breakdown %	**0.2**	Breakdown Area / Total Area Must be < 15%

FORM VII PEST DEG

7D-DEG
PESTICIDE DEGRADATION STANDARD

Lab Name: Phoenix Environmental Client: NETC

Lab Code: Phoenix Case No.: SAS No.: SDG No.: GBY76292

GC Col B: ZB MR2 ID: 0.53 (mm) Date Analyzed: 08/02/17

Instrument: ECD10 Time Analyzed: 12:51

File: 802B012

ENDRIN BREAKDOWN

Compounds	Area
Endrin	608983.08
Endrin Aldehyde	0.00
Endrin Ketone	7142.86
Total Area	616125.94

Endrin Ketone	7142.86
Endrin Aldehyde	0.00
Breakdown Area	7142.86

Endrin Breakdown %	**1.2**	Breakdown Area / Total Area Must be < 15%

DDT BREAKDOWN

Compounds	Area
DDT	943067.59
DDE	0.00
DDD	0.00
Total Area	943067.59

DDE	0.00
DDD	0.00
Breakdown Area	0.00

DDT Breakdown %	**0.0**	Breakdown Area / Total Area Must be < 15%

FORM VII PEST DEG

Client Id: Degradation Standard

Software Version: 4.1<1L22>
Date: 8/3/2017 09:43 AM
Sample Name : deg std;14y
Data File : E:\TC2017\ECD10\08-AUG\802A012.RAW Date: 8/2/2017 12:51 PM
Sequence File: E:\TC2017\ECD10\08-AUG\PEST.SEQ Cycle: 54 Channel : A
Instrument : AUTO_ECD10 Rack/Vial: 0/9 Operator: cw
Sample Amount : 1.0000 Dilution Factor : 1.00

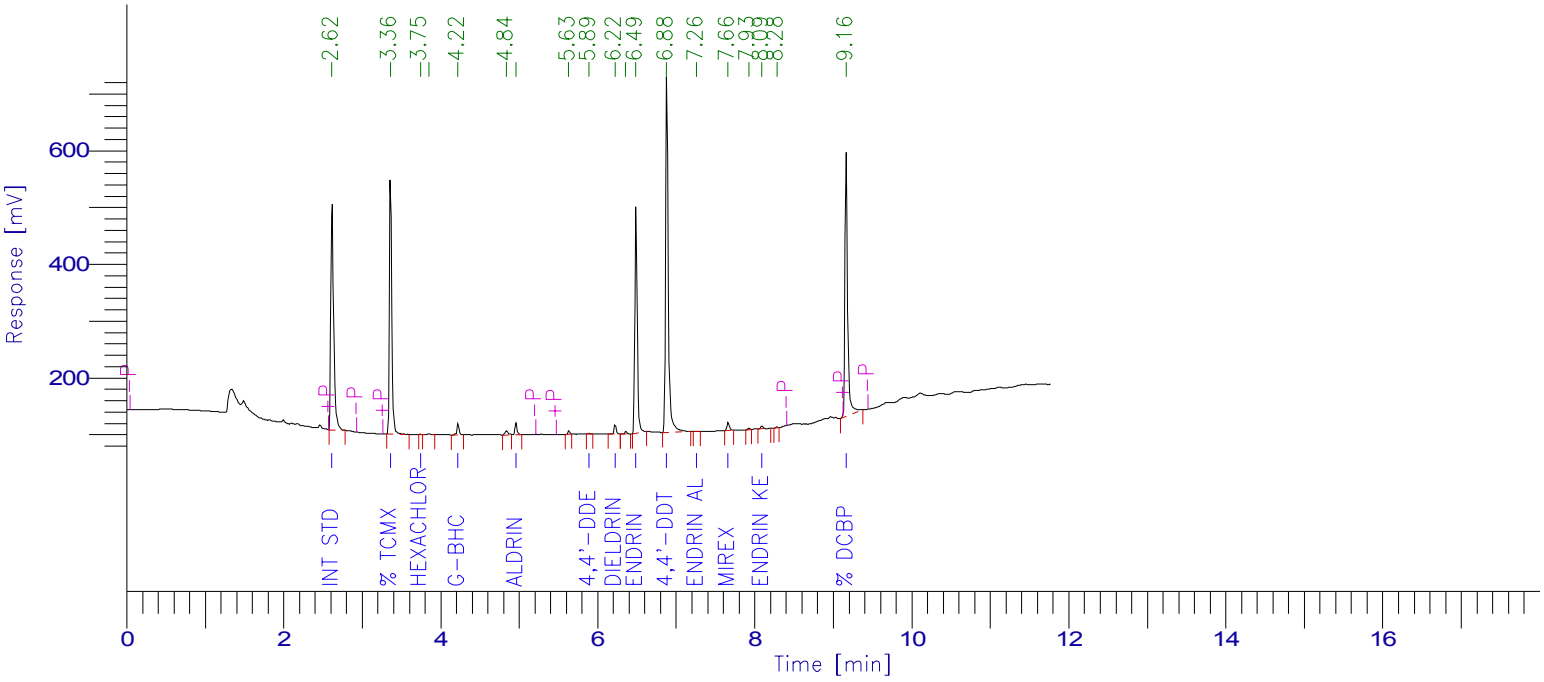

PESTICIDE REPORT

Peak #	Time [min]	Component Name	Raw Amount	Surrogate Recovery TCMX & DCBP	Multiplier	Adjusted Amount for Labowrks	Area [µV·s]
1	2.620	Int Std	100.0000	250.0000	1.0000	100.0000	1022264.53
2	3.363	% TCMX	70.4307	176.0767	1.0000	70.4307	954197.81
3	3.747	Hexachlorobenzene	0.0637	0.1592	1.0000	0.0637	1444.08
0	3.907	a-BHC	0.0000	0.0000	1.0000	0.0000	0.00
5	4.224	g-BHC	1.7665	4.4163	1.0000	1.7665	39800.16
0	4.300	b-BHC	0.0000	0.0000	1.0000	0.0000	0.00
0	4.472	d-BHC	0.0000	0.0000	1.0000	0.0000	0.00
0	4.671	Heptachlor	0.0000	0.0000	1.0000	0.0000	0.00
7	4.961	Aldrin	1.6935	4.2338	1.0000	1.6935	36069.55
0	5.546	Heptachlor epoxide	0.0000	0.0000	1.0000	0.0000	0.00
0	5.674	g-Chlordane	0.0000	0.0000	1.0000	0.0000	0.00
0	5.811	a-Chlordane	0.0000	0.0000	1.0000	0.0000	0.00
9	5.893	4,4'-DDE	0.1697	0.4243	1.0000	0.1697	2623.42
0	5.957	Endosulfan I	0.0000	0.0000	1.0000	0.0000	0.00
10	6.222	Dieldrin	1.6081	4.0202	1.0000	1.6081	30900.33
12	6.488	Endrin	50.7983	126.9958	1.0000	50.7983	847649.19
0	6.541	4,4'-DDD	0.0000	0.0000	1.0000	0.0000	0.00
0	6.741	Endosulfan II	0.0000	0.0000	1.0000	0.0000	0.00
13	6.881	4,4'-DDT	100.8693	252.1733	1.0000	100.8693	1464755.84
14	7.259	Endrin aldehyde	0.0888	0.2219	1.0000	0.0888	1344.68
0	7.459	Methoxychlor	0.0000	0.0000	1.0000	0.0000	0.00
15	7.661	Mirex	2.0645	5.1612	1.0000	2.0645	29688.69
0	7.755	Endosulfan sulfate	0.0000	0.0000	1.0000	0.0000	0.00
17	8.092	Endrin Ketone	0.5989	1.4974	1.0000	0.5989	11144.56
19	9.163	% DCBP	71.0959	177.7398	1.0000	71.0959	1078323.97
				1003.1199	25.0000	401.2480	5520206.80

Client Id: Degradation Standard

Software Version: 4.1<1L22>
Date: 8/3/2017 09:42 AM
Sample Name : deg std;14y
Data File : E:\TC2017\ECD10\08-AUG\802B012.RAW Date: 8/2/2017 12:51 PM
Sequence File: E:\TC2017\ECD10\08-AUG\PEST.SEQ Cycle: 54 Channel : B
Instrument : AUTO_ECD10 Rack/Vial: 0/9 Operator: cw
Sample Amount : 1.0000 Dilution Factor : 1.00

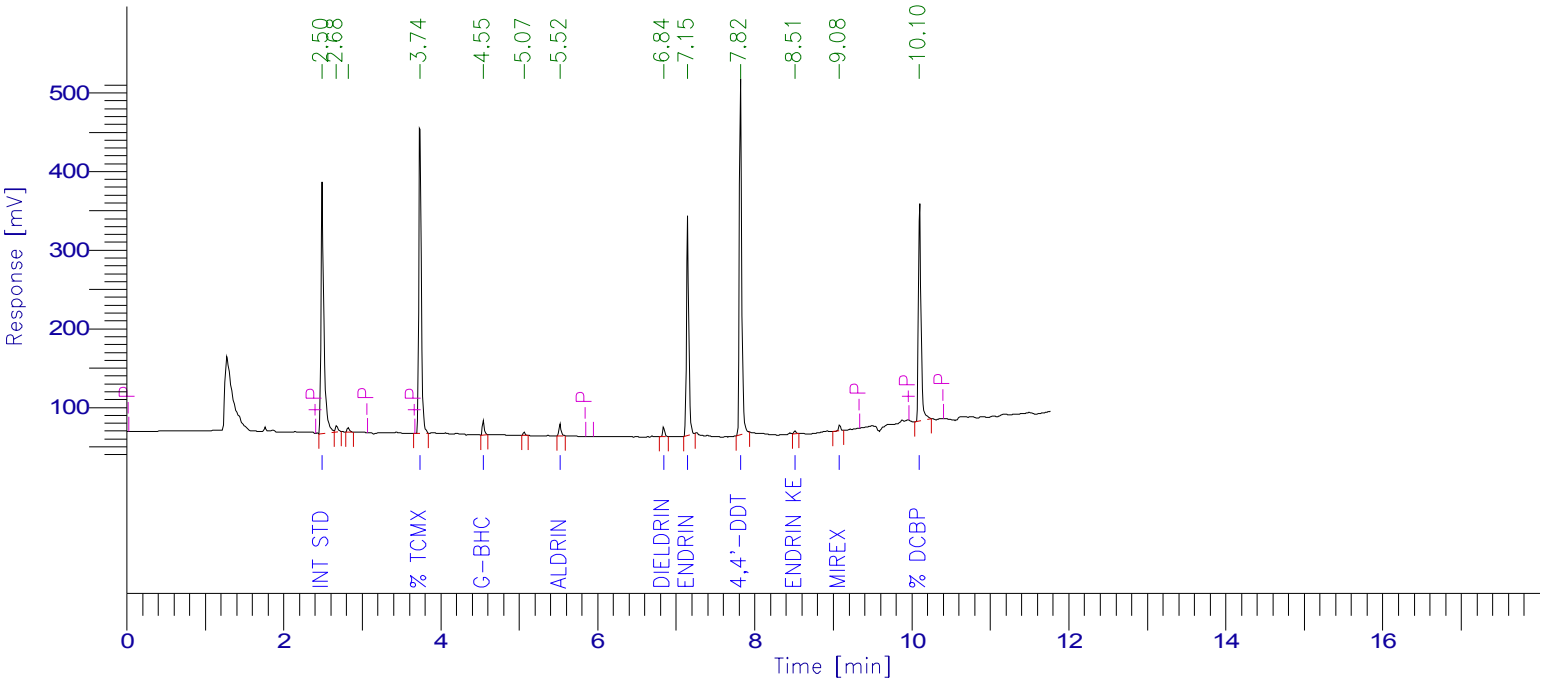

PESTICIDE REPORT

Peak #	Time [min]	Component Name	Raw Amount	Surrogate Recovery TCMX & DCBP	Multiplier	Adjusted Amount for Labowrks	Area [µV·s]
1	2.495	Int Std	100.0000	250.0000	1.0000	100.0000	858209.08
4	3.739	% TCMX	65.0004	162.5011	1.0000	65.0004	876504.33
0	4.201	a-BHC	0.0000	0.0000	1.0000	0.0000	0.00
0	4.249	Hexachlorobenzene	0.0000	0.0000	1.0000	0.0000	0.00
5	4.545	g-BHC	1.6199	4.0496	1.0000	1.6199	32101.67
0	4.749	b-BHC	0.0000	0.0000	1.0000	0.0000	0.00
0	4.991	d-BHC	0.0000	0.0000	1.0000	0.0000	0.00
0	5.155	Heptachlor	0.0000	0.0000	1.0000	0.0000	0.00
7	5.523	Aldrin	1.5120	3.7801	1.0000	1.5120	27421.98
0	6.010	Heptachlor epoxide	0.0000	0.0000	1.0000	0.0000	0.00
0	6.328	g-Chlordane	0.0000	0.0000	1.0000	0.0000	0.00
0	6.426	a-Chlordane	0.0000	0.0000	1.0000	0.0000	0.00
0	6.475	Endosulfan I	0.0000	0.0000	1.0000	0.0000	0.00
0	6.693	4,4'-DDE	0.0000	0.0000	1.0000	0.0000	0.00
8	6.840	Dieldrin	1.5299	3.8247	1.0000	1.5299	24187.32
9	7.146	Endrin	45.3547	113.3866	1.0000	45.3547	608983.08
0	7.392	4,4'-DDD	0.0000	0.0000	1.0000	0.0000	0.00
0	7.441	Endosulfan II	0.0000	0.0000	1.0000	0.0000	0.00
0	7.618	Endrin aldehyde	0.0000	0.0000	1.0000	0.0000	0.00
10	7.819	4,4'-DDT	84.6409	211.6023	1.0000	84.6409	943067.59
0	7.928	Endosulfan sulfate	0.0000	0.0000	1.0000	0.0000	0.00
0	8.447	Methoxychlor	0.0000	0.0000	1.0000	0.0000	0.00
11	8.514	Endrin Ketone	0.5317	1.3292	1.0000	0.5317	7142.86
12	9.079	Mirex	1.8127	4.5316	1.0000	1.8127	15699.16
13	10.098	% DCBP	70.1118	175.2796	1.0000	70.1118	650052.78
				930.2849	25.0000	372.1140	4043369.86

7D
PESTICIDE CALIBRATION VERIFICATION SUMMARY
Primary

Lab Name: Phoenix Environmental Client: NETC

Lab Code: Phoenix Case No.: SAS No.: SDG No.: GBY76292

GC Col A: CLP ID: 0.53 (mm) Init. Calib. Date(s): 07/24/17 07/24/17

EPA Sample No.(PIBLK): hex Date Analyzed: 08/02/17

LAB Sample ID (PIBLK): hex - 802A011 Time Analyzed: 11:07

EPA Sample No.(PEM): Date Analyzed:

LAB Sample ID (PEM): Time Analyzed:

Instrument: ECD10 File: 802A011

COMPOUND	RT	RT WINDOW FROM	RT WINDOW TO	CALC AMOUNT ppb	NOM AMOUNT ppb	% D		CF
alpha-BHC		3.97	4.07	1.0U				
beta-BHC		4.36	4.46	1.0U				
delta-BHC		4.54	4.64	3.3U				
gamma-BHC (Lindane)		4.28	4.38	1.0U				
Heptachlor		4.74	4.84	3.3U				
Aldrin		5.03	5.13	1.0U				
Heptachlor Epoxide		5.61	5.75	3.3U				
Endosulfan I		6.04	6.18	3.3U				
Dieldrin		6.30	6.44	1.0U				
4,4' -DDE		5.96	6.10	1.7U				
Endrin		6.57	6.71	3.3U				
Endosulfan II		6.84	6.98	3.3U				
4,4' -DDD		6.63	6.77	1.7U				
Endosulfan Sulfate		7.84	7.98	3.3U				
4,4' -DDT		6.97	7.11	1.7U				
Methoxychlor		7.55	7.69	3.3U				
Endrin ketone		8.17	8.31	3.3U				
Endrin Aldehyde		7.34	7.48	3.3U				
alpha-Chlordane		5.89	6.03	3.3U				
gamma-Chlordane		5.75	5.89	3.3U				

QC LIMITS:
%D must be less than or equal to 20% (*) Criteria exceeded. CF=Calibration/Response Factor
Both channels need to have the compound detected for a concentration to be reported on either channel.

FORM VII PEST

7D
PESTICIDE CALIBRATION VERIFICATION SUMMARY
Confirmation

Lab Name: Phoenix Environmental Client: NETC

Lab Code: Phoenix Case No.: SAS No.: SDG No.: GBY76292

GC Col B: rtx-440 ID: 0.32 (mm) Init. Calib. Date(s): 07/24/17 07/24/17

EPA Sample No.(PIBLK): hex Date Analyzed: 08/02/17

LAB Sample ID (PIBLK): hex - 802B011 Time Analyzed: 11:07

EPA Sample No.(PEM): Date Analyzed:

LAB Sample ID (PEM): Time Analyzed:

Instrument: ECD10 File: 802B011

COMPOUND	RT	RT WINDOW FROM	RT WINDOW TO	CALC AMOUNT ppb	NOM AMOUNT ppb	% D		CF
alpha-BHC		4.25	4.35	1.0U				
beta-BHC		4.81	4.91	1.0U				
delta-BHC		5.05	5.15	3.3U				
gamma-BHC (Lindane)		4.60	4.70	1.0U				
Heptachlor		5.22	5.32	3.3U				
Aldrin		5.59	5.69	1.0U				
Heptachlor Epoxide		6.08	6.22	3.3U				
Endosulfan I		6.55	6.69	3.3U				
Dieldrin		6.92	7.06	1.0U				
4,4' -DDE		6.77	6.91	1.7U				
Endrin		7.22	7.36	3.3U				
Endosulfan II		7.52	7.66	3.3U				
4,4' -DDD		7.47	7.61	1.7U				
Endosulfan Sulfate		8.00	8.14	3.3U				
4,4' -DDT		7.88	8.02	1.7U				
Methoxychlor		8.51	8.65	3.3U				
Endrin ketone		8.58	8.72	3.3U				
Endrin Aldehyde		7.69	7.83	3.3U				
alpha-Chlordane		6.51	6.65	3.3U				
gamma-Chlordane		6.40	6.54	3.3U				

QC LIMITS:
%D must be less than or equal to 20% (*) Criteria exceeded. CF=Calibration/Response Factor
Both channels need to have the compound detected for a concentration to be reported on either channel.

FORM VII PEST

Client Id: Continuing Blank

Software Version: 4.1<1L22>
Date: 8/3/2017 09:43 AM
Sample Name : hex
Data File : E:\TC2017\ECD10\08-AUG\802A011.RAW Date: 8/2/2017 11:07 AM
Sequence File: E:\TC2017\ECD10\08-AUG\PEST.SEQ Cycle: 53 Channel : A
Instrument : AUTO_ECD10 Rack/Vial: 0/1 Operator: cw
Sample Amount : 1.0000 Dilution Factor : 1.00

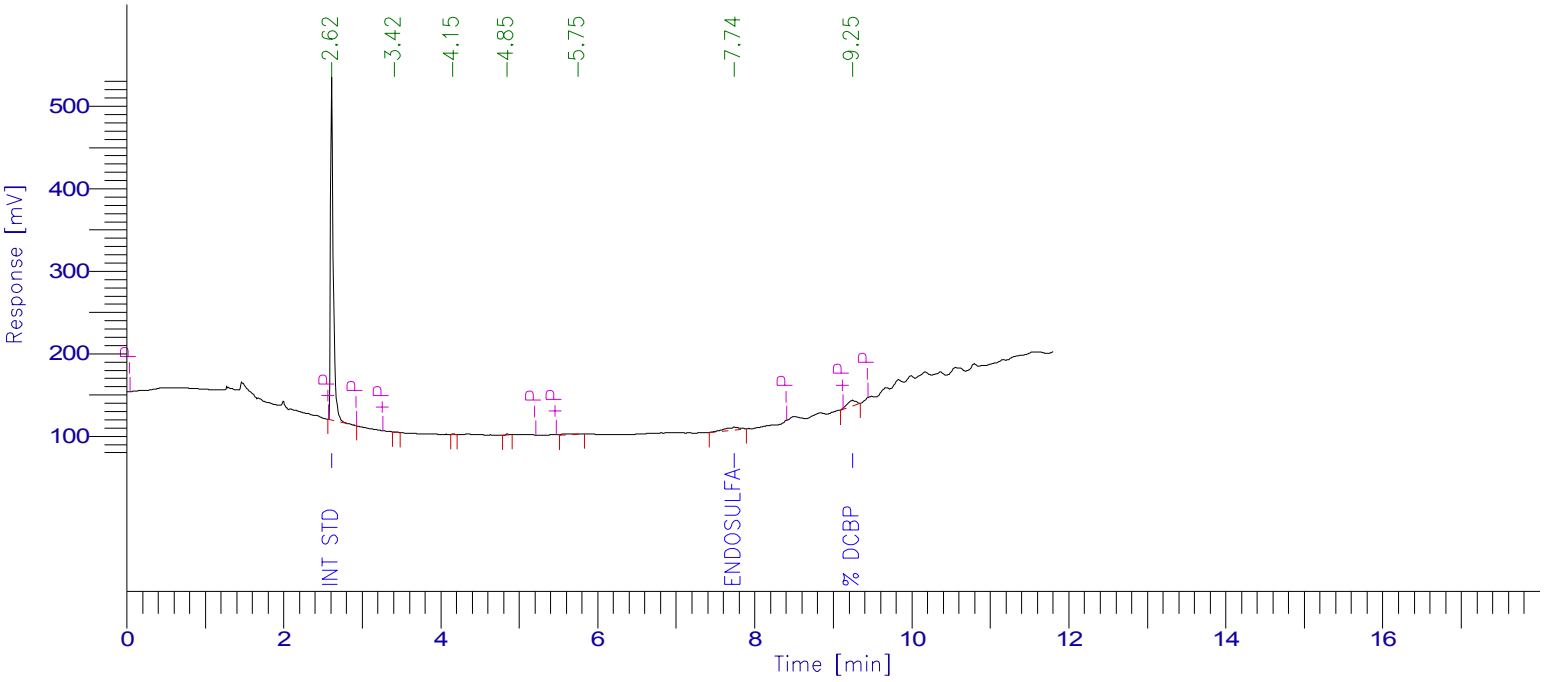

PESTICIDE REPORT

Peak #	Time [min]	Component Name	Raw Amount	Surrogate Recovery TCMX & DCBP	Multiplier	Adjusted Amount for Labowrks	Area [µV·s]
1	2.615	Int Std	100.0000	250.0000	1.0000	100.0000	1006379.87
0	3.358	% TCMX	0.0000	0.0000	1.0000	0.0000	0.00
0	3.745	Hexachlorobenzene	0.0000	0.0000	1.0000	0.0000	0.00
0	3.907	a-BHC	0.0000	0.0000	1.0000	0.0000	0.00
0	4.217	g-BHC	0.0000	0.0000	1.0000	0.0000	0.00
0	4.300	b-BHC	0.0000	0.0000	1.0000	0.0000	0.00
0	4.472	d-BHC	0.0000	0.0000	1.0000	0.0000	0.00
0	4.671	Heptachlor	0.0000	0.0000	1.0000	0.0000	0.00
0	4.955	Aldrin	0.0000	0.0000	1.0000	0.0000	0.00
0	5.546	Heptachlor epoxide	0.0000	0.0000	1.0000	0.0000	0.00
0	5.674	g-Chlordane	0.0000	0.0000	1.0000	0.0000	0.00
0	5.811	a-Chlordane	0.0000	0.0000	1.0000	0.0000	0.00
0	5.885	4,4'-DDE	0.0000	0.0000	1.0000	0.0000	0.00
0	5.957	Endosulfan I	0.0000	0.0000	1.0000	0.0000	0.00
0	6.215	Dieldrin	0.0000	0.0000	1.0000	0.0000	0.00
0	6.479	Endrin	0.0000	0.0000	1.0000	0.0000	0.00
0	6.541	4,4'-DDD	0.0000	0.0000	1.0000	0.0000	0.00
0	6.741	Endosulfan II	0.0000	0.0000	1.0000	0.0000	0.00
0	6.872	4,4'-DDT	0.0000	0.0000	1.0000	0.0000	0.00
0	7.246	Endrin aldehyde	0.0000	0.0000	1.0000	0.0000	0.00
0	7.459	Methoxychlor	0.0000	0.0000	1.0000	0.0000	0.00
0	7.650	Mirex	0.0000	0.0000	1.0000	0.0000	0.00
6	7.739	Endosulfan sulfate	2.8202	7.0505	1.0000	2.8202	46157.61
0	8.079	Endrin Ketone	0.0000	0.0000	1.0000	0.0000	0.00
7	9.245	% DCBP	4.0032	10.0080	1.0000	4.0032	59773.51
				267.0584	25.0000	106.8234	1112310.98

Client Id: Continuing Blank

Software Version: 4.1<1L22>
Date: 8/3/2017 09:42 AM
Sample Name : hex
Data File   : E:\TC2017\ECD10\08-AUG\802B011.RAW   Date: 8/2/2017 11:07 AM
Sequence File: E:\TC2017\ECD10\08-AUG\PEST.SEQ   Cycle: 53   Channel : B
Instrument   : AUTO_ECD10   Rack/Vial: 0/1   Operator: cw
Sample Amount   : 1.0000   Dilution Factor : 1.00

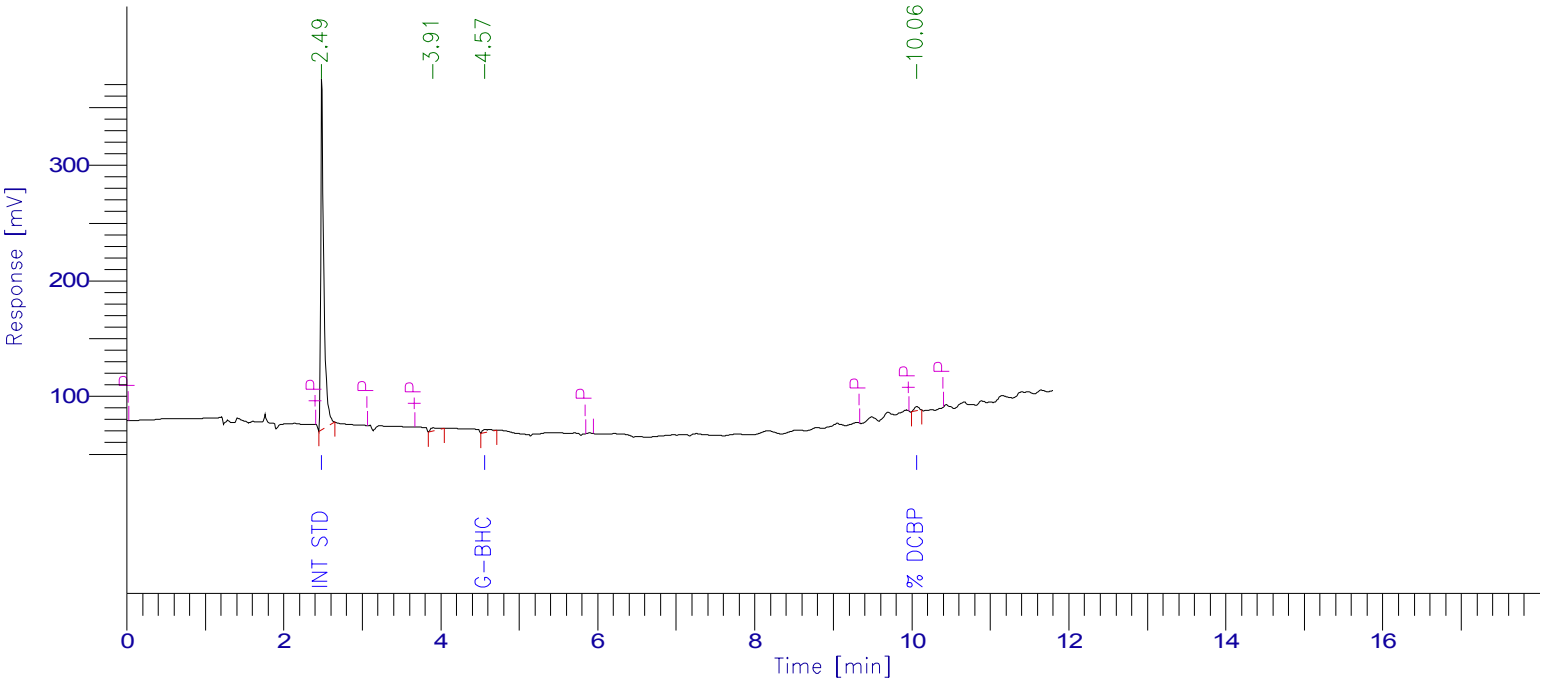

PESTICIDE REPORT

Peak #	Time [min]	Component Name	Raw Amount	Surrogate Recovery TCMX & DCBP	Multiplier	Adjusted Amount for Labowrks	Area [µV·s]
1	2.490	Int Std	100.0000	250.0000	1.0000	100.0000	870623.01
0	3.734	% TCMX	0.0000	0.0000	1.0000	0.0000	0.00
0	4.201	a-BHC	0.0000	0.0000	1.0000	0.0000	0.00
0	4.249	Hexachlorobenzene	0.0000	0.0000	1.0000	0.0000	0.00
3	4.566	g-BHC	0.8347	2.0868	1.0000	0.8347	16781.19
0	4.749	b-BHC	0.0000	0.0000	1.0000	0.0000	0.00
0	4.991	d-BHC	0.0000	0.0000	1.0000	0.0000	0.00
0	5.155	Heptachlor	0.0000	0.0000	1.0000	0.0000	0.00
0	5.518	Aldrin	0.0000	0.0000	1.0000	0.0000	0.00
0	6.010	Heptachlor epoxide	0.0000	0.0000	1.0000	0.0000	0.00
0	6.328	g-Chlordane	0.0000	0.0000	1.0000	0.0000	0.00
0	6.426	a-Chlordane	0.0000	0.0000	1.0000	0.0000	0.00
0	6.475	Endosulfan I	0.0000	0.0000	1.0000	0.0000	0.00
0	6.693	4,4'-DDE	0.0000	0.0000	1.0000	0.0000	0.00
0	6.838	Dieldrin	0.0000	0.0000	1.0000	0.0000	0.00
0	7.140	Endrin	0.0000	0.0000	1.0000	0.0000	0.00
0	7.392	4,4'-DDD	0.0000	0.0000	1.0000	0.0000	0.00
0	7.441	Endosulfan II	0.0000	0.0000	1.0000	0.0000	0.00
0	7.618	Endrin aldehyde	0.0000	0.0000	1.0000	0.0000	0.00
0	7.811	4,4'-DDT	0.0000	0.0000	1.0000	0.0000	0.00
0	7.928	Endosulfan sulfate	0.0000	0.0000	1.0000	0.0000	0.00
0	8.447	Methoxychlor	0.0000	0.0000	1.0000	0.0000	0.00
0	8.505	Endrin Ketone	0.0000	0.0000	1.0000	0.0000	0.00
0	9.069	Mirex	0.0000	0.0000	1.0000	0.0000	0.00
4	10.062	% DCBP	1.7214	4.3034	1.0000	1.7214	16190.86
				256.3902	25.0000	102.5561	903595.05

7D
PESTICIDE CALIBRATION VERIFICATION SUMMARY
Primary

Lab Name: Phoenix Environmental Client: NETC

Lab Code: Phoenix Case No.: SAS No.: SDG No.: GBY76292

GC Col A: CLP ID: 0.53 (mm) Init. Calib. Date(s): 07/24/17 07/24/17

EPA Sample No.(PIBLK): Date Analyzed:

LAB Sample ID (PIBLK): Time Analyzed:

EPA Sample No.(PEM): mix 4;16d Date Analyzed: 08/02/17

LAB Sample ID (PEM): mix 4;16d - 802A013 Time Analyzed: 13:09

Instrument: ECD10 File: 802A013

COMPOUND	RT	RT WINDOW FROM	RT WINDOW TO	RAW AMOUNT ppb	NOM AMOUNT ppb	% D		CF
alpha-BHC	3.92	3.97	4.07	46	50	8		2.314
beta-BHC	4.31	4.36	4.46	49	50	2		1.059
delta-BHC	4.48	4.54	4.64	57	50	14		2.165
gamma-BHC (Lindane)	4.23	4.28	4.38	51	50	2		2.204
Heptachlor	4.68	4.74	4.84	50	50	0		2.100
Aldrin	4.96	5.03	5.13	50	50	0		2.083
Heptachlor Epoxide	5.55	5.61	5.75	48	50	4		1.829
Endosulfan I	5.97	6.04	6.18	50	50	0		1.888
Dieldrin	6.22	6.30	6.44	50	50	0		1.880
4,4' -DDE	5.89	5.96	6.10	55	50	10		1.512
Endrin	6.49	6.57	6.71	53	50	6		1.632
Endosulfan II	6.75	6.84	6.98	51	50	2		1.637
4,4' -DDD	6.55	6.63	6.77	56	50	12		1.225
Endosulfan Sulfate	7.76	7.84	7.98	50	50	0		1.626
4,4' -DDT	6.88	6.97	7.11	56	50	12		1.421
Methoxychlor	7.47	7.55	7.69	58	50	16		0.766
Endrin ketone	8.09	8.17	8.31	50	50	0		1.820
Endrin Aldehyde	7.25	7.34	7.48	50	50	0		1.482
alpha-Chlordane	5.82	5.89	6.03	48	50	4		1.928
gamma-Chlordane	5.68	5.75	5.89	47	50	6		1.926
Decachlorobiphenyl	9.16	9.20	9.40	75	80	6		1.484
Tetrachloro-m-xylene	3.37	3.42	3.52	75	80	6		1.325

QC LIMITS:
%D must be less than or equal to 20% (*) Criteria exceeded. CF=Calibration/Response Factor

FORM VII PEST

7D
PESTICIDE CALIBRATION VERIFICATION SUMMARY
Confirmation

Lab Name: Phoenix Environmental Client: NETC

Lab Code: Phoenix Case No.: SAS No.: SDG No.: GBY76292

GC Col B: rtx-440 ID: 0.32 (mm) Init. Calib. Date(s): 07/24/17 07/24/17

EPA Sample No.(PIBLK): Date Analyzed:

LAB Sample ID (PIBLK): Time Analyzed:

EPA Sample No.(PEM): mix 4;16d Date Analyzed: 08/02/17

LAB Sample ID (PEM): mix 4;16d - 802B013 Time Analyzed: 13:09

Instrument: ECD10 File: 802B013

COMPOUND	RT	RT WINDOW FROM	RT WINDOW TO	RAW AMOUNT ppb	NOM AMOUNT ppb	% D		CF
alpha-BHC	4.21	4.25	4.35	43	50	14		2.662
beta-BHC	4.76	4.81	4.91	44	50	12		1.115
delta-BHC	5.00	5.05	5.15	46	50	8		2.314
gamma-BHC (Lindane)	4.55	4.60	4.70	46	50	8		2.309
Heptachlor	5.17	5.22	5.32	46	50	8		1.858
Aldrin	5.53	5.59	5.69	45	50	10		2.113
Heptachlor Epoxide	6.02	6.08	6.22	47	50	6		1.791
Endosulfan I	6.49	6.55	6.69	45	50	10		1.678
Dieldrin	6.85	6.92	7.06	45	50	10		1.842
4,4' -DDE	6.70	6.77	6.91	46	50	8		1.703
Endrin	7.15	7.22	7.36	50	50	0		1.565
Endosulfan II	7.45	7.52	7.66	50	50	0		1.503
4,4' -DDD	7.40	7.47	7.61	44	50	12		1.337
Endosulfan Sulfate	7.94	8.00	8.14	46	50	8		1.408
4,4' -DDT	7.82	7.88	8.02	48	50	4		1.298
Methoxychlor	8.46	8.51	8.65	45	50	10		0.662
Endrin ketone	8.52	8.58	8.72	47	50	6		1.565
Endrin Aldehyde	7.63	7.69	7.83	47	50	6		1.315
alpha-Chlordane	6.44	6.51	6.65	46	50	8		1.814
gamma-Chlordane	6.34	6.40	6.54	45	50	10		1.897
Decachlorobiphenyl	10.10	10.13	10.33	73	80	9		1.080
Tetrachloro-m-xylene	3.75	3.78	3.88	71	80	11		1.571

QC LIMITS:
%D must be less than or equal to 20% (*) Criteria exceeded. CF=Calibration/Response Factor

FORM VII PEST

Client Id: Continuing Calibration

Software Version: 4.1<1L22>
Date: 8/3/2017 09:43 AM
Sample Name : mix 4;16d
Data File : E:\TC2017\ECD10\08-AUG\802A013.RAW Date: 8/2/2017 01:09 PM
Sequence File: E:\TC2017\ECD10\08-AUG\PEST.SEQ Cycle: 55 Channel : A
Instrument : AUTO_ECD10 Rack/Vial: 0/10 Operator: cw
Sample Amount : 1.0000 Dilution Factor : 1.00

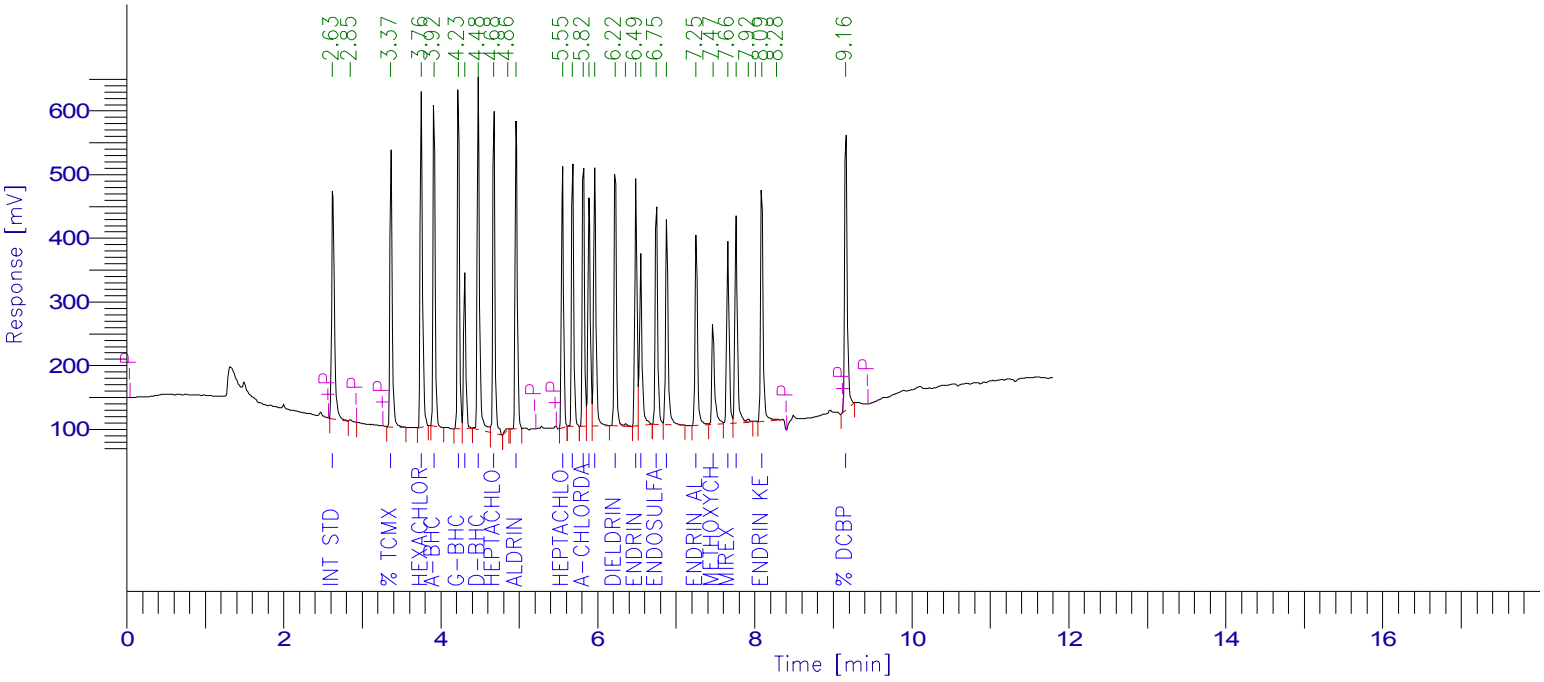

PESTICIDE REPORT

Peak #	Time [min]	Component Name	Raw Amount	Surrogate Recovery TCMX & DCBP	Multiplier	Adjusted Amount for Labowrks	Area [µV·s]
1	2.629	Int Std	100.0000	250.0000	1.0000	100.0000	891952.67
3	3.371	% TCMX	75.1640	187.9100	1.0000	75.1640	888515.13
4	3.756	Hexachlorobenzene	53.8463	134.6156	1.0000	53.8463	1065301.14
5	3.918	a-BHC	46.0031	115.0079	1.0000	46.0031	949622.77
6	4.227	g-BHC	50.6633	126.6584	1.0000	50.6633	995958.93
7	4.310	b-BHC	48.5493	121.3732	1.0000	48.5493	458468.50
8	4.482	d-BHC	56.8807	142.2018	1.0000	56.8807	1098397.16
9	4.680	Heptachlor	50.4244	126.0611	1.0000	50.4244	944406.49
11	4.964	Aldrin	49.8330	124.5825	1.0000	49.8330	926075.81
12	5.554	Heptachlor epoxide	47.5351	118.8377	1.0000	47.5351	775392.56
13	5.683	g-Chlordane	47.0722	117.6804	1.0000	47.0722	808707.13
14	5.820	a-Chlordane	48.3756	120.9390	1.0000	48.3756	832123.10
15	5.892	4,4'-DDE	54.9622	137.4056	1.0000	54.9622	741247.11
16	5.965	Endosulfan I	49.8714	124.6784	1.0000	49.8714	839905.83
17	6.223	Dieldrin	49.5960	123.9900	1.0000	49.5960	831543.56
19	6.487	Endrin	52.7516	131.8789	1.0000	52.7516	768034.70
20	6.549	4,4'-DDD	56.4176	141.0439	1.0000	56.4176	616223.74
21	6.749	Endosulfan II	51.1263	127.8158	1.0000	51.1263	746674.86
22	6.880	4,4'-DDT	56.4704	141.1759	1.0000	56.4704	715492.75
23	7.254	Endrin aldehyde	50.4845	126.2113	1.0000	50.4845	667293.52
24	7.468	Methoxychlor	57.8505	144.6263	1.0000	57.8505	395329.09
25	7.658	Mirex	49.3113	123.2782	1.0000	49.3113	618736.19
26	7.764	Endosulfan sulfate	49.6975	124.2438	1.0000	49.6975	720907.78
29	8.089	Endrin Ketone	50.1744	125.4361	1.0000	50.1744	814587.17
31	9.159	% DCBP	74.8341	187.0852	1.0000	74.8341	990335.77
				3444.7371	25.0000	1377.8948	20101233.45

Client Id: Continuing Calibration

Software Version: 4.1<1L22>
Date: 8/3/2017 09:42 AM
Sample Name : mix 4;16d
Data File : E:\TC2017\ECD10\08-AUG\802B013.RAW Date: 8/2/2017 01:09 PM
Sequence File: E:\TC2017\ECD10\08-AUG\PEST.SEQ Cycle: 55 Channel : B
Instrument : AUTO_ECD10 Rack/Vial: 0/10 Operator: cw
Sample Amount : 1.0000 Dilution Factor : 1.00

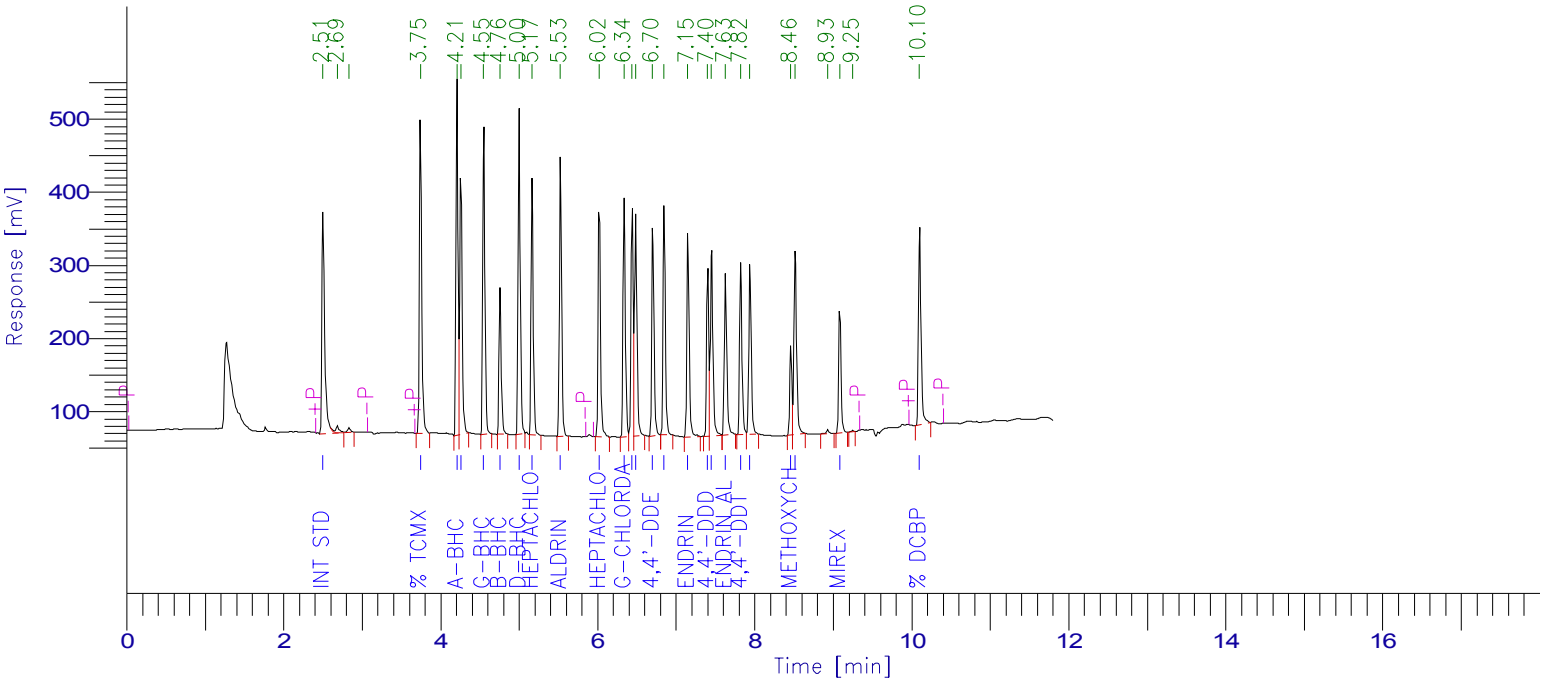

PESTICIDE REPORT

Peak #	Time [min]	Component Name	Raw Amount	Surrogate Recovery TCMX & DCBP	Multiplier	Adjusted Amount for Labowrks	Area [µV·s]
1	2.506	Int Std	100.0000	250.0000	1.0000	100.0000	782481.16
4	3.745	% TCMX	70.6025	176.5063	1.0000	70.6025	868038.09
5	4.211	a-BHC	42.9836	107.4589	1.0000	42.9836	895182.81
6	4.259	Hexachlorobenzene	54.3840	135.9599	1.0000	54.3840	736379.12
7	4.551	g-BHC	45.7373	114.3431	1.0000	45.7373	826421.08
8	4.760	b-BHC	43.9134	109.7835	1.0000	43.9134	383060.60
9	5.001	d-BHC	46.3800	115.9501	1.0000	46.3800	839876.55
10	5.166	Heptachlor	45.6653	114.1634	1.0000	45.6653	664081.86
11	5.528	Aldrin	44.9220	112.3049	1.0000	44.9220	742801.33
12	6.020	Heptachlor epoxide	47.2146	118.0365	1.0000	47.2146	661655.12
13	6.338	g-Chlordane	44.8850	112.2124	1.0000	44.8850	666425.03
14	6.441	a-Chlordane	45.5970	113.9924	1.0000	45.5970	647237.43
15	6.485	Endosulfan I	45.3728	113.4321	1.0000	45.3728	595701.04
16	6.702	4,4'-DDE	46.0264	115.0661	1.0000	46.0264	613445.59
17	6.848	Dieldrin	45.0371	112.5928	1.0000	45.0371	649207.83
18	7.150	Endrin	50.3933	125.9832	1.0000	50.3933	616931.22
19	7.402	4,4'-DDD	44.0979	110.2447	1.0000	44.0979	461408.93
20	7.451	Endosulfan II	50.3861	125.9653	1.0000	50.3861	592572.46
21	7.628	Endrin aldehyde	46.9487	117.3717	1.0000	46.9487	483266.52
22	7.822	4,4'-DDT	47.9443	119.8606	1.0000	47.9443	487057.05
23	7.940	Endosulfan sulfate	45.7481	114.3703	1.0000	45.7481	504101.49
24	8.458	Methoxychlor	44.8583	112.1459	1.0000	44.8583	232422.03
25	8.516	Endrin Ketone	47.3478	118.3695	1.0000	47.3478	579979.40
27	9.081	Mirex	46.1002	115.2506	1.0000	46.1002	364036.31
29	10.098	% DCBP	72.9767	182.4418	1.0000	72.9767	616910.80
				3163.8061	25.0000	1265.5224	15510680.87

7D
PESTICIDE CALIBRATION VERIFICATION SUMMARY
Primary

Lab Name: Phoenix Environmental Client: NETC

Lab Code: Phoenix Case No.: SAS No.: SDG No.: GBY76292

GC Col A: CLP ID: 0.53 (mm) Init. Calib. Date(s): 07/24/17 07/24/17

EPA Sample No.(PIBLK): hex Date Analyzed: 08/02/17

LAB Sample ID (PIBLK): hex - 802A025 Time Analyzed: 18:49

EPA Sample No.(PEM): Date Analyzed:

LAB Sample ID (PEM): Time Analyzed:

Instrument: ECD10 File: 802A025

COMPOUND	RT	RT WINDOW FROM	RT WINDOW TO	CALC AMOUNT ppb	NOM AMOUNT ppb	% D		CF
alpha-BHC		3.97	4.07	1.0U				
beta-BHC		4.36	4.46	1.0U				
delta-BHC		4.54	4.64	3.3U				
gamma-BHC (Lindane)		4.28	4.38	1.0U				
Heptachlor		4.74	4.84	3.3U				
Aldrin		5.03	5.13	1.0U				
Heptachlor Epoxide		5.61	5.75	3.3U				
Endosulfan I		6.04	6.18	3.3U				
Dieldrin		6.30	6.44	1.0U				
4,4' -DDE		5.96	6.10	1.7U				
Endrin		6.57	6.71	3.3U				
Endosulfan II		6.84	6.98	3.3U				
4,4' -DDD		6.63	6.77	1.7U				
Endosulfan Sulfate		7.84	7.98	3.3U				
4,4' -DDT		6.97	7.11	1.7U				
Methoxychlor		7.55	7.69	3.3U				
Endrin ketone		8.17	8.31	3.3U				
Endrin Aldehyde		7.34	7.48	3.3U				
alpha-Chlordane		5.89	6.03	3.3U				
gamma-Chlordane		5.75	5.89	3.3U				

QC LIMITS:
%D must be less than or equal to 20% (*) Criteria exceeded. CF=Calibration/Response Factor
Both channels need to have the compound detected for a concentration to be reported on either channel.

FORM VII PEST

7D
PESTICIDE CALIBRATION VERIFICATION SUMMARY
Confirmation

Lab Name: Phoenix Environmental Client: NETC

Lab Code: Phoenix Case No.: SAS No.: SDG No.: GBY76292

GC Col B: rtx-440 ID: 0.32 (mm) Init. Calib. Date(s): 07/24/17 07/24/17

EPA Sample No.(PIBLK): hex Date Analyzed: 08/02/17

LAB Sample ID (PIBLK): hex - 802B025 Time Analyzed: 18:49

EPA Sample No.(PEM): Date Analyzed:

LAB Sample ID (PEM): Time Analyzed:

Instrument: ECD10 File: 802B025

COMPOUND	RT	RT WINDOW FROM	RT WINDOW TO	CALC AMOUNT ppb	NOM AMOUNT ppb	% D		CF
alpha-BHC		4.25	4.35	1.0U				
beta-BHC		4.81	4.91	1.0U				
delta-BHC		5.05	5.15	3.3U				
gamma-BHC (Lindane)		4.60	4.70	1.0U				
Heptachlor		5.22	5.32	3.3U				
Aldrin		5.59	5.69	1.0U				
Heptachlor Epoxide		6.08	6.22	3.3U				
Endosulfan I		6.55	6.69	3.3U				
Dieldrin		6.92	7.06	1.0U				
4,4' -DDE		6.77	6.91	1.7U				
Endrin		7.22	7.36	3.3U				
Endosulfan II		7.52	7.66	3.3U				
4,4' -DDD		7.47	7.61	1.7U				
Endosulfan Sulfate		8.00	8.14	3.3U				
4,4' -DDT		7.88	8.02	1.7U				
Methoxychlor		8.51	8.65	3.3U				
Endrin ketone		8.58	8.72	3.3U				
Endrin Aldehyde		7.69	7.83	3.3U				
alpha-Chlordane		6.51	6.65	3.3U				
gamma-Chlordane		6.40	6.54	3.3U				

QC LIMITS:
%D must be less than or equal to 20% (*) Criteria exceeded. CF=Calibration/Response Factor
Both channels need to have the compound detected for a concentration to be reported on either channel.

FORM VII PEST

Client Id: Continuing Blank

Software Version: 4.1<1L22>
Date: 8/3/2017 09:43 AM
Sample Name : hex
Data File : E:\TC2017\ECD10\08-AUG\802A025.RAW Date: 8/2/2017 06:49 PM
Sequence File: E:\TC2017\ECD10\08-AUG\PEST.SEQ Cycle: 67 Channel : A
Instrument : AUTO_ECD10 Rack/Vial: 0/1 Operator:
Sample Amount : 1.0000 Dilution Factor : 1.00

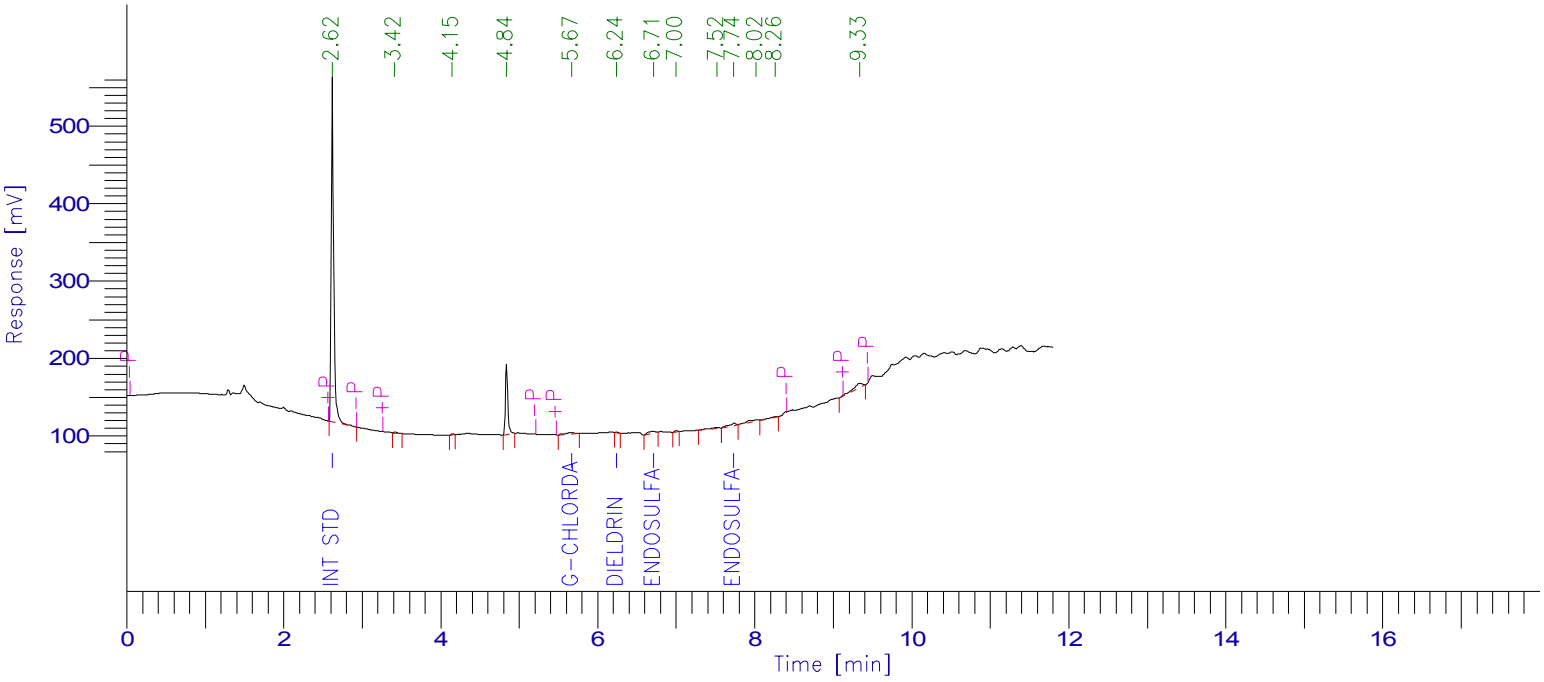

PESTICIDE REPORT

Peak #	Time [min]	Component Name	Raw Amount	Surrogate Recovery TCMX & DCBP	Multiplier	Adjusted Amount for Labowrks	Area [µV·s]
1	2.624	Int Std	100.0000	250.0000	1.0000	100.0000	966494.52
0	3.358	% TCMX	0.0000	0.0000	1.0000	0.0000	0.00
0	3.745	Hexachlorobenzene	0.0000	0.0000	1.0000	0.0000	0.00
0	3.907	a-BHC	0.0000	0.0000	1.0000	0.0000	0.00
0	4.217	g-BHC	0.0000	0.0000	1.0000	0.0000	0.00
0	4.300	b-BHC	0.0000	0.0000	1.0000	0.0000	0.00
0	4.472	d-BHC	0.0000	0.0000	1.0000	0.0000	0.00
0	4.671	Heptachlor	0.0000	0.0000	1.0000	0.0000	0.00
0	4.955	Aldrin	0.0000	0.0000	1.0000	0.0000	0.00
0	5.546	Heptachlor epoxide	0.0000	0.0000	1.0000	0.0000	0.00
5	5.670	g-Chlordane	0.9639	2.4098	1.0000	0.9639	17944.38
0	5.811	a-Chlordane	0.0000	0.0000	1.0000	0.0000	0.00
0	5.885	4,4'-DDE	0.0000	0.0000	1.0000	0.0000	0.00
0	5.957	Endosulfan I	0.0000	0.0000	1.0000	0.0000	0.00
6	6.240	Dieldrin	0.0922	0.2304	1.0000	0.0922	1674.56
0	6.479	Endrin	0.0000	0.0000	1.0000	0.0000	0.00
0	6.541	4,4'-DDD	0.0000	0.0000	1.0000	0.0000	0.00
7	6.711	Endosulfan II	1.1273	2.8183	1.0000	1.1273	17840.02
0	6.872	4,4'-DDT	0.0000	0.0000	1.0000	0.0000	0.00
0	7.246	Endrin aldehyde	0.0000	0.0000	1.0000	0.0000	0.00
0	7.459	Methoxychlor	0.0000	0.0000	1.0000	0.0000	0.00
0	7.650	Mirex	0.0000	0.0000	1.0000	0.0000	0.00
10	7.735	Endosulfan sulfate	1.3105	3.2762	1.0000	1.3105	20598.41
0	8.079	Endrin Ketone	0.0000	0.0000	1.0000	0.0000	0.00
0	9.150	% DCBP	0.0000	0.0000	1.0000	0.0000	0.00
				258.7348	25.0000	103.4939	1024551.89

Client Id: Continuing Blank

Software Version: 4.1<1L22>
Date: 8/3/2017 09:42 AM
Sample Name : hex
Data File : E:\TC2017\ECD10\08-AUG\802B025.RAW Date: 8/2/2017 06:49 PM
Sequence File: E:\TC2017\ECD10\08-AUG\PEST.SEQ Cycle: 67 Channel : B
Instrument : AUTO_ECD10 Rack/Vial: 0/1 Operator:
Sample Amount : 1.0000 Dilution Factor : 1.00

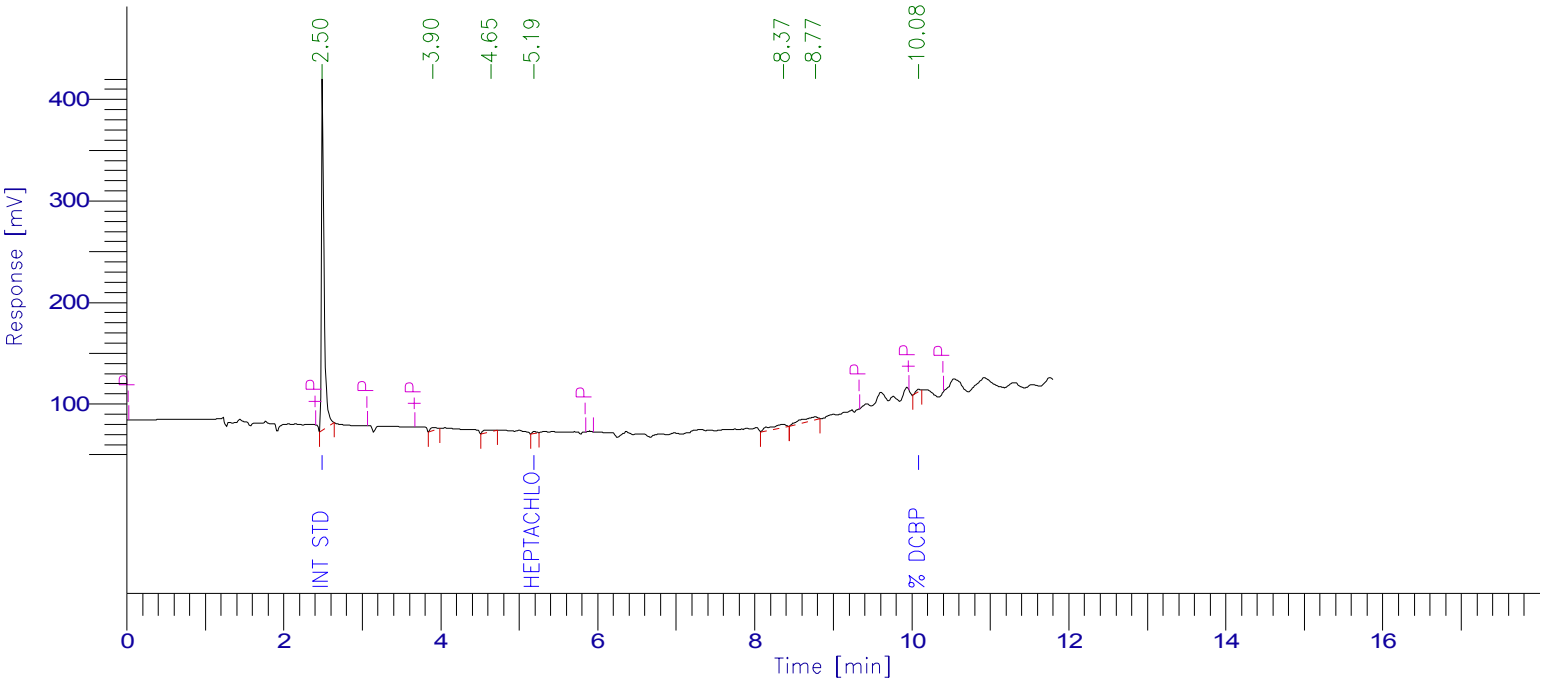

PESTICIDE REPORT

Peak #	Time [min]	Component Name	Raw Amount	Surrogate Recovery TCMX & DCBP	Multiplier	Adjusted Amount for Labowrks	Area [µV·s]
1	2.499	Int Std	100.0000	250.0000	1.0000	100.0000	839289.95
0	3.734	% TCMX	0.0000	0.0000	1.0000	0.0000	0.00
0	4.201	a-BHC	0.0000	0.0000	1.0000	0.0000	0.00
0	4.249	Hexachlorobenzene	0.0000	0.0000	1.0000	0.0000	0.00
0	4.541	g-BHC	0.0000	0.0000	1.0000	0.0000	0.00
0	4.749	b-BHC	0.0000	0.0000	1.0000	0.0000	0.00
0	4.991	d-BHC	0.0000	0.0000	1.0000	0.0000	0.00
4	5.187	Heptachlor	0.5011	1.2527	1.0000	0.5011	7816.09
0	5.518	Aldrin	0.0000	0.0000	1.0000	0.0000	0.00
0	6.010	Heptachlor epoxide	0.0000	0.0000	1.0000	0.0000	0.00
0	6.328	g-Chlordane	0.0000	0.0000	1.0000	0.0000	0.00
0	6.426	a-Chlordane	0.0000	0.0000	1.0000	0.0000	0.00
0	6.475	Endosulfan I	0.0000	0.0000	1.0000	0.0000	0.00
0	6.693	4,4'-DDE	0.0000	0.0000	1.0000	0.0000	0.00
0	6.838	Dieldrin	0.0000	0.0000	1.0000	0.0000	0.00
0	7.140	Endrin	0.0000	0.0000	1.0000	0.0000	0.00
0	7.392	4,4'-DDD	0.0000	0.0000	1.0000	0.0000	0.00
0	7.441	Endosulfan II	0.0000	0.0000	1.0000	0.0000	0.00
0	7.618	Endrin aldehyde	0.0000	0.0000	1.0000	0.0000	0.00
0	7.811	4,4'-DDT	0.0000	0.0000	1.0000	0.0000	0.00
0	7.928	Endosulfan sulfate	0.0000	0.0000	1.0000	0.0000	0.00
0	8.447	Methoxychlor	0.0000	0.0000	1.0000	0.0000	0.00
0	8.505	Endrin Ketone	0.0000	0.0000	1.0000	0.0000	0.00
0	9.069	Mirex	0.0000	0.0000	1.0000	0.0000	0.00
7	10.084	% DCBP	1.3606	3.4016	1.0000	1.3606	12337.26
				254.6543	25.0000	101.8617	859443.30

7D
PESTICIDE CALIBRATION VERIFICATION SUMMARY
Primary

Lab Name: Phoenix Environmental Client: NETC

Lab Code: Phoenix Case No.: SAS No.: SDG No.: GBY76292

GC Col A: CLP ID: 0.53 (mm) Init. Calib. Date(s): 07/24/17 07/24/17

EPA Sample No.(PIBLK): Date Analyzed:

LAB Sample ID (PIBLK): Time Analyzed:

EPA Sample No.(PEM): mix 4;16d Date Analyzed: 08/02/17

LAB Sample ID (PEM): mix 4;16d - 802A026 Time Analyzed: 19:07

Instrument: ECD10 File: 802A026

COMPOUND	RT	RT WINDOW FROM	RT WINDOW TO	RAW AMOUNT ppb	NOM AMOUNT ppb	% D		CF
alpha-BHC	3.92	3.97	4.07	53	50	6		2.314
beta-BHC	4.31	4.36	4.46	49	50	2		1.059
delta-BHC	4.48	4.54	4.64	53	50	6		2.165
gamma-BHC (Lindane)	4.22	4.28	4.38	52	50	4		2.204
Heptachlor	4.68	4.74	4.84	53	50	6		2.100
Aldrin	4.96	5.03	5.13	52	50	4		2.083
Heptachlor Epoxide	5.55	5.61	5.75	52	50	4		1.829
Endosulfan I	5.96	6.04	6.18	52	50	4		1.888
Dieldrin	6.22	6.30	6.44	50	50	0		1.880
4,4' -DDE	5.89	5.96	6.10	53	50	6		1.512
Endrin	6.48	6.57	6.71	55	50	10		1.632
Endosulfan II	6.74	6.84	6.98	53	50	6		1.637
4,4' -DDD	6.54	6.63	6.77	56	50	12		1.225
Endosulfan Sulfate	7.76	7.84	7.98	49	50	2		1.626
4,4' -DDT	6.88	6.97	7.11	57	50	14		1.421
Methoxychlor	7.46	7.55	7.69	55	50	10		0.766
Endrin ketone	8.08	8.17	8.31	50	50	0		1.820
Endrin Aldehyde	7.25	7.34	7.48	50	50	0		1.482
alpha-Chlordane	5.82	5.89	6.03	50	50	0		1.928
gamma-Chlordane	5.68	5.75	5.89	51	50	2		1.926
Decachlorobiphenyl	9.16	9.20	9.40	79	80	1		1.484
Tetrachloro-m-xylene	3.37	3.42	3.52	76	80	5		1.325

QC LIMITS:
%D must be less than or equal to 20% (*) Criteria exceeded. CF=Calibration/Response Factor

FORM VII PEST

7D
PESTICIDE CALIBRATION VERIFICATION SUMMARY
Confirmation

Lab Name: Phoenix Environmental Client: NETC

Lab Code: Phoenix Case No.: SAS No.: SDG No.: GBY76292

GC Col B: rtx-440 ID: 0.32 (mm) Init. Calib. Date(s): 07/24/17 07/24/17

EPA Sample No.(PIBLK): Date Analyzed:

LAB Sample ID (PIBLK): Time Analyzed:

EPA Sample No.(PEM): mix 4;16d Date Analyzed: 08/02/17

LAB Sample ID (PEM): mix 4;16d - 802B026 Time Analyzed: 19:07

Instrument: ECD10 File: 802B026

COMPOUND	RT	RT WINDOW FROM	RT WINDOW TO	RAW AMOUNT ppb	NOM AMOUNT ppb	% D		CF
alpha-BHC	4.21	4.25	4.35	45	50	10		2.662
beta-BHC	4.76	4.81	4.91	44	50	12		1.115
delta-BHC	5.00	5.05	5.15	46	50	8		2.314
gamma-BHC (Lindane)	4.55	4.60	4.70	46	50	8		2.309
Heptachlor	5.16	5.22	5.32	47	50	6		1.858
Aldrin	5.53	5.59	5.69	46	50	8		2.113
Heptachlor Epoxide	6.02	6.08	6.22	47	50	6		1.791
Endosulfan I	6.48	6.55	6.69	50	50	0		1.678
Dieldrin	6.84	6.92	7.06	44	50	12		1.842
4,4' -DDE	6.70	6.77	6.91	46	50	8		1.703
Endrin	7.15	7.22	7.36	49	50	2		1.565
Endosulfan II	7.45	7.52	7.66	48	50	4		1.503
4,4' -DDD	7.40	7.47	7.61	45	50	10		1.337
Endosulfan Sulfate	7.94	8.00	8.14	42	50	16		1.408
4,4' -DDT	7.82	7.88	8.02	43	50	14		1.298
Methoxychlor	8.45	8.51	8.65	43	50	14		0.662
Endrin ketone	8.51	8.58	8.72	47	50	6		1.565
Endrin Aldehyde	7.62	7.69	7.83	43	50	14		1.315
alpha-Chlordane	6.44	6.51	6.65	42	50	16		1.814
gamma-Chlordane	6.34	6.40	6.54	46	50	8		1.897
Decachlorobiphenyl	10.10	10.13	10.33	72	80	10		1.080
Tetrachloro-m-xylene	3.74	3.78	3.88	72	80	10		1.571

QC LIMITS:
%D must be less than or equal to 20% (*) Criteria exceeded. CF=Calibration/Response Factor

FORM VII PEST

Client Id: Continuing Calibration

Software Version: 4.1<1L22>
Date: 8/3/2017 09:43 AM
Sample Name : mix 4;16d
Data File : E:\TC2017\ECD10\08-AUG\802A026.RAW Date: 8/2/2017 07:07 PM
Sequence File: E:\TC2017\ECD10\08-AUG\PEST.SEQ Cycle: 68 Channel : A
Instrument : AUTO_ECD10 Rack/Vial: 0/21 Operator:
Sample Amount : 1.0000 Dilution Factor : 1.00

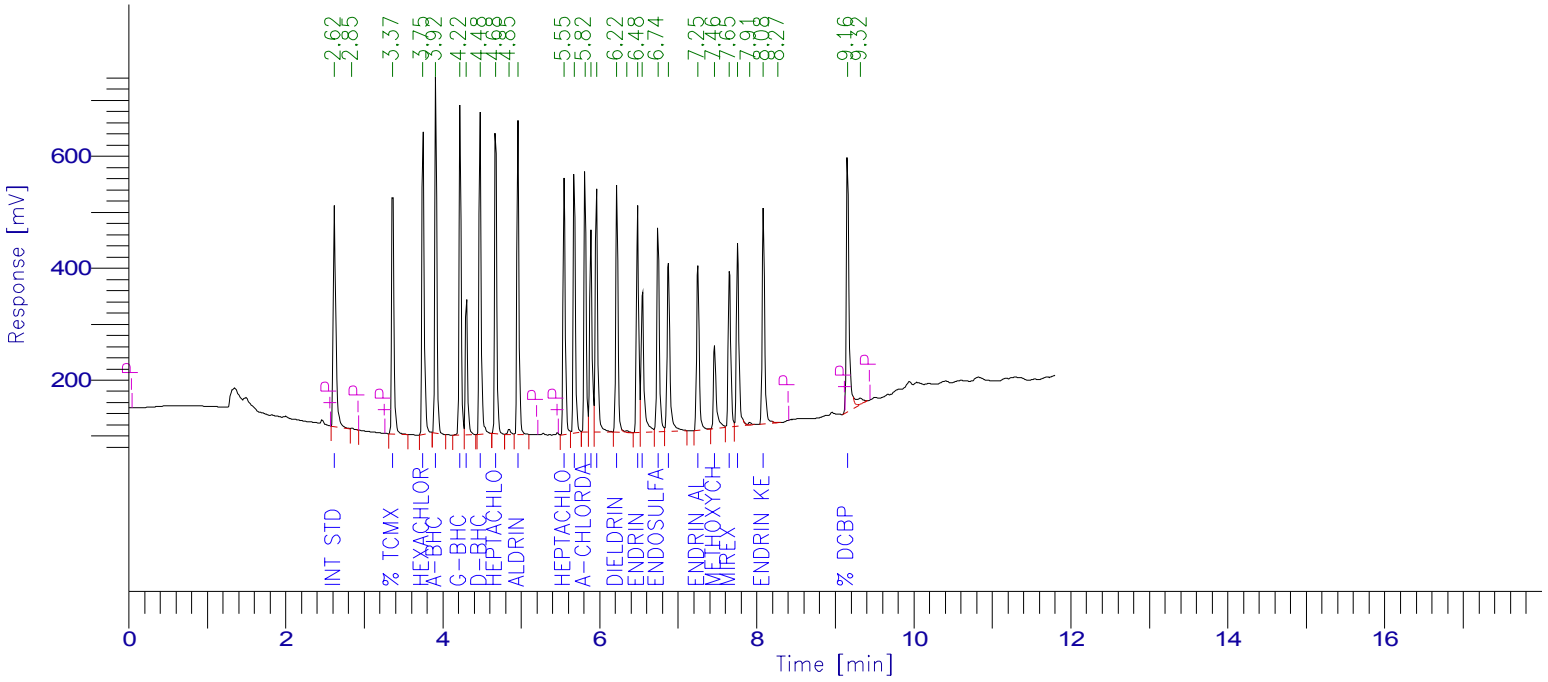

PESTICIDE REPORT

Peak #	Time [min]	Component Name	Raw Amount	Surrogate Recovery TCMX & DCBP	Multiplier	Adjusted Amount for Labowrks	Area [µV·s]
1	2.624	Int Std	100.0000	250.0000	1.0000	100.0000	927755.11
3	3.365	% TCMX	75.9089	189.7723	1.0000	75.9089	933338.77
4	3.753	Hexachlorobenzene	53.6502	134.1255	1.0000	53.6502	1104026.81
5	3.915	a-BHC	53.4632	133.6580	1.0000	53.4632	1147915.95
6	4.224	g-BHC	51.6130	129.0326	1.0000	51.6130	1055354.76
7	4.306	b-BHC	49.2004	123.0010	1.0000	49.2004	483266.93
8	4.479	d-BHC	53.1055	132.7638	1.0000	53.1055	1066658.78
9	4.676	Heptachlor	52.6667	131.6666	1.0000	52.6667	1025995.01
11	4.961	Aldrin	51.8605	129.6512	1.0000	51.8605	1002438.42
12	5.549	Heptachlor epoxide	52.2998	130.7494	1.0000	52.2998	887357.92
13	5.677	g-Chlordane	51.3431	128.3578	1.0000	51.3431	917489.51
14	5.815	a-Chlordane	50.2525	125.6312	1.0000	50.2525	899104.38
15	5.889	4,4'-DDE	53.2759	133.1897	1.0000	53.2759	747344.39
16	5.961	Endosulfan I	52.2543	130.6357	1.0000	52.2543	915361.31
17	6.219	Dieldrin	50.3298	125.8246	1.0000	50.3298	877718.79
19	6.483	Endrin	54.5391	136.3477	1.0000	54.5391	825932.98
20	6.544	4,4'-DDD	56.3716	140.9290	1.0000	56.3716	640436.37
21	6.744	Endosulfan II	52.9426	132.3565	1.0000	52.9426	804236.48
22	6.875	4,4'-DDT	57.4742	143.6856	1.0000	57.4742	757441.97
23	7.249	Endrin aldehyde	49.8241	124.5602	1.0000	49.8241	684998.21
24	7.463	Methoxychlor	55.0190	137.5475	1.0000	55.0190	391071.12
25	7.653	Mirex	48.6316	121.5791	1.0000	48.6316	634701.48
26	7.758	Endosulfan sulfate	48.8192	122.0480	1.0000	48.8192	736592.44
28	8.084	Endrin Ketone	49.6495	124.1238	1.0000	49.6495	838420.56
30	9.155	% DCBP	78.7069	196.7672	1.0000	78.7069	1083395.98
			3508.0041		25.0000	1403.2016	21388354.42

Client Id: Continuing Calibration

Software Version: 4.1<1L22>
Date: 8/3/2017 09:42 AM
Sample Name : mix 4;16d
Data File : E:\TC2017\ECD10\08-AUG\802B026.RAW Date: 8/2/2017 07:07 PM
Sequence File: E:\TC2017\ECD10\08-AUG\PEST.SEQ Cycle: 68 Channel : B
Instrument : AUTO_ECD10 Rack/Vial: 0/21 Operator:
Sample Amount : 1.0000 Dilution Factor : 1.00

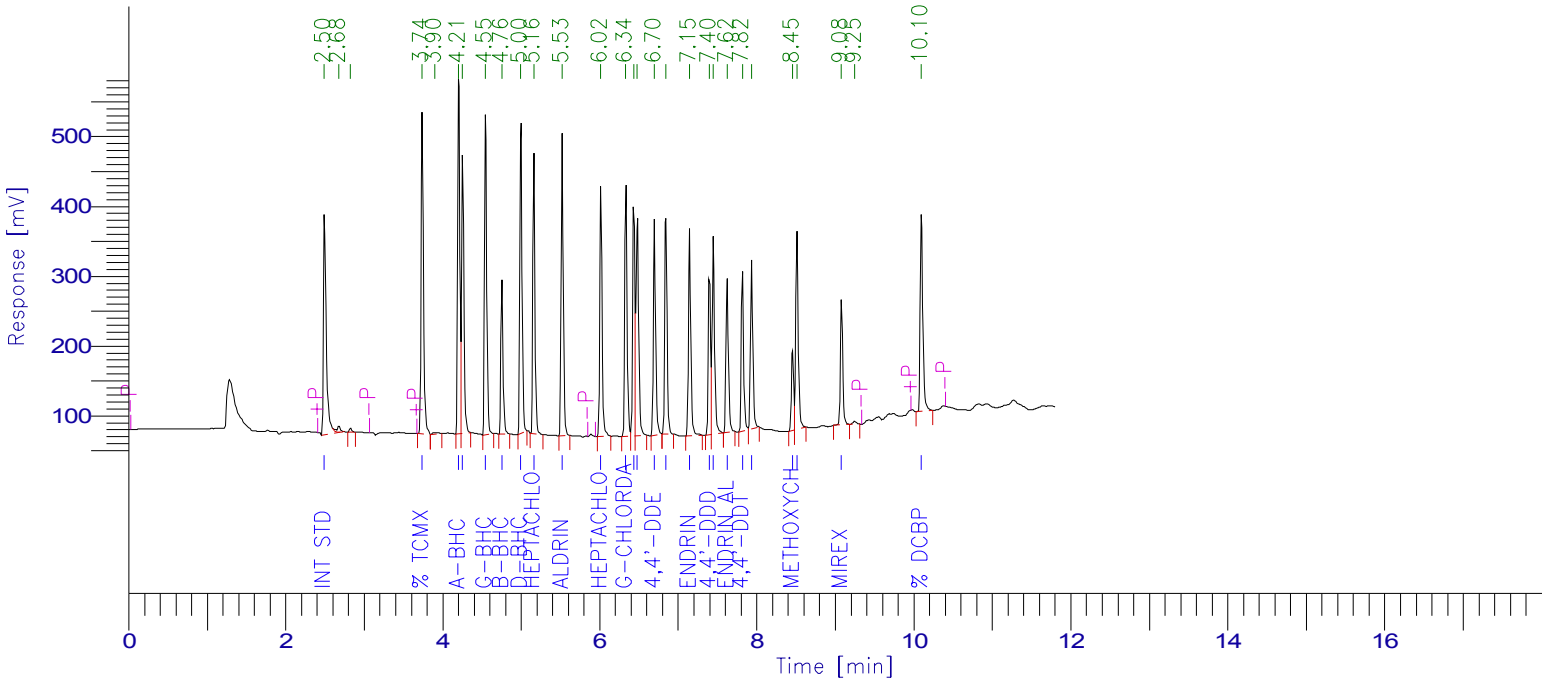

PESTICIDE REPORT

Peak #	Time [min]	Component Name	Raw Amount	Surrogate Recovery TCMX & DCBP	Multiplier	Adjusted Amount for Labowrks	Area [µV·s]
1	2.499	Int Std	100.0000	250.0000	1.0000	100.0000	841564.81
4	3.743	% TCMX	71.9088	179.7721	1.0000	71.9088	950855.14
6	4.208	a-BHC	45.4446	113.6115	1.0000	45.4446	1017900.29
7	4.257	Hexachlorobenzene	53.1023	132.7556	1.0000	53.1023	773316.46
8	4.548	g-BHC	46.4899	116.2248	1.0000	46.4899	903449.54
9	4.758	b-BHC	44.0629	110.1572	1.0000	44.0629	413387.15
10	4.998	d-BHC	45.5727	113.9316	1.0000	45.5727	887569.41
11	5.163	Heptachlor	46.9100	117.2751	1.0000	46.9100	733692.79
12	5.525	Aldrin	46.0397	115.0993	1.0000	46.0397	818766.45
13	6.016	Heptachlor epoxide	47.4767	118.6918	1.0000	47.4767	715565.85
14	6.335	g-Chlordane	46.0479	115.1197	1.0000	46.0479	735315.74
15	6.436	a-Chlordane	42.2048	105.5119	1.0000	42.2048	644321.95
16	6.481	Endosulfan I	50.4889	126.2222	1.0000	50.4889	712921.45
17	6.698	4,4'-DDE	45.8490	114.6224	1.0000	45.8490	657221.41
18	6.843	Dieldrin	44.4022	111.0056	1.0000	44.4022	688385.40
19	7.146	Endrin	49.4022	123.5056	1.0000	49.4022	650465.55
20	7.397	4,4'-DDD	44.6810	111.7025	1.0000	44.6810	502811.10
21	7.447	Endosulfan II	47.6909	119.2272	1.0000	47.6909	603225.39
22	7.624	Endrin aldehyde	43.4619	108.6548	1.0000	43.4619	481156.07
23	7.818	4,4'-DDT	42.9306	107.3265	1.0000	42.9306	469055.07
24	7.936	Endosulfan sulfate	42.4863	106.2158	1.0000	42.4863	503509.08
25	8.454	Methoxychlor	43.1559	107.8897	1.0000	43.1559	240484.93
26	8.513	Endrin Ketone	46.6424	116.6060	1.0000	46.6424	614479.60
27	9.078	Mirex	44.3298	110.8246	1.0000	44.3298	376488.15
29	10.095	% DCBP	72.2863	180.7157	1.0000	72.2863	657215.16
				3132.6691	25.0000	1253.0677	16593123.96

7D-DEG
PESTICIDE DEGRADATION STANDARD

Lab Name: Phoenix Environmental Client: NETC

Lab Code: Phoenix Case No.: SAS No.: SDG No.: GBY76292

GC Col A: ZB MR1 ID: 0.53 (mm) Date Analyzed: 08/03/17

Instrument: ECD4 Time Analyzed: 13:14

File: 803A018

ENDRIN BREAKDOWN

Compounds	Area
Endrin	446084.40
Endrin Aldehyde	4395.71
Endrin Ketone	11683.28
Total Area	462163.39

Endrin Ketone	11683.28
Endrin Aldehyde	4395.71
Breakdown Area	16078.99

Endrin Breakdown %	**3.5**	Breakdown Area / Total Area Must be < 15%

DDT BREAKDOWN

Compounds	Area
DDT	612533.39
DDE	1229.39
DDD	0.00
Total Area	613762.78

DDE	0.00
DDD	1229.39
Breakdown Area	1229.39

DDT Breakdown %	**0.2**	Breakdown Area / Total Area Must be < 15%

FORM VII PEST DEG

7D-DEG
PESTICIDE DEGRADATION STANDARD

Lab Name: Phoenix Environmental Client: NETC

Lab Code: Phoenix Case No.: SAS No.: SDG No.: GBY76292

GC Col B: ZB MR2 ID: 0.53 (mm) Date Analyzed: 08/03/17

Instrument: ECD4 Time Analyzed: 13:14

File: 803B018

ENDRIN BREAKDOWN

Compounds	Area
Endrin	352563.43
Endrin Aldehyde	12260.99
Endrin Ketone	17892.64
Total Area	382717.06

Endrin Ketone	17892.64
Endrin Aldehyde	12260.99
Breakdown Area	30153.63

Endrin Breakdown %	**7.9**	Breakdown Area / Total Area Must be < 15%

DDT BREAKDOWN

Compounds	Area
DDT	535099.09
DDE	1161.10
DDD	5179.55
Total Area	541439.74

DDE	5179.55
DDD	1161.10
Breakdown Area	6340.65

DDT Breakdown %	**1.2**	Breakdown Area / Total Area Must be < 15%

FORM VII PEST DEG

Client Id: Degradation Standard

Software Version: 4.1<1L22>
Date: 8/4/2017 07:44 AM
Sample Name : deg std;14y
Data File : E:\TC2017\ECD4\08-AUG\803A018.RAW Date: 8/3/2017 01:14 PM
Sequence File: E:\TC2017\ECD4\08-AUG\PEST_SEQ.SEQ Cycle: 93 Channel : A
Instrument : AUTO4-DUAL_ECD Rack/Vial: 0/15 Operator:
Sample Amount : 1.0000 Dilution Factor : 1.00

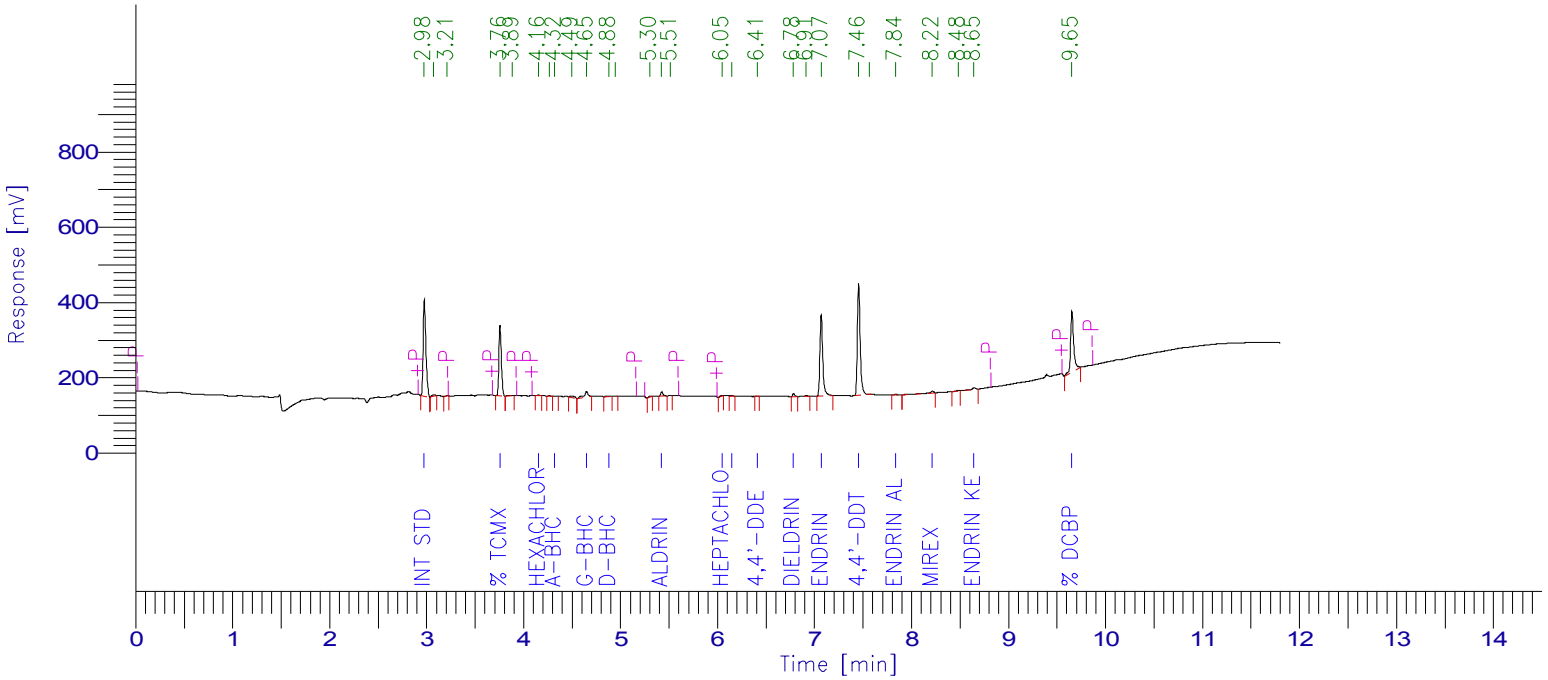

PESTICIDE REPORT

Peak #	Time [min]	Component Name	Raw Amount	Surrogate Recovery TCMX & DCBP	Multiplier	Adjusted Amount for Labowrks	Area [µV·s]
1	2.976	Int Std	100.0000	250.0000	1.0000	100.0000	502886.87
4	3.756	% TCMX	69.5637	173.9092	1.0000	69.5637	333361.44
6	4.155	Hexachlorobenzene	0.1829	0.4572	1.0000	0.1829	3006.49
8	4.319	a-BHC	0.1283	0.3209	1.0000	0.1283	1870.30
10	4.648	g-BHC	3.4889	8.7222	1.0000	3.4889	44414.25
0	4.736	b-BHC	0.0000	0.0000	1.0000	0.0000	0.00
11	4.881	d-BHC	0.1947	0.4867	1.0000	0.1947	2918.46
0	5.130	Heptachlor	0.0000	0.0000	1.0000	0.0000	0.00
14	5.424	Aldrin	1.4608	3.6520	1.0000	1.4608	18937.23
16	6.047	Heptachlor epoxide	0.3006	0.7514	1.0000	0.3006	3691.74
17	6.146	g-Chlordane	0.1620	0.4050	1.0000	0.1620	2051.93
0	6.344	a-Chlordane	0.0000	0.0000	1.0000	0.0000	0.00
18	6.410	4,4'-DDE	0.1182	0.2954	1.0000	0.1182	1229.39
0	6.508	Endosulfan I	0.0000	0.0000	1.0000	0.0000	0.00
19	6.782	Dieldrin	1.4319	3.5798	1.0000	1.4319	15606.01
21	7.069	Endrin	47.6516	119.1291	1.0000	47.6516	446084.40
0	7.117	4,4'-DDD	0.0000	0.0000	1.0000	0.0000	0.00
0	7.343	Endosulfan II	0.0000	0.0000	1.0000	0.0000	0.00
22	7.455	4,4'-DDT	74.5978	186.4944	1.0000	74.5978	612533.39
24	7.835	Endrin aldehyde	0.5721	1.4303	1.0000	0.5721	4395.71
0	8.005	Methoxychlor	0.0000	0.0000	1.0000	0.0000	0.00
25	8.215	Mirex	2.3098	5.7745	1.0000	2.3098	14918.16
0	8.323	Endosulfan sulfate	0.0000	0.0000	1.0000	0.0000	0.00
27	8.645	Endrin Ketone	1.3247	3.3118	1.0000	1.3247	11683.28
28	9.654	% DCBP	62.3033	155.7582	1.0000	62.3033	356888.95
				914.4777	25.0000	365.7911	2376478.01

Client Id: Degradation Standard

Software Version: 4.1<1L22>
Date: 8/4/2017 07:43 AM
Sample Name : deg std;14y
Data File : E:\TC2017\ECD4\08-AUG\803B018.RAW Date: 8/3/2017 01:14 PM
Sequence File: E:\TC2017\ECD4\08-AUG\PEST_SEQ.SEQ Cycle: 93 Channel : B
Instrument : AUTO4-DUAL_ECD Rack/Vial: 0/15 Operator:
Sample Amount : 1.0000 Dilution Factor : 1.00

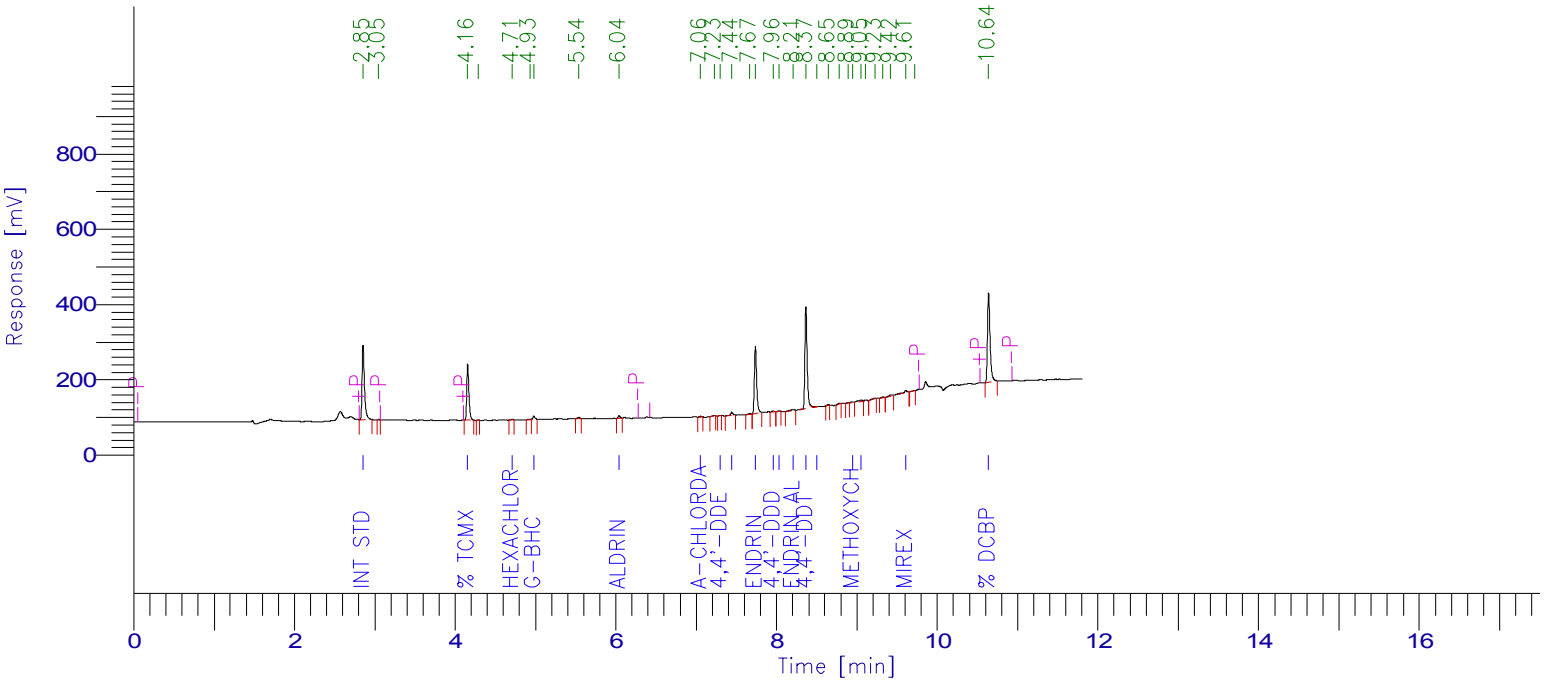

PESTICIDE REPORT

Peak #	Time [min]	Component Name	Raw Amount	Surrogate Recovery TCMX & DCBP	Multiplier	Adjusted Amount for Labowrks	Area [µV·s]
1	2.853	Int Std	100.0000	250.0000	1.0000	100.0000	413108.34
3	4.156	% TCMX	68.8404	172.1009	1.0000	68.8404	277779.94
0	4.627	a-BHC	0.0000	0.0000	1.0000	0.0000	0.00
5	4.713	Hexachlorobenzene	0.1609	0.4023	1.0000	0.1609	2301.01
7	4.980	g-BHC	1.7422	4.3555	1.0000	1.7422	15323.69
0	5.187	b-BHC	0.0000	0.0000	1.0000	0.0000	0.00
0	5.451	d-BHC	0.0000	0.0000	1.0000	0.0000	0.00
0	5.645	Heptachlor	0.0000	0.0000	1.0000	0.0000	0.00
9	6.041	Aldrin	1.2036	3.0090	1.0000	1.2036	11497.27
0	6.579	Heptachlor epoxide	0.0000	0.0000	1.0000	0.0000	0.00
0	6.921	g-Chlordane	0.0000	0.0000	1.0000	0.0000	0.00
10	7.056	a-Chlordane	0.4236	1.0590	1.0000	0.4236	3536.58
0	7.085	Endosulfan I	0.0000	0.0000	1.0000	0.0000	0.00
12	7.296	4,4'-DDE	0.1471	0.3677	1.0000	0.1471	1161.10
13	7.443	Dieldrin	2.3947	5.9867	1.0000	2.3947	17813.12
15	7.736	Endrin	45.4016	113.5040	1.0000	45.4016	352563.43
16	7.958	4,4'-DDD	1.0326	2.5815	1.0000	1.0326	5179.55
17	8.034	Endosulfan II	0.3833	0.9583	1.0000	0.3833	2987.44
18	8.207	Endrin aldehyde	2.0365	5.0913	1.0000	2.0365	12260.99
19	8.365	4,4'-DDT	95.9784	239.9459	1.0000	95.9784	535099.09
20	8.502	Endosulfan sulfate	0.8912	2.2280	1.0000	0.8912	6598.93
24	8.948	Methoxychlor	1.5257	3.8143	1.0000	1.5257	5024.95
25	9.051	Endrin Ketone	2.3172	5.7929	1.0000	2.3172	17892.64
30	9.609	Mirex	4.2900	10.7249	1.0000	4.2900	23889.28
32	10.638	% DCBP	72.5043	181.2607	1.0000	72.5043	540150.95
				1003.1829	25.0000	401.2732	2244168.30

7D
PESTICIDE CALIBRATION VERIFICATION SUMMARY
Confirmation

Lab Name: Phoenix Environmental Client: NETC

Lab Code: Phoenix Case No.: SAS No.: SDG No.: GBY76292

GC Col A: CLP ID: 0.53 (mm) Init. Calib. Date(s): 07/25/17 07/25/17

EPA Sample No.(PIBLK): hex Date Analyzed: 08/03/17

LAB Sample ID (PIBLK): hex - 803A017 Time Analyzed: 12:49

EPA Sample No.(PEM): Date Analyzed:

LAB Sample ID (PEM): Time Analyzed:

Instrument: ECD4 File: 803A017

COMPOUND	RT	RT WINDOW FROM	RT WINDOW TO	CALC AMOUNT ppb	NOM AMOUNT ppb	% D		CF
alpha-BHC		4.38	4.48	1.0U				
beta-BHC		4.79	4.89	1.0U				
delta-BHC		4.97	5.07	3.3U				
gamma-BHC (Lindane)		4.71	4.81	1.0U				
Heptachlor		5.18	5.28	3.3U				
Aldrin		5.50	5.60	1.0U				
Heptachlor Epoxide		6.13	6.27	3.3U				
Endosulfan I		6.59	6.73	3.3U				
Dieldrin		6.87	7.01	1.0U				
4,4' -DDE		6.49	6.63	1.7U				
Endrin		7.17	7.31	3.3U				
Endosulfan II		7.43	7.57	3.3U				
4,4' -DDD		7.21	7.35	1.7U				
Endosulfan Sulfate		8.41	8.55	3.3U				
4,4' -DDT		7.54	7.68	1.7U				
Methoxychlor		8.09	8.23	3.3U				
Endrin ketone		8.73	8.87	3.3U				
Endrin Aldehyde		7.92	8.06	3.3U				
alpha-Chlordane		6.42	6.56	3.3U				
gamma-Chlordane		6.27	6.41	3.3U				

QC LIMITS:
%D must be less than or equal to 20% (*) Criteria exceeded. CF=Calibration/Response Factor
Both channels need to have the compound detected for a concentration to be reported on either channel.

FORM VII PEST

7D
PESTICIDE CALIBRATION VERIFICATION SUMMARY
Primary

Lab Name: Phoenix Environmental Client: NETC

Lab Code: Phoenix Case No.: SAS No.: SDG No.: GBY76292

GC Col B: Rtx-440 ID: 0.32 (mm) Init. Calib. Date(s): 07/25/17 07/25/17

EPA Sample No.(PIBLK): hex Date Analyzed: 08/03/17

LAB Sample ID (PIBLK): hex - 803B017 Time Analyzed: 12:49

EPA Sample No.(PEM): Date Analyzed:

LAB Sample ID (PEM): Time Analyzed:

Instrument: ECD4 File: 803B017

COMPOUND	RT	RT WINDOW FROM	RT WINDOW TO	CALC AMOUNT ppb	NOM AMOUNT ppb	% D		CF
alpha-BHC		4.63	4.73	1.0U				
beta-BHC		5.19	5.29	1.0U				
delta-BHC		5.46	5.56	3.3U				
gamma-BHC (Lindane)		4.98	5.08	1.0U				
Heptachlor		5.66	5.76	3.3U				
Aldrin		6.06	6.16	1.0U				
Heptachlor Epoxide		6.57	6.71	3.3U				
Endosulfan I		7.08	7.22	3.3U				
Dieldrin		7.44	7.58	1.0U				
4,4' -DDE		7.29	7.43	1.7U				
Endrin		7.73	7.87	3.3U				
Endosulfan II		8.01	8.15	3.3U				
4,4' -DDD		7.95	8.09	1.7U				
Endosulfan Sulfate		8.48	8.62	3.3U				
4,4' -DDT		8.36	8.50	1.7U				
Methoxychlor		8.96	9.10	3.3U				
Endrin ketone		9.04	9.18	3.3U				
Endrin Aldehyde		8.18	8.32	3.3U				
alpha-Chlordane		7.03	7.17	3.3U				
gamma-Chlordane		6.92	7.06	3.3U				

QC LIMITS:
%D must be less than or equal to 20% (*) Criteria exceeded. CF=Calibration/Response Factor
Both channels need to have the compound detected for a concentration to be reported on either channel.

FORM VII PEST

Client Id: Continuing Blank

Software Version: 4.1<1L22>
Date: 8/4/2017 07:44 AM
Sample Name : hex
Data File : E:\TC2017\ECD4\08-AUG\803A017.RAW Date: 8/3/2017 12:49 PM
Sequence File: E:\TC2017\ECD4\08-AUG\PEST_SEQ.SEQ Cycle: 92 Channel : A
Instrument : AUTO4-DUAL_ECD Rack/Vial: 0/1 Operator:
Sample Amount : 1.0000 Dilution Factor : 1.00

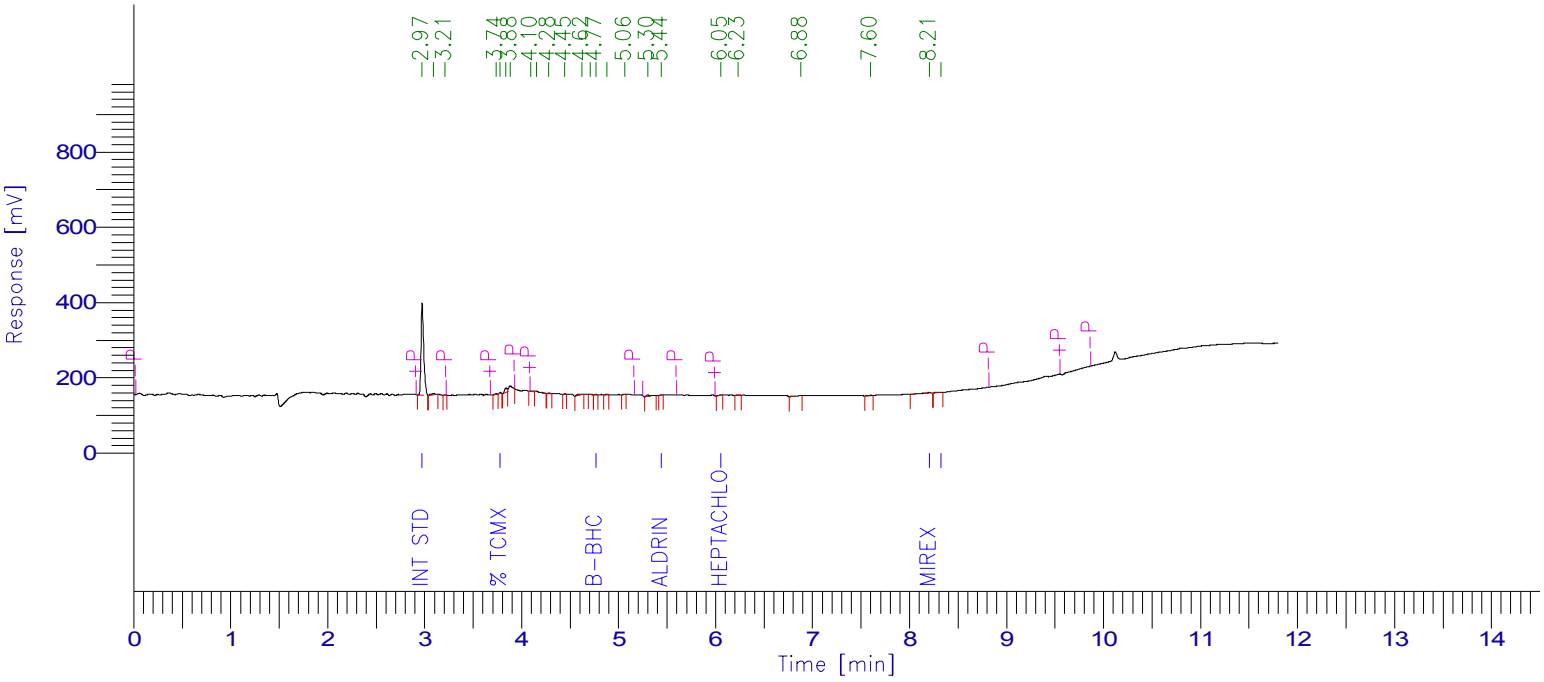

PESTICIDE REPORT

Peak #	Time [min]	Component Name	Raw Amount	Surrogate Recovery TCMX & DCBP	Multiplier	Adjusted Amount for Labowrks	Area [µV·s]
1	2.974	Int Std	100.0000	250.0000	1.0000	100.0000	472532.38
5	3.778	% TCMX	1.3579	3.3947	1.0000	1.3579	6114.49
0	4.171	Hexachlorobenzene	0.0000	0.0000	1.0000	0.0000	0.00
0	4.343	a-BHC	0.0000	0.0000	1.0000	0.0000	0.00
0	4.655	g-BHC	0.0000	0.0000	1.0000	0.0000	0.00
14	4.765	b-BHC	0.2340	0.5851	1.0000	0.2340	1230.68
0	4.922	d-BHC	0.0000	0.0000	1.0000	0.0000	0.00
0	5.130	Heptachlor	0.0000	0.0000	1.0000	0.0000	0.00
18	5.442	Aldrin	0.0724	0.1810	1.0000	0.0724	881.72
19	6.053	Heptachlor epoxide	0.3488	0.8720	1.0000	0.3488	4025.38
0	6.196	g-Chlordane	0.0000	0.0000	1.0000	0.0000	0.00
0	6.344	a-Chlordane	0.0000	0.0000	1.0000	0.0000	0.00
0	6.410	4,4'-DDE	0.0000	0.0000	1.0000	0.0000	0.00
0	6.508	Endosulfan I	0.0000	0.0000	1.0000	0.0000	0.00
0	6.785	Dieldrin	0.0000	0.0000	1.0000	0.0000	0.00
0	7.068	Endrin	0.0000	0.0000	1.0000	0.0000	0.00
0	7.117	4,4'-DDD	0.0000	0.0000	1.0000	0.0000	0.00
0	7.343	Endosulfan II	0.0000	0.0000	1.0000	0.0000	0.00
0	7.449	4,4'-DDT	0.0000	0.0000	1.0000	0.0000	0.00
0	7.825	Endrin aldehyde	0.0000	0.0000	1.0000	0.0000	0.00
0	8.005	Methoxychlor	0.0000	0.0000	1.0000	0.0000	0.00
23	8.206	Mirex	1.3913	3.4781	1.0000	1.3913	8443.28
24	8.323	Endosulfan sulfate	0.5940	1.4851	1.0000	0.5940	4380.97
0	8.633	Endrin Ketone	0.0000	0.0000	1.0000	0.0000	0.00
0	9.651	% DCBP	0.0000	0.0000	1.0000	0.0000	0.00
				259.9960	25.0000	103.9984	497608.89

Client Id: Continuing Blank

Software Version: 4.1<1L22>
Date: 8/4/2017 07:43 AM
Sample Name : hex
Data File : E:\TC2017\ECD4\08-AUG\803B017.RAW Date: 8/3/2017 12:49 PM
Sequence File: E:\TC2017\ECD4\08-AUG\PEST_SEQ.SEQ Cycle: 92 Channel : B
Instrument : AUTO4-DUAL_ECD Rack/Vial: 0/1 Operator:
Sample Amount : 1.0000 Dilution Factor : 1.00

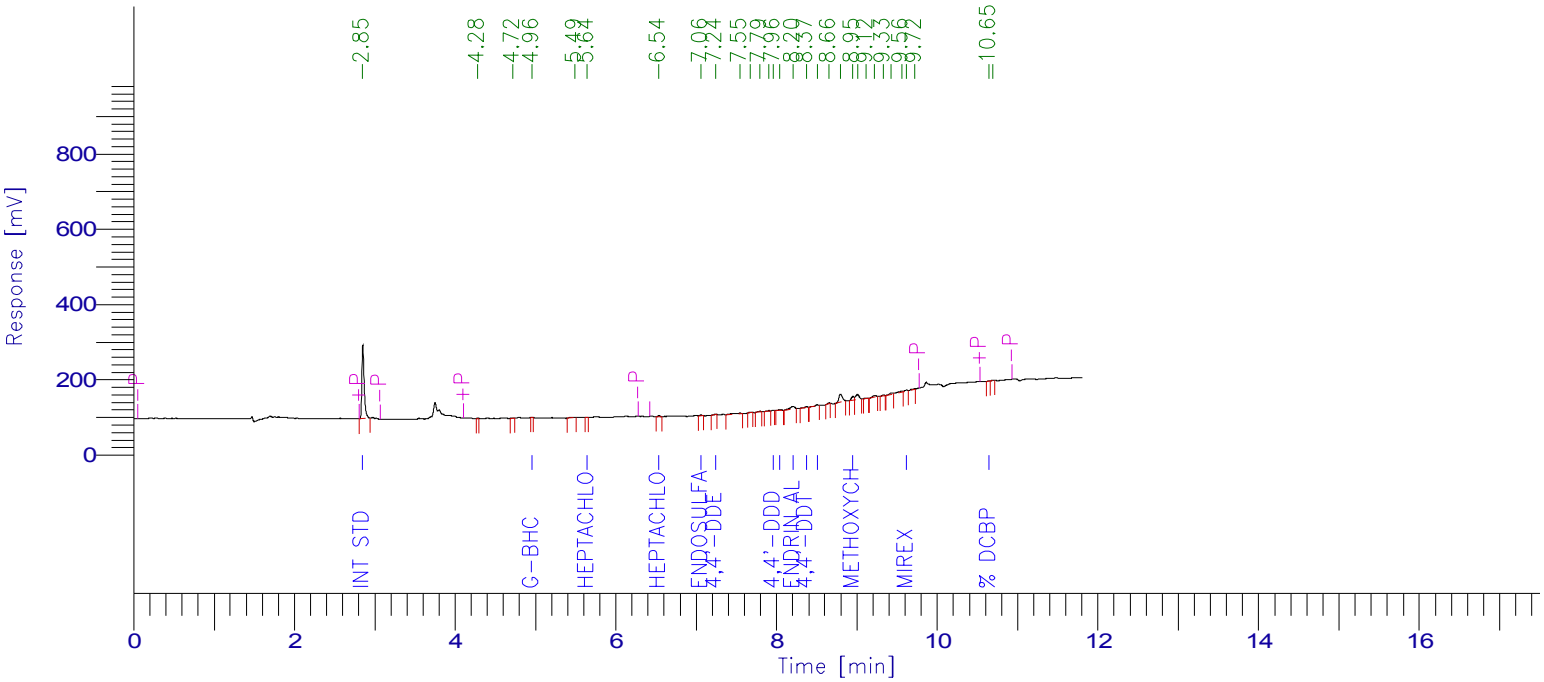

PESTICIDE REPORT

Peak #	Time [min]	Component Name	Raw Amount	Surrogate Recovery TCMX & DCBP	Multiplier	Adjusted Amount for Labowrks	Area [µV·s]
1	2.850	Int Std	100.0000	250.0000	1.0000	100.0000	393056.03
0	4.152	% TCMX	0.0000	0.0000	1.0000	0.0000	0.00
0	4.627	a-BHC	0.0000	0.0000	1.0000	0.0000	0.00
0	4.680	Hexachlorobenzene	0.0000	0.0000	1.0000	0.0000	0.00
4	4.961	g-BHC	0.0958	0.2395	1.0000	0.0958	801.80
0	5.187	b-BHC	0.0000	0.0000	1.0000	0.0000	0.00
0	5.451	d-BHC	0.0000	0.0000	1.0000	0.0000	0.00
6	5.641	Heptachlor	0.1091	0.2728	1.0000	0.1091	1114.13
0	6.042	Aldrin	0.0000	0.0000	1.0000	0.0000	0.00
7	6.538	Heptachlor epoxide	0.5596	1.3991	1.0000	0.5596	4790.27
0	6.921	g-Chlordane	0.0000	0.0000	1.0000	0.0000	0.00
0	7.032	a-Chlordane	0.0000	0.0000	1.0000	0.0000	0.00
8	7.058	Endosulfan I	0.4665	1.1664	1.0000	0.4665	3963.46
9	7.239	4,4'-DDE	0.3507	0.8767	1.0000	0.3507	2634.34
0	7.451	Dieldrin	0.0000	0.0000	1.0000	0.0000	0.00
0	7.744	Endrin	0.0000	0.0000	1.0000	0.0000	0.00
14	7.958	4,4'-DDD	0.3214	0.8035	1.0000	0.3214	1533.85
15	8.043	Endosulfan II	0.7162	1.7904	1.0000	0.7162	5310.55
16	8.203	Endrin aldehyde	4.6527	11.6318	1.0000	4.6527	26652.53
17	8.371	4,4'-DDT	1.1761	2.9403	1.0000	1.1761	6238.91
18	8.506	Endosulfan sulfate	1.1225	2.8062	1.0000	1.1225	7907.77
21	8.949	Methoxychlor	7.2961	18.2404	1.0000	7.2961	22863.33
0	9.052	Endrin Ketone	0.0000	0.0000	1.0000	0.0000	0.00
28	9.619	Mirex	1.1748	2.9370	1.0000	1.1748	6224.55
30	10.646	% DCBP	0.3224	0.8060	1.0000	0.3224	2285.16
				295.9101	25.0000	118.3640	485376.66

7D
PESTICIDE CALIBRATION VERIFICATION SUMMARY
Confirmation

Lab Name: Phoenix Environmental Client: NETC

Lab Code: Phoenix Case No.: SAS No.: SDG No.: GBY76292

GC Col A: CLP ID: 0.53 (mm) Init. Calib. Date(s): 07/25/17 07/25/17

EPA Sample No.(PIBLK): Date Analyzed:

LAB Sample ID (PIBLK): Time Analyzed:

EPA Sample No.(PEM): mix 4;16d Date Analyzed: 08/03/17

LAB Sample ID (PEM): mix 4;16d - 803A019 Time Analyzed: 13:30

Instrument: ECD4 File: 803A019

COMPOUND	RT	RT WINDOW FROM	RT WINDOW TO	RAW AMOUNT ppb	NOM AMOUNT ppb	% D		CF
alpha-BHC	4.33	4.38	4.48	46	50	8		2.898
beta-BHC	4.73	4.79	4.89	47	50	6		1.113
delta-BHC	4.91	4.97	5.07	46	50	8		2.981
gamma-BHC (Lindane)	4.65	4.71	4.81	49	50	2		2.531
Heptachlor	5.12	5.18	5.28	42	50	16		2.827
Aldrin	5.42	5.50	5.60	45	50	10		2.578
Heptachlor Epoxide	6.06	6.13	6.27	43	50	14		2.442
Endosulfan I	6.50	6.59	6.73	45	50	10		2.182
Dieldrin	6.78	6.87	7.01	47	50	6		2.167
4,4' -DDE	6.41	6.49	6.63	45	50	10		2.069
Endrin	7.06	7.17	7.31	49	50	2		1.862
Endosulfan II	7.34	7.43	7.57	43	50	14		1.919
4,4' -DDD	7.11	7.21	7.35	48	50	4		1.580
Endosulfan Sulfate	8.32	8.41	8.55	41	50	18		1.561
4,4' -DDT	7.45	7.54	7.68	41	50	18		1.633
Methoxychlor	8.00	8.09	8.23	39	50	22	*	0.791
Endrin ketone	8.64	8.73	8.87	40	50	20		1.754
Endrin Aldehyde	7.83	7.92	8.06	42	50	16		1.528
alpha-Chlordane	6.34	6.42	6.56	45	50	10		2.149
gamma-Chlordane	6.19	6.27	6.41	41	50	18		2.519
Decachlorobiphenyl	9.65	9.70	9.90	64	80	20		1.139
Tetrachloro-m-xylene	3.75	3.80	3.90	76	80	5		0.953

QC LIMITS:
%D must be less than or equal to 20% (*) Criteria exceeded. CF=Calibration/Response Factor

FORM VII PEST

7D
PESTICIDE CALIBRATION VERIFICATION SUMMARY
Primary

Lab Name: Phoenix Environmental Client: NETC

Lab Code: Phoenix Case No.: SAS No.: SDG No.: GBY76292

GC Col B: Rtx-440 ID: 0.32 (mm) Init. Calib. Date(s): 07/25/17 07/25/17

EPA Sample No.(PIBLK): Date Analyzed:

LAB Sample ID (PIBLK): Time Analyzed:

EPA Sample No.(PEM): mix 4;16d Date Analyzed: 08/03/17

LAB Sample ID (PEM): mix 4;16d - 803B019 Time Analyzed: 13:30

Instrument: ECD4 File: 803B019

COMPOUND	RT	RT WINDOW FROM	RT WINDOW TO	RAW AMOUNT ppb	NOM AMOUNT ppb	% D		CF
alpha-BHC	4.63	4.63	4.73	54	50	8		2.169
beta-BHC	5.19	5.19	5.29	49	50	2		1.060
delta-BHC	5.46	5.46	5.56	46	50	8		2.654
gamma-BHC (Lindane)	4.98	4.98	5.08	54	50	8		2.129
Heptachlor	5.65	5.66	5.76	46	50	8		2.597
Aldrin	6.04	6.06	6.16	47	50	6		2.312
Heptachlor Epoxide	6.57	6.57	6.71	47	50	6		2.178
Endosulfan I	7.07	7.08	7.22	47	50	6		2.161
Dieldrin	7.44	7.44	7.58	55	50	10		1.801
4,4' -DDE	7.29	7.29	7.43	47	50	6		1.911
Endrin	7.73	7.73	7.87	49	50	2		1.880
Endosulfan II	8.02	8.01	8.15	49	50	2		1.887
4,4' -DDD	7.96	7.95	8.09	48	50	4		1.214
Endosulfan Sulfate	8.48	8.48	8.62	47	50	6		1.792
4,4' -DDT	8.36	8.36	8.50	50	50	0		1.350
Methoxychlor	8.97	8.96	9.10	49	50	2		0.797
Endrin ketone	9.05	9.04	9.18	49	50	2		1.869
Endrin Aldehyde	8.18	8.18	8.32	49	50	2		1.457
alpha-Chlordane	7.02	7.03	7.17	47	50	6		2.021
gamma-Chlordane	6.91	6.92	7.06	46	50	8		2.274
Decachlorobiphenyl	10.63	10.62	10.82	77	80	4		1.803
Tetrachloro-m-xylene	4.15	4.15	4.25	75	80	6		0.977

QC LIMITS:
%D must be less than or equal to 20% (*) Criteria exceeded. CF=Calibration/Response Factor

FORM VII PEST

Client Id: Continuing Calibration

Software Version: 4.1<1L22>
Date: 8/4/2017 07:44 AM
Sample Name : mix 4;16d
Data File : E:\TC2017\ECD4\08-AUG\803A019.RAW Date: 8/3/2017 01:30 PM
Sequence File: E:\TC2017\ECD4\08-AUG\PEST_SEQ.SEQ Cycle: 94 Channel : A
Instrument : AUTO4-DUAL_ECD Rack/Vial: 0/16 Operator:
Sample Amount : 1.0000 Dilution Factor : 1.00

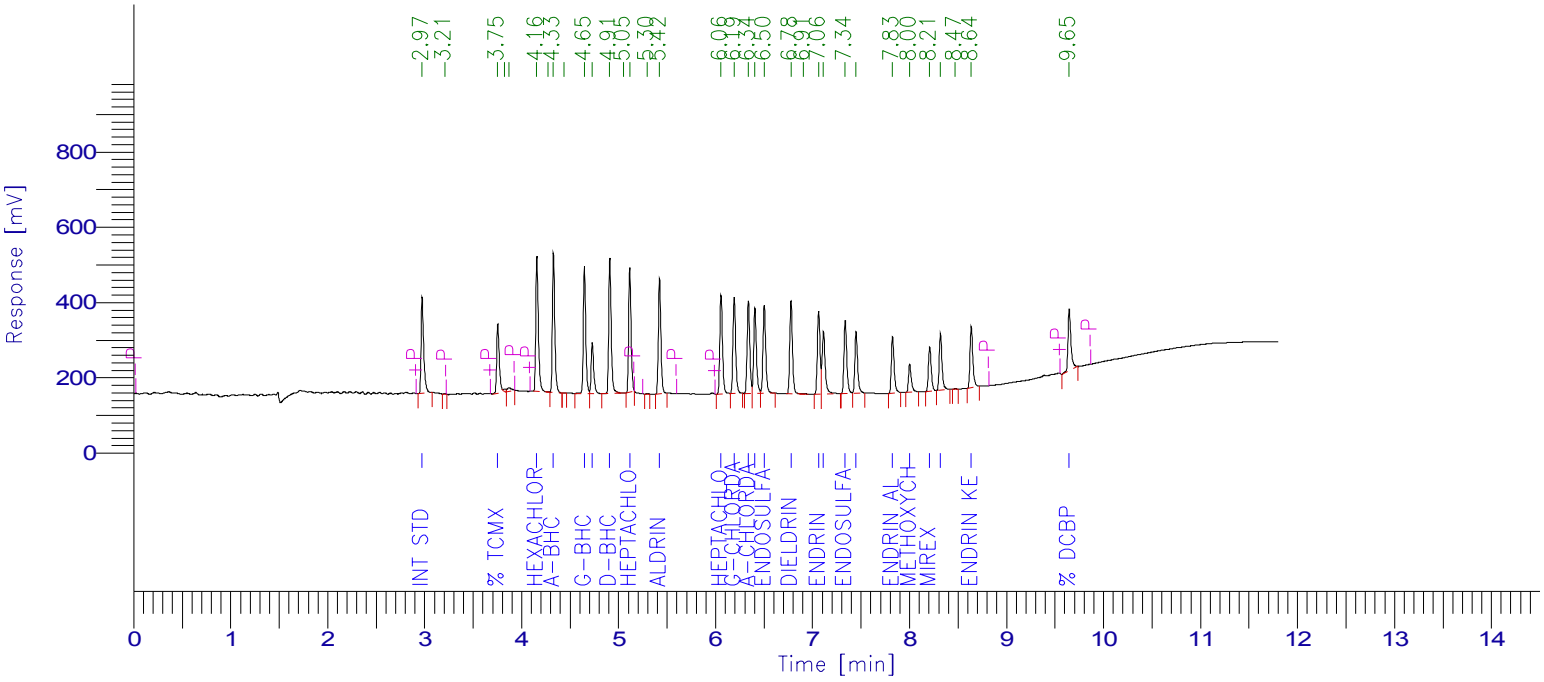

PESTICIDE REPORT

Peak #	Time [min]	Component Name	Raw Amount	Surrogate Recovery TCMX & DCBP	Multiplier	Adjusted Amount for Labowrks	Area [µV·s]
1	2.974	Int Std	100.0000	250.0000	1.0000	100.0000	479130.48
3	3.754	% TCMX	76.1026	190.2564	1.0000	76.1026	347468.73
6	4.157	Hexachlorobenzene	42.9508	107.3771	1.0000	42.9508	672760.33
8	4.328	a-BHC	46.1016	115.2539	1.0000	46.1016	640096.33
10	4.647	g-BHC	48.9790	122.4475	1.0000	48.9790	594060.34
11	4.729	b-BHC	47.4531	118.6327	1.0000	47.4531	253015.21
12	4.909	d-BHC	45.6632	114.1579	1.0000	45.6632	652260.04
14	5.115	Heptachlor	41.8808	104.7020	1.0000	41.8808	567247.89
16	5.422	Aldrin	44.6367	111.5918	1.0000	44.6367	551321.42
17	6.056	Heptachlor epoxide	42.6065	106.5164	1.0000	42.6065	498583.26
18	6.192	g-Chlordane	40.6583	101.6458	1.0000	40.6583	490719.22
19	6.338	a-Chlordane	45.2293	113.0733	1.0000	45.2293	465732.74
20	6.406	4,4'-DDE	44.9287	112.3217	1.0000	44.9287	445338.01
21	6.502	Endosulfan I	44.7083	111.7707	1.0000	44.7083	467473.55
22	6.778	Dieldrin	46.7936	116.9839	1.0000	46.7936	485901.01
24	7.063	Endrin	48.8419	122.1047	1.0000	48.8419	435627.25
25	7.113	4,4'-DDD	47.7504	119.3761	1.0000	47.7504	361481.81
26	7.338	Endosulfan II	42.6280	106.5700	1.0000	42.6280	391978.85
27	7.449	4,4'-DDT	41.4187	103.5466	1.0000	41.4187	324028.67
28	7.825	Endrin aldehyde	41.6127	104.0316	1.0000	41.6127	304620.70
29	8.002	Methoxychlor	39.0022	97.5056	1.0000	39.0022	147740.73
30	8.208	Mirex	39.2690	98.1725	1.0000	39.2690	241644.93
31	8.319	Endosulfan sulfate	40.8814	102.2036	1.0000	40.8814	305706.23
33	8.637	Endrin Ketone	39.5119	98.7797	1.0000	39.5119	332012.07
34	9.647	% DCBP	64.2063	160.5157	1.0000	64.2063	350415.46
				3009.5371	25.0000	1203.8148	10806365.27

Software Version: 4.1<1L22>
Date: 8/4/2017 07:43 AM
Sample Name : mix 4;16d
Data File : E:\TC2017\ECD4\08-AUG\803B019.RAW Date: 8/3/2017 01:30 PM
Sequence File: E:\TC2017\ECD4\08-AUG\PEST_SEQ.SEQ Cycle: 94 Channel : B
Instrument : AUTO4-DUAL_ECD Rack/Vial: 0/16 Operator:
Sample Amount : 1.0000 Dilution Factor : 1.00

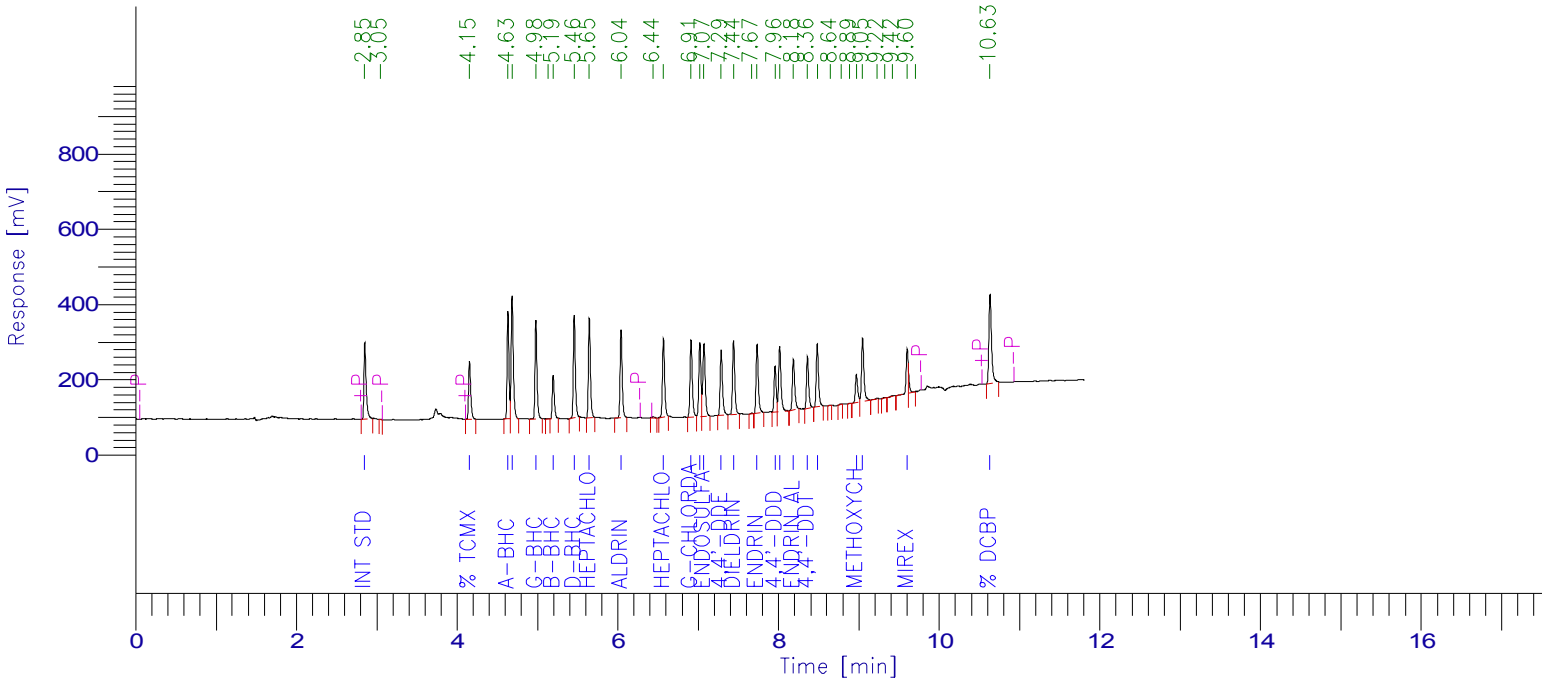

PESTICIDE REPORT

Peak #	Time [min]	Component Name	Raw Amount	Surrogate Recovery TCMX & DCBP	Multiplier	Adjusted Amount for Labowrks	Area [µV·s]
1	2.850	Int Std	100.0000	250.0000	1.0000	100.0000	389170.52
3	4.153	% TCMX	75.1851	187.9628	1.0000	75.1851	285802.24
4	4.631	a-BHC	54.3753	135.9382	1.0000	54.3753	458913.72
5	4.683	Hexachlorobenzene	45.8488	114.6219	1.0000	45.8488	617562.40
6	4.981	g-BHC	54.1609	135.4024	1.0000	54.1609	448772.71
8	5.194	b-BHC	49.2738	123.1846	1.0000	49.2738	203172.80
9	5.457	d-BHC	46.3989	115.9973	1.0000	46.3989	479254.05
10	5.646	Heptachlor	45.9235	114.8087	1.0000	45.9235	464205.93
11	6.040	Aldrin	47.0915	117.7288	1.0000	47.0915	423775.93
13	6.568	Heptachlor epoxide	46.7755	116.9388	1.0000	46.7755	396419.05
14	6.910	g-Chlordane	45.6991	114.2478	1.0000	45.6991	404412.20
15	7.020	a-Chlordane	47.4806	118.7016	1.0000	47.4806	373439.44
16	7.071	Endosulfan I	47.4941	118.7352	1.0000	47.4941	399488.80
17	7.287	4,4'-DDE	46.7865	116.9663	1.0000	46.7865	347987.97
18	7.441	Dieldrin	54.6146	136.5364	1.0000	54.6146	382715.98
20	7.732	Endrin	49.0696	122.6740	1.0000	49.0696	358967.01
21	7.957	4,4'-DDD	47.5398	118.8495	1.0000	47.5398	224639.71
22	8.015	Endosulfan II	49.0843	122.7107	1.0000	49.0843	360373.70
23	8.184	Endrin aldehyde	48.7537	121.8842	1.0000	48.7537	276517.40
24	8.359	4,4'-DDT	49.8135	124.5338	1.0000	49.8135	261627.87
25	8.482	Endosulfan sulfate	47.3427	118.3568	1.0000	47.3427	330232.23
29	8.968	Methoxychlor	48.8752	122.1881	1.0000	48.8752	151642.36
30	9.046	Endrin Ketone	48.7318	121.8294	1.0000	48.7318	354491.99
34	9.601	Mirex	46.4561	116.1403	1.0000	46.4561	243707.96
36	10.631	% DCBP	77.1089	192.7723	1.0000	77.1089	541167.76
				3299.7098	25.0000	1319.8839	9178461.73

7D
PESTICIDE CALIBRATION VERIFICATION SUMMARY
Confirmation

Lab Name: Phoenix Environmental Client: NETC

Lab Code: Phoenix Case No.: SAS No.: SDG No.: GBY76292

GC Col A: CLP ID: 0.53 (mm) Init. Calib. Date(s): 07/25/17 07/25/17

EPA Sample No.(PIBLK): hex Date Analyzed: 08/03/17

LAB Sample ID (PIBLK): hex - 803A030 Time Analyzed: 16:29

EPA Sample No.(PEM): Date Analyzed:

LAB Sample ID (PEM): Time Analyzed:

Instrument: ECD4 File: 803A030

COMPOUND	RT	RT WINDOW FROM	RT WINDOW TO	CALC AMOUNT ppb	NOM AMOUNT ppb	% D		CF
alpha-BHC		4.38	4.48	1.0U				
beta-BHC		4.79	4.89	1.0U				
delta-BHC		4.97	5.07	3.3U				
gamma-BHC (Lindane)		4.71	4.81	1.0U				
Heptachlor		5.18	5.28	3.3U				
Aldrin		5.50	5.60	1.0U				
Heptachlor Epoxide		6.13	6.27	3.3U				
Endosulfan I		6.59	6.73	3.3U				
Dieldrin		6.87	7.01	1.0U				
4,4' -DDE		6.49	6.63	1.7U				
Endrin		7.17	7.31	3.3U				
Endosulfan II		7.43	7.57	3.3U				
4,4' -DDD		7.21	7.35	1.7U				
Endosulfan Sulfate		8.41	8.55	3.3U				
4,4' -DDT		7.54	7.68	1.7U				
Methoxychlor		8.09	8.23	3.3U				
Endrin ketone		8.73	8.87	3.3U				
Endrin Aldehyde		7.92	8.06	3.3U				
alpha-Chlordane		6.42	6.56	3.3U				
gamma-Chlordane		6.27	6.41	3.3U				

QC LIMITS:
%D must be less than or equal to 20% (*) Criteria exceeded. CF=Calibration/Response Factor
Both channels need to have the compound detected for a concentration to be reported on either channel.

FORM VII PEST

7D
PESTICIDE CALIBRATION VERIFICATION SUMMARY
Primary

Lab Name: Phoenix Environmental Client: NETC

Lab Code: Phoenix Case No.: SAS No.: SDG No.: GBY76292

GC Col B: Rtx-440 ID: 0.32 (mm) Init. Calib. Date(s): 07/25/17 07/25/17

EPA Sample No.(PIBLK): hex Date Analyzed: 08/03/17

LAB Sample ID (PIBLK): hex - 803B030 Time Analyzed: 16:29

EPA Sample No.(PEM): Date Analyzed:

LAB Sample ID (PEM): Time Analyzed:

Instrument: ECD4 File: 803B030

COMPOUND	RT	RT WINDOW FROM	RT WINDOW TO	CALC AMOUNT ppb	NOM AMOUNT ppb	% D		CF
alpha-BHC		4.63	4.73	1.0U				
beta-BHC		5.19	5.29	1.0U				
delta-BHC		5.46	5.56	3.3U				
gamma-BHC (Lindane)		4.98	5.08	1.0U				
Heptachlor		5.66	5.76	3.3U				
Aldrin		6.06	6.16	1.0U				
Heptachlor Epoxide		6.57	6.71	3.3U				
Endosulfan I		7.08	7.22	3.3U				
Dieldrin		7.44	7.58	1.0U				
4,4' -DDE		7.29	7.43	1.7U				
Endrin		7.73	7.87	3.3U				
Endosulfan II		8.01	8.15	3.3U				
4,4' -DDD		7.95	8.09	1.7U				
Endosulfan Sulfate		8.48	8.62	3.3U				
4,4' -DDT		8.36	8.50	1.7U				
Methoxychlor		8.96	9.10	3.3U				
Endrin ketone		9.04	9.18	3.3U				
Endrin Aldehyde		8.18	8.32	3.3U				
alpha-Chlordane		7.03	7.17	3.3U				
gamma-Chlordane		6.92	7.06	3.3U				

QC LIMITS:
%D must be less than or equal to 20% (*) Criteria exceeded. CF=Calibration/Response Factor
Both channels need to have the compound detected for a concentration to be reported on either channel.

FORM VII PEST

Client Id: Continuing Blank

Software Version: 4.1<1L22>
Date: 8/4/2017 07:45 AM
Sample Name : hex
Data File : E:\TC2017\ECD4\08-AUG\803A030.RAW Date: 8/3/2017 04:29 PM
Sequence File: E:\TC2017\ECD4\08-AUG\PEST_SEQ.SEQ Cycle: 105 Channel : A
Instrument : AUTO4-DUAL_ECD Rack/Vial: 0/1 Operator:
Sample Amount : 1.0000 Dilution Factor : 1.00

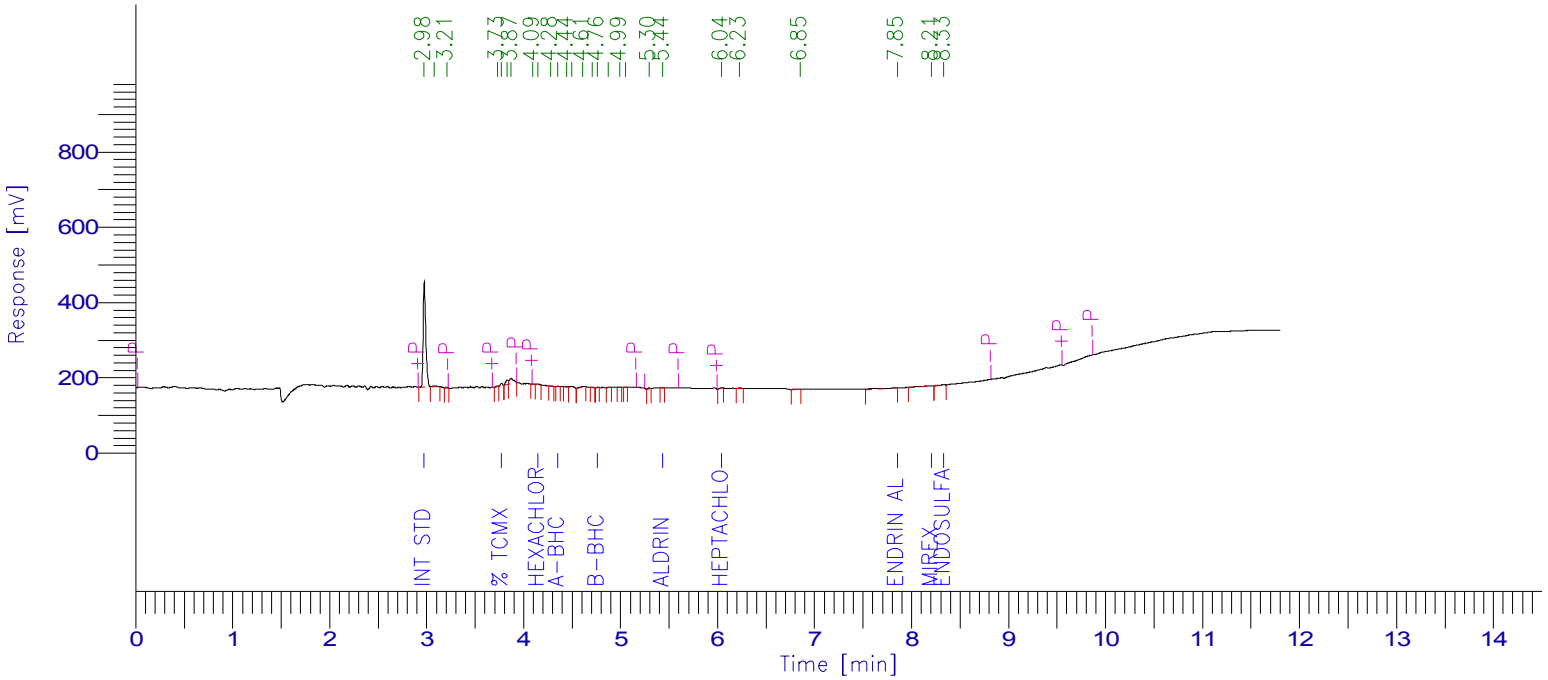

PESTICIDE REPORT

Peak #	Time [min]	Component Name	Raw Amount	Surrogate Recovery TCMX & DCBP	Multiplier	Adjusted Amount for Labowrks	Area [µV·s]
1	2.975	Int Std	100.0000	250.0000	1.0000	100.0000	532154.34
5	3.773	% TCMX	2.1369	5.3423	1.0000	2.1369	10836.49
9	4.147	Hexachlorobenzene	0.2552	0.6381	1.0000	0.2552	4440.37
11	4.353	a-BHC	0.0436	0.1089	1.0000	0.0436	671.82
0	4.655	g-BHC	0.0000	0.0000	1.0000	0.0000	0.00
16	4.761	b-BHC	0.2297	0.5742	1.0000	0.2297	1360.28
0	4.922	d-BHC	0.0000	0.0000	1.0000	0.0000	0.00
0	5.130	Heptachlor	0.0000	0.0000	1.0000	0.0000	0.00
21	5.436	Aldrin	0.0557	0.1393	1.0000	0.0557	764.41
22	6.041	Heptachlor epoxide	0.2148	0.5370	1.0000	0.2148	2791.59
0	6.196	g-Chlordane	0.0000	0.0000	1.0000	0.0000	0.00
0	6.344	a-Chlordane	0.0000	0.0000	1.0000	0.0000	0.00
0	6.410	4,4'-DDE	0.0000	0.0000	1.0000	0.0000	0.00
0	6.508	Endosulfan I	0.0000	0.0000	1.0000	0.0000	0.00
0	6.785	Dieldrin	0.0000	0.0000	1.0000	0.0000	0.00
0	7.068	Endrin	0.0000	0.0000	1.0000	0.0000	0.00
0	7.117	4,4'-DDD	0.0000	0.0000	1.0000	0.0000	0.00
0	7.343	Endosulfan II	0.0000	0.0000	1.0000	0.0000	0.00
0	7.449	4,4'-DDT	0.0000	0.0000	1.0000	0.0000	0.00
25	7.853	Endrin aldehyde	1.6763	4.1908	1.0000	1.6763	13629.34
0	8.005	Methoxychlor	0.0000	0.0000	1.0000	0.0000	0.00
26	8.209	Mirex	1.3108	3.2770	1.0000	1.3108	8958.82
27	8.334	Endosulfan sulfate	0.6327	1.5818	1.0000	0.6327	5255.13
0	8.633	Endrin Ketone	0.0000	0.0000	1.0000	0.0000	0.00
0	9.651	% DCBP	0.0000	0.0000	1.0000	0.0000	0.00
				266.3895	25.0000	106.5558	580862.57

Client Id: Continuing Blank

Software Version: 4.1<1L22>
Date: 8/4/2017 07:43 AM
Sample Name : hex
Data File : E:\TC2017\ECD4\08-AUG\803B030.RAW Date: 8/3/2017 04:29 PM
Sequence File: E:\TC2017\ECD4\08-AUG\PEST_SEQ.SEQ Cycle: 105 Channel : B
Instrument : AUTO4-DUAL_ECD Rack/Vial: 0/1 Operator:
Sample Amount : 1.0000 Dilution Factor : 1.00

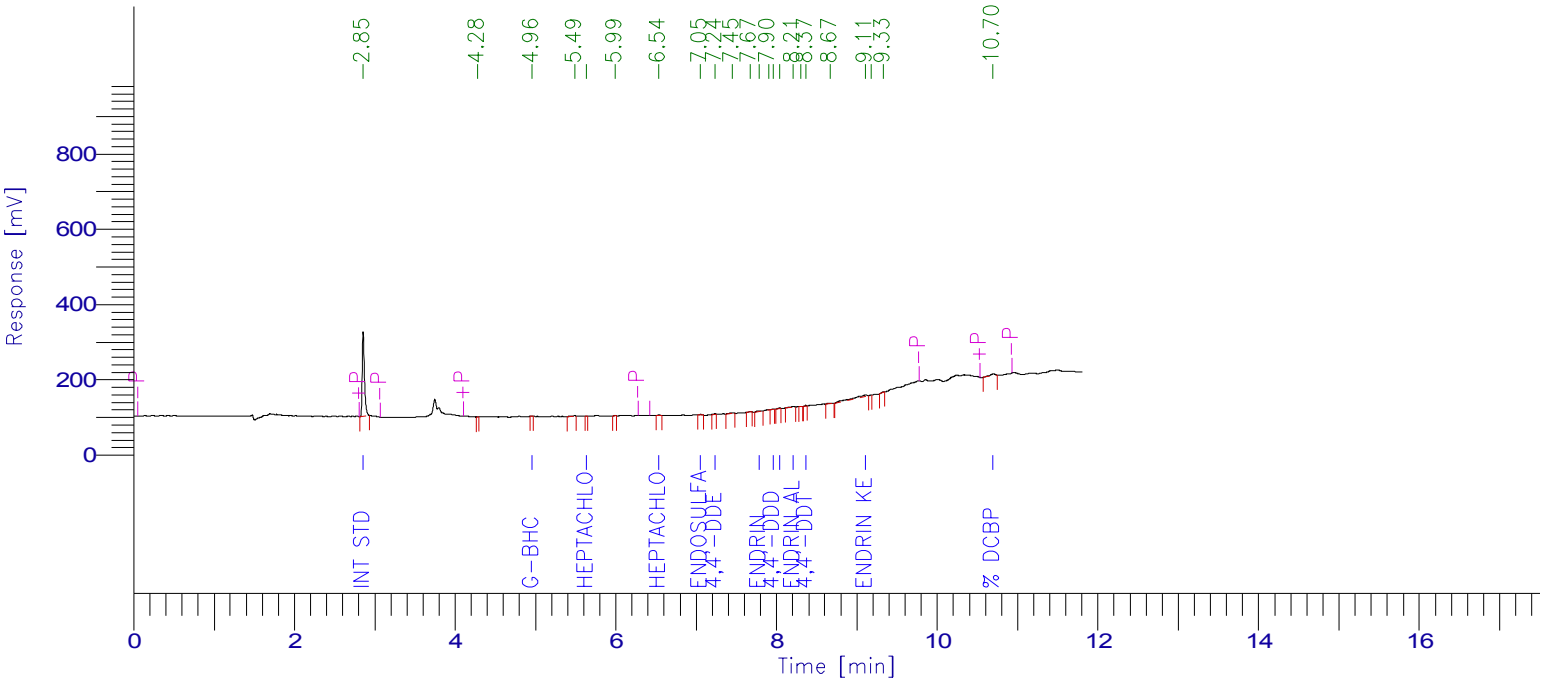

PESTICIDE REPORT

Peak #	Time [min]	Component Name	Raw Amount	Surrogate Recovery TCMX & DCBP	Multiplier	Adjusted Amount for Labowrks	Area [µV·s]
1	2.854	Int Std	100.0000	250.0000	1.0000	100.0000	438273.37
0	4.152	% TCMX	0.0000	0.0000	1.0000	0.0000	0.00
0	4.627	a-BHC	0.0000	0.0000	1.0000	0.0000	0.00
0	4.680	Hexachlorobenzene	0.0000	0.0000	1.0000	0.0000	0.00
3	4.957	g-BHC	0.0972	0.2429	1.0000	0.0972	906.64
0	5.187	b-BHC	0.0000	0.0000	1.0000	0.0000	0.00
0	5.451	d-BHC	0.0000	0.0000	1.0000	0.0000	0.00
5	5.637	Heptachlor	0.0904	0.2259	1.0000	0.0904	1028.61
0	6.042	Aldrin	0.0000	0.0000	1.0000	0.0000	0.00
7	6.538	Heptachlor epoxide	0.5017	1.2542	1.0000	0.5017	4788.16
0	6.921	g-Chlordane	0.0000	0.0000	1.0000	0.0000	0.00
0	7.032	a-Chlordane	0.0000	0.0000	1.0000	0.0000	0.00
8	7.054	Endosulfan I	0.4080	1.0199	1.0000	0.4080	3864.47
9	7.236	4,4'-DDE	0.2510	0.6276	1.0000	0.2510	2102.65
0	7.451	Dieldrin	0.0000	0.0000	1.0000	0.0000	0.00
12	7.782	Endrin	0.9084	2.2710	1.0000	0.9084	7483.69
14	7.956	4,4'-DDD	0.3687	0.9218	1.0000	0.3687	1962.06
15	8.038	Endosulfan II	0.3389	0.8473	1.0000	0.3389	2802.25
16	8.208	Endrin aldehyde	1.4967	3.7419	1.0000	1.4967	9560.22
18	8.366	4,4'-DDT	0.4284	1.0709	1.0000	0.4284	2533.79
0	8.486	Endosulfan sulfate	0.0000	0.0000	1.0000	0.0000	0.00
0	8.970	Methoxychlor	0.0000	0.0000	1.0000	0.0000	0.00
20	9.107	Endrin Ketone	8.4290	21.0725	1.0000	8.4290	69052.02
0	9.602	Mirex	0.0000	0.0000	1.0000	0.0000	0.00
23	10.695	% DCBP	3.2729	8.1823	1.0000	3.2729	25868.34
				291.4781	25.0000	116.5913	570226.27

7D
PESTICIDE CALIBRATION VERIFICATION SUMMARY
Confirmation

Lab Name: Phoenix Environmental Client: NETC

Lab Code: Phoenix Case No.: SAS No.: SDG No.: GBY76292

GC Col A: CLP ID: 0.53 (mm) Init. Calib. Date(s): 07/25/17 07/25/17

EPA Sample No.(PIBLK): Date Analyzed:

LAB Sample ID (PIBLK): Time Analyzed:

EPA Sample No.(PEM): mix 4;16d Date Analyzed: 08/03/17

LAB Sample ID (PEM): mix 4;16d - 803A031 Time Analyzed: 16:45

Instrument: ECD4 File: 803A031

COMPOUND	RT	RT WINDOW FROM	RT WINDOW TO	RAW AMOUNT ppb	NOM AMOUNT ppb	% D		CF
alpha-BHC	4.32	4.38	4.48	48	50	4		2.898
beta-BHC	4.72	4.79	4.89	48	50	4		1.113
delta-BHC	4.90	4.97	5.07	46	50	8		2.981
gamma-BHC (Lindane)	4.64	4.71	4.81	50	50	0		2.531
Heptachlor	5.11	5.18	5.28	43	50	14		2.827
Aldrin	5.42	5.50	5.60	46	50	8		2.578
Heptachlor Epoxide	6.05	6.13	6.27	44	50	12		2.442
Endosulfan I	6.50	6.59	6.73	46	50	8		2.182
Dieldrin	6.77	6.87	7.01	48	50	4		2.167
4,4' -DDE	6.40	6.49	6.63	46	50	8		2.069
Endrin	7.06	7.17	7.31	49	50	2		1.862
Endosulfan II	7.33	7.43	7.57	44	50	12		1.919
4,4' -DDD	7.11	7.21	7.35	48	50	4		1.580
Endosulfan Sulfate	8.32	8.41	8.55	42	50	16		1.561
4,4' -DDT	7.44	7.54	7.68	42	50	16		1.633
Methoxychlor	8.00	8.09	8.23	39	50	22	*	0.791
Endrin ketone	8.64	8.73	8.87	40	50	20		1.754
Endrin Aldehyde	7.82	7.92	8.06	42	50	16		1.528
alpha-Chlordane	6.33	6.42	6.56	46	50	8		2.149
gamma-Chlordane	6.19	6.27	6.41	42	50	16		2.519
Decachlorobiphenyl	9.65	9.70	9.90	64	80	20		1.139
Tetrachloro-m-xylene	3.75	3.80	3.90	83	80	4		0.953

QC LIMITS:
%D must be less than or equal to 20% (*) Criteria exceeded. CF=Calibration/Response Factor

FORM VII PEST

7D
PESTICIDE CALIBRATION VERIFICATION SUMMARY
Primary

Lab Name: Phoenix Environmental Client: NETC

Lab Code: Phoenix Case No.: SAS No.: SDG No.: GBY76292

GC Col B: Rtx-440 ID: 0.32 (mm) Init. Calib. Date(s): 07/25/17 07/25/17

EPA Sample No.(PIBLK): Date Analyzed:

LAB Sample ID (PIBLK): Time Analyzed:

EPA Sample No.(PEM): mix 4;16d Date Analyzed: 08/03/17

LAB Sample ID (PEM): mix 4;16d - 803B031 Time Analyzed: 16:45

Instrument: ECD4 File: 803B031

COMPOUND	RT	RT WINDOW FROM	RT WINDOW TO	RAW AMOUNT ppb	NOM AMOUNT ppb	% D		CF
alpha-BHC	4.63	4.63	4.73	54	50	8		2.169
beta-BHC	5.19	5.19	5.29	48	50	4		1.060
delta-BHC	5.46	5.46	5.56	46	50	8		2.654
gamma-BHC (Lindane)	4.98	4.98	5.08	54	50	8		2.129
Heptachlor	5.65	5.66	5.76	45	50	10		2.597
Aldrin	6.04	6.06	6.16	46	50	8		2.312
Heptachlor Epoxide	6.57	6.57	6.71	46	50	8		2.178
Endosulfan I	7.07	7.08	7.22	47	50	6		2.161
Dieldrin	7.44	7.44	7.58	53	50	6		1.801
4,4' -DDE	7.29	7.29	7.43	46	50	8		1.911
Endrin	7.74	7.73	7.87	46	50	8		1.880
Endosulfan II	8.02	8.01	8.15	47	50	6		1.887
4,4' -DDD	7.96	7.95	8.09	46	50	8		1.214
Endosulfan Sulfate	8.49	8.48	8.62	45	50	10		1.792
4,4' -DDT	8.36	8.36	8.50	46	50	8		1.350
Methoxychlor	8.97	8.96	9.10	45	50	10		0.797
Endrin ketone	9.05	9.04	9.18	48	50	4		1.869
Endrin Aldehyde	8.19	8.18	8.32	46	50	8		1.457
alpha-Chlordane	7.02	7.03	7.17	47	50	6		2.021
gamma-Chlordane	6.91	6.92	7.06	45	50	10		2.274
Decachlorobiphenyl	10.64	10.62	10.82	73	80	9		1.803
Tetrachloro-m-xylene	4.15	4.15	4.25	75	80	6		0.977

QC LIMITS:
%D must be less than or equal to 20% (*) Criteria exceeded. CF=Calibration/Response Factor

FORM VII PEST

Software Version: 4.1<1L22>
Date: 8/4/2017 07:45 AM
Sample Name : mix 4;16d
Data File : E:\TC2017\ECD4\08-AUG\803A031.RAW Date: 8/3/2017 04:45 PM
Sequence File: E:\TC2017\ECD4\08-AUG\PEST_SEQ.SEQ Cycle: 106 Channel : A
Instrument : AUTO4-DUAL_ECD Rack/Vial: 0/27 Operator:
Sample Amount : 1.0000 Dilution Factor : 1.00

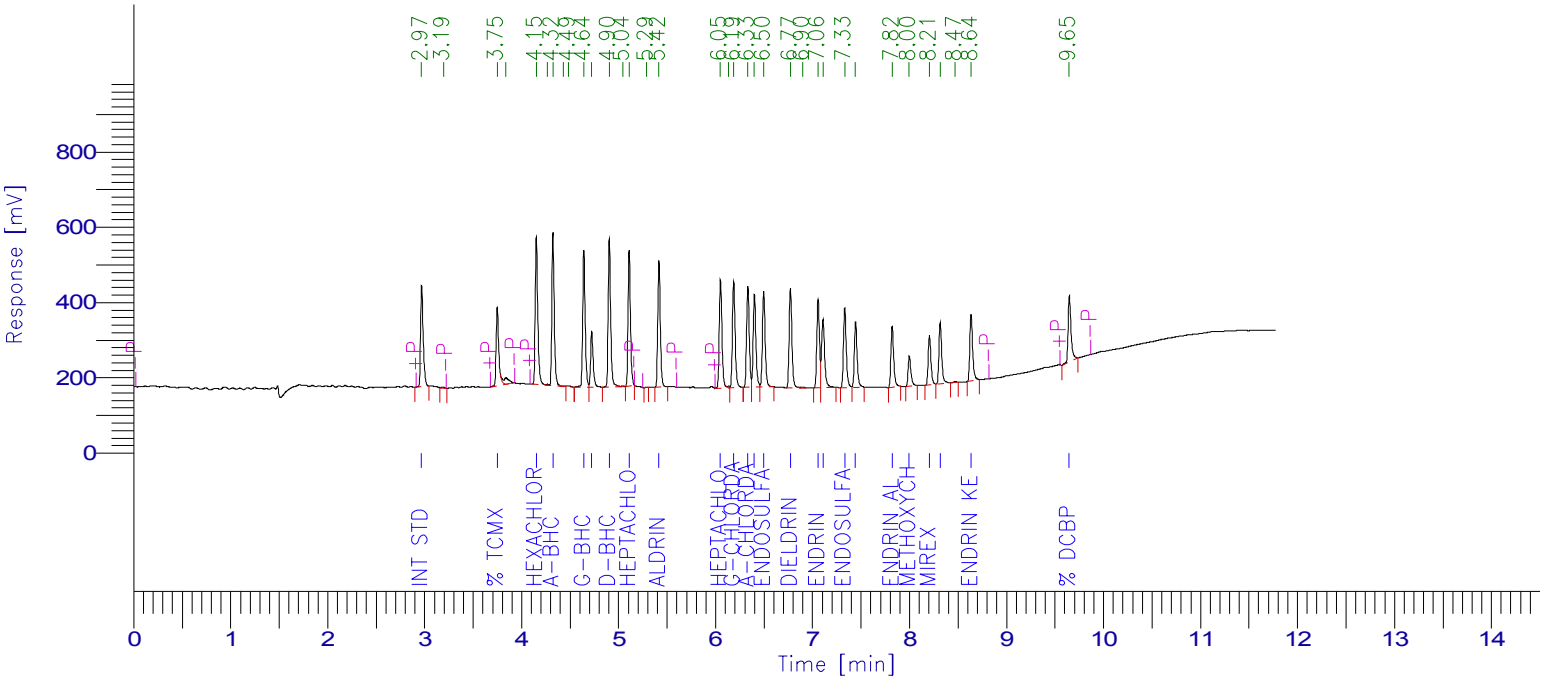

PESTICIDE REPORT

Peak #	Time [min]	Component Name	Raw Amount	Surrogate Recovery TCMX & DCBP	Multiplier	Adjusted Amount for Labowrks	Area [µV·s]
1	2.969	Int Std	100.0000	250.0000	1.0000	100.0000	508911.38
3	3.748	% TCMX	83.0491	207.6226	1.0000	83.0491	402753.64
5	4.151	Hexachlorobenzene	43.6771	109.1926	1.0000	43.6771	726658.79
7	4.323	a-BHC	47.5143	118.7857	1.0000	47.5143	700716.44
10	4.641	g-BHC	50.4706	126.1764	1.0000	50.4706	650200.47
11	4.723	b-BHC	47.8153	119.5383	1.0000	47.8153	270792.97
12	4.903	d-BHC	46.3338	115.8346	1.0000	46.3338	702977.62
14	5.109	Heptachlor	43.2983	108.2458	1.0000	43.2983	622898.57
16	5.416	Aldrin	45.8763	114.6908	1.0000	45.8763	601851.68
17	6.051	Heptachlor epoxide	43.8198	109.5494	1.0000	43.8198	544652.84
19	6.187	g-Chlordane	42.1496	105.3739	1.0000	42.1496	540337.72
20	6.333	a-Chlordane	46.4150	116.0376	1.0000	46.4150	507649.30
21	6.401	4,4'-DDE	46.0529	115.1323	1.0000	46.0529	484855.02
22	6.496	Endosulfan I	45.5782	113.9454	1.0000	45.5782	506190.99
23	6.772	Dieldrin	47.8286	119.5716	1.0000	47.8286	527518.68
25	7.057	Endrin	48.9611	122.4027	1.0000	48.9611	463833.62
26	7.107	4,4'-DDD	47.9774	119.9434	1.0000	47.9774	385774.76
27	7.332	Endosulfan II	43.6995	109.2487	1.0000	43.6995	426808.02
28	7.444	4,4'-DDT	41.7211	104.3027	1.0000	41.7211	346682.10
29	7.821	Endrin aldehyde	42.1811	105.4527	1.0000	42.1811	327974.49
30	7.998	Methoxychlor	39.3416	98.3541	1.0000	39.3416	158289.18
31	8.205	Mirex	39.9154	99.7886	1.0000	39.9154	260889.79
32	8.316	Endosulfan sulfate	42.0046	105.0114	1.0000	42.0046	333628.56
34	8.635	Endrin Ketone	40.3987	100.9968	1.0000	40.3987	360564.08
35	9.648	% DCBP	63.8550	159.6375	1.0000	63.8550	370159.55
				3074.8358	25.0000	1229.9343	11733570.27

Client Id: Continuing Calibration

Software Version: 4.1<1L22>
Date: 8/4/2017 07:43 AM
Sample Name : mix 4;16d
Data File : E:\TC2017\ECD4\08-AUG\803B031.RAW Date: 8/3/2017 04:45 PM
Sequence File: E:\TC2017\ECD4\08-AUG\PEST_SEQ.SEQ Cycle: 106 Channel : B
Instrument : AUTO4-DUAL_ECD Rack/Vial: 0/27 Operator:
Sample Amount : 1.0000 Dilution Factor : 1.00

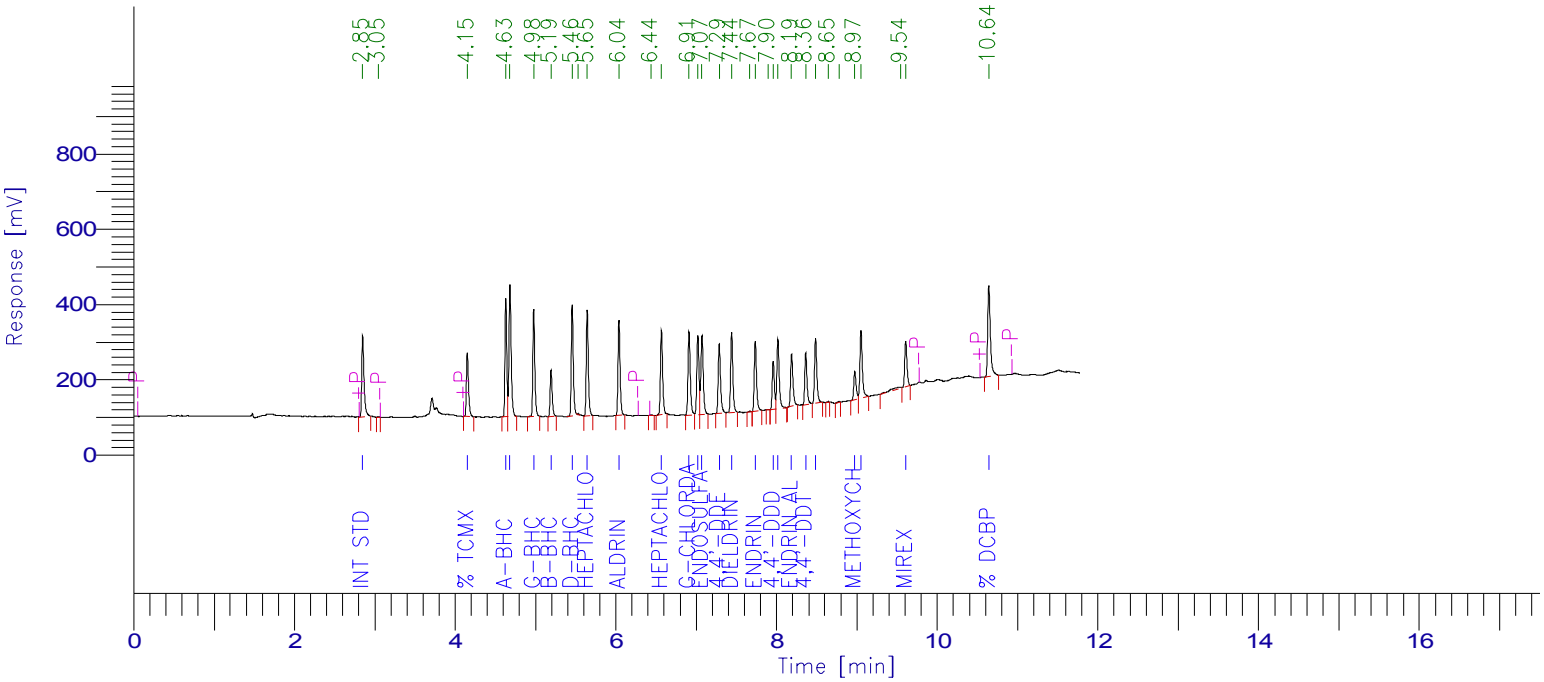

PESTICIDE REPORT

Peak #	Time [min]	Component Name	Raw Amount	Surrogate Recovery TCMX & DCBP	Multiplier	Adjusted Amount for Labowrks	Area [µV·s]
1	2.848	Int Std	100.0000	250.0000	1.0000	100.0000	427374.92
3	4.151	% TCMX	75.0665	187.6662	1.0000	75.0665	313363.85
4	4.630	a-BHC	53.9076	134.7690	1.0000	53.9076	499630.17
5	4.681	Hexachlorobenzene	45.1841	112.9602	1.0000	45.1841	668356.02
6	4.979	g-BHC	53.5482	133.8705	1.0000	53.5482	487252.53
7	5.192	b-BHC	48.0884	120.2209	1.0000	48.0884	217750.14
8	5.457	d-BHC	45.5776	113.9439	1.0000	45.5776	516985.38
10	5.645	Heptachlor	44.7337	111.8343	1.0000	44.7337	496569.26
11	6.039	Aldrin	45.8966	114.7415	1.0000	45.8966	453568.66
13	6.567	Heptachlor epoxide	45.8563	114.6407	1.0000	45.8563	426779.95
14	6.910	g-Chlordane	45.1198	112.7994	1.0000	45.1198	438482.75
15	7.020	a-Chlordane	46.6216	116.5540	1.0000	46.6216	402680.08
16	7.072	Endosulfan I	46.9184	117.2959	1.0000	46.9184	433387.98
17	7.287	4,4'-DDE	45.9890	114.9724	1.0000	45.9890	375635.35
18	7.442	Dieldrin	53.2263	133.0657	1.0000	53.2263	409603.19
20	7.735	Endrin	45.5607	113.9016	1.0000	45.5607	366016.99
22	7.959	4,4'-DDD	46.1973	115.4931	1.0000	46.1973	239725.53
23	8.018	Endosulfan II	47.1473	117.8682	1.0000	47.1473	380133.75
24	8.186	Endrin aldehyde	45.7525	114.3813	1.0000	45.7525	284970.03
25	8.363	4,4'-DDT	45.9812	114.9529	1.0000	45.9812	265207.56
26	8.486	Endosulfan sulfate	44.6897	111.7241	1.0000	44.6897	342327.89
29	8.973	Methoxychlor	45.2286	113.0714	1.0000	45.2286	154103.79
30	9.051	Endrin Ketone	47.5827	118.9568	1.0000	47.5827	380113.07
32	9.607	Mirex	41.7485	104.3714	1.0000	41.7485	240512.21
33	10.641	% DCBP	73.2769	183.1922	1.0000	73.2769	564759.39
				3197.2479	25.0000	1278.8992	9785290.45

Client Id: Chlordane Standard

Software Version: 4.1<1L22>
Date: 8/2/2017 10:48 AM
Sample Name : c300;15p
Data File : E:\TC2017\ECD10\08-AUG\802A006.RAW Date: 8/2/2017 09:32 AM
Sequence File: E:\TC2017\ECD10\08-AUG\PEST.SEQ Cycle: 48 Channel : A
Instrument : AUTO_ECD10 Rack/Vial: 0/4 Operator: cw
Sample Amount : 1.0000 Dilution Factor : 1.00

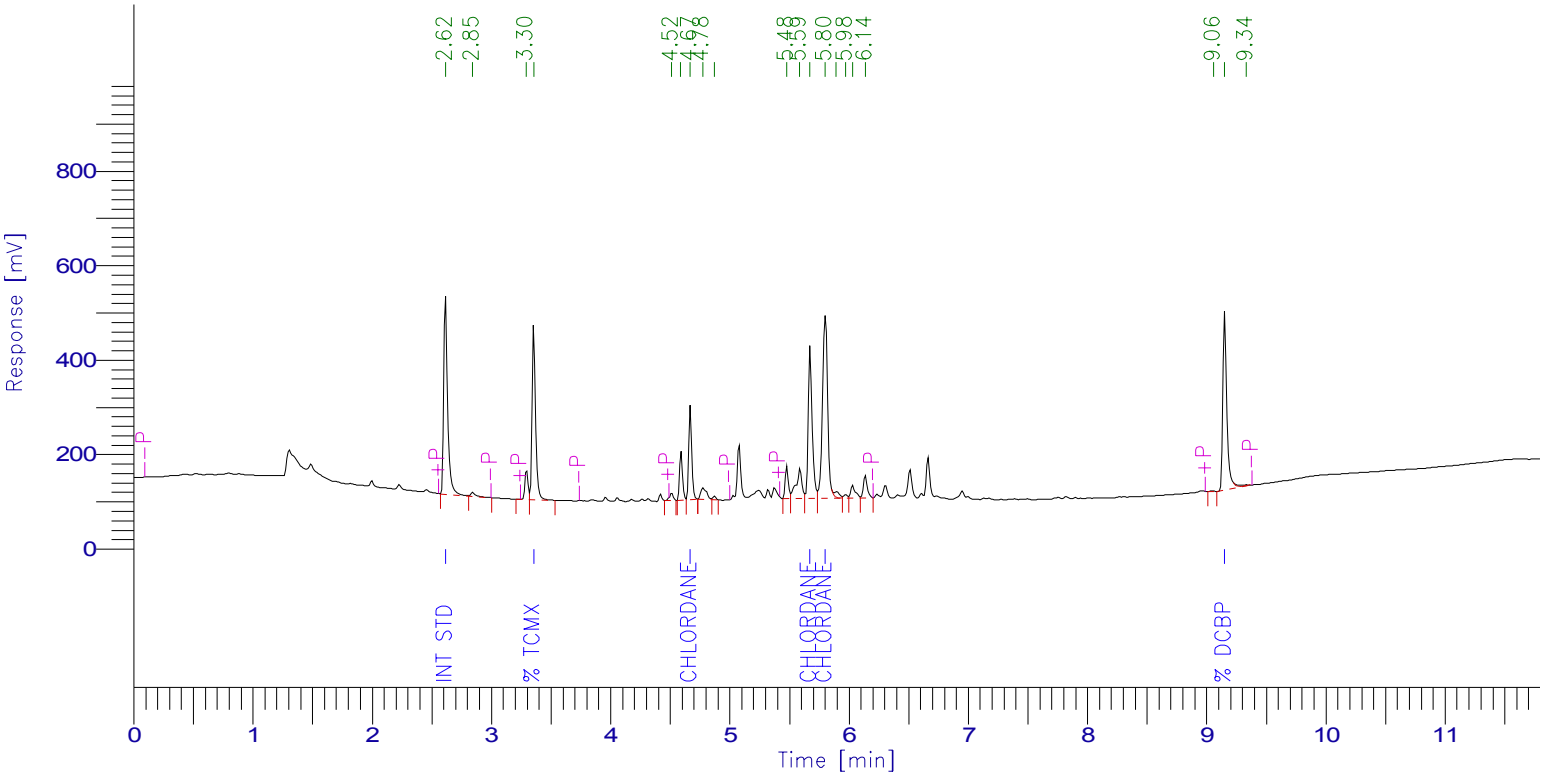

Chlordane Report

Peak #	Time [min]	Component Name	Raw Amount	Multiplier	Adjusted Amt for Labworks	Area [µV·s]
1	2.622	Int Std	100.0000	1.0000	100.0000	959672.35
4	3.362	% TCMX	59.9692	1.0000	59.9692	739286.56
	5.803	Chlordane	331.4917	1.0000	331.4917	2250815.94
19	9.152	% DCBP	65.8072	1.0000	65.8072	881830.34
			557.2680	4.0000	557.2680	4831605.18

Group Report For : Chlordane

Peak #	Time [min]	Component Name	Raw Amount	Multiplier	Adjusted Amt for Labworks	Area [µV·s]
7	4.672	Chlordane-1	321.8759	1.0000	321.8759	341969.82
12	5.676	Chlordane-2	332.3897	1.0000	332.3897	737563.06
13	5.803	Chlordane-3	333.8355	1.0000	333.8355	1171283.06
			988.1010	3.0000	988.1010	2250815.94

Client Id: Chlordane Standard

Software Version: 4.1<1L22>
Date: 8/2/2017 10:43 AM
Sample Name : c300;15p
Data File : E:\TC2017\ECD10\08-AUG\802B006.RAW Date: 8/2/2017 09:32 AM
Sequence File: E:\TC2017\ECD10\08-AUG\PEST.SEQ Cycle: 48 Channel : B
Instrument : AUTO_ECD10 Rack/Vial: 0/4 Operator: cw
Sample Amount : 1.0000 Dilution Factor : 1.00

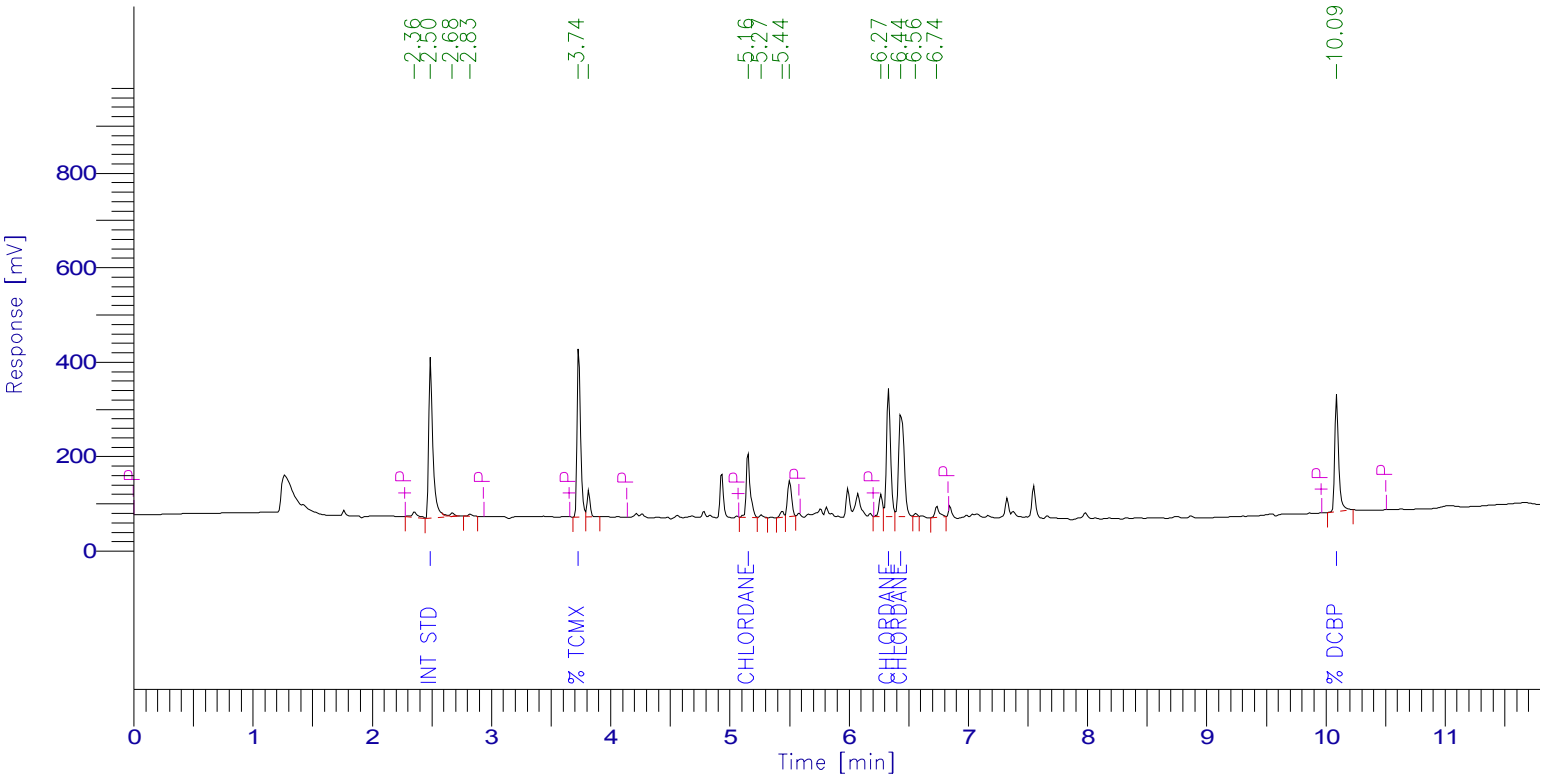

Chlordane Report

Peak #	Time [min]	Component Name	Raw Amount	Multiplier	Adjusted Amt for Labworks	Area [µV·s]
2	2.497	Int Std	100.0000	1.0000	100.0000	826294.85
5	3.737	% TCMX	66.5760	1.0000	66.5760	732388.84
	6.335	Chlordane	304.1445	1.0000	304.1445	1647102.59
16	10.090	% DCBP	65.8781	1.0000	65.8781	560073.56
			536.5985	4.0000	536.5985	3765859.84

Group Report For : Chlordane

Peak #	Time [min]	Component Name	Raw Amount	Multiplier	Adjusted Amt for Labworks	Area [µV·s]
7	5.159	Chlordane-1	313.3272	1.0000	313.3272	314410.07
12	6.335	Chlordane-2	312.0195	1.0000	312.0195	630839.02
13	6.437	Chlordane-3	293.6284	1.0000	293.6284	701853.50
			918.9752	3.0000	918.9752	1647102.59

Client Id: Toxaphene Standard

Software Version: 4.1<1L22>
Date: 8/2/2017 10:54 AM
Sample Name : tox 1000;16n
Data File : E:\TC2017\ECD10\08-AUG\802A007.RAW Date: 8/2/2017 09:50 AM
Sequence File: E:\TC2017\ECD10\08-AUG\PEST.SEQ Cycle: 49 Channel : A
Instrument : AUTO_ECD10 Rack/Vial: 0/5 Operator: cw
Sample Amount : 1.0000 Dilution Factor : 1.00

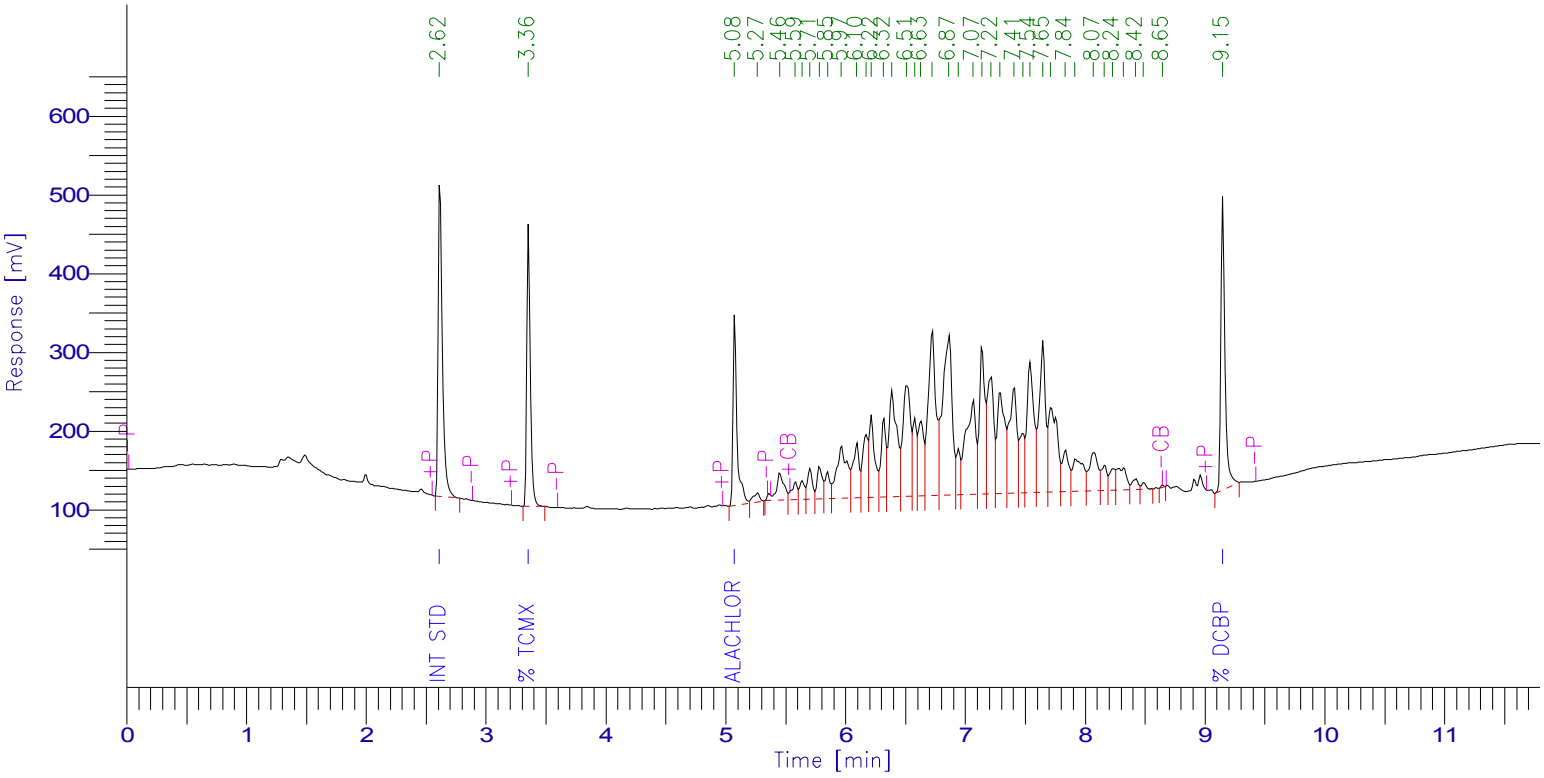

Toxaphene Timed Report

Peak #	Time [min]	Component Name	Raw Amount	Area [µV·s]
1	2.618	Int Std	100.0000	979751.59
2	3.361	% TCMX	58.8580	729558.07
3	5.080	Alachlor	25.1722	553807.22
	7.100	Toxaphene	1077.8027	12326960.10
41	9.152	% DCBP	59.2281	882452.75
			1321.0610	15472529.74

Client Id: Toxaphene Standard

Software Version: 4.1<1L22>
Date: 8/2/2017 10:55 AM
Sample Name : tox 1000;16n
Data File   : E:\TC2017\ECD10\08-AUG\802B007.RAW   Date: 8/2/2017 09:50 AM
Sequence File: E:\TC2017\ECD10\08-AUG\PEST.SEQ   Cycle: 49   Channel : B
Instrument   : AUTO_ECD10   Rack/Vial: 0/5   Operator: cw
Sample Amount   : 1.0000   Dilution Factor : 1.00

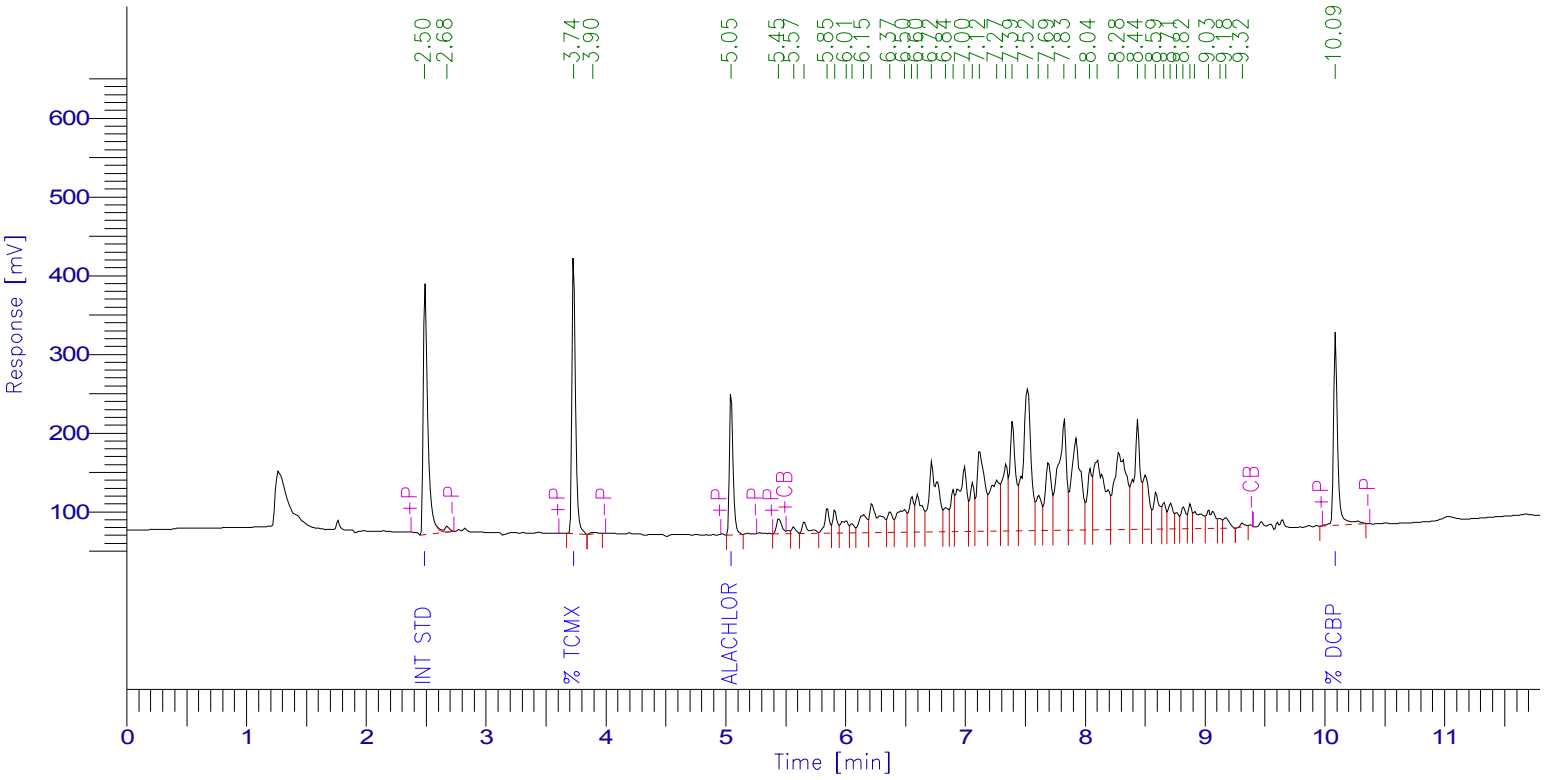

Toxaphene Timed Report

Peak #	Time [min]	Component Name	Raw Amount	Area [µV·s]
1	2.495	Int Std	100.0000	853148.25
3	3.737	% TCMX	58.0375	744505.47
5	5.050	Alachlor	23.5848	382503.23
	7.450	Toxaphene	1111.5502	9813324.76
49	10.091	% DCBP	61.6555	587589.05
			1354.8281	12381070.76

Client Id: Chlordane Standard

Software Version: 4.1<1L22>
Date: 8/3/2017 11:04 AM
Sample Name : c300;15p
Data File : E:\TC2017\ECD4\08-AUG\803A006.RAW Date: 8/3/2017 09:19 AM
Sequence File: E:\TC2017\ECD4\08-AUG\PEST_SEQ.SEQ Cycle: 81 Channel : A
Instrument : AUTO4-DUAL_ECD Rack/Vial: 0/5 Operator:
Sample Amount : 1.0000 Dilution Factor : 1.00

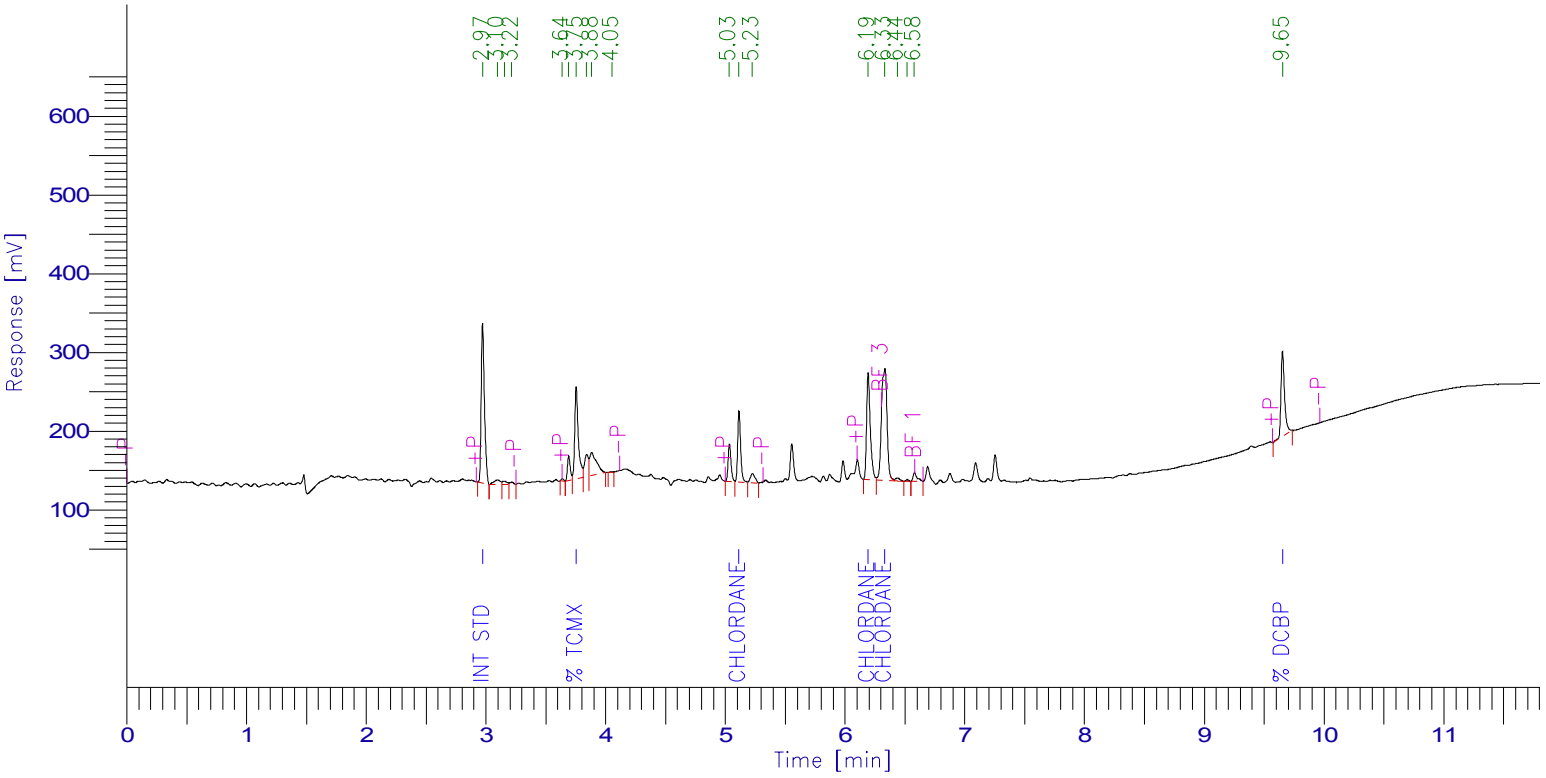

Chlordane Report

Peak #	Time [min]	Component Name	Raw Amount	Multiplier	Adjusted Amt for Labworks	Area [µV·s]
1	2.973	Int Std	100.0000	1.0000	100.0000	381098.01
7	3.753	% TCMX	62.8429	1.0000	62.8429	244415.63
12	5.113	Chlordane-1	268.8218	1.0000	268.8218	153473.31
14	6.192	Chlordane-2	246.4353	1.0000	246.4353	290255.86
15	6.332	Chlordane-3	281.6145	1.0000	281.6145	458528.06
19	9.653	% DCBP	51.5583	1.0000	51.5583	227996.79
			1011.2728	6.0000	1011.2728	1755767.66

Client Id: Chlordane Standard

Software Version: 4.1<1L22>
Date: 8/3/2017 11:05 AM
Sample Name : c300;15p
Data File : E:\TC2017\ECD4\08-AUG\803B006.RAW Date: 8/3/2017 09:19 AM
Sequence File: E:\TC2017\ECD4\08-AUG\PEST_SEQ.SEQ Cycle: 81 Channel : B
Instrument : AUTO4-DUAL_ECD Rack/Vial: 0/5 Operator:
Sample Amount : 1.0000 Dilution Factor : 1.00

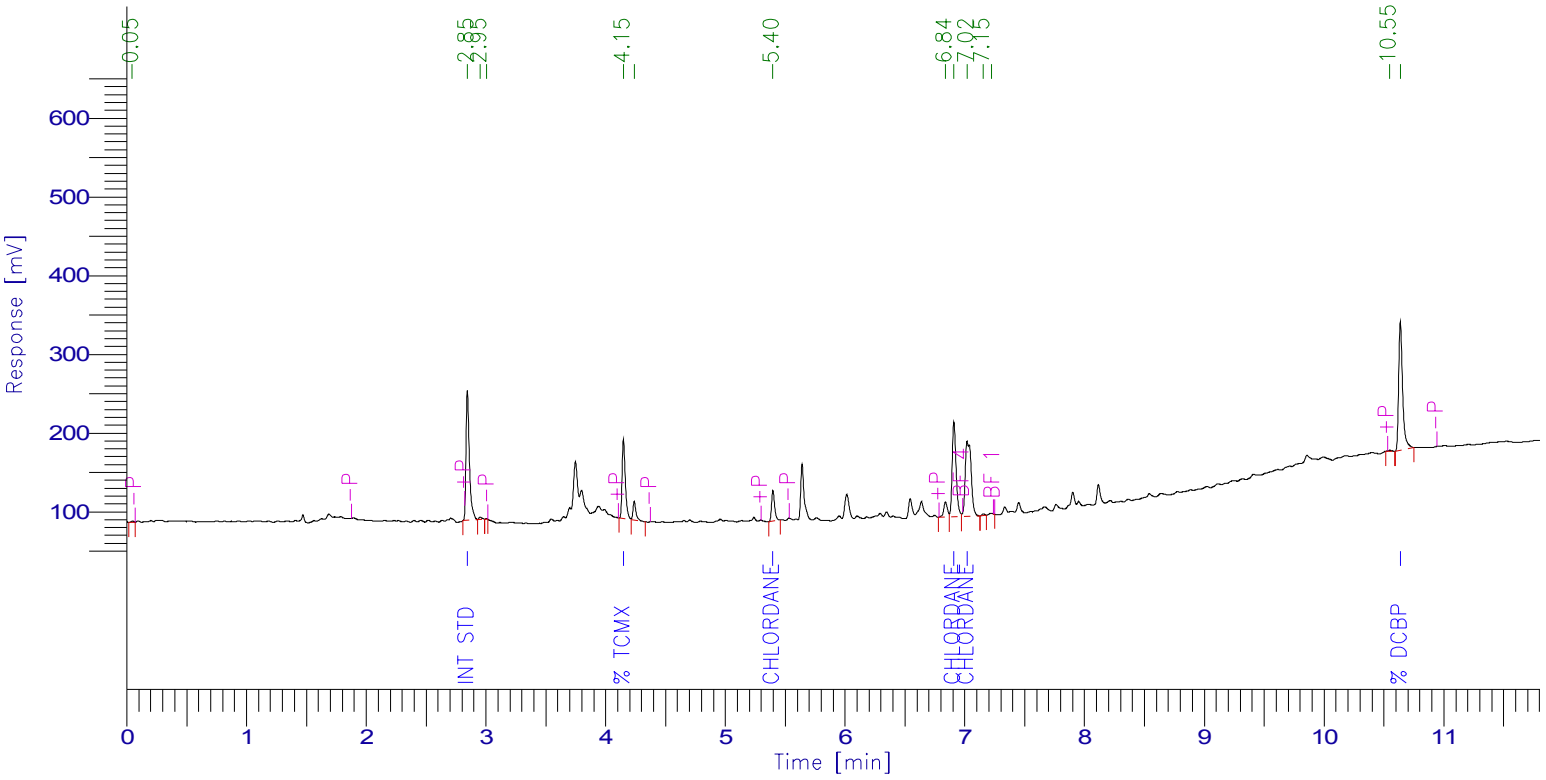

Chlordane Report

Peak #	Time [min]	Component Name	Raw Amount	Multiplier	Adjusted Amt for Labworks	Area [µV·s]
2	2.846	Int Std	100.0000	1.0000	100.0000	323201.86
5	4.150	% TCMX	59.9171	1.0000	59.9171	186667.56
7	5.398	Chlordane-1	261.8716	1.0000	261.8716	68930.18
9	6.909	Chlordane-2	301.2128	1.0000	301.2128	275778.48
10	7.018	Chlordane-3	301.9186	1.0000	301.9186	328840.70
14	10.637	% DCBP	61.8039	1.0000	61.8039	374286.25
			1086.7240	6.0000	1086.7240	1557705.03

Client Id: Toxaphene Standard

Software Version: 4.1<1L22>
Date: 8/3/2017 11:04 AM
Sample Name : tox 1000;16n
Data File : E:\TC2017\ECD4\08-AUG\803A007.RAW Date: 8/3/2017 09:34 AM
Sequence File: E:\TC2017\ECD4\08-AUG\PEST_SEQ.SEQ Cycle: 82 Channel : A
Instrument : AUTO4-DUAL_ECD Rack/Vial: 0/6 Operator:
Sample Amount : 1.0000 Dilution Factor : 1.00

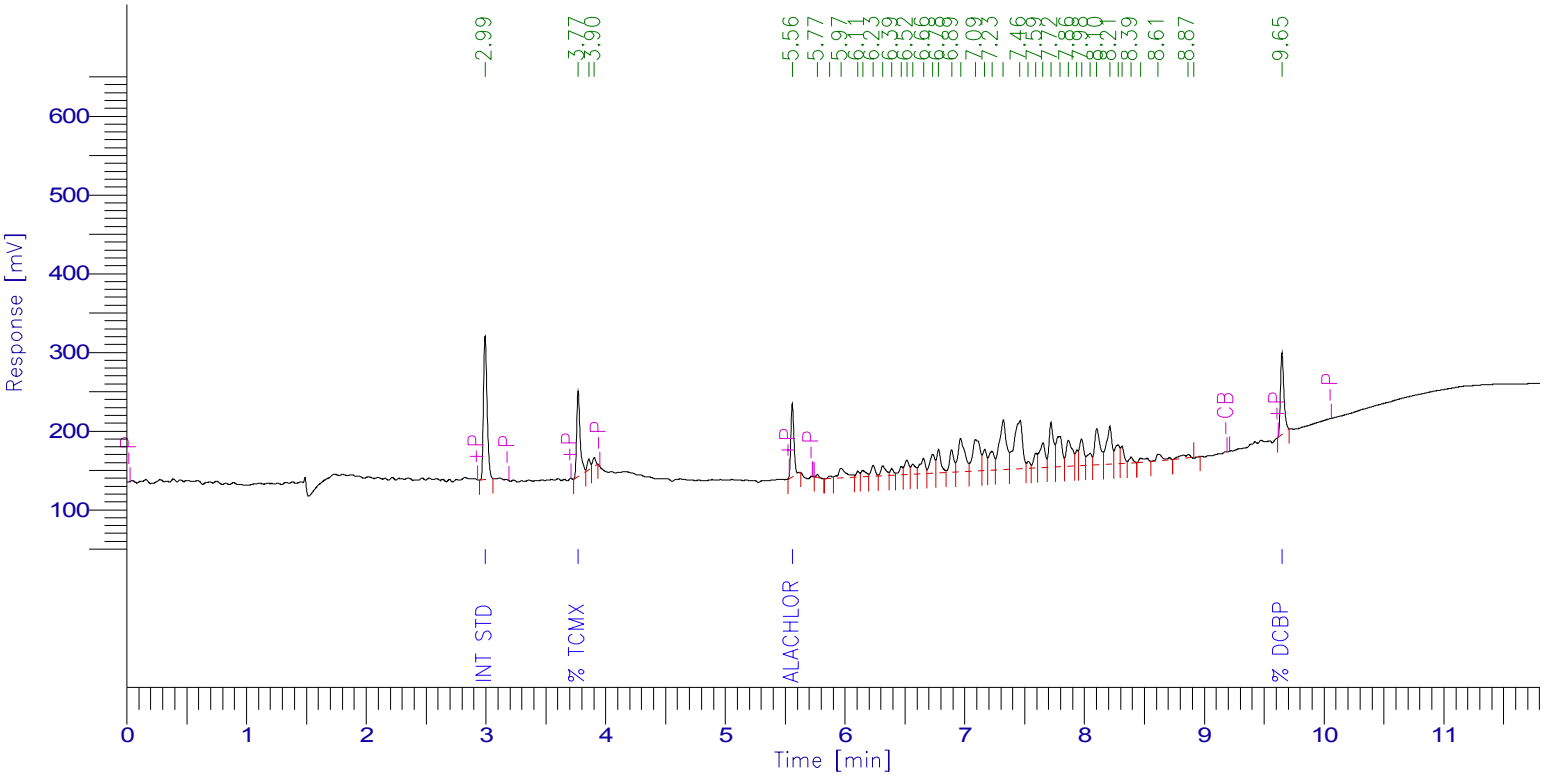

Toxaphene Timed Report

Peak #	Time [min]	Component Name	Raw Amount	Area [µV·s]
1	2.994	Int Std	100.0000	382296.54
2	3.769	% TCMX	58.5644	217529.43
5	5.559	Alachlor	22.2503	167335.55
	7.470	Toxaphene	692.0901	2904189.68
45	9.648	% DCBP	56.2939	207103.97
			929.1988	3878455.18

Client Id: Toxaphene Standard

Software Version: 4.1<1L22>
Date: 8/3/2017 11:05 AM
Sample Name : tox 1000;16n
Data File : E:\TC2017\ECD4\08-AUG\803B007.RAW Date: 8/3/2017 09:34 AM
Sequence File: E:\TC2017\ECD4\08-AUG\PEST_SEQ.SEQ Cycle: 82 Channel : B
Instrument : AUTO4-DUAL_ECD Rack/Vial: 0/6 Operator:
Sample Amount : 1.0000 Dilution Factor : 1.00

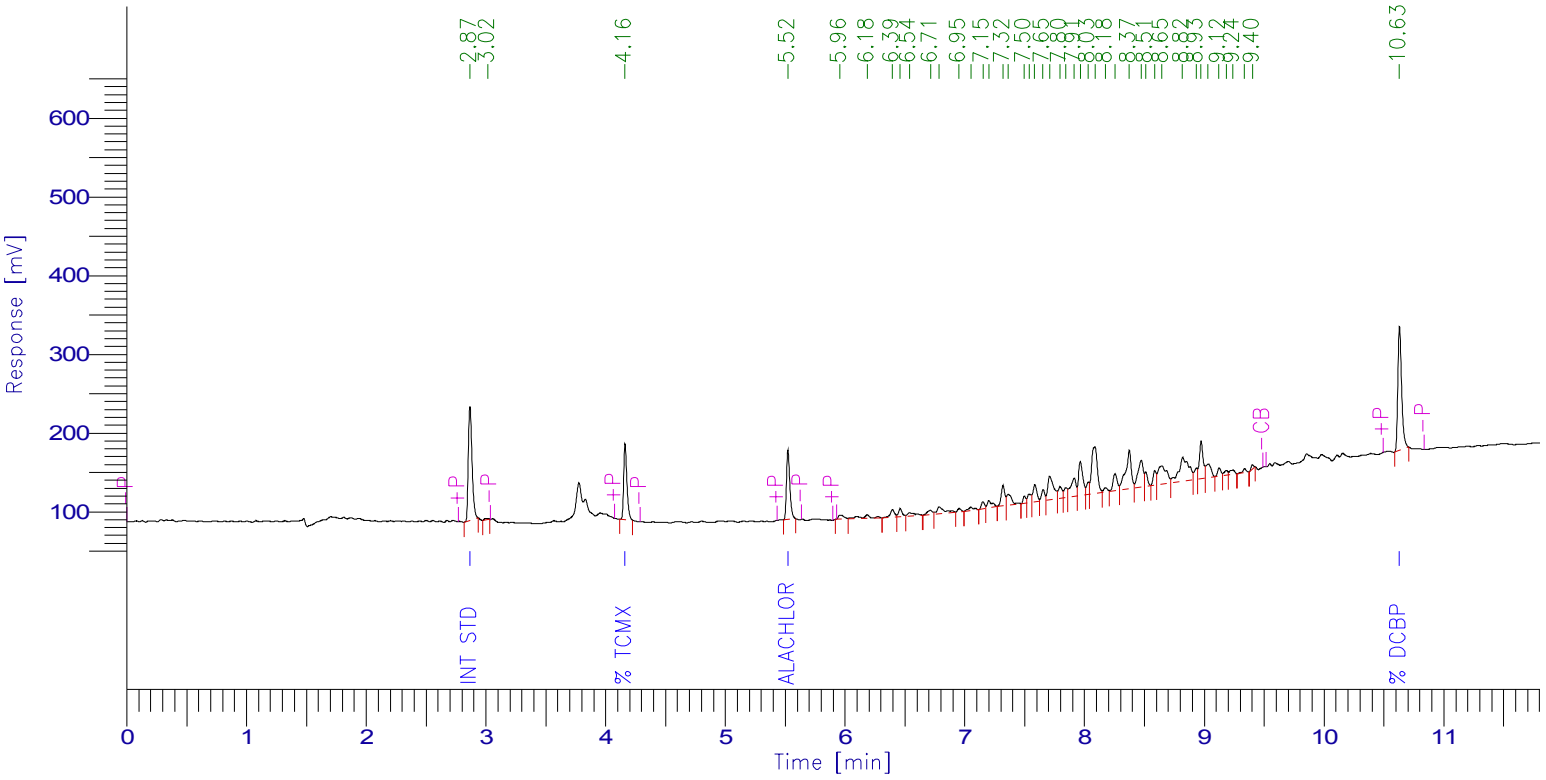

Toxaphene Timed Report

Peak #	Time [min]	Component Name	Raw Amount	Area [µV·s]
1	2.868	Int Std	100.0000	314450.74
3	4.163	% TCMX	57.9914	178909.04
4	5.523	Alachlor	24.8462	169809.40
	7.700	Toxaphene	912.8889	1985031.46
45	10.630	% DCBP	62.9862	346106.04
			1158.7127	2994306.69

1D

PESTICIDE ORGANICS ANALYSIS DATA SHEET

CLIENT SAMPLE NO.

BY76292 LCS

Lab Name: Phoenix Environmental Client: NETC

Lab Code: Phoenix Instr: ECD10 Column.: CLP 0.32 SDG No.: GBY76292

Matrix: (soil/water) SOIL Lab Sample ID: BY76292 LCS

Sample wt/vol: 15 (g/mL) g Lab File ID: 802A015

% Moisture: n.a. decanted: (Y/N) N Date Received: 08/01/17

Extraction: (SepF/Cont/ASE) 3545 Date Extracted: 08/01/17

Concentrated Extract Volume: 5000 (uL) Date Analyzed: 08/02/17

Injection Volume: 1 (ul) Dilution Factor: 2

CONCENTRATION UNITS:
(mg/L or mg/Kg) ug/Kg

CAS NO.	COMPOUND	CF	CONC	P/C	Q	MDL	PQL
319-84-6	alpha-BHC	2.314	25.6	P		1.0	1.0
319-85-7	beta-BHC	1.059	28.1	P		1.0	1.0
319-86-8	delta-BHC	2.165	29.6	P		3.3	3.3
58-89-9	gamma-BHC (Lindane)	2.204	27.4	P		1.0	1.0
76-44-8	Heptachlor	2.100	29.3	P		3.3	3.3
309-00-2	Aldrin	2.083	26.8	P		1.0	1.0
1024-57-3	Heptachlor Epoxide	1.829	26.5	P		3.3	3.3
959-98-8	Endosulfan I	1.888	26.7	P		3.3	3.3
60-57-1	Dieldrin	1.880	27.4	P		1.0	1.0
72-55-9	4,4' -DDE	1.512	29.6	P		1.7	1.7
72-20-8	Endrin	1.632	29.3	P		3.3	3.3
33213-65-9	Endosulfan II	1.637	30.1	P		3.3	3.3
72-54-8	4,4' -DDD	1.225	32.1	P		1.7	1.7
1031-07-8	Endosulfan Sulfate	1.626	28.7	P		3.3	3.3
50-29-3	4,4' -DDT	1.421	33.3	P		1.7	1.7
72-43-5	Methoxychlor	0.766	34.6	P		3.3	3.3
53494-70-5	Endrin ketone	1.820	29.8	P		3.3	3.3
7421-93-4	Endrin Aldehyde	1.482	25.5	P		3.3	3.3
8001-35-2	Toxaphene	NA	130	P	U	130	130
5103-71-9	alpha-Chlordane	1.928	26.6	P		3.3	3.3
5103-74-2	gamma-Chlordane	1.926	25.8	P		3.3	3.3
57-74-9	Chlordane	NA	25.8	P		33	33
2051-24-3	Decachlorobiphenyl	1.484	95	P		%	%
877-09-8	Tetrachloro-m-xylene	1.325	76	P		%	%

319-84-6 Sample Result Calc: ((38.3315raw * 2df * 5fv) / (15wt-vol * 1%sol) = 25.6

Both channels need to have the compound detected for a concentration to be reported on either channel.
U1=Due to matrix interference and/or the presence of a large amount of non-target material, the reporting level for this compound has been elevated.
U2=The presence of this compound was not confirmed by the analyst based on the characteristic pattern matching of multi-component parameters, retention time, and/or peak shape.

P/C: P=Primary Result C=Confirmation Result X=Not Used CF=Calculated Calibration/Response Factor MC=Multi-Component

1D

PESTICIDE ORGANICS ANALYSIS DATA SHEET

CLIENT SAMPLE NO.

BY76292 LCS

Lab Name: Phoenix Environmental Client: NETC

Lab Code: Phoenix Instr: ECD10 Column.: rtx-440 0.32 SDG No.: GBY76292

Matrix: (soil/water) SOIL Lab Sample ID: BY76292 LCS

Sample wt/vol: 15 (g/mL) g Lab File ID: 802B015

% Moisture: n.a. decanted: (Y/N) N Date Received: 08/01/17

Extraction: (SepF/Cont/ASE) 3545 Date Extracted: 08/01/17

Concentrated Extract Volume: 5000 (uL) Date Analyzed: 08/02/17

Injection Volume: 1 (ul) Dilution Factor: 2

CONCENTRATION UNITS:
(mg/L or mg/Kg) ug/Kg

CAS NO.	COMPOUND	CF	CONC	P/C	Q	MDL	PQL
319-84-6	alpha-BHC	2.662	24.3	C		1.0	1.0
319-85-7	beta-BHC	1.115	23.8	C		1.0	1.0
319-86-8	delta-BHC	2.314	25.8	C		3.3	3.3
58-89-9	gamma-BHC (Lindane)	2.309	24.9	C		1.0	1.0
76-44-8	Heptachlor	1.858	26.7	C		3.3	3.3
309-00-2	Aldrin	2.113	23.8	C		1.0	1.0
1024-57-3	Heptachlor Epoxide	1.791	25.6	C		3.3	3.3
959-98-8	Endosulfan I	1.678	23.8	C		3.3	3.3
60-57-1	Dieldrin	1.842	25.0	C		1.0	1.0
72-55-9	4,4' -DDE	1.703	25.3	C		1.7	1.7
72-20-8	Endrin	1.565	26.8	C		3.3	3.3
33213-65-9	Endosulfan II	1.503	28.1	C		3.3	3.3
72-54-8	4,4' -DDD	1.337	26.1	C		1.7	1.7
1031-07-8	Endosulfan Sulfate	1.408	27.0	C		3.3	3.3
50-29-3	4,4' -DDT	1.298	27.9	C		1.7	1.7
72-43-5	Methoxychlor	0.662	28.9	C		3.3	3.3
53494-70-5	Endrin ketone	1.565	28.0	C		3.3	3.3
7421-93-4	Endrin Aldehyde	1.315	23.3	C		3.3	3.3
8001-35-2	Toxaphene	NA	130	C	U	130	130
5103-71-9	alpha-Chlordane	1.814	27.3	C		3.3	3.3
5103-74-2	gamma-Chlordane	1.897	25.0	C		3.3	3.3
57-74-9	Chlordane	NA	25.0	C		33	33
2051-24-3	Decachlorobiphenyl	1.080	88	C		%	%
877-09-8	Tetrachloro-m-xylene	1.571	72	C		%	%

319-84-6 Sample Result Calc: ((36.5114raw * 2df * 5fv) / (15wt-vol * 1%sol) = 24.3

Both channels need to have the compound detected for a concentration to be reported on either channel.
U1=Due to matrix interference and/or the presence of a large amount of non-target material, the reporting level for this compound has been elevated.
U2=The presence of this compound was not confirmed by the analyst based on the characteristic pattern matching of multi-component parameters, retention time, and/or peak shape.

P/C: P=Primary Result C=Confirmation Result X=Not Used CF=Calculated Calibration/Response Factor MC=Multi-Component

10A

PESTICIDES CONFIRMATION SUMMARY FOR SINGLE COMPONENT ANALYTES

CLIENT SAMPLE NO

G CREEK STG BLD LCS

Lab Name: Phoenix Environmental Labs Client: NETC

Lab Code: Phoenix Lab File ID: 802A015 | 802B015 SDG No.: GBY76292

Lab SampleID: BY76292 Instrument ID: ECD10 Date Analyzed: 8/2/17 13:45

GC Column(A): CLP ID: 0.32 (mm) GC Column(B): rtx-440 ID: 0.32 (mm)

ANALYTE	COL	RT	RT WINDOW FROM	RT WINDOW TO	CALCULATED CONC	CF	%RPD	*
alpha-BHC	A	3.91	3.97	4.07	25.6	2.314	5.2	
	B	4.21	4.25	4.35	24.3	2.662		
beta-BHC	A	4.30	4.36	4.46	28.1	1.059	16.6	
	B	4.76	4.81	4.91	23.8	1.115		
delta-BHC	A	4.48	4.54	4.64	29.6	2.165	13.7	
	B	5.00	5.05	5.15	25.8	2.314		
gamma-BHC (Lindane)	A	4.22	4.28	4.38	27.4	2.204	9.6	
	B	4.55	4.60	4.70	24.9	2.309		
Heptachlor	A	4.68	4.74	4.84	29.3	2.100	9.3	
	B	5.16	5.22	5.32	26.7	1.858		
Aldrin	A	4.96	5.03	5.13	26.8	2.083	11.9	
	B	5.53	5.59	5.69	23.8	2.113		
Heptachlor Epoxide	A	5.55	5.61	5.75	26.5	1.829	3.5	
	B	6.02	6.08	6.22	25.6	1.791		
Endosulfan I	A	5.96	6.04	6.18	26.7	1.888	11.5	
	B	6.48	6.55	6.69	23.8	1.678		
Dieldrin	A	6.22	6.30	6.44	27.4	1.880	9.2	
	B	6.84	6.92	7.06	25.0	1.842		
4,4' -DDE	A	5.89	5.96	6.10	29.6	1.512	15.7	
	B	6.70	6.77	6.91	25.3	1.703		
Endrin	A	6.48	6.57	6.71	29.3	1.632	8.9	
	B	7.15	7.22	7.36	26.8	1.565		
Endosulfan II	A	6.74	6.84	6.98	30.1	1.637	6.9	
	B	7.45	7.52	7.66	28.1	1.503		
4,4' -DDD	A	6.55	6.63	6.77	32.1	1.225	20.6	
	B	7.40	7.47	7.61	26.1	1.337		
Endosulfan Sulfate	A	7.76	7.84	7.98	28.7	1.626	6.1	
	B	7.94	8.00	8.14	27.0	1.408		
4,4' -DDT	A	6.88	6.97	7.11	33.3	1.421	17.6	
	B	7.82	7.88	8.02	27.9	1.298		
Methoxychlor	A	7.46	7.55	7.69	34.6	0.766	18.0	
	B	8.45	8.51	8.65	28.9	0.662		
Endrin ketone	A	8.08	8.17	8.31	29.8	1.820	6.2	
	B	8.51	8.58	8.72	28.0	1.565		
Endrin Aldehyde	A	7.25	7.34	7.48	25.5	1.482	9.0	
	B	7.63	7.69	7.83	23.3	1.315		
alpha-Chlordane	A	5.82	5.89	6.03	26.6	1.928	2.6	
	B	6.44	6.51	6.65	27.3	1.814		
gamma-Chlordane	A	5.68	5.75	5.89	25.8	1.926	3.1	
	B	6.34	6.40	6.54	25.0	1.897		

%RPD must be less than or equal to 40% (*) Criteria exceeded.

NC - (No Criteria) %RPD is not calculated when either result is less than 2 times the reporting level.

CF = Calculated Calibration/Response Factor

FORM X Pesticides

Client Id: QC Laboratory Control Sample (LCS) BY76292

Software Version: 4.1<1L22>
Date: 8/3/2017 09:43 AM
Sample Name : lcs 76292 2xc cu
Data File : E:\TC2017\ECD10\08-AUG\802A015.RAW Date: 8/2/2017 01:45 PM
Sequence File: E:\TC2017\ECD10\08-AUG\PEST.SEQ Cycle: 57 Channel : A
Instrument : AUTO_ECD10 Rack/Vial: 0/12 Operator: cw
Sample Amount : 1.0000 Dilution Factor : 1.00

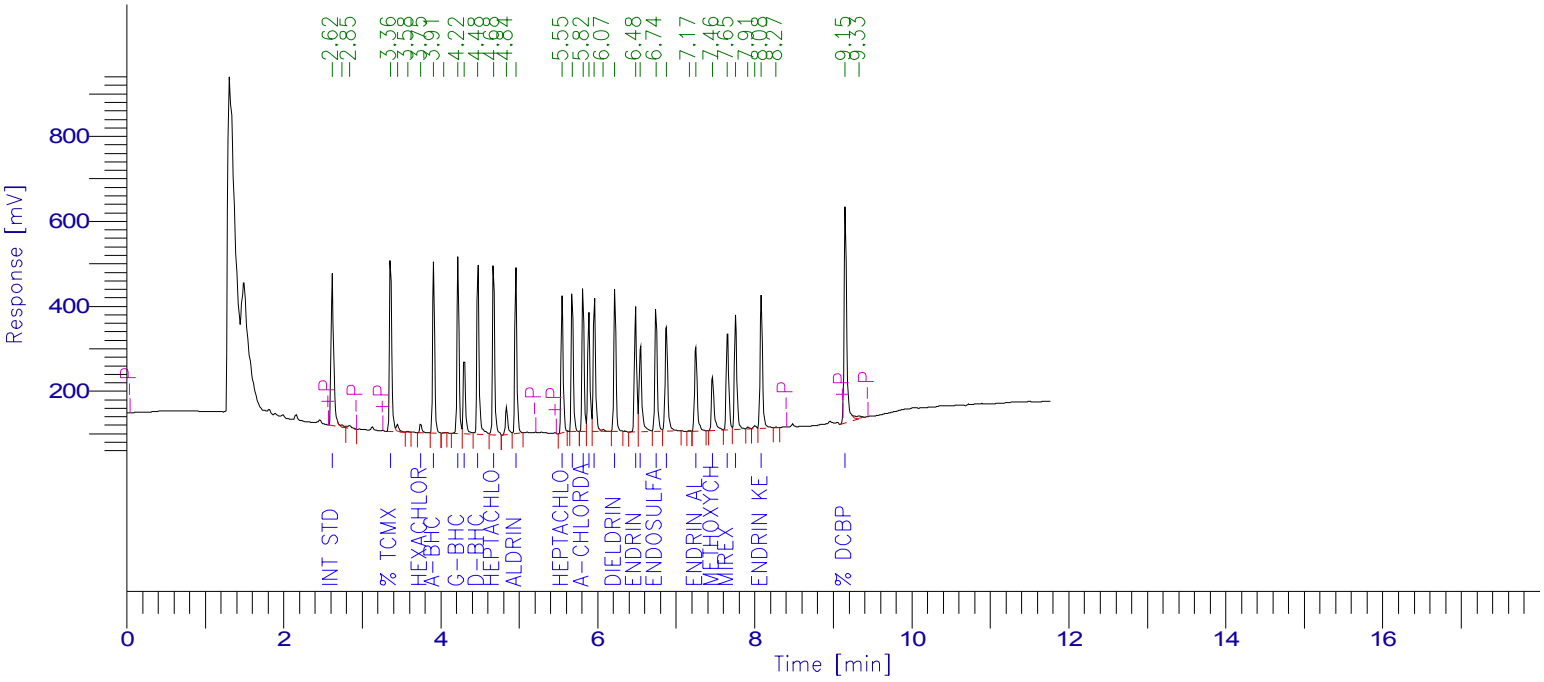

PESTICIDE REPORT

Peak #	Time [min]	Component Name	Raw Amount	Surrogate Recovery TCMX & DCBP	Multiplier	Adjusted Amount for Labowrks	Area [µV·s]
1	2.622	Int Std	100.0000	250.0000	1.0000	100.0000	832549.19
4	3.363	% TCMX	76.3398	190.8494	1.0000	76.3398	842313.64
7	3.749	Hexachlorobenzene	2.3377	5.8442	1.0000	2.3377	43168.80
8	3.913	a-BHC	38.3315	95.8288	1.0000	38.3315	738563.50
10	4.223	g-BHC	41.0347	102.5867	1.0000	41.0347	752951.23
11	4.304	b-BHC	42.1284	105.3209	1.0000	42.1284	371338.10
12	4.478	d-BHC	44.3788	110.9470	1.0000	44.3788	799904.27
13	4.675	Heptachlor	43.9706	109.9265	1.0000	43.9706	768685.28
15	4.960	Aldrin	40.2521	100.6303	1.0000	40.2521	698210.43
16	5.549	Heptachlor epoxide	39.6873	99.2182	1.0000	39.6873	604263.93
17	5.677	g-Chlordane	38.7053	96.7632	1.0000	38.7053	620676.72
18	5.815	a-Chlordane	39.9747	99.9367	1.0000	39.9747	641821.35
19	5.889	4,4'-DDE	44.3658	110.9145	1.0000	44.3658	558489.70
20	5.961	Endosulfan I	40.0312	100.0781	1.0000	40.0312	629283.65
22	6.219	Dieldrin	41.0682	102.6705	1.0000	41.0682	642705.59
23	6.483	Endrin	43.8916	109.7289	1.0000	43.8916	596478.17
24	6.545	4,4'-DDD	48.1064	120.2660	1.0000	48.1064	490450.48
25	6.743	Endosulfan II	45.1639	112.9097	1.0000	45.1639	615667.27
26	6.875	4,4'-DDT	49.9392	124.8480	1.0000	49.9392	590601.21
28	7.249	Endrin aldehyde	38.1879	95.4697	1.0000	38.1879	471142.40
29	7.463	Methoxychlor	51.9222	129.8055	1.0000	51.9222	331186.38
30	7.653	Mirex	44.1500	110.3750	1.0000	44.1500	517080.36
31	7.757	Endosulfan sulfate	43.0119	107.5297	1.0000	43.0119	582373.51
34	8.083	Endrin Ketone	44.6830	111.7075	1.0000	44.6830	677120.06
36	9.152	% DCBP	95.0909	237.7273	1.0000	95.0909	1174600.37
				2941.8824	25.0000	1176.7530	15591625.58

Software Version: 4.1<1L22>
Date: 8/3/2017 09:42 AM
Sample Name : lcs 76292 2xc cu
Data File   : E:\TC2017\ECD10\08-AUG\802B015.RAW   Date: 8/2/2017 01:45 PM
Sequence File: E:\TC2017\ECD10\08-AUG\PEST.SEQ   Cycle: 57   Channel : B
Instrument   : AUTO_ECD10   Rack/Vial: 0/12   Operator: cw
Sample Amount   : 1.0000   Dilution Factor : 1.00

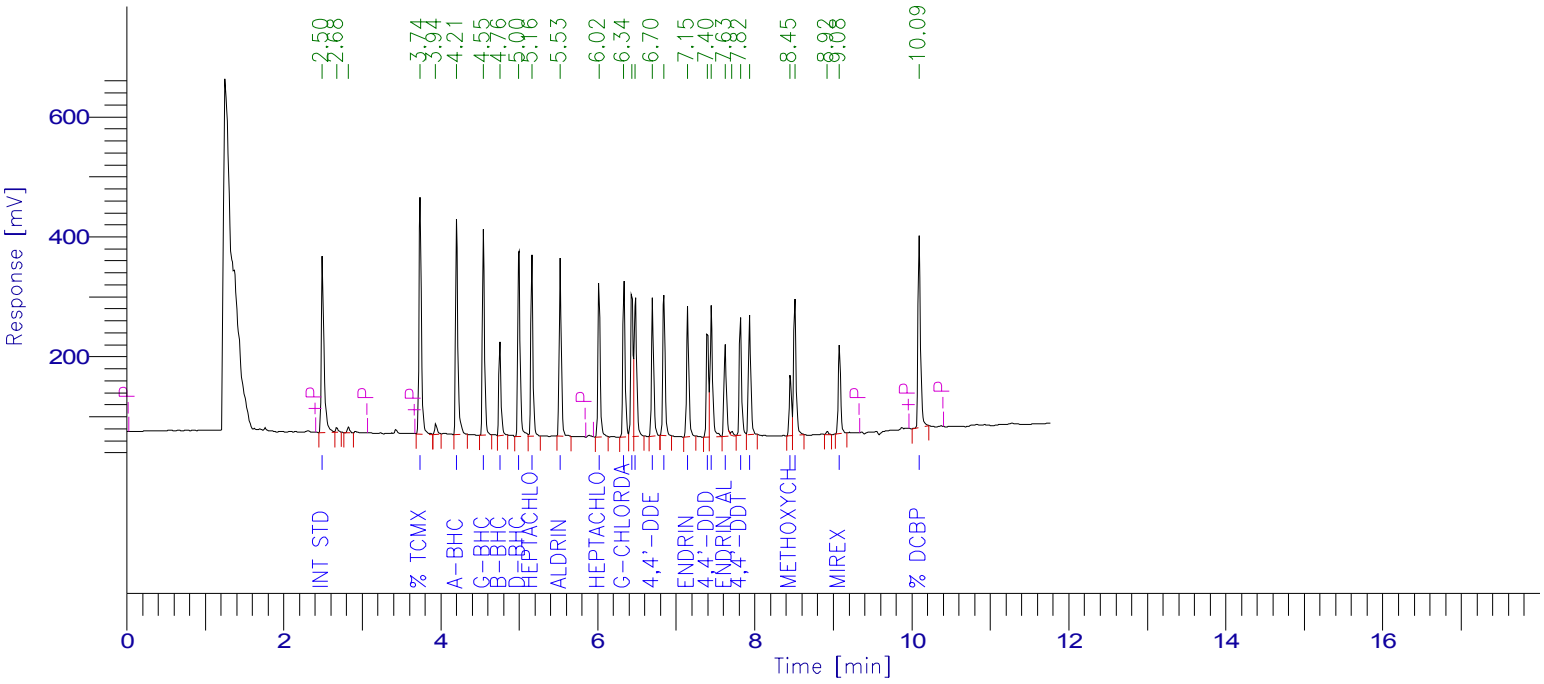

PESTICIDE REPORT

Peak #	Time [min]	Component Name	Raw Amount	Surrogate Recovery TCMX & DCBP	Multiplier	Adjusted Amount for Labowrks	Area [µV·s]
1	2.498	Int Std	100.0000	250.0000	1.0000	100.0000	741141.44
4	3.741	% TCMX	71.8607	179.6517	1.0000	71.8607	836829.68
6	4.206	a-BHC	36.5114	91.2786	1.0000	36.5114	720219.90
0	4.249	Hexachlorobenzene	0.0000	0.0000	1.0000	0.0000	0.00
7	4.546	g-BHC	37.3655	93.4139	1.0000	37.3655	639484.32
8	4.757	b-BHC	35.7295	89.3236	1.0000	35.7295	295205.17
9	4.998	d-BHC	38.6682	96.6706	1.0000	38.6682	663232.44
10	5.163	Heptachlor	40.0476	100.1190	1.0000	40.0476	551618.04
11	5.526	Aldrin	35.6350	89.0876	1.0000	35.6350	558108.04
12	6.018	Heptachlor epoxide	38.4200	96.0499	1.0000	38.4200	509963.74
13	6.336	g-Chlordane	37.4581	93.6452	1.0000	37.4581	526772.38
14	6.437	a-Chlordane	40.9654	102.4136	1.0000	40.9654	550772.85
15	6.481	Endosulfan I	35.6455	89.1136	1.0000	35.6455	443265.19
16	6.699	4,4'-DDE	37.8956	94.7390	1.0000	37.8956	478392.53
17	6.844	Dieldrin	37.5426	93.8564	1.0000	37.5426	512583.39
18	7.146	Endrin	40.1616	100.4039	1.0000	40.1616	465695.44
19	7.397	4,4'-DDD	39.1430	97.8576	1.0000	39.1430	387927.03
20	7.447	Endosulfan II	42.1916	105.4790	1.0000	42.1916	469984.80
21	7.625	Endrin aldehyde	35.0060	87.5150	1.0000	35.0060	341297.66
23	7.817	4,4'-DDT	41.8788	104.6969	1.0000	41.8788	402962.17
24	7.935	Endosulfan sulfate	40.4486	101.1215	1.0000	40.4486	422158.31
25	8.452	Methoxychlor	43.2838	108.2095	1.0000	43.2838	212415.64
26	8.511	Endrin Ketone	42.0610	105.1524	1.0000	42.0610	487999.44
28	9.076	Mirex	41.9095	104.7737	1.0000	41.9095	313459.14
29	10.092	% DCBP	87.5955	218.9888	1.0000	87.5955	701370.06
				2693.5609	25.0000	1077.4244	12232858.79

1D

PESTICIDE ORGANICS ANALYSIS DATA SHEET

CLIENT SAMPLE NO.

BY76292 LCSD

Lab Name: Phoenix Environmental Client: NETC

Lab Code: Phoenix Instr: ECD10 Column.: CLP 0.32 SDG No.: GBY76292

Matrix: (soil/water) SOIL Lab Sample ID: BY76292 LCSD

Sample wt/vol: 15 (g/mL) g Lab File ID: 802A016

% Moisture: n.a. decanted: (Y/N) N Date Received: 08/01/17

Extraction: (SepF/Cont/ASE) 3545 Date Extracted: 08/01/17

Concentrated Extract Volume: 5000 (uL) Date Analyzed: 08/02/17

Injection Volume: 1 (ul) Dilution Factor: 2

CONCENTRATION UNITS:
(mg/L or mg/Kg) ug/Kg

CAS NO.	COMPOUND	CF	CONC	P/C	Q	MDL	PQL
319-84-6	alpha-BHC	2.314	25.0	P		1.0	1.0
319-85-7	beta-BHC	1.059	28.9	P		1.0	1.0
319-86-8	delta-BHC	2.165	30.0	P		3.3	3.3
58-89-9	gamma-BHC (Lindane)	2.204	26.9	P		1.0	1.0
76-44-8	Heptachlor	2.100	29.2	P		3.3	3.3
309-00-2	Aldrin	2.083	26.8	P		1.0	1.0
1024-57-3	Heptachlor Epoxide	1.829	27.5	P		3.3	3.3
959-98-8	Endosulfan I	1.888	26.3	P		3.3	3.3
60-57-1	Dieldrin	1.880	27.2	P		1.0	1.0
72-55-9	4,4' -DDE	1.512	30.4	P		1.7	1.7
72-20-8	Endrin	1.632	29.6	P		3.3	3.3
33213-65-9	Endosulfan II	1.637	30.3	P		3.3	3.3
72-54-8	4,4' -DDD	1.225	32.2	P		1.7	1.7
1031-07-8	Endosulfan Sulfate	1.626	28.9	P		3.3	3.3
50-29-3	4,4' -DDT	1.421	33.9	P		1.7	1.7
72-43-5	Methoxychlor	0.766	34.7	P		3.3	3.3
53494-70-5	Endrin ketone	1.820	30.0	P		3.3	3.3
7421-93-4	Endrin Aldehyde	1.482	26.5	P		3.3	3.3
8001-35-2	Toxaphene	NA	130	P	U	130	130
5103-71-9	alpha-Chlordane	1.928	26.8	P		3.3	3.3
5103-74-2	gamma-Chlordane	1.926	25.8	P		3.3	3.3
57-74-9	Chlordane	NA	25.8	P		33	33
2051-24-3	Decachlorobiphenyl	1.484	99	P		%	%
877-09-8	Tetrachloro-m-xylene	1.325	72	P		%	%

319-84-6 Sample Result Calc: ((37.477raw * 2df * 5fv) / (15wt-vol * 1%sol) = 25.0

Both channels need to have the compound detected for a concentration to be reported on either channel.
U1=Due to matrix interference and/or the presence of a large amount of non-target material, the reporting level for this compound has been elevated.
U2=The presence of this compound was not confirmed by the analyst based on the characteristic pattern matching of multi-component parameters, retention time, and/or peak shape.

P/C: P=Primary Result C=Confirmation Result X=Not Used CF=Calculated Calibration/Response Factor MC=Multi-Component

1D

PESTICIDE ORGANICS ANALYSIS DATA SHEET

CLIENT SAMPLE NO.

BY76292 LCSD

Lab Name: Phoenix Environmental Client: NETC

Lab Code: Phoenix Instr: ECD10 Column.: rtx-440 0.32 SDG No.: GBY76292

Matrix: (soil/water) SOIL Lab Sample ID: BY76292 LCSD

Sample wt/vol: 15 (g/mL) g Lab File ID: 802B016

% Moisture: n.a. decanted: (Y/N) N Date Received: 08/01/17

Extraction: (SepF/Cont/ASE) 3545 Date Extracted: 08/01/17

Concentrated Extract Volume: 5000 (uL) Date Analyzed: 08/02/17

Injection Volume: 1 (ul) Dilution Factor: 2

CONCENTRATION UNITS:
(mg/L or mg/Kg) ug/Kg

CAS NO.	COMPOUND	CF	CONC	P/C	Q	MDL	PQL
319-84-6	alpha-BHC	2.662	23.1	C		1.0	1.0
319-85-7	beta-BHC	1.115	23.0	C		1.0	1.0
319-86-8	delta-BHC	2.314	25.2	C		3.3	3.3
58-89-9	gamma-BHC (Lindane)	2.309	24.0	C		1.0	1.0
76-44-8	Heptachlor	1.858	25.4	C		3.3	3.3
309-00-2	Aldrin	2.113	22.4	C		1.0	1.0
1024-57-3	Heptachlor Epoxide	1.791	24.8	C		3.3	3.3
959-98-8	Endosulfan I	1.678	26.4	C		3.3	3.3
60-57-1	Dieldrin	1.842	24.1	C		1.0	1.0
72-55-9	4,4' -DDE	1.703	24.8	C		1.7	1.7
72-20-8	Endrin	1.565	26.1	C		3.3	3.3
33213-65-9	Endosulfan II	1.503	25.5	C		3.3	3.3
72-54-8	4,4' -DDD	1.337	26.7	C		1.7	1.7
1031-07-8	Endosulfan Sulfate	1.408	24.3	C		3.3	3.3
50-29-3	4,4' -DDT	1.298	27.1	C		1.7	1.7
72-43-5	Methoxychlor	0.662	29.3	C		3.3	3.3
53494-70-5	Endrin ketone	1.565	27.6	C		3.3	3.3
7421-93-4	Endrin Aldehyde	1.315	22.3	C		3.3	3.3
8001-35-2	Toxaphene	NA	130	C	U	130	130
5103-71-9	alpha-Chlordane	1.814	23.3	C		3.3	3.3
5103-74-2	gamma-Chlordane	1.897	24.1	C		3.3	3.3
57-74-9	Chlordane	NA	24.1	C		33	33
2051-24-3	Decachlorobiphenyl	1.080	87	C		%	%
877-09-8	Tetrachloro-m-xylene	1.571	65	C		%	%

319-84-6 Sample Result Calc: ((34.7232raw * 2df * 5fv) / (15wt-vol * 1%sol) = 23.1

Both channels need to have the compound detected for a concentration to be reported on either channel.
U1=Due to matrix interference and/or the presence of a large amount of non-target material, the reporting level for this compound has been elevated.
U2=The presence of this compound was not confirmed by the analyst based on the characteristic pattern matching of multi-component parameters, retention time, and/or peak shape.

P/C: P=Primary Result C=Confirmation Result X=Not Used CF=Calculated Calibration/Response Factor MC=Multi-Component

10A

PESTICIDES CONFIRMATION SUMMARY FOR SINGLE COMPONENT ANALYTES

CLIENT SAMPLE NO

G CREEK STG BLD LCSD

Lab Name: Phoenix Environmental Labs Client: NETC

Lab Code: Phoenix Lab File ID: 802A016 | 802B016 SDG No.: GBY76292

Lab SampleID: BY76292 Instrument ID: ECD10 Date Analyzed: 8/2/17 14:03

GC Column(A): CLP ID: 0.32 (mm) GC Column(B): rtx-440 ID: 0.32 (mm)

ANALYTE	COL	RT	RT WINDOW FROM	RT WINDOW TO	CALCULATED CONC	CF	%RPD	*
alpha-BHC	A	3.91	3.97	4.07	25.0	2.314	7.9	
	B	4.20	4.25	4.35	23.1	2.662		
beta-BHC	A	4.30	4.36	4.46	28.9	1.059	22.7	
	B	4.76	4.81	4.91	23.0	1.115		
delta-BHC	A	4.48	4.54	4.64	30.0	2.165	17.4	
	B	5.00	5.05	5.15	25.2	2.314		
gamma-BHC (Lindane)	A	4.22	4.28	4.38	26.9	2.204	11.4	
	B	4.55	4.60	4.70	24.0	2.309		
Heptachlor	A	4.67	4.74	4.84	29.2	2.100	13.9	
	B	5.16	5.22	5.32	25.4	1.858		
Aldrin	A	4.96	5.03	5.13	26.8	2.083	17.9	
	B	5.52	5.59	5.69	22.4	2.113		
Heptachlor Epoxide	A	5.55	5.61	5.75	27.5	1.829	10.3	
	B	6.02	6.08	6.22	24.8	1.791		
Endosulfan I	A	5.96	6.04	6.18	26.3	1.888	0.4	
	B	6.48	6.55	6.69	26.4	1.678		
Dieldrin	A	6.22	6.30	6.44	27.2	1.880	12.1	
	B	6.84	6.92	7.06	24.1	1.842		
4,4' -DDE	A	5.89	5.96	6.10	30.4	1.512	20.3	
	B	6.70	6.77	6.91	24.8	1.703		
Endrin	A	6.48	6.57	6.71	29.6	1.632	12.6	
	B	7.14	7.22	7.36	26.1	1.565		
Endosulfan II	A	6.74	6.84	6.98	30.3	1.637	17.2	
	B	7.45	7.52	7.66	25.5	1.503		
4,4' -DDD	A	6.54	6.63	6.77	32.2	1.225	18.7	
	B	7.39	7.47	7.61	26.7	1.337		
Endosulfan Sulfate	A	7.76	7.84	7.98	28.9	1.626	17.3	
	B	7.93	8.00	8.14	24.3	1.408		
4,4' -DDT	A	6.87	6.97	7.11	33.9	1.421	22.3	
	B	7.82	7.88	8.02	27.1	1.298		
Methoxychlor	A	7.46	7.55	7.69	34.7	0.766	16.9	
	B	8.45	8.51	8.65	29.3	0.662		
Endrin ketone	A	8.08	8.17	8.31	30.0	1.820	8.3	
	B	8.51	8.58	8.72	27.6	1.565		
Endrin Aldehyde	A	7.25	7.34	7.48	26.5	1.482	17.2	
	B	7.62	7.69	7.83	22.3	1.315		
alpha-Chlordane	A	5.81	5.89	6.03	26.8	1.928	14.0	
	B	6.44	6.51	6.65	23.3	1.814		
gamma-Chlordane	A	5.68	5.75	5.89	25.8	1.926	6.8	
	B	6.33	6.40	6.54	24.1	1.897		

%RPD must be less than or equal to 40% (*) Criteria exceeded.

NC - (No Criteria) %RPD is not calculated when either result is less than 2 times the reporting level.

CF = Calculated Calibration/Response Factor

FORM X Pesticides

Software Version: 4.1<1L22>
Date: 8/3/2017 09:43 AM
Sample Name : lcsd 76292 2xc cu
Data File : E:\TC2017\ECD10\08-AUG\802A016.RAW Date: 8/2/2017 02:03 PM
Sequence File: E:\TC2017\ECD10\08-AUG\PEST.SEQ Cycle: 58 Channel : A
Instrument : AUTO_ECD10 Rack/Vial: 0/13 Operator: cw
Sample Amount : 1.0000 Dilution Factor : 1.00

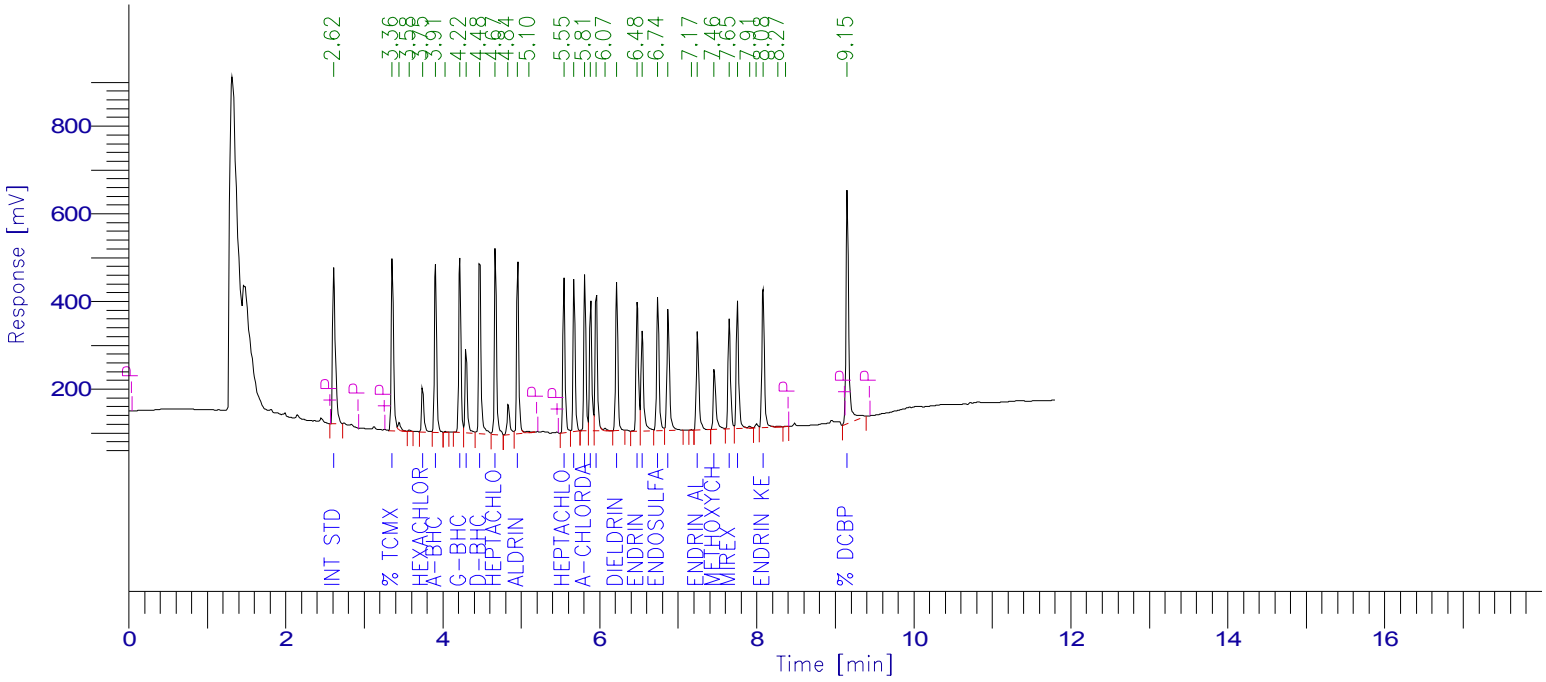

PESTICIDE REPORT

Peak #	Time [min]	Component Name	Raw Amount	Surrogate Recovery TCMX & DCBP	Multiplier	Adjusted Amount for Labowrks	Area [µV·s]
1	2.616	Int Std	100.0000	250.0000	1.0000	100.0000	877462.80
2	3.361	% TCMX	71.5386	178.8465	1.0000	71.5386	831921.17
5	3.747	Hexachlorobenzene	10.9660	27.4149	1.0000	10.9660	213427.89
6	3.911	a-BHC	37.4770	93.6926	1.0000	37.4770	761054.66
8	4.220	g-BHC	40.3487	100.8716	1.0000	40.3487	780303.42
9	4.301	b-BHC	43.3714	108.4284	1.0000	43.3714	402918.23
10	4.475	d-BHC	44.9833	112.4584	1.0000	44.9833	854541.16
11	4.674	Heptachlor	43.7449	109.3622	1.0000	43.7449	805994.38
13	4.958	Aldrin	40.2556	100.6389	1.0000	40.2556	735940.07
15	5.547	Heptachlor epoxide	41.2361	103.0904	1.0000	41.2361	661717.15
16	5.675	g-Chlordane	38.6963	96.7408	1.0000	38.6963	654009.27
17	5.813	a-Chlordane	40.2199	100.5496	1.0000	40.2199	680594.44
18	5.887	4,4'-DDE	45.5310	113.8276	1.0000	45.5310	604077.83
19	5.958	Endosulfan I	39.3818	98.4544	1.0000	39.3818	652471.27
21	6.217	Dieldrin	40.8616	102.1541	1.0000	40.8616	673970.78
22	6.479	Endrin	44.3744	110.9359	1.0000	44.3744	635571.52
23	6.542	4,4'-DDD	48.2940	120.7350	1.0000	48.2940	518924.34
24	6.741	Endosulfan II	45.4471	113.6177	1.0000	45.4471	652949.55
25	6.872	4,4'-DDT	50.8173	127.0433	1.0000	50.8173	633407.60
27	7.245	Endrin aldehyde	39.6982	99.2456	1.0000	39.6982	516198.42
28	7.460	Methoxychlor	52.0067	130.0167	1.0000	52.0067	349620.87
29	7.650	Mirex	44.2025	110.5061	1.0000	44.2025	545622.81
30	7.755	Endosulfan sulfate	43.2801	108.2002	1.0000	43.2801	617617.82
33	8.081	Endrin Ketone	44.9530	112.3824	1.0000	44.9530	717960.33
36	9.152	% DCBP	98.9038	247.2594	1.0000	98.9038	1287605.42
				2976.4727	25.0000	1190.5891	16665883.21

Software Version: 4.1<1L22>
Date: 8/3/2017 09:42 AM
Sample Name : lcsd 76292 2xc cu
Data File : E:\TC2017\ECD10\08-AUG\802B016.RAW Date: 8/2/2017 02:03 PM
Sequence File: E:\TC2017\ECD10\08-AUG\PEST.SEQ Cycle: 58 Channel : B
Instrument : AUTO_ECD10 Rack/Vial: 0/13 Operator: cw
Sample Amount : 1.0000 Dilution Factor : 1.00

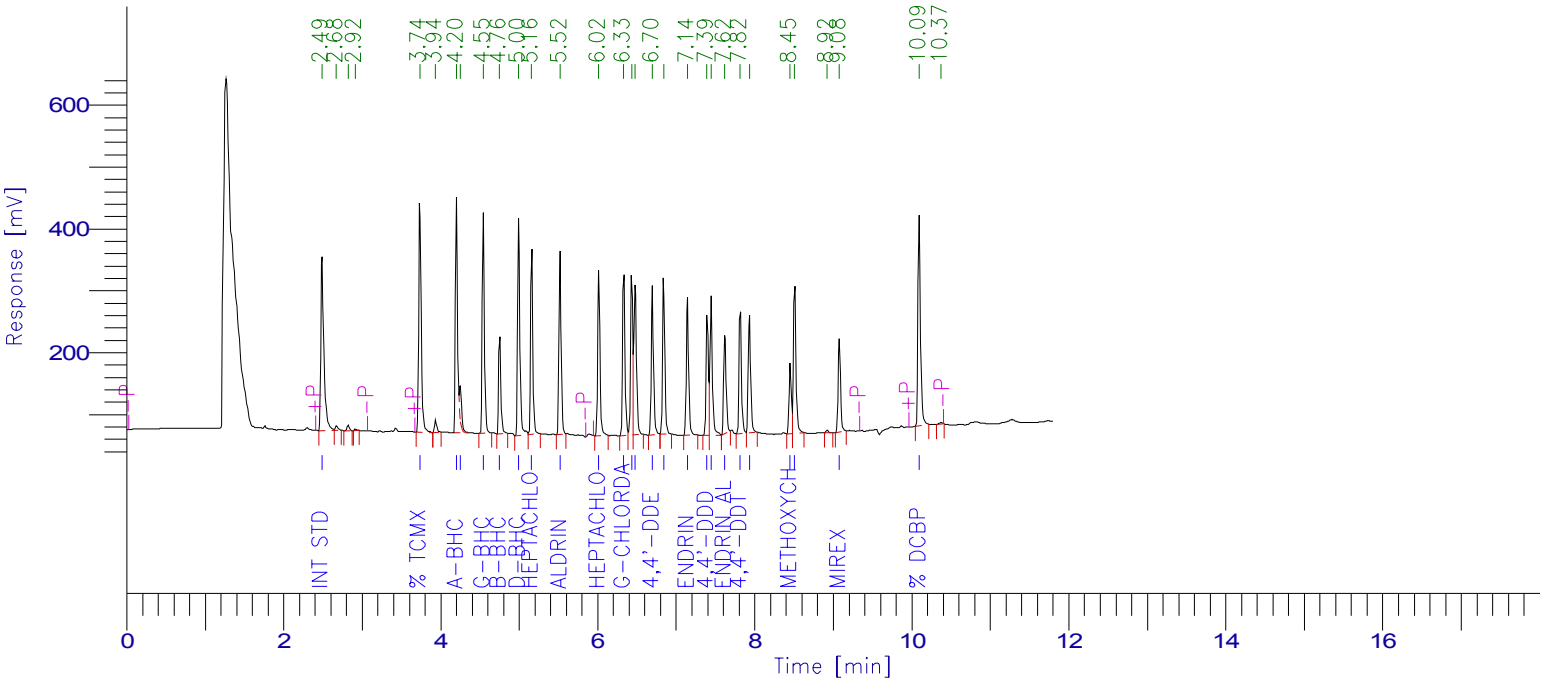

PESTICIDE REPORT

Peak #	Time [min]	Component Name	Raw Amount	Surrogate Recovery TCMX & DCBP	Multiplier	Adjusted Amount for Labowrks	Area [µV·s]
1	2.492	Int Std	100.0000	250.0000	1.0000	100.0000	802815.62
5	3.738	% TCMX	64.9786	162.4466	1.0000	64.9786	819655.00
7	4.204	a-BHC	34.7232	86.8081	1.0000	34.7232	741944.23
8	4.251	Hexachlorobenzene	7.8302	19.5755	1.0000	7.8302	108779.22
9	4.545	g-BHC	36.0168	90.0420	1.0000	36.0168	667695.29
10	4.755	b-BHC	34.5608	86.4020	1.0000	34.5608	309311.65
11	4.995	d-BHC	37.7320	94.3299	1.0000	37.7320	701028.58
12	5.161	Heptachlor	38.1624	95.4059	1.0000	38.1624	569393.10
13	5.523	Aldrin	33.6066	84.0165	1.0000	33.6066	570138.48
14	6.015	Heptachlor epoxide	37.2522	93.1306	1.0000	37.2522	535611.17
15	6.333	g-Chlordane	36.1269	90.3172	1.0000	36.1269	550329.45
16	6.435	a-Chlordane	34.8766	87.1916	1.0000	34.8766	507930.23
17	6.479	Endosulfan I	39.5437	98.8593	1.0000	39.5437	532662.20
18	6.697	4,4'-DDE	37.2123	93.0308	1.0000	37.2123	508858.66
19	6.840	Dieldrin	36.0904	90.2261	1.0000	36.0904	533761.76
20	7.144	Endrin	39.0821	97.7053	1.0000	39.0821	490890.12
21	7.394	4,4'-DDD	40.0612	100.1530	1.0000	40.0612	430065.29
22	7.445	Endosulfan II	38.1926	95.4814	1.0000	38.1926	460841.44
23	7.621	Endrin aldehyde	33.5117	83.7792	1.0000	33.5117	353917.09
24	7.815	4,4'-DDT	40.6681	101.6702	1.0000	40.6681	423875.96
25	7.933	Endosulfan sulfate	36.4545	91.1362	1.0000	36.4545	412133.25
26	8.450	Methoxychlor	43.9877	109.9691	1.0000	43.9877	233833.51
27	8.509	Endrin Ketone	41.4744	103.6861	1.0000	41.4744	521236.89
29	9.075	Mirex	39.9240	99.8100	1.0000	39.9240	323457.81
30	10.091	% DCBP	86.7685	216.9213	1.0000	86.7685	752561.77
				2622.0941	25.0000	1048.8377	12862727.78

1D

PESTICIDE ORGANICS ANALYSIS DATA SHEET

CLIENT SAMPLE NO.

G CREEK STG BLD MS

Lab Name: Phoenix Environmental Client: NETC

Lab Code: Phoenix Instr: ECD4 Column.: CLP 0.32 SDG No.: GBY76292

Matrix: (soil/water) SOIL Lab Sample ID: BY76292 MS

Sample wt/vol: 15.48 (g/mL) g Lab File ID: 803A020

% Moisture: 44 decanted: (Y/N) N Date Received: 08/01/17

Extraction: (SepF/Cont/ASE) 3545 Date Extracted: 08/01/17

Concentrated Extract Volume: 5000 (uL) Date Analyzed: 08/03/17

Injection Volume: 1 (ul) Dilution Factor: 2

CONCENTRATION UNITS:
(mg/L or mg/Kg) ug/Kg

CAS NO.	COMPOUND	CF	CONC	P/C	Q	MDL	PQL
319-84-6	alpha-BHC	2.898	34.4	C		1.7	1.7
319-85-7	beta-BHC	NA	Interference	C		1.7	1.7
319-86-8	delta-BHC	2.981	34.0	C		5.8	5.8
58-89-9	gamma-BHC (Lindane)	2.531	Interference	C		1.7	1.7
76-44-8	Heptachlor	2.827	25.7	C		5.8	5.8
309-00-2	Aldrin	2.578	32.7	C		1.7	1.7
1024-57-3	Heptachlor Epoxide	2.442	25.3	C		5.8	5.8
959-98-8	Endosulfan I	2.182	28.2	C		5.8	5.8
60-57-1	Dieldrin	2.167	32.0	C		1.7	1.7
72-55-9	4,4' -DDE	2.069	42.0	C		2.9	2.9
72-20-8	Endrin	1.862	35.0	C		5.8	5.8
33213-65-9	Endosulfan II	1.919	30.7	C		5.8	5.8
72-54-8	4,4' -DDD	1.580	57.4	C		2.9	2.9
1031-07-8	Endosulfan Sulfate	1.561	41.8	C		5.8	5.8
50-29-3	4,4' -DDT	1.633	42.9	C		2.9	2.9
72-43-5	Methoxychlor	0.791	29.8	C		5.8	5.8
53494-70-5	Endrin ketone	1.754	27.2	C		5.8	5.8
7421-93-4	Endrin Aldehyde	1.528	29.7	C		5.8	5.8
8001-35-2	Toxaphene	NA	230	C	U	230	230
5103-71-9	alpha-Chlordane	2.149	29.9	C		5.8	5.8
5103-74-2	gamma-Chlordane	2.519	Interference	C		5.8	5.8
57-74-9	Chlordane	NA	Interference	C		58	58
2051-24-3	Decachlorobiphenyl	1.139	71	C		%	%
877-09-8	Tetrachloro-m-xylene	0.953	63	C		%	%

319-84-6 Sample Result Calc: ((29.7882raw * 2df * 5fv) / (15.48wt-vol * 0.56%sol) = 34.4

Both channels need to have the compound detected for a concentration to be reported on either channel.
U1=Due to matrix interference and/or the presence of a large amount of non-target material, the reporting level for this compound has been elevated.
U2=The presence of this compound was not confirmed by the analyst based on the characteristic pattern matching of multi-component parameters, retention time, and/or peak shape.

P/C: P=Primary Result C=Confirmation Result X=Not Used CF=Calculated Calibration/Response Factor MC=Multi-Component

1D

PESTICIDE ORGANICS ANALYSIS DATA SHEET

CLIENT SAMPLE NO.

G CREEK STG BLD MS

Lab Name: Phoenix Environmental Client: NETC

Lab Code: Phoenix Instr: ECD4 Column.: Rtx-440 0.32 SDG No.: GBY76292

Matrix: (soil/water) SOIL Lab Sample ID: BY76292 MS

Sample wt/vol: 15.48 (g/mL) g Lab File ID: 803B020

% Moisture: 44 decanted: (Y/N) N Date Received: 08/01/17

Extraction: (SepF/Cont/ASE) 3545 Date Extracted: 08/01/17

Concentrated Extract Volume: 5000 (uL) Date Analyzed: 08/03/17

Injection Volume: 1 (ul) Dilution Factor: 2

CONCENTRATION UNITS:
(mg/L or mg/Kg) ug/Kg

CAS NO.	COMPOUND	CF	CONC	P/C	Q	MDL	PQL
319-84-6	alpha-BHC	2.169	31.8	P		1.7	1.7
319-85-7	beta-BHC	1.060	33.0	P		1.7	1.7
319-86-8	delta-BHC	2.654	26.9	P		5.8	5.8
58-89-9	gamma-BHC (Lindane)	NA	Interference	P		1.7	1.7
76-44-8	Heptachlor	2.597	73.3	P		5.8	5.8
309-00-2	Aldrin	2.312	32.2	P		1.7	1.7
1024-57-3	Heptachlor Epoxide	2.178	35.5	P		5.8	5.8
959-98-8	Endosulfan I	2.161	31.1	P		5.8	5.8
60-57-1	Dieldrin	1.801	38.1	P		1.7	1.7
72-55-9	4,4' -DDE	1.911	44.6	P		2.9	2.9
72-20-8	Endrin	1.880	33.4	P		5.8	5.8
33213-65-9	Endosulfan II	1.887	33.2	P		5.8	5.8
72-54-8	4,4' -DDD	1.214	44.5	P		2.9	2.9
1031-07-8	Endosulfan Sulfate	1.792	30.7	P		5.8	5.8
50-29-3	4,4' -DDT	1.350	53.8	P		2.9	2.9
72-43-5	Methoxychlor	0.797	42.0	P		5.8	5.8
53494-70-5	Endrin ketone	1.869	28.9	P		5.8	5.8
7421-93-4	Endrin Aldehyde	1.457	34.3	P		5.8	5.8
8001-35-2	Toxaphene	NA	230	P	U	230	230
5103-71-9	alpha-Chlordane	2.021	36.6	P		5.8	5.8
5103-74-2	gamma-Chlordane	2.274	Interference	P		5.8	5.8
57-74-9	Chlordane	NA	Interference	P		58	58
2051-24-3	Decachlorobiphenyl	1.803	72	P		%	%
877-09-8	Tetrachloro-m-xylene	0.977	64	P		%	%

319-84-6 Sample Result Calc: ((27.5981raw * 2df * 5fv) / (15.48wt-vol * 0.56%sol) = 31.8

Both channels need to have the compound detected for a concentration to be reported on either channel.
U1=Due to matrix interference and/or the presence of a large amount of non-target material, the reporting level for this compound has been elevated.
U2=The presence of this compound was not confirmed by the analyst based on the characteristic pattern matching of multi-component parameters, retention time, and/or peak shape.

P/C: P=Primary Result C=Confirmation Result X=Not Used CF=Calculated Calibration/Response Factor MC=Multi-Component

FORM I PEST

10A

PESTICIDES CONFIRMATION SUMMARY FOR SINGLE COMPONENT ANALYTES

CLIENT SAMPLE NO

G CREEK STG BLD MS

Lab Name: Phoenix Environmental Labs Client: NETC

Lab Code: Phoenix Lab File ID: 803A020 | 803B020 SDG No.: GBY76292

Lab SampleID: BY76292 Instrument ID: ECD4 Date Analyzed: 8/3/17 13:46

GC Column(A): CLP ID: 0.32 (mm) GC Column(B): Rtx-440 ID: 0.32 (mm)

ANALYTE	COL	RT	RT WINDOW FROM	RT WINDOW TO	CALCULATED CONC	CF	%RPD	*
alpha-BHC	A	4.33	4.38	4.48	34.4	2.898	7.9	
	B	4.64	4.63	4.73	31.8	2.169		
beta-BHC	A	4.74	4.79	4.89	Interference		NA	
	B	5.20	5.19	5.29	33.0	1.060		
delta-BHC	A	4.91	4.97	5.07	34.0	2.981	23.3	
	B	5.46	5.46	5.56	26.9	2.654		
Heptachlor	A	5.12	5.18	5.28	25.7	2.827	96.2	*
	B	5.66	5.66	5.76	73.3	2.597		
Aldrin	A	5.43	5.50	5.60	32.7	2.578	1.5	
	B	6.05	6.06	6.16	32.2	2.312		
Heptachlor Epoxide	A	6.06	6.13	6.27	25.3	2.442	33.6	
	B	6.57	6.57	6.71	35.5	2.178		
Endosulfan I	A	6.51	6.59	6.73	28.2	2.182	9.8	
	B	7.08	7.08	7.22	31.1	2.161		
Dieldrin	A	6.78	6.87	7.01	32.0	2.167	17.4	
	B	7.45	7.44	7.58	38.1	1.801		
4,4' -DDE	A	6.41	6.49	6.63	42.0	2.069	6.0	
	B	7.29	7.29	7.43	44.6	1.911		
Endrin	A	7.07	7.17	7.31	35.0	1.862	4.7	
	B	7.74	7.73	7.87	33.4	1.880		
Endosulfan II	A	7.34	7.43	7.57	30.7	1.919	7.8	
	B	8.02	8.01	8.15	33.2	1.887		
4,4' -DDD	A	7.12	7.21	7.35	57.4	1.580	25.3	
	B	7.96	7.95	8.09	44.5	1.214		
Endosulfan Sulfate	A	8.32	8.41	8.55	41.8	1.561	30.6	
	B	8.49	8.48	8.62	30.7	1.792		
4,4' -DDT	A	7.45	7.54	7.68	42.9	1.633	22.5	
	B	8.37	8.36	8.50	53.8	1.350		
Methoxychlor	A	8.01	8.09	8.23	29.7	0.791	34.3	
	B	8.98	8.96	9.10	42.0	0.797		
Endrin ketone	A	8.64	8.73	8.87	27.2	1.754	6.1	
	B	9.05	9.04	9.18	28.9	1.869		
Endrin Aldehyde	A	7.83	7.92	8.06	29.7	1.528	14.4	
	B	8.19	8.18	8.32	34.3	1.457		
alpha-Chlordane	A	6.34	6.42	6.56	29.9	2.149	20.2	
	B	7.03	7.03	7.17	36.6	2.021		

%RPD must be less than or equal to 40% (*) Criteria exceeded.

NC - (No Criteria) %RPD is not calculated when either result is less than 2 times the reporting level.

CF = Calculated Calibration/Response Factor

FORM X Pesticides

Client Id: QC Matrix Sample (MS) G CREEK STG BLD

Software Version: 4.1<1L22>
Date: 8/4/2017 07:44 AM
Sample Name : ms 76292 2xc cu
Data File : E:\TC2017\ECD4\08-AUG\803A020.RAW Date: 8/3/2017 01:46 PM
Sequence File: E:\TC2017\ECD4\08-AUG\PEST_SEQ.SEQ Cycle: 95 Channel : A
Instrument : AUTO4-DUAL_ECD Rack/Vial: 0/17 Operator:
Sample Amount : 1.0000 Dilution Factor : 1.00

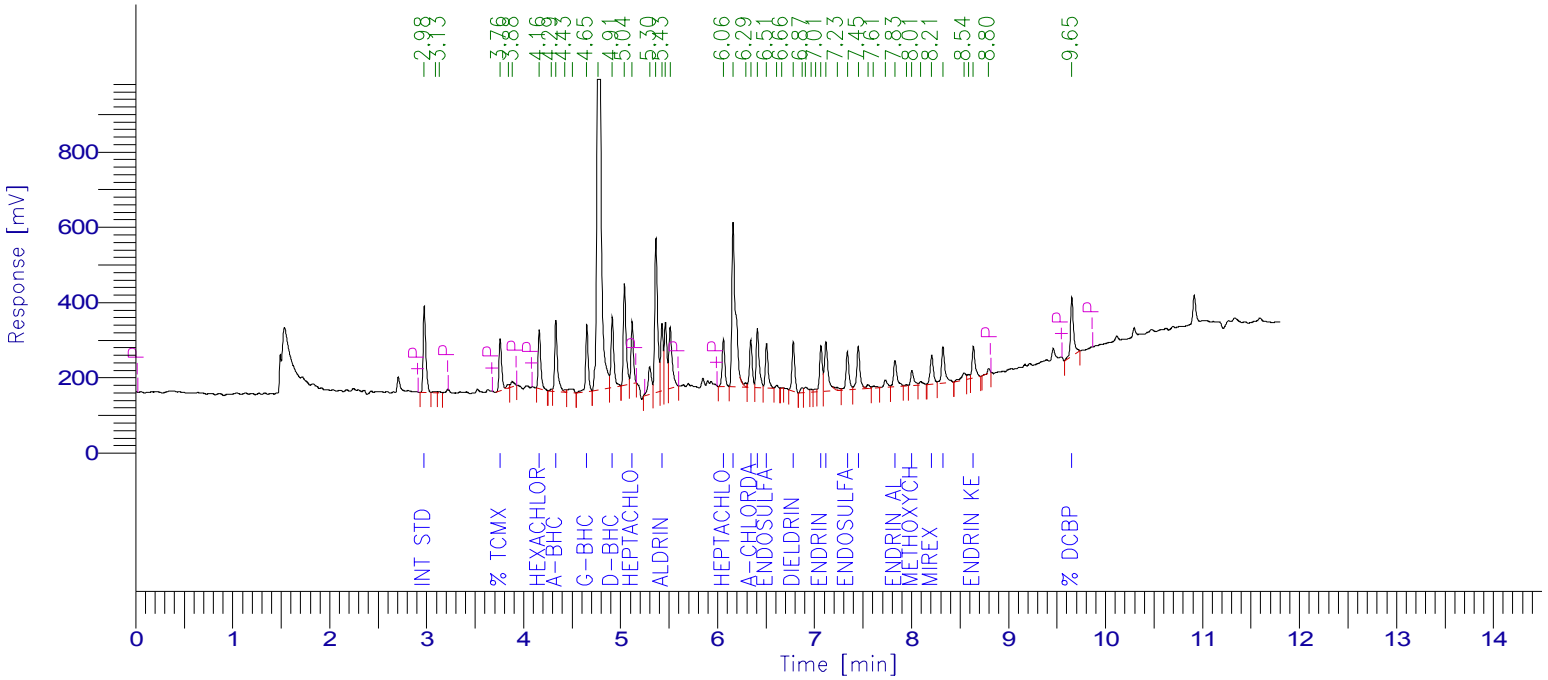

PESTICIDE REPORT

Peak #	Time [min]	Component Name	Raw Amount	Surrogate Recovery TCMX & DCBP	Multiplier	Adjusted Amount for Labowrks	Area [µV·s]
1	2.975	Int Std	100.0000	250.0000	1.0000	100.0000	439488.12
4	3.758	% TCMX	63.3530	158.3824	1.0000	63.3530	265324.09
7	4.161	Hexachlorobenzene	20.6119	51.5297	1.0000	20.6119	296142.03
9	4.333	a-BHC	29.7882	74.4706	1.0000	29.7882	379374.12
12	4.652	g-BHC	29.9289	74.8223	1.0000	29.9289	332969.96
0	4.736	b-BHC	0.0000	0.0000	1.0000	0.0000	0.00
14	4.914	d-BHC	29.4873	73.7183	1.0000	29.4873	386352.13
16	5.120	Heptachlor	22.2409	55.6022	1.0000	22.2409	276314.20
19	5.426	Aldrin	28.3863	70.9657	1.0000	28.3863	321598.99
22	6.061	Heptachlor epoxide	21.8962	54.7405	1.0000	21.8962	235030.30
23	6.160	g-Chlordane	106.4457	266.1142	1.0000	106.4457	1178433.67
25	6.342	a-Chlordane	25.9388	64.8470	1.0000	25.9388	244996.45
26	6.411	4,4'-DDE	36.4246	91.0614	1.0000	36.4246	331172.27
27	6.505	Endosulfan I	24.4670	61.1674	1.0000	24.4670	234661.82
30	6.781	Dieldrin	27.7761	69.4402	1.0000	27.7761	264560.85
35	7.066	Endrin	30.3283	75.8208	1.0000	30.3283	248121.73
36	7.117	4,4'-DDD	49.7241	124.3101	1.0000	49.7241	345278.02
38	7.339	Endosulfan II	26.5892	66.4729	1.0000	26.5892	224267.15
39	7.451	4,4'-DDT	37.1743	92.9357	1.0000	37.1743	266761.60
43	7.830	Endrin aldehyde	25.7415	64.3538	1.0000	25.7415	172846.91
45	8.005	Methoxychlor	25.7888	64.4720	1.0000	25.7888	89605.55
47	8.208	Mirex	31.8175	79.5436	1.0000	31.8175	179591.87
48	8.324	Endosulfan sulfate	36.2357	90.5893	1.0000	36.2357	248547.01
51	8.638	Endrin Ketone	23.5693	58.9233	1.0000	23.5693	181663.26
53	9.653	% DCBP	70.9697	177.4241	1.0000	70.9697	355280.81
				2311.7077	25.0000	924.6831	7498382.89

Client Id: QC Matrix Sample (MS) G CREEK STG BLD

Software Version: 4.1<1L22>
Date: 8/4/2017 07:43 AM
Sample Name : ms 76292 2xc cu
Data File : E:\TC2017\ECD4\08-AUG\803B020.RAW Date: 8/3/2017 01:46 PM
Sequence File: E:\TC2017\ECD4\08-AUG\PEST_SEQ.SEQ Cycle: 95 Channel : B
Instrument : AUTO4-DUAL_ECD Rack/Vial: 0/17 Operator:
Sample Amount : 1.0000 Dilution Factor : 1.00

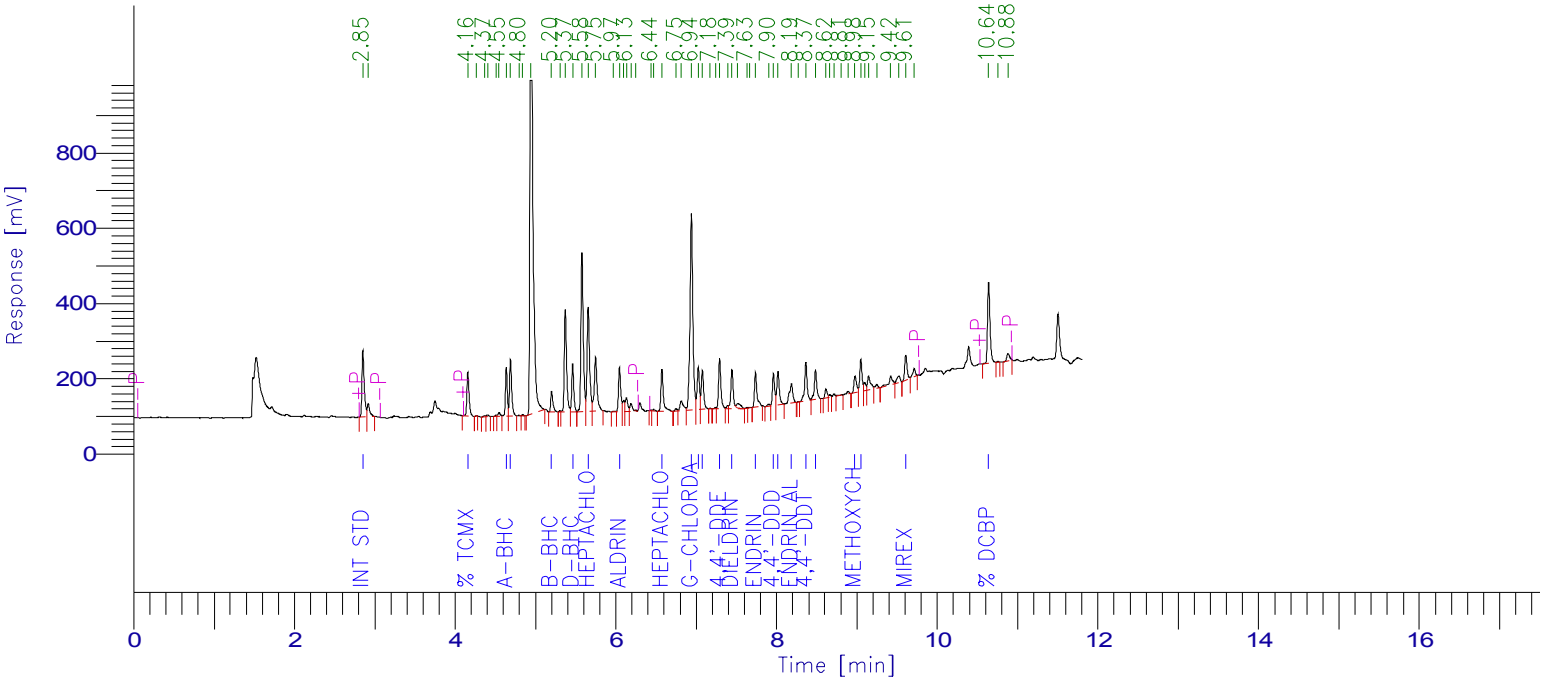

PESTICIDE REPORT

Peak #	Time [min]	Component Name	Raw Amount	Surrogate Recovery TCMX & DCBP	Multiplier	Adjusted Amount for Labowrks	Area [µV·s]
1	2.851	Int Std	100.0000	250.0000	1.0000	100.0000	359556.22
3	4.157	% TCMX	64.3365	160.8412	1.0000	64.3365	225952.89
9	4.636	a-BHC	27.5981	68.9953	1.0000	27.5981	215196.91
10	4.688	Hexachlorobenzene	22.9753	57.4382	1.0000	22.9753	285917.56
0	4.976	g-BHC	0.0000	0.0000	1.0000	0.0000	0.00
14	5.199	b-BHC	28.5964	71.4911	1.0000	28.5964	108940.12
17	5.463	d-BHC	23.2913	58.2283	1.0000	23.2913	222269.16
19	5.657	Heptachlor	63.5029	158.7571	1.0000	63.5029	593056.21
22	6.045	Aldrin	27.9334	69.8336	1.0000	27.9334	232244.22
29	6.573	Heptachlor epoxide	30.7625	76.9062	1.0000	30.7625	240870.83
32	6.939	g-Chlordane	159.1614	397.9035	1.0000	159.1614	1301311.13
33	7.025	a-Chlordane	31.7450	79.3625	1.0000	31.7450	230678.02
34	7.077	Endosulfan I	26.9369	67.3423	1.0000	26.9369	209333.92
37	7.292	4,4'-DDE	38.6941	96.7352	1.0000	38.6941	265897.96
39	7.446	Dieldrin	33.0370	82.5925	1.0000	33.0370	213892.54
43	7.738	Endrin	28.9467	72.3668	1.0000	28.9467	195644.81
45	7.962	4,4'-DDD	38.5633	96.4084	1.0000	38.5633	168356.77
46	8.019	Endosulfan II	28.7943	71.9858	1.0000	28.7943	195319.04
47	8.185	Endrin aldehyde	29.7469	74.3673	1.0000	29.7469	155877.71
49	8.365	4,4'-DDT	46.6254	116.5635	1.0000	46.6254	226248.85
50	8.485	Endosulfan sulfate	26.6123	66.5308	1.0000	26.6123	171504.48
56	8.976	Methoxychlor	36.4300	91.0750	1.0000	36.4300	104428.19
57	9.049	Endrin Ketone	25.0266	62.5664	1.0000	25.0266	168198.61
63	9.608	Mirex	28.9090	72.2725	1.0000	28.9090	140115.61
65	10.638	% DCBP	71.8500	179.6249	1.0000	71.8500	465887.30
				2600.1886	25.0000	1040.0754	6696699.06

1D

PESTICIDE ORGANICS ANALYSIS DATA SHEET

CLIENT SAMPLE NO.

G CREEK STG BLD MSD

Lab Name: Phoenix Environmental Client: NETC

Lab Code: Phoenix Instr: ECD4 Column.: CLP 0.32 SDG No.: GBY76292

Matrix: (soil/water) SOIL Lab Sample ID: BY76292 MSD

Sample wt/vol: 15.12 (g/mL) g Lab File ID: 803A021

% Moisture: 44 decanted: (Y/N) N Date Received: 08/01/17

Extraction: (SepF/Cont/ASE) 3545 Date Extracted: 08/01/17

Concentrated Extract Volume: 5000 (uL) Date Analyzed: 08/03/17

Injection Volume: 1 (ul) Dilution Factor: 2

CONCENTRATION UNITS:
(mg/L or mg/Kg) ug/Kg

CAS NO.	COMPOUND	CF	CONC	P/C	Q	MDL	PQL
319-84-6	alpha-BHC	2.898	38.4	C		1.8	1.8
319-85-7	beta-BHC	NA	Interference	C		1.8	1.8
319-86-8	delta-BHC	2.981	39.0	C		5.9	5.9
58-89-9	gamma-BHC (Lindane)	2.531	30.0	P		1.8	1.8
76-44-8	Heptachlor	2.827	26.0	P		5.9	5.9
309-00-2	Aldrin	2.578	32.7	C		1.8	1.8
1024-57-3	Heptachlor Epoxide	2.442	23.2	C		5.9	5.9
959-98-8	Endosulfan I	2.182	29.7	C		5.9	5.9
60-57-1	Dieldrin	2.167	31.5	C		1.8	1.8
72-55-9	4,4' -DDE	2.069	43.4	C		3.0	3.0
72-20-8	Endrin	1.862	32.6	C		5.9	5.9
33213-65-9	Endosulfan II	1.919	31.2	C		5.9	5.9
72-54-8	4,4' -DDD	1.580	104	C		3.0	3.0
1031-07-8	Endosulfan Sulfate	1.561	50.9	C		5.9	5.9
50-29-3	4,4' -DDT	1.633	36.3	C		3.0	3.0
72-43-5	Methoxychlor	0.791	29.4	C		5.9	5.9
53494-70-5	Endrin ketone	1.754	27.6	C		5.9	5.9
7421-93-4	Endrin Aldehyde	1.528	38.4	C		5.9	5.9
8001-35-2	Toxaphene	NA	240	C	U	240	240
5103-71-9	alpha-Chlordane	2.149	28.8	C		5.9	5.9
5103-74-2	gamma-Chlordane	2.519	Interference	C		5.9	5.9
57-74-9	Chlordane	NA	Interference	C		59	59
2051-24-3	Decachlorobiphenyl	1.139	77	C		%	%
877-09-8	Tetrachloro-m-xylene	0.953	62	C		%	%

319-84-6 Sample Result Calc: ((32.5412raw * 2df * 5fv) / (15.12wt-vol * 0.56%sol) = 38.4

Both channels need to have the compound detected for a concentration to be reported on either channel.
U1=Due to matrix interference and/or the presence of a large amount of non-target material, the reporting level for this compound has been elevated.
U2=The presence of this compound was not confirmed by the analyst based on the characteristic pattern matching of multi-component parameters, retention time, and/or peak shape.

P/C: P=Primary Result C=Confirmation Result X=Not Used CF=Calculated Calibration/Response Factor MC=Multi-Component

FORM I PEST

1D

PESTICIDE ORGANICS ANALYSIS DATA SHEET

CLIENT SAMPLE NO.

G CREEK STG BLD MSD

Lab Name: Phoenix Environmental Client: NETC

Lab Code: Phoenix Instr: ECD4 Column.: Rtx-440 0.32 SDG No.: GBY76292

Matrix: (soil/water) SOIL Lab Sample ID: BY76292 MSD

Sample wt/vol: 15.12 (g/mL) g Lab File ID: 803B021

% Moisture: 44 decanted: (Y/N) N Date Received: 08/01/17

Extraction: (SepF/Cont/ASE) 3545 Date Extracted: 08/01/17

Concentrated Extract Volume: 5000 (uL) Date Analyzed: 08/03/17

Injection Volume: 1 (ul) Dilution Factor: 2

CONCENTRATION UNITS:
(mg/L or mg/Kg) ug/Kg

CAS NO.	COMPOUND	CF	CONC	P/C	Q	MDL	PQL
319-84-6	alpha-BHC	2.169	33.0	P		1.8	1.8
319-85-7	beta-BHC	1.060	54.5	P		1.8	1.8
319-86-8	delta-BHC	2.654	29.1	P		5.9	5.9
58-89-9	gamma-BHC (Lindane)	NA	Interference	C		1.8	1.8
76-44-8	Heptachlor	2.597	Interference	C		5.9	5.9
309-00-2	Aldrin	2.312	48.3	P		1.8	1.8
1024-57-3	Heptachlor Epoxide	2.178	44.2	P		5.9	5.9
959-98-8	Endosulfan I	2.161	29.8	P		5.9	5.9
60-57-1	Dieldrin	1.801	40.4	P		1.8	1.8
72-55-9	4,4' -DDE	1.911	44.9	P		3.0	3.0
72-20-8	Endrin	1.880	41.5	P		5.9	5.9
33213-65-9	Endosulfan II	1.887	33.0	P		5.9	5.9
72-54-8	4,4' -DDD	1.214	50.0	P		3.0	3.0
1031-07-8	Endosulfan Sulfate	1.792	23.4	P		5.9	5.9
50-29-3	4,4' -DDT	1.350	54.4	P		3.0	3.0
72-43-5	Methoxychlor	0.797	52.9	P		5.9	5.9
53494-70-5	Endrin ketone	1.869	32.7	P		5.9	5.9
7421-93-4	Endrin Aldehyde	1.457	36.3	P		5.9	5.9
8001-35-2	Toxaphene	NA	240	P	U	240	240
5103-71-9	alpha-Chlordane	2.021	32.6	P		5.9	5.9
5103-74-2	gamma-Chlordane	2.274	Interference	P		5.9	5.9
57-74-9	Chlordane	NA	Interference	P		59	59
2051-24-3	Decachlorobiphenyl	1.803	92	P		%	%
877-09-8	Tetrachloro-m-xylene	0.977	59	P		%	%

319-84-6 Sample Result Calc: ((27.9812raw * 2df * 5fv) / (15.12wt-vol * 0.56%sol) = 33.0

Both channels need to have the compound detected for a concentration to be reported on either channel.
U1=Due to matrix interference and/or the presence of a large amount of non-target material, the reporting level for this compound has been elevated.
U2=The presence of this compound was not confirmed by the analyst based on the characteristic pattern matching of multi-component parameters, retention time, and/or peak shape.

P/C: P=Primary Result C=Confirmation Result X=Not Used CF=Calculated Calibration/Response Factor MC=Multi-Component

FORM I PEST

10A

PESTICIDES CONFIRMATION SUMMARY FOR SINGLE COMPONENT ANALYTES

CLIENT SAMPLE NO

G CREEK STG BLD MSD

Lab Name: Phoenix Environmental Labs Client: NETC

Lab Code: Phoenix Lab File ID: 803A021 | 803B021 SDG No.: GBY76292

Lab SampleID: BY76292 Instrument ID: ECD4 Date Analyzed: 8/3/17 14:02

GC Column(A): CLP ID: 0.32 (mm) GC Column(B): Rtx-440 ID: 0.32 (mm)

ANALYTE	COL	RT	RT WINDOW FROM	RT WINDOW TO	CALCULATED CONC	CF	%RPD	*
alpha-BHC	A	4.33	4.38	4.48	38.4	2.898	15.1	
	B	4.64	4.63	4.73	33.0	2.169		
beta-BHC	A	4.74	4.79	4.89	Interference		NA	
	B	5.20	5.19	5.29	54.5	1.060		
delta-BHC	A	4.91	4.97	5.07	39.0	2.981	29.1	
	B	5.46	5.46	5.56	29.1	2.654		
gamma-BHC (Lindane)	A	4.65	4.71	4.81	30.0	2.531	NA	
	B	4.98	4.98	5.08	Interference			
Heptachlor	A	5.12	5.18	5.28	26.0	2.827	NA	
	B	5.65	5.66	5.76	Interference	2.597		
Aldrin	A	5.42	5.50	5.60	32.7	2.578	38.5	
	B	6.04	6.06	6.16	48.3	2.312		
Heptachlor Epoxide	A	6.06	6.13	6.27	23.2	2.442	62.3	*
	B	6.57	6.57	6.71	44.2	2.178		
Endosulfan I	A	6.50	6.59	6.73	29.7	2.182	0.3	
	B	7.07	7.08	7.22	29.8	2.161		
Dieldrin	A	6.78	6.87	7.01	31.5	2.167	24.8	
	B	7.44	7.44	7.58	40.4	1.801		
4,4' -DDE	A	6.41	6.49	6.63	43.4	2.069	3.4	
	B	7.29	7.29	7.43	44.9	1.911		
Endrin	A	7.06	7.17	7.31	32.6	1.862	24.0	
	B	7.73	7.73	7.87	41.5	1.880		
Endosulfan II	A	7.33	7.43	7.57	31.2	1.919	5.6	
	B	8.01	8.01	8.15	33.0	1.887		
4,4' -DDD	A	7.12	7.21	7.35	104	1.580	70.1	*
	B	7.96	7.95	8.09	50.0	1.214		
Endosulfan Sulfate	A	8.32	8.41	8.55	50.9	1.561	74.0	*
	B	8.48	8.48	8.62	23.4	1.792		
4,4' -DDT	A	7.45	7.54	7.68	36.3	1.633	39.9	
	B	8.36	8.36	8.50	54.4	1.350		
Methoxychlor	A	8.00	8.09	8.23	29.4	0.791	56.9	*
	B	8.97	8.96	9.10	52.8	0.797		
Endrin ketone	A	8.63	8.73	8.87	27.6	1.754	16.9	
	B	9.04	9.04	9.18	32.7	1.869		
Endrin Aldehyde	A	7.82	7.92	8.06	38.4	1.528	5.6	
	B	8.18	8.18	8.32	36.3	1.457		
alpha-Chlordane	A	6.34	6.42	6.56	28.8	2.149	12.4	
	B	7.02	7.03	7.17	32.6	2.021		

%RPD must be less than or equal to 40% (*) Criteria exceeded.

NC - (No Criteria) %RPD is not calculated when either result is less than 2 times the reporting level.

CF = Calculated Calibration/Response Factor

FORM X Pesticides

Client Id: QC Matrix Sample Duplicate (MSD) G CREEK STG BLD

Software Version: 4.1<1L22>
Date: 8/4/2017 07:44 AM
Sample Name : msd 76292 2xc cu
Data File : E:\TC2017\ECD4\08-AUG\803A021.RAW Date: 8/3/2017 02:02 PM
Sequence File: E:\TC2017\ECD4\08-AUG\PEST_SEQ.SEQ Cycle: 96 Channel : A
Instrument : AUTO4-DUAL_ECD Rack/Vial: 0/18 Operator:
Sample Amount : 1.0000 Dilution Factor : 1.00

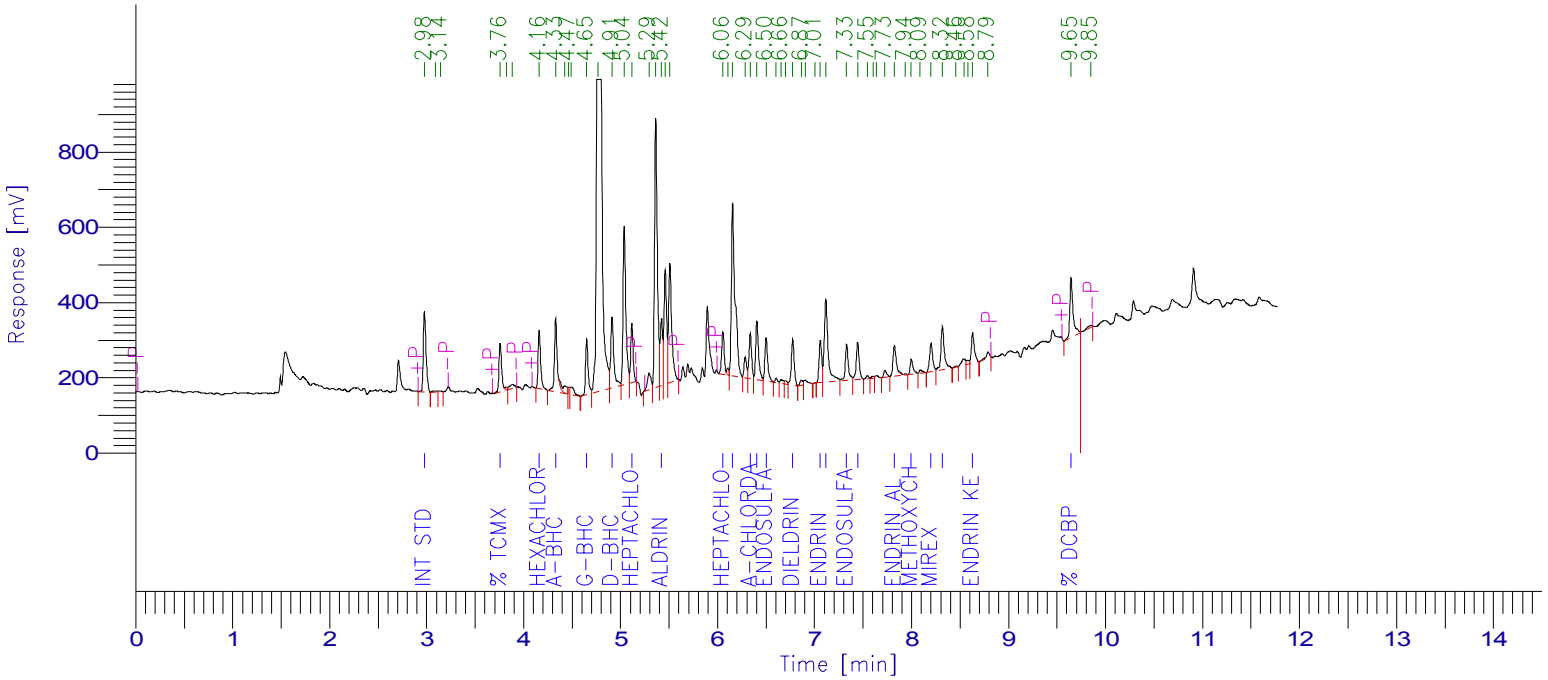

PESTICIDE REPORT

Peak #	Time [min]	Component Name	Raw Amount	Surrogate Recovery TCMX & DCBP	Multiplier	Adjusted Amount for Labowrks	Area [µV·s]
1	2.977	Int Std	100.0000	250.0000	1.0000	100.0000	429112.53
4	3.758	% TCMX	61.5778	153.9446	1.0000	61.5778	251801.45
7	4.160	Hexachlorobenzene	20.2168	50.5419	1.0000	20.2168	283607.42
8	4.331	a-BHC	32.5412	81.3529	1.0000	32.5412	404650.65
12	4.650	g-BHC	25.4143	63.5356	1.0000	25.4143	276067.62
0	4.736	b-BHC	0.0000	0.0000	1.0000	0.0000	0.00
14	4.911	d-BHC	32.9893	82.4733	1.0000	32.9893	422031.92
16	5.117	Heptachlor	22.0211	55.0527	1.0000	22.0211	267124.72
19	5.422	Aldrin	27.6839	69.2097	1.0000	27.6839	306236.43
22	6.055	Heptachlor epoxide	19.6138	49.0344	1.0000	19.6138	205560.64
24	6.156	g-Chlordane	110.5066	276.2665	1.0000	110.5066	1194508.83
26	6.337	a-Chlordane	24.3729	60.9322	1.0000	24.3729	224771.38
27	6.406	4,4'-DDE	36.7283	91.8208	1.0000	36.7283	326050.38
28	6.500	Endosulfan I	25.1237	62.8092	1.0000	25.1237	235271.84
32	6.775	Dieldrin	26.6361	66.5904	1.0000	26.6361	247713.83
36	7.060	Endrin	27.6130	69.0325	1.0000	27.6130	220573.87
37	7.116	4,4'-DDD	88.4136	221.0340	1.0000	88.4136	599439.67
38	7.332	Endosulfan II	26.3854	65.9636	1.0000	26.3854	217294.75
39	7.445	4,4'-DDT	30.7603	76.9007	1.0000	30.7603	215523.65
44	7.824	Endrin aldehyde	32.5281	81.3202	1.0000	32.5281	213260.30
46	7.998	Methoxychlor	24.8950	62.2376	1.0000	24.8950	84458.01
48	8.202	Mirex	31.4487	78.6217	1.0000	31.4487	173319.56
49	8.318	Endosulfan sulfate	43.0846	107.7116	1.0000	43.0846	288548.13
53	8.631	Endrin Ketone	23.3696	58.4240	1.0000	23.3696	175871.26
55	9.645	% DCBP	76.7625	191.9062	1.0000	76.7625	375208.03
				2426.7163	25.0000	970.6865	7638006.87

Client Id: QC Matrix Sample Duplicate (MSD) G CREEK STG BLD

Software Version: 4.1<1L22>
Date: 8/4/2017 07:43 AM
Sample Name : msd 76292 2xc cu
Data File : E:\TC2017\ECD4\08-AUG\803B021.RAW Date: 8/3/2017 02:02 PM
Sequence File: E:\TC2017\ECD4\08-AUG\PEST_SEQ.SEQ Cycle: 96 Channel : B
Instrument : AUTO4-DUAL_ECD Rack/Vial: 0/18 Operator:
Sample Amount : 1.0000 Dilution Factor : 1.00

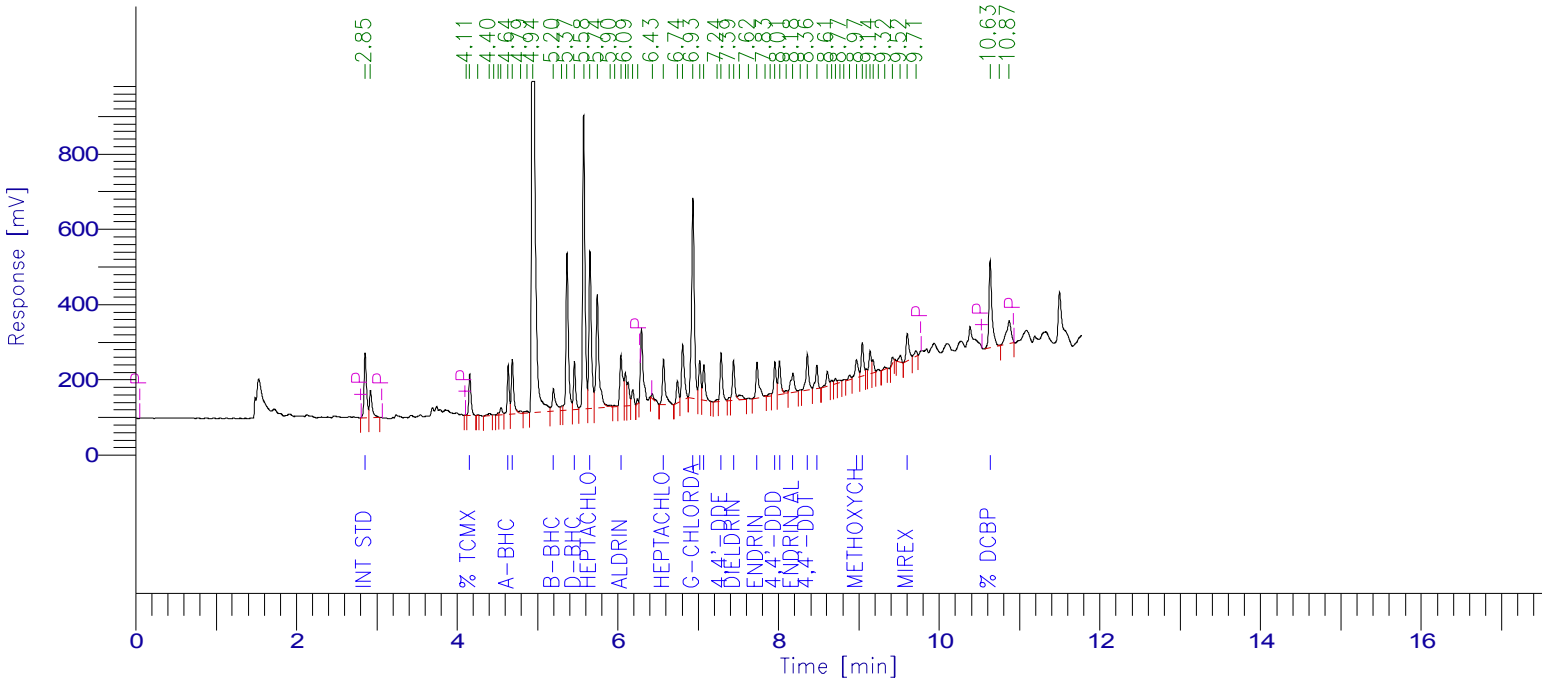

PESTICIDE REPORT

Peak #	Time [min]	Component Name	Raw Amount	Surrogate Recovery TCMX & DCBP	Multiplier	Adjusted Amount for Labowrks	Area [µV·s]
1	2.854	Int Std	100.0000	250.0000	1.0000	100.0000	365627.15
4	4.157	% TCMX	59.1355	147.8388	1.0000	59.1355	211193.55
10	4.635	a-BHC	27.9812	69.9530	1.0000	27.9812	221867.96
11	4.686	Hexachlorobenzene	23.8888	59.7219	1.0000	23.8888	302305.13
0	4.976	g-BHC	0.0000	0.0000	1.0000	0.0000	0.00
15	5.197	b-BHC	46.1373	115.3432	1.0000	46.1373	178730.87
18	5.460	d-BHC	24.6477	61.6193	1.0000	24.6477	239184.57
20	5.654	Heptachlor	93.9841	234.9602	1.0000	93.9841	892541.79
24	6.039	Aldrin	40.9118	102.2795	1.0000	40.9118	345891.98
30	6.569	Heptachlor epoxide	37.4572	93.6430	1.0000	37.4572	298242.74
33	6.933	g-Chlordane	153.8817	384.7043	1.0000	153.8817	1279387.39
34	7.019	a-Chlordane	27.5816	68.9540	1.0000	27.5816	203808.33
35	7.070	Endosulfan I	25.2195	63.0488	1.0000	25.2195	199296.66
37	7.286	4,4'-DDE	37.9975	94.9938	1.0000	37.9975	265520.00
39	7.441	Dieldrin	34.1669	85.4172	1.0000	34.1669	224942.70
42	7.732	Endrin	35.1333	87.8333	1.0000	35.1333	241468.20
45	7.955	4,4'-DDD	42.3254	105.8135	1.0000	42.3254	187900.71
46	8.012	Endosulfan II	27.9182	69.7954	1.0000	27.9182	192573.39
48	8.179	Endrin aldehyde	30.7301	76.8254	1.0000	30.7301	163748.85
50	8.358	4,4'-DDT	46.0894	115.2234	1.0000	46.0894	227423.92
51	8.477	Endosulfan sulfate	19.7983	49.4959	1.0000	19.7983	129745.88
58	8.970	Methoxychlor	44.7457	111.8644	1.0000	44.7457	130431.29
59	9.042	Endrin Ketone	27.6529	69.1322	1.0000	27.6529	188987.60
67	9.602	Mirex	37.5780	93.9450	1.0000	37.5780	185207.56
69	10.633	% DCBP	92.1010	230.2526	1.0000	92.1010	607282.06
				2842.6580	25.0000	1137.0632	7483310.29

1D

PESTICIDE ORGANICS ANALYSIS DATA SHEET

CLIENT SAMPLE NO.

BY76292 BL

Lab Name: Phoenix Environmental Client: NETC

Lab Code: Phoenix Instr: ECD10 Column.: CLP 0.32 SDG No.: GBY76292

Matrix: (soil/water) SOIL Lab Sample ID: BY76292 BL

Sample wt/vol: 15 (g/mL) g Lab File ID: 802A014

% Moisture: n.a. decanted: (Y/N) N Date Received: 08/01/17

Extraction: (SepF/Cont/ASE) 3545 Date Extracted: 08/01/17

Concentrated Extract Volume: 5000 (uL) Date Analyzed: 08/02/17

Injection Volume: 1 (ul) Dilution Factor: 2

CONCENTRATION UNITS:
(mg/L or mg/Kg) ug/Kg

CAS NO.	COMPOUND	CF	CONC	P/C	Q	MDL	PQL
319-84-6	alpha-BHC	NA	1.0	P	U	1.0	1.0
319-85-7	beta-BHC	NA	1.0	P	U	1.0	1.0
319-86-8	delta-BHC	NA	3.3	P	U	3.3	3.3
58-89-9	gamma-BHC (Lindane)	NA	1.0	P	U	1.0	1.0
76-44-8	Heptachlor	NA	3.3	P	U	3.3	3.3
309-00-2	Aldrin	NA	1.0	P	U	1.0	1.0
1024-57-3	Heptachlor Epoxide	NA	3.3	P	U	3.3	3.3
959-98-8	Endosulfan I	NA	3.3	P	U	3.3	3.3
60-57-1	Dieldrin	NA	1.0	P	U	1.0	1.0
72-55-9	4,4' -DDE	NA	1.7	P	U	1.7	1.7
72-20-8	Endrin	NA	3.3	P	U	3.3	3.3
33213-65-9	Endosulfan II	NA	3.3	P	U	3.3	3.3
72-54-8	4,4' -DDD	NA	1.7	P	U	1.7	1.7
1031-07-8	Endosulfan Sulfate	NA	3.3	P	U	3.3	3.3
50-29-3	4,4' -DDT	NA	1.7	P	U	1.7	1.7
72-43-5	Methoxychlor	NA	3.3	P	U	3.3	3.3
53494-70-5	Endrin ketone	NA	3.3	P	U	3.3	3.3
7421-93-4	Endrin Aldehyde	NA	3.3	P	U	3.3	3.3
8001-35-2	Toxaphene	NA	130	P	U	130	130
5103-71-9	alpha-Chlordane	NA	3.3	P	U	3.3	3.3
5103-74-2	gamma-Chlordane	NA	3.3	P	U	3.3	3.3
57-74-9	Chlordane	NA	33	P	U	33	33
2051-24-3	Decachlorobiphenyl	1.484	49	P		%	%
877-09-8	Tetrachloro-m-xylene	1.325	40	P		%	%

57-74-9 Sample PQL Calc: (50raw * 2df * 5fv) / (15wt-vol * 1.00%sol) = 33

Both channels need to have the compound detected for a concentration to be reported on either channel.
U1=Due to matrix interference and/or the presence of a large amount of non-target material, the reporting level for this compound has been elevated.
U2=The presence of this compound was not confirmed by the analyst based on the characteristic pattern matching of multi-component parameters, retention time, and/or peak shape.

P/C: P=Primary Result C=Confirmation Result X=Not Used CF=Calculated Calibration/Response Factor MC=Multi-Component

1D

PESTICIDE ORGANICS ANALYSIS DATA SHEET

CLIENT SAMPLE NO.

BY76292 BL

Lab Name: Phoenix Environmental Client: NETC

Lab Code: Phoenix Instr: ECD10 Column.: rtx-440 0.32 SDG No.: GBY76292

Matrix: (soil/water) SOIL Lab Sample ID: BY76292 BL

Sample wt/vol: 15 (g/mL) g Lab File ID: 802B014

% Moisture: n.a. decanted: (Y/N) N Date Received: 08/01/17

Extraction: (SepF/Cont/ASE) 3545 Date Extracted: 08/01/17

Concentrated Extract Volume: 5000 (uL) Date Analyzed: 08/02/17

Injection Volume: 1 (ul) Dilution Factor: 2

CONCENTRATION UNITS:
(mg/L or mg/Kg) ug/Kg

CAS NO.	COMPOUND	CF	CONC	P/C	Q	MDL	PQL
319-84-6	alpha-BHC	NA	1.0	C	U	1.0	1.0
319-85-7	beta-BHC	NA	1.0	C	U	1.0	1.0
319-86-8	delta-BHC	NA	3.3	C	U	3.3	3.3
58-89-9	gamma-BHC (Lindane)	NA	1.0	C	U	1.0	1.0
76-44-8	Heptachlor	NA	3.3	C	U	3.3	3.3
309-00-2	Aldrin	NA	1.0	C	U	1.0	1.0
1024-57-3	Heptachlor Epoxide	NA	3.3	C	U	3.3	3.3
959-98-8	Endosulfan I	NA	3.3	C	U	3.3	3.3
60-57-1	Dieldrin	NA	1.0	C	U	1.0	1.0
72-55-9	4,4' -DDE	NA	1.7	C	U	1.7	1.7
72-20-8	Endrin	NA	3.3	C	U	3.3	3.3
33213-65-9	Endosulfan II	NA	3.3	C	U	3.3	3.3
72-54-8	4,4' -DDD	NA	1.7	C	U	1.7	1.7
1031-07-8	Endosulfan Sulfate	NA	3.3	C	U	3.3	3.3
50-29-3	4,4' -DDT	NA	1.7	C	U	1.7	1.7
72-43-5	Methoxychlor	NA	3.3	C	U	3.3	3.3
53494-70-5	Endrin ketone	NA	3.3	C	U	3.3	3.3
7421-93-4	Endrin Aldehyde	NA	3.3	C	U	3.3	3.3
8001-35-2	Toxaphene	NA	130	C	U	130	130
5103-71-9	alpha-Chlordane	NA	3.3	C	U	3.3	3.3
5103-74-2	gamma-Chlordane	NA	3.3	C	U	3.3	3.3
57-74-9	Chlordane	NA	33	C	U	33	33
2051-24-3	Decachlorobiphenyl	1.080	43	C		%	%
877-09-8	Tetrachloro-m-xylene	1.571	38	C		%	%

57-74-9 Sample PQL Calc: (50raw * 2df * 5fv) / (15wt-vol * 1.00%sol) = 33

Both channels need to have the compound detected for a concentration to be reported on either channel.
U1=Due to matrix interference and/or the presence of a large amount of non-target material, the reporting level for this compound has been elevated.
U2=The presence of this compound was not confirmed by the analyst based on the characteristic pattern matching of multi-component parameters, retention time, and/or peak shape.

P/C: P=Primary Result C=Confirmation Result X=Not Used CF=Calculated Calibration/Response Factor MC=Multi-Component

Client Id: QC Blank BY76292

Software Version: 4.1<1L22>
Date: 8/3/2017 09:45 AM
Sample Name : blk 76292 2xc cu
Data File : E:\TC2017\ECD10\08-AUG\802A014.RAW Date: 8/2/2017 01:27 PM
Sequence File: E:\TC2017\ECD10\08-AUG\PEST.SEQ Cycle: 56 Channel : A
Instrument : AUTO_ECD10 Rack/Vial: 0/11 Operator: cw
Sample Amount : 1.0000 Dilution Factor : 1.00

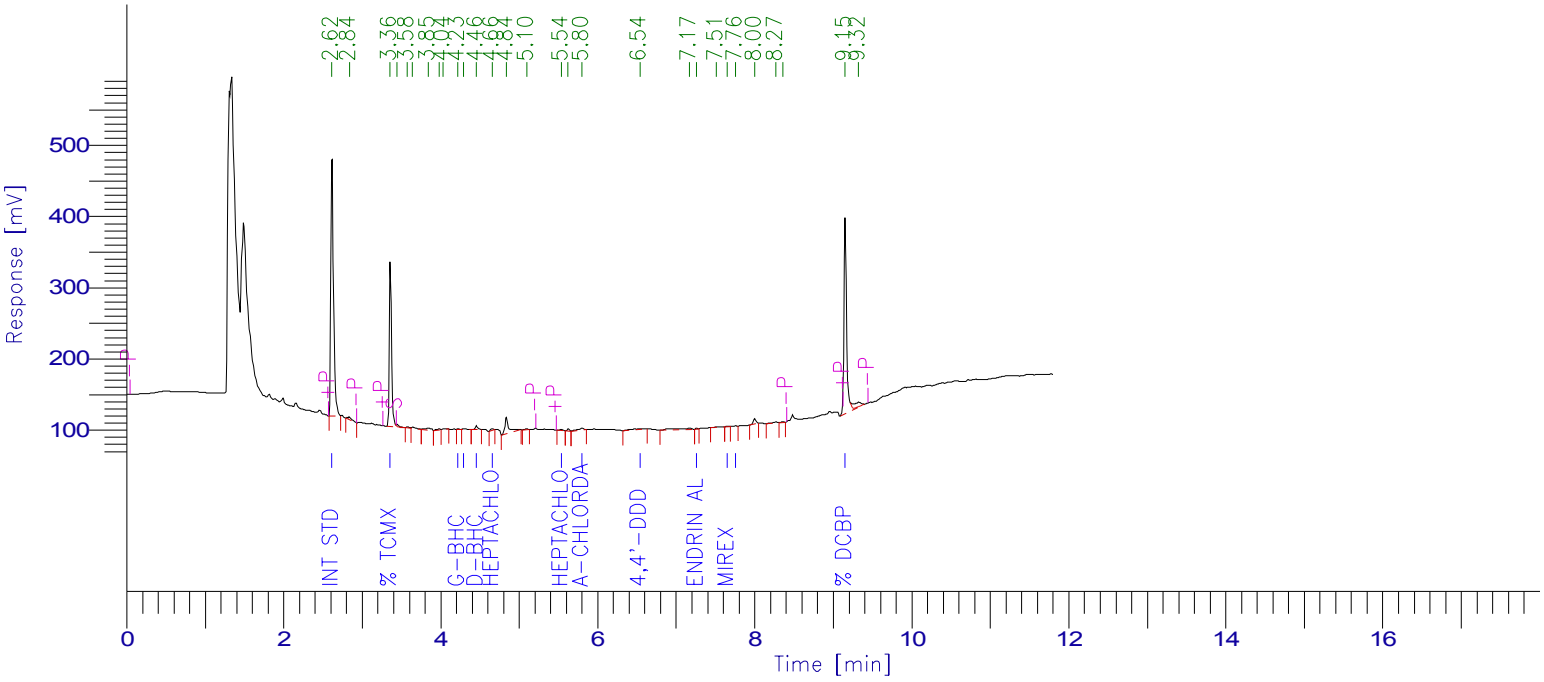

PESTICIDE REPORT

Peak #	Time [min]	Component Name	Raw Amount	Surrogate Recovery TCMX & DCBP	Multiplier	Adjusted Amount for Labowrks	Area [µV·s]
1	2.619	Int Std	100.0000	250.0000	1.0000	100.0000	874224.66
3	3.362	% TCMX	39.7030	99.2575	1.0000	39.7030	460001.69
0	3.745	Hexachlorobenzene	0.0000	0.0000	1.0000	0.0000	0.00
0	3.907	a-BHC	0.0000	0.0000	1.0000	0.0000	0.00
10	4.226	g-BHC	0.0824	0.2060	1.0000	0.0824	1587.53
11	4.296	b-BHC	0.4018	1.0044	1.0000	0.4018	3718.56
12	4.458	d-BHC	0.6414	1.6034	1.0000	0.6414	12139.16
13	4.661	Heptachlor	0.3952	0.9880	1.0000	0.3952	7254.63
0	4.955	Aldrin	0.0000	0.0000	1.0000	0.0000	0.00
16	5.542	Heptachlor epoxide	0.3062	0.7654	1.0000	0.3062	4894.81
0	5.674	g-Chlordane	0.0000	0.0000	1.0000	0.0000	0.00
18	5.804	a-Chlordane	0.7957	1.9893	1.0000	0.7957	13415.70
0	5.885	4,4'-DDE	0.0000	0.0000	1.0000	0.0000	0.00
0	5.957	Endosulfan I	0.0000	0.0000	1.0000	0.0000	0.00
0	6.215	Dieldrin	0.0000	0.0000	1.0000	0.0000	0.00
0	6.479	Endrin	0.0000	0.0000	1.0000	0.0000	0.00
19	6.541	4,4'-DDD	1.5036	3.7589	1.0000	1.5036	16096.38
0	6.741	Endosulfan II	0.0000	0.0000	1.0000	0.0000	0.00
0	6.872	4,4'-DDT	0.0000	0.0000	1.0000	0.0000	0.00
21	7.258	Endrin aldehyde	0.1848	0.4619	1.0000	0.1848	2393.66
0	7.459	Methoxychlor	0.0000	0.0000	1.0000	0.0000	0.00
23	7.652	Mirex	0.1736	0.4340	1.0000	0.1736	2134.88
24	7.757	Endosulfan sulfate	0.0894	0.2235	1.0000	0.0894	1271.28
0	8.079	Endrin Ketone	0.0000	0.0000	1.0000	0.0000	0.00
28	9.151	% DCBP	48.9421	122.3552	1.0000	48.9421	634814.17
				483.0476	25.0000	193.2190	2033947.10

Client Id: QC Blank BY76292

Software Version: 4.1<1L22>
Date: 8/3/2017 09:42 AM
Sample Name : blk 76292 2xc cu
Data File : E:\TC2017\ECD10\08-AUG\802B014.RAW Date: 8/2/2017 01:27 PM
Sequence File: E:\TC2017\ECD10\08-AUG\PEST.SEQ Cycle: 56 Channel : B
Instrument : AUTO_ECD10 Rack/Vial: 0/11 Operator: cw
Sample Amount : 1.0000 Dilution Factor : 1.00

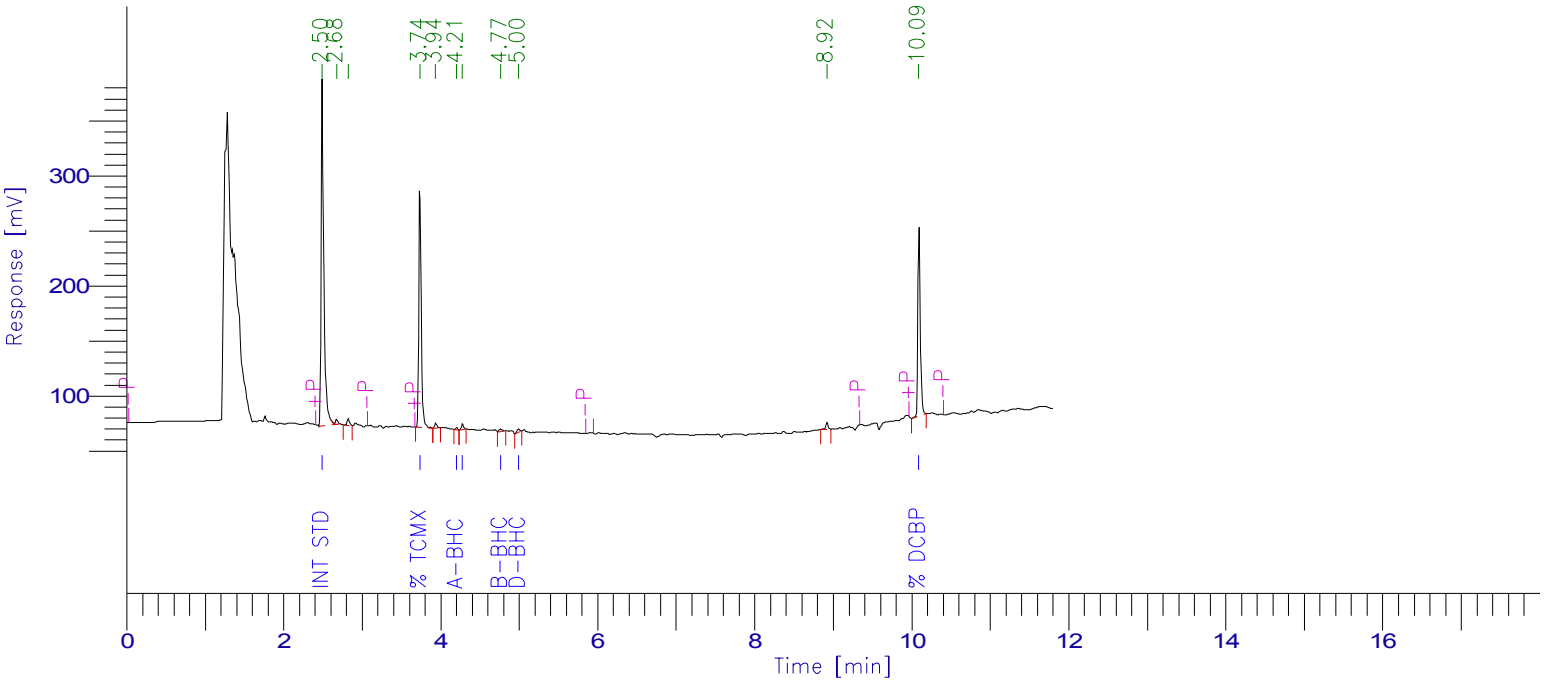

PESTICIDE REPORT

Peak #	Time [min]	Component Name	Raw Amount	Surrogate Recovery TCMX & DCBP	Multiplier	Adjusted Amount for Labowrks	Area [µV·s]
1	2.496	Int Std	100.0000	250.0000	1.0000	100.0000	787129.51
4	3.738	% TCMX	37.9378	94.8446	1.0000	37.9378	469205.60
6	4.205	a-BHC	0.2008	0.5020	1.0000	0.2008	4206.37
7	4.281	Hexachlorobenzene	0.8483	2.1208	1.0000	0.8483	11555.06
0	4.541	g-BHC	0.0000	0.0000	1.0000	0.0000	0.00
8	4.769	b-BHC	0.7840	1.9601	1.0000	0.7840	6879.71
9	4.995	d-BHC	0.4677	1.1692	1.0000	0.4677	8519.06
0	5.155	Heptachlor	0.0000	0.0000	1.0000	0.0000	0.00
0	5.518	Aldrin	0.0000	0.0000	1.0000	0.0000	0.00
0	6.010	Heptachlor epoxide	0.0000	0.0000	1.0000	0.0000	0.00
0	6.328	g-Chlordane	0.0000	0.0000	1.0000	0.0000	0.00
0	6.426	a-Chlordane	0.0000	0.0000	1.0000	0.0000	0.00
0	6.475	Endosulfan I	0.0000	0.0000	1.0000	0.0000	0.00
0	6.693	4,4'-DDE	0.0000	0.0000	1.0000	0.0000	0.00
0	6.838	Dieldrin	0.0000	0.0000	1.0000	0.0000	0.00
0	7.140	Endrin	0.0000	0.0000	1.0000	0.0000	0.00
0	7.392	4,4'-DDD	0.0000	0.0000	1.0000	0.0000	0.00
0	7.441	Endosulfan II	0.0000	0.0000	1.0000	0.0000	0.00
0	7.618	Endrin aldehyde	0.0000	0.0000	1.0000	0.0000	0.00
0	7.811	4,4'-DDT	0.0000	0.0000	1.0000	0.0000	0.00
0	7.928	Endosulfan sulfate	0.0000	0.0000	1.0000	0.0000	0.00
0	8.447	Methoxychlor	0.0000	0.0000	1.0000	0.0000	0.00
0	8.505	Endrin Ketone	0.0000	0.0000	1.0000	0.0000	0.00
0	9.069	Mirex	0.0000	0.0000	1.0000	0.0000	0.00
11	10.090	% DCBP	42.8120	107.0301	1.0000	42.8120	364062.69
				457.6266	25.0000	183.0507	1651558.01

ASE **Soil Ext. for Pesticide**

ASEPEST-395944 **QAQC Code** #Q$PESTS **QAQC Sample #** BY76292 08/01/17 7:31 AM

Sample / C#	Acode	Analysis/ ASE Id	Initial Vol(mL)	Surrogate Vol (ml)	Final Vol (ml)	Cell #	Comments	Start Date	Finish Date	Initials
BY76292 **	BLK	ASE #1 VOA	15	0.5	5	590	(1)	08/01	08/01	UU/V
BY76292 **	LCS	ASE #1	15	0.5	5	T6	0.5ML SP	08/01	08/01	UU/V
BY76292 **	LCSD	ASE #1	15	0.5	5	R192	0.5ML SP	08/01	08/01	UU/V
BY76292 ** - 2	MS	ASE #1	15.48	0.5	5	R206	0.5ML SP	08/01	08/01	CC/V
BY76292 ** - 2	MSD	ASE #1	15.12	0.5	5	095	0.5ML SP	08/01	08/01	CC/V
BY75340 - 1	ASEPEST-NY	ASE #1 PCB	15.13	0.5	5	T123		08/01	08/01	UU/V
BY75341 - 3	ASEPEST-NY	ASE #1 PCB	15.33	0.5	5	T83		08/01	08/01	UU/V
BY75342 - 1	ASEPEST-NY	ASE #1 PCB	15.07	0.5	5	767		08/01	08/01	UU/V
BY75636 * - 1	ASEPEST	ASE #1 PCB V	15.43	0.5	5	T70		08/01	08/01	JC/V
BY75637 * - 1	ASEPEST	ASE #1 PCB V	15.22	0.5	5	T3		08/01	08/01	JC/V
BY75515 - 1	ASEPEST-NY	ASE #1 PCB V	15.20	0.5	5	D66		08/01	08/01	JJ/V
BY75516 - 3	ASEPEST-NY	ASE #1 PCB V	15.34	0.5	5	T25		08/01	08/01	JJ/V
BY75714 ** - 0	ASEPEST-NY	ASE #1 PCB V	15.11	0.5	5	T68		08/01	08/01	JJ/V
BY75716 ** - 3	ASEPEST	ASE #1 PCB V	15.20	0.5	5	258		08/01	08/01	JJ/V
BY75903 * - 8	ASEPEST	ASE #1 PCB V	15.27	0.5	5	D45		08/01	08/01	JJ/V
BY75904 * - 4	ASEPEST	ASE #1 PCB V	15.19	0.5	5	T35		08/01	08/01	JJ/V
BY76292 ** - 2	ASEPEST-NY	ASE #1 PCB V	15.47	0.5	5	T130		08/01	08/01	CC/V

QC Rpt Cmnt

Prep Comment

Post Comment

Surrogate Id # ultra (ISM-320) **Tracking #** **Time In**

Spike # restek (32415)/Abs(70195)/Abs(7943 **Tracking #** **Time Out**

LCSID # restek (32415)/Abs(70195)/Abs(7943 **Tracking #** **Temp**

Standards **Time Basic**

Vendor Id	Item ID	Phoenix Lot Number	Vendor Lot Number	Expiration Date
Brand-Nu	95% Hexane	S#7X6	DR859	01/15/18
Brand-Nu	Acetone	S#7Y1	170015	01/19/18
Brand-Nu	Hexane			
Phoenix	P/P - SURROGATE PREP	P/P09I	----------	01/01/18
Phoenix	PEST - PREP SM SPIKE	PEST16T	----------	01/27/18

PHOENIX
Environmental Laboratories, Inc.

587 East Middle Turnpike, P.O. Box 370, Manchester, CT 06040
Telephone: 860.645.1102 • Fax: 860.645.0823

NY ANALYTICAL SERVICES PROTOCOL
DATA PACKAGE

Client: NETC

125 BATH STREET

Laboratory Project: GBY76292

Pesticides (WATER)
Ver 1

Organic Data Flags

LOD(MDL): Limit of Detection or Method Detection Limit
The minimum reportable concentration that can be measured with confidence.

PQL(RL): Practical Quantitation Level or Reporting Level
This value is at or above the MDL and is supported by the lowest calibration standard.

· Q Qualifiers:

U - The compound was analyzed for but not detected at or above the MDL. The number immediately preceding the “U” represents the PQL reporting level corrected for percent solids, weight and/or volume calculations, and dilution factors.

J - Indicates an estimated value, may indicate one of the following, depending on the situation:
a) The reported value is estimated and below the MDL
b) Used when estimating a concentration for TIC where a 1:1 response is assumed or when the result indicates the presence of a compound that meets the indentification criteria, but the results is less than the quantitation limit, but greater than zero.
c) QC associated with this analyte is within warning limits.

X - The concentration is not reported. This quantitation file was not evaluated for this compound at this dilution; a volatile purging or related issue may be the cause.

L - Biased Low

N - The concentration is based on the response of the nearest internal. This flag is used on the TIC form for all compounds identified.

S - This compound is a solvent that is used in the laboratory. Laboratory contamination is suspected if concentration is less than five times the reporting level.

B - This compound was also present in the method blank

D - The reported concentration is the result of a diluted analysis.

E - The reported value is estimated because the concentration exceeded the calibration range.

A - Indicates that the tentatively identified compound is a suspected aldol condensation product. Aldol condensation products are produced during the extraction process.

Q - For TICS, this compound was quantitated using a calibration curve. This compound is part of the instrument method, but not part of the client target list.

P- Percent difference is greater than 25% between the two GC columns and the lower result is reported.

PHOENIX
Environmental Laboratories, Inc.
587 East Middle Turnpike, P.O.Box 370, Manchester, CT 06040
Tel. (860) 645-1102 Fax (860) 645-0823

ACCREDITED IN ACCORDANCE WITH nelac NY # 11301

SDG: GBY76292

Pesticides Water Conformance / Non-Conformance Summary

Project ID / Client ID: 125 BATH STREET, NETC

General Comments:

The samples were analyzed using a dual column ECD GC. Data files are labeled date-A-seq for the A channel and date-B-seq for the B channel. In order to report a concentration, both channels need to have the compound detected.
A Florisil cleanup was performed on all extracts.
The reporting levels (PQL) are supported by the lowest calibration standard. The laboratory defines the LOD/MDL as equivalent to the PQL/RL.It is part of Phoenix Lab's procedure to dilute all soil extracts prior to analysis
A calibration curve for the single component pesticides was analyzed with the samples. The standards for the multi-component pesticides Toxaphene and Chlordane calibration standards are analyzed only if the pattern is detected in the samples. Toxaphene and Chlordane daily standards are provided at the end of the pesticides calibration verification forms.
This data package provides summary forms for the single component pesticides only; please refer to the Phoenix report for the full list. Alpha and gamma chlordane were spiked and analyzed instead of technical chlordane. Gamma chlordane recovery is reported as chlordane in the LCS and LCSD.

Form 2 (Surrogates):

All surrogates met criteria with the following exceptions: None.

Form 3 (Laboratory Control/Matrix Spike):

Sample: BY76293 LCS
All LCS recoveries met criteria with the following exceptions: None.
All LCSD recoveries met criteria with the following exceptions: None.
All LCS/LCSD RPDs met criteria with the following exceptions: delta-BHC (21.2%)

Sample: BY76293 MS
All MS recoveries met criteria with the following exceptions: None.
All MSD recoveries met criteria with the following exceptions: None.
All MS/MSD RPDs met criteria with the following exceptions: Heptachlor (29.0%), Aldrin (23.3%), gamma-Chlordane (20.2%)

Form 4 (Method Blank):

File: ECD4 802A008 / 802B008 (BY76293)
All compounds were non-detect with the following exceptions: None.

Form 6 (Initial Calibration Factors):

Method: ECD4 PS725AI
All compounds met crieria with the following exceptions: None.

Method: ECD4 PS725BI
All compounds met crieria with the following exceptions: None.

Form 7 (Calibration Verification):

All Calibration Blanks were non-detect with the following exceptions: None.

All Continuing Calibrations met criteria with the following exceptions: None.

Form 7 (Degradation Standard):

All Degradation standards met criteria with the following exceptions: None.

PHOENIX
Environmental Laboratories, Inc.
587 East Middle Turnpike, P.O.Box 370, Manchester, CT 06040
Tel. (860) 645-1102 Fax (860) 645-0823

ACCREDITED IN ACCORDANCE WITH nelac NY # 11301

SDG: GBY76292

Pesticides Water Conformance / Non-Conformance Summary

Project ID / Client ID: 125 BATH STREET, NETC

Form 8 (Internal Standard and Retention Time):

All Internal Standards / Retention Times met criteria with the following exceptions: Sample BY76299 was evaluated against an external standard for confirmation channel.

Form 10 (Confirmation Summary):

All Confirmation Summaries met %D criteria (40%) with the following exceptions:

Sample: BY76293 LCS - 802A009 / 802B009 : Methoxychlor (49.5 %)

Other observations:

Toxaphene is reported to the lowest possible reporting level. The NY TOGS criteria for this compound can not be achieved.

08/09/17

Anil Makol
Project Manager

2E
WATER PESTICIDE SURROGATE RECOVERY

Lab Name: Phoenix Environmental Client: NETC

Lab Code: Phoenix Case No.: SAS No.: SDG No.: GBY76292

GC Column(1): CLP ID: 0.32 (mm) GC Column(2): Rtx-440 ID: 0.32 (mm)

	LAB ID	TCX 1 %REC	#	TCX 2 %REC	#	DCB 1 %REC	#	DCB 2 %REC	#	TOT OUT	FILE ID
01	BY76293 BL	85		83		87		93		0	ECD4 802A008 | 802B008
02	BY76293 LCS	88		102		83		106		0	ECD4 802A009 | 802B009
03	BY76293 LCSD	100		90		93		92		0	ECD4 802A010 | 802B010
04	BY76293 MS	99		83		80		87		0	ECD4 802A011 | 802B011
05	BY76293 MSD	86		84		79		95		0	ECD4 802A012 | 802B012
06	BY76293	79		84		74		70		0	ECD4 802A020 | 802B020
07	BY76294	63		53		56		56		0	ECD4 802A021 | 802B021
08	BY76296	81		81		80		82		0	ECD4 802A022 | 802B022
09	BY76297	80		54		80		43		0	ECD4 802A024 | 802B024
10	BY76298	96		63		95		65		0	ECD4 802A025 | 802B025
11	BY76299	62		81		67		63		0	ECD4 802A026 | 802B026
12											
13											
14											
15											
16											
17											
18											
19											
20											
21											
22											
23											
24											
25											
26											
27											
28											
29											
30											

	ADVISORY QC LIMITS
TCX = Tetrachloro-m-xylene	30 - 150
DCB = Decachlorobiphenyl	30 - 150

\# = Column to be used to flag recovery values
* = Values outside of contract required QC limits
D = Surrogate diluted out
Int = Surrogate not reported due to Interference

3E

WATER PESTICIDE LCS SPIKE/LCS SPIKE DUPLICATE RECOVERY

Lab Name: Phoenix Environmental Client: NETC

Lab Code: Phoenix Case No.: SAS No.: SDG No.: GBY76292

LCS Spike - Client Id.: BY76293 LCS Lab Id: BY76293 LCS

COMPOUND	SPIKE ADDED (ug/Kg)		LCS CONC (ug/Kg)	LCS % REC	#	QC. LIMITS REC.
alpha-BHC	0.050		0.042	84		40 - 140
beta-BHC	0.050		0.059	119		40 - 140
delta-BHC	0.050		0.029	59		40 - 140
gamma-BHC (Lindane)	0.050		0.048	97		40 - 140
Heptachlor	0.050		0.042	84		40 - 140
Aldrin	0.050		0.040	80		40 - 140
Heptachlor Epoxide	0.050		0.043	85		40 - 140
Endosulfan I	0.050		0.043	85		40 - 140
Dieldrin	0.050		0.046	91		40 - 140
4,4' -DDE	0.050		0.043	87		40 - 140
Endrin	0.050		0.047	93		40 - 140
Endosulfan II	0.050		0.043	85		40 - 140
4,4' -DDD	0.050		0.046	91		40 - 140
Endosulfan Sulfate	0.050		0.037	74		40 - 140
4,4' -DDT	0.050		0.043	86		40 - 140
Methoxychlor	0.050		0.038	75		40 - 140
Endrin ketone	0.050		0.041	81		40 - 140
Endrin Aldehyde	0.050		0.042	83		40 - 140
alpha-Chlordane	0.050		0.044	88		40 - 140
gamma-Chlordane	0.050		0.039	77		40 - 140

COMPOUND	SPIKE ADDED (ug/Kg)	LCSD CONC (ug/Kg)	LCSD % REC	#	% RPD	#	QC LIMITS RPD	REC.
alpha-BHC	0.050	0.046	91		8.0		20	40 - 140
beta-BHC	0.050	0.056	112		6.1		20	40 - 140
delta-BHC	0.050	0.037	73		21.2	*	20	40 - 140
gamma-BHC (Lindane)	0.050	0.052	103		6.0		20	40 - 140
Heptachlor	0.050	0.046	93		10.2		20	40 - 140
Aldrin	0.050	0.040	80		0.0		20	40 - 140
Heptachlor Epoxide	0.050	0.045	91		6.8		20	40 - 140
Endosulfan I	0.050	0.047	93		9.0		20	40 - 140
Dieldrin	0.050	0.050	99		8.4		20	40 - 140
4,4' -DDE	0.050	0.048	95		8.8		20	40 - 140
Endrin	0.050	0.051	103		10.2		20	40 - 140
Endosulfan II	0.050	0.046	93		9.0		20	40 - 140
4,4' -DDD	0.050	0.052	105		14.3		20	40 - 140
Endosulfan Sulfate	0.050	0.040	79		6.5		20	40 - 140
4,4' -DDT	0.050	0.046	92		6.7		20	40 - 140
Methoxychlor	0.050	0.042	85		12.5		20	40 - 140
Endrin ketone	0.050	0.045	90		10.5		20	40 - 140
Endrin Aldehyde	0.050	0.046	92		10.3		20	40 - 140
alpha-Chlordane	0.050	0.049	98		10.8		20	40 - 140
gamma-Chlordane	0.050	0.044	88		13.3		20	40 - 140

3E

WATER PESTICIDE MATRIX SPIKE/MATRIX SPIKE DUPLICATE RECOVERY

Lab Name: Phoenix Environmental Client: NETC

Lab Code: Phoenix Case No.: SAS No.: SDG No.: GBY76292

Matrix Spike - Client Id.: BB-2 MS Lab Id: BY76293 MS

COMPOUND	SPIKE ADDED (ug/Kg)	SAMPLE CONCENTRATION (ug/Kg)	MS CONC (ug/Kg)	MS % REC	#	QC. LIMITS REC.
alpha-BHC	0.047	0.004	0.040	77		30 - 150
beta-BHC	0.047	0	0.046	98		30 - 150
delta-BHC	0.047	0	0.029	62		30 - 150
gamma-BHC (Lindane)	0.047	0.002	0.042	85		30 - 150
Heptachlor	0.047	0.007	0.033	56		30 - 150
Aldrin	0.047	0.001	0.027	57		30 - 150
Heptachlor Epoxide	0.047	0.005	0.037	68		30 - 150
Endosulfan I	0.047	0	0.037	78		30 - 150
Dieldrin	0.047	0	0.040	86		30 - 150
4,4' -DDE	0.047	0	0.037	79		30 - 150
Endrin	0.047	0	0.040	85		30 - 150
Endosulfan II	0.047	0	0.038	79		30 - 150
4,4' -DDD	0.047	0	0.039	83		30 - 150
Endosulfan Sulfate	0.047	0	0.035	74		30 - 150
4,4' -DDT	0.047	0	0.046	97		30 - 150
Methoxychlor	0.047	0	0.037	78		30 - 150
Endrin ketone	0.047	0.002	0.035	71		30 - 150
Endrin Aldehyde	0.047	0.004	0.037	69		30 - 150
alpha-Chlordane	0.047	0	0.039	81		30 - 150
gamma-Chlordane	0.047	0.006	0.033	58		30 - 150

COMPOUND	SPIKE ADDED (ug/Kg)	MSD CONC (ug/Kg)	MSD % REC	#	% RPD	#	QC LIMITS RPD	REC.
alpha-BHC	0.047	0.043	83		7.5		20	30 - 150
beta-BHC	0.047	0.049	105		6.9		20	30 - 150
delta-BHC	0.047	0.030	63		1.6		20	30 - 150
gamma-BHC (Lindane)	0.047	0.048	98		14.2		20	30 - 150
Heptachlor	0.047	0.042	75		29.0	*	20	30 - 150
Aldrin	0.047	0.034	72		23.3	*	20	30 - 150
Heptachlor Epoxide	0.047	0.041	78		13.7		20	30 - 150
Endosulfan I	0.047	0.040	86		9.8		20	30 - 150
Dieldrin	0.047	0.045	95		9.9		20	30 - 150
4,4' -DDE	0.047	0.042	88		10.8		20	30 - 150
Endrin	0.047	0.046	97		13.2		20	30 - 150
Endosulfan II	0.047	0.042	88		10.8		20	30 - 150
4,4' -DDD	0.047	0.042	89		7.0		20	30 - 150
Endosulfan Sulfate	0.047	0.042	89		18.4		20	30 - 150
4,4' -DDT	0.047	0.047	101		4.0		20	30 - 150
Methoxychlor	0.047	0.043	92		16.5		20	30 - 150
Endrin ketone	0.047	0.040	81		13.2		20	30 - 150
Endrin Aldehyde	0.047	0.036	67		2.9		20	30 - 150
alpha-Chlordane	0.047	0.044	92		12.7		20	30 - 150
gamma-Chlordane	0.047	0.039	71		20.2	*	20	30 - 150

FORM III PEST

4C

PESTICIDE METHOD BLANK SUMMARY

CLIENT SAMPLE NO

BY76293 BL

Lab Name: Phoenix Environmental Client: NETC

Lab Code: Phoenix Case No.: SAS No.: SDG No.: GBY76292

Lab Sample ID: BY76293 BL Lab File ID: 802A008

Matrix: (soil/water) WATER Extraction:(SepF/Cont/Sonc) SepF

Sulfur Cleanup:(Y/N) N Date Extracted: 08/01/17

Date Analyzed (1): 08/02/17 Date Analyzed (2): 08/02/17

Time Analyzed (1): 10:14 Time Analyzed (2): 10:14

Instrument ID (1): ECD4 Instrument ID (2): ECD4

GC Col.(1): CLP ID: 0.32 (mm) GC Col.(2): Rtx-440 ID: 0.32 (mm)

THIS METHOD BLANK APPLIES TO THE FOLLOWING SAMPLES, MS AND MSD:

	CLIENT SAMPLE NO.	LAB SAMPLE ID	DATE ANALYZED 1	DATE ANALYZED 2
01	BY76293 LCS	BY76293 LCS	08/02/17	08/02/17
02	BY76293 LCSD	BY76293 LCSD	08/02/17	08/02/17
03	BB-2 MS	BY76293 MS	08/02/17	08/02/17
04	BB-2 MSD	BY76293 MSD	08/02/17	08/02/17
05	BB-2	BY76293	08/02/17	08/02/17
06	BB-2 DUP	BY76294	08/02/17	08/02/17
07	MW-6	BY76296	08/02/17	08/02/17
08	NE-1	BY76297	08/02/17	08/02/17
09	B4-1	BY76298	08/02/17	08/02/17
10	NW-1	BY76299	08/02/17	08/02/17
11				
12				
13				
14				
15				
16				
17				
18				
19				
20				
21				
22				
23				
24				
25				

COMMENTS:

FORM IV PEST

8B
PESTICIDE INTERNAL STANDARD AREA AND RT SUMMARY

Lab Name: Phoenix Environmental Labs Client: NETC

Lab Code: Phoenix Case No.: SAS No.: SDG No.: GBY76292

Lab File Id: 725A034 Date Analyzed: 07/25/17

Instrument ID: ECD4 Time Analyzed: 21:20

GC Col A: CLP ID: 0.32

1-Bromo-2-Nitrobenze	INTERNAL STD AREA #	RT #
12 HOUR STD	525199	3.06
UPPER LIMIT	1076657	3.56
LOWER LIMIT	259973	2.56

	CLIENT ID	LAB ID	FILE ID	INTERNAL STD AREA	RT	DATE ANALYZED	TIME ANALYZED
01	t mix 6;16f	t mix 6;16f	725A032	511277	3.06	07/25/17	21:20
02	t mix 5;16e	t mix 5;16e	725A033	513843	3.06	07/25/17	21:36
03	t mix 4;16d	t mix 4;16d	725A034	525199	3.06	07/25/17	21:52
04	t mix 3;16c	t mix 3;16c	725A035	545936	3.06	07/25/17	22:08
05	t mix 2;16b	t mix 2;16b	725A036	518214	3.06	07/25/17	22:24
06	t mix 1;16a	t mix 1;16a	725A037	572698	3.06	07/25/17	22:40
07	1a;10o	1a;10o	725A038	522296	3.05	07/25/17	22:56
08	deg std/1g;14y	deg std/1g;14y	725A039	565879	3.06	07/25/17	23:13
09							
10							
11							
12							
13							
14							
15							
16							
17							
18							
19							
20							
21							
22							
23							
24							
25							
26							

AREA UPPER LIMIT = +100% of internal standard area
AREA LOWER LIMIT = - 50% of internal standard area
RT UPPER LIMIT = +0.50 minutes of internal standard RT
RT LOWER LIMIT = -0.50 minutes of internal standard RT

Column used to flag internal standard area values with an asterisk.
* Values outside of QC limits.

FORM VIII PEST

8B
PESTICIDE INTERNAL STANDARD AREA AND RT SUMMARY

Lab Name: Phoenix Environmental Labs Client: NETC

Lab Code: Phoenix Case No.: SAS No.: SDG No.: GBY76292

Lab File Id: 725B034 Date Analyzed: 07/25/17

Instrument ID: ECD4 Time Analyzed: 21:20

GC Col B: Rtx-440 ID: 0.32

1-Bromo-2-Nitrobenze	INTERNAL STD AREA #	RT #
12 HOUR STD	395220	2.89
UPPER LIMIT	810202	3.39
LOWER LIMIT	195634	2.39

	CLIENT ID	LAB ID	FILE ID	INTERNAL STD AREA	RT	DATE ANALYZED	TIME ANALYZED
01	t mix 6;16f	t mix 6;16f	725B032	390641	2.90	07/25/17	21:20
02	t mix 5;16e	t mix 5;16e	725B033	394034	2.89	07/25/17	21:36
03	t mix 4;16d	t mix 4;16d	725B034	395220	2.89	07/25/17	21:52
04	t mix 3;16c	t mix 3;16c	725B035	401699	2.90	07/25/17	22:08
05	t mix 2;16b	t mix 2;16b	725B036	390385	2.89	07/25/17	22:24
06	t mix 1;16a	t mix 1;16a	725B037	431980	2.90	07/25/17	22:40
07	1a;10o	1a;10o	725B038	398554	2.89	07/25/17	22:56
08	deg std/1g;14y	deg std/1g;14y	725B039	418394	2.90	07/25/17	23:13
09							
10							
11							
12							
13							
14							
15							
16							
17							
18							
19							
20							
21							
22							
23							
24							
25							
26							

AREA UPPER LIMIT = +100% of internal standard area
AREA LOWER LIMIT = - 50% of internal standard area
RT UPPER LIMIT = +0.50 minutes of internal standard RT
RT LOWER LIMIT = -0.50 minutes of internal standard RT

Column used to flag internal standard area values with an asterisk.
* Values outside of QC limits.

FORM VIII PEST

8B
PESTICIDE INTERNAL STANDARD AREA AND RT SUMMARY

Lab Name: Phoenix Environmental Labs Client: NETC

Lab Code: Phoenix Case No.: SAS No.: SDG No.: GBY76292

Lab File Id: 802A005 Date Analyzed: 08/02/17

Instrument ID: ECD4 Time Analyzed: 10:30

GC Col A: CLP ID: 0.32

1-Bromo-2-Nitrobenze	INTERNAL STD AREA #	RT #
12 HOUR STD	362293	2.98
UPPER LIMIT	742701	3.48
LOWER LIMIT	179335	2.48

	CLIENT ID	LAB ID	FILE ID	INTERNAL STD AREA	RT	DATE ANALYZED	TIME ANALYZED
01	HEX	HEX	802A003	355952	2.99	08/02/17	08:28
02	DEG;14Y	DEG;14Y	802A004	392234	2.98	08/02/17	08:44
03	MIX 4;16D	MIX 4;16D	802A005	362293	2.98	08/02/17	09:00
04	C300;15P	C300;15P	802A006	388766	2.99	08/02/17	09:16
05	TOX 1000;16N	TOX 1000;16N	802A007	407374	2.99	08/02/17	09:32
06	BY76293 BL	BY76293 BL	802A008	427298	2.99	08/02/17	10:14
07	BY76293 LCS	BY76293 LCS	802A009	406990	2.98	08/02/17	10:30
08	BY76293 LCSD	BY76293 LCSD	802A010	381044	2.99	08/02/17	10:46
09	BB-2 MS	BY76293 MS	802A011	386619	2.99	08/02/17	11:02
10	BB-2 MSD	BY76293 MSD	802A012	378467	2.98	08/02/17	11:18
11	BB-2	BY76293	802A020	464694	2.99	08/02/17	14:45
12	BB-2 DUP	BY76294	802A021	475208	2.99	08/02/17	15:01
13	MW-6	BY76296	802A022	453234	2.99	08/02/17	15:17
14	NE-1	BY76297	802A024	445502	2.99	08/02/17	15:50
15	B4-1	BY76298	802A025	464825	2.98	08/02/17	16:06
16	NW-1	BY76299	802A026	531163	3.00	08/02/17	18:42
17	hex	hex	802A027	488680	3.00	08/02/17	18:58
18	mixz 4;16d	mixz 4;16d	802A031	466741	3.00	08/02/17	20:03
19							
20							
21							
22							
23							
24							
25							
26							

AREA UPPER LIMIT = +100% of internal standard area
AREA LOWER LIMIT = - 50% of internal standard area
RT UPPER LIMIT = +0.50 minutes of internal standard RT
RT LOWER LIMIT = -0.50 minutes of internal standard RT

Column used to flag internal standard area values with an asterisk.
* Values outside of QC limits.

FORM VIII PEST

8B
PESTICIDE INTERNAL STANDARD AREA AND RT SUMMARY

Lab Name: Phoenix Environmental Labs Client: NETC

Lab Code: Phoenix Case No.: SAS No.: SDG No.: GBY76292

Lab File Id: 802B005 Date Analyzed: 08/02/17

Instrument ID: ECD4 Time Analyzed: 10:30

GC Col B: Rtx-440 ID: 0.32

1-Bromo-2-Nitrobenze	INTERNAL STD AREA #	RT #
12 HOUR STD	307070	2.85
UPPER LIMIT	629494	3.35
LOWER LIMIT	152000	2.35

	CLIENT ID	LAB ID	FILE ID	INTERNAL STD AREA	RT	DATE ANALYZED	TIME ANALYZED
01	HEX	HEX	802B003	295494	2.85	08/02/17	08:28
02	DEG;14Y	DEG;14Y	802B004	341136	2.85	08/02/17	08:44
03	MIX 4;16D	MIX 4;16D	802B005	307070	2.85	08/02/17	09:00
04	C300;15P	C300;15P	802B006	327299	2.85	08/02/17	09:16
05	TOX 1000;16N	TOX 1000;16N	802B007	325973	2.85	08/02/17	09:32
06	BY76293 BL	BY76293 BL	802B008	333106	2.85	08/02/17	10:14
07	BY76293 LCS	BY76293 LCS	802B009	296331	2.85	08/02/17	10:30
08	BY76293 LCSD	BY76293 LCSD	802B010	342300	2.86	08/02/17	10:46
09	BB-2 MS	BY76293 MS	802B011	325885	2.86	08/02/17	11:02
10	BB-2 MSD	BY76293 MSD	802B012	324814	2.84	08/02/17	11:18
11	BB-2	BY76293	802B020	362841	2.85	08/02/17	14:45
12	BB-2 DUP	BY76294	802B021	419374	2.86	08/02/17	15:01
13	MW-6	BY76296	802B022	371109	2.86	08/02/17	15:17
14	NE-1	BY76297	802B024	594333	2.85	08/02/17	15:50
15	B4-1	BY76298	802B025	517529	2.85	08/02/17	16:06
16	NW-1	BY76299	802B026	External Std	2.86	08/02/17	18:42
17	hex	hex	802B027	432718	2.87	08/02/17	18:58
18	mixz 4;16d	mixz 4;16d	802B031	409603	2.87	08/02/17	20:03
19							
20							
21							
22							
23							
24							
25							
26							

AREA UPPER LIMIT = +100% of internal standard area
AREA LOWER LIMIT = - 50% of internal standard area
RT UPPER LIMIT = +0.50 minutes of internal standard RT
RT LOWER LIMIT = -0.50 minutes of internal standard RT

Column used to flag internal standard area values with an asterisk.
* Values outside of QC limits.

FORM VIII PEST

1D

PESTICIDE ORGANICS ANALYSIS DATA SHEET

CLIENT SAMPLE NO.

BB-2

Lab Name: Phoenix Environmental Client: NETC

Lab Code: Phoenix Instr: ECD4 Column.: CLP 0.32 SDG No.: GBY76292

Matrix: (soil/water) WATER Lab Sample ID: BY76293

Sample wt/vol: 1065 (g/mL) mL Lab File ID: 802A020

% Moisture: n.a. decanted: (Y/N) N Date Received: 08/01/17

Extraction: (SepF/Cont/ASE) SepF Date Extracted: 08/01/17

Concentrated Extract Volume: 1000 (uL) Date Analyzed: 08/02/17

Injection Volume: 1 (ul) Dilution Factor: 1

CONCENTRATION UNITS:
(mg/L or mg/Kg) ug/L

CAS NO.	COMPOUND	CF	CONC	P/C	Q	MDL	PQL
319-84-6	alpha-BHC	2.898	0.005	P	U	0.005	0.005
319-85-7	beta-BHC	1.113	0.005	P	U	0.005	0.005
319-86-8	delta-BHC	2.981	0.005	P	U	0.005	0.005
58-89-9	gamma-BHC (Lindane)	2.531	0.005	P	U	0.005	0.005
76-44-8	Heptachlor	2.827	0.009	P	U	0.009	0.009
309-00-2	Aldrin	2.578	0.001	P	U	0.001	0.001
1024-57-3	Heptachlor Epoxide	2.442	0.009	P	U	0.009	0.009
959-98-8	Endosulfan I	NA	0.009	P	U	0.009	0.009
60-57-1	Dieldrin	2.167	0.001	P	U	0.001	0.001
72-55-9	4,4' -DDE	NA	0.009	P	U	0.005	0.009
72-20-8	Endrin	1.861	0.009	P	U	0.009	0.009
33213-65-9	Endosulfan II	1.919	0.009	P	U	0.009	0.009
72-54-8	4,4' -DDD	1.580	0.009	P	U	0.005	0.009
1031-07-8	Endosulfan Sulfate	NA	0.009	P	U	0.009	0.009
50-29-3	4,4' -DDT	1.633	0.009	P	U	0.005	0.009
72-43-5	Methoxychlor	NA	0.094	P	U	0.094	0.094
53494-70-5	Endrin ketone	1.754	0.009	P	U	0.009	0.009
7421-93-4	Endrin Aldehyde	1.528	0.009	P	U	0.009	0.009
8001-35-2	Toxaphene	NA	0.19	P	U	0.19	0.19
5103-71-9	alpha-Chlordane	2.149	0.009	P	U	0.009	0.009
5103-74-2	gamma-Chlordane	2.519	0.009	P	U	0.009	0.009
57-74-9	Chlordane	NA	0.047	P	U	0.047	0.047
2051-24-3	Decachlorobiphenyl	1.139	74	P		%	%
877-09-8	Tetrachloro-m-xylene	0.953	79	P		%	%

57-74-9 Sample PQL Calc: (50raw * 1df * 1fv) / (1065wt-vol * 1.00%sol) = 0.047

Both channels need to have the compound detected for a concentration to be reported on either channel.
U1=Due to matrix interference and/or the presence of a large amount of non-target material, the reporting level for this compound has been elevated.
U2=The presence of this compound was not confirmed by the analyst based on the characteristic pattern matching of multi-component parameters, retention time, and/or peak shape.

P/C: P=Primary Result C=Confirmation Result X=Not Used CF=Calculated Calibration/Response Factor MC=Multi-Component

1D

PESTICIDE ORGANICS ANALYSIS DATA SHEET

CLIENT SAMPLE NO.

BB-2

Lab Name: Phoenix Environmental Client: NETC

Lab Code: Phoenix Instr: ECD4 Column.: Rtx-440 0.32 SDG No.: GBY76292

Matrix: (soil/water) WATER Lab Sample ID: BY76293

Sample wt/vol: 1065 (g/mL) mL Lab File ID: 802B020

% Moisture: n.a. decanted: (Y/N) N Date Received: 08/01/17

Extraction: (SepF/Cont/ASE) SepF Date Extracted: 08/01/17

Concentrated Extract Volume: 1000 (uL) Date Analyzed: 08/02/17

Injection Volume: 1 (ul) Dilution Factor: 1

CONCENTRATION UNITS:
(mg/L or mg/Kg) ug/L

CAS NO.	COMPOUND	CF	CONC	P/C	Q	MDL	PQL
319-84-6	alpha-BHC	2.169	0.005	C	U	0.005	0.005
319-85-7	beta-BHC	NA	0.005	C	U	0.005	0.005
319-86-8	delta-BHC	2.654	0.005	C	U	0.005	0.005
58-89-9	gamma-BHC (Lindane)	2.129	0.005	C	U	0.005	0.005
76-44-8	Heptachlor	2.597	0.009	C	U	0.009	0.009
309-00-2	Aldrin	2.313	0.001	C	U	0.001	0.001
1024-57-3	Heptachlor Epoxide	2.178	0.009	C	U	0.009	0.009
959-98-8	Endosulfan I	NA	0.009	C	U	0.009	0.009
60-57-1	Dieldrin	1.801	0.001	C	U	0.001	0.001
72-55-9	4,4' -DDE	1.911	0.009	C	U	0.005	0.009
72-20-8	Endrin	1.880	0.009	C	U	0.009	0.009
33213-65-9	Endosulfan II	NA	0.009	C	U	0.009	0.009
72-54-8	4,4' -DDD	NA	0.009	C	U	0.005	0.009
1031-07-8	Endosulfan Sulfate	1.792	0.009	C	U	0.009	0.009
50-29-3	4,4' -DDT	1.350	0.009	C	U	0.005	0.009
72-43-5	Methoxychlor	0.797	0.094	C	U	0.094	0.094
53494-70-5	Endrin ketone	1.869	0.009	C	U	0.009	0.009
7421-93-4	Endrin Aldehyde	1.457	0.009	C	U	0.009	0.009
8001-35-2	Toxaphene	NA	0.19	C	U	0.19	0.19
5103-71-9	alpha-Chlordane	2.021	0.009	C	U	0.009	0.009
5103-74-2	gamma-Chlordane	2.274	0.009	C	U	0.009	0.009
57-74-9	Chlordane	NA	0.047	C	U	0.047	0.047
2051-24-3	Decachlorobiphenyl	1.803	70	C		%	%
877-09-8	Tetrachloro-m-xylene	0.977	84	C		%	%

57-74-9 Sample PQL Calc: (50raw * 1df * 1fv) / (1065wt-vol * 1.00%sol) = 0.047

Both channels need to have the compound detected for a concentration to be reported on either channel.
U1=Due to matrix interference and/or the presence of a large amount of non-target material, the reporting level for this compound has been elevated.
U2=The presence of this compound was not confirmed by the analyst based on the characteristic pattern matching of multi-component parameters, retention time, and/or peak shape.

P/C: P=Primary Result C=Confirmation Result X=Not Used CF=Calculated Calibration/Response Factor MC=Multi-Component

Client Id: BB-2

Software Version: 4.1<1L22>
Date: 8/3/2017 10:27 AM
Sample Name : 76293 2l cu
Data File : E:\TC2017\ECD4\08-AUG\802A020.RAW Date: 8/2/2017 02:45 PM
Sequence File: E:\TC2017\ECD4\08-AUG\PEST_SEQ.SEQ Cycle: 62 Channel : A
Instrument : AUTO4-DUAL_ECD Rack/Vial: 0/17 Operator: cw
Sample Amount : 1.0000 Dilution Factor : 1.00

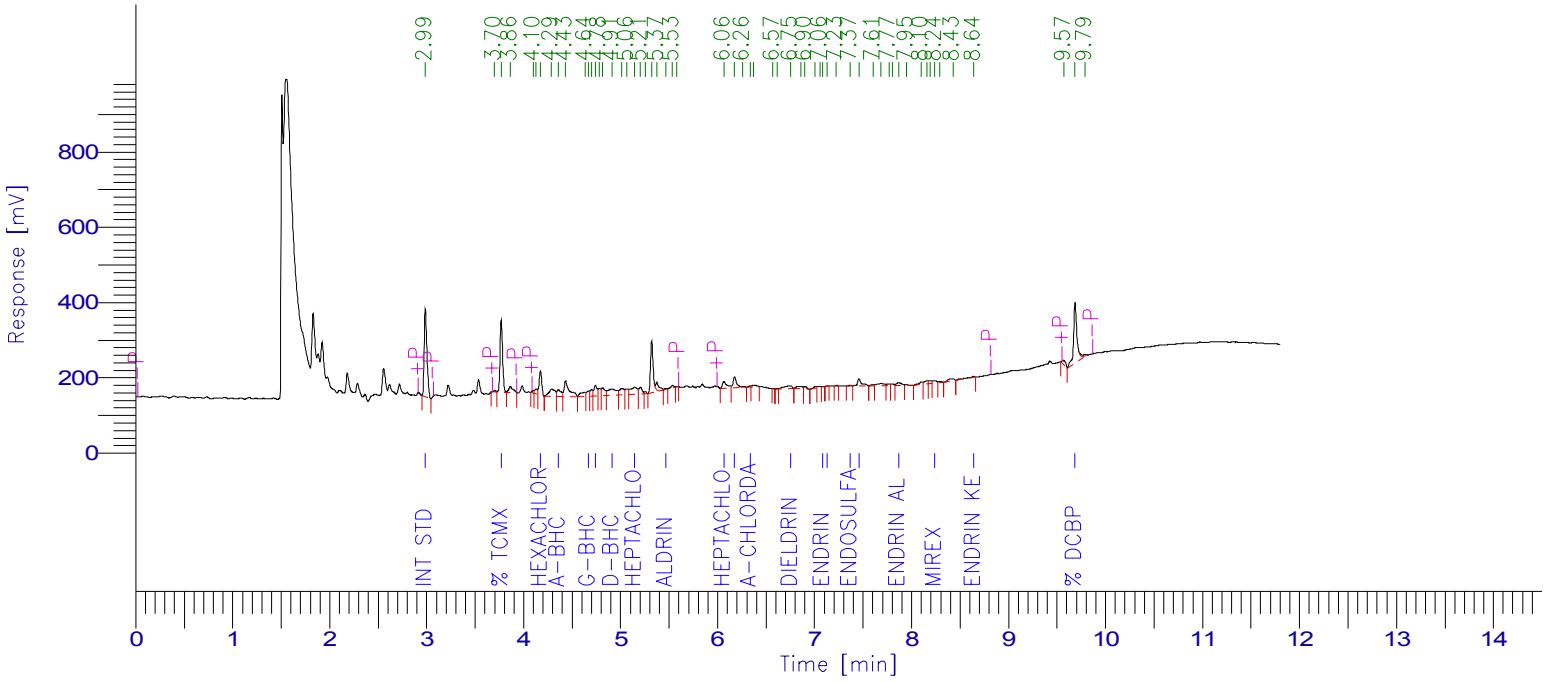

PESTICIDE REPORT

Peak #	Time [min]	Component Name	Raw Amount	Surrogate Recovery TCMX & DCBP	Multiplier	Adjusted Amount for Labowrks	Area [µV·s]
1	2.986	Int Std	100.0000	250.0000	1.0000	100.0000	464693.64
3	3.769	% TCMX	79.0546	197.6364	1.0000	79.0546	350071.18
7	4.174	Hexachlorobenzene	8.0812	20.2031	1.0000	8.0812	122766.30
9	4.358	a-BHC	4.1435	10.3587	1.0000	4.1435	55796.77
12	4.668	g-BHC	2.3508	5.8770	1.0000	2.3508	27653.39
14	4.741	b-BHC	11.8390	29.5974	1.0000	11.8390	61222.13
17	4.913	d-BHC	7.4507	18.6267	1.0000	7.4507	103219.82
20	5.142	Heptachlor	7.1213	17.8032	1.0000	7.1213	93546.82
25	5.469	Aldrin	0.5588	1.3971	1.0000	0.5588	6694.24
28	6.064	Heptachlor epoxide	4.9544	12.3860	1.0000	4.9544	56229.85
29	6.175	g-Chlordane	5.9325	14.8311	1.0000	5.9325	69443.37
31	6.336	a-Chlordane	0.4361	1.0902	1.0000	0.4361	4354.90
0	6.445	4,4'-DDE	0.0000	0.0000	1.0000	0.0000	0.00
0	6.543	Endosulfan I	0.0000	0.0000	1.0000	0.0000	0.00
35	6.754	Dieldrin	4.3236	10.8090	1.0000	4.3236	43543.15
40	7.085	Endrin	0.3531	0.8827	1.0000	0.3531	3054.33
41	7.133	4,4'-DDD	0.2709	0.6772	1.0000	0.2709	1988.87
43	7.367	Endosulfan II	0.4276	1.0690	1.0000	0.4276	3813.30
44	7.458	4,4'-DDT	7.8895	19.7238	1.0000	7.8895	59861.91
49	7.867	Endrin aldehyde	4.4332	11.0831	1.0000	4.4332	31475.06
0	8.052	Methoxychlor	0.0000	0.0000	1.0000	0.0000	0.00
54	8.241	Mirex	3.8025	9.5062	1.0000	3.8025	22693.76
0	8.372	Endosulfan sulfate	0.0000	0.0000	1.0000	0.0000	0.00
57	8.643	Endrin Ketone	1.9936	4.9839	1.0000	1.9936	16246.77
59	9.687	% DCBP	74.2186	185.5465	1.0000	74.2186	392854.25
				824.0882	25.0000	329.6353	1991223.82

Client Id: BB-2

Software Version: 4.1<1L22>
Date: 8/3/2017 10:25 AM
Sample Name : 76293 2l cu
Data File : E:\TC2017\ECD4\08-AUG\802B020.RAW Date: 8/2/2017 02:45 PM
Sequence File: E:\TC2017\ECD4\08-AUG\PEST_SEQ.SEQ Cycle: 62 Channel : B
Instrument : AUTO4-DUAL_ECD Rack/Vial: 0/17 Operator: cw
Sample Amount : 1.0000 Dilution Factor : 1.00

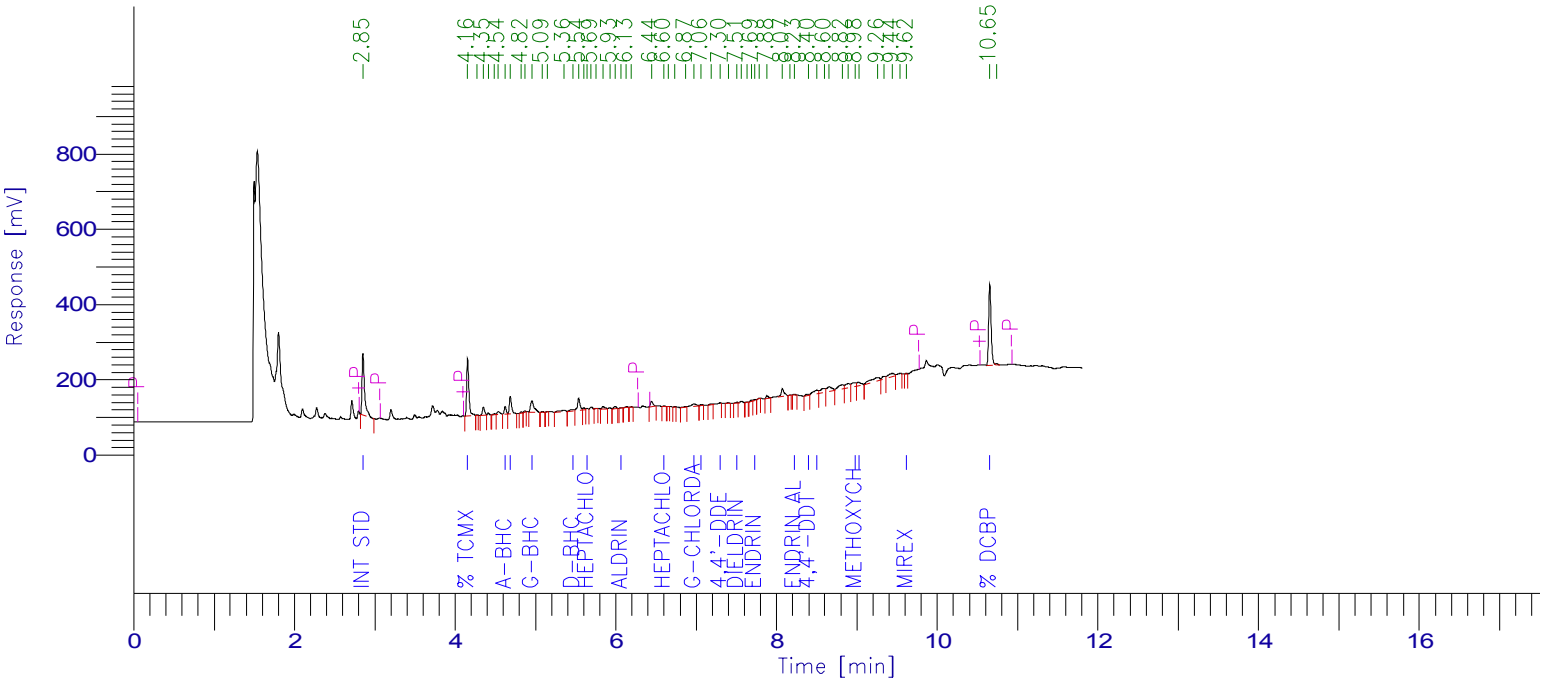

PESTICIDE REPORT

Peak #	Time [min]	Component Name	Raw Amount	Surrogate Recovery TCMX & DCBP	Multiplier	Adjusted Amount for Labowrks	Area [µV·s]
1	2.852	Int Std	100.0000	250.0000	1.0000	100.0000	362840.86
2	4.155	% TCMX	83.9843	209.9607	1.0000	83.9843	297651.46
8	4.621	a-BHC	4.6458	11.6146	1.0000	4.6458	36556.93
9	4.685	Hexachlorobenzene	7.2507	18.1266	1.0000	7.2507	91055.59
12	4.956	g-BHC	12.1881	30.4703	1.0000	12.1881	94157.16
0	5.187	b-BHC	0.0000	0.0000	1.0000	0.0000	0.00
16	5.467	d-BHC	1.4751	3.6877	1.0000	1.4751	14205.13
19	5.641	Heptachlor	0.6496	1.6239	1.0000	0.6496	6121.71
25	6.067	Aldrin	0.2340	0.5851	1.0000	0.2340	1963.63
29	6.601	Heptachlor epoxide	0.3609	0.9023	1.0000	0.3609	2851.94
33	6.971	g-Chlordane	3.5047	8.7618	1.0000	3.5047	28916.56
34	7.064	a-Chlordane	0.6360	1.5901	1.0000	0.6360	4664.07
0	7.085	Endosulfan I	0.0000	0.0000	1.0000	0.0000	0.00
36	7.296	4,4'-DDE	0.3277	0.8192	1.0000	0.3277	2272.27
38	7.505	Dieldrin	0.6522	1.6304	1.0000	0.6522	4260.92
42	7.730	Endrin	0.5651	1.4127	1.0000	0.5651	3854.28
0	7.965	4,4'-DDD	0.0000	0.0000	1.0000	0.0000	0.00
0	8.022	Endosulfan II	0.0000	0.0000	1.0000	0.0000	0.00
47	8.225	Endrin aldehyde	0.6941	1.7354	1.0000	0.6941	3670.65
48	8.399	4,4'-DDT	2.1386	5.3464	1.0000	2.1386	10472.07
49	8.498	Endosulfan sulfate	7.1611	17.9028	1.0000	7.1611	46571.82
54	8.979	Methoxychlor	14.0384	35.0960	1.0000	14.0384	40609.27
55	9.023	Endrin Ketone	4.4072	11.0181	1.0000	4.4072	29890.72
60	9.616	Mirex	0.3247	0.8117	1.0000	0.3247	1588.06
61	10.652	% DCBP	70.1731	175.4328	1.0000	70.1731	459170.87
				788.5286	25.0000	315.4114	1543345.97

1D

PESTICIDE ORGANICS ANALYSIS DATA SHEET

CLIENT SAMPLE NO.

BB-2 DUP

Lab Name: Phoenix Environmental Client: NETC

Lab Code: Phoenix Instr: ECD4 Column.: CLP 0.32 SDG No.: GBY76292

Matrix: (soil/water) WATER Lab Sample ID: BY76294

Sample wt/vol: 1050 (g/mL) mL Lab File ID: 802A021

% Moisture: n.a. decanted: (Y/N) N Date Received: 08/01/17

Extraction: (SepF/Cont/ASE) SepF Date Extracted: 08/01/17

Concentrated Extract Volume: 1000 (uL) Date Analyzed: 08/02/17

Injection Volume: 1 (ul) Dilution Factor: 1

CONCENTRATION UNITS:
(mg/L or mg/Kg) ug/L

CAS NO.	COMPOUND	CF	CONC	P/C	Q	MDL	PQL
319-84-6	alpha-BHC	2.898	0.005	P	U	0.005	0.005
319-85-7	beta-BHC	NA	0.005	P	U	0.005	0.005
319-86-8	delta-BHC	2.981	0.005	P	U	0.005	0.005
58-89-9	gamma-BHC (Lindane)	2.531	0.005	P	U	0.005	0.005
76-44-8	Heptachlor	2.827	0.010	P	U	0.010	0.010
309-00-2	Aldrin	2.578	0.001	P	U	0.001	0.001
1024-57-3	Heptachlor Epoxide	2.442	0.010	P	U	0.010	0.010
959-98-8	Endosulfan I	NA	0.010	P	U	0.010	0.010
60-57-1	Dieldrin	2.167	0.001	P	U	0.001	0.001
72-55-9	4,4' -DDE	NA	0.010	P	U	0.005	0.010
72-20-8	Endrin	1.862	0.010	P	U	0.010	0.010
33213-65-9	Endosulfan II	NA	0.010	P	U	0.010	0.010
72-54-8	4,4' -DDD	NA	0.010	P	U	0.005	0.010
1031-07-8	Endosulfan Sulfate	1.561	0.010	P	U	0.010	0.010
50-29-3	4,4' -DDT	1.633	0.014	P	U1	0.014	0.014
72-43-5	Methoxychlor	0.791	0.095	P	U	0.095	0.095
53494-70-5	Endrin ketone	1.754	0.010	P	U	0.010	0.010
7421-93-4	Endrin Aldehyde	1.528	0.010	P	U	0.010	0.010
8001-35-2	Toxaphene	NA	0.19	P	U	0.19	0.19
5103-71-9	alpha-Chlordane	2.149	0.010	P	U	0.010	0.010
5103-74-2	gamma-Chlordane	2.519	0.010	P	U	0.010	0.010
57-74-9	Chlordane	NA	0.048	P	U	0.048	0.048
2051-24-3	Decachlorobiphenyl	1.139	56	P		%	%
877-09-8	Tetrachloro-m-xylene	0.953	63	P		%	%

57-74-9 Sample PQL Calc: (50raw * 1df * 1fv) / (1050wt-vol * 1.00%sol) = 0.048

Both channels need to have the compound detected for a concentration to be reported on either channel.
U1=Due to matrix interference and/or the presence of a large amount of non-target material, the reporting level for this compound has been elevated.
U2=The presence of this compound was not confirmed by the analyst based on the characteristic pattern matching of multi-component parameters, retention time, and/or peak shape.

P/C: P=Primary Result C=Confirmation Result X=Not Used CF=Calculated Calibration/Response Factor MC=Multi-Component

1D

PESTICIDE ORGANICS ANALYSIS DATA SHEET

CLIENT SAMPLE NO.

BB-2 DUP

Lab Name: Phoenix Environmental Client: NETC

Lab Code: Phoenix Instr: ECD4 Column.: Rtx-440 0.32 SDG No.: GBY76292

Matrix: (soil/water) WATER Lab Sample ID: BY76294

Sample wt/vol: 1050 (g/mL) mL Lab File ID: 802B021

% Moisture: n.a. decanted: (Y/N) N Date Received: 08/01/17

Extraction: (SepF/Cont/ASE) SepF Date Extracted: 08/01/17

Concentrated Extract Volume: 1000 (uL) Date Analyzed: 08/02/17

Injection Volume: 1 (ul) Dilution Factor: 1

CONCENTRATION UNITS:
(mg/L or mg/Kg) ug/L

CAS NO.	COMPOUND	CF	CONC	P/C	Q	MDL	PQL
319-84-6	alpha-BHC	2.169	0.005	C	U	0.005	0.005
319-85-7	beta-BHC	1.060	0.005	C	U	0.005	0.005
319-86-8	delta-BHC	2.654	0.005	C	U	0.005	0.005
58-89-9	gamma-BHC (Lindane)	2.129	0.005	C	U	0.005	0.005
76-44-8	Heptachlor	2.597	0.010	C	U	0.010	0.010
309-00-2	Aldrin	2.313	0.001	C	U	0.001	0.001
1024-57-3	Heptachlor Epoxide	2.178	0.010	C	U	0.010	0.010
959-98-8	Endosulfan I	2.161	0.010	C	U	0.010	0.010
60-57-1	Dieldrin	1.801	0.001	C	U	0.001	0.001
72-55-9	4,4' -DDE	1.911	0.010	C	U	0.005	0.010
72-20-8	Endrin	1.880	0.010	C	U	0.010	0.010
33213-65-9	Endosulfan II	1.887	0.010	C	U	0.010	0.010
72-54-8	4,4' -DDD	1.214	0.010	C	U	0.005	0.010
1031-07-8	Endosulfan Sulfate	1.792	0.010	C	U	0.010	0.010
50-29-3	4,4' -DDT	1.350	0.014	C	U1	0.014	0.014
72-43-5	Methoxychlor	0.797	0.095	C	U	0.095	0.095
53494-70-5	Endrin ketone	1.869	0.010	C	U	0.010	0.010
7421-93-4	Endrin Aldehyde	1.457	0.010	C	U	0.010	0.010
8001-35-2	Toxaphene	NA	0.19	C	U	0.19	0.19
5103-71-9	alpha-Chlordane	2.021	0.010	C	U	0.010	0.010
5103-74-2	gamma-Chlordane	NA	0.010	C	U	0.010	0.010
57-74-9	Chlordane	NA	0.048	C	U	0.048	0.048
2051-24-3	Decachlorobiphenyl	1.803	56	C		%	%
877-09-8	Tetrachloro-m-xylene	0.977	53	C		%	%

57-74-9 Sample PQL Calc: (50raw * 1df * 1fv) / (1050wt-vol * 1.00%sol) = 0.048

Both channels need to have the compound detected for a concentration to be reported on either channel.
U1=Due to matrix interference and/or the presence of a large amount of non-target material, the reporting level for this compound has been elevated.
U2=The presence of this compound was not confirmed by the analyst based on the characteristic pattern matching of multi-component parameters, retention time, and/or peak shape.

P/C: P=Primary Result C=Confirmation Result X=Not Used CF=Calculated Calibration/Response Factor MC=Multi-Component

Client Id: BB-2 DUP

Software Version: 4.1<1L22>
Date: 8/3/2017 10:27 AM
Sample Name : 76294 2l cu
Data File : E:\TC2017\ECD4\08-AUG\802A021.RAW Date: 8/2/2017 03:01 PM
Sequence File: E:\TC2017\ECD4\08-AUG\PEST_SEQ.SEQ Cycle: 63 Channel : A
Instrument : AUTO4-DUAL_ECD Rack/Vial: 0/18 Operator: cw
Sample Amount : 1.0000 Dilution Factor : 1.00

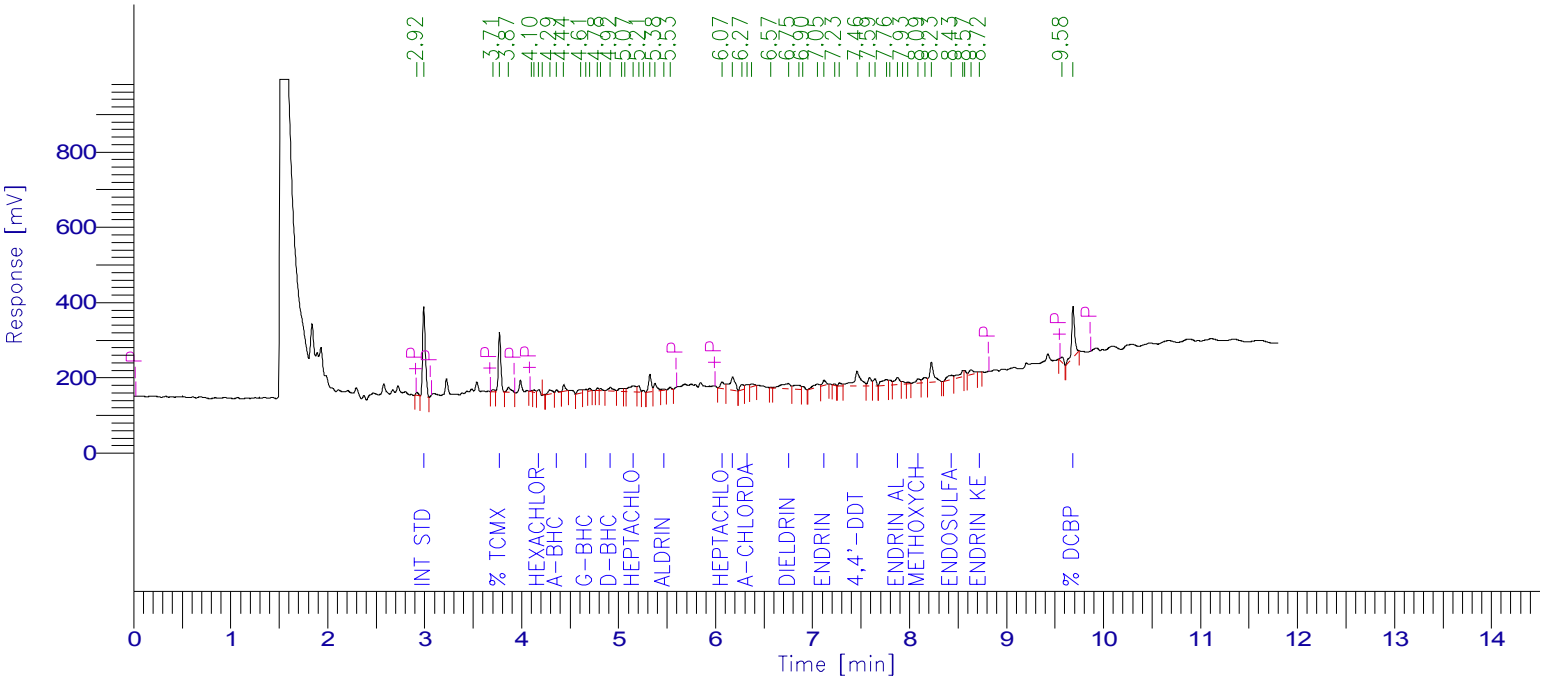

PESTICIDE REPORT

Peak #	Time [min]	Component Name	Raw Amount	Surrogate Recovery TCMX & DCBP	Multiplier	Adjusted Amount for Labowrks	Area [µV·s]
2	2.991	Int Std	100.0000	250.0000	1.0000	100.0000	475208.42
4	3.772	% TCMX	62.7642	156.9106	1.0000	62.7642	284222.83
8	4.177	Hexachlorobenzene	0.9691	2.4229	1.0000	0.9691	15055.99
11	4.360	a-BHC	0.9357	2.3394	1.0000	0.9357	12885.94
14	4.664	g-BHC	1.6928	4.2321	1.0000	1.6928	20364.00
0	4.744	b-BHC	0.0000	0.0000	1.0000	0.0000	0.00
18	4.915	d-BHC	2.4547	6.1368	1.0000	2.4547	34776.56
21	5.152	Heptachlor	6.2037	15.5093	1.0000	6.2037	83337.25
26	5.468	Aldrin	0.8223	2.0557	1.0000	0.8223	10073.14
28	6.066	Heptachlor epoxide	4.5910	11.4776	1.0000	4.5910	53284.65
29	6.176	g-Chlordane	11.5292	28.8229	1.0000	11.5292	138010.45
31	6.326	a-Chlordane	2.7066	6.7666	1.0000	2.7066	27642.53
0	6.445	4,4'-DDE	0.0000	0.0000	1.0000	0.0000	0.00
0	6.543	Endosulfan I	0.0000	0.0000	1.0000	0.0000	0.00
34	6.753	Dieldrin	9.0416	22.6039	1.0000	9.0416	93118.37
38	7.118	Endrin	3.8523	9.6307	1.0000	3.8523	34077.69
0	7.159	4,4'-DDD	0.0000	0.0000	1.0000	0.0000	0.00
0	7.386	Endosulfan II	0.0000	0.0000	1.0000	0.0000	0.00
41	7.459	4,4'-DDT	25.6258	64.0646	1.0000	25.6258	198836.37
46	7.877	Endrin aldehyde	9.1188	22.7970	1.0000	9.1188	66206.61
49	8.090	Methoxychlor	9.5408	23.8521	1.0000	9.5408	35844.86
0	8.261	Mirex	0.0000	0.0000	1.0000	0.0000	0.00
52	8.431	Endosulfan sulfate	6.7531	16.8828	1.0000	6.7531	50085.75
56	8.722	Endrin Ketone	0.5843	1.4608	1.0000	0.5843	4869.69
58	9.687	% DCBP	55.9441	139.8602	1.0000	55.9441	302823.98
				787.8258	25.0000	315.1303	1940725.08

Client Id: BB-2 DUP

Software Version: 4.1<1L22>
Date: 8/3/2017 10:25 AM
Sample Name : 76294 2l cu
Data File : E:\TC2017\ECD4\08-AUG\802B021.RAW Date: 8/2/2017 03:01 PM
Sequence File: E:\TC2017\ECD4\08-AUG\PEST_SEQ.SEQ Cycle: 63 Channel : B
Instrument : AUTO4-DUAL_ECD Rack/Vial: 0/18 Operator: cw
Sample Amount : 1.0000 Dilution Factor : 1.00

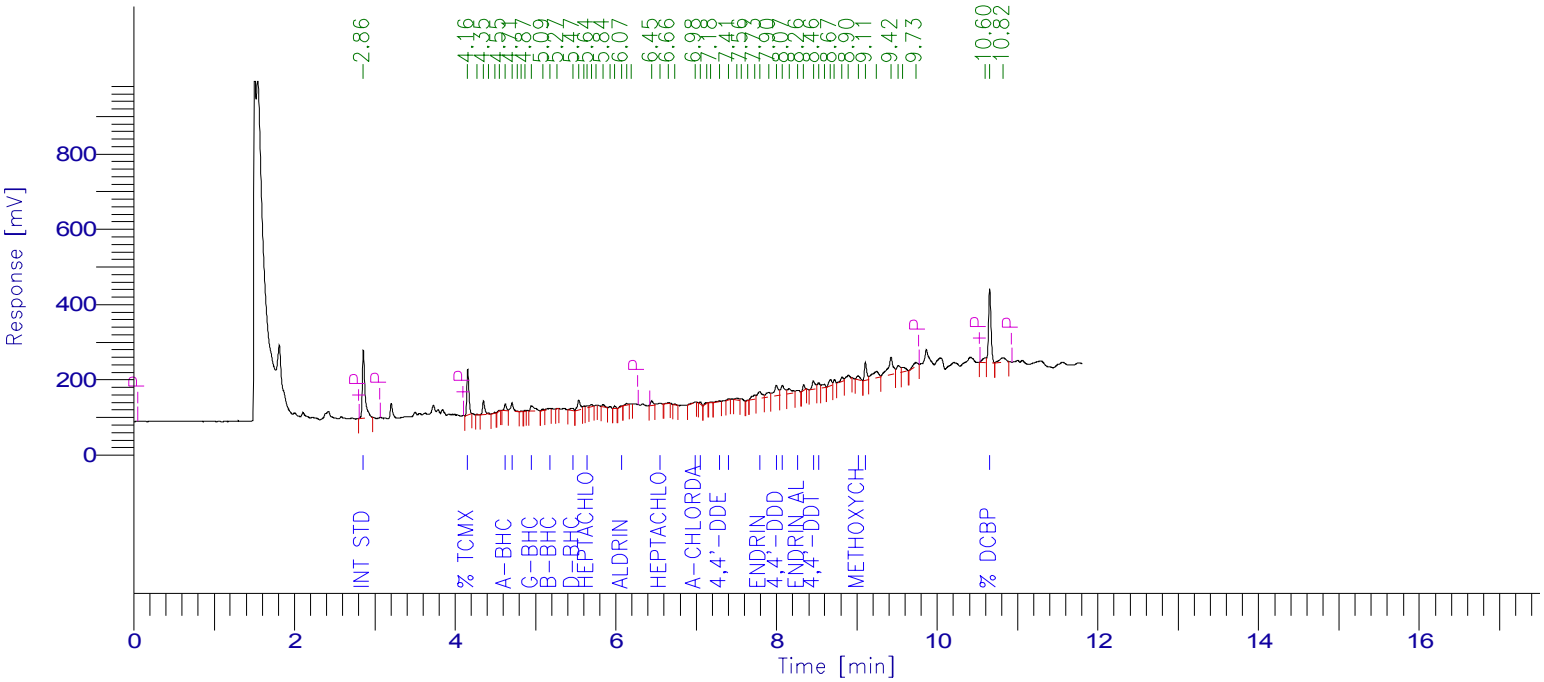

PESTICIDE REPORT

Peak #	Time [min]	Component Name	Raw Amount	Surrogate Recovery TCMX & DCBP	Multiplier	Adjusted Amount for Labowrks	Area [µV·s]
1	2.857	Int Std	100.0000	250.0000	1.0000	100.0000	419373.68
2	4.157	% TCMX	52.5588	131.3969	1.0000	52.5588	215298.03
8	4.623	a-BHC	3.8126	9.5314	1.0000	3.8126	34674.39
9	4.707	Hexachlorobenzene	3.3995	8.4988	1.0000	3.3995	49343.46
13	4.950	g-BHC	5.8691	14.6728	1.0000	5.8691	52405.11
15	5.177	b-BHC	1.8834	4.7086	1.0000	1.8834	8368.83
17	5.468	d-BHC	1.4992	3.7479	1.0000	1.4992	16686.62
20	5.644	Heptachlor	1.2015	3.0038	1.0000	1.2015	13087.74
26	6.074	Aldrin	0.5540	1.3851	1.0000	0.5540	5372.80
30	6.548	Heptachlor epoxide	1.7974	4.4934	1.0000	1.7974	16414.67
0	6.921	g-Chlordane	0.0000	0.0000	1.0000	0.0000	0.00
33	6.984	a-Chlordane	1.0880	2.7199	1.0000	1.0880	9221.09
34	7.052	Endosulfan I	1.0501	2.6253	1.0000	1.0501	9518.33
37	7.289	4,4'-DDE	0.6688	1.6719	1.0000	0.6688	5360.15
38	7.406	Dieldrin	0.7701	1.9253	1.0000	0.7701	5815.41
43	7.790	Endrin	9.7234	24.3086	1.0000	9.7234	76651.86
45	7.998	4,4'-DDD	20.5558	51.3896	1.0000	20.5558	104670.82
46	8.073	Endosulfan II	11.6148	29.0370	1.0000	11.6148	91893.12
48	8.264	Endrin aldehyde	3.2447	8.1117	1.0000	3.2447	19831.19
50	8.458	4,4'-DDT	11.3065	28.2662	1.0000	11.3065	63991.98
51	8.525	Endosulfan sulfate	4.8330	12.0826	1.0000	4.8330	36328.43
57	9.015	Methoxychlor	9.1204	22.8010	1.0000	9.1204	30493.43
58	9.106	Endrin Ketone	11.9575	29.8938	1.0000	11.9575	93733.93
0	9.602	Mirex	0.0000	0.0000	1.0000	0.0000	0.00
65	10.651	% DCBP	55.6880	139.2199	1.0000	55.6880	421162.70
				785.4913	25.0000	314.1965	1799697.74

1D

PESTICIDE ORGANICS ANALYSIS DATA SHEET

CLIENT SAMPLE NO.

MW-6

Lab Name: Phoenix Environmental Client: NETC

Lab Code: Phoenix Instr: ECD4 Column.: CLP 0.32 SDG No.: GBY76292

Matrix: (soil/water) WATER Lab Sample ID: BY76296

Sample wt/vol: 910 (g/mL) mL Lab File ID: 802A022

% Moisture: n.a. decanted: (Y/N) N Date Received: 08/01/17

Extraction: (SepF/Cont/ASE) SepF Date Extracted: 08/01/17

Concentrated Extract Volume: 1000 (uL) Date Analyzed: 08/02/17

Injection Volume: 1 (ul) Dilution Factor: 1

CONCENTRATION UNITS:
(mg/L or mg/Kg) ug/L

CAS NO.	COMPOUND	CF	CONC	P/C	Q	MDL	PQL
319-84-6	alpha-BHC	2.898	0.006	P	U	0.006	0.006
319-85-7	beta-BHC	1.113	0.006	P	U	0.006	0.006
319-86-8	delta-BHC	2.981	0.006	P	U	0.006	0.006
58-89-9	gamma-BHC (Lindane)	2.531	0.006	P	U	0.006	0.006
76-44-8	Heptachlor	2.827	0.011	P	U	0.011	0.011
309-00-2	Aldrin	2.578	0.002	P	U	0.002	0.002
1024-57-3	Heptachlor Epoxide	2.442	0.011	P	U	0.011	0.011
959-98-8	Endosulfan I	2.182	0.011	P	U	0.011	0.011
60-57-1	Dieldrin	2.167	0.002	P	U	0.002	0.002
72-55-9	4,4' -DDE	2.069	0.011	P	U	0.006	0.011
72-20-8	Endrin	1.862	0.011	P	U	0.011	0.011
33213-65-9	Endosulfan II	1.919	0.011	P	U	0.011	0.011
72-54-8	4,4' -DDD	1.580	0.011	P	U	0.006	0.011
1031-07-8	Endosulfan Sulfate	NA	0.011	P	U	0.011	0.011
50-29-3	4,4' -DDT	1.633	0.011	P	U	0.006	0.011
72-43-5	Methoxychlor	0.791	0.11	P	U	0.11	0.11
53494-70-5	Endrin ketone	1.754	0.011	P	U	0.011	0.011
7421-93-4	Endrin Aldehyde	1.528	0.011	P	U	0.011	0.011
8001-35-2	Toxaphene	NA	0.22	P	U	0.22	0.22
5103-71-9	alpha-Chlordane	2.149	0.011	P	U	0.011	0.011
5103-74-2	gamma-Chlordane	2.519	0.011	P	U	0.011	0.011
57-74-9	Chlordane	NA	0.055	P	U	0.055	0.055
2051-24-3	Decachlorobiphenyl	1.139	80	P		%	%
877-09-8	Tetrachloro-m-xylene	0.953	81	P		%	%

57-74-9 Sample PQL Calc: (50raw * 1df * 1fv) / (910wt-vol * 1.00%sol) = 0.055

Both channels need to have the compound detected for a concentration to be reported on either channel.
U1=Due to matrix interference and/or the presence of a large amount of non-target material, the reporting level for this compound has been elevated.
U2=The presence of this compound was not confirmed by the analyst based on the characteristic pattern matching of multi-component parameters, retention time, and/or peak shape.

P/C: P=Primary Result C=Confirmation Result X=Not Used CF=Calculated Calibration/Response Factor MC=Multi-Component

FORM I PEST

1D

PESTICIDE ORGANICS ANALYSIS DATA SHEET

CLIENT SAMPLE NO.

MW-6

Lab Name: Phoenix Environmental Client: NETC

Lab Code: Phoenix Instr: ECD4 Column.: Rtx-440 0.32 SDG No.: GBY76292

Matrix: (soil/water) WATER Lab Sample ID: BY76296

Sample wt/vol: 910 (g/mL) mL Lab File ID: 802B022

% Moisture: n.a. decanted: (Y/N) N Date Received: 08/01/17

Extraction: (SepF/Cont/ASE) SepF Date Extracted: 08/01/17

Concentrated Extract Volume: 1000 (uL) Date Analyzed: 08/02/17

Injection Volume: 1 (ul) Dilution Factor: 1

CONCENTRATION UNITS:
(mg/L or mg/Kg) ug/L

CAS NO.	COMPOUND	CF	CONC	P/C	Q	MDL	PQL
319-84-6	alpha-BHC	2.169	0.006	C	U	0.006	0.006
319-85-7	beta-BHC	NA	0.006	C	U	0.006	0.006
319-86-8	delta-BHC	NA	0.006	C	U	0.006	0.006
58-89-9	gamma-BHC (Lindane)	2.129	0.006	C	U	0.006	0.006
76-44-8	Heptachlor	2.597	0.011	C	U	0.011	0.011
309-00-2	Aldrin	2.312	0.002	C	U	0.002	0.002
1024-57-3	Heptachlor Epoxide	2.178	0.011	C	U	0.011	0.011
959-98-8	Endosulfan I	2.161	0.011	C	U	0.011	0.011
60-57-1	Dieldrin	1.801	0.002	C	U	0.002	0.002
72-55-9	4,4' -DDE	1.911	0.011	C	U	0.006	0.011
72-20-8	Endrin	NA	0.011	C	U	0.011	0.011
33213-65-9	Endosulfan II	NA	0.011	C	U	0.011	0.011
72-54-8	4,4' -DDD	NA	0.011	C	U	0.006	0.011
1031-07-8	Endosulfan Sulfate	1.792	0.011	C	U	0.011	0.011
50-29-3	4,4' -DDT	1.350	0.011	C	U	0.006	0.011
72-43-5	Methoxychlor	NA	0.11	C	U	0.11	0.11
53494-70-5	Endrin ketone	1.869	0.011	C	U	0.011	0.011
7421-93-4	Endrin Aldehyde	1.457	0.011	C	U	0.011	0.011
8001-35-2	Toxaphene	NA	0.22	C	U	0.22	0.22
5103-71-9	alpha-Chlordane	2.021	0.011	C	U	0.011	0.011
5103-74-2	gamma-Chlordane	2.274	0.011	C	U	0.011	0.011
57-74-9	Chlordane	NA	0.055	C	U	0.055	0.055
2051-24-3	Decachlorobiphenyl	1.803	82	C		%	%
877-09-8	Tetrachloro-m-xylene	0.977	81	C		%	%

57-74-9 Sample PQL Calc: (50raw * 1df * 1fv) / (910wt-vol * 1.00%sol) = 0.055

Both channels need to have the compound detected for a concentration to be reported on either channel.
U1=Due to matrix interference and/or the presence of a large amount of non-target material, the reporting level for this compound has been elevated.
U2=The presence of this compound was not confirmed by the analyst based on the characteristic pattern matching of multi-component parameters, retention time, and/or peak shape.

P/C: P=Primary Result C=Confirmation Result X=Not Used CF=Calculated Calibration/Response Factor MC=Multi-Component

Client Id: MW-6

Software Version: 4.1<1L22>
Date: 8/3/2017 10:27 AM
Sample Name : 76296 2l cu
Data File : E:\TC2017\ECD4\08-AUG\802A022.RAW Date: 8/2/2017 03:17 PM
Sequence File: E:\TC2017\ECD4\08-AUG\PEST_SEQ.SEQ Cycle: 64 Channel : A
Instrument : AUTO4-DUAL_ECD Rack/Vial: 0/19 Operator: cw
Sample Amount : 1.0000 Dilution Factor : 1.00

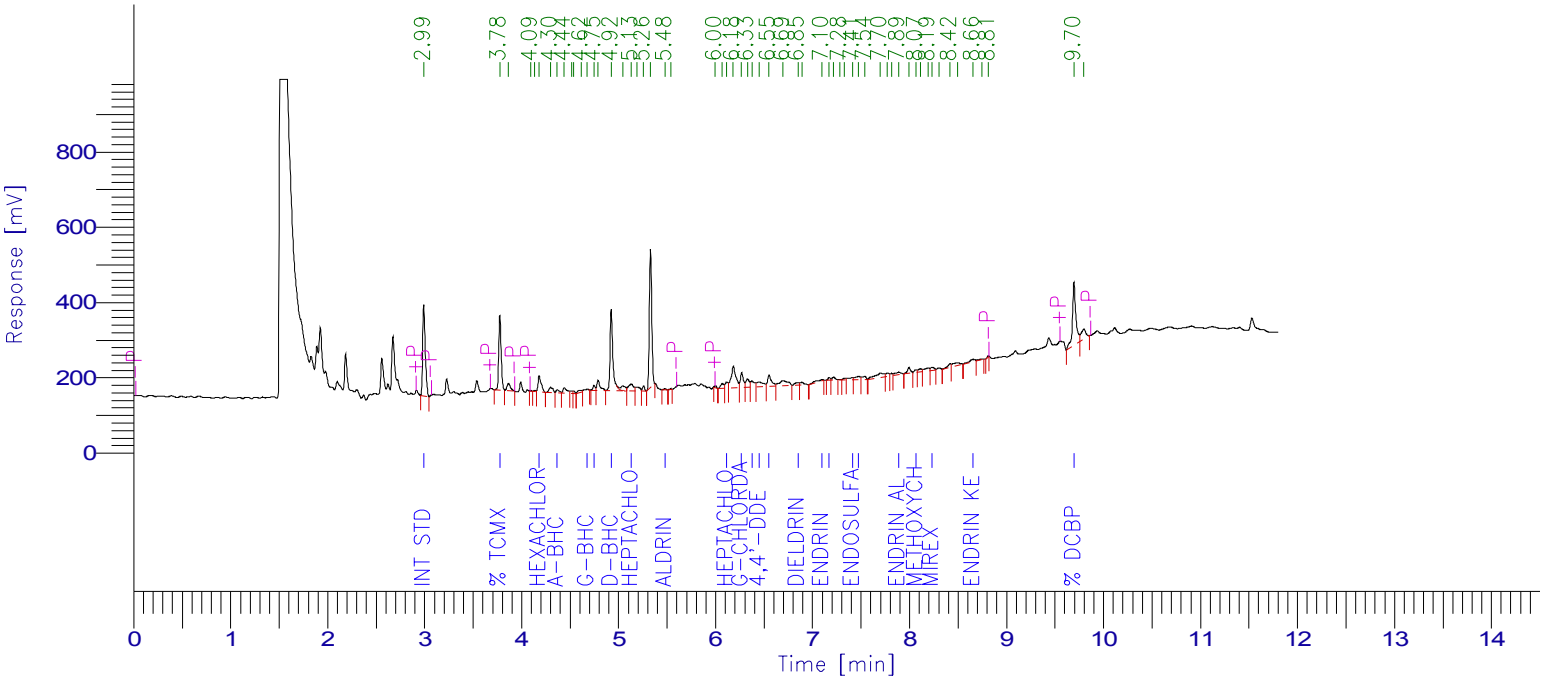

PESTICIDE REPORT

Peak #	Time [min]	Component Name	Raw Amount	Surrogate Recovery TCMX & DCBP	Multiplier	Adjusted Amount for Labowrks	Area [µV·s]
1	2.990	Int Std	100.0000	250.0000	1.0000	100.0000	453234.46
2	3.775	% TCMX	81.1584	202.8960	1.0000	81.1584	350525.04
6	4.181	Hexachlorobenzene	6.5882	16.4705	1.0000	6.5882	97616.90
8	4.366	a-BHC	1.5236	3.8090	1.0000	1.5236	20011.16
13	4.677	g-BHC	1.2028	3.0069	1.0000	1.2028	13799.59
14	4.747	b-BHC	3.9250	9.8125	1.0000	3.9250	19796.57
16	4.923	d-BHC	32.2727	80.6817	1.0000	32.2727	436072.95
18	5.132	Heptachlor	5.3555	13.3888	1.0000	5.3555	68616.34
22	5.479	Aldrin	0.4012	1.0030	1.0000	0.4012	4687.60
26	6.115	Heptachlor epoxide	3.2346	8.0865	1.0000	3.2346	35805.45
28	6.269	g-Chlordane	7.6294	19.0735	1.0000	7.6294	87104.81
30	6.375	a-Chlordane	5.0174	12.5436	1.0000	5.0174	48872.71
31	6.450	4,4'-DDE	6.5981	16.4953	1.0000	6.5981	61866.68
32	6.552	Endosulfan I	8.9525	22.3812	1.0000	8.9525	88548.64
34	6.851	Dieldrin	2.3763	5.9408	1.0000	2.3763	23341.87
36	7.099	Endrin	2.8289	7.0722	1.0000	2.8289	23867.53
37	7.172	4,4'-DDD	1.6764	4.1909	1.0000	1.6764	12004.58
41	7.414	Endosulfan II	2.3236	5.8091	1.0000	2.3236	20211.73
42	7.477	4,4'-DDT	4.4493	11.1232	1.0000	4.4493	32926.51
47	7.887	Endrin aldehyde	4.0431	10.1077	1.0000	4.0431	27997.27
49	8.066	Methoxychlor	4.4434	11.1084	1.0000	4.4434	15921.77
52	8.234	Mirex	3.8370	9.5924	1.0000	3.8370	22334.97
0	8.372	Endosulfan sulfate	0.0000	0.0000	1.0000	0.0000	0.00
56	8.658	Endrin Ketone	3.3899	8.4748	1.0000	3.3899	26945.37
59	9.696	% DCBP	80.3209	200.8023	1.0000	80.3209	414670.89
				933.8703	25.0000	373.5481	2406781.38

Client Id: MW-6

Software Version: 4.1<1L22>
Date: 8/3/2017 10:25 AM
Sample Name : 76296 2l cu
Data File : E:\TC2017\ECD4\08-AUG\802B022.RAW Date: 8/2/2017 03:17 PM
Sequence File: E:\TC2017\ECD4\08-AUG\PEST_SEQ.SEQ Cycle: 64 Channel : B
Instrument : AUTO4-DUAL_ECD Rack/Vial: 0/19 Operator: cw
Sample Amount : 1.0000 Dilution Factor : 1.00

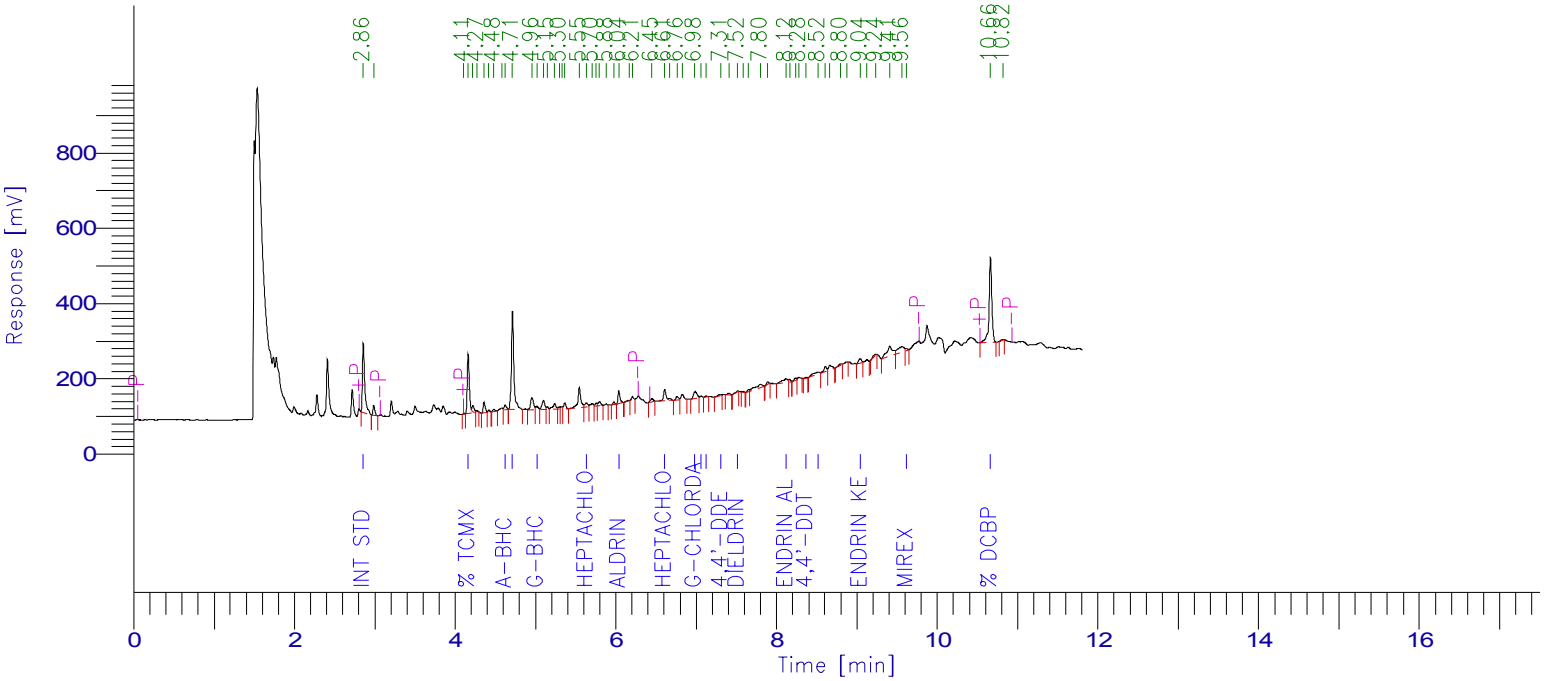

PESTICIDE REPORT

Peak #	Time [min]	Component Name	Raw Amount	Surrogate Recovery TCMX & DCBP	Multiplier	Adjusted Amount for Labowrks	Area [µV·s]
1	2.856	Int Std	100.0000	250.0000	1.0000	100.0000	371109.15
4	4.162	% TCMX	81.2727	203.1817	1.0000	81.2727	294604.92
11	4.621	a-BHC	3.3554	8.3885	1.0000	3.3554	27004.40
12	4.713	Hexachlorobenzene	42.8096	107.0241	1.0000	42.8096	549865.29
14	5.018	g-BHC	2.2615	5.6538	1.0000	2.2615	17869.00
0	5.187	b-BHC	0.0000	0.0000	1.0000	0.0000	0.00
0	5.451	d-BHC	0.0000	0.0000	1.0000	0.0000	0.00
22	5.635	Heptachlor	3.3365	8.3412	1.0000	3.3365	32160.63
28	6.037	Aldrin	7.3290	18.3226	1.0000	7.3290	62893.04
32	6.608	Heptachlor epoxide	8.8814	22.2034	1.0000	8.8814	71775.69
36	6.984	g-Chlordane	7.2841	18.2102	1.0000	7.2841	61468.49
37	7.063	a-Chlordane	1.2693	3.1732	1.0000	1.2693	9519.61
38	7.124	Endosulfan I	0.7442	1.8606	1.0000	0.7442	5969.45
39	7.307	4,4'-DDE	0.9697	2.4242	1.0000	0.9697	6877.48
41	7.516	Dieldrin	1.0866	2.7164	1.0000	1.0866	7260.73
0	7.744	Endrin	0.0000	0.0000	1.0000	0.0000	0.00
0	7.965	4,4'-DDD	0.0000	0.0000	1.0000	0.0000	0.00
0	8.022	Endosulfan II	0.0000	0.0000	1.0000	0.0000	0.00
46	8.116	Endrin aldehyde	9.1666	22.9166	1.0000	9.1666	49577.72
50	8.370	4,4'-DDT	0.6696	1.6740	1.0000	0.6696	3353.68
51	8.518	Endosulfan sulfate	6.1041	15.2602	1.0000	6.1041	40602.03
0	8.970	Methoxychlor	0.0000	0.0000	1.0000	0.0000	0.00
56	9.041	Endrin Ketone	4.7405	11.8512	1.0000	4.7405	32883.57
61	9.614	Mirex	1.9348	4.8370	1.0000	1.9348	9678.87
62	10.661	% DCBP	81.5531	203.8828	1.0000	81.5531	545795.19
				911.9215	25.0000	364.7686	2200268.93

1D

PESTICIDE ORGANICS ANALYSIS DATA SHEET

CLIENT SAMPLE NO.

NE-1

Lab Name: Phoenix Environmental Client: NETC

Lab Code: Phoenix Instr: ECD4 Column.: CLP 0.32 SDG No.: GBY76292

Matrix: (soil/water) WATER Lab Sample ID: BY76297

Sample wt/vol: 930 (g/mL) mL Lab File ID: 802A024

% Moisture: n.a. decanted: (Y/N) N Date Received: 08/01/17

Extraction: (SepF/Cont/ASE) SepF Date Extracted: 08/01/17

Concentrated Extract Volume: 1000 (uL) Date Analyzed: 08/02/17

Injection Volume: 1 (ul) Dilution Factor: 1

CONCENTRATION UNITS:
(mg/L or mg/Kg) ug/L

CAS NO.	COMPOUND	CF	CONC	P/C	Q	MDL	PQL
319-84-6	alpha-BHC	2.898	0.005	P	U	0.005	0.005
319-85-7	beta-BHC	1.113	0.005	P	U	0.005	0.005
319-86-8	delta-BHC	2.981	0.005	P	U	0.005	0.005
58-89-9	gamma-BHC (Lindane)	2.531	0.005	P	U	0.005	0.005
76-44-8	Heptachlor	2.827	0.011	P	U	0.011	0.011
309-00-2	Aldrin	NA	0.002	P	U	0.002	0.002
1024-57-3	Heptachlor Epoxide	2.442	0.011	P	U	0.011	0.011
959-98-8	Endosulfan I	2.182	0.011	P	U	0.011	0.011
60-57-1	Dieldrin	2.167	0.002	P	U	0.002	0.002
72-55-9	4,4' -DDE	NA	0.011	P	U	0.005	0.011
72-20-8	Endrin	1.862	0.011	P	U	0.011	0.011
33213-65-9	Endosulfan II	1.919	0.011	P	U	0.011	0.011
72-54-8	4,4' -DDD	1.580	0.011	P	U	0.005	0.011
1031-07-8	Endosulfan Sulfate	1.561	0.011	P	U	0.011	0.011
50-29-3	4,4' -DDT	1.633	0.011	P	U	0.005	0.011
72-43-5	Methoxychlor	NA	0.11	P	U	0.11	0.11
53494-70-5	Endrin ketone	1.754	0.011	P	U	0.011	0.011
7421-93-4	Endrin Aldehyde	1.528	0.011	P	U	0.011	0.011
8001-35-2	Toxaphene	NA	0.22	P	U	0.22	0.22
5103-71-9	alpha-Chlordane	NA	0.011	P	U	0.011	0.011
5103-74-2	gamma-Chlordane	NA	0.011	P	U	0.011	0.011
57-74-9	Chlordane	NA	0.054	P	U	0.054	0.054
2051-24-3	Decachlorobiphenyl	1.139	80	P		%	%
877-09-8	Tetrachloro-m-xylene	0.953	80	P		%	%

57-74-9 Sample PQL Calc: (50raw * 1df * 1fv) / (930wt-vol * 1.00%sol) = 0.054

Both channels need to have the compound detected for a concentration to be reported on either channel.
U1=Due to matrix interference and/or the presence of a large amount of non-target material, the reporting level for this compound has been elevated.
U2=The presence of this compound was not confirmed by the analyst based on the characteristic pattern matching of multi-component parameters, retention time, and/or peak shape.

P/C: P=Primary Result C=Confirmation Result X=Not Used CF=Calculated Calibration/Response Factor MC=Multi-Component

1D

PESTICIDE ORGANICS ANALYSIS DATA SHEET

CLIENT SAMPLE NO.

NE-1

Lab Name: Phoenix Environmental Client: NETC

Lab Code: Phoenix Instr: ECD4 Column.: Rtx-440 0.32 SDG No.: GBY76292

Matrix: (soil/water) WATER Lab Sample ID: BY76297

Sample wt/vol: 930 (g/mL) mL Lab File ID: 802B024

% Moisture: n.a. decanted: (Y/N) N Date Received: 08/01/17

Extraction: (SepF/Cont/ASE) SepF Date Extracted: 08/01/17

Concentrated Extract Volume: 1000 (uL) Date Analyzed: 08/02/17

Injection Volume: 1 (ul) Dilution Factor: 1

CONCENTRATION UNITS:
(mg/L or mg/Kg) ug/L

CAS NO.	COMPOUND	CF	CONC	P/C	Q	MDL	PQL
319-84-6	alpha-BHC	2.168	0.005	C	U	0.005	0.005
319-85-7	beta-BHC	1.060	0.005	C	U	0.005	0.005
319-86-8	delta-BHC	2.654	0.005	C	U	0.005	0.005
58-89-9	gamma-BHC (Lindane)	NA	0.005	C	U	0.005	0.005
76-44-8	Heptachlor	2.597	0.011	C	U	0.011	0.011
309-00-2	Aldrin	NA	0.002	C	U	0.002	0.002
1024-57-3	Heptachlor Epoxide	NA	0.011	C	U	0.011	0.011
959-98-8	Endosulfan I	NA	0.011	C	U	0.011	0.011
60-57-1	Dieldrin	NA	0.002	C	U	0.002	0.002
72-55-9	4,4' -DDE	1.911	0.011	C	U	0.005	0.011
72-20-8	Endrin	1.880	0.011	C	U	0.011	0.011
33213-65-9	Endosulfan II	1.887	0.011	C	U	0.011	0.011
72-54-8	4,4' -DDD	1.214	0.011	C	U	0.005	0.011
1031-07-8	Endosulfan Sulfate	1.792	0.011	C	U	0.011	0.011
50-29-3	4,4' -DDT	1.350	0.011	C	U	0.005	0.011
72-43-5	Methoxychlor	0.797	0.11	C	U	0.11	0.11
53494-70-5	Endrin ketone	NA	0.011	C	U	0.011	0.011
7421-93-4	Endrin Aldehyde	1.457	0.011	C	U	0.011	0.011
8001-35-2	Toxaphene	NA	0.22	C	U	0.22	0.22
5103-71-9	alpha-Chlordane	2.021	0.011	C	U	0.011	0.011
5103-74-2	gamma-Chlordane	2.274	0.011	C	U	0.011	0.011
57-74-9	Chlordane	NA	0.054	C	U	0.054	0.054
2051-24-3	Decachlorobiphenyl	1.803	43	C		%	%
877-09-8	Tetrachloro-m-xylene	0.977	54	C		%	%

57-74-9 Sample PQL Calc: (50raw * 1df * 1fv) / (930wt-vol * 1.00%sol) = 0.054

Both channels need to have the compound detected for a concentration to be reported on either channel.
U1=Due to matrix interference and/or the presence of a large amount of non-target material, the reporting level for this compound has been elevated.
U2=The presence of this compound was not confirmed by the analyst based on the characteristic pattern matching of multi-component parameters, retention time, and/or peak shape.

P/C: P=Primary Result C=Confirmation Result X=Not Used CF=Calculated Calibration/Response Factor MC=Multi-Component

Client Id: NE-1

Software Version: 4.1<1L22>
Date: 8/3/2017 10:27 AM
Sample Name : 76297 2l cu
Data File : E:\TC2017\ECD4\08-AUG\802A024.RAW Date: 8/2/2017 03:50 PM
Sequence File: E:\TC2017\ECD4\08-AUG\PEST_SEQ.SEQ Cycle: 66 Channel : A
Instrument : AUTO4-DUAL_ECD Rack/Vial: 0/20 Operator: cw
Sample Amount : 1.0000 Dilution Factor : 1.00

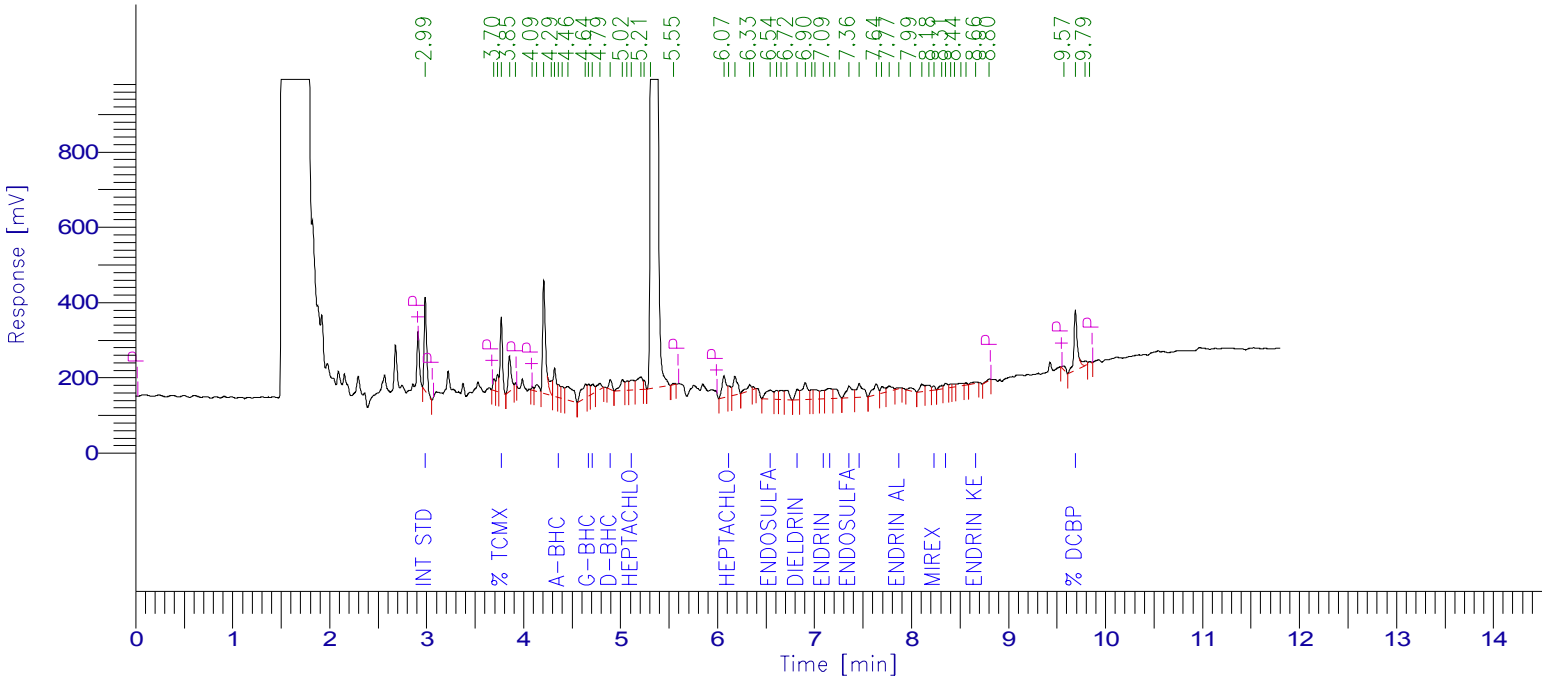

PESTICIDE REPORT

Peak #	Time [min]	Component Name	Raw Amount	Surrogate Recovery TCMX & DCBP	Multiplier	Adjusted Amount for Labowrks	Area [µV·s]
1	2.985	Int Std	100.0000	250.0000	1.0000	100.0000	445501.74
4	3.770	% TCMX	79.7661	199.4153	1.0000	79.7661	338633.88
0	4.178	Hexachlorobenzene	0.0000	0.0000	1.0000	0.0000	0.00
12	4.359	a-BHC	5.1003	12.7508	1.0000	5.1003	65844.75
16	4.671	g-BHC	5.7351	14.3377	1.0000	5.7351	64677.72
17	4.712	b-BHC	12.4473	31.1182	1.0000	12.4473	61709.44
19	4.893	d-BHC	4.1060	10.2651	1.0000	4.1060	54534.77
22	5.111	Heptachlor	7.4042	18.5105	1.0000	7.4042	93246.48
0	5.447	Aldrin	0.0000	0.0000	1.0000	0.0000	0.00
28	6.116	Heptachlor epoxide	5.4183	13.5457	1.0000	5.4183	58954.56
0	6.230	g-Chlordane	0.0000	0.0000	1.0000	0.0000	0.00
0	6.378	a-Chlordane	0.0000	0.0000	1.0000	0.0000	0.00
0	6.445	4,4'-DDE	0.0000	0.0000	1.0000	0.0000	0.00
32	6.543	Endosulfan I	12.7957	31.9893	1.0000	12.7957	124402.49
36	6.822	Dieldrin	8.2459	20.6148	1.0000	8.2459	79615.40
40	7.091	Endrin	7.7114	19.2784	1.0000	7.7114	63951.31
41	7.157	4,4'-DDD	18.3341	45.8352	1.0000	18.3341	129051.77
43	7.357	Endosulfan II	16.9383	42.3457	1.0000	16.9383	144821.27
44	7.460	4,4'-DDT	23.8796	59.6990	1.0000	23.8796	173704.21
48	7.867	Endrin aldehyde	1.7116	4.2790	1.0000	1.7116	11650.12
0	8.052	Methoxychlor	0.0000	0.0000	1.0000	0.0000	0.00
52	8.230	Mirex	4.0233	10.0583	1.0000	4.0233	23020.09
54	8.353	Endosulfan sulfate	5.2061	13.0153	1.0000	5.2061	36198.33
59	8.661	Endrin Ketone	2.2739	5.6849	1.0000	2.2739	17766.47
62	9.690	% DCBP	80.4636	201.1589	1.0000	80.4636	408319.96
				1003.9019	25.0000	401.5608	2395604.76

Client Id: NE-1

Software Version: 4.1<1L22>
Date: 8/3/2017 10:26 AM
Sample Name : 76297 2l cu
Data File : E:\TC2017\ECD4\08-AUG\802B024.RAW Date: 8/2/2017 03:50 PM
Sequence File: E:\TC2017\ECD4\08-AUG\PEST_SEQ.SEQ Cycle: 66 Channel : B
Instrument : AUTO4-DUAL_ECD Rack/Vial: 0/20 Operator: cw
Sample Amount : 1.0000 Dilution Factor : 1.00

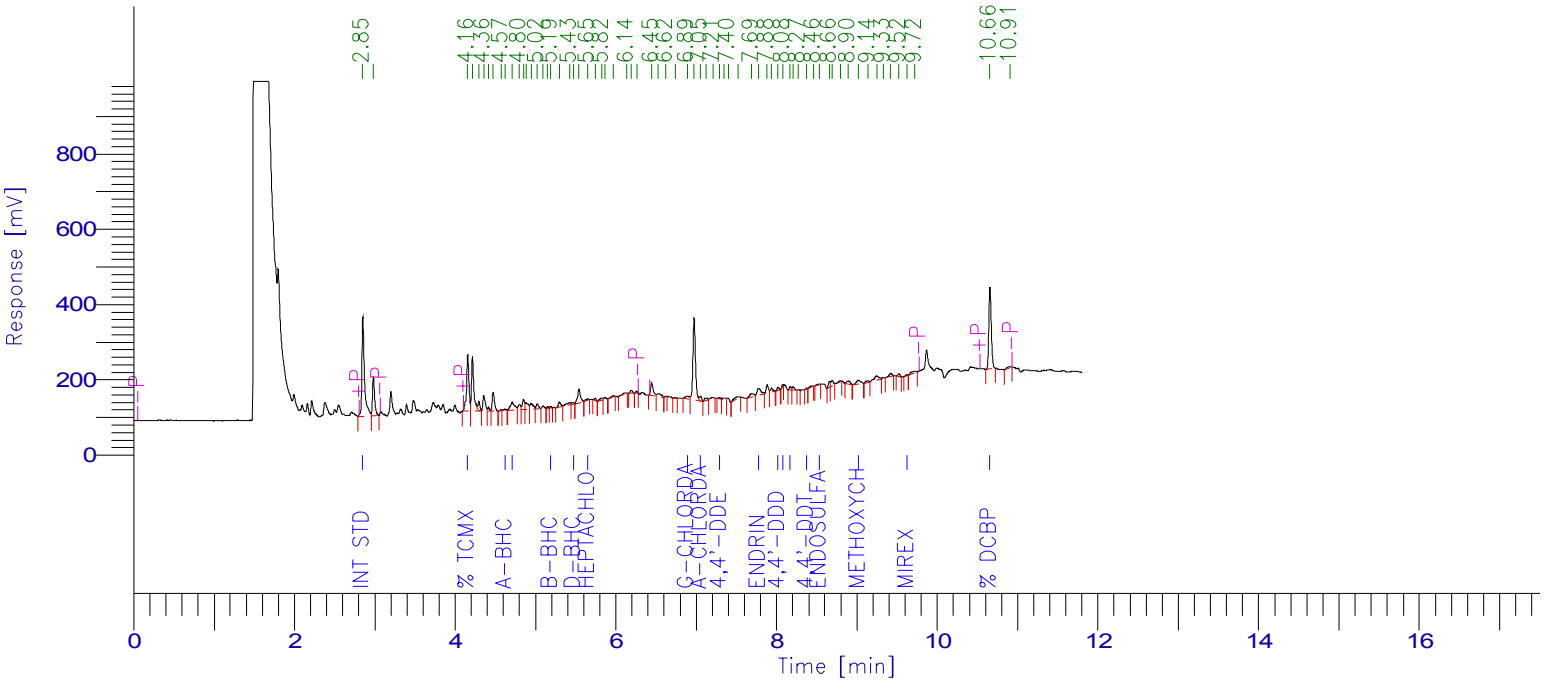

PESTICIDE REPORT

Peak #	Time [min]	Component Name	Raw Amount	Surrogate Recovery TCMX & DCBP	Multiplier	Adjusted Amount for Labowrks	Area [µV·s]
1	2.851	Int Std	100.0000	250.0000	1.0000	100.0000	594333.08
3	4.156	% TCMX	54.3485	135.8713	1.0000	54.3485	315508.73
10	4.623	a-BHC	0.6585	1.6461	1.0000	0.6585	8486.80
11	4.708	Hexachlorobenzene	3.6796	9.1990	1.0000	3.6796	75690.59
0	4.976	g-BHC	0.0000	0.0000	1.0000	0.0000	0.00
19	5.188	b-BHC	0.7094	1.7736	1.0000	0.7094	4467.33
22	5.473	d-BHC	0.5469	1.3673	1.0000	0.5469	8627.42
24	5.653	Heptachlor	0.5671	1.4177	1.0000	0.5671	8754.22
0	6.042	Aldrin	0.0000	0.0000	1.0000	0.0000	0.00
0	6.579	Heptachlor epoxide	0.0000	0.0000	1.0000	0.0000	0.00
36	6.889	g-Chlordane	1.8572	4.6430	1.0000	1.8572	25099.77
38	7.054	a-Chlordane	1.9274	4.8186	1.0000	1.9274	23151.19
0	7.085	Endosulfan I	0.0000	0.0000	1.0000	0.0000	0.00
41	7.292	4,4'-DDE	0.7490	1.8726	1.0000	0.7490	8508.23
0	7.451	Dieldrin	0.0000	0.0000	1.0000	0.0000	0.00
46	7.777	Endrin	5.5450	13.8624	1.0000	5.5450	61948.38
49	8.020	4,4'-DDD	1.9686	4.9215	1.0000	1.9686	14206.28
50	8.077	Endosulfan II	0.7436	1.8591	1.0000	0.7436	8337.89
51	8.169	Endrin aldehyde	1.8835	4.7088	1.0000	1.8835	16314.57
54	8.375	4,4'-DDT	0.4021	1.0053	1.0000	0.4021	3225.30
56	8.534	Endosulfan sulfate	0.4414	1.1035	1.0000	0.4414	4701.99
61	9.019	Methoxychlor	8.2069	20.5174	1.0000	8.2069	38886.89
0	9.052	Endrin Ketone	0.0000	0.0000	1.0000	0.0000	0.00
67	9.622	Mirex	0.5091	1.2727	1.0000	0.5091	4078.36
69	10.655	% DCBP	42.6441	106.6103	1.0000	42.6441	457063.53
				568.4701	25.0000	227.3881	1681390.55

1D

PESTICIDE ORGANICS ANALYSIS DATA SHEET

CLIENT SAMPLE NO.

B4-1

Lab Name: Phoenix Environmental Client: NETC

Lab Code: Phoenix Instr: ECD4 Column.: CLP 0.32 SDG No.: GBY76292

Matrix: (soil/water) WATER Lab Sample ID: BY76298

Sample wt/vol: 1000 (g/mL) mL Lab File ID: 802A025

% Moisture: n.a. decanted: (Y/N) N Date Received: 08/01/17

Extraction: (SepF/Cont/ASE) SepF Date Extracted: 08/01/17

Concentrated Extract Volume: 1000 (uL) Date Analyzed: 08/02/17

Injection Volume: 1 (ul) Dilution Factor: 1

CONCENTRATION UNITS:
(mg/L or mg/Kg) ug/L

CAS NO.	COMPOUND	CF	CONC	P/C	Q	MDL	PQL
319-84-6	alpha-BHC	2.898	0.005	P	U	0.005	0.005
319-85-7	beta-BHC	1.113	0.005	P	U	0.005	0.005
319-86-8	delta-BHC	2.981	0.005	P	U	0.005	0.005
58-89-9	gamma-BHC (Lindane)	2.531	0.005	P	U	0.005	0.005
76-44-8	Heptachlor	2.827	0.010	P	U	0.010	0.010
309-00-2	Aldrin	2.578	0.002	P	U	0.002	0.002
1024-57-3	Heptachlor Epoxide	NA	0.010	P	U	0.010	0.010
959-98-8	Endosulfan I	2.182	0.010	P	U	0.010	0.010
60-57-1	Dieldrin	2.167	0.002	P	U	0.002	0.002
72-55-9	4,4' -DDE	2.069	0.010	P	U1	0.010	0.010
72-20-8	Endrin	1.862	0.010	P	U	0.010	0.010
33213-65-9	Endosulfan II	1.919	0.010	P	U	0.010	0.010
72-54-8	4,4' -DDD	NA	0.010	P	U	0.005	0.010
1031-07-8	Endosulfan Sulfate	NA	0.010	P	U	0.010	0.010
50-29-3	4,4' -DDT	1.633	0.010	P	U1	0.010	0.010
72-43-5	Methoxychlor	NA	0.10	P	U	0.10	0.10
53494-70-5	Endrin ketone	1.754	0.010	P	U	0.010	0.010
7421-93-4	Endrin Aldehyde	1.528	0.010	P	U	0.010	0.010
8001-35-2	Toxaphene	NA	0.20	P	U	0.20	0.20
5103-71-9	alpha-Chlordane	2.149	0.010	P	U	0.010	0.010
5103-74-2	gamma-Chlordane	NA	0.010	P	U	0.010	0.010
57-74-9	Chlordane	NA	0.050	P	U	0.050	0.050
2051-24-3	Decachlorobiphenyl	1.139	95	P		%	%
877-09-8	Tetrachloro-m-xylene	0.953	96	P		%	%

57-74-9 Sample PQL Calc: (50raw * 1df * 1fv) / (1000wt-vol * 1.00%sol) = 0.050

Both channels need to have the compound detected for a concentration to be reported on either channel.
U1=Due to matrix interference and/or the presence of a large amount of non-target material, the reporting level for this compound has been elevated.
U2=The presence of this compound was not confirmed by the analyst based on the characteristic pattern matching of multi-component parameters, retention time, and/or peak shape.

P/C: P=Primary Result C=Confirmation Result X=Not Used CF=Calculated Calibration/Response Factor MC=Multi-Component

1D

PESTICIDE ORGANICS ANALYSIS DATA SHEET

CLIENT SAMPLE NO.

B4-1

Lab Name: Phoenix Environmental Client: NETC

Lab Code: Phoenix Instr: ECD4 Column.: Rtx-440 0.32 SDG No.: GBY76292

Matrix: (soil/water) WATER Lab Sample ID: BY76298

Sample wt/vol: 1000 (g/mL) mL Lab File ID: 802B025

% Moisture: n.a. decanted: (Y/N) N Date Received: 08/01/17

Extraction: (SepF/Cont/ASE) SepF Date Extracted: 08/01/17

Concentrated Extract Volume: 1000 (uL) Date Analyzed: 08/02/17

Injection Volume: 1 (ul) Dilution Factor: 1

CONCENTRATION UNITS:
(mg/L or mg/Kg) ug/L

CAS NO.	COMPOUND	CF	CONC	P/C	Q	MDL	PQL
319-84-6	alpha-BHC	2.169	0.005	C	U	0.005	0.005
319-85-7	beta-BHC	1.060	0.005	C	U	0.005	0.005
319-86-8	delta-BHC	2.654	0.005	C	U	0.005	0.005
58-89-9	gamma-BHC (Lindane)	2.129	0.005	C	U	0.005	0.005
76-44-8	Heptachlor	2.597	0.010	C	U	0.010	0.010
309-00-2	Aldrin	2.312	0.002	C	U	0.002	0.002
1024-57-3	Heptachlor Epoxide	2.178	0.010	C	U	0.010	0.010
959-98-8	Endosulfan I	NA	0.010	C	U	0.010	0.010
60-57-1	Dieldrin	1.801	0.002	C	U	0.002	0.002
72-55-9	4,4' -DDE	1.911	0.010	C	U1	0.010	0.010
72-20-8	Endrin	1.880	0.010	C	U	0.010	0.010
33213-65-9	Endosulfan II	1.887	0.010	C	U	0.010	0.010
72-54-8	4,4' -DDD	NA	0.010	C	U	0.005	0.010
1031-07-8	Endosulfan Sulfate	1.792	0.010	C	U	0.010	0.010
50-29-3	4,4' -DDT	1.350	0.010	C	U1	0.010	0.010
72-43-5	Methoxychlor	0.797	0.10	C	U	0.10	0.10
53494-70-5	Endrin ketone	NA	0.010	C	U	0.010	0.010
7421-93-4	Endrin Aldehyde	1.457	0.010	C	U	0.010	0.010
8001-35-2	Toxaphene	NA	0.20	C	U	0.20	0.20
5103-71-9	alpha-Chlordane	NA	0.010	C	U	0.010	0.010
5103-74-2	gamma-Chlordane	2.274	0.010	C	U	0.010	0.010
57-74-9	Chlordane	NA	0.050	C	U	0.050	0.050
2051-24-3	Decachlorobiphenyl	1.803	65	C		%	%
877-09-8	Tetrachloro-m-xylene	0.977	63	C		%	%

57-74-9 Sample PQL Calc: (50raw * 1df * 1fv) / (1000wt-vol * 1.00%sol) = 0.050

Both channels need to have the compound detected for a concentration to be reported on either channel.
U1=Due to matrix interference and/or the presence of a large amount of non-target material, the reporting level for this compound has been elevated.
U2=The presence of this compound was not confirmed by the analyst based on the characteristic pattern matching of multi-component parameters, retention time, and/or peak shape.

P/C: P=Primary Result C=Confirmation Result X=Not Used CF=Calculated Calibration/Response Factor MC=Multi-Component

FORM I PEST

Client Id: B4-1

Software Version: 4.1<1L22>
Date: 8/3/2017 10:27 AM
Sample Name : 76298 2l cu
Data File : E:\TC2017\ECD4\08-AUG\802A025.RAW Date: 8/2/2017 04:06 PM
Sequence File: E:\TC2017\ECD4\08-AUG\PEST_SEQ.SEQ Cycle: 67 Channel : A
Instrument : AUTO4-DUAL_ECD Rack/Vial: 0/21 Operator: cw
Sample Amount : 1.0000 Dilution Factor : 1.00

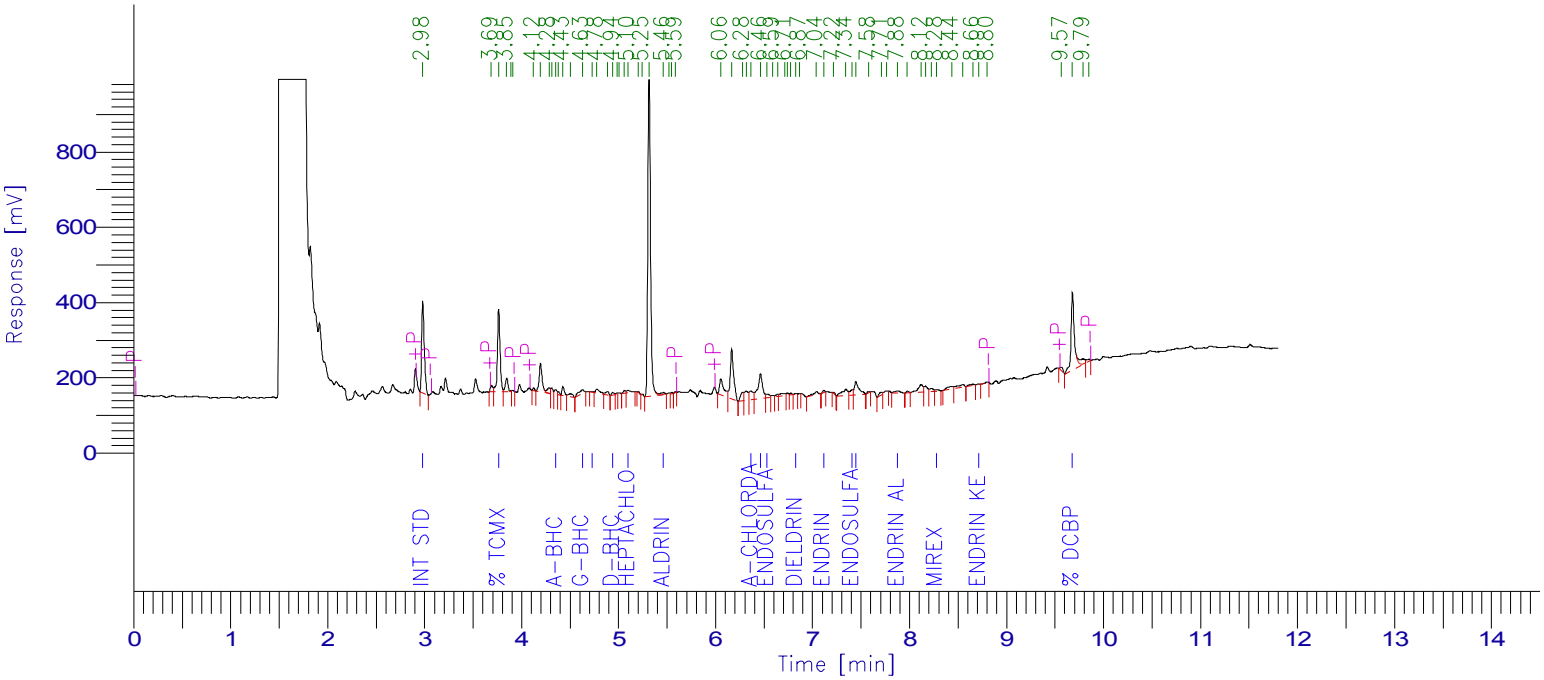

PESTICIDE REPORT

Peak #	Time [min]	Component Name	Raw Amount	Surrogate Recovery TCMX & DCBP	Multiplier	Adjusted Amount for Labowrks	Area [µV·s]
1	2.980	Int Std	100.0000	250.0000	1.0000	100.0000	464825.29
3	3.763	% TCMX	95.7130	239.2825	1.0000	95.7130	423958.41
0	4.178	Hexachlorobenzene	0.0000	0.0000	1.0000	0.0000	0.00
11	4.350	a-BHC	1.7786	4.4464	1.0000	1.7786	23957.10
15	4.626	g-BHC	3.7068	9.2671	1.0000	3.7068	43617.57
16	4.731	b-BHC	0.6905	1.7262	1.0000	0.6905	3571.62
19	4.938	d-BHC	1.0327	2.5818	1.0000	1.0327	14311.25
23	5.097	Heptachlor	1.3231	3.3078	1.0000	1.3231	17385.57
27	5.463	Aldrin	1.7684	4.4209	1.0000	1.7684	21189.41
0	6.094	Heptachlor epoxide	0.0000	0.0000	1.0000	0.0000	0.00
0	6.230	g-Chlordane	0.0000	0.0000	1.0000	0.0000	0.00
35	6.362	a-Chlordane	7.1281	17.8202	1.0000	7.1281	71207.56
36	6.462	4,4'-DDE	23.4572	58.6430	1.0000	23.4572	225568.53
37	6.531	Endosulfan I	2.5118	6.2795	1.0000	2.5118	25479.33
43	6.830	Dieldrin	0.4232	1.0580	1.0000	0.4232	4263.40
46	7.115	Endrin	1.0489	2.6223	1.0000	1.0489	9076.31
0	7.159	4,4'-DDD	0.0000	0.0000	1.0000	0.0000	0.00
49	7.408	Endosulfan II	3.3907	8.4768	1.0000	3.3907	30248.01
50	7.448	4,4'-DDT	14.8686	37.1716	1.0000	14.8686	112848.21
54	7.877	Endrin aldehyde	2.6694	6.6736	1.0000	2.6694	18957.89
0	8.052	Methoxychlor	0.0000	0.0000	1.0000	0.0000	0.00
59	8.276	Mirex	1.8247	4.5618	1.0000	1.8247	10893.24
0	8.372	Endosulfan sulfate	0.0000	0.0000	1.0000	0.0000	0.00
63	8.715	Endrin Ketone	0.4908	1.2269	1.0000	0.4908	4000.72
66	9.680	% DCBP	94.7861	236.9652	1.0000	94.7861	501864.26
				896.5317	25.0000	358.6127	2027223.70

Client Id: B4-1

Software Version: 4.1<1L22>
Date: 8/3/2017 10:26 AM
Sample Name : 76298 2l cu
Data File : E:\TC2017\ECD4\08-AUG\802B025.RAW Date: 8/2/2017 04:06 PM
Sequence File: E:\TC2017\ECD4\08-AUG\PEST_SEQ.SEQ Cycle: 67 Channel : B
Instrument : AUTO4-DUAL_ECD Rack/Vial: 0/21 Operator: cw
Sample Amount : 1.0000 Dilution Factor : 1.00

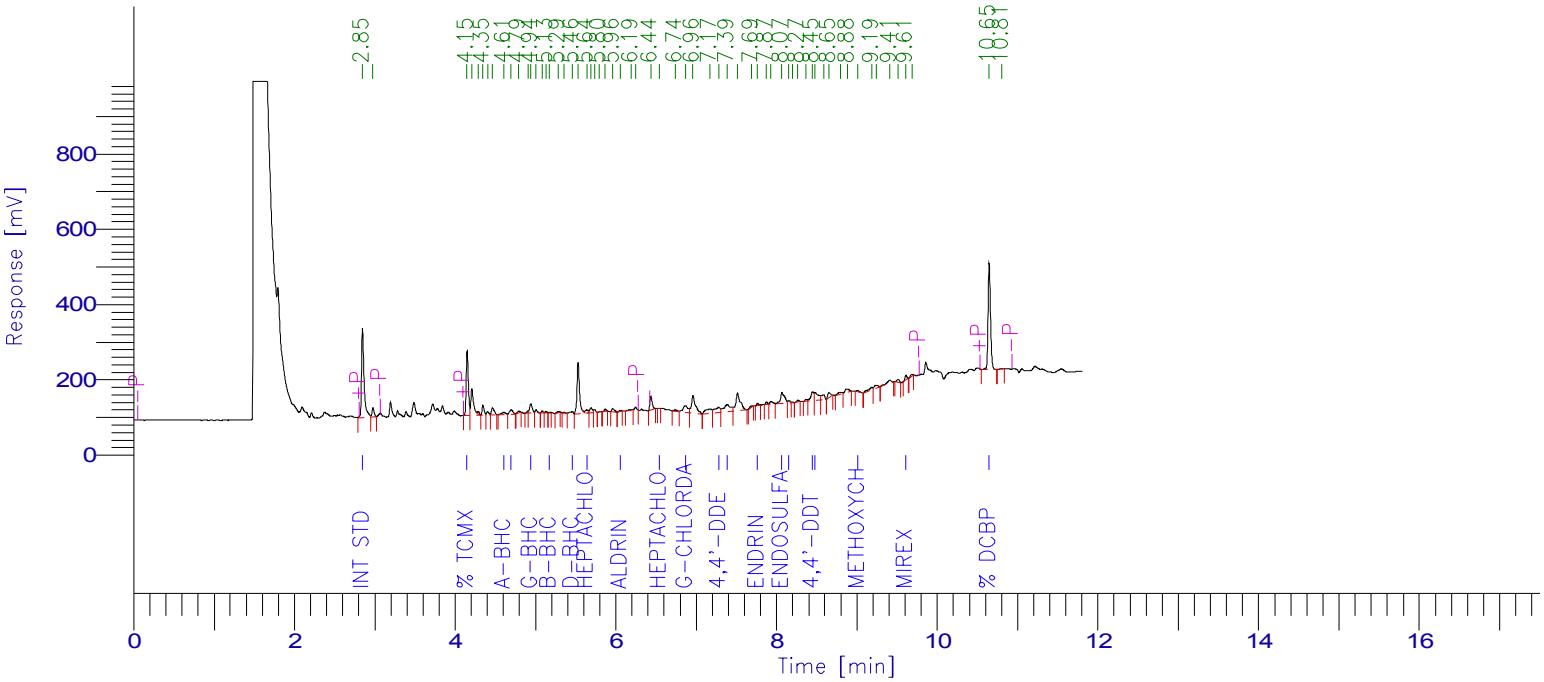

PESTICIDE REPORT

Peak #	Time [min]	Component Name	Raw Amount	Surrogate Recovery TCMX & DCBP	Multiplier	Adjusted Amount for Labowrks	Area [µV·s]
1	2.846	Int Std	100.0000	250.0000	1.0000	100.0000	517528.96
3	4.149	% TCMX	63.0461	157.6152	1.0000	63.0461	318703.18
9	4.606	a-BHC	1.7741	4.4352	1.0000	1.7741	19911.13
10	4.699	Hexachlorobenzene	1.8090	4.5224	1.0000	1.8090	32402.56
13	4.941	g-BHC	5.4633	13.6583	1.0000	5.4633	60199.38
17	5.174	b-BHC	0.4570	1.1425	1.0000	0.4570	2505.96
20	5.461	d-BHC	1.2847	3.2118	1.0000	1.2847	17646.55
22	5.639	Heptachlor	1.8580	4.6450	1.0000	1.8580	24975.48
28	6.057	Aldrin	0.4751	1.1877	1.0000	0.4751	5685.51
32	6.540	Heptachlor epoxide	0.1072	0.2680	1.0000	0.1072	1208.27
34	6.867	g-Chlordane	6.5026	16.2565	1.0000	6.5026	76523.92
0	7.032	a-Chlordane	0.0000	0.0000	1.0000	0.0000	0.00
0	7.085	Endosulfan I	0.0000	0.0000	1.0000	0.0000	0.00
37	7.281	4,4'-DDE	7.0582	17.6454	1.0000	7.0582	69812.02
38	7.385	Dieldrin	12.0292	30.0730	1.0000	12.0292	112098.49
41	7.765	Endrin	1.1107	2.7767	1.0000	1.1107	10805.11
0	7.965	4,4'-DDD	0.0000	0.0000	1.0000	0.0000	0.00
44	8.067	Endosulfan II	10.9753	27.4383	1.0000	10.9753	107157.48
45	8.154	Endrin aldehyde	1.7900	4.4749	1.0000	1.7900	13500.75
49	8.448	4,4'-DDT	9.0678	22.6696	1.0000	9.0678	63333.70
50	8.480	Endosulfan sulfate	8.3072	20.7680	1.0000	8.3072	77057.69
55	9.008	Methoxychlor	2.2108	5.5270	1.0000	2.2108	9121.65
0	9.052	Endrin Ketone	0.0000	0.0000	1.0000	0.0000	0.00
60	9.610	Mirex	3.3588	8.3970	1.0000	3.3588	23431.72
62	10.645	% DCBP	64.5743	161.4358	1.0000	64.5743	602673.20
				758.1483	25.0000	303.2593	2166282.68

1D

PESTICIDE ORGANICS ANALYSIS DATA SHEET

CLIENT SAMPLE NO.

NW-1

Lab Name: Phoenix Environmental Client: NETC

Lab Code: Phoenix Instr: ECD4 Column.: CLP 0.32 SDG No.: GBY76292

Matrix: (soil/water) WATER Lab Sample ID: BY76299

Sample wt/vol: 980 (g/mL) mL Lab File ID: 802A026

% Moisture: n.a. decanted: (Y/N) N Date Received: 08/01/17

Extraction: (SepF/Cont/ASE) SepF Date Extracted: 08/01/17

Concentrated Extract Volume: 1000 (uL) Date Analyzed: 08/02/17

Injection Volume: 1 (ul) Dilution Factor: 1

CONCENTRATION UNITS:
(mg/L or mg/Kg) ug/L

CAS NO.	COMPOUND	CF	CONC	P/C	Q	MDL	PQL
319-84-6	alpha-BHC	2.898	0.005	P	U	0.005	0.005
319-85-7	beta-BHC	1.113	0.005	P	U	0.005	0.005
319-86-8	delta-BHC	2.981	0.005	P	U	0.005	0.005
58-89-9	gamma-BHC (Lindane)	2.531	0.005	P	U	0.005	0.005
76-44-8	Heptachlor	NA	0.010	P	U	0.010	0.010
309-00-2	Aldrin	2.578	0.002	P	U	0.002	0.002
1024-57-3	Heptachlor Epoxide	2.442	0.010	P	U	0.010	0.010
959-98-8	Endosulfan I	NA	0.010	P	U	0.010	0.010
60-57-1	Dieldrin	2.167	0.002	P	U	0.002	0.002
72-55-9	4,4' -DDE	NA	0.010	P	U	0.005	0.010
72-20-8	Endrin	1.862	0.010	P	U	0.010	0.010
33213-65-9	Endosulfan II	1.919	0.015	P	U1	0.015	0.015
72-54-8	4,4' -DDD	1.580	0.010	P	U	0.005	0.010
1031-07-8	Endosulfan Sulfate	1.561	0.010	P	U	0.010	0.010
50-29-3	4,4' -DDT	1.633	0.010	P	U1	0.010	0.010
72-43-5	Methoxychlor	NA	0.10	P	U	0.10	0.10
53494-70-5	Endrin ketone	1.754	0.010	P	U	0.010	0.010
7421-93-4	Endrin Aldehyde	NA	0.010	P	U	0.010	0.010
8001-35-2	Toxaphene	NA	0.20	P	U	0.20	0.20
5103-71-9	alpha-Chlordane	NA	0.010	P	U	0.010	0.010
5103-74-2	gamma-Chlordane	2.519	0.010	P	U	0.010	0.010
57-74-9	Chlordane	NA	0.051	P	U	0.051	0.051
2051-24-3	Decachlorobiphenyl	1.139	67	P		%	%
877-09-8	Tetrachloro-m-xylene	0.953	62	P		%	%

57-74-9 Sample PQL Calc: (50raw * 1df * 1fv) / (980wt-vol * 1.00%sol) = 0.051

Both channels need to have the compound detected for a concentration to be reported on either channel.
U1=Due to matrix interference and/or the presence of a large amount of non-target material, the reporting level for this compound has been elevated.
U2=The presence of this compound was not confirmed by the analyst based on the characteristic pattern matching of multi-component parameters, retention time, and/or peak shape.

P/C: P=Primary Result C=Confirmation Result X=Not Used CF=Calculated Calibration/Response Factor MC=Multi-Component

1D

PESTICIDE ORGANICS ANALYSIS DATA SHEET

CLIENT SAMPLE NO.

NW-1

Lab Name: Phoenix Environmental Client: NETC

Lab Code: Phoenix Instr: ECD4 Column.: Rtx-440 0.32 SDG No.: GBY76292

Matrix: (soil/water) WATER Lab Sample ID: BY76299

Sample wt/vol: 980 (g/mL) mL Lab File ID: 802B026

% Moisture: n.a. decanted: (Y/N) N Date Received: 08/01/17

Extraction: (SepF/Cont/ASE) SepF Date Extracted: 08/01/17

Concentrated Extract Volume: 1000 (uL) Date Analyzed: 08/02/17

Injection Volume: 1 (ul) Dilution Factor: 1

CONCENTRATION UNITS:
(mg/L or mg/Kg) ug/L

CAS NO.	COMPOUND	CF	CONC	P/C	Q	MDL	PQL
319-84-6	alpha-BHC	8672	0.007	C	U1	0.007	0.007
319-85-7	beta-BHC	4250	0.005	C	U	0.005	0.005
319-86-8	delta-BHC	10643	0.005	C	U	0.005	0.005
58-89-9	gamma-BHC (Lindane)	NA	0.005	C	U	0.005	0.005
76-44-8	Heptachlor	10429	0.010	C	U	0.010	0.010
309-00-2	Aldrin	NA	0.002	C	U	0.002	0.002
1024-57-3	Heptachlor Epoxide	8733	0.010	C	U	0.010	0.010
959-98-8	Endosulfan I	8668	0.010	C	U	0.010	0.010
60-57-1	Dieldrin	NA	0.002	C	U	0.002	0.002
72-55-9	4,4' -DDE	7658	0.010	C	U	0.005	0.010
72-20-8	Endrin	7545	0.010	C	U	0.010	0.010
33213-65-9	Endosulfan II	7566	0.020	C	U1	0.020	0.020
72-54-8	4,4' -DDD	4867	0.015	C	U1	0.015	0.015
1031-07-8	Endosulfan Sulfate	7192	0.010	C	U	0.010	0.010
50-29-3	4,4' -DDT	5403	0.015	C	U1	0.015	0.015
72-43-5	Methoxychlor	3197	0.10	C	U	0.10	0.10
53494-70-5	Endrin ketone	NA	0.010	C	U	0.010	0.010
7421-93-4	Endrin Aldehyde	5841	0.010	C	U	0.010	0.010
8001-35-2	Toxaphene	NA	0.20	C	U	0.20	0.20
5103-71-9	alpha-Chlordane	8095	0.010	C	U	0.010	0.010
5103-74-2	gamma-Chlordane	9115	0.015	C	U1	0.015	0.015
57-74-9	Chlordane	NA	0.051	C	U	0.051	0.051
2051-24-3	Decachlorobiphenyl	7238	63	C		%	%
877-09-8	Tetrachloro-m-xylene	3924	81	C		%	%

57-74-9 Sample PQL Calc: (50raw * 1df * 1fv) / (980wt-vol * 1.00%sol) = 0.051

Both channels need to have the compound detected for a concentration to be reported on either channel.
U1=Due to matrix interference and/or the presence of a large amount of non-target material, the reporting level for this compound has been elevated.
U2=The presence of this compound was not confirmed by the analyst based on the characteristic pattern matching of multi-component parameters, retention time, and/or peak shape.

P/C: P=Primary Result C=Confirmation Result X=Not Used CF=Calculated Calibration/Response Factor MC=Multi-Component

NOTE: Sample was evaluated against an external standard.

Client Id: NW-1

Software Version: 4.1<1L22>
Date: 8/3/2017 10:27 AM
Sample Name : 76299 2l cu
Data File : E:\TC2017\ECD4\08-AUG\802A026.RAW Date: 8/2/2017 06:42 PM
Sequence File: E:\TC2017\ECD4\08-AUG\PEST_SEQ.SEQ Cycle: 68 Channel : A
Instrument : AUTO4-DUAL_ECD Rack/Vial: 0/22 Operator:
Sample Amount : 1.0000 Dilution Factor : 1.00

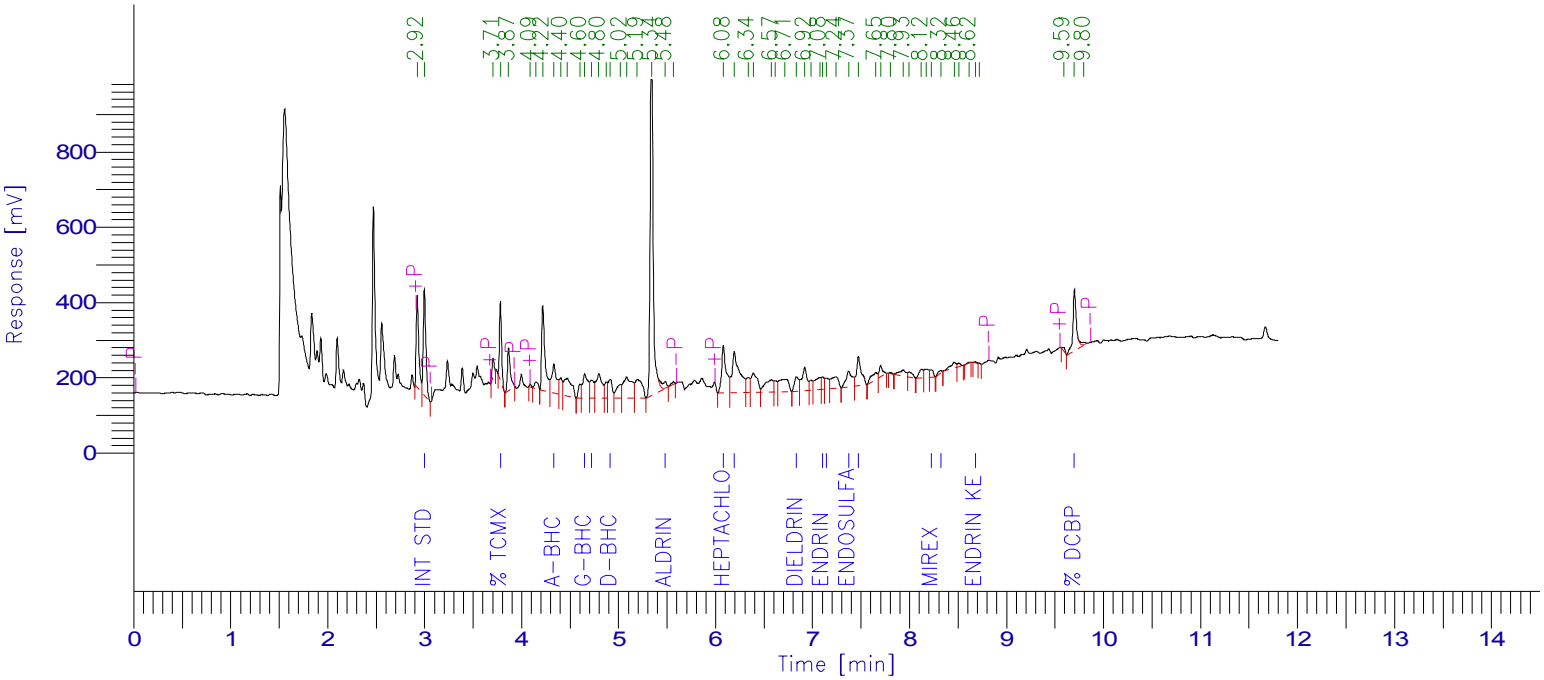

PESTICIDE REPORT

Peak #	Time [min]	Component Name	Raw Amount	Surrogate Recovery TCMX & DCBP	Multiplier	Adjusted Amount for Labowrks	Area [µV·s]
2	2.997	Int Std	100.0000	250.0000	1.0000	100.0000	531163.00
4	3.781	% TCMX	61.8251	154.5628	1.0000	61.8251	312935.96
0	4.178	Hexachlorobenzene	0.0000	0.0000	1.0000	0.0000	0.00
9	4.334	a-BHC	18.0647	45.1617	1.0000	18.0647	278057.13
13	4.650	g-BHC	18.8285	47.0713	1.0000	18.8285	253169.46
14	4.724	b-BHC	24.6746	61.6864	1.0000	24.6746	145849.71
17	4.916	d-BHC	9.0194	22.5484	1.0000	9.0194	142825.08
0	5.139	Heptachlor	0.0000	0.0000	1.0000	0.0000	0.00
22	5.481	Aldrin	4.9876	12.4690	1.0000	4.9876	68293.22
24	6.079	Heptachlor epoxide	32.1026	80.2565	1.0000	32.1026	416462.46
25	6.192	g-Chlordane	44.0755	110.1888	1.0000	44.0755	589732.61
0	6.378	a-Chlordane	0.0000	0.0000	1.0000	0.0000	0.00
0	6.445	4,4'-DDE	0.0000	0.0000	1.0000	0.0000	0.00
0	6.543	Endosulfan I	0.0000	0.0000	1.0000	0.0000	0.00
31	6.835	Dieldrin	10.6980	26.7451	1.0000	10.6980	123151.58
35	7.102	Endrin	6.9276	17.3190	1.0000	6.9276	68498.44
36	7.140	4,4'-DDD	9.9069	24.7672	1.0000	9.9069	83141.97
38	7.372	Endosulfan II	18.5219	46.3048	1.0000	18.5219	188811.08
39	7.473	4,4'-DDT	30.4567	76.1419	1.0000	30.4567	264146.59
0	7.871	Endrin aldehyde	0.0000	0.0000	1.0000	0.0000	0.00
0	8.052	Methoxychlor	0.0000	0.0000	1.0000	0.0000	0.00
47	8.227	Mirex	6.6728	16.6821	1.0000	6.6728	45521.08
48	8.322	Endosulfan sulfate	2.4312	6.0781	1.0000	2.4312	20154.74
52	8.679	Endrin Ketone	0.6281	1.5702	1.0000	0.6281	5850.77
55	9.701	% DCBP	66.9046	167.2616	1.0000	66.9046	404795.70
				1166.8149	25.0000	466.7260	3942560.60

Client Id: NW-1

Software Version: 4.1<1L22>
Date: 8/9/2017 03:10 PM
Sample Name : 76299 2l cu
Data File : E:\TC2017\ECD4\08-AUG\802B026.RAW Date: 8/2/2017 06:42 PM
Sequence File: E:\TC2017\ECD4\08-AUG\PEST_SEQ.SEQ Cycle: 68 Channel : B
Instrument : AUTO4-DUAL_ECD Rack/Vial: 0/22 Operator:
Sample Amount : 1.0000 Dilution Factor : 1.00

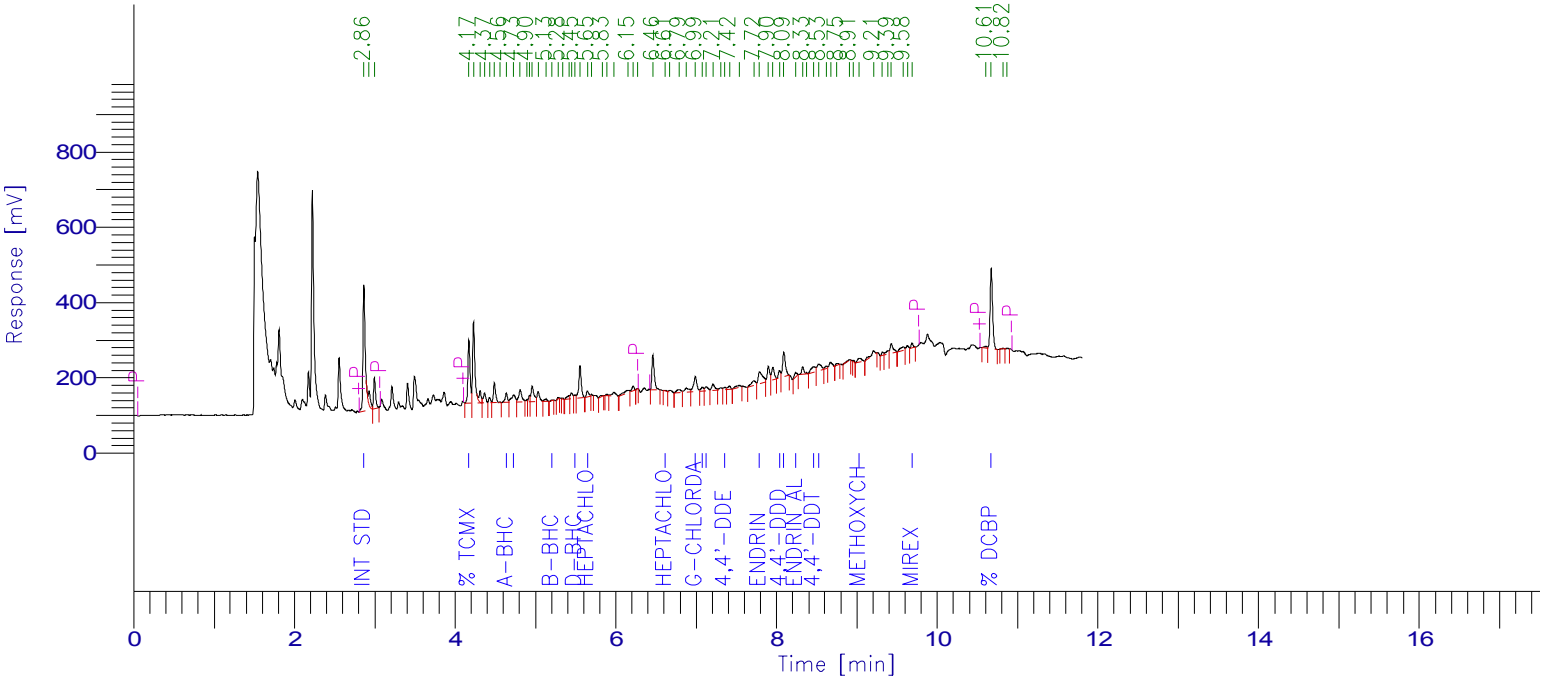

PESTICIDE REPORT

Peak #	Time [min]	Component Name	Raw Amount	Surrogate Recovery TCMX & DCBP	Multiplier	Adjusted Amount for Labowrks	Area [µV·s]
1	2.864	Int Std	175.7107	439.2767	1.0000	175.7107	707434.78
4	4.171	% TCMX	80.9386	202.3465	1.0000	80.9386	317584.48
11	4.636	a-BHC	6.1626	15.4066	1.0000	6.1626	53442.97
12	4.728	Hexachlorobenzene	5.2727	13.1816	1.0000	5.2727	73217.91
0	4.976	g-BHC	0.0000	0.0000	1.0000	0.0000	0.00
19	5.206	b-BHC	1.0634	2.6586	1.0000	1.0634	4519.86
24	5.493	d-BHC	1.4560	3.6401	1.0000	1.4560	15496.52
26	5.647	Heptachlor	3.4024	8.5059	1.0000	3.4024	35482.64
0	6.042	Aldrin	0.0000	0.0000	1.0000	0.0000	0.00
35	6.612	Heptachlor epoxide	0.5575	1.3938	1.0000	0.5575	4868.63
39	6.988	g-Chlordane	12.6104	31.5260	1.0000	12.6104	114946.33
40	7.077	a-Chlordane	3.1793	7.9484	1.0000	3.1793	25735.38
41	7.123	Endosulfan I	3.4515	8.6287	1.0000	3.4515	29918.87
44	7.356	4,4'-DDE	1.9027	4.7567	1.0000	1.9027	14571.57
0	7.451	Dieldrin	0.0000	0.0000	1.0000	0.0000	0.00
48	7.788	Endrin	16.7567	41.8917	1.0000	16.7567	126422.88
51	8.037	4,4'-DDD	8.6373	21.5932	1.0000	8.6373	42034.50
52	8.091	Endosulfan II	20.5508	51.3770	1.0000	20.5508	155477.34
53	8.240	Endrin aldehyde	3.9311	9.8277	1.0000	3.9311	22961.38
56	8.464	4,4'-DDT	10.8228	27.0571	1.0000	10.8228	58478.97
57	8.525	Endosulfan sulfate	9.4463	23.6157	1.0000	9.4463	67940.42
63	9.027	Methoxychlor	11.4948	28.7369	1.0000	11.4948	36752.66
0	9.052	Endrin Ketone	0.0000	0.0000	1.0000	0.0000	0.00
70	9.685	Mirex	4.2933	10.7334	1.0000	4.2933	23229.67
72	10.671	% DCBP	62.9196	157.2989	1.0000	62.9196	455407.70
				1111.4011	25.0000	444.5604	2385925.46

6D
PESTICIDE INITIAL CALIBRATION OF SINGLE COMPONENT ANALYTES

Lab Name: Phoenix Environmental Client: NETC

Lab Code: Phoenix Case No.: SAS No.: SDG No.: GBY76292

Instrument ID: ECD4

GC Col A: CLP ID: 0.32 (mm) Date(s) Analyzed: 07/25/17 07/25/17

Method File: PS725AI

COMPOUND	RT OF STANDARDS			MEAN	RT WINDOW	
	LOW 725A036	MID 725A034	HIGH 725A032	RT	FROM	TO
alpha-BHC	4.43	4.43	4.44	4.43	4.38	4.48
beta-BHC	4.84	4.84	4.84	4.84	4.79	4.89
delta-BHC	5.02	5.02	5.03	5.02	4.97	5.07
gamma-BHC (Lindane)	4.75	4.76	4.76	4.76	4.71	4.81
Heptachlor	5.23	5.23	5.24	5.23	5.18	5.28
Aldrin	5.55	5.55	5.56	5.55	5.50	5.60
Heptachlor Epoxide	6.20	6.20	6.21	6.20	6.13	6.27
Endosulfan I	6.66	6.66	6.67	6.66	6.59	6.73
Dieldrin	6.94	6.94	6.95	6.94	6.87	7.01
4,4' -DDE	6.56	6.56	6.57	6.56	6.49	6.63
Endrin	7.23	7.23	7.24	7.23	7.17	7.31
Endosulfan II	7.50	7.50	7.51	7.50	7.43	7.57
4,4' -DDD	7.28	7.28	7.29	7.28	7.21	7.35
Endosulfan Sulfate	8.48	8.48	8.48	8.48	8.41	8.55
4,4' -DDT	7.61	7.61	7.62	7.61	7.54	7.68
Methoxychlor	8.15	8.16	8.16	8.16	8.09	8.23
Endrin ketone	8.80	8.80	8.80	8.80	8.73	8.87
Endrin Aldehyde	7.99	7.99	7.99	7.99	7.92	8.06
alpha-Chlordane	6.49	6.49	6.50	6.49	6.42	6.56
gamma-Chlordane	6.34	6.34	6.35	6.34	6.27	6.41
Decachlorobiphenyl	9.80	9.81	9.81	9.81	9.70	9.90
Tetrachloro-m-xylene	3.85	3.85	3.85	3.85	3.80	3.90

Retention time windows are ± 0.05 minutes for all compounds that elute before Heptachlor epoxide, ± 0.07 minutes for all other compounds, except ± 0.10 minutes for Decachlorobiphenyl.

FORM VI PEST

6D

PESTICIDE INITIAL CALIBRATION OF SINGLE COMPONENT ANALYTES

Lab Name: Phoenix Environmental Client: NETC

Lab Code: Phoenix Case No.: SAS No.: SDG No.: GBY76292

Instrument ID: ECD4

GC Col B: Rtx-440 ID: 0.32 (mm) Date(s) Analyzed: 07/25/17 07/25/17

Method File: PS725BI

COMPOUND	RT OF STANDARDS			MEAN	RT WINDOW	
	LOW 725B036	MID 725B034	HIGH 725B032	RT	FROM	TO
alpha-BHC	4.67	4.68	4.68	4.68	4.63	4.73
beta-BHC	5.24	5.24	5.25	5.24	5.19	5.29
delta-BHC	5.51	5.51	5.51	5.51	5.46	5.56
gamma-BHC (Lindane)	5.03	5.03	5.03	5.03	4.98	5.08
Heptachlor	5.70	5.71	5.71	5.71	5.66	5.76
Aldrin	6.10	6.11	6.11	6.11	6.06	6.16
Heptachlor Epoxide	6.64	6.64	6.65	6.64	6.57	6.71
Endosulfan I	7.15	7.15	7.16	7.15	7.08	7.22
Dieldrin	7.51	7.51	7.52	7.51	7.44	7.58
4,4' -DDE	7.36	7.36	7.37	7.36	7.29	7.43
Endrin	7.80	7.80	7.81	7.80	7.73	7.87
Endosulfan II	8.08	8.08	8.09	8.08	8.01	8.15
4,4' -DDD	8.02	8.02	8.03	8.02	7.95	8.09
Endosulfan Sulfate	8.54	8.55	8.55	8.55	8.48	8.62
4,4' -DDT	8.42	8.43	8.43	8.43	8.36	8.50
Methoxychlor	9.03	9.03	9.04	9.03	8.96	9.10
Endrin ketone	9.11	9.11	9.11	9.11	9.04	9.18
Endrin Aldehyde	8.25	8.25	8.25	8.25	8.18	8.32
alpha-Chlordane	7.10	7.10	7.10	7.10	7.03	7.17
gamma-Chlordane	6.98	6.98	6.99	6.98	6.92	7.06
Decachlorobiphenyl	10.71	10.72	10.72	10.72	10.62	10.82
Tetrachloro-m-xylene	4.20	4.20	4.21	4.20	4.15	4.25

Retention time windows are ± 0.05 minutes for all compounds that elute before Heptachlor epoxide, ± 0.07 minutes for all other compounds, except ± 0.10 minutes for Decachlorobiphenyl.

FORM VI PEST

6E

PESTICIDE INITIAL CALIBRATION OF SINGLE COMPONENT ANALYTES (FACTORS)

Lab Name: Phoenix Environmental Client: NETC

Lab Code: Phoenix Case No.: SAS No.: SDG No.: GBY76292

Instr ID: ECD4 Levels: 8

GC Col A: ID: (mm) Analysis Dates: 07/25/17 - 07/25/17

Method File: PS725AI

CALIBRATION FACTORS

COMPOUND	Level 1 725A037	Level 2 725A036	Level 3 725A035	Level 4 725A034	Level 5 725A033	Level 6 725A032	Level 7 725A038	Level 8 725A039	MEAN	%RSD	*
alpha-BHC	3.172	3.052	2.809	2.861	2.856	2.769	2.765		2.898	5.35	
beta-BHC	1.095	1.146	1.104	1.160	1.121	1.051			1.113	3.50	
delta-BHC	3.159	3.115	2.871	2.919	2.971	2.852			2.981	4.31	
gamma-BHC (Lindane)	2.824	2.753	2.537	2.586	2.556	2.464	2.251	2.279	2.531	7.98	
Heptachlor	3.217	3.067	2.717	2.707	2.676	2.577			2.827	8.98	
Aldrin	2.857	2.691	2.434	2.468	2.443	2.365	2.787		2.578	7.61	
Heptachlor Epoxide	2.806	2.628	2.320	2.374	2.303	2.224			2.442	9.22	
Endosulfan I	2.416	2.333	2.087	2.097	2.120	2.042			2.182	7.02	
Dieldrin	2.322	2.322	2.150	2.156	2.203	2.104	2.053	2.029	2.167	5.11	
4,4' -DDE	2.249	2.191	2.023	2.049	2.075	2.002	1.892		2.069	5.78	
Endrin	2.011	1.937	1.754	1.830	1.852	1.785			1.862	5.17	
Endosulfan II	2.116	2.050	1.842	1.880	1.853	1.775			1.919	6.92	
4,4' -DDD	1.677	1.685	1.557	1.597	1.647	1.575	1.323		1.580	7.83	
Endosulfan Sulfate	1.733	1.667	1.472	1.522	1.517	1.453			1.561	7.26	
4,4' -DDT	1.742	1.684	1.554	1.698	1.659	1.603	1.490		1.633	5.41	
Methoxychlor	0.874	0.846	0.755	0.768	0.766	0.735			0.791	7.01	
Endrin ketone	1.967	1.919	1.698	1.675	1.673	1.590			1.754	8.65	
Endrin Aldehyde	1.686	1.665	1.479	1.468	1.463	1.406			1.528	7.68	
alpha-Chlordane	2.329	2.308	2.120	2.146	2.154	2.076	1.910		2.149	6.61	
gamma-Chlordane	2.782	2.581	2.371	2.370	2.322	2.241	2.966		2.519	10.67	
Decachlorobiphenyl	1.293	1.201	1.094	1.090	1.093	1.064			1.139	7.84	
Tetrachloro-m-xylene	1.158	1.079	0.892	0.883	0.865	0.841			0.953	13.81	

%RSD must be less than or equal 20.0% for all compounds. (*) Criteria exceeded.

FORM VI PEST

6E

PESTICIDE INITIAL CALIBRATION OF SINGLE COMPONENT ANALYTES (FACTORS)

Lab Name: Phoenix Environmental Client: NETC

Lab Code: Phoenix Case No.: SAS No.: SDG No.: GBY76292

Instr ID: ECD4 Levels: 8

GC Col B: ID: (mm) Analysis Dates: 07/25/17 - 07/25/17

Method File: PS725BI

CALIBRATION FACTORS

COMPOUND	Level 1 725B037	Level 2 725B036	Level 3 725B035	Level 4 725B034	Level 5 725B033	Level 6 725B032	Level 7 725B038	Level 8 725B039	MEAN	%RSD	*
alpha-BHC	2.053	2.129	2.166	2.362	2.420	2.405	1.646		2.169	12.56	
beta-BHC	1.245	1.181	1.085	1.062	1.039	1.003	0.801		1.060	13.36	
delta-BHC	2.812	2.632	2.559	2.639	2.675	2.608			2.654	3.25	
gamma-BHC (Lindane)	2.178	2.152	2.142	2.159	2.278	2.185	1.928	2.012	2.129	5.12	
Heptachlor	2.964	2.610	2.478	2.522	2.543	2.467			2.597	7.19	
Aldrin	2.425	2.327	2.199	2.292	2.317	2.315	2.313		2.312	2.86	
Heptachlor Epoxide	2.317	2.244	2.094	2.112	2.173	2.126			2.178	4.00	
Endosulfan I	2.313	2.228	2.091	2.135	2.137	2.064			2.161	4.30	
Dieldrin	1.840	1.903	1.862	1.985	2.025	2.034	1.392	1.363	1.801	15.03	
4,4' -DDE	2.056	1.948	1.820	1.864	1.868	1.890	1.933		1.911	4.04	
Endrin	2.110	1.900	1.764	1.834	1.846	1.825			1.880	6.43	
Endosulfan II	2.003	1.994	1.863	1.829	1.841	1.790			1.887	4.76	
4,4' -DDD	1.317	1.223	1.123	1.161	1.173	1.163	1.340		1.214	6.88	
Endosulfan Sulfate	1.988	1.966	1.720	1.719	1.707	1.653			1.792	8.11	
4,4' -DDT	1.380	1.364	1.316	1.378	1.405	1.394	1.211		1.350	5.01	
Methoxychlor	0.850	0.826	0.781	0.783	0.782	0.762			0.797	4.16	
Endrin ketone	2.080	1.967	1.794	1.800	1.811	1.763			1.869	6.72	
Endrin Aldehyde	1.500	1.486	1.392	1.462	1.466	1.438			1.457	2.62	
alpha-Chlordane	2.118	2.095	1.976	2.022	2.048	2.024	1.864		2.021	4.15	
gamma-Chlordane	2.491	2.337	2.137	2.189	2.194	2.151	2.419		2.274	6.21	
Decachlorobiphenyl	2.010	1.899	1.755	1.752	1.728	1.676			1.803	6.96	
Tetrachloro-m-xylene	1.140	1.043	0.963	0.932	0.909	0.874			0.977	10.06	

%RSD must be less than or equal 20.0% for all compounds. (*) Criteria exceeded.

FORM VI PEST

Turbochrom Method File : E:\TC2017\ECD4\07-JUL\PS725AI.MTH
Created by : am on : 7/26/2017 01:44 PM
Edited by : cw on : 7/26/2017 01:51 PM
Description :

Number of Times Edited : 4
Number of Times Calibrated : 7474

Instrument Conditions :

Instrument Control Method:

Instrument name : AUTO4-DUAL_ECD

Channel Parameters:

Data will be collected from both channels

Channel A signal source: DetA		Channel B signal source: DetB	
Analog Output	: INT	Analog Output	: INT
Attenuation	: -3	Attenuation	: -4
Offset	: 5.0 mV	Offset	: 5.0 mV

Delay Time : 0.00 min.
Run Time : 16.39 min.
Sampling Rate : 1.5625 pts/s

Autosampler Method:

Injection Volume	: 1.0 µl	Pre-Sequence Washes	: 1
Injection Speed	: NORM	Sample Washes	: 2
Viscosity Delay	: 0	Sample Pumps	: 4
Waste Vial	: 1	Solvent A Washes	: 4

Carriers Parameters:

Carrier A control : Press - PSIG
Initial Setpoint : 0.0 Initial Hold : 0.00 min

Carrier B control : Flow - He
Initial Setpoint : 0.0 Initial Hold : 0.00 min

Auxiliary Pneumatic 1 :
Auxiliary Pneumatic 1 setpoint : 0
Auxiliary Pneumatic 2 :
Auxiliary Pneumatic 2 setpoint : 0
Auxiliary Pneumatic 3 :
Auxiliary Pneumatic 3 setpoint : 0
Auxiliary Pneumatic 4 :
Auxiliary Pneumatic 4 setpoint : 0

Valve configuration and settings:

Valve 1	: SPLIT OFF	Valve 2	: NONE
Valve 3	: NONE	Valve 4	: NONE
Valve 5	: NONE	Valve 6	: NONE

Detector Parameters:

Detector A : ECD		Detector B : ECD	
Range	: 1	Range	: 1
Time Constant	: 200	Time Constant	: 200

Autozero : OFF
Ref Gas Flow : 30.0 mL/m
MkUp Gas Flow : 0.0 mL/m

Autozero : OFF
Ref Gas Flow : 30.0 mL/m
MkUp Gas Flow : 0.0 mL/m

Heated Zones:

Injector A :
Injector A Setpoint : 250°
Injector B :
Injector B Setpoint : OFF
Detector A : 350°
Detector B : 350°
Auxiliary (NONE) : 0°

Oven Program:

Cryogenics : OFF
Initial Temp : 120° Maximum Temp : 350°
Initial Hold : 1.20 min Equilibration Time : 0.5 min
Ramp 1 : 27.8 °/min to 200°, hold for 0.00 min
Ramp 2 : 8.9 °/min to 230°, hold for 0.00 min
Ramp 3 : 18.2 °/min to 320°, hold for 4.00 min

Total Run Time : 16.39 min

Timed Events:

There are no timed events in the method

Real Time Plot Parameters :

Channel A -- Pages: 1 Offset: 0.000 mV Scale: 1000.000 mV
Channel B -- Pages: 1 Offset: 0.000 mV Scale: 1000.000 mV

Processing Parameters :

Bunch Factor : 1 points
Noise Threshold : 332 µV
Area Threshold : 1661.00 µV

Peak Separation Criteria
Width Ratio : 0.200
Valley-to-Peak Ratio : 0.010

Exponential Skim Criteria
Peak Height Ratio : 5.000
Adjusted Height Ratio : 4.000
Valley Height Ratio : 3.000

Baseline Timed Events :

Event #1 - -P at 0.025
Event #2 - +P at 2.969
Event #3 - -P at 3.157
Event #4 - +P at 3.743
Event #5 - -P at 3.931
Event #6 - +P at 4.205
Event #7 - -P at 4.565
Event #8 - +P at 4.706
Event #9 - -P at 5.324

Event #10 - +P at 5.496
Event #11 - -P at 5.661
Event #12 - +P at 6.090
Event #13 - -P at 8.885
Event #14 - +P at 9.768
Event #15 - -P at 9.949

Annotated Replot Parameters :
No replot will be printed

Report Format files :
No report format files given

User Programs :
No user programs will be executed

Global Information :
Default Sample Volume : 1.000 ul
Quantitation Units :
Void Time : 0.000 min
Correct amounts during calibration : YES
Reject outliers during calibration : NO
An Internal Standard calibration will be used
Unknown peaks will be quantitated using a response factor of 1.000000e+06

Component Information :
Int Std
Component Type : Single Peak Component
Retention Time : 3.058 min Search Window: 1.00 s, 1.00 %
Reference Component:
Find peak closest to expected RT in window
Internal Standard :
Use Average Calibration Factor (Area ratio / Amount ratio)
User Values:
Label :
Value 1: 0.000000
Value 2: 0.000000
Value 3: 0.000000
Value 4: 0.000000
Value 5: 0.000000
Calibration Levels:

Level Name	Amount	Area	Height	ISTD Resp.	ISTD Amt.	# Replicates
1	100.0000	572698.35	294570.27	1.0000	1.0000	1
1A	100.0000	522296.43	220415.40	1.0000	1.0000	1
1G	100.0000	565878.72	271664.45	1.0000	1.0000	1
2	100.0000	518213.57	270105.62	1.0000	1.0000	1
3	100.0000	545936.20	266400.47	1.0000	1.0000	1
4	100.0000	525198.63	267637.73	1.0000	1.0000	1
5	100.0000	513843.35	251275.00	1.0000	1.0000	1
6	100.0000	511277.41	267050.71	1.0000	1.0000	1

Average Calibration Factor = 1.000000 (%RSD = 0.00)

% TCMX
Component Type : Single Peak Component
Retention Time : 3.847 min Search Window: 1.00 s, 1.00 %
Reference Component:
Find peak closest to expected RT in window

Internal Standard : Int Std
Use Average Calibration Factor (Area ratio / Amount ratio)
User Values:
Label :
Value 1: 0.000000
Value 2: 0.000000
Value 3: 0.000000
Value 4: 0.000000
Value 5: 0.000000
Calibration Levels:

Level Name	Amount	Area	Height	ISTD Resp.	ISTD Amt.	# Replicates
1	20.0000	132600.48	76841.08	0.2315	0.2000	1
2	40.0000	223592.75	119852.00	0.4315	0.4000	1
3	60.0000	292225.86	163567.47	0.5353	0.6000	1
4	80.0000	370897.36	207071.62	0.7062	0.8000	1
5	100.0000	444489.94	241948.89	0.8650	1.0000	1
6	120.0000	516189.25	285104.45	1.0096	1.2000	1

Average Calibration Factor = 0.952934 (%RSD = 13.81)

Hexachlorobenzene
Component Type : Single Peak Component
Retention Time : 4.257 min Search Window: 0.50 s, 0.50 %
Reference Component: % TCMX
Find peak closest to expected RT in window
Internal Standard : Int Std
Use Average Calibration Factor (Area ratio / Amount ratio)
User Values:
Label :
Value 1: 0.000000
Value 2: 0.000000
Value 3: 0.000000
Value 4: 0.000000
Value 5: 0.000000
Calibration Levels:

Level Name	Amount	Area	Height	ISTD Resp.	ISTD Amt.	# Replicates
1	5.0000	121345.60	66785.88	0.2119	0.0500	1
2	10.0000	192630.65	107866.49	0.3717	0.1000	1
3	25.0000	428871.16	228783.49	0.7856	0.2500	1
4	50.0000	781437.57	401629.65	1.4879	0.5000	1
5	75.0000	1096573.23	561667.11	2.1341	0.7500	1
6	100.0000	1378683.15	717377.88	2.6965	1.0000	1

Average Calibration Factor = 3.269151 (%RSD = 18.09)

a-BHC
Component Type : Single Peak Component
Retention Time : 4.430 min Search Window: 0.50 s, 0.50 %
Reference Component: % TCMX
Find peak closest to expected RT in window
Internal Standard : Int Std
Use Average Calibration Factor (Area ratio / Amount ratio)
User Values:
Label :
Value 1: 0.000000
Value 2: 0.000000
Value 3: 0.000000
Value 4: 0.000000
Value 5: 0.000000
Calibration Levels:

Level Name	Amount	Area	Height	ISTD Resp.	ISTD Amt.	# Replicates
1a	2.5000	36108.70	19661.29	0.0691	0.0250	1
1	5.0000	90837.99	54290.04	0.1586	0.0500	1
2	10.0000	158161.49	94887.09	0.3052	0.1000	1
3	25.0000	383439.50	219729.36	0.7024	0.2500	1
4	50.0000	751261.08	418205.53	1.4304	0.5000	1
5	75.0000	1100682.10	599659.47	2.1421	0.7500	1
6	100.0000	1415669.47	778986.96	2.7689	1.0000	1

Average Calibration Factor = 2.897850 (%RSD = 5.35)

g-BHC

Component Type : Single Peak Component
Retention Time : 4.753 min Search Window: 0.50 s, 0.50 %
Reference Component: % TCMX
Find peak closest to expected RT in window
Internal Standard : Int Std
Use Average Calibration Factor (Area ratio / Amount ratio)
User Values:
Label :
Value 1: 0.000000
Value 2: 0.000000
Value 3: 0.000000
Value 4: 0.000000
Value 5: 0.000000
Calibration Levels:

Level Name	Amount	Area	Height	ISTD Resp.	ISTD Amt.	# Replicates
1g	1.5000	19347.57	12421.75	0.0342	0.0150	1
1a	2.5000	29389.56	16962.35	0.0563	0.0250	1
1	5.0000	80876.75	49415.28	0.1412	0.0500	1
2	10.0000	142677.48	86075.89	0.2753	0.1000	1
3	25.0000	346292.81	201377.82	0.6343	0.2500	1
4	50.0000	679169.27	380585.00	1.2932	0.5000	1
5	75.0000	985138.42	544374.73	1.9172	0.7500	1
6	100.0000	1259703.96	703411.14	2.4638	1.0000	1

Average Calibration Factor = 2.531436 (%RSD = 7.98)

b-BHC

Component Type : Single Peak Component
Retention Time : 4.836 min Search Window: 0.50 s, 0.50 %
Reference Component: % TCMX
Find peak closest to expected RT in window
Internal Standard : Int Std
Use Average Calibration Factor (Area ratio / Amount ratio)
User Values:
Label :
Value 1: 0.000000
Value 2: 0.000000
Value 3: 0.000000
Value 4: 0.000000
Value 5: 0.000000
Calibration Levels:

Level Name	Amount	Area	Height	ISTD Resp.	ISTD Amt.	# Replicates
1	5.0000	31360.44	20354.66	0.0548	0.0500	1
2	10.0000	59393.32	36184.01	0.1146	0.1000	1
3	25.0000	150648.44	85137.43	0.2759	0.2500	1
4	50.0000	304485.44	162416.38	0.5798	0.5000	1
5	75.0000	432171.43	227574.83	0.8411	0.7500	1
6	100.0000	537341.20	289699.03	1.0510	1.0000	1

Average Calibration Factor = 1.112829 (%RSD = 3.50)

d-BHC

Component Type : Single Peak Component
Retention Time : 5.020 min Search Window: 0.50 s, 0.50 %
Reference Component: % TCMX
Find peak closest to expected RT in window
Internal Standard : Int Std
Use Average Calibration Factor (Area ratio / Amount ratio)
User Values:
Label :
Value 1: 0.000000
Value 2: 0.000000
Value 3: 0.000000
Value 4: 0.000000
Value 5: 0.000000
Calibration Levels:

Level Name	Amount	Area	Height	ISTD Resp.	ISTD Amt.	# Replicates
1	5.0000	90471.72	54306.85	0.1580	0.0500	1
2	10.0000	161428.07	96346.51	0.3115	0.1000	1
3	25.0000	391832.97	224827.07	0.7177	0.2500	1
4	50.0000	766546.78	427270.36	1.4595	0.5000	1
5	75.0000	1144919.67	611546.56	2.2281	0.7500	1
6	100.0000	1458257.36	781644.61	2.8522	1.0000	1

Average Calibration Factor = 2.981268 (%RSD = 4.31)

Heptachlor
Component Type : Single Peak Component
Retention Time : 5.232 min Search Window: 0.50 s, 0.50 %
Reference Component: % TCMX
Find peak closest to expected RT in window
Internal Standard : Int Std
Use Average Calibration Factor (Area ratio / Amount ratio)
User Values:
Label :
Value 1: 0.000000
Value 2: 0.000000
Value 3: 0.000000
Value 4: 0.000000
Value 5: 0.000000
Calibration Levels:

Level Name	Amount	Area	Height	ISTD Resp.	ISTD Amt.	# Replicates
1	5.0000	92122.86	51506.78	0.1609	0.0500	1
2	10.0000	158954.93	90183.18	0.3067	0.1000	1
3	25.0000	370808.59	206031.58	0.6792	0.2500	1
4	50.0000	710808.77	391003.10	1.3534	0.5000	1
5	75.0000	1031314.88	560134.03	2.0071	0.7500	1
6	100.0000	1317495.28	711881.32	2.5769	1.0000	1

Average Calibration Factor = 2.826858 (%RSD = 8.98)

Aldrin
Component Type : Single Peak Component
Retention Time : 5.547 min Search Window: 0.50 s, 0.50 %
Reference Component: % TCMX
Find peak closest to expected RT in window
Internal Standard : Int Std
Use Average Calibration Factor (Area ratio / Amount ratio)
User Values:
Label :
Value 1: 0.000000
Value 2: 0.000000

Value 3: 0.000000
Value 4: 0.000000
Value 5: 0.000000

Calibration Levels:

Level Name	Amount	Area	Height	ISTD Resp.	ISTD Amt.	# Replicates
1a	2.5000	36394.95	19718.56	0.0697	0.0250	1
1	5.0000	81814.16	47118.88	0.1429	0.0500	1
2	10.0000	139433.70	80236.51	0.2691	0.1000	1
3	25.0000	332186.36	188073.22	0.6085	0.2500	1
4	50.0000	648025.53	354853.21	1.2339	0.5000	1
5	75.0000	941484.61	512668.21	1.8322	0.7500	1
6	100.0000	1209316.97	656221.13	2.3653	1.0000	1

Average Calibration Factor = 2.577857 (%RSD = 7.61)

Heptachlor epoxide

Component Type : Single Peak Component
Retention Time : 6.201 min Search Window: 0.50 s, 0.50 %
Reference Component:
Find peak closest to expected RT in window
Internal Standard : Int Std
Use Average Calibration Factor (Area ratio / Amount ratio)
User Values:
Label :
Value 1: 0.000000
Value 2: 0.000000
Value 3: 0.000000
Value 4: 0.000000
Value 5: 0.000000

Calibration Levels:

Level Name	Amount	Area	Height	ISTD Resp.	ISTD Amt.	# Replicates
1	5.0000	80351.53	41833.04	0.1403	0.0500	1
2	10.0000	136172.66	71541.98	0.2628	0.1000	1
3	25.0000	316627.21	166884.64	0.5800	0.2500	1
4	50.0000	623293.71	317482.54	1.1868	0.5000	1
5	75.0000	887560.45	452502.36	1.7273	0.7500	1
6	100.0000	1136972.02	574448.73	2.2238	1.0000	1

Average Calibration Factor = 2.442348 (%RSD = 9.22)

g-Chlordane

Component Type : Single Peak Component
Retention Time : 6.343 min Search Window: 0.50 s, 0.50 %
Reference Component: Heptachlor epoxide
Find peak closest to expected RT in window
Internal Standard : Int Std
Use Average Calibration Factor (Area ratio / Amount ratio)
User Values:
Label :
Value 1: 0.000000
Value 2: 0.000000
Value 3: 0.000000
Value 4: 0.000000
Value 5: 0.000000

Calibration Levels:

Level Name	Amount	Area	Height	ISTD Resp.	ISTD Amt.	# Replicates
1a	2.5000	38734.17	15257.17	0.0742	0.0250	1
1	5.0000	79670.00	38056.19	0.1391	0.0500	1
2	10.0000	133733.47	69082.78	0.2581	0.1000	1
3	25.0000	323668.82	163116.02	0.5929	0.2500	1
4	50.0000	622324.37	310487.65	1.1849	0.5000	1
5	75.0000	824703.06	451154.23	1.7412	0.7500	1
6	100.0000	1145646.13	578454.68	2.2408	1.0000	1

Average Calibration Factor = 2.519010 (%RSD = 10.67)

a-Chlordane
Component Type : Single Peak Component
Retention Time : 6.490 min Search Window: 0.40 s, 0.30 %
Reference Component: Heptachlor epoxide
Find peak closest to expected RT in window
Internal Standard : Int Std
Use Average Calibration Factor (Area ratio / Amount ratio)
User Values:
Label :
Value 1: 0.000000
Value 2: 0.000000
Value 3: 0.000000
Value 4: 0.000000
Value 5: 0.000000
Calibration Levels:

Level Name	Amount	Area	Height	ISTD Resp.	ISTD Amt.	# Replicates
1a	2.5000	24945.24	14555.51	0.0478	0.0250	1
1	5.0000	66693.54	38238.44	0.1165	0.0500	1
2	10.0000	119624.59	66951.10	0.2308	0.1000	1
3	25.0000	289321.11	156075.75	0.5300	0.2500	1
4	50.0000	563578.53	298622.56	1.0731	0.5000	1
5	75.0000	830079.13	430064.48	1.6154	0.7500	1
6	100.0000	1061467.12	542629.86	2.0761	1.0000	1

Average Calibration Factor = 2.149131 (%RSD = 6.61)

4,4'-DDE
Component Type : Single Peak Component
Retention Time : 6.557 min Search Window: 0.50 s, 0.50 %
Reference Component: Heptachlor epoxide
Find largest peak in window
Internal Standard : Int Std
Use Average Calibration Factor (Area ratio / Amount ratio)
User Values:
Label :
Value 1: 0.000000
Value 2: 0.000000
Value 3: 0.000000
Value 4: 0.000000
Value 5: 0.000000
Calibration Levels:

Level Name	Amount	Area	Height	ISTD Resp.	ISTD Amt.	# Replicates
1a	2.5000	24703.93	14152.73	0.0473	0.0250	1
1	5.0000	64406.57	35864.71	0.1125	0.0500	1
2	10.0000	113546.28	62771.09	0.2191	0.1000	1
3	25.0000	276147.39	145795.64	0.5058	0.2500	1
4	50.0000	538055.14	278096.92	1.0245	0.5000	1
5	75.0000	799546.77	400780.90	1.5560	0.7500	1
6	100.0000	1023666.61	508095.59	2.0022	1.0000	1

Average Calibration Factor = 2.068771 (%RSD = 5.78)

Endosulfan I
Component Type : Single Peak Component
Retention Time : 6.659 min Search Window: 0.30 s, 0.30 %
Reference Component: Heptachlor epoxide
Find peak closest to expected RT in window
Internal Standard : Int Std

Use Average Calibration Factor (Area ratio / Amount ratio)
User Values:
Label :
Value 1: 0.000000
Value 2: 0.000000
Value 3: 0.000000
Value 4: 0.000000
Value 5: 0.000000
Calibration Levels:

Level Name	Amount	Area	Height	ISTD Resp.	ISTD Amt.	# Replicates
1	5.0000	69171.16	37432.25	0.1208	0.0500	1
2	10.0000	120893.66	65396.48	0.2333	0.1000	1
3	25.0000	284835.90	149890.60	0.5217	0.2500	1
4	50.0000	550627.95	283571.48	1.0484	0.5000	1
5	75.0000	817002.75	403035.96	1.5900	0.7500	1
6	100.0000	1043793.60	509590.53	2.0415	1.0000	1

Average Calibration Factor = 2.182304 (%RSD = 7.02)

Dieldrin
Component Type : Single Peak Component
Retention Time : 6.942 min Search Window: 0.50 s, 0.50 %
Reference Component: Heptachlor epoxide
Find largest peak in window
Internal Standard : Int Std
Use Average Calibration Factor (Area ratio / Amount ratio)
User Values:
Label :
Value 1: 0.000000
Value 2: 0.000000
Value 3: 0.000000
Value 4: 0.000000
Value 5: 0.000000
Calibration Levels:

Level Name	Amount	Area	Height	ISTD Resp.	ISTD Amt.	# Replicates
1g	1.5000	17220.38	9955.45	0.0304	0.0150	1
1a	2.5000	26812.09	14706.83	0.0513	0.0250	1
1	5.0000	66490.48	36717.89	0.1161	0.0500	1
2	10.0000	120334.00	64963.23	0.2322	0.1000	1
3	25.0000	293434.97	154068.45	0.5375	0.2500	1
4	50.0000	566062.03	288852.93	1.0778	0.5000	1
5	75.0000	848849.72	427018.45	1.6520	0.7500	1
6	100.0000	1075480.30	534948.41	2.1035	1.0000	1

Average Calibration Factor = 2.167244 (%RSD = 5.11)

Endrin Breakdown
Component Type : Named Group
Group Members:
Endrin
Endrin aldehyde
Endrin Ketone

Internal Standard : Int Std
Quantitation will be done using response factor = 1.000000e+06

Endrin
Component Type : Single Peak Component
Retention Time : 7.232 min Search Window: 0.30 s, 0.30 %
Reference Component:
Find largest peak in window

Internal Standard : Int Std
Use Average Calibration Factor (Area ratio / Amount ratio)
User Values:
Label :
Value 1: 0.000000
Value 2: 0.000000
Value 3: 0.000000
Value 4: 0.000000
Value 5: 0.000000
Calibration Levels:

Level Name	Amount	Area	Height	ISTD Resp.	ISTD Amt.	# Replicates
1	5.0000	57580.50	31011.85	0.1005	0.0500	1
2	10.0000	100371.69	54541.80	0.1937	0.1000	1
3	25.0000	239446.57	127543.96	0.4386	0.2500	1
4	50.0000	480672.33	246464.66	0.9152	0.5000	1
5	75.0000	713594.40	369984.94	1.3887	0.7500	1
6	100.0000	912600.02	466464.48	1.7849	1.0000	1

Average Calibration Factor = 1.861526 (%RSD = 5.17)

4,4'-DDD
Component Type : Single Peak Component
Retention Time : 7.278 min Search Window: 0.60 s, 0.50 %
Reference Component: Endrin
Find largest peak in window
Internal Standard : Int Std
Use Average Calibration Factor (Area ratio / Amount ratio)
User Values:
Label :
Value 1: 0.000000
Value 2: 0.000000
Value 3: 0.000000
Value 4: 0.000000
Value 5: 0.000000
Calibration Levels:

Level Name	Amount	Area	Height	ISTD Resp.	ISTD Amt.	# Replicates
1a	2.5000	17270.63	9729.42	0.0331	0.0250	1
1	5.0000	48010.08	25842.94	0.0838	0.0500	1
2	10.0000	87324.65	46190.27	0.1685	0.1000	1
3	25.0000	212540.49	109099.51	0.3893	0.2500	1
4	50.0000	419350.72	209138.35	0.7985	0.5000	1
5	75.0000	634655.13	303842.71	1.2351	0.7500	1
6	100.0000	805032.44	389739.27	1.5746	1.0000	1

Average Calibration Factor = 1.579993 (%RSD = 7.83)

Endosulfan II
Component Type : Single Peak Component
Retention Time : 7.502 min Search Window: 0.50 s, 0.50 %
Reference Component: Endrin
Find largest peak in window
Internal Standard : Int Std
Use Average Calibration Factor (Area ratio / Amount ratio)
User Values:
Label :
Value 1: 0.000000
Value 2: 0.000000
Value 3: 0.000000
Value 4: 0.000000
Value 5: 0.000000
Calibration Levels:

Level Name	Amount	Area	Height	ISTD Resp.	ISTD Amt.	# Replicates
1	5.0000	60581.18	32523.34	0.1058	0.0500	1
2	10.0000	106214.10	56736.81	0.2050	0.1000	1
3	25.0000	251362.92	130412.45	0.4604	0.2500	1
4	50.0000	493614.24	244900.18	0.9399	0.5000	1
5	75.0000	714093.67	352551.32	1.3897	0.7500	1
6	100.0000	907722.31	443756.04	1.7754	1.0000	1

Average Calibration Factor = 1.919172 (%RSD = 6.92)

DDT Breakdown
Component Type : Named Group
Group Members:
4,4'-DDE
4,4'-DDD
4,4'-DDT

Internal Standard : Int Std
Quantitation will be done using response factor = 1.000000e+06

4,4'-DDT
Component Type : Single Peak Component
Retention Time : 7.608 min Search Window: 0.75 s, 0.75 %
Reference Component: Endrin
Find largest peak in window
Internal Standard : Int Std
Use Average Calibration Factor (Area ratio / Amount ratio)
User Values:
Label :
Value 1: 0.000000
Value 2: 0.000000
Value 3: 0.000000
Value 4: 0.000000
Value 5: 0.000000
Calibration Levels:

Level Name	Amount	Area	Height	ISTD Resp.	ISTD Amt.	# Replicates
1a	2.5000	19461.90	10719.97	0.0373	0.0250	1
1	5.0000	49872.76	27322.75	0.0871	0.0500	1
2	10.0000	87264.48	47422.72	0.1684	0.1000	1
3	25.0000	212047.03	110922.26	0.3884	0.2500	1
4	50.0000	445961.31	218307.31	0.8491	0.5000	1
5	75.0000	639294.30	315469.63	1.2441	0.7500	1
6	100.0000	819451.19	401227.80	1.6028	1.0000	1

Average Calibration Factor = 1.632803 (%RSD = 5.41)

Endrin aldehyde
Component Type : Single Peak Component
Retention Time : 7.987 min Search Window: 0.50 s, 0.50 %
Reference Component: Endrin
Find largest peak in window
Internal Standard : Int Std
Use Average Calibration Factor (Area ratio / Amount ratio)
User Values:
Label :
Value 1: 0.000000
Value 2: 0.000000
Value 3: 0.000000
Value 4: 0.000000
Value 5: 0.000000
Calibration Levels:

Level Name	Amount	Area	Height	ISTD Resp.	ISTD Amt.	# Replicates
1	5.0000	48291.64	25809.18	0.0843	0.0500	1
2	10.0000	86264.35	45128.03	0.1665	0.1000	1
3	25.0000	201889.94	102169.35	0.3698	0.2500	1
4	50.0000	385384.80	194341.58	0.7338	0.5000	1
5	75.0000	563906.80	276313.12	1.0974	0.7500	1
6	100.0000	718827.45	350181.11	1.4059	1.0000	1

Average Calibration Factor = 1.527848 (%RSD = 7.68)

Methoxychlor

Component Type : Single Peak Component
Retention Time : 8.154 min Search Window: 0.30 s, 0.30 %
Reference Component: Endrin
Find largest peak in window
Internal Standard : Int Std
Use Average Calibration Factor (Area ratio / Amount ratio)
User Values:
Label :
Value 1: 0.000000
Value 2: 0.000000
Value 3: 0.000000
Value 4: 0.000000
Value 5: 0.000000
Calibration Levels:

Level Name	Amount	Area	Height	ISTD Resp.	ISTD Amt.	# Replicates
1	5.0000	25019.35	13873.98	0.0437	0.0500	1
2	10.0000	43816.51	23992.30	0.0846	0.1000	1
3	25.0000	103028.29	55385.66	0.1887	0.2500	1
4	50.0000	201616.43	103513.12	0.3839	0.5000	1
5	75.0000	295350.59	148400.09	0.5748	0.7500	1
6	100.0000	375944.78	186918.92	0.7353	1.0000	1

Average Calibration Factor = 0.790600 (%RSD = 7.01)

Mirex

Component Type : Single Peak Component
Retention Time : 8.364 min Search Window: 0.30 s, 0.30 %
Reference Component: Endrin
Find largest peak in window
Internal Standard : Int Std
Use Average Calibration Factor (Area ratio / Amount ratio)
User Values:
Label :
Value 1: 0.000000
Value 2: 0.000000
Value 3: 0.000000
Value 4: 0.000000
Value 5: 0.000000
Calibration Levels:

Level Name	Amount	Area	Height	ISTD Resp.	ISTD Amt.	# Replicates
1	5.0000	44243.17	24848.67	0.0773	0.0500	1
2	10.0000	74141.19	40627.66	0.1431	0.1000	1
3	25.0000	167236.16	87010.19	0.3063	0.2500	1
4	50.0000	316055.18	157491.30	0.6018	0.5000	1
5	75.0000	456444.22	222858.26	0.8883	0.7500	1
6	100.0000	571033.64	279051.58	1.1169	1.0000	1

Average Calibration Factor = 1.284322 (%RSD = 12.91)

Endosulfan sulfate

Component Type : Single Peak Component

Retention Time : 8.478 min Search Window: 0.50 s, 0.50 %
Reference Component: Endrin
Find largest peak in window
Internal Standard : Int Std
Use Average Calibration Factor (Area ratio / Amount ratio)
User Values:
Label :
Value 1: 0.000000
Value 2: 0.000000
Value 3: 0.000000
Value 4: 0.000000
Value 5: 0.000000
Calibration Levels:

Level Name	Amount	Area	Height	ISTD Resp.	ISTD Amt.	# Replicates
1	5.0000	49637.39	27631.11	0.0867	0.0500	1
2	10.0000	86407.19	47706.40	0.1667	0.1000	1
3	25.0000	200914.11	106961.33	0.3680	0.2500	1
4	50.0000	399668.85	201295.44	0.7610	0.5000	1
5	75.0000	584482.32	286318.69	1.1375	0.7500	1
6	100.0000	742771.71	358895.58	1.4528	1.0000	1

Average Calibration Factor = 1.560718 (%RSD = 7.26)

Endrin Ketone
Component Type : Single Peak Component
Retention Time : 8.797 min Search Window: 0.30 s, 0.30 %
Reference Component: Endrin
Find largest peak in window
Internal Standard : Int Std
Use Average Calibration Factor (Area ratio / Amount ratio)
User Values:
Label :
Value 1: 0.000000
Value 2: 0.000000
Value 3: 0.000000
Value 4: 0.000000
Value 5: 0.000000
Calibration Levels:

Level Name	Amount	Area	Height	ISTD Resp.	ISTD Amt.	# Replicates
1	5.0000	56316.30	30126.14	0.0983	0.0500	1
2	10.0000	99436.41	52395.08	0.1919	0.1000	1
3	25.0000	231746.24	116519.83	0.4245	0.2500	1
4	50.0000	439968.02	216973.18	0.8377	0.5000	1
5	75.0000	644930.38	311590.77	1.2551	0.7500	1
6	100.0000	813032.52	391792.63	1.5902	1.0000	1

Average Calibration Factor = 1.753770 (%RSD = 8.65)

% DCBP
Component Type : Single Peak Component
Retention Time : 9.800 min Search Window: 1.00 s, 1.00 %
Reference Component: Endrin
Find largest peak in window
Internal Standard : Int Std
Use Average Calibration Factor (Area ratio / Amount ratio)
User Values:
Label :
Value 1: 0.000000
Value 2: 0.000000
Value 3: 0.000000

Value 4: 0.000000
Value 5: 0.000000

Calibration Levels:

Level Name	Amount	Area	Height	ISTD Resp.	ISTD Amt.	# Replicates
1	20.0000	148131.89	74387.53	0.2587	0.2000	1
2	40.0000	248901.75	120590.17	0.4803	0.4000	1
3	60.0000	358215.74	168463.23	0.6561	0.6000	1
4	80.0000	458009.40	213086.53	0.8721	0.8000	1
5	100.0000	561441.97	256997.90	1.0926	1.0000	1
6	120.0000	652856.71	296323.02	1.2769	1.2000	1

Average Calibration Factor = 1.139074 (%RSD = 7.84)

Calibration Replicate Lists:

Component: Int Std

Level : 1

Area	Height	Vol Adj Amt	ISTD Response	ISTD Amount	Date/Time	File
572698.35	294570.27	100.0000	1.0000	1.0000	7/26/2017 01:48 PM	GEDIT.RS

Level : 1A

Area	Height	Vol Adj Amt	ISTD Response	ISTD Amount	Date/Time	File
522296.43	220415.40	100.0000	1.0000	1.0000	7/26/2017 01:48 PM	GEDIT.RS

Level : 1G

Area	Height	Vol Adj Amt	ISTD Response	ISTD Amount	Date/Time	File
565878.72	271664.45	100.0000	1.0000	1.0000	7/26/2017 01:48 PM	GEDIT.RS

Level : 2

Area	Height	Vol Adj Amt	ISTD Response	ISTD Amount	Date/Time	File
518213.57	270105.62	100.0000	1.0000	1.0000	7/26/2017 01:48 PM	GEDIT.RS

Level : 3

Area	Height	Vol Adj Amt	ISTD Response	ISTD Amount	Date/Time	File
545936.20	266400.47	100.0000	1.0000	1.0000	7/26/2017 01:48 PM	GEDIT.RS

Level : 4

Area	Height	Vol Adj Amt	ISTD Response	ISTD Amount	Date/Time	File
525198.63	267637.73	100.0000	1.0000	1.0000	7/26/2017 01:48 PM	GEDIT.RS

Level : 5

Area	Height	Vol Adj Amt	ISTD Response	ISTD Amount	Date/Time	File
513843.35	251275.00	100.0000	1.0000	1.0000	7/26/2017 01:48 PM	GEDIT.RS

Level : 6

Area	Height	Vol Adj Amt	ISTD Response	ISTD Amount	Date/Time	File
511277.41	267050.71	100.0000	1.0000	1.0000	7/26/2017 01:48 PM	GEDIT.RS

Component: % TCMX

Level : 1

Area	Height	Vol Adj Amt	ISTD Response	ISTD Amount	Date/Time	File
132600.48	76841.08	20.0000	0.2315	0.2000	7/26/2017 01:48 PM	GEDIT.RS

Level : 2

Area	Height	Vol Adj Amt	ISTD Response	ISTD Amount	Date/Time	File
223592.75	119852.00	40.0000	0.4315	0.4000	7/26/2017 01:48 PM	GEDIT.RS

Level : 3

Area	Height	Vol Adj Amt	ISTD Response	ISTD Amount	Date/Time	File
292225.86	163567.47	60.0000	0.5353	0.6000	7/26/2017 01:48 PM	GEDIT.RS

Level : 4

Area	Height	Vol Adj Amt	ISTD Response	ISTD Amount	Date/Time	File
370897.36	207071.62	80.0000	0.7062	0.8000	7/26/2017 01:48 PM	GEDIT.RS

Level : 5

Area	Height	Vol Adj Amt	ISTD Response	ISTD Amount	Date/Time	File
444489.94	241948.89	100.0000	0.8650	1.0000	7/26/2017 01:48 PM	GEDIT.RS

Level : 6

Area	Height	Vol Adj Amt	ISTD Response	ISTD Amount	Date/Time	File
516189.25	285104.45	120.0000	1.0096	1.2000	7/26/2017 01:48 PM	GEDIT.RS

Component: Hexachlorobenzene

Level : 1

Area	Height	Vol Adj Amt	ISTD Response	ISTD Amount	Date/Time	File
121345.60	66785.88	5.0000	0.2119	0.0500	7/26/2017 01:48 PM	GEDIT.RS

Level : 2

Area	Height	Vol Adj Amt	ISTD Response	ISTD Amount	Date/Time	File
192630.65	107866.49	10.0000	0.3717	0.1000	7/26/2017 01:48 PM	GEDIT.RS

Level : 3

Area	Height	Vol Adj Amt	ISTD Response	ISTD Amount	Date/Time	File
428871.16	228783.49	25.0000	0.7856	0.2500	7/26/2017 01:48 PM	GEDIT.RS

Level : 4

Area	Height	Vol Adj Amt	ISTD Response	ISTD Amount	Date/Time	File
781437.57	401629.65	50.0000	1.4879	0.5000	7/26/2017 01:48 PM	GEDIT.RS

Level : 5

Area	Height	Vol Adj Amt	ISTD Response	ISTD Amount	Date/Time	File
1096573.23	561667.11	75.0000	2.1341	0.7500	7/26/2017 01:48 PM	GEDIT.RS

Level : 6

Area	Height	Vol Adj Amt	ISTD Response	ISTD Amount	Date/Time	File
1378683.15	717377.88	100.0000	2.6965	1.0000	7/26/2017 01:48 PM	GEDIT.RS

Component: a-BHC

Level : 1a

Area	Height	Vol Adj Amt	ISTD Response	ISTD Amount	Date/Time	File
36108.70	19661.29	2.5000	0.0691	0.0250	7/26/2017 01:48 PM	GEDIT.RS

Level : 1

Area	Height	Vol Adj Amt	ISTD Response	ISTD Amount	Date/Time	File
90837.99	54290.04	5.0000	0.1586	0.0500	7/26/2017 01:48 PM	GEDIT.RS

Level : 2

Area	Height	Vol Adj Amt	ISTD Response	ISTD Amount	Date/Time	File
158161.49	94887.09	10.0000	0.3052	0.1000	7/26/2017 01:48 PM	GEDIT.RS

Level : 3

Area	Height	Vol Adj Amt	ISTD Response	ISTD Amount	Date/Time	File
383439.50	219729.36	25.0000	0.7024	0.2500	7/26/2017 01:48 PM	GEDIT.RS

Level : 4

Area	Height	Vol Adj Amt	ISTD Response	ISTD Amount	Date/Time	File
751261.08	418205.53	50.0000	1.4304	0.5000	7/26/2017 01:48 PM	GEDIT.RS

Level : 5

Area	Height	Vol Adj Amt	ISTD Response	ISTD Amount	Date/Time	File
1100682.10	599659.47	75.0000	2.1421	0.7500	7/26/2017 01:48 PM	GEDIT.RS

Level : 6

Area	Height	Vol Adj Amt	ISTD Response	ISTD Amount	Date/Time	File
1415669.47	778986.96	100.0000	2.7689	1.0000	7/26/2017 01:48 PM	GEDIT.RS

Component: g-BHC

Level : 1g

Area	Height	Vol Adj Amt	ISTD Response	ISTD Amount	Date/Time	File
19347.57	12421.75	1.5000	0.0342	0.0150	7/26/2017 01:48 PM	GEDIT.RS

Level : 1a

Area	Height	Vol Adj Amt	ISTD Response	ISTD Amount	Date/Time	File
29389.56	16962.35	2.5000	0.0563	0.0250	7/26/2017 01:48 PM	GEDIT.RS

Level : 1

Area	Height	Vol Adj Amt	ISTD Response	ISTD Amount	Date/Time	File
80876.75	49415.28	5.0000	0.1412	0.0500	7/26/2017 01:48 PM	GEDIT.RS

Level : 2

Area	Height	Vol Adj Amt	ISTD Response	ISTD Amount	Date/Time	File
142677.48	86075.89	10.0000	0.2753	0.1000	7/26/2017 01:48 PM	GEDIT.RS

Level : 3

Area	Height	Vol Adj Amt	ISTD Response	ISTD Amount	Date/Time	File
346292.81	201377.82	25.0000	0.6343	0.2500	7/26/2017 01:48 PM	GEDIT.RS

Level : 4

Area	Height	Vol Adj Amt	ISTD Response	ISTD Amount	Date/Time	File
679169.27	380585.00	50.0000	1.2932	0.5000	7/26/2017 01:48 PM	GEDIT.RS

Level : 5

Area	Height	Vol Adj Amt	ISTD Response	ISTD Amount	Date/Time	File
985138.42	544374.73	75.0000	1.9172	0.7500	7/26/2017 01:48 PM	GEDIT.RS

Level : 6

Area	Height	Vol Adj Amt	ISTD Response	ISTD Amount	Date/Time	File
1259703.96	703411.14	100.0000	2.4638	1.0000	7/26/2017 01:48 PM	GEDIT.RS

Component: b-BHC

Level : 1

Area	Height	Vol Adj Amt	ISTD Response	ISTD Amount	Date/Time	File
31360.44	20354.66	5.0000	0.0548	0.0500	7/26/2017 01:48 PM	GEDIT.RS

Level : 2

Area	Height	Vol Adj Amt	ISTD Response	ISTD Amount	Date/Time	File
59393.32	36184.01	10.0000	0.1146	0.1000	7/26/2017 01:48 PM	GEDIT.RS

Level : 3

Area	Height	Vol Adj Amt	ISTD Response	ISTD Amount	Date/Time	File
150648.44	85137.43	25.0000	0.2759	0.2500	7/26/2017 01:48 PM	GEDIT.RS

Level : 4

Area	Height	Vol Adj Amt	ISTD Response	ISTD Amount	Date/Time	File
304485.44	162416.38	50.0000	0.5798	0.5000	7/26/2017 01:48 PM	GEDIT.RS

Level : 5

Area	Height	Vol Adj Amt	ISTD Response	ISTD Amount	Date/Time	File
432171.43	227574.83	75.0000	0.8411	0.7500	7/26/2017 01:48 PM	GEDIT.RS

Level : 6

Area	Height	Vol Adj Amt	ISTD Response	ISTD Amount	Date/Time	File
537341.20	289699.03	100.0000	1.0510	1.0000	7/26/2017 01:48 PM	GEDIT.RS

Component: d-BHC

Level : 1

Area	Height	Vol Adj Amt	ISTD Response	ISTD Amount	Date/Time	File
90471.72	54306.85	5.0000	0.1580	0.0500	7/26/2017 01:48 PM	GEDIT.RS

Level : 2

Area	Height	Vol Adj Amt	ISTD Response	ISTD Amount	Date/Time	File
161428.07	96346.51	10.0000	0.3115	0.1000	7/26/2017 01:48 PM	GEDIT.RS

Level : 3

Area	Height	Vol Adj Amt	ISTD Response	ISTD Amount	Date/Time	File
391832.97	224827.07	25.0000	0.7177	0.2500	7/26/2017 01:48 PM	GEDIT.RS

Level : 4

Area	Height	Vol Adj Amt	ISTD Response	ISTD Amount	Date/Time	File
766546.78	427270.36	50.0000	1.4595	0.5000	7/26/2017 01:48 PM	GEDIT.RS

Level : 5

Area	Height	Vol Adj Amt	ISTD Response	ISTD Amount	Date/Time	File
1144919.67	611546.56	75.0000	2.2281	0.7500	7/26/2017 01:48 PM	GEDIT.RS

Level : 6

Area	Height	Vol Adj Amt	ISTD Response	ISTD Amount	Date/Time	File
1458257.36	781644.61	100.0000	2.8522	1.0000	7/26/2017 01:48 PM	GEDIT.RS

Component: Heptachlor

Level : 1

Area	Height	Vol Adj Amt	ISTD Response	ISTD Amount	Date/Time	File
92122.86	51506.78	5.0000	0.1609	0.0500	7/26/2017 01:48 PM	GEDIT.RS

Level : 2

Area	Height	Vol Adj Amt	ISTD Response	ISTD Amount	Date/Time	File
158954.93	90183.18	10.0000	0.3067	0.1000	7/26/2017 01:48 PM	GEDIT.RS

Level : 3

Area	Height	Vol Adj Amt	ISTD Response	ISTD Amount	Date/Time	File
370808.59	206031.58	25.0000	0.6792	0.2500	7/26/2017 01:48 PM	GEDIT.RS

Level : 4

Area	Height	Vol Adj Amt	ISTD Response	ISTD Amount	Date/Time	File

710808.77	391003.10	50.0000	1.3534	0.5000	7/26/2017	01:48 PM	GEDIT.RS

Level : 5

Area	Height	Vol Adj Amt	ISTD Response	ISTD Amount	Date/Time	File
1031314.88	560134.03	75.0000	2.0071	0.7500	7/26/2017 01:48 PM	GEDIT.RS

Level : 6

Area	Height	Vol Adj Amt	ISTD Response	ISTD Amount	Date/Time	File
1317495.28	711881.32	100.0000	2.5769	1.0000	7/26/2017 01:48 PM	GEDIT.RS

Component: Aldrin

Level : 1a

Area	Height	Vol Adj Amt	ISTD Response	ISTD Amount	Date/Time	File
36394.95	19718.56	2.5000	0.0697	0.0250	7/26/2017 01:48 PM	GEDIT.RS

Level : 1

Area	Height	Vol Adj Amt	ISTD Response	ISTD Amount	Date/Time	File
81814.16	47118.88	5.0000	0.1429	0.0500	7/26/2017 01:48 PM	GEDIT.RS

Level : 2

Area	Height	Vol Adj Amt	ISTD Response	ISTD Amount	Date/Time	File
139433.70	80236.51	10.0000	0.2691	0.1000	7/26/2017 01:48 PM	GEDIT.RS

Level : 3

Area	Height	Vol Adj Amt	ISTD Response	ISTD Amount	Date/Time	File
332186.36	188073.22	25.0000	0.6085	0.2500	7/26/2017 01:48 PM	GEDIT.RS

Level : 4

Area	Height	Vol Adj Amt	ISTD Response	ISTD Amount	Date/Time	File
648025.53	354853.21	50.0000	1.2339	0.5000	7/26/2017 01:48 PM	GEDIT.RS

Level : 5

Area	Height	Vol Adj Amt	ISTD Response	ISTD Amount	Date/Time	File
941484.61	512668.21	75.0000	1.8322	0.7500	7/26/2017 01:48 PM	GEDIT.RS

Level : 6

Area	Height	Vol Adj Amt	ISTD Response	ISTD Amount	Date/Time	File
1209316.97	656221.13	100.0000	2.3653	1.0000	7/26/2017 01:48 PM	GEDIT.RS

Component: Heptachlor epoxide

Level : 1

Area	Height	Vol Adj Amt	ISTD Response	ISTD Amount	Date/Time	File
80351.53	41833.04	5.0000	0.1403	0.0500	7/26/2017 01:48 PM	GEDIT.RS

Level : 2

Area	Height	Vol Adj Amt	ISTD Response	ISTD Amount	Date/Time	File
136172.66	71541.98	10.0000	0.2628	0.1000	7/26/2017 01:48 PM	GEDIT.RS

Level : 3

Area	Height	Vol Adj Amt	ISTD Response	ISTD Amount	Date/Time	File
316627.21	166884.64	25.0000	0.5800	0.2500	7/26/2017 01:48 PM	GEDIT.RS

Level : 4

Area	Height	Vol Adj Amt	ISTD Response	ISTD Amount	Date/Time	File
623293.71	317482.54	50.0000	1.1868	0.5000	7/26/2017 01:48 PM	GEDIT.RS

Level : 5

Area	Height	Vol Adj Amt	ISTD Response	ISTD Amount	Date/Time	File
887560.45	452502.36	75.0000	1.7273	0.7500	7/26/2017 01:48 PM	GEDIT.RS

Level : 6

Area	Height	Vol Adj Amt	ISTD Response	ISTD Amount	Date/Time	File
1136972.02	574448.73	100.0000	2.2238	1.0000	7/26/2017 01:48 PM	GEDIT.RS

Component: g-Chlordane

Level : 1a

Area	Height	Vol Adj Amt	ISTD Response	ISTD Amount	Date/Time	File
38734.17	15257.17	2.5000	0.0742	0.0250	7/26/2017 01:48 PM	GEDIT.RS

Level : 1

Area	Height	Vol Adj Amt	ISTD Response	ISTD Amount	Date/Time	File
79670.00	38056.19	5.0000	0.1391	0.0500	7/26/2017 01:48 PM	GEDIT.RS

Level : 2

Area	Height	Vol Adj Amt	ISTD Response	ISTD Amount	Date/Time	File
133733.47	69082.78	10.0000	0.2581	0.1000	7/26/2017 01:48 PM	GEDIT.RS

Level : 3

Area	Height	Vol Adj Amt	ISTD Response	ISTD Amount	Date/Time	File
323668.82	163116.02	25.0000	0.5929	0.2500	7/26/2017 01:48 PM	GEDIT.RS

Level : 4

Area	Height	Vol Adj Amt	ISTD Response	ISTD Amount	Date/Time	File
622324.37	310487.65	50.0000	1.1849	0.5000	7/26/2017 01:48 PM	GEDIT.RS

Level : 5

Area	Height	Vol Adj Amt	ISTD Response	ISTD Amount	Date/Time	File
894703.06	451154.29	75.0000	1.7412	0.7500	7/26/2017 01:48 PM	GEDIT.RS

Level : 6

Area	Height	Vol Adj Amt	ISTD Response	ISTD Amount	Date/Time	File
1145646.13	578454.68	100.0000	2.2408	1.0000	7/26/2017 01:48 PM	GEDIT.RS

Component: a-Chlordane

Level : 1a

Area	Height	Vol Adj Amt	ISTD Response	ISTD Amount	Date/Time	File
24945.24	14555.51	2.5000	0.0478	0.0250	7/26/2017 01:48 PM	GEDIT.RS

Level : 1

Area	Height	Vol Adj Amt	ISTD Response	ISTD Amount	Date/Time	File
66693.54	38238.44	5.0000	0.1165	0.0500	7/26/2017 01:48 PM	GEDIT.RS

Level : 2

Area	Height	Vol Adj Amt	ISTD Response	ISTD Amount	Date/Time	File
119624.59	66951.10	10.0000	0.2308	0.1000	7/26/2017 01:48 PM	GEDIT.RS

Level : 3

Area	Height	Vol Adj Amt	ISTD Response	ISTD Amount	Date/Time	File
289321.11	156075.75	25.0000	0.5300	0.2500	7/26/2017 01:48 PM	GEDIT.RS

Level : 4

Area	Height	Vol Adj Amt	ISTD Response	ISTD Amount	Date/Time	File
563578.53	298622.56	50.0000	1.0731	0.5000	7/26/2017 01:48 PM	GEDIT.RS

Level : 5

Area	Height	Vol Adj Amt	ISTD Response	ISTD Amount	Date/Time	File
830079.13	430064.48	75.0000	1.6154	0.7500	7/26/2017 01:48 PM	GEDIT.RS

Level : 6

Area	Height	Vol Adj Amt	ISTD Response	ISTD Amount	Date/Time	File
1061467.12	542629.86	100.0000	2.0761	1.0000	7/26/2017 01:48 PM	GEDIT.RS

Component: 4,4'-DDE

Level : 1a

Area	Height	Vol Adj Amt	ISTD Response	ISTD Amount	Date/Time	File
24703.93	14152.73	2.5000	0.0473	0.0250	7/26/2017 01:48 PM	GEDIT.RS

Level : 1

Area	Height	Vol Adj Amt	ISTD Response	ISTD Amount	Date/Time	File
64406.57	35864.71	5.0000	0.1125	0.0500	7/26/2017 01:48 PM	GEDIT.RS

Level : 2

Area	Height	Vol Adj Amt	ISTD Response	ISTD Amount	Date/Time	File
113546.28	62771.09	10.0000	0.2191	0.1000	7/26/2017 01:48 PM	GEDIT.RS

Level : 3

Area	Height	Vol Adj Amt	ISTD Response	ISTD Amount	Date/Time	File
276147.39	145795.64	25.0000	0.5058	0.2500	7/26/2017 01:48 PM	GEDIT.RS

Level : 4

Area	Height	Vol Adj Amt	ISTD Response	ISTD Amount	Date/Time	File
538055.14	278096.92	50.0000	1.0245	0.5000	7/26/2017 01:48 PM	GEDIT.RS

Level : 5

Area	Height	Vol Adj Amt	ISTD Response	ISTD Amount	Date/Time	File
799546.77	400780.90	75.0000	1.5560	0.7500	7/26/2017 01:48 PM	GEDIT.RS

Level : 6

Area	Height	Vol Adj Amt	ISTD Response	ISTD Amount	Date/Time	File
1023666.61	508095.59	100.0000	2.0022	1.0000	7/26/2017 01:48 PM	GEDIT.RS

Component: Endosulfan I

Level : 1

Area	Height	Vol Adj Amt	ISTD Response	ISTD Amount	Date/Time	File
69171.16	37432.25	5.0000	0.1208	0.0500	7/26/2017 01:48 PM	GEDIT.RS

Level : 2

Area	Height	Vol Adj Amt	ISTD Response	ISTD Amount	Date/Time	File
120893.66	65396.48	10.0000	0.2333	0.1000	7/26/2017 01:48 PM	GEDIT.RS

Level : 3

Area	Height	Vol Adj Amt	ISTD Response	ISTD Amount	Date/Time	File
284835.90	149890.60	25.0000	0.5217	0.2500	7/26/2017 01:48 PM	GEDIT.RS

Level : 4

Area	Height	Vol Adj Amt	ISTD Response	ISTD Amount	Date/Time	File
550627.95	283571.48	50.0000	1.0484	0.5000	7/26/2017 01:48 PM	GEDIT.RS

Level : 5

Area	Height	Vol Adj Amt	ISTD Response	ISTD Amount	Date/Time	File
817002.75	403035.96	75.0000	1.5900	0.7500	7/26/2017 01:48 PM	GEDIT.RS

Level : 6

Area	Height	Vol Adj Amt	ISTD Response	ISTD Amount	Date/Time	File
1043793.60	509590.53	100.0000	2.0415	1.0000	7/26/2017 01:48 PM	GEDIT.RS

Component: Dieldrin

Level : 1g

Area	Height	Vol Adj Amt	ISTD Response	ISTD Amount	Date/Time	File
17220.38	9955.45	1.5000	0.0304	0.0150	7/26/2017 01:48 PM	GEDIT.RS

Level : 1a

Area	Height	Vol Adj Amt	ISTD Response	ISTD Amount	Date/Time	File
26812.09	14706.83	2.5000	0.0513	0.0250	7/26/2017 01:48 PM	GEDIT.RS

Level : 1

Area	Height	Vol Adj Amt	ISTD Response	ISTD Amount	Date/Time	File
66490.48	36717.89	5.0000	0.1161	0.0500	7/26/2017 01:48 PM	GEDIT.RS

Level : 2

Area	Height	Vol Adj Amt	ISTD Response	ISTD Amount	Date/Time	File
120334.00	64963.23	10.0000	0.2322	0.1000	7/26/2017 01:48 PM	GEDIT.RS

Level : 3

Area	Height	Vol Adj Amt	ISTD Response	ISTD Amount	Date/Time	File
293434.97	154068.45	25.0000	0.5375	0.2500	7/26/2017 01:48 PM	GEDIT.RS

Level : 4

Area	Height	Vol Adj Amt	ISTD Response	ISTD Amount	Date/Time	File
566062.03	288852.93	50.0000	1.0778	0.5000	7/26/2017 01:48 PM	GEDIT.RS

Level : 5

Area	Height	Vol Adj Amt	ISTD Response	ISTD Amount	Date/Time	File
848849.72	427018.45	75.0000	1.6520	0.7500	7/26/2017 01:48 PM	GEDIT.RS

Level : 6

Area	Height	Vol Adj Amt	ISTD Response	ISTD Amount	Date/Time	File
1075480.30	534948.41	100.0000	2.1035	1.0000	7/26/2017 01:48 PM	GEDIT.RS

Component: Endrin Breakdown

This component has no calibration levels

Component: Endrin

Level : 1

Area	Height	Vol Adj Amt	ISTD Response	ISTD Amount	Date/Time	File
57580.50	31011.85	5.0000	0.1005	0.0500	7/26/2017 01:48 PM	GEDIT.RS

Level : 2

Area	Height	Vol Adj Amt	ISTD Response	ISTD Amount	Date/Time	File
100371.69	54541.80	10.0000	0.1937	0.1000	7/26/2017 01:48 PM	GEDIT.RS

Level : 3

Area	Height	Vol Adj Amt	ISTD Response	ISTD Amount	Date/Time	File
239446.57	127543.96	25.0000	0.4386	0.2500	7/26/2017 01:48 PM	GEDIT.RS

Level : 4

Area	Height	Vol Adj Amt	ISTD Response	ISTD Amount	Date/Time	File
480672.33	246464.66	50.0000	0.9152	0.5000	7/26/2017 01:48 PM	GEDIT.RS

Level : 5

Area	Height	Vol Adj Amt	ISTD Response	ISTD Amount	Date/Time	File
713594.40	369984.94	75.0000	1.3887	0.7500	7/26/2017 01:48 PM	GEDIT.RS

Level : 6

Area	Height	Vol Adj Amt	ISTD Response	ISTD Amount	Date/Time	File
912600.02	466464.48	100.0000	1.7849	1.0000	7/26/2017 01:48 PM	GEDIT.RS

Component: 4,4'-DDD

Level : 1a

Area	Height	Vol Adj Amt	ISTD Response	ISTD Amount	Date/Time	File
17270.63	9729.42	2.5000	0.0331	0.0250	7/26/2017 01:48 PM	GEDIT.RS

Level : 1

Area	Height	Vol Adj Amt	ISTD Response	ISTD Amount	Date/Time	File
48010.08	25842.94	5.0000	0.0838	0.0500	7/26/2017 01:48 PM	GEDIT.RS

Level : 2

Area	Height	Vol Adj Amt	ISTD Response	ISTD Amount	Date/Time	File
87324.65	46190.27	10.0000	0.1685	0.1000	7/26/2017 01:48 PM	GEDIT.RS

Level : 3

Area	Height	Vol Adj Amt	ISTD Response	ISTD Amount	Date/Time	File
212540.49	109099.51	25.0000	0.3893	0.2500	7/26/2017 01:48 PM	GEDIT.RS

Level : 4

Area	Height	Vol Adj Amt	ISTD Response	ISTD Amount	Date/Time	File
419350.72	209138.35	50.0000	0.7985	0.5000	7/26/2017 01:48 PM	GEDIT.RS

Level : 5

Area	Height	Vol Adj Amt	ISTD Response	ISTD Amount	Date/Time	File
634655.13	303842.71	75.0000	1.2351	0.7500	7/26/2017 01:48 PM	GEDIT.RS

Level : 6

Area	Height	Vol Adj Amt	ISTD Response	ISTD Amount	Date/Time	File
805032.44	389739.27	100.0000	1.5746	1.0000	7/26/2017 01:48 PM	GEDIT.RS

Component: Endosulfan II

Level : 1

Area	Height	Vol Adj Amt	ISTD Response	ISTD Amount	Date/Time	File
60581.18	32523.34	5.0000	0.1058	0.0500	7/26/2017 01:48 PM	GEDIT.RS

Level : 2

Area	Height	Vol Adj Amt	ISTD Response	ISTD Amount	Date/Time	File
106214.10	56736.81	10.0000	0.2050	0.1000	7/26/2017 01:48 PM	GEDIT.RS

Level : 3

Area	Height	Vol Adj Amt	ISTD Response	ISTD Amount	Date/Time	File
251362.92	130412.45	25.0000	0.4604	0.2500	7/26/2017 01:48 PM	GEDIT.RS

Level : 4

Area	Height	Vol Adj Amt	ISTD Response	ISTD Amount	Date/Time	File
493614.24	244900.18	50.0000	0.9399	0.5000	7/26/2017 01:48 PM	GEDIT.RS

Level : 5

Area	Height	Vol Adj Amt	ISTD Response	ISTD Amount	Date/Time	File
714093.67	352551.32	75.0000	1.3897	0.7500	7/26/2017 01:48 PM	GEDIT.RS

Level : 6

Area	Height	Vol Adj Amt	ISTD Response	ISTD Amount	Date/Time	File
907722.31	443756.04	100.0000	1.7754	1.0000	7/26/2017 01:48 PM	GEDIT.RS

Component: DDT Breakdown

This component has no calibration levels

Component: 4,4'-DDT

Level : 1a

Area	Height	Vol Adj Amt	ISTD Response	ISTD Amount	Date/Time	File
19461.90	10719.97	2.5000	0.0373	0.0250	7/26/2017 01:48 PM	GEDIT.RS

Level : 1

Area	Height	Vol Adj Amt	ISTD Response	ISTD Amount	Date/Time	File
49872.76	27322.75	5.0000	0.0871	0.0500	7/26/2017 01:48 PM	GEDIT.RS

Level : 2

Area	Height	Vol Adj Amt	ISTD Response	ISTD Amount	Date/Time	File
87264.48	47422.72	10.0000	0.1684	0.1000	7/26/2017 01:48 PM	GEDIT.RS

Level : 3

Area	Height	Vol Adj Amt	ISTD Response	ISTD Amount	Date/Time	File
212047.83	110922.26	25.0000	0.3884	0.2500	7/26/2017 01:48 PM	GEDIT.RS

Level : 4

Area	Height	Vol Adj Amt	ISTD Response	ISTD Amount	Date/Time	File
445961.31	218307.31	50.0000	0.8491	0.5000	7/26/2017 01:48 PM	GEDIT.RS

Level : 5

Area	Height	Vol Adj Amt	ISTD Response	ISTD Amount	Date/Time	File
639294.30	315469.63	75.0000	1.2441	0.7500	7/26/2017 01:48 PM	GEDIT.RS

Level : 6

Area	Height	Vol Adj Amt	ISTD Response	ISTD Amount	Date/Time	File
819451.19	401227.80	100.0000	1.6028	1.0000	7/26/2017 01:48 PM	GEDIT.RS

Component: Endrin aldehyde

Level : 1

Area	Height	Vol Adj Amt	ISTD Response	ISTD Amount	Date/Time	File
48291.64	25809.18	5.0000	0.0843	0.0500	7/26/2017 01:48 PM	GEDIT.RS

Level : 2

Area	Height	Vol Adj Amt	ISTD Response	ISTD Amount	Date/Time	File
86264.35	45128.03	10.0000	0.1665	0.1000	7/26/2017 01:48 PM	GEDIT.RS

Level : 3

Area	Height	Vol Adj Amt	ISTD Response	ISTD Amount	Date/Time	File
201889.94	102169.35	25.0000	0.3698	0.2500	7/26/2017 01:48 PM	GEDIT.RS

Level : 4

Area	Height	Vol Adj Amt	ISTD Response	ISTD Amount	Date/Time	File
385384.80	194341.58	50.0000	0.7338	0.5000	7/26/2017 01:48 PM	GEDIT.RS

Level : 5

Area	Height	Vol Adj Amt	ISTD Response	ISTD Amount	Date/Time	File
563906.80	276313.12	75.0000	1.0974	0.7500	7/26/2017 01:48 PM	GEDIT.RS

Level : 6

Area	Height	Vol Adj Amt	ISTD Response	ISTD Amount	Date/Time	File
718827.45	350181.11	100.0000	1.4059	1.0000	7/26/2017 01:48 PM	GEDIT.RS

Component: Methoxychlor

Level : 1

Area	Height	Vol Adj Amt	ISTD Response	ISTD Amount	Date/Time	File
25019.35	13873.98	5.0000	0.0437	0.0500	7/26/2017 01:48 PM	GEDIT.RS

Level : 2

Area	Height	Vol Adj Amt	ISTD Response	ISTD Amount	Date/Time	File
43816.51	23992.30	10.0000	0.0846	0.1000	7/26/2017 01:48 PM	GEDIT.RS

Level : 3

Area	Height	Vol Adj Amt	ISTD Response	ISTD Amount	Date/Time	File
103028.29	55385.66	25.0000	0.1887	0.2500	7/26/2017 01:48 PM	GEDIT.RS

Level : 4

Area	Height	Vol Adj Amt	ISTD Response	ISTD Amount	Date/Time	File
201616.43	103513.12	50.0000	0.3839	0.5000	7/26/2017 01:48 PM	GEDIT.RS

Level : 5

Area	Height	Vol Adj Amt	ISTD Response	ISTD Amount	Date/Time	File
295350.59	148400.09	75.0000	0.5748	0.7500	7/26/2017 01:48 PM	GEDIT.RS

Level : 6

Area	Height	Vol Adj Amt	ISTD Response	ISTD Amount	Date/Time	File
375944.78	186918.92	100.0000	0.7353	1.0000	7/26/2017 01:48 PM	GEDIT.RS

Component: Mirex

Level : 1

Area	Height	Vol Adj Amt	ISTD Response	ISTD Amount	Date/Time	File
44243.17	24848.67	5.0000	0.0773	0.0500	7/26/2017 01:48 PM	GEDIT.RS

Level : 2

Area	Height	Vol Adj Amt	ISTD Response	ISTD Amount	Date/Time	File
74141.19	40627.66	10.0000	0.1431	0.1000	7/26/2017 01:48 PM	GEDIT.RS

Level : 3

Area	Height	Vol Adj Amt	ISTD Response	ISTD Amount	Date/Time	File
167236.16	87010.19	25.0000	0.3063	0.2500	7/26/2017 01:48 PM	GEDIT.RS

Level : 4

Area	Height	Vol Adj Amt	ISTD Response	ISTD Amount	Date/Time	File
316055.18	157491.30	50.0000	0.6018	0.5000	7/26/2017 01:48 PM	GEDIT.RS

Level : 5

Area	Height	Vol Adj Amt	ISTD Response	ISTD Amount	Date/Time	File
456444.22	222858.26	75.0000	0.8883	0.7500	7/26/2017 01:48 PM	GEDIT.RS

Level : 6

Area	Height	Vol Adj Amt	ISTD Response	ISTD Amount	Date/Time	File
571033.64	279051.58	100.0000	1.1169	1.0000	7/26/2017 01:48 PM	GEDIT.RS

Component: Endosulfan sulfate

Level : 1

Area	Height	Vol Adj Amt	ISTD Response	ISTD Amount	Date/Time	File
49637.39	27631.11	5.0000	0.0867	0.0500	7/26/2017 01:48 PM	GEDIT.RS

Level : 2

Area	Height	Vol Adj Amt	ISTD Response	ISTD Amount	Date/Time	File
86407.19	47706.40	10.0000	0.1667	0.1000	7/26/2017 01:48 PM	GEDIT.RS

Level : 3

Area	Height	Vol Adj Amt	ISTD Response	ISTD Amount	Date/Time	File
200914.11	106961.33	25.0000	0.3680	0.2500	7/26/2017 01:48 PM	GEDIT.RS

Level : 4

Area	Height	Vol Adj Amt	ISTD Response	ISTD Amount	Date/Time	File
399668.85	201295.44	50.0000	0.7610	0.5000	7/26/2017 01:48 PM	GEDIT.RS

Level : 5

Area	Height	Vol Adj Amt	ISTD Response	ISTD Amount	Date/Time	File
584482.32	286318.69	75.0000	1.1375	0.7500	7/26/2017 01:48 PM	GEDIT.RS

Level : 6

Area	Height	Vol Adj Amt	ISTD Response	ISTD Amount	Date/Time	File
742771.71	358895.58	100.0000	1.4528	1.0000	7/26/2017 01:48 PM	GEDIT.RS

Component: Endrin Ketone

Level : 1

Area	Height	Vol Adj Amt	ISTD Response	ISTD Amount	Date/Time	File
56316.30	30126.14	5.0000	0.0983	0.0500	7/26/2017 01:48 PM	GEDIT.RS

Level : 2

Area	Height	Vol Adj Amt	ISTD Response	ISTD Amount	Date/Time	File
99436.41	52395.08	10.0000	0.1919	0.1000	7/26/2017 01:48 PM	GEDIT.RS

Level : 3

Area	Height	Vol Adj Amt	ISTD Response	ISTD Amount	Date/Time	File
231746.24	116519.83	25.0000	0.4245	0.2500	7/26/2017 01:48 PM	GEDIT.RS

Level : 4

Area	Height	Vol Adj Amt	ISTD Response	ISTD Amount	Date/Time	File
439968.02	216973.18	50.0000	0.8377	0.5000	7/26/2017 01:48 PM	GEDIT.RS

Level : 5

Area	Height	Vol Adj Amt	ISTD Response	ISTD Amount	Date/Time	File

644930.38	311590.77	75.0000	1.2551	0.7500	7/26/2017	01:48 PM	GEDIT.RS

Level : 6

Area	Height	Vol Adj Amt	ISTD Response	ISTD Amount	Date/Time	File
813032.52	391792.63	100.0000	1.5902	1.0000	7/26/2017 01:48 PM	GEDIT.RS

Component: % DCBP

Level : 1

Area	Height	Vol Adj Amt	ISTD Response	ISTD Amount	Date/Time	File
148131.89	74387.53	20.0000	0.2587	0.2000	7/26/2017 01:48 PM	GEDIT.RS

Level : 2

Area	Height	Vol Adj Amt	ISTD Response	ISTD Amount	Date/Time	File
248901.75	120590.17	40.0000	0.4803	0.4000	7/26/2017 01:48 PM	GEDIT.RS

Level : 3

Area	Height	Vol Adj Amt	ISTD Response	ISTD Amount	Date/Time	File
358215.74	168463.23	60.0000	0.6561	0.6000	7/26/2017 01:48 PM	GEDIT.RS

Level : 4

Area	Height	Vol Adj Amt	ISTD Response	ISTD Amount	Date/Time	File
458009.40	213086.53	80.0000	0.8721	0.8000	7/26/2017 01:48 PM	GEDIT.RS

Level : 5

Area	Height	Vol Adj Amt	ISTD Response	ISTD Amount	Date/Time	File
561441.97	256997.90	100.0000	1.0926	1.0000	7/26/2017 01:48 PM	GEDIT.RS

Level : 6

Area	Height	Vol Adj Amt	ISTD Response	ISTD Amount	Date/Time	File
652856.71	296323.02	120.0000	1.2769	1.2000	7/26/2017 01:48 PM	GEDIT.RS

Turbochrom Method File : E:\TC2017\ECD4\07-JUL\PS725BI.MTH
Created by : am on : 7/26/2017 01:39 PM
Edited by : cw on : 7/26/2017 01:44 PM
Description :

Number of Times Edited : 5
Number of Times Calibrated : 7517

Instrument Conditions :

Instrument Control Method:

Instrument name : AUTO4-DUAL_ECD

Channel Parameters:

Data will be collected from both channels

Channel A signal source: DetA		Channel B signal source: DetB	
Analog Output	: INT	Analog Output	: INT
Attenuation	: -3	Attenuation	: -4
Offset	: 5.0 mV	Offset	: 5.0 mV

Delay Time : 0.00 min.
Run Time : 16.39 min.
Sampling Rate : 1.5625 pts/s

Autosampler Method:

Injection Volume	: 1.0 µl	Pre-Sequence Washes	: 1
Injection Speed	: NORM	Sample Washes	: 2
Viscosity Delay	: 0	Sample Pumps	: 4
Waste Vial	: 1	Solvent A Washes	: 4

Carriers Parameters:

Carrier A control : Press - PSIG
Initial Setpoint : 0.0 Initial Hold : 0.00 min

Carrier B control : Flow - He
Initial Setpoint : 0.0 Initial Hold : 0.00 min

Auxiliary Pneumatic 1 :
Auxiliary Pneumatic 1 setpoint : 0
Auxiliary Pneumatic 2 :
Auxiliary Pneumatic 2 setpoint : 0
Auxiliary Pneumatic 3 :
Auxiliary Pneumatic 3 setpoint : 0
Auxiliary Pneumatic 4 :
Auxiliary Pneumatic 4 setpoint : 0

Valve configuration and settings:

Valve 1	: SPLIT OFF	Valve 2	: NONE
Valve 3	: NONE	Valve 4	: NONE
Valve 5	: NONE	Valve 6	: NONE

Detector Parameters:

Detector A : ECD		Detector B : ECD	
Range	: 1	Range	: 1
Time Constant	: 200	Time Constant	: 200

Autozero	: OFF	Autozero	: OFF
Ref Gas Flow	: 30.0 mL/m	Ref Gas Flow	: 30.0 mL/m
MkUp Gas Flow	: 0.0 mL/m	MkUp Gas Flow	: 0.0 mL/m

Heated Zones:

Injector A :
Injector A Setpoint : 250°
Injector B :
Injector B Setpoint : OFF
Detector A : 350°
Detector B : 350°
Auxiliary (NONE) : 0°

Oven Program:

Cryogenics : OFF
Initial Temp : 120° Maximum Temp : 350°
Initial Hold : 1.20 min Equilibration Time : 0.5 min
Ramp 1 : 27.8 °/min to 200°, hold for 0.00 min
Ramp 2 : 8.9 °/min to 230°, hold for 0.00 min
Ramp 3 : 18.2 °/min to 320°, hold for 4.00 min

Total Run Time : 16.39 min

Timed Events:

There are no timed events in the method

Real Time Plot Parameters :

Channel A -- Pages: 1 Offset: 0.000 mV Scale: 1000.000 mV
Channel B -- Pages: 1 Offset: 0.000 mV Scale: 1000.000 mV

Processing Parameters :

Bunch Factor : 1 points
Noise Threshold : 145 µV
Area Threshold : 724.00 µV

Peak Separation Criteria
Width Ratio : 0.200
Valley-to-Peak Ratio : 0.010

Exponential Skim Criteria
Peak Height Ratio : 5.000
Adjusted Height Ratio : 4.000
Valley Height Ratio : 3.000

Baseline Timed Events :

Event #1 - -P at 0.054
Event #2 - +P at 2.804
Event #3 - -P at 3.071
Event #4 - +P at 4.103
Event #5 - -P at 6.279
Event #6 - +P at 6.536
Event #7 - -P at 9.777
Event #8 - +P at 10.590
Event #9 - -P at 10.934

Annotated Replot Parameters :
No replot will be printed

Report Format files :
No report format files given

User Programs :
No user programs will be executed

Global Information :
Default Sample Volume : 1.000 ul
Quantitation Units :
Void Time : 0.000 min
Correct amounts during calibration : YES
Reject outliers during calibration : NO
An Internal Standard calibration will be used
Unknown peaks will be quantitated using a response factor of 1.000000e+06

Component Information :
Int Std
Component Type : Single Peak Component
Retention Time : 2.895 min Search Window: 1.00 s, 1.00 %
Reference Component:
Find peak closest to expected RT in window
Internal Standard :
Use Average Calibration Factor (Area ratio / Amount ratio)
User Values:
Label :
Value 1: 0.000000
Value 2: 0.000000
Value 3: 0.000000
Value 4: 0.000000
Value 5: 0.000000
Calibration Levels:

Level Name	Amount	Area	Height	ISTD Resp.	ISTD Amt.	# Replicates
1	100.0000	431979.98	202550.27	1.0000	1.0000	1
1A	100.0000	398554.33	145886.98	1.0000	1.0000	1
1G	100.0000	418393.66	187276.37	1.0000	1.0000	1
2	100.0000	390385.30	186664.68	1.0000	1.0000	1
3	100.0000	401698.71	185588.94	1.0000	1.0000	1
4	100.0000	395220.41	178503.89	1.0000	1.0000	1
5	100.0000	394034.14	172304.68	1.0000	1.0000	1
6	100.0000	390640.59	182906.79	1.0000	1.0000	1

Average Calibration Factor = 1.000000 (%RSD = 0.00)

% TCMX
Component Type : Single Peak Component
Retention Time : 4.199 min Search Window: 1.00 s, 1.00 %
Reference Component:
Find peak closest to expected RT in window
Internal Standard : Int Std
Use Average Calibration Factor (Area ratio / Amount ratio)
User Values:
Label :
Value 1: 0.000000
Value 2: 0.000000

Value 3: 0.000000
Value 4: 0.000000
Value 5: 0.000000

Calibration Levels:

Level Name	Amount	Area	Height	ISTD Resp.	ISTD Amt.	# Replicates
1	20.0000	98480.57	52272.52	0.2280	0.2000	1
2	40.0000	162824.76	86930.30	0.4171	0.4000	1
3	60.0000	232120.85	121055.68	0.5778	0.6000	1
4	80.0000	294697.41	151924.88	0.7457	0.8000	1
5	100.0000	358190.75	182962.89	0.9090	1.0000	1
6	120.0000	409640.85	212222.99	1.0486	1.2000	1

Average Calibration Factor = 0.976773 (%RSD = 10.06)

a-BHC

Component Type : Single Peak Component
Retention Time : 4.676 min Search Window: 0.50 s, 0.50 %
Reference Component: % TCMX
Find peak closest to expected RT in window
Internal Standard : Int Std
Use Average Calibration Factor (Area ratio / Amount ratio)
User Values:
Label :
Value 1: 0.000000
Value 2: 0.000000
Value 3: 0.000000
Value 4: 0.000000
Value 5: 0.000000

Calibration Levels:

Level Name	Amount	Area	Height	ISTD Resp.	ISTD Amt.	# Replicates
1a	2.5000	16397.55	9765.58	0.0411	0.0250	1
1	5.0000	44342.37	28753.40	0.1026	0.0500	1
2	10.0000	83106.72	52471.53	0.2129	0.1000	1
3	25.0000	217481.79	134542.82	0.5414	0.2500	1
4	50.0000	466789.63	284991.23	1.1811	0.5000	1
5	75.0000	715262.23	421643.07	1.8152	0.7500	1
6	100.0000	939462.76	558263.12	2.4049	1.0000	1

Average Calibration Factor = 2.168650 (%RSD = 12.56)

Hexachlorobenzene

Component Type : Single Peak Component
Retention Time : 4.730 min Search Window: 0.50 s, 0.50 %
Reference Component: % TCMX
Find peak closest to expected RT in window
Internal Standard : Int Std
Use Average Calibration Factor (Area ratio / Amount ratio)
User Values:
Label :
Value 1: 0.000000
Value 2: 0.000000
Value 3: 0.000000
Value 4: 0.000000
Value 5: 0.000000

Calibration Levels:

Level Name	Amount	Area	Height	ISTD Resp.	ISTD Amt.	# Replicates
1a	2.5000	32327.19	18089.79	0.0811	0.0250	1
1	5.0000	87320.93	50868.24	0.2021	0.0500	1
2	10.0000	156038.87	85945.12	0.3997	0.1000	1
3	25.0000	347205.81	188663.75	0.8643	0.2500	1
4	50.0000	669662.92	341650.45	1.6944	0.5000	1
5	75.0000	923573.12	472281.56	2.3439	0.7500	1
6	100.0000	1160969.68	598740.31	2.9720	1.0000	1

Average Calibration Factor = 3.461093 (%RSD = 11.97)

g-BHC

Component Type : Single Peak Component
Retention Time : 5.027 min Search Window: 0.50 s, 0.50 %
Reference Component: % TCMX
Find peak closest to expected RT in window
Internal Standard : Int Std
Use Average Calibration Factor (Area ratio / Amount ratio)
User Values:
Label :
Value 1: 0.000000
Value 2: 0.000000
Value 3: 0.000000
Value 4: 0.000000
Value 5: 0.000000
Calibration Levels:

Level Name	Amount	Area	Height	ISTD Resp.	ISTD Amt.	# Replicates
1g	1.5000	12627.54	7227.00	0.0302	0.0150	1
1a	2.5000	19212.42	10097.92	0.0482	0.0250	1
1	5.0000	47038.90	27717.08	0.1089	0.0500	1
2	10.0000	83993.68	49483.48	0.2152	0.1000	1
3	25.0000	215076.74	126799.90	0.5354	0.2500	1
4	50.0000	426729.64	242837.96	1.0797	0.5000	1
5	75.0000	673096.67	372228.71	1.7082	0.7500	1
6	100.0000	853374.04	472300.23	2.1846	1.0000	1

Average Calibration Factor = 2.129121 (%RSD = 5.12)

b-BHC

Component Type : Single Peak Component
Retention Time : 5.236 min Search Window: 0.50 s, 0.50 %
Reference Component: % TCMX
Find peak closest to expected RT in window
Internal Standard : Int Std
Use Average Calibration Factor (Area ratio / Amount ratio)
User Values:
Label :
Value 1: 0.000000
Value 2: 0.000000
Value 3: 0.000000
Value 4: 0.000000
Value 5: 0.000000
Calibration Levels:

Level Name	Amount	Area	Height	ISTD Resp.	ISTD Amt.	# Replicates
1a	2.5000	7984.22	4862.96	0.0200	0.0250	1
1	5.0000	26895.59	15725.98	0.0623	0.0500	1
2	10.0000	46102.10	26275.46	0.1181	0.1000	1
3	25.0000	108958.02	60656.75	0.2712	0.2500	1
4	50.0000	209931.97	115709.46	0.5312	0.5000	1
5	75.0000	306955.23	169162.83	0.7790	0.7500	1
6	100.0000	391875.17	216156.95	1.0032	1.0000	1

Average Calibration Factor = 1.059520 (%RSD = 13.36)

d-BHC

Component Type : Single Peak Component
Retention Time : 5.506 min Search Window: 0.50 s, 0.50 %
Reference Component: % TCMX
Find peak closest to expected RT in window
Internal Standard : Int Std

Use Average Calibration Factor (Area ratio / Amount ratio)
User Values:
Label :
Value 1: 0.000000
Value 2: 0.000000
Value 3: 0.000000
Value 4: 0.000000
Value 5: 0.000000
Calibration Levels:

Level Name	Amount	Area	Height	ISTD Resp.	ISTD Amt.	# Replicates
1	5.0000	60732.90	30895.40	0.1406	0.0500	1
2	10.0000	102752.03	55127.52	0.2632	0.1000	1
3	25.0000	256951.13	136620.24	0.6397	0.2500	1
4	50.0000	521452.97	287652.66	1.3194	0.5000	1
5	75.0000	790500.30	434041.07	2.0062	0.7500	1
6	100.0000	1018941.72	555041.95	2.6084	1.0000	1

Average Calibration Factor = 2.654105 (%RSD = 3.25)

Heptachlor
Component Type : Single Peak Component
Retention Time : 5.706 min Search Window: 0.50 s, 0.50 %
Reference Component: % TCMX
Find peak closest to expected RT in window
Internal Standard : Int Std
Use Average Calibration Factor (Area ratio / Amount ratio)
User Values:
Label :
Value 1: 0.000000
Value 2: 0.000000
Value 3: 0.000000
Value 4: 0.000000
Value 5: 0.000000
Calibration Levels:

Level Name	Amount	Area	Height	ISTD Resp.	ISTD Amt.	# Replicates
1	5.0000	64012.84	31233.23	0.1482	0.0500	1
2	10.0000	101909.84	54426.71	0.2610	0.1000	1
3	25.0000	248835.50	136157.96	0.6195	0.2500	1
4	50.0000	498470.90	272113.91	1.2612	0.5000	1
5	75.0000	751569.12	407768.72	1.9074	0.7500	1
6	100.0000	963559.90	520924.81	2.4666	1.0000	1

Average Calibration Factor = 2.597382 (%RSD = 7.19)

Aldrin
Component Type : Single Peak Component
Retention Time : 6.105 min Search Window: 0.50 s, 0.50 %
Reference Component: % TCMX
Find peak closest to expected RT in window
Internal Standard : Int Std
Use Average Calibration Factor (Area ratio / Amount ratio)
User Values:
Label :
Value 1: 0.000000
Value 2: 0.000000
Value 3: 0.000000
Value 4: 0.000000
Value 5: 0.000000
Calibration Levels:

Level Name	Amount	Area	Height	ISTD Resp.	ISTD Amt.	# Replicates

1a	2.5000	23044.72	12574.68	0.0578	0.0250	1
1	5.0000	52369.30	29296.09	0.1212	0.0500	1
2	10.0000	90840.78	50513.62	0.2327	0.1000	1
3	25.0000	220799.92	123232.04	0.5497	0.2500	1
4	50.0000	452858.40	250236.77	1.1458	0.5000	1
5	75.0000	684641.04	376153.00	1.7375	0.7500	1
6	100.0000	904343.52	483075.37	2.3150	1.0000	1

Average Calibration Factor = 2.312351 (%RSD = 2.86)

Heptachlor epoxide

Component Type : Single Peak Component
Retention Time : 6.638 min Search Window: 0.50 s, 0.50 %
Reference Component:
Find peak closest to expected RT in window
Internal Standard : Int Std
Use Average Calibration Factor (Area ratio / Amount ratio)
User Values:
Label :
Value 1: 0.000000
Value 2: 0.000000
Value 3: 0.000000
Value 4: 0.000000
Value 5: 0.000000
Calibration Levels:

Level Name	Amount	Area	Height	ISTD Resp.	ISTD Amt.	# Replicates
1	5.0000	50051.35	26271.58	0.1159	0.0500	1
2	10.0000	87600.74	45346.93	0.2244	0.1000	1
3	25.0000	210337.42	110380.85	0.5236	0.2500	1
4	50.0000	417307.85	216670.77	1.0559	0.5000	1
5	75.0000	642176.53	324636.44	1.6297	0.7500	1
6	100.0000	830358.82	418074.99	2.1256	1.0000	1

Average Calibration Factor = 2.177690 (%RSD = 4.00)

g-Chlordane

Component Type : Single Peak Component
Retention Time : 6.983 min Search Window: 0.50 s, 0.50 %
Reference Component: Heptachlor epoxide
Find peak closest to expected RT in window
Internal Standard : Int Std
Use Average Calibration Factor (Area ratio / Amount ratio)
User Values:
Label :
Value 1: 0.000000
Value 2: 0.000000
Value 3: 0.000000
Value 4: 0.000000
Value 5: 0.000000
Calibration Levels:

Level Name	Amount	Area	Height	ISTD Resp.	ISTD Amt.	# Replicates
1a	2.5000	24103.90	11402.48	0.0605	0.0250	1
1	5.0000	53800.27	26447.98	0.1245	0.0500	1
2	10.0000	91227.78	45278.92	0.2337	0.1000	1
3	25.0000	214571.83	108113.85	0.5342	0.2500	1
4	50.0000	432594.70	215492.61	1.0946	0.5000	1
5	75.0000	648255.87	320730.11	1.6452	0.7500	1
6	100.0000	840376.45	417322.47	2.1513	1.0000	1

Average Calibration Factor = 2.273927 (%RSD = 6.21)

a-Chlordane

Component Type : Single Peak Component

Retention Time : 7.096 min Search Window: 0.40 s, 0.30 %
Reference Component: Heptachlor epoxide
Find peak closest to expected RT in window
Internal Standard : Int Std
Use Average Calibration Factor (Area ratio / Amount ratio)
User Values:
Label :
Value 1: 0.000000
Value 2: 0.000000
Value 3: 0.000000
Value 4: 0.000000
Value 5: 0.000000
Calibration Levels:

Level Name	Amount	Area	Height	ISTD Resp.	ISTD Amt.	# Replicates
1a	2.5000	18573.48	10011.97	0.0466	0.0250	1
1	5.0000	45742.53	24542.45	0.1059	0.0500	1
2	10.0000	81775.01	43385.40	0.2095	0.1000	1
3	25.0000	198408.84	104464.36	0.4939	0.2500	1
4	50.0000	399604.66	211132.99	1.0111	0.5000	1
5	75.0000	605380.34	315100.49	1.5364	0.7500	1
6	100.0000	790629.07	408153.81	2.0239	1.0000	1

Average Calibration Factor = 2.020988 (%RSD = 4.15)

Endosulfan I
Component Type : Single Peak Component
Retention Time : 7.148 min Search Window: 0.30 s, 0.30 %
Reference Component: Heptachlor epoxide
Find peak closest to expected RT in window
Internal Standard : Int Std
Use Average Calibration Factor (Area ratio / Amount ratio)
User Values:
Label :
Value 1: 0.000000
Value 2: 0.000000
Value 3: 0.000000
Value 4: 0.000000
Value 5: 0.000000
Calibration Levels:

Level Name	Amount	Area	Height	ISTD Resp.	ISTD Amt.	# Replicates
1	5.0000	49961.43	23526.52	0.1157	0.0500	1
2	10.0000	86972.59	41687.12	0.2228	0.1000	1
3	25.0000	209977.55	100611.26	0.5227	0.2500	1
4	50.0000	421941.23	200249.48	1.0676	0.5000	1
5	75.0000	631411.72	300370.93	1.6024	0.7500	1
6	100.0000	806441.84	386612.67	2.0644	1.0000	1

Average Calibration Factor = 2.161350 (%RSD = 4.30)

4,4'-DDE
Component Type : Single Peak Component
Retention Time : 7.359 min Search Window: 0.50 s, 0.50 %
Reference Component: Heptachlor epoxide
Find largest peak in window
Internal Standard : Int Std
Use Average Calibration Factor (Area ratio / Amount ratio)
User Values:
Label :
Value 1: 0.000000
Value 2: 0.000000
Value 3: 0.000000

Value 4: 0.000000
Value 5: 0.000000

Calibration Levels:

Level Name	Amount	Area	Height	ISTD Resp.	ISTD Amt.	# Replicates
1a	2.5000	19258.33	9631.27	0.0483	0.0250	1
1	5.0000	44411.52	21884.64	0.1028	0.0500	1
2	10.0000	76044.11	38323.27	0.1948	0.1000	1
3	25.0000	182724.17	92197.17	0.4549	0.2500	1
4	50.0000	368359.85	186911.00	0.9320	0.5000	1
5	75.0000	552067.53	279078.60	1.4011	0.7500	1
6	100.0000	738202.35	360421.50	1.8897	1.0000	1

Average Calibration Factor = 1.911189 (%RSD = 4.04)

Dieldrin

Component Type : Single Peak Component
Retention Time : 7.512 min Search Window: 0.50 s, 0.50 %
Reference Component: Heptachlor epoxide
Find largest peak in window
Internal Standard : Int Std
Use Average Calibration Factor (Area ratio / Amount ratio)
User Values:
Label :
Value 1: 0.000000
Value 2: 0.000000
Value 3: 0.000000
Value 4: 0.000000
Value 5: 0.000000

Calibration Levels:

Level Name	Amount	Area	Height	ISTD Resp.	ISTD Amt.	# Replicates
1g	1.5000	8555.66	5211.23	0.0204	0.0150	1
1a	2.5000	13873.78	7984.78	0.0348	0.0250	1
1	5.0000	39752.52	22076.55	0.0920	0.0500	1
2	10.0000	74289.88	39579.84	0.1903	0.1000	1
3	25.0000	186986.64	98810.64	0.4655	0.2500	1
4	50.0000	392314.82	206551.24	0.9926	0.5000	1
5	75.0000	598419.35	311168.35	1.5187	0.7500	1
6	100.0000	794499.65	407265.68	2.0338	1.0000	1

Average Calibration Factor = 1.800645 (%RSD = 15.03)

Endrin Breakdown

Component Type : Named Group
Group Members:
Endrin
Endrin aldehyde
Endrin Ketone

Internal Standard : Int Std
Quantitation will be done using response factor = 1.000000e+06

Endrin

Component Type : Single Peak Component
Retention Time : 7.801 min Search Window: 0.50 s, 0.50 %
Reference Component:
Find largest peak in window
Internal Standard : Int Std
Use Average Calibration Factor (Area ratio / Amount ratio)
User Values:
Label :
Value 1: 0.000000

Value 2: 0.000000
Value 3: 0.000000
Value 4: 0.000000
Value 5: 0.000000

Calibration Levels:

Level Name	Amount	Area	Height	ISTD Resp.	ISTD Amt.	# Replicates
1	5.0000	45574.73	22584.10	0.1055	0.0500	1
2	10.0000	74172.53	38030.83	0.1900	0.1000	1
3	25.0000	177127.31	92037.46	0.4409	0.2500	1
4	50.0000	362433.67	184850.00	0.9170	0.5000	1
5	75.0000	545521.35	282153.39	1.3845	0.7500	1
6	100.0000	712813.97	363952.79	1.8247	1.0000	1

Average Calibration Factor = 1.879759 (%RSD = 6.43)

4,4'-DDD

Component Type : Single Peak Component
Retention Time : 8.023 min Search Window: 0.60 s, 0.50 %
Reference Component: Endrin
Find largest peak in window
Internal Standard : Int Std
Use Average Calibration Factor (Area ratio / Amount ratio)
User Values:
Label :
Value 1: 0.000000
Value 2: 0.000000
Value 3: 0.000000
Value 4: 0.000000
Value 5: 0.000000

Calibration Levels:

Level Name	Amount	Area	Height	ISTD Resp.	ISTD Amt.	# Replicates
1a	2.5000	13348.53	6467.33	0.0335	0.0250	1
1	5.0000	28441.35	14810.71	0.0658	0.0500	1
2	10.0000	47733.44	25631.48	0.1223	0.1000	1
3	25.0000	112761.04	60961.75	0.2807	0.2500	1
4	50.0000	229488.57	125996.91	0.5807	0.5000	1
5	75.0000	346736.80	189713.44	0.8800	0.7500	1
6	100.0000	454204.33	250127.52	1.1627	1.0000	1

Average Calibration Factor = 1.214197 (%RSD = 6.88)

Endosulfan II

Component Type : Single Peak Component
Retention Time : 8.080 min Search Window: 0.25 s, 0.25 %
Reference Component: Endrin
Find largest peak in window
Internal Standard : Int Std
Use Average Calibration Factor (Area ratio / Amount ratio)
User Values:
Label :
Value 1: 0.000000
Value 2: 0.000000
Value 3: 0.000000
Value 4: 0.000000
Value 5: 0.000000

Calibration Levels:

Level Name	Amount	Area	Height	ISTD Resp.	ISTD Amt.	# Replicates
1	5.0000	43259.06	22388.75	0.1001	0.0500	1
2	10.0000	77846.69	39142.54	0.1994	0.1000	1
3	25.0000	187083.00	93723.73	0.4657	0.2500	1
4	50.0000	361350.75	183412.70	0.9143	0.5000	1
5	75.0000	545980.02	269211.28	1.3805	0.7500	1

6	100.0000	699341.02	347532.95	1.7902	1.0000	1

Average Calibration Factor = 1.886561 (%RSD = 4.76)

Endrin aldehyde
Component Type : Single Peak Component
Retention Time : 8.247 min Search Window: 0.75 s, 0.75 %
Reference Component: Endrin
Find largest peak in window
Internal Standard : Int Std
Use Average Calibration Factor (Area ratio / Amount ratio)
User Values:
Label :
Value 1: 0.000000
Value 2: 0.000000
Value 3: 0.000000
Value 4: 0.000000
Value 5: 0.000000
Calibration Levels:

Level Name	Amount	Area	Height	ISTD Resp.	ISTD Amt.	# Replicates
1	5.0000	32397.23	17738.72	0.0750	0.0500	1
2	10.0000	58000.86	31104.58	0.1486	0.1000	1
3	25.0000	139839.12	74040.05	0.3481	0.2500	1
4	50.0000	288944.59	144134.36	0.7311	0.5000	1
5	75.0000	433313.47	214014.37	1.0997	0.7500	1
6	100.0000	561636.99	274307.24	1.4377	1.0000	1

Average Calibration Factor = 1.457388 (%RSD = 2.62)

DDT Breakdown
Component Type : Named Group
Group Members:
4,4'-DDE
4,4'-DDD
4,4'-DDT

Internal Standard : Int Std
Quantitation will be done using response factor = 1.000000e+06

4,4'-DDT
Component Type : Single Peak Component
Retention Time : 8.425 min Search Window: 0.75 s, 0.75 %
Reference Component: Endrin
Find largest peak in window
Internal Standard : Int Std
Use Average Calibration Factor (Area ratio / Amount ratio)
User Values:
Label :
Value 1: 0.000000
Value 2: 0.000000
Value 3: 0.000000
Value 4: 0.000000
Value 5: 0.000000
Calibration Levels:

Level Name	Amount	Area	Height	ISTD Resp.	ISTD Amt.	# Replicates
1a	2.5000	12064.19	5844.50	0.0303	0.0250	1
1	5.0000	29810.76	15306.98	0.0690	0.0500	1
2	10.0000	53244.41	28768.36	0.1364	0.1000	1
3	25.0000	132114.22	71564.53	0.3289	0.2500	1
4	50.0000	276000.99	147001.00	0.6890	0.5000	1
5	75.0000	415210.18	217383.14	1.0537	0.7500	1

6	100.0000	544398.45	284938.87	1.3936	1.0000	1

Average Calibration Factor = 1.349575 (%RSD = 5.01)

Endosulfan sulfate
Component Type : Single Peak Component
Retention Time : 8.545 min Search Window: 0.50 s, 0.50 %
Reference Component: Endrin
Find largest peak in window
Internal Standard : Int Std
Use Average Calibration Factor (Area ratio / Amount ratio)
User Values:
Label :
Value 1: 0.000000
Value 2: 0.000000
Value 3: 0.000000
Value 4: 0.000000
Value 5: 0.000000
Calibration Levels:

Level Name	Amount	Area	Height	ISTD Resp.	ISTD Amt.	# Replicates
1	5.0000	42934.06	22049.88	0.0994	0.0500	1
2	10.0000	76766.91	38721.12	0.1966	0.1000	1
3	25.0000	172768.87	90861.98	0.4301	0.2500	1
4	50.0000	339660.52	176876.08	0.8594	0.5000	1
5	75.0000	504586.40	254709.80	1.2806	0.7500	1
6	100.0000	645854.06	324429.63	1.6533	1.0000	1

Average Calibration Factor = 1.792364 (%RSD = 8.11)

Methoxychlor
Component Type : Single Peak Component
Retention Time : 9.033 min Search Window: 0.30 s, 0.30 %
Reference Component: Endrin
Find largest peak in window
Internal Standard : Int Std
Use Average Calibration Factor (Area ratio / Amount ratio)
User Values:
Label :
Value 1: 0.000000
Value 2: 0.000000
Value 3: 0.000000
Value 4: 0.000000
Value 5: 0.000000
Calibration Levels:

Level Name	Amount	Area	Height	ISTD Resp.	ISTD Amt.	# Replicates
1	5.0000	18350.50	9429.56	0.0425	0.0500	1
2	10.0000	32236.13	16655.60	0.0826	0.1000	1
3	25.0000	78444.72	39622.39	0.1953	0.2500	1
4	50.0000	154677.38	79434.00	0.3914	0.5000	1
5	75.0000	231198.06	117109.64	0.5867	0.7500	1
6	100.0000	297636.34	148811.54	0.7619	1.0000	1

Average Calibration Factor = 0.797245 (%RSD = 4.16)

Endrin Ketone
Component Type : Single Peak Component
Retention Time : 9.108 min Search Window: 0.30 s, 0.30 %
Reference Component: Endrin
Find largest peak in window
Internal Standard : Int Std
Use Average Calibration Factor (Area ratio / Amount ratio)

User Values:
Label :
Value 1: 0.000000
Value 2: 0.000000
Value 3: 0.000000
Value 4: 0.000000
Value 5: 0.000000

Calibration Levels:

Level Name	Amount	Area	Height	ISTD Resp.	ISTD Amt.	# Replicates
1	5.0000	44919.74	22069.00	0.1040	0.0500	1
2	10.0000	76787.36	38641.00	0.1967	0.1000	1
3	25.0000	180157.18	91400.36	0.4485	0.2500	1
4	50.0000	355706.56	177544.78	0.9000	0.5000	1
5	75.0000	535333.12	262183.32	1.3586	0.7500	1
6	100.0000	688711.83	334381.33	1.7630	1.0000	1

Average Calibration Factor = 1.869194 (%RSD = 6.72)

Mirex

Component Type : Single Peak Component
Retention Time : 9.668 min Search Window: 0.30 s, 0.30 %
Reference Component: Endrin
Find largest peak in window
Internal Standard : Int Std
Use Average Calibration Factor (Area ratio / Amount ratio)
User Values:
Label :
Value 1: 0.000000
Value 2: 0.000000
Value 3: 0.000000
Value 4: 0.000000
Value 5: 0.000000

Calibration Levels:

Level Name	Amount	Area	Height	ISTD Resp.	ISTD Amt.	# Replicates
1a	2.5000	13947.06	6729.00	0.0350	0.0250	1
1	5.0000	34637.43	16996.45	0.0802	0.0500	1
2	10.0000	57965.30	29318.40	0.1485	0.1000	1
3	25.0000	131683.26	66885.63	0.3278	0.2500	1
4	50.0000	249338.47	123372.50	0.6309	0.5000	1
5	75.0000	357310.28	177254.33	0.9068	0.7500	1
6	100.0000	455324.79	223133.80	1.1656	1.0000	1

Average Calibration Factor = 1.347990 (%RSD = 11.66)

% DCBP

Component Type : Single Peak Component
Retention Time : 10.714 min Search Window: 1.50 s, 0.50 %
Reference Component: Endrin
Find largest peak in window
Internal Standard : Int Std
Use Average Calibration Factor (Area ratio / Amount ratio)
User Values:
Label :
Value 1: 0.000000
Value 2: 0.000000
Value 3: 0.000000
Value 4: 0.000000
Value 5: 0.000000

Calibration Levels:

Level Name	Amount	Area	Height	ISTD Resp.	ISTD Amt.	# Replicates
1	20.0000	173689.47	81881.61	0.4021	0.2000	1

2	40.0000	296482.05	136495.93	0.7595	0.4000	1
3	60.0000	423008.85	194230.49	1.0531	0.6000	1
4	80.0000	553842.86	243507.01	1.4014	0.8000	1
5	100.0000	680977.66	298249.61	1.7282	1.0000	1
6	120.0000	785775.45	338607.69	2.0115	1.2000	1

Average Calibration Factor = 1.803381 (%RSD = 6.96)

Calibration Replicate Lists:

Component: Int Std

Level : 1

Area	Height	Vol Adj Amt	ISTD Response	ISTD Amount	Date/Time	File
431979.98	202550.27	100.0000	1.0000	1.0000	7/26/2017 01:41 PM	GEDIT.RS

Level : 1A

Area	Height	Vol Adj Amt	ISTD Response	ISTD Amount	Date/Time	File
398554.33	145886.98	100.0000	1.0000	1.0000	7/26/2017 01:41 PM	GEDIT.RS

Level : 1G

Area	Height	Vol Adj Amt	ISTD Response	ISTD Amount	Date/Time	File
418393.66	187276.37	100.0000	1.0000	1.0000	7/26/2017 01:41 PM	GEDIT.RS

Level : 2

Area	Height	Vol Adj Amt	ISTD Response	ISTD Amount	Date/Time	File
390385.30	186664.68	100.0000	1.0000	1.0000	7/26/2017 01:41 PM	GEDIT.RS

Level : 3

Area	Height	Vol Adj Amt	ISTD Response	ISTD Amount	Date/Time	File
401698.71	185588.94	100.0000	1.0000	1.0000	7/26/2017 01:41 PM	GEDIT.RS

Level : 4

Area	Height	Vol Adj Amt	ISTD Response	ISTD Amount	Date/Time	File
395220.41	178503.89	100.0000	1.0000	1.0000	7/26/2017 01:41 PM	GEDIT.RS

Level : 5

Area	Height	Vol Adj Amt	ISTD Response	ISTD Amount	Date/Time	File
394034.14	172304.68	100.0000	1.0000	1.0000	7/26/2017 01:41 PM	GEDIT.RS

Level : 6

Area	Height	Vol Adj Amt	ISTD Response	ISTD Amount	Date/Time	File
390640.59	182906.79	100.0000	1.0000	1.0000	7/26/2017 01:41 PM	GEDIT.RS

Component: % TCMX

Level : 1

Area	Height	Vol Adj Amt	ISTD Response	ISTD Amount	Date/Time	File
98480.57	52272.52	20.0000	0.2280	0.2000	7/26/2017 01:41 PM	GEDIT.RS

Level : 2

Area	Height	Vol Adj Amt	ISTD Response	ISTD Amount	Date/Time	File
162824.76	86930.30	40.0000	0.4171	0.4000	7/26/2017 01:41 PM	GEDIT.RS

Level : 3

Area	Height	Vol Adj Amt	ISTD Response	ISTD Amount	Date/Time	File
232120.85	121055.68	60.0000	0.5778	0.6000	7/26/2017 01:41 PM	GEDIT.RS

Level : 4

Area	Height	Vol Adj Amt	ISTD Response	ISTD Amount	Date/Time	File
294697.41	151924.88	80.0000	0.7457	0.8000	7/26/2017 01:41 PM	GEDIT.RS

Level : 5

Area	Height	Vol Adj Amt	ISTD Response	ISTD Amount	Date/Time	File
358190.75	182962.89	100.0000	0.9090	1.0000	7/26/2017 01:41 PM	GEDIT.RS

Level : 6

Area	Height	Vol Adj Amt	ISTD Response	ISTD Amount	Date/Time	File
409640.85	212222.99	120.0000	1.0486	1.2000	7/26/2017 01:41 PM	GEDIT.RS

Component: a-BHC

Level : 1a

Area	Height	Vol Adj Amt	ISTD Response	ISTD Amount	Date/Time	File
16397.55	9765.58	2.5000	0.0411	0.0250	7/26/2017 01:41 PM	GEDIT.RS

Level : 1

Area	Height	Vol Adj Amt	ISTD Response	ISTD Amount	Date/Time	File
44342.37	28753.40	5.0000	0.1026	0.0500	7/26/2017 01:41 PM	GEDIT.RS

Level : 2

Area	Height	Vol Adj Amt	ISTD Response	ISTD Amount	Date/Time	File
83106.72	52471.53	10.0000	0.2129	0.1000	7/26/2017 01:41 PM	GEDIT.RS

Level : 3

Area	Height	Vol Adj Amt	ISTD Response	ISTD Amount	Date/Time	File
217481.79	134542.82	25.0000	0.5414	0.2500	7/26/2017 01:41 PM	GEDIT.RS

Level : 4

Area	Height	Vol Adj Amt	ISTD Response	ISTD Amount	Date/Time	File
466789.63	284991.23	50.0000	1.1811	0.5000	7/26/2017 01:41 PM	GEDIT.RS

Level : 5

Area	Height	Vol Adj Amt	ISTD Response	ISTD Amount	Date/Time	File
715262.23	421643.07	75.0000	1.8152	0.7500	7/26/2017 01:41 PM	GEDIT.RS

Level : 6

Area	Height	Vol Adj Amt	ISTD Response	ISTD Amount	Date/Time	File
939462.76	558263.12	100.0000	2.4049	1.0000	7/26/2017 01:41 PM	GEDIT.RS

Component: Hexachlorobenzene

Level : 1a

Area	Height	Vol Adj Amt	ISTD Response	ISTD Amount	Date/Time	File
32327.19	18089.79	2.5000	0.0811	0.0250	7/26/2017 01:41 PM	GEDIT.RS

Level : 1

Area	Height	Vol Adj Amt	ISTD Response	ISTD Amount	Date/Time	File
87320.93	50868.24	5.0000	0.2021	0.0500	7/26/2017 01:41 PM	GEDIT.RS

Level : 2

Area	Height	Vol Adj Amt	ISTD Response	ISTD Amount	Date/Time	File
156038.87	85945.12	10.0000	0.3997	0.1000	7/26/2017 01:41 PM	GEDIT.RS

Level : 3

Area	Height	Vol Adj Amt	ISTD Response	ISTD Amount	Date/Time	File
347205.81	188663.75	25.0000	0.8643	0.2500	7/26/2017 01:41 PM	GEDIT.RS

Level : 4

Area	Height	Vol Adj Amt	ISTD Response	ISTD Amount	Date/Time	File
669662.92	341650.45	50.0000	1.6944	0.5000	7/26/2017 01:41 PM	GEDIT.RS

Level : 5

Area	Height	Vol Adj Amt	ISTD Response	ISTD Amount	Date/Time	File
923573.12	472281.56	75.0000	2.3439	0.7500	7/26/2017 01:41 PM	GEDIT.RS

Level : 6

Area	Height	Vol Adj Amt	ISTD Response	ISTD Amount	Date/Time	File
1160969.68	598740.31	100.0000	2.9720	1.0000	7/26/2017 01:41 PM	GEDIT.RS

Component: g-BHC

Level : 1g

Area	Height	Vol Adj Amt	ISTD Response	ISTD Amount	Date/Time	File
12627.54	7227.00	1.5000	0.0302	0.0150	7/26/2017 01:41 PM	GEDIT.RS

Level : 1a

Area	Height	Vol Adj Amt	ISTD Response	ISTD Amount	Date/Time	File
19212.42	10097.92	2.5000	0.0482	0.0250	7/26/2017 01:41 PM	GEDIT.RS

Level : 1

Area	Height	Vol Adj Amt	ISTD Response	ISTD Amount	Date/Time	File
47038.90	27717.08	5.0000	0.1089	0.0500	7/26/2017 01:41 PM	GEDIT.RS

Level : 2

Area	Height	Vol Adj Amt	ISTD Response	ISTD Amount	Date/Time	File
83993.68	49483.48	10.0000	0.2152	0.1000	7/26/2017 01:41 PM	GEDIT.RS

Level : 3

Area	Height	Vol Adj Amt	ISTD Response	ISTD Amount	Date/Time	File
215076.74	126799.90	25.0000	0.5354	0.2500	7/26/2017 01:41 PM	GEDIT.RS

Level : 4

Area	Height	Vol Adj Amt	ISTD Response	ISTD Amount	Date/Time	File
426729.64	242837.96	50.0000	1.0797	0.5000	7/26/2017 01:41 PM	GEDIT.RS

Level : 5

Area	Height	Vol Adj Amt	ISTD Response	ISTD Amount	Date/Time	File
673096.67	372228.71	75.0000	1.7082	0.7500	7/26/2017 01:41 PM	GEDIT.RS

Level : 6

Area	Height	Vol Adj Amt	ISTD Response	ISTD Amount	Date/Time	File
853374.04	472300.23	100.0000	2.1846	1.0000	7/26/2017 01:41 PM	GEDIT.RS

Component: b-BHC

Level : 1a

Area	Height	Vol Adj Amt	ISTD Response	ISTD Amount	Date/Time	File
7984.22	4862.96	2.5000	0.0200	0.0250	7/26/2017 01:41 PM	GEDIT.RS

Level : 1

Area	Height	Vol Adj Amt	ISTD Response	ISTD Amount	Date/Time	File
26895.59	15725.98	5.0000	0.0623	0.0500	7/26/2017 01:41 PM	GEDIT.RS

Level : 2

Area	Height	Vol Adj Amt	ISTD Response	ISTD Amount	Date/Time	File
46102.10	26275.46	10.0000	0.1181	0.1000	7/26/2017 01:41 PM	GEDIT.RS

Level : 3

Area	Height	Vol Adj Amt	ISTD Response	ISTD Amount	Date/Time	File
108958.02	60656.75	25.0000	0.2712	0.2500	7/26/2017 01:41 PM	GEDIT.RS

Level : 4

Area	Height	Vol Adj Amt	ISTD Response	ISTD Amount	Date/Time	File
209931.97	115709.46	50.0000	0.5312	0.5000	7/26/2017 01:41 PM	GEDIT.RS

Level : 5

Area	Height	Vol Adj Amt	ISTD Response	ISTD Amount	Date/Time		File
306955.23	169162.83	75.0000	0.7790	0.7500	7/26/2017	01:41 PM	GEDIT.RS

Level : 6

Area	Height	Vol Adj Amt	ISTD Response	ISTD Amount	Date/Time		File
391875.17	216156.95	100.0000	1.0032	1.0000	7/26/2017	01:41 PM	GEDIT.RS

Component: d-BHC

Level : 1

Area	Height	Vol Adj Amt	ISTD Response	ISTD Amount	Date/Time		File
60732.90	30895.40	5.0000	0.1406	0.0500	7/26/2017	01:41 PM	GEDIT.RS

Level : 2

Area	Height	Vol Adj Amt	ISTD Response	ISTD Amount	Date/Time		File
102752.03	55127.52	10.0000	0.2632	0.1000	7/26/2017	01:41 PM	GEDIT.RS

Level : 3

Area	Height	Vol Adj Amt	ISTD Response	ISTD Amount	Date/Time		File
256951.13	136620.24	25.0000	0.6397	0.2500	7/26/2017	01:41 PM	GEDIT.RS

Level : 4

Area	Height	Vol Adj Amt	ISTD Response	ISTD Amount	Date/Time		File
521452.97	287652.66	50.0000	1.3194	0.5000	7/26/2017	01:41 PM	GEDIT.RS

Level : 5

Area	Height	Vol Adj Amt	ISTD Response	ISTD Amount	Date/Time		File
790500.30	434041.07	75.0000	2.0062	0.7500	7/26/2017	01:41 PM	GEDIT.RS

Level : 6

Area	Height	Vol Adj Amt	ISTD Response	ISTD Amount	Date/Time		File
1018941.72	555041.95	100.0000	2.6084	1.0000	7/26/2017	01:41 PM	GEDIT.RS

Component: Heptachlor

Level : 1

Area	Height	Vol Adj Amt	ISTD Response	ISTD Amount	Date/Time		File
64012.84	31233.23	5.0000	0.1482	0.0500	7/26/2017	01:41 PM	GEDIT.RS

Level : 2

Area	Height	Vol Adj Amt	ISTD Response	ISTD Amount	Date/Time		File
101909.84	54426.71	10.0000	0.2610	0.1000	7/26/2017	01:41 PM	GEDIT.RS

Level : 3

Area	Height	Vol Adj Amt	ISTD Response	ISTD Amount	Date/Time		File

248835.50	136157.96	25.0000	0.6195	0.2500	7/26/2017	01:41 PM	GEDIT.RS

Level : 4

Area	Height	Vol Adj Amt	ISTD Response	ISTD Amount	Date/Time	File
498470.90	272113.91	50.0000	1.2612	0.5000	7/26/2017 01:41 PM	GEDIT.RS

Level : 5

Area	Height	Vol Adj Amt	ISTD Response	ISTD Amount	Date/Time	File
751569.12	407768.72	75.0000	1.9074	0.7500	7/26/2017 01:41 PM	GEDIT.RS

Level : 6

Area	Height	Vol Adj Amt	ISTD Response	ISTD Amount	Date/Time	File
963559.90	520924.81	100.0000	2.4666	1.0000	7/26/2017 01:41 PM	GEDIT.RS

Component: Aldrin

Level : 1a

Area	Height	Vol Adj Amt	ISTD Response	ISTD Amount	Date/Time	File
23044.72	12574.68	2.5000	0.0578	0.0250	7/26/2017 01:41 PM	GEDIT.RS

Level : 1

Area	Height	Vol Adj Amt	ISTD Response	ISTD Amount	Date/Time	File
52369.30	29296.09	5.0000	0.1212	0.0500	7/26/2017 01:41 PM	GEDIT.RS

Level : 2

Area	Height	Vol Adj Amt	ISTD Response	ISTD Amount	Date/Time	File
90840.78	50513.62	10.0000	0.2327	0.1000	7/26/2017 01:41 PM	GEDIT.RS

Level : 3

Area	Height	Vol Adj Amt	ISTD Response	ISTD Amount	Date/Time	File
220799.92	123232.04	25.0000	0.5497	0.2500	7/26/2017 01:41 PM	GEDIT.RS

Level : 4

Area	Height	Vol Adj Amt	ISTD Response	ISTD Amount	Date/Time	File
452858.40	250236.77	50.0000	1.1458	0.5000	7/26/2017 01:41 PM	GEDIT.RS

Level : 5

Area	Height	Vol Adj Amt	ISTD Response	ISTD Amount	Date/Time	File
684641.04	376153.00	75.0000	1.7375	0.7500	7/26/2017 01:41 PM	GEDIT.RS

Level : 6

Area	Height	Vol Adj Amt	ISTD Response	ISTD Amount	Date/Time	File
904343.52	483075.37	100.0000	2.3150	1.0000	7/26/2017 01:41 PM	GEDIT.RS

Component: Heptachlor epoxide

Level : 1

Area	Height	Vol Adj Amt	ISTD Response	ISTD Amount	Date/Time	File
50051.35	26271.58	5.0000	0.1159	0.0500	7/26/2017 01:41 PM	GEDIT.RS

Level : 2

Area	Height	Vol Adj Amt	ISTD Response	ISTD Amount	Date/Time	File
87600.74	45346.93	10.0000	0.2244	0.1000	7/26/2017 01:41 PM	GEDIT.RS

Level : 3

Area	Height	Vol Adj Amt	ISTD Response	ISTD Amount	Date/Time	File
210337.42	110380.85	25.0000	0.5236	0.2500	7/26/2017 01:41 PM	GEDIT.RS

Level : 4

Area	Height	Vol Adj Amt	ISTD Response	ISTD Amount	Date/Time	File
417307.85	216670.77	50.0000	1.0559	0.5000	7/26/2017 01:41 PM	GEDIT.RS

Level : 5

Area	Height	Vol Adj Amt	ISTD Response	ISTD Amount	Date/Time	File
642176.53	324636.44	75.0000	1.6297	0.7500	7/26/2017 01:41 PM	GEDIT.RS

Level : 6

Area	Height	Vol Adj Amt	ISTD Response	ISTD Amount	Date/Time	File
830358.82	418074.99	100.0000	2.1256	1.0000	7/26/2017 01:41 PM	GEDIT.RS

Component: g-Chlordane

Level : 1a

Area	Height	Vol Adj Amt	ISTD Response	ISTD Amount	Date/Time	File
24103.90	11402.48	2.5000	0.0605	0.0250	7/26/2017 01:41 PM	GEDIT.RS

Level : 1

Area	Height	Vol Adj Amt	ISTD Response	ISTD Amount	Date/Time	File
53800.27	26447.98	5.0000	0.1245	0.0500	7/26/2017 01:41 PM	GEDIT.RS

Level : 2

Area	Height	Vol Adj Amt	ISTD Response	ISTD Amount	Date/Time	File
91227.78	45278.92	10.0000	0.2337	0.1000	7/26/2017 01:41 PM	GEDIT.RS

Level : 3

Area	Height	Vol Adj Amt	ISTD Response	ISTD Amount	Date/Time	File
214571.83	108113.85	25.0000	0.5342	0.2500	7/26/2017 01:41 PM	GEDIT.RS

Level : 4

Area	Height	Vol Adj Amt	ISTD Response	ISTD Amount	Date/Time	File
432594.70	215492.61	50.0000	1.0946	0.5000	7/26/2017 01:41 PM	GEDIT.RS

Level : 5

Area	Height	Vol Adj Amt	ISTD Response	ISTD Amount	Date/Time	File
648255.87	320730.11	75.0000	1.6452	0.7500	7/26/2017 01:41 PM	GEDIT.RS

Level : 6

Area	Height	Vol Adj Amt	ISTD Response	ISTD Amount	Date/Time	File
840376.45	417322.47	100.0000	2.1513	1.0000	7/26/2017 01:41 PM	GEDIT.RS

Component: a-Chlordane

Level : 1a

Area	Height	Vol Adj Amt	ISTD Response	ISTD Amount	Date/Time	File
18573.48	10011.97	2.5000	0.0466	0.0250	7/26/2017 01:41 PM	GEDIT.RS

Level : 1

Area	Height	Vol Adj Amt	ISTD Response	ISTD Amount	Date/Time	File
45742.53	24542.45	5.0000	0.1059	0.0500	7/26/2017 01:41 PM	GEDIT.RS

Level : 2

Area	Height	Vol Adj Amt	ISTD Response	ISTD Amount	Date/Time	File
81775.01	43385.40	10.0000	0.2095	0.1000	7/26/2017 01:41 PM	GEDIT.RS

Level : 3

Area	Height	Vol Adj Amt	ISTD Response	ISTD Amount	Date/Time	File
198408.84	104464.36	25.0000	0.4939	0.2500	7/26/2017 01:41 PM	GEDIT.RS

Level : 4

Area	Height	Vol Adj Amt	ISTD Response	ISTD Amount	Date/Time	File
399604.66	211132.99	50.0000	1.0111	0.5000	7/26/2017 01:41 PM	GEDIT.RS

Level : 5

Area	Height	Vol Adj Amt	ISTD Response	ISTD Amount	Date/Time	File
605380.34	315100.49	75.0000	1.5364	0.7500	7/26/2017 01:41 PM	GEDIT.RS

Level : 6

Area	Height	Vol Adj Amt	ISTD Response	ISTD Amount	Date/Time	File
790629.07	408153.81	100.0000	2.0239	1.0000	7/26/2017 01:41 PM	GEDIT.RS

Component: Endosulfan I

Level : 1

Area	Height	Vol Adj Amt	ISTD Response	ISTD Amount	Date/Time	File
49961.43	23526.52	5.0000	0.1157	0.0500	7/26/2017 01:41 PM	GEDIT.RS

Level : 2

Area	Height	Vol Adj Amt	ISTD Response	ISTD Amount	Date/Time	File
86972.59	41687.12	10.0000	0.2228	0.1000	7/26/2017 01:41 PM	GEDIT.RS

Level : 3

Area	Height	Vol Adj Amt	ISTD Response	ISTD Amount	Date/Time	File
209977.55	100611.26	25.0000	0.5227	0.2500	7/26/2017 01:41 PM	GEDIT.RS

Level : 4

Area	Height	Vol Adj Amt	ISTD Response	ISTD Amount	Date/Time	File
421941.23	200249.48	50.0000	1.0676	0.5000	7/26/2017 01:41 PM	GEDIT.RS

Level : 5

Area	Height	Vol Adj Amt	ISTD Response	ISTD Amount	Date/Time	File
631411.72	300370.93	75.0000	1.6024	0.7500	7/26/2017 01:41 PM	GEDIT.RS

Level : 6

Area	Height	Vol Adj Amt	ISTD Response	ISTD Amount	Date/Time	File
806441.84	386612.67	100.0000	2.0644	1.0000	7/26/2017 01:41 PM	GEDIT.RS

Component: 4,4'-DDE

Level : 1a

Area	Height	Vol Adj Amt	ISTD Response	ISTD Amount	Date/Time	File
19258.33	9631.27	2.5000	0.0483	0.0250	7/26/2017 01:41 PM	GEDIT.RS

Level : 1

Area	Height	Vol Adj Amt	ISTD Response	ISTD Amount	Date/Time	File
44411.52	21884.64	5.0000	0.1028	0.0500	7/26/2017 01:41 PM	GEDIT.RS

Level : 2

Area	Height	Vol Adj Amt	ISTD Response	ISTD Amount	Date/Time	File
76044.11	38323.27	10.0000	0.1948	0.1000	7/26/2017 01:41 PM	GEDIT.RS

Level : 3

Area	Height	Vol Adj Amt	ISTD Response	ISTD Amount	Date/Time	File
182724.17	92197.17	25.0000	0.4549	0.2500	7/26/2017 01:41 PM	GEDIT.RS

Level : 4

Area	Height	Vol Adj Amt	ISTD Response	ISTD Amount	Date/Time	File
368359.85	186911.00	50.0000	0.9320	0.5000	7/26/2017 01:41 PM	GEDIT.RS

Level : 5

Area	Height	Vol Adj Amt	ISTD Response	ISTD Amount	Date/Time	File
552067.53	279078.60	75.0000	1.4011	0.7500	7/26/2017 01:41 PM	GEDIT.RS

Level : 6

Area	Height	Vol Adj Amt	ISTD Response	ISTD Amount	Date/Time	File
738202.35	360421.50	100.0000	1.8897	1.0000	7/26/2017 01:41 PM	GEDIT.RS

Component: Dieldrin

Level : 1g

Area	Height	Vol Adj Amt	ISTD Response	ISTD Amount	Date/Time	File
8555.66	5211.23	1.5000	0.0204	0.0150	7/26/2017 01:41 PM	GEDIT.RS

Level : 1a

Area	Height	Vol Adj Amt	ISTD Response	ISTD Amount	Date/Time	File
13873.78	7984.78	2.5000	0.0348	0.0250	7/26/2017 01:41 PM	GEDIT.RS

Level : 1

Area	Height	Vol Adj Amt	ISTD Response	ISTD Amount	Date/Time	File
39752.52	22076.55	5.0000	0.0920	0.0500	7/26/2017 01:41 PM	GEDIT.RS

Level : 2

Area	Height	Vol Adj Amt	ISTD Response	ISTD Amount	Date/Time	File
74289.88	39579.84	10.0000	0.1903	0.1000	7/26/2017 01:41 PM	GEDIT.RS

Level : 3

Area	Height	Vol Adj Amt	ISTD Response	ISTD Amount	Date/Time	File
186986.64	98810.64	25.0000	0.4655	0.2500	7/26/2017 01:41 PM	GEDIT.RS

Level : 4

Area	Height	Vol Adj Amt	ISTD Response	ISTD Amount	Date/Time	File
392314.82	206551.24	50.0000	0.9926	0.5000	7/26/2017 01:41 PM	GEDIT.RS

Level : 5

Area	Height	Vol Adj Amt	ISTD Response	ISTD Amount	Date/Time	File
598419.35	311168.35	75.0000	1.5187	0.7500	7/26/2017 01:41 PM	GEDIT.RS

Level : 6

Area	Height	Vol Adj Amt	ISTD Response	ISTD Amount	Date/Time	File
794499.65	407265.68	100.0000	2.0338	1.0000	7/26/2017 01:41 PM	GEDIT.RS

Component: Endrin Breakdown

This component has no calibration levels

Component: Endrin

Level : 1

Area	Height	Vol Adj Amt	ISTD Response	ISTD Amount	Date/Time	File
45574.73	22584.10	5.0000	0.1055	0.0500	7/26/2017 01:41 PM	GEDIT.RS

Level : 2

Area	Height	Vol Adj Amt	ISTD Response	ISTD Amount	Date/Time	File
74172.53	38030.83	10.0000	0.1900	0.1000	7/26/2017 01:41 PM	GEDIT.RS

Level : 3

Area	Height	Vol Adj Amt	ISTD Response	ISTD Amount	Date/Time	File
177127.31	92037.46	25.0000	0.4409	0.2500	7/26/2017 01:41 PM	GEDIT.RS

Level : 4

Area	Height	Vol Adj Amt	ISTD Response	ISTD Amount	Date/Time	File
362433.67	184850.00	50.0000	0.9170	0.5000	7/26/2017 01:41 PM	GEDIT.RS

Level : 5

Area	Height	Vol Adj Amt	ISTD Response	ISTD Amount	Date/Time	File
545521.35	282153.39	75.0000	1.3845	0.7500	7/26/2017 01:41 PM	GEDIT.RS

Level : 6

Area	Height	Vol Adj Amt	ISTD Response	ISTD Amount	Date/Time	File
712813.97	363952.79	100.0000	1.8247	1.0000	7/26/2017 01:41 PM	GEDIT.RS

Component: 4,4'-DDD

Level : 1a

Area	Height	Vol Adj Amt	ISTD Response	ISTD Amount	Date/Time	File
13348.53	6467.33	2.5000	0.0335	0.0250	7/26/2017 01:41 PM	GEDIT.RS

Level : 1

Area	Height	Vol Adj Amt	ISTD Response	ISTD Amount	Date/Time	File
28441.35	14810.71	5.0000	0.0658	0.0500	7/26/2017 01:41 PM	GEDIT.RS

Level : 2

Area	Height	Vol Adj Amt	ISTD Response	ISTD Amount	Date/Time	File
47733.44	25631.48	10.0000	0.1223	0.1000	7/26/2017 01:41 PM	GEDIT.RS

Level : 3

Area	Height	Vol Adj Amt	ISTD Response	ISTD Amount	Date/Time	File
112761.04	60961.75	25.0000	0.2807	0.2500	7/26/2017 01:41 PM	GEDIT.RS

Level : 4

Area	Height	Vol Adj Amt	ISTD Response	ISTD Amount	Date/Time	File
229488.57	125996.91	50.0000	0.5807	0.5000	7/26/2017 01:41 PM	GEDIT.RS

Level : 5

Area	Height	Vol Adj Amt	ISTD Response	ISTD Amount	Date/Time	File
346736.80	189713.44	75.0000	0.8800	0.7500	7/26/2017 01:41 PM	GEDIT.RS

Level : 6

Area	Height	Vol Adj Amt	ISTD Response	ISTD Amount	Date/Time	File
454204.33	250127.52	100.0000	1.1627	1.0000	7/26/2017 01:41 PM	GEDIT.RS

Component: Endosulfan II

Level : 1

Area	Height	Vol Adj Amt	ISTD Response	ISTD Amount	Date/Time	File
43259.06	22388.75	5.0000	0.1001	0.0500	7/26/2017 01:41 PM	GEDIT.RS

Level : 2

Area	Height	Vol Adj Amt	ISTD Response	ISTD Amount	Date/Time	File
77846.69	39142.54	10.0000	0.1994	0.1000	7/26/2017 01:41 PM	GEDIT.RS

Level : 3

Area	Height	Vol Adj Amt	ISTD Response	ISTD Amount	Date/Time	File
187083.00	93723.73	25.0000	0.4657	0.2500	7/26/2017 01:41 PM	GEDIT.RS

Level : 4

Area	Height	Vol Adj Amt	ISTD Response	ISTD Amount	Date/Time	File
361350.75	183412.70	50.0000	0.9143	0.5000	7/26/2017 01:41 PM	GEDIT.RS

Level : 5

Area	Height	Vol Adj Amt	ISTD Response	ISTD Amount	Date/Time	File
543966.02	269111.28	75.0000	1.3805	0.7500	7/26/2017 01:41 PM	GEDIT.RS

Level : 6

Area	Height	Vol Adj Amt	ISTD Response	ISTD Amount	Date/Time	File
699341.02	347532.95	100.0000	1.7902	1.0000	7/26/2017 01:41 PM	GEDIT.RS

Component: Endrin aldehyde

Level : 1

Area	Height	Vol Adj Amt	ISTD Response	ISTD Amount	Date/Time	File
32397.23	17738.72	5.0000	0.0750	0.0500	7/26/2017 01:41 PM	GEDIT.RS

Level : 2

Area	Height	Vol Adj Amt	ISTD Response	ISTD Amount	Date/Time	File
58000.86	31104.58	10.0000	0.1486	0.1000	7/26/2017 01:41 PM	GEDIT.RS

Level : 3

Area	Height	Vol Adj Amt	ISTD Response	ISTD Amount	Date/Time	File
139839.12	74040.05	25.0000	0.3481	0.2500	7/26/2017 01:41 PM	GEDIT.RS

Level : 4

Area	Height	Vol Adj Amt	ISTD Response	ISTD Amount	Date/Time	File
288944.59	144134.36	50.0000	0.7311	0.5000	7/26/2017 01:41 PM	GEDIT.RS

Level : 5

Area	Height	Vol Adj Amt	ISTD Response	ISTD Amount	Date/Time	File
433313.47	214014.37	75.0000	1.0997	0.7500	7/26/2017 01:41 PM	GEDIT.RS

Level : 6

Area	Height	Vol Adj Amt	ISTD Response	ISTD Amount	Date/Time	File
561636.99	274307.24	100.0000	1.4377	1.0000	7/26/2017 01:41 PM	GEDIT.RS

Component: DDT Breakdown

This component has no calibration levels

Component: 4,4'-DDT

Level : 1a

Area	Height	Vol Adj Amt	ISTD Response	ISTD Amount	Date/Time	File
12064.19	5844.50	2.5000	0.0303	0.0250	7/26/2017 01:41 PM	GEDIT.RS

Level : 1

Area	Height	Vol Adj Amt	ISTD Response	ISTD Amount	Date/Time	File
29810.76	15306.98	5.0000	0.0690	0.0500	7/26/2017 01:41 PM	GEDIT.RS

Level : 2

Area	Height	Vol Adj Amt	ISTD Response	ISTD Amount	Date/Time	File
53244.41	28768.36	10.0000	0.1364	0.1000	7/26/2017 01:41 PM	GEDIT.RS

Level : 3

Area	Height	Vol Adj Amt	ISTD Response	ISTD Amount	Date/Time	File
132114.22	71564.53	25.0000	0.3289	0.2500	7/26/2017 01:41 PM	GEDIT.RS

Level : 4

Area	Height	Vol Adj Amt	ISTD Response	ISTD Amount	Date/Time	File
272305.59	144937.69	50.0000	0.6890	0.5000	7/26/2017 01:41 PM	GEDIT.RS

Level : 5

Area	Height	Vol Adj Amt	ISTD Response	ISTD Amount	Date/Time	File
415210.18	217383.14	75.0000	1.0537	0.7500	7/26/2017 01:41 PM	GEDIT.RS

Level : 6

Area	Height	Vol Adj Amt	ISTD Response	ISTD Amount	Date/Time	File
544398.45	284938.87	100.0000	1.3936	1.0000	7/26/2017 01:41 PM	GEDIT.RS

Component: Endosulfan sulfate

Level : 1

Area	Height	Vol Adj Amt	ISTD Response	ISTD Amount	Date/Time	File
42934.06	22049.88	5.0000	0.0994	0.0500	7/26/2017 01:41 PM	GEDIT.RS

Level : 2

Area	Height	Vol Adj Amt	ISTD Response	ISTD Amount	Date/Time	File
76766.91	38721.12	10.0000	0.1966	0.1000	7/26/2017 01:41 PM	GEDIT.RS

Level : 3

Area	Height	Vol Adj Amt	ISTD Response	ISTD Amount	Date/Time	File
172768.87	90861.98	25.0000	0.4301	0.2500	7/26/2017 01:41 PM	GEDIT.RS

Level : 4

Area	Height	Vol Adj Amt	ISTD Response	ISTD Amount	Date/Time	File
339660.52	176876.08	50.0000	0.8594	0.5000	7/26/2017 01:41 PM	GEDIT.RS

Level : 5

Area	Height	Vol Adj Amt	ISTD Response	ISTD Amount	Date/Time	File
504586.40	254709.80	75.0000	1.2806	0.7500	7/26/2017 01:41 PM	GEDIT.RS

Level : 6

Area	Height	Vol Adj Amt	ISTD Response	ISTD Amount	Date/Time	File
645854.06	324429.63	100.0000	1.6533	1.0000	7/26/2017 01:41 PM	GEDIT.RS

Component: Methoxychlor

Level : 1

Area	Height	Vol Adj Amt	ISTD Response	ISTD Amount	Date/Time	File
18350.50	9429.56	5.0000	0.0425	0.0500	7/26/2017 01:41 PM	GEDIT.RS

Level : 2

Area	Height	Vol Adj Amt	ISTD Response	ISTD Amount	Date/Time	File
32236.13	16655.60	10.0000	0.0826	0.1000	7/26/2017 01:41 PM	GEDIT.RS

Level : 3

Area	Height	Vol Adj Amt	ISTD Response	ISTD Amount	Date/Time	File
78444.72	39622.39	25.0000	0.1953	0.2500	7/26/2017 01:41 PM	GEDIT.RS

Level : 4

Area	Height	Vol Adj Amt	ISTD Response	ISTD Amount	Date/Time	File
154677.38	79434.00	50.0000	0.3914	0.5000	7/26/2017 01:41 PM	GEDIT.RS

Level : 5

Area	Height	Vol Adj Amt	ISTD Response	ISTD Amount	Date/Time	File
231198.06	117109.64	75.0000	0.5867	0.7500	7/26/2017 01:41 PM	GEDIT.RS

Level : 6

Area	Height	Vol Adj Amt	ISTD Response	ISTD Amount	Date/Time	File
297636.34	148811.54	100.0000	0.7619	1.0000	7/26/2017 01:41 PM	GEDIT.RS

Component: Endrin Ketone

Level : 1

Area	Height	Vol Adj Amt	ISTD Response	ISTD Amount	Date/Time	File
44919.74	22069.00	5.0000	0.1040	0.0500	7/26/2017 01:41 PM	GEDIT.RS

Level : 2

Area	Height	Vol Adj Amt	ISTD Response	ISTD Amount	Date/Time	File
76787.36	38641.00	10.0000	0.1967	0.1000	7/26/2017 01:41 PM	GEDIT.RS

Level : 3

Area	Height	Vol Adj Amt	ISTD Response	ISTD Amount	Date/Time	File
180157.18	91400.36	25.0000	0.4485	0.2500	7/26/2017 01:41 PM	GEDIT.RS

Level : 4

Area	Height	Vol Adj Amt	ISTD Response	ISTD Amount	Date/Time	File
355706.56	177544.78	50.0000	0.9000	0.5000	7/26/2017 01:41 PM	GEDIT.RS

Level : 5

Area	Height	Vol Adj Amt	ISTD Response	ISTD Amount	Date/Time	File
535333.12	262183.32	75.0000	1.3586	0.7500	7/26/2017 01:41 PM	GEDIT.RS

Level : 6

Area	Height	Vol Adj Amt	ISTD Response	ISTD Amount	Date/Time	File
688711.83	334381.33	100.0000	1.7630	1.0000	7/26/2017 01:41 PM	GEDIT.RS

Component: Mirex

Level : 1a

Area	Height	Vol Adj Amt	ISTD Response	ISTD Amount	Date/Time	File
13947.06	6729.00	2.5000	0.0350	0.0250	7/26/2017 01:41 PM	GEDIT.RS

Level : 1

Area	Height	Vol Adj Amt	ISTD Response	ISTD Amount	Date/Time	File
34637.43	16996.45	5.0000	0.0802	0.0500	7/26/2017 01:41 PM	GEDIT.RS

Level : 2

Area	Height	Vol Adj Amt	ISTD Response	ISTD Amount	Date/Time	File
57965.30	29318.40	10.0000	0.1485	0.1000	7/26/2017 01:41 PM	GEDIT.RS

Level : 3

Area	Height	Vol Adj Amt	ISTD Response	ISTD Amount	Date/Time		File
131683.26	66885.63	25.0000	0.3278	0.2500	7/26/2017	01:41 PM	GEDIT.RS

Level : 4

Area	Height	Vol Adj Amt	ISTD Response	ISTD Amount	Date/Time		File
249338.47	123372.50	50.0000	0.6309	0.5000	7/26/2017	01:41 PM	GEDIT.RS

Level : 5

Area	Height	Vol Adj Amt	ISTD Response	ISTD Amount	Date/Time		File
357310.28	177254.33	75.0000	0.9068	0.7500	7/26/2017	01:41 PM	GEDIT.RS

Level : 6

Area	Height	Vol Adj Amt	ISTD Response	ISTD Amount	Date/Time		File
455324.79	223133.80	100.0000	1.1656	1.0000	7/26/2017	01:41 PM	GEDIT.RS

Component: % DCBP

Level : 1

Area	Height	Vol Adj Amt	ISTD Response	ISTD Amount	Date/Time		File
173689.47	81881.61	20.0000	0.4021	0.2000	7/26/2017	01:41 PM	GEDIT.RS

Level : 2

Area	Height	Vol Adj Amt	ISTD Response	ISTD Amount	Date/Time		File
296482.05	136495.93	40.0000	0.7595	0.4000	7/26/2017	01:41 PM	GEDIT.RS

Level : 3

Area	Height	Vol Adj Amt	ISTD Response	ISTD Amount	Date/Time		File
423008.85	194230.49	60.0000	1.0531	0.6000	7/26/2017	01:41 PM	GEDIT.RS

Level : 4

Area	Height	Vol Adj Amt	ISTD Response	ISTD Amount	Date/Time		File
553842.86	243507.01	80.0000	1.4014	0.8000	7/26/2017	01:41 PM	GEDIT.RS

Level : 5

Area	Height	Vol Adj Amt	ISTD Response	ISTD Amount	Date/Time		File
680977.66	298249.61	100.0000	1.7282	1.0000	7/26/2017	01:41 PM	GEDIT.RS

Level : 6

Area	Height	Vol Adj Amt	ISTD Response	ISTD Amount	Date/Time		File
785775.45	338607.69	120.0000	2.0115	1.2000	7/26/2017	01:41 PM	GEDIT.RS

Client Id: Initial Calibration

Software Version: 4.1<1L22>
Date: 7/26/2017 01:54 PM
Sample Name : t mix 6;16f
Data File : E:\TC2017\ECD4\07-JUL\725A032.RAW Date: 7/25/2017 09:20 PM
Sequence File: E:\TC2017\ECD4\07-JUL\PEST_SEQ.SEQ Cycle: 523 Channel : A
Instrument : AUTO4-DUAL_ECD Rack/Vial: 0/19 Operator: cw
Sample Amount : 1.0000 Dilution Factor : 1.00

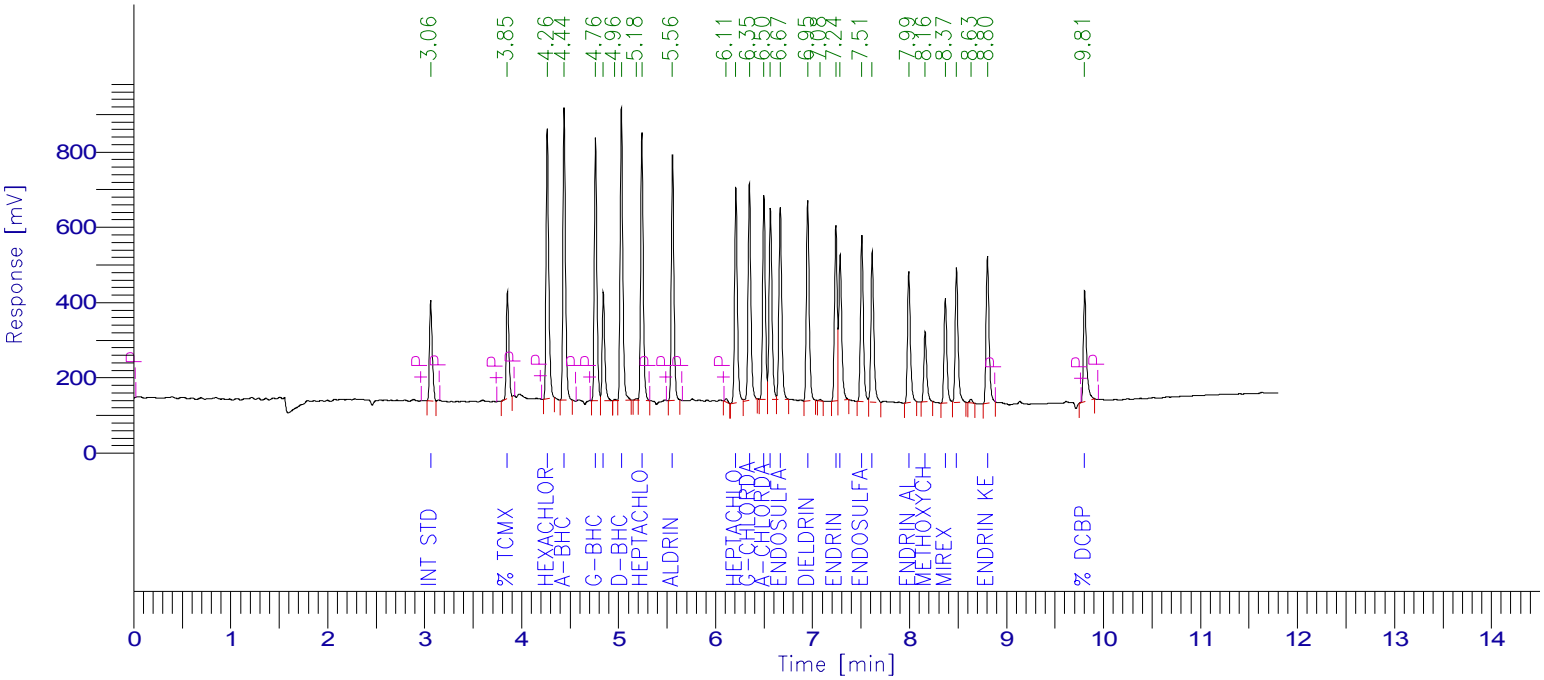

PESTICIDE REPORT

Peak #	Time [min]	Component Name	Raw Amount	Surrogate Recovery TCMX & DCBP	Multiplier	Adjusted Amount for Labowrks	Area [µV·s]
1	3.062	Int Std	100.0000	250.0000	1.0000	100.0000	511277.41
2	3.853	% TCMX	105.9473	264.8682	1.0000	105.9473	516189.25
3	4.264	Hexachlorobenzene	82.4846	206.2115	1.0000	82.4846	1378683.15
4	4.438	a-BHC	95.5497	238.8743	1.0000	95.5497	1415669.47
5	4.761	g-BHC	97.3296	243.3240	1.0000	97.3296	1259703.96
6	4.843	b-BHC	94.4420	236.1050	1.0000	94.4420	537341.20
8	5.028	d-BHC	95.6702	239.1754	1.0000	95.6702	1458257.36
10	5.240	Heptachlor	91.1567	227.8917	1.0000	91.1567	1317495.28
11	5.556	Aldrin	91.7539	229.3848	1.0000	91.7539	1209316.97
13	6.209	Heptachlor epoxide	91.0512	227.6279	1.0000	91.0512	1136972.02
14	6.348	g-Chlordane	88.9537	222.3842	1.0000	88.9537	1145646.13
15	6.499	a-Chlordane	96.6022	241.5055	1.0000	96.6022	1061467.12
16	6.566	4,4'-DDE	96.7809	241.9521	1.0000	96.7809	1023666.61
17	6.667	Endosulfan I	93.5498	233.8744	1.0000	93.5498	1043793.60
18	6.950	Dieldrin	97.0595	242.6488	1.0000	97.0595	1075480.30
20	7.240	Endrin	95.8859	239.7148	1.0000	95.8859	912600.02
21	7.285	4,4'-DDD	99.6556	249.1389	1.0000	99.6556	805032.44
22	7.508	Endosulfan II	92.5087	231.2717	1.0000	92.5087	907722.31
23	7.616	4,4'-DDT	98.1596	245.3990	1.0000	98.1596	819451.19
24	7.993	Endrin aldehyde	92.0212	230.0530	1.0000	92.0212	718827.45
25	8.160	Methoxychlor	93.0059	232.5148	1.0000	93.0059	375944.78
26	8.370	Mirex	86.9623	217.4058	1.0000	86.9623	571033.64
27	8.484	Endosulfan sulfate	93.0838	232.7096	1.0000	93.0838	742771.71
29	8.803	Endrin Ketone	90.6732	226.6829	1.0000	90.6732	813032.52
30	9.806	% DCBP	112.1010	280.2524	1.0000	112.1010	652856.71
				5930.9707	25.0000	2372.3883	23410232.62

Client Id: Initial Calibration

Software Version: 4.1<1L22>
Date: 7/26/2017 01:52 PM
Sample Name : t mix 6;16f
Data File : E:\TC2017\ECD4\07-JUL\725B032.RAW Date: 7/25/2017 09:20 PM
Sequence File: E:\TC2017\ECD4\07-JUL\PEST_SEQ.SEQ Cycle: 523 Channel : B
Instrument : AUTO4-DUAL_ECD Rack/Vial: 0/19 Operator: cw
Sample Amount : 1.0000 Dilution Factor : 1.00

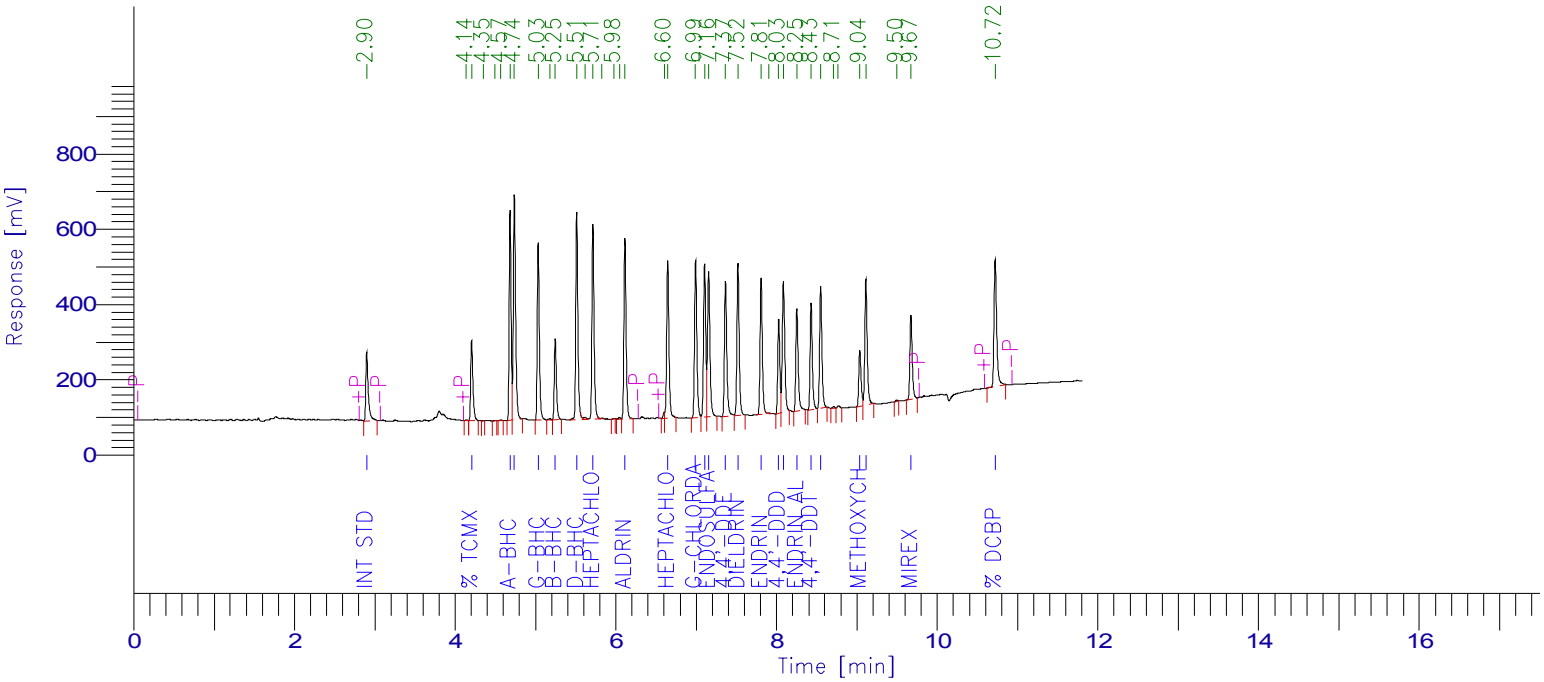

PESTICIDE REPORT

Peak #	Time [min]	Component Name	Raw Amount	Surrogate Recovery TCMX & DCBP	Multiplier	Adjusted Amount for Labowrks	Area [µV·s]
1	2.899	Int Std	100.0000	250.0000	1.0000	100.0000	390640.59
3	4.205	% TCMX	107.3574	268.3936	1.0000	107.3574	409640.85
7	4.683	a-BHC	110.8952	277.2380	1.0000	110.8952	939462.76
8	4.736	Hexachlorobenzene	85.8678	214.6695	1.0000	85.8678	1160969.68
9	5.034	g-BHC	102.6034	256.5085	1.0000	102.6034	853374.04
11	5.245	b-BHC	94.6806	236.7015	1.0000	94.6806	391875.17
12	5.513	d-BHC	98.2774	245.6936	1.0000	98.2774	1018941.72
14	5.713	Heptachlor	94.9654	237.4136	1.0000	94.9654	963559.90
18	6.113	Aldrin	100.1157	250.2894	1.0000	100.1157	904343.52
20	6.646	Heptachlor epoxide	97.6096	244.0239	1.0000	97.6096	830358.82
21	6.992	g-Chlordane	94.6063	236.5157	1.0000	94.6063	840376.45
22	7.104	a-Chlordane	100.1455	250.3638	1.0000	100.1455	790629.07
23	7.155	Endosulfan I	95.5148	238.7870	1.0000	95.5148	806441.84
24	7.365	4,4'-DDE	98.8768	247.1920	1.0000	98.8768	738202.35
25	7.518	Dieldrin	112.9505	282.3763	1.0000	112.9505	794499.65
26	7.808	Endrin	97.0726	242.6815	1.0000	97.0726	712813.97
28	8.028	4,4'-DDD	95.7602	239.4004	1.0000	95.7602	454204.33
29	8.086	Endosulfan II	94.8945	237.2362	1.0000	94.8945	699341.02
30	8.252	Endrin aldehyde	98.6514	246.6285	1.0000	98.6514	561636.99
31	8.430	4,4'-DDT	103.2625	258.1562	1.0000	103.2625	544398.45
32	8.550	Endosulfan sulfate	92.2424	230.6061	1.0000	92.2424	645854.06
35	9.036	Methoxychlor	95.5690	238.9225	1.0000	95.5690	297636.34
36	9.112	Endrin Ketone	94.3204	235.8011	1.0000	94.3204	688711.83
38	9.673	Mirex	86.4684	216.1709	1.0000	86.4684	455324.79
39	10.720	% DCBP	111.5408	278.8519	1.0000	111.5408	785775.45
				6160.6214	25.0000	2464.2486	17679013.64

Client Id: Initial Calibration

Software Version: 4.1<1L22>
Date: 7/26/2017 01:54 PM
Sample Name : t mix 5;16e
Data File : E:\TC2017\ECD4\07-JUL\725A033.RAW Date: 7/25/2017 09:36 PM
Sequence File: E:\TC2017\ECD4\07-JUL\PEST_SEQ.SEQ Cycle: 524 Channel : A
Instrument : AUTO4-DUAL_ECD Rack/Vial: 0/20 Operator: cw
Sample Amount : 1.0000 Dilution Factor : 1.00

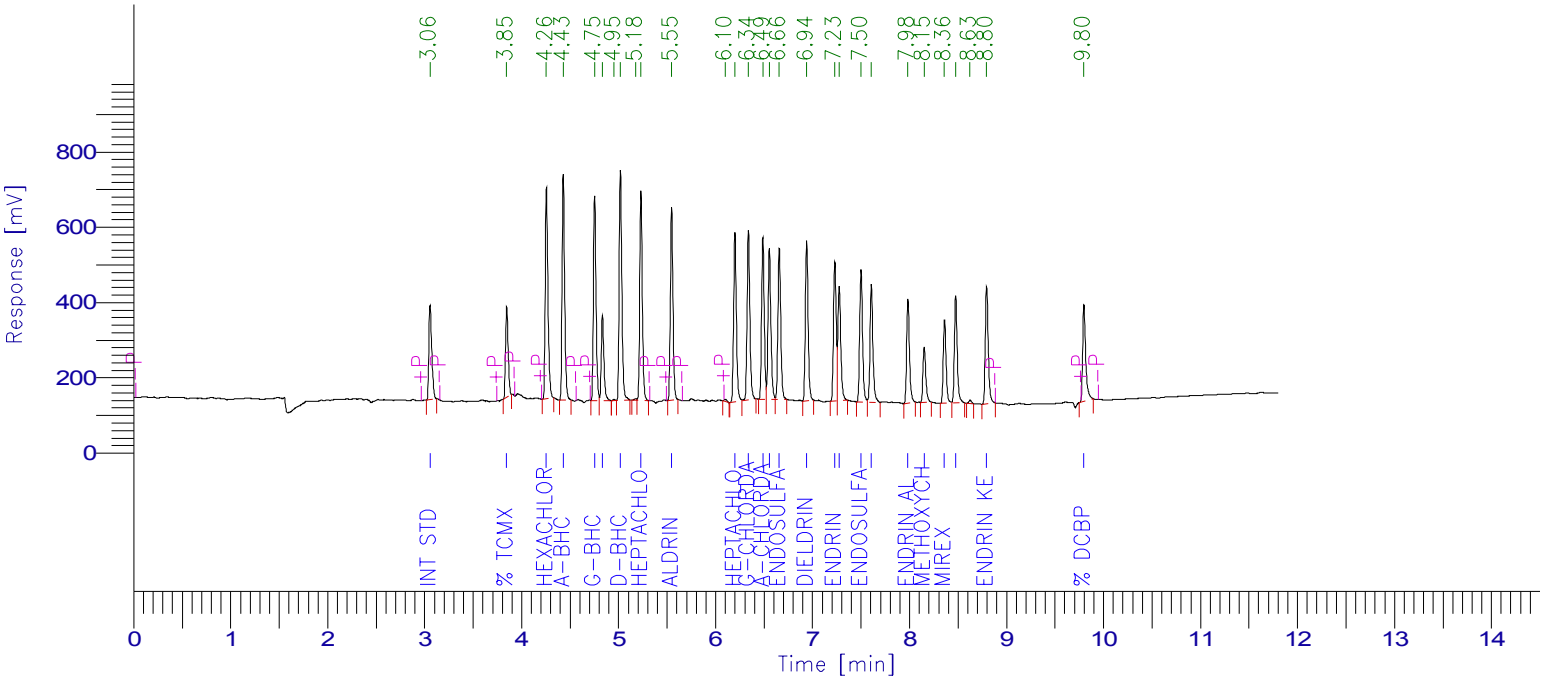

PESTICIDE REPORT

Peak #	Time [min]	Component Name	Raw Amount	Surrogate Recovery TCMX & DCBP	Multiplier	Adjusted Amount for Labowrks	Area [µV·s]
1	3.055	Int Std	100.0000	250.0000	1.0000	100.0000	513843.35
2	3.846	% TCMX	90.7755	226.9387	1.0000	90.7755	444489.94
3	4.255	Hexachlorobenzene	65.2788	163.1969	1.0000	65.2788	1096573.23
4	4.429	a-BHC	73.9189	184.7971	1.0000	73.9189	1100682.10
5	4.752	g-BHC	75.7355	189.3388	1.0000	75.7355	985138.42
6	4.833	b-BHC	75.5783	188.9457	1.0000	75.5783	432171.43
8	5.018	d-BHC	74.7383	186.8458	1.0000	74.7383	1144919.67
10	5.230	Heptachlor	70.9997	177.4993	1.0000	70.9997	1031314.88
11	5.546	Aldrin	71.0761	177.6903	1.0000	71.0761	941484.61
13	6.199	Heptachlor epoxide	70.7228	176.8071	1.0000	70.7228	887560.45
14	6.338	g-Chlordane	69.1223	172.8058	1.0000	69.1223	894703.06
15	6.487	a-Chlordane	75.1668	187.9169	1.0000	75.1668	830079.13
16	6.555	4,4'-DDE	75.2143	188.0358	1.0000	75.2143	799546.77
17	6.657	Endosulfan I	72.8580	182.1451	1.0000	72.8580	817002.75
18	6.940	Dieldrin	76.2241	190.5603	1.0000	76.2241	848849.72
19	7.230	Endrin	74.6022	186.5055	1.0000	74.6022	713594.40
20	7.275	4,4'-DDD	78.1721	195.4303	1.0000	78.1721	634655.13
21	7.500	Endosulfan II	72.4120	181.0300	1.0000	72.4120	714093.67
22	7.606	4,4'-DDT	76.1967	190.4919	1.0000	76.1967	639294.30
23	7.984	Endrin aldehyde	71.8284	179.5711	1.0000	71.8284	563906.80
24	8.151	Methoxychlor	72.7027	181.7566	1.0000	72.7027	295350.59
25	8.361	Mirex	69.1644	172.9111	1.0000	69.1644	456444.22
26	8.476	Endosulfan sulfate	72.8813	182.2033	1.0000	72.8813	584482.32
28	8.795	Endrin Ketone	71.5665	178.9161	1.0000	71.5665	644930.38
29	9.798	% DCBP	95.9229	239.8072	1.0000	95.9229	561441.97
				4732.1466	25.0000	1892.8586	18576553.28

Client Id: Initial Calibration

Software Version: 4.1<1L22>
Date: 7/26/2017 01:52 PM
Sample Name : t mix 5;16e
Data File : E:\TC2017\ECD4\07-JUL\725B033.RAW Date: 7/25/2017 09:36 PM
Sequence File: E:\TC2017\ECD4\07-JUL\PEST_SEQ.SEQ Cycle: 524 Channel : B
Instrument : AUTO4-DUAL_ECD Rack/Vial: 0/20 Operator: cw
Sample Amount : 1.0000 Dilution Factor : 1.00

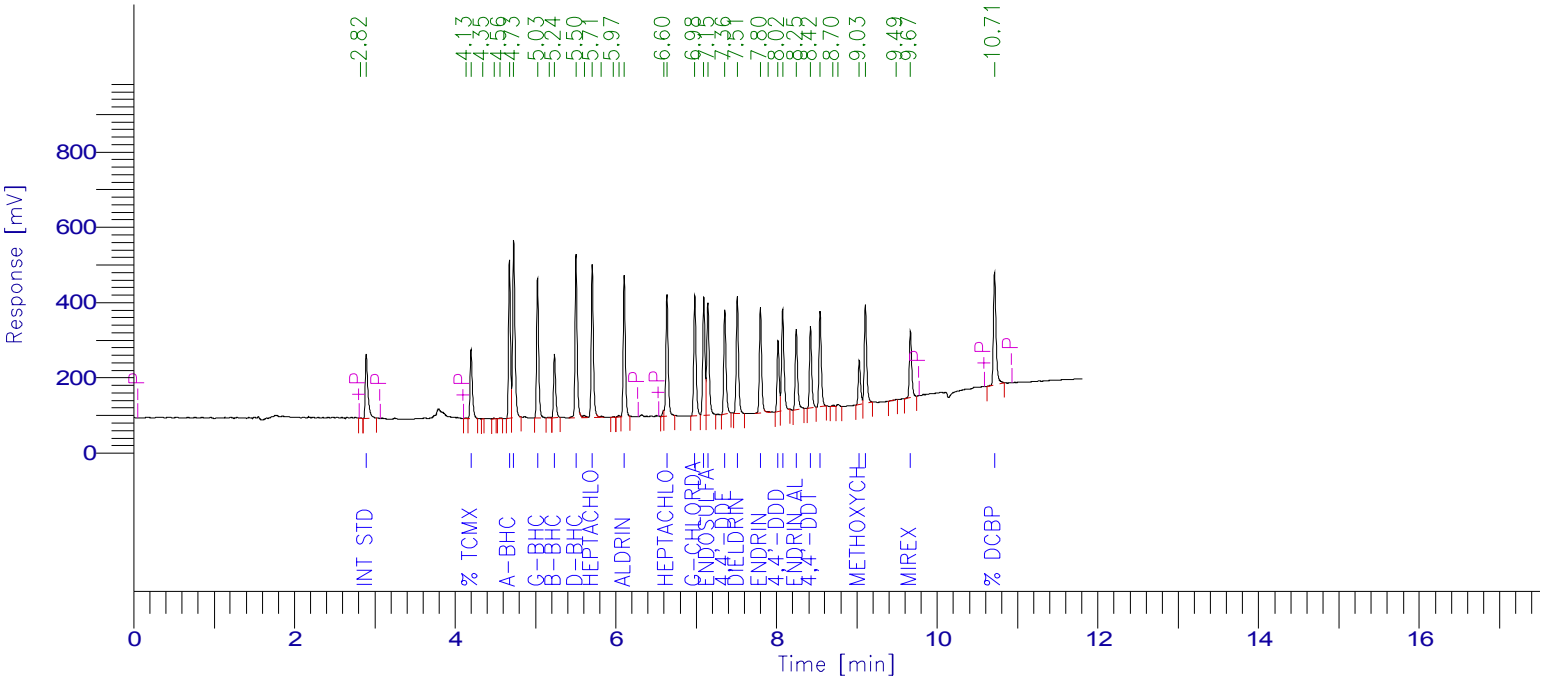

PESTICIDE REPORT

Peak #	Time [min]	Component Name	Raw Amount	Surrogate Recovery TCMX & DCBP	Multiplier	Adjusted Amount for Labowrks	Area [µV·s]
2	2.893	Int Std	100.0000	250.0000	1.0000	100.0000	394034.14
4	4.197	% TCMX	93.0651	232.6627	1.0000	93.0651	358190.75
8	4.675	a-BHC	83.7032	209.2579	1.0000	83.7032	715262.23
9	4.728	Hexachlorobenzene	67.7211	169.3028	1.0000	67.7211	923573.12
10	5.026	g-BHC	80.2312	200.5780	1.0000	80.2312	673096.67
12	5.235	b-BHC	73.5245	183.8112	1.0000	73.5245	306955.23
13	5.504	d-BHC	75.5875	188.9688	1.0000	75.5875	790500.30
15	5.705	Heptachlor	73.4343	183.5859	1.0000	73.4343	751569.12
19	6.104	Aldrin	75.1407	187.8518	1.0000	75.1407	684641.04
21	6.636	Heptachlor epoxide	74.8384	187.0960	1.0000	74.8384	642176.53
22	6.982	g-Chlordane	72.3496	180.8740	1.0000	72.3496	648255.87
23	7.094	a-Chlordane	76.0205	190.0512	1.0000	76.0205	605380.34
24	7.145	Endosulfan I	74.1402	185.3505	1.0000	74.1402	631411.72
25	7.356	4,4'-DDE	73.3086	183.2714	1.0000	73.3086	552067.53
26	7.510	Dieldrin	84.3420	210.8549	1.0000	84.3420	598419.35
27	7.799	Endrin	73.6505	184.1262	1.0000	73.6505	545521.35
29	8.020	4,4'-DDD	72.4731	181.1828	1.0000	72.4731	346736.80
30	8.077	Endosulfan II	73.1757	182.9394	1.0000	73.1757	543966.02
31	8.245	Endrin aldehyde	75.4559	188.6397	1.0000	75.4559	433313.47
32	8.422	4,4'-DDT	78.0795	195.1988	1.0000	78.0795	415210.18
33	8.542	Endosulfan sulfate	71.4456	178.6140	1.0000	71.4456	504586.40
36	9.029	Methoxychlor	73.5968	183.9919	1.0000	73.5968	231198.06
37	9.106	Endrin Ketone	72.6835	181.7088	1.0000	72.6835	535333.12
39	9.666	Mirex	67.2705	168.1764	1.0000	67.2705	357310.28
40	10.712	% DCBP	95.8322	239.5805	1.0000	95.8322	680977.66
				4827.6756	25.0000	1931.0703	13869687.29

Client Id: Initial Calibration

Software Version: 4.1<1L22>
Date: 7/26/2017 01:54 PM
Sample Name : t mix 4;16d
Data File : E:\TC2017\ECD4\07-JUL\725A034.RAW Date: 7/25/2017 09:52 PM
Sequence File: E:\TC2017\ECD4\07-JUL\PEST_SEQ.SEQ Cycle: 525 Channel : A
Instrument : AUTO4-DUAL_ECD Rack/Vial: 0/21 Operator: cw
Sample Amount : 1.0000 Dilution Factor : 1.00

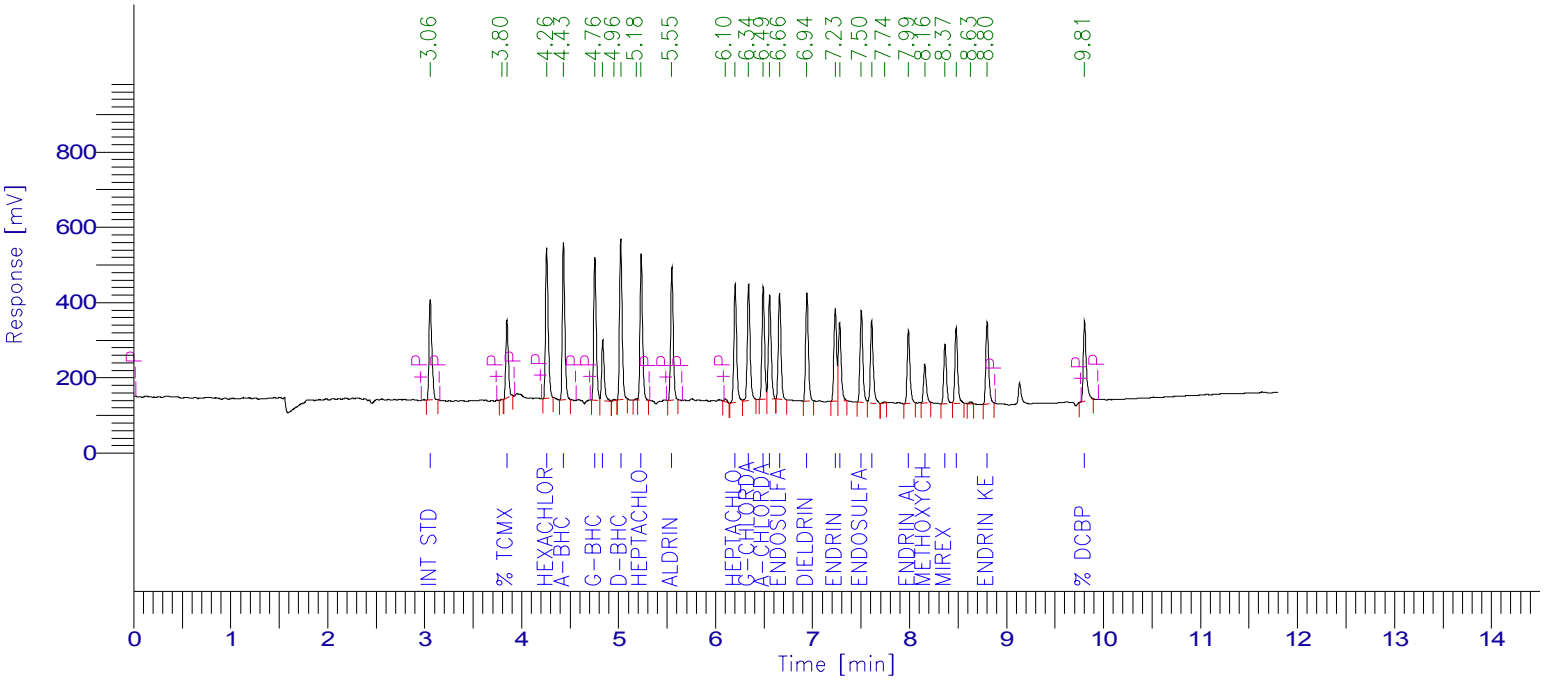

PESTICIDE REPORT

Peak #	Time [min]	Component Name	Raw Amount	Surrogate Recovery TCMX & DCBP	Multiplier	Adjusted Amount for Labowrks	Area [µV·s]
1	3.057	Int Std	100.0000	250.0000	1.0000	100.0000	525198.63
3	3.848	% TCMX	74.1084	185.2710	1.0000	74.1084	370897.36
4	4.258	Hexachlorobenzene	45.5130	113.7826	1.0000	45.5130	781437.57
5	4.431	a-BHC	49.3618	123.4046	1.0000	49.3618	751261.08
6	4.755	g-BHC	51.0843	127.7108	1.0000	51.0843	679169.27
7	4.837	b-BHC	52.0972	130.2431	1.0000	52.0972	304485.44
9	5.022	d-BHC	48.9569	122.3923	1.0000	48.9569	766546.78
11	5.233	Heptachlor	47.8768	119.6920	1.0000	47.8768	710808.77
12	5.549	Aldrin	47.8641	119.6602	1.0000	47.8641	648025.53
14	6.202	Heptachlor epoxide	48.5916	121.4791	1.0000	48.5916	623293.71
15	6.340	g-Chlordane	47.0396	117.5989	1.0000	47.0396	622324.37
16	6.491	a-Chlordane	49.9307	124.8268	1.0000	49.9307	563578.53
17	6.558	4,4'-DDE	49.5211	123.8029	1.0000	49.5211	538055.14
18	6.660	Endosulfan I	48.0418	120.1045	1.0000	48.0418	550627.95
19	6.942	Dieldrin	49.7316	124.3291	1.0000	49.7316	566062.03
20	7.234	Endrin	49.1651	122.9126	1.0000	49.1651	480672.33
21	7.279	4,4'-DDD	50.5357	126.3393	1.0000	50.5357	419350.72
22	7.503	Endosulfan II	48.9723	122.4306	1.0000	48.9723	493614.24
23	7.610	4,4'-DDT	52.0044	130.0109	1.0000	52.0044	445961.31
25	7.989	Endrin aldehyde	48.0276	120.0690	1.0000	48.0276	385384.80
26	8.157	Methoxychlor	48.5563	121.3907	1.0000	48.5563	201616.43
27	8.366	Mirex	46.8560	117.1400	1.0000	46.8560	316055.18
28	8.481	Endosulfan sulfate	48.7587	121.8968	1.0000	48.7587	399668.85
30	8.800	Endrin Ketone	47.7667	119.4167	1.0000	47.7667	439968.02
31	9.805	% DCBP	76.5595	191.3987	1.0000	76.5595	458009.40
				3317.3033	25.0000	1326.9213	13042073.43

Client Id: Initial Calibration

Software Version: 4.1<1L22>
Date: 7/26/2017 01:52 PM
Sample Name : t mix 4;16d
Data File : E:\TC2017\ECD4\07-JUL\725B034.RAW Date: 7/25/2017 09:52 PM
Sequence File: E:\TC2017\ECD4\07-JUL\PEST_SEQ.SEQ Cycle: 525 Channel : B
Instrument : AUTO4-DUAL_ECD Rack/Vial: 0/21 Operator: cw
Sample Amount : 1.0000 Dilution Factor : 1.00

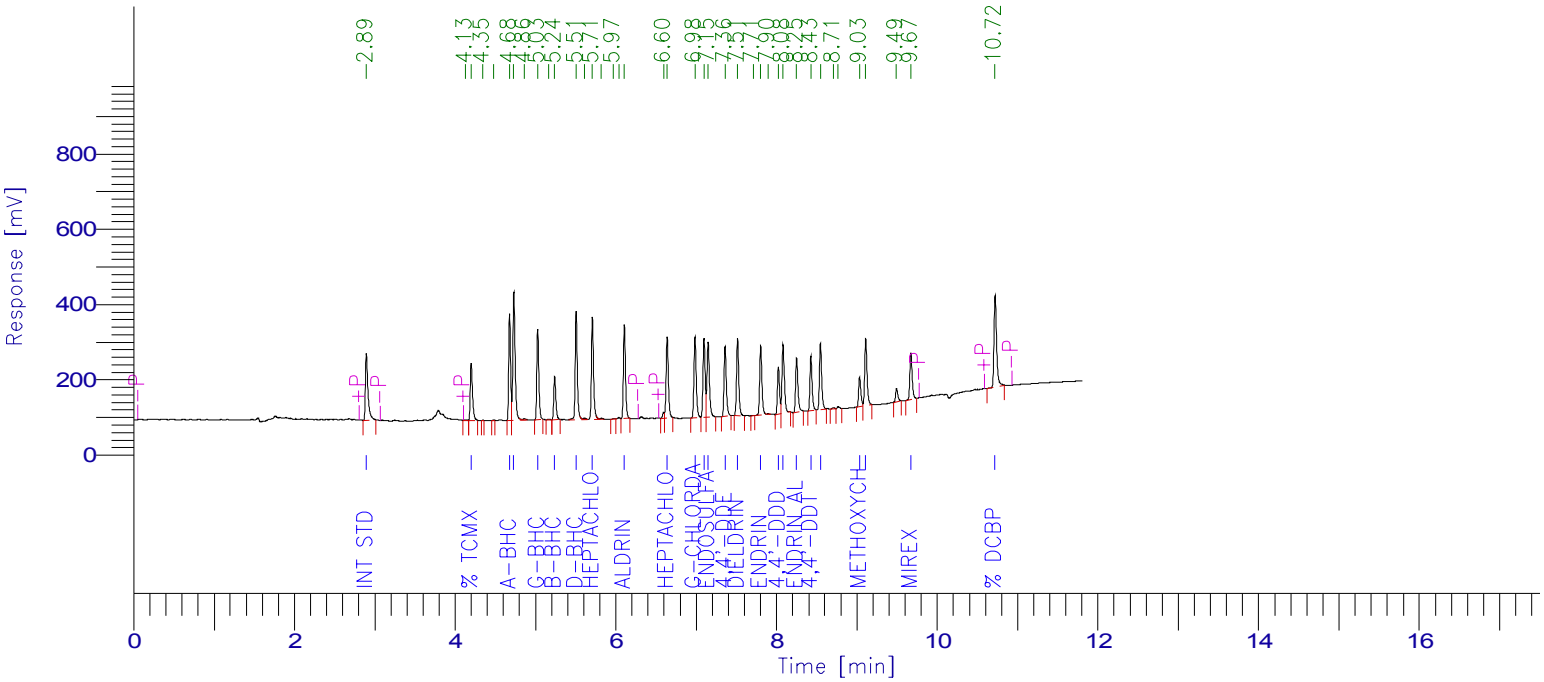

PESTICIDE REPORT

Peak #	Time [min]	Component Name	Raw Amount	Surrogate Recovery TCMX & DCBP	Multiplier	Adjusted Amount for Labowrks	Area [µV·s]
1	2.894	Int Std	100.0000	250.0000	1.0000	100.0000	395220.41
3	4.199	% TCMX	76.3384	190.8461	1.0000	76.3384	294697.41
6	4.677	a-BHC	54.4618	136.1546	1.0000	54.4618	466789.63
7	4.730	Hexachlorobenzene	48.9557	122.3894	1.0000	48.9557	669662.92
9	5.028	g-BHC	50.7123	126.7807	1.0000	50.7123	426729.64
11	5.238	b-BHC	50.1337	125.3343	1.0000	50.1337	209931.97
12	5.506	d-BHC	49.7116	124.2790	1.0000	49.7116	521452.97
14	5.707	Heptachlor	48.5584	121.3961	1.0000	48.5584	498470.90
18	6.106	Aldrin	49.5529	123.8823	1.0000	49.5529	452858.40
20	6.639	Heptachlor epoxide	48.4865	121.2163	1.0000	48.4865	417307.85
21	6.984	g-Chlordane	48.1355	120.3387	1.0000	48.1355	432594.70
22	7.097	a-Chlordane	50.0296	125.0741	1.0000	50.0296	399604.66
23	7.148	Endosulfan I	49.3955	123.4888	1.0000	49.3955	421941.23
24	7.360	4,4'-DDE	48.7674	121.9184	1.0000	48.7674	368359.85
25	7.514	Dieldrin	55.1274	137.8184	1.0000	55.1274	392314.82
27	7.803	Endrin	48.7851	121.9627	1.0000	48.7851	362433.67
29	8.024	4,4'-DDD	47.8225	119.5563	1.0000	47.8225	229488.57
30	8.082	Endosulfan II	48.4640	121.1599	1.0000	48.4640	361350.75
31	8.249	Endrin aldehyde	50.1649	125.4123	1.0000	50.1649	288944.59
32	8.427	4,4'-DDT	51.0529	127.6322	1.0000	51.0529	272305.59
33	8.547	Endosulfan sulfate	47.9490	119.8725	1.0000	47.9490	339660.52
36	9.033	Methoxychlor	49.0903	122.7258	1.0000	49.0903	154677.38
37	9.110	Endrin Ketone	48.1502	120.3755	1.0000	48.1502	355706.56
39	9.672	Mirex	46.8019	117.0047	1.0000	46.8019	249338.47
40	10.720	% DCBP	77.7069	194.2673	1.0000	77.7069	553842.86
				3360.8863	25.0000	1344.3545	9535686.31

Client Id: Initial Calibration

Software Version: 4.1<1L22>
Date: 7/26/2017 01:54 PM
Sample Name : t mix 3;16c
Data File : E:\TC2017\ECD4\07-JUL\725A035.RAW Date: 7/25/2017 10:08 PM
Sequence File: E:\TC2017\ECD4\07-JUL\PEST_SEQ.SEQ Cycle: 526 Channel : A
Instrument : AUTO4-DUAL_ECD Rack/Vial: 0/22 Operator: cw
Sample Amount : 1.0000 Dilution Factor : 1.00

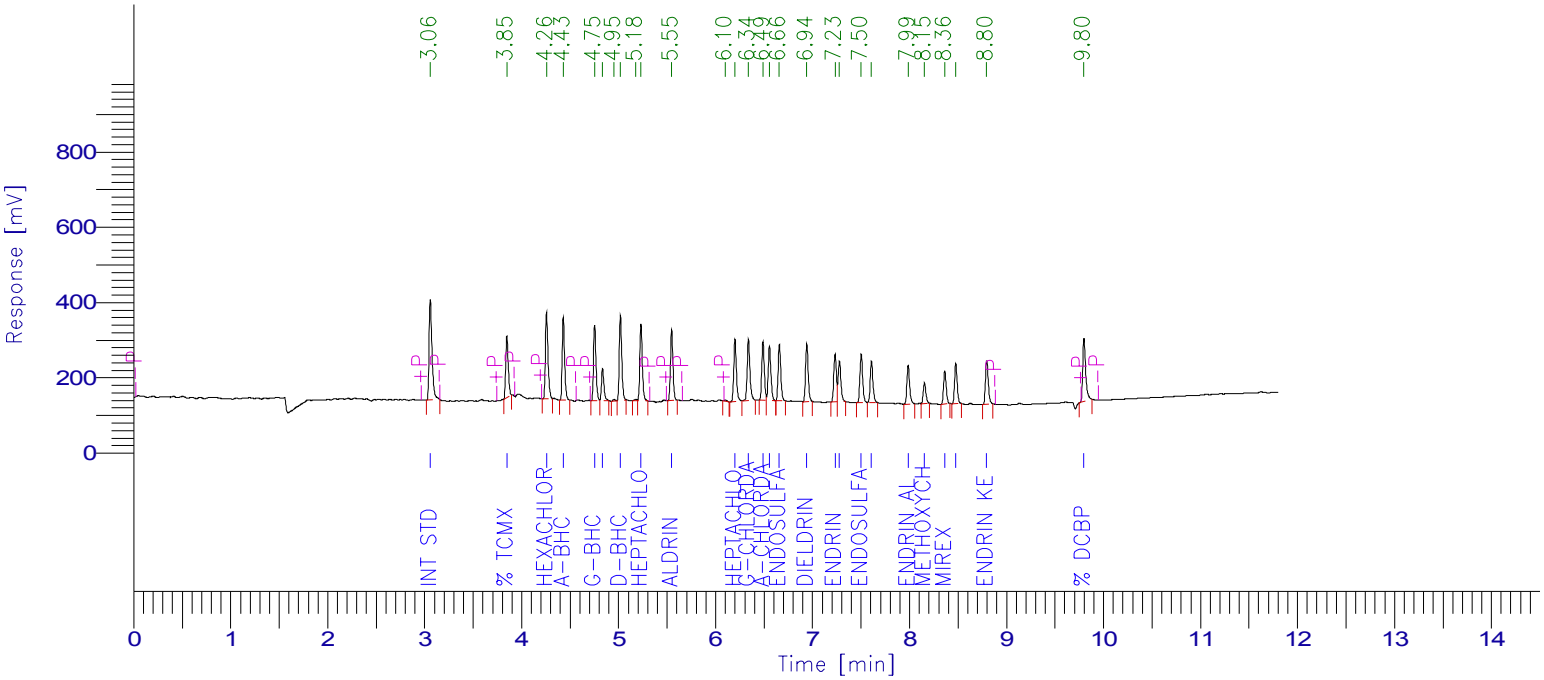

PESTICIDE REPORT

Peak #	Time [min]	Component Name	Raw Amount	Surrogate Recovery TCMX & DCBP	Multiplier	Adjusted Amount for Labowrks	Area [µV·s]
1	3.058	Int Std	100.0000	250.0000	1.0000	100.0000	545936.20
2	3.847	% TCMX	56.1713	140.4281	1.0000	56.1713	292225.86
3	4.256	Hexachlorobenzene	24.0298	60.0745	1.0000	24.0298	428871.16
4	4.429	a-BHC	24.2370	60.5925	1.0000	24.2370	383439.50
5	4.753	g-BHC	25.0573	62.6433	1.0000	25.0573	346292.81
6	4.835	b-BHC	24.7967	61.9918	1.0000	24.7967	150648.44
8	5.019	d-BHC	24.0745	60.1864	1.0000	24.0745	391832.97
10	5.231	Heptachlor	24.0272	60.0681	1.0000	24.0272	370808.59
11	5.547	Aldrin	23.6038	59.0094	1.0000	23.6038	332186.36
13	6.200	Heptachlor epoxide	23.7465	59.3661	1.0000	23.7465	316627.21
14	6.339	g-Chlordane	23.5358	58.8395	1.0000	23.5358	323668.82
15	6.488	a-Chlordane	24.6590	61.6475	1.0000	24.6590	289321.11
16	6.556	4,4'-DDE	24.4504	61.1261	1.0000	24.4504	276147.39
17	6.658	Endosulfan I	23.9077	59.7692	1.0000	23.9077	284835.90
18	6.941	Dieldrin	24.8006	62.0015	1.0000	24.8006	293434.97
19	7.232	Endrin	23.5612	58.9030	1.0000	23.5612	239446.57
20	7.277	4,4'-DDD	24.6402	61.6005	1.0000	24.6402	212540.49
21	7.501	Endosulfan II	23.9908	59.9771	1.0000	23.9908	251362.92
22	7.608	4,4'-DDT	23.7879	59.4698	1.0000	23.7879	212047.03
23	7.986	Endrin aldehyde	24.2043	60.5108	1.0000	24.2043	201889.94
24	8.153	Methoxychlor	23.8703	59.6757	1.0000	23.8703	103028.29
25	8.364	Mirex	23.8514	59.6285	1.0000	23.8514	167236.16
26	8.477	Endosulfan sulfate	23.5800	58.9500	1.0000	23.5800	200914.11
27	8.796	Endrin Ketone	24.2046	60.5115	1.0000	24.2046	231746.24
28	9.799	% DCBP	57.6038	144.0094	1.0000	57.6038	358215.74
				1860.9805	25.0000	744.3922	7204704.78

Client Id: Initial Calibration

Software Version: 4.1<1L22>
Date: 7/26/2017 01:54 PM
Sample Name : t mix 3;16c
Data File : E:\TC2017\ECD4\07-JUL\725B035.RAW Date: 7/25/2017 10:08 PM
Sequence File: E:\TC2017\ECD4\07-JUL\PEST_SEQ.SEQ Cycle: 526 Channel : B
Instrument : AUTO4-DUAL_ECD Rack/Vial: 0/22 Operator: cw
Sample Amount : 1.0000 Dilution Factor : 1.00

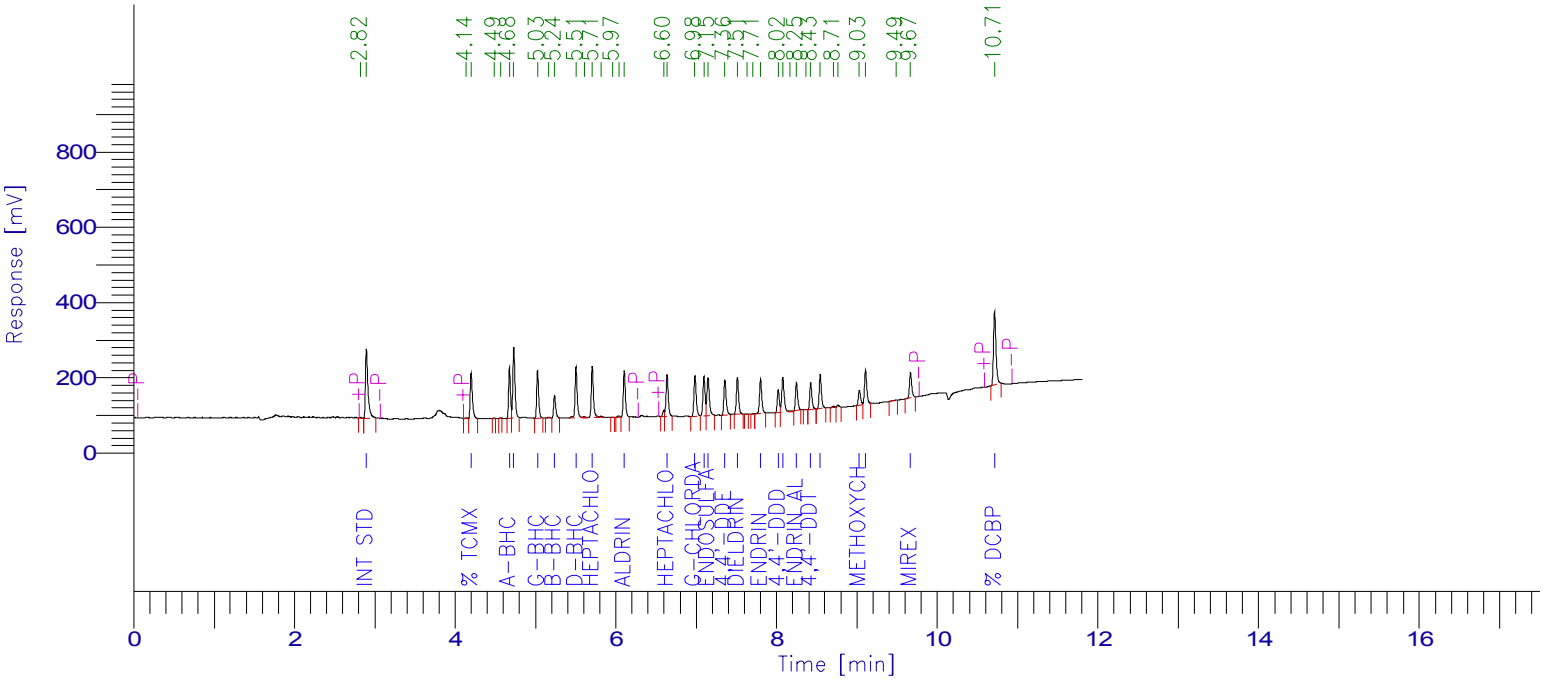

PESTICIDE REPORT

Peak #	Time [min]	Component Name	Raw Amount	Surrogate Recovery TCMX & DCBP	Multiplier	Adjusted Amount for Labowrks	Area [µV·s]
2	2.895	Int Std	100.0000	250.0000	1.0000	100.0000	401698.71
4	4.198	% TCMX	59.1589	147.8972	1.0000	59.1589	232120.85
7	4.675	a-BHC	24.9651	62.4127	1.0000	24.9651	217481.79
8	4.729	Hexachlorobenzene	24.9731	62.4329	1.0000	24.9731	347205.81
9	5.026	g-BHC	25.1474	62.8685	1.0000	25.1474	215076.74
11	5.236	b-BHC	25.6006	64.0014	1.0000	25.6006	108958.02
12	5.505	d-BHC	24.1008	60.2521	1.0000	24.1008	256951.13
14	5.705	Heptachlor	23.8493	59.6233	1.0000	23.8493	248835.50
18	6.105	Aldrin	23.7709	59.4271	1.0000	23.7709	220799.92
20	6.638	Heptachlor epoxide	24.0447	60.1118	1.0000	24.0447	210337.42
21	6.984	g-Chlordane	23.4907	58.7267	1.0000	23.4907	214571.83
22	7.096	a-Chlordane	24.4397	61.0994	1.0000	24.4397	198408.84
23	7.147	Endosulfan I	24.1851	60.4627	1.0000	24.1851	209977.55
24	7.358	4,4'-DDE	23.8008	59.5020	1.0000	23.8008	182724.17
25	7.512	Dieldrin	25.8513	64.6282	1.0000	25.8513	186986.64
28	7.801	Endrin	23.4576	58.6439	1.0000	23.4576	177127.31
29	8.022	4,4'-DDD	23.1190	57.7976	1.0000	23.1190	112761.04
30	8.079	Endosulfan II	24.6867	61.7168	1.0000	24.6867	187083.00
32	8.247	Endrin aldehyde	23.8865	59.7163	1.0000	23.8865	139839.12
34	8.425	4,4'-DDT	24.3698	60.9245	1.0000	24.3698	132114.22
35	8.544	Endosulfan sulfate	23.9960	59.9900	1.0000	23.9960	172768.87
38	9.030	Methoxychlor	24.4947	61.2367	1.0000	24.4947	78444.72
39	9.108	Endrin Ketone	23.9937	59.9842	1.0000	23.9937	180157.18
41	9.667	Mirex	24.3189	60.7972	1.0000	24.3189	131683.26
42	10.713	% DCBP	58.3931	145.9828	1.0000	58.3931	423008.85
				1880.2359	25.0000	752.0944	5187122.45

Client Id: Initial Calibration

Software Version: 4.1<1L22>
Date: 7/26/2017 01:54 PM
Sample Name : t mix 2;16b
Data File : E:\TC2017\ECD4\07-JUL\725A036.RAW Date: 7/25/2017 10:24 PM
Sequence File: E:\TC2017\ECD4\07-JUL\PEST_SEQ.SEQ Cycle: 527 Channel : A
Instrument : AUTO4-DUAL_ECD Rack/Vial: 0/23 Operator: cw
Sample Amount : 1.0000 Dilution Factor : 1.00

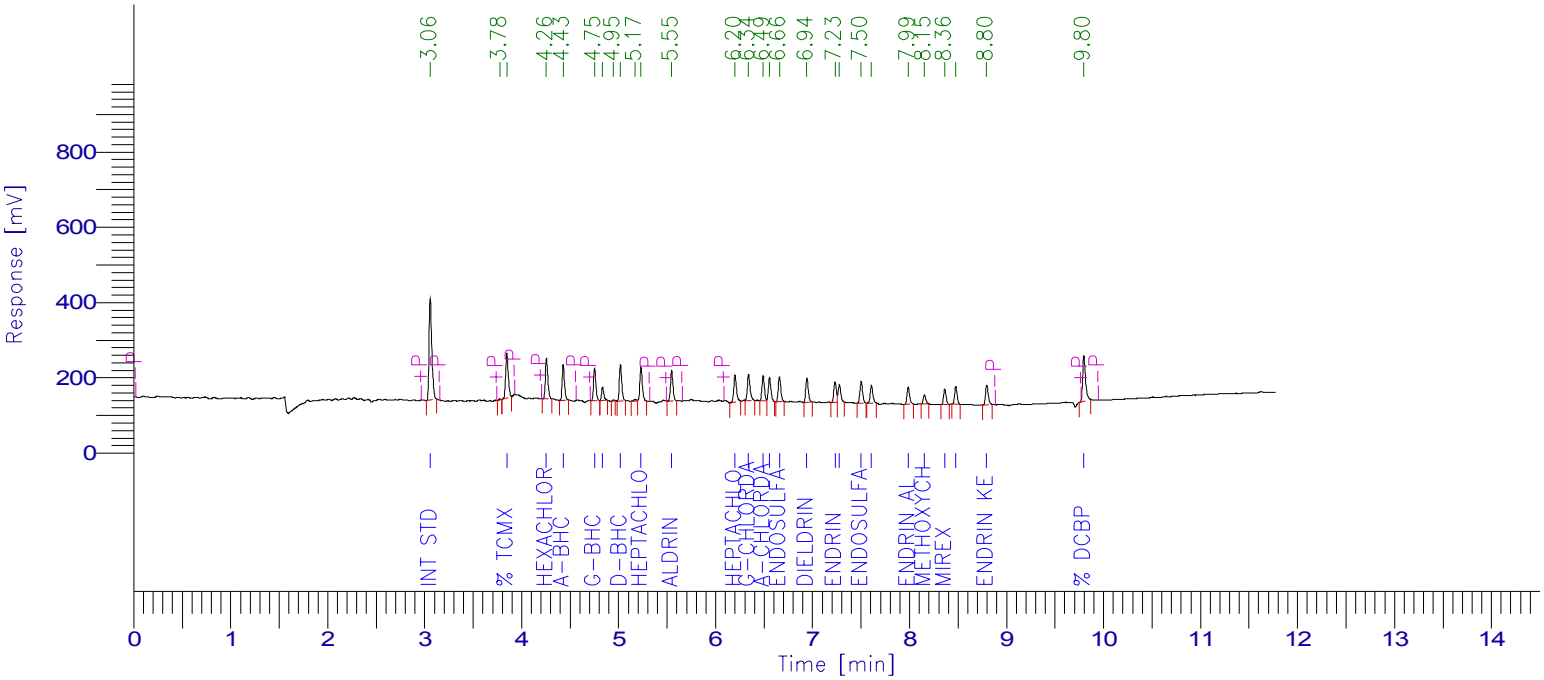

PESTICIDE REPORT

Peak #	Time [min]	Component Name	Raw Amount	Surrogate Recovery TCMX & DCBP	Multiplier	Adjusted Amount for Labowrks	Area [µV·s]
1	3.057	Int Std	100.0000	250.0000	1.0000	100.0000	518213.57
3	3.847	% TCMX	45.2779	113.1948	1.0000	45.2779	223592.75
4	4.256	Hexachlorobenzene	11.3706	28.4264	1.0000	11.3706	192630.65
5	4.429	a-BHC	10.5321	26.3303	1.0000	10.5321	158161.49
6	4.752	g-BHC	10.8763	27.1907	1.0000	10.8763	142677.48
7	4.835	b-BHC	10.2991	25.7478	1.0000	10.2991	59393.32
9	5.019	d-BHC	10.4489	26.1222	1.0000	10.4489	161428.07
11	5.231	Heptachlor	10.8508	27.1270	1.0000	10.8508	158954.93
12	5.547	Aldrin	10.4376	26.0940	1.0000	10.4376	139433.70
13	6.201	Heptachlor epoxide	10.7590	26.8976	1.0000	10.7590	136172.66
14	6.340	g-Chlordane	10.2448	25.6119	1.0000	10.2448	133733.47
15	6.490	a-Chlordane	10.7411	26.8528	1.0000	10.7411	119624.59
16	6.557	4,4'-DDE	10.5914	26.4784	1.0000	10.5914	113546.28
17	6.659	Endosulfan I	10.6900	26.7251	1.0000	10.6900	120893.66
18	6.942	Dieldrin	10.7145	26.7862	1.0000	10.7145	120334.00
19	7.232	Endrin	10.4048	26.0120	1.0000	10.4048	100371.69
20	7.277	4,4'-DDD	10.6653	26.6632	1.0000	10.6653	87324.65
21	7.501	Endosulfan II	10.6797	26.6993	1.0000	10.6797	106214.10
22	7.608	4,4'-DDT	10.3132	25.7831	1.0000	10.3132	87264.48
23	7.986	Endrin aldehyde	10.8954	27.2384	1.0000	10.8954	86264.35
24	8.153	Methoxychlor	10.6948	26.7370	1.0000	10.6948	43816.51
25	8.364	Mirex	11.1398	27.8495	1.0000	11.1398	74141.19
26	8.477	Endosulfan sulfate	10.6836	26.7089	1.0000	10.6836	86407.19
27	8.796	Endrin Ketone	10.9412	27.3529	1.0000	10.9412	99436.41
28	9.798	% DCBP	42.1665	105.4162	1.0000	42.1665	248901.75
				1056.0455	25.0000	422.4182	3518932.93

Client Id: Initial Calibration

Software Version: 4.1<1L22>
Date: 7/26/2017 01:52 PM
Sample Name : t mix 2;16b
Data File : E:\TC2017\ECD4\07-JUL\725B036.RAW Date: 7/25/2017 10:24 PM
Sequence File: E:\TC2017\ECD4\07-JUL\PEST_SEQ.SEQ Cycle: 527 Channel : B
Instrument : AUTO4-DUAL_ECD Rack/Vial: 0/23 Operator: cw
Sample Amount : 1.0000 Dilution Factor : 1.00

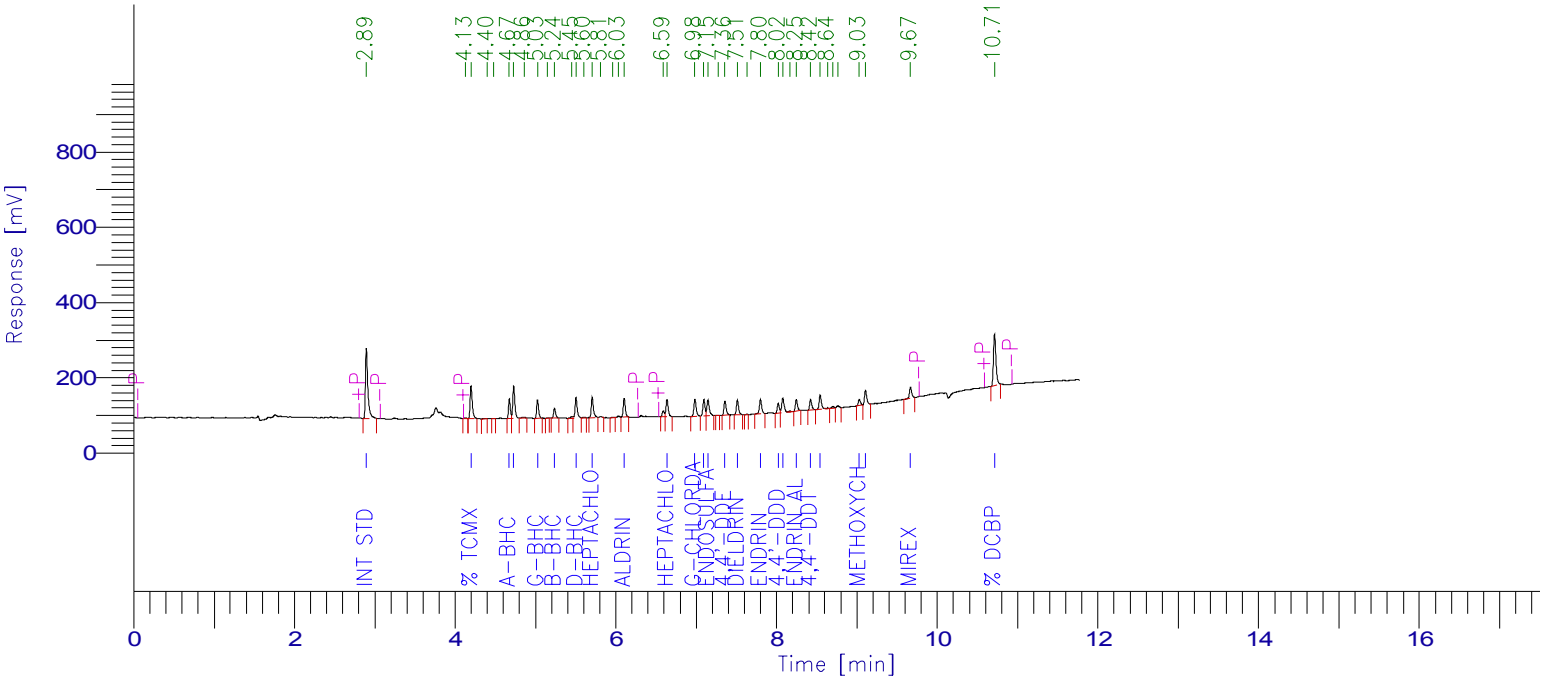

PESTICIDE REPORT

Peak #	Time [min]	Component Name	Raw Amount	Surrogate Recovery TCMX & DCBP	Multiplier	Adjusted Amount for Labowrks	Area [µV·s]
1	2.894	Int Std	100.0000	250.0000	1.0000	100.0000	390385.30
3	4.197	% TCMX	42.7005	106.7513	1.0000	42.7005	162824.76
6	4.674	a-BHC	9.8164	24.5411	1.0000	9.8164	83106.72
7	4.728	Hexachlorobenzene	11.5485	28.8713	1.0000	11.5485	156038.87
9	5.026	g-BHC	10.1054	25.2635	1.0000	10.1054	83993.68
11	5.236	b-BHC	11.1460	27.8649	1.0000	11.1460	46102.10
13	5.505	d-BHC	9.9170	24.7924	1.0000	9.9170	102752.03
15	5.704	Heptachlor	10.0505	25.1262	1.0000	10.0505	101909.84
19	6.104	Aldrin	10.0631	25.1579	1.0000	10.0631	90840.78
21	6.637	Heptachlor epoxide	10.3043	25.7607	1.0000	10.3043	87600.74
22	6.983	g-Chlordane	10.2768	25.6920	1.0000	10.2768	91227.78
23	7.095	a-Chlordane	10.3649	25.9121	1.0000	10.3649	81775.01
24	7.146	Endosulfan I	10.3078	25.7694	1.0000	10.3078	86972.59
26	7.358	4,4'-DDE	10.1922	25.4805	1.0000	10.1922	76044.11
27	7.511	Dieldrin	10.5684	26.4209	1.0000	10.5684	74289.88
29	7.800	Endrin	10.1076	25.2690	1.0000	10.1076	74172.53
30	8.021	4,4'-DDD	10.0702	25.1756	1.0000	10.0702	47733.44
31	8.079	Endosulfan II	10.5700	26.4251	1.0000	10.5700	77846.69
33	8.245	Endrin aldehyde	10.1945	25.4862	1.0000	10.1945	58000.86
34	8.423	4,4'-DDT	10.1061	25.2653	1.0000	10.1061	53244.41
35	8.543	Endosulfan sulfate	10.9712	27.4280	1.0000	10.9712	76766.91
39	9.030	Methoxychlor	10.3576	25.8939	1.0000	10.3576	32236.13
40	9.107	Endrin Ketone	10.5231	26.3076	1.0000	10.5231	76787.36
41	9.667	Mirex	11.0151	27.5377	1.0000	11.0151	57965.30
42	10.712	% DCBP	42.1131	105.2828	1.0000	42.1131	296482.05
				1033.4754	25.0000	413.3902	2567099.85

Software Version: 4.1<1L22>
Date: 7/26/2017 01:54 PM
Sample Name : t mix 1;16a
Data File : E:\TC2017\ECD4\07-JUL\725A037.RAW Date: 7/25/2017 10:40 PM
Sequence File: E:\TC2017\ECD4\07-JUL\PEST_SEQ.SEQ Cycle: 528 Channel : A
Instrument : AUTO4-DUAL_ECD Rack/Vial: 0/24 Operator: cw
Sample Amount : 1.0000 Dilution Factor : 1.00

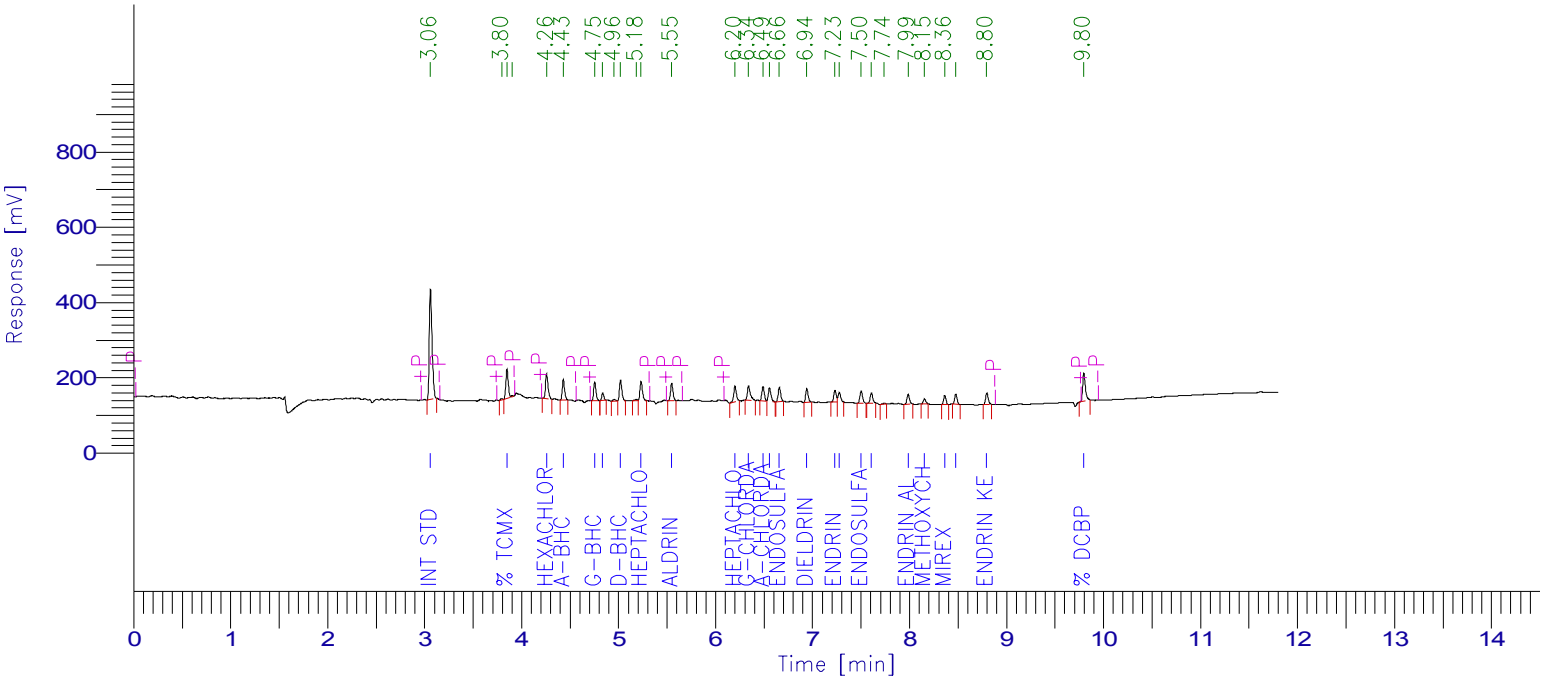

PESTICIDE REPORT

Peak #	Time [min]	Component Name	Raw Amount	Surrogate Recovery TCMX & DCBP	Multiplier	Adjusted Amount for Labowrks	Area [µV·s]
1	3.060	Int Std	100.0000	250.0000	1.0000	100.0000	572698.35
3	3.848	% TCMX	24.2972	60.7430	1.0000	24.2972	132600.48
5	4.257	Hexachlorobenzene	6.4813	16.2033	1.0000	6.4813	121345.60
6	4.430	a-BHC	5.4735	13.6838	1.0000	5.4735	90837.99
7	4.754	g-BHC	5.5787	13.9467	1.0000	5.5787	80876.75
8	4.836	b-BHC	4.9207	12.3018	1.0000	4.9207	31360.44
10	5.020	d-BHC	5.2989	13.2473	1.0000	5.2989	90471.72
12	5.232	Heptachlor	5.6903	14.2258	1.0000	5.6903	92122.86
13	5.547	Aldrin	5.5417	13.8543	1.0000	5.5417	81814.16
14	6.200	Heptachlor epoxide	5.7446	14.3615	1.0000	5.7446	80351.53
15	6.340	g-Chlordane	5.5225	13.8064	1.0000	5.5225	79670.00
16	6.489	a-Chlordane	5.4187	13.5467	1.0000	5.4187	66693.54
17	6.557	4,4'-DDE	5.4362	13.5904	1.0000	5.4362	64406.57
18	6.658	Endosulfan I	5.5346	13.8364	1.0000	5.5346	69171.16
19	6.941	Dieldrin	5.3571	13.3926	1.0000	5.3571	66490.48
20	7.232	Endrin	5.4011	13.5027	1.0000	5.4011	57580.50
21	7.276	4,4'-DDD	5.3058	13.2645	1.0000	5.3058	48010.08
22	7.501	Endosulfan II	5.5119	13.7796	1.0000	5.5119	60581.18
23	7.607	4,4'-DDT	5.3334	13.3335	1.0000	5.3334	49872.76
25	7.986	Endrin aldehyde	5.5191	13.7977	1.0000	5.5191	48291.64
26	8.154	Methoxychlor	5.5258	13.8144	1.0000	5.5258	25019.35
27	8.364	Mirex	6.0151	15.0379	1.0000	6.0151	44243.17
28	8.477	Endosulfan sulfate	5.5534	13.8835	1.0000	5.5534	49637.39
29	8.797	Endrin Ketone	5.6071	14.0177	1.0000	5.6071	56316.30
30	9.798	% DCBP	22.7076	56.7689	1.0000	22.7076	148131.89
				671.9404	25.0000	268.7761	2308595.89

Client Id: Initial Calibration

Software Version: 4.1<1L22>
Date: 7/26/2017 01:52 PM
Sample Name : t mix 1;16a
Data File : E:\TC2017\ECD4\07-JUL\725B037.RAW Date: 7/25/2017 10:40 PM
Sequence File: E:\TC2017\ECD4\07-JUL\PEST_SEQ.SEQ Cycle: 528 Channel : B
Instrument : AUTO4-DUAL_ECD Rack/Vial: 0/24 Operator: cw
Sample Amount : 1.0000 Dilution Factor : 1.00

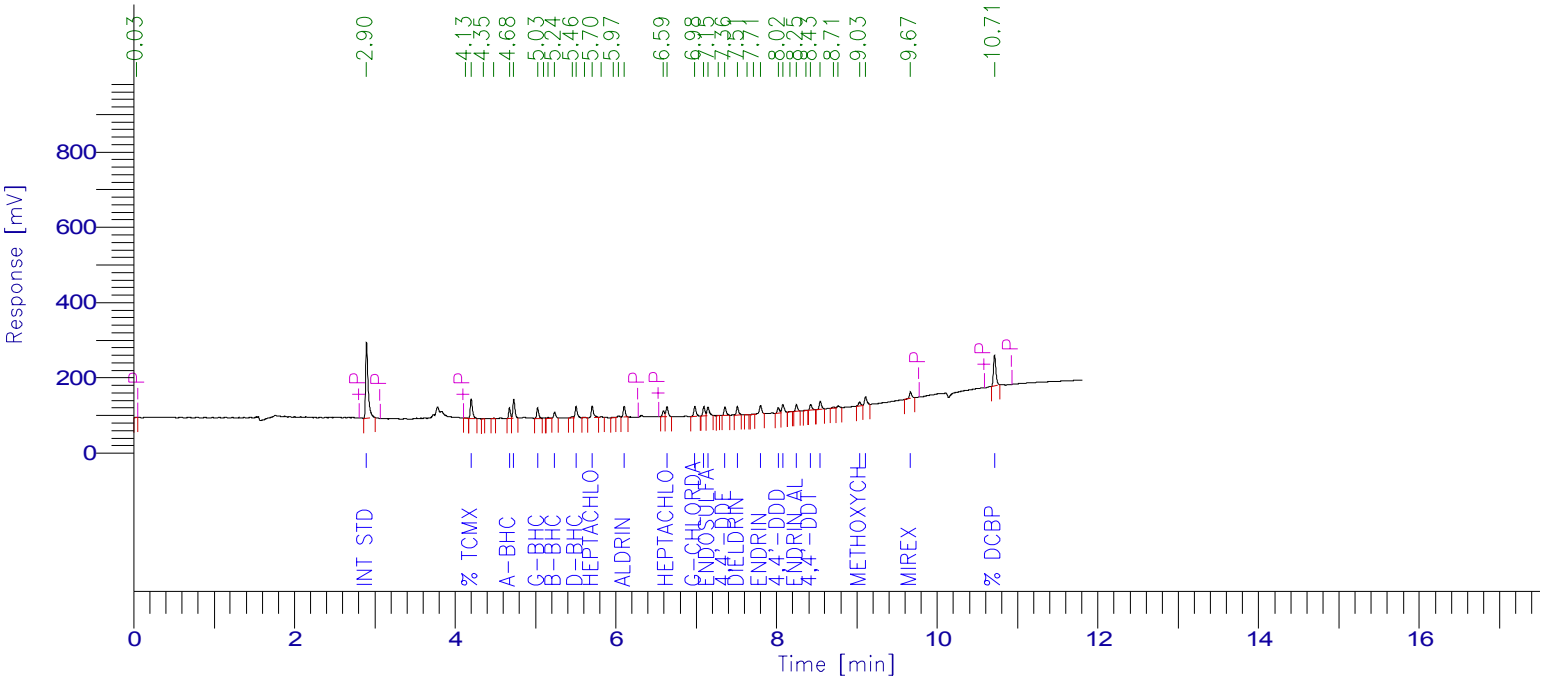

PESTICIDE REPORT

Peak #	Time [min]	Component Name	Raw Amount	Surrogate Recovery TCMX & DCBP	Multiplier	Adjusted Amount for Labowrks	Area [µV·s]
2	2.897	Int Std	100.0000	250.0000	1.0000	100.0000	431979.98
4	4.200	% TCMX	23.3396	58.3490	1.0000	23.3396	98480.57
7	4.675	a-BHC	4.7333	11.8333	1.0000	4.7333	44342.37
8	4.729	Hexachlorobenzene	5.8404	14.6010	1.0000	5.8404	87320.93
9	5.027	g-BHC	5.1144	12.7860	1.0000	5.1144	47038.90
12	5.237	b-BHC	5.8764	14.6909	1.0000	5.8764	26895.59
14	5.505	d-BHC	5.2972	13.2429	1.0000	5.2972	60732.90
16	5.704	Heptachlor	5.7052	14.2629	1.0000	5.7052	64012.84
20	6.104	Aldrin	5.2428	13.1069	1.0000	5.2428	52369.30
22	6.637	Heptachlor epoxide	5.3205	13.3014	1.0000	5.3205	50051.35
23	6.982	g-Chlordane	5.4770	13.6925	1.0000	5.4770	53800.27
24	7.095	a-Chlordane	5.2395	13.0988	1.0000	5.2395	45742.53
25	7.146	Endosulfan I	5.3511	13.3778	1.0000	5.3511	49961.43
27	7.358	4,4'-DDE	5.3793	13.4483	1.0000	5.3793	44411.52
28	7.511	Dieldrin	5.1106	12.7765	1.0000	5.1106	39752.52
31	7.801	Endrin	5.6125	14.0313	1.0000	5.6125	45574.73
32	8.022	4,4'-DDD	5.4225	13.5562	1.0000	5.4225	28441.35
33	8.080	Endosulfan II	5.3081	13.2704	1.0000	5.3081	43259.06
35	8.247	Endrin aldehyde	5.1460	12.8650	1.0000	5.1460	32397.23
37	8.425	4,4'-DDT	5.1134	12.7836	1.0000	5.1134	29810.76
38	8.544	Endosulfan sulfate	5.5451	13.8628	1.0000	5.5451	42934.06
41	9.032	Methoxychlor	5.3283	13.3209	1.0000	5.3283	18350.50
42	9.108	Endrin Ketone	5.5631	13.9078	1.0000	5.5631	44919.74
43	9.668	Mirex	5.9483	14.8708	1.0000	5.9483	34637.43
44	10.712	% DCBP	22.2958	55.7394	1.0000	22.2958	173689.47
				660.7764	25.0000	264.3106	1690907.34

Client Id: Initial Calibration

Software Version: 4.1<1L22>
Date: 7/26/2017 01:54 PM
Sample Name : 1a;10o
Data File : E:\TC2017\ECD4\07-JUL\725A038.RAW Date: 7/25/2017 10:56 PM
Sequence File: E:\TC2017\ECD4\07-JUL\PEST_SEQ.SEQ Cycle: 529 Channel : A
Instrument : AUTO4-DUAL_ECD Rack/Vial: 0/25 Operator: cw
Sample Amount : 1.0000 Dilution Factor : 1.00

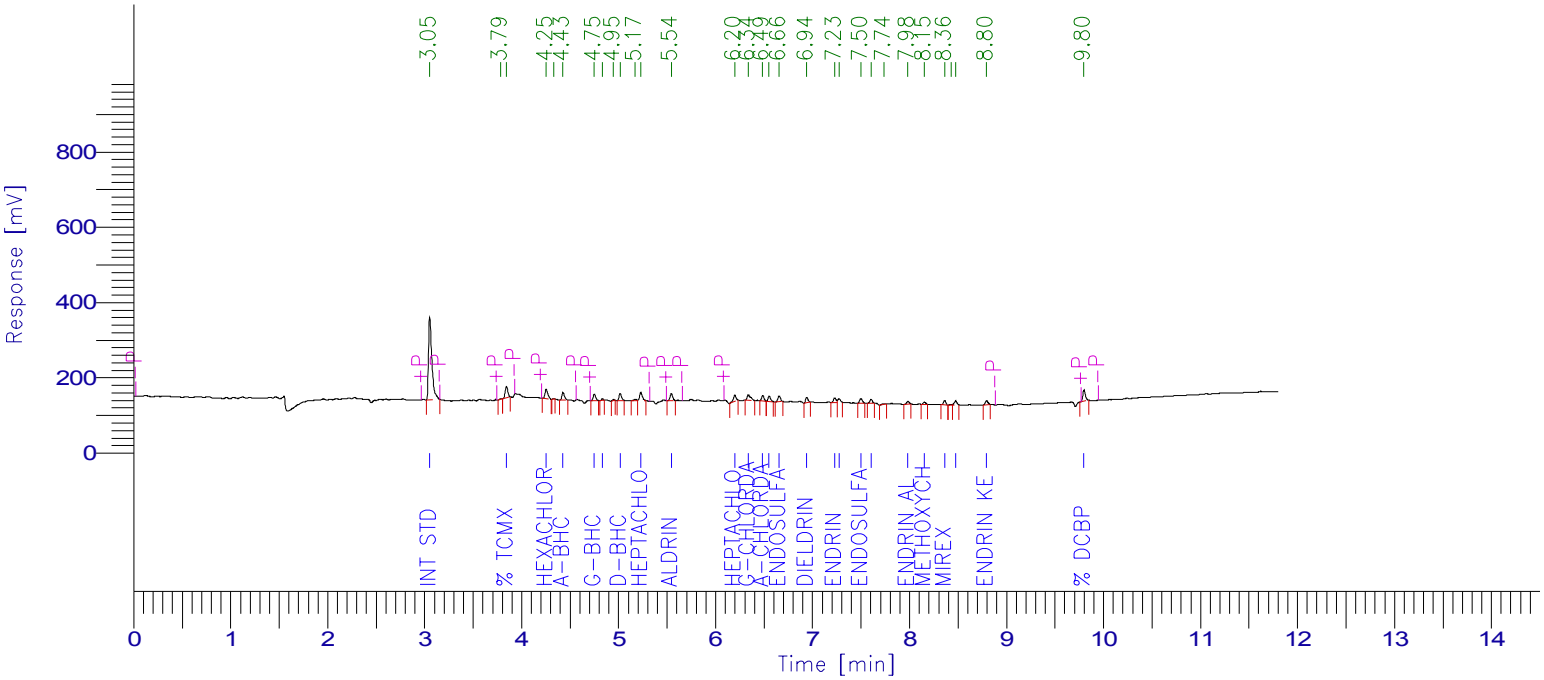

PESTICIDE REPORT

Peak #	Time [min]	Component Name	Raw Amount	Surrogate Recovery TCMX & DCBP	Multiplier	Adjusted Amount for Labowrks	Area [µV·s]
1	3.052	Int Std	100.0000	250.0000	1.0000	100.0000	522296.43
3	3.843	% TCMX	11.2813	28.2032	1.0000	11.2813	56148.41
4	4.253	Hexachlorobenzene	3.0208	7.5520	1.0000	3.0208	51579.25
6	4.427	a-BHC	2.3857	5.9643	1.0000	2.3857	36108.70
7	4.749	g-BHC	2.2228	5.5571	1.0000	2.2228	29389.56
8	4.833	b-BHC	1.1446	2.8615	1.0000	1.1446	6652.72
10	5.016	d-BHC	2.0628	5.1571	1.0000	2.0628	32120.70
12	5.229	Heptachlor	2.8863	7.2158	1.0000	2.8863	42615.00
13	5.543	Aldrin	2.7031	6.7578	1.0000	2.7031	36394.95
14	6.198	Heptachlor epoxide	2.7043	6.7607	1.0000	2.7043	34496.61
15	6.337	g-Chlordane	2.9441	7.3602	1.0000	2.9441	38734.17
16	6.487	a-Chlordane	2.2223	5.5558	1.0000	2.2223	24945.24
17	6.553	4,4'-DDE	2.2863	5.7158	1.0000	2.2863	24703.93
18	6.656	Endosulfan I	2.5017	6.2542	1.0000	2.5017	28514.45
19	6.940	Dieldrin	2.3687	5.9217	1.0000	2.3687	26812.09
20	7.229	Endrin	2.2012	5.5029	1.0000	2.2012	21401.30
21	7.273	4,4'-DDD	2.0928	5.2321	1.0000	2.0928	17270.63
22	7.499	Endosulfan II	2.2694	5.6734	1.0000	2.2694	22747.63
23	7.604	4,4'-DDT	2.2821	5.7052	1.0000	2.2821	19461.90
25	7.984	Endrin aldehyde	1.7132	4.2831	1.0000	1.7132	13671.49
26	8.152	Methoxychlor	2.2428	5.6069	1.0000	2.2428	9260.95
27	8.363	Mirex	3.1137	7.7843	1.0000	3.1137	20886.63
29	8.475	Endosulfan sulfate	2.7331	6.8327	1.0000	2.7331	22278.80
30	8.795	Endrin Ketone	2.0834	5.2084	1.0000	2.0834	19083.42
31	9.799	% DCBP	9.5968	23.9919	1.0000	9.5968	57094.42
				432.6581	25.0000	173.0632	1214669.36

Client Id: Initial Calibration

Software Version: 4.1<1L22>
Date: 7/26/2017 01:52 PM
Sample Name : 1a;10o
Data File : E:\TC2017\ECD4\07-JUL\725B038.RAW Date: 7/25/2017 10:56 PM
Sequence File: E:\TC2017\ECD4\07-JUL\PEST_SEQ.SEQ Cycle: 529 Channel : B
Instrument : AUTO4-DUAL_ECD Rack/Vial: 0/25 Operator: cw
Sample Amount : 1.0000 Dilution Factor : 1.00

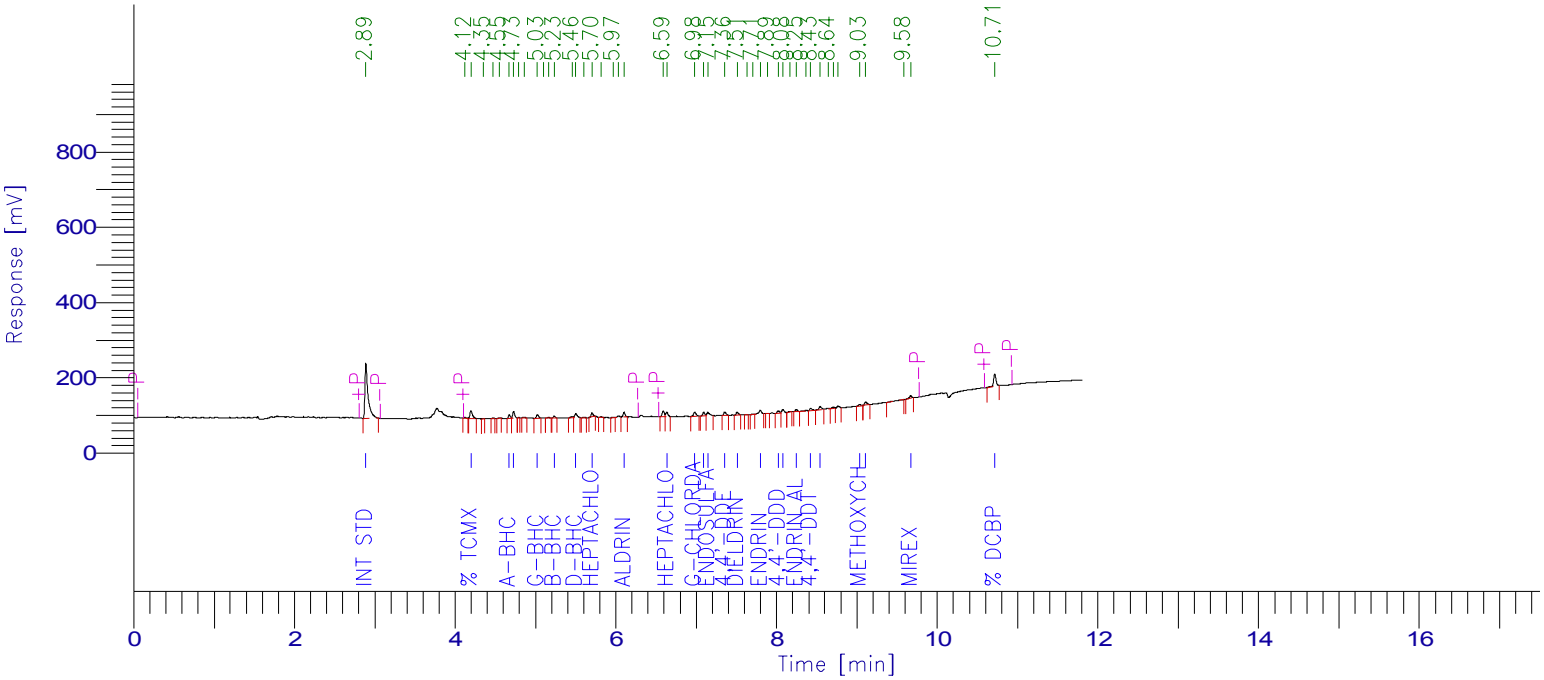

PESTICIDE REPORT

Peak #	Time [min]	Component Name	Raw Amount	Surrogate Recovery TCMX & DCBP	Multiplier	Adjusted Amount for Labowrks	Area [µV·s]
1	2.889	Int Std	100.0000	250.0000	1.0000	100.0000	398554.33
3	4.196	% TCMX	11.2451	28.1126	1.0000	11.2451	43776.69
7	4.672	a-BHC	1.8972	4.7429	1.0000	1.8972	16397.55
8	4.727	Hexachlorobenzene	2.3435	5.8588	1.0000	2.3435	32327.19
11	5.025	g-BHC	2.2641	5.6602	1.0000	2.2641	19212.42
14	5.233	b-BHC	1.8908	4.7269	1.0000	1.8908	7984.22
16	5.502	d-BHC	2.2914	5.7286	1.0000	2.2914	24238.85
18	5.703	Heptachlor	1.7419	4.3547	1.0000	1.7419	18032.09
22	6.102	Aldrin	2.5005	6.2513	1.0000	2.5005	23044.72
24	6.635	Heptachlor epoxide	2.3854	5.9635	1.0000	2.3854	20703.44
25	6.981	g-Chlordane	2.6596	6.6491	1.0000	2.6596	24103.90
26	7.093	a-Chlordane	2.3059	5.7648	1.0000	2.3059	18573.48
27	7.145	Endosulfan I	2.4918	6.2294	1.0000	2.4918	21464.39
28	7.357	4,4'-DDE	2.5283	6.3207	1.0000	2.5283	19258.33
29	7.509	Dieldrin	1.9332	4.8330	1.0000	1.9332	13873.78
32	7.798	Endrin	3.1554	7.8885	1.0000	3.1554	23639.83
34	8.022	4,4'-DDD	2.7584	6.8960	1.0000	2.7584	13348.53
35	8.080	Endosulfan II	2.2679	5.6697	1.0000	2.2679	17052.18
37	8.245	Endrin aldehyde	1.7827	4.4566	1.0000	1.7827	10354.55
39	8.425	4,4'-DDT	2.2429	5.6073	1.0000	2.2429	12064.19
40	8.543	Endosulfan sulfate	2.5994	6.4984	1.0000	2.5994	18568.71
44	9.031	Methoxychlor	2.2592	5.6480	1.0000	2.2592	7178.53
45	9.109	Endrin Ketone	2.5743	6.4358	1.0000	2.5743	19177.96
47	9.669	Mirex	2.5960	6.4901	1.0000	2.5960	13947.06
48	10.714	% DCBP	9.6004	24.0010	1.0000	9.6004	69002.28
				430.7879	25.0000	172.3152	905879.17

7D-DEG
PESTICIDE DEGRADATION STANDARD

Lab Name: Phoenix Environmental Client: NETC

Lab Code: Phoenix Case No.: SAS No.: SDG No.: GBY76292

GC Col A: ZB MR1 ID: 0.53 (mm) Date Analyzed: 07/25/17

Instrument: ECD4 Time Analyzed: 23:13

File: 725A039

ENDRIN BREAKDOWN

Compounds	Area
Endrin	486118.94
Endrin Aldehyde	0.00
Endrin Ketone	14214.82
Total Area	500333.76

Endrin Ketone	14214.82
Endrin Aldehyde	0.00
Breakdown Area	14214.82

Endrin Breakdown %	**2.8**	Breakdown Area / Total Area Must be < 15%

DDT BREAKDOWN

Compounds	Area
DDT	770882.99
DDE	0.00
DDD	0.00
Total Area	770882.99

DDE	0.00
DDD	0.00
Breakdown Area	0.00

DDT Breakdown %	**0.0**	Breakdown Area / Total Area Must be < 15%

FORM VII PEST DEG

7D-DEG
PESTICIDE DEGRADATION STANDARD

Lab Name: Phoenix Environmental Client: NETC

Lab Code: Phoenix Case No.: SAS No.: SDG No.: GBY76292

GC Col B: ZB MR2 ID: 0.53 (mm) Date Analyzed: 07/25/17

Instrument: ECD4 Time Analyzed: 23:13

File: 725B039

ENDRIN BREAKDOWN

Compounds	Area
Endrin	347964.70
Endrin Aldehyde	3809.06
Endrin Ketone	15158.41
Total Area	366932.17

Endrin Ketone	15158.41
Endrin Aldehyde	3809.06
Breakdown Area	18967.47

Endrin Breakdown %	**5.2**	Breakdown Area / Total Area Must be < 15%

DDT BREAKDOWN

Compounds	Area
DDT	542013.67
DDE	3227.71
DDD	1972.95
Total Area	547214.33

DDE	1972.95
DDD	3227.71
Breakdown Area	5200.66

DDT Breakdown %	**1.0**	Breakdown Area / Total Area Must be < 15%

FORM VII PEST DEG

Client Id: Initial Calibration

Software Version: 4.1<1L22>
Date: 7/26/2017 01:54 PM
Sample Name : deg std/1g;14y
Data File : E:\TC2017\ECD4\07-JUL\725A039.RAW Date: 7/25/2017 11:13 PM
Sequence File: E:\TC2017\ECD4\07-JUL\PEST_SEQ.SEQ Cycle: 530 Channel : A
Instrument : AUTO4-DUAL_ECD Rack/Vial: 0/26 Operator: cw
Sample Amount : 1.0000 Dilution Factor : 1.00

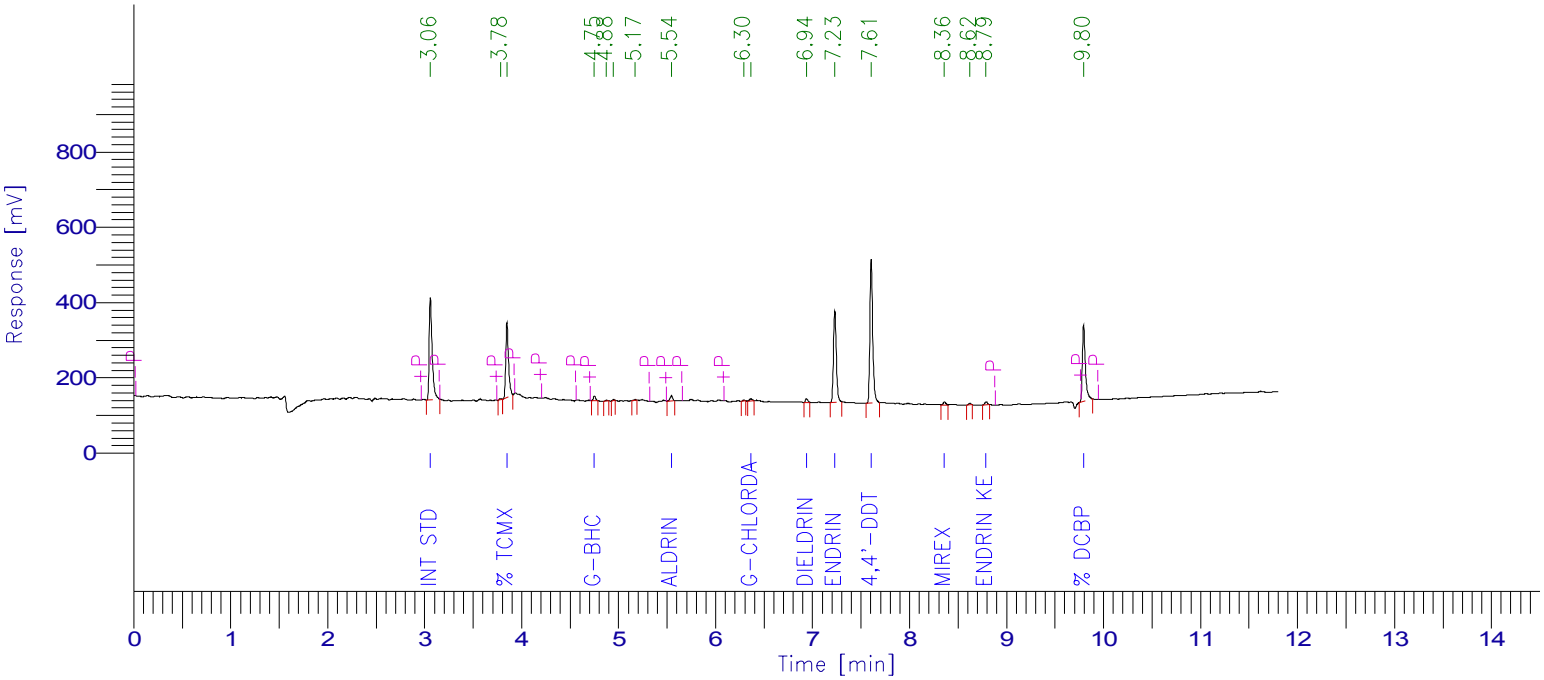

PESTICIDE REPORT

Peak #	Time [min]	Component Name	Raw Amount	Surrogate Recovery TCMX & DCBP	Multiplier	Adjusted Amount for Labowrks	Area [µV·s]
1	3.058	Int Std	100.0000	250.0000	1.0000	100.0000	565878.72
3	3.848	% TCMX	72.0699	180.1747	1.0000	72.0699	388633.16
0	4.257	Hexachlorobenzene	0.0000	0.0000	1.0000	0.0000	0.00
0	4.430	a-BHC	0.0000	0.0000	1.0000	0.0000	0.00
4	4.751	g-BHC	1.3506	3.3766	1.0000	1.3506	19347.57
0	4.836	b-BHC	0.0000	0.0000	1.0000	0.0000	0.00
0	5.020	d-BHC	0.0000	0.0000	1.0000	0.0000	0.00
0	5.232	Heptachlor	0.0000	0.0000	1.0000	0.0000	0.00
8	5.543	Aldrin	1.6440	4.1099	1.0000	1.6440	23981.36
0	6.201	Heptachlor epoxide	0.0000	0.0000	1.0000	0.0000	0.00
10	6.365	g-Chlordane	0.7473	1.8683	1.0000	0.7473	10652.85
0	6.490	a-Chlordane	0.0000	0.0000	1.0000	0.0000	0.00
0	6.557	4,4'-DDE	0.0000	0.0000	1.0000	0.0000	0.00
0	6.659	Endosulfan I	0.0000	0.0000	1.0000	0.0000	0.00
11	6.937	Dieldrin	1.4041	3.5104	1.0000	1.4041	17220.38
12	7.230	Endrin	46.1477	115.3693	1.0000	46.1477	486118.94
0	7.278	4,4'-DDD	0.0000	0.0000	1.0000	0.0000	0.00
0	7.502	Endosulfan II	0.0000	0.0000	1.0000	0.0000	0.00
13	7.605	4,4'-DDT	83.4318	208.5794	1.0000	83.4318	770882.99
0	7.987	Endrin aldehyde	0.0000	0.0000	1.0000	0.0000	0.00
0	8.154	Methoxychlor	0.0000	0.0000	1.0000	0.0000	0.00
14	8.361	Mirex	1.9669	4.9172	1.0000	1.9669	14294.58
0	8.478	Endosulfan sulfate	0.0000	0.0000	1.0000	0.0000	0.00
16	8.790	Endrin Ketone	1.4323	3.5808	1.0000	1.4323	14214.82
17	9.795	% DCBP	67.1472	167.8681	1.0000	67.1472	432816.06
				943.3546	25.0000	377.3419	2744041.42

Client Id: Initial Calibration

Software Version: 4.1<1L22>
Date: 7/26/2017 01:52 PM
Sample Name : deg std/1g;14y
Data File : E:\TC2017\ECD4\07-JUL\725B039.RAW Date: 7/25/2017 11:13 PM
Sequence File: E:\TC2017\ECD4\07-JUL\PEST_SEQ.SEQ Cycle: 530 Channel : B
Instrument : AUTO4-DUAL_ECD Rack/Vial: 0/26 Operator: cw
Sample Amount : 1.0000 Dilution Factor : 1.00

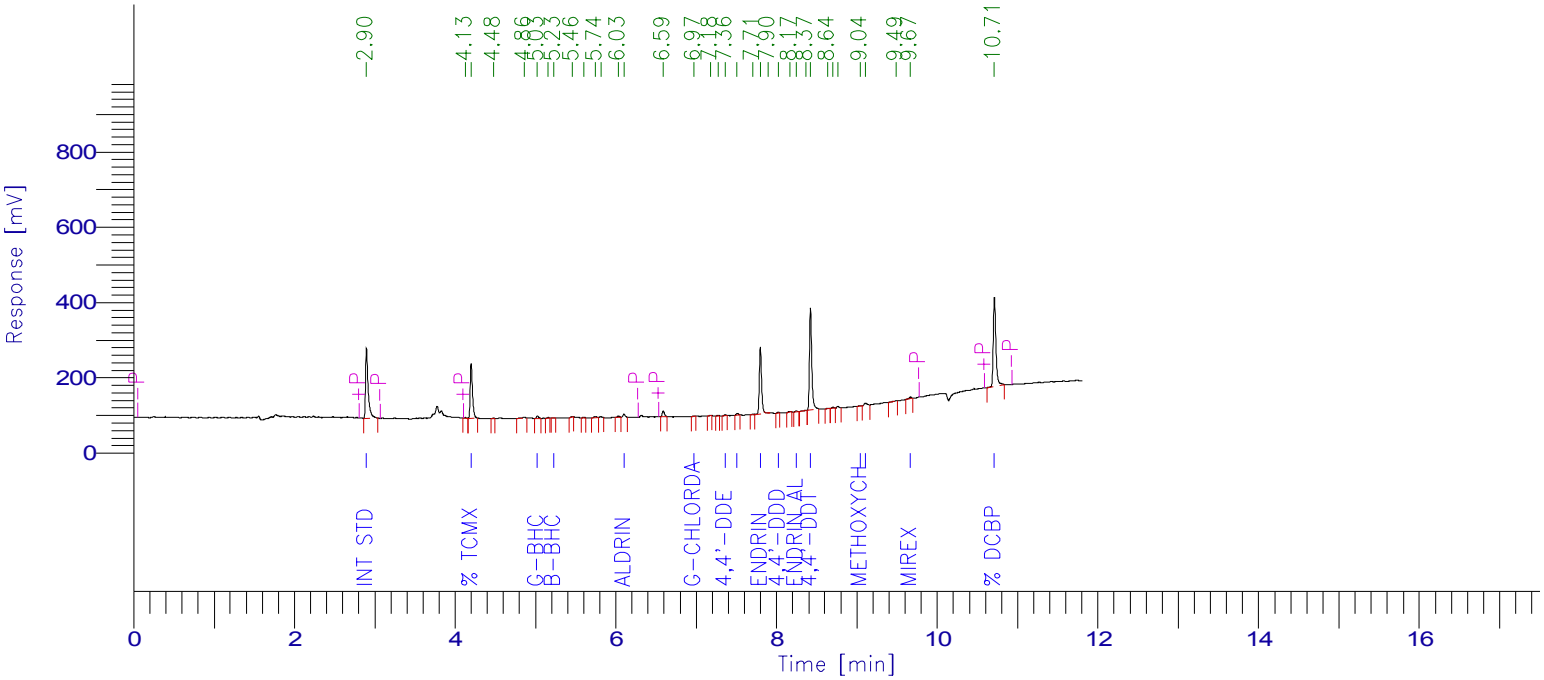

PESTICIDE REPORT

Peak #	Time [min]	Component Name	Raw Amount	Surrogate Recovery TCMX & DCBP	Multiplier	Adjusted Amount for Labowrks	Area [µV·s]
1	2.896	Int Std	100.0000	250.0000	1.0000	100.0000	418393.66
3	4.199	% TCMX	69.9398	174.8496	1.0000	69.9398	285827.17
0	4.676	a-BHC	0.0000	0.0000	1.0000	0.0000	0.00
0	4.730	Hexachlorobenzene	0.0000	0.0000	1.0000	0.0000	0.00
6	5.025	g-BHC	1.4175	3.5438	1.0000	1.4175	12627.54
8	5.226	b-BHC	0.5018	1.2544	1.0000	0.5018	2224.32
0	5.506	d-BHC	0.0000	0.0000	1.0000	0.0000	0.00
0	5.706	Heptachlor	0.0000	0.0000	1.0000	0.0000	0.00
14	6.102	Aldrin	1.6808	4.2021	1.0000	1.6808	16261.57
0	6.638	Heptachlor epoxide	0.0000	0.0000	1.0000	0.0000	0.00
16	6.974	g-Chlordane	0.1795	0.4489	1.0000	0.1795	1708.15
0	7.096	a-Chlordane	0.0000	0.0000	1.0000	0.0000	0.00
0	7.148	Endosulfan I	0.0000	0.0000	1.0000	0.0000	0.00
19	7.362	4,4'-DDE	0.4037	1.0091	1.0000	0.4037	3227.71
20	7.508	Dieldrin	1.1356	2.8391	1.0000	1.1356	8555.66
22	7.798	Endrin	44.2433	110.6083	1.0000	44.2433	347964.70
24	8.023	4,4'-DDD	0.3884	0.9709	1.0000	0.3884	1972.95
0	8.080	Endosulfan II	0.0000	0.0000	1.0000	0.0000	0.00
26	8.244	Endrin aldehyde	0.6247	1.5617	1.0000	0.6247	3809.06
28	8.422	4,4'-DDT	95.9905	239.9762	1.0000	95.9905	542013.67
0	8.545	Endosulfan sulfate	0.0000	0.0000	1.0000	0.0000	0.00
32	9.042	Methoxychlor	0.6990	1.7476	1.0000	0.6990	2331.73
33	9.105	Endrin Ketone	1.9383	4.8457	1.0000	1.9383	15158.41
35	9.666	Mirex	1.2875	3.2187	1.0000	1.2875	7261.24
36	10.711	% DCBP	72.0191	180.0477	1.0000	72.0191	543400.52
				981.1238	25.0000	392.4495	2212738.06

7D-DEG
PESTICIDE DEGRADATION STANDARD

Lab Name: Phoenix Environmental Client: NETC

Lab Code: Phoenix Case No.: SAS No.: SDG No.: GBY76292

GC Col A: ZB MR1 ID: 0.53 (mm) Date Analyzed: 08/02/17

Instrument: ECD4 Time Analyzed: 08:44

File: 802A004

ENDRIN BREAKDOWN

Compounds	Area
Endrin	358925.50
Endrin Aldehyde	23778.06
Endrin Ketone	1706.39
Total Area	384409.95

Endrin Ketone	1706.39
Endrin Aldehyde	23778.06
Breakdown Area	25484.45

Endrin Breakdown %	**6.6**	Breakdown Area / Total Area Must be < 15%

DDT BREAKDOWN

Compounds	Area
DDT	511260.84
DDE	943.45
DDD	0.00
Total Area	512204.29

DDE	0.00
DDD	943.45
Breakdown Area	943.45

DDT Breakdown %	**0.2**	Breakdown Area / Total Area Must be < 15%

FORM VII PEST DEG

7D-DEG
PESTICIDE DEGRADATION STANDARD

Lab Name: Phoenix Environmental Client: NETC

Lab Code: Phoenix Case No.: SAS No.: SDG No.: GBY76292

GC Col B: ZB MR2 ID: 0.53 (mm) Date Analyzed: 08/02/17

Instrument: ECD4 Time Analyzed: 08:44

File: 802B004

ENDRIN BREAKDOWN

Compounds	Area
Endrin	292426.17
Endrin Aldehyde	16460.47
Endrin Ketone	8718.42
Total Area	317605.06

Endrin Ketone	8718.42
Endrin Aldehyde	16460.47
Breakdown Area	25178.89

Endrin Breakdown %	**7.9**	Breakdown Area / Total Area Must be < 15%

DDT BREAKDOWN

Compounds	Area
DDT	435227.94
DDE	0.00
DDD	2106.44
Total Area	437334.38

DDE	2106.44
DDD	0.00
Breakdown Area	2106.44

DDT Breakdown %	**0.5**	Breakdown Area / Total Area Must be < 15%

FORM VII PEST DEG

Client Id: Degradation Standard

Software Version: 4.1<1L22>
Date: 8/2/2017 12:55 PM
Sample Name : DEG;14Y
Data File : E:\TC2017\ECD4\08-AUG\802A004.RAW Date: 8/2/2017 08:44 AM
Sequence File: E:\TC2017\ECD4\08-AUG\PEST_SEQ.SEQ Cycle: 46 Channel : A
Instrument : AUTO4-DUAL_ECD Rack/Vial: 0/2 Operator: cw
Sample Amount : 1.0000 Dilution Factor : 1.00

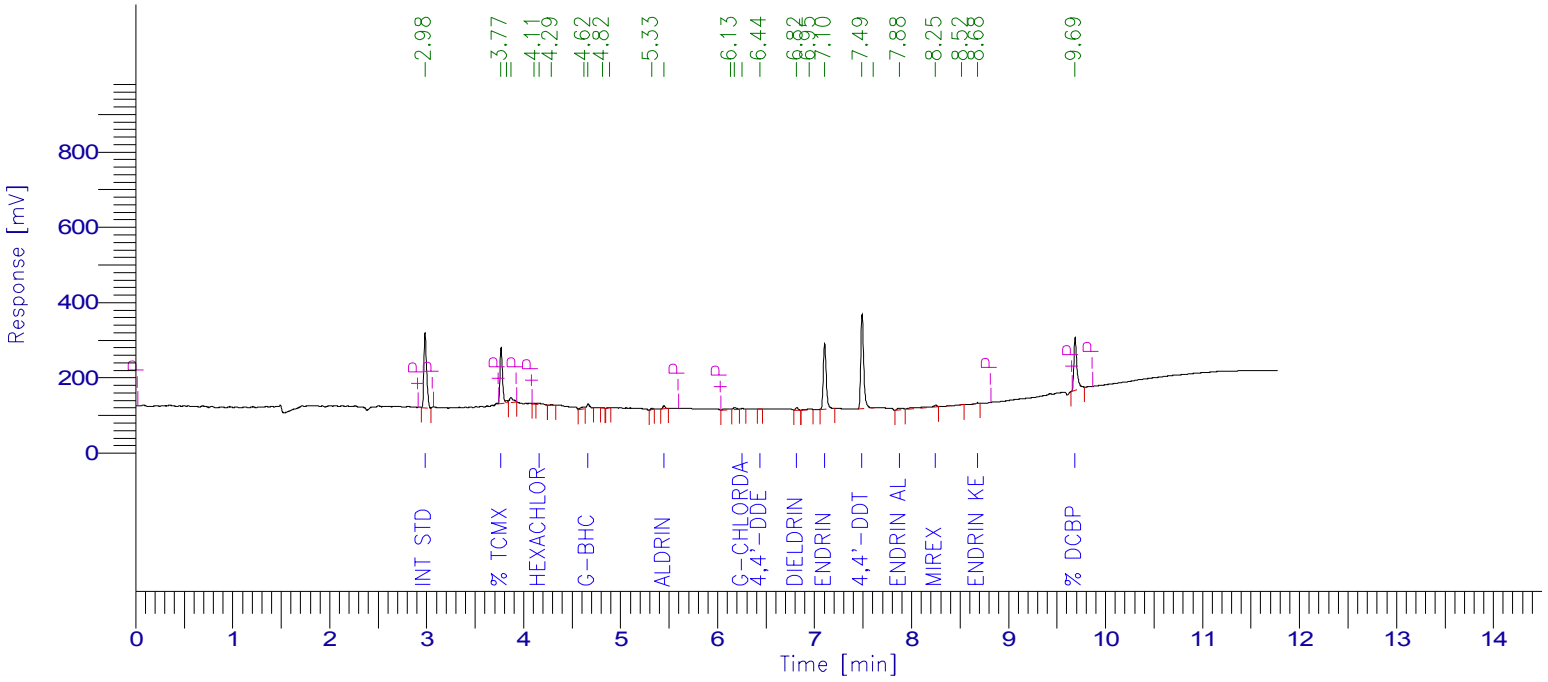

PESTICIDE REPORT

Peak #	Time [min]	Component Name	Raw Amount	Surrogate Recovery TCMX & DCBP	Multiplier	Adjusted Amount for Labowrks	Area [µV·s]
1	2.983	Int Std	100.0000	250.0000	1.0000	100.0000	392233.63
2	3.768	% TCMX	70.1352	175.3379	1.0000	70.1352	262145.99
6	4.161	Hexachlorobenzene	0.9615	2.4037	1.0000	0.9615	12328.82
0	4.343	a-BHC	0.0000	0.0000	1.0000	0.0000	0.00
9	4.665	g-BHC	2.5150	6.2876	1.0000	2.5150	24972.22
0	4.736	b-BHC	0.0000	0.0000	1.0000	0.0000	0.00
0	4.922	d-BHC	0.0000	0.0000	1.0000	0.0000	0.00
0	5.130	Heptachlor	0.0000	0.0000	1.0000	0.0000	0.00
13	5.447	Aldrin	1.3959	3.4898	1.0000	1.3959	14114.32
0	6.092	Heptachlor epoxide	0.0000	0.0000	1.0000	0.0000	0.00
16	6.255	g-Chlordane	0.3935	0.9837	1.0000	0.3935	3887.92
0	6.376	a-Chlordane	0.0000	0.0000	1.0000	0.0000	0.00
17	6.441	4,4'-DDE	0.1163	0.2907	1.0000	0.1163	943.45
0	6.541	Endosulfan I	0.0000	0.0000	1.0000	0.0000	0.00
18	6.816	Dieldrin	1.4867	3.7167	1.0000	1.4867	12637.80
20	7.104	Endrin	49.1576	122.8939	1.0000	49.1576	358925.50
0	7.158	4,4'-DDD	0.0000	0.0000	1.0000	0.0000	0.00
0	7.383	Endosulfan II	0.0000	0.0000	1.0000	0.0000	0.00
21	7.490	4,4'-DDT	79.8296	199.5740	1.0000	79.8296	511260.84
23	7.878	Endrin aldehyde	3.9678	9.9195	1.0000	3.9678	23778.06
0	8.044	Methoxychlor	0.0000	0.0000	1.0000	0.0000	0.00
24	8.248	Mirex	10.8514	27.1284	1.0000	10.8514	54664.29
0	8.363	Endosulfan sulfate	0.0000	0.0000	1.0000	0.0000	0.00
26	8.681	Endrin Ketone	0.2481	0.6202	1.0000	0.2481	1706.39
27	9.687	% DCBP	66.5509	166.3774	1.0000	66.5509	297338.37
				969.0236	25.0000	387.6094	1970937.62

Client Id: Degradation Standard

Software Version: 4.1<1L22>
Date: 8/2/2017 12:53 PM
Sample Name : DEG;14Y
Data File : E:\TC2017\ECD4\08-AUG\802B004.RAW Date: 8/2/2017 08:44 AM
Sequence File: E:\TC2017\ECD4\08-AUG\PEST_SEQ.SEQ Cycle: 46 Channel : B
Instrument : AUTO4-DUAL_ECD Rack/Vial: 0/2 Operator: cw
Sample Amount : 1.0000 Dilution Factor : 1.00

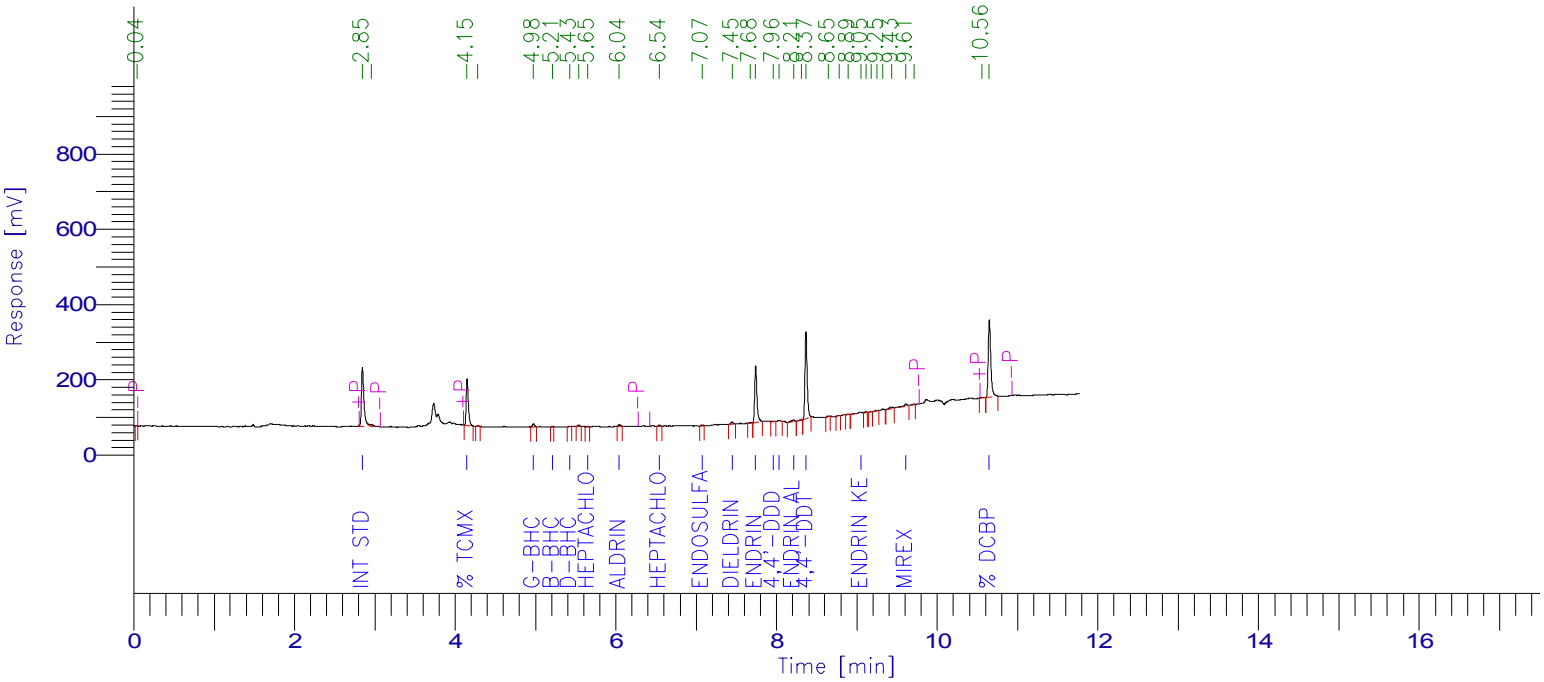

PESTICIDE REPORT

Peak #	Time [min]	Component Name	Raw Amount	Surrogate Recovery TCMX & DCBP	Multiplier	Adjusted Amount for Labowrks	Area [µV·s]
2	2.845	Int Std	100.0000	250.0000	1.0000	100.0000	341135.70
4	4.149	% TCMX	68.3766	170.9415	1.0000	68.3766	227839.19
0	4.627	a-BHC	0.0000	0.0000	1.0000	0.0000	0.00
0	4.680	Hexachlorobenzene	0.0000	0.0000	1.0000	0.0000	0.00
6	4.976	g-BHC	1.6744	4.1860	1.0000	1.6744	12161.55
7	5.211	b-BHC	0.3384	0.8461	1.0000	0.3384	1223.27
8	5.428	d-BHC	0.1416	0.3540	1.0000	0.1416	1282.01
10	5.649	Heptachlor	0.3087	0.7717	1.0000	0.3087	2735.22
11	6.042	Aldrin	1.2719	3.1798	1.0000	1.2719	10033.33
12	6.543	Heptachlor epoxide	0.7574	1.8934	1.0000	0.7574	5626.47
0	6.921	g-Chlordane	0.0000	0.0000	1.0000	0.0000	0.00
0	7.032	a-Chlordane	0.0000	0.0000	1.0000	0.0000	0.00
13	7.072	Endosulfan I	0.6463	1.6158	1.0000	0.6463	4765.51
0	7.294	4,4'-DDE	0.0000	0.0000	1.0000	0.0000	0.00
14	7.447	Dieldrin	1.6906	4.2266	1.0000	1.6906	10384.90
16	7.740	Endrin	45.6023	114.0058	1.0000	45.6023	292426.17
17	7.958	4,4'-DDD	0.5085	1.2714	1.0000	0.5085	2106.44
18	8.036	Endosulfan II	1.0473	2.6184	1.0000	1.0473	6740.43
19	8.211	Endrin aldehyde	3.3109	8.2771	1.0000	3.3109	16460.47
21	8.365	4,4'-DDT	94.5350	236.3375	1.0000	94.5350	435227.94
0	8.486	Endosulfan sulfate	0.0000	0.0000	1.0000	0.0000	0.00
0	8.970	Methoxychlor	0.0000	0.0000	1.0000	0.0000	0.00
25	9.050	Endrin Ketone	1.3673	3.4182	1.0000	1.3673	8718.42
31	9.611	Mirex	4.2784	10.6959	1.0000	4.2784	19673.91
34	10.647	% DCBP	74.9507	187.3767	1.0000	74.9507	461094.81
				1002.0160	25.0000	400.8064	1859635.73

7D
PESTICIDE CALIBRATION VERIFICATION SUMMARY
Primary

Lab Name: Phoenix Environmental Client: NETC

Lab Code: Phoenix Case No.: SAS No.: SDG No.: GBY76292

GC Col A: CLP ID: 0.53 (mm) Init. Calib. Date(s): 07/25/17 07/25/17

EPA Sample No.(PIBLK): HEX Date Analyzed: 08/02/17

LAB Sample ID (PIBLK): HEX - 802A003 Time Analyzed: 8:28

EPA Sample No.(PEM): Date Analyzed:

LAB Sample ID (PEM): Time Analyzed:

Instrument: ECD4 File: 802A003

COMPOUND	RT	RT WINDOW FROM	RT WINDOW TO	CALC AMOUNT ppb	NOM AMOUNT ppb	% D		CF
alpha-BHC		4.38	4.48	0.002U				
beta-BHC		4.79	4.89	0.002U				
delta-BHC		4.97	5.07	0.005U				
gamma-BHC (Lindane)		4.71	4.81	0.002U				
Heptachlor		5.18	5.28	0.005U				
Aldrin		5.50	5.60	0.001U				
Heptachlor Epoxide		6.13	6.27	0.005U				
Endosulfan I		6.59	6.73	0.005U				
Dieldrin		6.87	7.01	0.001U				
4,4' -DDE		6.49	6.63	0.003U				
Endrin		7.17	7.31	0.005U				
Endosulfan II		7.43	7.57	0.005U				
4,4' -DDD		7.21	7.35	0.003U				
Endosulfan Sulfate		8.41	8.55	0.005U				
4,4' -DDT		7.54	7.68	0.003U				
Methoxychlor		8.09	8.23	0.005U				
Endrin ketone		8.73	8.87	0.005U				
Endrin Aldehyde		7.92	8.06	0.005U				
alpha-Chlordane		6.42	6.56	0.005U				
gamma-Chlordane		6.27	6.41	0.005U				

QC LIMITS:
%D must be less than or equal to 20% (*) Criteria exceeded. CF=Calibration/Response Factor
Both channels need to have the compound detected for a concentration to be reported on either channel.

FORM VII PEST

7D
PESTICIDE CALIBRATION VERIFICATION SUMMARY
Confirmation

Lab Name: Phoenix Environmental Client: NETC

Lab Code: Phoenix Case No.: SAS No.: SDG No.: GBY76292

GC Col B: Rtx-440 ID: 0.32 (mm) Init. Calib. Date(s): 07/25/17 07/25/17

EPA Sample No.(PIBLK): HEX Date Analyzed: 08/02/17

LAB Sample ID (PIBLK): HEX - 802B003 Time Analyzed: 8:28

EPA Sample No.(PEM): Date Analyzed:

LAB Sample ID (PEM): Time Analyzed:

Instrument: ECD4 File: 802B003

COMPOUND	RT	RT WINDOW FROM	RT WINDOW TO	CALC AMOUNT ppb	NOM AMOUNT ppb	% D		CF
alpha-BHC		4.63	4.73	0.002U				
beta-BHC		5.19	5.29	0.002U				
delta-BHC		5.46	5.56	0.005U				
gamma-BHC (Lindane)		4.98	5.08	0.002U				
Heptachlor		5.66	5.76	0.005U				
Aldrin		6.06	6.16	0.001U				
Heptachlor Epoxide		6.57	6.71	0.005U				
Endosulfan I		7.08	7.22	0.005U				
Dieldrin		7.44	7.58	0.001U				
4,4' -DDE		7.29	7.43	0.003U				
Endrin		7.73	7.87	0.005U				
Endosulfan II		8.01	8.15	0.005U				
4,4' -DDD		7.95	8.09	0.003U				
Endosulfan Sulfate		8.48	8.62	0.005U				
4,4' -DDT		8.36	8.50	0.003U				
Methoxychlor		8.96	9.10	0.005U				
Endrin ketone		9.04	9.18	0.005U				
Endrin Aldehyde		8.18	8.32	0.005U				
alpha-Chlordane		7.03	7.17	0.005U				
gamma-Chlordane		6.92	7.06	0.005U				

QC LIMITS:
%D must be less than or equal to 20% (*) Criteria exceeded. CF=Calibration/Response Factor
Both channels need to have the compound detected for a concentration to be reported on either channel.

FORM VII PEST

Client Id: Continuing Blank

Software Version: 4.1<1L22>
Date: 8/2/2017 12:55 PM
Sample Name : HEX
Data File : E:\TC2017\ECD4\08-AUG\802A003.RAW Date: 8/2/2017 08:28 AM
Sequence File: E:\TC2017\ECD4\08-AUG\PEST_SEQ.SEQ Cycle: 45 Channel : A
Instrument : AUTO4-DUAL_ECD Rack/Vial: 0/1 Operator: cw
Sample Amount : 1.0000 Dilution Factor : 1.00

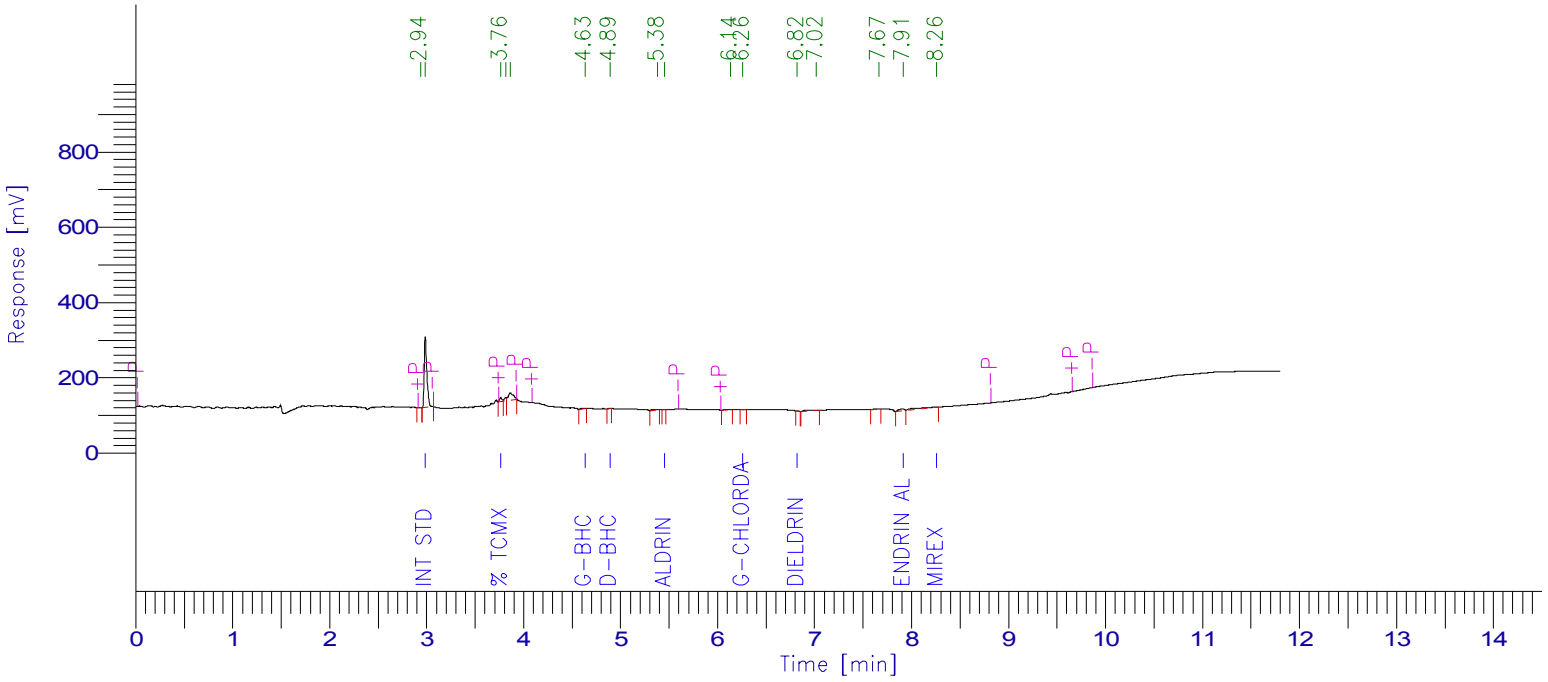

PESTICIDE REPORT

Peak #	Time [min]	Component Name	Raw Amount	Surrogate Recovery TCMX & DCBP	Multiplier	Adjusted Amount for Labowrks	Area [µV·s]
2	2.986	Int Std	100.0000	250.0000	1.0000	100.0000	355952.37
3	3.764	% TCMX	5.4102	13.5254	1.0000	5.4102	18351.24
0	4.171	Hexachlorobenzene	0.0000	0.0000	1.0000	0.0000	0.00
0	4.343	a-BHC	0.0000	0.0000	1.0000	0.0000	0.00
6	4.633	g-BHC	0.5999	1.4999	1.0000	0.5999	5405.90
0	4.736	b-BHC	0.0000	0.0000	1.0000	0.0000	0.00
7	4.890	d-BHC	0.0615	0.1537	1.0000	0.0615	652.57
0	5.130	Heptachlor	0.0000	0.0000	1.0000	0.0000	0.00
0	6.092	Heptachlor epoxide	0.0000	0.0000	1.0000	0.0000	0.00
11	6.263	g-Chlordane	0.1550	0.3876	1.0000	0.1550	1390.16
0	6.376	a-Chlordane	0.0000	0.0000	1.0000	0.0000	0.00
0	6.443	4,4'-DDE	0.0000	0.0000	1.0000	0.0000	0.00
0	6.541	Endosulfan I	0.0000	0.0000	1.0000	0.0000	0.00
12	6.823	Dieldrin	0.2254	0.5635	1.0000	0.2254	1738.77
0	7.109	Endrin	0.0000	0.0000	1.0000	0.0000	0.00
0	7.158	4,4'-DDD	0.0000	0.0000	1.0000	0.0000	0.00
0	7.383	Endosulfan II	0.0000	0.0000	1.0000	0.0000	0.00
0	7.492	4,4'-DDT	0.0000	0.0000	1.0000	0.0000	0.00
15	7.913	Endrin aldehyde	4.2369	10.5921	1.0000	4.2369	23041.76
0	8.044	Methoxychlor	0.0000	0.0000	1.0000	0.0000	0.00
16	8.260	Mirex	9.6591	24.1478	1.0000	9.6591	44157.39
0	8.363	Endosulfan sulfate	0.0000	0.0000	1.0000	0.0000	0.00
0	8.682	Endrin Ketone	0.0000	0.0000	1.0000	0.0000	0.00
0	9.690	% DCBP	0.0000	0.0000	1.0000	0.0000	0.00
				300.8700	24.0000	120.3480	450690.16

Client Id: Continuing Blank

Software Version: 4.1<1L22>
Date: 8/2/2017 12:53 PM
Sample Name : HEX
Data File : E:\TC2017\ECD4\08-AUG\802B003.RAW Date: 8/2/2017 08:28 AM
Sequence File: E:\TC2017\ECD4\08-AUG\PEST_SEQ.SEQ Cycle: 45 Channel : B
Instrument : AUTO4-DUAL_ECD Rack/Vial: 0/1 Operator: cw
Sample Amount : 1.0000 Dilution Factor : 1.00

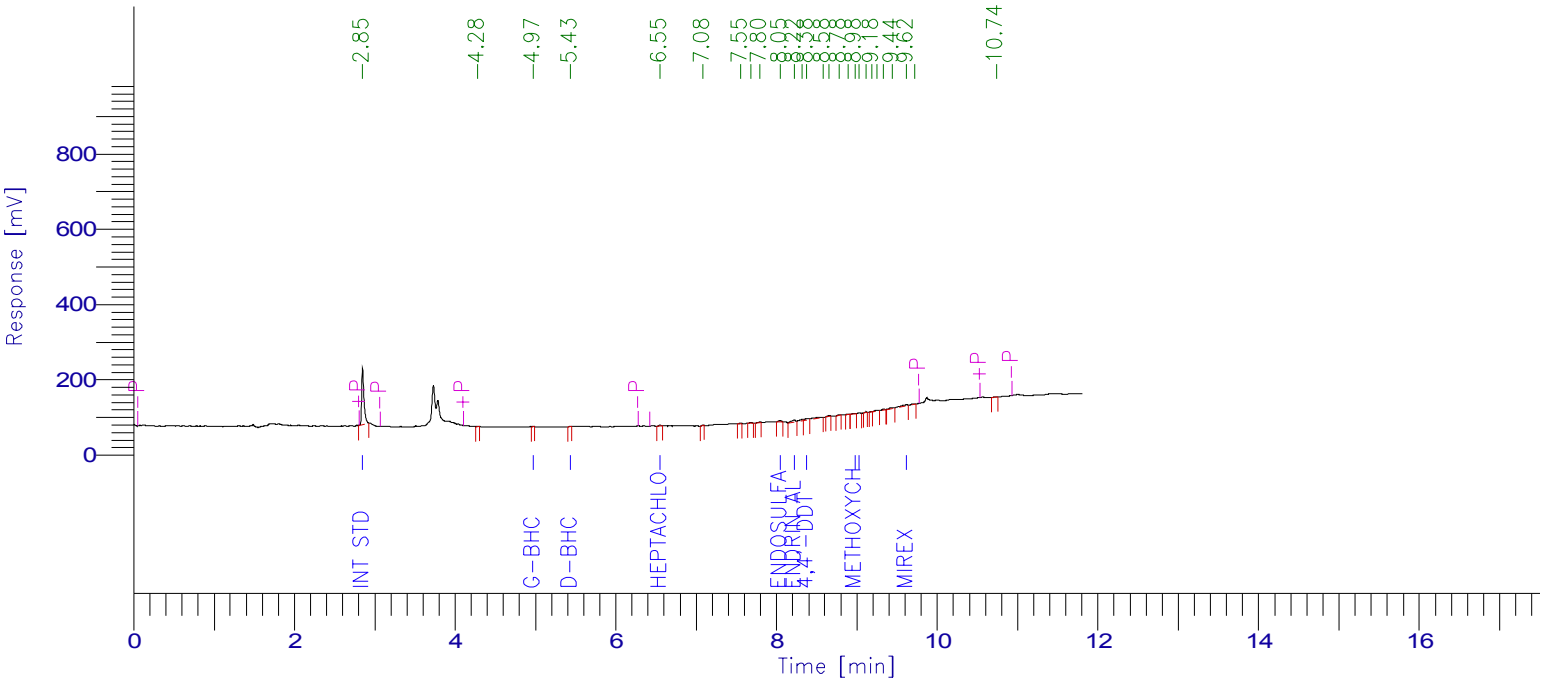

PESTICIDE REPORT

Peak #	Time [min]	Component Name	Raw Amount	Surrogate Recovery TCMX & DCBP	Multiplier	Adjusted Amount for Labowrks	Area [µV·s]
1	2.847	Int Std	100.0000	250.0000	1.0000	100.0000	295493.60
0	4.152	% TCMX	0.0000	0.0000	1.0000	0.0000	0.00
0	4.627	a-BHC	0.0000	0.0000	1.0000	0.0000	0.00
0	4.680	Hexachlorobenzene	0.0000	0.0000	1.0000	0.0000	0.00
3	4.970	g-BHC	0.1445	0.3612	1.0000	0.1445	908.92
0	5.187	b-BHC	0.0000	0.0000	1.0000	0.0000	0.00
4	5.432	d-BHC	0.1703	0.4258	1.0000	0.1703	1335.78
0	5.645	Heptachlor	0.0000	0.0000	1.0000	0.0000	0.00
0	6.042	Aldrin	0.0000	0.0000	1.0000	0.0000	0.00
5	6.548	Heptachlor epoxide	0.8756	2.1889	1.0000	0.8756	5634.22
0	6.921	g-Chlordane	0.0000	0.0000	1.0000	0.0000	0.00
0	7.032	a-Chlordane	0.0000	0.0000	1.0000	0.0000	0.00
0	7.085	Endosulfan I	0.0000	0.0000	1.0000	0.0000	0.00
0	7.294	4,4'-DDE	0.0000	0.0000	1.0000	0.0000	0.00
0	7.451	Dieldrin	0.0000	0.0000	1.0000	0.0000	0.00
0	7.744	Endrin	0.0000	0.0000	1.0000	0.0000	0.00
0	7.965	4,4'-DDD	0.0000	0.0000	1.0000	0.0000	0.00
10	8.045	Endosulfan II	1.2723	3.1807	1.0000	1.2723	7092.53
11	8.220	Endrin aldehyde	4.4579	11.1448	1.0000	4.4579	19197.97
13	8.375	4,4'-DDT	2.9303	7.3257	1.0000	2.9303	11685.71
0	8.486	Endosulfan sulfate	0.0000	0.0000	1.0000	0.0000	0.00
18	8.976	Methoxychlor	0.9311	2.3278	1.0000	0.9311	2193.50
19	9.029	Endrin Ketone	0.6904	1.7259	1.0000	0.6904	3813.07
25	9.619	Mirex	4.5940	11.4849	1.0000	4.5940	18298.75
0	10.640	% DCBP	0.0000	0.0000	1.0000	0.0000	0.00
				290.1656	25.0000	116.0663	365654.05

7D
PESTICIDE CALIBRATION VERIFICATION SUMMARY
Primary

Lab Name: Phoenix Environmental Client: NETC

Lab Code: Phoenix Case No.: SAS No.: SDG No.: GBY76292

GC Col A: CLP ID: 0.53 (mm) Init. Calib. Date(s): 07/25/17 07/25/17

EPA Sample No.(PIBLK): Date Analyzed:

LAB Sample ID (PIBLK): Time Analyzed:

EPA Sample No.(PEM): MIX 4;16D Date Analyzed: 08/02/17

LAB Sample ID (PEM): MIX 4;16D - 802A005 Time Analyzed: 9:00

Instrument: ECD4 File: 802A005

COMPOUND	RT	RT WINDOW FROM	RT WINDOW TO	RAW AMOUNT ppb	NOM AMOUNT ppb	% D		CF
alpha-BHC	4.35	4.38	4.48	50	50	0		2.898
beta-BHC	4.75	4.79	4.89	51	50	2		1.113
delta-BHC	4.93	4.97	5.07	48	50	4		2.981
gamma-BHC (Lindane)	4.67	4.71	4.81	52	50	4		2.531
Heptachlor	5.14	5.18	5.28	46	50	8		2.827
Aldrin	5.45	5.50	5.60	47	50	6		2.578
Heptachlor Epoxide	6.09	6.13	6.27	45	50	10		2.442
Endosulfan I	6.54	6.59	6.73	46	50	8		2.182
Dieldrin	6.82	6.87	7.01	46	50	8		2.167
4,4' -DDE	6.45	6.49	6.63	46	50	8		2.069
Endrin	7.11	7.17	7.31	50	50	0		1.862
Endosulfan II	7.38	7.43	7.57	44	50	12		1.919
4,4' -DDD	7.16	7.21	7.35	47	50	6		1.580
Endosulfan Sulfate	8.36	8.41	8.55	44	50	12		1.561
4,4' -DDT	7.49	7.54	7.68	44	50	12		1.633
Methoxychlor	8.04	8.09	8.23	46	50	8		0.791
Endrin ketone	8.68	8.73	8.87	43	50	14		1.754
Endrin Aldehyde	7.87	7.92	8.06	46	50	8		1.528
alpha-Chlordane	6.38	6.42	6.56	47	50	6		2.149
gamma-Chlordane	6.23	6.27	6.41	43	50	14		2.519
Decachlorobiphenyl	9.69	9.70	9.90	70	80	13		1.139
Tetrachloro-m-xylene	3.77	3.80	3.90	81	80	1		0.953

QC LIMITS:
%D must be less than or equal to 20% (*) Criteria exceeded. CF=Calibration/Response Factor

FORM VII PEST

7D
PESTICIDE CALIBRATION VERIFICATION SUMMARY
Confirmation

Lab Name: Phoenix Environmental Client: NETC

Lab Code: Phoenix Case No.: SAS No.: SDG No.: GBY76292

GC Col B: Rtx-440 ID: 0.32 (mm) Init. Calib. Date(s): 07/25/17 07/25/17

EPA Sample No.(PIBLK): Date Analyzed:

LAB Sample ID (PIBLK): Time Analyzed:

EPA Sample No.(PEM): MIX 4;16D Date Analyzed: 08/02/17

LAB Sample ID (PEM): MIX 4;16D - 802B005 Time Analyzed: 9:00

Instrument: ECD4 File: 802B005

COMPOUND	RT	RT WINDOW FROM	RT WINDOW TO	RAW AMOUNT ppb	NOM AMOUNT ppb	% D		CF
alpha-BHC	4.63	4.63	4.73	53	50	6		2.169
beta-BHC	5.19	5.19	5.29	50	50	0		1.060
delta-BHC	5.46	5.46	5.56	46	50	8		2.654
gamma-BHC (Lindane)	4.98	4.98	5.08	52	50	4		2.129
Heptachlor	5.65	5.66	5.76	45	50	10		2.597
Aldrin	6.05	6.06	6.16	47	50	6		2.312
Heptachlor Epoxide	6.58	6.57	6.71	47	50	6		2.178
Endosulfan I	7.08	7.08	7.22	46	50	8		2.161
Dieldrin	7.45	7.44	7.58	53	50	6		1.801
4,4' -DDE	7.30	7.29	7.43	47	50	6		1.911
Endrin	7.74	7.73	7.87	49	50	2		1.880
Endosulfan II	8.03	8.01	8.15	48	50	4		1.887
4,4' -DDD	7.97	7.95	8.09	49	50	2		1.214
Endosulfan Sulfate	8.49	8.48	8.62	48	50	4		1.792
4,4' -DDT	8.37	8.36	8.50	53	50	6		1.350
Methoxychlor	8.98	8.96	9.10	52	50	4		0.797
Endrin ketone	9.06	9.04	9.18	50	50	0		1.869
Endrin Aldehyde	8.19	8.18	8.32	49	50	2		1.457
alpha-Chlordane	7.03	7.03	7.17	46	50	8		2.021
gamma-Chlordane	6.92	6.92	7.06	45	50	10		2.274
Decachlorobiphenyl	10.65	10.62	10.82	82	80	3		1.803
Tetrachloro-m-xylene	4.15	4.15	4.25	76	80	5		0.977

QC LIMITS:
%D must be less than or equal to 20% (*) Criteria exceeded. CF=Calibration/Response Factor

FORM VII PEST

Client Id: Continuing Calibration

Software Version: 4.1<1L22>
Date: 8/2/2017 12:55 PM
Sample Name : MIX 4;16D
Data File : E:\TC2017\ECD4\08-AUG\802A005.RAW Date: 8/2/2017 09:00 AM
Sequence File: E:\TC2017\ECD4\08-AUG\PEST_SEQ.SEQ Cycle: 47 Channel : A
Instrument : AUTO4-DUAL_ECD Rack/Vial: 0/4 Operator: cw
Sample Amount : 1.0000 Dilution Factor : 1.00

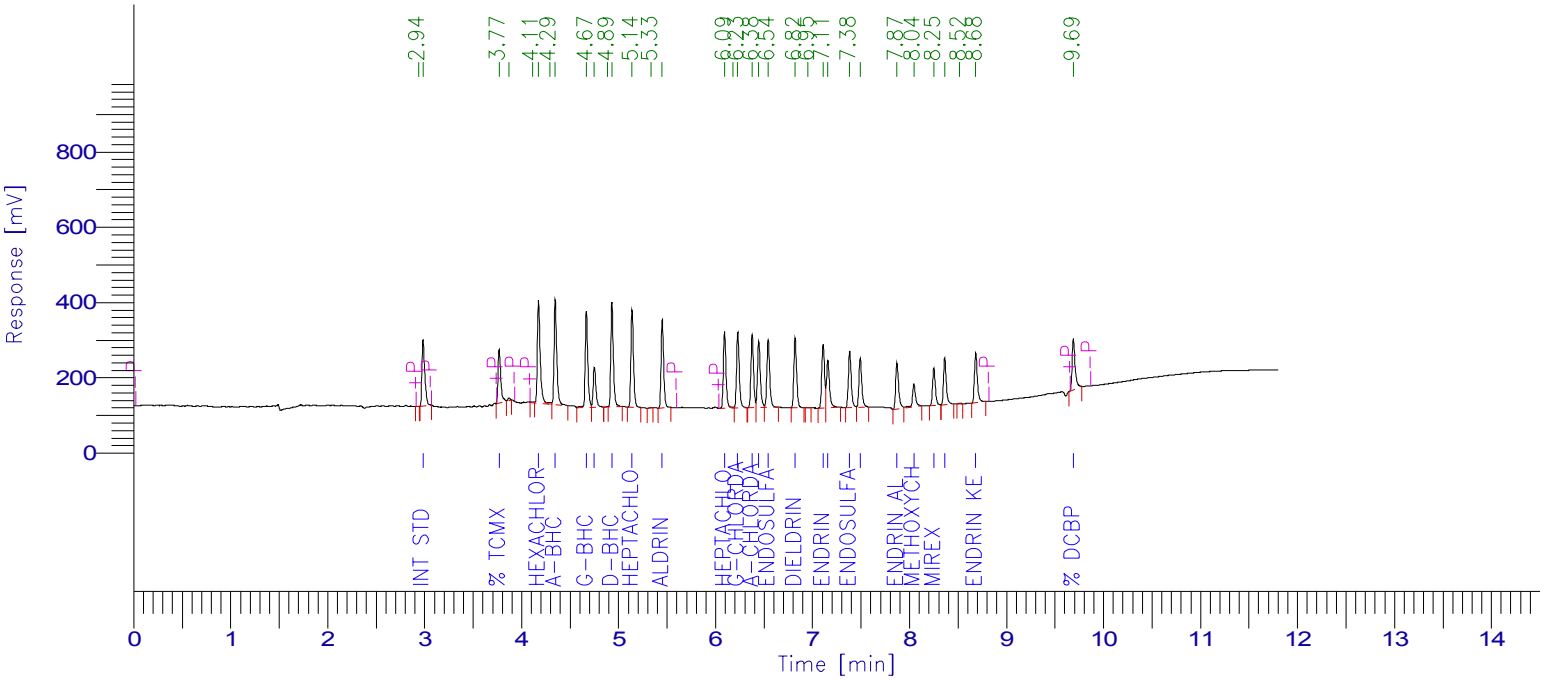

PESTICIDE REPORT

Peak #	Time [min]	Component Name	Raw Amount	Surrogate Recovery TCMX & DCBP	Multiplier	Adjusted Amount for Labowrks	Area [µV·s]
2	2.983	Int Std	100.0000	250.0000	1.0000	100.0000	362292.95
3	3.768	% TCMX	80.6812	201.7030	1.0000	80.6812	278544.73
6	4.174	Hexachlorobenzene	46.9604	117.4010	1.0000	46.9604	556194.35
8	4.347	a-BHC	49.9012	124.7529	1.0000	49.9012	523897.78
9	4.667	g-BHC	52.0429	130.1072	1.0000	52.0429	477296.27
10	4.750	b-BHC	50.7151	126.7878	1.0000	50.7151	204468.16
12	4.931	d-BHC	47.5869	118.9672	1.0000	47.5869	513982.10
13	5.139	Heptachlor	45.6026	114.0066	1.0000	45.6026	467039.69
15	5.450	Aldrin	46.5119	116.2796	1.0000	46.5119	434392.64
16	6.092	Heptachlor epoxide	44.5099	111.2746	1.0000	44.5099	393843.44
18	6.229	g-Chlordane	42.9602	107.4005	1.0000	42.9602	392063.30
19	6.377	a-Chlordane	47.3093	118.2734	1.0000	47.3093	368357.63
20	6.445	4,4'-DDE	46.2431	115.6077	1.0000	46.2431	346592.51
21	6.543	Endosulfan I	46.3734	115.9336	1.0000	46.3734	366644.00
22	6.821	Dieldrin	46.4839	116.2097	1.0000	46.4839	364980.85
24	7.109	Endrin	49.7730	124.4325	1.0000	49.7730	335677.95
25	7.158	4,4'-DDD	47.3055	118.2638	1.0000	47.3055	270786.47
26	7.383	Endosulfan II	44.0190	110.0474	1.0000	44.0190	306065.03
27	7.492	4,4'-DDT	44.2218	110.5545	1.0000	44.2218	261595.38
28	7.870	Endrin aldehyde	46.3866	115.9665	1.0000	46.3866	256763.12
29	8.044	Methoxychlor	46.1214	115.3036	1.0000	46.1214	132105.11
30	8.251	Mirex	42.5390	106.3475	1.0000	42.5390	197934.45
31	8.363	Endosulfan sulfate	43.7252	109.3131	1.0000	43.7252	247238.78
33	8.682	Endrin Ketone	43.3801	108.4502	1.0000	43.3801	275627.71
34	9.690	% DCBP	69.9528	174.8821	1.0000	69.9528	288680.27
				3178.2662	25.0000	1271.3065	8623064.66

Client Id: Continuing Calibration

Software Version: 4.1<1L22>
Date: 8/2/2017 12:53 PM
Sample Name : MIX 4;16D
Data File : E:\TC2017\ECD4\08-AUG\802B005.RAW Date: 8/2/2017 09:00 AM
Sequence File: E:\TC2017\ECD4\08-AUG\PEST_SEQ.SEQ Cycle: 47 Channel : B
Instrument : AUTO4-DUAL_ECD Rack/Vial: 0/4 Operator: cw
Sample Amount : 1.0000 Dilution Factor : 1.00

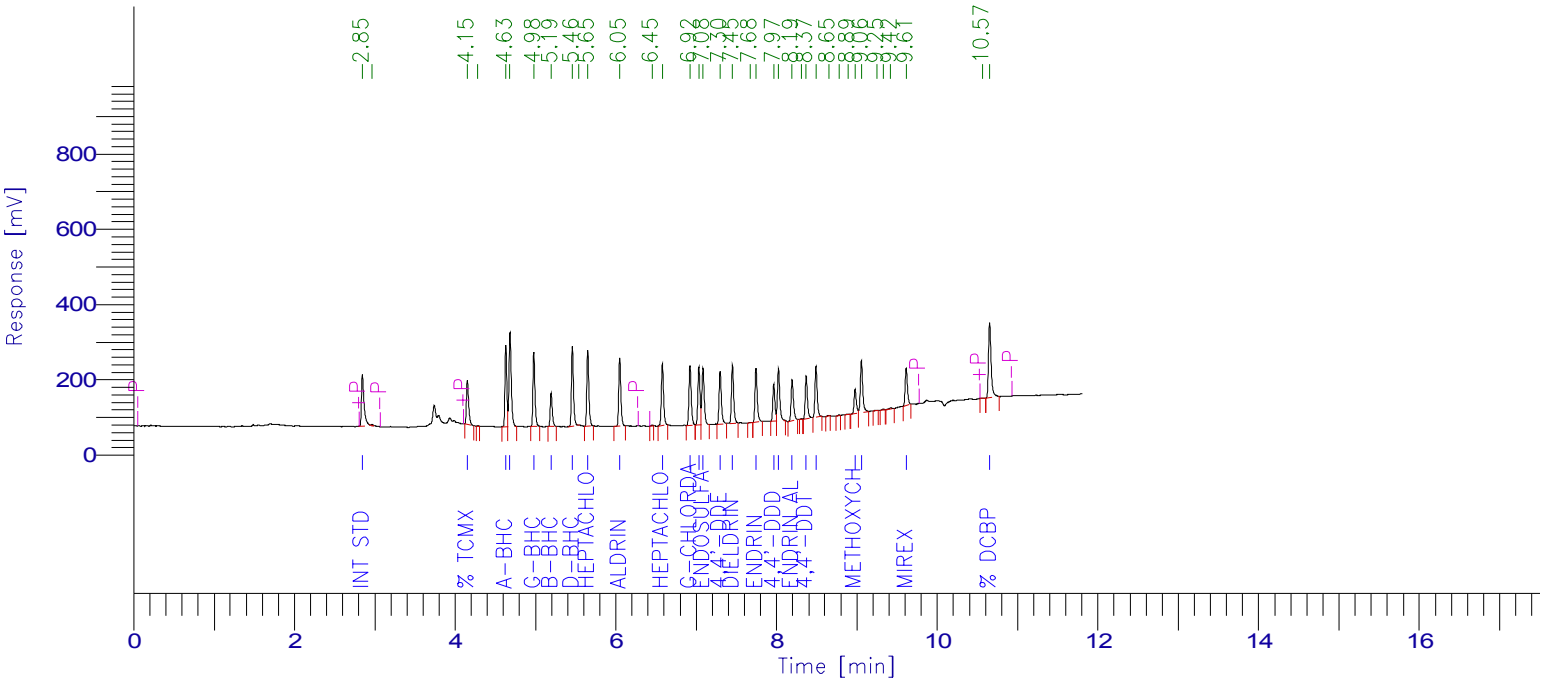

PESTICIDE REPORT

Peak #	Time [min]	Component Name	Raw Amount	Surrogate Recovery TCMX & DCBP	Multiplier	Adjusted Amount for Labowrks	Area [µV·s]
1	2.845	Int Std	100.0000	250.0000	1.0000	100.0000	307070.21
3	4.152	% TCMX	75.7439	189.3598	1.0000	75.7439	227184.79
5	4.630	a-BHC	53.2119	133.0298	1.0000	53.2119	354353.10
6	4.682	Hexachlorobenzene	46.4459	116.1148	1.0000	46.4459	493626.66
7	4.980	g-BHC	52.3042	130.7604	1.0000	52.3042	341959.08
8	5.193	b-BHC	49.5732	123.9331	1.0000	49.5732	161285.13
9	5.459	d-BHC	46.3384	115.8459	1.0000	46.3384	377656.04
11	5.651	Heptachlor	45.1397	112.8491	1.0000	45.1397	360024.22
12	6.048	Aldrin	47.2563	118.1408	1.0000	47.2563	335545.30
14	6.579	Heptachlor epoxide	47.0478	117.6196	1.0000	47.0478	314610.56
15	6.922	g-Chlordane	44.8094	112.0236	1.0000	44.8094	312884.33
16	7.033	a-Chlordane	46.3924	115.9810	1.0000	46.3924	287904.45
17	7.084	Endosulfan I	46.4189	116.0472	1.0000	46.4189	308075.70
18	7.298	4,4'-DDE	47.4227	118.5568	1.0000	47.4227	278309.35
19	7.453	Dieldrin	53.4905	133.7262	1.0000	53.4905	295761.89
21	7.744	Endrin	49.0870	122.7174	1.0000	49.0870	283338.87
22	7.966	4,4'-DDD	48.7006	121.7514	1.0000	48.7006	181576.96
23	8.025	Endosulfan II	48.2582	120.6456	1.0000	48.2582	279563.15
24	8.193	Endrin aldehyde	49.1555	122.8888	1.0000	49.1555	219980.97
26	8.369	4,4'-DDT	52.7180	131.7951	1.0000	52.7180	218471.05
27	8.491	Endosulfan sulfate	47.7624	119.4060	1.0000	47.7624	262875.44
31	8.977	Methoxychlor	51.7463	129.3659	1.0000	51.7463	126680.27
32	9.056	Endrin Ketone	49.5606	123.9015	1.0000	49.5606	284464.88
36	9.613	Mirex	46.7597	116.8992	1.0000	46.7597	193551.27
38	10.651	% DCBP	82.3755	205.9387	1.0000	82.3755	456166.30
				3319.2978	25.0000	1327.7191	7262919.97

7D
PESTICIDE CALIBRATION VERIFICATION SUMMARY
Primary

Lab Name: Phoenix Environmental Client: NETC

Lab Code: Phoenix Case No.: SAS No.: SDG No.: GBY76292

GC Col A: CLP ID: 0.53 (mm) Init. Calib. Date(s): 07/25/17 07/25/17

EPA Sample No.(PIBLK): hex Date Analyzed: 08/02/17

LAB Sample ID (PIBLK): hex - 802A027 Time Analyzed: 18:58

EPA Sample No.(PEM): Date Analyzed:

LAB Sample ID (PEM): Time Analyzed:

Instrument: ECD4 File: 802A027

COMPOUND	RT	RT WINDOW FROM	RT WINDOW TO	CALC AMOUNT ppb	NOM AMOUNT ppb	% D		CF
alpha-BHC		4.38	4.48	0.002U				
beta-BHC		4.79	4.89	0.002U				
delta-BHC		4.97	5.07	0.005U				
gamma-BHC (Lindane)		4.71	4.81	0.002U				
Heptachlor		5.18	5.28	0.005U				
Aldrin		5.50	5.60	0.001U				
Heptachlor Epoxide		6.13	6.27	0.005U				
Endosulfan I		6.59	6.73	0.005U				
Dieldrin		6.87	7.01	0.001U				
4,4' -DDE		6.49	6.63	0.003U				
Endrin		7.17	7.31	0.005U				
Endosulfan II		7.43	7.57	0.005U				
4,4' -DDD		7.21	7.35	0.003U				
Endosulfan Sulfate		8.41	8.55	0.005U				
4,4' -DDT		7.54	7.68	0.003U				
Methoxychlor		8.09	8.23	0.005U				
Endrin ketone		8.73	8.87	0.005U				
Endrin Aldehyde		7.92	8.06	0.005U				
alpha-Chlordane		6.42	6.56	0.005U				
gamma-Chlordane		6.27	6.41	0.005U				

QC LIMITS:
%D must be less than or equal to 20% (*) Criteria exceeded. CF=Calibration/Response Factor
Both channels need to have the compound detected for a concentration to be reported on either channel.

FORM VII PEST

7D
PESTICIDE CALIBRATION VERIFICATION SUMMARY
Confirmation

Lab Name: Phoenix Environmental Client: NETC

Lab Code: Phoenix Case No.: SAS No.: SDG No.: GBY76292

GC Col B: Rtx-440 ID: 0.32 (mm) Init. Calib. Date(s): 07/25/17 07/25/17

EPA Sample No.(PIBLK): hex Date Analyzed: 08/02/17

LAB Sample ID (PIBLK): hex - 802B027 Time Analyzed: 18:58

EPA Sample No.(PEM): Date Analyzed:

LAB Sample ID (PEM): Time Analyzed:

Instrument: ECD4 File: 802B027

COMPOUND	RT	RT WINDOW FROM	RT WINDOW TO	CALC AMOUNT ppb	NOM AMOUNT ppb	% D		CF
alpha-BHC		4.63	4.73	0.002U				
beta-BHC		5.19	5.29	0.002U				
delta-BHC		5.46	5.56	0.005U				
gamma-BHC (Lindane)		4.98	5.08	0.002U				
Heptachlor		5.66	5.76	0.005U				
Aldrin		6.06	6.16	0.001U				
Heptachlor Epoxide		6.57	6.71	0.005U				
Endosulfan I		7.08	7.22	0.005U				
Dieldrin		7.44	7.58	0.001U				
4,4' -DDE		7.29	7.43	0.003U				
Endrin		7.73	7.87	0.005U				
Endosulfan II		8.01	8.15	0.005U				
4,4' -DDD		7.95	8.09	0.003U				
Endosulfan Sulfate		8.48	8.62	0.005U				
4,4' -DDT		8.36	8.50	0.003U				
Methoxychlor		8.96	9.10	0.005U				
Endrin ketone		9.04	9.18	0.005U				
Endrin Aldehyde		8.18	8.32	0.005U				
alpha-Chlordane		7.03	7.17	0.005U				
gamma-Chlordane		6.92	7.06	0.005U				

QC LIMITS:
%D must be less than or equal to 20% (*) Criteria exceeded. CF=Calibration/Response Factor
Both channels need to have the compound detected for a concentration to be reported on either channel.

FORM VII PEST

Client Id: Continuing Blank

Software Version: 4.1<1L22>
Date: 8/3/2017 10:27 AM
Sample Name : hex
Data File : E:\TC2017\ECD4\08-AUG\802A027.RAW Date: 8/2/2017 06:58 PM
Sequence File: E:\TC2017\ECD4\08-AUG\PEST_SEQ.SEQ Cycle: 69 Channel : A
Instrument : AUTO4-DUAL_ECD Rack/Vial: 0/1 Operator:
Sample Amount : 1.0000 Dilution Factor : 1.00

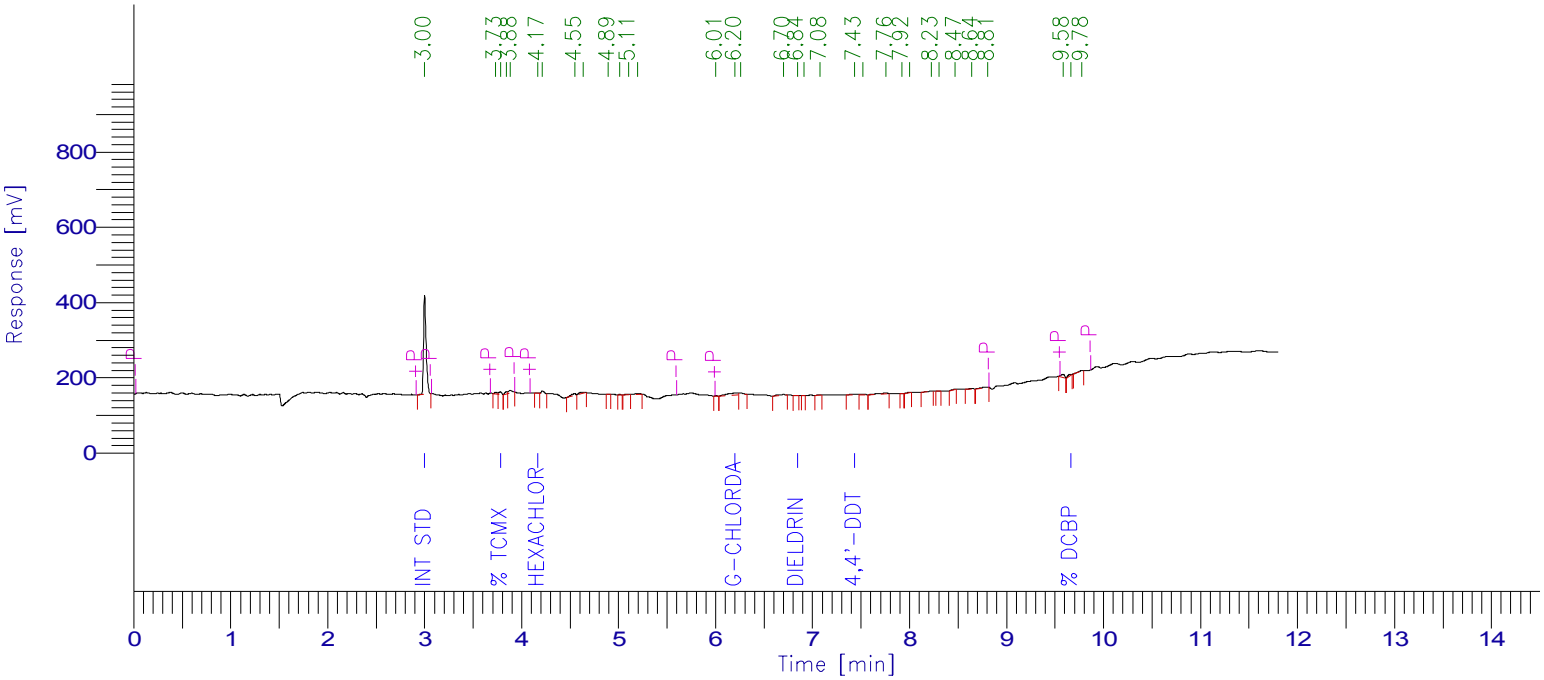

PESTICIDE REPORT

Peak #	Time [min]	Component Name	Raw Amount	Surrogate Recovery TCMX & DCBP	Multiplier	Adjusted Amount for Labowrks	Area [µV·s]
1	3.000	Int Std	100.0000	250.0000	1.0000	100.0000	488679.74
3	3.783	% TCMX	2.9819	7.4548	1.0000	2.9819	13886.20
6	4.170	Hexachlorobenzene	0.1677	0.4193	1.0000	0.1677	2679.74
0	4.350	a-BHC	0.0000	0.0000	1.0000	0.0000	0.00
0	4.663	g-BHC	0.0000	0.0000	1.0000	0.0000	0.00
0	4.744	b-BHC	0.0000	0.0000	1.0000	0.0000	0.00
0	4.931	d-BHC	0.0000	0.0000	1.0000	0.0000	0.00
0	5.139	Heptachlor	0.0000	0.0000	1.0000	0.0000	0.00
0	5.447	Aldrin	0.0000	0.0000	1.0000	0.0000	0.00
0	6.094	Heptachlor epoxide	0.0000	0.0000	1.0000	0.0000	0.00
15	6.201	g-Chlordane	4.1197	10.2993	1.0000	4.1197	50713.53
0	6.378	a-Chlordane	0.0000	0.0000	1.0000	0.0000	0.00
0	6.445	4,4'-DDE	0.0000	0.0000	1.0000	0.0000	0.00
0	6.543	Endosulfan I	0.0000	0.0000	1.0000	0.0000	0.00
18	6.844	Dieldrin	0.1221	0.3052	1.0000	0.1221	1292.96
0	7.110	Endrin	0.0000	0.0000	1.0000	0.0000	0.00
0	7.159	4,4'-DDD	0.0000	0.0000	1.0000	0.0000	0.00
0	7.386	Endosulfan II	0.0000	0.0000	1.0000	0.0000	0.00
21	7.432	4,4'-DDT	1.4953	3.7383	1.0000	1.4953	11931.47
0	7.871	Endrin aldehyde	0.0000	0.0000	1.0000	0.0000	0.00
0	8.052	Methoxychlor	0.0000	0.0000	1.0000	0.0000	0.00
0	8.261	Mirex	0.0000	0.0000	1.0000	0.0000	0.00
0	8.372	Endosulfan sulfate	0.0000	0.0000	1.0000	0.0000	0.00
0	8.684	Endrin Ketone	0.0000	0.0000	1.0000	0.0000	0.00
32	9.664	% DCBP	1.7713	4.4283	1.0000	1.7713	9859.96
				276.6453	25.0000	110.6581	579043.62

Client Id: Continuing Blank

Software Version: 4.1<1L22>
Date: 8/3/2017 10:26 AM
Sample Name : hex
Data File : E:\TC2017\ECD4\08-AUG\802B027.RAW Date: 8/2/2017 06:58 PM
Sequence File: E:\TC2017\ECD4\08-AUG\PEST_SEQ.SEQ Cycle: 69 Channel : B
Instrument : AUTO4-DUAL_ECD Rack/Vial: 0/1 Operator:
Sample Amount : 1.0000 Dilution Factor : 1.00

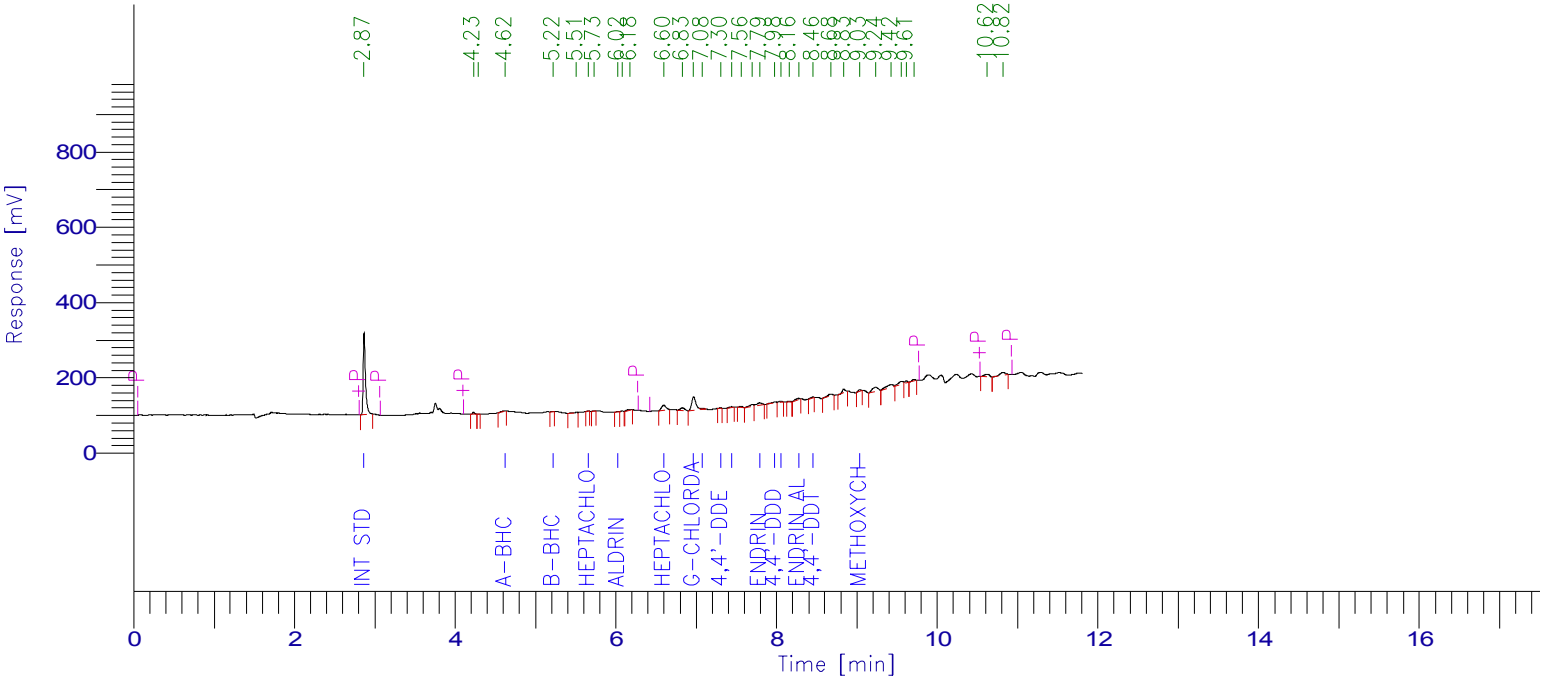

PESTICIDE REPORT

Peak #	Time [min]	Component Name	Raw Amount	Surrogate Recovery TCMX & DCBP	Multiplier	Adjusted Amount for Labowrks	Area [µV·s]
1	2.866	Int Std	100.0000	250.0000	1.0000	100.0000	432718.02
0	4.152	% TCMX	0.0000	0.0000	1.0000	0.0000	0.00
4	4.620	a-BHC	0.6932	1.7331	1.0000	0.6932	6505.55
0	4.680	Hexachlorobenzene	0.0000	0.0000	1.0000	0.0000	0.00
0	4.976	g-BHC	0.0000	0.0000	1.0000	0.0000	0.00
5	5.218	b-BHC	0.4022	1.0055	1.0000	0.4022	1844.01
0	5.451	d-BHC	0.0000	0.0000	1.0000	0.0000	0.00
7	5.657	Heptachlor	0.1664	0.4160	1.0000	0.1664	1870.24
9	6.022	Aldrin	0.3377	0.8443	1.0000	0.3377	3379.16
12	6.596	Heptachlor epoxide	5.5243	13.8109	1.0000	5.5243	52057.31
14	6.968	g-Chlordane	13.9796	34.9491	1.0000	13.9796	137555.33
15	7.077	a-Chlordane	0.7923	1.9807	1.0000	0.7923	6928.69
0	7.085	Endosulfan I	0.0000	0.0000	1.0000	0.0000	0.00
16	7.304	4,4'-DDE	0.2400	0.5999	1.0000	0.2400	1984.53
17	7.443	Dieldrin	0.8103	2.0258	1.0000	0.8103	6313.85
20	7.790	Endrin	3.5913	8.9782	1.0000	3.5913	29211.53
21	7.978	4,4'-DDD	2.2164	5.5410	1.0000	2.2164	11645.17
22	8.057	Endosulfan II	1.0966	2.7414	1.0000	1.0966	8951.89
24	8.275	Endrin aldehyde	2.6464	6.6161	1.0000	2.6464	16689.39
25	8.456	4,4'-DDT	0.9072	2.2680	1.0000	0.9072	5297.94
0	8.486	Endosulfan sulfate	0.0000	0.0000	1.0000	0.0000	0.00
28	9.034	Methoxychlor	3.3778	8.4445	1.0000	3.3778	11652.76
0	9.052	Endrin Ketone	0.0000	0.0000	1.0000	0.0000	0.00
0	9.602	Mirex	0.0000	0.0000	1.0000	0.0000	0.00
0	10.640	% DCBP	0.0000	0.0000	1.0000	0.0000	0.00
				341.9545	25.0000	136.7818	734605.36

7D
PESTICIDE CALIBRATION VERIFICATION SUMMARY
Primary

Lab Name: Phoenix Environmental Client: NETC

Lab Code: Phoenix Case No.: SAS No.: SDG No.: GBY76292

GC Col A: CLP ID: 0.53 (mm) Init. Calib. Date(s): 07/25/17 07/25/17

EPA Sample No.(PIBLK): Date Analyzed:

LAB Sample ID (PIBLK): Time Analyzed:

EPA Sample No.(PEM): mixz 4;16d Date Analyzed: 08/02/17

LAB Sample ID (PEM): mixz 4;16d - 802A031 Time Analyzed: 20:03

Instrument: ECD4 File: 802A031

COMPOUND	RT	RT WINDOW FROM	RT WINDOW TO	RAW AMOUNT ppb	NOM AMOUNT ppb	% D		CF
alpha-BHC	4.36	4.38	4.48	48	50	4		2.898
beta-BHC	4.76	4.79	4.89	51	50	2		1.113
delta-BHC	4.94	4.97	5.07	47	50	6		2.981
gamma-BHC (Lindane)	4.68	4.71	4.81	53	50	6		2.531
Heptachlor	5.15	5.18	5.28	46	50	8		2.827
Aldrin	5.46	5.50	5.60	47	50	6		2.578
Heptachlor Epoxide	6.10	6.13	6.27	45	50	10		2.442
Endosulfan I	6.55	6.59	6.73	47	50	6		2.182
Dieldrin	6.83	6.87	7.01	48	50	4		2.167
4,4' -DDE	6.45	6.49	6.63	47	50	6		2.069
Endrin	7.12	7.17	7.31	50	50	0		1.862
Endosulfan II	7.39	7.43	7.57	44	50	12		1.919
4,4' -DDD	7.16	7.21	7.35	50	50	0		1.580
Endosulfan Sulfate	8.37	8.41	8.55	42	50	16		1.561
4,4' -DDT	7.50	7.54	7.68	44	50	12		1.633
Methoxychlor	8.05	8.09	8.23	42	50	16		0.791
Endrin ketone	8.69	8.73	8.87	42	50	16		1.754
Endrin Aldehyde	7.88	7.92	8.06	44	50	12		1.528
alpha-Chlordane	6.39	6.42	6.56	48	50	4		2.149
gamma-Chlordane	6.24	6.27	6.41	44	50	12		2.519
Decachlorobiphenyl	9.70	9.70	9.90	73	80	9		1.139
Tetrachloro-m-xylene	3.78	3.80	3.90	85	80	6		0.953

QC LIMITS:
%D must be less than or equal to 20% (*) Criteria exceeded. CF=Calibration/Response Factor

FORM VII PEST

7D
PESTICIDE CALIBRATION VERIFICATION SUMMARY
Confirmation

Lab Name: Phoenix Environmental Client: NETC

Lab Code: Phoenix Case No.: SAS No.: SDG No.: GBY76292

GC Col B: Rtx-440 ID: 0.32 (mm) Init. Calib. Date(s): 07/25/17 07/25/17

EPA Sample No.(PIBLK): Date Analyzed:

LAB Sample ID (PIBLK): Time Analyzed:

EPA Sample No.(PEM): mixz 4;16d Date Analyzed: 08/02/17

LAB Sample ID (PEM): mixz 4;16d - 802B031 Time Analyzed: 20:03

Instrument: ECD4 File: 802B031

COMPOUND	RT	RT WINDOW FROM	RT WINDOW TO	RAW AMOUNT ppb	NOM AMOUNT ppb	% D		CF
alpha-BHC	4.65	4.63	4.73	54	50	8		2.169
beta-BHC	5.21	5.19	5.29	48	50	4		1.060
delta-BHC	5.48	5.46	5.56	45	50	10		2.654
gamma-BHC (Lindane)	5.00	4.98	5.08	53	50	6		2.129
Heptachlor	5.67	5.66	5.76	45	50	10		2.597
Aldrin	6.07	6.06	6.16	46	50	8		2.312
Heptachlor Epoxide	6.60	6.57	6.71	45	50	10		2.178
Endosulfan I	7.10	7.08	7.22	46	50	8		2.161
Dieldrin	7.47	7.44	7.58	52	50	4		1.801
4,4' -DDE	7.31	7.29	7.43	46	50	8		1.911
Endrin	7.76	7.73	7.87	47	50	6		1.880
Endosulfan II	8.04	8.01	8.15	49	50	2		1.887
4,4' -DDD	7.98	7.95	8.09	47	50	6		1.214
Endosulfan Sulfate	8.51	8.48	8.62	45	50	10		1.792
4,4' -DDT	8.39	8.36	8.50	50	50	0		1.350
Methoxychlor	9.00	8.96	9.10	48	50	4		0.797
Endrin ketone	9.07	9.04	9.18	47	50	6		1.869
Endrin Aldehyde	8.21	8.18	8.32	47	50	6		1.457
alpha-Chlordane	7.05	7.03	7.17	46	50	8		2.021
gamma-Chlordane	6.94	6.92	7.06	44	50	12		2.274
Decachlorobiphenyl	10.67	10.62	10.82	74	80	8		1.803
Tetrachloro-m-xylene	4.17	4.15	4.25	76	80	5		0.977

QC LIMITS:
%D must be less than or equal to 20% (*) Criteria exceeded. CF=Calibration/Response Factor

FORM VII PEST

Software Version: 4.1<1L22>
Date: 8/3/2017 10:27 AM
Sample Name : mixz 4;16d
Data File : E:\TC2017\ECD4\08-AUG\802A031.RAW Date: 8/2/2017 08:03 PM
Sequence File: E:\TC2017\ECD4\08-AUG\PEST_SEQ.SEQ Cycle: 73 Channel : A
Instrument : AUTO4-DUAL_ECD Rack/Vial: 0/24 Operator:
Sample Amount : 1.0000 Dilution Factor : 1.00

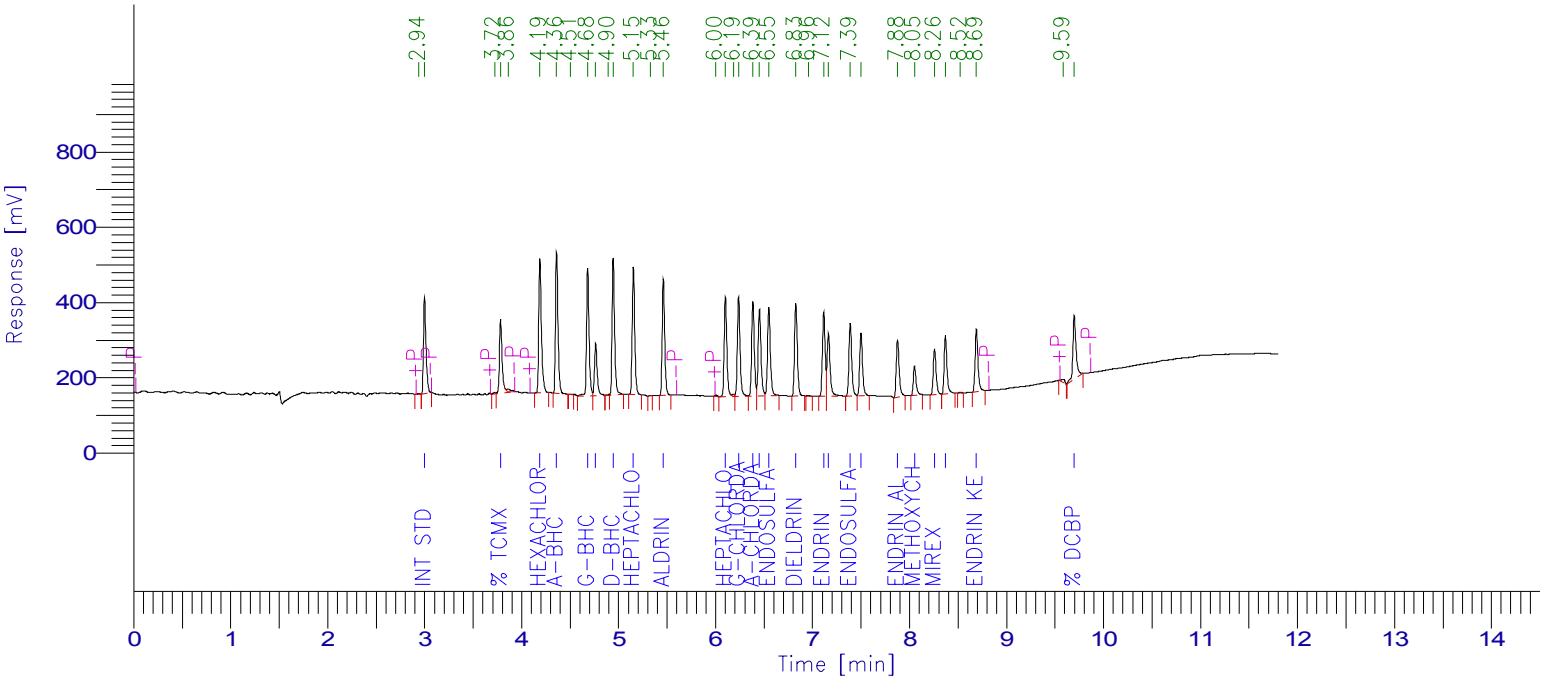

PESTICIDE REPORT

Peak #	Time [min]	Component Name	Raw Amount	Surrogate Recovery TCMX & DCBP	Multiplier	Adjusted Amount for Labowrks	Area [µV·s]
2	2.999	Int Std	100.0000	250.0000	1.0000	100.0000	466741.02
4	3.783	% TCMX	84.9345	212.3361	1.0000	84.9345	377765.69
6	4.188	Hexachlorobenzene	44.7010	111.7526	1.0000	44.7010	682069.53
7	4.361	a-BHC	48.3483	120.8707	1.0000	48.3483	653932.42
9	4.681	g-BHC	52.5063	131.2658	1.0000	52.5063	620375.32
10	4.763	b-BHC	50.5752	126.4379	1.0000	50.5752	262688.75
12	4.944	d-BHC	47.4428	118.6070	1.0000	47.4428	660157.13
13	5.152	Heptachlor	45.7084	114.2709	1.0000	45.7084	603081.18
15	5.461	Aldrin	46.6586	116.6465	1.0000	46.6586	561392.58
17	6.101	Heptachlor epoxide	45.1556	112.8891	1.0000	45.1556	514748.91
19	6.237	g-Chlordane	44.0754	110.1886	1.0000	44.0754	518206.07
20	6.385	a-Chlordane	48.2139	120.5347	1.0000	48.2139	483627.46
21	6.453	4,4'-DDE	47.1554	117.8886	1.0000	47.1554	455323.75
22	6.550	Endosulfan I	46.5678	116.4195	1.0000	46.5678	474326.17
23	6.827	Dieldrin	47.8553	119.6382	1.0000	47.8553	484076.09
25	7.115	Endrin	49.9939	124.9847	1.0000	49.9939	434371.85
26	7.164	4,4'-DDD	49.9890	124.9724	1.0000	49.9890	368642.38
27	7.388	Endosulfan II	43.8407	109.6018	1.0000	43.8407	392705.94
28	7.499	4,4'-DDT	43.9069	109.7674	1.0000	43.9069	334613.08
29	7.876	Endrin aldehyde	43.6140	109.0349	1.0000	43.6140	311015.28
30	8.051	Methoxychlor	41.8268	104.5670	1.0000	41.8268	154343.21
31	8.258	Mirex	40.5916	101.4791	1.0000	40.5916	243324.84
32	8.370	Endosulfan sulfate	42.0944	105.2360	1.0000	42.0944	306637.04
34	8.689	Endrin Ketone	41.5287	103.8218	1.0000	41.5287	339935.81
36	9.699	% DCBP	72.8775	182.1938	1.0000	72.8775	387455.16
				3175.4050	25.0000	1270.1620	11091556.65

Client Id: Continuing Calibration

Software Version: 4.1<1L22>
Date: 8/3/2017 10:26 AM
Sample Name : mixz 4;16d
Data File : E:\TC2017\ECD4\08-AUG\802B031.RAW Date: 8/2/2017 08:03 PM
Sequence File: E:\TC2017\ECD4\08-AUG\PEST_SEQ.SEQ Cycle: 73 Channel : B
Instrument : AUTO4-DUAL_ECD Rack/Vial: 0/24 Operator:
Sample Amount : 1.0000 Dilution Factor : 1.00

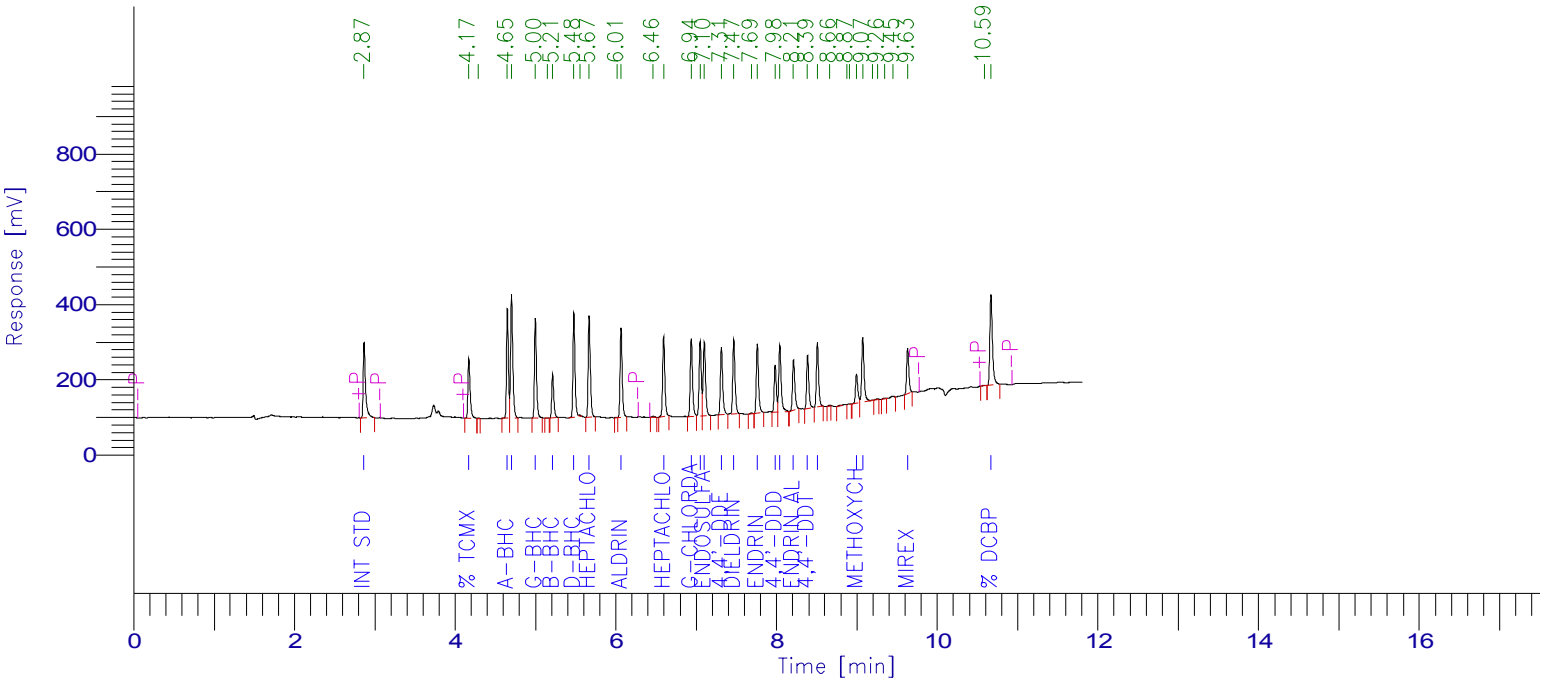

PESTICIDE REPORT

Peak #	Time [min]	Component Name	Raw Amount	Surrogate Recovery TCMX & DCBP	Multiplier	Adjusted Amount for Labowrks	Area [µV·s]
1	2.866	Int Std	100.0000	250.0000	1.0000	100.0000	409602.64
2	4.170	% TCMX	75.9439	189.8598	1.0000	75.9439	303843.15
4	4.649	a-BHC	53.8110	134.5276	1.0000	53.8110	477995.42
5	4.701	Hexachlorobenzene	44.2028	110.5071	1.0000	44.2028	626651.45
6	4.999	g-BHC	52.8689	132.1723	1.0000	52.8689	461066.29
8	5.212	b-BHC	47.7240	119.3099	1.0000	47.7240	207113.58
9	5.478	d-BHC	45.3301	113.3254	1.0000	45.3301	492796.86
11	5.668	Heptachlor	44.8828	112.2070	1.0000	44.8828	477505.59
13	6.065	Aldrin	45.7295	114.3237	1.0000	45.7295	433124.45
15	6.595	Heptachlor epoxide	45.3707	113.4268	1.0000	45.3707	404701.21
16	6.938	g-Chlordane	44.1197	110.2993	1.0000	44.1197	410933.89
17	7.049	a-Chlordane	45.9473	114.8683	1.0000	45.9473	380353.06
18	7.101	Endosulfan I	45.8114	114.5286	1.0000	45.8114	405566.11
19	7.314	4,4'-DDE	45.7067	114.2668	1.0000	45.7067	357805.04
20	7.469	Dieldrin	51.8046	129.5114	1.0000	51.8046	382084.09
22	7.761	Endrin	46.9595	117.3987	1.0000	46.9595	361566.48
23	7.983	4,4'-DDD	46.5767	116.4417	1.0000	46.5767	231643.65
24	8.042	Endosulfan II	49.1548	122.8871	1.0000	49.1548	379839.09
25	8.210	Endrin aldehyde	46.6946	116.7365	1.0000	46.6946	278743.32
26	8.386	4,4'-DDT	49.5176	123.7939	1.0000	49.5176	273727.80
27	8.509	Endosulfan sulfate	45.1594	112.8986	1.0000	45.1594	331541.14
31	8.995	Methoxychlor	48.0898	120.2246	1.0000	48.0898	157039.00
32	9.073	Endrin Ketone	46.8183	117.0458	1.0000	46.8183	358453.58
37	9.631	Mirex	42.0984	105.2460	1.0000	42.0984	232442.25
39	10.668	% DCBP	74.2278	185.5696	1.0000	74.2278	548298.48
				3211.3763	25.0000	1284.5505	9384437.62

Client Id: Chlordane Standard

Software Version: 4.1<1L22>
Date: 8/2/2017 12:56 PM
Sample Name : C300;15P
Data File : E:\TC2017\ECD4\08-AUG\802A006.RAW Date: 8/2/2017 09:16 AM
Sequence File: E:\TC2017\ECD4\08-AUG\PEST_SEQ.SEQ Cycle: 48 Channel : A
Instrument : AUTO4-DUAL_ECD Rack/Vial: 0/5 Operator: cw
Sample Amount : 1.0000 Dilution Factor : 1.00

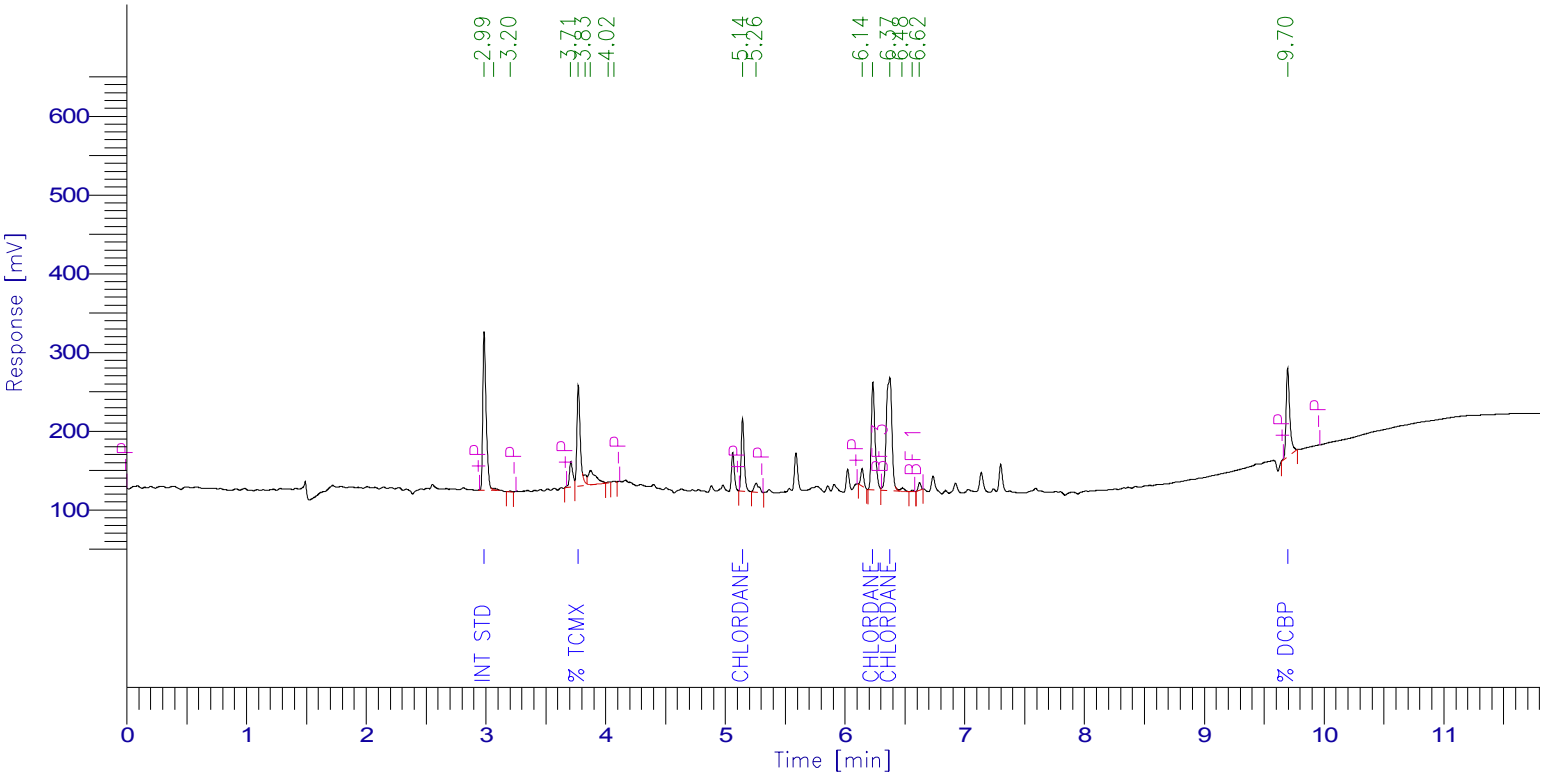

Chlordane Report

Peak #	Time [min]	Component Name	Raw Amount	Multiplier	Adjusted Amt for Labworks	Area [µV·s]
1	2.986	Int Std	100.0000	1.0000	100.0000	388765.61
5	3.771	% TCMX	63.7663	1.0000	63.7663	252996.84
10	5.142	Chlordane-1	271.5522	1.0000	271.5522	158151.33
13	6.231	Chlordane-2	246.7714	1.0000	246.7714	296499.54
14	6.373	Chlordane-3	281.2966	1.0000	281.2966	467225.55
18	9.696	% DCBP	53.0313	1.0000	53.0313	239228.73
			1016.4177	6.0000	1016.4177	1802867.60

Client Id: Chlordane Standard

Software Version: 4.1<1L22>
Date: 8/2/2017 12:54 PM
Sample Name : C300;15P
Data File : E:\TC2017\ECD4\08-AUG\802B006.RAW Date: 8/2/2017 09:16 AM
Sequence File: E:\TC2017\ECD4\08-AUG\PEST_SEQ.SEQ Cycle: 48 Channel : B
Instrument : AUTO4-DUAL_ECD Rack/Vial: 0/5 Operator: cw
Sample Amount : 1.0000 Dilution Factor : 1.00

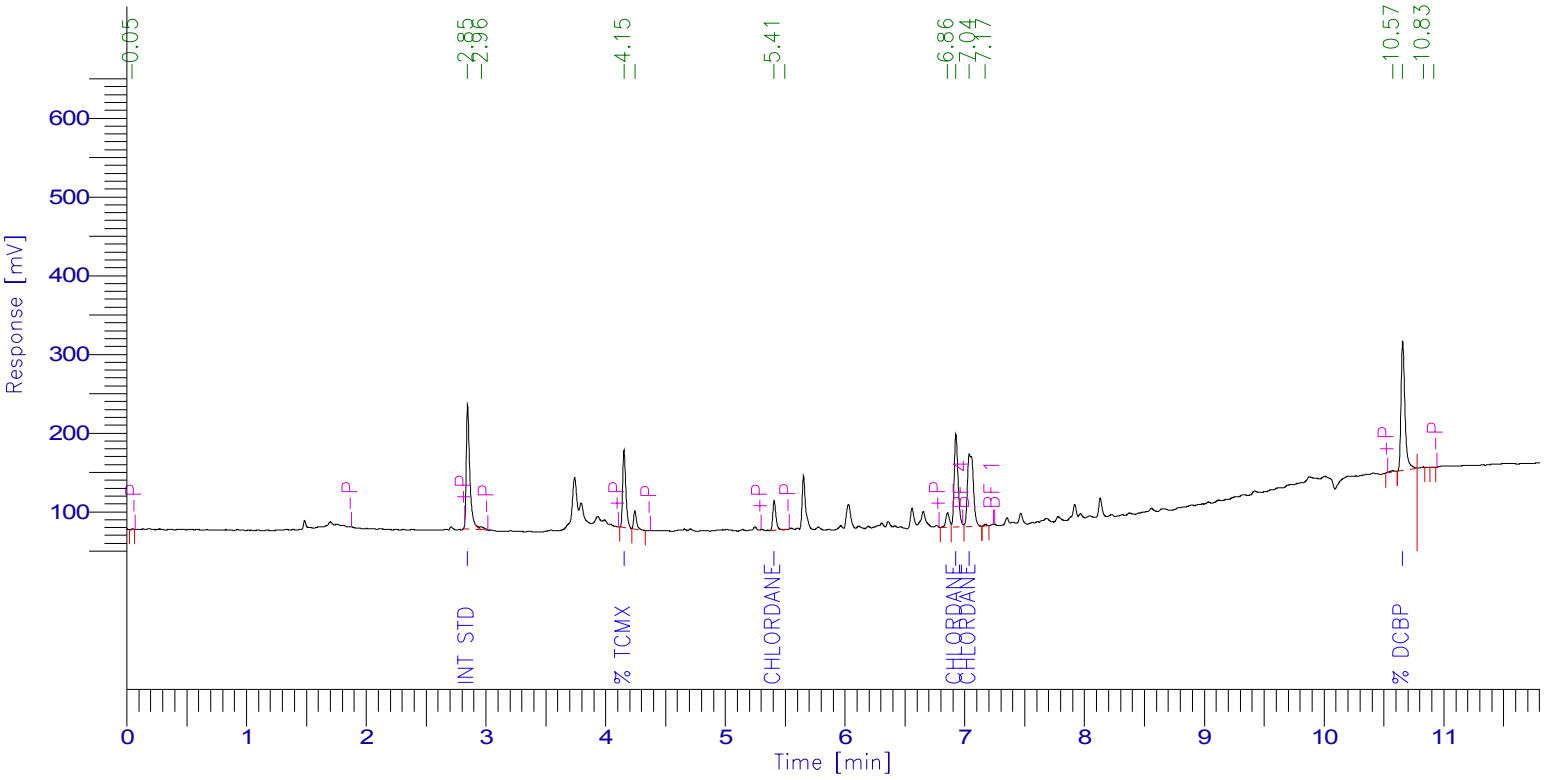

Chlordane Report

Peak #	Time [min]	Component Name	Raw Amount	Multiplier	Adjusted Amt for Labworks	Area [µV·s]
2	2.848	Int Std	100.0000	1.0000	100.0000	327299.44
4	4.154	% TCMX	57.5862	1.0000	57.5862	181680.14
6	5.409	Chlordane-1	255.6403	1.0000	255.6403	68143.09
9	6.925	Chlordane-2	287.5451	1.0000	287.5451	266602.55
10	7.037	Chlordane-3	288.3402	1.0000	288.3402	318033.00
13	10.657	% DCBP	61.3701	1.0000	61.3701	376370.67
			1050.4817	6.0000	1050.4817	1538128.90

Client Id: Toxaphene Standard

Software Version: 4.1<1L22>
Date: 8/2/2017 12:56 PM
Sample Name : TOX 1000;16N
Data File : E:\TC2017\ECD4\08-AUG\802A007.RAW Date: 8/2/2017 09:32 AM
Sequence File: E:\TC2017\ECD4\08-AUG\PEST_SEQ.SEQ Cycle: 49 Channel : A
Instrument : AUTO4-DUAL_ECD Rack/Vial: 0/6 Operator: cw
Sample Amount : 1.0000 Dilution Factor : 1.00

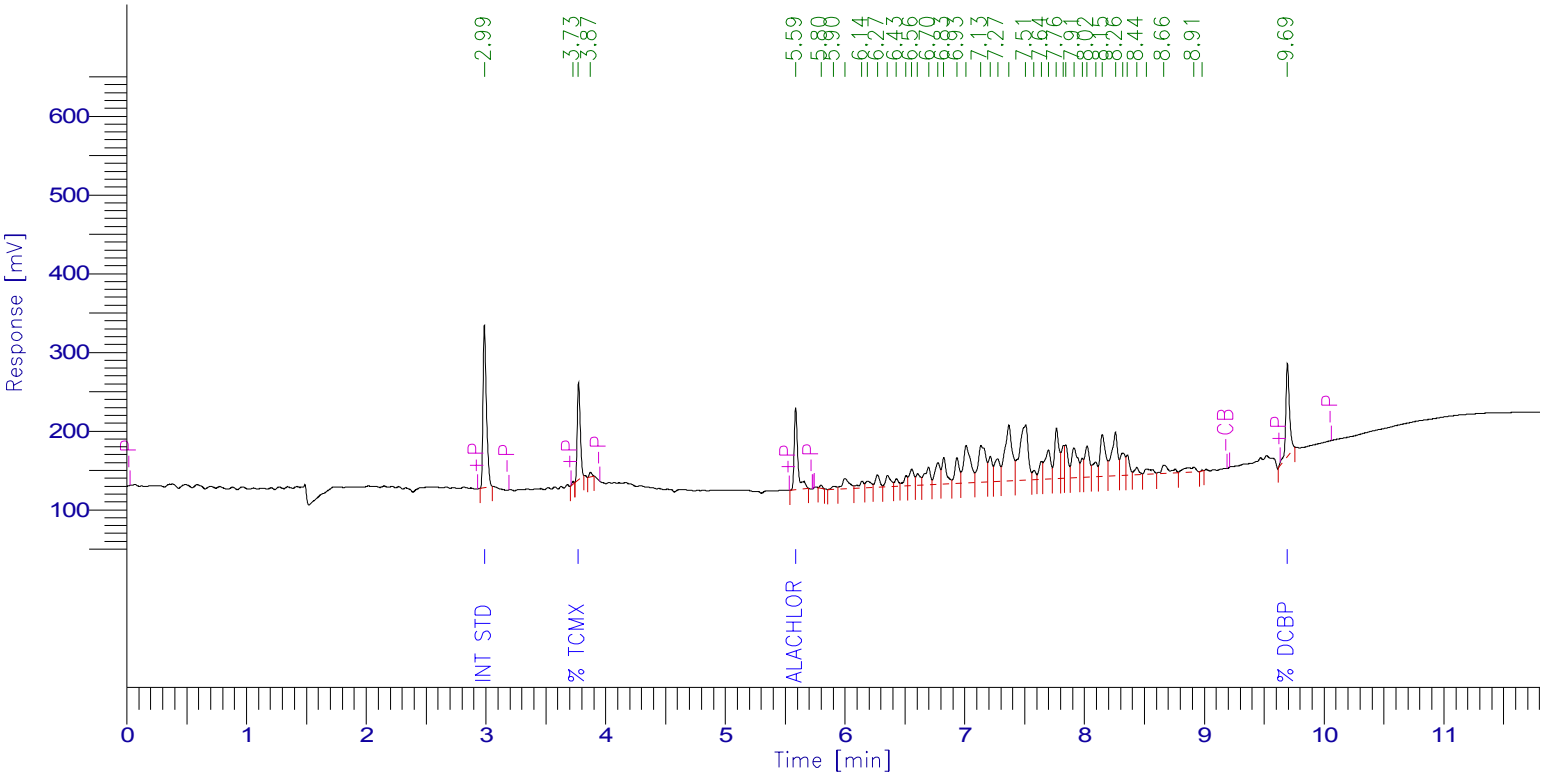

Toxaphene Timed Report

Peak #	Time [min]	Component Name	Raw Amount	Area [µV·s]
1	2.988	Int Std	100.0000	407374.05
3	3.773	% TCMX	54.1933	214497.91
5	5.588	Alachlor	27.2609	218466.31
	7.470	Toxaphene	768.9123	3438207.94
46	9.694	% DCBP	66.0281	258850.38
			1016.3946	4537396.60

Client Id: Toxaphene Standard

Software Version: 4.1<1L22>
Date: 8/2/2017 12:54 PM
Sample Name : TOX 1000;16N
Data File : E:\TC2017\ECD4\08-AUG\802B007.RAW Date: 8/2/2017 09:32 AM
Sequence File: E:\TC2017\ECD4\08-AUG\PEST_SEQ.SEQ Cycle: 49 Channel : B
Instrument : AUTO4-DUAL_ECD Rack/Vial: 0/6 Operator: cw
Sample Amount : 1.0000 Dilution Factor : 1.00

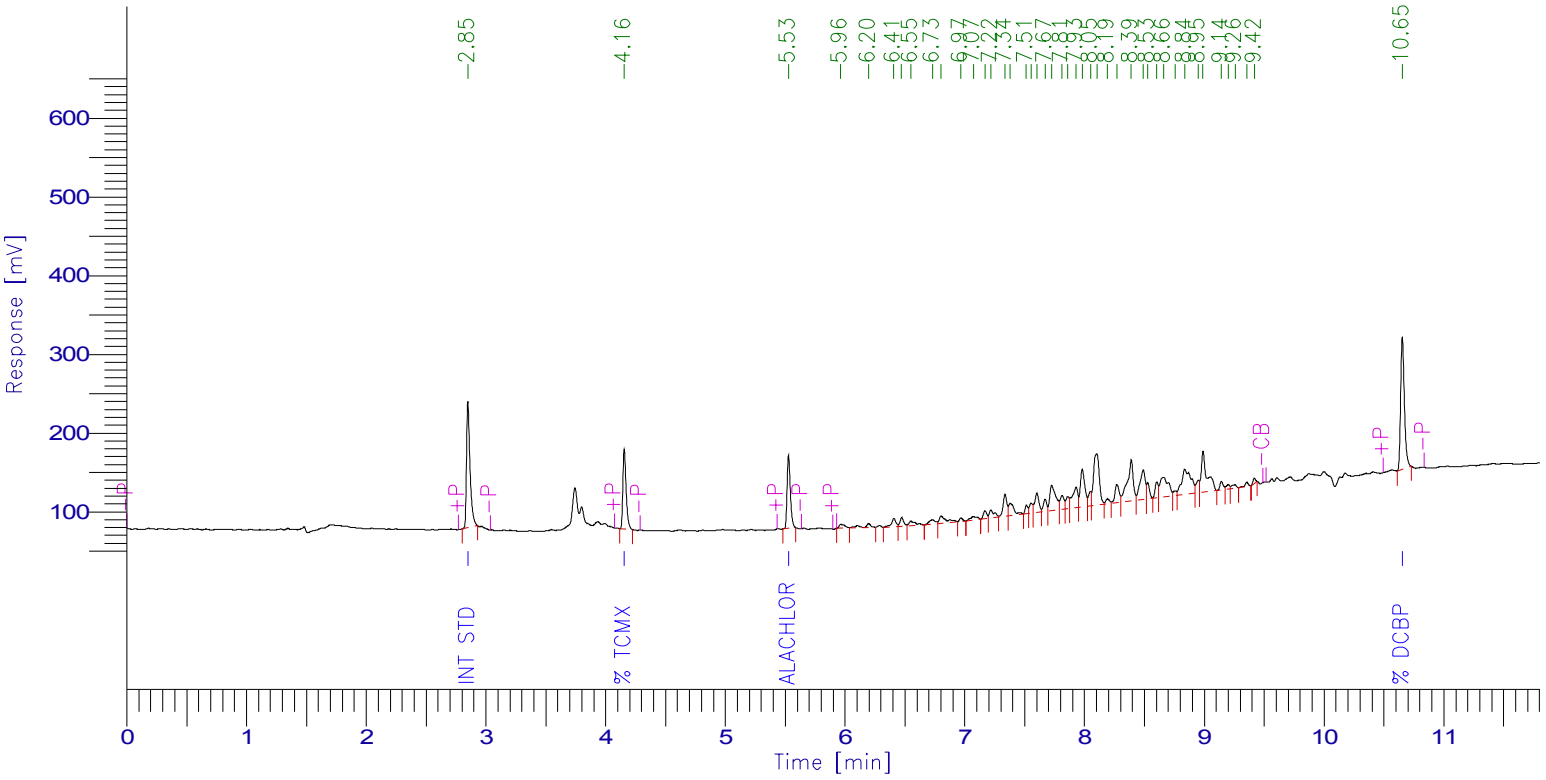

Toxaphene Timed Report

Peak #	Time [min]	Component Name	Raw Amount	Area [µV·s]
1	2.851	Int Std	100.0000	325973.02
2	4.156	% TCMX	59.3612	189845.70
3	5.528	Alachlor	24.7633	175444.54
	7.700	Toxaphene	948.3096	2137611.02
44	10.654	% DCBP	64.0209	364681.83
			1196.4550	3193556.12

1D

PESTICIDE ORGANICS ANALYSIS DATA SHEET

CLIENT SAMPLE NO.

BY76293 LCS

Lab Name: Phoenix Environmental Client: NETC

Lab Code: Phoenix Instr: ECD4 Column.: CLP 0.32 SDG No.: GBY76292

Matrix: (soil/water) WATER Lab Sample ID: BY76293 LCS

Sample wt/vol: 1000 (g/mL) mL Lab File ID: 802A009

% Moisture: n.a. decanted: (Y/N) N Date Received: 08/01/17

Extraction: (SepF/Cont/ASE) SepF Date Extracted: 08/01/17

Concentrated Extract Volume: 1000 (uL) Date Analyzed: 08/02/17

Injection Volume: 1 (ul) Dilution Factor: 1

CONCENTRATION UNITS:
(mg/L or mg/Kg) ug/L

CAS NO.	COMPOUND	CF	CONC	P/C	Q	MDL	PQL
319-84-6	alpha-BHC	2.898	0.042	P		0.002	0.002
319-85-7	beta-BHC	1.113	0.059	P		0.002	0.002
319-86-8	delta-BHC	2.981	0.029	P		0.005	0.005
58-89-9	gamma-BHC (Lindane)	2.531	0.048	P		0.002	0.002
76-44-8	Heptachlor	2.827	0.042	P		0.005	0.005
309-00-2	Aldrin	2.578	0.040	P		0.002	0.002
1024-57-3	Heptachlor Epoxide	2.442	0.043	P		0.005	0.005
959-98-8	Endosulfan I	2.182	0.043	P		0.005	0.005
60-57-1	Dieldrin	2.167	0.046	P		0.002	0.002
72-55-9	4,4' -DDE	2.069	0.043	P		0.003	0.003
72-20-8	Endrin	1.862	0.047	P		0.005	0.005
33213-65-9	Endosulfan II	1.919	0.043	P		0.005	0.005
72-54-8	4,4' -DDD	1.580	0.046	P		0.003	0.003
1031-07-8	Endosulfan Sulfate	1.561	0.037	P		0.005	0.005
50-29-3	4,4' -DDT	1.633	0.043	P		0.003	0.003
72-43-5	Methoxychlor	0.791	0.038	P		0.005	0.005
53494-70-5	Endrin ketone	1.754	0.041	P		0.005	0.005
7421-93-4	Endrin Aldehyde	1.528	0.042	P		0.005	0.005
8001-35-2	Toxaphene	NA	0.20	P	U	0.20	0.20
5103-71-9	alpha-Chlordane	2.149	0.044	P		0.005	0.005
5103-74-2	gamma-Chlordane	2.519	0.039	P		0.005	0.005
57-74-9	Chlordane	NA	0.039	P		0.050	0.050
2051-24-3	Decachlorobiphenyl	1.139	83	P		%	%
877-09-8	Tetrachloro-m-xylene	0.953	88	P		%	%

319-84-6 Sample Result Calc: ((42.206raw * 1df * 1fv) / (1000wt-vol * 1%sol) = 0.042

Both channels need to have the compound detected for a concentration to be reported on either channel.
U1=Due to matrix interference and/or the presence of a large amount of non-target material, the reporting level for this compound has been elevated.
U2=The presence of this compound was not confirmed by the analyst based on the characteristic pattern matching of multi-component parameters, retention time, and/or peak shape.

P/C: P=Primary Result C=Confirmation Result X=Not Used CF=Calculated Calibration/Response Factor MC=Multi-Component

1D

PESTICIDE ORGANICS ANALYSIS DATA SHEET

CLIENT SAMPLE NO.

BY76293 LCS

Lab Name: Phoenix Environmental Client: NETC

Lab Code: Phoenix Instr: ECD4 Column.: Rtx-440 0.32 SDG No.: GBY76292

Matrix: (soil/water) WATER Lab Sample ID: BY76293 LCS

Sample wt/vol: 1000 (g/mL) mL Lab File ID: 802B009

% Moisture: n.a. decanted: (Y/N) N Date Received: 08/01/17

Extraction: (SepF/Cont/ASE) SepF Date Extracted: 08/01/17

Concentrated Extract Volume: 1000 (uL) Date Analyzed: 08/02/17

Injection Volume: 1 (ul) Dilution Factor: 1

CONCENTRATION UNITS:
(mg/L or mg/Kg) ug/L

CAS NO.	COMPOUND	CF	CONC	P/C	Q	MDL	PQL
319-84-6	alpha-BHC	2.169	0.054	C		0.002	0.002
319-85-7	beta-BHC	1.060	0.054	C		0.002	0.002
319-86-8	delta-BHC	2.654	0.032	C		0.005	0.005
58-89-9	gamma-BHC (Lindane)	2.129	0.061	C		0.002	0.002
76-44-8	Heptachlor	2.597	0.045	C		0.005	0.005
309-00-2	Aldrin	2.312	0.044	C		0.002	0.002
1024-57-3	Heptachlor Epoxide	2.178	0.050	C		0.005	0.005
959-98-8	Endosulfan I	2.161	0.050	C		0.005	0.005
60-57-1	Dieldrin	1.801	0.060	C		0.002	0.002
72-55-9	4,4' -DDE	1.911	0.052	C		0.003	0.003
72-20-8	Endrin	1.880	0.054	C		0.005	0.005
33213-65-9	Endosulfan II	1.887	0.053	C		0.005	0.005
72-54-8	4,4' -DDD	1.214	0.053	C		0.003	0.003
1031-07-8	Endosulfan Sulfate	1.792	0.050	C		0.005	0.005
50-29-3	4,4' -DDT	1.350	0.056	C		0.003	0.003
72-43-5	Methoxychlor	0.797	0.063	C		0.005	0.005
53494-70-5	Endrin ketone	1.869	0.054	C		0.005	0.005
7421-93-4	Endrin Aldehyde	1.457	0.051	C		0.005	0.005
8001-35-2	Toxaphene	NA	0.20	C	U	0.20	0.20
5103-71-9	alpha-Chlordane	2.021	0.050	C		0.005	0.005
5103-74-2	gamma-Chlordane	2.274	0.048	C		0.005	0.005
57-74-9	Chlordane	NA	0.048	C		0.050	0.050
2051-24-3	Decachlorobiphenyl	1.803	106	C		%	%
877-09-8	Tetrachloro-m-xylene	0.977	102	C		%	%

319-84-6 Sample Result Calc: ((53.9848raw * 1df * 1fv) / (1000wt-vol * 1%sol) = 0.054

Both channels need to have the compound detected for a concentration to be reported on either channel.
U1=Due to matrix interference and/or the presence of a large amount of non-target material, the reporting level for this compound has been elevated.
U2=The presence of this compound was not confirmed by the analyst based on the characteristic pattern matching of multi-component parameters, retention time, and/or peak shape.

P/C: P=Primary Result C=Confirmation Result X=Not Used CF=Calculated Calibration/Response Factor MC=Multi-Component

FORM I PEST

10A

PESTICIDES CONFIRMATION SUMMARY FOR SINGLE COMPONENT ANALYTES

CLIENT SAMPLE NO

BB-2 LCS

Lab Name: Phoenix Environmental Labs Client: NETC

Lab Code: Phoenix Lab File ID: 802A009 | 802B009 SDG No.: GBY76292

Lab SampleID: BY76293 Instrument ID: ECD4 Date Analyzed: 8/2/17 10:30

GC Column(A): CLP ID: 0.32 (mm) GC Column(B): Rtx-440 ID: 0.32 (mm)

ANALYTE	COL	RT	RT WINDOW FROM	RT WINDOW TO	CALCULATED CONC	CF	%RPD	*
alpha-BHC	A	4.35	4.38	4.48	0.042	2.898	25.0	
	B	4.63	4.63	4.73	0.054	2.169		
beta-BHC	A	4.75	4.79	4.89	0.059	1.113	8.8	
	B	5.19	5.19	5.29	0.054	1.060		
delta-BHC	A	4.93	4.97	5.07	0.029	2.981	9.8	
	B	5.46	5.46	5.56	0.032	2.654		
gamma-BHC (Lindane)	A	4.67	4.71	4.81	0.048	2.531	23.9	
	B	4.98	4.98	5.08	0.061	2.129		
Heptachlor	A	5.14	5.18	5.28	0.042	2.827	6.9	
	B	5.65	5.66	5.76	0.045	2.597		
Aldrin	A	5.45	5.50	5.60	0.040	2.578	9.5	
	B	6.05	6.06	6.16	0.044	2.312		
Heptachlor Epoxide	A	6.09	6.13	6.27	0.043	2.442	15.1	
	B	6.58	6.57	6.71	0.050	2.178		
Endosulfan I	A	6.54	6.59	6.73	0.043	2.182	15.1	
	B	7.09	7.08	7.22	0.050	2.161		
Dieldrin	A	6.82	6.87	7.01	0.046	2.167	26.4	
	B	7.45	7.44	7.58	0.060	1.801		
4,4' -DDE	A	6.45	6.49	6.63	0.043	2.069	18.9	
	B	7.30	7.29	7.43	0.052	1.911		
Endrin	A	7.11	7.17	7.31	0.047	1.862	13.9	
	B	7.75	7.73	7.87	0.054	1.880		
Endosulfan II	A	7.38	7.43	7.57	0.043	1.919	20.8	
	B	8.03	8.01	8.15	0.053	1.887		
4,4' -DDD	A	7.16	7.21	7.35	0.046	1.580	14.1	
	B	7.97	7.95	8.09	0.053	1.214		
Endosulfan Sulfate	A	8.37	8.41	8.55	0.037	1.561	29.9	
	B	8.49	8.48	8.62	0.050	1.792		
4,4' -DDT	A	7.49	7.54	7.68	0.043	1.633	26.3	
	B	8.37	8.36	8.50	0.056	1.350		
Methoxychlor	A	8.05	8.09	8.23	0.038	0.791	49.5	*
	B	8.98	8.96	9.10	0.063	0.797		
Endrin ketone	A	8.69	8.73	8.87	0.041	1.754	27.4	
	B	9.06	9.04	9.18	0.054	1.869		
Endrin Aldehyde	A	7.87	7.92	8.06	0.042	1.528	19.4	
	B	8.20	8.18	8.32	0.051	1.457		
alpha-Chlordane	A	6.38	6.42	6.56	0.044	2.149	12.8	
	B	7.03	7.03	7.17	0.050	2.021		
gamma-Chlordane	A	6.23	6.27	6.41	0.039	2.519	20.7	
	B	6.92	6.92	7.06	0.048	2.274		

%RPD must be less than or equal to 40% (*) Criteria exceeded.

NC - (No Criteria) %RPD is not calculated when either result is less than 2 times the reporting level.

CF = Calculated Calibration/Response Factor

FORM X Pesticides

Client Id: QC Laboratory Control Sample (LCS) BY76293

Software Version: 4.1<1L22>
Date: 8/2/2017 12:55 PM
Sample Name : LCS 76293 2L CU
Data File : E:\TC2017\ECD4\08-AUG\802A009.RAW Date: 8/2/2017 10:30 AM
Sequence File: E:\TC2017\ECD4\08-AUG\PEST_SEQ.SEQ Cycle: 51 Channel : A
Instrument : AUTO4-DUAL_ECD Rack/Vial: 0/8 Operator: cw
Sample Amount : 1.0000 Dilution Factor : 1.00

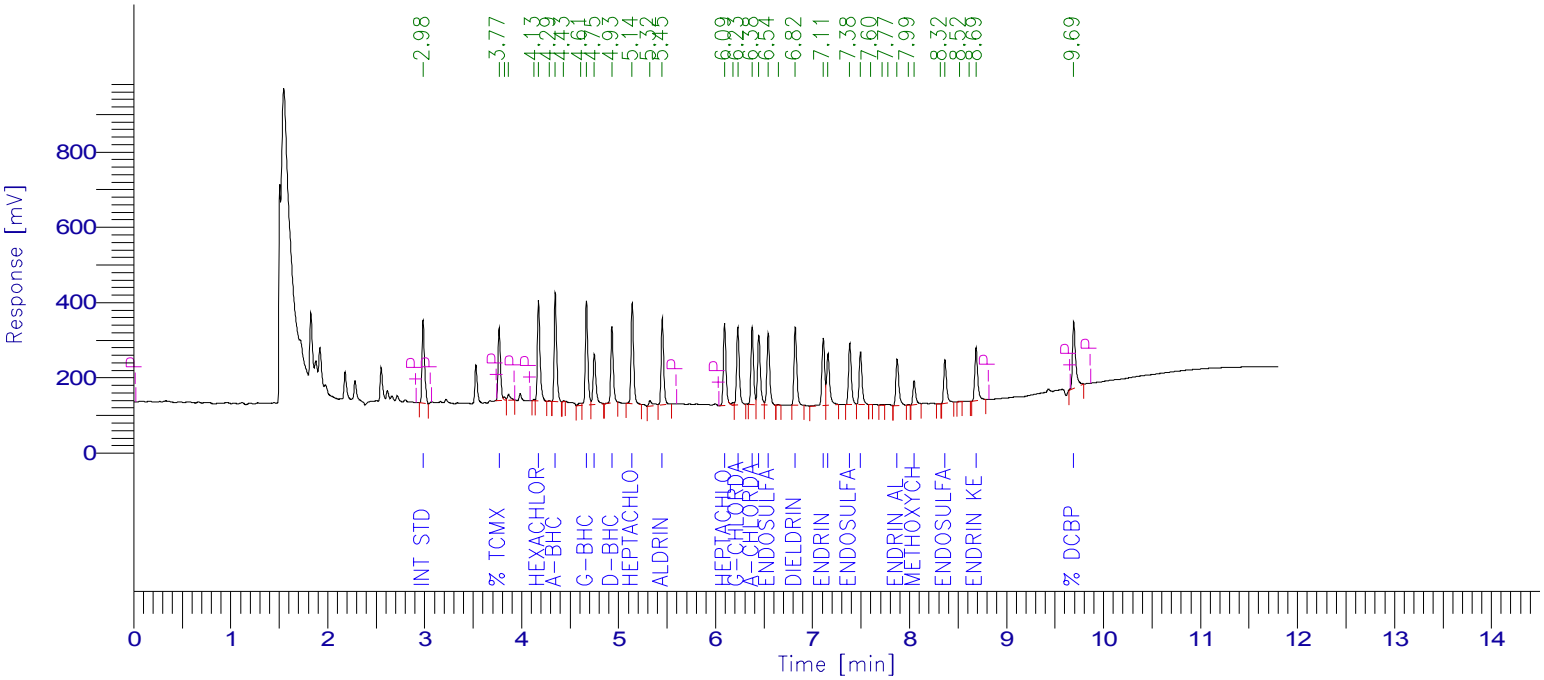

PESTICIDE REPORT

Peak #	Time [min]	Component Name	Raw Amount	Surrogate Recovery TCMX & DCBP	Multiplier	Adjusted Amount for Labowrks	Area [µV·s]
1	2.983	Int Std	100.0000	250.0000	1.0000	100.0000	406989.93
2	3.768	% TCMX	87.5261	218.8153	1.0000	87.5261	339456.41
6	4.174	Hexachlorobenzene	37.9784	94.9459	1.0000	37.9784	505306.55
8	4.347	a-BHC	42.2060	105.5149	1.0000	42.2060	497775.48
11	4.668	g-BHC	48.3676	120.9191	1.0000	48.3676	498316.77
12	4.750	b-BHC	59.3006	148.2515	1.0000	59.3006	268578.33
13	4.931	d-BHC	29.4219	73.5548	1.0000	29.4219	356989.79
14	5.140	Heptachlor	42.1535	105.3838	1.0000	42.1535	484977.48
16	5.451	Aldrin	40.1398	100.3495	1.0000	40.1398	421131.49
17	6.092	Heptachlor epoxide	42.6044	106.5110	1.0000	42.6044	423492.49
19	6.229	g-Chlordane	38.6810	96.7026	1.0000	38.6810	396562.59
20	6.377	a-Chlordane	44.1120	110.2799	1.0000	44.1120	385836.05
21	6.446	4,4'-DDE	43.4311	108.5779	1.0000	43.4311	365676.80
22	6.543	Endosulfan I	42.7452	106.8629	1.0000	42.7452	379652.30
24	6.822	Dieldrin	45.5438	113.8595	1.0000	45.5438	401717.33
25	7.111	Endrin	46.4660	116.1651	1.0000	46.4660	352037.02
26	7.160	4,4'-DDD	45.6905	114.2262	1.0000	45.6905	293808.70
27	7.384	Endosulfan II	42.6284	106.5710	1.0000	42.6284	332963.56
28	7.494	4,4'-DDT	42.7749	106.9372	1.0000	42.7749	284253.62
32	7.873	Endrin aldehyde	41.5485	103.8711	1.0000	41.5485	258356.12
34	8.046	Methoxychlor	37.6820	94.2049	1.0000	37.6820	121247.87
0	8.251	Mirex	0.0000	0.0000	1.0000	0.0000	0.00
36	8.366	Endosulfan sulfate	36.8087	92.0217	1.0000	36.8087	233807.52
39	8.686	Endrin Ketone	40.7232	101.8080	1.0000	40.7232	290668.49
40	9.694	% DCBP	83.4489	208.6223	1.0000	83.4489	386862.20
				2904.9562	25.0000	1161.9825	8686464.90

Software Version: 4.1<1L22>
Date: 8/2/2017 12:53 PM
Sample Name : LCS 76293 2L CU
Data File : E:\TC2017\ECD4\08-AUG\802B009.RAW Date: 8/2/2017 10:30 AM
Sequence File: E:\TC2017\ECD4\08-AUG\PEST_SEQ.SEQ Cycle: 51 Channel : B
Instrument : AUTO4-DUAL_ECD Rack/Vial: 0/8 Operator: cw
Sample Amount : 1.0000 Dilution Factor : 1.00

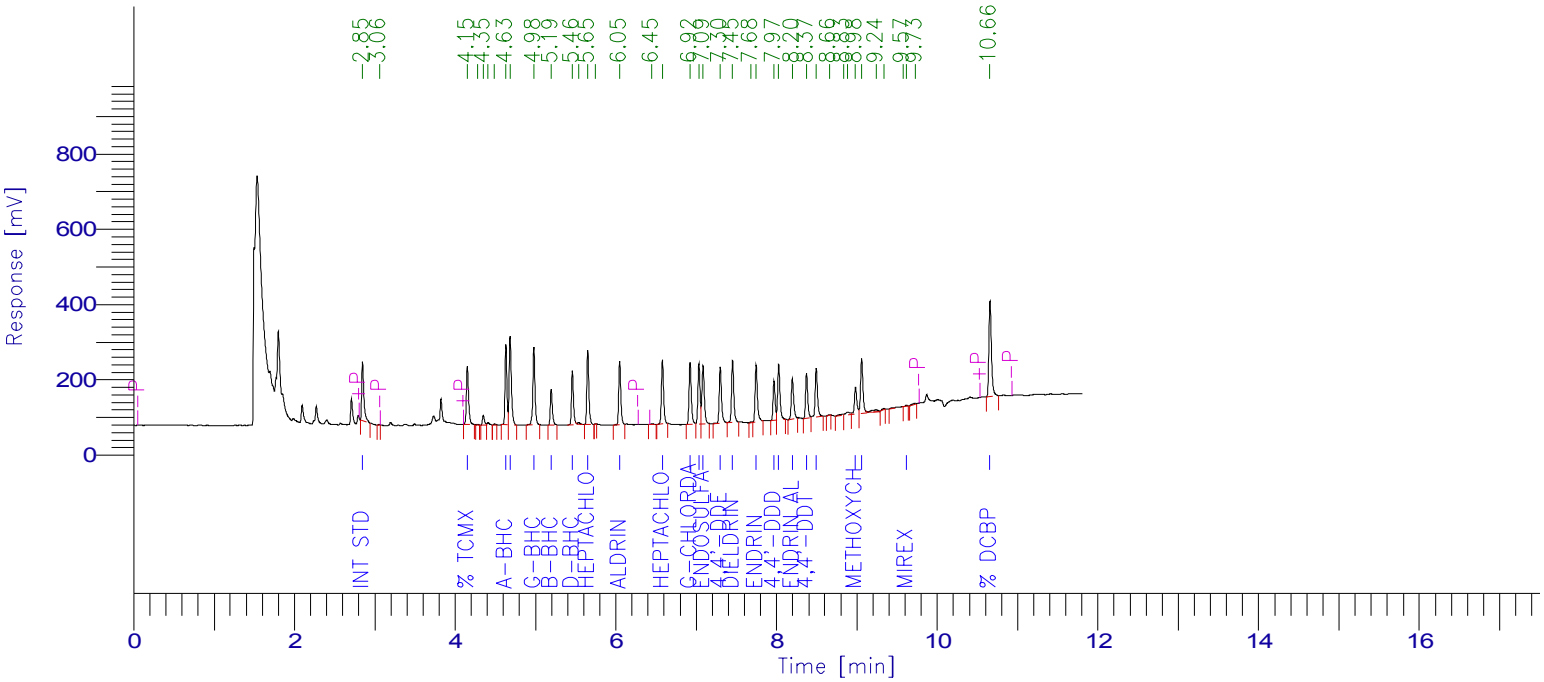

PESTICIDE REPORT

Peak #	Time [min]	Component Name	Raw Amount	Surrogate Recovery TCMX & DCBP	Multiplier	Adjusted Amount for Labowrks	Area [µV·s]
1	2.847	Int Std	100.0000	250.0000	1.0000	100.0000	296330.62
3	4.151	% TCMX	101.7850	254.4624	1.0000	101.7850	294614.35
8	4.631	a-BHC	53.9848	134.9620	1.0000	53.9848	346926.66
9	4.683	Hexachlorobenzene	44.4982	111.2455	1.0000	44.4982	456385.73
10	4.981	g-BHC	60.4958	151.2395	1.0000	60.4958	381682.39
11	5.194	b-BHC	53.7755	134.4389	1.0000	53.7755	168838.17
12	5.459	d-BHC	32.1598	80.3996	1.0000	32.1598	252934.74
14	5.651	Heptachlor	45.2994	113.2485	1.0000	45.2994	348662.06
16	6.048	Aldrin	44.3984	110.9960	1.0000	44.3984	304226.75
18	6.580	Heptachlor epoxide	50.1003	125.2507	1.0000	50.1003	323305.27
19	6.923	g-Chlordane	47.7792	119.4481	1.0000	47.7792	321952.79
20	7.033	a-Chlordane	50.3365	125.8412	1.0000	50.3365	301455.51
21	7.085	Endosulfan I	50.1085	125.2712	1.0000	50.1085	320931.92
22	7.300	4,4'-DDE	52.2970	130.7424	1.0000	52.2970	296180.73
23	7.454	Dieldrin	59.9143	149.7857	1.0000	59.9143	319694.39
25	7.746	Endrin	53.7745	134.4362	1.0000	53.7745	299539.99
26	7.969	4,4'-DDD	53.1462	132.8655	1.0000	53.1462	191222.01
27	8.028	Endosulfan II	53.1848	132.9621	1.0000	53.1848	297327.58
28	8.196	Endrin aldehyde	51.0825	127.7062	1.0000	51.0825	220609.22
29	8.373	4,4'-DDT	55.8846	139.7116	1.0000	55.8846	223494.02
30	8.494	Endosulfan sulfate	49.8963	124.7408	1.0000	49.8963	265015.39
34	8.982	Methoxychlor	63.3008	158.2520	1.0000	63.3008	149546.90
35	9.059	Endrin Ketone	54.4077	136.0194	1.0000	54.4077	301364.21
39	9.617	Mirex	1.1764	2.9411	1.0000	1.1764	4699.32
41	10.656	% DCBP	105.7902	264.4754	1.0000	105.7902	565339.41
				3471.4419	25.0000	1388.5768	7252280.14

1D

PESTICIDE ORGANICS ANALYSIS DATA SHEET

CLIENT SAMPLE NO.

BY76293 LCSD

Lab Name: Phoenix Environmental Client: NETC

Lab Code: Phoenix Instr: ECD4 Column.: CLP 0.32 SDG No.: GBY76292

Matrix: (soil/water) WATER Lab Sample ID: BY76293 LCSD

Sample wt/vol: 1000 (g/mL) mL Lab File ID: 802A010

% Moisture: n.a. decanted: (Y/N) N Date Received: 08/01/17

Extraction: (SepF/Cont/ASE) SepF Date Extracted: 08/01/17

Concentrated Extract Volume: 1000 (uL) Date Analyzed: 08/02/17

Injection Volume: 1 (ul) Dilution Factor: 1

CONCENTRATION UNITS:
(mg/L or mg/Kg) ug/L

CAS NO.	COMPOUND	CF	CONC	P/C	Q	MDL	PQL
319-84-6	alpha-BHC	2.898	0.046	P		0.002	0.002
319-85-7	beta-BHC	1.113	0.056	P		0.002	0.002
319-86-8	delta-BHC	2.981	0.037	P		0.005	0.005
58-89-9	gamma-BHC (Lindane)	2.531	0.052	P		0.002	0.002
76-44-8	Heptachlor	2.827	0.046	P		0.005	0.005
309-00-2	Aldrin	2.578	0.040	P		0.002	0.002
1024-57-3	Heptachlor Epoxide	2.442	0.045	P		0.005	0.005
959-98-8	Endosulfan I	2.182	0.047	P		0.005	0.005
60-57-1	Dieldrin	2.167	0.050	P		0.002	0.002
72-55-9	4,4' -DDE	2.069	0.048	P		0.003	0.003
72-20-8	Endrin	1.862	0.051	P		0.005	0.005
33213-65-9	Endosulfan II	1.919	0.046	P		0.005	0.005
72-54-8	4,4' -DDD	1.580	0.052	P		0.003	0.003
1031-07-8	Endosulfan Sulfate	1.561	0.040	P		0.005	0.005
50-29-3	4,4' -DDT	1.633	0.046	P		0.003	0.003
72-43-5	Methoxychlor	0.791	0.042	P		0.005	0.005
53494-70-5	Endrin ketone	1.754	0.045	P		0.005	0.005
7421-93-4	Endrin Aldehyde	1.528	0.046	P		0.005	0.005
8001-35-2	Toxaphene	NA	0.20	P	U	0.20	0.20
5103-71-9	alpha-Chlordane	2.149	0.049	P		0.005	0.005
5103-74-2	gamma-Chlordane	2.519	0.044	P		0.005	0.005
57-74-9	Chlordane	NA	0.044	P		0.050	0.050
2051-24-3	Decachlorobiphenyl	1.139	93	P		%	%
877-09-8	Tetrachloro-m-xylene	0.953	100	P		%	%

319-84-6 Sample Result Calc: ((45.6952raw * 1df * 1fv) / (1000wt-vol * 1%sol) = 0.046

Both channels need to have the compound detected for a concentration to be reported on either channel.
U1=Due to matrix interference and/or the presence of a large amount of non-target material, the reporting level for this compound has been elevated.
U2=The presence of this compound was not confirmed by the analyst based on the characteristic pattern matching of multi-component parameters, retention time, and/or peak shape.

P/C: P=Primary Result C=Confirmation Result X=Not Used CF=Calculated Calibration/Response Factor MC=Multi-Component

1D

PESTICIDE ORGANICS ANALYSIS DATA SHEET

CLIENT SAMPLE NO.

BY76293 LCSD

Lab Name: Phoenix Environmental Client: NETC

Lab Code: Phoenix Instr: ECD4 Column.: Rtx-440 0.32 SDG No.: GBY76292

Matrix: (soil/water) WATER Lab Sample ID: BY76293 LCSD

Sample wt/vol: 1000 (g/mL) mL Lab File ID: 802B010

% Moisture: n.a. decanted: (Y/N) N Date Received: 08/01/17

Extraction: (SepF/Cont/ASE) SepF Date Extracted: 08/01/17

Concentrated Extract Volume: 1000 (uL) Date Analyzed: 08/02/17

Injection Volume: 1 (ul) Dilution Factor: 1

CONCENTRATION UNITS:
(mg/L or mg/Kg) ug/L

CAS NO.	COMPOUND	CF	CONC	P/C	Q	MDL	PQL
319-84-6	alpha-BHC	2.169	0.048	C		0.002	0.002
319-85-7	beta-BHC	1.060	0.047	C		0.002	0.002
319-86-8	delta-BHC	2.654	0.028	C		0.005	0.005
58-89-9	gamma-BHC (Lindane)	2.129	0.048	C		0.002	0.002
76-44-8	Heptachlor	2.597	0.039	C		0.005	0.005
309-00-2	Aldrin	2.312	0.037	C		0.002	0.002
1024-57-3	Heptachlor Epoxide	2.178	0.044	C		0.005	0.005
959-98-8	Endosulfan I	2.161	0.044	C		0.005	0.005
60-57-1	Dieldrin	1.801	0.052	C		0.002	0.002
72-55-9	4,4' -DDE	1.911	0.044	C		0.003	0.003
72-20-8	Endrin	1.880	0.047	C		0.005	0.005
33213-65-9	Endosulfan II	1.887	0.050	C		0.005	0.005
72-54-8	4,4' -DDD	1.214	0.047	C		0.003	0.003
1031-07-8	Endosulfan Sulfate	1.792	0.042	C		0.005	0.005
50-29-3	4,4' -DDT	1.350	0.049	C		0.003	0.003
72-43-5	Methoxychlor	0.797	0.053	C		0.005	0.005
53494-70-5	Endrin ketone	1.869	0.045	C		0.005	0.005
7421-93-4	Endrin Aldehyde	1.457	0.046	C		0.005	0.005
8001-35-2	Toxaphene	NA	0.20	C	U	0.20	0.20
5103-71-9	alpha-Chlordane	2.021	0.045	C		0.005	0.005
5103-74-2	gamma-Chlordane	2.274	0.041	C		0.005	0.005
57-74-9	Chlordane	NA	0.041	C		0.050	0.050
2051-24-3	Decachlorobiphenyl	1.803	92	C		%	%
877-09-8	Tetrachloro-m-xylene	0.977	90	C		%	%

319-84-6 Sample Result Calc: ((47.6466raw * 1df * 1fv) / (1000wt-vol * 1%sol) = 0.048

Both channels need to have the compound detected for a concentration to be reported on either channel.
U1=Due to matrix interference and/or the presence of a large amount of non-target material, the reporting level for this compound has been elevated.
U2=The presence of this compound was not confirmed by the analyst based on the characteristic pattern matching of multi-component parameters, retention time, and/or peak shape.

P/C: P=Primary Result C=Confirmation Result X=Not Used CF=Calculated Calibration/Response Factor MC=Multi-Component

10A

PESTICIDES CONFIRMATION SUMMARY FOR SINGLE COMPONENT ANALYTES

CLIENT SAMPLE NO

BB-2 LCSD

Lab Name: Phoenix Environmental Labs Client: NETC

Lab Code: Phoenix Lab File ID: 802A010 | 802B010 SDG No.: GBY76292

Lab SampleID: BY76293 Instrument ID: ECD4 Date Analyzed: 8/2/17 10:46

GC Column(A): CLP ID: 0.32 (mm) GC Column(B): Rtx-440 ID: 0.32 (mm)

ANALYTE	COL	RT	RT WINDOW FROM	RT WINDOW TO	CALCULATED CONC	CF	%RPD	*
alpha-BHC	A	4.35	4.38	4.48	0.046	2.898	4.3	
	B	4.64	4.63	4.73	0.048	2.169		
beta-BHC	A	4.76	4.79	4.89	0.056	1.113	17.5	
	B	5.20	5.19	5.29	0.047	1.060		
delta-BHC	A	4.94	4.97	5.07	0.037	2.981	27.7	
	B	5.47	5.46	5.56	0.028	2.654		
gamma-BHC (Lindane)	A	4.67	4.71	4.81	0.052	2.531	8.0	
	B	4.99	4.98	5.08	0.048	2.129		
Heptachlor	A	5.15	5.18	5.28	0.046	2.827	16.5	
	B	5.66	5.66	5.76	0.039	2.597		
Aldrin	A	5.46	5.50	5.60	0.040	2.578	7.8	
	B	6.05	6.06	6.16	0.037	2.312		
Heptachlor Epoxide	A	6.10	6.13	6.27	0.045	2.442	2.2	
	B	6.58	6.57	6.71	0.044	2.178		
Endosulfan I	A	6.55	6.59	6.73	0.047	2.182	6.6	
	B	7.09	7.08	7.22	0.044	2.161		
Dieldrin	A	6.83	6.87	7.01	0.050	2.167	3.9	
	B	7.46	7.44	7.58	0.052	1.801		
4,4' -DDE	A	6.45	6.49	6.63	0.048	2.069	8.7	
	B	7.30	7.29	7.43	0.044	1.911		
Endrin	A	7.11	7.17	7.31	0.051	1.862	8.2	
	B	7.75	7.73	7.87	0.047	1.880		
Endosulfan II	A	7.39	7.43	7.57	0.046	1.919	8.3	
	B	8.03	8.01	8.15	0.050	1.887		
4,4' -DDD	A	7.16	7.21	7.35	0.052	1.580	10.1	
	B	7.97	7.95	8.09	0.047	1.214		
Endosulfan Sulfate	A	8.37	8.41	8.55	0.040	1.561	4.9	
	B	8.50	8.48	8.62	0.042	1.792		
4,4' -DDT	A	7.50	7.54	7.68	0.046	1.633	6.3	
	B	8.38	8.36	8.50	0.049	1.350		
Methoxychlor	A	8.05	8.09	8.23	0.042	0.791	23.2	
	B	8.99	8.96	9.10	0.053	0.797		
Endrin ketone	A	8.69	8.73	8.87	0.045	1.754	0.0	
	B	9.06	9.04	9.18	0.045	1.869		
Endrin Aldehyde	A	7.88	7.92	8.06	0.046	1.528	0.0	
	B	8.20	8.18	8.32	0.046	1.457		
alpha-Chlordane	A	6.38	6.42	6.56	0.049	2.149	8.5	
	B	7.04	7.03	7.17	0.045	2.021		
gamma-Chlordane	A	6.23	6.27	6.41	0.044	2.519	7.1	
	B	6.93	6.92	7.06	0.041	2.274		

%RPD must be less than or equal to 40% (*) Criteria exceeded.

NC - (No Criteria) %RPD is not calculated when either result is less than 2 times the reporting level.

CF = Calculated Calibration/Response Factor

FORM X Pesticides

Software Version: 4.1<1L22>
Date: 8/2/2017 12:55 PM
Sample Name : LCSD 76293 2L CU
Data File : E:\TC2017\ECD4\08-AUG\802A010.RAW Date: 8/2/2017 10:46 AM
Sequence File: E:\TC2017\ECD4\08-AUG\PEST_SEQ.SEQ Cycle: 52 Channel : A
Instrument : AUTO4-DUAL_ECD Rack/Vial: 0/9 Operator: cw
Sample Amount : 1.0000 Dilution Factor : 1.00

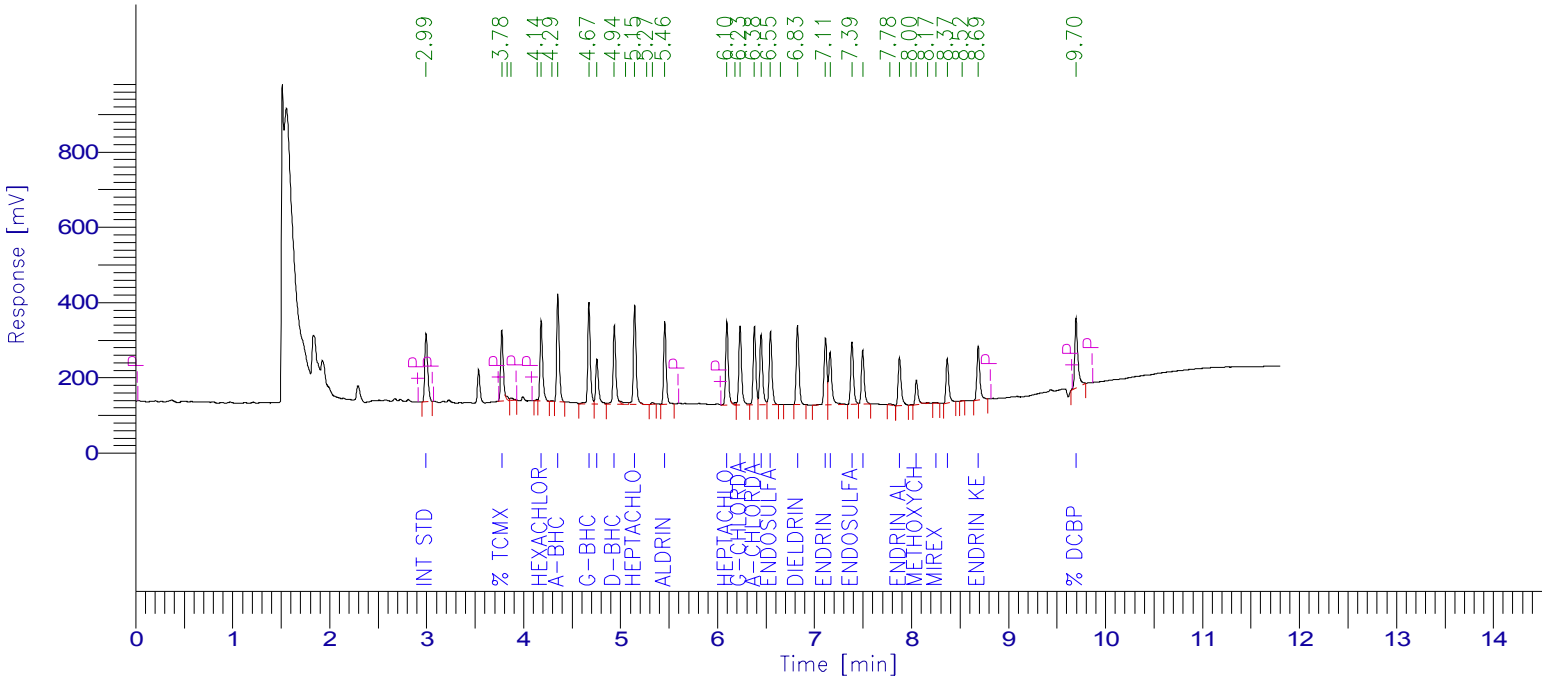

PESTICIDE REPORT

Peak #	Time [min]	Component Name	Raw Amount	Surrogate Recovery TCMX & DCBP	Multiplier	Adjusted Amount for Labowrks	Area [µV·s]
1	2.994	Int Std	100.0000	250.0000	1.0000	100.0000	381044.12
2	3.775	% TCMX	100.0012	250.0029	1.0000	100.0012	363113.94
6	4.181	Hexachlorobenzene	32.3659	80.9148	1.0000	32.3659	403179.32
8	4.353	a-BHC	45.6952	114.2380	1.0000	45.6952	504570.58
9	4.673	g-BHC	51.6848	129.2119	1.0000	51.6848	498545.32
10	4.756	b-BHC	56.1482	140.3705	1.0000	56.1482	238089.11
11	4.936	d-BHC	36.7164	91.7909	1.0000	36.7164	417095.80
13	5.145	Heptachlor	46.3491	115.8726	1.0000	46.3491	499252.41
16	5.455	Aldrin	40.0565	100.1412	1.0000	40.0565	393465.73
17	6.096	Heptachlor epoxide	45.2855	113.2138	1.0000	45.2855	421446.19
19	6.232	g-Chlordane	43.7509	109.3773	1.0000	43.7509	419945.13
20	6.380	a-Chlordane	49.1122	122.7806	1.0000	49.1122	402186.77
21	6.448	4,4'-DDE	47.6630	119.1575	1.0000	47.6630	375724.25
22	6.546	Endosulfan I	46.6776	116.6939	1.0000	46.6776	388149.32
24	6.825	Dieldrin	49.6568	124.1420	1.0000	49.6568	410073.69
25	7.113	Endrin	51.3743	128.4358	1.0000	51.3743	364410.12
26	7.160	4,4'-DDD	52.3773	130.9433	1.0000	52.3773	315336.25
27	7.385	Endosulfan II	46.3679	115.9198	1.0000	46.3679	339083.69
28	7.496	4,4'-DDT	45.7690	114.4225	1.0000	45.7690	284760.92
30	7.876	Endrin aldehyde	46.0961	115.2402	1.0000	46.0961	268361.11
32	8.050	Methoxychlor	42.3924	105.9811	1.0000	42.3924	127708.69
34	8.254	Mirex	0.4045	1.0112	1.0000	0.4045	1979.36
35	8.369	Endosulfan sulfate	39.6821	99.2053	1.0000	39.6821	235990.52
37	8.687	Endrin Ketone	44.8303	112.0757	1.0000	44.8303	299584.38
38	9.696	% DCBP	92.8880	232.2200	1.0000	92.8880	403168.70
				3133.3630	25.0000	1253.3452	8756265.41

Client Id: QC Laboratory Control Sample Duplicate (LCSD) BY76293

Software Version: 4.1<1L22>
Date: 8/2/2017 12:53 PM
Sample Name : LCSD 76293 2L CU
Data File : E:\TC2017\ECD4\08-AUG\802B010.RAW Date: 8/2/2017 10:46 AM
Sequence File: E:\TC2017\ECD4\08-AUG\PEST_SEQ.SEQ Cycle: 52 Channel : B
Instrument : AUTO4-DUAL_ECD Rack/Vial: 0/9 Operator: cw
Sample Amount : 1.0000 Dilution Factor : 1.00

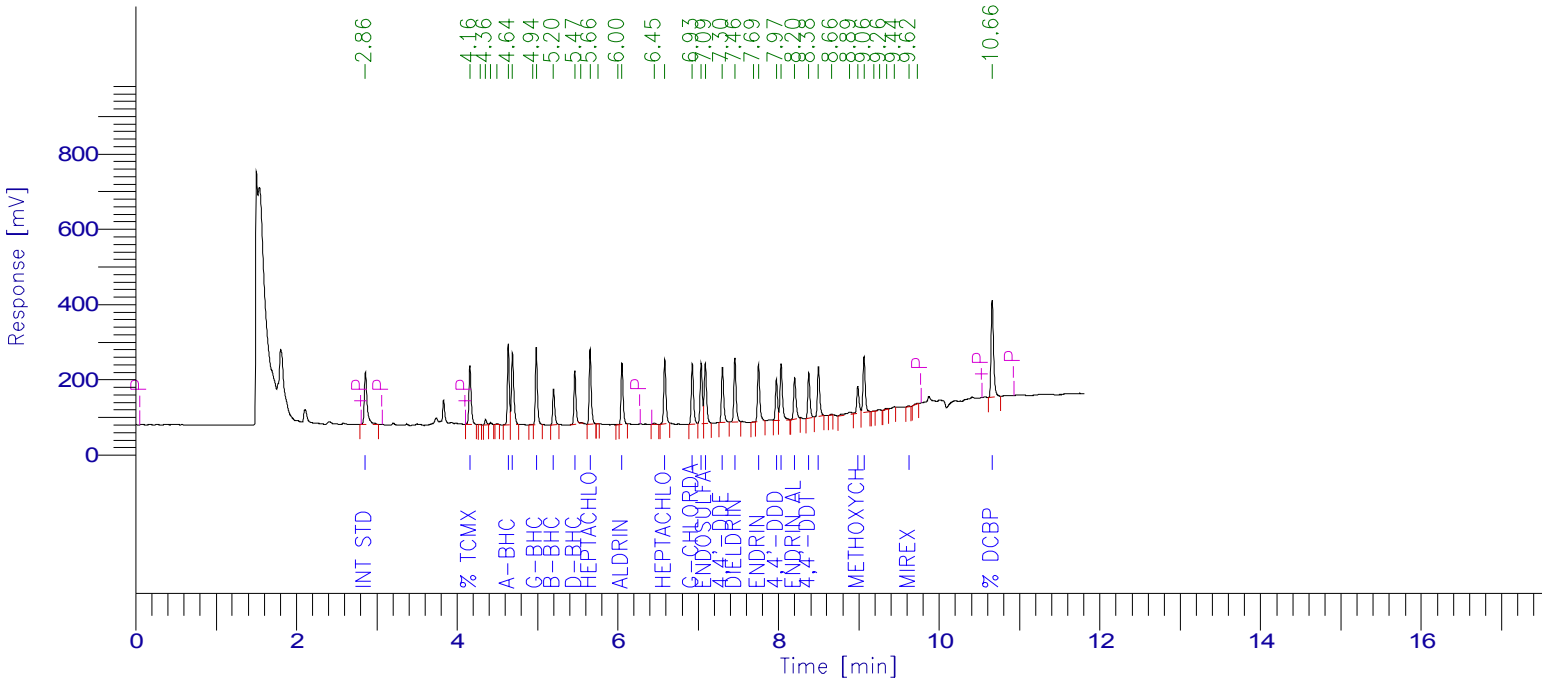

PESTICIDE REPORT

Peak #	Time [min]	Component Name	Raw Amount	Surrogate Recovery TCMX & DCBP	Multiplier	Adjusted Amount for Labowrks	Area [µV·s]
1	2.859	Int Std	100.0000	250.0000	1.0000	100.0000	342300.09
2	4.159	% TCMX	89.5938	223.9845	1.0000	89.5938	299556.44
7	4.636	a-BHC	47.6466	119.1164	1.0000	47.6466	353694.44
8	4.688	Hexachlorobenzene	32.6603	81.6507	1.0000	32.6603	386937.15
10	4.986	g-BHC	48.0431	120.1078	1.0000	48.0431	350137.45
11	5.199	b-BHC	47.2275	118.0688	1.0000	47.2275	171281.90
12	5.465	d-BHC	27.5898	68.9746	1.0000	27.5898	250653.70
14	5.656	Heptachlor	39.1618	97.9045	1.0000	39.1618	348181.21
17	6.052	Aldrin	37.0043	92.5107	1.0000	37.0043	292895.38
19	6.584	Heptachlor epoxide	43.8577	109.6441	1.0000	43.8577	326925.23
20	6.926	g-Chlordane	40.4578	101.1446	1.0000	40.4578	314909.73
21	7.036	a-Chlordane	44.9244	112.3110	1.0000	44.9244	310780.15
22	7.088	Endosulfan I	43.9158	109.7894	1.0000	43.9158	324902.12
23	7.302	4,4'-DDE	44.1168	110.2920	1.0000	44.1168	288612.11
24	7.458	Dieldrin	52.4365	131.0912	1.0000	52.4365	323198.12
26	7.750	Endrin	46.7171	116.7927	1.0000	46.7171	300597.16
27	7.974	4,4'-DDD	47.1453	117.8632	1.0000	47.1453	195945.12
28	8.033	Endosulfan II	49.8865	124.7163	1.0000	49.8865	322152.12
29	8.200	Endrin aldehyde	45.7340	114.3349	1.0000	45.7340	228150.28
30	8.376	4,4'-DDT	49.0633	122.6581	1.0000	49.0633	226652.40
31	8.497	Endosulfan sulfate	41.9974	104.9934	1.0000	41.9974	257664.97
34	8.986	Methoxychlor	52.4801	131.2002	1.0000	52.4801	143216.48
35	9.064	Endrin Ketone	44.8070	112.0176	1.0000	44.8070	286686.79
40	9.622	Mirex	0.8189	2.0474	1.0000	0.8189	3778.76
42	10.658	% DCBP	92.1598	230.3994	1.0000	92.1598	568899.82
				3023.6136	25.0000	1209.4454	7218709.10

1D

PESTICIDE ORGANICS ANALYSIS DATA SHEET

CLIENT SAMPLE NO.

BB-2 MS

Lab Name: Phoenix Environmental Client: NETC

Lab Code: Phoenix Instr: ECD4 Column.: CLP 0.32 SDG No.: GBY76292

Matrix: (soil/water) WATER Lab Sample ID: BY76293 MS

Sample wt/vol: 1065 (g/mL) mL Lab File ID: 802A011

% Moisture: n.a. decanted: (Y/N) N Date Received: 08/01/17

Extraction: (SepF/Cont/ASE) SepF Date Extracted: 08/01/17

Concentrated Extract Volume: 1000 (uL) Date Analyzed: 08/02/17

Injection Volume: 1 (ul) Dilution Factor: 1

CONCENTRATION UNITS:
(mg/L or mg/Kg) ug/L

CAS NO.	COMPOUND	CF	CONC	P/C	Q	MDL	PQL
319-84-6	alpha-BHC	2.898	0.040	P		0.001	0.001
319-85-7	beta-BHC	1.113	0.046	P		0.001	0.001
319-86-8	delta-BHC	2.981	0.029	P		0.005	0.005
58-89-9	gamma-BHC (Lindane)	2.531	0.042	P		0.001	0.001
76-44-8	Heptachlor	2.827	0.033	P		0.005	0.005
309-00-2	Aldrin	2.578	0.027	P		0.001	0.001
1024-57-3	Heptachlor Epoxide	2.442	0.037	P		0.005	0.005
959-98-8	Endosulfan I	2.182	0.037	P		0.005	0.005
60-57-1	Dieldrin	2.167	0.040	P		0.001	0.001
72-55-9	4,4' -DDE	2.069	0.037	P		0.002	0.002
72-20-8	Endrin	1.862	0.040	P		0.005	0.005
33213-65-9	Endosulfan II	1.919	0.038	P		0.005	0.005
72-54-8	4,4' -DDD	1.580	0.039	P		0.002	0.002
1031-07-8	Endosulfan Sulfate	1.561	0.035	P		0.005	0.005
50-29-3	4,4' -DDT	1.633	0.046	P		0.002	0.002
72-43-5	Methoxychlor	0.791	0.037	P		0.005	0.005
53494-70-5	Endrin ketone	1.754	0.035	P		0.005	0.005
7421-93-4	Endrin Aldehyde	1.528	0.037	P		0.005	0.005
8001-35-2	Toxaphene	NA	0.19	P	U	0.19	0.19
5103-71-9	alpha-Chlordane	2.149	0.039	P		0.005	0.005
5103-74-2	gamma-Chlordane	2.519	0.033	P		0.005	0.005
57-74-9	Chlordane	NA	0.033	P		0.047	0.047
2051-24-3	Decachlorobiphenyl	1.139	80	P		%	%
877-09-8	Tetrachloro-m-xylene	0.953	99	P		%	%

319-84-6 Sample Result Calc: ((42.5052raw * 1df * 1fv) / (1065wt-vol * 1%sol) = 0.040

Both channels need to have the compound detected for a concentration to be reported on either channel.
U1=Due to matrix interference and/or the presence of a large amount of non-target material, the reporting level for this compound has been elevated.
U2=The presence of this compound was not confirmed by the analyst based on the characteristic pattern matching of multi-component parameters, retention time, and/or peak shape.

P/C: P=Primary Result C=Confirmation Result X=Not Used CF=Calculated Calibration/Response Factor MC=Multi-Component

1D

PESTICIDE ORGANICS ANALYSIS DATA SHEET

CLIENT SAMPLE NO.

BB-2 MS

Lab Name: Phoenix Environmental Client: NETC

Lab Code: Phoenix Instr: ECD4 Column.: Rtx-440 0.32 SDG No.: GBY76292

Matrix: (soil/water) WATER Lab Sample ID: BY76293 MS

Sample wt/vol: 1065 (g/mL) mL Lab File ID: 802B011

% Moisture: n.a. decanted: (Y/N) N Date Received: 08/01/17

Extraction: (SepF/Cont/ASE) SepF Date Extracted: 08/01/17

Concentrated Extract Volume: 1000 (uL) Date Analyzed: 08/02/17

Injection Volume: 1 (ul) Dilution Factor: 1

CONCENTRATION UNITS:
(mg/L or mg/Kg) ug/L

CAS NO.	COMPOUND	CF	CONC	P/C	Q	MDL	PQL
319-84-6	alpha-BHC	2.169	0.045	C		0.001	0.001
319-85-7	beta-BHC	1.060	0.040	C		0.001	0.001
319-86-8	delta-BHC	2.654	0.026	C		0.005	0.005
58-89-9	gamma-BHC (Lindane)	2.129	0.047	C		0.001	0.001
76-44-8	Heptachlor	2.597	0.030	C		0.005	0.005
309-00-2	Aldrin	2.312	0.027	C		0.001	0.001
1024-57-3	Heptachlor Epoxide	2.178	0.037	C		0.005	0.005
959-98-8	Endosulfan I	2.161	0.038	C		0.005	0.005
60-57-1	Dieldrin	1.801	0.047	C		0.001	0.001
72-55-9	4,4' -DDE	1.911	0.039	C		0.002	0.002
72-20-8	Endrin	1.880	0.042	C		0.005	0.005
33213-65-9	Endosulfan II	1.887	0.043	C		0.005	0.005
72-54-8	4,4' -DDD	1.214	0.042	C		0.002	0.002
1031-07-8	Endosulfan Sulfate	1.792	0.037	C		0.005	0.005
50-29-3	4,4' -DDT	1.350	0.044	C		0.002	0.002
72-43-5	Methoxychlor	0.797	0.051	C		0.005	0.005
53494-70-5	Endrin ketone	1.869	0.044	C		0.005	0.005
7421-93-4	Endrin Aldehyde	1.457	0.039	C		0.005	0.005
8001-35-2	Toxaphene	NA	0.19	C	U	0.19	0.19
5103-71-9	alpha-Chlordane	2.021	0.038	C		0.005	0.005
5103-74-2	gamma-Chlordane	2.274	0.035	C		0.005	0.005
57-74-9	Chlordane	NA	0.035	C		0.047	0.047
2051-24-3	Decachlorobiphenyl	1.803	87	C		%	%
877-09-8	Tetrachloro-m-xylene	0.977	83	C		%	%

319-84-6 Sample Result Calc: ((47.4061raw * 1df * 1fv) / (1065wt-vol * 1%sol) = 0.045

Both channels need to have the compound detected for a concentration to be reported on either channel.
U1=Due to matrix interference and/or the presence of a large amount of non-target material, the reporting level for this compound has been elevated.
U2=The presence of this compound was not confirmed by the analyst based on the characteristic pattern matching of multi-component parameters, retention time, and/or peak shape.

P/C: P=Primary Result C=Confirmation Result X=Not Used CF=Calculated Calibration/Response Factor MC=Multi-Component

10A

PESTICIDES CONFIRMATION SUMMARY FOR SINGLE COMPONENT ANALYTES

CLIENT SAMPLE NO

BB-2 MS

Lab Name: Phoenix Environmental Labs Client: NETC

Lab Code: Phoenix Lab File ID: 802A011 | 802B011 SDG No.: GBY76292

Lab SampleID: BY76293 Instrument ID: ECD4 Date Analyzed: 8/2/17 11:02

GC Column(A): CLP ID: 0.32 (mm) GC Column(B): Rtx-440 ID: 0.32 (mm)

ANALYTE	COL	RT	RT WINDOW FROM	RT WINDOW TO	CALCULATED CONC	CF	%RPD	*
alpha-BHC	A	4.36	4.38	4.48	0.040	2.898	11.8	
	B	4.64	4.63	4.73	0.045	2.169		
beta-BHC	A	4.76	4.79	4.89	0.046	1.113	14.0	
	B	5.20	5.19	5.29	0.040	1.060		
delta-BHC	A	4.94	4.97	5.07	0.029	2.981	10.9	
	B	5.47	5.46	5.56	0.026	2.654		
gamma-BHC (Lindane)	A	4.68	4.71	4.81	0.042	2.531	11.2	
	B	4.99	4.98	5.08	0.047	2.129		
Heptachlor	A	5.15	5.18	5.28	0.033	2.827	9.5	
	B	5.66	5.66	5.76	0.030	2.597		
Aldrin	A	5.46	5.50	5.60	0.027	2.578	0.0	
	B	6.06	6.06	6.16	0.027	2.312		
Heptachlor Epoxide	A	6.10	6.13	6.27	0.037	2.442	0.0	
	B	6.59	6.57	6.71	0.037	2.178		
Endosulfan I	A	6.55	6.59	6.73	0.037	2.182	2.7	
	B	7.09	7.08	7.22	0.038	2.161		
Dieldrin	A	6.83	6.87	7.01	0.040	2.167	16.1	
	B	7.46	7.44	7.58	0.047	1.801		
4,4' -DDE	A	6.45	6.49	6.63	0.037	2.069	5.3	
	B	7.31	7.29	7.43	0.039	1.911		
Endrin	A	7.12	7.17	7.31	0.040	1.862	4.9	
	B	7.75	7.73	7.87	0.042	1.880		
Endosulfan II	A	7.39	7.43	7.57	0.038	1.919	12.3	
	B	8.03	8.01	8.15	0.043	1.887		
4,4' -DDD	A	7.17	7.21	7.35	0.039	1.580	7.4	
	B	7.97	7.95	8.09	0.042	1.214		
Endosulfan Sulfate	A	8.37	8.41	8.55	0.035	1.561	5.6	
	B	8.50	8.48	8.62	0.037	1.792		
4,4' -DDT	A	7.50	7.54	7.68	0.046	1.633	4.4	
	B	8.38	8.36	8.50	0.044	1.350		
Methoxychlor	A	8.05	8.09	8.23	0.037	0.791	31.8	
	B	8.99	8.96	9.10	0.051	0.797		
Endrin ketone	A	8.69	8.73	8.87	0.035	1.754	22.8	
	B	9.06	9.04	9.18	0.044	1.869		
Endrin Aldehyde	A	7.87	7.92	8.06	0.037	1.528	5.3	
	B	8.20	8.18	8.32	0.039	1.457		
alpha-Chlordane	A	6.38	6.42	6.56	0.039	2.149	2.6	
	B	7.04	7.03	7.17	0.038	2.021		
gamma-Chlordane	A	6.24	6.27	6.41	0.033	2.519	5.9	
	B	6.93	6.92	7.06	0.035	2.274		

%RPD must be less than or equal to 40% (*) Criteria exceeded.

NC - (No Criteria) %RPD is not calculated when either result is less than 2 times the reporting level.

CF = Calculated Calibration/Response Factor

FORM X Pesticides

Client Id: QC Matrix Sample (MS) BB-2

Software Version: 4.1<1L22>
Date: 8/2/2017 12:55 PM
Sample Name : MS 76293 2L CU
Data File : E:\TC2017\ECD4\08-AUG\802A011.RAW Date: 8/2/2017 11:02 AM
Sequence File: E:\TC2017\ECD4\08-AUG\PEST_SEQ.SEQ Cycle: 53 Channel : A
Instrument : AUTO4-DUAL_ECD Rack/Vial: 0/10 Operator: cw
Sample Amount : 1.0000 Dilution Factor : 1.00

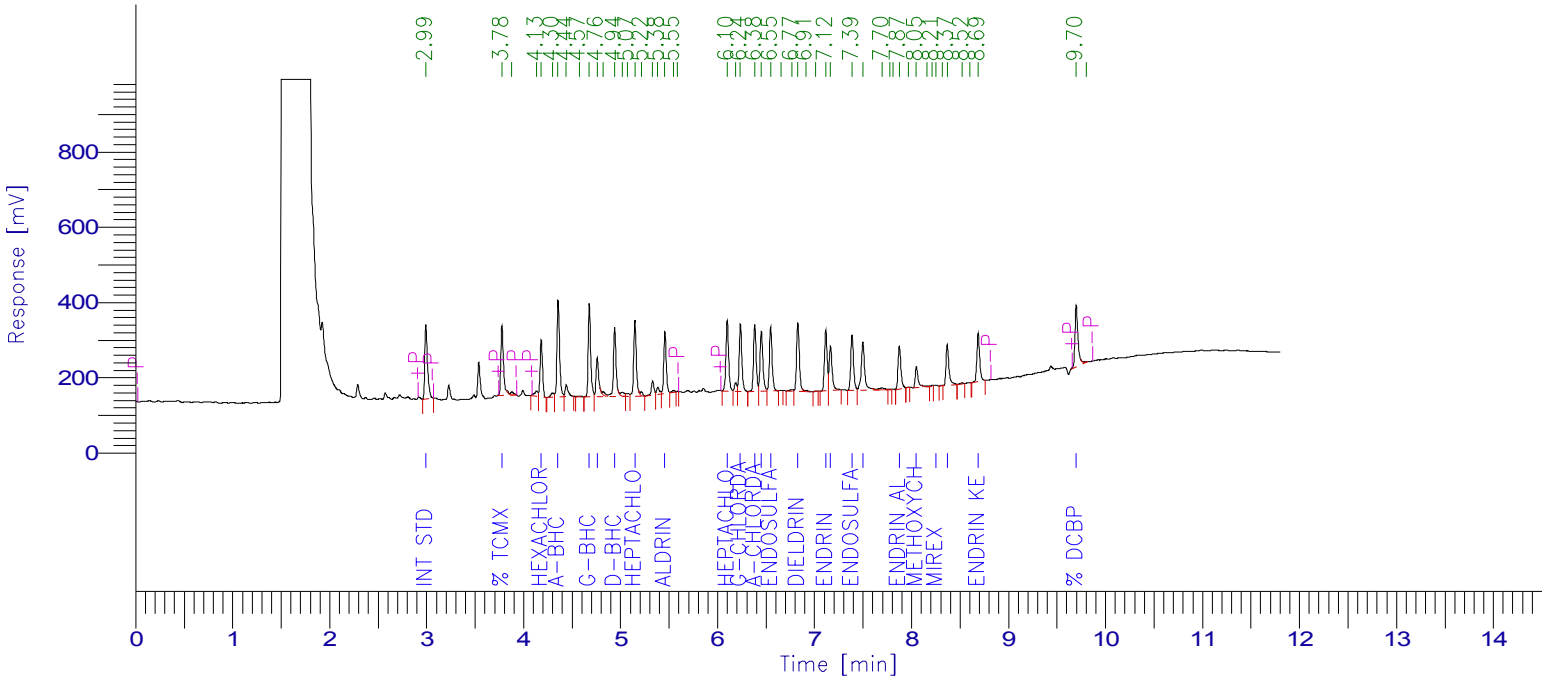

PESTICIDE REPORT

Peak #	Time [min]	Component Name	Raw Amount	Surrogate Recovery TCMX & DCBP	Multiplier	Adjusted Amount for Labowrks	Area [µV·s]
1	2.992	Int Std	100.0000	250.0000	1.0000	100.0000	386618.86
2	3.776	% TCMX	99.4829	248.7073	1.0000	99.4829	366517.09
5	4.182	Hexachlorobenzene	20.9694	52.4235	1.0000	20.9694	265035.64
7	4.356	a-BHC	42.5052	106.2629	1.0000	42.5052	476212.31
10	4.677	g-BHC	44.8166	112.0416	1.0000	44.8166	438620.94
11	4.759	b-BHC	48.8892	122.2230	1.0000	48.8892	210341.08
13	4.939	d-BHC	30.8055	77.0137	1.0000	30.8055	355068.61
16	5.147	Heptachlor	34.9046	87.2615	1.0000	34.9046	381478.37
20	5.457	Aldrin	29.2301	73.0752	1.0000	29.2301	291321.00
23	6.099	Heptachlor epoxide	39.0451	97.6127	1.0000	39.0451	368686.15
25	6.235	g-Chlordane	35.1575	87.8938	1.0000	35.1575	342398.00
26	6.383	a-Chlordane	41.1102	102.7755	1.0000	41.1102	341582.47
27	6.451	4,4'-DDE	39.6529	99.1322	1.0000	39.6529	317153.99
28	6.548	Endosulfan I	39.0429	97.6073	1.0000	39.0429	329413.05
31	6.828	Dieldrin	42.9709	107.4272	1.0000	42.9709	360051.93
34	7.115	Endrin	43.0066	107.5165	1.0000	43.0066	309518.91
35	7.165	4,4'-DDD	41.6492	104.1229	1.0000	41.6492	254416.08
36	7.386	Endosulfan II	39.9385	99.8463	1.0000	39.9385	296339.00
37	7.498	4,4'-DDT	48.6719	121.6798	1.0000	48.6719	307252.41
41	7.874	Endrin aldehyde	38.9337	97.3342	1.0000	38.9337	229979.25
43	8.050	Methoxychlor	38.8895	97.2238	1.0000	38.8895	118870.00
46	8.252	Mirex	1.1261	2.8153	1.0000	1.1261	5591.68
48	8.368	Endosulfan sulfate	37.2218	93.0544	1.0000	37.2218	224597.29
51	8.686	Endrin Ketone	37.5545	93.8863	1.0000	37.5545	254634.78
52	9.698	% DCBP	79.8808	199.7019	1.0000	79.8808	351784.95
				2738.6389	25.0000	1095.4556	7583483.84

Client Id: QC Matrix Sample (MS) BB-2

Software Version: 4.1<1L22>
Date: 8/2/2017 12:53 PM
Sample Name : MS 76293 2L CU
Data File : E:\TC2017\ECD4\08-AUG\802B011.RAW Date: 8/2/2017 11:02 AM
Sequence File: E:\TC2017\ECD4\08-AUG\PEST_SEQ.SEQ Cycle: 53 Channel : B
Instrument : AUTO4-DUAL_ECD Rack/Vial: 0/10 Operator: cw
Sample Amount : 1.0000 Dilution Factor : 1.00

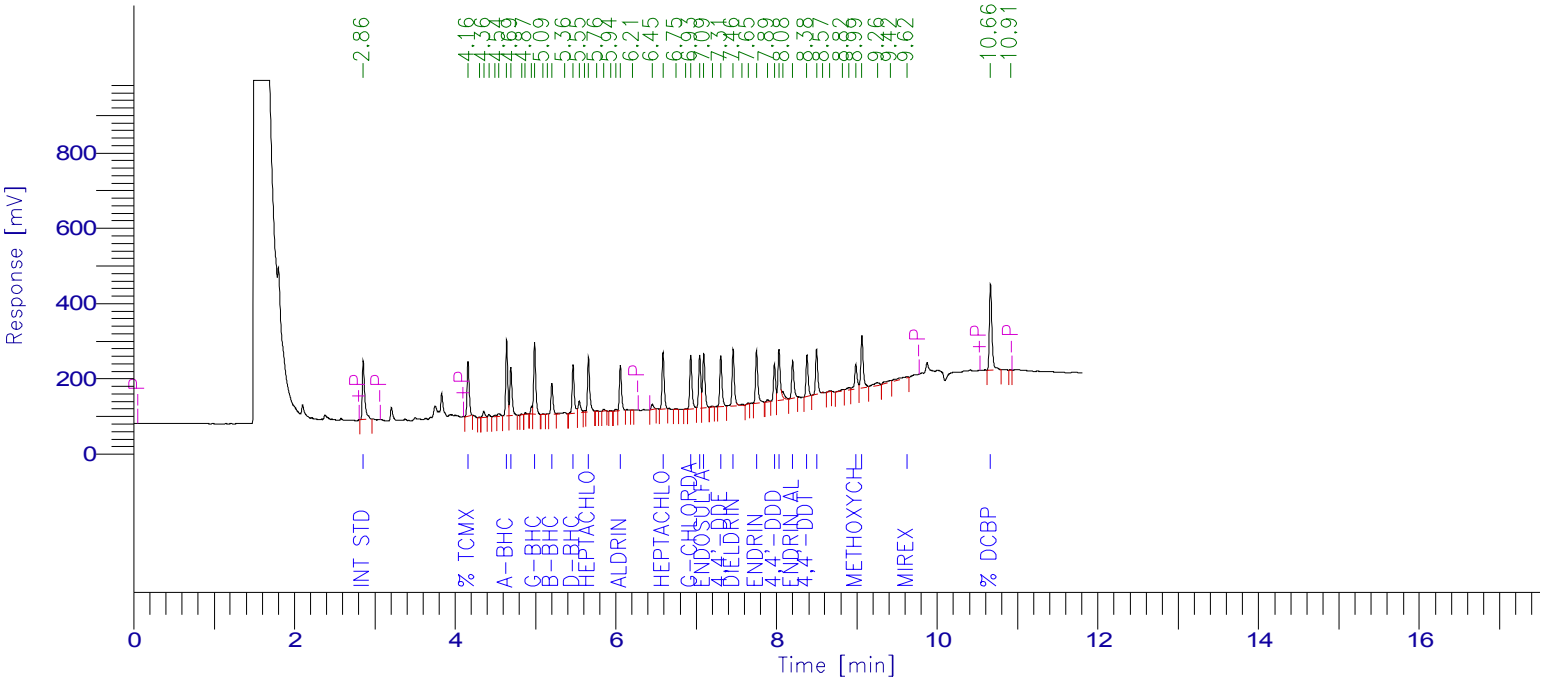

PESTICIDE REPORT

Peak #	Time [min]	Component Name	Raw Amount	Surrogate Recovery TCMX & DCBP	Multiplier	Adjusted Amount for Labowrks	Area [µV·s]
1	2.855	Int Std	100.0000	250.0000	1.0000	100.0000	325885.11
2	4.160	% TCMX	83.1651	207.9127	1.0000	83.1651	264727.59
8	4.640	a-BHC	47.4061	118.5151	1.0000	47.4061	335033.23
9	4.692	Hexachlorobenzene	21.5940	53.9851	1.0000	21.5940	243563.11
13	4.990	g-BHC	49.5681	123.9201	1.0000	49.5681	343927.27
16	5.203	b-BHC	42.1427	105.3568	1.0000	42.1427	145511.21
18	5.468	d-BHC	27.8697	69.6742	1.0000	27.8697	241053.97
21	5.661	Heptachlor	31.7173	79.2931	1.0000	31.7173	268470.09
26	6.057	Aldrin	28.9117	72.2792	1.0000	28.9117	217866.91
29	6.587	Heptachlor epoxide	39.5441	98.8603	1.0000	39.5441	280635.30
32	6.931	g-Chlordane	37.6978	94.2445	1.0000	37.6978	279355.35
33	7.043	a-Chlordane	40.3039	100.7599	1.0000	40.3039	265445.84
34	7.094	Endosulfan I	40.7823	101.9559	1.0000	40.7823	287251.12
36	7.307	4,4'-DDE	41.8143	104.5357	1.0000	41.8143	260431.13
37	7.461	Dieldrin	49.4968	123.7419	1.0000	49.4968	290448.77
40	7.751	Endrin	44.7925	111.9812	1.0000	44.7925	274392.25
42	7.974	4,4'-DDD	44.6114	111.5286	1.0000	44.6114	176522.43
43	8.031	Endosulfan II	45.6679	114.1698	1.0000	45.6679	280767.30
45	8.200	Endrin aldehyde	41.0846	102.7114	1.0000	41.0846	195127.52
46	8.378	4,4'-DDT	46.6886	116.7215	1.0000	46.6886	205339.43
47	8.498	Endosulfan sulfate	39.1613	97.9032	1.0000	39.1613	228742.93
52	8.986	Methoxychlor	54.1622	135.4055	1.0000	54.1622	140718.90
53	9.062	Endrin Ketone	47.2893	118.2233	1.0000	47.2893	288059.25
56	9.623	Mirex	10.9203	27.3008	1.0000	10.9203	47971.82
57	10.662	% DCBP	86.5196	216.2991	1.0000	86.5196	508471.48
				2857.2788	25.0000	1142.9115	6395719.31

1D

PESTICIDE ORGANICS ANALYSIS DATA SHEET

CLIENT SAMPLE NO.

BB-2 MSD

Lab Name: Phoenix Environmental Client: NETC

Lab Code: Phoenix Instr: ECD4 Column.: CLP 0.32 SDG No.: GBY76292

Matrix: (soil/water) WATER Lab Sample ID: BY76293 MSD

Sample wt/vol: 1065 (g/mL) mL Lab File ID: 802A012

% Moisture: n.a. decanted: (Y/N) N Date Received: 08/01/17

Extraction: (SepF/Cont/ASE) SepF Date Extracted: 08/01/17

Concentrated Extract Volume: 1000 (uL) Date Analyzed: 08/02/17

Injection Volume: 1 (ul) Dilution Factor: 1

CONCENTRATION UNITS:
(mg/L or mg/Kg) ug/L

CAS NO.	COMPOUND	CF	CONC	P/C	Q	MDL	PQL
319-84-6	alpha-BHC	2.898	0.043	P		0.001	0.001
319-85-7	beta-BHC	1.113	0.049	P		0.001	0.001
319-86-8	delta-BHC	2.981	0.030	P		0.005	0.005
58-89-9	gamma-BHC (Lindane)	2.531	0.048	P		0.001	0.001
76-44-8	Heptachlor	2.827	0.042	P		0.005	0.005
309-00-2	Aldrin	2.578	0.034	P		0.001	0.001
1024-57-3	Heptachlor Epoxide	2.442	0.041	P		0.005	0.005
959-98-8	Endosulfan I	2.182	0.040	P		0.005	0.005
60-57-1	Dieldrin	2.167	0.045	P		0.001	0.001
72-55-9	4,4' -DDE	2.069	0.042	P		0.002	0.002
72-20-8	Endrin	1.862	0.046	P		0.005	0.005
33213-65-9	Endosulfan II	1.919	0.042	P		0.005	0.005
72-54-8	4,4' -DDD	1.580	0.042	P		0.002	0.002
1031-07-8	Endosulfan Sulfate	1.561	0.042	P		0.005	0.005
50-29-3	4,4' -DDT	1.633	0.047	P		0.002	0.002
72-43-5	Methoxychlor	0.791	0.043	P		0.005	0.005
53494-70-5	Endrin ketone	1.754	0.040	P		0.005	0.005
7421-93-4	Endrin Aldehyde	1.528	0.036	P		0.005	0.005
8001-35-2	Toxaphene	NA	0.19	P	U	0.19	0.19
5103-71-9	alpha-Chlordane	2.149	0.044	P		0.005	0.005
5103-74-2	gamma-Chlordane	2.519	0.039	P		0.005	0.005
57-74-9	Chlordane	NA	0.039	P		0.047	0.047
2051-24-3	Decachlorobiphenyl	1.139	79	P		%	%
877-09-8	Tetrachloro-m-xylene	0.953	86	P		%	%

319-84-6 Sample Result Calc: ((45.6283raw * 1df * 1fv) / (1065wt-vol * 1%sol) = 0.043

Both channels need to have the compound detected for a concentration to be reported on either channel.
U1=Due to matrix interference and/or the presence of a large amount of non-target material, the reporting level for this compound has been elevated.
U2=The presence of this compound was not confirmed by the analyst based on the characteristic pattern matching of multi-component parameters, retention time, and/or peak shape.

P/C: P=Primary Result C=Confirmation Result X=Not Used CF=Calculated Calibration/Response Factor MC=Multi-Component

FORM I PEST

1D

PESTICIDE ORGANICS ANALYSIS DATA SHEET

CLIENT SAMPLE NO.

BB-2 MSD

Lab Name: Phoenix Environmental Client: NETC

Lab Code: Phoenix Instr: ECD4 Column.: Rtx-440 0.32 SDG No.: GBY76292

Matrix: (soil/water) WATER Lab Sample ID: BY76293 MSD

Sample wt/vol: 1065 (g/mL) mL Lab File ID: 802B012

% Moisture: n.a. decanted: (Y/N) N Date Received: 08/01/17

Extraction: (SepF/Cont/ASE) SepF Date Extracted: 08/01/17

Concentrated Extract Volume: 1000 (uL) Date Analyzed: 08/02/17

Injection Volume: 1 (ul) Dilution Factor: 1

CONCENTRATION UNITS:
(mg/L or mg/Kg) ug/L

CAS NO.	COMPOUND	CF	CONC	P/C	Q	MDL	PQL
319-84-6	alpha-BHC	2.169	0.052	C		0.001	0.001
319-85-7	beta-BHC	1.060	0.044	C		0.001	0.001
319-86-8	delta-BHC	2.654	0.027	C		0.005	0.005
58-89-9	gamma-BHC (Lindane)	2.129	0.050	C		0.001	0.001
76-44-8	Heptachlor	2.597	0.040	C		0.005	0.005
309-00-2	Aldrin	2.312	0.037	C		0.001	0.001
1024-57-3	Heptachlor Epoxide	2.178	0.044	C		0.005	0.005
959-98-8	Endosulfan I	2.161	0.044	C		0.005	0.005
60-57-1	Dieldrin	1.801	0.056	C		0.001	0.001
72-55-9	4,4' -DDE	1.911	0.045	C		0.002	0.002
72-20-8	Endrin	1.880	0.052	C		0.005	0.005
33213-65-9	Endosulfan II	1.887	0.049	C		0.005	0.005
72-54-8	4,4' -DDD	1.214	0.052	C		0.002	0.002
1031-07-8	Endosulfan Sulfate	1.792	0.045	C		0.005	0.005
50-29-3	4,4' -DDT	1.350	0.051	C		0.002	0.002
72-43-5	Methoxychlor	0.797	0.048	C		0.005	0.005
53494-70-5	Endrin ketone	1.869	0.047	C		0.005	0.005
7421-93-4	Endrin Aldehyde	1.457	0.041	C		0.005	0.005
8001-35-2	Toxaphene	NA	0.19	C	U	0.19	0.19
5103-71-9	alpha-Chlordane	2.021	0.044	C		0.005	0.005
5103-74-2	gamma-Chlordane	2.274	0.041	C		0.005	0.005
57-74-9	Chlordane	NA	0.041	C		0.047	0.047
2051-24-3	Decachlorobiphenyl	1.803	95	C		%	%
877-09-8	Tetrachloro-m-xylene	0.977	84	C		%	%

319-84-6 Sample Result Calc: ((55.4842raw * 1df * 1fv) / (1065wt-vol * 1%sol) = 0.052

Both channels need to have the compound detected for a concentration to be reported on either channel.
U1=Due to matrix interference and/or the presence of a large amount of non-target material, the reporting level for this compound has been elevated.
U2=The presence of this compound was not confirmed by the analyst based on the characteristic pattern matching of multi-component parameters, retention time, and/or peak shape.

P/C: P=Primary Result C=Confirmation Result X=Not Used CF=Calculated Calibration/Response Factor MC=Multi-Component

PESTICIDES CONFIRMATION SUMMARY FOR SINGLE COMPONENT ANALYTES

CLIENT SAMPLE NO: BB-2 MSD

Lab Name: Phoenix Environmental Labs | Client: NETC

Lab Code: Phoenix | Lab File ID: 802A012 | 802B012 | SDG No.: GBY76292

Lab SampleID: BY76293 | Instrument ID: ECD4 | Date Analyzed: 8/2/17 11:18

GC Column(A): CLP ID: 0.32 (mm) | GC Column(B): Rtx-440 ID: 0.32 (mm)

ANALYTE	COL	RT	RT WINDOW FROM	RT WINDOW TO	CALCULATED CONC	CF	%RPD	*
alpha-BHC	A	4.34	4.38	4.48	0.043	2.898	18.9	
	B	4.62	4.63	4.73	0.052	2.169		
beta-BHC	A	4.74	4.79	4.89	0.049	1.113	10.8	
	B	5.19	5.19	5.29	0.044	1.060		
delta-BHC	A	4.92	4.97	5.07	0.030	2.981	10.5	
	B	5.45	5.46	5.56	0.027	2.654		
gamma-BHC (Lindane)	A	4.66	4.71	4.81	0.048	2.531	4.1	
	B	4.97	4.98	5.08	0.050	2.129		
Heptachlor	A	5.13	5.18	5.28	0.042	2.827	4.9	
	B	5.64	5.66	5.76	0.040	2.597		
Aldrin	A	5.44	5.50	5.60	0.034	2.578	8.5	
	B	6.04	6.06	6.16	0.037	2.312		
Heptachlor Epoxide	A	6.08	6.13	6.27	0.041	2.442	7.1	
	B	6.57	6.57	6.71	0.044	2.178		
Endosulfan I	A	6.53	6.59	6.73	0.040	2.182	9.5	
	B	7.07	7.08	7.22	0.044	2.161		
Dieldrin	A	6.81	6.87	7.01	0.045	2.167	21.8	
	B	7.44	7.44	7.58	0.056	1.801		
4,4' -DDE	A	6.43	6.49	6.63	0.042	2.069	6.9	
	B	7.29	7.29	7.43	0.045	1.911		
Endrin	A	7.09	7.17	7.31	0.046	1.862	12.2	
	B	7.73	7.73	7.87	0.052	1.880		
Endosulfan II	A	7.37	7.43	7.57	0.042	1.919	15.4	
	B	8.01	8.01	8.15	0.049	1.887		
4,4' -DDD	A	7.15	7.21	7.35	0.042	1.580	21.3	
	B	7.96	7.95	8.09	0.052	1.214		
Endosulfan Sulfate	A	8.35	8.41	8.55	0.042	1.561	6.9	
	B	8.48	8.48	8.62	0.045	1.792		
4,4' -DDT	A	7.48	7.54	7.68	0.047	1.633	8.2	
	B	8.36	8.36	8.50	0.051	1.350		
Methoxychlor	A	8.03	8.09	8.23	0.043	0.791	11.0	
	B	8.97	8.96	9.10	0.048	0.797		
Endrin ketone	A	8.67	8.73	8.87	0.040	1.754	16.1	
	B	9.05	9.04	9.18	0.047	1.869		
Endrin Aldehyde	A	7.86	7.92	8.06	0.036	1.528	13.0	
	B	8.18	8.18	8.32	0.041	1.457		
alpha-Chlordane	A	6.37	6.42	6.56	0.044	2.149	0.0	
	B	7.02	7.03	7.17	0.044	2.021		
gamma-Chlordane	A	6.22	6.27	6.41	0.039	2.519	5.0	
	B	6.91	6.92	7.06	0.041	2.274		

%RPD must be less than or equal to 40% (*) Criteria exceeded.

NC - (No Criteria) %RPD is not calculated when either result is less than 2 times the reporting level.

CF = Calculated Calibration/Response Factor

FORM X Pesticides

Client Id: QC Matrix Sample Duplicate (MSD) BB-2

Software Version: 4.1<1L22>
Date: 8/2/2017 12:55 PM
Sample Name : MSD 76293 2L CU
Data File : E:\TC2017\ECD4\08-AUG\802A012.RAW Date: 8/2/2017 11:18 AM
Sequence File: E:\TC2017\ECD4\08-AUG\PEST_SEQ.SEQ Cycle: 54 Channel : A
Instrument : AUTO4-DUAL_ECD Rack/Vial: 0/11 Operator: cw
Sample Amount : 1.0000 Dilution Factor : 1.00

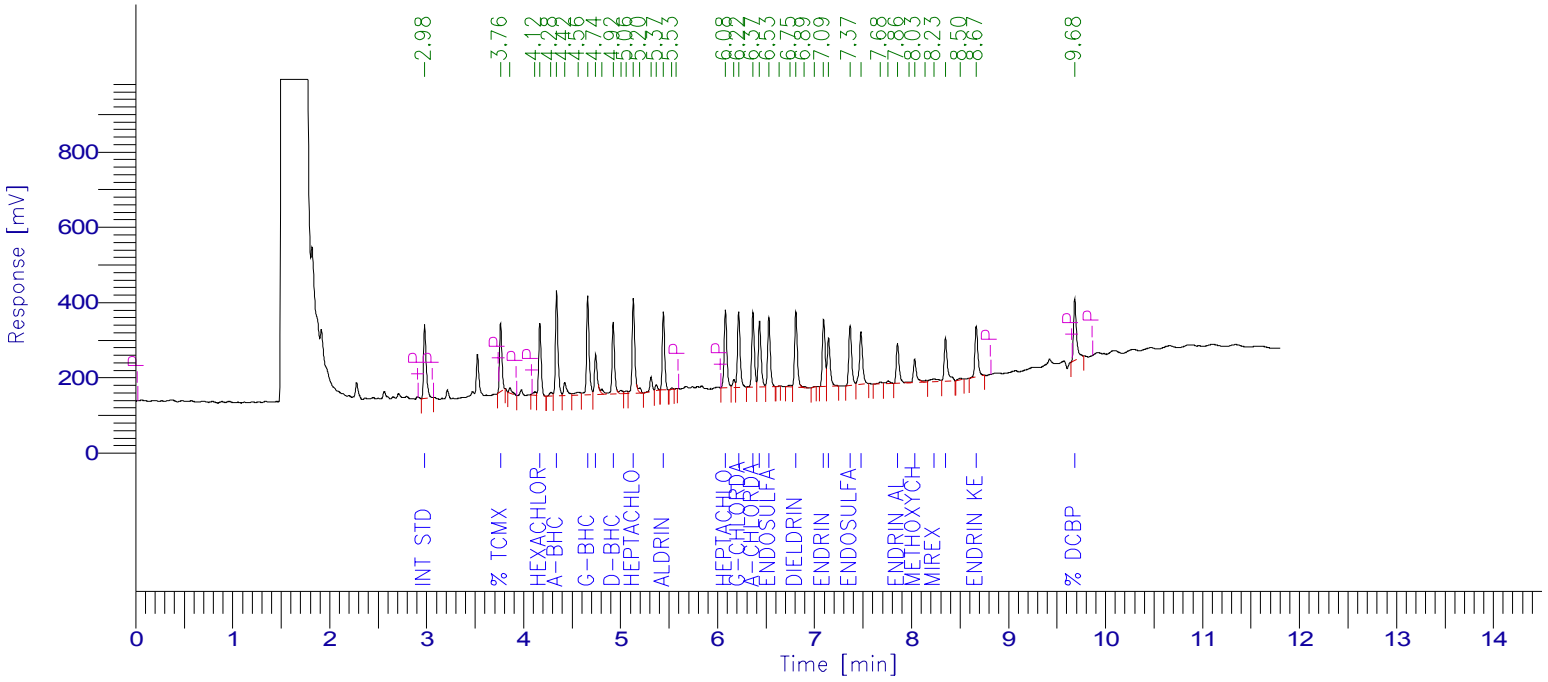

PESTICIDE REPORT

Peak #	Time [min]	Component Name	Raw Amount	Surrogate Recovery TCMX & DCBP	Multiplier	Adjusted Amount for Labowrks	Area [µV·s]
1	2.979	Int Std	100.0000	250.0000	1.0000	100.0000	378467.00
2	3.762	% TCMX	86.3081	215.7702	1.0000	86.3081	311273.49
5	4.167	Hexachlorobenzene	27.3927	68.4817	1.0000	27.3927	338920.50
7	4.340	a-BHC	45.6283	114.0707	1.0000	45.6283	500423.66
10	4.660	g-BHC	51.2828	128.2071	1.0000	51.2828	491322.92
11	4.743	b-BHC	52.6061	131.5152	1.0000	52.6061	221560.46
13	4.923	d-BHC	31.4981	78.7454	1.0000	31.4981	355397.25
16	5.132	Heptachlor	44.4277	111.0691	1.0000	44.4277	475319.27
20	5.441	Aldrin	36.6071	91.5178	1.0000	36.6071	357151.66
23	6.081	Heptachlor epoxide	43.9709	109.9272	1.0000	43.9709	406443.91
25	6.217	g-Chlordane	41.4051	103.5128	1.0000	41.4051	394740.88
26	6.365	a-Chlordane	46.5915	116.4788	1.0000	46.5915	378963.90
27	6.433	4,4'-DDE	44.1906	110.4765	1.0000	44.1906	345995.32
28	6.529	Endosulfan I	42.8914	107.2285	1.0000	42.8914	354252.86
31	6.808	Dieldrin	47.7353	119.3382	1.0000	47.7353	391539.33
34	7.094	Endrin	49.0937	122.7343	1.0000	49.0937	345878.06
35	7.145	4,4'-DDD	44.7111	111.7777	1.0000	44.7111	267361.32
36	7.367	Endosulfan II	44.2834	110.7086	1.0000	44.2834	321649.90
37	7.479	4,4'-DDT	50.2511	125.6277	1.0000	50.2511	310532.65
40	7.856	Endrin aldehyde	38.0731	95.1828	1.0000	38.0731	220154.13
42	8.032	Methoxychlor	46.0395	115.0988	1.0000	46.0395	137757.63
44	8.231	Mirex	9.8031	24.5078	1.0000	9.8031	47650.40
45	8.350	Endosulfan sulfate	44.6197	111.5493	1.0000	44.6197	263559.82
47	8.667	Endrin Ketone	42.5490	106.3725	1.0000	42.5490	282416.38
48	9.683	% DCBP	78.6554	196.6385	1.0000	78.6554	339084.92
				2976.5374	25.0000	1190.6149	8237817.63

Client Id: QC Matrix Sample Duplicate (MSD) BB-2

Software Version: 4.1<1L22>
Date: 8/2/2017 12:53 PM
Sample Name : MSD 76293 2L CU
Data File : E:\TC2017\ECD4\08-AUG\802B012.RAW Date: 8/2/2017 11:18 AM
Sequence File: E:\TC2017\ECD4\08-AUG\PEST_SEQ.SEQ Cycle: 54 Channel : B
Instrument : AUTO4-DUAL_ECD Rack/Vial: 0/11 Operator: cw
Sample Amount : 1.0000 Dilution Factor : 1.00

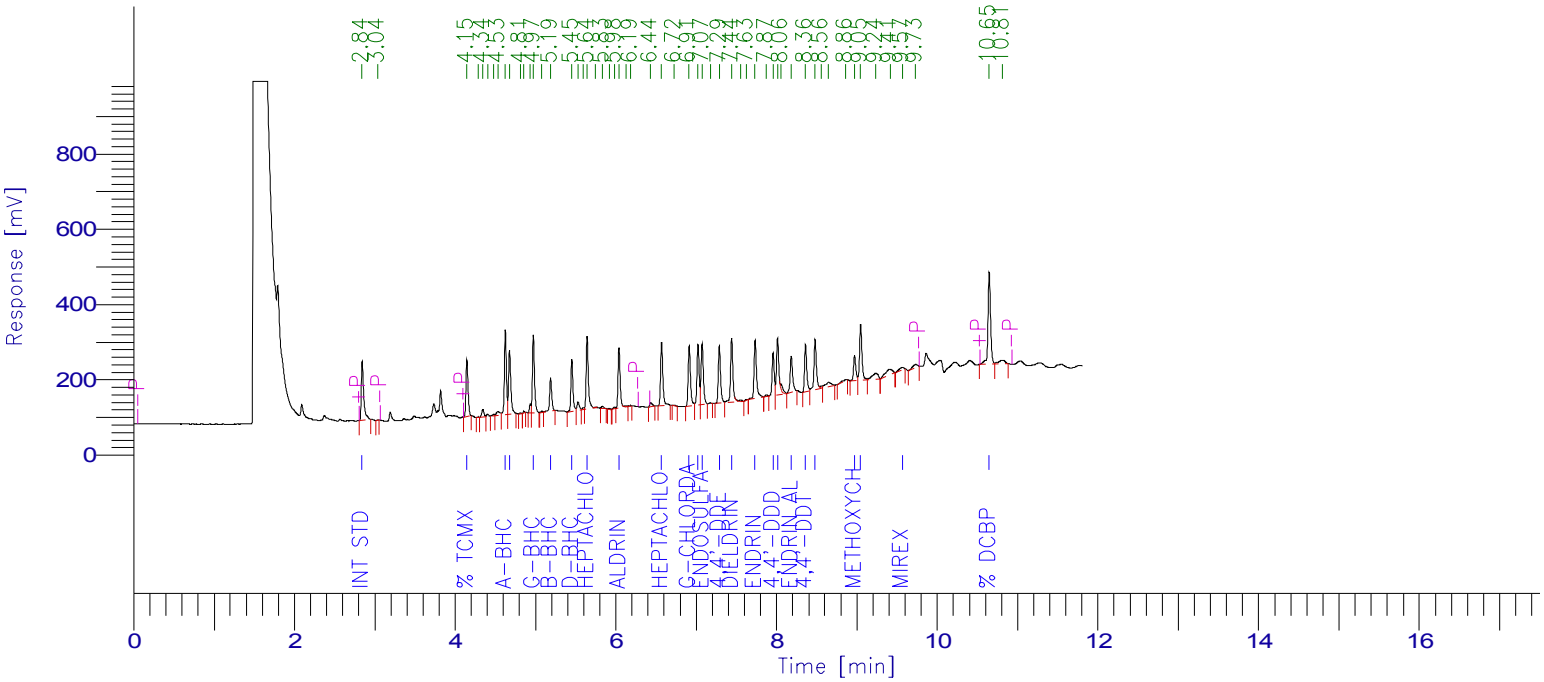

PESTICIDE REPORT

Peak #	Time [min]	Component Name	Raw Amount	Surrogate Recovery TCMX & DCBP	Multiplier	Adjusted Amount for Labowrks	Area [µV·s]
1	2.843	Int Std	100.0000	250.0000	1.0000	100.0000	324814.26
3	4.146	% TCMX	84.3387	210.8467	1.0000	84.3387	267581.21
9	4.624	a-BHC	55.4842	138.7104	1.0000	55.4842	390835.26
10	4.676	Hexachlorobenzene	29.2879	73.2197	1.0000	29.2879	329257.99
14	4.974	g-BHC	53.4624	133.6559	1.0000	53.4624	369729.00
16	5.187	b-BHC	47.2022	118.0054	1.0000	47.2022	162445.04
17	5.452	d-BHC	28.3015	70.7538	1.0000	28.3015	243984.86
20	5.643	Heptachlor	42.2018	105.5045	1.0000	42.2018	356042.67
25	6.039	Aldrin	39.2931	98.2327	1.0000	39.2931	295124.10
29	6.569	Heptachlor epoxide	46.7008	116.7520	1.0000	46.7008	330335.65
31	6.912	g-Chlordane	43.7353	109.3383	1.0000	43.7353	323030.70
32	7.022	a-Chlordane	47.1627	117.9067	1.0000	47.1627	309597.55
33	7.073	Endosulfan I	47.2147	118.0368	1.0000	47.2147	331464.77
35	7.288	4,4'-DDE	48.3449	120.8623	1.0000	48.3449	300116.42
36	7.442	Dieldrin	59.9822	149.9554	1.0000	59.9822	350820.88
39	7.733	Endrin	55.0336	137.5839	1.0000	55.0336	336019.92
41	7.958	4,4'-DDD	55.0068	137.5170	1.0000	55.0068	216940.38
42	8.013	Endosulfan II	52.5760	131.4400	1.0000	52.5760	322176.20
44	8.182	Endrin aldehyde	43.7706	109.4266	1.0000	43.7706	207201.66
45	8.360	4,4'-DDT	54.1033	135.2583	1.0000	54.1033	237167.87
46	8.480	Endosulfan sulfate	48.2488	120.6219	1.0000	48.2488	280897.19
50	8.970	Methoxychlor	51.1896	127.9740	1.0000	51.1896	132558.81
51	9.047	Endrin Ketone	50.4278	126.0694	1.0000	50.4278	306167.63
54	9.566	Mirex	6.4556	16.1389	1.0000	6.4556	28265.41
56	10.646	% DCBP	94.8414	237.1035	1.0000	94.8414	555546.52
				3210.9142	25.0000	1284.3657	7308121.98

1D

PESTICIDE ORGANICS ANALYSIS DATA SHEET

CLIENT SAMPLE NO.

BY76293 BL

Lab Name: Phoenix Environmental Client: NETC

Lab Code: Phoenix Instr: ECD4 Column.: CLP 0.32 SDG No.: GBY76292

Matrix: (soil/water) WATER Lab Sample ID: BY76293 BL

Sample wt/vol: 1000 (g/mL) mL Lab File ID: 802A008

% Moisture: n.a. decanted: (Y/N) N Date Received: 08/01/17

Extraction: (SepF/Cont/ASE) SepF Date Extracted: 08/01/17

Concentrated Extract Volume: 1000 (uL) Date Analyzed: 08/02/17

Injection Volume: 1 (ul) Dilution Factor: 1

CONCENTRATION UNITS:
(mg/L or mg/Kg) ug/L

CAS NO.	COMPOUND	CF	CONC	P/C	Q	MDL	PQL
319-84-6	alpha-BHC	NA	0.002	P	U	0.002	0.002
319-85-7	beta-BHC	NA	0.002	P	U	0.002	0.002
319-86-8	delta-BHC	NA	0.005	P	U	0.005	0.005
58-89-9	gamma-BHC (Lindane)	NA	0.002	P	U	0.002	0.002
76-44-8	Heptachlor	NA	0.005	P	U	0.005	0.005
309-00-2	Aldrin	NA	0.002	P	U	0.002	0.002
1024-57-3	Heptachlor Epoxide	NA	0.005	P	U	0.005	0.005
959-98-8	Endosulfan I	NA	0.005	P	U	0.005	0.005
60-57-1	Dieldrin	NA	0.002	P	U	0.002	0.002
72-55-9	4,4' -DDE	NA	0.003	P	U	0.003	0.003
72-20-8	Endrin	NA	0.005	P	U	0.005	0.005
33213-65-9	Endosulfan II	NA	0.005	P	U	0.005	0.005
72-54-8	4,4' -DDD	NA	0.003	P	U	0.003	0.003
1031-07-8	Endosulfan Sulfate	NA	0.005	P	U	0.005	0.005
50-29-3	4,4' -DDT	NA	0.003	P	U	0.003	0.003
72-43-5	Methoxychlor	NA	0.005	P	U	0.005	0.005
53494-70-5	Endrin ketone	NA	0.005	P	U	0.005	0.005
7421-93-4	Endrin Aldehyde	NA	0.005	P	U	0.005	0.005
8001-35-2	Toxaphene	NA	0.20	P	U	0.20	0.20
5103-71-9	alpha-Chlordane	NA	0.005	P	U	0.005	0.005
5103-74-2	gamma-Chlordane	NA	0.005	P	U	0.005	0.005
57-74-9	Chlordane	NA	0.050	P	U	0.050	0.050
2051-24-3	Decachlorobiphenyl	1.139	87	P		%	%
877-09-8	Tetrachloro-m-xylene	0.953	85	P		%	%

57-74-9 Sample PQL Calc: (50raw * 1df * 1fv) / (1000wt-vol * 1.00%sol) = 0.050

Both channels need to have the compound detected for a concentration to be reported on either channel.
U1=Due to matrix interference and/or the presence of a large amount of non-target material, the reporting level for this compound has been elevated.
U2=The presence of this compound was not confirmed by the analyst based on the characteristic pattern matching of multi-component parameters, retention time, and/or peak shape.

P/C: P=Primary Result C=Confirmation Result X=Not Used CF=Calculated Calibration/Response Factor MC=Multi-Component

1D

PESTICIDE ORGANICS ANALYSIS DATA SHEET

CLIENT SAMPLE NO.

BY76293 BL

Lab Name: Phoenix Environmental Client: NETC

Lab Code: Phoenix Instr: ECD4 Column.: Rtx-440 0.32 SDG No.: GBY76292

Matrix: (soil/water) WATER Lab Sample ID: BY76293 BL

Sample wt/vol: 1000 (g/mL) mL Lab File ID: 802B008

% Moisture: n.a. decanted: (Y/N) N Date Received: 08/01/17

Extraction: (SepF/Cont/ASE) SepF Date Extracted: 08/01/17

Concentrated Extract Volume: 1000 (uL) Date Analyzed: 08/02/17

Injection Volume: 1 (ul) Dilution Factor: 1

CONCENTRATION UNITS:
(mg/L or mg/Kg) ug/L

CAS NO.	COMPOUND	CF	CONC	P/C	Q	MDL	PQL
319-84-6	alpha-BHC	NA	0.002	C	U	0.002	0.002
319-85-7	beta-BHC	NA	0.002	C	U	0.002	0.002
319-86-8	delta-BHC	NA	0.005	C	U	0.005	0.005
58-89-9	gamma-BHC (Lindane)	NA	0.002	C	U	0.002	0.002
76-44-8	Heptachlor	NA	0.005	C	U	0.005	0.005
309-00-2	Aldrin	NA	0.002	C	U	0.002	0.002
1024-57-3	Heptachlor Epoxide	NA	0.005	C	U	0.005	0.005
959-98-8	Endosulfan I	NA	0.005	C	U	0.005	0.005
60-57-1	Dieldrin	NA	0.002	C	U	0.002	0.002
72-55-9	4,4' -DDE	NA	0.003	C	U	0.003	0.003
72-20-8	Endrin	NA	0.005	C	U	0.005	0.005
33213-65-9	Endosulfan II	NA	0.005	C	U	0.005	0.005
72-54-8	4,4' -DDD	NA	0.003	C	U	0.003	0.003
1031-07-8	Endosulfan Sulfate	NA	0.005	C	U	0.005	0.005
50-29-3	4,4' -DDT	NA	0.003	C	U	0.003	0.003
72-43-5	Methoxychlor	NA	0.005	C	U	0.005	0.005
53494-70-5	Endrin ketone	NA	0.005	C	U	0.005	0.005
7421-93-4	Endrin Aldehyde	NA	0.005	C	U	0.005	0.005
8001-35-2	Toxaphene	NA	0.20	C	U	0.20	0.20
5103-71-9	alpha-Chlordane	NA	0.005	C	U	0.005	0.005
5103-74-2	gamma-Chlordane	NA	0.005	C	U	0.005	0.005
57-74-9	Chlordane	NA	0.050	C	U	0.050	0.050
2051-24-3	Decachlorobiphenyl	1.803	93	C		%	%
877-09-8	Tetrachloro-m-xylene	0.977	83	C		%	%

57-74-9 Sample PQL Calc: (50raw * 1df * 1fv) / (1000wt-vol * 1.00%sol) = 0.050

Both channels need to have the compound detected for a concentration to be reported on either channel.
U1=Due to matrix interference and/or the presence of a large amount of non-target material, the reporting level for this compound has been elevated.
U2=The presence of this compound was not confirmed by the analyst based on the characteristic pattern matching of multi-component parameters, retention time, and/or peak shape.

P/C: P=Primary Result C=Confirmation Result X=Not Used CF=Calculated Calibration/Response Factor MC=Multi-Component

Client Id: QC Blank BY76293

Software Version: 4.1<1L22>
Date: 8/2/2017 12:55 PM
Sample Name : BLK 76293 2L CU
Data File : E:\TC2017\ECD4\08-AUG\802A008.RAW Date: 8/2/2017 10:14 AM
Sequence File: E:\TC2017\ECD4\08-AUG\PEST_SEQ.SEQ Cycle: 50 Channel : A
Instrument : AUTO4-DUAL_ECD Rack/Vial: 0/7 Operator: cw
Sample Amount : 1.0000 Dilution Factor : 1.00

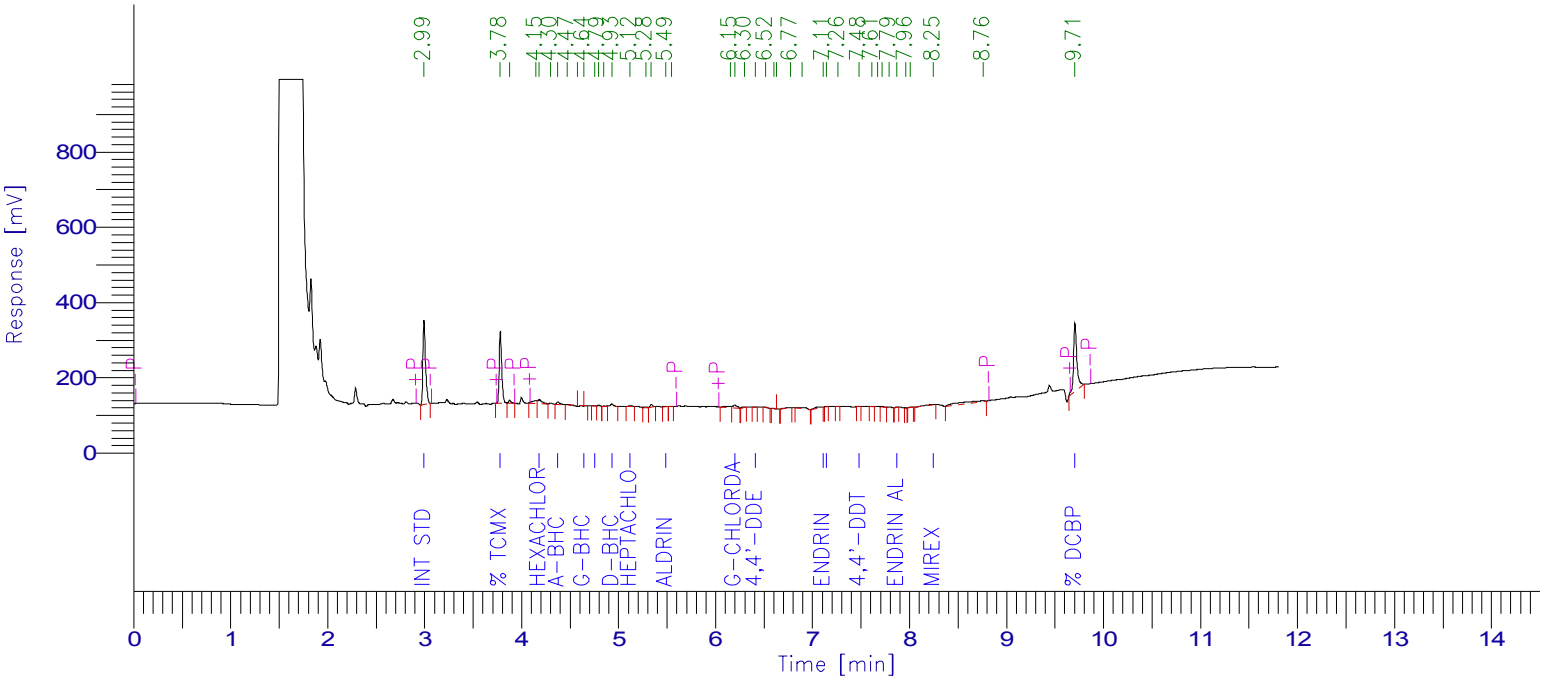

PESTICIDE REPORT

Peak #	Time [min]	Component Name	Raw Amount	Surrogate Recovery TCMX & DCBP	Multiplier	Adjusted Amount for Labowrks	Area [µV·s]
1	2.993	Int Std	100.0000	250.0000	1.0000	100.0000	427297.51
2	3.780	% TCMX	84.6793	211.6982	1.0000	84.6793	344802.37
5	4.183	Hexachlorobenzene	2.1815	5.4538	1.0000	2.1815	30473.88
7	4.373	a-BHC	1.3027	3.2568	1.0000	1.3027	16130.61
10	4.640	g-BHC	0.0744	0.1860	1.0000	0.0744	804.94
11	4.753	b-BHC	0.2721	0.6802	1.0000	0.2721	1293.73
14	4.930	d-BHC	0.9896	2.4739	1.0000	0.9896	12605.79
15	5.120	Heptachlor	0.4028	1.0069	1.0000	0.4028	4864.99
18	5.490	Aldrin	0.1279	0.3199	1.0000	0.1279	1409.35
0	6.092	Heptachlor epoxide	0.0000	0.0000	1.0000	0.0000	0.00
21	6.196	g-Chlordane	2.1037	5.2592	1.0000	2.1037	22643.34
0	6.376	a-Chlordane	0.0000	0.0000	1.0000	0.0000	0.00
23	6.414	4,4'-DDE	0.0825	0.2062	1.0000	0.0825	729.14
0	6.541	Endosulfan I	0.0000	0.0000	1.0000	0.0000	0.00
0	6.819	Dieldrin	0.0000	0.0000	1.0000	0.0000	0.00
29	7.109	Endrin	1.6350	4.0875	1.0000	1.6350	13005.14
30	7.145	4,4'-DDD	0.1298	0.3245	1.0000	0.1298	876.38
0	7.383	Endosulfan II	0.0000	0.0000	1.0000	0.0000	0.00
32	7.483	4,4'-DDT	0.1896	0.4740	1.0000	0.1896	1322.72
37	7.869	Endrin aldehyde	0.2297	0.5742	1.0000	0.2297	1499.38
0	8.044	Methoxychlor	0.0000	0.0000	1.0000	0.0000	0.00
40	8.248	Mirex	2.6288	6.5721	1.0000	2.6288	14426.68
0	8.363	Endosulfan sulfate	0.0000	0.0000	1.0000	0.0000	0.00
0	8.682	Endrin Ketone	0.0000	0.0000	1.0000	0.0000	0.00
42	9.706	% DCBP	86.7645	216.9111	1.0000	86.7645	422302.98
				709.4845	25.0000	283.7938	1316488.93

Client Id: QC Blank BY76293

Software Version: 4.1<1L22>
Date: 8/2/2017 12:53 PM
Sample Name : BLK 76293 2L CU
Data File : E:\TC2017\ECD4\08-AUG\802B008.RAW Date: 8/2/2017 10:14 AM
Sequence File: E:\TC2017\ECD4\08-AUG\PEST_SEQ.SEQ Cycle: 50 Channel : B
Instrument : AUTO4-DUAL_ECD Rack/Vial: 0/7 Operator: cw
Sample Amount : 1.0000 Dilution Factor : 1.00

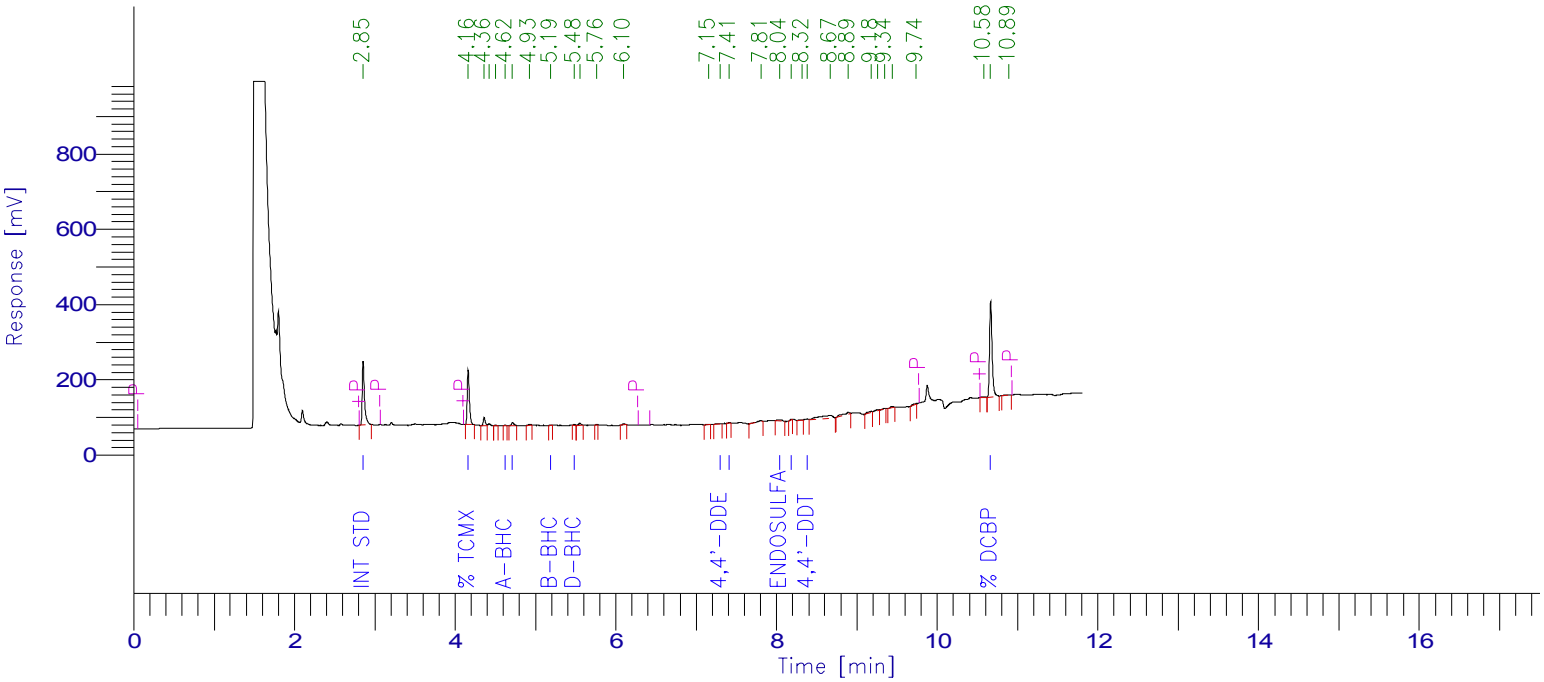

PESTICIDE REPORT

Peak #	Time [min]	Component Name	Raw Amount	Surrogate Recovery TCMX & DCBP	Multiplier	Adjusted Amount for Labowrks	Area [µV·s]
1	2.854	Int Std	100.0000	250.0000	1.0000	100.0000	333106.19
2	4.161	% TCMX	82.8982	207.2454	1.0000	82.8982	269725.10
6	4.620	a-BHC	0.3085	0.7713	1.0000	0.3085	2228.64
7	4.715	Hexachlorobenzene	1.4156	3.5391	1.0000	1.4156	16321.15
0	4.976	g-BHC	0.0000	0.0000	1.0000	0.0000	0.00
9	5.191	b-BHC	0.3760	0.9400	1.0000	0.3760	1327.03
10	5.483	d-BHC	0.2402	0.6005	1.0000	0.2402	2123.51
0	5.645	Heptachlor	0.0000	0.0000	1.0000	0.0000	0.00
0	6.042	Aldrin	0.0000	0.0000	1.0000	0.0000	0.00
0	6.579	Heptachlor epoxide	0.0000	0.0000	1.0000	0.0000	0.00
0	6.921	g-Chlordane	0.0000	0.0000	1.0000	0.0000	0.00
0	7.032	a-Chlordane	0.0000	0.0000	1.0000	0.0000	0.00
0	7.085	Endosulfan I	0.0000	0.0000	1.0000	0.0000	0.00
15	7.299	4,4'-DDE	0.5717	1.4292	1.0000	0.5717	3639.55
16	7.414	Dieldrin	0.3218	0.8046	1.0000	0.3218	1930.33
0	7.744	Endrin	0.0000	0.0000	1.0000	0.0000	0.00
0	7.965	4,4'-DDD	0.0000	0.0000	1.0000	0.0000	0.00
18	8.040	Endosulfan II	2.4399	6.0997	1.0000	2.4399	15332.89
19	8.184	Endrin aldehyde	0.8206	2.0516	1.0000	0.8206	3983.84
21	8.381	4,4'-DDT	1.7942	4.4854	1.0000	1.7942	8065.69
0	8.486	Endosulfan sulfate	0.0000	0.0000	1.0000	0.0000	0.00
0	8.970	Methoxychlor	0.0000	0.0000	1.0000	0.0000	0.00
0	9.052	Endrin Ketone	0.0000	0.0000	1.0000	0.0000	0.00
0	9.602	Mirex	0.0000	0.0000	1.0000	0.0000	0.00
30	10.664	% DCBP	93.3673	233.4183	1.0000	93.3673	560873.70
				711.3851	25.0000	284.5540	1218657.64

BY HAND **Pesticide Extraction**

SEPPEST-396035 **QAQC Code** #Q$PESTWM **QAQC Sample #** BY76293 08/01/17 6:51 PM

Sample / C#	Acode	Analysis	Initial Vol(mL)	Surrogate Vol (ml)	Final Vol (ml)	pH CLN(A/P)	Comments	Start Date	Finish Date	Initials
BY76293 **	BLK	BY HAND	1000	0.5	1		P/P	08/01	08/02	NT
BY76293 **	LCS	BY HAND	1000	0.5	1		100 UL S	08/01	08/02	NT
BY76293 **	LCSD	BY HAND	1000	0.5	1		100 UL S	08/01	08/02	NT
BY76293 ** - 9	MS	BY HAND	1065	0.5	1	7 A	100 UL S	08/01	08/02	NT
BY76293 ** - 4	MSD	BY HAND	1065	0.5	1	7 A	100 UL S	08/01	08/02	NT
BY75363 - 1	SEPPST2L	BY HAND PCB	1000	0.5	1	7 A	P/P	08/01	08/02	NT
BY75704 ** - 4	SEPPST2L	BY HAND PCB	1060	0.5	1	7 A	P/P	08/01	08/02	NT
BY75705 ** - 1	SEPPST2L	BY HAND PCB	1065	0.5	1	7 A	P/P	08/01	08/02	NT
BY75706 ** - 5	SEPPST2L	BY HAND PCB	1065	0.5	1	7 A	P/P	08/01	08/02	NT
BY76293 ** - 5	SEPPST2L	BY HAND PCB	1065	0.5	1	7 A	P/P	08/01	08/02	NT
BY76294 ** - 3	SEPPST2L	BY HAND PCB	1050	0.5	1	7 A	P/P$	08/01	08/02	NT
BY76296 ** - 1	SEPPST2L	BY HAND PCB	910	0.5	1	7 A	P/P$	08/01	08/02	NT
BY76297 ** - 3	SEPPST2L	BY HAND PCB	930	0.5	1	9 A	P/P$@, P	08/01	08/02	NT
BY76298 ** - 3	SEPPST2L	BY HAND PCB	1000	0.5	1	7 A	P/P$@	08/01	08/02	NT
BY76299 ** - 1	SEPPST2L	BY HAND PCB	980	0.5	1	9 A	P/P$@, P	08/01	08/02	NT

QC Rpt Cmnt

Prep Comment $FILTERED @EMULSION

Post Comment

Surrogate Id # ultra (ISM-321x) **Tracking #** S#69M **Time In**

Spike # restek (32291)/Abs(70195) **Tracking #** PEST13V **Time Out**

LCSID # restek (32291)/Abs(70195) **Tracking #** **Temp**

Time Basic

Standards

Vendor Id	Item ID	Phoenix Lot Number	Vendor Lot Number	Expiration Date
Brand-Nu	95% Hexane	S#7Y3	173154	01/19/18
Brand-Nu	Dcm	S#816	DS110	01/26/18
Brand-Nu	Hexane			
Phoenix	PEST - WM SPIKE	PEST14W	----------	12/10/17
Ultra	Pcb/pest Surrogate (wm)	S#7GC	CM-5308	01/25/18

PHOENIX
Environmental Laboratories, Inc.

587 East Middle Turnpike, P.O. Box 370, Manchester, CT 06040
Telephone: 860.645.1102 • Fax: 860.645.0823

NY ANALYTICAL SERVICES PROTOCOL
DATA PACKAGE

Client: NETC

125 BATH STREET

Laboratory Project: GBY76292

Metals (Soil)
Ver 1

Inorganic Data Flags

• C (Concentration) Qualifiers:

J – The reported value was obtained from a reading that was less than the Reporting Level (RL) but greater than or equal to the Instrument Detection Limit (IDL)

U – The analyte was analyzed for but not detected at or above the IDL

• Q Qualifiers:

E - The reported value is estimated because of the presence of interference. An explanatory note shall be included in the project narrative (if the problem applies to all samples) or on the specific FORM I-IN (if it is an isolated problem).

M- Duplicate injection precision not met.

N - Spiked sample recovery not within control limits.

S - The reported value was determined by the Method of Standard Additions (MSA).

W - Post-digestion spike for Furnace AA analysis is out of control limits (85-115%), while sample absorbance is less than 50% of spike absorbance.

* - Duplicate analysis not within control limits.

+ - Correlation coefficient for the MSA is less than 0.995.

• M (Method) Qualifiers:

"P" - ICP
"A" - Flame AA
"F" - Furnace AA
"PM" - ICP when Microwave Digestion is used
"AM" - Flame AA when Microwave Digestion is used
"FM" - Furnace AA when Microwave Digestion is used
"CV" - Manual Cold Vapor AA
"AV" - Automated Cold Vapor AA
"CA" - Midi-Distillation Spectrophotometric
"AS" - Semi-Automated Spectrophotometric
"C" - Manual Spectrophotometric
"T" - Titrimetric
" " - where no data have been entered
"NR" - the analyte is not required to be analyzed
"G" - Gravimetric

PHOENIX
Environmental Laboratories, Inc.
587 East Middle Turnpike, P.O.Box 370, Manchester, CT 06040
Tel. (860) 645-1102 Fax (860) 645-0823

ACCREDITED IN ACCORDANCE WITH nelac NY # 11301

SDG: GBY76292

Metals Soil Conformance / Non-Conformance Summary

Project ID / Client ID: 125 BATH STREET, NETC

Form 1 (Analysis):

The following samples/analytes were flagged for non-compliance:
TMD-SM-396018 DUP (* flag): BY76292; Arsenic, Chromium, Cobalt, Copper, Iron, Lead, Manganese, Nickel

Form 2A (Initial & Continuing Calibration Verification):

All Initial and Continuing Calibrations met criteria with the following exceptions: None.

Form 2B (CRDL):

All CRDLs met criteria with the following exceptions:
ARCOS CRDL 08/02/2017 20:24: Iron (137% [70-130])
ARCOS I-CRDL 08/03/2017 09:20: Calcium (359% [70-130])

Form 3 (Continuing and Preparation Blanks):

All Continuing and Preparation Blanks were Non-Detect with the following exceptions:
ARCOS CCB 08/02/2017 18:09: Selenium (27 ug/L)
ARCOS CCB 08/02/2017 18:56: Selenium (27 ug/L)
ARCOS CCB 08/02/2017 19:31: Selenium (25 ug/L)
ARCOS BLK 08/02/2017 18:47: Sodium (7.5 mg/kg), Zinc (0.70 mg/kg)
- A sample bias is not suspected for Selenium because the concentration is below the RL.
- A sample bias is not suspected for Sodium and Zinc because the concentrations are greater than 5X the amounts found in the blank.

Form 4 (ICP Interference Check):

All ICP Interference Checks met criteria with the following exceptions:
ARCOS ICSAB 08/02/2017 20:30: Iron (79.2% [80-120])

Form 5 (Matrix Spikes):

All Matrix Spikes met criteria with the following exceptions: None.

Form 6 (Duplicates):

All Sample Duplicates met criteria with the following exceptions:
BY76292 DUP: Arsenic (80.4% [30]), Cobalt (111.5% [30]), Chromium (51.3% [30]), Copper (63.0% [30]), Iron (168.8% [30]), Manganese (141.0% [30]), Nickel (116.4% [30]), Lead (38.5% [30])

Form 7 (Laboratory Control Samples):

All Laboratory Control Samples met criteria with the following exceptions: None.
Note that the laboratory performs a LCS and LCSD; only the LCS is reported on Form 7.

Form 9 (Serial Dilution):

All Serial Dilutions met criteria with the following exceptions: None.

Observations: The TAL Metals are reported for this data set.

PHOENIX
Environmental Laboratories, Inc.
587 East Middle Turnpike, P.O.Box 370, Manchester, CT 06040
Tel. (860) 645-1102 Fax (860) 645-0823

ACCREDITED IN ACCORDANCE WITH nelac NY # 11301

SDG: GBY76292

Metals Soil Conformance / Non-Conformance Summary

Project ID / Client ID: 125 BATH STREET, NETC

Ethan Lee 08/10/17

Ethan Lee
Project Manager

INORGANIC ANALYSIS DATA SHEET

Client Id: G CREEK STG BLD

Lab Name: Phoenix Environmental Labs Client: NETC

Lab Code: Phoenix SDG No.: GBY76292

Lab Sample Id: BY76292 Sample Matrix: SOIL

Date Received: 8/1/2017 Percent Solids: 56.0

Concentration Units (mg/L or mg/kg dry weight): mg/Kg

CAS No.	Analyte	Concentration	C	Q	MDL LOD	PQL RL	DF	Date Analyzed	M
7440-22-4	Silver	0.63	U		0.63	0.63	1	08/02/17	P
7429-90-5	Aluminum	4000			13	63	10	08/02/17	P
7440-38-2	Arsenic	10.7		*	1.3	1.3	1	08/02/17	P
7440-39-3	Barium	435			0.63	1.3	1	08/02/17	P
7440-41-7	Beryllium	0.50	U		0.25	0.50	1	08/02/17	P
7440-70-2	Calcium	38100			58	63	10	08/03/17	P
7440-43-9	Cadmium	1.89			0.63	0.63	1	08/02/17	P
7440-48-4	Cobalt	4.80		*	0.63	0.63	1	08/02/17	P
7440-47-3	Chromium	346		*	6.3	6.3	10	08/02/17	P
7440-50-8	Copper	137		*	0.63	0.63	1	08/02/17	P
7439-89-6	Iron	27200		*	63	63	10	08/03/17	P
7439-97-6	Mercury	0.56			0.03	0.04	1	08/02/17	AV
7440-09-7	Potassium	469			4.9	13	1	08/02/17	P
7439-95-4	Magnesium	2560			6.3	6.3	1	08/02/17	P
7439-96-5	Manganese	339		*	6.3	6.3	10	08/02/17	P
7440-23-5	Sodium	185			5.4	13	1	08/02/17	P
7440-02-0	Nickel	13.3		*	0.63	0.63	1	08/02/17	P
7439-92-1	Lead	291		*	6.3	13	10	08/02/17	P
7440-36-0	Antimony	3.1	U		3.1	3.1	1	08/02/17	P
7782-49-2	Selenium	2.5	U		2.1	2.5	1	08/02/17	P
7440-28-0	Thallium	2.5	U		2.5	2.5	1	08/02/17	P
7440-62-2	Vanadium	26.3			0.63	0.63	1	08/02/17	P
7440-66-6	Zinc	574			6.3	13	10	08/02/17	P

FORM I - IN

2A
INITIAL AND CONTINUING CALIBRATION VERIFICATION

Lab Name: Phoenix Environmental Labs Client: NETC

Lab Code: Phoenix SDG: GBY76292

Initial Calibration Source: Absolute Standard (CVS)

Continuing Calibration Source: Inorganic Ventures (IPC1+2)

Instrument: ARCOS

Concentration Units: mg/l

Analyte	Initial Calibration 08/02/17 07:50 True	Found	%R	Continuing Calibration 08/02/17 18:06 True	Found	%R	Continuing Calibration 08/02/17 18:53 True	Found	%R	M
Silver	0.2500	0.2483	99.3	0.2500	0.2417	96.7	0.2500	0.2428	97.1	P
Aluminum	1.000	0.9803	98.0	1.000	1.009	100.9	1.000	1.013	101.3	P
Arsenic	1.000	1.019	101.9	1.000	1.002	100.2	1.000	1.024	102.4	P
Barium	1.000	0.9999	100.0	1.000	1.020	102.0	1.000	1.019	101.9	P
Beryllium	1.000	1.006	100.6	1.000	1.009	100.9	1.000	1.022	102.2	P
Calcium										
Cadmium	1.000	1.004	100.4	1.000	1.002	100.2	1.000	1.020	102.0	P
Cobalt	1.000	1.009	100.9	1.000	1.014	101.4	1.000	1.031	103.1	P
Chromium	1.000	1.004	100.4	1.000	1.012	101.2	1.000	1.030	103.0	P
Copper	1.000	0.9974	99.7	1.000	1.017	101.7	1.000	1.018	101.8	P
Iron	1.000	1.012	101.2	1.000	1.021	102.1	1.000	1.050	105.0	P
Mercury										
Potassium	5.000	4.966	99.3	5.000	5.093	101.9	5.000	5.039	100.8	P
Magnesium	1.000	1.011	101.1	1.000	1.012	101.2	1.000	1.024	102.4	P
Manganese	1.000	0.9996	100.0	1.000	1.006	100.6	1.000	1.021	102.1	P
Sodium	5.000	4.916	98.3	5.000	4.925	98.5	5.000	4.886	97.7	P
Nickel	1.000	1.020	102.0	1.000	1.025	102.5	1.000	1.041	104.1	P
Lead	1.000	1.011	101.1	1.000	0.9945	99.5	1.000	1.000	100.0	P
Antimony	1.000	1.039	103.9	1.000	1.032	103.2	1.000	1.055	105.5	P
Selenium	1.000	1.005	100.5	1.000	1.004	100.4	1.000	1.013	101.3	P
Thallium	1.000	1.051	105.1	1.000	1.027	102.7	1.000	1.041	104.1	P
Vanadium	1.000	1.005	100.5	1.000	1.017	101.7	1.000	1.033	103.3	P
Zinc	1.000	0.9966	99.7	1.000	1.006	100.6	1.000	1.022	102.2	P

(1) Control Limits: Mercury 80-120; Other Metals 90-110

FORM II - IN (PART 1) - 1

2A
INITIAL AND CONTINUING CALIBRATION VERIFICATION

Lab Name: Phoenix Environmental Labs Client: NETC

Lab Code: Phoenix SDG: GBY76292

Initial Calibration Source: Absolute Standard (CVS)

Continuing Calibration Source: Inorganic Ventures (IPC1+2)

Instrument: ARCOS

Concentration Units: mg/l

Analyte	Continuing Calibration 08/02/17 19:28 True	Found	%R	Continuing Calibration True	Found	%R	Continuing Calibration True	Found	%R	M
Silver	0.2500	0.2417	96.7							P
Aluminum	1.000	1.030	103.0							P
Arsenic	1.000	1.017	101.7							P
Barium	1.000	1.020	102.0							P
Beryllium	1.000	1.010	101.0							P
Calcium										
Cadmium	1.000	1.003	100.3							P
Cobalt	1.000	1.015	101.5							P
Chromium	1.000	1.021	102.1							P
Copper	1.000	1.023	102.3							P
Iron										
Mercury										
Potassium	5.000	5.197	103.9							P
Magnesium	1.000	1.027	102.7							P
Manganese	1.000	1.013	101.3							P
Sodium	5.000	5.037	100.7							P
Nickel	1.000	1.030	103.0							P
Lead	1.000	0.9935	99.4							P
Antimony	1.000	1.057	105.7							P
Selenium	1.000	1.003	100.3							P
Thallium	1.000	1.025	102.5							P
Vanadium	1.000	1.019	101.9							P
Zinc	1.000	1.015	101.5							P

(1) Control Limits: Mercury 80-120; Other Metals 90-110

FORM II - IN (PART 1) - 2

2A
INITIAL AND CONTINUING CALIBRATION VERIFICATION

Lab Name: Phoenix Environmental Labs Client: NETC

Lab Code: Phoenix SDG: GBY76292

Initial Calibration Source: Absolute Standard (CVS)

Continuing Calibration Source: Inorganic Ventures (IPC1+2)

Instrument: ARCOS

Concentration Units: mg/l

Analyte	Initial Calibration 08/03/17 06:55			Continuing Calibration 08/03/17 12:13			Continuing Calibration 08/03/17 13:12			M
	True	Found	%R	True	Found	%R	True	Found	%R	
Silver										
Aluminum										
Arsenic										
Barium										
Beryllium										
Calcium	1.000	0.9959	99.6	1.000	0.9766	97.7	1.000	0.9764	97.6	P
Cadmium										
Cobalt										
Chromium										
Copper										
Iron	1.000	1.010	101.0	1.000	1.000	100.0	1.000	1.035	103.5	P
Mercury										
Potassium										
Magnesium										
Manganese										
Sodium										
Nickel										
Lead										
Antimony										
Selenium										
Thallium										
Vanadium										
Zinc										

(1) Control Limits: Mercury 80-120; Other Metals 90-110

FORM II - IN (PART 1) - 3

2A
INITIAL AND CONTINUING CALIBRATION VERIFICATION

Lab Name: Phoenix Environmental Labs Client: NETC

Lab Code: Phoenix SDG: GBY76292

Initial Calibration Source: Ultra

Continuing Calibration Source: Ultra

Instrument: MERLIN

Concentration Units: mg/l

Analyte	Initial Calibration 08/02/17 09:38			Continuing Calibration 08/02/17 10:18			Continuing Calibration 08/02/17 10:44			M
	True	Found	%R	True	Found	%R	True	Found	%R	
Silver										
Aluminum										
Arsenic										
Barium										
Beryllium										
Calcium										
Cadmium										
Cobalt										
Chromium										
Copper										
Iron										
Mercury	0.0040	0.0041	102.9	0.0040	0.0041	102.0	0.0040	0.0041	102.1	AV
Potassium										
Magnesium										
Manganese										
Sodium										
Nickel										
Lead										
Antimony										
Selenium										
Thallium										
Vanadium										
Zinc										

(1) Control Limits: Mercury 80-120; Other Metals 90-110

2A
INITIAL AND CONTINUING CALIBRATION VERIFICATION

Lab Name: Phoenix Environmental Labs Client: NETC

Lab Code: Phoenix SDG: GBY76292

Initial Calibration Source: Ultra

Continuing Calibration Source: Ultra

Instrument: MERLIN

Concentration Units: mg/l

Analyte	Continuing Calibration 08/02/17 11:02 True	Found	%R	Continuing Calibration True	Found	%R	Continuing Calibration True	Found	%R	M
Silver										
Aluminum										
Arsenic										
Barium										
Beryllium										
Calcium										
Cadmium										
Cobalt										
Chromium										
Copper										
Iron										
Mercury	0.0040	0.0041	103.5							AV
Potassium										
Magnesium										
Manganese										
Sodium										
Nickel										
Lead										
Antimony										
Selenium										
Thallium										
Vanadium										
Zinc										

(1) Control Limits: Mercury 80-120; Other Metals 90-110

2B
CRDL STANDARD

Lab Name: Phoenix Environmental Labs Client: NETC

Lab Code: Phoenix SDG: GBY76292

Instrument: ARCOS

CRDL Standard Source: Environmental Express

Concentration Units: mg/L

	Initial CRDL Standard 8/2/2017 18:12 Initial			Continuing CRDL Standard 8/2/2017 20:24 Continuing		
Analyte	True	Found	%R	True	Found	%R
Silver	0.0050	0.0048	95.2	0.0050	0.0045	90.6
Aluminum	0.0500	0.0507	101.5	0.0500	0.0533	106.5
Arsenic	0.0200	0.0213	106.5	0.0200	0.0184	91.9
Barium	0.0100	0.0100	100.0	0.0100	0.0101	100.5
Beryllium	0.0050	0.0050	99.8	0.0050	0.0049	98.0
Calcium						
Cadmium	0.0050	0.0052	104.0	0.0050	0.0051	102.2
Cobalt	0.0050	0.0047	94.6	0.0050	0.0049	97.4
Chromium	0.0050	0.0048	96.8	0.0050	0.0050	99.4
Copper	0.0050	0.0050	100.0	0.0050	0.0052	103.8
Iron	0.0250	0.0289	115.6	0.0250	0.0343	137.2
Mercury						
Potassium	0.5000	0.5071	101.4	0.5000	0.5037	100.7
Magnesium	0.0500	0.0501	100.2	0.0500	0.0515	103.0
Manganese	0.0050	0.0055	109.2	0.0050	0.0055	110.0
Sodium	0.5000	0.5238	104.8	0.5000	0.5079	101.6
Nickel	0.0050	0.0056	111.4	0.0050	0.0055	109.2
Lead	0.0100	0.0070	69.5	0.0100	0.0121	120.5
Antimony	0.0300	0.0277	92.3	0.0300	0.0218	72.5
Selenium	0.0500	0.0596	119.2	0.0500	0.0538	107.6
Thallium	0.0200	0.0141	70.7	0.0200	0.0153	76.4
Vanadium	0.0100	0.0098	97.9	0.0100	0.0097	97.0
Zinc	0.0100	0.0107	107.2	0.0100	0.0117	116.8

Control Limits: 70-130

2B
CRDL STANDARD

Lab Name: Phoenix Environmental Labs Client: NETC

Lab Code: Phoenix SDG: GBY76292

Instrument: ARCOS

CRDL Standard Source: Environmental Express

Concentration Units: mg/L

Analyte	Initial CRDL Standard 8/3/2017 9:20 Initial True	Found	%R	Continuing CRDL Standard 8/3/2017 13:21 Continuing True	Found	%R
Silver						
Aluminum						
Arsenic						
Barium						
Beryllium						
Calcium	0.0500	0.1797	359.4	0.0500	0.0547	109.4
Cadmium						
Cobalt						
Chromium						
Copper						
Iron	0.0250	0.0259	103.5	0.0250	0.0304	121.7
Mercury						
Potassium						
Magnesium						
Manganese						
Sodium						
Nickel						
Lead						
Antimony						
Selenium						
Thallium						
Vanadium						
Zinc						

Control Limits: 70-130

2B
CRDL STANDARD

Lab Name: Phoenix Environmental Labs Client: NETC

Lab Code: Phoenix SDG: GBY76292

Instrument: MERLIN

CRDL Standard Source: Environmental Express

Concentration Units: mg/L

Analyte	Initial CRDL Standard 8/2/2017 9:47 Initial True	Found	%R	Continuing CRDL Standard Continuing True	Found	%R
Silver						
Aluminum						
Arsenic						
Barium						
Beryllium						
Calcium						
Cadmium						
Cobalt						
Chromium						
Copper						
Iron						
Mercury	0.0002	0.0002	107.7			
Potassium						
Magnesium						
Manganese						
Sodium						
Nickel						
Lead						
Antimony						
Selenium						
Thallium						
Vanadium						
Zinc						

Control Limits: 70-130

BLANKS

Lab Name: Phoenix Environmental Labs Client: NETC

Lab Code: Phoenix SDG No.: GBY76292

Preparation Blank Matrix (soil/water): BY76292 (Soil)

Preparation Blank Concentration Units (ug/L or mg/kg): mg/kg

Instrument: ARCOS

Analyte	Initial Calib. Blank (ug/L) 8/2/2017 8:22	C	Continuing Calibration Blank (ug/L) 8/2/2017 18:09 1	C	8/2/2017 18:56 2	C	8/2/2017 19:31 3	C	Prep Blank (mg/kg)	C	M
Silver	5	U	5	U	5	U	5	U	0.31	U	P
Aluminum	50	U	50	U	50	U	50	U	4.7	U	P
Arsenic	10	U	10	U	10	U	10	U	0.63	U	P
Barium	10	U	10	U	10	U	10	U	0.31	U	P
Beryllium	4	U	4	U	4	U	4	U	0.25	U	P
Calcium											
Cadmium	5	U	5	U	5	U	5	U	0.31	U	P
Cobalt	5	U	5	U	5	U	5	U	0.31	U	P
Chromium	5	U	5	U	5	U	5	U	0.31	U	P
Copper	5	U	5	U	5	U	5	U	0.31	U	P
Iron	50	U	50	U	50	U			4.7	U	P
Mercury											
Potassium	100	U	100	U	100	U	100	U	4.7	U	P
Magnesium	50	U	50	U	50	U	50	U	4.7	U	P
Manganese	5	U	5	U	5	U	5	U	0.31	U	P
Sodium	100	U	62	J	64	J	54	J	7.5		P
Nickel	5	U	5	U	5	U	5	U	0.31	U	P
Lead	10	U	10	U	10	U	10	U	0.31	U	P
Antimony	25	U	25	U	25	U	25	U	3.1	U	P
Selenium	20	U	27		27		25		1.3	U	P
Thallium	20	U	20	U	20	U	20	U	2.8	U	P
Vanadium	5	U	5	U	5	U	5	U	0.31	U	P
Zinc	10	U	10	U	10	U	10	U	0.70		P

FORM III - IN

BLANKS

Lab Name: Phoenix Environmental Labs Client: NETC

Lab Code: Phoenix SDG No.: GBY76292

Preparation Blank Matrix (soil/water): BY76292 (Soil)

Preparation Blank Concentration Units (ug/L or mg/kg): mg/kg

Instrument: ARCOS

Analyte	Initial Calib. Blank (ug/L) 8/3/2017 7:44	C	Continuing Calibration Blank (ug/L) 8/3/2017 12:16 1	C	8/3/2017 13:15 2	C	3	C	Prep Blank (mg/kg)	C	M
Silver											
Aluminum											
Arsenic											
Barium											
Beryllium											
Calcium	50	U	50	U	50	U			4.7	U	P
Cadmium											
Cobalt											
Chromium											
Copper											
Iron	50	U	50	U	50	U					P
Mercury											
Potassium											
Magnesium											
Manganese											
Sodium											
Nickel											
Lead											
Antimony											
Selenium											
Thallium											
Vanadium											
Zinc											

FORM III - IN

Lab Name: Phoenix Environmental Labs Client: NETC

Lab Code: Phoenix SDG No.: GBY76292

Preparation Blank Matrix (soil/water): BY76292 (Soil)

Preparation Blank Concentration Units (ug/L or mg/kg): mg/kg

Instrument: MERLIN

Analyte	Initial Calib. Blank (ug/L) 8/2/2017 9:44	C	Continuing Calibration Blank (ug/L) 8/2/2017 10:20 1	C	8/2/2017 10:47 2	C	8/2/2017 11:04 3	C	Prep Blank (mg/kg)	C	M
Silver											
Aluminum											
Arsenic											
Barium											
Beryllium											
Calcium											
Cadmium											
Cobalt											
Chromium											
Copper											
Iron											
Mercury	0.20	U	0.20	U	0.20	U	0.20	U	0.03	U	AV
Potassium											
Magnesium											
Manganese											
Sodium											
Nickel											
Lead											
Antimony											
Selenium											
Thallium											
Vanadium											
Zinc											

FORM III - IN

ICP INTERFERENCE CHECK SAMPLE

Lab Name: Phoenix Environmental Labs Client: NETC

Lab Code: Phoenix SDG No.: GBY76292

Instrument: ARCOS ICS Source: Inorganic Ventures, Inc.

Concentration Units: mg/L

Analyte	True Value Sol. A	True Value Sol. AB	Initial Found 8/2/2017 18:17 Sol. A	Initial Found 8/2/2017 18:20 Sol. AB	Initial Found %R	Continuing Found 8/2/2017 20:27 Sol. A	Continuing Found 8/2/2017 20:30 Sol. AB	Continuing Found %R
Silver		0.3000	0.005U	0.262	87.3	0.005U	0.276	92.0
Aluminum	30.00	30.00	30.62	30.77	102.6	29.74	30.39	101.3
Arsenic		1.000	0.01U	1.01	101.0	0.01U	1.00	100.0
Barium		0.3000	0.005U	0.308	102.7	0.005U	0.303	101.0
Beryllium		0.1000	0.002U	0.100	100.0	0.002U	0.097	97.0
Calcium								
Cadmium		0.3000	0.005U	0.297	99.0	0.005U	0.288	96.0
Cobalt		0.3000	0.005U	0.303	101.0	0.005U	0.298	99.3
Chromium		0.3000	0.005U	0.299	99.7	0.005U	0.291	97.0
Copper		0.3000	0.005U	0.314	104.7	0.005U	0.311	103.7
Iron	125.0	125.0	100.7	101.6	81.3	97.25	99.00	79.2
Mercury								
Potassium		20.00	0.039U	22.02	110.1	0.039U	22.02	110.1
Magnesium	75.00	75.00	65.34	65.40	87.2	62.96	64.13	85.5
Manganese		0.2000	0.005U	0.201	100.5	0.005U	0.197	98.5
Sodium	25.00	25.00	29.50	29.32	117.3	28.89	29.46	117.8
Nickel		0.3000	0.005U	0.300	100.0	0.005U	0.292	97.3
Lead		1.000	0.005U	1.002	100.2	0.005U	0.993	99.3
Antimony		1.000	0.025U	1.055	105.5	0.025U	1.045	104.5
Selenium		0.5000	0.017U	0.478	95.6	0.017U	0.473	94.6
Thallium		1.000	0.02U	1.02	102.0	0.02U	1.00	100.0
Vanadium		0.3000	0.005U	0.302	100.7	0.005U	0.295	98.3
Zinc		0.3000	0.019	0.318	106.0	0.018	0.314	104.7

4

ICP INTERFERENCE CHECK SAMPLE

Lab Name: Phoenix Environmental Labs Client: NETC

Lab Code: Phoenix SDG No.: GBY76292

Instrument: ARCOS ICS Source: Inorganic Ventures, Inc.

Concentration Units: mg/L

Analyte	True Value Sol. A	True Value Sol. AB	Continuing Found 8/3/2017 9:29 Sol. A	Continuing Found 8/3/2017 9:32 Sol. AB	%R	Continuing Found 8/3/2017 13:24 Sol. A	Continuing Found 8/3/2017 13:33 Sol. AB	%R
Silver								
Aluminum								
Arsenic								
Barium								
Beryllium								
Calcium	150.0	150.0	137.7	139.1	92.7	133.7	136.6	91.1
Cadmium								
Cobalt								
Chromium								
Copper								
Iron	125.0	125.0	120.4	120.8	96.6	117.1	118.2	94.6
Mercury								
Potassium								
Magnesium								
Manganese								
Sodium								
Nickel								
Lead								
Antimony								
Selenium								
Thallium								
Vanadium								
Zinc								

5A
SPIKE SAMPLE RECOVERY

Client Id: G CREEK STG BLD

Lab Name: Phoenix Environmental Labs Client: NETC

Lab Code: Phoenix SDG No.: GBY76292

Lab Sample Id: BY76292 Sample Matrix: SOIL

Date Received: 8/1/2017 Percent Solids: 56

Batch Id: 396069

Concentration Units (mg/L or mg/kg dry weight): mg/kg

Analyte	Control Limit %R	Spiked Sample Result (SSR)	C	Sample Result (SR)	C	Spike Added (SA)	%R	Q	M
Silver									
Aluminum									
Arsenic									
Barium									
Beryllium									
Calcium									
Cadmium									
Cobalt									
Chromium									
Copper									
Iron									
Mercury	75-125	0.4718		0.56		0.1449	107		AV
Potassium									
Magnesium									
Manganese									
Sodium									
Nickel									
Lead									
Antimony									
Selenium									
Thallium									
Vanadium									
Zinc									

Comments:

FORM V - IN

5A
SPIKE SAMPLE RECOVERY

Client Id: G CREEK STG BLD

Lab Name: Phoenix Environmental Labs | Client: NETC

Lab Code: Phoenix | SDG No.: GBY76292

Lab Sample Id: BY76292 | Sample Matrix: SOIL

Date Received: 8/1/2017 | Percent Solids: 56

Batch Id: 396018

Concentration Units (mg/L or mg/kg dry weight): mg/kg

Analyte	Control Limit %R	Spiked Sample Result (SSR)	C	Sample Result (SR)	C	Spike Added (SA)	%R	Q	M
Silver	75-125	55.06		<0.63	U	58.74	92.9		P
Aluminum	75-125	9331		3996		235.0	NC		P
Arsenic	75-125	442.8		10.74		469.9	91.9		P
Barium	75-125	900.0		435.3		235.0	NC		P
Beryllium	75-125	226.0		<0.50	U	235.0	96.1		P
Calcium	75-125	44090		38140		235.0	NC		P
Cadmium	75-125	209.9		1.892		235.0	88.5		P
Cobalt	75-125	229.0		4.796		235.0	95.4		P
Chromium	75-125	1069		346.2		235.0	NC		P
Copper	75-125	1118		137.2		235.0	NC		P
Iron	75-125	63310		27240		235.0	NC		P
Mercury									
Potassium	75-125	2220		469.2		1175	NC		P
Magnesium	75-125	4958		2556		235.0	NC		P
Manganese	75-125	819.3		338.5		235.0	NC		P
Sodium	75-125	636.5		184.9		235.0	NC		P
Nickel	75-125	244.3		13.35		235.0	98.3		P
Lead	75-125	970.4		290.8		469.9	NC		P
Antimony	75-125	469.7		<3.1	U	469.9	97.5		P
Selenium	75-125	213.3		<2.5	U	235.0	89.3		P
Thallium	75-125	1079		<2.5	U	1175	92		P
Vanadium	75-125	255.4		26.30		235.0	97.5		P
Zinc	75-125	1145		574.4		235.0	NC		P

Comments:

FORM V - IN

6
DUPLICATES

Client Id: G CREEK STG BLD

Lab Name: Phoenix Environmental Labs | Client: NETC

Lab Code: Phoenix | SDG No.: GBY76292

Lab Sample Id: BY76292 | Sample Matrix: SOIL

Date Received: 8/1/2017 | Percent Solids: 56

Batch Id: 396069

Concentration Units (mg/L or mg/kg dry weight): mg/kg

Analyte	Control Limit %	Sample (S)	C	Duplicate (D)	C	RPD*	Q	M
Silver								
Aluminum								
Arsenic								
Barium								
Beryllium								
Calcium								
Cadmium								
Cobalt								
Chromium								
Copper								
Iron								
Mercury	30	0.56		0.68		19.4		AV
Potassium								
Magnesium								
Manganese								
Sodium								
Nickel								
Lead								
Antimony								
Selenium								
Thallium								
Vanadium								
Zinc								

* No criteria if either result is less than 5x the reporting level.

FORM VI - IN

6
DUPLICATES

Client Id: G CREEK STG BLD

Lab Name: Phoenix Environmental Labs | Client: NETC

Lab Code: Phoenix | SDG No.: GBY76292

Lab Sample Id: BY76292 | Sample Matrix: SOIL

Date Received: 8/1/2017 | Percent Solids: 56

Batch Id: 396018

Concentration Units (mg/L or mg/kg dry weight): mg/kg

Analyte	Control Limit %	Sample (S)	C	Duplicate (D)	C	RPD*	Q	M
Silver	30	0.63	U	0.54	U	NC		P
Aluminum	30	4000		5060		23.4		P
Arsenic	30	10.7		25.1		80.4	*	P
Barium	30	435		329		27.7		P
Beryllium	30	0.50	U	0.43	U	NC		P
Calcium	30	38100		32200		16.8		P
Cadmium	30	1.89		13.1		NC		P
Cobalt	30	4.80		16.9		111.5	*	P
Chromium	30	346		585		51.3	*	P
Copper	30	137		263		63.0	*	P
Iron	30	27200		321000		168.8	*	P
Mercury								
Potassium	30	469		504		7.2		P
Magnesium	30	2560		3240		23.4		P
Manganese	30	339		1960		141.0	*	P
Sodium	30	185		222		18.2		P
Nickel	30	13.3		50.3		116.4	*	P
Lead	30	291		197		38.5	*	P
Antimony	30	3.1	U	6.7		NC		P
Selenium	30	2.5	U	2.2	U	NC		P
Thallium	30	2.5	U	4.8	U	NC		P
Vanadium	30	26.3		22.5		15.6		P
Zinc	30	574		615		6.9		P

* No criteria if either result is less than 5x the reporting level.

FORM VI - IN

LABORATORY CONTROL SAMPLE

Lab Name: Phoenix Environmental Labs Client: NETC

Lab Code: Phoenix SDG No.: GBY76292

Aqueous LCS Source: Environmental Express

QC Batch Id: 396069

QC Sample Id: BY76292

Analyte	Concentration Units (mg/L) True	Found	%R	Limits	
Silver					
Aluminum					
Arsenic					
Barium					
Beryllium					
Calcium					
Cadmium					
Cobalt					
Chromium					
Copper					
Iron					
Mercury	0.1563	0.1557	99.6	75	125
Potassium					
Magnesium					
Manganese					
Sodium					
Nickel					
Lead					
Antimony					
Selenium					
Thallium					
Vanadium					
Zinc					

FORM VII - IN

LABORATORY CONTROL SAMPLE

Lab Name: Phoenix Environmental Labs Client: NETC

Lab Code: Phoenix SDG No.: GBY76292

Aqueous LCS Source: Environmental Express

QC Batch Id: 396018

QC Sample Id: BY76292

Analyte	Concentration Units (mg/L) True	Found	%R	Limits	
Silver	49.30	46.19	93.7	70	130
Aluminum	8834	8635	97.7	80	120
Arsenic	97.50	94.01	96.4	80	120
Barium	306.0	318.4	104	80	120
Beryllium	100.0	104.7	105	80	120
Calcium	5880	5458	92.8	80	120
Cadmium	76.60	82.32	107	80	120
Cobalt	103.0	112.8	110	80	120
Chromium	103.0	114.6	111	80	120
Copper	108.0	115.8	107	80	120
Iron	17280	15660	90.6	80	120
Mercury					
Potassium	2814	2377	84.5	80	120
Magnesium	2680	2393	89.3	80	120
Manganese	400.0	420.0	105	80	120
Sodium	427.0	390.4	91.4	80	120
Nickel	153.0	171.6	112	80	120
Lead	96.70	93.78	97.0	80	120
Antimony	126.0	124.5	98.8	70	130
Selenium	161.0	137.3	85.3	80	120
Thallium	119.0	128.4	108	80	120
Vanadium	102.0	111.3	109	80	120
Zinc	229.0	226.7	99.0	80	120

FORM VII - IN

ICP SERIAL DILUTION

Client Id: G CREEK STG BLD

Lab Name: Phoenix Environmental Labs | Client: NETC

Lab Code: Phoenix | SDG No.: GBY76292

Lab Sample Id: BY76292 | Sample Matrix: SOIL

Date Received: 8/1/2017 | Percent Solids: 56

Concentration Units (mg/L or mg/kg dry weight): mg/kg

Analyte	Initial Sample Result (I)	Q	Serial Dilution Result (S)	Q	% Differ-ence*	Q	M
Silver	0.63	U	3.14	U	NC		P
Aluminum							
Arsenic	10.7		20.1		NC		P
Barium	435		474		9.0		P
Beryllium	0.5	U	2.52	U	NC		P
Calcium							
Cadmium	1.89		3.14	U	NC		P
Cobalt	4.8		4.83		NC		P
Chromium							
Copper	137		126		8.0		P
Iron							
Potassium	469		436		7.0		P
Magnesium	2560		2600		1.6		P
Manganese							
Sodium	185		186		NC		P
Nickel	13.3		13.4		NC		P
Lead							
Antimony	3.1	U	17.4		NC		P
Selenium	2.5	U	12.6	U	NC		P
Thallium	2.5	U	12.6	U	NC		P
Vanadium	26.3		25.7		2.3		P
Zinc							

* No criteria (NC) if either result is less than 5x the reporting level.

FORM IX - IN

DETECTION LIMITS

Lab Name: Phoenix Environmental Labs Client: NETC

Lab Code: Phoenix SDG No.: GBY76292

Instrument: ARCOS Date: 10/25/12

Analyte	Wave-length (nm)	Back-ground	PQL (ug/L)	MDL (ug/L)	M
Silver	328.07		5.0	5.0	P
Aluminum	394.40		50	10	P
Arsenic	189.04		10	10	P
Barium	233.53		10	5.0	P
Beryllium	313.04		4.0	2.0	P
Calcium	317.93		50	46	P
Cadmium	214.43		5.0	5.0	P
Cobalt	228.62		5.0	5.0	P
Chromium	267.72		5.0	5.0	P
Copper	324.75		5.0	5.0	P
Iron	259.94		50	50	P
Mercury					
Potassium	766.49		100	39	P
Magnesium	279.08		50	50	P
Manganese	257.61		5.0	5.0	P
Sodium	589.59		100	43	P
Nickel	231.60		5.0	5.0	P
Lead	220.35		10	5.0	P
Antimony	206.83		25	25	P
Selenium	196.09		20	17	P
Thallium	190.86		20	20	P
Vanadium	292.46		5.0	5.0	P
Zinc	213.86		10	5.0	P

Comments:

FORM X - IN

10
DETECTION LIMITS

Lab Name: Phoenix Environmental Labs Client: NETC

Lab Code: Phoenix SDG No.: GBY76292

Instrument: MERLIN Date: 12/08/11

Analyte	Wave-length (nm)	Back-ground	PQL (ug/L)	MDL (ug/L)	M
Silver					
Aluminum					
Arsenic					
Barium					
Beryllium					
Calcium					
Cadmium					
Cobalt					
Chromium					
Copper					
Iron					
Mercury	279.55		0.20	0.12	AV
Potassium					
Magnesium					
Manganese					
Sodium					
Nickel					
Lead					
Antimony					
Selenium					
Thallium					
Vanadium					
Zinc					

Comments:

FORM X - IN

11A
ICP INTERELEMENT CORRECTION FACTORS (ANNUALLY)

Lab Name: Phoenix Environmental Labs Client: NETC

Lab Code: Phoenix SDG No.: GBY76292

Instrument: ARCOS

Analyte	Wave-length (nm)	Interelement Correction Factors for: Al	Ca	Cr	Fe	Mg	Mn	Na	Ti	V	Zn
Silver	328.07										
Aluminum	394.40										
Arsenic	189.04			Applied	Applied						
Barium	233.53			Applied		Applied			Applied		
Beryllium	313.04										
Calcium	317.93										
Cadmium	214.43	Applied									
Cobalt	228.62				Applied				Applied		
Chromium	267.72					Applied			Applied		
Copper	324.75					Applied					
Iron	259.94	Applied				Applied	Applied				
Potassium	766.49										
Magnesium	279.08										
Manganese	257.61			Applied							
Sodium	589.59										Applied
Nickel	231.60										
Lead	220.35										
Antimony	206.83			Applied							
Selenium	196.09										
Thallium	190.86	Applied									
Vanadium	292.46						Applied		Applied		
Zinc	213.86				Applied						

Comments:

FORM XI (PART 1) - IN

ICP LINEAR RANGES (ANNUAL)

Lab Name: Phoenix Environmental Labs Client: NETC

Lab Code: Phoenix SDG No.: GBY76292

Instrument: Arcos

Analyte	Wavelength (nm)	Concentration (ug/L)	M
Silver	328.07	500.0	P
Aluminum	394.40	30000.0	P
Arsenic	189.04	2000.0	P
Barium	233.53	2000.0	P
Beryllium	313.04	2000.0	P
Calcium	317.93	150000.0	P
Cadmium	214.43	2000.0	P
Cobalt	228.62	2000.0	P
Chromium	267.72	2000.0	P
Copper	324.75	2000.0	P
Iron	259.94	125000.0	P
Potassium	766.49	20000.0	P
Magnesium	279.08	75000.0	P
Manganese	257.61	2000.0	P
Sodium	589.59	50000.0	P
Nickel	231.60	2000.0	P
Lead	220.35	2000.0	P
Antimony	206.83	2000.0	P
Selenium	196.09	2000.0	P
Thallium	190.86	2000.0	P
Vanadium	292.46	2000.0	P
Zinc	213.86	2000.0	P

Comments:

A linear range study is performed annually. The concentrations above reflect the highest calibration point which is lower than the linear range concentration.

FORM XII - IN

PREPARATION LOG

Lab Name: Phoenix Environmental Labs Client: NETC

Lab Code: Phoenix SDG No.: GBY76292

Method: AV (Cold Vapor)

Batch Id: 396069

Lab Sample Id	Preparation Date	Weight (grams)	Volume (mL)
BY76292 BLK	08/02/17	0.65	40
BY76292 DUP	08/02/17	0.63	40
BY76292 LCS	08/02/17	0.64	40
BY76292 LCSD	08/02/17	0.66	40
BY76292 MS	08/02/17	0.69	40
BY76292	08/02/17	0.66	40

PREPARATION LOG

Lab Name: Phoenix Environmental Labs Client: NETC

Lab Code: Phoenix SDG No.: GBY76292

Method: P (ICP)

Batch Id: 396018

Lab Sample Id	Preparation Date	Weight (grams)	Volume (mL)
BY76292 BLK	08/01/17	0.80	50
BY76292 DUP	08/01/17	0.83	50
BY76292 LCS	08/01/17	0.289	50
BY76292 MS	08/01/17	0.76	50
BY76292	08/01/17	0.71	50

ANALYSIS RUN LOG

Lab Name: Phoenix Environmental Labs Client: NETC

Lab Code: Phoenix SDG: GBY76292

Instrument: ARCOS Method: P (ICP)

Start Date: 08/02/17 End Date: 08/02/17

Lab Sample Id	Client Sample Id	D/F	Time	Analytes																										
				AG	AL	AS	BA	BE	CA	CD	CO	CR	CU	FE	HG	K	MG	MN	NA	NI	PB	SB	SE	TL	V	ZN		
ICV			07:50	X	X	X	X	X		X	X	X	X	X		X	X	X	X	X	X	X	X	X	X	X		
ICB		1	08:22	X	X	X	X	X		X	X	X	X	X		X	X	X	X	X	X	X	X	X	X	X		
CCV		1	18:06	X	X	X	X	X		X	X	X	X	X		X	X	X	X	X	X	X	X	X	X	X		
CCB		1	18:09	X	X	X	X	X		X	X	X	X	X		X	X	X	X	X	X	X	X	X	X	X		
I-CRDL		1	18:12	X	X	X	X	X		X	X	X	X	X		X	X	X	X	X	X	X	X	X	X	X		
-		1	18:15																									
I-ICSA		1	18:17	X	X	X	X	X		X	X	X	X	X		X	X	X	X	X	X	X	X	X	X	X		
I-ICSAB		1	18:20	X	X	X	X	X		X	X	X	X	X		X	X	X	X	X	X	X	X	X	X	X		
-		1	18:23																									
-		1	18:26																									
-		10	18:29																									
BY76292	G CREEK STG BLD	10	18:32		X							X						X			X					X		
BY76292 - DUP	G CREEK STG BLD - DUP	10	18:35		X							X	X					X								X		
BY76292 - MS	G CREEK STG BLD - MS	10	18:38		X		X					X	X			X	X	X	X		X		X			X		
-		10	18:41																									
-		1	18:44																									
BY76292 - BLK	G CREEK STG BLD - BLK	1	18:47	X	X	X	X	X		X	X	X	X	X		X	X	X	X	X	X	X	X	X	X	X		
BY76292 - LCS	G CREEK STG BLD - LCS	1	18:50	X	X	X	X	X		X	X	X	X			X	X	X	X	X	X	X	X	X	X	X		
CCV		1	18:53	X	X	X	X	X		X	X	X	X	X		X	X	X	X	X	X	X	X	X	X	X		
CCB		1	18:56	X	X	X	X	X		X	X	X	X	X		X	X	X	X	X	X	X	X	X	X	X		
BY76292	G CREEK STG BLD	1	18:59	X		X	X	X		X	X		X			X	X		X	X		X	X	X	X			
BY76292 - DUP	G CREEK STG BLD - DUP	1	19:02	X		X	X	X		X	X					X	X		X	X	X	X	X	X	X			
BY76292 - MS	G CREEK STG BLD - MS	1	19:05	X		X		X		X	X									X		X		X	X			
BY76292 - DIL	G CREEK STG BLD - DIL	5	19:07	X	X	X	X	X		X	X	X	X			X	X	X	X	X	X	X	X	X	X	X		
BY76292 - PS	G CREEK STG BLD - PS	1	19:10	X	X	X	X	X		X	X	X	X			X	X	X	X	X	X	X	X	X	X	X		
-		1	19:13																									
-		1	19:16																									
-		1	19:19																									
-		1	19:22																									
-		1	19:25																									
CCV		1	19:28	X	X	X	X	X		X	X	X	X			X	X	X	X	X	X	X	X	X	X	X		
CCB		1	19:31	X	X	X	X	X		X	X	X	X			X	X	X	X	X	X	X	X	X	X	X		
CRDL		1	20:24	X	X	X	X	X		X	X	X	X	X		X	X	X	X	X	X	X	X	X	X	X		
ICSA		1	20:27	X	X	X	X	X		X	X	X	X	X		X	X	X	X	X	X	X	X	X	X	X		
ICSAB		1	20:30	X	X	X	X	X		X	X	X	X	X		X	X	X	X	X	X	X	X	X	X	X		

FORM XIV - IN - 1

ANALYSIS RUN LOG

Lab Name: Phoenix Environmental Labs Client:

Lab Code: Phoenix SDG: GBY76292

Instrument: ARCOS Method: P (ICP)

Start Date: 08/03/17 End Date: 08/03/17

Lab Sample Id	Client Sample Id	D/F	Time	Analytes																										
				AG	AL	AS	BA	BE	CA	CD	CO	CR	CU	FE	HG	K	MG	MN	NA	NI	PB	SB	SE	TL	V	ZN		
ICV			06:55						X					X															
ICB		1	07:44						X					X															
I-CRDL		1	09:20						X					X															
I-ICSA		1	09:29						X					X															
I-ICSAB		1	09:32						X					X															
CCV		1	12:13						X					X															
CCB		1	12:16						X					X															
-		1	12:19																											
-		1	12:22																											
-		1	12:25																											
-		1	12:28																											
-		1	12:31																											
-		1	12:34																											
-		1	12:37																											
-		1	12:40																											
-		1	12:43																											
-		10	12:46																											
-		1	12:49																											
BY76292 - BLK	G CREEK STG BLD - BLK	1	12:52						X																					
BY76292 - LCS	G CREEK STG BLD - LCS	1	12:54						X					X															
BY76292	G CREEK STG BLD	10	12:57						X					X															
BY76292 - DUP	G CREEK STG BLD - DUP	10	13:00						X					X															
BY76292 - MS	G CREEK STG BLD - MS	10	13:03						X					X															
-		10	13:06																											
-		10	13:09																											
CCV		1	13:12						X					X															
CCB		1	13:15						X					X															
CRDL		1	13:21						X					X															
ICSA		1	13:24						X					X															
ICSAB		1	13:33						X					X															

FORM XIV - IN - 2

ANALYSIS RUN LOG

Lab Name: Phoenix Environmental Labs Client: NETC

Lab Code: Phoenix SDG: GBY76292

Instrument: MERLIN Method: AV (Cold Vapor)

Start Date: 08/02/17 End Date: 08/02/17

Lab Sample Id	Client Sample Id	D/F	Time	Analytes																										
				AG	AL	AS	BA	BE	CA	CD	CO	CR	CU	FE	HG	K	MG	MN	NA	NI	PB	SB	SE	TL	V	ZN		
ICV			09:38												X															
ICB			09:44												X															
I-CRDL			09:47												X															
-			09:50																											
BY76292 - BLK	G CREEK STG BLD - BLK		09:56												X															
BY76292 - LCS	G CREEK STG BLD - LCS		09:58												X															
BY76292 - LCSD	G CREEK STG BLD - LCSD		10:00												X															
-			10:02																											
-			10:04																											
-			10:07																											
-			10:09																											
-			10:11																											
-			10:13																											
-			10:16																											
CCV			10:18												X															
CCB			10:20												X															
CCV			10:44												X															
CCB			10:47												X															
-			10:49																											
-			10:51																											
BY76292	G CREEK STG BLD		10:53												X															
-			10:55																											
BY76292 - DUP	G CREEK STG BLD - DUP		10:58												X															
BY76292 - MS	G CREEK STG BLD - MS		11:00												X															
CCV			11:02												X															
CCB			11:04												X															

FORM XIV - IN - 3

HG Data Transfer Log

Analyst: RS

File: P:\avalon\dailycopy\results\2017\080217hg.txt

Calibration: (Linear Calculated Intercept) **Correlation Coefficient:** 0.999921 **Slope:** 46.33556 **Intercept:** 0.51386

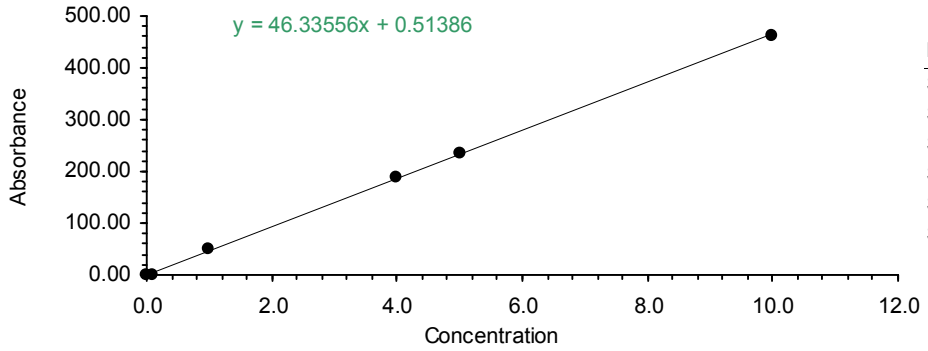

Id	Signal	Conc	Calc Conc
STD1	0.7773	0.0	0.0057
STD2	1.3395	0.1	0.0178
STD3	48.9095	1.0	1.0445
STD4	187.5634	4.0	4.0368
STD5	233.4475	5.0	5.0271
STD6	462.3907	10.0	9.9681

Sample Date	Sample	Type	Pk Height	Inst Factor	Raw Result	%Sol	Result	RL	Acode
08/02/17 9:24 AM	STD1	CAL	0.7773	----	0.0000				----------
08/02/17 9:26 AM	STD2	CAL	1.3395	----	0.1000				----------
08/02/17 9:28 AM	STD3	CAL	48.9095	----	1.0000				----------
08/02/17 9:31 AM	STD4	CAL	187.5634	----	4.0000				----------
08/02/17 9:33 AM	STD5	CAL	233.4475	----	5.0000				----------
08/02/17 9:35 AM	STD6	CAL	462.3907	----	10.0000				----------
08/02/17 9:38 AM	CCAL	NOTAG	191.1786	----	4.1149		103		----------
08/02/17 9:44 AM	BLANK	NOTAG	3.4071	----	0.0624				----------
08/02/17 9:47 AM	CRA1	NOTAG	10.4951	----	0.2154				----------
08/02/17 9:50 AM	BY69198	HGWM	287.8781	1.0000	6.2018		6.20	0.2	HG-WM
08/02/17 9:56 AM	BY76292 BLK	HGSM	3.5698	0.1231	0.0081		BRL	0.03	B_HG-SM
08/02/17 9:58 AM	BY76292 LCS	HGSM	58.2163	0.1250	0.1557		99.6		L_HG-SM
08/02/17 10:00 AM	BY76292 LCSD	HGSM	59.4047	0.1212	0.1541		102		L4HG-SM
08/02/17 10:02 AM	BY75306	HGSM	0.6186	0.1194	0.0003	98	BRL	0.02	HG-SM
08/02/17 10:04 AM	BY75515	HGSM	148.4636	0.1270	0.4055	90	0.45	0.03	HG-SM
08/02/17 10:07 AM	BY75636	HGSM	10.2390	0.1231	0.0258	92	BRL	0.03	HG-SM
08/02/17 10:09 AM	BY75637	HGSM	4.0500	0.1212	0.0093	92	BRL	0.03	HG-SM
08/02/17 10:11 AM	BY75659	HGSM	4.5262	0.1311	0.0114	92	BRL	0.03	HG-SM
08/02/17 10:13 AM	BY75703	HGSM	227.9698	0.1231	0.6042	78	0.77	0.03	HG-SM
08/02/17 10:16 AM	BY75714	HGSM	2.1047	0.1290	0.0044	89	BRL	0.03	HG-SM
08/02/17 10:18 AM	CCAL	NOTAG	189.5048	----	4.0787		102		----------
08/02/17 10:20 AM	BLANK	NOTAG	0.6214	----	0.0023				----------
08/02/17 10:22 AM	BY75716	HGSM	49.6093	0.1250	0.1324	88	0.15	0.03	HG-SM
08/02/17 10:24 AM	BY75781	HGSL	1.4884	0.0080	0.0002	1.27	BRL	0.13	HG-SL
08/02/17 10:27 AM	BY75851	HGSM	1.4659	0.1311	0.0027	92	BRL	0.03	HG-SM
08/02/17 10:29 AM	BY75852	HGSM	5.6643	0.1270	0.0141	93	BRL	0.03	HG-SM
08/02/17 10:31 AM	BY75892	HGSM	7.1643	0.1194	0.0171	96	BRL	0.03	HG-SM
08/02/17 10:33 AM	BY75893	HGSM	8.2357	0.1250	0.0208	95	BRL	0.03	HG-SM
08/02/17 10:35 AM	BY75903	HGSM	81.8116	0.1250	0.2193	88	0.25	0.03	HG-SM
08/02/17 10:38 AM	BY75904	HGSM	60.9581	0.1250	0.1631	90	0.18	0.03	HG-SM
08/02/17 10:40 AM	BY76089	HGSL	82.3698	0.1270	0.2243	20.0	1.12	0.13	HG-SL
08/02/17 10:42 AM	BY76098	HGSM	15.1545	0.1176	0.0372	76	0.05	0.03	HG-SM
08/02/17 10:44 AM	CCAL	NOTAG	189.8171	----	4.0855		102		----------
08/02/17 10:47 AM	BLANK	NOTAG	1.2463	----	0.0158				----------
08/02/17 10:49 AM	BY76099	HGSM	7.9683	0.1333	0.0215	80	BRL	0.03	HG-SM
08/02/17 10:51 AM	BY76100	HGSM	5.8268	0.1311	0.0150	79	BRL	0.03	HG-SM
08/02/17 10:53 AM	BY76292	HGSM	121.4195	0.1212	0.3163	56	0.56	0.04	HG-SM
08/02/17 10:55 AM	BY75918	HGSM	32.8488	0.1231	0.0859	94	0.09	0.03	HG-SM
08/02/17 10:58 AM	BY76292 DUP	HGSM	139.3738	0.1270	0.3806	56	0.68	0.05	D_HG-SM
08/02/17 11:00 AM	BY76292 MS	HGSM	189.0714	0.1159	0.4718	56	107		R_HG-SM

HG Data Transfer Log

Analyst: RS

File: P:\avalon\dailycopy\results\2017\080217hg.txt

Sample Date	Sample	Type	Pk Height	Inst Factor	Raw Result	%Sol	Result	RL	Acode
08/02/17 11:02 AM	CCAL	NOTAG	192.3366	----	4.1399		103		----------
08/02/17 11:04 AM	BLANK	NOTAG	0.8537	----	0.0073				----------
08/02/17 11:08 AM	BY75307 BLK	HGWM	1.4535	1.2500	0.0253		BRL	0.2	B_HG-WM
08/02/17 11:10 AM	BY75307 LCS	HGWM	88.8786	1.2500	2.3838		95.4		L_HG-WM
08/02/17 11:13 AM	BY73935	HGWM	0.5048	50.0000	-0.0098		BRL	8	HG-WM
08/02/17 11:15 AM	BY74826	HGWM	1.3405	1.2500	0.0223		BRL	0.2	HG-WM
08/02/17 11:17 AM	BY75307	HGWM	1.6738	1.2500	0.0313		BRL	0.2	HG-WM
08/02/17 11:19 AM	BY75492	HGWM	2.4476	1.2500	0.0522		BRL	0.2	HG-WM
08/02/17 11:21 AM	CCAL	NOTAG	189.9786	----	4.0890		102		----------
08/02/17 11:24 AM	BLANK	NOTAG	1.0095	----	0.0107				----------
08/02/17 11:26 AM	BY75493	HGWM	1.5595	1.2500	0.0282		BRL	0.2	HG-WM
08/02/17 11:28 AM	BY75494	HGWM	1.1581	1.2500	0.0174		BRL	0.2	HG-WM
08/02/17 11:30 AM	BY75704	HGWM	0.5907	1.2500	0.0021		BRL	0.2	HG-WM
08/02/17 11:33 AM	BY75705	HGWM	0.9477	1.2500	0.0117		BRL	0.2	HG-WM
08/02/17 11:35 AM	BY75706	HGWM	1.2864	1.2500	0.0208		BRL	0.2	HG-WM
08/02/17 11:37 AM	BY76088	HGWM	1.6477	1.2500	0.0306		BRL	0.2	HG-WM
08/02/17 11:39 AM	BY75711	HGWM	141.3205	1.2500	3.7986		3.80	0.2	HG-WM
08/02/17 11:41 AM	BY76294	HGWM	33.9955	1.2500	0.9032		0.903	0.2	HG-WM
08/02/17 11:44 AM	BY76297	HGWM	1.7659	1.2500	0.0338		BRL	0.2	HG-WM
08/02/17 11:46 AM	BY76301	HGWM	1.5419	1.2500	0.0277		BRL	0.2	HG-WM
08/02/17 11:48 AM	BY75307 DUP	HGWM	1.2605	1.2500	0.0201		BRL	0.2	D_HG-W
08/02/17 11:50 AM	BY75307 MS	HGWM	84.6814	1.2500	2.2706		90.8		R_HG-W
08/02/17 11:52 AM	CCAL	NOTAG	185.4024	----	3.9902		99.8		----------
08/02/17 11:55 AM	BLANK	NOTAG	0.3119	----	-0.0044				----------
08/02/17 1:05 PM	BY75514 BLK	HGWM	2.1909	1.2500	0.0452		BRL	0.2	B_HG-WM
08/02/17 1:07 PM	BY75514 LCS	HGWM	102.6023	1.2500	2.7541		110		L_HG-WM
08/02/17 1:09 PM	BY75514	TCLP	1.0205	1.2500	0.0137		BRL	0.2	TCLPHG
08/02/17 1:11 PM	BY75636	SPLP	2.0977	1.2500	0.0427		BRL	0.5	SPLPHG
08/02/17 1:14 PM	BY75636	TCLP	1.5333	1.2500	0.0275		BRL	0.2	TCLPHG
08/02/17 1:16 PM	BY75637	SPLP	1.0930	1.2500	0.0156		BRL	0.5	SPLPHG
08/02/17 1:18 PM	BY75637	TCLP	2.3721	1.2500	0.0501		BRL	0.2	TCLPHG
08/02/17 1:20 PM	BY75642	TCLP	0.7535	12.5000	0.0646		BRL	2	TCLPHG
08/02/17 1:22 PM	BY75714	TCLP	1.5791	1.2500	0.0287		BRL	0.2	TCLPHG
08/02/17 1:25 PM	BY75716	TCLP	0.5512	1.2500	0.0010		BRL	0.2	TCLPHG
08/02/17 1:27 PM	CCAL	NOTAG	189.2738	----	4.0738		102		----------
08/02/17 1:29 PM	BLANK	NOTAG	0.5095	----	-0.0001				----------
08/02/17 1:31 PM	BY75918	TCLP	1.0884	1.2500	0.0155		BRL	0.2	TCLPHG
08/02/17 1:34 PM	BY75659	TCLP	1.5683	1.2500	0.0284		BRL	0.2	TCLPHG
08/02/17 1:36 PM	BY75718	TCLP	0.7186	1.2500	0.0055		BRL	0.2	TCLPHG
08/02/17 1:38 PM	BY75514 DUP	HGWM	1.5209	1.2500	0.0272		BRL	0.2	D_HG-W
08/02/17 1:40 PM	BY75514 MS	HGWM	98.3047	1.2500	2.6381		106		R_HG-W
08/02/17 1:42 PM	CCAL	NOTAG	184.1119	----	3.9624		99.1		----------
08/02/17 1:45 PM	BLANK	NOTAG	1.8976	----	0.0299				----------

Lab Id: **ICV** Measure Date: **8/2/2017 7:50:31 AM**

Client Id:

Matrix	Weight	Volume	Pct Solid	Dilution	Factor	Units
						ppm

	Ag	Al	As	B	Ba	Be	Ca
Conc Mean	0.2483	0.9803	1.019	0.9968	0.9999	1.006	1.003
Std Dev	0.6000	0.3000	0.6000	0.3000	0.2000	0.3000	0.4000
RSD %	241.6	30.6	58.9	30.1	20	29.8	39.9

	Cd	Co	Cr	Cu	Fe	K	Mg
Conc Mean	1.004	1.009	1.004	0.9974	1.012	4.966	1.011
Std Dev	0.5000	0.6000	0.5000	0.1000	0.7000	0.6000	0.4000
RSD %	49.8	59.5	49.8	10	69.2	12.1	39.6

	Mn	Mo	Na	Ni	Pb	Sb	Se
Conc Mean	0.9996	1.005	4.916	1.020	1.011	1.039	1.005
Std Dev	0.4000	1.600	0.7000	0.6000	0.8000	0.5000	1.000
RSD %	40	159.2	14.2	58.8	79.1	48.1	99.5

	Sn	Ti	Tl	U	V	W	Zn
Conc Mean	1.034	0.9957	> 1.051		1.005	0.0016	0.9966
Std Dev	0.7000	0.4000	0.4000		0.7000	8.400	0.3000
RSD %	67.7	40.2	38.1		69.7	525000	30.1

Lab Id: **ICB** Measure Date: **8/2/2017 8:22:48 AM**

Client Id:

Matrix	Weight	Volume	Pct Solid	Dilution	Factor	Units
	1	1	100	1	1.000	ppm

	Ag	Al	As	B	Ba	Be	Ca
Conc Mean	0.0000	# -0.0004	0.0009	-0.0017	-0.0001	-0.0001	-0.0008
Std Dev	222.2	105.2	754.2	60.50	23.20	18.40	57.20
RSD %		26300000	83800000	3558823.5	23200000	18400000	7150000

	Cd	Co	Cr	Cu	Fe	K	Mg
Conc Mean	0.0000	-0.0004	-0.0004	0.0002	-0.0008	0.0006	-0.0003
Std Dev	172.5	14.40	29.50	22.80	18.90	117.0	3.500
RSD %		3600000	7375000	11400000	2362500	19500000	1166666.7

	Mn	Mo	Na	Ni	Pb	Sb	Se
Conc Mean	0.0000	0.0001	0.0032	-0.0001	0.0002	-0.0050	-0.0015
Std Dev	43.30	3708	4.600	386.5	1103	36.80	208.4
RSD %		3708000000	143750	386500000	551500000	736000	13893333.3

	Sn	Ti	Tl	U	V	W	Zn
Conc Mean	-0.0020	0.0001	-0.0013		-0.0004	# 0.0005	-0.0001
Std Dev	56.90	135.7	207.8		56.10	49.80	77.50
RSD %	2845000	135700000	15984615.4		14025000	9960000	77500000

Lab Id: **CCV** Measure Date: **8/2/2017 6:06:08 PM**

Client Id:

Matrix	Weight	Volume	Pct Solid	Dilution	Factor	Units
	1	1	100	1	1.000	ppm

	Ag	Al	As	B	Ba	Be	Ca
Conc Mean	0.2417	1.009	1.002	1.006	1.020	1.009	1.005
Std Dev	0.8000	0.8000	0.7000	0.6000	0.4000	0	0.1000
RSD %	331	79.3	69.9	59.6	39.2	0	10

	Cd	Co	Cr	Cu	Fe	K	Mg
Conc Mean	1.002	1.014	1.012	1.017	1.021	5.093	1.012
Std Dev	0.2000	0.2000	0.7000	0.6000	0.3000	1.100	0.6000
RSD %	20	19.7	69.2	59	29.4	21.6	59.3

	Mn	Mo	Na	Ni	Pb	Sb	Se
Conc Mean	1.006	1.005	4.925	1.025	0.9945	1.032	1.004
Std Dev	0.5000	1.500	0.8000	0.4000	0.4000	1.000	0.6000
RSD %	49.7	149.3	16.2	39	40.2	96.9	59.8

	Sn	Ti	Tl	U	V	W	Zn
Conc Mean	1.019	1.012	1.027		1.017	0.0012	1.006
Std Dev	0.5000	0.5000	0.2000		0.2000	20.80	0.4000
RSD %	49.1	49.4	19.5		19.7	1733333.3	39.8

Lab Id: **CCB** Measure Date: **8/2/2017 6:09:07 PM**

Client Id:

Matrix	Weight	Volume	Pct Solid	Dilution	Factor	Units
	1	1	100	1	1.000	ppm

	Ag	Al	As	B	Ba	Be	Ca
Conc Mean	0.0002	# 0.0016	> 0.0065	0.0028	0.0002	0.0002	-0.0020
Std Dev	40.90	9.900	25.80	26.60	20.30	19.60	10.40
RSD %	20450000	618750	396923.1	950000	10150000	9800000	520000

	Cd	Co	Cr	Cu	Fe	K	Mg
Conc Mean	0.0001	-0.0002	0.0000	0.0002	0.0036	0.0199	-0.0002
Std Dev	79.80	32.30	460.0	68.50	23.70	2.500	21.10
RSD %	79800000	16150000		34250000	658333.3	12562.8	10550000

	Mn	Mo	Na	Ni	Pb	Sb	Se
Conc Mean	0.0002	> 0.0310	0.0622	0.0004	# -0.0039	> 0.0120	> 0.0270
Std Dev	18.60	49.30	2.300	58.70	38.50	45.30	31.40
RSD %	9300000	159032.3	3697.7	14675000	987179.5	377500	116296.3

	Sn	Ti	Tl	U	V	W	Zn
Conc Mean	0.0072	0.0006	-0.0050		-0.0004	# 0.0004	-0.0003
Std Dev	70.20	145.5	20.70		119.9	48.60	55.90
RSD %	975000	24250000	414000		29975000	12150000	18633333.3

Lab Id: **I-CRDL** Measure Date: **8/2/2017 6:12:04 PM**

Client Id:

Matrix	Weight	Volume	Pct Solid	Dilution	Factor	Units
	1	1	100	1	1.000	ppm

	Ag	Al	As	B	Ba	Be	Ca
Conc Mean	0.0048	0.0507	0.0213	0.0518	0.0100	0.0050	0.0521
Std Dev	3.400	1.100	2.400	0.8000	0.1000	0.3000	0.4000
RSD %	70833.3	2169.6	11267.6	1544.4	1000	6000	767.8

	Cd	Co	Cr	Cu	Fe	K	Mg
Conc Mean	0.0052	0.0047	0.0048	0.0050	0.0289	0.5071	0.0501
Std Dev	0.6000	0.9000	2.200	3.100	0.7000	0.5000	0.7000
RSD %	11538.5	19148.9	45833.3	62000	2422.1	98.6	1397.2

	Mn	Mo	Na	Ni	Pb	Sb	Se
Conc Mean	0.0055	0.0549	0.5238	0.0056	# 0.0070	0.0277	0.0596
Std Dev	1.200	6.000	0.1000	5.400	17.10	28.60	1.000
RSD %	21818.2	10929	19.1	96428.6	244285.7	103249.1	1677.9

	Sn	Ti	Tl	U	V	W	Zn
Conc Mean	0.1054	0.0474	0.0141		0.0098	# 0.0005	0.0107
Std Dev	0.6000	0.6000	24.70		1.000	3.800	1.600
RSD %	569.3	1265.8	175177.3		10204.1	760000	14953.3

Lab Id: **I-ICSA** Measure Date: **8/2/2017 6:17:57 PM**

Client Id:

Matrix	Weight	Volume	Pct Solid	Dilution	Factor	Units
	1	1	100	1	1.000	ppm

	Ag	Al	As	B	Ba	Be	Ca
Conc Mean	0.0000	> 30.62	0.0007	0.0001	0.0004	0.0001	# 103.1
Std Dev	61.80	0.2000	134.2	596.7	4.300	23.90	2.700
RSD %		0.7	19171428.6	596700000	1075000	23900000	2.6

	Cd	Co	Cr	Cu	Fe	K	Mg
Conc Mean	0.0041	0.0004	# -0.0024	0.0004	100.7	0.0230	65.34
Std Dev	2.300	5.400	11.50	57.00	0.9000	0.1000	0.2000
RSD %	56097.6	1350000	479166.7	14250000	0.9	434.8	0.3

	Mn	Mo	Na	Ni	Pb	Sb	Se
Conc Mean	0.0013	-0.0021	29.50	0.0001	# -0.0052	-0.0080	-0.0214
Std Dev	6.300	141.5	0.4000	81.60	8.000	40.80	13.80
RSD %	484615.4	6738095.2	1.4	81600000	153846.2	510000	64486

	Sn	Ti	Tl	U	V	W	Zn
Conc Mean	-0.0017	-0.0004	-0.0077		-0.0009	# 0.0003	0.0189
Std Dev	50.70	50.70	13.00		37.00	20.00	0.8000
RSD %	2982352.9	12675000	168831.2		4111111.1	6666666.7	4232.8

Lab Id: **I-ICSAB** Measure Date: **8/2/2017 6:20:54 PM**

Client Id:

Matrix	Weight	Volume	Pct Solid	Dilution	Factor	Units
	1	1	100	1	1.000	ppm

	Ag	Al	As	B	Ba	Be	Ca
Conc Mean	0.2620	> 30.77	1.011	0.5111	0.3079	0.0998	# 104.7
Std Dev	1.000	0.2000	0.6000	0.9000	0.1000	0.1000	2.000
RSD %	381.7	0.6	59.3	176.1	32.5	100.2	1.9

	Cd	Co	Cr	Cu	Fe	K	Mg
Conc Mean	0.2970	0.3028	0.2992	0.3139	101.6	22.02	65.40
Std Dev	0.4000	0.4000	0.5000	0.4000	0.6000	0.3000	0.1000
RSD %	134.7	132.1	167.1	127.4	0.6	1.4	0.2

	Mn	Mo	Na	Ni	Pb	Sb	Se
Conc Mean	0.2010	0.2942	29.32	0.2997	1.002	1.055	0.4783
Std Dev	0.9000	2.600	0.6000	0.6000	1.000	0.9000	0.5000
RSD %	447.8	883.8	2	200.2	99.8	85.3	104.5

	Sn	Ti	Tl	U	V	W	Zn
Conc Mean	-0.0030	1.012	1.022		0.3015	# 0.0006	0.3180
Std Dev	27.80	0.1000	0.6000		0.2000	18.50	0.4000
RSD %	926666.7	9.9	58.7		66.3	3083333.3	125.8

Lab Id: **BY76292** Measure Date: **8/2/2017 6:32:42 PM**

Client Id: **G CREEK STG BLD**

Matrix	Weight	Volume	Pct Solid	Dilution	Factor	Units
396018-SS-S20	0.71	50	56	10	1258	ppm

	Ag	Al	As	B	Ba	Be	Ca
Conc Mean	0.5069	3996	8.579	3.824	465.5	0.2414	29760
Std Dev	17.80	0.6000	32.50	24.50	0.2000	4.800	1.000
RSD %	3511.5	0	378.8	640.7	0	1988.4	0

	Cd	Co	Cr	Cu	Fe	K	Mg
Conc Mean	1.906	4.442	346.2	122.8	23380	433.1	2762
Std Dev	2.100	2.900	0.4000	0.1000	0.3000	0.5000	0.2000
RSD %	110.2	65.3	0.1	0.1	0	0.1	0

	Mn	Mo	Na	Ni	Pb	Sb	Se
Conc Mean	338.5	85.89	231.0	13.38	290.8	11.30	3.402
Std Dev	0.7000	1.600	1.300	2.600	1.000	18.20	42.20
RSD %	0.2	1.9	0.6	19.4	0.3	161.1	1240.4

	Sn	Ti	Tl	U	V	W	Zn
Conc Mean	16.25	156.6	-4.026		24.95	# 0.8829	574.4
Std Dev	7.100	0.4000	62.10		3.000	31.80	0.3000
RSD %	43.7	0.3	1542.5		12	3601.8	0.1

Lab Id: **BY76292 - DUP** Measure Date: **8/2/2017 6:35:38 PM**

Client Id: **G CREEK STG BLD - DUP**

Matrix	Weight	Volume	Pct Solid	Dilution	Factor	Units
396018-SQ-DUP	0.83	50	56	10	1076	ppm

	Ag	Al	As	B	Ba	Be	Ca
Conc Mean	-0.3757	5060	28.54	6.076	380.8	0.2965	24560
Std Dev	35.00	0.1000	9.400	12.20	0.1000	2.400	1.000
RSD %	9315.9	0	32.9	200.8	0	809.4	0

	Cd	Co	Cr	Cu	Fe	K	Mg
Conc Mean	13.64	17.90	585.1	263.3	> 272100	493.1	3878
Std Dev	3.600	0.7000	0.1000	0.3000	0.5000	0.7000	0.3000
RSD %	26.4	3.9	0	0.1	0	0.1	0

	Mn	Mo	Na	Ni	Pb	Sb	Se
Conc Mean	1958	118.9	253.4	56.72	221.5	-10.32	# -80.86
Std Dev	0.4000	2.700	0.6000	1.100	0.5000	17.70	4.700
RSD %	0	2.3	0.2	1.9	0.2	171.5	5.8

	Sn	Ti	Tl	U	V	W	Zn
Conc Mean	34.66	120.8	# -12.41		23.23	0.9157	614.7
Std Dev	6.500	0.8000	18.70		1.100	12.00	0.2000
RSD %	18.8	0.7	150.7		4.7	1310.5	0

Lab Id: **BY76292 - MS** Measure Date: **8/2/2017 6:38:35 PM**

Client Id: **G CREEK STG BLD - MS**

Matrix	Weight	Volume	Pct Solid	Dilution	Factor	Units
396018-SQ-MSX	0.76	50	56	10	1175	ppm

	Ag	Al	As	B	Ba	Be	Ca
Conc Mean	51.63	9331	463.7	224.5	900.0	219.4	34000
Std Dev	0.5000	0	1.200	0.6000	0.1000	0.1000	1.400
RSD %	1	0	0.3	0.3	0	0	0

	Cd	Co	Cr	Cu	Fe	K	Mg
Conc Mean	218.3	229.6	1069	1118	54750	2220	4958
Std Dev	0.4000	0.5000	0.4000	0.1000	0.7000	0.3000	0.4000
RSD %	0.2	0.2	0	0	0	0	0

	Mn	Mo	Na	Ni	Pb	Sb	Se
Conc Mean	819.3	269.0	636.5	247.4	970.4	475.6	213.3
Std Dev	0.5000	2.000	0.3000	0.6000	0.4000	1.900	1.700
RSD %	0.1	0.7	0	0.2	0	0.4	0.8

	Sn	Ti	Tl	U	V	W	Zn
Conc Mean	1213	415.2	1089		241.1	1.563	1145
Std Dev	0.9000	0.6000	0.6000		0.4000	10.40	0.4000
RSD %	0.1	0.1	0.1		0.2	665.4	0

Lab Id: **BY76292 - BLK** Measure Date: **8/2/2017 6:47:23 PM**

Client Id: **G CREEK STG BLD - BLK**

Matrix	Weight	Volume	Pct Solid	Dilution	Factor	Units
396018-SQ-BLK	0.8	50	100	1	62.50	ppm

	Ag	Al	As	B	Ba	Be	Ca
Conc Mean	-0.0042	1.508	-0.3585	0.5085	0.0299	0.0067	4.030
Std Dev	102.0	1.900	20.80	7.000	3.500	16.50	0.9000
RSD %	2428571.4	126	5802	1376.6	11705.7	246268.7	22.3

	Cd	Co	Cr	Cu	Fe	K	Mg
Conc Mean	0.0337	0.0145	0.0916	0.1003	3.357	3.001	1.706
Std Dev	20.70	102.0	21.00	3.300	3.600	0.7000	0.7000
RSD %	61424.3	703448.3	22925.8	3290.1	107.2	23.3	41

	Mn	Mo	Na	Ni	Pb	Sb	Se
Conc Mean	0.0470	-0.0988	7.466	0.0891	-0.1556	-0.1931	0.4750
Std Dev	3.900	99.40	0.6000	12.80	46.80	99.20	14.20
RSD %	8297.9	100607.3	8	14365.9	30077.1	51372.3	2989.5

	Sn	Ti	Tl	U	V	W	Zn
Conc Mean	2.069	0.0500	# -0.7518		-0.0370	# 0.0438	0.7023
Std Dev	7.200	88.60	13.20		18.40	15.10	0.7000
RSD %	348	177200	1755.8		49729.7	34474.9	99.7

Lab Id: **BY76292 - LCS** Measure Date: **8/2/2017 6:50:18 PM**

Client Id: **G CREEK STG BLD - LCS**

Matrix	Weight	Volume	Pct Solid	Dilution	Factor	Units
396018-SQ-SPK	0.289	50	100	1	173.0	ppm

	Ag	Al	As	B	Ba	Be	Ca
Conc Mean	46.19	> 8635	94.01	124.8	318.4	104.7	4137
Std Dev	0.6000	0.2000	1.000	0.7000	0.2000	0.3000	0.8000
RSD %	1.3	0	1.1	0.6	0.1	0.3	0

	Cd	Co	Cr	Cu	Fe	K	Mg
Conc Mean	82.32	112.8	114.6	115.8	13410	2377	2393
Std Dev	0.5000	0.3000	0.5000	0.7000	0.6000	0.7000	0.7000
RSD %	0.6	0.3	0.4	0.6	0	0	0

	Mn	Mo	Na	Ni	Pb	Sb	Se
Conc Mean	> 420.0	108.7	390.4	171.6	93.78	124.5	137.3
Std Dev	0.7000	0.4000	0.7000	0.3000	0.7000	0.7000	0.5000
RSD %	0.2	0.4	0.2	0.2	0.7	0.6	0.4

	Sn	Ti	Tl	U	V	W	Zn
Conc Mean	117.4	> 437.2	128.4		111.3	0.3595	226.7
Std Dev	0.8000	0.3000	0.4000		0.6000	5.200	0.5000
RSD %	0.7	0.1	0.3		0.5	1446.5	0.2

Lab Id: **CCV** Measure Date: **8/2/2017 6:53:16 PM**

Client Id:

Matrix	Weight	Volume	Pct Solid	Dilution	Factor	Units
	1	1	100	1	1.000	ppm

	Ag	Al	As	B	Ba	Be	Ca
Conc Mean	0.2428	1.013	1.024	1.010	1.019	1.022	1.023
Std Dev	0.3000	0.9000	1.600	0.3000	0.4000	0.6000	0.7000
RSD %	123.6	88.8	156.3	29.7	39.3	58.7	68.4

	Cd	Co	Cr	Cu	Fe	K	Mg
Conc Mean	1.020	1.031	1.030	1.018	1.050	5.039	1.024
Std Dev	1.000	0.5000	0.3000	0.8000	0.5000	0.6000	0.7000
RSD %	98	48.5	29.1	78.6	47.6	11.9	68.4

	Mn	Mo	Na	Ni	Pb	Sb	Se
Conc Mean	1.021	1.022	4.886	1.041	1.000	1.055	1.013
Std Dev	0.9000	1.800	0.7000	0.2000	0.6000	3.700	0.6000
RSD %	88.1	176.1	14.3	19.2	60	350.7	59.2

	Sn	Ti	Tl	U	V	W	Zn
Conc Mean	1.030	1.023	1.041		1.033	0.0013	1.022
Std Dev	1.300	0.9000	0.3000		0.9000	4.500	0.5000
RSD %	126.2	88	28.8		87.1	346153.8	48.9

Lab Id: **CCB** Measure Date: **8/2/2017 6:56:14 PM**

Client Id:

Matrix	Weight	Volume	Pct Solid	Dilution	Factor	Units
	1	1	100	1	1.000	ppm

	Ag	Al	As	B	Ba	Be	Ca
Conc Mean	-0.0001	# 0.0015	> 0.0054	0.0021	0.0002	0.0002	-0.0014
Std Dev	35.40	19.90	34.50	58.40	26.90	26.50	10.90
RSD %	35400000	1326666.7	638888.9	2780952.4	13450000	13250000	778571.4

	Cd	Co	Cr	Cu	Fe	K	Mg
Conc Mean	0.0002	0.0000	0	0.0001	0.0046	0.0200	-0.0001
Std Dev	86.10	942.9	4950	11.10	19.40	3.200	67.80
RSD %	43050000			11100000	421739.1	16000	67800000

	Mn	Mo	Na	Ni	Pb	Sb	Se
Conc Mean	0.0002	> 0.0312	0.0636	0.0006	-0.0019	> 0.0079	> 0.0270
Std Dev	26.10	49.70	2.900	36.60	142.1	13.30	32.40
RSD %	13050000	159294.9	4559.7	6100000	7478947.4	168354.4	120000

	Sn	Ti	Tl	U	V	W	Zn
Conc Mean	0.0074	0.0018	-0.0050		-0.0002	# 0.0005	-0.0002
Std Dev	58.40	22.60	5.600		103.0	4.700	19.90
RSD %	789189.2	1255555.6	112000		51500000	940000	9950000

Lab Id: **BY76292** Measure Date: **8/2/2017 6:59:10 PM**

Client Id: **G CREEK STG BLD**

Matrix	Weight	Volume	Pct Solid	Dilution	Factor	Units
396018-SS-S20	0.71	50	56	1	125.8	ppm

	Ag	Al	As	B	Ba	Be	Ca
Conc Mean	0.4903	> 4542	10.74	6.135	435.3	0.1589	> 31940
Std Dev	1.400	0.3000	3.400	2.600	0.4000	2.200	1.000
RSD %	285.5	0	31.7	42.4	0.1	1384.5	0

	Cd	Co	Cr	Cu	Fe	K	Mg
Conc Mean	1.892	4.796	> 359.5	137.2	> 23810	469.2	2556
Std Dev	2.100	0.1000	0.5000	0.3000	0.3000	0.1000	0.5000
RSD %	111	2.1	0.1	0.2	0	0	0

	Mn	Mo	Na	Ni	Pb	Sb	Se
Conc Mean	> 354.2	98.10	184.9	13.35	> 298.4	~~11.38~~	# -5.669
Std Dev	0.6000	1.000	0.5000	0.1000	0.4000	9.100	6.500
RSD %	0.2	1	0.3	0.7	0.1	80	114.7

	Sn	Ti	Tl	U	V	W	Zn
Conc Mean	19.84	164.5	# -1.631		26.30	0.6786	> 571.5
Std Dev	0.8000	0.3000	25.00		0.5000	3.900	0.3000
RSD %	4	0.2	1532.8		1.9	574.7	0.1

ND based on scan

Lab Id: **BY76292 - DUP** Measure Date: **8/2/2017 7:02:07 PM**

Client Id: **G CREEK STG BLD - DUP**

Matrix	Weight	Volume	Pct Solid	Dilution	Factor	Units
396018-SQ-DUP	0.83	50	56	1	107.6	ppm

	Ag	Al	As	B	Ba	Be	Ca
Conc Mean	-0.1310	> 5630	25.06	8.201	328.7	0.1696	> 23310
Std Dev	27.00	0.7000	0.6000	1.100	0.6000	1.300	1.800
RSD %	20610.7	0	2.4	13.4	0.2	766.5	0

	Cd	Co	Cr	Cu	Fe	K	Mg
Conc Mean	13.11	16.89	> 553.5	> 285.9	> 247600	504.2	3245
Std Dev	3.600	1.200	0.7000	0.6000	0.6000	0.2000	0.8000
RSD %	27.5	7.1	0.1	0.2	0	0	0

	Mn	Mo	Na	Ni	Pb	Sb	Se
Conc Mean	> 1820	121.0	221.9	50.26	197.4	6.736	# -85.89
Std Dev	0.6000	1.200	0.3000	0.6000	0.7000	9.100	2.700
RSD %	0	1	0.1	1.2	0.4	135.1	3.1

	Sn	Ti	Tl	U	V	W	Zn
Conc Mean	33.29	118.4	# -11.36		22.52	0.6172	> 555.2
Std Dev	1.000	1.000	1.000		1.400	9.000	0.6000
RSD %	3	0.8	8.8		6.2	1458.2	0.1

Lab Id: **BY76292 - MS** Measure Date: **8/2/2017 7:05:03 PM**

Client Id: **G CREEK STG BLD - MS**

Matrix	Weight	Volume	Pct Solid	Dilution	Factor	Units
396018-SQ-MSX	0.76	50	56	1	117.5	ppm

	Ag	Al	As	B	Ba	Be	Ca
Conc Mean	55.06	> 10920	> 442.8	231.0	795.9	226.0	> 35130
Std Dev	0.1000	0.3000	0.3000	0.2000	0.1000	0.3000	2.800
RSD %	0.2	0	0.1	0.1	0	0.1	0

	Cd	Co	Cr	Cu	Fe	K	Mg
Conc Mean	209.9	229.0	> 1091	> 1260	> 54370	2425	4778
Std Dev	0.2000	0.2000	0.6000	0.2000	1.000	0.3000	0.2000
RSD %	0.1	0.1	0.1	0	0	0	0

	Mn	Mo	Na	Ni	Pb	Sb	Se
Conc Mean	> 828.6	> 286.1	725.9	> 244.3	> 958.5	> 469.7	166.0
Std Dev	0.4000	0.7000	0.3000	0.7000	0.5000	1.400	1.100
RSD %	0	0.2	0	0.3	0.1	0.3	0.7

	Sn	Ti	Tl	U	V	W	Zn
Conc Mean	> 1259	> 432.0	> 1079		> 255.4	1.107	> 1121
Std Dev	0.5000	0.2000	0.2000		0.2000	4.100	0.4000
RSD %	0	0	0		0.1	370.4	0

Lab Id: **BY76292 - DIL** Measure Date: **8/2/2017 7:07:58 PM**

Client Id: **G CREEK STG BLD - DIL**

Matrix	Weight	Volume	Pct Solid	Dilution	Factor	Units
396018-SQ-DIL	0.71	50	56	5	628.8	ppm

	Ag	Al	As	B	Ba	Be	Ca
Conc Mean	0.5860	4074	20.12	7.555	473.8	0.3344	29460
Std Dev	6.700	0.4000	20.60	14.90	0.1000	10.60	1.700
RSD %	1143.3	0	102.4	197.2	0	3169.9	0

	Cd	Co	Cr	Cu	Fe	K	Mg
Conc Mean	2.053	4.831	348.4	126.1	23360	435.6	2604
Std Dev	3.500	4.200	0.7000	0.5000	1.100	0	0.7000
RSD %	170.5	86.9	0.2	0.4	0	0	0

	Mn	Mo	Na	Ni	Pb	Sb	Se
Conc Mean	343.8	98.55	185.9	13.37	294.0	17.41	5.404
Std Dev	0.2000	1.400	0.3000	1.200	0.5000	3.400	100.4
RSD %	0.1	1.4	0.2	9	0.2	19.5	1857.9

	Sn	Ti	Tl	U	V	W	Zn
Conc Mean	20.00	159.5	1.556		25.74	0.8749	558.9
Std Dev	3.400	0.8000	75.30		1.000	7.300	0.8000
RSD %	17	0.5	4839.3		3.9	834.4	0.1

Lab Id: **BY76292 - PS** Measure Date: **8/2/2017 7:10:54 PM**

Client Id: **G CREEK STG BLD - PS**

Matrix	Weight	Volume	Pct Solid	Dilution	Factor	Units
396018-SQ-PSX	0.71	50	56	1	125.8	ppm

	Ag	Al	As	B	Ba	Be	Ca
Conc Mean	60.30	> 4614	> 490.4	> 254.5	614.0	250.2	> 29630
Std Dev	0.2000	0.3000	0.7000	0.6000	0.2000	0.3000	2.300
RSD %	0.3	0	0.1	0.2	0	0.1	0

	Cd	Co	Cr	Cu	Fe	K	Mg
Conc Mean	233.7	247.6	> 586.5	> 397.5	> 22520	1802	2636
Std Dev	0.1000	0.3000	0.1000	0.2000	0.5000	0.5000	0.2000
RSD %	0	0.1	0	0.1	0	0	0

	Mn	Mo	Na	Ni	Pb	Sb	Se
Conc Mean	> 576.9	> 344.9	465.9	> 251.1	> 768.1	> 510.3	206.6
Std Dev	0.2000	1.300	0.5000	0.4000	0.5000	2.400	0.5000
RSD %	0	0.4	0.1	0.2	0.1	0.5	0.2

	Sn	Ti	Tl	U	V	W	Zn
Conc Mean	> 1307	> 408.3	> 1222		> 273.6	0.8507	> 786.7
Std Dev	0.4000	0.4000	0.6000		0.3000	5.000	0.1000
RSD %	0	0.1	0		0.1	587.8	0

Lab Id: **CCV** Measure Date: **8/2/2017 7:28:35 PM**

Client Id:

Matrix	Weight	Volume	Pct Solid	Dilution	Factor	Units
	1	1	100	1	1.000	ppm

	Ag	Al	As	B	Ba	Be	Ca
Conc Mean	0.2417	1.030	1.017	1.002	1.020	1.010	> 1.115
Std Dev	0.6000	1.600	0.1000	0.7000	0.4000	0.2000	7.200
RSD %	248.2	155.3	9.8	69.9	39.2	19.8	645.7

	Cd	Co	Cr	Cu	Fe	K	Mg
Conc Mean	1.003	1.015	1.021	1.023	1.079	5.197	1.027
Std Dev	0.2000	0.4000	0.7000	0.6000	1.200	0.6000	0.8000
RSD %	19.9	39.4	68.6	58.7	111.2	11.5	77.9

	Mn	Mo	Na	Ni	Pb	Sb	Se
Conc Mean	1.013	1.009	5.037	1.030	0.9935	1.057	1.003
Std Dev	0.6000	2.600	1.200	0.6000	0.7000	0.9000	0.7000
RSD %	59.2	257.7	23.8	58.3	70.5	85.1	69.8

	Sn	Ti	Tl	U	V	W	Zn
Conc Mean	1.017	1.031	1.025		1.019	0.0014	1.015
Std Dev	0.3000	0.4000	0.7000		0.6000	5.600	0.5000
RSD %	29.5	38.8	68.3		58.9	400000	49.3

Lab Id: **CCB** Measure Date: **8/2/2017 7:31:32 PM**

Client Id:

Matrix	Weight	Volume	Pct Solid	Dilution	Factor	Units
	1	1	100	1	1.000	ppm

	Ag	Al	As	B	Ba	Be	Ca
Conc Mean	0.0001	0.0043	> 0.0079	0.0027	0.0003	0.0002	> 0.0155
Std Dev	29.30	5.100	52.10	35.60	23.70	30.80	34.20
RSD %	29300000	118604.7	659493.7	1318518.5	7900000	15400000	220645.2

	Cd	Co	Cr	Cu	Fe	K	Mg
Conc Mean	0.0002	0.0001	0.0003	> 0.0019	> 0.0157	0.0186	0.0009
Std Dev	37.30	246.3	125.7	20.80	1.400	2.900	38.20
RSD %	18650000	246300000	41900000	1094736.8	8917.2	15591.4	4244444.4

	Mn	Mo	Na	Ni	Pb	Sb	Se
Conc Mean	0.0003	> 0.0304	0.0542	0.0004	-0.0016	> 0.0052	> 0.0249
Std Dev	17.50	47.00	2.400	51.20	11.40	106.3	25.00
RSD %	5833333.3	154605.3	4428	12800000	712500	2044230.8	100401.6

	Sn	Ti	Tl	U	V	W	Zn
Conc Mean	0.0071	0.0047	-0.0030		-0.0001	# 0.0005	0.0002
Std Dev	63.90	16.90	39.90		135.8	26.20	32.30
RSD %	900000	359574.5	1330000		135800000	5240000	16150000

Lab Id: **CRDL** Measure Date: **8/2/2017 8:24:32 PM**

Client Id:

Matrix	Weight	Volume	Pct Solid	Dilution	Factor	Units
WM	1	1	100	1	1.000	ppm

	Ag	Al	As	B	Ba	Be	Ca
Conc Mean	0.0045	0.0533	0.0184	0.0495	0.0101	0.0049	0.0729
Std Dev	2.200	0.6000	13.80	1.300	0.2000	0.4000	3.600
RSD %	48888.9	1125.7	75000	2626.3	1980.2	8163.3	4938.3

	Cd	Co	Cr	Cu	Fe	K	Mg
Conc Mean	0.0051	0.0049	0.0050	0.0052	0.0343	0.5037	0.0515
Std Dev	1.100	8.100	2.100	3.000	1.200	0.4000	1.000
RSD %	21568.6	165306.1	42000	57692.3	3498.5	79.4	1941.7

	Mn	Mo	Na	Ni	Pb	Sb	Se
Conc Mean	0.0055	0.0464	0.5079	0.0055	0.0121	0.0218	0.0538
Std Dev	0.8000	2.900	0.5000	1.100	8.500	11.40	0.3000
RSD %	14545.5	6250	98.4	20000	70247.9	52293.6	557.6

	Sn	Ti	Tl	U	V	W	Zn
Conc Mean	0.0998	0.0505	0.0153		0.0097	# 0.0005	0.0117
Std Dev	0.3000	1.100	9.500		4.600	10.20	0.1000
RSD %	300.6	2178.2	62091.5		47422.7	2040000	854.7

Lab Id: **ICSA** Measure Date: **8/2/2017 8:27:28 PM**

Client Id:

Matrix	Weight	Volume	Pct Solid	Dilution	Factor	Units
WM	1	1	100	1	1.000	ppm

	Ag	Al	As	B	Ba	Be	Ca
Conc Mean	-0.0001	29.74	-0.0007	-0.0008	0.0005	0.0001	99.60
Std Dev	137.3	0.3000	175.6	80.40	9.600	6.900	2.800
RSD %	137300000	1	25085714.3	10050000	1920000	6900000	2.8

	Cd	Co	Cr	Cu	Fe	K	Mg
Conc Mean	0.0037	0.0007	# -0.0025	0.0006	97.25	0.0162	62.96
Std Dev	4.400	25.30	11.90	28.80	1.300	1.100	0.4000
RSD %	118918.9	3614285.7	476000	4800000	1.3	6790.1	0.6

	Mn	Mo	Na	Ni	Pb	Sb	Se
Conc Mean	0.0013	-0.0036	28.89	0.0005	0.0042	-0.0077	-0.0246
Std Dev	6.000	45.50	0.1000	35.20	29.00	29.50	7.500
RSD %	461538.5	1263888.9	0.3	7040000	690476.2	383116.9	30487.8

	Sn	Ti	Tl	U	V	W	Zn
Conc Mean	-0.0029	0.0020	-0.0098		-0.0006	# 0.0005	0.0180
Std Dev	47.70	22.70	16.50		24.90	16.00	1.600
RSD %	1644827.6	1135000	168367.3		4150000	3200000	8888.9

Lab Id: **ICSAB** Measure Date: **8/2/2017 8:30:25 PM**

Client Id:

Matrix	Weight	Volume	Pct Solid	Dilution	Factor	Units
WM	1	1	100	1	1.000	ppm

	Ag	Al	As	B	Ba	Be	Ca
Conc Mean	0.2755	> 30.39	1.004	0.5030	0.3031	0.0973	101.4
Std Dev	3.000	0.2000	0.7000	0.2000	0.4000	0.5000	2.100
RSD %	1088.9	0.7	69.7	39.8	132	513.9	2.1

	Cd	Co	Cr	Cu	Fe	K	Mg
Conc Mean	0.2883	0.2977	0.2913	0.3105	99.00	22.02	64.13
Std Dev	0.1000	0.6000	0.9000	0.2000	0.7000	0.1000	0.2000
RSD %	34.7	201.5	309	64.4	0.7	0.5	0.3

	Mn	Mo	Na	Ni	Pb	Sb	Se
Conc Mean	0.1971	0.2876	29.46	0.2924	0.9934	1.045	0.4727
Std Dev	0.3000	3.700	0.5000	0.2000	0.2000	1.800	1.300
RSD %	152.2	1286.5	1.7	68.4	20.1	172.2	275

	Sn	Ti	Tl	U	V	W	Zn
Conc Mean	-0.0031	0.9956	1.002		0.2948	# 0.0008	0.3143
Std Dev	19.10	0.3000	0.1000		0.2000	17.90	0.6000
RSD %	616129	30.1	10		67.8	2237500	190.9

Lab Id: **ICV** Measure Date: **8/3/2017 6:55:14 AM**

Client Id:

Matrix	Weight	Volume	Pct Solid	Dilution	Factor	Units
						ppm

	Ag	Al	As	B	Ba	Be	Ca
Conc Mean	0.2447	0.9684	0.9997	0.9843	0.9876	1.002	0.9959
Std Dev	0.3000	0.4000	0.4000	0.1000	0.2000	0.2000	0.3000
RSD %	122.6	41.3	40	10.2	20.3	20	30.1

	Cd	Co	Cr	Cu	Fe	K	Mg
Conc Mean	1.017	1.005	0.9977	0.9830	1.010	4.972	0.9955
Std Dev	0.4000	0.6000	0.4000	0.3000	0.4000	0.4000	0.8000
RSD %	39.3	59.7	40.1	30.5	39.6	8	80.4

	Mn	Mo	Na	Ni	Pb	Sb	Se
Conc Mean	0.9909	0.9799	4.913	1.001	1.011	1.029	0.9875
Std Dev	0.7000	1.700	0.4000	0.2000	0.4000	1.100	1.100
RSD %	70.6	173.5	8.1	20	39.6	106.9	111.4

	Sn	Ti	Tl	U	V	W	Zn
Conc Mean	1.039	0.9888	1.016		0.9871	0.0015	0.9862
Std Dev	0.5000	0.3000	0.7000		0.5000	13.60	0.7000
RSD %	48.1	30.3	68.9		50.7	906666.7	71

Lab Id: **ICB** Measure Date: **8/3/2017 7:44:51 AM**

Client Id:

Matrix	Weight	Volume	Pct Solid	Dilution	Factor	Units
	1	1	100	1	1.000	ppm

	Ag	Al	As	B	Ba	Be	Ca
Conc Mean	0.0000	# 0.0014	-0.0013	-0.0003	-0.0002	-0.0003	-0.0003
Std Dev	156.3	22.80	61.20	238.2	15.80	19.00	51.60
RSD %		1628571.4	4707692.3	79400000	7900000	6333333.3	17200000

	Cd	Co	Cr	Cu	Fe	K	Mg
Conc Mean	-0.0007	-0.0006	-0.0004	-0.0001	-0.0009	-0.0012	-0.0004
Std Dev	4.200	72.30	85.20	318.9	4.600	32.50	0.5000
RSD %	600000	12050000	21300000	318900000	511111.1	2708333.3	125000

	Mn	Mo	Na	Ni	Pb	Sb	Se
Conc Mean	-0.0002	0.0004	0.0079	0.0004	0.0014	-0.0054	-0.0023
Std Dev	15.20	275.6	1.500	10.10	240.9	61.70	121.5
RSD %	7600000	68900000	18987.3	2525000	17207142.9	1142592.6	5282608.7

	Sn	Ti	Tl	U	V	W	Zn
Conc Mean	0.0023	-0.0002	0.0004		-0.0002	# 0.0007	0.0004
Std Dev	97.70	43.50	532.2		71.60	19.60	8.800
RSD %	4247826.1	21750000	133050000		35800000	2800000	2200000

Lab Id: **I-CRDL** Measure Date: **8/3/2017 9:20:18 AM**

Client Id:

Matrix	Weight	Volume	Pct Solid	Dilution	Factor	Units
WM	1	1	100	1	1.000	ppm

	Ag	Al	As	B	Ba	Be	Ca
Conc Mean	0.0048	0.0660	0.0166	0.0529	0.0098	0.0046	0.1797
Std Dev	0.4000	0.6000	18.00	1.600	0.1000	2.100	0.2000
RSD %	8333.3	909.1	108433.7	3024.6	1020.4	45652.2	111.3

	Cd	Co	Cr	Cu	Fe	K	Mg
Conc Mean	0.0045	0.0046	0.0048	0.0058	0.0259	0.5088	0.0519
Std Dev	2.600	4.200	6.100	1.800	0.8000	0.2000	1.000
RSD %	57777.8	91304.3	127083.3	31034.5	3088.8	39.3	1926.8

	Mn	Mo	Na	Ni	Pb	Sb	Se
Conc Mean	0.0057	0.0470	0.5070	0.0058	0.0115	0.0183	0.0443
Std Dev	1.900	5.100	0.3000	6.500	11.00	21.50	1.000
RSD %	33333.3	10851.1	59.2	112069	95652.2	117486.3	2257.3

	Sn	Ti	Tl	U	V	W	Zn
Conc Mean	0.1028	0.0483	0.0183		0.0099	0.0008	0.0238
Std Dev	1.000	0.6000	18.50		3.100	26.20	0.9000
RSD %	972.8	1242.2	101092.9		31313.1	3275000	3781.5

Lab Id: **I-ICSA** Measure Date: **8/3/2017 9:29:10 AM**

Client Id:

Matrix	Weight	Volume	Pct Solid	Dilution	Factor	Units
WM	1	1	100	1	1.000	ppm

	Ag	Al	As	B	Ba	Be	Ca
Conc Mean	-0.0001	29.77	0.0014	0.0007	0.0001	-0.0002	137.7
Std Dev	76.00	0.1000	105.2	66.30	3.600	33.30	2.200
RSD %	76000000	0.3	7514285.7	9471428.6	3600000	16650000	1.6

	Cd	Co	Cr	Cu	Fe	K	Mg
Conc Mean	0.0040	0.0004	# -0.0031	0.0004	120.4	0.0101	73.74
Std Dev	3.500	17.80	3.100	35.00	0.8000	4.100	0.3000
RSD %	87500	4450000	100000	8750000	0.7	40594.1	0.4

	Mn	Mo	Na	Ni	Pb	Sb	Se
Conc Mean	0.0010	0.0061	25.84	0.0003	0.0034	-0.0069	# -0.0256
Std Dev	7.500	82.50	0.8000	107.5	49.30	68.30	5.700
RSD %	750000	1352459	3.1	35833333.3	1450000	989855.1	22265.6

	Sn	Ti	Tl	U	V	W	Zn
Conc Mean	0.0031	0.0004	-0.0067		-0.0006	# 0.0007	0.0194
Std Dev	30.50	85.80	23.20		30.70	25.40	1.300
RSD %	983871	21450000	346268.7		5116666.7	3628571.4	6701

Lab Id: **I-ICSAB** Measure Date: **8/3/2017 9:32:06 AM**

Client Id:

Matrix	Weight	Volume	Pct Solid	Dilution	Factor	Units
WM	1	1	100	1	1.000	ppm

	Ag	Al	As	B	Ba	Be	Ca
Conc Mean	0.2857	29.92	0.9922	0.5069	0.3038	0.0989	139.1
Std Dev	5.100	0.2000	1.100	1.200	0.3000	0.2000	2.400
RSD %	1785.1	0.7	110.9	236.7	98.7	202.2	1.7

	Cd	Co	Cr	Cu	Fe	K	Mg
Conc Mean	0.2926	0.3045	0.2934	0.3103	120.8	22.51	73.92
Std Dev	0.4000	0.9000	1.300	0.5000	0.9000	1.400	0.3000
RSD %	136.7	295.6	443.1	161.1	0.7	6.2	0.4

	Mn	Mo	Na	Ni	Pb	Sb	Se
Conc Mean	0.1985	0.2896	25.72	0.2914	1.040	1.030	0.4659
Std Dev	0.8000	3.100	1.500	0.7000	0.7000	1.900	1.500
RSD %	403	1070.4	5.8	240.2	67.3	184.5	322

	Sn	Ti	Tl	U	V	W	Zn
Conc Mean	-0.0013	1.007	1.041		0.2957	# 0.0008	0.3139
Std Dev	233.0	0.3000	0.2000		0.5000	17.00	0.9000
RSD %	17923076.9	29.8	19.2		169.1	2125000	286.7

Lab Id: **CCV** Measure Date: **8/3/2017 12:13:38 PM**

Client Id:

Matrix	Weight	Volume	Pct Solid	Dilution	Factor	Units
	1	1	100	1	1.000	ppm

	Ag	Al	As	B	Ba	Be	Ca
Conc Mean	0.2425	0.9847	0.9696	0.9749	0.9924	0.9790	0.9766
Std Dev	0.4000	0.1000	0.6000	0.4000	0.1000	0.1000	0.2000
RSD %	164.9	10.2	61.9	41	10.1	10.2	20.5

	Cd	Co	Cr	Cu	Fe	K	Mg
Conc Mean	0.9795	0.9883	0.9722	0.9891	1.000	5.353	0.9714
Std Dev	0.1000	0.3000	0.4000	0.1000	0.1000	0.6000	0.6000
RSD %	10.2	30.4	41.1	10.1	10	11.2	61.8

	Mn	Mo	Na	Ni	Pb	Sb	Se
Conc Mean	0.9732	0.9819	5.197	0.9794	0.9984	1.011	0.9711
Std Dev	0.1000	1.500	0.6000	0.2000	0.1000	1.800	1.000
RSD %	10.3	152.8	11.5	20.4	10	178	103

	Sn	Ti	Tl	U	V	W	Zn
Conc Mean	1.021	0.9892	1.006		0.9819	0.0015	0.9719
Std Dev	0.7000	0.3000	0.5000		0.4000	14.10	0.2000
RSD %	68.6	30.3	49.7		40.7	940000	20.6

Lab Id: **CCB** Measure Date: **8/3/2017 12:16:37 PM**

Client Id:

Matrix	Weight	Volume	Pct Solid	Dilution	Factor	Units
	1	1	100	1	1.000	ppm

	Ag	Al	As	B	Ba	Be	Ca
Conc Mean	0.0001	# 0.0025	> 0.0065	0.0009	-0.0002	-0.0003	0.0023
Std Dev	58.80	17.10	42.40	65.20	12.50	16.50	2.600
RSD %	58800000	684000	652307.7	7244444.4	6250000	5500000	113043.5

	Cd	Co	Cr	Cu	Fe	K	Mg
Conc Mean	-0.0007	-0.0004	-0.0003	0.0004	> 0.0076	0.0916	0.0006
Std Dev	29.30	107.5	124.4	52.80	16.30	7.900	9.600
RSD %	4185714.3	26875000	41466666.7	13200000	214473.7	8624.5	1600000

	Mn	Mo	Na	Ni	Pb	Sb	Se
Conc Mean	0.0000	> 0.0356	0.0321	0.0005	0.0018	> 0.0067	> 0.0187
Std Dev	900.0	46.60	5.100	35.90	180.2	31.30	54.70
RSD %		130898.9	15887.9	7180000	10011111.1	467164.2	292513.4

	Sn	Ti	Tl	U	V	W	Zn
Conc Mean	0.0101	0.0030	0.0003		0.0000	# 0.0006	0.0005
Std Dev	29.50	34.80	347.3		8867	17.40	30.10
RSD %	292079.2	1160000	115766666.7			2900000	6020000

Lab Id: **BY76292 - BLK** Measure Date: **8/3/2017 12:52:00 PM**

Client Id: **G CREEK STG BLD - BLK**

Matrix	Weight	Volume	Pct Solid	Dilution	Factor	Units
396018-SQ-BLK	0.8	50	100	1	62.50	ppm

	Ag	Al	As	B	Ba	Be	Ca
Conc Mean	-0.0016	0.2188	-0.1082	0.0575	-0.0124	-0.0195	-0.0482
Std Dev	309.3	6.700	80.70	19.70	7.800	12.50	15.20
RSD %	19331250	3062.2	74584.1	34260.9	62903.2	64102.6	31535.3

	Cd	Co	Cr	Cu	Fe	K	Mg
Conc Mean	-0.0324	-0.0223	-0.0263	0.0399	1.457	3.791	0.1520
Std Dev	19.10	69.20	31.00	11.40	3.100	6.800	6.600
RSD %	58950.6	310313.9	117870.7	28571.4	212.8	179.4	4342.1

	Mn	Mo	Na	Ni	Pb	Sb	Se
Conc Mean	0.0200	-0.0023	1.390	0.0114	0.2447	-0.4763	-0.1850
Std Dev	20.30	4106	2.800	111.9	5.300	57.20	36.60
RSD %	101500	178521739.1	201.4	981578.9	2165.9	12009.2	19783.8

	Sn	Ti	Tl	U	V	W	Zn
Conc Mean	-0.1302	0.2001	-0.2066		-0.0330	0.0594	-0.0410
Std Dev	44.90	22.40	79.70		65.60	5.500	10.30
RSD %	34485.4	11194.4	38577		198787.9	9259.3	25122

Lab Id: **BY76292 - LCS** Measure Date: **8/3/2017 12:54:57 PM**

Client Id: **G CREEK STG BLD - LCS**

Matrix	Weight	Volume	Pct Solid	Dilution	Factor	Units
396018-SQ-SPK	0.289	50	100	1	173.0	ppm

	Ag	Al	As	B	Ba	Be	Ca
Conc Mean	47.27	> 8613	88.90	124.7	320.5	103.8	5458
Std Dev	1.000	0.6000	0.5000	1.300	0.6000	0.7000	0.9000
RSD %	2.1	0	0.6	1	0.2	0.7	0

	Cd	Co	Cr	Cu	Fe	K	Mg
Conc Mean	79.30	111.7	111.6	117.1	15660	2552	2690
Std Dev	0.9000	1.100	0.8000	0.6000	0.7000	0.1000	0.7000
RSD %	1.1	1	0.7	0.5	0	0	0

	Mn	Mo	Na	Ni	Pb	Sb	Se
Conc Mean	> 411.5	105.3	429.5	166.4	94.17	120.2	129.1
Std Dev	0.8000	0.6000	0.2000	1.100	1.500	1.100	0.2000
RSD %	0.2	0.6	0	0.7	1.6	0.9	0.2

	Sn	Ti	Tl	U	V	W	Zn
Conc Mean	113.6	> 447.0	129.7		109.0	0.4321	219.5
Std Dev	1.300	0.9000	1.200		0.8000	13.10	0.8000
RSD %	1.1	0.2	0.9		0.7	3031.7	0.4

Lab Id: **BY76292** Measure Date: **8/3/2017 12:57:54 PM**

Client Id: **G CREEK STG BLD**

Matrix	Weight	Volume	Pct Solid	Dilution	Factor	Units
396018-SS-S20	0.71	50	56	10	1258	ppm

	Ag	Al	As	B	Ba	Be	Ca
Conc Mean	0.7121	4008	13.55	6.201	474.5	-0.2462	38140
Std Dev	5.000	0.2000	32.90	11.20	0.2000	14.40	1.500
RSD %	702.1	0	242.8	180.6	0	5848.9	0

	Cd	Co	Cr	Cu	Fe	K	Mg
Conc Mean	1.275	3.923	337.8	124.2	27240	542.1	2800
Std Dev	14.20	6.600	0.5000	0.6000	0.8000	2.600	0.2000
RSD %	1113.7	168.2	0.1	0.5	0	0.5	0

	Mn	Mo	Na	Ni	Pb	Sb	Se
Conc Mean	341.3	92.42	186.6	13.88	296.7	2.813	0.2888
Std Dev	0.3000	1.700	0.7000	3.300	0.7000	186.8	1607
RSD %	0.1	1.8	0.4	23.8	0.2	6640.6	556440.4

	Sn	Ti	Tl	U	V	W	Zn
Conc Mean	18.84	158.7	-0.5540		24.98	1.437	556.9
Std Dev	11.30	0	338.2		1.300	33.50	0.4000
RSD %	60	0	61046.9		5.2	2331.2	0.1

Lab Id: **BY76292 - DUP** Measure Date: **8/3/2017 1:00:50 PM**

Client Id: **G CREEK STG BLD - DUP**

Matrix	Weight	Volume	Pct Solid	Dilution	Factor	Units
396018-SQ-DUP	0.83	50	56	10	1076	ppm

	Ag	Al	As	B	Ba	Be	Ca
Conc Mean	0.1079	5089	29.21	7.845	393.2	-0.1587	32250
Std Dev	144.5	0.4000	7.600	3.100	0.3000	19.90	0.9000
RSD %	133920.3	0	26	39.5	0.1	12539.4	0

	Cd	Co	Cr	Cu	Fe	K	Mg
Conc Mean	15.73	18.08	569.6	266.7	> 320900	574.8	4143
Std Dev	3.500	1.100	0.4000	0.5000	0.4000	1.000	0.5000
RSD %	22.3	6.1	0.1	0.2	0	0.2	0

	Mn	Mo	Na	Ni	Pb	Sb	Se
Conc Mean	1929	120.3	238.3	55.90	230.0	-9.913	# -76.01
Std Dev	0.4000	0.7000	0.5000	1.500	0.9000	8.500	3.300
RSD %	0	0.6	0.2	2.7	0.4	85.7	4.3

	Sn	Ti	Tl	U	V	W	Zn
Conc Mean	35.90	123.1	# -13.55		23.20	1.336	599.8
Std Dev	3.000	0.8000	28.60		1.100	13.80	0.2000
RSD %	8.4	0.6	211.1		4.7	1032.9	0

Lab Id: **BY76292 - MS** Measure Date: **8/3/2017 1:03:48 PM**

Client Id: **G CREEK STG BLD - MS**

Matrix	Weight	Volume	Pct Solid	Dilution	Factor	Units
396018-SQ-MSX	0.76	50	56	10	1175	ppm

	Ag	Al	As	B	Ba	Be	Ca
Conc Mean	53.12	9296	438.8	223.3	896.6	213.0	44090
Std Dev	0.3000	0.3000	1.000	0.6000	0.3000	0.2000	3.000
RSD %	0.6	0	0.2	0.3	0	0.1	0

	Cd	Co	Cr	Cu	Fe	K	Mg
Conc Mean	205.4	224.1	1025	1108	63310	2391	5280
Std Dev	0.6000	0.8000	0.9000	0.5000	1.300	0.7000	0.7000
RSD %	0.3	0.4	0.1	0	0	0	0

	Mn	Mo	Na	Ni	Pb	Sb	Se
Conc Mean	794.2	265.3	655.4	238.2	954.7	455.6	191.5
Std Dev	0.4000	0.4000	0.6000	1.900	0.4000	0.3000	1.600
RSD %	0.1	0.2	0.1	0.8	0	0.1	0.8

	Sn	Ti	Tl	U	V	W	Zn
Conc Mean	1217	410.7	1073		235.1	1.588	1092
Std Dev	0.3000	0.5000	0.7000		1.000	9.600	0.3000
RSD %	0	0.1	0.1		0.4	604.5	0

Lab Id: **CCV** Measure Date: **8/3/2017 1:12:39 PM**

Client Id:

Matrix	Weight	Volume	Pct Solid	Dilution	Factor	Units
	1	1	100	1	1.000	ppm

	Ag	Al	As	B	Ba	Be	Ca
Conc Mean	0.2434	0.9971	0.9735	0.9817	1.002	0.9813	0.9764
Std Dev	0.4000	0.6000	0.8000	0.3000	0.3000	0.5000	0.2000
RSD %	164.3	60.2	82.2	30.6	29.9	51	20.5

	Cd	Co	Cr	Cu	Fe	K	Mg
Conc Mean	0.9786	0.9910	0.9747	0.9971	1.035	5.335	0.9745
Std Dev	0.3000	0.1000	0.1000	0.4000	0.8000	1.100	0.7000
RSD %	30.7	10.1	10.3	40.1	77.3	20.6	71.8

	Mn	Mo	Na	Ni	Pb	Sb	Se
Conc Mean	0.9745	0.9651	5.256	0.9822	1.009	0.9949	0.9732
Std Dev	0.5000	1.700	0.9000	0.4000	0.2000	1.700	1.500
RSD %	51.3	176.1	17.1	40.7	19.8	170.9	154.1

	Sn	Ti	Tl	U	V	W	Zn
Conc Mean	1.016	0.9950	1.015		0.9848	0.0015	0.9696
Std Dev	0.6000	0.3000	0.1000		0.2000	9.600	0.5000
RSD %	59.1	30.2	9.9		20.3	640000	51.6

Lab Id: **CCB** Measure Date: **8/3/2017 1:15:38 PM**

Client Id:

Matrix	Weight	Volume	Pct Solid	Dilution	Factor	Units
	1	1	100	1	1.000	ppm

	Ag	Al	As	B	Ba	Be	Ca
Conc Mean	0.0003	# 0.0019	> 0.0049	0.0007	-0.0001	-0.0002	-0.0002
Std Dev	20.60	27.30	110.4	31.40	11.00	18.20	42.60
RSD %	6866666.7	1436842.1	2253061.2	4485714.3	11000000	9100000	21300000

	Cd	Co	Cr	Cu	Fe	K	Mg
Conc Mean	-0.0005	-0.0003	-0.0005	0.0007	> 0.0108	0.0318	0.0002
Std Dev	41.00	127.1	26.50	5.300	23.60	8.900	29.80
RSD %	8200000	42366666.7	5300000	757142.9	218518.5	27987.4	14900000

	Mn	Mo	Na	Ni	Pb	Sb	Se
Conc Mean	0	> 0.0322	0.0208	0.0002	> 0.0022	-0.0016	> 0.0180
Std Dev	3050	44.10	5.100	114.3	37.80	321.4	45.40
RSD %		136956.5	24519.2	57150000	1718181.8	20087500	252222.2

	Sn	Ti	Tl	U	V	W	Zn
Conc Mean	0.0087	0.0026	0.0020		-0.0001	# 0.0007	-0.0001
Std Dev	66.70	34.30	52.70		433.3	26.10	140.4
RSD %	766666.7	1319230.8	2635000		433300000	3728571.4	140400000

Lab Id: **CRDL** Measure Date: **8/3/2017 1:21:33 PM**

Client Id:

Matrix	Weight	Volume	Pct Solid	Dilution	Factor	Units
WM	1	1	100	1	1.000	ppm

	Ag	Al	As	B	Ba	Be	Ca
Conc Mean	0.0048	0.0513	0.0199	0.0489	0.0097	0.0044	0.0547
Std Dev	2.200	1.500	7.800	0.7000	0.5000	1.100	0.3000
RSD %	45833.3	2924	39196	1431.5	5154.6	25000	548.4

	Cd	Co	Cr	Cu	Fe	K	Mg
Conc Mean	0.0042	0.0043	0.0046	0.0057	0.0304	0.5375	0.0504
Std Dev	2.400	6.700	2.100	3.600	5.200	0.8000	0.7000
RSD %	57142.9	155814	45652.2	63157.9	17105.3	148.8	1388.9

	Mn	Mo	Na	Ni	Pb	Sb	Se
Conc Mean	0.0049	0.0508	0.5212	0.0054	0.0128	0.0169	0.0450
Std Dev	1.300	1.400	0.6000	6.000	6.400	22.00	12.20
RSD %	26530.6	2755.9	115.1	111111.1	50000	130177.5	27111.1

	Sn	Ti	Tl	U	V	W	Zn
Conc Mean	0.0986	0.0481	0.0204		0.0100	# 0.0006	0.0104
Std Dev	2.100	0.7000	16.30		1.700	28.10	0.9000
RSD %	2129.8	1455.3	79902		17000	4683333.3	8653.8

Lab Id: **ICSA** Measure Date: **8/3/2017 1:24:29 PM**

Client Id:

Matrix	Weight	Volume	Pct Solid	Dilution	Factor	Units
WM	1	1	100	1	1.000	ppm

	Ag	Al	As	B	Ba	Be	Ca
Conc Mean	0.0000	29.83	-0.0014	0.0000	0.0001	-0.0003	133.7
Std Dev	104.8	0.4000	159.8	1113	21.70	23.10	3.100
RSD %		1.3	11414285.7		21700000	7700000	2.3

	Cd	Co	Cr	Cu	Fe	K	Mg
Conc Mean	0.0040	0.0006	# -0.0027	0.0007	117.1	0.0231	73.01
Std Dev	4.400	8.700	3.800	14.00	0.9000	3.900	0.3000
RSD %	110000	1450000	140740.7	2000000	0.8	16883.1	0.4

	Mn	Mo	Na	Ni	Pb	Sb	Se
Conc Mean	0.0010	0.0005	26.01	0.0006	0.0037	-0.0110	# -0.0287
Std Dev	5.100	527.4	1.300	56.10	50.20	16.00	3.800
RSD %	510000	105480000	5	9350000	1356756.8	145454.5	13240.4

	Sn	Ti	Tl	U	V	W	Zn
Conc Mean	-0.0004	0.0004	-0.0055		-0.0008	# 0.0004	0.0198
Std Dev	298.2	58.70	19.40		19.10	54.10	1.100
RSD %	74550000	14675000	352727.3		2387500	13525000	5555.6

Lab Id: **ICSAB** Measure Date: **8/3/2017 1:33:21 PM**

Client Id:

Matrix	Weight	Volume	Pct Solid	Dilution	Factor	Units
WM	1	1	100	1	1.000	ppm

	Ag	Al	As	B	Ba	Be	Ca
Conc Mean	0.2846	> 29.99	0.9886	0.5043	0.3022	0.0970	136.6
Std Dev	3.400	0.1000	0	0.3000	0.1000	0.2000	1.500
RSD %	1194.7	0.3	0	59.5	33.1	206.2	1.1

	Cd	Co	Cr	Cu	Fe	K	Mg
Conc Mean	0.2851	0.2994	0.2865	0.3098	118.2	22.94	73.30
Std Dev	0.4000	0.7000	0.3000	0.2000	0.4000	0.2000	0.1000
RSD %	140.3	233.8	104.7	64.6	0.3	0.9	0.1

	Mn	Mo	Na	Ni	Pb	Sb	Se
Conc Mean	0.1956	0.2953	25.86	0.2858	1.026	1.038	0.4697
Std Dev	0.3000	1.200	0.4000	0.7000	0.5000	1.400	0.6000
RSD %	153.4	406.4	1.5	244.9	48.7	134.9	127.7

	Sn	Ti	Tl	U	V	W	Zn
Conc Mean	0.0002	0.9962	1.031		0.2896	# 0.0007	0.3104
Std Dev	816.7	0.2000	0.1000		0.4000	32.40	0.1000
RSD %	408350000	20.1	9.7		138.1	4628571.4	32.2

Mercury Soil Digestion

HGSMPREP-396069 **QAQC Code** #QHG-SM **QAQC Sample #** BY76292 08/02/17 5:26 AM

Sample / C#	Acode	Dept	Initial Vol(mL)	Auto Block #	Final Vol (ml)	Cell #	Comments	Start Date	Finish Date	Initials
BY76292 **	BLK		0.65	3	40			08/02	08/02	W/W
BY76292 ** - 2	DUP		0.63	3	40			08/02	08/02	W/W
BY76292 **	LCS		0.64	3	40		1.0mL SP	08/02	08/02	W/W
BY76292 **	LCSD		0.66	3	40		1.0mL SP	08/02	08/02	W/W
BY76292 ** - 2	MS		0.69	3	40		1.0mL SP	08/02	08/02	W/W
BY75306 ** - 1	HGSMPREP	ICP12 HG	0.67	3	40			08/02	08/02	W/W
BY75515 - 1	HGSMPREP	ICP22 HG VOA	0.63	3	40			08/02	08/02	W/W
BY75636 * - 1	HGSMPREP	ICP10 HG VOA	0.65	3	40			08/02	08/02	W/W
BY75637 * - 3	HGSMPREP	ICP10 HG VOA	0.66	3	40			08/02	08/02	W/W
BY75659 - 6	HGSMPREP	ICP7 HG VOA	0.61	3	40			08/02	08/02	W/W
BY75703 ** - 1	HGSMPREP	ICP10 HG VOA	0.65	3	40			08/02	08/02	W/W
BY75714 ** - 1	HGSMPREP	ICP16 HG VOA	0.62	3	40			08/02	08/02	W/W
BY75716 ** - 2	HGSMPREP	ICP17 HG VOA	0.64	3	40			08/02	08/02	W/W
BY75781 - 2	HGSLPREP	ICP9 HG	10.00	3	40			08/02	08/02	W/W
BY75851 ** - 1	HGSMPREP	ICP7 HG	0.61	3	40			08/02	08/02	W/W
BY75852 - 4	HGSMPREP	ICP7 HG VOA	0.63	3	40			08/02	08/02	W/W
BY75892 - 3	HGSMPREP	ICP13 HG VOA	0.67	3	40			08/02	08/02	W/W
BY75893 - 1	HGSMPREP	ICP13 HG VOA	0.64	3	40			08/02	08/02	W/W
BY75903 * - 6	HGSMPREP	ICP22 HG VOA	0.64	3	40			08/02	08/02	W/W
BY75904 * - 4	HGSMPREP	ICP22 HG VOA	0.64	3	40			08/02	08/02	W/W
BY76089 ** - 2	HGSLPREP	ICP12 HG	0.63	3	40			08/02	08/02	W/W
BY76098 - 1	HGSMPREP	ICP7 HG	0.68	3	40			08/02	08/02	W/W
BY76099 - 1	HGSMPREP	ICP7 HG	0.60	3	40			08/02	08/02	W/W
BY76100 - 3	HGSMPREP	ICP7 HG	0.61	3	40			08/02	08/02	W/W
BY76292 ** - 2	HGSMPREP	ICP22 HG VOA	0.66	3	40			08/02	08/02	W/W
BY75918 ** - 4	HGSMPREP	ICP7 HG VOA	0.65	3	40			08/02	08/02	W/W

QC Rpt Cmnt

Prep Comment

Post Comment BALANCE = TCLP TOP LOADER

Surrogate Id # --
Tracking #
Time In 8:45

Spike # IN VENT J2-HG02134
Tracking # AA04O
Time Out 9:15

LCSID # IN VENT J2-HG02134
Tracking # AA04O
Temp 95

Standards
Time Basic

Vendor Id	Item ID	Phoenix Lot Number	Vendor Lot Number	Expiration Date
Fisher	Hydrochloric Acid	S#7YO	4116111	07/28/18
Fisher	Nitric Acid	S#7H3	1116020	07/26/18
Phoenix	AA - Mercury Standard 100ppb	AA04O	----------	01/16/18
Phoenix	AA - Mercury Standard 10ppm	AA03Q	----------	11/15/17
Phoenix	PREP - NACL HYDROXYLAMINE HYDROCHLORID	PREP09C	----------	07/18/18
Phoenix	PREP - POTASSIUM PERMANGANATE	PREP09N	----------	07/21/18

Total Metals Digest, Soils

TMD-SM-396018 **QAQC Code** #Q$ICP-SM **QAQC Sample #** BY76292 08/01/17 4:38 PM

Sample / C#	Acode	Dept	Initial Vol(mL)	Auto Block #	Final Vol (ml)	IPH	Comments	Start Date	Finish Date	Initials
BY76292 **	BLK	ICP2	0.80	VUL-B	50		3	08/01	08/02	#######
BY76292 **	LCS		0.289	VUL-B	50			08/01	08/02	#######
BY76292 ** - 5	MS		0.76	VUL-B	50		1 mL of e	08/01	08/02	#######
BY76292 ** - 5	DUP	ICP22, VOA	0.83	VUL-B	50			08/01	08/02	#######
BY75813 - 1	TMD-SM	ICP1	0.72	VUL-B	50			08/01	08/02	#######
BY75814 - 1	TMD-SM	ICP1	0.84	VUL-B	50			08/01	08/02	#######
BY75815 - 1	TMD-SM	ICP1	0.70	VUL-B	50			08/01	08/02	#######
BY75816 - 1	TMD-SM	ICP1	0.76	VUL-B	50			08/01	08/02	#######
BY75817 - 1	TMD-SM	ICP3	0.83	VUL-B	50			08/01	08/02	#######
BY75818 - 1	TMD-SM	ICP3	0.83	VUL-B	50			08/01	08/02	#######
BY75819 - 1	TMD-SM	ICP3	0.72	VUL-B	50			08/01	08/02	#######
BY75820 - 1	TMD-SM	ICP3	0.75	VUL-B	50			08/01	08/02	#######
BY75821 - 1	TMD-SM	ICP3	0.80	VUL-B	50			08/01	08/02	#######
BY75822 - 1	TMD-SM	ICP3	0.70	VUL-B	50			08/01	08/02	#######
BY75823 - 1	TMD-SM	ICP3	0.73	VUL-B	50			08/01	08/02	#######
BY75824 - 1	TMD-SM	ICP3	0.77	VUL-B	50			08/01	08/02	#######
BY75825 - 1	TMD-SM	ICP3	0.73	VUL-B	50			08/01	08/02	#######
BY75826 - 1	TMD-SM	ICP3	0.70	VUL-B	50			08/01	08/02	#######
BY75827 - 1	TMD-SM	ICP3	0.71	VUL-B	50			08/01	08/02	#######
BY75828 - 1	TMD-SM	ICP3	0.70	VUL-B	50			08/01	08/02	#######
BY75829 - 1	TMD-SM	ICP3	0.70	VUL-B	50			08/01	08/02	#######
BY75830 - 1	TMD-SM	ICP3	0.79	VUL-B	50			08/01	08/02	#######
BY60036 ** - 1	TMD-SM	ICP1	0.75	VUL-B	50			08/01	08/02	#######
BY76292 ** - 5	TMD-SM	ICP22 HG	0.71	VUL-B	50			08/01	08/02	#######

QC Rpt Cmnt Due to the heterogeneous sample matrix the RPD for the sample and duplicate was outside criteria.

Prep Comment Metals: Ag1, Al1, As1, Ba1, Be1, Ca1, Cd1, Co1, Cr19, Cu15, Fe1, K1, Mg1, Mn1, Na1, Ni1, Pb16, Sb1, Se1, Tl1, V1, Zn1 ||
Sample had free liquid and multicolor materials mixed with the blank solid material.

Post Comment

Surrogate Id # **Tracking #** **Time In** 20:15

Spike # **Tracking #** **Time Out** 2:10

LCSID # *D090 **Tracking #** **Temp** 95C

Standards **Time Basic**

Vendor Id	Item ID	Phoenix Lot Number	Vendor Lot Number	Expiration Date
Absolute Stand	Zirconium (Zr)			
Brand-Nu	Hydrogen Peroxide 30% (6x500ml)	S#7M9	0424W08	12/27/17
ERA	Metals In Soil	S#3UL	D090-540	01/31/19
Fisher	Hydrochloric Acid	S#7GQ	4116110	07/21/18
Fisher	Nitric Acid	S#7VB	1117030	07/27/18
Inorganic Vent	Second Source 1	S#7QH	K2-MEB650696	07/27/18
Inorganic Vent	Second Source 2	S#7QO	K2-MEB650697	07/27/18

PHOENIX
Environmental Laboratories, Inc.

587 East Middle Turnpike, P.O. Box 370, Manchester, CT 06040
Telephone: 860.645.1102 • Fax: 860.645.0823

NY ANALYTICAL SERVICES PROTOCOL
DATA PACKAGE

Client: NETC

125 BATH STREET

Laboratory Project: GBY76292

Metals (Water)

Ver 1

Inorganic Data Flags

• C (Concentration) Qualifiers:

J – The reported value was obtained from a reading that was less than the Reporting Level (RL) but greater than or equal to the Instrument Detection Limit (IDL)

U – The analyte was analyzed for but not detected at or above the IDL

• Q Qualifiers:

E - The reported value is estimated because of the presence of interference. An explanatory note shall be included in the project narrative (if the problem applies to all samples) or on the specific FORM I-IN (if it is an isolated problem).

M- Duplicate injection precision not met.

N - Spiked sample recovery not within control limits.

S - The reported value was determined by the Method of Standard Additions (MSA).

W - Post-digestion spike for Furnace AA analysis is out of control limits (85-115%), while sample absorbance is less than 50% of spike absorbance.

* - Duplicate analysis not within control limits.

+ - Correlation coefficient for the MSA is less than 0.995.

• M (Method) Qualifiers:

"P" - ICP
"A" - Flame AA
"F" - Furnace AA
"PM" - ICP when Microwave Digestion is used
"AM" - Flame AA when Microwave Digestion is used
"FM" - Furnace AA when Microwave Digestion is used
"CV" - Manual Cold Vapor AA
"AV" - Automated Cold Vapor AA
"CA" - Midi-Distillation Spectrophotometric
"AS" - Semi-Automated Spectrophotometric
"C" - Manual Spectrophotometric
"T" - Titrimetric
" " - where no data have been entered
"NR" - the analyte is not required to be analyzed
"G" - Gravimetric

PHOENIX
Environmental Laboratories, Inc.
587 East Middle Turnpike, P.O.Box 370, Manchester, CT 06040
Tel. (860) 645-1102 Fax (860) 645-0823

ACCREDITED IN ACCORDANCE WITH nelac NY # 11301

SDG: GBY76292

Metals Water Conformance / Non-Conformance Summary

Project ID / Client ID: 125 BATH STREET, NETC

Form 1 (Analysis):

The following samples/analytes were flagged for non-compliance: None.

Form 2A (Initial & Continuing Calibration Verification):

All Initial and Continuing Calibrations met criteria with the following exceptions: None.

Form 2B (CRDL):

All CRDLs met criteria with the following exceptions:
MERLIN I-CRDL 08/03/2017 09:30: Mercury (39% [70-130])
PE600-1 I-CRDL 08/03/2017 15:41: Thallium (62% [70-130])
PE600-1 I-CRDL 08/04/2017 07:33: Thallium (57% [70-130])

Form 3 (Continuing and Preparation Blanks):

All Continuing and Preparation Blanks were Non-Detect with the following exceptions:
BLUE CCB 08/04/2017 12:54: Sodium (101 ug/L)
- A sample bias is not suspected because the concentrations are greater than 5X the amount found in the associated blank.

Form 4 (ICP Interference Check):

All ICP Interference Checks met criteria with the following exceptions: None.

Form 5 (Matrix Spikes):

All Matrix Spikes met criteria with the following exceptions: None.

Form 6 (Duplicates):

All Sample Duplicates met criteria with the following exceptions: None.

Form 7 (Laboratory Control Samples):

All Laboratory Control Samples met criteria with the following exceptions: None.

Form 9 (Serial Dilution):

All Serial Dilutions met criteria with the following exceptions:
BY76293: Potassium (18.3% [10]), Sodium (28.2% [10])

Observations: The TAL Metals are reported for this data set.

Ethan Lee 08/10/17

Ethan Lee
Project Manager

INORGANIC ANALYSIS DATA SHEET

Client Id: BB-2

Lab Name: Phoenix Environmental Labs Client: NETC

Lab Code: Phoenix SDG No.: GBY76292

Lab Sample Id: BY76293 Sample Matrix: GROUND WATER

Date Received: 8/1/2017 Percent Solids: n.a.

Concentration Units (mg/L or mg/kg dry weight): mg/L

CAS No.	Analyte	Concentration	C	Q	MDL LOD	PQL RL	DF	Date Analyzed	M
7440-22-4	Silver	0.005	U		0.001	0.005	1	08/03/17	P
7429-90-5	Aluminum	0.010	U		0.0024	0.010	1	08/04/17	P
7440-38-2	Arsenic	0.014			0.001	0.004	1	08/03/17	P
7440-39-3	Barium	0.103			0.001	0.010	1	08/03/17	P
7440-41-7	Beryllium	0.001	U		0.001	0.001	1	08/03/17	P
7440-70-2	Calcium	119			0.003	0.010	1	08/03/17	P
7440-43-9	Cadmium	0.004	U		0.0005	0.004	1	08/03/17	P
7440-48-4	Cobalt	0.004	J		0.001	0.005	1	08/03/17	P
7440-47-3	Chromium	0.002			0.001	0.001	1	08/03/17	P
7440-50-8	Copper	0.002	J		0.001	0.005	1	08/03/17	P
7439-89-6	Iron	2.58			0.01	0.01	1	08/03/17	P
7439-97-6	Mercury	0.0008			0.0002	0.0002	1	08/03/17	AV
7440-09-7	Potassium	18.0			0.1	0.1	1	08/04/17	P
7439-95-4	Magnesium	26.2			0.01	0.010	1	08/03/17	P
7439-96-5	Manganese	0.438			0.001	0.005	1	08/03/17	P
7440-23-5	Sodium	23.8			0.1	0.10	1	08/04/17	P
7440-02-0	Nickel	0.008			0.001	0.004	1	08/03/17	P
7439-92-1	Lead	0.002	U		0.001	0.002	1	08/03/17	P
7440-36-0	Antimony	0.002	U		0.002	0.002	1	08/03/17	F
7782-49-2	Selenium	0.002	U		0.001	0.002	1	08/04/17	F
7440-28-0	Thallium	0.001	U		0.001	0.001	1	08/03/17	F
7440-62-2	Vanadium	0.010	U		0.001	0.010	1	08/03/17	P
7440-66-6	Zinc	0.046			0.001	0.010	1	08/03/17	P

FORM I - IN

INORGANIC ANALYSIS DATA SHEET

Client Id: BB-2 DUP

Lab Name: Phoenix Environmental Labs | Client: NETC

Lab Code: Phoenix | SDG No.: GBY76292

Lab Sample Id: BY76294 | Sample Matrix: GROUND WATER

Date Received: 8/1/2017 | Percent Solids: n.a.

Concentration Units (mg/L or mg/kg dry weight): mg/L

CAS No.	Analyte	Concentration	C	Q	MDL LOD	PQL RL	DF	Date Analyzed	M
7440-22-4	Silver	0.005	U		0.001	0.005	1	08/03/17	P
7429-90-5	Aluminum	0.010	U		0.0024	0.010	1	08/08/17	P
7440-38-2	Arsenic	0.014			0.001	0.004	1	08/03/17	P
7440-39-3	Barium	0.104			0.001	0.010	1	08/03/17	P
7440-41-7	Beryllium	0.001	U		0.001	0.001	1	08/03/17	P
7440-70-2	Calcium	120			0.003	0.010	1	08/03/17	P
7440-43-9	Cadmium	0.004	U		0.0005	0.004	1	08/03/17	P
7440-48-4	Cobalt	0.004	J		0.001	0.005	1	08/03/17	P
7440-47-3	Chromium	0.002			0.001	0.001	1	08/03/17	P
7440-50-8	Copper	0.002	J		0.001	0.005	1	08/03/17	P
7439-89-6	Iron	2.62			0.01	0.01	1	08/03/17	P
7439-97-6	Mercury	0.0009			0.0002	0.0002	1	08/02/17	AV
7440-09-7	Potassium	18.4			0.1	0.1	1	08/04/17	P
7439-95-4	Magnesium	26.5			0.01	0.010	1	08/03/17	P
7439-96-5	Manganese	0.443			0.001	0.005	1	08/03/17	P
7440-23-5	Sodium	24.1			0.1	0.10	1	08/04/17	P
7440-02-0	Nickel	0.009			0.001	0.004	1	08/03/17	P
7439-92-1	Lead	0.002	U		0.001	0.002	1	08/03/17	P
7440-36-0	Antimony	0.002	U		0.002	0.002	1	08/03/17	F
7782-49-2	Selenium	0.002	U		0.001	0.002	1	08/04/17	F
7440-28-0	Thallium	0.001	U		0.001	0.001	1	08/03/17	F
7440-62-2	Vanadium	0.010	U		0.001	0.010	1	08/03/17	P
7440-66-6	Zinc	0.047			0.001	0.010	1	08/03/17	P

FORM I - IN

INORGANIC ANALYSIS DATA SHEET

Client Id: MW-6

Lab Name: Phoenix Environmental Labs Client: NETC

Lab Code: Phoenix SDG No.: GBY76292

Lab Sample Id: BY76296 Sample Matrix: GROUND WATER

Date Received: 8/1/2017 Percent Solids: n.a.

Concentration Units (mg/L or mg/kg dry weight): mg/L

CAS No.	Analyte	Concentration	C	Q	MDL LOD	PQL RL	DF	Date Analyzed	M
7440-22-4	Silver	0.005	U		0.001	0.005	1	08/03/17	P
7429-90-5	Aluminum	52.7			0.024	0.10	10	08/04/17	P
7440-38-2	Arsenic	0.016			0.001	0.004	1	08/03/17	P
7440-39-3	Barium	0.940			0.001	0.010	1	08/03/17	P
7440-41-7	Beryllium	0.002			0.001	0.001	1	08/03/17	P
7440-70-2	Calcium	387			0.03	0.10	10	08/04/17	P
7440-43-9	Cadmium	0.003	J		0.0005	0.004	1	08/03/17	P
7440-48-4	Cobalt	0.033			0.001	0.005	1	08/03/17	P
7440-47-3	Chromium	0.171			0.001	0.001	1	08/03/17	P
7440-50-8	Copper	0.125			0.001	0.005	1	08/03/17	P
7439-89-6	Iron	82.3			0.01	0.01	1	08/03/17	P
7439-97-6	Mercury	0.0027			0.0002	0.0002	1	08/03/17	AV
7440-09-7	Potassium	25.0			0.1	0.1	1	08/04/17	P
7439-95-4	Magnesium	58.6			0.01	0.010	1	08/03/17	P
7439-96-5	Manganese	2.22			0.01	0.050	10	08/04/17	P
7440-23-5	Sodium	97.9			1	1.0	10	08/04/17	P
7440-02-0	Nickel	0.060			0.001	0.004	1	08/03/17	P
7439-92-1	Lead	1.26			0.001	0.002	1	08/03/17	P
7440-36-0	Antimony	0.002	U		0.002	0.002	1	08/03/17	F
7782-49-2	Selenium	0.002	U		0.001	0.002	1	08/04/17	F
7440-28-0	Thallium	0.001	U		0.001	0.001	1	08/03/17	F
7440-62-2	Vanadium	0.105			0.001	0.010	1	08/03/17	P
7440-66-6	Zinc	0.334			0.001	0.010	1	08/03/17	P

FORM I - IN

INORGANIC ANALYSIS DATA SHEET

Client Id: NE-1

Lab Name: Phoenix Environmental Labs Client: NETC

Lab Code: Phoenix SDG No.: GBY76292

Lab Sample Id: BY76297 Sample Matrix: GROUND WATER

Date Received: 8/1/2017 Percent Solids: n.a.

Concentration Units (mg/L or mg/kg dry weight): mg/L

CAS No.	Analyte	Concentration	C	Q	MDL LOD	PQL RL	DF	Date Analyzed	M
7440-22-4	Silver	0.005	U		0.001	0.005	1	08/03/17	P
7429-90-5	Aluminum	123			0.024	0.10	10	08/04/17	P
7440-38-2	Arsenic	0.023			0.001	0.004	1	08/03/17	P
7440-39-3	Barium	0.949			0.001	0.010	1	08/03/17	P
7440-41-7	Beryllium	0.007			0.001	0.001	1	08/03/17	P
7440-70-2	Calcium	86.4			0.003	0.010	1	08/03/17	P
7440-43-9	Cadmium	0.006			0.0005	0.004	1	08/03/17	P
7440-48-4	Cobalt	0.074			0.001	0.005	1	08/03/17	P
7440-47-3	Chromium	0.279			0.001	0.001	1	08/03/17	P
7440-50-8	Copper	0.221			0.001	0.005	1	08/03/17	P
7439-89-6	Iron	212			0.1	0.10	10	08/04/17	P
7439-97-6	Mercury	0.0002	U		0.0002	0.0002	1	08/02/17	AV
7440-09-7	Potassium	31.7			0.1	0.1	1	08/04/17	P
7439-95-4	Magnesium	43.1			0.01	0.010	1	08/03/17	P
7439-96-5	Manganese	2.86			0.01	0.050	10	08/04/17	P
7440-23-5	Sodium	91.8			1	1.0	10	08/04/17	P
7440-02-0	Nickel	0.098			0.001	0.004	1	08/03/17	P
7439-92-1	Lead	0.032			0.001	0.002	1	08/03/17	P
7440-36-0	Antimony	0.002	U		0.002	0.002	1	08/03/17	F
7782-49-2	Selenium	0.002	U		0.001	0.002	1	08/04/17	F
7440-28-0	Thallium	0.001	U		0.001	0.001	1	08/03/17	F
7440-62-2	Vanadium	0.248			0.001	0.010	1	08/03/17	P
7440-66-6	Zinc	0.476			0.001	0.010	1	08/03/17	P

FORM I - IN

INORGANIC ANALYSIS DATA SHEET

Client Id: B4-1

Lab Name: Phoenix Environmental Labs Client: NETC

Lab Code: Phoenix SDG No.: GBY76292

Lab Sample Id: BY76298 Sample Matrix: GROUND WATER

Date Received: 8/1/2017 Percent Solids: n.a.

Concentration Units (mg/L or mg/kg dry weight): mg/L

CAS No.	Analyte	Concentration	C	Q	MDL LOD	PQL RL	DF	Date Analyzed	M
7440-22-4	Silver	0.005	U		0.001	0.005	1	08/05/17	P
7429-90-5	Aluminum	2.39			0.0024	0.010	1	08/05/17	P
7440-38-2	Arsenic	0.008			0.001	0.004	1	08/05/17	P
7440-39-3	Barium	0.242			0.001	0.010	1	08/05/17	P
7440-41-7	Beryllium	0.001	U		0.001	0.001	1	08/05/17	P
7440-70-2	Calcium	64.7			0.003	0.010	1	08/05/17	P
7440-43-9	Cadmium	0.004	U		0.0005	0.004	1	08/05/17	P
7440-48-4	Cobalt	0.005	U		0.001	0.005	1	08/05/17	P
7440-47-3	Chromium	0.031			0.001	0.001	1	08/05/17	P
7440-50-8	Copper	0.009			0.001	0.005	1	08/05/17	P
7439-89-6	Iron	3.58			0.01	0.01	1	08/05/17	P
7439-97-6	Mercury	0.0002	U		0.0002	0.0002	1	08/03/17	AV
7440-09-7	Potassium	14.7			0.1	0.1	1	08/05/17	P
7439-95-4	Magnesium	23.9			0.01	0.010	1	08/05/17	P
7439-96-5	Manganese	0.173			0.001	0.005	1	08/05/17	P
7440-23-5	Sodium	590			10	10	100	08/07/17	P
7440-02-0	Nickel	0.006			0.001	0.004	1	08/05/17	P
7439-92-1	Lead	0.008			0.001	0.002	1	08/05/17	P
7440-36-0	Antimony	0.002	U		0.002	0.002	1	08/07/17	F
7782-49-2	Selenium	0.002	U		0.001	0.002	1	08/04/17	F
7440-28-0	Thallium	0.001	U		0.001	0.001	1	08/04/17	F
7440-62-2	Vanadium	0.005	J		0.001	0.010	1	08/05/17	P
7440-66-6	Zinc	0.019			0.001	0.010	1	08/05/17	P

FORM I - IN

INORGANIC ANALYSIS DATA SHEET

Client Id: NW-1

Lab Name: Phoenix Environmental Labs Client: NETC

Lab Code: Phoenix SDG No.: GBY76292

Lab Sample Id: BY76299 Sample Matrix: GROUND WATER

Date Received: 8/1/2017 Percent Solids: n.a.

Concentration Units (mg/L or mg/kg dry weight): mg/L

CAS No.	Analyte	Concentration	C	Q	MDL LOD	PQL RL	DF	Date Analyzed	M
7440-22-4	Silver	0.005	U		0.001	0.005	1	08/03/17	P
7429-90-5	Aluminum	6.71			0.0024	0.010	1	08/03/17	P
7440-38-2	Arsenic	0.009			0.001	0.004	1	08/03/17	P
7440-39-3	Barium	0.100			0.001	0.010	1	08/03/17	P
7440-41-7	Beryllium	0.001	U		0.001	0.001	1	08/03/17	P
7440-70-2	Calcium	63.8			0.003	0.010	1	08/03/17	P
7440-43-9	Cadmium	0.004	U		0.0005	0.004	1	08/03/17	P
7440-48-4	Cobalt	0.002	J		0.001	0.005	1	08/03/17	P
7440-47-3	Chromium	0.009			0.001	0.001	1	08/03/17	P
7440-50-8	Copper	0.008			0.001	0.005	1	08/03/17	P
7439-89-6	Iron	12.7			0.01	0.01	1	08/03/17	P
7439-97-6	Mercury	0.0002	U		0.0002	0.0002	1	08/03/17	AV
7440-09-7	Potassium	27.6			0.1	0.1	1	08/04/17	P
7439-95-4	Magnesium	16.5			0.01	0.010	1	08/03/17	P
7439-96-5	Manganese	0.695			0.001	0.005	1	08/03/17	P
7440-23-5	Sodium	510			10	10	100	08/04/17	P
7440-02-0	Nickel	0.006			0.001	0.004	1	08/03/17	P
7439-92-1	Lead	0.002	U		0.001	0.002	1	08/03/17	P
7440-36-0	Antimony	0.002	U		0.002	0.002	1	08/03/17	F
7782-49-2	Selenium	0.002	U		0.001	0.002	1	08/04/17	F
7440-28-0	Thallium	0.001	U		0.001	0.001	1	08/03/17	F
7440-62-2	Vanadium	0.014			0.001	0.010	1	08/03/17	P
7440-66-6	Zinc	0.032			0.001	0.010	1	08/03/17	P

FORM I - IN

2A
INITIAL AND CONTINUING CALIBRATION VERIFICATION

Lab Name: Phoenix Environmental Labs Client: NETC

Lab Code: Phoenix SDG: GBY76292

Initial Calibration Source: Absolute Standard (CVS)

Continuing Calibration Source: Inorganic Ventures (IPC1+2)

Instrument: BLUE

Concentration Units: mg/l

Analyte	Initial Calibration 08/03/17 06:02			Continuing Calibration 08/03/17 22:43			Continuing Calibration 08/03/17 23:15			M
	True	Found	%R	True	Found	%R	True	Found	%R	
Silver	0.2500	0.2503	100.1	0.2500	0.2372	94.9	0.2500	0.2360	94.4	P
Aluminum	1.000	1.001	100.1	1.000	1.008	100.8	1.000	1.034	103.4	P
Arsenic	1.000	1.027	102.7	1.000	0.9900	99.0	1.000	0.9913	99.1	P
Barium	1.000	1.046	104.6	1.000	1.047	104.7	1.000	1.059	105.9	P
Beryllium	1.000	1.010	101.0	1.000	0.9549	95.5	1.000	0.9492	94.9	P
Calcium	1.000	1.003	100.3	1.000	0.9390	93.9	1.000	0.9220	92.2	P
Cadmium	1.000	1.007	100.7	1.000	0.9397	94.0	1.000	0.9305	93.1	P
Cobalt	1.000	1.023	102.3	1.000	0.9866	98.7	1.000	0.9812	98.1	P
Chromium	1.000	0.9957	99.6	1.000	0.9633	96.3	1.000	0.9577	95.8	P
Copper	1.000	1.002	100.2	1.000	0.9953	99.5	1.000	1.001	100.1	P
Iron	1.000	1.009	100.9	1.000	0.9975	99.8	1.000	0.9832	98.3	P
Mercury										
Potassium										
Magnesium	1.000	1.021	102.1	1.000	0.9851	98.5	1.000	0.9807	98.1	P
Manganese	1.000	1.003	100.3	1.000	0.9728	97.3	1.000	0.9717	97.2	P
Sodium										
Nickel	1.000	1.016	101.6	1.000	0.9778	97.8	1.000	0.9734	97.3	P
Lead	1.000	1.034	103.4	1.000	0.9867	98.7	1.000	0.9903	99.0	P
Antimony										
Selenium										
Thallium										
Vanadium	1.000	1.008	100.8	1.000	0.9610	96.1	1.000	0.9560	95.6	P
Zinc	1.000	0.9969	99.7	1.000	0.9642	96.4	1.000	0.9610	96.1	P

(1) Control Limits: Mercury 80-120; Other Metals 90-110

FORM II - IN (PART 1) - 1

2A
INITIAL AND CONTINUING CALIBRATION VERIFICATION

Lab Name: Phoenix Environmental Labs Client: NETC

Lab Code: Phoenix SDG: GBY76292

Initial Calibration Source: Absolute Standard (CVS)

Continuing Calibration Source: Inorganic Ventures (IPC1+2)

Instrument: BLUE

Concentration Units: mg/l

Analyte	Continuing Calibration 08/03/17 23:47 True	Found	%R	Continuing Calibration True	Found	%R	Continuing Calibration True	Found	%R	M
Silver	0.2500	0.2361	94.4							P
Aluminum	1.000	1.021	102.1							P
Arsenic	1.000	0.9781	97.8							P
Barium	1.000	1.045	104.5							P
Beryllium	1.000	0.9462	94.6							P
Calcium	1.000	0.9249	92.5							P
Cadmium	1.000	0.9196	92.0							P
Cobalt	1.000	0.9757	97.6							P
Chromium	1.000	0.9532	95.3							P
Copper	1.000	1.002	100.2							P
Iron	1.000	0.9827	98.3							P
Mercury										
Potassium										
Magnesium	1.000	0.9718	97.2							P
Manganese	1.000	0.9609	96.1							P
Sodium										
Nickel	1.000	0.9659	96.6							P
Lead	1.000	0.9705	97.1							P
Antimony										
Selenium										
Thallium										
Vanadium	1.000	0.9575	95.8							P
Zinc	1.000	0.9515	95.2							P

(1) Control Limits: Mercury 80-120; Other Metals 90-110

FORM II - IN (PART 1) - 2

2A
INITIAL AND CONTINUING CALIBRATION VERIFICATION

Lab Name: Phoenix Environmental Labs Client: NETC

Lab Code: Phoenix SDG: GBY76292

Initial Calibration Source: Absolute Standard (CVS)

Continuing Calibration Source: Inorganic Ventures (IPC1+2)

Instrument: BLUE

Concentration Units: mg/l

Analyte	Initial Calibration 08/04/17 10:15			Continuing Calibration 08/04/17 11:43			Continuing Calibration 08/04/17 12:05			M
	True	Found	%R	True	Found	%R	True	Found	%R	
Silver	0.2500	0.2530	101.2							P
Aluminum	1.000	0.9879	98.8	1.000	1.009	100.9	1.000	1.006	100.6	P
Arsenic	1.000	1.031	103.1							P
Barium	1.000	1.042	104.2							P
Beryllium	1.000	1.013	101.3							P
Calcium	1.000	0.9990	99.9				1.000	1.025	102.5	P
Cadmium	1.000	1.020	102.0							P
Cobalt	1.000	1.036	103.6							P
Chromium	1.000	1.007	100.7							P
Copper	1.000	1.001	100.1							P
Iron	1.000	1.028	102.8				1.000	1.035	103.5	P
Mercury										
Potassium	5.000	4.896	97.9	5.000	5.005	100.1	5.000	4.927	98.5	P
Magnesium	1.000	1.015	101.5							P
Manganese	1.000	1.009	100.9				1.000	1.018	101.8	P
Sodium	5.000	5.042	100.8	5.000	5.156	103.1	5.000	5.068	101.4	P
Nickel	1.000	1.029	102.9							P
Lead	1.000	1.033	103.3							P
Antimony										
Selenium										
Thallium										
Vanadium	1.000	1.005	100.5							P
Zinc	1.000	1.003	100.3							P

(1) Control Limits: Mercury 80-120; Other Metals 90-110

FORM II - IN (PART 1) - 3

2A
INITIAL AND CONTINUING CALIBRATION VERIFICATION

Lab Name: Phoenix Environmental Labs Client: NETC

Lab Code: Phoenix SDG: GBY76292

Initial Calibration Source: Absolute Standard (CVS)

Continuing Calibration Source: Inorganic Ventures (IPC1+2)

Instrument: BLUE

Concentration Units: mg/l

Analyte	Continuing Calibration 08/04/17 12:51			Continuing Calibration 08/05/17 00:23			Continuing Calibration 08/05/17 00:56			M
	True	Found	%R	True	Found	%R	True	Found	%R	
Silver				0.2500	0.2639	105.6	0.2500	0.2615	104.6	P
Aluminum	1.000	0.9981	99.8	1.000	1.053	105.3	1.000	1.022	102.2	P
Arsenic				1.000	1.079	107.9	1.000	1.058	105.8	P
Barium				1.000	1.104	110.4	1.000	1.080	108.0	P
Beryllium				1.000	1.050	105.0	1.000	1.051	105.1	P
Calcium	1.000	1.047	104.7	1.000	1.069	106.9	1.000	1.046	104.6	P
Cadmium				1.000	1.079	107.9	1.000	1.057	105.7	P
Cobalt				1.000	1.094	109.4	1.000	1.057	105.7	P
Chromium				1.000	1.065	106.5	1.000	1.027	102.7	P
Copper				1.000	1.048	104.8	1.000	1.034	103.4	P
Iron	1.000	1.036	103.6	1.000	1.082	108.2	1.000	1.043	104.3	P
Mercury										
Potassium	5.000	4.900	98.0	5.000	4.860	97.2	5.000	4.997	99.9	P
Magnesium				1.000	1.062	106.2	1.000	1.050	105.0	P
Manganese	1.000	1.028	102.8	1.000	1.062	106.2	1.000	1.045	104.5	P
Sodium	5.000	5.273	105.5							P
Nickel				1.000	1.087	108.7	1.000	1.049	104.9	P
Lead				1.000	1.093	109.3	1.000	1.061	106.1	P
Antimony										
Selenium										
Thallium										
Vanadium				1.000	1.060	106.0	1.000	1.047	104.7	P
Zinc				1.000	1.056	105.6	1.000	1.041	104.1	P

(1) Control Limits: Mercury 80-120; Other Metals 90-110

FORM II - IN (PART 1) - 4

2A
INITIAL AND CONTINUING CALIBRATION VERIFICATION

Lab Name: Phoenix Environmental Labs Client: NETC

Lab Code: Phoenix SDG: GBY76292

Initial Calibration Source: Absolute Standard (CVS)

Continuing Calibration Source: Inorganic Ventures (IPC1+2)

Instrument: BLUE

Concentration Units: mg/l

Analyte	Continuing Calibration 08/05/17 01:29 True	Found	%R	Continuing Calibration True	Found	%R	Continuing Calibration True	Found	%R	M
Silver	0.2500	0.2638	105.5							P
Aluminum	1.000	1.037	103.7							P
Arsenic	1.000	1.077	107.7							P
Barium	1.000	1.091	109.1							P
Beryllium	1.000	1.049	104.9							P
Calcium	1.000	1.077	107.7							P
Cadmium	1.000	1.077	107.7							P
Cobalt	1.000	1.093	109.3							P
Chromium	1.000	1.062	106.2							P
Copper	1.000	1.052	105.2							P
Iron	1.000	1.083	108.3							P
Mercury										
Potassium	5.000	4.918	98.4							P
Magnesium	1.000	1.071	107.1							P
Manganese	1.000	1.062	106.2							P
Sodium										
Nickel	1.000	1.084	108.4							P
Lead	1.000	1.089	108.9							P
Antimony										
Selenium										
Thallium										
Vanadium	1.000	1.065	106.5							P
Zinc	1.000	1.054	105.4							P

(1) Control Limits: Mercury 80-120; Other Metals 90-110

FORM II - IN (PART 1) - 5

2A
INITIAL AND CONTINUING CALIBRATION VERIFICATION

Lab Name: Phoenix Environmental Labs Client: NETC

Lab Code: Phoenix SDG: GBY76292

Initial Calibration Source: Absolute Standard (CVS)

Continuing Calibration Source: Inorganic Ventures (IPC1+2)

Instrument: BLUE

Concentration Units: mg/l

Analyte	Initial Calibration 08/07/17 06:55			Continuing Calibration 08/07/17 08:03			Continuing Calibration 08/07/17 08:36			M
	True	Found	%R	True	Found	%R	True	Found	%R	
Silver										
Aluminum										
Arsenic										
Barium										
Beryllium										
Calcium										
Cadmium										
Cobalt										
Chromium										
Copper										
Iron										
Mercury										
Potassium										
Magnesium										
Manganese										
Sodium	5.000	5.002	100.0	5.000	5.087	101.7	5.000	4.829	96.6	P
Nickel										
Lead										
Antimony										
Selenium										
Thallium										
Vanadium										
Zinc										

(1) Control Limits: Mercury 80-120; Other Metals 90-110

2A
INITIAL AND CONTINUING CALIBRATION VERIFICATION

Lab Name: Phoenix Environmental Labs Client: NETC

Lab Code: Phoenix SDG: GBY76292

Initial Calibration Source: Absolute Standard (CVS)

Continuing Calibration Source: Inorganic Ventures (IPC1+2)

Instrument: BLUE

Concentration Units: mg/l

Analyte	Initial Calibration 08/08/17 08:26			Continuing Calibration 08/08/17 10:21			Continuing Calibration 08/08/17 11:00			M
	True	Found	%R	True	Found	%R	True	Found	%R	
Silver										
Aluminum	1.000	0.9842	98.4	1.000	0.9936	99.4	1.000	1.001	100.1	P
Arsenic										
Barium										
Beryllium										
Calcium										
Cadmium										
Cobalt										
Chromium										
Copper										
Iron										
Mercury										
Potassium										
Magnesium										
Manganese										
Sodium										
Nickel										
Lead										
Antimony										
Selenium										
Thallium										
Vanadium										
Zinc										

(1) Control Limits: Mercury 80-120; Other Metals 90-110

2A
INITIAL AND CONTINUING CALIBRATION VERIFICATION

Lab Name: Phoenix Environmental Labs Client: NETC

Lab Code: Phoenix SDG: GBY76292

Initial Calibration Source: Ultra

Continuing Calibration Source: Ultra

Instrument: MERLIN

Concentration Units: mg/l

Analyte	Initial Calibration 08/02/17 09:38			Continuing Calibration 08/02/17 11:02			Continuing Calibration 08/02/17 11:21			M
	True	Found	%R	True	Found	%R	True	Found	%R	
Silver										
Aluminum										
Arsenic										
Barium										
Beryllium										
Calcium										
Cadmium										
Cobalt										
Chromium										
Copper										
Iron										
Mercury	0.0040	0.0041	102.9	0.0040	0.0041	103.5	0.0040	0.0041	102.2	AV
Potassium										
Magnesium										
Manganese										
Sodium										
Nickel										
Lead										
Antimony										
Selenium										
Thallium										
Vanadium										
Zinc										

(1) Control Limits: Mercury 80-120; Other Metals 90-110

2A
INITIAL AND CONTINUING CALIBRATION VERIFICATION

Lab Name: Phoenix Environmental Labs Client: NETC

Lab Code: Phoenix SDG: GBY76292

Initial Calibration Source: Ultra

Continuing Calibration Source: Ultra

Instrument: MERLIN

Concentration Units: mg/l

Analyte	Continuing Calibration 08/02/17 11:52 True	Found	%R	Continuing Calibration True	Found	%R	Continuing Calibration True	Found	%R	M
Silver										
Aluminum										
Arsenic										
Barium										
Beryllium										
Calcium										
Cadmium										
Cobalt										
Chromium										
Copper										
Iron										
Mercury	0.0040	0.0040	99.8							AV
Potassium										
Magnesium										
Manganese										
Sodium										
Nickel										
Lead										
Antimony										
Selenium										
Thallium										
Vanadium										
Zinc										

(1) Control Limits: Mercury 80-120; Other Metals 90-110

2A
INITIAL AND CONTINUING CALIBRATION VERIFICATION

Lab Name: Phoenix Environmental Labs Client: NETC

Lab Code: Phoenix SDG: GBY76292

Initial Calibration Source: Ultra

Continuing Calibration Source: Ultra

Instrument: MERLIN

Concentration Units: mg/l

Analyte	Initial Calibration 08/03/17 09:26			Continuing Calibration 08/03/17 13:01			Continuing Calibration 08/03/17 13:32			M
	True	Found	%R	True	Found	%R	True	Found	%R	
Silver										
Aluminum										
Arsenic										
Barium										
Beryllium										
Calcium										
Cadmium										
Cobalt										
Chromium										
Copper										
Iron										
Mercury	0.0040	0.0042	105.2	0.0040	0.0042	103.8	0.0040	0.0040	101.0	AV
Potassium										
Magnesium										
Manganese										
Sodium										
Nickel										
Lead										
Antimony										
Selenium										
Thallium										
Vanadium										
Zinc										

(1) Control Limits: Mercury 80-120; Other Metals 90-110

FORM II - IN (PART 1) - 10

2A
INITIAL AND CONTINUING CALIBRATION VERIFICATION

Lab Name: Phoenix Environmental Labs Client: NETC

Lab Code: Phoenix SDG: GBY76292

Initial Calibration Source: Ultra

Continuing Calibration Source: Ultra

Instrument: MERLIN

Concentration Units: mg/l

Analyte	Continuing Calibration 08/03/17 13:59			Continuing Calibration 08/03/17 14:12			Continuing Calibration			M
	True	Found	%R	True	Found	%R	True	Found	%R	
Silver										
Aluminum										
Arsenic										
Barium										
Beryllium										
Calcium										
Cadmium										
Cobalt										
Chromium										
Copper										
Iron										
Mercury	0.0040	0.0038	95.6	0.0040	0.0036	89.7				AV
Potassium										
Magnesium										
Manganese										
Sodium										
Nickel										
Lead										
Antimony										
Selenium										
Thallium										
Vanadium										
Zinc										

(1) Control Limits: Mercury 80-120; Other Metals 90-110

2A
INITIAL AND CONTINUING CALIBRATION VERIFICATION

Lab Name: Phoenix Environmental Labs Client: NETC

Lab Code: Phoenix SDG: GBY76292

Initial Calibration Source: ERA

Continuing Calibration Source: ERA

Instrument: PE600-1

Concentration Units: mg/l

Analyte	Initial Calibration 08/03/17 13:43			Continuing Calibration 08/03/17 14:10			Continuing Calibration 08/03/17 14:37			M
	True	Found	%R	True	Found	%R	True	Found	%R	
Silver										
Aluminum										
Arsenic										
Barium										
Beryllium										
Calcium										
Cadmium										
Cobalt										
Chromium										
Copper										
Iron										
Mercury										
Potassium										
Magnesium										
Manganese										
Sodium										
Nickel										
Lead										
Antimony	0.0560	0.0563	100.6	0.0560	0.0561	100.1	0.0560	0.0569	101.6	F
Selenium										
Thallium										
Vanadium										
Zinc										

(1) Control Limits: Mercury 80-120; Other Metals 90-110

2A
INITIAL AND CONTINUING CALIBRATION VERIFICATION

Lab Name: Phoenix Environmental Labs Client: NETC

Lab Code: Phoenix SDG: GBY76292

Initial Calibration Source: ERA

Continuing Calibration Source: ERA

Instrument: PE600-1

Concentration Units: mg/l

Analyte	Initial Calibration 08/03/17 15:35			Continuing Calibration 08/03/17 17:43			Continuing Calibration 08/03/17 18:28			M
	True	Found	%R	True	Found	%R	True	Found	%R	
Silver										
Aluminum										
Arsenic										
Barium										
Beryllium										
Calcium										
Cadmium										
Cobalt										
Chromium										
Copper										
Iron										
Mercury										
Potassium										
Magnesium										
Manganese										
Sodium										
Nickel										
Lead										
Antimony										
Selenium										
Thallium	0.0873	0.0878	100.7	0.0873	0.0883	101.2	0.0873	0.0863	98.9	F
Vanadium										
Zinc										

(1) Control Limits: Mercury 80-120; Other Metals 90-110

2A
INITIAL AND CONTINUING CALIBRATION VERIFICATION

Lab Name: Phoenix Environmental Labs Client: NETC

Lab Code: Phoenix SDG: GBY76292

Initial Calibration Source: ERA

Continuing Calibration Source: ERA

Instrument: PE600-1

Concentration Units: mg/l

Analyte	Continuing Calibration 08/03/17 19:13 True	Found	%R	Continuing Calibration True	Found	%R	Continuing Calibration True	Found	%R	M
Silver										
Aluminum										
Arsenic										
Barium										
Beryllium										
Calcium										
Cadmium										
Cobalt										
Chromium										
Copper										
Iron										
Mercury										
Potassium										
Magnesium										
Manganese										
Sodium										
Nickel										
Lead										
Antimony										
Selenium										
Thallium	0.0873	0.0846	96.9							F
Vanadium										
Zinc										

(1) Control Limits: Mercury 80-120; Other Metals 90-110

2A
INITIAL AND CONTINUING CALIBRATION VERIFICATION

Lab Name: Phoenix Environmental Labs Client: NETC

Lab Code: Phoenix SDG: GBY76292

Initial Calibration Source: ERA

Continuing Calibration Source: ERA

Instrument: PE600-1

Concentration Units: mg/l

Analyte	Initial Calibration 08/04/17 07:27			Continuing Calibration 08/04/17 07:53			Continuing Calibration			M
	True	Found	%R	True	Found	%R	True	Found	%R	
Silver										
Aluminum										
Arsenic										
Barium										
Beryllium										
Calcium										
Cadmium										
Cobalt										
Chromium										
Copper										
Iron										
Mercury										
Potassium										
Magnesium										
Manganese										
Sodium										
Nickel										
Lead										
Antimony										
Selenium										
Thallium	0.0873	0.0843	96.6	0.0873	0.0866	99.2				F
Vanadium										
Zinc										

(1) Control Limits: Mercury 80-120; Other Metals 90-110

2A
INITIAL AND CONTINUING CALIBRATION VERIFICATION

Lab Name: Phoenix Environmental Labs Client: NETC

Lab Code: Phoenix SDG: GBY76292

Initial Calibration Source: ERA

Continuing Calibration Source: ERA

Instrument: PE600-1

Concentration Units: mg/l

Analyte	Initial Calibration 08/04/17 10:21			Continuing Calibration 08/04/17 11:06			Continuing Calibration 08/04/17 11:54			M
	True	Found	%R	True	Found	%R	True	Found	%R	
Silver										
Aluminum										
Arsenic										
Barium										
Beryllium										
Calcium										
Cadmium										
Cobalt										
Chromium										
Copper										
Iron										
Mercury										
Potassium										
Magnesium										
Manganese										
Sodium										
Nickel										
Lead										
Antimony										
Selenium	0.0690	0.0673	97.5	0.0690	0.0733	106.3	0.0690	0.0698	101.2	F
Thallium										
Vanadium										
Zinc										

(1) Control Limits: Mercury 80-120; Other Metals 90-110

2A
INITIAL AND CONTINUING CALIBRATION VERIFICATION

Lab Name: Phoenix Environmental Labs Client: NETC

Lab Code: Phoenix SDG: GBY76292

Initial Calibration Source: ERA

Continuing Calibration Source: ERA

Instrument: PE600-1

Concentration Units: mg/l

Analyte	Continuing Calibration 08/04/17 12:43			Continuing Calibration 08/04/17 13:31			Continuing Calibration 08/04/17 14:19			M
	True	Found	%R	True	Found	%R	True	Found	%R	
Silver										
Aluminum										
Arsenic										
Barium										
Beryllium										
Calcium										
Cadmium										
Cobalt										
Chromium										
Copper										
Iron										
Mercury										
Potassium										
Magnesium										
Manganese										
Sodium										
Nickel										
Lead										
Antimony										
Selenium	0.0690	0.0706	102.3	0.0690	0.0694	100.5	0.0690	0.0693	100.5	F
Thallium										
Vanadium										
Zinc										

(1) Control Limits: Mercury 80-120; Other Metals 90-110

2A
INITIAL AND CONTINUING CALIBRATION VERIFICATION

Lab Name: Phoenix Environmental Labs Client: NETC

Lab Code: Phoenix SDG: GBY76292

Initial Calibration Source: ERA

Continuing Calibration Source: ERA

Instrument: PE600-1

Concentration Units: mg/l

Analyte	Initial Calibration 08/07/17 11:38			Continuing Calibration 08/07/17 12:32			Continuing Calibration 08/07/17 13:00			M
	True	Found	%R	True	Found	%R	True	Found	%R	
Silver										
Aluminum										
Arsenic										
Barium										
Beryllium										
Calcium										
Cadmium										
Cobalt										
Chromium										
Copper										
Iron										
Mercury										
Potassium										
Magnesium										
Manganese										
Sodium										
Nickel										
Lead										
Antimony	0.0560	0.0576	102.9	0.0560	0.0583	104.1	0.0560	0.0565	100.9	F
Selenium										
Thallium										
Vanadium										
Zinc										

(1) Control Limits: Mercury 80-120; Other Metals 90-110

2A
INITIAL AND CONTINUING CALIBRATION VERIFICATION

Lab Name: Phoenix Environmental Labs Client: NETC

Lab Code: Phoenix SDG: GBY76292

Initial Calibration Source: ERA

Continuing Calibration Source: ERA

Instrument: PE600-1

Concentration Units: mg/l

Analyte	Continuing Calibration 08/07/17 13:35 True	Found	%R	Continuing Calibration True	Found	%R	Continuing Calibration True	Found	%R	M
Silver										
Aluminum										
Arsenic										
Barium										
Beryllium										
Calcium										
Cadmium										
Cobalt										
Chromium										
Copper										
Iron										
Mercury										
Potassium										
Magnesium										
Manganese										
Sodium										
Nickel										
Lead										
Antimony	0.0560	0.0580	103.5							F
Selenium										
Thallium										
Vanadium										
Zinc										

(1) Control Limits: Mercury 80-120; Other Metals 90-110

2A
INITIAL AND CONTINUING CALIBRATION VERIFICATION

Lab Name: Phoenix Environmental Labs Client: NETC

Lab Code: Phoenix SDG: GBY76292

Initial Calibration Source: ERA

Continuing Calibration Source: ERA

Instrument: PE600-1

Concentration Units: mg/l

Analyte	Initial Calibration 08/08/17 16:22			Continuing Calibration 08/08/17 20:54			Continuing Calibration 08/08/17 21:36			M
	True	Found	%R	True	Found	%R	True	Found	%R	
Silver										
Aluminum										
Arsenic										
Barium										
Beryllium										
Calcium										
Cadmium										
Cobalt										
Chromium										
Copper										
Iron										
Mercury										
Potassium										
Magnesium										
Manganese										
Sodium										
Nickel										
Lead										
Antimony										
Selenium										
Thallium	0.0873	0.0848	97.2	0.0873	0.0872	99.9	0.0873	0.0868	99.5	F
Vanadium										
Zinc										

(1) Control Limits: Mercury 80-120; Other Metals 90-110

FORM II - IN (PART 1) - 20

2A
INITIAL AND CONTINUING CALIBRATION VERIFICATION

Lab Name: Phoenix Environmental Labs Client: NETC

Lab Code: Phoenix SDG: GBY76292

Initial Calibration Source: ERA

Continuing Calibration Source: ERA

Instrument: PE600-1

Concentration Units: mg/l

Analyte	Continuing Calibration 08/08/17 22:28 True	Found	%R	Continuing Calibration True	Found	%R	Continuing Calibration True	Found	%R	M
Silver										
Aluminum										
Arsenic										
Barium										
Beryllium										
Calcium										
Cadmium										
Cobalt										
Chromium										
Copper										
Iron										
Mercury										
Potassium										
Magnesium										
Manganese										
Sodium										
Nickel										
Lead										
Antimony										
Selenium										
Thallium	0.0873	0.0901	103.3							F
Vanadium										
Zinc										

(1) Control Limits: Mercury 80-120; Other Metals 90-110

2B
CRDL STANDARD

Lab Name: Phoenix Environmental Labs Client: NETC

Lab Code: Phoenix SDG: GBY76292

Instrument: BLUE

CRDL Standard Source: Environmental Express

Concentration Units: mg/L

	Initial CRDL Standard 8/3/2017 22:35 Initial			Continuing CRDL Standard 8/4/2017 0:08 Continuing		
Analyte	True	Found	%R	True	Found	%R
Silver	0.0050	0.0048	96.4	0.0050	0.0049	98.0
Aluminum	0.0500	0.0531	106.2	0.0500	0.0550	110.0
Arsenic	0.0200	0.0181	90.7	0.0200	0.0184	92.1
Barium	0.0100	0.0100	100.0	0.0100	0.0100	100.4
Beryllium	0.0050	0.0041	82.2	0.0050	0.0041	81.6
Calcium	0.0500	0.0585	116.9	0.0500	0.0582	116.5
Cadmium	0.0050	0.0042	83.6	0.0050	0.0041	82.4
Cobalt	0.0050	0.0041	82.8	0.0050	0.0044	87.0
Chromium	0.0050	0.0050	99.2	0.0050	0.0050	100.2
Copper	0.0050	0.0044	88.4	0.0050	0.0050	100.4
Iron	0.0250	0.0269	107.7	0.0250	0.0268	107.3
Mercury						
Potassium						
Magnesium	0.0500	0.0518	103.6	0.0500	0.0515	103.1
Manganese	0.0050	0.0053	105.6	0.0050	0.0052	103.6
Sodium						
Nickel	0.0050	0.0044	88.0	0.0050	0.0046	91.2
Lead	0.0100	0.0093	93.0	0.0100	0.0097	96.6
Antimony						
Selenium						
Thallium						
Vanadium	0.0100	0.0086	85.9	0.0100	0.0095	94.9
Zinc	0.0100	0.0110	110.1	0.0100	0.0109	108.8

Control Limits: 70-130

2B
CRDL STANDARD

Lab Name: Phoenix Environmental Labs Client: NETC

Lab Code: Phoenix SDG: GBY76292

Instrument: BLUE

CRDL Standard Source: Environmental Express

Concentration Units: mg/L

Analyte	Initial CRDL Standard 8/4/2017 10:26 Initial True	Found	%R	Continuing CRDL Standard 8/4/2017 14:51 Continuing True	Found	%R
Silver	0.0050	0.0049	97.4			
Aluminum	0.0500	0.0529	105.9	0.0500	0.0509	101.8
Arsenic	0.0200	0.0199	99.5			
Barium	0.0100	0.0102	101.8			
Beryllium	0.0050	0.0047	93.2			
Calcium	0.0500	0.0550	109.9	0.0500	0.0591	118.1
Cadmium	0.0050	0.0046	92.6			
Cobalt	0.0050	0.0044	88.2			
Chromium	0.0050	0.0054	107.0			
Copper	0.0050	0.0055	109.2			
Iron	0.0250	0.0260	103.8	0.0250	0.0268	107.4
Mercury						
Potassium	0.5000	0.4874	97.5	0.5000	0.4566	91.3
Magnesium	0.0500	0.0517	103.3			
Manganese	0.0050	0.0048	96.6	0.0050	0.0051	102.2
Sodium	0.5000	0.4908	98.2	0.5000	0.4749	95.0
Nickel	0.0050	0.0050	99.8			
Lead	0.0100	0.0095	94.6			
Antimony						
Selenium						
Thallium						
Vanadium	0.0100	0.0108	107.7			
Zinc	0.0100	0.0102	101.5			

Control Limits: 70-100

FORM II - IN (PART 2) - 2

2B
CRDL STANDARD

Lab Name: Phoenix Environmental Labs Client: NETC

Lab Code: Phoenix SDG: GBY76292

Instrument: BLUE

CRDL Standard Source: Environmental Express

Concentration Units: mg/L

	Continuing CRDL Standard 8/4/2017 21:27 Initial			Continuing CRDL Standard 8/5/2017 2:39 Continuing		
Analyte	True	Found	%R	True	Found	%R
Silver	0.0050	0.0052	104.4	0.0050	0.0054	107.2
Aluminum	0.0500	0.0558	111.6	0.0500	0.0568	113.6
Arsenic	0.0200	0.0210	105.0	0.0200	0.0216	108.2
Barium	0.0100	0.0105	104.6	0.0100	0.0106	106.4
Beryllium	0.0050	0.0050	100.0	0.0050	0.0049	98.0
Calcium	0.0500	0.0608	121.5	0.0500	0.0635	127.0
Cadmium	0.0050	0.0048	96.6	0.0050	0.0048	96.2
Cobalt	0.0050	0.0045	89.8	0.0050	0.0048	95.4
Chromium	0.0050	0.0059	117.0	0.0050	0.0058	115.6
Copper	0.0050	0.0055	109.6	0.0050	0.0049	98.2
Iron	0.0250	0.0268	107.1	0.0250	0.0271	108.2
Mercury						
Potassium	0.5000	0.4798	96.0	0.5000	0.4816	96.3
Magnesium	0.0500	0.0562	112.5	0.0500	0.0567	113.4
Manganese	0.0050	0.0052	104.0	0.0050	0.0052	104.6
Sodium						
Nickel	0.0050	0.0051	102.2	0.0050	0.0054	107.8
Lead	0.0100	0.0098	98.4	0.0100	0.0097	97.3
Antimony						
Selenium						
Thallium						
Vanadium	0.0100	0.0112	111.6	0.0100	0.0109	109.2
Zinc	0.0100	0.0109	108.7	0.0100	0.0109	109.0

Control Limits: 70-130

2B
CRDL STANDARD

Lab Name: Phoenix Environmental Labs Client: NETC

Lab Code: Phoenix SDG: GBY76292

Instrument: BLUE

CRDL Standard Source: Environmental Express

Concentration Units: mg/L

Analyte	Initial CRDL Standard 8/7/2017 7:24 Initial True	Found	%R	Continuing CRDL Standard 8/7/2017 9:33 Continuing True	Found	%R
Silver						
Aluminum						
Arsenic						
Barium						
Beryllium						
Calcium						
Cadmium						
Cobalt						
Chromium						
Copper						
Iron						
Mercury						
Potassium						
Magnesium						
Manganese						
Sodium	0.5000	0.4783	95.7	0.5000	0.4563	91.3
Nickel						
Lead						
Antimony						
Selenium						
Thallium						
Vanadium						
Zinc						

Control Limits: 70-130

2B
CRDL STANDARD

Lab Name: Phoenix Environmental Labs Client: NETC

Lab Code: Phoenix SDG: GBY76292

Instrument: BLUE

CRDL Standard Source: Environmental Express

Concentration Units: mg/L

Analyte	Initial CRDL Standard 8/8/2017 8:56 Initial True	Found	%R	Continuing CRDL Standard 8/8/2017 16:50 Continuing True	Found	%R
Silver						
Aluminum	0.0500	0.0524	104.8	0.0500	0.0520	103.9
Arsenic						
Barium						
Beryllium						
Calcium						
Cadmium						
Cobalt						
Chromium						
Copper						
Iron						
Mercury						
Potassium						
Magnesium						
Manganese						
Sodium						
Nickel						
Lead						
Antimony						
Selenium						
Thallium						
Vanadium						
Zinc						

Control Limits: 70-130

2B
CRDL STANDARD

Lab Name: Phoenix Environmental Labs Client: NETC

Lab Code: Phoenix SDG: GBY76292

Instrument: MERLIN

CRDL Standard Source: Environmental Express

Concentration Units: mg/L

Analyte	Initial CRDL Standard 8/2/2017 9:47 Initial True	Found	%R	Continuing CRDL Standard Continuing True	Found	%R
Silver						
Aluminum						
Arsenic						
Barium						
Beryllium						
Calcium						
Cadmium						
Cobalt						
Chromium						
Copper						
Iron						
Mercury	0.0002	0.0002	107.7			
Potassium						
Magnesium						
Manganese						
Sodium						
Nickel						
Lead						
Antimony						
Selenium						
Thallium						
Vanadium						
Zinc						

Control Limits: 70-130

2B
CRDL STANDARD

Lab Name: Phoenix Environmental Labs Client: NETC

Lab Code: Phoenix SDG: GBY76292

Instrument: MERLIN

CRDL Standard Source: Environmental Express

Concentration Units: mg/L

Analyte	Initial CRDL Standard 8/3/2017 9:30 Initial True	Found	%R	Continuing CRDL Standard Continuing True	Found	%R
Silver						
Aluminum						
Arsenic						
Barium						
Beryllium						
Calcium						
Cadmium						
Cobalt						
Chromium						
Copper						
Iron						
Mercury	0.0002	0.0001	39.3			
Potassium						
Magnesium						
Manganese						
Sodium						
Nickel						
Lead						
Antimony						
Selenium						
Thallium						
Vanadium						
Zinc						

Control Limits: 70-130

2B
CRDL STANDARD

Lab Name: Phoenix Environmental Labs Client: NETC

Lab Code: Phoenix SDG: GBY76292

Instrument: PE600-1

CRDL Standard Source: Environmental Express

Concentration Units: mg/L

Analyte	Initial CRDL Standard 8/3/2017 13:49 Initial True	Found	%R	Continuing CRDL Standard Continuing True	Found	%R
Silver						
Aluminum						
Arsenic						
Barium						
Beryllium						
Calcium						
Cadmium						
Cobalt						
Chromium						
Copper						
Iron						
Mercury						
Potassium						
Magnesium						
Manganese						
Sodium						
Nickel						
Lead						
Antimony	0.0020	0.0017	87.3			
Selenium						
Thallium						
Vanadium						
Zinc						

Control Limits: 70-130

2B
CRDL STANDARD

Lab Name: Phoenix Environmental Labs Client: NETC

Lab Code: Phoenix SDG: GBY76292

Instrument: PE600-1

CRDL Standard Source: Environmental Express

Concentration Units: mg/L

Analyte	Initial CRDL Standard 8/3/2017 15:41 Initial True	Found	%R	Continuing CRDL Standard Continuing True	Found	%R
Silver						
Aluminum						
Arsenic						
Barium						
Beryllium						
Calcium						
Cadmium						
Cobalt						
Chromium						
Copper						
Iron						
Mercury						
Potassium						
Magnesium						
Manganese						
Sodium						
Nickel						
Lead						
Antimony						
Selenium						
Thallium	0.0020	0.0012	62.2			
Vanadium						
Zinc						

Control Limits: 70-130

2B
CRDL STANDARD

Lab Name: Phoenix Environmental Labs Client: NETC

Lab Code: Phoenix SDG: GBY76292

Instrument: PE600-1

CRDL Standard Source: Environmental Express

Concentration Units: mg/L

Analyte	Initial CRDL Standard 8/4/2017 7:33 Initial True	Found	%R	Continuing CRDL Standard Continuing True	Found	%R
Silver						
Aluminum						
Arsenic						
Barium						
Beryllium						
Calcium						
Cadmium						
Cobalt						
Chromium						
Copper						
Iron						
Mercury						
Potassium						
Magnesium						
Manganese						
Sodium						
Nickel						
Lead						
Antimony						
Selenium						
Thallium	0.0020	0.0011	57.2			
Vanadium						
Zinc						

Control Limits: 70-100

2B
CRDL STANDARD

Lab Name: Phoenix Environmental Labs Client: NETC

Lab Code: Phoenix SDG: GBY76292

Instrument: PE600-1

CRDL Standard Source: Environmental Express

Concentration Units: mg/L

Analyte	Initial CRDL Standard 8/4/2017 10:31 Initial True	Found	%R	Continuing CRDL Standard Continuing True	Found	%R
Silver						
Aluminum						
Arsenic						
Barium						
Beryllium						
Calcium						
Cadmium						
Cobalt						
Chromium						
Copper						
Iron						
Mercury						
Potassium						
Magnesium						
Manganese						
Sodium						
Nickel						
Lead						
Antimony						
Selenium	0.0020	0.0016	81.3			
Thallium						
Vanadium						
Zinc						

Control Limits: 70-130

2B
CRDL STANDARD

Lab Name: Phoenix Environmental Labs Client: NETC

Lab Code: Phoenix SDG: GBY76292

Instrument: PE600-1

CRDL Standard Source: Environmental Express

Concentration Units: mg/L

Analyte	Initial CRDL Standard 8/7/2017 11:44 Initial True	Found	%R	Continuing CRDL Standard Continuing True	Found	%R
Silver						
Aluminum						
Arsenic						
Barium						
Beryllium						
Calcium						
Cadmium						
Cobalt						
Chromium						
Copper						
Iron						
Mercury						
Potassium						
Magnesium						
Manganese						
Sodium						
Nickel						
Lead						
Antimony	0.0020	0.0016	80.8			
Selenium						
Thallium						
Vanadium						
Zinc						

Control Limits: 70-100

2B
CRDL STANDARD

Lab Name: Phoenix Environmental Labs Client: NETC

Lab Code: Phoenix SDG: GBY76292

Instrument: PE600-1

CRDL Standard Source: Environmental Express

Concentration Units: mg/L

Analyte	Initial CRDL Standard 8/8/2017 16:34 Initial True	Found	%R	Continuing CRDL Standard Continuing True	Found	%R
Silver						
Aluminum						
Arsenic						
Barium						
Beryllium						
Calcium						
Cadmium						
Cobalt						
Chromium						
Copper						
Iron						
Mercury						
Potassium						
Magnesium						
Manganese						
Sodium						
Nickel						
Lead						
Antimony						
Selenium						
Thallium	0.0020	0.0019	96.8			
Vanadium						
Zinc						

Control Limits: 70-130

Lab Name: Phoenix Environmental Labs Client: NETC

Lab Code: Phoenix SDG No.: GBY76292

Preparation Blank Matrix (soil/water): BY76293 (Water)

Preparation Blank Concentration Units (ug/L or mg/kg): ug/L

Instrument: BLUE

Analyte	Initial Calib. Blank (ug/L) 8/3/2017 6:25	C	Continuing Calibration Blank (ug/L) 8/3/2017 22:46 1	C	8/3/2017 23:17 2	C	8/3/2017 23:49 3	C	Prep Blank (ug/L)	C	M
Silver	5	U	5	U	5	U	5	U	1	U	P
Aluminum	10.0	U	10.0	U	10.0	U	10.0	U	10.0	U	P
Arsenic	4	U	4	U	4	U	4	U	4	U	P
Barium	10	U	10	U	10	U	10	U	2	U	P
Beryllium	1	U	1	U	1	U	1	U	1	U	P
Calcium	10	U	10	U	10	U	10	U	10	U	P
Cadmium	4.0	U	4.0	U	4.0	U	4.0	U	1.0	U	P
Cobalt	5	U	5	U	5	U	5	U	2	U	P
Chromium	1	U	1	U	1	U	1	U	1	U	P
Copper	5	U	5	U	5	U	5	U	5	U	P
Iron	10	U	10	U	10	U	10	U	10	U	P
Mercury											
Potassium											
Magnesium	10	U	10	U	10	U	10	U	10	U	P
Manganese	5	U	5	U	5	U	5	U	1	U	P
Sodium											
Nickel	4	U	4	U	4	U	4	U	1	U	P
Lead	2	U	2	U	2	U	2	U	2	U	P
Antimony											
Selenium											
Thallium											
Vanadium	10	U	10	U	10	U	10	U	2	U	P
Zinc	10	U	10	U	10	U	10	U	2	U	P

FORM III - IN

BLANKS

Lab Name: Phoenix Environmental Labs Client: NETC

Lab Code: Phoenix SDG No.: GBY76292

Preparation Blank Matrix (soil/water): BY76293 (Water)

Preparation Blank Concentration Units (ug/L or mg/kg): ug/L

Instrument: BLUE

Analyte	Initial Calib. Blank (ug/L) 8/4/2017 10:32	C	Continuing Calibration Blank (ug/L) 8/4/2017 11:46 1	C	8/4/2017 12:08 2	C	8/4/2017 12:54 3	C	Prep Blank (ug/L)	C	M
Silver	5	U									P
Aluminum	10.0	U	10.0	U	10.0	U	10.0	U			P
Arsenic	4	U									P
Barium	10	U									P
Beryllium	1	U									P
Calcium	10	U			10	U	10	U			P
Cadmium	4.0	U									P
Cobalt	5	U									P
Chromium	1	U									P
Copper	5	U									P
Iron	10	U			10	U	10	U			P
Mercury											
Potassium	100	U	100	U	100	U	100	U	100	U	P
Magnesium	10	U									P
Manganese	5	U			5	U	5	U			P
Sodium	100	U	100	U	100	U	101		100	U	P
Nickel	4	U									P
Lead	2	U									P
Antimony											
Selenium											
Thallium											
Vanadium	10	U									P
Zinc	10	U									P

FORM III - IN

Lab Name: Phoenix Environmental Labs Client: NETC

Lab Code: Phoenix SDG No.: GBY76292

Preparation Blank Matrix (soil/water): BY77634 (Water)

Preparation Blank Concentration Units (ug/L or mg/kg): ug/L

Instrument: BLUE

Analyte	Initial Calib. Blank (ug/L)	C	Continuing Calibration Blank (ug/L) 8/5/2017 0:26 1	C	8/5/2017 0:59 2	C	8/5/2017 1:31 3	C	Prep Blank (ug/L)	C	M
Silver			5	U	5	U	5	U	1	U	P
Aluminum			10.0	U	10.0	U	10.0	U	10.0	U	P
Arsenic			4	U	4	U	4	U	4	U	P
Barium			10	U	10	U	10	U	2	U	P
Beryllium			1	U	1	U	1	U	1	U	P
Calcium			10	U	10	U	10	U	10	U	P
Cadmium			4.0	U	4.0	U	4.0	U	1.0	U	P
Cobalt			5	U	5	U	5	U	2	U	P
Chromium			1	U	1	U	1	U	1	U	P
Copper			5	U	5	U	5	U	5	U	P
Iron			10	U	10	U	10	U	10	U	P
Mercury											
Potassium			100	U	100	U	100	U	100	U	P
Magnesium			10	U	10	U	10	U	10	U	P
Manganese			5	U	5	U	5	U	1	U	P
Sodium											
Nickel			4	U	4	U	4	U	1	U	P
Lead			2	U	2	U	2	U	2	U	P
Antimony											
Selenium											
Thallium											
Vanadium			10	U	10	U	10	U	2	U	P
Zinc			10	U	10	U	10	U	2	U	P

FORM III - IN

BLANKS

Lab Name: Phoenix Environmental Labs Client: NETC

Lab Code: Phoenix SDG No.: GBY76292

Preparation Blank Matrix (soil/water): BY77634 (Water)

Preparation Blank Concentration Units (ug/L or mg/kg): ug/L

Instrument: BLUE

Analyte	Initial Calib. Blank (ug/L) 8/7/2017 7:29	C	Continuing Calibration Blank (ug/L) 8/7/2017 8:06 1	C	8/7/2017 8:39 2	C	3	C	Prep Blank (ug/L)	C	M
Silver											
Aluminum											
Arsenic											
Barium											
Beryllium											
Calcium											
Cadmium											
Cobalt											
Chromium											
Copper											
Iron											
Mercury											
Potassium											
Magnesium											
Manganese											
Sodium	100	U	100	U	100	U			100	U	P
Nickel											
Lead											
Antimony											
Selenium											
Thallium											
Vanadium											
Zinc											

FORM III - IN

BLANKS

Lab Name: Phoenix Environmental Labs Client: NETC

Lab Code: Phoenix SDG No.: GBY76292

Preparation Blank Matrix (soil/water):

Preparation Blank Concentration Units (ug/L or mg/kg):

Instrument: BLUE

Analyte	Initial Calib. Blank (ug/L) 8/8/2017 9:03	C	Continuing Calibration Blank (ug/L) 8/8/2017 10:24 1	C	8/8/2017 11:02 2	C	3	C	Prep Blank (ug/L)	C	M
Silver											
Aluminum	10.0	U	10.0	U	10.0	U					P
Arsenic											
Barium											
Beryllium											
Calcium											
Cadmium											
Cobalt											
Chromium											
Copper											
Iron											
Mercury											
Potassium											
Magnesium											
Manganese											
Sodium											
Nickel											
Lead											
Antimony											
Selenium											
Thallium											
Vanadium											
Zinc											

FORM III - IN

BLANKS

Lab Name: Phoenix Environmental Labs Client: NETC

Lab Code: Phoenix SDG No.: GBY76292

Preparation Blank Matrix (soil/water): BY75307 (Water)

Preparation Blank Concentration Units (ug/L or mg/kg): ug/L

Instrument: MERLIN

Analyte	Initial Calib. Blank (ug/L) 8/2/2017 9:44	C	Continuing Calibration Blank (ug/L) 8/2/2017 11:04 1	C	8/2/2017 11:24 2	C	8/2/2017 11:55 3	C	Prep Blank (ug/L)	C	M
Silver											
Aluminum											
Arsenic											
Barium											
Beryllium											
Calcium											
Cadmium											
Cobalt											
Chromium											
Copper											
Iron											
Mercury	0.20	U	0.20	U	0.20	U	0.20	U	0.20	U	AV
Potassium											
Magnesium											
Manganese											
Sodium											
Nickel											
Lead											
Antimony											
Selenium											
Thallium											
Vanadium											
Zinc											

FORM III - IN

BLANKS

Lab Name: Phoenix Environmental Labs Client: NETC

Lab Code: Phoenix SDG No.: GBY76292

Preparation Blank Matrix (soil/water): BY76293 (Water)

Preparation Blank Concentration Units (ug/L or mg/kg): ug/L

Instrument: MERLIN

Analyte	Initial Calib. Blank (ug/L) 8/3/2017 9:28	C	Continuing Calibration Blank (ug/L) 8/3/2017 13:03 1	C	8/3/2017 13:34 2	C	8/3/2017 14:01 3	C	Prep Blank (ug/L)	C	M
Silver											
Aluminum											
Arsenic											
Barium											
Beryllium											
Calcium											
Cadmium											
Cobalt											
Chromium											
Copper											
Iron											
Mercury	0.20	U	0.20	U	0.20	U	0.20	U	0.20	U	AV
Potassium											
Magnesium											
Manganese											
Sodium											
Nickel											
Lead											
Antimony											
Selenium											
Thallium											
Vanadium											
Zinc											

FORM III - IN

BLANKS

Lab Name: Phoenix Environmental Labs Client: NETC

Lab Code: Phoenix SDG No.: GBY76292

Preparation Blank Matrix (soil/water):

Preparation Blank Concentration Units (ug/L or mg/kg):

Instrument: MERLIN

Analyte	Initial Calib. Blank (ug/L)	C	Continuing Calibration Blank (ug/L) 8/3/2017 14:14 1	C	2	C	3	C	Prep Blank (ug/L)	C	M
Silver											
Aluminum											
Arsenic											
Barium											
Beryllium											
Calcium											
Cadmium											
Cobalt											
Chromium											
Copper											
Iron											
Mercury			0.20	U							AV
Potassium											
Magnesium											
Manganese											
Sodium											
Nickel											
Lead											
Antimony											
Selenium											
Thallium											
Vanadium											
Zinc											

FORM III - IN

BLANKS

Lab Name: Phoenix Environmental Labs Client: NETC

Lab Code: Phoenix SDG No.: GBY76292

Preparation Blank Matrix (soil/water): BY76293 (Water)

Preparation Blank Concentration Units (ug/L or mg/kg): ug/L

Instrument: PE600-1

Analyte	Initial Calib. Blank (ug/L) 8/3/2017 14:07	C	Continuing Calibration Blank (ug/L) 8/3/2017 14:34 1	C	2	C	3	C	Prep Blank (ug/L)	C	M
Silver											
Aluminum											
Arsenic											
Barium											
Beryllium											
Calcium											
Cadmium											
Cobalt											
Chromium											
Copper											
Iron											
Mercury											
Potassium											
Magnesium											
Manganese											
Sodium											
Nickel											
Lead											
Antimony	3	U	3	U					3	U	F
Selenium											
Thallium											
Vanadium											
Zinc											

FORM III - IN

BLANKS

Lab Name: Phoenix Environmental Labs Client: NETC

Lab Code: Phoenix SDG No.: GBY76292

Preparation Blank Matrix (soil/water): BY76293 (Water)

Preparation Blank Concentration Units (ug/L or mg/kg): ug/L

Instrument: PE600-1

Analyte	Initial Calib. Blank (ug/L) 8/3/2017 17:40	C	Continuing Calibration Blank (ug/L) 8/3/2017 18:25 1	C	8/3/2017 19:10 2	C	3	C	Prep Blank (ug/L)	C	M
Silver											
Aluminum											
Arsenic											
Barium											
Beryllium											
Calcium											
Cadmium											
Cobalt											
Chromium											
Copper											
Iron											
Mercury											
Potassium											
Magnesium											
Manganese											
Sodium											
Nickel											
Lead											
Antimony											
Selenium											
Thallium	1	U	1	U	1	U			1	U	F
Vanadium											
Zinc											

FORM III - IN

BLANKS

Lab Name: Phoenix Environmental Labs Client: NETC

Lab Code: Phoenix SDG No.: GBY76292

Preparation Blank Matrix (soil/water):

Preparation Blank Concentration Units (ug/L or mg/kg):

Instrument: PE600-1

Analyte	Initial Calib. Blank (ug/L) 8/4/2017 7:24	C	Continuing Calibration Blank (ug/L) 8/4/2017 7:50 1	C	2	C	3	C	Prep Blank (ug/L)	C	M
Silver											
Aluminum											
Arsenic											
Barium											
Beryllium											
Calcium											
Cadmium											
Cobalt											
Chromium											
Copper											
Iron											
Mercury											
Potassium											
Magnesium											
Manganese											
Sodium											
Nickel											
Lead											
Antimony											
Selenium											
Thallium	1	U	1	U							F
Vanadium											
Zinc											

FORM III - IN

BLANKS

Lab Name: Phoenix Environmental Labs Client: NETC

Lab Code: Phoenix SDG No.: GBY76292

Preparation Blank Matrix (soil/water): BY76293 (Water)

Preparation Blank Concentration Units (ug/L or mg/kg): ug/L

Instrument: PE600-1

Analyte	Initial Calib. Blank (ug/L) 8/4/2017 11:03	C	Continuing Calibration Blank (ug/L) 8/4/2017 11:51 1	C	8/4/2017 12:40 2	C	8/4/2017 13:28 3	C	Prep Blank (ug/L)	C	M
Silver											
Aluminum											
Arsenic											
Barium											
Beryllium											
Calcium											
Cadmium											
Cobalt											
Chromium											
Copper											
Iron											
Mercury											
Potassium											
Magnesium											
Manganese											
Sodium											
Nickel											
Lead											
Antimony											
Selenium	5	U	5	U	5	U	5	U	5	U	F
Thallium											
Vanadium											
Zinc											

FORM III - IN

BLANKS

Lab Name: Phoenix Environmental Labs Client: NETC

Lab Code: Phoenix SDG No.: GBY76292

Preparation Blank Matrix (soil/water): BY77045 (Water)

Preparation Blank Concentration Units (ug/L or mg/kg): ug/L

Instrument: PE600-1

Analyte	Initial Calib. Blank (ug/L)	C	Continuing Calibration Blank (ug/L) 8/4/2017 14:16 1	C	2	C	3	C	Prep Blank (ug/L)	C	M
Silver											
Aluminum											
Arsenic											
Barium											
Beryllium											
Calcium											
Cadmium											
Cobalt											
Chromium											
Copper											
Iron											
Mercury											
Potassium											
Magnesium											
Manganese											
Sodium											
Nickel											
Lead											
Antimony											
Selenium			5	U					5	U	F
Thallium											
Vanadium											
Zinc											

FORM III - IN

BLANKS

Lab Name: Phoenix Environmental Labs Client: NETC

Lab Code: Phoenix SDG No.: GBY76292

Preparation Blank Matrix (soil/water): BY77045 (Water)

Preparation Blank Concentration Units (ug/L or mg/kg): ug/L

Instrument: PE600-1

Analyte	Initial Calib. Blank (ug/L) 8/7/2017 12:29	C	Continuing Calibration Blank (ug/L) 8/7/2017 12:57 1	C	8/7/2017 13:32 2	C	3	C	Prep Blank (ug/L)	C	M
Silver											
Aluminum											
Arsenic											
Barium											
Beryllium											
Calcium											
Cadmium											
Cobalt											
Chromium											
Copper											
Iron											
Mercury											
Potassium											
Magnesium											
Manganese											
Sodium											
Nickel											
Lead											
Antimony	3	U	3	U	3	U			3	U	F
Selenium											
Thallium											
Vanadium											
Zinc											

FORM III - IN

BLANKS

Lab Name: Phoenix Environmental Labs Client: NETC

Lab Code: Phoenix SDG No.: GBY76292

Preparation Blank Matrix (soil/water): BY77045 (Water)

Preparation Blank Concentration Units (ug/L or mg/kg): ug/L

Instrument: PE600-1

Analyte	Initial Calib. Blank (ug/L) 8/8/2017 20:51	C	Continuing Calibration Blank (ug/L) 8/8/2017 21:33 1	C	8/8/2017 22:25 2	C	3	C	Prep Blank (ug/L)	C	M
Silver											
Aluminum											
Arsenic											
Barium											
Beryllium											
Calcium											
Cadmium											
Cobalt											
Chromium											
Copper											
Iron											
Mercury											
Potassium											
Magnesium											
Manganese											
Sodium											
Nickel											
Lead											
Antimony											
Selenium											
Thallium	1	U	1	U	1	U			1	U	F
Vanadium											
Zinc											

FORM III - IN

4

ICP INTERFERENCE CHECK SAMPLE

Lab Name: Phoenix Environmental Labs Client: NETC

Lab Code: Phoenix SDG No.: GBY76292

Instrument: BLUE ICS Source: Inorganic Ventures, Inc.

Concentration Units: mg/L

Analyte	True Value Sol. A	True Value Sol. AB	Initial Found 8/3/2017 22:38 Sol. A	Initial Found 8/3/2017 22:40 Sol. AB	Initial Found %R	Continuing Found 8/4/2017 0:10 Sol. A	Continuing Found 8/4/2017 0:13 Sol. AB	Continuing Found %R
Silver		0.3000	0.001U	0.261	87.0	0.001U	0.268	89.3
Aluminum	30.00	30.00	30.22	30.20	100.7	30.47	30.98	103.3
Arsenic		1.000	0.001U	0.999	99.9	0.001U	1.011	101.1
Barium		0.3000	0.001U	0.306	102.0	0.001U	0.310	103.3
Beryllium		0.1000	0.001U	0.095	95.0	0.001U	0.095	95.0
Calcium	150.0	150.0	138.3	139.1	92.7	137.3	138.7	92.5
Cadmium		0.3000	0.0024	0.2667	88.9	0.0025	0.2707	90.2
Cobalt		0.3000	0.001U	0.276	92.0	0.001U	0.282	94.0
Chromium		0.3000	0.001U	0.276	92.0	0.001U	0.281	93.7
Copper		0.3000	0.001U	0.307	102.3	0.001U	0.311	103.7
Iron	125.0	125.0	115.7	116.4	93.1	117.4	117.5	94.0
Mercury								
Potassium								
Magnesium	75.00	75.00	70.94	71.23	95.0	71.84	72.01	96.0
Manganese		0.2000	0.001U	0.186	93.0	0.001U	0.189	94.5
Sodium								
Nickel		0.3000	0.001U	0.272	90.7	0.001U	0.275	91.7
Lead		1.000	0.001U	0.946	94.6	0.001U	0.956	95.6
Antimony								
Selenium								
Thallium								
Vanadium		0.3000	0.001U	0.272	90.7	0.001U	0.272	90.7
Zinc		0.3000	0.013	0.292	97.3	0.013	0.300	100.0

4

ICP INTERFERENCE CHECK SAMPLE

Lab Name: Phoenix Environmental Labs Client: NETC

Lab Code: Phoenix SDG No.: GBY76292

Instrument: BLUE ICS Source: Inorganic Ventures, Inc.

Concentration Units: mg/L

Analyte	True Value Sol. A	True Value Sol. AB	Continuing Found 8/4/2017 11:13 Sol. A	Continuing Found 8/4/2017 11:16 Sol. AB	%R	Continuing Found 8/4/2017 14:54 Sol. A	Continuing Found 8/4/2017 14:57 Sol. AB	%R
Silver		0.3000	0.001U	0.293	97.7			
Aluminum	30.00	30.00	30.09	30.10	100.3	29.96	30.32	101.1
Arsenic		1.000	0.001U	1.062	106.2			
Barium		0.3000	0.001U	0.316	105.3			
Beryllium		0.1000	0.001U	0.103	103.0			
Calcium	150.0	150.0	150.0	149.5	99.7	151.9	153.9	102.6
Cadmium		0.3000	0.0025	0.2991	99.7			
Cobalt		0.3000	0.001U	0.301	100.3			
Chromium		0.3000	0.001U	0.311	103.7			
Copper		0.3000	0.001U	0.318	106.0			
Iron	125.0	125.0	127.3	126.5	101.2	128.8	128.7	103.0
Mercury								
Potassium		20.00	0.1U	22.2	111.0	0.1U	21.4	107.0
Magnesium	75.00	75.00	76.04	75.64	100.9			
Manganese		0.2000	0.001U	0.200	100.0	0.001U	0.202	101.0
Sodium	25.00	25.00	24.7	24.8	99.2	24.0	24.1	96.4
Nickel		0.3000	0.001U	0.296	98.7			
Lead		1.000	0.001U	1.022	102.2			
Antimony								
Selenium								
Thallium								
Vanadium		0.3000	0.001U	0.298	99.3			
Zinc		0.3000	0.012	0.313	104.3			

4

ICP INTERFERENCE CHECK SAMPLE

Lab Name: Phoenix Environmental Labs Client: NETC

Lab Code: Phoenix SDG No.: GBY76292

Instrument: BLUE ICS Source: Inorganic Ventures, Inc.

Concentration Units: mg/L

Analyte	True Value Sol. A	True Value Sol. AB	Continuing Found 8/4/2017 21:32 Sol. A	Continuing Found 8/4/2017 21:35 Sol. AB	%R	Continuing Found 8/5/2017 2:45 Sol. A	Continuing Found 8/5/2017 2:47 Sol. AB	%R
Silver		0.3000	0.001U	0.298	99.3	0.001U	0.277	92.3
Aluminum	30.00	30.00	30.86	31.26	104.2	29.40	29.83	99.4
Arsenic		1.000	0.001U	1.091	109.1	0.001U	1.050	105.0
Barium		0.3000	0.001U	0.327	109.0	0.001U	0.312	104.0
Beryllium		0.1000	0.001U	0.107	107.0	0.001U	0.102	102.0
Calcium	150.0	150.0	155.0	156.4	104.3	148.6	150.7	100.5
Cadmium		0.3000	0.0026	0.3128	104.3	0.0025	0.2996	99.9
Cobalt		0.3000	0.001U	0.314	104.7	0.001U	0.301	100.3
Chromium		0.3000	0.001U	0.322	107.3	0.001U	0.311	103.7
Copper		0.3000	0.001U	0.328	109.3	0.001U	0.313	104.3
Iron	125.0	125.0	131.8	132.0	105.6	124.0	127.2	101.8
Mercury								
Potassium		20.00	0.1U	22.7	113.5	0.1U	21.6	108.0
Magnesium	75.00	75.00	78.60	78.88	105.2	73.56	75.73	101.0
Manganese		0.2000	0.001U	0.208	104.0	0.001U	0.200	100.0
Sodium								
Nickel		0.3000	0.001U	0.309	103.0	0.001U	0.296	98.7
Lead		1.000	0.001U	1.050	105.0	0.001U	1.015	101.5
Antimony								
Selenium								
Thallium								
Vanadium		0.3000	0.001U	0.311	103.7	0.001U	0.300	100.0
Zinc		0.3000	0.013	0.328	109.3	0.015	0.312	104.0

4

ICP INTERFERENCE CHECK SAMPLE

Lab Name: Phoenix Environmental Labs Client: NETC

Lab Code: Phoenix SDG No.: GBY76292

Instrument: BLUE ICS Source: Inorganic Ventures, Inc.

Concentration Units: mg/L

Analyte	True Value Sol. A	True Value Sol. AB	Continuing Found 8/7/2017 7:32 Sol. A	Continuing Found 8/7/2017 7:35 Sol. AB	%R	Continuing Found 8/7/2017 9:36 Sol. A	Continuing Found 8/7/2017 9:39 Sol. AB	%R
Silver								
Aluminum								
Arsenic								
Barium								
Beryllium								
Calcium								
Cadmium								
Cobalt								
Chromium								
Copper								
Iron								
Mercury								
Potassium								
Magnesium								
Manganese								
Sodium	25.00	25.00	24.4	24.4	97.6	23.3	23.2	92.8
Nickel								
Lead								
Antimony								
Selenium								
Thallium								
Vanadium								
Zinc								

4

ICP INTERFERENCE CHECK SAMPLE

Lab Name: Phoenix Environmental Labs Client: NETC

Lab Code: Phoenix SDG No.: GBY76292

Instrument: BLUE ICS Source: Inorganic Ventures, Inc.

Concentration Units: mg/L

Analyte	True Value Sol. A	True Value Sol. AB	Continuing Found 8/8/2017 9:06 Sol. A	Continuing Found 8/8/2017 9:09 Sol. AB	%R	Continuing Found 8/8/2017 16:56 Sol. A	Continuing Found 8/8/2017 16:59 Sol. AB	%R
Silver								
Aluminum	30.00	30.00	29.69	29.75	99.2	29.67	30.02	100.1
Arsenic								
Barium								
Beryllium								
Calcium								
Cadmium								
Cobalt								
Chromium								
Copper								
Iron								
Mercury								
Potassium								
Magnesium								
Manganese								
Sodium								
Nickel								
Lead								
Antimony								
Selenium								
Thallium								
Vanadium								
Zinc								

5A
SPIKE SAMPLE RECOVERY

Client Id: BY75307

Lab Name: Phoenix Environmental Labs | Client: NETC

Lab Code: Phoenix | SDG No.: GBY76292

Lab Sample Id: BY75307 | Sample Matrix: GROUND WATER

Date Received: 7/31/2017 | Percent Solids: n.a.

Batch Id: 396070

Concentration Units (mg/L or mg/kg dry weight): mg/L

Analyte	Control Limit %R	Spiked Sample Result (SSR)	C	Sample Result (SR)	C	Spike Added (SA)	%R	Q	M
Silver									
Aluminum									
Arsenic									
Barium									
Beryllium									
Calcium									
Cadmium									
Cobalt									
Chromium									
Copper									
Iron									
Mercury	75-125	0.0023		<0.0002	U	0.0025	90.8		AV
Potassium									
Magnesium									
Manganese									
Sodium									
Nickel									
Lead									
Antimony									
Selenium									
Thallium									
Vanadium									
Zinc									

Comments:

FORM V - IN

5A
SPIKE SAMPLE RECOVERY

Client Id: BB-2

Lab Name: Phoenix Environmental Labs | Client: NETC

Lab Code: Phoenix | SDG No.: GBY76292

Lab Sample Id: BY76293 | Sample Matrix: GROUND WATER

Date Received: 8/1/2017 | Percent Solids: n.a.

Batch Id: 396243

Concentration Units (mg/L or mg/kg dry weight): mg/L

Analyte	Control Limit %R	Spiked Sample Result (SSR)	C	Sample Result (SR)	C	Spike Added (SA)	%R	Q	M
Silver									
Aluminum									
Arsenic									
Barium									
Beryllium									
Calcium									
Cadmium									
Cobalt									
Chromium									
Copper									
Iron									
Mercury	75-125	0.0031		0.0008		0.0025	89.1		AV
Potassium									
Magnesium									
Manganese									
Sodium									
Nickel									
Lead									
Antimony									
Selenium									
Thallium									
Vanadium									
Zinc									

Comments:

FORM V - IN

5A
SPIKE SAMPLE RECOVERY

Client Id: BB-2

Lab Name: Phoenix Environmental Labs | Client: NETC

Lab Code: Phoenix | SDG No.: GBY76292

Lab Sample Id: BY76293 | Sample Matrix: GROUND WATER

Date Received: 8/1/2017 | Percent Solids: n.a.

Batch Id: 396159

Concentration Units (mg/L or mg/kg dry weight): mg/L

Analyte	Control Limit %R	Spiked Sample Result (SSR)	C	Sample Result (SR)	C	Spike Added (SA)	%R	Q	M
Silver									
Aluminum									
Arsenic									
Barium									
Beryllium									
Calcium									
Cadmium									
Cobalt									
Chromium									
Copper									
Iron									
Mercury									
Potassium									
Magnesium									
Manganese									
Sodium									
Nickel									
Lead									
Antimony	75-125	0.0488		<0.002	U	0.0500	97.5		F
Selenium	75-125	0.0510		<0.002	U	0.0500	102		F
Thallium	75-125	0.0452		<0.001	U	0.0500	90.4		F
Vanadium									
Zinc									

Comments:

FORM V - IN

5A
SPIKE SAMPLE RECOVERY

Client Id: BY77045

Lab Name: Phoenix Environmental Labs | Client: NETC

Lab Code: Phoenix | SDG No.: GBY76292

Lab Sample Id: BY77045 | Sample Matrix: WASTE WATER

Date Received: 8/2/2017 | Percent Solids: n.a.

Batch Id: 396351

Concentration Units (mg/L or mg/kg dry weight): mg/L

Analyte	Control Limit %R	Spiked Sample Result (SSR)	C	Sample Result (SR)	C	Spike Added (SA)	%R	Q	M
Silver									
Aluminum									
Arsenic									
Barium									
Beryllium									
Calcium									
Cadmium									
Cobalt									
Chromium									
Copper									
Iron									
Mercury									
Potassium									
Magnesium									
Manganese									
Sodium									
Nickel									
Lead									
Antimony	75-125	0.0520		0.0022		0.0500	99.7		F
Selenium	75-125	0.0623		0.0023		0.0500	120		F
Thallium	75-125	0.0443		<0.001	U	0.0500	88.7		F
Vanadium									
Zinc									

Comments:

FORM V - IN

5A
SPIKE SAMPLE RECOVERY

Client Id: BB-2

Lab Name: Phoenix Environmental Labs | Client: NETC

Lab Code: Phoenix | SDG No.: GBY76292

Lab Sample Id: BY76293 | Sample Matrix: GROUND WATER

Date Received: 8/1/2017 | Percent Solids: n.a.

Batch Id: 396160

Concentration Units (mg/L or mg/kg dry weight): mg/L

Analyte	Control Limit %R	Spiked Sample Result (SSR)	C	Sample Result (SR)	C	Spike Added (SA)	%R	Q	M
Silver	75-125	0.2301		<0.005	U	0.2500	92		P
Aluminum	75-125	1.110		<0.010	U	1.000	108		P
Arsenic	75-125	1.953		0.0138		2.000	97		P
Barium	75-125	1.146		0.1029		1.000	104		P
Beryllium	75-125	0.9461		<0.001	U	1.000	94.6		P
Calcium	75-125	117.7		119.3		1.000	NC		P
Cadmium	75-125	0.8807		<0.004	U	1.000	88.1		P
Cobalt	75-125	0.9473		0.0037		1.000	94.4		P
Chromium	75-125	0.9411		0.0020		1.000	93.9		P
Copper	75-125	1.019		0.0015		1.000	102		P
Iron	75-125	3.606		2.583		1.000	102		P
Mercury									
Potassium	75-125	22.64		17.96		5.000	93.6		P
Magnesium	75-125	26.82		26.19		1.000	NC		P
Manganese	75-125	1.391		0.4377		1.000	95.3		P
Sodium	75-125	24.95		23.81		1.000	NC		P
Nickel	75-125	0.9302		0.0084		1.000	92.2		P
Lead	75-125	1.826		<0.002	U	2.000	91.4		P
Antimony									
Selenium									
Thallium									
Vanadium	75-125	0.9480		<0.010	U	1.000	94.7		P
Zinc	75-125	0.9764		0.0459		1.000	93.1		P

Comments:

FORM V - IN

5A
SPIKE SAMPLE RECOVERY

Client Id: BY77634

Lab Name: Phoenix Environmental Labs | Client: NETC

Lab Code: Phoenix | SDG No.: GBY76292

Lab Sample Id: BY77634 | Sample Matrix: WATER

Date Received: 8/3/2017 | Percent Solids: n.a.

Batch Id: 396353

Concentration Units (mg/L or mg/kg dry weight): mg/L

Analyte	Control Limit %R	Spiked Sample Result (SSR)	C	Sample Result (SR)	C	Spike Added (SA)	%R	Q	M
Silver	75-125	0.2458		<0.001	U	0.2500	98.5		P
Aluminum	75-125	1.237		0.2532		1.000	98.4		P
Arsenic	75-125	1.988		<0.004	U	2.000	99.4		P
Barium	75-125	1.076		0.0231		1.000	105		P
Beryllium	75-125	1.015		<0.001	U	1.000	102		P
Calcium	75-125	7.907		7.103		1.000	NC		P
Cadmium	75-125	1.017		<0.001	U	1.000	102		P
Cobalt	75-125	1.044		<0.002	U	1.000	104		P
Chromium	75-125	1.023		<0.001	U	1.000	102		P
Copper	75-125	1.240		0.2183		1.000	102		P
Iron	75-125	1.053		0.0121		1.000	104		P
Mercury									
Potassium	75-125	6.433		1.413		5.000	100		P
Magnesium	75-125	3.219		2.362		1.000	85.7		P
Manganese	75-125	1.107		0.0809		1.000	103		P
Sodium	75-125	23.66		22.79		1.000	NC		P
Nickel	75-125	1.033		<0.001	U	1.000	103		P
Lead	75-125	2.026		0.0034		2.000	101		P
Antimony									
Selenium									
Thallium									
Vanadium	75-125	1.013		<0.002	U	1.000	101		P
Zinc	75-125	1.022		0.0179		1.000	100		P

Comments:

FORM V - IN

DUPLICATES

Client Id: BY75307

Lab Name: Phoenix Environmental Labs | Client: NETC

Lab Code: Phoenix | SDG No.: GBY76292

Lab Sample Id: BY75307 | Sample Matrix: GROUND WATER

Date Received: 7/31/2017 | Percent Solids: n.a.

Batch Id: 396070

Concentration Units (mg/L or mg/kg dry weight): mg/L

Analyte	Control Limit %	Sample (S)	C	Duplicate (D)	C	RPD*	Q	M
Silver								
Aluminum								
Arsenic								
Barium								
Beryllium								
Calcium								
Cadmium								
Cobalt								
Chromium								
Copper								
Iron								
Mercury	20	0.0002	U	0.0002	U	NC		AV
Potassium								
Magnesium								
Manganese								
Sodium								
Nickel								
Lead								
Antimony								
Selenium								
Thallium								
Vanadium								
Zinc								

* No criteria if either result is less than 5x the reporting level.

FORM VI - IN

6

DUPLICATES

Client Id: BB-2

Lab Name: Phoenix Environmental Labs | Client: NETC

Lab Code: Phoenix | SDG No.: GBY76292

Lab Sample Id: BY76293 | Sample Matrix: GROUND WATER

Date Received: 8/1/2017 | Percent Solids: n.a.

Batch Id: 396243

Concentration Units (mg/L or mg/kg dry weight): mg/L

Analyte	Control Limit %	Sample (S)	C	Duplicate (D)	C	RPD*	Q	M
Silver								
Aluminum								
Arsenic								
Barium								
Beryllium								
Calcium								
Cadmium								
Cobalt								
Chromium								
Copper								
Iron								
Mercury	20	0.0008		0.0008		NC		AV
Potassium								
Magnesium								
Manganese								
Sodium								
Nickel								
Lead								
Antimony								
Selenium								
Thallium								
Vanadium								
Zinc								

* No criteria if either result is less than 5x the reporting level.

FORM VI - IN

DUPLICATES

Client Id: BB-2

Lab Name: Phoenix Environmental Labs | Client: NETC

Lab Code: Phoenix | SDG No.: GBY76292

Lab Sample Id: BY76293 | Sample Matrix: GROUND WATER

Date Received: 8/1/2017 | Percent Solids: n.a.

Batch Id: 396159

Concentration Units (mg/L or mg/kg dry weight): mg/L

Analyte	Control Limit %	Sample (S)	C	Duplicate (D)	C	RPD*	Q	M
Silver								
Aluminum								
Arsenic								
Barium								
Beryllium								
Calcium								
Cadmium								
Cobalt								
Chromium								
Copper								
Iron								
Mercury								
Potassium								
Magnesium								
Manganese								
Sodium								
Nickel								
Lead								
Antimony	20	0.002	U	0.003	U	NC		F
Selenium	20	0.002	U	0.005	U	NC		F
Thallium	20	0.001	U	0.001	U	NC		F
Vanadium								
Zinc								

* No criteria if either result is less than 5x the reporting level.

FORM VI - IN

DUPLICATES

Client Id: BY77045

Lab Name: Phoenix Environmental Labs | Client: NETC

Lab Code: Phoenix | SDG No.: GBY76292

Lab Sample Id: BY77045 | Sample Matrix: WASTE WATER

Date Received: 8/2/2017 | Percent Solids: n.a.

Batch Id: 396351

Concentration Units (mg/L or mg/kg dry weight): mg/L

Analyte	Control Limit %	Sample (S)	C	Duplicate (D)	C	RPD*	Q	M
Silver								
Aluminum								
Arsenic								
Barium								
Beryllium								
Calcium								
Cadmium								
Cobalt								
Chromium								
Copper								
Iron								
Mercury								
Potassium								
Magnesium								
Manganese								
Sodium								
Nickel								
Lead								
Antimony	20	0.002		0.003	U	NC		F
Selenium	20	0.002		0.005	U	NC		F
Thallium	20	0.001	U	0.001	U	NC		F
Vanadium								
Zinc								

* No criteria if either result is less than 5x the reporting level.

FORM VI - IN

DUPLICATES

Client Id: BB-2

Lab Name: Phoenix Environmental Labs | Client: NETC

Lab Code: Phoenix | SDG No.: GBY76292

Lab Sample Id: BY76293 | Sample Matrix: GROUND WATER

Date Received: 8/1/2017 | Percent Solids: n.a.

Batch Id: 396160

Concentration Units (mg/L or mg/kg dry weight): mg/L

Analyte	Control Limit %	Sample (S)	C	Duplicate (D)	C	RPD*	Q	M
Silver	30	0.005	U	0.001	U	NC		P
Aluminum	20	0.010	U	0.010	U	NC		P
Arsenic	20	0.014		0.013		NC		P
Barium	20	0.103		0.101		2.0		P
Beryllium	20	0.001	U	0.001	U	NC		P
Calcium	20	119		117		1.7		P
Cadmium	20	0.004	U	0.001	U	NC		P
Cobalt	20	0.004		0.004		NC		P
Chromium	20	0.002		0.002		NC		P
Copper	20	0.002		0.001		NC		P
Iron	20	2.58		2.53		2.0		P
Mercury								
Potassium	20	18.0		17.7		1.7		P
Magnesium	20	26.2		25.8		1.5		P
Manganese	20	0.438		0.427		2.5		P
Sodium	20	23.8		23.5		1.3		P
Nickel	20	0.008		0.008		NC		P
Lead	20	0.002	U	0.002	U	NC		P
Antimony								
Selenium								
Thallium								
Vanadium	20	0.010	U	0.002	U	NC		P
Zinc	20	0.046		0.045		NC		P

* No criteria if either result is less than 5x the reporting level.

FORM VI - IN

6

DUPLICATES

Client Id: BY77634

Lab Name: Phoenix Environmental Labs | Client: NETC

Lab Code: Phoenix | SDG No.: GBY76292

Lab Sample Id: BY77634 | Sample Matrix: WATER

Date Received: 8/3/2017 | Percent Solids: n.a.

Batch Id: 396353

Concentration Units (mg/L or mg/kg dry weight): mg/L

Analyte	Control Limit %	Sample (S)	C	Duplicate (D)	C	RPD*	Q	M
Silver	30	0.001	U	0.001	U	NC		P
Aluminum	20	0.253		0.246		2.8		P
Arsenic	20	0.004	U	0.004	U	NC		P
Barium	20	0.023		0.023		0.0		P
Beryllium	20	0.001	U	0.001	U	NC		P
Calcium	20	7.10		6.94		2.3		P
Cadmium	20	0.001	U	0.001	U	NC		P
Cobalt	20	0.002	U	0.002	U	NC		P
Chromium	20	0.001	U	0.001	U	NC		P
Copper	20	0.218		0.208		4.7		P
Iron	20	0.012		0.019		NC		P
Mercury								
Potassium	20	1.4		1.4		0.0		P
Magnesium	20	2.36		2.32		1.7		P
Manganese	20	0.081		0.078		3.8		P
Sodium	20	22.8		22.1		3.1		P
Nickel	20	0.001	U	0.001	U	NC		P
Lead	20	0.003		0.004		NC		P
Antimony								
Selenium								
Thallium								
Vanadium	20	0.002	U	0.002	U	NC		P
Zinc	20	0.018		0.021		15.4		P

* No criteria if either result is less than 5x the reporting level.

FORM VI - IN

LABORATORY CONTROL SAMPLE

Lab Name: Phoenix Environmental Labs Client: NETC

Lab Code: Phoenix SDG No.: GBY76292

Aqueous LCS Source: Environmental Express

QC Batch Id: 396070

QC Sample Id: BY75307

Analyte	Concentration Units (mg/L) True	Found	%R	Limits	
Silver					
Aluminum					
Arsenic					
Barium					
Beryllium					
Calcium					
Cadmium					
Cobalt					
Chromium					
Copper					
Iron					
Mercury	0.0025	0.0024	95.4	75	125
Potassium					
Magnesium					
Manganese					
Sodium					
Nickel					
Lead					
Antimony					
Selenium					
Thallium					
Vanadium					
Zinc					

FORM VII - IN

LABORATORY CONTROL SAMPLE

Lab Name: Phoenix Environmental Labs Client: NETC

Lab Code: Phoenix SDG No.: GBY76292

Aqueous LCS Source: Environmental Express

QC Batch Id: 396243

QC Sample Id: BY76293

Analyte	Concentration Units (mg/L) True	Found	%R	Limits	
Silver					
Aluminum					
Arsenic					
Barium					
Beryllium					
Calcium					
Cadmium					
Cobalt					
Chromium					
Copper					
Iron					
Mercury	0.0025	0.0021	85.4	75	125
Potassium					
Magnesium					
Manganese					
Sodium					
Nickel					
Lead					
Antimony					
Selenium					
Thallium					
Vanadium					
Zinc					

FORM VII - IN

LABORATORY CONTROL SAMPLE

Lab Name: Phoenix Environmental Labs Client: NETC

Lab Code: Phoenix SDG No.: GBY76292

Aqueous LCS Source:

QC Batch Id: 396159

QC Sample Id: BY76293

Analyte	Concentration Units (mg/L) True	Found	%R	Limits	
Silver					
Aluminum					
Arsenic					
Barium					
Beryllium					
Calcium					
Cadmium					
Cobalt					
Chromium					
Copper					
Iron					
Mercury					
Potassium					
Magnesium					
Manganese					
Sodium					
Nickel					
Lead					
Antimony	0.0500	0.0513	103	75	125
Selenium	0.0500	0.0577	115	75	125
Thallium	0.0500	0.0540	108	75	125
Vanadium					
Zinc					

FORM VII - IN

LABORATORY CONTROL SAMPLE

Lab Name: Phoenix Environmental Labs Client: NETC

Lab Code: Phoenix SDG No.: GBY76292

Aqueous LCS Source:

QC Batch Id: 396351

QC Sample Id: BY77045

Analyte	Concentration Units (mg/L) True	Found	%R	Limits	
Silver					
Aluminum					
Arsenic					
Barium					
Beryllium					
Calcium					
Cadmium					
Cobalt					
Chromium					
Copper					
Iron					
Mercury					
Potassium					
Magnesium					
Manganese					
Sodium					
Nickel					
Lead					
Antimony	0.0500	0.0517	103	75	125
Selenium	0.0500	0.0555	111	75	125
Thallium	0.0500	0.0546	109	75	125
Vanadium					
Zinc					

FORM VII - IN

LABORATORY CONTROL SAMPLE

Lab Name: Phoenix Environmental Labs Client: NETC

Lab Code: Phoenix SDG No.: GBY76292

Aqueous LCS Source: Environmental Express

QC Batch Id: 396160

QC Sample Id: BY76293

Analyte	Concentration Units (mg/L) True	Found	%R	Limits	
Silver	0.2500	0.2175	87.0	70	130
Aluminum	1.000	0.9776	97.8	80	120
Arsenic	2.000	1.822	91.1	80	120
Barium	1.000	1.019	102	80	120
Beryllium	1.000	0.9118	91.2	80	120
Calcium	1.000	0.8772	87.7	80	120
Cadmium	1.000	0.8826	88.3	80	120
Cobalt	1.000	0.9446	94.5	80	120
Chromium	1.000	0.9298	93.0	80	120
Copper	1.000	0.9752	97.5	80	120
Iron	1.000	0.9571	95.7	80	120
Mercury					
Potassium	5.000	4.961	99.2	80	120
Magnesium	1.000	0.9498	95.0	80	120
Manganese	1.000	0.9359	93.6	80	120
Sodium	1.000	1.061	106	80	120
Nickel	1.000	0.9336	93.4	80	120
Lead	2.000	1.833	91.7	80	120
Antimony					
Selenium					
Thallium					
Vanadium	1.000	0.9049	90.5	80	120
Zinc	1.000	0.8996	90.0	80	120

FORM VII - IN

LABORATORY CONTROL SAMPLE

Lab Name: Phoenix Environmental Labs Client: NETC

Lab Code: Phoenix SDG No.: GBY76292

Aqueous LCS Source: Environmental Express

QC Batch Id: 396353

QC Sample Id: BY77634

Analyte	Concentration Units (mg/L) True	Found	%R	Limits	
Silver	0.2500	0.2461	98.4	70	130
Aluminum	1.000	1.001	100	80	120
Arsenic	2.000	2.003	100	80	120
Barium	1.000	1.077	108	80	120
Beryllium	1.000	1.012	101	80	120
Calcium	1.000	1.013	101	80	120
Cadmium	1.000	1.016	102	80	120
Cobalt	1.000	1.056	106	80	120
Chromium	1.000	1.033	103	80	120
Copper	1.000	1.033	103	80	120
Iron	1.000	1.055	106	80	120
Mercury					
Potassium	5.000	5.107	102	80	120
Magnesium	1.000	1.043	104	80	120
Manganese	1.000	1.029	103	80	120
Sodium	1.000	1.019	102	80	120
Nickel	1.000	1.045	105	80	120
Lead	2.000	2.046	102	80	120
Antimony					
Selenium					
Thallium					
Vanadium	1.000	1.018	102	80	120
Zinc	1.000	0.9933	99.3	80	120

FORM VII - IN

ICP SERIAL DILUTION

Client Id: BB-2

Lab Name: Phoenix Environmental Labs | Client: NETC

Lab Code: Phoenix | SDG No.: GBY76292

Lab Sample Id: BY76293 | Sample Matrix: GROUND WATER

Date Received: 8/1/2017 | Percent Solids: n.a.

Concentration Units (mg/L or mg/kg dry weight): mg/L

Analyte	Initial Sample Result (I)	Q	Serial Dilution Result (S)	Q	% Differ-ence*	Q	M
Silver	0.005	U	0.025	U	NC		P
Aluminum	0.01	U	0.206		NC		P
Arsenic	0.014		0.013	J	NC		P
Barium	0.103		0.103		NC		P
Beryllium	0.001	U	0.005	U	NC		P
Calcium	119		120		0.8		P
Cadmium	0.004	U	0.02	U	NC		P
Cobalt	0.004	J	0.025	U	NC		P
Chromium	0.002		0.005	U			P
Copper	0.002	J	0.025	U	NC		P
Iron	2.58		2.68		3.9		P
Potassium	18		21.3		18.3	E	P
Magnesium	26.2		26.3		0.4		P
Manganese	0.438		0.448		2.3		P
Sodium	23.8		30.5		28.2	E	P
Nickel	0.008		0.01	J	NC		P
Lead	0.002	U	0.01	U	NC		P
Vanadium	0.01	U	0.05	U	NC		P
Zinc	0.046		0.051		NC		P

* No criteria (NC) if either result is less than 5x the reporting level.

FORM IX - IN

ICP SERIAL DILUTION

Client Id: BY77634

Lab Name: Phoenix Environmental Labs | Client: NETC

Lab Code: Phoenix | SDG No.: GBY76292

Lab Sample Id: BY77634 | Sample Matrix: WATER

Date Received: 8/3/2017 | Percent Solids: n.a.

Concentration Units (mg/L or mg/kg dry weight): mg/L

Analyte	Initial Sample Result (I)	Q	Serial Dilution Result (S)	Q	% Differ-ence*	Q	M
Silver	0.001	U	0.005	U	NC		P
Aluminum	0.253		0.144		NC		P
Arsenic	0.004	U	0.02	U	NC		P
Barium	0.023		0.023		0.0		P
Beryllium	0.001	U	0.005	U	NC		P
Calcium	7.10		6.78		4.5		P
Cadmium	0.001	U	0.005	U	NC		P
Cobalt	0.002	U	0.01	U	NC		P
Chromium	0.001	U	0.005	U	NC		P
Copper	0.218		0.207		5.0		P
Iron	0.012		0.05	U	NC		P
Potassium	1.4		1.3		7.1		P
Magnesium	2.36		2.37		0.4		P
Manganese	0.081		0.077		NC		P
Sodium	22.8		24.1		5.4		P
Nickel	0.001	U	0.005	U	NC		P
Lead	0.003		0.01	U	NC		P
Vanadium	0.002	U	0.01	U	NC		P
Zinc	0.018		0.016		NC		P

* No criteria (NC) if either result is less than 5x the reporting level.

FORM IX - IN

10
DETECTION LIMITS

Lab Name: Phoenix Environmental Labs Client: NETC

Lab Code: Phoenix SDG No.: GBY76292

Instrument: BLUE Date: 10/25/12

Analyte	Wave-length (nm)	Back-ground	PQL (ug/L)	MDL (ug/L)	M
Silver	328.068		5.0	1.0	P
Aluminum	396.152		10	2.4	P
Arsenic	189.042		4.0	1.0	P
Barium	455.404		10	1.0	P
Beryllium	313.107		1.0	1.0	P
Calcium	317.933		10	3.0	P
Cadmium	214.438		4.0	0.50	P
Cobalt	228.615		5.0	1.0	P
Chromium	267.716		1.0	1.0	P
Copper	324.754		5.0	1.0	P
Iron	259.940		10	10	P
Mercury					
Potassium	766.490		100	100	P
Magnesium	279.079		10	10	P
Manganese	257.610		5.0	1.0	P
Sodium	589.592		100	100	P
Nickel	231.604		4.0	1.0	P
Lead	220.351		2.0	1.0	P
Antimony					
Selenium					
Thallium					
Vanadium	292.402		10	1.0	P
Zinc	213.856		10	1.0	P

Comments:

FORM X - IN

DETECTION LIMITS

Lab Name: Phoenix Environmental Labs Client: NETC

Lab Code: Phoenix SDG No.: GBY76292

Instrument: MERLIN Date: 12/08/11

Analyte	Wave-length (nm)	Back-ground	PQL (ug/L)	MDL (ug/L)	M
Silver					
Aluminum					
Arsenic					
Barium					
Beryllium					
Calcium					
Cadmium					
Cobalt					
Chromium					
Copper					
Iron					
Mercury	279.55		0.20	0.12	AV
Potassium					
Magnesium					
Manganese					
Sodium					
Nickel					
Lead					
Antimony					
Selenium					
Thallium					
Vanadium					
Zinc					

Comments:

FORM X - IN

DETECTION LIMITS

Lab Name: Phoenix Environmental Labs Client: NETC

Lab Code: Phoenix SDG No.: GBY76292

Instrument: PE600-1 Date: 11/09/11

Analyte	Wave-length (nm)	Back-ground	PQL (ug/L)	MDL (ug/L)	M
Silver					
Aluminum					
Arsenic					
Barium					
Beryllium					
Calcium					
Cadmium					
Cobalt					
Chromium					
Copper					
Iron					
Mercury					
Potassium					
Magnesium					
Manganese					
Sodium					
Nickel					
Lead					
Antimony	217.6		3.00	3.00	F
Selenium	196.0		4.00	2.00	F
Thallium	276.8		2.00	1.00	F
Vanadium					
Zinc					

Comments:

FORM X - IN

11A
ICP INTERELEMENT CORRECTION FACTORS (ANNUALLY)

Lab Name: Phoenix Environmental Labs Client: NETC

Lab Code: Phoenix SDG No.: GBY76292

Instrument: BLUE

Analyte	Wave-length (nm)	Interelement Correction Factors for: Al	Ca	Cr	Fe	Mg	Mn	Na	Ti	V	Zn
Silver	328.07										
Aluminum	396.15						Applied				
Arsenic	189.04			Applied							
Barium	455.40								Applied		Applied
Beryllium	313.11								Applied		
Calcium	317.93			Applied	Applied		Applied		Applied		
Cadmium	214.44				Applied						
Cobalt	228.62								Applied		
Chromium	267.72				Applied		Applied			Applied	
Copper	324.75										
Iron	259.94										
Potassium	766.49										
Magnesium	279.08										
Manganese	257.61	Applied		Applied	Applied	Applied					
Sodium	589.59										Applied
Nickel	231.60										
Lead	220.35										
Antimony	206.83										
Selenium	196.09	Applied									
Thallium	190.86										
Vanadium	292.40										
Zinc	213.86			Applied			Applied				

Comments:

FORM XI (PART 1) - IN

ICP LINEAR RANGES (ANNUAL)

Lab Name: Phoenix Environmental Labs Client: NETC

Lab Code: Phoenix SDG No.: GBY76292

Instrument: Blue

Analyte	Wavelength (nm)	Concentration (ug/L)	M
Silver	328.07	500.0	P
Aluminum	396.15	30000.0	P
Arsenic	189.04	2000.0	P
Barium	455.40	2000.0	P
Beryllium	313.11	2000.0	P
Calcium	317.93	150000.0	P
Cadmium	214.44	2000.0	P
Cobalt	228.62	2000.0	P
Chromium	267.72	2000.0	P
Copper	324.75	2000.0	P
Iron	259.94	125000.0	P
Potassium	766.49	20000.0	P
Magnesium	279.08	75000.0	P
Manganese	257.61	2000.0	P
Sodium	589.59	50000.0	P
Nickel	231.60	2000.0	P
Lead	220.35	2000.0	P
Antimony	206.83	2000.0	P
Selenium	196.09	2000.0	P
Thallium	190.86	2000.0	P
Vanadium	292.40	2000.0	P
Zinc	213.86	2000.0	P

Comments:

A linear range study is performed annually. The concentrations above reflect the highest calibration point which is lower than the linear range concentration.

FORM XII - IN

PREPARATION LOG

Lab Name: Phoenix Environmental Labs Client: NETC

Lab Code: Phoenix SDG No.: GBY76292

Method: AV (Cold Vapor)

Batch Id: 396070

Lab Sample Id	Preparation Date	Initial Volume (mL)	Final Volume (mL)
BY75307 BLK	08/02/17	40	50
BY75307 DUP	08/02/17	40	50
BY75307 LCS	08/02/17	40	50
BY75307 MS	08/02/17	40	50
BY76294	08/02/17	40	50
BY76297	08/02/17	40	50

PREPARATION LOG

Lab Name: Phoenix Environmental Labs Client: NETC

Lab Code: Phoenix SDG No.: GBY76292

Method: AV (Cold Vapor)

Batch Id: 396243

Lab Sample Id	Preparation Date	Initial Volume (mL)	Final Volume (mL)
BY76293 BLK	08/03/17	40	50
BY76293 DUP	08/03/17	40	50
BY76293 LCS	08/03/17	40	50
BY76293 MS	08/03/17	40	50
BY76293	08/03/17	40	50
BY76296	08/03/17	40	50
BY76298	08/03/17	40	50
BY76299	08/03/17	40	50

PREPARATION LOG

Lab Name: Phoenix Environmental Labs Client: NETC

Lab Code: Phoenix SDG No.: GBY76292

Method: F (Furnace)

Batch Id: 396159

Lab Sample Id	Preparation Date	Initial Volume (mL)	Final Volume (mL)
BY76293 DUP	08/02/17	50	25
BY76293 MS	08/02/17	50	25
BY76293 LCS	08/02/17	50	25
BY76293 BLK	08/02/17	50	25
BY76293	08/02/17	50	25
BY76294	08/02/17	50	25
BY76296	08/02/17	50	25
BY76297	08/02/17	50	25
BY76299	08/02/17	50	25

PREPARATION LOG

Lab Name: Phoenix Environmental Labs Client: NETC

Lab Code: Phoenix SDG No.: GBY76292

Method: F (Furnace)

Batch Id: 396351

Lab Sample Id	Preparation Date	Initial Volume (mL)	Final Volume (mL)
BY77045 DUP	08/03/17	50	25
BY77045 MS	08/03/17	50	25
BY77045 LCS	08/03/17	50	25
BY77045 BLK	08/03/17	50	25
BY76298	08/03/17	50	25

PREPARATION LOG

Lab Name: Phoenix Environmental Labs Client: NETC

Lab Code: Phoenix SDG No.: GBY76292

Method: P (ICP)

Batch Id: 396160

Lab Sample Id	Preparation Date	Initial Volume (mL)	Final Volume (mL)
BY76293 BLK	08/02/17	50	50
BY76293 DUP	08/02/17	50	50
BY76293 LCS	08/02/17	50	50
BY76293 MS	08/02/17	50	50
BY76293	08/02/17	50	50
BY76294	08/02/17	50	50
BY76296	08/02/17	50	50
BY76297	08/02/17	50	50
BY76299	08/02/17	50	50

PREPARATION LOG

Lab Name: Phoenix Environmental Labs Client: NETC

Lab Code: Phoenix SDG No.: GBY76292

Method: P (ICP)

Batch Id: 396353

Lab Sample Id	Preparation Date	Initial Volume (mL)	Final Volume (mL)
BY77634 BLK	08/03/17	50	50
BY77634 DUP	08/03/17	50	50
BY77634 LCS	08/03/17	50	50
BY77634 MS	08/03/17	50	50
BY76298	08/03/17	50	50

ANALYSIS RUN LOG

Lab Name: Phoenix Environmental Labs Client: NETC

Lab Code: Phoenix SDG: GBY76292

Instrument: BLUE Method: P (ICP)

Start Date: 08/03/17 End Date: 08/04/17

Lab Sample Id	Client Sample Id	D/F	Time	Analytes																										
				AG	AL	AS	BA	BE	CA	CD	CO	CR	CU	FE	HG	K	MG	MN	NA	NI	PB	SB	SE	TL	V	ZN		
ICV			06:02	X	X	X	X	X	X	X	X	X	X	X			X	X		X	X				X	X		
ICB		1	06:25	X	X	X	X	X	X	X	X	X	X	X			X	X		X	X				X	X		
I-CRDL		1	22:35	X	X	X	X	X	X	X	X	X	X	X			X	X		X	X				X	X		
I-ICSA		1	22:38	X	X	X	X	X	X	X	X	X	X	X			X	X		X	X				X	X		
I-ICSAB		1	22:40	X	X	X	X	X	X	X	X	X	X	X			X	X		X	X				X	X		
CCV		1	22:43	X	X	X	X	X	X	X	X	X	X	X			X	X		X	X				X	X		
CCB		1	22:46	X	X	X	X	X	X	X	X	X	X	X			X	X		X	X				X	X		
-		1	22:48																											
BY76293 - BLK	BB-2 - BLK	1	22:51	X	X	X	X	X	X	X	X	X	X	X			X	X		X	X				X	X		
BY76293 - LCS	BB-2 - LCS	1	22:54	X	X	X	X	X	X	X	X	X	X	X			X	X		X	X				X	X		
BY76293	BB-2	1	22:56	X		X	X	X	X	X	X	X	X	X			X	X		X	X				X	X		
BY76293 - DUP	BB-2 - DUP	1	22:59	X	X	X	X	X	X	X	X	X	X	X			X	X		X	X				X	X		
BY76293 - MS	BB-2 - MS	1	23:02	X	X	X	X	X	X	X	X	X	X	X			X	X		X	X				X	X		
BY76293 - DIL	BB-2 - DIL	5	23:04	X	X	X	X	X	X	X	X	X	X	X			X	X		X	X				X	X		
BY76293 - PS	BB-2 - PS	1	23:07	X	X	X	X	X	X	X	X	X	X	X			X	X		X	X				X	X		
-		1	23:10																											
-		1	23:12																											
CCV		1	23:15	X	X	X	X	X	X	X	X	X	X	X			X	X		X	X				X	X		
CCB		1	23:17	X	X	X	X	X	X	X	X	X	X	X			X	X		X	X				X	X		
-		1	23:20																											
-		1	23:23																											
-		1	23:25																											
-		1	23:28																											
-		1	23:31																											
-		1	23:33																											
BY76294	BB-2 DUP	1	23:36	X		X	X	X	X	X	X	X	X	X			X	X		X	X				X	X		
BY76296	MW-6	1	23:39	X		X	X	X		X	X	X	X	X			X			X	X				X	X		
BY76297	NE-1	1	23:41	X		X	X	X	X	X	X	X	X				X			X	X				X	X		
BY76299	NW-1	1	23:44	X	X	X	X	X	X	X	X	X	X	X			X	X		X	X				X	X		
CCV		1	23:47	X	X	X	X	X	X	X	X	X	X	X			X	X		X	X				X	X		
CCB		1	23:49	X	X	X	X	X	X	X	X	X	X	X			X	X		X	X				X	X		
CRDL		1	00:08	X	X	X	X	X	X	X	X	X	X	X			X	X		X	X				X	X		
ICSA		1	00:10	X	X	X	X	X	X	X	X	X	X	X			X	X		X	X				X	X		
ICSAB		1	00:13	X	X	X	X	X	X	X	X	X	X	X			X	X		X	X				X	X		

FORM XIV - IN - 1

ANALYSIS RUN LOG

Lab Name: Phoenix Environmental Labs Client:

Lab Code: Phoenix SDG: GBY76292

Instrument: BLUE Method: P (ICP)

Start Date: 08/04/17 End Date: 08/05/17

Lab Sample Id	Client Sample Id	D/F	Time	Analytes																								
				AG	AL	AS	BA	BE	CA	CD	CO	CR	CU	FE	HG	K	MG	MN	NA	NI	PB	SB	SE	TL	V	ZN		
ICV			10:15	X	X	X	X	X	X	X	X	X	X	X		X	X	X	X	X	X				X	X		
I-CRDL		1	10:26	X	X	X	X	X	X	X	X	X	X	X		X	X	X	X	X	X				X	X		
ICB		1	10:32	X	X	X	X	X	X	X	X	X	X	X		X	X	X	X	X	X				X	X		
I-ICSA		1	11:13	X	X	X	X	X	X	X	X	X	X	X		X	X	X	X	X	X				X	X		
I-ICSAB		1	11:16	X	X	X	X	X	X	X	X	X	X	X		X	X	X	X	X	X				X	X		
CCV		1	11:43		X											X			X									
CCB		1	11:46		X											X			X									
BY76293 - BLK	BB-2 - BLK	1	11:49													X			X									
BY76293 - LCS	BB-2 - LCS	1	11:52													X			X									
BY76293	BB-2	1	11:54		X											X			X									
BY76293 - DUP	BB-2 - DUP	1	11:57													X			X									
BY76293 - MS	BB-2 - MS	1	12:00													X			X									
BY76294	BB-2 DUP	1	12:02													X			X									
CCV		1	12:05		X				X					X		X		X	X									
CCB		1	12:08		X				X					X		X		X	X									
BY76296	MW-6	1	12:11													X												
BY76297	NE-1	1	12:13													X												
BY76299	NW-1	100	12:16																X									
-		5	12:19																									
BY76296	MW-6	10	12:22		X				X									X	X									
BY76297	NE-1	10	12:24		X									X				X	X									
BY76299	NW-1	1	12:27													X												
-		1	12:30																									
-		1	12:32																									
-		1	12:35																									
-		1	12:38																									
-		1	12:41																									
-		1	12:43																									
-		1	12:46																									
-		1	12:49																									
CCV		1	12:51		X				X					X		X		X	X									
CCB		1	12:54		X				X					X		X		X	X									
CRDL		1	14:51		X				X					X		X		X	X									
ICSA		1	14:54		X				X					X		X		X	X									
ICSAB		1	14:57		X				X					X		X		X	X									
CRDL		1	21:27	X	X	X	X	X	X	X	X	X	X	X		X	X	X		X	X				X	X		
ICSA		1	21:32	X	X	X	X	X	X	X	X	X	X	X		X	X	X		X	X				X	X		
ICSAB		1	21:35	X	X	X	X	X	X	X	X	X	X	X		X	X	X		X	X				X	X		

FORM XIV - IN - 2

ANALYSIS RUN LOG

Lab Name: Phoenix Environmental Labs Client:

Lab Code: Phoenix SDG: GBY76292

Instrument: BLUE Method: P (ICP)

Start Date: 08/04/17 End Date: 08/05/17

Lab Sample Id	Client Sample Id	D/F	Time	Analytes																								
				AG	AL	AS	BA	BE	CA	CD	CO	CR	CU	FE	HG	K	MG	MN	NA	NI	PB	SB	SE	TL	V	ZN		
CCV		1	00:23	X	X	X	X	X	X	X	X	X	X	X		X	X	X		X	X				X	X		
CCB		1	00:26	X	X	X	X	X	X	X	X	X	X	X		X	X	X		X	X				X	X		
-		1	00:29																									
-		1	00:31																									
-		1	00:34																									
-		1	00:37																									
-		1	00:40																									
-		1	00:42																									
-		1	00:45																									
-		1	00:48																									
BY77634 - BLK	BY77634 - BLK	1	00:50	X	X	X	X	X	X	X	X	X	X	X		X	X	X		X	X				X	X		
BY77634 - LCS	BY77634 - LCS	1	00:53	X	X	X	X	X	X	X	X	X	X	X		X	X	X		X	X				X	X		
CCV		1	00:56	X	X	X	X	X	X	X	X	X	X	X		X	X	X		X	X				X	X		
CCB		1	00:59	X	X	X	X	X	X	X	X	X	X	X		X	X	X		X	X				X	X		
-		1	01:01																									
BY77634 - DUP	BY77634 - DUP	1	01:04	X	X	X	X	X	X	X	X	X	X	X		X	X	X		X	X				X	X		
BY77634 - MS	BY77634 - MS	1	01:07	X	X	X	X	X	X	X	X	X	X	X		X	X	X		X	X				X	X		
BY77634 - DIL	BY77634 - DIL	5	01:10	X	X	X	X	X	X	X	X	X	X	X		X	X	X		X	X				X	X		
BY77634 - PS	BY77634 - PS	1	01:12	X	X	X	X	X	X	X	X	X	X	X		X	X	X		X	X				X	X		
-		10	01:15																									
BY76298	B4-1	1	01:18	X	X	X	X	X	X	X	X	X	X	X		X	X	X		X	X				X	X		
-		1	01:20																									
-		10	01:23																									
-		1	01:26																									
CCV		1	01:29	X	X	X	X	X	X	X	X	X	X	X		X	X	X		X	X				X	X		
CCB		1	01:31	X	X	X	X	X	X	X	X	X	X	X		X	X	X		X	X				X	X		
CRDL		1	02:39	X	X	X	X	X	X	X	X	X	X	X		X	X	X		X	X				X	X		
ICSA		1	02:45	X	X	X	X	X	X	X	X	X	X	X		X	X	X		X	X				X	X		
ICSAB		1	02:47	X	X	X	X	X	X	X	X	X	X	X		X	X	X		X	X				X	X		

FORM XIV - IN - 3

ANALYSIS RUN LOG

Lab Name: Phoenix Environmental Labs Client:

Lab Code: Phoenix SDG: GBY76292

Instrument: BLUE Method: P (ICP)

Start Date: 08/07/17 End Date: 08/07/17

Lab Sample Id	Client Sample Id	D/F	Time	Analytes																									
				AG	AL	AS	BA	BE	CA	CD	CO	CR	CU	FE	HG	K	MG	MN	NA	NI	PB	SB	SE	TL	V	ZN		
ICV			06:55																X									
I-CRDL		1	07:24																X									
ICB		1	07:29																X									
I-ICSA		1	07:32																X									
I-ICSAB		1	07:35																X									
CCV		1	08:03																X									
CCB		1	08:06																X									
-		1	08:09																									
BY77634 - BLK	BY77634 - BLK	1	08:12																X									
BY77634 - LCS	BY77634 - LCS	1	08:14																X									
-		1	08:17																									
BY77634 - DUP	BY77634 - DUP	1	08:20																X									
BY77634 - MS	BY77634 - MS	1	08:23																X									
BY76298	B4-1	100	08:25																X									
-		10	08:28																									
-		10	08:31																									
-		1	08:33																									
CCV		1	08:36																X									
CCB		1	08:39																X									
CRDL		1	09:33																X									
ICSA		1	09:36																X									
ICSAB		1	09:39																X									

FORM XIV - IN - 4

ANALYSIS RUN LOG

Lab Name: Phoenix Environmental Labs Client:

Lab Code: Phoenix SDG: GBY76292

Instrument: BLUE Method: P (ICP)

Start Date: 08/08/17 End Date: 08/08/17

Lab Sample Id	Client Sample Id	D/F	Time	Analytes																										
				AG	AL	AS	BA	BE	CA	CD	CO	CR	CU	FE	HG	K	MG	MN	NA	NI	PB	SB	SE	TL	V	ZN		
ICV			08:26		X																									
I-CRDL		1	08:56		X																									
ICB		1	09:03		X																									
I-ICSA		1	09:06		X																									
I-ICSAB		1	09:09		X																									
CCV		1	10:21		X																									
CCB		1	10:24		X																									
-		1	10:27																											
BY76294	BB-2 DUP	1	10:30		X																									
-		1	10:32																											
-		1	10:35																											
-		1	10:38																											
-		1	10:40																											
-		1	10:43																											
-		1	10:46																											
-		5	10:49																											
-		1	10:51																											
-		1	10:54																											
-		1	10:57																											
CCV		1	11:00		X																									
CCB		1	11:02		X																									
CRDL		1	16:50		X																									
ICSA		1	16:56		X																									
ICSAB		1	16:59		X																									

FORM XIV - IN - 5

ANALYSIS RUN LOG

Lab Name: Phoenix Environmental Labs Client: NETC

Lab Code: Phoenix SDG: GBY76292

Instrument: MERLIN Method: AV (Cold Vapor)

Start Date: 08/02/17 End Date: 08/02/17

Lab Sample Id	Client Sample Id	D/F	Time	Analytes																										
				AG	AL	AS	BA	BE	CA	CD	CO	CR	CU	FE	HG	K	MG	MN	NA	NI	PB	SB	SE	TL	V	ZN		
ICV			09:38												X															
ICB			09:44												X															
I-CRDL			09:47												X															
CCV			11:02												X															
CCB			11:04												X															
BY75307 - BLK	BY75307 - BLK		11:08												X															
BY75307 - LCS	BY75307 - LCS		11:10												X															
-			11:13																											
-			11:15																											
-			11:17																											
-			11:19																											
CCV			11:21												X															
CCB			11:24												X															
-			11:26																											
-			11:28																											
-			11:30																											
-			11:33																											
-			11:35																											
-			11:37																											
-			11:39																											
BY76294	BB-2 DUP		11:41												X															
BY76297	NE-1		11:44												X															
-			11:46																											
BY75307 - DUP	BY75307 - DUP		11:48												X															
BY75307 - MS	BY75307 - MS		11:50												X															
CCV			11:52												X															
CCB			11:55												X															

FORM XIV - IN - 6

ANALYSIS RUN LOG

Lab Name: Phoenix Environmental Labs Client:

Lab Code: Phoenix SDG: GBY76292

Instrument: MERLIN Method: AV (Cold Vapor)

Start Date: 08/03/17 End Date: 08/03/17

Lab Sample Id	Client Sample Id	D/F	Time	Analytes																										
				AG	AL	AS	BA	BE	CA	CD	CO	CR	CU	FE	HG	K	MG	MN	NA	NI	PB	SB	SE	TL	V	ZN		
ICV			09:26												X															
ICB			09:28												X															
I-CRDL			09:30												X															
CCV			13:01												X															
CCB			13:03												X															
BY76293 - BLK	BB-2 - BLK		13:07												X															
BY76293 - LCS	BB-2 - LCS		13:09												X															
BY76293	BB-2		13:11												X															
BY76296	MW-6		13:13												X															
BY76298	B4-1		13:15												X															
BY76299	NW-1		13:18												X															
-			13:20																											
-			13:22																											
-			13:24																											
-			13:27																											
CCV			13:32												X															
CCB			13:34												X															
CCV			13:59												X															
CCB			14:01												X															
-			14:03																											
-			14:05																											
BY76293 - DUP	BB-2 - DUP		14:08												X															
BY76293 - MS	BB-2 - MS		14:10												X															
CCV			14:12												X															
CCB			14:14												X															

FORM XIV - IN - 7

ANALYSIS RUN LOG

Lab Name: Phoenix Environmental Labs Client: NETC

Lab Code: Phoenix SDG: GBY76292

Instrument: PE600-1 Method: F (Furnace)

Start Date: 08/03/17 End Date: 08/03/17

Lab Sample Id	Client Sample Id	D/F	Time	Analytes																										
				AG	AL	AS	BA	BE	CA	CD	CO	CR	CU	FE	HG	K	MG	MN	NA	NI	PB	SB	SE	TL	V	ZN		
ICV			13:43																			X								
-		1	13:46																											
I-CRDL		1	13:49																			X								
BY76293	BB-2	0.5	13:52																			X								
BY76294	BB-2 DUP	0.5	13:55																			X								
-		0.5	13:58																											
BY76296	MW-6	0.5	14:01																			X								
-		0.5	14:04																											
ICB			14:07																			X								
CCV			14:10																			X								
BY76297	NE-1	0.5	14:13																			X								
-		0.5	14:16																											
BY76299	NW-1	0.5	14:19																			X								
-		0.5	14:22																											
BY76293 - BLK	BB-2 - BLK	0.5	14:25																			X								
BY76293 - DUP	BB-2 - DUP	0.5	14:28																			X								
BY76293 - LCS	BB-2 - LCS	0.5	14:31																			X								
CCB			14:34																			X								
CCV			14:37																			X								
BY76293 - MS	BB-2 - MS	0.5	14:40																			X								

FORM XIV - IN - 8

ANALYSIS RUN LOG

Lab Name: Phoenix Environmental Labs Client:

Lab Code: Phoenix SDG: GBY76292

Instrument: PE600-1 Method: F (Furnace)

Start Date: 08/03/17 End Date: 08/04/17

Lab Sample Id	Client Sample Id	D/F	Time	Analytes																								
				AG	AL	AS	BA	BE	CA	CD	CO	CR	CU	FE	HG	K	MG	MN	NA	NI	PB	SB	SE	TL	V	ZN		
ICV			15:35																					X				
I-CRDL		1	15:41																					X				
ICB			17:40																					X				
CCV			17:43																					X				
-		0.5	17:49																									
-		0.5	17:54																									
-		0.5	18:00																									
BY76293	BB-2	0.5	18:06																					X				
BY76294	BB-2 DUP	0.5	18:11																					X				
BY76296	MW-6	0.5	18:17																					X				
BY76297	NE-1	0.5	18:23																					X				
CCB			18:25																					X				
CCV			18:28																					X				
BY76299	NW-1	0.5	18:34																					X				
BY76293 - BLK	BB-2 - BLK	0.5	18:39																					X				
BY76293 - DUP	BB-2 - DUP	0.5	18:45																					X				
BY76293 - LCS	BB-2 - LCS	0.5	18:51																					X				
BY76293 - MS	BB-2 - MS	0.5	18:56																					X				
-		0.5	19:02																									
-		0.5	19:08																									
CCB			19:10																					X				
CCV			19:13																					X				

FORM XIV - IN - 9

ANALYSIS RUN LOG

Lab Name: Phoenix Environmental Labs Client:

Lab Code: Phoenix SDG: GBY76292

Instrument: PE600-1 Method: F (Furnace)

Start Date: 08/04/17 End Date: 08/04/17

Lab Sample Id	Client Sample Id	D/F	Time	Analytes																										
				AG	AL	AS	BA	BE	CA	CD	CO	CR	CU	FE	HG	K	MG	MN	NA	NI	PB	SB	SE	TL	V	ZN		
ICB			07:24																					X				
ICV			07:27																					X				
-		1	07:30																									
I-CRDL		1	07:33																					X				
BY76298	B4-1	0.5	07:35																					X				
-		0.5	07:38																									
-		0.5	07:41																									
-		0.5	07:44																									
-		0.5	07:47																									
CCB			07:50																					X				
CCV			07:53																					X				

FORM XIV - IN - 10

ANALYSIS RUN LOG

Lab Name: Phoenix Environmental Labs Client:

Lab Code: Phoenix SDG: GBY76292

Instrument: PE600-1 Method: F (Furnace)

Start Date: 08/04/17 End Date: 08/04/17

Lab Sample Id	Client Sample Id	D/F	Time	Analytes																								
				AG	AL	AS	BA	BE	CA	CD	CO	CR	CU	FE	HG	K	MG	MN	NA	NI	PB	SB	SE	TL	V	ZN		
ICV			10:21																				X					
-		1	10:24																									
I-CRDL		1	10:31																				X					
BY76293	BB-2	0.5	10:35																				X					
BY76294	BB-2 DUP	0.5	10:42																				X					
BY76296	MW-6	0.5	10:48																				X					
BY76297	NE-1	0.5	10:54																				X					
BY76299	NW-1	0.5	11:00																				X					
ICB			11:03																				X					
CCV			11:06																				X					
BY76293 - BLK	BB-2 - BLK	0.5	11:12																				X					
BY76293 - DUP	BB-2 - DUP	0.5	11:18																				X					
BY76293 - LCS	BB-2 - LCS	0.5	11:24																				X					
BY76293 - MS	BB-2 - MS	2	11:30																				X					
-		0.5	11:36																									
-		0.5	11:42																									
-		0.5	11:48																									
CCB			11:51																				X					
CCV			11:54																				X					
-		0.5	12:00																									
-		0.5	12:06																									
-		0.5	12:12																									
BY76298	B4-1	0.5	12:18																				X					
-		0.5	12:25																									
-		0.5	12:31																									
-		0.5	12:37																									
CCB			12:40																				X					
CCV			12:43																				X					
CCB			13:28																				X					
CCV			13:31																				X					
-		0.5	13:37																									
-		0.5	13:43																									
BY77045 - BLK	BY77045 - BLK	0.5	13:49																				X					
BY77045 - DUP	BY77045 - DUP	0.5	13:55																				X					
BY77045 - LCS	BY77045 - LCS	0.5	14:01																				X					
-		0.5	14:07																									
-		1.067	14:13																									
CCB			14:16																				X					

FORM XIV - IN - 11

14
ANALYSIS RUN LOG

Lab Name: Phoenix Environmental Labs Client:

Lab Code: Phoenix SDG: GBY76292

Instrument: PE600-1 Method: F (Furnace)

Start Date: 08/04/17 End Date: 08/04/17

Lab Sample Id	Client Sample Id	D/F	Time	Analytes																										
				AG	AL	AS	BA	BE	CA	CD	CO	CR	CU	FE	HG	K	MG	MN	NA	NI	PB	SB	SE	TL	V	ZN		
CCV			14:19																				X							

FORM XIV - IN - 12

ANALYSIS RUN LOG

Lab Name: Phoenix Environmental Labs Client:

Lab Code: Phoenix SDG: GBY76292

Instrument: PE600-1 Method: F (Furnace)

Start Date: 08/07/17 End Date: 08/07/17

Lab Sample Id	Client Sample Id	D/F	Time	Analytes																										
				AG	AL	AS	BA	BE	CA	CD	CO	CR	CU	FE	HG	K	MG	MN	NA	NI	PB	SB	SE	TL	V	ZN		
ICV			11:38																			X								
I-CRDL		1	11:44																			X								
ICB			12:29																			X								
CCV			12:32																			X								
-		1.067	12:35																											
-		1.067	12:38																											
-		1.067	12:41																											
-		1.077	12:44																											
-		10.77	12:47																											
BY76298	B4-1	0.5	12:51																			X								
-		0.5	12:54																											
CCB			12:57																			X								
CCV			13:00																			X								
-		0.5	13:03																											
-		0.5	13:06																											
BY77045 - BLK	BY77045 - BLK	0.5	13:09																			X								
BY77045 - DUP	BY77045 - DUP	0.5	13:12																			X								
BY77045 - LCS	BY77045 - LCS	0.5	13:15																			X								
-		2	13:18																											
-		0.5	13:21																											
BY77045 - MS	BY77045 - MS	2	13:26																			X								
-		0.5	13:29																											
CCB			13:32																			X								
CCV			13:35																			X								

FORM XIV - IN - 13

ANALYSIS RUN LOG

Lab Name: Phoenix Environmental Labs Client:

Lab Code: Phoenix SDG: GBY76292

Instrument: PE600-1 Method: F (Furnace)

Start Date: 08/08/17 End Date: 08/08/17

Lab Sample Id	Client Sample Id	D/F	Time	Analytes																								
				AG	AL	AS	BA	BE	CA	CD	CO	CR	CU	FE	HG	K	MG	MN	NA	NI	PB	SB	SE	TL	V	ZN		
ICV			16:22																					X				
I-CRDL		1	16:34																					X				
ICB			20:51																					X				
CCV			20:54																					X				
-		0.5	21:00																									
-		0.5	21:05																									
-		0.5	21:11																									
-		0.5	21:14																									
-		0.5	21:19																									
-		0.5	21:25																									
BY77045 - BLK	BY77045 - BLK	0.5	21:31																					X				
CCB			21:33																					X				
CCV			21:36																					X				
BY77045 - DUP	BY77045 - DUP	0.5	21:42																					X				
BY77045 - LCS	BY77045 - LCS	0.5	21:48																					X				
BY77045 - MS	BY77045 - MS	0.5	21:54																					X				
-		0.5	22:00																									
-		0.5	22:05																									
-		0.5	22:11																									
-		0.5	22:20																									
CCB			22:25																					X				
CCV			22:28																					X				

FORM XIV - IN - 14

AA Data Transfer Log

Transfer Date: 8/2/2017 12:57:50 PM

File: P:\AA\PE600-1\080217SB.csv

Analyst: RS

Units: ug/L

Sample Date	Sample	Type	Dil	Auto Dil	Inst Result	Result	RL	QC Comment/ QC/PS %	Acode	Analyst Comment
08/02/17 8:23 AM	Calib Blank 1	CALBLK		1						
08/02/17 8:39 AM	Sample080	QC		1						

Calibration: Sb 217.6 (Linear Calculated Intercept) **Correlation Coefficient:** 0.999965 **Slope:** 0.00165 **Intercept:** -0.00005

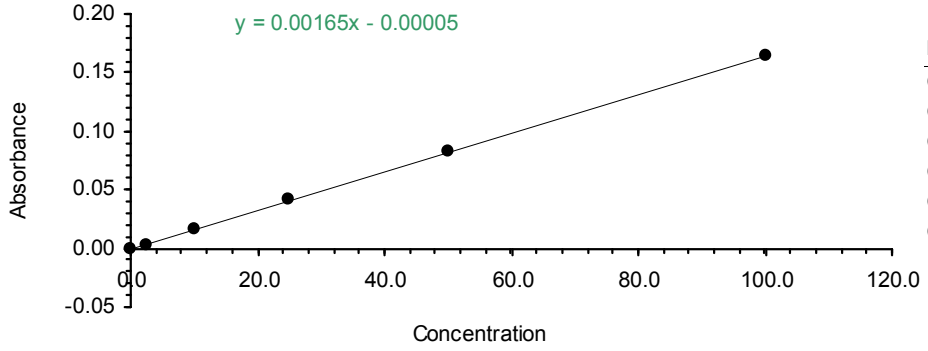

Id	Signal	Conc	Calc Conc
Calib Blank	0.0000	0.0	0.028
Calib Std 1	0.0034	2.5	2.096
Calib Std 2	0.0163	10.0	9.946
Calib Std 3	0.0417	25.0	25.348
Calib Std 4	0.0828	50.0	50.305
Calib Std 5	0.1643	100.0	99.776

08/02/17 8:47 AM	Calib Blank 1	CALBLK		1		0.028				
08/02/17 8:50 AM	Calib Std 1	CALSTD		1		2.096				
08/02/17 8:53 AM	Calib Std 2	CALSTD		1		9.946				
08/02/17 8:56 AM	Calib Std 3	CALSTD		1		25.348				
08/02/17 8:59 AM	Calib Std 4	CALSTD		1		50.305				
08/02/17 9:02 AM	Calib Std 5	QC		1		99.776				
08/02/17 9:07 AM	BLK	CB		1	-0.219		3.0	BRL		
08/02/17 9:10 AM	ERA 160216 1:2	CC		1	58.676			105		
08/02/17 9:13 AM	CVS	QC	1	1	52.174					
08/02/17 9:16 AM	CRA	QC	1	1	2.232					
08/02/17 9:19 AM	BY73824	PRI	0.5	1	-0.052	BRL	0.75		SB-DW	
08/02/17 9:22 AM	BY73824	PS	0.5	1	17.353			86.8		
08/02/17 9:25 AM	BY72346	PRI	0.5	1	-0.061	BRL	0.75		SB-DW	
08/02/17 9:28 AM	BY72346	PS	0.5	1	18.297			91.5		
08/02/17 9:31 AM	BY72317	BLK	0.5	1	-0.245	BRL	1.50		B_SB-DW	
08/02/17 9:34 AM	BY72317	DUP	0.5	1	-0.243	BRL	1.50		D_SB-DW	
08/02/17 9:37 AM	BY72317	LCS	0.5	1	51.757	104	%		L_SB-DW	
08/02/17 9:40 AM	BLK	CB		1	-0.065		3.0	BRL		
08/02/17 9:43 AM	ERA 160216 1:2	CC		1	60.943			109		
08/02/17 9:46 AM	BY72317	MS	0.5	1	55.420	111	%		R_SB-DW	
08/02/17 9:49 AM	BY72317	PRI	0.5	1	-0.289	BRL	1.50		SB-DWX	
08/02/17 9:52 AM	BY69197	PRI	10	1	346.925	347	30.0		SB-WMLD	
08/02/17 9:55 AM	BY69197 DUP	DUP	10	1	348.065	348	30.0		SB-WMLD	
08/02/17 9:58 AM	BY75259	BLK	0.5	1	0.057	BRL	2.50		B_SB-WM	
08/02/17 10:01 AM	BY75259	DUP	0.5	1	2.579	2.58	2.50		D_SB-WM	
08/02/17 10:04 AM	BY75259	LCS	0.5	1	56.568	113	%		L_SB-WM	
08/02/17 10:07 AM	BLK	CB		1	-1.060		3.0	BRL		
08/02/17 10:10 AM	ERA 160216 1:2	CC		1	60.105			107		
08/02/17 10:13 AM	BY75259	MS	0.5	1	56.194	107	%		R_SB-WM	
08/02/17 10:16 AM	BY75259	PRI	0.5	1	2.612	2.61	1.50		SB-WMX	
08/02/17 10:19 AM	BY70543	PRI	0.5	1	-0.396	BRL	0.75		SB-DW	
08/02/17 10:22 AM	BY70543	PS	0.5	1	18.202			91.0		
08/02/17 10:25 AM	BY72096	PRI	0.5	1	-0.322	BRL	0.75		SB-DW	
08/02/17 10:28 AM	BY72096	PS	0.5	1	16.795			PS Fail 84.0		
08/02/17 10:31 AM	BY72096	PRI	0.5	5	-2.809	BRL	3.75		SB-DW	
08/02/17 10:34 AM	BY72096	PS	0.5	5	104.094			104		
08/02/17 10:37 AM	BY72103	PRI	0.5	1	0.030	BRL	0.75		SB-DW	

AA Data Transfer Log

Transfer Date: 8/2/2017 12:57:50 PM
File: P:\AA\PE600-1\080217SB.csv

Analyst: RS
Units: ug/L

Sample Date	Sample	Type	Dil	Auto Dil	Inst Result	Result	RL	QC Comment/ QC/PS %	Acode	Analyst Comment
08/02/17 10:40 AM	BY72103	PS	0.5	1	18.344			91.6		
08/02/17 10:43 AM	BY72104	PRI	0.5	1	-0.496	BRL	0.75		SB-DW	
08/02/17 10:46 AM	BY72104	PS	0.5	1	18.293			91.5		
08/02/17 10:49 AM	BLK	CB		1	0.529		3.0	BRL		
08/02/17 10:52 AM	ERA 160216 1:2	CC		1	60.304			108		
08/02/17 10:55 AM	BY70752	BLK	0.5	1	0.018	BRL	1.50		B_SB-DW	
08/02/17 10:58 AM	BY70752	DUP	0.5	1	-0.022	BRL	1.50		D_SB-DW	
08/02/17 11:01 AM	BY70752	LCS	0.5	1	52.851	106	%		L_SB-DW	
08/02/17 11:04 AM	BY70752	MS	0.5	1	52.831	106	%		R_SB-DW	
08/02/17 11:07 AM	BY70752	PRI	0.5	1	-0.078	BRL	1.50		SB-DWX	
08/02/17 11:10 AM	BY72755	BLK	0.5	1	-0.100	BRL	1.50		B_SB-DW	
08/02/17 11:13 AM	BY72755	DUP	0.5	1	0.000	BRL	1.50		D_SB-DW	
08/02/17 11:16 AM	BLK	CB		1	-0.295		3.0	BRL		
08/02/17 11:19 AM	ERA 160216 1:2	CC		1	60.486			108		
08/02/17 11:22 AM	BY72755	LCS	0.5	1	53.690	107	%		L_SB-DW	
08/02/17 11:25 AM	BY72755	MS	0.5	1	51.182	102	%		R_SB-DW	
08/02/17 11:28 AM	BY72755	PRI	0.5	1	0.490	BRL	1.50		SB-DWX	
08/02/17 11:31 AM	BY73986	PRI	0.5	1	-0.299	BRL	0.75		SB-DW	
08/02/17 11:34 AM	BY73986	PS	0.5	1	17.922			89.6		
08/02/17 11:37 AM	BY74155	MS	0.5	1	53.319	107	%		R_SB-DW1	
08/02/17 11:40 AM	BY74155	PRI	0.5	1	0.077	BRL	1.50		SB-DWX	
08/02/17 11:44 AM	BY74276	PRI	0.5	1	-0.136	BRL	0.75		SB-DW	
08/02/17 11:47 AM	BY74276	PS	0.5	1	18.805			94.0		
08/02/17 11:50 AM	BLK	CB		1	-0.989		3.0	BRL		
08/02/17 11:53 AM	ERA 160216 1:2	CC		1	61.459			110		
08/02/17 11:56 AM	BY75351	BLK	0.5	1	-0.412	BRL	1.50		B_SB-DW	
08/02/17 11:59 AM	BY75351	DUP	0.5	1	-0.498	BRL	1.50		D_SB-DW	
08/02/17 12:03 PM	BY75351	LCS	0.5	1	54.554	109	%		L_SB-DW	
08/02/17 12:06 PM	BY75351	MS	0.5	1	55.148	110	%		R_SB-DW	
08/02/17 12:09 PM	BY75351	PRI	0.5	1	-0.638	BRL	1.50		SB-DWX	
08/02/17 12:12 PM	BY75843	PRI	0.5	1	-0.640	BRL	0.75		SB-DW	
08/02/17 12:15 PM	BY75843	PS	0.5	1	17.447			87.2		
08/02/17 12:18 PM	BY75863	PRI	0.5	1	-0.182	BRL	0.75		SB-DW	
08/02/17 12:21 PM	BY75863	PS	0.5	1	18.948			94.7		
08/02/17 12:25 PM	BLK	CB		1	0.089		3.0	BRL		
08/02/17 12:28 PM	ERA 160216 1:2	CC		1	60.784			109		

AA Data Transfer Log

Transfer Date: 8/3/2017 2:46:03 PM
File: P:\AA\PE600-1\080317SB.csv

Analyst: RS
Units: ug/L

Sample Date	Sample	Type	Dil	Auto Dil	Inst Result	Result	RL	QC Comment/ QC/PS %	Acode	Analyst Comment
08/03/17 12:37 PM	Calib Blank 1	CALBLK		1						
08/03/17 12:53 PM	Sample080	QC		1						

Calibration: Sb 217.6 (Linear Calculated Intercept) **Correlation Coefficient:** 0.999717 **Slope:** 0.00161 **Intercept:** 0.00051

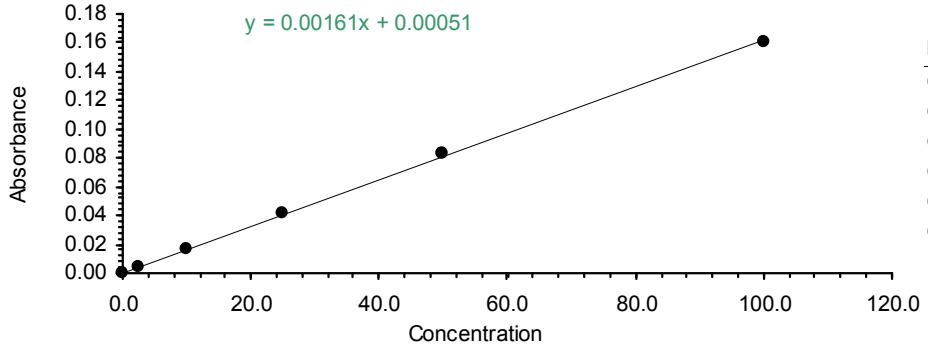

Id	Signal	Conc	Calc Conc
Calib Blank	-0.0003	0.0	-0.319
Calib Std 1	0.0035	2.5	1.884
Calib Std 2	0.0166	10.0	9.964
Calib Std 3	0.0413	25.0	25.323
Calib Std 4	0.0833	50.0	51.419
Calib Std 5	0.1604	100.0	99.229

08/03/17 12:57 PM	Calib Blank 1	CALBLK		1		-0.319				
08/03/17 1:00 PM	Calib Std 1	CALSTD		1		1.884				
08/03/17 1:03 PM	Calib Std 2	CALSTD		1		9.964				
08/03/17 1:06 PM	Calib Std 3	CALSTD		1		25.323				
08/03/17 1:09 PM	Calib Std 4	CALSTD		1		51.419				
08/03/17 1:12 PM	Calib Std 5	QC		1		99.229				
08/03/17 1:17 PM	BLK	CB		1	-0.166		6.0	BRL		
08/03/17 1:20 PM	ERA 160216 1:2	CC		1	60.571			108		
08/03/17 1:23 PM	CVS	QC	1	1	52.394					
08/03/17 1:27 PM	ERA 160216 1:2	CC		1	60.142			107		
08/03/17 1:30 PM	CVS	QC	1	1	51.406					
08/03/17 1:34 PM	ERA 160216 1:2	CC		1	59.866			107		
08/03/17 1:39 PM	ERA 160216 1:2	CC		1	59.153			106		
08/03/17 1:43 PM	ERA 160216 1:2	CC		1	56.342			101		
08/03/17 1:46 PM	CVS	QC	1	1	48.049					
08/03/17 1:49 PM	CRA	QC	1	1	1.746					
08/03/17 1:52 PM	BY76293	PRI	0.5	1	0.990	BRL	1.50		SB-WMDP	
08/03/17 1:55 PM	BY76294	PRI	0.5	1	0.731	BRL	1.50		SB-WMDP	
08/03/17 1:58 PM	BY76294 DUP	DUP	0.5	1	0.608	BRL	1.50		SB-WMDP	
08/03/17 2:01 PM	BY76296	PRI	0.5	1	-0.568	BRL	1.50		SB-WMDP	
08/03/17 2:04 PM	BY76296 DUP	DUP	0.5	1	-0.804	BRL	1.50		SB-WMDP	
08/03/17 2:07 PM	BLK	CB		1	-0.213		6.0	BRL		
08/03/17 2:10 PM	ERA 160216 1:2	CC		1	56.073			100		
08/03/17 2:13 PM	BY76297	PRI	0.5	1	-2.591	BRL	1.50		SB-WMDP	
08/03/17 2:16 PM	BY76297 DUP	DUP	0.5	1	-2.240	BRL	1.50		SB-WMDP	
08/03/17 2:19 PM	BY76299	PRI	0.5	1	-0.590	BRL	1.50		SB-WMDP	
08/03/17 2:22 PM	BY76299 DUP	DUP	0.5	1	-0.416	BRL	1.50		SB-WMDP	
08/03/17 2:25 PM	BY76293	BLK	0.5	1	-0.423	BRL	2.50		B_SB-WM	
08/03/17 2:28 PM	BY76293	DUP	0.5	1	0.381	BRL	2.50		D_SB-WM	
08/03/17 2:31 PM	BY76293	LCS	0.5	1	51.332	103	%		L_SB-WM	
08/03/17 2:34 PM	BLK	CB		1	-0.399		6.0	BRL		
08/03/17 2:37 PM	ERA 160216 1:2	CC		1	56.882			102		
08/03/17 2:40 PM	BY76293	MS	0.5	1	48.773	97.5	%		R_SB-WM	

Transfer Date: 8/4/2017 6:30:15 AM
File: P:\AA\PE600-1\080317TL.csv

Analyst: RS
Units: ug/L

Sample Date	Sample	Type	Dil	Auto Dil	Inst Result	Result	RL	QC Comment/ QC/PS %	Acode	Analyst Comment
08/03/17 2:56 PM	Calib Blank 1	CALBLK		1						
08/03/17 3:11 PM	Sample080	QC		1						

Calibration: Tl 276.8 (Linear Calculated Intercept) **Correlation Coefficient:** 0.999399 **Slope:** 0.00162 **Intercept:** 0.00079

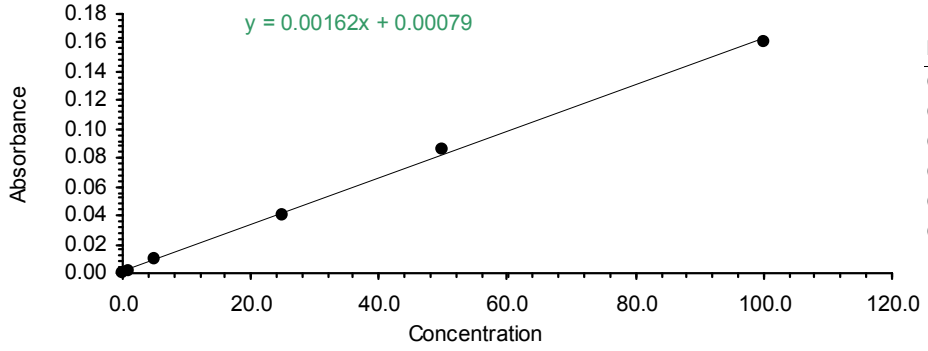

Id	Signal	Conc	Calc Conc
Calib Blank	0.0004	0.0	-0.484
Calib Std 1	0.0016	1.0	0.471
Calib Std 2	0.0091	5.0	5.106
Calib Std 3	0.0405	25.0	24.443
Calib Std 4	0.0863	50.0	52.649
Calib Std 5	0.1613	100.0	98.815

08/03/17 3:15 PM	Calib Blank 1	CALBLK		1		-0.484				
08/03/17 3:17 PM	Calib Std 1	CALSTD		1		0.471				
08/03/17 3:20 PM	Calib Std 2	CALSTD		1		5.106				
08/03/17 3:23 PM	Calib Std 3	CALSTD		1		24.443				
08/03/17 3:26 PM	Calib Std 4	CALSTD		1		52.649				
08/03/17 3:29 PM	Calib Std 5	QC		1		98.815				
08/03/17 3:32 PM	BLK	CB		1	-0.591		1.0	BRL		
08/03/17 3:35 PM	ERA160216 1:4	CC		1	87.823			101		
08/03/17 3:38 PM	CVS	QC	1	1	51.214					
08/03/17 3:41 PM	CRA	QC	1	1	1.243					
08/03/17 3:48 PM	BY75307	PRI	0.5	1	-0.264	BRL	1.00		TL-WM	
08/03/17 3:53 PM	BY75432	PRI	0.5	1	-0.732	BRL	1.00		TL-WM	
08/03/17 3:59 PM	BY75433	PRI	0.5	1	-0.321	BRL	1.00		TL-WM	
08/03/17 4:05 PM	BY73738	PRI	10	1	-4.122	BRL	20.0		TL-WM	
08/03/17 4:10 PM	BY73935	PRI	1	1	-0.560	BRL	2.00		TL-WM	
08/03/17 4:13 PM	BLK	CB		1	-0.470		1.0	BRL		
08/03/17 4:16 PM	ERA160216 1:4	CC		1	86.631			99.3		
08/03/17 4:21 PM	BY74826	PRI	0.5	1	-0.521	BRL	1.00		TL-WM	
08/03/17 4:27 PM	BY75404	PRI	0.5	1	21.064	21.1	1.00		TL-WM	
08/03/17 4:33 PM	BY75405	PRI	0.5	1	38.974	39.0	1.00		TL-WM	
08/03/17 4:39 PM	BY75406	PRI	0.5	1	-0.798	BRL	1.00		TL-WM	
08/03/17 4:44 PM	BY75407	PRI	0.5	1	-0.535	BRL	1.00		TL-WM	
08/03/17 4:50 PM	BY75490	PRI	0.5	1	-0.254	BRL	1.00		TL-WM	
08/03/17 4:56 PM	BY75491	PRI	0.5	1	-0.837	BRL	1.00		TL-WM	
08/03/17 4:58 PM	BLK	CB		1	-0.506		1.0	BRL		
08/03/17 5:01 PM	ERA160216 1:4	CC		1	88.462			101		
08/03/17 5:07 PM	BY75492	PRI	0.5	1	-0.186	BRL	1.00		TL-WM	
08/03/17 5:13 PM	BY75493	PRI	0.5	1	-0.479	BRL	1.00		TL-WM	
08/03/17 5:18 PM	BY75494	PRI	0.5	1	-0.214	BRL	1.00		TL-WM	
08/03/17 5:24 PM	BY75722	BLK	0.5	1	-0.344	BRL	1.00		B_TL-WM	
08/03/17 5:29 PM	BY75722	DUP	0.5	1	-0.724	BRL	1.00		D_TL-WM	
08/03/17 5:32 PM	BY75722	LCS	0.5	1	58.487	117	%	LCS Fail 117	L_TL-WM	
08/03/17 5:38 PM	BY75722	LCS	0.5	5	58.102	116	%	LCS Fail 116	L_TL-WM	
08/03/17 5:40 PM	BLK	CB		1	-0.599		1.0	BRL		
08/03/17 5:43 PM	ERA160216 1:4	CC		1	88.291			101		
08/03/17 5:49 PM	BY75722	MS	0.5	1	54.234	108	%		R_TL-WM	
08/03/17 5:54 PM	BY75722	PRI	0.5	1	-0.640	BRL	1.00		TL-WMX	

Transfer Date: 8/4/2017 6:30:15 AM
File: P:\AA\PE600-1\080317TL.csv

Analyst: RS
Units: ug/L

Sample Date	Sample	Type	Dil	Auto Dil	Inst Result	Result	RL	QC Comment/ QC/PS %	Acode	Analyst Comment
08/03/17 6:00 PM	BY76088	PRI	0.5	1	-0.894	BRL	1.00		TL-WM	
08/03/17 6:06 PM	BY76293	PRI	0.5	1	-0.299	BRL	1.00		TL-WMDP	
08/03/17 6:11 PM	BY76294	PRI	0.5	1	-0.281	BRL	1.00		TL-WMDP	
08/03/17 6:17 PM	BY76296	PRI	0.5	1	-0.380	BRL	1.00		TL-WMDP	
08/03/17 6:23 PM	BY76297	PRI	0.5	1	0.132	BRL	1.00		TL-WMDP	
08/03/17 6:25 PM	BLK	CB		1	-0.395		1.0	BRL		
08/03/17 6:28 PM	ERA160216 1:4	CC		1	86.259			98.9		
08/03/17 6:34 PM	BY76299	PRI	0.5	1	-3.489	BRL	1.00		TL-WMDP	
08/03/17 6:39 PM	BY76293	BLK	0.5	1	-0.267	BRL	1.00		B_TL-WM	
08/03/17 6:45 PM	BY76293	DUP	0.5	1	-0.274	BRL	1.00		D_TL-WM	
08/03/17 6:51 PM	BY76293	LCS	0.5	1	54.022	108	%		L_TL-WM	
08/03/17 6:56 PM	BY76293	MS	0.5	1	45.216	90.4	%		R_TL-WM	
08/03/17 7:02 PM	BY76573	PRI	0.5	1	-1.137	BRL	1.00		TL-WMDP	
08/03/17 7:08 PM	BY76574	PRI	0.5	1	-1.480	BRL	1.00		TL-WMDP	
08/03/17 7:10 PM	BLK	CB		1	-1.046		1.0	BRL		
08/03/17 7:13 PM	ERA160216 1:4	CC		1	84.550			96.9		
08/03/17 7:19 PM	BY76575	PRI	0.5	1	-0.709	BRL	1.00		TL-WMDP	
08/03/17 7:25 PM	BY76577	PRI	0.5	1	-1.784	BRL	1.00		TL-WMDP	
08/03/17 7:31 PM	BY76578	PRI	0.5	1	-1.392	BRL	1.00		TL-WMDP	
08/03/17 7:37 PM	BY76301	PRI	0.5	1	-0.570	BRL	1.00		TL-WM	
08/03/17 7:43 PM	BY76440	PRI	0.5	1	-0.439	BRL	1.00		TL-WM	
08/03/17 7:49 PM	BY76573	PRI	1.067	1	-1.403	BRL	1.07		DTL-WMD	
08/03/17 7:55 PM	BY76574	PRI	1.067	1	-1.982	BRL	1.07		DTL-WMD	
08/03/17 7:57 PM	BLK	CB		1	-0.570		1.0	BRL		
08/03/17 8:00 PM	ERA160216 1:4	CC		1	85.785			98.3		
08/03/17 8:06 PM	BY76575	PRI	1.067	1	-0.835	BRL	1.07		DTL-WMD	
08/03/17 8:11 PM	BY76576	PRI	1.067	1	-1.854	BRL	1.07		DTL-WMD	
08/03/17 8:17 PM	BY76577	PRI	1.067	1	-2.724	BRL	1.07		DTL-WMD	
08/03/17 8:23 PM	BY76578	PRI	1.067	1	-1.060	BRL	1.07		DTL-WMD	
08/03/17 8:29 PM	BY76044	BLK	1.067	1	-0.523	BRL	2.13		B_D-TL	
08/03/17 8:34 PM	BY76044	DUP	1.067	1	-8.187	BRL	2.13		D_D-TL	
08/03/17 8:40 PM	BY76044	PRI	1.067	1	-7.743	BRL	1.07		D-TLX	
08/03/17 8:43 PM	BLK	CB		1	-0.295		1.0	BRL		
08/03/17 8:45 PM	ERA160216 1:4	CC		1	86.518			99.2		
08/03/17 8:51 PM	BY76044	LCS	1.077	1	113.071	113	%		L_D-TL	
08/03/17 8:57 PM	BY76044	MS	1.077	1	89.165	89.2	%		R_D-TL	
08/03/17 9:03 PM	BY74813	PRI	0.5	1	-0.430	BRL	1.00		TL-WM	
08/03/17 9:08 PM	BY74823	PRI	0.5	1	-0.541	BRL	1.00		TL-WM	
08/03/17 9:14 PM	BY74824	PRI	0.5	1	-0.760	BRL	1.00		TL-WM	
08/03/17 9:19 PM	BY74825	PRI	0.5	1	-0.463	BRL	1.00		TL-WM	
08/03/17 9:25 PM	BY75253	PRI	0.5	1	-0.681	BRL	1.00		TL-WM	
08/03/17 9:28 PM	BLK	CB		1	-0.704		1.0	BRL		
08/03/17 9:31 PM	ERA160216 1:4	CC		1	87.546			100		
08/03/17 9:36 PM	BY75254	PRI	0.5	1	-0.439	BRL	1.00		TL-WM	
08/03/17 9:42 PM	BY75363	PRI	0.5	1	-1.347	BRL	1.00		TL-WM	
08/03/17 9:47 PM	BY75259	BLK	0.5	1	-0.227	BRL	1.00		B_TL-WM	
08/03/17 9:53 PM	BY75259	DUP	0.5	1	-2.118	BRL	1.00		D_TL-WM	
08/03/17 9:58 PM	BY75259	LCS	0.5	1	55.053	110	%		L_TL-WM	
08/03/17 10:04 PM	BY75259	MS	0.5	1	46.397	92.8	%		R_TL-WM	
08/03/17 10:10 PM	BY75259	PRI	0.5	1	-2.125	BRL	1.00		TL-WMX	
08/03/17 10:12 PM	BLK	CB		1	-0.615		1.0	BRL		
08/03/17 10:15 PM	ERA160216 1:4	CC		1	86.371			99.0		
08/03/17 10:21 PM	BY74366	PRI	0.5	1	-0.135	BRL	1.00		TL-WM	

AA Data Transfer Log

Transfer Date: 8/4/2017 6:30:15 AM
File: P:\AA\PE600-1\080317TL.csv

Analyst: RS
Units: ug/L

Sample Date	Sample	Type	Dil	Auto Dil	Inst Result	Result	RL	QC Comment/ QC/PS %	Acode	Analyst Comment
08/03/17 10:26 PM	BY75351	BLK	0.5	1	-0.434	BRL	0.50		B_TL-DW	
08/03/17 10:32 PM	BY75351	DUP	0.5	1	-0.723	BRL	0.50		D_TL-DW	
08/03/17 10:38 PM	BY75351	LCS	0.5	1	52.501	105	%		L_TL-DW	
08/03/17 10:44 PM	BY75351	MS	0.5	1	52.070	104	%		R_TL-DW	
08/03/17 10:49 PM	BY75351	PRI	0.5	1	-0.565	BRL	0.50		TL-DWX	
08/03/17 10:55 PM	BY75863	PRI	0.5	1	-0.231	BRL	0.70		TL-DW	
08/03/17 10:58 PM	BY75863	PS	0.5	1	19.832			99.2		
08/03/17 11:01 PM	BLK	CB		1	-0.450		1.0	BRL		
08/03/17 11:03 PM	ERA160216 1:4	CC		1	89.298			102		

AA Data Transfer Log

Transfer Date: 8/7/2017 8:46:37 AM
File: P:\AA\PE600-1\080417SE.csv

Analyst: RS
Units: ug/L

Sample Date	Sample	Type	Dil	Auto Dil	Inst Result	Result	RL	QC Comment/ QC/PS %	Acode	Analyst Comment
08/04/17 9:38 AM	Calib Blank 1	CALBLK		1						
08/04/17 9:54 AM	Sample080	QC		1						

Calibration: Se 196.0 (Linear Calculated Intercept) **Correlation Coefficient:** 0.999687 **Slope:** 0.00111 **Intercept:** 0.00023

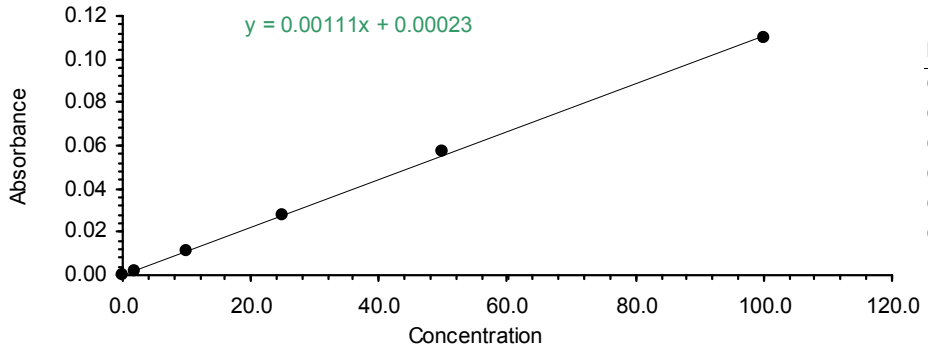

Id	Signal	Conc	Calc Conc
Calib Blank	0.0004	0.0	-0.204
Calib Std 1	0.0022	2.0	1.756
Calib Std 2	0.0113	10.0	10.016
Calib Std 3	0.0273	25.0	24.442
Calib Std 4	0.0575	50.0	51.697
Calib Std 5	0.1102	100.0	99.294

08/04/17 9:58 AM	Calib Blank 1	CALBLK		1		-0.204				
08/04/17 10:01 AM	Calib Std 1	CALSTD		1		1.756				
08/04/17 10:04 AM	Calib Std 2	CALSTD		1		10.016				
08/04/17 10:07 AM	Calib Std 3	CALSTD		1		24.442				
08/04/17 10:11 AM	Calib Std 4	CALSTD		1		51.697				
08/04/17 10:13 AM	Calib Std 5	QC		1		99.294				
08/04/17 10:19 AM	BLK	CB		1	-0.610		2.0	BRL		
08/04/17 10:21 AM	ERA 106216 1:2	CC		1	67.269			97.5		
08/04/17 10:24 AM	CVS	QC	1	1	51.236					
08/04/17 10:31 AM	CRA	QC	1	1	1.625					
08/04/17 10:35 AM	BY76293	PRI	0.5	1	-1.134	BRL	2.00		SE-WMDP	
08/04/17 10:42 AM	BY76294	PRI	0.5	1	-0.863	BRL	2.00		SE-WMDP	
08/04/17 10:48 AM	BY76296	PRI	0.5	1	0.009	BRL	2.00		SE-WMDP	
08/04/17 10:54 AM	BY76297	PRI	0.5	1	0.624	BRL	2.00		SE-WMDP	
08/04/17 11:00 AM	BY76299	PRI	0.5	1	0.386	BRL	2.00		SE-WMDP	
08/04/17 11:03 AM	BLK	CB		1	-0.977		2.0	BRL		
08/04/17 11:06 AM	ERA 106216 1:2	CC		1	73.327			106		
08/04/17 11:12 AM	BY76293	BLK	0.5	1	-0.298	BRL	5.00		B_SE-WM	
08/04/17 11:18 AM	BY76293	DUP	0.5	1	-0.965	BRL	5.00		D_SE-WM	
08/04/17 11:24 AM	BY76293	LCS	0.5	1	57.741	115	%		L_SE-WM	
08/04/17 11:30 AM	BY76293	MS	2	1	51.025	102	%		R_SE-WM	
08/04/17 11:36 AM	BY76573	PRI	0.5	1	0.028	BRL	2.00		SE-WMDP	
08/04/17 11:42 AM	BY76574	PRI	0.5	1	-0.610	BRL	2.00		SE-WMDP	
08/04/17 11:48 AM	BY76575	PRI	0.5	1	0.248	BRL	2.00		SE-WMDP	
08/04/17 11:51 AM	BLK	CB		1	-0.672		2.0	BRL		
08/04/17 11:54 AM	ERA 106216 1:2	CC		1	69.827			101		
08/04/17 12:00 PM	BY76577	PRI	0.5	1	-0.389	BRL	2.00		SE-WMDP	
08/04/17 12:06 PM	BY76578	PRI	0.5	1	-0.207	BRL	2.00		SE-WMDP	
08/04/17 12:12 PM	BY76440	PRI	0.5	1	-0.009	BRL	1.00		SE-WMLD	
08/04/17 12:18 PM	BY76298	PRI	0.5	1	0.148	BRL	2.00		SE-WMDP	
08/04/17 12:25 PM	BY76576	PRI	0.5	1	0.538	BRL	2.00		SE-WMDP	
08/04/17 12:31 PM	BY77009	PRI	0.5	1	-0.600	BRL	1.00		SE-WMLD	
08/04/17 12:37 PM	BY77010	PRI	0.5	1	-0.131	BRL	1.00		SE-WMLD	
08/04/17 12:40 PM	BLK	CB		1	-0.246		2.0	BRL		
08/04/17 12:43 PM	ERA 106216 1:2	CC		1	70.609			102		
08/04/17 12:49 PM	BY76836	PRI	0.5	1	-0.106	BRL	1.00		SE-WMLD	
08/04/17 12:55 PM	BY76985	PRI	0.5	1	-0.280	BRL	1.00		SE-WMLD	

AA Data Transfer Log

Transfer Date: 8/7/2017 8:46:37 AM

File: P:\AA\PE600-1\080417SE.csv

Analyst: RS

Units: ug/L

Sample Date	Sample	Type	Dil	Auto Dil	Inst Result	Result	RL	QC Comment/ QC/PS %	Acode	Analyst Comment
08/04/17 1:01 PM	BY76986	PRI	0.5	1	-0.467	BRL	1.00		SE-WMLD	
08/04/17 1:07 PM	BY77045	PRI	0.5	1	2.285	2.29	1.00		SE-WMLD	
08/04/17 1:13 PM	BY77046	PRI	0.5	1	-0.136	BRL	1.00		SE-WMLD	
08/04/17 1:19 PM	BY77259	PRI	0.5	1	-0.424	BRL	1.00		SE-WMLD	
08/04/17 1:25 PM	BY77260	PRI	0.5	1	-0.728	BRL	1.00		SE-WMLD	
08/04/17 1:28 PM	BLK	CB		1	-0.807		2.0	BRL		
08/04/17 1:31 PM	ERA 106216 1:2	CC		1	69.366			101		
08/04/17 1:37 PM	BY77262	PRI	0.5	1	-0.506	BRL	1.00		SE-WMLD	
08/04/17 1:43 PM	BY77263	PRI	0.5	1	10.990	11.0	1.00		SE-WMLD	
08/04/17 1:49 PM	BY77045	BLK	0.5	1	-1.047	BRL	5.00		B_SE-WM	
08/04/17 1:55 PM	BY77045	DUP	0.5	1	2.058	BRL	5.00		D_SE-WM	
08/04/17 2:01 PM	BY77045	LCS	0.5	1	55.525	111	%		L_SE-WM	
08/04/17 2:07 PM	BY77045	MS	0.5	1	12.155	<30	%	MS Fail <30	R_SE-WM	
08/04/17 2:13 PM	BY76573	PRI	1.067	1	-0.611	BRL	4.27		DSE-WMD	
08/04/17 2:16 PM	BLK	CB		1	-0.709		2.0	BRL		
08/04/17 2:19 PM	ERA 106216 1:2	CC		1	69.326			100		
08/04/17 2:25 PM	BY76574	PRI	1.067	1	-2.055	BRL	4.27		DSE-WMD	
08/04/17 2:31 PM	BY76575	PRI	1.067	1	-1.750	BRL	4.27		DSE-WMD	
08/04/17 2:37 PM	BY76576	PRI	1.067	1	-1.523	BRL	4.27		DSE-WMD	
08/04/17 2:44 PM	BY76577	PRI	1.067	1	-2.079	BRL	4.27		DSE-WMD	
08/04/17 2:50 PM	BY76578	PRI	1.067	1	-0.372	BRL	4.27		DSE-WMD	
08/04/17 2:57 PM	BY76044	BLK	1.067	1	-0.712	BRL	2.13		B_D-SE	
08/04/17 3:03 PM	BY76044	DUP	1.067	1	0.561	BRL	2.13		D_D-SE	
08/04/17 3:06 PM	BLK	CB		1	-0.936		2.0	BRL		
08/04/17 3:09 PM	ERA 106216 1:2	CC		1	69.906			101		
08/04/17 3:16 PM	BY76044	PRI	1.067	1	0.966	BRL	2.13		D-SEX	
08/04/17 3:22 PM	BY76044	LCS	1.077	1	85.309	85.3	%		L_D-SE	
08/04/17 3:28 PM	BY76044	MS	4.308	1	36.933	36.9	%	MS Fail 36.9	R_D-SE	
08/04/17 3:34 PM	BY76416	BLK	0.5	1	-0.438	BRL	1.00		B_SE-DW	
08/04/17 3:40 PM	BY76416	LCS	0.5	1	48.826	97.7	%		L_SE-DW	
08/04/17 3:46 PM	BY77896	PRI	0.5	1	-0.572	BRL	1.00		SE-DW	
08/04/17 3:49 PM	BY77896	PS	0.5	1	15.966			PS Fail 79.8		
08/04/17 3:55 PM	BY77896	PRI	0.5	5	-1.253	BRL	5.00		SE-DW	
08/04/17 3:58 PM	BY77896	PS	0.5	5	105.453			105		
08/04/17 4:01 PM	BLK	CB		1	-0.515		2.0	BRL		
08/04/17 4:05 PM	ERA 106216 1:2	CC		1	69.407			101		
08/04/17 4:11 PM	BY78040	PRI	0.5	1	-0.554	BRL	1.00		SE-DW	
08/04/17 4:14 PM	BY78040	PS	0.5	1	17.744			88.7		
08/04/17 4:20 PM	BY78041	PRI	0.5	1	-0.848	BRL	1.00		SE-DW	
08/04/17 4:23 PM	BY78041	PS	0.5	1	14.113			PS Fail 70.6		
08/04/17 4:29 PM	BY78041	PRI	0.5	5	-3.333	BRL	5.00		SE-DW	
08/04/17 4:32 PM	BY78041	PS	0.5	5	100.950			101		
08/04/17 4:39 PM	BY72987	MS	5	1	55.186		%		R_SE-WM	
08/04/17 4:44 PM	BY74365	PRI	0.5	1	-0.204	BRL	1.00		SE-WMLD	
08/04/17 4:50 PM	BY74366	PRI	0.5	1	-0.050	BRL	1.00		SE-WMLD	
08/04/17 4:57 PM	BY73676	LCS	0.5	1	56.390	113	%		L_SE-WM	
08/04/17 5:00 PM	BLK	CB		1	-0.336		2.0	BRL		
08/04/17 5:03 PM	ERA 106216 1:2	CC		1	70.946			103		
08/04/17 5:06 PM	BY73676	MS	0.5	1	59.905	120	%		R_SE-WM	
08/04/17 5:12 PM	BY73676	MS	0.5	5	59.743	119	%		R_SE-WM	
08/04/17 5:18 PM	BY73676	PRI	0.5	1	-0.097	BRL	1.00		SE-WMX	
08/04/17 5:24 PM	BY73986	PRI	0.5	1	-0.622	BRL	1.00		SE-DW	
08/04/17 5:27 PM	BY73986	PS	0.5	1	16.472			PS Fail 82.4		

AA Data Transfer Log

Transfer Date: 8/7/2017 8:46:37 AM
File: P:\AA\PE600-1\080417SE.csv

Analyst: RS
Units: ug/L

Sample Date	Sample	Type	Dil	Auto Dil	Inst Result	Result	RL	QC Comment/ QC/PS %	Acode	Analyst Comment
08/04/17 5:34 PM	BY73986	PRI	0.5	5	-2.035	BRL	5.00		SE-DW	
08/04/17 5:37 PM	BY73986	PS	0.5	5	104.687			105		
08/04/17 5:43 PM	BY74276	PRI	0.5	1	0.093	BRL	1.00		SE-DW	
08/04/17 5:46 PM	BY74276	PS	0.5	1	17.523			87.2		
08/04/17 5:52 PM	BY74155	MS	2	1	53.102	106	%		R_SE-DW1	
08/04/17 5:55 PM	BLK	CB		1	-0.127		2.0	BRL		
08/04/17 5:58 PM	ERA 106216 1:2	CC		1	71.108			103		
08/04/17 6:04 PM	BY74155	PRI	0.5	1	0.034	BRL	1.00		SE-DWX	
08/04/17 6:10 PM	BY75253	PRI	0.5	1	-0.142	BRL	1.00		SE-WMLD	
08/04/17 6:17 PM	BY75254	PRI	0.5	1	-0.416	BRL	1.00		SE-WMLD	
08/04/17 6:23 PM	BY75259	PRI	0.5	1	2.275	2.28	1.00		SE-WMLD	
08/04/17 6:29 PM	BY75260	PRI	0.5	1	0.674	BRL	1.00		SE-WMLD	
08/04/17 6:35 PM	BY75351	BLK	0.5	1	0.153	BRL	1.00		B_SE-DW	
08/04/17 6:41 PM	BY75351	DUP	0.5	1	0.213	BRL	1.00		D_SE-DW	
08/04/17 6:44 PM	BLK	CB		1	-0.195		2.0	BRL		
08/04/17 6:47 PM	ERA 106216 1:2	CC		1	71.074			103		
08/04/17 6:53 PM	BY75351	LCS	0.5	1	49.806	99.6	%		L_SE-DW	
08/04/17 6:59 PM	BY75351	MS	0.5	1	47.765	95.5	%		R_SE-DW	
08/04/17 7:05 PM	BY75351	PRI	0.5	1	0.195	BRL	1.00		SE-DWX	
08/04/17 7:08 PM	BLK	CB		1	0.290		2.0	BRL		
08/04/17 7:11 PM	ERA 106216 1:2	CC		1	70.822			103		

AA Data Transfer Log

Transfer Date: 8/4/2017 9:21:29 AM

File: P:\AA\PE600-1\080417TL.csv

Analyst: RS

Units: ug/L

Sample Date	Sample	Type	Dil	Auto Dil	Inst Result	Result	RL	QC Comment/ QC/PS %	Acode	Analyst Comment
08/04/17 6:48 AM	Calib Blank 1	CALBLK		1						
08/04/17 7:03 AM	Sample080	QC		1						

Calibration: Tl 276.8 (Linear Calculated Intercept) **Correlation Coefficient:** 0.999112 **Slope:** 0.00160 **Intercept:** 0.00178

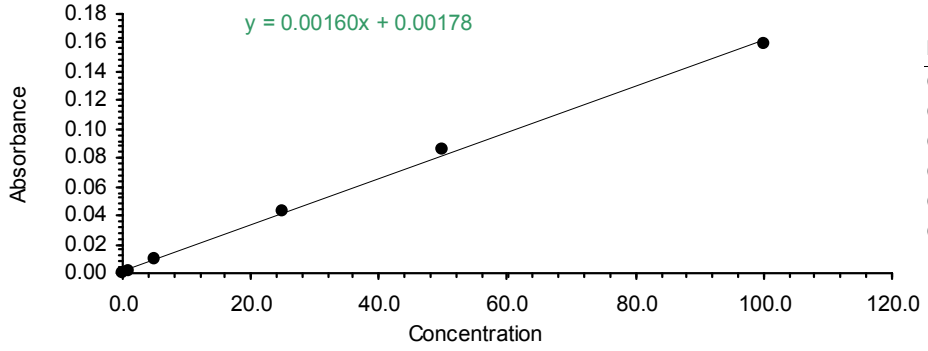

Id	Signal	Conc	Calc Conc
Calib Blank	-0.0003	0.0	-1.111
Calib Std 1	0.0020	1.0	0.165
Calib Std 2	0.0093	5.0	4.698
Calib Std 3	0.0436	25.0	26.115
Calib Std 4	0.0863	50.0	52.777
Calib Std 5	0.1593	100.0	98.356

08/04/17 7:06 AM	Calib Blank 1	CALBLK		1		-1.111				
08/04/17 7:09 AM	Calib Std 1	CALSTD		1		0.165				
08/04/17 7:12 AM	Calib Std 2	CALSTD		1		4.698				
08/04/17 7:15 AM	Calib Std 3	CALSTD		1		26.115				
08/04/17 7:17 AM	Calib Std 4	CALSTD		1		52.777				
08/04/17 7:20 AM	Calib Std 5	QC		1		98.356				
08/04/17 7:24 AM	BLK	CB		1	-0.812		2.0	BRL		
08/04/17 7:27 AM	ERA160216 1:4	CC		1	84.310			96.6		
08/04/17 7:30 AM	CVS	QC	1	1	49.980					
08/04/17 7:33 AM	CRA	QC	1	1	1.144					
08/04/17 7:35 AM	BY76298	PRI	0.5	1	-1.867	BRL	1.00		TL-WMDP	
08/04/17 7:38 AM	BY76298 DUP	DUP	0.5	1	-1.946	BRL	1.00		TL-WMDP	
08/04/17 7:41 AM	BY77009	PRI	0.5	1	-0.633	BRL	1.00		TL-WM	
08/04/17 7:44 AM	BY77009 DUP	DUP	0.5	1	-0.914	BRL	1.00		TL-WM	
08/04/17 7:47 AM	BY77010	PRI	0.5	1	-0.829	BRL	1.00		TL-WM	
08/04/17 7:50 AM	BLK	CB		1	-1.013		2.0	BRL		
08/04/17 7:53 AM	ERA160216 1:4	CC		1	86.592			99.2		
08/04/17 7:55 AM	BY77010 DUP	DUP	0.5	1	-0.806	BRL	1.00		TL-WM	
08/04/17 7:58 AM	BY76576	PRI	0.5	1	-1.615	BRL	1.00		TL-WMDP	
08/04/17 8:01 AM	BY76576 DUP	DUP	0.5	1	-1.315	BRL	1.00		TL-WMDP	
08/04/17 8:04 AM	BY76416	BLK	0.5	1	-0.426	BRL	0.50		B_TL-DW	
08/04/17 8:07 AM	BY76416	LCS	0.5	1	51.746	104	%		L_TL-DW	
08/04/17 8:09 AM	BY78040	PRI	0.5	1	-0.566	BRL	0.70		TL-DW	
08/04/17 8:12 AM	BY78040	PS	0.5	1	19.542			97.7		
08/04/17 8:15 AM	BY78041	PRI	0.5	1	-1.198	BRL	0.70		TL-DW	
08/04/17 8:18 AM	BY78041	PS	0.5	1	19.779			98.9		
08/04/17 8:20 AM	BLK	CB		1	-0.951		2.0	BRL		
08/04/17 8:23 AM	ERA160216 1:4	CC		1	87.622			100		
08/04/17 8:26 AM	BY77539	PRI	0.5	1	-0.383	BRL	0.70		TL-DW	
08/04/17 8:29 AM	BY77539	PS	0.5	1	18.867			94.3		
08/04/17 8:32 AM	BY77539	MS	0.5	1	48.280	96.6	%		R_TL-DW1	
08/04/17 8:34 AM	BY75404	PRI	5	1	-27.386	BRL	10.0		TL-WM	
08/04/17 8:37 AM	BY75404 DUP	DUP	5	1	-26.870	BRL	10.0		TL-WM	
08/04/17 8:40 AM	BY75405	PRI	5	1	-27.429	BRL	10.0		TL-WM	
08/04/17 8:43 AM	BY75405 DUP	DUP	5	1	-26.086	BRL	10.0		TL-WM	
08/04/17 8:46 AM	BY75722	LCS	1	1	56.431	113	%		L_TL-WM	
08/04/17 8:49 AM	BLK	CB		1	-0.902		2.0	BRL		

AA Data Transfer Log

Transfer Date: 8/4/2017 9:21:29 AM
File: P:\AA\PE600-1\080417TL.csv

Analyst: RS
Units: ug/L

Sample Date	Sample	Type	Dil	Auto Dil	Inst Result	Result	RL	QC Comment/ QC/PS %	Acode	Analyst Comment
08/04/17 8:52 AM	ERA160216 1:4	CC		1	88.873			102		
08/04/17 8:55 AM	BY76153	BLK	0.5	1	-0.538	BRL	0.50		B_TL-DW	
08/04/17 8:57 AM	BY76153	LCS	0.5	1	51.580	103	%		L_TL-DW	
08/04/17 9:00 AM	BY77226	MS	0.5	1	53.274	107	%		R_TL-DW1	
08/04/17 9:03 AM	BY77226	PRI	0.5	1	-0.470	BRL	0.50		TL-DWX	
08/04/17 9:06 AM	BLK	CB		1	-1.132		2.0	BRL		
08/04/17 9:09 AM	ERA160216 1:4	CC		1	87.337			100		

AA Data Transfer Log

Transfer Date: 8/9/2017 8:28:23 AM
File: P:\AA\PE600-1\080717SB.csv

Analyst: RS
Units: ug/L

Sample Date	Sample	Type	Dil	Auto Dil	Inst Result	Result	RL	QC Comment/ QC/PS %	Acode	Analyst Comment
08/07/17 9:53 AM	Calib Blank 1	CALBLK		1						
08/07/17 10:23 AM	Sample080	QC		1						
08/07/17 10:28 AM	Calib Blank 1	CALBLK		1						
08/07/17 10:41 AM	Calib Std 1	CALSTD		1						
08/07/17 10:44 AM	Calib Std 2	CALSTD		1						
08/07/17 10:47 AM	Calib Std 3	CALSTD		1						
08/07/17 10:51 AM	Calib Std 4	CALSTD		1						
08/07/17 10:54 AM	Calib Std 5	QC		1						
08/07/17 11:01 AM	BLK	CB		1	-0.167		3.0	BRL		
08/07/17 11:04 AM	ERA 160216 1:2	CC		1	66.732			119		

Calibration: Sb 217.6 (Linear Calculated Intercept) **Correlation Coefficient:** 0.999832 **Slope:** 0.00166 **Intercept:** -0.00023

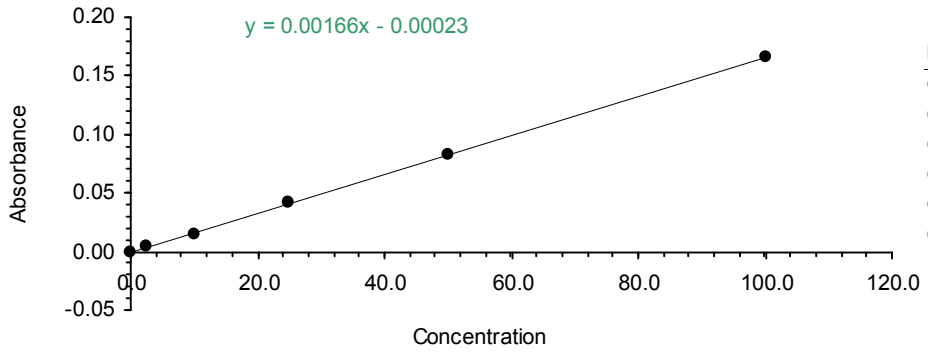

Id	Signal	Conc	Calc Conc
Calib Blank	-0.0002	0.0	0.137
Calib Std 1	0.0049	2.5	3.079
Calib Std 2	0.0144	10.0	8.834
Calib Std 3	0.0422	25.0	25.540
Calib Std 4	0.0826	50.0	49.887
Calib Std 5	0.1659	100.0	100.024

08/07/17 11:10 AM	Calib Blank 1	CALBLK		1		0.137				
08/07/17 11:13 AM	Calib Std 1	CALSTD		1		3.079				
08/07/17 11:16 AM	Calib Std 2	CALSTD		1		8.834				
08/07/17 11:19 AM	Calib Std 3	CALSTD		1		25.540				
08/07/17 11:22 AM	Calib Std 4	CALSTD		1		49.887				
08/07/17 11:25 AM	Calib Std 5	QC		1		100.024				
08/07/17 11:29 AM	BLK	CB		1	0.027		3.0	BRL		
08/07/17 11:32 AM	ERA 160216 1:2	CC		1	59.761			107		
08/07/17 11:38 AM	ERA 160216 1:2	CC		1	57.631			103		
08/07/17 11:41 AM	CVS	QC	1	1	47.456					
08/07/17 11:44 AM	CRA	QC	1	1	1.615					
08/07/17 11:47 AM	BY76573	PRI	1.067	1	2.621	BRL	3.20		DSB-WMD	
08/07/17 11:50 AM	BY76573 DUP	DUP	1.067	1	2.652	BRL	3.20		DSB-WMD	
08/07/17 11:53 AM	BY76574	PRI	1.067	1	-0.056	BRL	3.20		DSB-WMD	
08/07/17 11:56 AM	BY76574 DUP	DUP	1.067	1	0.864	BRL	3.20		DSB-WMD	
08/07/17 11:59 AM	BY76575	PRI	1.067	1	-1.033	BRL	3.20		DSB-WMD	
08/07/17 12:02 PM	BLK	CB		1	0.317		3.0	BRL		
08/07/17 12:05 PM	ERA 160216 1:2	CC		1	56.264			100		
08/07/17 12:08 PM	BY76575 DUP	DUP	1.067	1	0.211	BRL	3.20		DSB-WMD	
08/07/17 12:11 PM	BY76576	PRI	1.067	1	-0.735	BRL	3.20		DSB-WMD	
08/07/17 12:14 PM	BY76576 DUP	DUP	1.067	1	-0.686	BRL	3.20		DSB-WMD	
08/07/17 12:17 PM	BY76577	PRI	1.067	1	-0.198	BRL	3.20		DSB-WMD	
08/07/17 12:20 PM	BY76577 DUP	DUP	1.067	1	0.053	BRL	3.20		DSB-WMD	
08/07/17 12:23 PM	BY76578	PRI	1.067	1	-0.338	BRL	3.20		DSB-WMD	
08/07/17 12:26 PM	BY76578 DUP	DUP	1.067	1	-0.282	BRL	3.20		DSB-WMD	
08/07/17 12:29 PM	BLK	CB		1	-0.115		3.0	BRL		
08/07/17 12:32 PM	ERA 160216 1:2	CC		1	58.301			104		
08/07/17 12:35 PM	BY76044	BLK	1.067	1	-0.149	BRL	5.34		B_D-SB	
08/07/17 12:38 PM	BY76044	DUP	1.067	1	-0.584	BRL	5.34		D_D-SB	

AA Data Transfer Log

Transfer Date: 8/9/2017 8:28:23 AM

File: P:\AA\PE600-1\080717SB.csv

Analyst: RS

Units: ug/L

Sample Date	Sample	Type	Dil	Auto Dil	Inst Result	Result	RL	QC Comment/ QC/PS %	Acode	Analyst Comment
08/07/17 12:41 PM	BY76044	PRI	1.067	1	-0.153	BRL	3.20		D-SBX	
08/07/17 12:44 PM	BY76044	LCS	1.077	1	116.482	117	%	LCS Fail 117	L_D-SB	
08/07/17 12:47 PM	BY76044	MS	10.77	1	86.967	87.0	%		R_D-SB	
08/07/17 12:51 PM	BY76298	PRI	0.5	1	0.457	BRL	1.50		SB-WMDP	
08/07/17 12:54 PM	BY76298 DUP	DUP	0.5	1	0.974	BRL	1.50		SB-WMDP	
08/07/17 12:57 PM	BLK	CB		1	0.158		3.0	BRL		
08/07/17 1:00 PM	ERA 160216 1:2	CC		1	56.497			101		
08/07/17 1:03 PM	BY76576	PRI	0.5	1	4.034	4.03	1.50		SB-WMDP	
08/07/17 1:06 PM	BY76576 DUP	DUP	0.5	1	3.608	3.61	1.50		SB-WMDP	
08/07/17 1:09 PM	BY77045	BLK	0.5	1	-0.338	BRL	2.50		B_SB-WM	
08/07/17 1:12 PM	BY77045	DUP	0.5	1	2.447	BRL	2.50		D_SB-WM	
08/07/17 1:15 PM	BY77045	LCS	0.5	1	51.723	103	%		L_SB-WM	
08/07/17 1:18 PM	BY77045	MS	2	1	220.313	>130	%	MS Fail >130	R_SB-WM	
08/07/17 1:21 PM	BY77045	PRI	0.5	1	2.548	2.55	1.50		SB-WMX	
08/07/17 1:26 PM	BY77045	MS	2	1	52.037	99.7	%		R_SB-WM	
08/07/17 1:29 PM	BY77045	PRI	0.5	1	2.168	2.17	1.50		SB-WMX	
08/07/17 1:32 PM	BLK	CB		1	-0.002		3.0	BRL		
08/07/17 1:35 PM	ERA 160216 1:2	CC		1	57.984			104		
08/07/17 1:38 PM	BY76416	BLK	0.5	1	1.673	1.67	1.50		B_SB-DW	
08/07/17 1:46 PM	BY76416	BLK	0.5	1	0.295	BRL	1.50		B_SB-DW	
08/07/17 1:49 PM	BY76416	LCS	0.5	1	46.533	93.1	%		L_SB-DW	
08/07/17 1:52 PM	BY78040	PRI	0.5	1	0.181	BRL	0.75		SB-DW	
08/07/17 1:55 PM	BY78040	PS	0.5	1	17.445			86.3		
08/07/17 1:58 PM	BY78041	PRI	0.5	1	-0.595	BRL	0.75		SB-DW	
08/07/17 2:01 PM	BY78041	PS	0.5	1	15.672			PS Fail 78.4		
08/07/17 2:04 PM	BY78041	PRI	0.5	5	-2.228	BRL	3.75		SB-DW	
08/07/17 2:07 PM	BY78041	PS	0.5	5	95.455			95.5		
08/07/17 2:10 PM	BLK	CB		1	0.328		3.0	BRL		
08/07/17 2:14 PM	ERA 160216 1:2	CC		1	59.489			106		
08/07/17 2:17 PM	BY77539	PRI	0.5	1	-0.554	BRL	0.75		SB-DW	
08/07/17 2:20 PM	BY77539	PS	0.5	1	16.438			PS Fail 82.2		
08/07/17 2:23 PM	BY77539	PRI	0.5	5	-1.563	BRL	3.75		SB-DW	
08/07/17 2:26 PM	BY77539	PS	0.5	5	92.670			92.7		
08/07/17 2:29 PM	BY78024	PRI	0.5	1	-0.711	BRL	0.75		SB-DW	
08/07/17 2:32 PM	BY78024	PS	0.5	1	15.667			PS Fail 78.3		
08/07/17 2:35 PM	BY78024	PRI	0.5	5	-0.803	BRL	3.75		SB-DW	
08/07/17 2:38 PM	BY78024	PS	0.5	5	91.466			91.5		
08/07/17 2:41 PM	BY78025	PRI	0.5	1	-0.366	BRL	0.75		SB-DW	
08/07/17 2:44 PM	BY78025	PS	0.5	1	15.756			PS Fail 78.8		
08/07/17 2:47 PM	BY78025	PRI	0.5	5	-0.363	BRL	3.75		SB-DW	
08/07/17 2:50 PM	BY78025	PS	0.5	5	99.059			99.1		
08/07/17 2:53 PM	BY78091	PRI	0.5	1	-0.433	BRL	0.75		SB-DW	
08/07/17 2:56 PM	BY78091	PS	0.5	1	18.112			90.6		
08/07/17 2:59 PM	BLK	CB		1	0.389		3.0	BRL		
08/07/17 3:02 PM	ERA 160216 1:2	CC		1	59.395			106		
08/07/17 3:05 PM	BY77539	MS	0.5	1	48.909	97.8	%		R_SB-DW1	
08/07/17 3:08 PM	BY76573	PRI	0.5	1	2.918	2.92	1.50		SB-WMDP	
08/07/17 3:11 PM	BY76573 DUP	DUP	0.5	1	2.733	2.73	1.50		SB-WMDP	
08/07/17 3:14 PM	BY76574	PRI	0.5	1	0.613	BRL	1.50		SB-WMDP	
08/07/17 3:18 PM	BY76574 DUP	DUP	0.5	1	0.302	BRL	1.50		SB-WMDP	
08/07/17 3:21 PM	BY76575	PRI	0.5	1	0.717	BRL	1.50		SB-WMDP	
08/07/17 3:24 PM	BY76575 DUP	DUP	0.5	1	0.329	BRL	1.50		SB-WMDP	
08/07/17 3:27 PM	BLK	CB		1	-0.371		3.0	BRL		

AA Data Transfer Log

Transfer Date: 8/9/2017 8:28:23 AM
File: P:\AA\PE600-1\080717SB.csv

Analyst: RS
Units: ug/L

Sample Date	Sample	Type	Dil	Auto Dil	Inst Result	Result	RL	QC Comment/ QC/PS %	Acode	Analyst Comment
08/07/17 3:30 PM	ERA 160216 1:2	CC		1	60.249			108		
08/07/17 3:33 PM	BY76577	PRI	0.5	1	0.861	BRL	1.50		SB-WMDP	
08/07/17 3:36 PM	BY76577 DUP	DUP	0.5	1	0.445	BRL	1.50		SB-WMDP	
08/07/17 3:39 PM	BY76578	PRI	0.5	1	-0.150	BRL	1.50		SB-WMDP	
08/07/17 3:42 PM	BY76578 DUP	DUP	0.5	1	-0.292	BRL	1.50		SB-WMDP	
08/07/17 3:45 PM	BY76153	BLK	0.5	1	-0.113	BRL	1.50		B_SB-DW	
08/07/17 3:48 PM	BY76153	LCS	0.5	1	50.618	101	%		L_SB-DW	
08/07/17 3:51 PM	BY76917	PRI	0.5	1	0.068	BRL	0.75		SB-DW	
08/07/17 3:54 PM	BY76917	PS	0.5	1	18.105			90.2		
08/07/17 3:57 PM	BLK	CB		1	0.030		3.0	BRL		
08/07/17 4:00 PM	ERA 160216 1:2	CC		1	60.777			109		
08/07/17 4:04 PM	BY77405	PRI	0.5	1	0.069	BRL	0.75		SB-DW	
08/07/17 4:07 PM	BY77405	PS	0.5	1	18.165			90.5		
08/07/17 4:10 PM	BY77226	MS	0.5	1	52.268	105	%		R_SB-DW1	
08/07/17 4:13 PM	BY77226	PRI	0.5	1	-0.003	BRL	1.50		SB-DWX	
08/07/17 4:16 PM	BLK	CB		1	-0.400		3.0	BRL		
08/07/17 4:19 PM	ERA 160216 1:2	CC		1	61.493			110		
08/07/17 4:29 PM	BY76044	LCS	1.077	1	110.961	111	%		L_D-SB	

AA Data Transfer Log

Transfer Date: 8/9/2017 10:55:25 AM

File: P:\AA\PE600-1\080817TL.csv

Analyst: RS

Units: ug/L

Sample Date	Sample	Type	Dil	Auto Dil	Inst Result	Result	RL	QC Comment/ QC/PS %	Acode	Analyst Comment
08/08/17 3:39 PM	Calib Blank 1	CALBLK		1						
08/08/17 3:54 PM	Sample080	QC		1						

Calibration: Tl 276.8 (Linear Calculated Intercept) **Correlation Coefficient:** 0.999624 **Slope:** 0.00159 **Intercept:** 0.00073

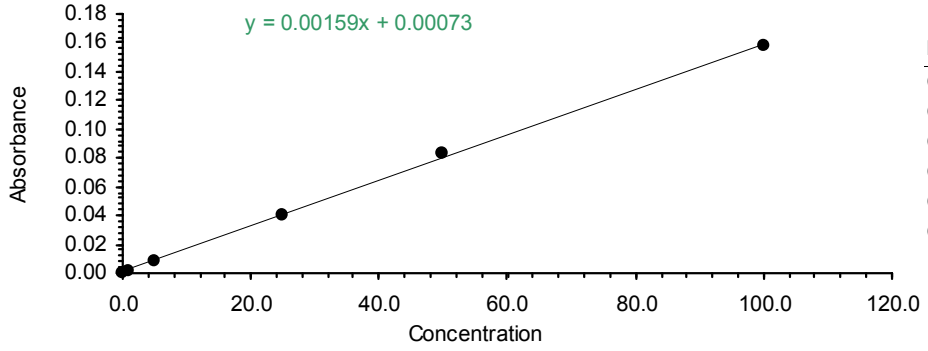

Id	Signal	Conc	Calc Conc
Calib Blank	-0.0001	0.0	-0.457
Calib Std 1	0.0018	1.0	0.702
Calib Std 2	0.0089	5.0	5.128
Calib Std 3	0.0395	25.0	24.452
Calib Std 4	0.0833	50.0	52.084
Calib Std 5	0.1579	100.0	99.092

08/08/17 3:57 PM	Calib Blank 1	CALBLK		1		-0.457				
08/08/17 4:00 PM	Calib Std 1	CALSTD		1		0.702				
08/08/17 4:03 PM	Calib Std 2	CALSTD		1		5.128				
08/08/17 4:06 PM	Calib Std 3	CALSTD		1		24.452				
08/08/17 4:09 PM	Calib Std 4	CALSTD		1		52.084				
08/08/17 4:11 PM	Calib Std 5	QC		1		99.092				
08/08/17 4:20 PM	BLK	CB		1	-0.515		2.8	BRL		
08/08/17 4:22 PM	ERA160216 1:4	CC		1	84.770			97.2		
08/08/17 4:28 PM	CVS	QC	1	1	50.255					
08/08/17 4:34 PM	CRA	QC	1	1	1.936					
08/08/17 4:39 PM	BY79089	PRI	0.5	1	-0.649	BRL	1.00		TL-WM	
08/08/17 4:45 PM	BY79090	PRI	0.5	1	-0.357	BRL	1.00		TL-WM	
08/08/17 4:51 PM	BY77531	PRI	0.5	1	-0.389	BRL	1.00		TL-WM	
08/08/17 4:56 PM	BY77538	PRI	0.5	1	-0.673	BRL	1.00		TL-WM	
08/08/17 5:02 PM	BY78127	PRI	0.5	1	-0.871	BRL	1.00		TL-WM	
08/08/17 5:05 PM	BLK	CB		1	-0.616		2.8	BRL		
08/08/17 5:08 PM	ERA160216 1:4	CC		1	85.927			98.5		
08/08/17 5:14 PM	BY78146	PRI	0.5	1	-0.817	BRL	1.00		TL-WM	
08/08/17 5:20 PM	BY78401	BLK	0.5	1	-0.297	BRL	1.00		B_TL-WM	
08/08/17 5:25 PM	BY78401	DUP	0.5	1	-1.513	BRL	1.00		D_TL-WM	
08/08/17 5:31 PM	BY78401	LCS	0.5	1	54.224	108	%		L_TL-WM	
08/08/17 5:36 PM	BY78401	MS	0.5	1	46.915	93.8	%		R_TL-WM	
08/08/17 5:42 PM	BY78401	PRI	0.5	1	-1.603	BRL	1.00		TL-WMX	
08/08/17 5:48 PM	BY78737	PRI	0.5	1	-0.519	BRL	1.00		TL-WM	
08/08/17 5:50 PM	BLK	CB		1	-0.311		2.8	BRL		
08/08/17 5:53 PM	ERA160216 1:4	CC		1	86.624			99.3		
08/08/17 5:59 PM	BY78738	PRI	0.5	1	-0.230	BRL	1.00		TL-WM	
08/08/17 6:04 PM	BY78739	PRI	0.5	1	-0.204	BRL	1.00		TL-WM	
08/08/17 6:10 PM	BY78740	PRI	0.5	1	-0.261	BRL	1.00		TL-WM	
08/08/17 6:16 PM	BY78742	PRI	0.5	1	-0.445	BRL	1.00		TL-WM	
08/08/17 6:21 PM	BY78743	PRI	0.5	1	-0.464	BRL	1.00		TL-WM	
08/08/17 6:27 PM	BY78802	PRI	0.5	1	-0.464	BRL	1.00		TL-WM	
08/08/17 6:32 PM	BY78803	PRI	0.5	1	-0.290	BRL	1.00		TL-WM	
08/08/17 6:35 PM	BLK	CB		1	-0.689		2.8	BRL		
08/08/17 6:38 PM	ERA160216 1:4	CC		1	87.074			99.8		
08/08/17 6:44 PM	BY79448	PRI	0.5	1	-0.691	BRL	1.00		TL-WMDP	
08/08/17 6:49 PM	BY79449	PRI	0.5	1	-0.631	BRL	1.00		TL-WMDP	

AA Data Transfer Log

Transfer Date: 8/9/2017 10:55:25 AM

File: P:\AA\PE600-1\080817TL.csv

Analyst: RS

Units: ug/L

Sample Date	Sample	Type	Dil	Auto Dil	Inst Result	Result	RL	QC Comment/ QC/PS %	Acode	Analyst Comment
08/08/17 6:55 PM	BY79450	PRI	0.5	1	-0.561	BRL	1.00		TL-WMDP	
08/08/17 7:01 PM	BY79451	PRI	0.5	1	-0.705	BRL	1.00		TL-WMDP	
08/08/17 7:07 PM	BY79452	PRI	0.5	1	-0.414	BRL	1.00		TL-WMDP	
08/08/17 7:12 PM	BY79453	PRI	0.5	1	-0.609	BRL	1.00		TL-WMDP	
08/08/17 7:18 PM	BY78891	PRI	0.5	1	-0.993	BRL	1.00		TL-WM	
08/08/17 7:21 PM	BLK	CB		1	-0.375		2.8	BRL		
08/08/17 7:23 PM	ERA160216 1:4	CC		1	87.817			101		
08/08/17 7:29 PM	BY78892	PRI	0.5	1	-9.503	BRL	1.00		TL-WM	
08/08/17 7:35 PM	BY78898	PRI	0.5	1	-0.568	BRL	1.00		TL-WM	
08/08/17 7:41 PM	BY78899	PRI	0.5	1	-0.375	BRL	1.00		TL-WM	
08/08/17 7:46 PM	BY78985	PRI	0.5	1	-0.263	BRL	1.00		TL-WM	
08/08/17 7:52 PM	BY79107	PRI	0.5	1	-0.591	BRL	1.00		TL-WM	
08/08/17 7:57 PM	BY78810	BLK	0.5	1	-0.132	BRL	1.00		B_TL-WM	
08/08/17 8:03 PM	BY78810	DUP	0.5	1	-1.146	BRL	1.00		D_TL-WM	
08/08/17 8:06 PM	BLK	CB		1	-0.740		2.8	BRL		
08/08/17 8:09 PM	ERA160216 1:4	CC		1	89.178			102		
08/08/17 8:15 PM	BY78810	LCS	0.5	1	56.997	114	%		L_TL-WM	
08/08/17 8:20 PM	BY78810	MS	5	1	55.137	110	%		R_TL-WM	
08/08/17 8:26 PM	BY78810	PRI	0.5	1	-0.914	BRL	1.00		TL-WMX	
08/08/17 8:32 PM	BY79216	PRI	0.5	1	-0.615	BRL	1.00		TL-WM	
08/08/17 8:37 PM	BY76836	PRI	0.5	1	-0.582	BRL	1.00		TL-WM	
08/08/17 8:43 PM	BY76985	PRI	0.5	1	-0.521	BRL	1.00		TL-WM	
08/08/17 8:48 PM	BY76986	PRI	0.5	1	-0.232	BRL	1.00		TL-WM	
08/08/17 8:51 PM	BLK	CB		1	0.602		2.8	BRL		
08/08/17 8:54 PM	ERA160216 1:4	CC		1	87.189			99.9		
08/08/17 9:00 PM	BY77259	PRI	0.5	1	-0.538	BRL	1.00		TL-WM	
08/08/17 9:05 PM	BY77260	PRI	0.5	1	-0.407	BRL	1.00		TL-WM	
08/08/17 9:11 PM	BY77262	PRI	0.5	1	-1.229	BRL	1.00		TL-WM	
08/08/17 9:14 PM	BY77263	PRI	0.5	1	77.813	77.8	1.00	Over Cal	TL-WM	
08/08/17 9:19 PM	BY77263	PRI	0.5	5	-15.551	BRL	5.00		TL-WM	
08/08/17 9:25 PM	BY77284	PRI	0.5	1	-1.411	BRL	1.00		TL-WM	
08/08/17 9:31 PM	BY77045	BLK	0.5	1	-0.138	BRL	1.00		B_TL-WM	
08/08/17 9:33 PM	BLK	CB		1	-0.115		2.8	BRL		
08/08/17 9:36 PM	ERA160216 1:4	CC		1	86.824			99.5		
08/08/17 9:42 PM	BY77045	DUP	0.5	1	-1.591	BRL	1.00		D_TL-WM	
08/08/17 9:48 PM	BY77045	LCS	0.5	1	54.618	109	%		L_TL-WM	
08/08/17 9:54 PM	BY77045	MS	0.5	1	44.331	88.7	%		R_TL-WM	
08/08/17 10:00 PM	BY77045	PRI	0.5	1	-1.581	BRL	1.00		TL-WMX	
08/08/17 10:05 PM	BY77530	PRI	0.5	1	-0.089	BRL	1.00		TL-WM	
08/08/17 10:11 PM	BY76917	PRI	0.5	1	-0.224	BRL	0.70		TL-DW	
08/08/17 10:14 PM	BY76917	PS	0.5	1	18.474			92.4		
08/08/17 10:20 PM	BY77405	PRI	0.5	1	-0.034	BRL	0.70		TL-DW	
08/08/17 10:23 PM	BY77405	PS	0.5	1	19.816			99.1		
08/08/17 10:25 PM	BLK	CB		1	-0.245		2.8	BRL		
08/08/17 10:28 PM	ERA160216 1:4	CC		1	90.131			103		
08/08/17 10:34 PM	BY73519	PRI	0.5	1	-0.942	BRL	1.00		TL-WM	
08/08/17 10:39 PM	BY77532	PRI	0.5	1	-0.273	BRL	1.00		TL-WM	
08/08/17 10:45 PM	BY77533	PRI	0.5	1	-0.208	BRL	1.00		TL-WM	
08/08/17 10:51 PM	BY77534	PRI	0.5	1	-0.359	BRL	1.00		TL-WM	
08/08/17 10:57 PM	BY77535	PRI	0.5	1	-0.318	BRL	1.00		TL-WM	
08/08/17 11:03 PM	BY77536	PRI	0.5	1	-0.205	BRL	1.00		TL-WM	
08/08/17 11:09 PM	BY77537	PRI	0.5	1	-0.126	BRL	1.00		TL-WM	
08/08/17 11:12 PM	BLK	CB		1	-0.682		2.8	BRL		

AA Data Transfer Log

Transfer Date: 8/9/2017 10:55:25 AM
File: P:\AA\PE600-1\080817TL.csv

Analyst: RS
Units: ug/L

Sample Date	Sample	Type	Dil	Auto Dil	Inst Result	Result	RL	QC Comment/ QC/PS %	Acode	Analyst Comment
08/08/17 11:15 PM	ERA160216 1:4	CC		1	87.625			100		
08/08/17 11:21 PM	BY77540	PRI	0.5	1	-0.335	BRL	1.00		TL-WM	
08/08/17 11:27 PM	BY77638	PRI	0.5	1	-0.416	BRL	1.00		TL-WM	
08/08/17 11:32 PM	BY77639	PRI	0.5	1	-0.539	BRL	1.00		TL-WM	
08/08/17 11:38 PM	BY77640	PRI	0.5	1	-0.349	BRL	1.00		TL-WM	
08/08/17 11:41 PM	BLK	CB		1	1.748		2.8	BRL		
08/08/17 11:44 PM	BLK	CB		1	-0.389		2.8	BRL		
08/08/17 11:48 PM	ERA160216 1:4	CC		1	87.264			100		

HG Data Transfer Log

Analyst: RS

File: P:\avalon\dailycopy\results\2017\080217hg.txt

Calibration: (Linear Calculated Intercept) **Correlation Coefficient:** 0.999921 **Slope:** 46.33556 **Intercept:** 0.51386

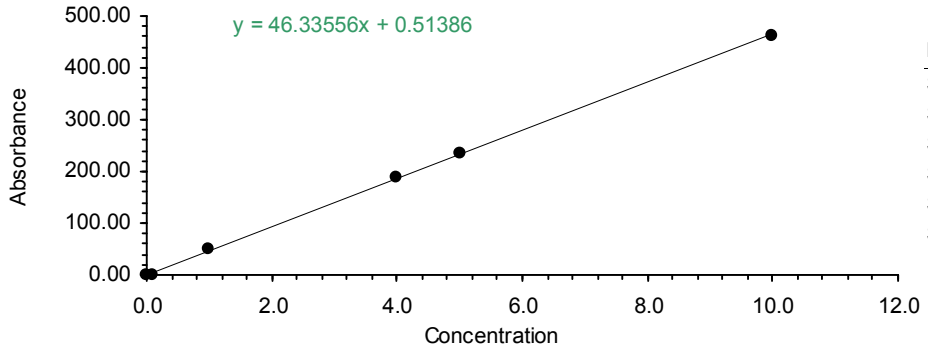

Id	Signal	Conc	Calc Conc
STD1	0.7773	0.0	0.0057
STD2	1.3395	0.1	0.0178
STD3	48.9095	1.0	1.0445
STD4	187.5634	4.0	4.0368
STD5	233.4475	5.0	5.0271
STD6	462.3907	10.0	9.9681

Sample Date	Sample	Type	Pk Height	Inst Factor	Raw Result	%Sol	Result	RL	Acode
08/02/17 9:24 AM	STD1	CAL	0.7773	----	0.0000				----------
08/02/17 9:26 AM	STD2	CAL	1.3395	----	0.1000				----------
08/02/17 9:28 AM	STD3	CAL	48.9095	----	1.0000				----------
08/02/17 9:31 AM	STD4	CAL	187.5634	----	4.0000				----------
08/02/17 9:33 AM	STD5	CAL	233.4475	----	5.0000				----------
08/02/17 9:35 AM	STD6	CAL	462.3907	----	10.0000				----------
08/02/17 9:38 AM	CCAL	NOTAG	191.1786	----	4.1149		103		----------
08/02/17 9:44 AM	BLANK	NOTAG	3.4071	----	0.0624				----------
08/02/17 9:47 AM	CRA1	NOTAG	10.4951	----	0.2154				----------
08/02/17 9:50 AM	BY69198	HGWM	287.8781	1.0000	6.2018		6.20	0.2	HG-WM
08/02/17 9:56 AM	BY76292 BLK	HGSM	3.5698	0.1231	0.0081		BRL	0.03	B_HG-SM
08/02/17 9:58 AM	BY76292 LCS	HGSM	58.2163	0.1250	0.1557		99.6		L_HG-SM
08/02/17 10:00 AM	BY76292 LCSD	HGSM	59.4047	0.1212	0.1541		102		L4HG-SM
08/02/17 10:02 AM	BY75306	HGSM	0.6186	0.1194	0.0003	98	BRL	0.02	HG-SM
08/02/17 10:04 AM	BY75515	HGSM	148.4636	0.1270	0.4055	90	0.45	0.03	HG-SM
08/02/17 10:07 AM	BY75636	HGSM	10.2390	0.1231	0.0258	92	BRL	0.03	HG-SM
08/02/17 10:09 AM	BY75637	HGSM	4.0500	0.1212	0.0093	92	BRL	0.03	HG-SM
08/02/17 10:11 AM	BY75659	HGSM	4.5262	0.1311	0.0114	92	BRL	0.03	HG-SM
08/02/17 10:13 AM	BY75703	HGSM	227.9698	0.1231	0.6042	78	0.77	0.03	HG-SM
08/02/17 10:16 AM	BY75714	HGSM	2.1047	0.1290	0.0044	89	BRL	0.03	HG-SM
08/02/17 10:18 AM	CCAL	NOTAG	189.5048	----	4.0787		102		----------
08/02/17 10:20 AM	BLANK	NOTAG	0.6214	----	0.0023				----------
08/02/17 10:22 AM	BY75716	HGSM	49.6093	0.1250	0.1324	88	0.15	0.03	HG-SM
08/02/17 10:24 AM	BY75781	HGSL	1.4884	0.0080	0.0002	1.27	BRL	0.13	HG-SL
08/02/17 10:27 AM	BY75851	HGSM	1.4659	0.1311	0.0027	92	BRL	0.03	HG-SM
08/02/17 10:29 AM	BY75852	HGSM	5.6643	0.1270	0.0141	93	BRL	0.03	HG-SM
08/02/17 10:31 AM	BY75892	HGSM	7.1643	0.1194	0.0171	96	BRL	0.03	HG-SM
08/02/17 10:33 AM	BY75893	HGSM	8.2357	0.1250	0.0208	95	BRL	0.03	HG-SM
08/02/17 10:35 AM	BY75903	HGSM	81.8116	0.1250	0.2193	88	0.25	0.03	HG-SM
08/02/17 10:38 AM	BY75904	HGSM	60.9581	0.1250	0.1631	90	0.18	0.03	HG-SM
08/02/17 10:40 AM	BY76089	HGSL	82.3698	0.1270	0.2243	20.0	1.12	0.13	HG-SL
08/02/17 10:42 AM	BY76098	HGSM	15.1545	0.1176	0.0372	76	0.05	0.03	HG-SM
08/02/17 10:44 AM	CCAL	NOTAG	189.8171	----	4.0855		102		----------
08/02/17 10:47 AM	BLANK	NOTAG	1.2463	----	0.0158				----------
08/02/17 10:49 AM	BY76099	HGSM	7.9683	0.1333	0.0215	80	BRL	0.03	HG-SM
08/02/17 10:51 AM	BY76100	HGSM	5.8268	0.1311	0.0150	79	BRL	0.03	HG-SM
08/02/17 10:53 AM	BY76292	HGSM	121.4195	0.1212	0.3163	56	0.56	0.04	HG-SM
08/02/17 10:55 AM	BY75918	HGSM	32.8488	0.1231	0.0859	94	0.09	0.03	HG-SM
08/02/17 10:58 AM	BY76292 DUP	HGSM	139.3738	0.1270	0.3806	56	0.68	0.05	D_HG-SM
08/02/17 11:00 AM	BY76292 MS	HGSM	189.0714	0.1159	0.4718	56	107		R_HG-SM

HG Data Transfer Log

Analyst: RS

File: P:\avalon\dailycopy\results\2017\080217hg.txt

Sample Date	Sample	Type	Pk Height	Inst Factor	Raw Result	%Sol	Result	RL	Acode
08/02/17 11:02 AM	CCAL	NOTAG	192.3366	----	4.1399		103		----------
08/02/17 11:04 AM	BLANK	NOTAG	0.8537	----	0.0073				----------
08/02/17 11:08 AM	BY75307 BLK	HGWM	1.4535	1.2500	0.0253		BRL	0.2	B_HG-WM
08/02/17 11:10 AM	BY75307 LCS	HGWM	88.8786	1.2500	2.3838		95.4		L_HG-WM
08/02/17 11:13 AM	BY73935	HGWM	0.5048	50.0000	-0.0098		BRL	8	HG-WM
08/02/17 11:15 AM	BY74826	HGWM	1.3405	1.2500	0.0223		BRL	0.2	HG-WM
08/02/17 11:17 AM	BY75307	HGWM	1.6738	1.2500	0.0313		BRL	0.2	HG-WM
08/02/17 11:19 AM	BY75492	HGWM	2.4476	1.2500	0.0522		BRL	0.2	HG-WM
08/02/17 11:21 AM	CCAL	NOTAG	189.9786	----	4.0890		102		----------
08/02/17 11:24 AM	BLANK	NOTAG	1.0095	----	0.0107				----------
08/02/17 11:26 AM	BY75493	HGWM	1.5595	1.2500	0.0282		BRL	0.2	HG-WM
08/02/17 11:28 AM	BY75494	HGWM	1.1581	1.2500	0.0174		BRL	0.2	HG-WM
08/02/17 11:30 AM	BY75704	HGWM	0.5907	1.2500	0.0021		BRL	0.2	HG-WM
08/02/17 11:33 AM	BY75705	HGWM	0.9477	1.2500	0.0117		BRL	0.2	HG-WM
08/02/17 11:35 AM	BY75706	HGWM	1.2864	1.2500	0.0208		BRL	0.2	HG-WM
08/02/17 11:37 AM	BY76088	HGWM	1.6477	1.2500	0.0306		BRL	0.2	HG-WM
08/02/17 11:39 AM	BY75711	HGWM	141.3205	1.2500	3.7986		3.80	0.2	HG-WM
08/02/17 11:41 AM	BY76294	HGWM	33.9955	1.2500	0.9032		0.903	0.2	HG-WM
08/02/17 11:44 AM	BY76297	HGWM	1.7659	1.2500	0.0338		BRL	0.2	HG-WM
08/02/17 11:46 AM	BY76301	HGWM	1.5419	1.2500	0.0277		BRL	0.2	HG-WM
08/02/17 11:48 AM	BY75307 DUP	HGWM	1.2605	1.2500	0.0201		BRL	0.2	D_HG-W
08/02/17 11:50 AM	BY75307 MS	HGWM	84.6814	1.2500	2.2706		90.8		R_HG-W
08/02/17 11:52 AM	CCAL	NOTAG	185.4024	----	3.9902		99.8		----------
08/02/17 11:55 AM	BLANK	NOTAG	0.3119	----	-0.0044				----------
08/02/17 1:05 PM	BY75514 BLK	HGWM	2.1909	1.2500	0.0452		BRL	0.2	B_HG-WM
08/02/17 1:07 PM	BY75514 LCS	HGWM	102.6023	1.2500	2.7541		110		L_HG-WM
08/02/17 1:09 PM	BY75514	TCLP	1.0205	1.2500	0.0137		BRL	0.2	TCLPHG
08/02/17 1:11 PM	BY75636	SPLP	2.0977	1.2500	0.0427		BRL	0.5	SPLPHG
08/02/17 1:14 PM	BY75636	TCLP	1.5333	1.2500	0.0275		BRL	0.2	TCLPHG
08/02/17 1:16 PM	BY75637	SPLP	1.0930	1.2500	0.0156		BRL	0.5	SPLPHG
08/02/17 1:18 PM	BY75637	TCLP	2.3721	1.2500	0.0501		BRL	0.2	TCLPHG
08/02/17 1:20 PM	BY75642	TCLP	0.7535	12.5000	0.0646		BRL	2	TCLPHG
08/02/17 1:22 PM	BY75714	TCLP	1.5791	1.2500	0.0287		BRL	0.2	TCLPHG
08/02/17 1:25 PM	BY75716	TCLP	0.5512	1.2500	0.0010		BRL	0.2	TCLPHG
08/02/17 1:27 PM	CCAL	NOTAG	189.2738	----	4.0738		102		----------
08/02/17 1:29 PM	BLANK	NOTAG	0.5095	----	-0.0001				----------
08/02/17 1:31 PM	BY75918	TCLP	1.0884	1.2500	0.0155		BRL	0.2	TCLPHG
08/02/17 1:34 PM	BY75659	TCLP	1.5683	1.2500	0.0284		BRL	0.2	TCLPHG
08/02/17 1:36 PM	BY75718	TCLP	0.7186	1.2500	0.0055		BRL	0.2	TCLPHG
08/02/17 1:38 PM	BY75514 DUP	HGWM	1.5209	1.2500	0.0272		BRL	0.2	D_HG-W
08/02/17 1:40 PM	BY75514 MS	HGWM	98.3047	1.2500	2.6381		106		R_HG-W
08/02/17 1:42 PM	CCAL	NOTAG	184.1119	----	3.9624		99.1		----------
08/02/17 1:45 PM	BLANK	NOTAG	1.8976	----	0.0299				----------

Analyst: RS

File: P:\avalon\dailycopy\results\2017\080317hg.txt

Calibration: (Linear Calculated Intercept) **Correlation Coefficient:** 0.999869 **Slope:** 45.58114 **Intercept:** 2.83579

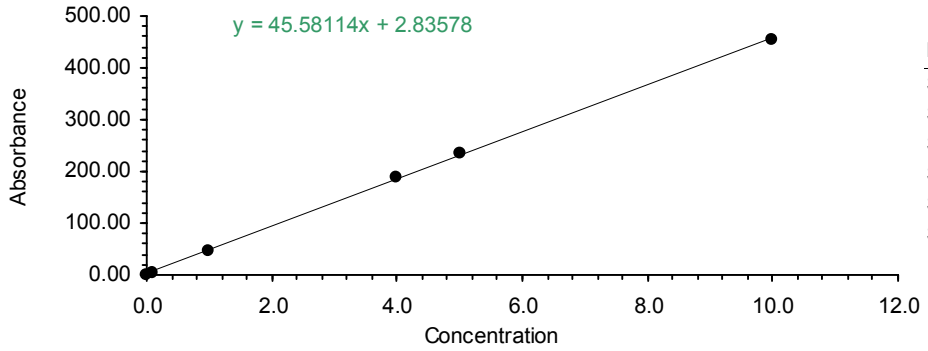

Id	Signal	Conc	Calc Conc
STD1	1.2786	0.0	-0.0342
STD2	5.7140	0.1	0.0631
STD3	47.6341	1.0	0.9828
STD4	188.8405	4.0	4.0807
STD5	234.1750	5.0	5.0753
STD6	455.5535	10.0	9.9321

Sample Date	Sample	Type	Pk Height	Inst Factor	Raw Result	%Sol	Result	RL	Acode
08/03/17 9:12 AM	STD1	CAL	1.2786	----	0.0000				----------
08/03/17 9:14 AM	STD2	CAL	5.7140	----	0.1000				----------
08/03/17 9:16 AM	STD3	CAL	47.6341	----	1.0000				----------
08/03/17 9:18 AM	STD4	CAL	188.8405	----	4.0000				----------
08/03/17 9:21 AM	STD5	CAL	234.1750	----	5.0000				----------
08/03/17 9:23 AM	STD6	CAL	455.5535	----	10.0000				----------
08/03/17 9:26 AM	CCAL	NOTAG	194.6929	----	4.2091		105		----------
08/03/17 9:28 AM	BLANK	NOTAG	2.5024	----	-0.0073				----------
08/03/17 9:30 AM	CRA1	NOTAG	6.4220	----	0.0787				----------
08/03/17 9:33 AM	CRA2	NOTAG	23.2390	----	0.4476				----------
08/03/17 9:36 AM	BY76373 BLK	HGSM	1.3293	0.1194	-0.0039		BRL	0.02	B_HG-SM
08/03/17 9:39 AM	BY76373 LCS	HGSM	47.9953	0.1231	0.1219		79.3		L_HG-SM
08/03/17 9:41 AM	BY76373 LCSD	HGSM	48.5163	0.1194	0.1197		80.1		L4HG-SM
08/03/17 9:43 AM	BY75794	HGSL	24.2163	0.0400	0.0188	5.92	0.32	0.14	HG-SL
08/03/17 9:45 AM	BY75795	HGSL	72.8698	0.1159	0.1781	23.4	0.76	0.10	HG-SL
08/03/17 9:47 AM	BY75904	HGSM	75.8488	0.1194	0.1913	90	0.21	0.03	HG-SM
08/03/17 9:50 AM	BY76373	HGSM	22.8911	0.1290	0.0568	83	0.07	0.03	HG-SM
08/03/17 9:54 AM	BY76374	HGSM	9.8452	0.1231	0.0189	82	BRL	0.03	HG-SM
08/03/17 9:56 AM	BY76375	HGSM	12.7023	0.1194	0.0258	81	0.03	0.03	HG-SM
08/03/17 9:58 AM	BY76376	HGSM	31.8907	0.1159	0.0739	31	0.24	0.08	HG-SM
08/03/17 10:00 AM	CCAL	NOTAG	211.6429	----	4.5810		115		----------
08/03/17 10:03 AM	CCAL	NOTAG	189.6262	----	4.0980		102		----------
08/03/17 10:05 AM	BLANK	NOTAG	1.1619	----	-0.0367				----------
08/03/17 10:07 AM	BY76377	HGSM	18.3465	0.1159	0.0395	36	0.11	0.06	HG-SM
08/03/17 10:10 AM	BY76378	HGSM	25.6093	0.1231	0.0615	100	0.06	0.03	HG-SM
08/03/17 10:12 AM	BY76379	HGSM	151.0093	0.1250	0.4063	30	1.35	0.08	HG-SM
08/03/17 10:14 AM	BY76380	HGSM	6.9136	0.1333	0.0119	73	BRL	0.04	HG-SM
08/03/17 10:16 AM	BY76381	HGSM	7.6643	0.1194	0.0126	89	BRL	0.03	HG-SM
08/03/17 10:18 AM	BY76665	HGSM	16.4357	0.1250	0.0373	92	0.04	0.03	HG-SM
08/03/17 10:21 AM	BY76666	HGSM	13.3488	0.1212	0.0280	93	0.03	0.03	HG-SM
08/03/17 10:23 AM	BY76707	HGSM	17.2698	0.1176	0.0373	84	0.04	0.03	HG-SM
08/03/17 10:25 AM	BY76710	HGSM	8.4837	0.1311	0.0163	92	BRL	0.03	HG-SM
08/03/17 10:27 AM	BY76984	HGSM	40.6140	0.1231	0.1020	99	0.10	0.03	HG-SM
08/03/17 10:32 AM	CCAL	NOTAG	172.1952	----	3.7156		92.9		----------
08/03/17 10:34 AM	BLANK	NOTAG	0.7929	----	-0.0448				----------
08/03/17 10:36 AM	BY77044	HGSM	6.8205	0.1231	0.0108	92	BRL	0.03	HG-SM
08/03/17 10:39 AM	BY77264	HGSM	117.7833	0.1212	0.3057	89	0.34	0.03	HG-SM
08/03/17 10:41 AM	BY77320	HGSM	15.2643	0.1250	0.0341	91	0.04	0.03	HG-SM
08/03/17 10:43 AM	BY76373 DUP	HGSM	18.7952	0.1250	0.0438	83	0.05	0.03	D_HG-SM
08/03/17 10:45 AM	BY76373 MS	HGSM	74.4310	0.1231	0.1933	83	88.8		R_HG-SM

Analyst: RS

File: P:\avalon\dailycopy\results\2017\080317hg.txt

Sample Date	Sample	Type	Pk Height	Inst Factor	Raw Result	%Sol	Result	RL	Acode
08/03/17 10:47 AM	CCAL	NOTAG	170.0357	----	3.6682		91.7		----------
08/03/17 10:50 AM	BLANK	NOTAG	1.1167	----	-0.0377				----------
08/03/17 10:54 AM	BY76604 BLK	HGSM	0.8357	0.1333	-0.0059		BRL	0.03	B_HG-SM
08/03/17 10:56 AM	BY76604 LCS	HGSM	49.5419	0.1290	0.1322		82.0		L_HG-SM
08/03/17 10:58 AM	BY76604 LCSD	HGSM	49.1651	0.1290	0.1312		81.3		L4HG-SM
08/03/17 11:00 AM	BY75796	HGSL	57.5333	0.1333	0.1600	17.7	0.90	0.15	HG-SL
08/03/17 11:02 AM	BY75797	HGSL	35.3390	0.1159	0.0827	25.9	0.32	0.09	HG-SL
08/03/17 11:05 AM	BY75798	HGSL	22.4439	0.0080	0.0034	1.73	0.20	0.09	HG-SL
08/03/17 11:07 AM	BY75799	HGSL	74.1781	0.0079	0.0123	2.31	0.53	0.07	HG-SL
08/03/17 11:09 AM	BY76432	HGSM	4.0000	0.1270	0.0032	91	BRL	0.03	HG-SM
08/03/17 11:11 AM	BY76441	HGSL	58.2561	0.0079	0.0097	2.81	0.34	0.06	HG-SL
08/03/17 11:14 AM	BY76504	HGSL	28.5548	0.1176	0.0664	21.7	0.31	0.11	HG-SL
08/03/17 11:18 AM	CCAL	NOTAG	188.1767	----	4.0662		102		----------
08/03/17 11:20 AM	BLANK	NOTAG	1.3690	----	-0.0322				----------
08/03/17 11:23 AM	BY76604	HGSM	2.8791	0.1290	0.0001	85	BRL	0.03	HG-SM
08/03/17 11:25 AM	BY76605	HGSM	3.4636	0.1159	0.0016	85	BRL	0.03	HG-SM
08/03/17 11:27 AM	BY76608	HGSM	3.6023	0.1333	0.0022	82	BRL	0.03	HG-SM
08/03/17 11:29 AM	BY76609	HGSM	0.5432	0.1176	-0.0059	89	BRL	0.03	HG-SM
08/03/17 11:31 AM	BY76610	HGSM	0.8841	0.1250	-0.0054	91	BRL	0.03	HG-SM
08/03/17 11:34 AM	BY76611	HGSM	2.9209	0.1270	0.0002	79	BRL	0.03	HG-SM
08/03/17 11:36 AM	BY76612	HGSM	10.7907	0.1270	0.0222	96	BRL	0.03	HG-SM
08/03/17 11:38 AM	BY76614	HGSM	128.8548	0.1311	0.3626	88	0.41	0.03	HG-SM
08/03/17 11:40 AM	BY76616	HGSM	1.2214	0.1176	-0.0042	82	BRL	0.03	HG-SM
08/03/17 11:43 AM	BY76620	HGSM	1.2907	0.1270	-0.0043	89	BRL	0.03	HG-SM
08/03/17 11:45 AM	CCAL	NOTAG	170.3439	----	3.6749		91.9		----------
08/03/17 11:47 AM	BLANK	NOTAG	0.5927	----	-0.0492				----------
08/03/17 11:49 AM	BY76622	HGSM	13.0651	0.1231	0.0276	98	BRL	0.03	HG-SM
08/03/17 11:51 AM	BY76625	HGSM	9.2070	0.1333	0.0186	95	BRL	0.03	HG-SM
08/03/17 11:54 AM	BY76626	HGSM	17.3773	0.1231	0.0393	95	0.04	0.03	HG-SM
08/03/17 11:56 AM	BY76604 DUP	HGSM	4.0143	0.1290	0.0033	85	BRL	0.03	D_HG-SM
08/03/17 11:58 AM	BY76604 MS	HGSM	54.1366	0.1270	0.1429	85	90.0		R_HG-SM
08/03/17 12:00 PM	CCAL	NOTAG	169.9805	----	3.6670		91.7		----------
08/03/17 12:02 PM	BLANK	NOTAG	1.7268	----	-0.0243				----------
08/03/17 12:07 PM	BY76917 BLK	HGWM	0.8209	1.2500	-0.0553		BRL	0.2	B_HG-WM
08/03/17 12:09 PM	BY76917 LCS	HGWM	76.6698	1.2500	2.0248		81.0		L_HG-WM
08/03/17 12:19 PM	BY76917 LCS	HGWM	82.8628	1.2500	2.1946		87.8		L_HG-WM
08/03/17 12:23 PM	BY75863	HGDW	0.9605	1.2500	-0.0514		BRL	0.2	HG-DW
08/03/17 12:26 PM	BY76917	HGDW	1.0167	1.2500	-0.0499		BRL	0.2	HG-DW
08/03/17 12:28 PM	BY77405	HGDW	1.4095	1.2500	-0.0391		BRL	0.2	HG-DW
08/03/17 12:30 PM	BY76917 DUP	HGWM	2.3048	1.2500	-0.0146		BRL	0.2	D_HG-W
08/03/17 12:32 PM	BY76917 MS	HGWM	82.2925	1.2500	2.1790		87.2		R_HG-W
08/03/17 12:35 PM	BY76574 BLK	DISHG	3.2048	1.2500	0.0101		BRL	0.2	B_D-HG
08/03/17 12:37 PM	BY76574 LCS	DISHG	80.8833	1.2500	2.1403		85.6		L_D-HG
08/03/17 12:39 PM	BY76382	DISHG	2.7786	1.2500	-0.0016		BRL	0.2	D-HG
08/03/17 12:41 PM	BY76573	DISHG	1.8381	1.2500	-0.0274		BRL	0.2	D-HG
08/03/17 12:43 PM	BY76574	DISHG	1.8881	1.2500	-0.0260		BRL	0.2	D-HG
08/03/17 12:46 PM	BY76575	DISHG	2.1024	1.2500	-0.0201		BRL	0.2	D-HG
08/03/17 12:48 PM	BY76576	DISHG	1.9591	1.2500	-0.0240		BRL	0.2	D-HG
08/03/17 12:50 PM	BY76577	DISHG	3.3098	1.2500	0.0130		BRL	0.2	D-HG
08/03/17 12:52 PM	BY76578	DISHG	2.5929	1.2500	-0.0067		BRL	0.2	D-HG
08/03/17 12:55 PM	BY76574 DUP	DISHG	1.2595	1.2500	-0.0432		BRL	0.3	D_D-HG
08/03/17 12:57 PM	BY76574 MS	DISHG	75.5465	1.2500	1.9940		79.8		R_D-HG
08/03/17 1:01 PM	CCAL	NOTAG	192.0762	----	4.1517		104		----------

Analyst: RS

File: P:\avalon\dailycopy\results\2017\080317hg.txt

Sample Date	Sample	Type	Pk Height	Inst Factor	Raw Result	%Sol	Result	RL	Acode
08/03/17 1:03 PM	BLANK	NOTAG	0.5659	----	-0.0498				----------
08/03/17 1:07 PM	BY76293 BLK	HGWM	0.9409	1.2500	-0.0520		BRL	0.2	B_HG-WM
08/03/17 1:09 PM	BY76293 LCS	HGWM	80.7098	1.2500	2.1356		85.4		L_HG-WM
08/03/17 1:11 PM	BY76293	HGWM	33.0024	1.2500	0.8273		0.827	0.2	HG-WM
08/03/17 1:13 PM	BY76296	HGWM	99.4452	1.2500	2.6494		2.65	0.2	HG-WM
08/03/17 1:15 PM	BY76298	HGWM	1.4674	1.2500	-0.0375		BRL	0.2	HG-WM
08/03/17 1:18 PM	BY76299	HGWM	1.7093	1.2500	-0.0309		BRL	0.2	HG-WM
08/03/17 1:20 PM	BY76573	HGWM	2.0047	1.2500	-0.0228		BRL	0.2	HG-WM
08/03/17 1:22 PM	BY76574	HGWM	2.3093	1.2500	-0.0144		BRL	0.2	HG-WM
08/03/17 1:24 PM	BY76575	HGWM	3.0409	1.2500	0.0056		BRL	0.2	HG-WM
08/03/17 1:27 PM	BY76577	HGWM	4.3619	1.2500	0.0419		BRL	0.2	HG-WM
08/03/17 1:32 PM	CCAL	NOTAG	186.9405	----	4.0391		101		----------
08/03/17 1:34 PM	BLANK	NOTAG	0.9357	----	-0.0417				----------
08/03/17 1:36 PM	BY76578	HGWM	4.1333	1.2500	0.0356		BRL	0.2	HG-WM
08/03/17 1:39 PM	BY76703	HGWM	1.5810	1.2500	-0.0344		BRL	0.2	HG-WM
08/03/17 1:41 PM	BY75712	HGWM	3.8326	1.2500	0.0273		BRL	0.2	HG-WM
08/03/17 1:43 PM	BY75831	HGWM	2.7628	1.2500	-0.0020		BRL	0.2	HG-WM
08/03/17 1:45 PM	BY76429	HGWM	2.4047	1.2500	-0.0118		BRL	0.2	HG-WM
08/03/17 1:48 PM	BY76440	HGWM	2.3409	1.2500	-0.0136		BRL	0.2	HG-WM
08/03/17 1:50 PM	BY77009	HGWM	1.6476	1.2500	-0.0326		BRL	0.2	HG-WM
08/03/17 1:52 PM	BY77010	HGWM	2.0143	1.2500	-0.0225		BRL	0.2	HG-WM
08/03/17 1:54 PM	BY76836	HGWM	1.0786	1.2500	-0.0482		BRL	0.2	HG-WM
08/03/17 1:56 PM	BY76985	HGWM	0.7952	1.2500	-0.0560		BRL	0.2	HG-WM
08/03/17 1:59 PM	CCAL	NOTAG	177.2024	----	3.8254		95.6		----------
08/03/17 2:01 PM	BLANK	NOTAG	0.3476	----	-0.0546				----------
08/03/17 2:03 PM	BY76986	HGWM	1.7143	1.2500	-0.0308		BRL	0.2	HG-WM
08/03/17 2:05 PM	BY77221	HGWM	2.1119	1.2500	-0.0199		BRL	0.2	HG-WM
08/03/17 2:08 PM	BY76293 DUP	HGWM	32.1698	1.2500	0.8044		0.804	0.2	D_HG-W
08/03/17 2:10 PM	BY76293 MS	HGWM	114.1976	1.2500	3.0539		89.1		R_HG-W
08/03/17 2:12 PM	CCAL	NOTAG	166.4512	----	3.5895		89.7		----------
08/03/17 2:14 PM	BLANK	NOTAG	0.5024	----	-0.0512				----------
08/03/17 2:16 PM	CCAL	NOTAG	192.0537	----	4.1512		104		----------
08/03/17 2:20 PM	BY76376 BLK	HGWM	2.5000	1.2500	-0.0092		BRL	0.2	B_HG-WM
08/03/17 2:22 PM	BY76376 LCS	HGWM	92.1902	1.2500	2.4504		98.0		L_HG-WM
08/03/17 2:24 PM	BY76376	SPLP	1.3214	1.2500	-0.0415		BRL	0.5	SPLPHG
08/03/17 2:27 PM	BY76377	SPLP	1.6829	1.2500	-0.0316		BRL	0.5	SPLPHG
08/03/17 2:29 PM	BY76378	SPLP	2.7659	1.2500	-0.0019		BRL	0.5	SPLPHG
08/03/17 2:31 PM	BY76379	SPLP	1.8976	1.2500	-0.0257		BRL	0.5	SPLPHG
08/03/17 2:33 PM	BY76380	SPLP	2.6667	1.2500	-0.0046		BRL	0.5	SPLPHG
08/03/17 2:36 PM	BY76381	SPLP	1.4163	1.2500	-0.0389		BRL	0.5	SPLPHG
08/03/17 2:38 PM	BY76430	SPLP	2.2349	1.2500	-0.0165		BRL	0.5	SPLPHG
08/03/17 2:40 PM	BY76430	TCLP	1.9698	1.2500	-0.0237		BRL	0.2	TCLPHG
08/03/17 2:45 PM	CCAL	NOTAG	199.8357	----	4.3220		108		----------
08/03/17 2:47 PM	BLANK	NOTAG	2.9310	----	0.0021				----------
08/03/17 2:49 PM	BY76434	TCLP	4.1318	1.2500	0.0355		BRL	0.2	TCLPHG
08/03/17 2:51 PM	BY76435	TCLP	2.8364	1.2500	0.0000		BRL	0.2	TCLPHG
08/03/17 2:54 PM	BY76436	TCLP	1.7295	1.2500	-0.0303		BRL	0.2	TCLPHG
08/03/17 2:56 PM	BY73515	TCLP	2.1140	1.2500	-0.0198		BRL	0.2	TCLPHG
08/03/17 2:58 PM	BY76237	TCLP	50.9302	12.5000	13.1892		13.2	2	TCLPHG
08/03/17 3:00 PM	BY76373	SPLP	1.4000	1.2500	-0.0394		BRL	0.5	SPLPHG
08/03/17 3:03 PM	BY76374	SPLP	1.3932	1.2500	-0.0396		BRL	0.5	SPLPHG
08/03/17 3:05 PM	BY76375	SPLP	2.5568	1.2500	-0.0077		BRL	0.5	SPLPHG
08/03/17 3:07 PM	BY76984	SPLP	3.1744	1.2500	0.0093		BRL	0.5	SPLPHG

HG Data Transfer Log

Analyst: RS

File: P:\avalon\dailycopy\results\2017\080317hg.txt

Sample Date	Sample	Type	Pk Height	Inst Factor	Raw Result	%Sol	Result	RL	Acode
08/03/17 3:09 PM	BY76604	TCLP	2.7651	1.2500	-0.0019		BRL	0.2	TCLPHG
08/03/17 3:11 PM	CCAL	NOTAG	204.5167	----	4.4247		111		----------
08/03/17 3:14 PM	BLANK	NOTAG	1.2857	----	-0.0340				----------
08/03/17 3:16 PM	BY76382	HGWM	8.2095	1.2500	0.1474		BRL	0.2	HG-WM
08/03/17 3:18 PM	BY76576	HGWM	4.0070	1.2500	0.0321		BRL	0.2	HG-WM
08/03/17 3:20 PM	BY76376 DUP	HGWM	3.1119	1.2500	0.0076		BRL	0.2	D_HG-W
08/03/17 3:22 PM	BY76376 MS	HGWM	93.9140	1.2500	2.4977		99.9		R_HG-W
08/03/17 3:26 PM	BY76600 BLK	HGSM	15.2977	0.1250	0.0342		0.03	0.03	B_HG-SM
08/03/17 3:28 PM	BY76600 LCS	HGSM	54.1930	0.1333	0.1502		90.1		L_HG-SM
08/03/17 3:31 PM	BY76600 LCSD	HGSM	53.8954	0.1311	0.1469		89.6		L4HG-SM
08/03/17 3:33 PM	BY76600 DUP	HGSM	144.8317	0.1270	0.3956	86	0.46	0.03	D_HG-SM
08/03/17 3:35 PM	BY76601	HGSM	1.4929	0.1212	-0.0036	73	BRL	0.03	HG-SM
08/03/17 3:37 PM	BY76602	HGSM	89.2442	0.1194	0.2264	87	0.26	0.03	HG-SM
08/03/17 3:40 PM	BY76603	HGSM	3.0023	0.1159	0.0004	87	BRL	0.03	HG-SM
08/03/17 3:42 PM	BY76686	HGSL	25.0326	0.0335	0.0163	6.93	0.24	0.10	HG-SL
08/03/17 3:44 PM	BY76687	HGSL	45.5907	0.1333	0.1251	26.1	0.48	0.10	HG-SL
08/03/17 3:46 PM	BY76719	HGSM	9.2262	0.1333	0.0187	93	BRL	0.03	HG-SM
08/03/17 3:48 PM	CCAL	NOTAG	185.6381	----	4.0105		100		----------
08/03/17 3:51 PM	BLANK	NOTAG	0.8333	----	-0.0439				----------
08/03/17 3:53 PM	BY76835	HGSL	51.2390	0.0080	0.0085	2.26	0.37	0.07	HG-SL
08/03/17 3:55 PM	BY76862	HGSL	22.8791	0.0390	0.0172	4.76	0.36	0.16	HG-SL
08/03/17 3:57 PM	BY76889	HGSM	32.1837	0.1231	0.0792	93	0.09	0.03	HG-SM
08/03/17 3:59 PM	BY76932	HGSM	1.7651	0.1159	-0.0027	97	BRL	0.02	HG-SM
08/03/17 4:02 PM	BY76938	HGSM	3.8605	0.1194	0.0027	96	BRL	0.03	HG-SM
08/03/17 4:04 PM	BY76946	HGSM	310.0302	0.1159	0.7814	83	0.94	0.03	HG-SM
08/03/17 4:06 PM	BY77294	HGSM	3.7512	0.1290	0.0026	82	BRL	0.03	HG-SM
08/03/17 4:08 PM	BY76600	HGSM	79.2072	0.1290	0.2162	86	0.25	0.03	HG-SM
08/03/17 4:11 PM	BY76600 MS	HGSM	118.3395	0.1311	0.3323	86	70.8		R_HG-SM
08/03/17 4:23 PM	CCAL	NOTAG	177.8372	----	3.8393		96.0		----------
08/03/17 4:26 PM	BLANK	NOTAG	1.7214	----	-0.0244				----------

Analyst: RS

File: P:\avalon\dailycopy\results\2017\080417hg.txt

Calibration: (Linear Calculated Intercept) **Correlation Coefficient:** 0.999684 **Slope:** 47.38666 **Intercept:** 2.88385

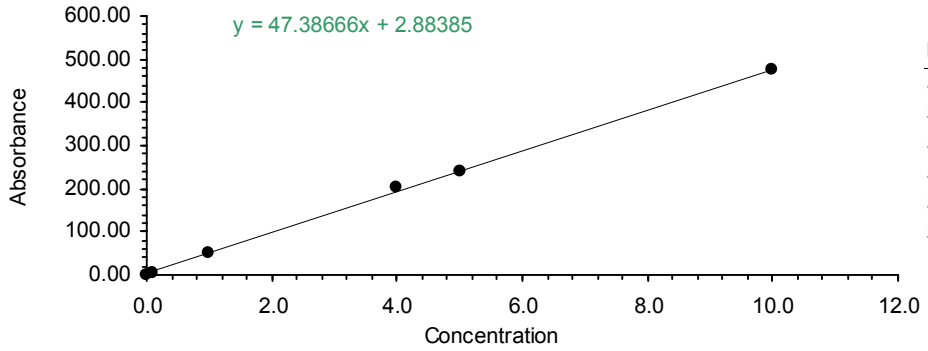

Id	Signal	Conc	Calc Conc
STD1	0.4628	0.0	-0.0511
STD2	5.5070	0.1	0.0554
STD3	49.1190	1.0	0.9757
STD4	201.4415	4.0	4.1902
STD5	240.1075	5.0	5.0061
STD6	473.1372	10.0	9.9237

Sample Date	Sample	Type	Pk Height	Inst Factor	Raw Result	%Sol	Result	RL	Acode
08/04/17 7:36 AM	STD1	CAL	0.4628	----	0.0000				----------
08/04/17 7:38 AM	STD2	CAL	5.5070	----	0.1000				----------
08/04/17 7:40 AM	STD3	CAL	49.1190	----	1.0000				----------
08/04/17 7:42 AM	STD4	CAL	201.4415	----	4.0000				----------
08/04/17 7:44 AM	STD5	CAL	240.1075	----	5.0000				----------
08/04/17 7:47 AM	STD6	CAL	473.1372	----	10.0000				----------
08/04/17 7:51 AM	CCAL	NOTAG	198.3381	----	4.1247		103		----------
08/04/17 7:54 AM	BLANK	NOTAG	1.0881	----	-0.0379				----------
08/04/17 7:57 AM	CRA1	NOTAG	10.3073	----	0.1567				----------
08/04/17 8:18 AM	BY77837 BLK	HGSM	2.0878	0.1231	-0.0021		BRL	0.03	B_HG-SM
08/04/17 8:20 AM	BY77837 LCS	HGSM	67.1667	0.1212	0.1644		109		L_HG-SM
08/04/17 8:22 AM	BY77837 LCSD	HGSM	63.4952	0.1194	0.1527		102		L4HG-SM
08/04/17 8:25 AM	BY76606	HGSM	1.4095	0.1270	-0.0040	87	BRL	0.03	HG-SM
08/04/17 8:27 AM	BY76607	HGSM	2.3452	0.1270	-0.0014	91	BRL	0.03	HG-SM
08/04/17 8:29 AM	BY76618	HGSM	8.7500	0.1231	0.0152	86	BRL	0.03	HG-SM
08/04/17 8:31 AM	BY77766	HGSM	6.5950	0.1311	0.0103	87	BRL	0.03	HG-SM
08/04/17 8:33 AM	BY77835	HGSM	4.8561	0.1194	0.0050	87	BRL	0.03	HG-SM
08/04/17 8:36 AM	BY77836	HGSM	3.2571	0.1290	0.0010	89	BRL	0.03	HG-SM
08/04/17 8:38 AM	BY77837	HGSM	6.6262	0.1250	0.0099	90	BRL	0.03	HG-SM
08/04/17 8:40 AM	CCAL	NOTAG	193.5902	----	4.0245		101		----------
08/04/17 8:42 AM	BLANK	NOTAG	1.2024	----	-0.0355				----------
08/04/17 8:45 AM	BY77838	HGSM	2.4095	0.1231	-0.0012	90	BRL	0.03	HG-SM
08/04/17 8:47 AM	BY77839	HGSM	2.4857	0.1290	-0.0011	89	BRL	0.03	HG-SM
08/04/17 8:49 AM	BY77840	HGSM	2.3721	0.1231	-0.0013	88	BRL	0.03	HG-SM
08/04/17 8:51 AM	BY77841	HGSM	2.2325	0.1270	-0.0017	89	BRL	0.03	HG-SM
08/04/17 8:53 AM	BY77842	HGSM	3.1500	0.1333	0.0007	89	BRL	0.03	HG-SM
08/04/17 8:56 AM	BY77843	HGSM	2.5905	0.1176	-0.0007	88	BRL	0.03	HG-SM
08/04/17 8:58 AM	BY77871	HGSM	6.3907	0.1250	0.0093	95	BRL	0.03	HG-SM
08/04/17 9:00 AM	BY77872	HGSM	22.0558	0.1311	0.0531	94	0.06	0.03	HG-SM
08/04/17 9:02 AM	BY77873	HGSM	15.0163	0.1311	0.0336	88	0.04	0.03	HG-SM
08/04/17 9:04 AM	BY77874	HGSM	21.1209	0.1311	0.0505	96	0.05	0.03	HG-SM
08/04/17 9:07 AM	CCAL	NOTAG	184.1238	----	3.8247		95.6		----------
08/04/17 9:09 AM	BLANK	NOTAG	1.1143	----	-0.0373				----------
08/04/17 9:11 AM	BY77875	HGSM	16.6523	0.1231	0.0358	97	0.04	0.03	HG-SM
08/04/17 9:13 AM	BY77876	HGSM	9.8071	0.1081	0.0158	96	BRL	0.02	HG-SM
08/04/17 9:16 AM	BY78128	HGSM	14.2500	0.1270	0.0305	77	0.04	0.03	HG-SM
08/04/17 9:18 AM	BY77837 DUP	HGSM	3.3262	0.1231	0.0011	90	BRL	0.03	D_HG-SM
08/04/17 9:20 AM	BY77837 MS	HGSM	60.8976	0.1333	0.1632	90	92.0		R_HG-SM
08/04/17 9:22 AM	CCAL	NOTAG	183.7595	----	3.8170		95.4		----------
08/04/17 9:24 AM	BLANK	NOTAG	1.1262	----	-0.0371				----------

Analyst: RS

File: P:\avalon\dailycopy\results\2017\080417hg.txt

Sample Date	Sample	Type	Pk Height	Inst Factor	Raw Result	%Sol	Result	RL	Acode
08/04/17 9:28 AM	BY77877 BLK	HGSM	1.1857	0.1212	-0.0043		BRL	0.02	B_HG-SM
08/04/17 9:30 AM	BY77877 LCS	HGSM	55.9643	0.1231	0.1379		89.6		L_HG-SM
08/04/17 9:32 AM	BY77877 LCSD	HGSM	58.6667	0.1250	0.1471		94.1		L4HG-SM
08/04/17 9:35 AM	BY77302	HGSL	23.3951	0.0079	0.0034	1.37	0.25	0.12	HG-SL
08/04/17 9:37 AM	BY77877	HGSM	2.3146	0.1270	-0.0015	96	BRL	0.03	HG-SM
08/04/17 9:39 AM	BY77878	HGSM	40.7146	0.1231	0.0983	90	0.11	0.03	HG-SM
08/04/17 9:41 AM	BY77879	HGSM	36.5756	0.1212	0.0862	93	0.09	0.03	HG-SM
08/04/17 9:44 AM	BY77880	HGSM	1.7000	0.1290	-0.0032	94	BRL	0.03	HG-SM
08/04/17 9:46 AM	BY77883	HGSM	2.2415	0.1250	-0.0017	96	BRL	0.03	HG-SM
08/04/17 9:48 AM	BY77884	HGSM	1.7357	0.1333	-0.0032	96	BRL	0.03	HG-SM
08/04/17 9:50 AM	CCAL	NOTAG	181.9780	----	3.7794		94.5		----------
08/04/17 9:52 AM	BLANK	NOTAG	1.3073	----	-0.0333				----------
08/04/17 9:55 AM	BY77885	HGSM	2.5238	0.1212	-0.0009	97	BRL	0.03	HG-SM
08/04/17 9:57 AM	BY77886	HGSM	2.7233	0.1231	-0.0004	97	BRL	0.03	HG-SM
08/04/17 9:59 AM	BY77887	HGSM	1.6977	0.1231	-0.0031	96	BRL	0.03	HG-SM
08/04/17 10:01 AM	BY77888	HGSM	1.8395	0.1159	-0.0026	96	BRL	0.02	HG-SM
08/04/17 10:03 AM	BY77889	HGSM	1.9721	0.1311	-0.0025	95	BRL	0.03	HG-SM
08/04/17 10:06 AM	BY77890	HGSM	1.1814	0.1176	-0.0042	97	BRL	0.02	HG-SM
08/04/17 10:08 AM	BY77891	HGSM	2.9977	0.1231	0.0003	96	BRL	0.03	HG-SM
08/04/17 10:10 AM	BY78176	HGSM	5.4714	0.1231	0.0067	95	BRL	0.03	HG-SM
08/04/17 10:12 AM	BY78177	HGSM	6.1698	0.1250	0.0087	96	BRL	0.03	HG-SM
08/04/17 10:14 AM	BY78178	HGSM	5.9659	0.1290	0.0084	94	BRL	0.03	HG-SM
08/04/17 10:17 AM	CCAL	NOTAG	188.0714	----	3.9080		97.7		----------
08/04/17 10:19 AM	BLANK	NOTAG	0.7310	----	-0.0454				----------
08/04/17 10:21 AM	BY78179	HGSM	5.7773	0.1311	0.0080	95	BRL	0.03	HG-SM
08/04/17 10:23 AM	BY78181	HGSM	6.3932	0.1290	0.0096	90	BRL	0.03	HG-SM
08/04/17 10:26 AM	BY78182	HGSM	7.7295	0.1194	0.0122	91	BRL	0.03	HG-SM
08/04/17 10:28 AM	BY78183	HGSM	6.9930	0.1311	0.0114	90	BRL	0.03	HG-SM
08/04/17 10:30 AM	BY77877 DUP	HGSM	2.6500	0.1333	-0.0007	96	BRL	0.03	D_HG-SM
08/04/17 10:32 AM	BY77877 MS	HGSM	60.0930	0.1250	0.1509	96	96.6		R_HG-SM
08/04/17 10:34 AM	CCAL	NOTAG	187.9786	----	3.9061		97.7		----------
08/04/17 10:37 AM	BLANK	NOTAG	0.8952	----	-0.0420				----------
08/04/17 10:40 AM	BY77756 BLK	DISHG	1.2881	1.2500	-0.0421		BRL	0.2	B_D-HG
08/04/17 10:42 AM	BY77756 LCS	DISHG	91.8476	1.2500	2.3468		93.9		L_D-HG
08/04/17 10:44 AM	BY77752	DISHG	1.0095	1.2500	-0.0494		BRL	0.2	D-HG
08/04/17 10:47 AM	BY77753	DISHG	1.2024	1.2500	-0.0444		BRL	0.2	D-HG
08/04/17 10:49 AM	BY77756	DISHG	1.1190	1.2500	-0.0466		BRL	0.2	D-HG
08/04/17 10:51 AM	BY77758	DISHG	1.1750	1.2500	-0.0451		BRL	0.2	D-HG
08/04/17 10:53 AM	BY77760	DISHG	0.5146	1.2500	-0.0625		BRL	0.2	D-HG
08/04/17 10:56 AM	BY78185	DISHG	1.3628	1.2500	-0.0401		BRL	0.2	D-HG
08/04/17 10:58 AM	BY78186	DISHG	1.2381	1.2500	-0.0434		BRL	0.2	D-HG
08/04/17 11:00 AM	BY78187	DISHG	2.2738	1.2500	-0.0161		BRL	0.2	D-HG
08/04/17 11:02 AM	CCAL	NOTAG	199.8829	----	4.1573		104		----------
08/04/17 11:04 AM	BLANK	NOTAG	0.7902	----	-0.0442				----------
08/04/17 11:07 AM	BY78188	DISHG	1.3857	1.2500	-0.0395		BRL	0.2	D-HG
08/04/17 11:09 AM	BY77756 DUP	DISHG	1.5095	1.2500	-0.0363		BRL	0.3	D_D-HG
08/04/17 11:11 AM	BY77756 MS	DISHG	95.4585	1.2500	2.4420		97.7		R_D-HG
08/04/17 11:15 AM	BY77756 BLK	HGWM	1.8773	1.2500	-0.0266		BRL	0.2	B_HG-WM
08/04/17 11:17 AM	BY77756 LCS	HGWM	91.6884	1.2500	2.3426		93.7		L_HG-WM
08/04/17 11:20 AM	BY77259	HGWM	2.0048	1.2500	-0.0232		BRL	0.2	HG-WM
08/04/17 11:22 AM	BY77752	HGWM	2.6091	1.2500	-0.0072		BRL	0.2	HG-WM
08/04/17 11:24 AM	BY77753	HGWM	1.8419	1.2500	-0.0275		BRL	0.2	HG-WM
08/04/17 11:26 AM	BY77756	HGWM	2.4100	1.2500	-0.0125		BRL	0.2	HG-WM

HG Data Transfer Log

Analyst: RS

File: P:\avalon\dailycopy\results\2017\080417hg.txt

Sample Date	Sample	Type	Pk Height	Inst Factor	Raw Result	%Sol	Result	RL	Acode
08/04/17 11:28 AM	BY77758	HGWM	2.4000	1.2500	-0.0128		BRL	0.2	HG-WM
08/04/17 11:31 AM	BY77760	HGWM	1.6405	1.2500	-0.0328		BRL	0.2	HG-WM
08/04/17 11:33 AM	BY78185	HGWM	0.4738	1.2500	-0.0636		BRL	0.2	HG-WM
08/04/17 11:35 AM	BY78186	HGWM	1.0643	1.2500	-0.0480		BRL	0.2	HG-WM
08/04/17 11:37 AM	CCAL	NOTAG	183.3293	----	3.8079		95.2		----------
08/04/17 11:40 AM	BLANK	NOTAG	1.2976	----	-0.0335				----------
08/04/17 11:42 AM	BY78187	HGWM	0.8738	1.2500	-0.0530		BRL	0.2	HG-WM
08/04/17 11:44 AM	BY78188	HGWM	1.7286	1.2500	-0.0305		BRL	0.2	HG-WM
08/04/17 11:46 AM	CCAL	NOTAG	185.3659	----	3.8509		96.3		----------
08/04/17 11:48 AM	BLANK	NOTAG	1.8390	----	-0.0220				----------
08/04/17 11:51 AM	BY77260	HGWM	0.7744	1.2500	-0.0556		BRL	0.2	HG-WM
08/04/17 11:53 AM	BY77262	HGWM	0.9683	1.2500	-0.0505		BRL	0.2	HG-WM
08/04/17 11:55 AM	BY77263	HGWM	1.1634	1.2500	-0.0454		BRL	0.2	HG-WM
08/04/17 11:57 AM	BY77284	HGWM	0.9548	1.2500	-0.0509		BRL	0.2	HG-WM
08/04/17 12:00 PM	BY77300	HGWM	4.2954	1.2500	0.0372		BRL	0.2	HG-WM
08/04/17 12:02 PM	BY77530	HGWM	2.5930	1.2500	-0.0077		BRL	0.2	HG-WM
08/04/17 12:04 PM	BY77532	HGWM	2.2605	1.2500	-0.0164		BRL	0.2	HG-WM
08/04/17 12:06 PM	BY77533	HGWM	1.6225	1.2500	-0.0333		BRL	0.2	HG-WM
08/04/17 12:08 PM	BY77534	HGWM	1.9310	1.2500	-0.0251		BRL	0.2	HG-WM
08/04/17 12:11 PM	BY77535	HGWM	1.4405	1.2500	-0.0381		BRL	0.2	HG-WM
08/04/17 12:13 PM	BY77756 DUP	HGWM	1.2476	1.2500	-0.0432		BRL	0.2	D_HG-W
08/04/17 12:15 PM	BY77756 MS	HGWM	90.0762	1.2500	2.3000		92.0		R_HG-W
08/04/17 12:17 PM	CCAL	NOTAG	178.2595	----	3.7010		92.5		----------
08/04/17 12:19 PM	BLANK	NOTAG	0.6214	----	-0.0477				----------
08/04/17 1:32 PM	BY77536 BLK	HGWM	1.3075	1.2500	-0.0416		BRL	0.2	B_HG-WM
08/04/17 1:35 PM	BY77536 LCS	HGWM	109.4233	1.2500	2.8104		112		L_HG-WM
08/04/17 1:37 PM	BY76600	TCLP	1.7605	1.2500	-0.0296		BRL	0.2	TCLPHG
08/04/17 1:39 PM	BY76601	TCLP	1.5881	1.2500	-0.0342		BRL	0.2	TCLPHG
08/04/17 1:41 PM	BY76602	TCLP	3.1558	1.2500	0.0072		BRL	0.2	TCLPHG
08/04/17 1:43 PM	BY76603	TCLP	1.5279	1.2500	-0.0358		BRL	0.2	TCLPHG
08/04/17 1:46 PM	BY77044	TCLP	0.8575	1.2500	-0.0535		BRL	0.2	TCLPHG
08/04/17 1:48 PM	BY77220	TCLP	1.0463	1.2500	-0.0485		BRL	0.2	TCLPHG
08/04/17 1:50 PM	BY77320	TCLP	1.6619	1.2500	-0.0322		BRL	0.2	TCLPHG
08/04/17 1:52 PM	BY77766	SPLP	1.6357	1.2500	-0.0329		BRL	0.5	SPLPHG
08/04/17 1:55 PM	CCAL	NOTAG	201.9122	----	4.2001		105		----------
08/04/17 1:57 PM	BLANK	NOTAG	0.4341	----	-0.0517				----------
08/04/17 1:59 PM	BY77766	TCLP	1.1214	1.2500	-0.0465		BRL	0.2	TCLPHG
08/04/17 2:01 PM	BY78128	SPLP	4.0786	1.2500	0.0315		BRL	0.5	SPLPHG
08/04/17 2:03 PM	CCAL	NOTAG	190.8415	----	3.9665		99.2		----------
08/04/17 2:07 PM	BLANK	NOTAG	1.4837	----	-0.0295				----------
08/04/17 2:09 PM	BY76608	TCLP	2.3023	1.2500	-0.0153		BRL	0.2	TCLPHG
08/04/17 2:12 PM	BY76612	TCLP	1.2302	1.2500	-0.0436		BRL	0.2	TCLPHG
08/04/17 2:14 PM	BY76614	TCLP	3.8310	1.2500	0.0250		BRL	0.2	TCLPHG
08/04/17 2:16 PM	BY76618	TCLP	1.5293	1.2500	-0.0357		BRL	0.2	TCLPHG
08/04/17 2:18 PM	BY77521	TCLP	0.9190	1.2500	-0.0518		BRL	0.2	TCLPHG
08/04/17 2:20 PM	BY77611	TCLP	0.9238	25.0000	-1.0341		BRL	4	TCLPHG
08/04/17 2:23 PM	BY77848	TCLP	1.3762	1.2500	-0.0398		BRL	0.2	TCLPHG
08/04/17 2:25 PM	BY77962	TCLP	2.7619	1.2500	-0.0032		BRL	0.2	TCLPHG
08/04/17 2:27 PM	BY77536	HGWM	1.2535	1.2500	-0.0430		BRL	0.2	HG-WM
08/04/17 2:29 PM	BY77537	HGWM	2.1220	1.2500	-0.0201		BRL	0.2	HG-WM
08/04/17 2:32 PM	BY77536 DUP	HGWM	1.1463	1.2500	-0.0458		BRL	0.2	D_HG-W
08/04/17 2:34 PM	BY77536 MS	HGWM	97.5439	1.2500	2.4970		99.9		R_HG-W
08/04/17 2:36 PM	CCAL	NOTAG	182.0878	----	3.7817		94.5		----------

HG Data Transfer Log

Analyst: RS

File: P:\avalon\dailycopy\results\2017\080417hg.txt

Sample Date	Sample	Type	Pk Height	Inst Factor	Raw Result	%Sol	Result	RL	Acode
08/04/17 2:38 PM	BLANK	NOTAG	1.1452	----	-0.0367				----------

Analyst: RS

File: P:\avalon\dailycopy\results\2017\080817hg.txt

Calibration: (Linear Calculated Intercept) **Correlation Coefficient:** 0.999992 **Slope:** 42.78096 **Intercept:** 1.92862

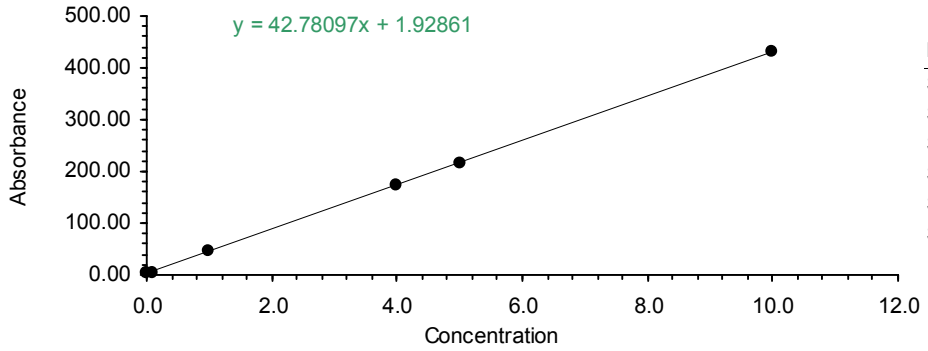

Id	Signal	Conc	Calc Conc
STD1	2.0581	0.0	0.0030
STD2	5.4907	0.1	0.0833
STD3	44.4095	1.0	0.9930
STD4	174.0244	4.0	4.0227
STD5	216.3659	5.0	5.0124
STD6	429.1205	10.0	9.9856

Sample Date	Sample	Type	Pk Height	Inst Factor	Raw Result	%Sol	Result	RL	Acode
08/08/17 7:46 AM	STD1	CAL	2.0581	----	0.0000				----------
08/08/17 7:49 AM	STD2	CAL	5.4907	----	0.1000				----------
08/08/17 7:51 AM	STD3	CAL	44.4095	----	1.0000				----------
08/08/17 7:53 AM	STD4	CAL	174.0244	----	4.0000				----------
08/08/17 7:55 AM	STD5	CAL	216.3659	----	5.0000				----------
08/08/17 7:57 AM	STD6	CAL	429.1205	----	10.0000				----------
08/08/17 8:05 AM	CCAL	NOTAG	184.3658	----	4.2644		107		----------
08/08/17 8:08 AM	CCAL	NOTAG	178.2619	----	4.1218		103		----------
08/08/17 8:11 AM	BLANK	NOTAG	1.3976	----	-0.0124				----------
08/08/17 8:13 AM	CRA1	NOTAG	9.9225	----	0.1869				----------
08/08/17 8:16 AM	BY78918 BLK	HGSM	1.6465	0.1159	-0.0008		BRL	0.02	B_HG-SM
08/08/17 8:18 AM	BY78918 LCS	HGSM	50.6024	0.1311	0.1492		91.0		L_HG-SM
08/08/17 8:21 AM	BY78918 LCSD	HGSM	51.2524	0.1176	0.1356		92.2		L4HG-SM
08/08/17 8:23 AM	BY78852	HGSM	13.0476	0.1290	0.0335	93	0.04	0.03	HG-SM
08/08/17 8:25 AM	BY78917	HGSM	5.7143	0.1250	0.0111	87	BRL	0.03	HG-SM
08/08/17 8:27 AM	BY78918	HGSM	5.0046	0.1176	0.0085	89	BRL	0.03	HG-SM
08/08/17 8:29 AM	BY78919	HGSM	4.6932	0.1290	0.0083	88	BRL	0.03	HG-SM
08/08/17 8:32 AM	BY78920	HGSM	5.0683	0.1212	0.0089	90	BRL	0.03	HG-SM
08/08/17 8:34 AM	BY78921	HGSM	7.8585	0.1333	0.0185	88	BRL	0.03	HG-SM
08/08/17 8:36 AM	BY78922	HGSM	8.2310	0.1212	0.0179	90	BRL	0.03	HG-SM
08/08/17 8:38 AM	CCAL	NOTAG	172.6195	----	3.9899		99.7		----------
08/08/17 8:40 AM	BLANK	NOTAG	0.9707	----	-0.0224				----------
08/08/17 8:43 AM	BY78974	HGSM	21.1024	0.1290	0.0578	93	0.06	0.03	HG-SM
08/08/17 8:45 AM	BY79018	HGSM	271.2000	0.1212	0.7629	85	0.90	0.03	HG-SM
08/08/17 8:47 AM	BY79019	HGSM	46.7214	0.1333	0.1396	85	0.16	0.03	HG-SM
08/08/17 8:49 AM	BY79020	HGSM	39.2450	0.1270	0.1108	89	0.12	0.03	HG-SM
08/08/17 8:52 AM	BY79031	HGSM	52.4500	0.1176	0.1389	92	0.15	0.03	HG-SM
08/08/17 8:54 AM	BY79033	HGSM	53.3571	0.1270	0.1527	94	0.16	0.03	HG-SM
08/08/17 8:56 AM	BY79040	HGSM	1300.9143	0.1311	3.9821	88	4.53	0.03	HG-SM
08/08/17 8:58 AM	BY79168	HGSM	4.5163	0.1212	0.0073	92	BRL	0.03	HG-SM
08/08/17 9:00 AM	BY79220	HGSM	4.0302	0.1333	0.0066	89	BRL	0.03	HG-SM
08/08/17 9:03 AM	BY79221	HGSM	4.4238	0.1176	0.0069	88	BRL	0.03	HG-SM
08/08/17 9:05 AM	CCAL	NOTAG	180.5667	----	4.1756		104		----------
08/08/17 9:07 AM	BLANK	NOTAG	1.3095	----	-0.0145				----------
08/08/17 9:09 AM	BY79345	HGSM	1.5114	0.1290	-0.0013	91	BRL	0.03	HG-SM
08/08/17 9:11 AM	BY79346	HGSM	2.9452	0.1159	0.0028	81	BRL	0.03	HG-SM
08/08/17 9:14 AM	BY79404	HGSM	18.3809	0.1159	0.0446	90	0.05	0.03	HG-SM
08/08/17 9:16 AM	BY78918 DUP	HGSM	4.4762	0.1333	0.0079	89	BRL	0.03	D_HG-SM
08/08/17 9:18 AM	BY78918 MS	HGSM	59.7381	0.1333	0.1802	89	103		R_HG-SM
08/08/17 9:20 AM	BY79040	HGSM	223.9667	1.3115	6.8067	88	7.73	0.30	HG-SM

Analyst: RS

File: P:\avalon\dailycopy\results\2017\080817hg.txt

Sample Date	Sample	Type	Pk Height	Inst Factor	Raw Result	%Sol	Result	RL	Acode
08/08/17 9:23 AM	CCAL	NOTAG	172.8571	----	3.9954		99.9		----------
08/08/17 9:25 AM	BLANK	NOTAG	0.4762	----	-0.0340				----------
08/08/17 9:28 AM	BY79191 BLK	HGSM	3.9333	0.1250	0.0059		BRL	0.03	B_HG-SM
08/08/17 9:30 AM	BY79191 LCS	HGSM	54.4690	0.1194	0.1466		98.2		L_HG-SM
08/08/17 9:32 AM	BY79191 LCSD	HGSM	55.6463	0.1194	0.1499		100		L4HG-SM
08/08/17 9:35 AM	BY79169	HGSM	4.4488	0.1212	0.0071	90	BRL	0.03	HG-SM
08/08/17 9:37 AM	BY79170	HGSM	11.6293	0.1176	0.0267	93	BRL	0.03	HG-SM
08/08/17 9:39 AM	BY79171	HGSM	1.8561	0.1194	-0.0002	90	BRL	0.03	HG-SM
08/08/17 9:41 AM	BY79172	HGSM	1.0659	0.1159	-0.0023	88	BRL	0.03	HG-SM
08/08/17 9:43 AM	BY79191	HGSM	32.1390	0.1212	0.0856	89	0.10	0.03	HG-SM
08/08/17 9:46 AM	BY79225	HGSM	1.2452	0.1250	-0.0020	98	BRL	0.03	HG-SM
08/08/17 9:48 AM	BY79233	HGSM	3.0786	0.1250	0.0034	93	BRL	0.03	HG-SM
08/08/17 9:50 AM	CCAL	NOTAG	170.8073	----	3.9475		98.7		----------
08/08/17 9:52 AM	BLANK	NOTAG	0.9024	----	-0.0240				----------
08/08/17 9:55 AM	BY79239	HGSM	4.4023	0.1231	0.0071	97	BRL	0.03	HG-SM
08/08/17 9:57 AM	BY79269	HGSM	22.9975	0.1127	0.0555	88	0.06	0.03	HG-SM
08/08/17 9:59 AM	BY79271	HGSM	29.3050	0.1333	0.0853	91	0.09	0.03	HG-SM
08/08/17 10:01 AM	BY79272	HGSM	27.0954	0.1270	0.0747	91	0.08	0.03	HG-SM
08/08/17 10:03 AM	BY79278	HGSM	4.4047	0.1311	0.0076	95	BRL	0.03	HG-SM
08/08/17 10:06 AM	BY79285	HGSM	293.5209	0.1194	0.8138	87	0.94	0.03	HG-SM
08/08/17 10:08 AM	BY79286	HGSM	1.1190	0.1143	-0.0022	90	BRL	0.03	HG-SM
08/08/17 10:10 AM	BY79287	HGSM	2.5571	0.1194	0.0018	93	BRL	0.03	HG-SM
08/08/17 10:12 AM	BY79288	HGSM	21.5432	0.1231	0.0564	91	0.06	0.03	HG-SM
08/08/17 10:14 AM	BY79289	HGSM	3.0955	0.1212	0.0033	86	BRL	0.03	HG-SM
08/08/17 10:17 AM	CCAL	NOTAG	172.8810	----	3.9960		99.9		----------
08/08/17 10:19 AM	BLANK	NOTAG	1.0381	----	-0.0208				----------
08/08/17 10:21 AM	BY79408	HGSM	1.1932	0.1333	-0.0023	100	BRL	0.03	HG-SM
08/08/17 10:23 AM	BY79409	HGSM	1.2955	0.1127	-0.0017	100	BRL	0.02	HG-SM
08/08/17 10:25 AM	BY79425	HGSM	1.1651	0.1311	-0.0023	94	BRL	0.03	HG-SM
08/08/17 10:28 AM	BY79191 DUP	HGSM	38.6524	0.1194	0.1025	89	0.12	0.03	D_HG-SM
08/08/17 10:30 AM	BY79191 MS	HGSM	88.1395	0.1250	0.2519	89	106		R_HG-SM
08/08/17 10:32 AM	CCAL	NOTAG	170.8905	----	3.9495		98.7		----------
08/08/17 10:34 AM	BLANK	NOTAG	1.2976	----	-0.0147				----------
08/08/17 10:38 AM	BY79426 BLK	HGSM	2.2628	0.1311	0.0010		BRL	0.03	B_HG-SM
08/08/17 10:40 AM	BY79426 LCS	HGSM	54.4116	0.1212	0.1487		98.2		L_HG-SM
08/08/17 10:42 AM	BY79426 LCSD	HGSM	53.3884	0.1333	0.1604		96.2		L4HG-SM
08/08/17 10:45 AM	BY79426	HGSM	31.4047	0.1231	0.0848	91	0.09	0.03	HG-SM
08/08/17 10:47 AM	BY79427	HGSM	191.0651	0.1194	0.5279	66	0.80	0.04	HG-SM
08/08/17 10:49 AM	BY79428	HGSM	64.2512	0.1250	0.1821	76	0.24	0.03	HG-SM
08/08/17 10:51 AM	BY79429	HGSM	94.8070	0.1311	0.2847	85	0.33	0.03	HG-SM
08/08/17 10:53 AM	BY79430	HGSM	151.4023	0.1194	0.4172	69	0.60	0.04	HG-SM
08/08/17 10:56 AM	BY79431	HGSM	8.8093	0.1290	0.0208	91	BRL	0.03	HG-SM
08/08/17 10:58 AM	BY79432	HGSM	72.1349	0.1212	0.1989	81	0.25	0.03	HG-SM
08/08/17 11:00 AM	CCAL	NOTAG	173.8357	----	4.0183		100		----------
08/08/17 11:02 AM	BLANK	NOTAG	0.5905	----	-0.0313				----------
08/08/17 11:04 AM	BY79434	HGSM	10.7302	0.1176	0.0242	81	BRL	0.03	HG-SM
08/08/17 11:07 AM	BY79534	HGSM	43.9439	0.1250	0.1228	100	0.12	0.03	HG-SM
08/08/17 11:09 AM	BY79535	HGSM	28.2707	0.1270	0.0782	97	0.08	0.03	HG-SM
08/08/17 11:11 AM	BY79536	HGSM	64.7310	0.1231	0.1807	98	0.18	0.03	HG-SM
08/08/17 11:13 AM	BY79537	HGSM	9.6881	0.1290	0.0234	98	BRL	0.03	HG-SM
08/08/17 11:16 AM	BY79538	HGSM	10.6214	0.1231	0.0250	92	BRL	0.03	HG-SM
08/08/17 11:18 AM	BY79539	HGSM	8.5214	0.1270	0.0196	95	BRL	0.03	HG-SM
08/08/17 11:20 AM	BY79540	HGSM	78.5262	0.1311	0.2348	100	0.23	0.03	HG-SM

Analyst: RS

File: P:\avalon\dailycopy\results\2017\080817hg.txt

Sample Date	Sample	Type	Pk Height	Inst Factor	Raw Result	%Sol	Result	RL	Acode
08/08/17 11:22 AM	BY79676	HGSM	77.7070	0.1290	0.2286		0.23	0.03	HG-SM
08/08/17 11:24 AM	BY79677	HGSM	102.0415	0.1159	0.2713	81	0.33	0.03	HG-SM
08/08/17 11:27 AM	CCAL	NOTAG	166.7341	----	3.8523		96.3		----------
08/08/17 11:29 AM	BLANK	NOTAG	1.4805	----	-0.0105				----------
08/08/17 11:31 AM	BY79678	HGSM	92.7488	0.1250	0.2654	83	0.32	0.03	HG-SM
08/08/17 11:33 AM	BY79698	HGSM	1.9976	0.1231	0.0002	94	BRL	0.03	HG-SM
08/08/17 11:36 AM	BY79699	HGSM	7.7674	0.1333	0.0182	88	BRL	0.03	HG-SM
08/08/17 11:41 AM	CCAL	NOTAG	178.0881	----	4.1177		103		----------
08/08/17 11:43 AM	BLANK	NOTAG	0.8390	----	-0.0255				----------
08/08/17 11:45 AM	BY79426 DUP	HGSM	58.5279	0.1231	0.1628	91	0.18	0.03	D_HG-SM
08/08/17 11:47 AM	BY79426 MS	HGSM	93.6302	0.1194	0.2559	91	115		R_HG-SM
08/08/17 11:50 AM	BY79773 BLK	HGSM	1.0279	0.1250	-0.0026		BRL	0.03	B_HG-SM
08/08/17 11:52 AM	BY79773 LCS	HGSM	57.3357	0.1212	0.1570		104		L_HG-SM
08/08/17 11:54 AM	BY79773 LCSD	HGSM	52.7333	0.1290	0.1532		95.0		L4HG-SM
08/08/17 11:56 AM	BY79754	HGSM	1.9395	0.1176	0.0000	86	BRL	0.03	HG-SM
08/08/17 11:58 AM	BY79758	HGSM	2.6488	0.1212	0.0020	97	BRL	0.03	HG-SM
08/08/17 12:01 PM	BY79764	HGSM	12.3167	0.1176	0.0286	89	0.03	0.03	HG-SM
08/08/17 12:03 PM	BY79767	HGSM	3.2279	0.1290	0.0039	95	BRL	0.03	HG-SM
08/08/17 12:05 PM	BY79773	HGSM	2.4100	0.1231	0.0014	95	BRL	0.03	HG-SM
08/08/17 12:07 PM	BY79816	HGSM	5.5476	0.1194	0.0101	79	BRL	0.03	HG-SM
08/08/17 12:10 PM	BY79817	HGSM	262.2122	0.1231	0.7488	93	0.81	0.03	HG-SM
08/08/17 12:12 PM	CCAL	NOTAG	172.2220	----	3.9806		99.5		----------
08/08/17 12:14 PM	BLANK	NOTAG	1.3634	----	-0.0132				----------
08/08/17 12:16 PM	BY79818	HGSM	56.4667	0.1176	0.1500	94	0.16	0.03	HG-SM
08/08/17 12:18 PM	BY79819	HGSM	1.8405	0.1212	-0.0003	97	BRL	0.03	HG-SM
08/08/17 12:21 PM	BY79820	HGSM	57.8191	0.1333	0.1742	94	0.19	0.03	HG-SM
08/08/17 12:23 PM	BY79821	HGSM	4.6512	0.1194	0.0076	96	BRL	0.03	HG-SM
08/08/17 12:25 PM	BY79822	HGSM	167.3209	0.1250	0.4833	93	0.52	0.03	HG-SM
08/08/17 12:27 PM	BY79823	HGSM	25.7262	0.1212	0.0674	90	0.08	0.03	HG-SM
08/08/17 12:30 PM	BY79824	HGSM	47.7429	0.1176	0.1260	93	0.14	0.03	HG-SM
08/08/17 12:32 PM	BY79825	HGSM	0.7786	0.1194	-0.0032	95	BRL	0.03	HG-SM
08/08/17 12:36 PM	BY79825	HGSM	74.2500	0.1194	0.2019	95	0.21	0.03	HG-SM
08/08/17 12:38 PM	BY79826	HGSM	99.2561	0.1311	0.2984	92	0.32	0.03	HG-SM
08/08/17 12:41 PM	BY79773 DUP	HGSM	2.4951	0.1290	0.0017	95	BRL	0.03	D_HG-SM
08/08/17 12:43 PM	BY79773 MS	HGSM	60.4488	0.1290	0.1765	95	109		R_HG-SM
08/08/17 12:45 PM	CCAL	NOTAG	174.4049	----	4.0316		101		----------
08/08/17 12:47 PM	BLANK	NOTAG	1.2854	----	-0.0150				----------
08/08/17 12:53 PM	BY77833 BLK	HGWM	4.9907	1.2500	0.0895		BRL	0.2	B_HG-WM
08/08/17 12:55 PM	BY77833 LCS	HGWM	85.4238	1.2500	2.4396		97.6		L_HG-WM
08/08/17 12:57 PM	BY77638	HGWM	5.2698	1.2500	0.0976		BRL	0.2	HG-WM
08/08/17 1:00 PM	BY77639	HGWM	5.6075	1.2500	0.1075		BRL	0.2	HG-WM
08/08/17 1:02 PM	BY77640	HGWM	4.8150	1.2500	0.0843		BRL	0.2	HG-WM
08/08/17 1:04 PM	BY77831	HGWM	7.5550	1.2500	0.1644		BRL	0.2	HG-WM
08/08/17 1:06 PM	BY77832	HGWM	4.2675	1.2500	0.0683		BRL	0.2	HG-WM
08/08/17 1:08 PM	BY77833	HGWM	5.9050	1.2500	0.1162		BRL	0.2	HG-WM
08/08/17 1:11 PM	BY78005	HGWM	2.6405	1.2500	0.0208		BRL	0.2	HG-WM
08/08/17 1:13 PM	BY78127	HGWM	5.5302	1.2500	0.1052		BRL	0.2	HG-WM
08/08/17 1:15 PM	CCAL	NOTAG	165.8268	----	3.8311		95.8		----------
08/08/17 1:17 PM	BLANK	NOTAG	0.6561	----	-0.0297				----------
08/08/17 1:19 PM	BY78815	HGWM	4.4932	12.5000	0.7493		BRL	2	HG-WM
08/08/17 1:22 PM	BY78816	HGWM	3.8750	12.5000	0.5687		BRL	2	HG-WM
08/08/17 1:24 PM	BY78817	HGWM	4.2636	12.5000	0.6823		BRL	2	HG-WM
08/08/17 1:26 PM	BY79448	HGWM	5.8477	1.2500	0.1145		BRL	0.2	HG-WM

HG Data Transfer Log

Analyst: RS

File: P:\avalon\dailycopy\results\2017\080817hg.txt

Sample Date	Sample	Type	Pk Height	Inst Factor	Raw Result	%Sol	Result	RL	Acode
08/08/17 1:28 PM	BY79449	HGWM	4.9186	1.2500	0.0874		BRL	0.2	HG-WM
08/08/17 1:30 PM	BY79450	HGWM	3.8929	1.2500	0.0574		BRL	0.2	HG-WM
08/08/17 1:33 PM	BY79451	HGWM	4.9093	1.2500	0.0871		BRL	0.2	HG-WM
08/08/17 1:35 PM	BY79452	HGWM	4.5070	1.2500	0.0753		BRL	0.2	HG-WM
08/08/17 1:37 PM	BY79453	HGWM	5.5535	1.2500	0.1059		BRL	0.2	HG-WM
08/08/17 1:39 PM	BY79518	HGWM	7.7860	1.2500	0.1711		BRL	0.2	HG-WM
08/08/17 1:42 PM	CCAL	NOTAG	169.3548	----	3.9136		97.8		----------
08/08/17 1:44 PM	BLANK	NOTAG	1.2524	----	-0.0158				----------
08/08/17 1:46 PM	BY79750	HGWM	5.8954	1.2500	0.1159		BRL	0.2	HG-WM
08/08/17 1:48 PM	BY77833 DUP	HGWM	4.0512	1.2500	0.0620		BRL	0.2	D_HG-W
08/08/17 1:50 PM	BY77833 MS	HGWM	87.2073	1.2500	2.4917		99.7		R_HG-W
08/08/17 2:03 PM	BY79168 BLK	HGWM	4.1512	1.2500	0.0649		BRL	0.2	B_HG-WM
08/08/17 2:05 PM	BY79168 LCS	HGWM	85.5857	1.2500	2.4443		97.8		L_HG-WM
08/08/17 2:08 PM	BY79168	SPLP	4.7167	1.2500	0.0815		BRL	0.5	SPLPHG
08/08/17 2:10 PM	BY79169	SPLP	4.3167	1.2500	0.0698		BRL	0.5	SPLPHG
08/08/17 2:12 PM	BY79170	SPLP	5.0119	1.2500	0.0901		BRL	0.5	SPLPHG
08/08/17 2:14 PM	BY79171	SPLP	5.8952	1.2500	0.1159		BRL	0.5	SPLPHG
08/08/17 2:17 PM	BY79172	SPLP	5.1295	1.2500	0.0935		BRL	0.5	SPLPHG
08/08/17 2:19 PM	BY77846	TCLP	1.6000	125.0000	-0.9602		BRL	20	TCLPHG
08/08/17 2:21 PM	BY78483	TCLP	3.2857	1.2500	0.0397		BRL	0.2	TCLPHG
08/08/17 2:23 PM	BY78821	HGWM	5.4465	1.2500	0.1028		BRL	0.2	HG-WM
08/08/17 2:25 PM	CCAL	NOTAG	166.1190	----	3.8379		95.9		----------
08/08/17 2:28 PM	BLANK	NOTAG	0.3098	----	-0.0378				----------
08/08/17 2:30 PM	BY78985	HGWM	17.1233	1.2500	0.4440		0.444	0.2	HG-WM
08/08/17 2:32 PM	BY79132	HGWM	5.1048	12.5000	0.9280		BRL	2	HG-WM
08/08/17 2:34 PM	BY79216	HGWM	6.3195	1.2500	0.1283		BRL	0.2	HG-WM
08/08/17 2:36 PM	BY79220	SPLP	4.2683	1.2500	0.0684		BRL	0.5	SPLPHG
08/08/17 2:39 PM	BY79221	SPLP	4.4512	1.2500	0.0737		BRL	0.5	SPLPHG
08/08/17 2:41 PM	BY79534	SPLP	7.4279	1.2500	0.1607		BRL	0.5	SPLPHG
08/08/17 2:43 PM	BY79535	SPLP	5.0977	1.2500	0.0926		BRL	0.5	SPLPHG
08/08/17 2:45 PM	BY79536	SPLP	5.8186	1.2500	0.1137		BRL	0.5	SPLPHG
08/08/17 2:48 PM	BY79537	SPLP	5.9000	1.2500	0.1160		BRL	0.5	SPLPHG
08/08/17 2:50 PM	BY79538	SPLP	3.4625	1.2500	0.0448		BRL	0.5	SPLPHG
08/08/17 2:52 PM	CCAL	NOTAG	171.5571	----	3.9650		99.1		----------
08/08/17 2:54 PM	BLANK	NOTAG	0.5524	----	-0.0322				----------
08/08/17 2:56 PM	BY79539	SPLP	6.3762	1.2500	0.1300		BRL	0.5	SPLPHG
08/08/17 2:59 PM	BY79540	SPLP	6.7619	1.2500	0.1412		BRL	0.5	SPLPHG
08/08/17 3:01 PM	BY79168 DUP	HGWM	5.4721	1.2500	0.1035		BRL	0.2	D_HG-W
08/08/17 3:03 PM	BY79168 MS	HGWM	86.2674	1.2500	2.4643		98.6		R_HG-W
08/08/17 3:05 PM	CCAL	NOTAG	169.4667	----	3.9162		97.9		----------
08/08/17 3:08 PM	BLANK	NOTAG	0.5095	----	-0.0332				----------

Lab Id: **ICV** Measure Date: **8/3/2017 6:02:22 AM**

Client Id:

Matrix	Weight	Volume	Pct Solid	Dilution	Factor	Units
						ppm

	Ag	Al	As	B	Ba	Be	Ca
Conc Mean	0.2503	1.001	1.027	0.9836	1.046	1.010	1.003
Std Dev	12.90	6.300	1.200	1.100	5.900	4.500	7.400
RSD %	5153.8	629.4	116.8	111.8	564.1	445.5	737.8

	Cd	Co	Cr	Cu	Fe	K	Mg
Conc Mean	1.007	1.023	0.9957	1.002	1.009	5.023	1.021
Std Dev	1.900	1.500	2.300	6.900	2.000	5.900	1.700
RSD %	188.7	146.6	231	688.6	198.2	117.5	166.5

	Mn	Mo	Na	Ni	Pb	Sb	Se
Conc Mean	1.003	1.002	5.068	1.016	1.034	1.030	0.9995
Std Dev	1.800	1.500	6.300	1.500	1.200	1.500	0.8000
RSD %	179.5	149.7	124.3	147.6	116.1	145.6	80

	Sn	Ti	Tl	U	V	W	Zn
Conc Mean	1.004	0.9979	1.028		1.008	# -0.0005	0.9969
Std Dev	1.700	5.900	1.200		7.200	1.900	1.700
RSD %	169.3	591.2	116.7		714.3	380000	170.5

Lab Id: **ICB** Measure Date: **8/3/2017 6:25:54 AM**

Client Id:

Matrix	Weight	Volume	Pct Solid	Dilution	Factor	Units
	1	1	100	1	1.000	ppm

	Ag	Al	As	B	Ba	Be	Ca
Conc Mean	0.0003	# 0.0001	-0.0006	-0.0209	0.0000	-0.0003	-0.0001
Std Dev	82.00	169.6	141.8	2.300	54.80	13.80	394.2
RSD %	27333333.3	169600000	23633333.3	11004.8		4600000	394200000

	Cd	Co	Cr	Cu	Fe	K	Mg
Conc Mean	0.0000	-0.0006	0.0000	0.0000	-0.0004	-0.0056	-0.0004
Std Dev	271.4	35.10	750.0	1305	16.00	27.40	7.100
RSD %		5850000			4000000	489285.7	1775000

	Mn	Mo	Na	Ni	Pb	Sb	Se
Conc Mean	0.0001	0.0001	0.0009	-0.0002	0.0000	# -0.0007	0.0000
Std Dev	3.700	130.0	2101	92.10	1220	104.5	4170
RSD %	3700000	130000000	233444444.4	46050000		14928571.4	

	Sn	Ti	Tl	U	V	W	Zn
Conc Mean	-0.0006	-0.0003	-0.0002		0.0001	# -0.0007	-0.0001
Std Dev	35.90	30.20	161.3		471.9	2.400	8.400
RSD %	5983333.3	10066666.7	80650000		471900000	342857.1	8400000

Lab Id: **I-CRDL** Measure Date: **8/3/2017 10:35:39 PM**

Client Id:

Matrix	Weight	Volume	Pct Solid	Dilution	Factor	Units
WM	1	1	100	1	1.000	ppm

	Ag	Al	As	B	Ba	Be	Ca
Conc Mean	0.0048	0.0531	0.0181	0.0221	0.0100	0.0041	0.0585
Std Dev	20.10	7.800	4.100	2.400	10.60	10.80	16.30
RSD %	418750	14689.3	22651.9	10859.7	106000	263414.6	27863.2

	Cd	Co	Cr	Cu	Fe	K	Mg
Conc Mean	0.0042	0.0041	0.0050	0.0044	0.0269	0.6993	0.0518
Std Dev	1.900	0.5000	2.000	18.10	0.8000	11.20	0.3000
RSD %	45238.1	12195.1	40000	411363.6	2974	1601.6	579.2

	Mn	Mo	Na	Ni	Pb	Sb	Se
Conc Mean	0.0053	0.0467	1.271	0.0044	0.0093	0.0252	0.0482
Std Dev	0.2000	0.9000	12.60	4.100	4.700	2.000	0.9000
RSD %	3773.6	1927.2	991.3	93181.8	50537.6	7936.5	1867.2

	Sn	Ti	Tl	U	V	W	Zn
Conc Mean	0.0902	0.0468	0.0196		0.0086	# -0.0007	0.0110
Std Dev	0.6000	8.700	2.600		10.80	1.700	0.8000
RSD %	665.2	18589.7	13265.3		125581.4	242857.1	7272.7

Lab Id: **I-ICSA** Measure Date: **8/3/2017 10:38:17 PM**

Client Id:

Matrix	Weight	Volume	Pct Solid	Dilution	Factor	Units
WM	1	1	100	1	1.000	ppm

	Ag	Al	As	B	Ba	Be	Ca
Conc Mean	0.0007	> 30.22	-0.0024	# -0.0259	0.0004	-0.0005	138.3
Std Dev	39.10	7.700	10.00	1.100	9.800	29.00	7.900
RSD %	5585714.3	25.5	416666.7	4247.1	2450000	5800000	5.7

	Cd	Co	Cr	Cu	Fe	K	Mg
Conc Mean	0.0024	0.0002	-0.0001	0.0001	115.7	0.2290	70.94
Std Dev	3.800	73.80	118.2	362.7	1.900	50.90	1.800
RSD %	158333.3	36900000	118200000	362700000	1.6	22227.1	2.5

	Mn	Mo	Na	Ni	Pb	Sb	Se
Conc Mean	-0.0012	-0.0023	28.94	0.0000	-0.0031	# -0.0024	# -0.0239
Std Dev	0.6000	7.700	14.70	2600	57.70	82.80	15.50
RSD %	50000	334782.6	50.8		1861290.3	3450000	64853.6

	Sn	Ti	Tl	U	V	W	Zn
Conc Mean	-0.0008	-0.0038	-0.0018		# -0.0072	# -0.0012	0.0126
Std Dev	30.00	9.600	23.70		12.60	11.80	1.000
RSD %	3750000	252631.6	1316666.7		175000	983333.3	7936.5

Lab Id: **I-ICSAB** Measure Date: **8/3/2017 10:40:55 PM**

Client Id:

Matrix	Weight	Volume	Pct Solid	Dilution	Factor	Units
WM	1	1	100	1	1.000	ppm

	Ag	Al	As	B	Ba	Be	Ca
Conc Mean	0.2605	> 30.20	0.9992	0.4714	0.3056	0.0946	139.1
Std Dev	15.30	6.700	0.9000	0.6000	6.200	5.700	6.300
RSD %	5873.3	22.2	90.1	127.3	2028.8	6025.4	4.5

	Cd	Co	Cr	Cu	Fe	K	Mg
Conc Mean	0.2667	0.2762	0.2757	0.3070	116.4	25.18	71.23
Std Dev	1.200	0.7000	0.9000	8.900	1.300	5.700	1.400
RSD %	449.9	253.4	326.4	2899	1.1	22.6	2

	Mn	Mo	Na	Ni	Pb	Sb	Se
Conc Mean	0.1858	0.2780	28.07	0.2723	0.9462	1.007	0.4785
Std Dev	1.000	0.9000	18.20	1.300	1.300	1.200	0.7000
RSD %	538.2	323.7	64.8	477.4	137.4	119.2	146.3

	Sn	Ti	Tl	U	V	W	Zn
Conc Mean	-0.0006	0.9795	0.9429		0.2717	# -0.0012	0.2923
Std Dev	22.50	6.100	1.200		15.00	11.20	0.9000
RSD %	3750000	622.8	127.3		5520.8	933333.3	307.9

Lab Id: **CCV** Measure Date: **8/3/2017 10:43:34 PM**

Client Id:

Matrix	Weight	Volume	Pct Solid	Dilution	Factor	Units
	1	1	100	1	1.000	ppm

	Ag	Al	As	B	Ba	Be	Ca
Conc Mean	0.2372	1.008	0.9900	0.9620	1.047	0.9549	0.9390
Std Dev	16.20	8.900	1.100	0.6000	7.800	5.900	9.500
RSD %	6829.7	882.9	111.1	62.4	745	617.9	1011.7

	Cd	Co	Cr	Cu	Fe	K	Mg
Conc Mean	0.9397	0.9866	0.9633	0.9953	0.9975	> 6.226	0.9851
Std Dev	0.4000	0.5000	0.6000	9.000	0.6000	5.700	0.5000
RSD %	42.6	50.7	62.3	904.2	60.2	91.6	50.8

	Mn	Mo	Na	Ni	Pb	Sb	Se
Conc Mean	0.9728	0.9745	> 6.602	0.9778	0.9867	1.012	0.9691
Std Dev	0.6000	0.5000	4.200	0.7000	1.300	0.9000	0.8000
RSD %	61.7	51.3	63.6	71.6	131.8	88.9	82.6

	Sn	Ti	Tl	U	V	W	Zn
Conc Mean	0.9591	0.9758	0.9982		0.9610	# -0.0005	0.9642
Std Dev	0.7000	7.700	1.300		9.000	2.300	0.5000
RSD %	73	789.1	130.2		936.5	460000	51.9

Lab Id: **CCB** Measure Date: **8/3/2017 10:46:13 PM**

Client Id:

Matrix	Weight	Volume	Pct Solid	Dilution	Factor	Units
	1	1	100	1	1.000	ppm

	Ag	Al	As	B	Ba	Be	Ca
Conc Mean	-0.0002	# 0.0013	-0.0004	-0.0245	0.0000	-0.0004	0.0006
Std Dev	83.30	15.60	57.10	0.9000	103.6	12.50	85.30
RSD %	41650000	1200000	14275000	3673.5		3125000	14216666.7

	Cd	Co	Cr	Cu	Fe	K	Mg
Conc Mean	0.0000	-0.0004	0.0000	-0.0003	0.0034	0.0640	-0.0011
Std Dev	311.1	55.00	1043	114.0	10.60	12.10	8.500
RSD %		13750000		38000000	311764.7	18906.3	772727.3

	Mn	Mo	Na	Ni	Pb	Sb	Se
Conc Mean	0.0002	0.0007	> 0.3544	-0.0003	-0.0003	# 0.0004	0.0002
Std Dev	6.300	21.80	17.60	49.80	95.70	80.10	144.7
RSD %	3150000	3114285.7	4966.1	16600000	31900000	20025000	72350000

	Sn	Ti	Tl	U	V	W	Zn
Conc Mean	-0.0001	0.0009	0.0002		-0.0001	# -0.0007	0.0001
Std Dev	222.0	23.90	138.2		466.7	1.400	38.20
RSD %	222000000	2655555.6	69100000		466700000	200000	38200000

Lab Id: **BY76293 - BLK** Measure Date: **8/3/2017 10:51:30 PM**

Client Id: **BB-2 - BLK**

Matrix	Weight	Volume	Pct Solid	Dilution	Factor	Units
396160-WQ-BLK	50	50	100	1	1.000	ppm

	Ag	Al	As	B	Ba	Be	Ca
Conc Mean	-0.0003	0.0028	-0.0008	-0.0246	0.0000	-0.0005	0.0019
Std Dev	125.0	8.500	18.70	0.5000	204.5	2.500	41.40
RSD %	41666666.7	303571.4	2337500	2032.5		500000	2178947.4

	Cd	Co	Cr	Cu	Fe	K	Mg
Conc Mean	0.0000	-0.0006	0.0000	0.0000	0.0047	0.0503	0.0013
Std Dev	83.30	26.60	131.3	513.8	11.60	2.300	13.30
RSD %		4433333.3			246808.5	4572.6	1023076.9

	Mn	Mo	Na	Ni	Pb	Sb	Se
Conc Mean	0.0002	0.0001	0.2480	-0.0003	-0.0003	0.0009	0.0001
Std Dev	4.000	53.80	2.900	68.00	147.3	62.90	372.6
RSD %	2000000	53800000	1169.4	22666666.7	49100000	6988888.9	372600000

	Sn	Ti	Tl	U	V	W	Zn
Conc Mean	-0.0008	0.0002	-0.0007		0.0001	# -0.0007	0.0002
Std Dev	27.70	41.30	36.80		218.5	0.2000	24.30
RSD %	3462500	20650000	5257142.9		218500000	28571.4	12150000

Lab Id: **BY76293 - LCS** Measure Date: **8/3/2017 10:54:09 PM**

Client Id: **BB-2 - LCS**

Matrix	Weight	Volume	Pct Solid	Dilution	Factor	Units
396160-WQ-SPK	50	50	100	1	1.000	ppm

	Ag	Al	As	B	Ba	Be	Ca
Conc Mean	0.2175	0.9776	1.822	0.9234	1.019	0.9118	0.8772
Std Dev	20.90	9.800	1.300	1.400	10.10	7.600	12.50
RSD %	9609.2	1002.5	71.4	151.6	991.2	833.5	1425

	Cd	Co	Cr	Cu	Fe	K	Mg
Conc Mean	0.8826	0.9446	0.9298	0.9752	0.9571	6.217	0.9498
Std Dev	1.100	1.200	1.100	11.80	1.200	9.100	2.000
RSD %	124.6	127	118.3	1210	125.4	146.4	210.6

	Mn	Mo	Na	Ni	Pb	Sb	Se
Conc Mean	0.9359	0.9143	1.457	0.9336	1.833	1.895	0.8860
Std Dev	1.500	1.200	7.800	1.000	1.200	1.800	1.200
RSD %	160.3	131.2	535.3	107.1	65.5	95	135.4

	Sn	Ti	Tl	U	V	W	Zn
Conc Mean	> 4.698	0.9503	> 4.702		0.9049	# -0.0005	0.8996
Std Dev	1.100	10.10	1.400		11.80	1.800	1.700
RSD %	23.4	1062.8	29.8		1304	360000	189

Lab Id: **BY76293** Measure Date: **8/3/2017 10:56:48 PM**

Client Id: **BB-2**

Matrix	Weight	Volume	Pct Solid	Dilution	Factor	Units
396160-WS-S09	50	50	100	1	1.000	ppm

	Ag	Al	As	B	Ba	Be	Ca
Conc Mean	0.0000	# 0.0297	0.0138	0.2728	0.1029	-0.0002	119.3
Std Dev	5017	96.20	2.300	0.8000	11.20	22.50	8.800
RSD %		323905.7	16666.7	293.3	10884.4	11250000	7.4

	Cd	Co	Cr	Cu	Fe	K	Mg
Conc Mean	0.0001	0.0037	0.0020	0.0015	2.583	20.92	26.19
Std Dev	12.90	1.700	3.300	16.30	1.000	7.600	0.5000
RSD %	12900000	45945.9	165000	1086666.7	38.7	36.3	1.9

	Mn	Mo	Na	Ni	Pb	Sb	Se
Conc Mean	0.4377	0.0069	26.72	0.0084	-0.0021	0.0028	0.0007
Std Dev	0.6000	0.7000	18.00	4.100	87.00	10.60	36.10
RSD %	137.1	10144.9	67.4	48809.5	4142857.1	378571.4	5157142.9

	Sn	Ti	Tl	U	V	W	Zn
Conc Mean	0.0005	-0.0006	0.0008		0.0008	# -0.0009	0.0459
Std Dev	27.40	18.70	22.70		79.60	11.50	1.200
RSD %	5480000	3116666.7	2837500		9950000	1277777.8	2614.4

Lab Id: **BY76293 - DUP** Measure Date: **8/3/2017 10:59:27 PM**

Client Id: **BB-2 - DUP**

Matrix	Weight	Volume	Pct Solid	Dilution	Factor	Units
396160-WQ-DUP	50	50	100	1	1.000	ppm

	Ag	Al	As	B	Ba	Be	Ca
Conc Mean	0.0003	# 0.0064	0.0130	0.2653	0.1008	-0.0003	116.7
Std Dev	213.2	419.1	4.500	0.7000	10.60	9.600	8.100
RSD %	71066666.7	6548437.5	34615.4	263.9	10515.9	3200000	6.9

	Cd	Co	Cr	Cu	Fe	K	Mg
Conc Mean	0.0000	0.0037	0.0019	0.0014	2.534	20.76	25.77
Std Dev	141.2	9.800	1.500	15.00	0.2000	8.000	0.9000
RSD %		264864.9	78947.4	1071428.6	7.9	38.5	3.5

	Mn	Mo	Na	Ni	Pb	Sb	Se
Conc Mean	0.4268	0.0064	26.65	0.0083	-0.0032	0.0028	0.0002
Std Dev	1.200	1.400	19.00	1.400	18.50	28.50	260.4
RSD %	281.2	21875	71.3	16867.5	578125	1017857.1	130200000

	Sn	Ti	Tl	U	V	W	Zn
Conc Mean	-0.0009	-0.0014	0.0000		-0.0003	# -0.0009	0.0446
Std Dev	23.60	3.800	1259		160.6	7.600	0.8000
RSD %	2622222.2	271428.6			53533333.3	844444.4	1793.7

Lab Id: **BY76293 - MS** Measure Date: **8/3/2017 11:02:06 PM**

Client Id: **BB-2 - MS**

Matrix	Weight	Volume	Pct Solid	Dilution	Factor	Units
396160-WQ-MSX	50	50	100	1	1.000	ppm

	Ag	Al	As	B	Ba	Be	Ca
Conc Mean	0.2301	1.110	1.953	1.286	1.146	0.9461	117.7
Std Dev	17.50	7.100	0.7000	0.3000	8.100	7.400	7.200
RSD %	7605.4	639.6	35.8	23.3	706.8	782.2	6.1

	Cd	Co	Cr	Cu	Fe	K	Mg
Conc Mean	0.8807	0.9473	0.9411	1.019	3.606	26.39	26.82
Std Dev	0.5000	0.8000	0.9000	10.60	0.1000	7.800	0.7000
RSD %	56.8	84.5	95.6	1040.2	2.8	29.6	2.6

	Mn	Mo	Na	Ni	Pb	Sb	Se
Conc Mean	1.391	0.9543	27.49	0.9302	1.826	> 2.010	0.9350
Std Dev	0.4000	0.4000	17.60	0.8000	0.9000	0.6000	0.3000
RSD %	28.8	41.9	64	86	49.3	29.9	32.1

	Sn	Ti	Tl	U	V	W	Zn
Conc Mean	> 4.815	0.9778	> 4.731		0.9480	# -0.0006	0.9764
Std Dev	0.9000	7.700	0.8000		9.700	19.20	0.5000
RSD %	18.7	787.5	16.9		1023.2	3200000	51.2

Lab Id: **BY76293 - DIL** Measure Date: **8/3/2017 11:04:44 PM**

Client Id: **BB-2 - DIL**

Matrix	Weight	Volume	Pct Solid	Dilution	Factor	Units
396160-WQ-DIL	50	50	100	5	5.000	ppm

	Ag	Al	As	B	Ba	Be	Ca
Conc Mean	0.0002	0.2064	0.0129	0.1723	0.1029	-0.0020	120.0
Std Dev	744.5	53.40	12.50	1.400	9.700	5.800	8.300
RSD %	372250000	25872.1	96899.2	812.5	9426.6	290000	6.9

	Cd	Co	Cr	Cu	Fe	K	Mg
Conc Mean	0.0005	0.0023	0.0026	0.0003	2.676	21.26	26.26
Std Dev	16.00	26.60	4.200	231.9	0.6000	8.300	0.7000
RSD %	3200000	1156521.7	161538.5	77300000	22.4	39	2.7

	Mn	Mo	Na	Ni	Pb	Sb	Se
Conc Mean	0.4480	0.0090	30.54	0.0097	-0.0146	# 0.0025	0.0013
Std Dev	0.2000	2.200	6.300	20.70	26.10	119.3	28.60
RSD %	44.6	24444.4	20.6	213402.1	178767.1	4772000	2200000

	Sn	Ti	Tl	U	V	W	Zn
Conc Mean	0.0026	0.0026	0.0033		-0.0062	# -0.0034	0.0511
Std Dev	34.20	20.00	6.900		36.90	1.800	2.800
RSD %	1315384.6	769230.8	209090.9		595161.3	52941.2	5479.5

Lab Id: **BY76293 - PS** Measure Date: **8/3/2017 11:07:23 PM**

Client Id: **BB-2 - PS**

Matrix	Weight	Volume	Pct Solid	Dilution	Factor	Units
396160-WQ-PSX	50	50	100	1	1.000	ppm

	Ag	Al	As	B	Ba	Be	Ca
Conc Mean	0.2338	1.112	> 1.973	1.288	1.162	0.9521	117.3
Std Dev	16.90	9.300	1.600	1.100	8.900	6.800	8.900
RSD %	7228.4	836.3	81.1	85.4	765.9	714.2	7.6

	Cd	Co	Cr	Cu	Fe	K	Mg
Conc Mean	0.8769	0.9518	0.9435	1.029	3.505	26.45	26.22
Std Dev	2.000	1.300	1.100	9.900	1.600	9.000	1.500
RSD %	228.1	136.6	116.6	962.1	45.6	34	5.7

	Mn	Mo	Na	Ni	Pb	Sb	Se
Conc Mean	1.377	0.9491	27.15	1.241	1.848	> 1.980	0.9480
Std Dev	1.600	1.600	16.00	40.00	1.400	1.300	1.100
RSD %	116.2	168.6	58.9	3223.2	75.8	65.7	116

	Sn	Ti	Tl	U	V	W	Zn
Conc Mean	> 4.782	0.9843	> 4.757		0.9589	# -0.0007	0.9807
Std Dev	1.200	8.600	1.100		9.700	6.000	1.600
RSD %	25.1	873.7	23.1		1011.6	857142.9	163.1

Lab Id: **CCV** Measure Date: **8/3/2017 11:15:19 PM**

Client Id:

Matrix	Weight	Volume	Pct Solid	Dilution	Factor	Units
	1	1	100	1	1.000	ppm

	Ag	Al	As	B	Ba	Be	Ca
Conc Mean	0.2360	1.034	0.9913	0.9662	1.059	0.9492	0.9220
Std Dev	16.50	8.300	0.9000	1.100	8.300	7.000	9.000
RSD %	6991.5	802.7	90.8	113.8	783.8	737.5	976.1

	Cd	Co	Cr	Cu	Fe	K	Mg
Conc Mean	0.9305	0.9812	0.9577	1.001	0.9832	> 6.353	0.9807
Std Dev	1.000	1.200	1.200	8.500	1.200	8.500	0.6000
RSD %	107.5	122.3	125.3	849.2	122.1	133.8	61.2

	Mn	Mo	Na	Ni	Pb	Sb	Se
Conc Mean	0.9717	0.9723	> 7.516	0.9734	0.9903	1.018	0.9756
Std Dev	1.200	1.100	4.500	1.300	0.3000	1.200	1.100
RSD %	123.5	113.1	59.9	133.6	30.3	117.9	112.8

	Sn	Ti	Tl	U	V	W	Zn
Conc Mean	0.9543	0.9791	0.9991		0.9560	# -0.0005	0.9610
Std Dev	1.400	8.000	0.8000		9.300	1.900	1.000
RSD %	146.7	817.1	80.1		972.8	380000	104.1

Lab Id: **CCB** Measure Date: **8/3/2017 11:17:58 PM**

Client Id:

Matrix	Weight	Volume	Pct Solid	Dilution	Factor	Units
	1	1	100	1	1.000	ppm

	Ag	Al	As	B	Ba	Be	Ca
Conc Mean	-0.0003	# 0.0006	-0.0005	-0.0247	0.0000	-0.0004	0.0007
Std Dev	28.50	61.20	99.60	1.100	97.40	4.700	181.8
RSD %	9500000	10200000	19920000	4453.4		1175000	25971428.6

	Cd	Co	Cr	Cu	Fe	K	Mg
Conc Mean	0.0000	-0.0005	0.0001	-0.0002	-0.0002	0.0555	-0.0018
Std Dev	228.6	44.30	125.4	113.7	56.90	15.50	1.200
RSD %		8860000	125400000	56850000	28450000	27927.9	66666.7

	Mn	Mo	Na	Ni	Pb	Sb	Se
Conc Mean	0.0002	0.0008	> 0.2820	-0.0005	-0.0003	0.0003	0.0004
Std Dev	4.400	6.600	23.50	11.60	126.0	46.80	63.30
RSD %	2200000	825000	8333.3	2320000	42000000	15600000	15825000

	Sn	Ti	Tl	U	V	W	Zn
Conc Mean	0.0004	0.0011	-0.0001		-0.0001	# -0.0007	0.0003
Std Dev	78.40	25.70	188.2		1965	2.600	8.200
RSD %	19600000	2336363.6	188200000		1965000000	371428.6	2733333.3

Lab Id: **BY76294** Measure Date: **8/3/2017 11:36:27 PM**

Client Id: **BB-2 DUP**

Matrix	Weight	Volume	Pct Solid	Dilution	Factor	Units
396160-WS-S10	50	50	100	1	1.000	ppm

	Ag	Al	As	B	Ba	Be	Ca
Conc Mean	0.0003	# 0.0165	0.0140	0.2739	0.1043	-0.0003	120.5
Std Dev	93.30	171.9	4.000	1.000	10.70	5.500	7.600
RSD %	31100000	1041818.2	28571.4	365.1	10258.9	1833333.3	6.3

	Cd	Co	Cr	Cu	Fe	K	Mg
Conc Mean	0	0.0039	0.0019	0.0018	2.620	21.18	26.48
Std Dev	850.0	1.000	1.300	21.90	1.600	7.800	0.9000
RSD %		25641	68421.1	1216666.7	61.1	36.8	3.4

	Mn	Mo	Na	Ni	Pb	Sb	Se
Conc Mean	0.4429	0.0065	27.52	0.0089	-0.0002	0.0024	0.0002
Std Dev	0.6000	1.900	18.40	2.500	127.8	13.00	232.5
RSD %	135.5	29230.8	66.9	28089.9	63900000	541666.7	116250000

	Sn	Ti	Tl	U	V	W	Zn
Conc Mean	-0.0012	-0.0019	0		0.0001	# -0.0008	0.0472
Std Dev	13.80	2.200	2175		712.5	11.10	0.9000
RSD %	1150000	115789.5			712500000	1387500	1906.8

Lab Id: **BY76296** Measure Date: **8/3/2017 11:39:06 PM**

Client Id: **MW-6**

Matrix	Weight	Volume	Pct Solid	Dilution	Factor	Units
396160-WS-S11	50	50	100	1	1.000	ppm

	Ag	Al	As	B	Ba	Be	Ca
Conc Mean	0.0003	> 59.72	0.0160	0.1128	0.9396	0.0024	> 351.3
Std Dev	166.1	7.700	25.70	1.500	7.900	11.10	6.600
RSD %	55366666.7	12.9	160625	1329.8	840.8	462500	1.9

	Cd	Co	Cr	Cu	Fe	K	Mg
Conc Mean	0.0027	0.0327	0.1713	0.1248	82.27	27.89	58.55
Std Dev	5.900	2.300	0.9000	15.40	0.9000	7.500	1.000
RSD %	218518.5	7033.6	525.4	12339.7	1.1	26.9	1.7

	Mn	Mo	Na	Ni	Pb	Sb	Se
Conc Mean	> 2.048	0.0083	> 125.8	0.0598	1.262	# -0.0027	-0.0146
Std Dev	1.100	0.4000	11.60	0.9000	0.8000	59.60	13.20
RSD %	53.7	4819.3	9.2	1505	63.4	2207407.4	90411

	Sn	Ti	Tl	U	V	W	Zn
Conc Mean	0.0060	> 2.094	# -0.0131		0.1050	# 0.0000	0.3345
Std Dev	25.80	7.500	7.300		15.00	296.6	0.8000
RSD %	430000	358.2	55725.2		14285.7		239.2

Lab Id: **BY76297** Measure Date: **8/3/2017 11:41:45 PM**

Client Id: **NE-1**

Matrix	Weight	Volume	Pct Solid	Dilution	Factor	Units
396160-WS-S12	50	50	100	1	1.000	ppm

	Ag	Al	As	B	Ba	Be	Ca
Conc Mean	0.0005	> 130.9	0.0231	0.0166	0.9492	0.0066	86.39
Std Dev	25.90	6.600	4.800	6.200	7.100	9.400	7.500
RSD %	5180000	5	20779.2	37349.4	748	142424.2	8.7

	Cd	Co	Cr	Cu	Fe	K	Mg
Conc Mean	0.0058	0.0739	0.2786	0.2211	> 183.3	33.54	43.10
Std Dev	2.900	2.000	1.000	10.00	1.600	3.700	1.300
RSD %	50000	2706.4	358.9	4522.8	0.9	11	3

	Mn	Mo	Na	Ni	Pb	Sb	Se
Conc Mean	> 2.552	0.0022	> 111.9	0.0977	0.0318	# -0.0171	# -0.0350
Std Dev	1.200	14.10	10.10	0.5000	4.400	5.200	3.800
RSD %	47	640909.1	9	511.8	13836.5	30409.4	10857.1

	Sn	Ti	Tl	U	V	W	Zn
Conc Mean	0.0093	> 6.622	# -0.0371		0.2484	# -0.0013	0.4764
Std Dev	10.60	7.000	11.60		14.70	5.900	0.6000
RSD %	113978.5	105.7	31266.8		5917.9	453846.2	125.9

Lab Id: **BY76299** Measure Date: **8/3/2017 11:44:24 PM**

Client Id: **NW-1**

Matrix	Weight	Volume	Pct Solid	Dilution	Factor	Units
396160-WS-S13	50	50	100	1	1.000	ppm

	Ag	Al	As	B	Ba	Be	Ca
Conc Mean	0.0004	6.708	0.0086	0.2145	0.1004	0.0001	63.83
Std Dev	170.1	8.300	5.100	0.7000	10.20	52.80	8.800
RSD %	42525000	123.7	59302.3	326.3	10159.4	52800000	13.8

	Cd	Co	Cr	Cu	Fe	K	Mg
Conc Mean	0.0003	0.0018	0.0094	0.0077	12.69	29.60	16.52
Std Dev	4.200	7.700	1.200	13.20	0.5000	6.100	0.6000
RSD %	1400000	427777.8	12766	171428.6	3.9	20.6	3.6

	Mn	Mo	Na	Ni	Pb	Sb	Se
Conc Mean	0.6954	0.0013	> 634.9	0.0063	-0.0002	# -0.0004	-0.0021
Std Dev	1.200	7.400	7.100	6.100	175.1	208.2	6.700
RSD %	172.6	569230.8	1.1	96825.4	87550000	52050000	319047.6

	Sn	Ti	Tl	U	V	W	Zn
Conc Mean	0.0006	0.2354	0.0012		0.0141	# -0.0008	0.0320
Std Dev	126.5	9.800	60.20		22.30	0.5000	0.8000
RSD %	21083333.3	4163.1	5016666.7		158156	62500	2500

Lab Id: **CCV** Measure Date: **8/3/2017 11:47:03 PM**

Client Id:

Matrix	Weight	Volume	Pct Solid	Dilution	Factor	Units
	1	1	100	1	1.000	ppm

	Ag	Al	As	B	Ba	Be	Ca
Conc Mean	0.2361	1.021	0.9781	0.9588	1.045	0.9462	0.9249
Std Dev	15.70	7.300	0.2000	0.8000	7.200	6.300	9.300
RSD %	6649.7	715	20.4	83.4	689	665.8	1005.5

	Cd	Co	Cr	Cu	Fe	K	Mg
Conc Mean	0.9196	0.9757	0.9532	1.002	0.9827	> 6.454	0.9718
Std Dev	1.400	0.6000	0.6000	9.300	0.9000	4.500	0.9000
RSD %	152.2	61.5	62.9	928.1	91.6	69.7	92.6

	Mn	Mo	Na	Ni	Pb	Sb	Se
Conc Mean	0.9609	0.9656	> 6.990	0.9659	0.9705	1.007	0.9665
Std Dev	0.9000	0.8000	4.700	0.7000	0.6000	0.5000	0.9000
RSD %	93.7	82.9	67.2	72.5	61.8	49.7	93.1

	Sn	Ti	Tl	U	V	W	Zn
Conc Mean	0.9474	0.9707	0.9876		0.9575	# -0.0005	0.9515
Std Dev	1.200	7.100	0.7000		9.200	2.600	1.000
RSD %	126.7	731.4	70.9		960.8	520000	105.1

Lab Id: **CCB** Measure Date: **8/3/2017 11:49:42 PM**

Client Id:

Matrix	Weight	Volume	Pct Solid	Dilution	Factor	Units
	1	1	100	1	1.000	ppm

	Ag	Al	As	B	Ba	Be	Ca
Conc Mean	0.0007	# 0.0012	-0.0006	# -0.0251	0.0001	-0.0004	0.0015
Std Dev	60.50	119.0	49.40	1.100	35.50	10.30	62.20
RSD %	8642857.1	9916666.7	8233333.3	4382.5	35500000	2575000	4146666.7

	Cd	Co	Cr	Cu	Fe	K	Mg
Conc Mean	0.0000	-0.0005	0.0001	0.0008	0.0024	> 0.3671	-0.0015
Std Dev	168.4	6.800	107.3	170.2	12.20	4.000	4.000
RSD %		1360000	107300000	21275000	508333.3	1089.6	266666.7

	Mn	Mo	Na	Ni	Pb	Sb	Se
Conc Mean	0.0003	0.0007	> 1.762	-0.0002	-0.0003	# 0.0001	0.0004
Std Dev	20.20	6.900	5.300	119.2	83.10	78.90	296.4
RSD %	6733333.3	985714.3	300.8	59600000	27700000	78900000	74100000

	Sn	Ti	Tl	U	V	W	Zn
Conc Mean	-0.0002	0.0013	0.0001		-0.0005	# -0.0007	0.0004
Std Dev	122.1	20.40	354.9		124.7	2.500	77.60
RSD %	61050000	1569230.8	354900000		24940000	357142.9	19400000

Lab Id: **CRDL** Measure Date: **8/4/2017 12:08:12 AM**

Client Id:

Matrix	Weight	Volume	Pct Solid	Dilution	Factor	Units
WM	1	1	100	1	1.000	ppm

	Ag	Al	As	B	Ba	Be	Ca
Conc Mean	0.0049	0.0550	0.0184	0.0223	0.0100	0.0041	0.0582
Std Dev	19.10	9.800	1.000	1.100	9.400	9.800	15.40
RSD %	389795.9	17818.2	5434.8	4932.7	94000	239024.4	26460.5

	Cd	Co	Cr	Cu	Fe	K	Mg
Conc Mean	0.0041	0.0044	0.0050	0.0050	0.0268	0.6672	0.0515
Std Dev	1.200	4.800	2.000	12.50	0.6000	10.40	0.5000
RSD %	29268.3	109090.9	40000	250000	2238.8	1558.8	970.9

	Mn	Mo	Na	Ni	Pb	Sb	Se
Conc Mean	0.0052	0.0463	0.7936	0.0046	0.0097	0.0245	0.0472
Std Dev	1.100	0.8000	10.10	7.400	0.9000	1.200	0.4000
RSD %	21153.8	1727.9	1272.7	160869.6	9278.4	4898	847.5

	Sn	Ti	Tl	U	V	W	Zn
Conc Mean	0.0893	0.0471	0.0194		0.0095	# -0.0007	0.0109
Std Dev	1.600	8.600	0.8000		18.50	0.4000	1.600
RSD %	1791.7	18259	4123.7		194736.8	57142.9	14678.9

Lab Id: **ICSA** Measure Date: **8/4/2017 12:10:50 AM**

Client Id:

Matrix	Weight	Volume	Pct Solid	Dilution	Factor	Units
WM	1	1	100	1	1.000	ppm

	Ag	Al	As	B	Ba	Be	Ca
Conc Mean	0.0009	> 30.47	-0.0019	# -0.0265	0.0003	-0.0004	137.3
Std Dev	21.10	6.400	34.90	1.600	16.10	15.70	7.000
RSD %	2344444.4	21	1836842.1	6037.7	5366666.7	3925000	5.1

	Cd	Co	Cr	Cu	Fe	K	Mg
Conc Mean	0.0025	0.0004	0.0000	0.0003	117.4	0.2708	71.84
Std Dev	3.300	5.500	725.0	160.4	1.700	1.000	1.700
RSD %	132000	1375000		53466666.7	1.4	369.3	2.4

	Mn	Mo	Na	Ni	Pb	Sb	Se
Conc Mean	-0.0012	-0.0022	29.27	-0.0002	# -0.0048	# -0.0020	-0.0229
Std Dev	3.200	13.20	16.80	63.90	13.60	20.80	13.20
RSD %	266666.7	600000	57.4	31950000	283333.3	1040000	57641.9

	Sn	Ti	Tl	U	V	W	Zn
Conc Mean	-0.0009	-0.0037	-0.0019		# -0.0074	# -0.0011	0.0128
Std Dev	9.900	6.700	10.50		28.10	3.700	1.100
RSD %	1100000	181081.1	552631.6		379729.7	336363.6	8593.8

Lab Id: **ICSAB** Measure Date: **8/4/2017 12:13:28 AM**

Client Id:

Matrix	Weight	Volume	Pct Solid	Dilution	Factor	Units
WM	1	1	100	1	1.000	ppm

	Ag	Al	As	B	Ba	Be	Ca
Conc Mean	0.2682	> 30.98	1.011	0.4790	0.3101	0.0949	138.7
Std Dev	11.30	10.20	0.4000	0.8000	8.600	7.700	8.700
RSD %	4213.3	32.9	39.6	167	2773.3	8113.8	6.3

	Cd	Co	Cr	Cu	Fe	K	Mg
Conc Mean	0.2707	0.2815	0.2813	0.3107	117.5	26.39	72.01
Std Dev	0.4000	0.1000	0.5000	9.700	0.8000	10.10	0.9000
RSD %	147.8	35.5	177.7	3122	0.7	38.3	1.2

	Mn	Mo	Na	Ni	Pb	Sb	Se
Conc Mean	0.1890	0.2819	28.83	0.2750	0.9564	1.011	0.4869
Std Dev	0.6000	0.1000	19.30	0.7000	0.4000	0.3000	0.6000
RSD %	317.5	35.5	66.9	254.5	41.8	29.7	123.2

	Sn	Ti	Tl	U	V	W	Zn
Conc Mean	-0.0010	0.9853	0.9536		0.2719	# -0.0011	0.2999
Std Dev	21.60	8.200	0.5000		15.70	9.900	0.3000
RSD %	2160000	832.2	52.4		5774.2	900000	100

Lab Id: **ICV** Measure Date: **8/4/2017 10:15:51 AM**

Client Id:

Matrix	Weight	Volume	Pct Solid	Dilution	Factor	Units
						ppm

	Ag	Al	As	B	Ba	Be	Ca
Conc Mean	0.2530	0.9879	1.031	1.001	1.042	1.013	0.9990
Std Dev	2.600	2.300	0.8000	1.300	2.300	1.300	2.300
RSD %	1027.7	232.8	77.6	129.9	220.7	128.3	230.2

	Cd	Co	Cr	Cu	Fe	K	Mg
Conc Mean	1.020	1.036	1.007	1.001	1.028	4.896	1.015
Std Dev	0.8000	1.400	1.400	2.800	1.500	2.100	0.9000
RSD %	78.4	135.1	139	279.7	145.9	42.9	88.7

	Mn	Mo	Na	Ni	Pb	Sb	Se
Conc Mean	1.009	1.002	5.042	1.029	1.033	1.035	1.016
Std Dev	0.9000	1.300	2.400	1.200	1.000	0.6000	0.2000
RSD %	89.2	129.7	47.6	116.6	96.8	58	19.7

	Sn	Ti	Tl	U	V	W	Zn
Conc Mean	1.008	0.9976	1.028		1.005	# -0.0004	1.003
Std Dev	1.200	2.500	0.7000		2.600	21.20	0.9000
RSD %	119	250.6	68.1		258.7	5300000	89.7

Lab Id: **I-CRDL** Measure Date: **8/4/2017 10:26:10 AM**

Client Id:

Matrix	Weight	Volume	Pct Solid	Dilution	Factor	Units
	1	1	100	1	1.000	ppm

	Ag	Al	As	B	Ba	Be	Ca
Conc Mean	0.0049	0.0529	0.0199	0.0488	0.0102	0.0047	0.0550
Std Dev	7.500	3.200	2.100	2.400	3.300	5.600	2.400
RSD %	153061.2	6049.1	10552.8	4918	32352.9	119148.9	4363.6

	Cd	Co	Cr	Cu	Fe	K	Mg
Conc Mean	0.0046	0.0044	0.0054	0.0055	0.0260	0.4874	0.0517
Std Dev	2.700	4.000	2.700	7.700	2.700	2.900	1.600
RSD %	58695.7	90909.1	50000	140000	10384.6	595	3094.8

	Mn	Mo	Na	Ni	Pb	Sb	Se
Conc Mean	0.0048	0.0492	0.4908	0.0050	0.0095	0.0263	0.0501
Std Dev	2.200	1.800	2.800	3.400	6.000	3.000	3.900
RSD %	45833.3	3658.5	570.5	68000	63157.9	11406.8	7784.4

	Sn	Ti	Tl	U	V	W	Zn
Conc Mean	0.0992	0.0494	0.0189		0.0108	# -0.0007	0.0102
Std Dev	1.700	2.800	1.400		9.200	3.800	2.300
RSD %	1713.7	5668	7407.4		85185.2	542857.1	22549

Lab Id: **ICB** Measure Date: **8/4/2017 10:32:44 AM**

Client Id:

Matrix	Weight	Volume	Pct Solid	Dilution	Factor	Units
	1	1	100	1	1.000	ppm

	Ag	Al	As	B	Ba	Be	Ca
Conc Mean	0.0004	# -0.0002	-0.0010	-0.0026	0.0000	-0.0003	-0.0017
Std Dev	167.2	197.4	30.50	7.500	100.0	19.60	57.30
RSD %	41800000	98700000	3050000	288461.5		6533333.3	3370588.2

	Cd	Co	Cr	Cu	Fe	K	Mg
Conc Mean	0.0000	-0.0008	-0.0001	0.0001	-0.0002	0.0027	-0.0003
Std Dev	36.40	25.00	108.2	296.2	64.50	19.70	1.200
RSD %		3125000	108200000	296200000	32250000	729629.6	400000

	Mn	Mo	Na	Ni	Pb	Sb	Se
Conc Mean	-0.0004	0.0000	0.0006	-0.0003	-0.0009	# -0.0009	-0.0005
Std Dev	6.300	264.9	48.30	86.30	43.10	117.4	160.6
RSD %	1575000		8050000	28766666.7	4788888.9	13044444.4	32120000

	Sn	Ti	Tl	U	V	W	Zn
Conc Mean	0.0006	-0.0001	-0.0006		-0.0001	# -0.0007	-0.0003
Std Dev	18.30	28.30	79.80		2427	2.600	17.00
RSD %	3050000	28300000	13300000		2427000000	371428.6	5666666.7

Lab Id: **I-ICSA** Measure Date: **8/4/2017 11:13:47 AM**

Client Id:

Matrix	Weight	Volume	Pct Solid	Dilution	Factor	Units
	1	1	100	1	1.000	ppm

	Ag	Al	As	B	Ba	Be	Ca
Conc Mean	0.0006	> 30.09	-0.0012	-0.0011	0.0004	-0.0002	> 150.0
Std Dev	57.10	3.100	19.60	48.00	18.20	10.70	2.900
RSD %	9516666.7	10.3	1633333.3	4363636.4	4550000	5350000	1.9

	Cd	Co	Cr	Cu	Fe	K	Mg
Conc Mean	0.0025	0.0003	-0.0001	0.0009	> 127.3	0.0021	> 76.04
Std Dev	5.900	144.7	172.9	43.20	0.6000	55.60	0.7000
RSD %	236000	48233333.3	172900000	4800000	0.5	2647619	0.9

	Mn	Mo	Na	Ni	Pb	Sb	Se
Conc Mean	-0.0014	-0.0023	24.74	-0.0006	# -0.0070	# -0.0109	# -0.0229
Std Dev	2.100	4.800	3.800	73.40	26.20	8.200	21.40
RSD %	150000	208695.7	15.4	12233333.3	374285.7	75229.4	93449.8

	Sn	Ti	Tl	U	V	W	Zn
Conc Mean	-0.0008	-0.0037	-0.0028		# -0.0086	# -0.0013	0.0120
Std Dev	23.30	3.000	10.00		8.200	8.500	1.700
RSD %	2912500	81081.1	357142.9		95348.8	653846.2	14166.7

Lab Id: **I-ICSAB** Measure Date: **8/4/2017 11:16:31 AM**

Client Id:

Matrix	Weight	Volume	Pct Solid	Dilution	Factor	Units
	1	1	100	1	1.000	ppm

	Ag	Al	As	B	Ba	Be	Ca
Conc Mean	0.2931	> 30.10	1.062	0.5152	0.3156	0.1025	> 149.5
Std Dev	0.6000	1.900	1.100	2.100	1.500	1.400	1.200
RSD %	204.7	6.3	103.6	407.6	475.3	1365.9	0.8

	Cd	Co	Cr	Cu	Fe	K	Mg
Conc Mean	0.2991	0.3009	0.3112	0.3181	> 126.5	22.17	> 75.64
Std Dev	1.400	1.800	0.9000	2.000	1.200	1.800	1.200
RSD %	468.1	598.2	289.2	628.7	0.9	8.1	1.6

	Mn	Mo	Na	Ni	Pb	Sb	Se
Conc Mean	0.2003	0.2967	24.80	0.2960	1.022	1.053	0.5096
Std Dev	1.700	1.100	4.500	1.400	1.000	1.500	0.8000
RSD %	848.7	370.7	18.1	473	97.8	142.5	157

	Sn	Ti	Tl	U	V	W	Zn
Conc Mean	-0.0010	1.030	1.008		0.2978	# -0.0012	0.3132
Std Dev	6.700	1.700	0.7000		2.500	2.100	1.500
RSD %	670000	165	69.4		839.5	175000	478.9

Lab Id: **CCV** Measure Date: **8/4/2017 11:43:50 AM**

Client Id:

Matrix	Weight	Volume	Pct Solid	Dilution	Factor	Units
	1	1	100	1	1.000	ppm

	Ag	Al	As	B	Ba	Be	Ca
Conc Mean	0.2573	1.009	1.042	1.008	1.064	1.017	1.017
Std Dev	2.200	0.6000	1.000	0.3000	0.5000	0.8000	1.200
RSD %	855	59.5	96	29.8	47	78.7	118

	Cd	Co	Cr	Cu	Fe	K	Mg
Conc Mean	1.026	1.046	1.021	1.025	1.042	5.005	1.020
Std Dev	0.2000	0.5000	0.5000	1.500	0.3000	1.200	1.700
RSD %	19.5	47.8	49	146.3	28.8	24	166.7

	Mn	Mo	Na	Ni	Pb	Sb	Se
Conc Mean	1.022	1.015	5.156	1.038	1.047	1.051	1.031
Std Dev	0.2000	0.6000	1.400	0.8000	0.8000	0.4000	0.3000
RSD %	19.6	59.1	27.2	77.1	76.4	38.1	29.1

	Sn	Ti	Tl	U	V	W	Zn
Conc Mean	1.020	1.017	1.039		1.024	# -0.0004	1.016
Std Dev	0.7000	0.5000	0.7000		1.700	8.700	0.1000
RSD %	68.6	49.2	67.4		166	2175000	9.8

Lab Id: **CCB** Measure Date: **8/4/2017 11:46:34 AM**

Client Id:

Matrix	Weight	Volume	Pct Solid	Dilution	Factor	Units
	1	1	100	1	1.000	ppm

	Ag	Al	As	B	Ba	Be	Ca
Conc Mean	-0.0006	# -0.0003	0.0004	-0.0033	0.0000	-0.0001	-0.0018
Std Dev	95.80	30.60	102.9	9.900	160.0	113.2	23.60
RSD %	15966666.7	10200000	25725000	300000		113200000	1311111.1

	Cd	Co	Cr	Cu	Fe	K	Mg
Conc Mean	0.0001	-0.0007	-0.0001	0.0003	0.0001	0.0036	-0.0003
Std Dev	42.30	6.000	21.40	116.3	382.1	35.20	3.300
RSD %	42300000	857142.9	21400000	38766666.7	382100000	977777.8	1100000

	Mn	Mo	Na	Ni	Pb	Sb	Se
Conc Mean	-0.0003	0.0010	0.0022	-0.0005	-0.0006	0.0012	-0.0001
Std Dev	11.30	23.60	12.90	55.60	44.80	51.30	1242
RSD %	3766666.7	2360000	586363.6	11120000	7466666.7	4275000	1242000000

	Sn	Ti	Tl	U	V	W	Zn
Conc Mean	0.0009	0.0014	-0.0003		-0.0004	# -0.0007	-0.0003
Std Dev	55.10	8.600	219.0		251.2	3.600	5.100
RSD %	6122222.2	614285.7	73000000		62800000	514285.7	1700000

Lab Id: **BY76293 - BLK** Measure Date: **8/4/2017 11:49:18 AM**

Client Id: **BB-2 - BLK**

Matrix	Weight	Volume	Pct Solid	Dilution	Factor	Units
396160-WQ-BLK	50	50	100	1	1.000	ppm

	Ag	Al	As	B	Ba	Be	Ca
Conc Mean	-0.0006	# 0.0009	-0.0005	-0.0017	0.0000	-0.0001	-0.0007
Std Dev	78.10	189.3	88.80	13.50	209.5	81.80	80.90
RSD %	13016666.7	21033333.3	17760000	794117.6		81800000	11557142.9

	Cd	Co	Cr	Cu	Fe	K	Mg
Conc Mean	0.0000	-0.0006	-0.0001	0.0011	0.0041	0.0036	0.0015
Std Dev	340.0	4.900	165.8	6.700	9.100	10.80	2.600
RSD %		816666.7	165800000	609090.9	221951.2	300000	173333.3

	Mn	Mo	Na	Ni	Pb	Sb	Se
Conc Mean	-0.0003	0.0006	0.0033	-0.0007	-0.0006	0.0023	0.0002
Std Dev	4.400	5.800	4.100	6.200	7.500	34.70	210.7
RSD %	1466666.7	966666.7	124242.4	885714.3	1250000	1508695.7	105350000

	Sn	Ti	Tl	U	V	W	Zn
Conc Mean	0.0012	0.0010	-0.0010		0.0012	# -0.0006	-0.0002
Std Dev	24.70	11.30	21.30		38.40	3.500	2.600
RSD %	2058333.3	1130000	2130000		3200000	583333.3	1300000

Lab Id: **BY76293 - LCS** Measure Date: **8/4/2017 11:52:02 AM**

Client Id: **BB-2 - LCS**

Matrix	Weight	Volume	Pct Solid	Dilution	Factor	Units
396160-WQ-SPK	50	50	100	1	1.000	ppm

	Ag	Al	As	B	Ba	Be	Ca
Conc Mean	0.2431	0.9767	1.935	0.9730	1.051	0.9968	0.9897
Std Dev	3.100	1.600	0.9000	1.200	1.700	1.400	1.900
RSD %	1275.2	163.8	46.5	123.3	161.8	140.4	192

	Cd	Co	Cr	Cu	Fe	K	Mg
Conc Mean	0.9858	1.015	0.9910	1.017	1.016	4.961	1.002
Std Dev	1.300	1.100	0.9000	2.100	1.000	2.100	1.500
RSD %	131.9	108.4	90.8	206.5	98.4	42.3	149.7

	Mn	Mo	Na	Ni	Pb	Sb	Se
Conc Mean	1.005	0.9630	1.061	1.005	1.961	> 2.002	0.9438
Std Dev	1.100	1.100	2.200	1.100	1.000	1.100	1.300
RSD %	109.5	114.2	207.4	109.5	51	54.9	137.7

	Sn	Ti	Tl	U	V	W	Zn
Conc Mean	> 5.076	1.015	> 4.944		0.9902	# -0.0004	0.9771
Std Dev	0.9000	2.200	0.9000		2.600	11.70	1.000
RSD %	17.7	216.7	18.2		262.6	2925000	102.3

Lab Id: **BY76293** Measure Date: **8/4/2017 11:54:46 AM**

Client Id: **BB-2**

Matrix	Weight	Volume	Pct Solid	Dilution	Factor	Units
396160-WS-S09	50	50	100	1	1.000	ppm

	Ag	Al	As	B	Ba	Be	Ca
Conc Mean	-0.0006	# -0.0306	0.0178	0.3154	0.1079	0.0001	131.7
Std Dev	128.3	76.30	6.900	0.3000	1.700	37.10	1.500
RSD %	21383333.3	249346.4	38764	95.1	1575.5	37100000	1.1

	Cd	Co	Cr	Cu	Fe	K	Mg
Conc Mean	0.0001	0.0041	0.0020	0.0028	2.871	17.96	28.52
Std Dev	26.90	5.100	4.900	4.600	0.3000	1.700	0.6000
RSD %	26900000	124390.2	245000	164285.7	10.4	9.5	2.1

	Mn	Mo	Na	Ni	Pb	Sb	Se
Conc Mean	0.4699	0.0060	23.81	0.0093	0.0021	0.0042	0.0005
Std Dev	1.000	2.900	2.400	4.500	73.70	30.90	76.40
RSD %	212.8	48333.3	10.1	48387.1	3509523.8	735714.3	15280000

	Sn	Ti	Tl	U	V	W	Zn
Conc Mean	-0.0029	0.0000	-0.0007		0.0010	# -0.0009	0.0500
Std Dev	11.00	744.4	85.10		34.50	10.20	1.200
RSD %	379310.3		12157142.9		3450000	1133333.3	2400

Lab Id: **BY76293 - DUP** Measure Date: **8/4/2017 11:57:30 AM**

Client Id: **BB-2 - DUP**

Matrix	Weight	Volume	Pct Solid	Dilution	Factor	Units
396160-WQ-DUP	50	50	100	1	1.000	ppm

	Ag	Al	As	B	Ba	Be	Ca
Conc Mean	-0.0001	# -0.0334	0.0160	0.3070	0.1051	0.0000	127.7
Std Dev	435.6	32.70	7.700	0.7000	1.600	492.9	1.200
RSD %	435600000	97904.2	48125	228	1522.4		0.9

	Cd	Co	Cr	Cu	Fe	K	Mg
Conc Mean	0.0000	0.0041	0.0019	0.0018	2.798	17.71	27.69
Std Dev	51.20	2.800	4.300	47.70	0.6000	1.300	0.4000
RSD %		68292.7	226315.8	2650000	21.4	7.3	1.4

	Mn	Mo	Na	Ni	Pb	Sb	Se
Conc Mean	0.4560	0.0057	23.48	0.0091	0.0023	0.0032	0.0003
Std Dev	0.1000	3.700	2.600	4.400	66.20	10.30	191.6
RSD %	21.9	64912.3	11.1	48351.6	2878260.9	321875	63866666.7

	Sn	Ti	Tl	U	V	W	Zn
Conc Mean	-0.0051	-0.0010	-0.0003		0.0012	# -0.0009	0.0485
Std Dev	4.600	9.000	84.60		31.00	15.80	1.000
RSD %	90196.1	900000	28200000		2583333.3	1755555.6	2061.9

Lab Id: **BY76293 - MS** Measure Date: **8/4/2017 12:00:13 PM**

Client Id: **BB-2 - MS**

Matrix	Weight	Volume	Pct Solid	Dilution	Factor	Units
396160-WQ-MSX	50	50	100	1	1.000	ppm

	Ag	Al	As	B	Ba	Be	Ca
Conc Mean	0.2575	1.081	> 2.084	1.358	1.190	1.029	131.1
Std Dev	1.500	3.200	0.7000	0.2000	0.9000	1.100	0.9000
RSD %	582.5	296	33.6	14.7	75.6	106.9	0.7

	Cd	Co	Cr	Cu	Fe	K	Mg
Conc Mean	1.002	1.039	1.028	1.066	4.008	22.64	29.03
Std Dev	0.7000	0.4000	0.4000	0.8000	1.900	1.100	0.5000
RSD %	69.9	38.5	38.9	75	47.4	4.9	1.7

	Mn	Mo	Na	Ni	Pb	Sb	Se
Conc Mean	1.512	1.022	24.95	1.025	> 2.016	> 2.090	0.9937
Std Dev	0.9000	0.2000	2.700	0.3000	0.6000	0.3000	1.200
RSD %	59.5	19.6	10.8	29.3	29.8	14.4	120.8

	Sn	Ti	Tl	U	V	W	Zn
Conc Mean	> 5.298	1.047	> 5.112		1.039	# -0.0003	1.064
Std Dev	0.3000	1.300	0.5000		0.8000	14.20	1.000
RSD %	5.7	124.2	9.8		77	4733333.3	94

Lab Id: **BY76294** Measure Date: **8/4/2017 12:02:56 PM**

Client Id: **BB-2 DUP**

Matrix	Weight	Volume	Pct Solid	Dilution	Factor	Units
396160-WS-S10	50	50	100	1	1.000	ppm

	Ag	Al	As	B	Ba	Be	Ca
Conc Mean	0.0006	0.0571	0.0169	0.3206	0.1101	0.0000	135.3
Std Dev	91.70	21.70	5.300	0.6000	1.400	87.50	1.400
RSD %	15283333.3	38003.5	31360.9	187.1	1271.6		1

	Cd	Co	Cr	Cu	Fe	K	Mg
Conc Mean	0.0001	0.0044	0.0021	0.0029	2.941	18.40	28.83
Std Dev	17.80	0.7000	0.6000	6.000	0.8000	1.800	0.7000
RSD %	17800000	15909.1	28571.4	206896.6	27.2	9.8	2.4

	Mn	Mo	Na	Ni	Pb	Sb	Se
Conc Mean	0.4801	0.0062	24.12	0.0095	0.0008	0.0037	0.0005
Std Dev	1.200	4.900	4.400	1.500	53.10	5.000	29.20
RSD %	249.9	79032.3	18.2	15789.5	6637500	135135.1	5840000

	Sn	Ti	Tl	U	V	W	Zn
Conc Mean	-0.0039	-0.0004	-0.0008		0.0016	# -0.0009	0.0518
Std Dev	8.300	21.70	56.40		19.60	11.00	0.5000
RSD %	212820.5	5425000	7050000		1225000	1222222.2	965.3

Lab Id: **CCV** Measure Date: **8/4/2017 12:05:40 PM**

Client Id:

Matrix	Weight	Volume	Pct Solid	Dilution	Factor	Units
	1	1	100	1	1.000	ppm

	Ag	Al	As	B	Ba	Be	Ca
Conc Mean	0.2552	1.006	1.044	1.003	1.058	1.004	1.025
Std Dev	4.300	2.100	0.4000	0.8000	2.200	1.900	1.900
RSD %	1685	208.7	38.3	79.8	207.9	189.2	185.4

	Cd	Co	Cr	Cu	Fe	K	Mg
Conc Mean	1.023	1.043	1.019	1.015	1.035	4.927	1.021
Std Dev	1.100	0.8000	0.7000	2.200	1.000	0.6000	0.8000
RSD %	107.5	76.7	68.7	216.7	96.6	12.2	78.4

	Mn	Mo	Na	Ni	Pb	Sb	Se
Conc Mean	1.018	1.005	5.068	1.034	1.044	1.045	1.032
Std Dev	1.100	1.000	0.8000	1.200	0.9000	0.6000	1.000
RSD %	108.1	99.5	15.8	116.1	86.2	57.4	96.9

	Sn	Ti	Tl	U	V	W	Zn
Conc Mean	1.021	1.012	1.046		1.028	# -0.0004	1.010
Std Dev	0.9000	2.200	0.6000		2.200	6.900	1.000
RSD %	88.1	217.4	57.4		214	1725000	99

Lab Id: **CCB** Measure Date: **8/4/2017 12:08:25 PM**

Client Id:

Matrix	Weight	Volume	Pct Solid	Dilution	Factor	Units
	1	1	100	1	1.000	ppm

	Ag	Al	As	B	Ba	Be	Ca
Conc Mean	-0.0001	# 0.0001	0.0000	-0.0032	0.0001	-0.0002	0.0010
Std Dev	507.6	811.3	877.4	14.20	107.9	7.200	64.30
RSD %	507600000	811300000		443750	107900000	3600000	6430000

	Cd	Co	Cr	Cu	Fe	K	Mg
Conc Mean	0.0000	-0.0006	-0.0001	0.0005	0.0006	0.0090	-0.0001
Std Dev	61.50	16.50	168.8	77.70	11.30	2.900	63.90
RSD %		2750000	168800000	15540000	1883333.3	32222.2	63900000

	Mn	Mo	Na	Ni	Pb	Sb	Se
Conc Mean	-0.0001	0.0011	0.0141	-0.0006	-0.0008	0.0011	0.0013
Std Dev	23.70	23.20	1.800	36.40	33.60	46.50	60.20
RSD %	23700000	2109090.9	12766	6066666.7	4200000	4227272.7	4630769.2

	Sn	Ti	Tl	U	V	W	Zn
Conc Mean	0.0006	0.0015	-0.0007		0.0005	# -0.0007	-0.0002
Std Dev	44.20	8.100	20.80		207.7	1.700	13.50
RSD %	7366666.7	540000	2971428.6		41540000	242857.1	6750000

Lab Id: **BY76296** Measure Date: **8/4/2017 12:11:08 PM**

Client Id: **MW-6**

Matrix	Weight	Volume	Pct Solid	Dilution	Factor	Units
396160-WS-S11	50	50	100	1	1.000	ppm

	Ag	Al	As	B	Ba	Be	Ca
Conc Mean	-0.0008	> 58.51	0.0240	0.1417	0.9639	0.0029	> 379.3
Std Dev	89.80	2.400	11.80	0.8000	2.000	2.100	1.900
RSD %	11225000	4.1	49166.7	564.6	207.5	72413.8	0.5

	Cd	Co	Cr	Cu	Fe	K	Mg
Conc Mean	0.0029	0.0357	0.1852	0.1346	89.37	25.04	62.55
Std Dev	1.800	0.8000	0.5000	3.800	0.7000	0.8000	0.8000
RSD %	62069	2240.9	270	2823.2	0.8	3.2	1.3

	Mn	Mo	Na	Ni	Pb	Sb	Se
Conc Mean	> 2.200	0.0091	> 115.1	0.0651	1.400	# -0.0027	-0.0141
Std Dev	0.7000	3.000	1.400	0.3000	0.2000	184.1	29.40
RSD %	31.8	32967	1.2	460.8	14.3	6818518.5	208510.6

	Sn	Ti	Tl	U	V	W	Zn
Conc Mean	0.0071	> 2.190	# -0.0138		0.1165	# 0.0001	0.3600
Std Dev	9.700	1.600	9.800		3.000	102.3	0.4000
RSD %	136619.7	73.1	71014.5		2575.1	102300000	111.1

Lab Id: **BY76297** Measure Date: **8/4/2017 12:13:51 PM**

Client Id: **NE-1**

Matrix	Weight	Volume	Pct Solid	Dilution	Factor	Units
396160-WS-S12	50	50	100	1	1.000	ppm

	Ag	Al	As	B	Ba	Be	Ca
Conc Mean	-0.0004	> 130.2	0.0268	0.0448	0.9991	0.0076	96.51
Std Dev	204.7	1.600	6.900	1.800	1.700	3.200	1.200
RSD %	51175000	1.2	25746.3	4017.9	170.2	42105.3	1.2

	Cd	Co	Cr	Cu	Fe	K	Mg
Conc Mean	0.0064	0.0828	0.3196	0.2306	> 205.8	31.74	47.33
Std Dev	1.300	1.300	1.000	3.500	0.5000	1.400	0.7000
RSD %	20312.5	1570	312.9	1517.8	0.2	4.4	1.5

	Mn	Mo	Na	Ni	Pb	Sb	Se
Conc Mean	> 2.815	0.0022	> 99.87	0.1090	0.0315	# -0.0179	# -0.0314
Std Dev	0.9000	5.100	2.500	1.400	7.700	16.40	3.600
RSD %	32	231818.2	2.5	1284.4	24444.4	91620.1	11465

	Sn	Ti	Tl	U	V	W	Zn
Conc Mean	0.0103	> 6.988	# -0.0414		0.2849	# -0.0014	0.5221
Std Dev	10.70	1.400	6.100		4.400	7.000	0.7000
RSD %	103883.5	20	14734.3		1544.4	500000	134.1

Lab Id: **BY76299** Measure Date: **8/4/2017 12:16:34 PM**

Client Id: **NW-1**

Matrix	Weight	Volume	Pct Solid	Dilution	Factor	Units
396160-WS-S13	50	50	100	100	100.0	ppm

	Ag	Al	As	B	Ba	Be	Ca
Conc Mean	-0.0305	7.739	-0.0368	-0.1926	0.1122	-0.0203	76.23
Std Dev	109.6	4.300	110.5	13.80	2.900	30.20	2.200
RSD %	359344.3	55.6	300271.7	7165.1	2584.7	148768.5	2.9

	Cd	Co	Cr	Cu	Fe	K	Mg
Conc Mean	-0.0008	-0.0480	0.0111	0.0183	16.04	22.08	19.87
Std Dev	39.40	26.50	72.70	117.2	2.900	2.500	0.5000
RSD %	4925000	55208.3	654955	640437.2	18.1	11.3	2.5

	Mn	Mo	Na	Ni	Pb	Sb	Se
Conc Mean	0.8117	0.0213	510.4	-0.0236	-0.0505	# 0.0151	-0.0277
Std Dev	1.400	22.40	1.900	50.80	84.30	627.9	122.9
RSD %	172.5	105164.3	0.4	215254.2	166930.7	4158278.1	443682.3

	Sn	Ti	Tl	U	V	W	Zn
Conc Mean	-0.0448	0.5988	-0.0907		0.0550	# -0.0753	0.1192
Std Dev	25.10	3.100	55.10		92.90	4.100	6.200
RSD %	56026.8	517.7	60749.7		168909.1	5444.9	5201.3

Lab Id: **BY76296** Measure Date: **8/4/2017 12:22:01 PM**

Client Id: **MW-6**

Matrix	Weight	Volume	Pct Solid	Dilution	Factor	Units
396160-WS-S01	50	50	100	10	10.00	ppm

	Ag	Al	As	B	Ba	Be	Ca
Conc Mean	-0.0026	52.69	0.0171	0.1156	0.9336	0.0009	386.6
Std Dev	128.0	2.200	26.10	2.300	1.700	67.40	1.000
RSD %	4923076.9	4.2	152631.6	1989.6	182.1	7488888.9	0.3

	Cd	Co	Cr	Cu	Fe	K	Mg
Conc Mean	0.0034	0.0331	0.1633	0.1267	91.19	20.31	61.05
Std Dev	5.600	5.000	1.200	0.6000	1.300	2.600	1.300
RSD %	164705.9	15105.7	734.8	473.6	1.4	12.8	2.1

	Mn	Mo	Na	Ni	Pb	Sb	Se
Conc Mean	2.215	0.0106	97.85	0.0651	1.460	# -0.0067	-0.0109
Std Dev	1.300	6.100	1.200	4.900	1.300	58.20	99.70
RSD %	58.7	57547.2	1.2	7526.9	89	868656.7	914678.9

	Sn	Ti	Tl	U	V	W	Zn
Conc Mean	0.0036	2.137	0.0123		0.1174	# -0.0082	0.4313
Std Dev	37.30	1.600	78.20		7.300	12.10	0.6000
RSD %	1036111.1	74.9	635772.4		6218.1	147561	139.1

Lab Id: **BY76297** Measure Date: **8/4/2017 12:24:45 PM**

Client Id: **NE-1**

Matrix	Weight	Volume	Pct Solid	Dilution	Factor	Units
396160-WS-S01	50	50	100	10	10.00	ppm

	Ag	Al	As	B	Ba	Be	Ca
Conc Mean	-0.0021	123.2	0.0372	0.0193	0.9810	0.0055	98.05
Std Dev	285.8	2.300	19.90	34.00	1.600	24.00	1.900
RSD %	13609523.8	1.9	53494.6	176165.8	163.1	436363.6	1.9

	Cd	Co	Cr	Cu	Fe	K	Mg
Conc Mean	0.0028	0.0820	0.3089	0.2179	211.8	27.35	46.89
Std Dev	18.30	2.900	1.500	1.800	1.500	1.600	1.300
RSD %	653571.4	3536.6	485.6	826.1	0.7	5.9	2.8

	Mn	Mo	Na	Ni	Pb	Sb	Se
Conc Mean	2.860	0.0122	91.85	0.1117	-0.0055	# -0.0188	0.0497
Std Dev	1.500	22.00	3.600	3.300	199.5	54.30	30.10
RSD %	52.4	180327.9	3.9	2954.3	3627272.7	288829.8	60563.4

	Sn	Ti	Tl	U	V	W	Zn
Conc Mean	-0.0263	7.183	-0.0721		0.2837	# -0.0075	0.5346
Std Dev	29.70	2.100	10.30		4.400	12.20	0.7000
RSD %	112927.8	29.2	14285.7		1550.9	162666.7	130.9

Lab Id: **BY76299** Measure Date: **8/4/2017 12:27:28 PM**

Client Id: **NW-1**

Matrix	Weight	Volume	Pct Solid	Dilution	Factor	Units
396160-WS-S01	50	50	100	1	1.000	ppm

	Ag	Al	As	B	Ba	Be	Ca
Conc Mean	-0.0001	6.836	0.0034	0.2470	0.1047	0.0005	71.39
Std Dev	483.7	2.000	42.90	0.6000	1.000	10.00	1.300
RSD %	483700000	29.3	1261764.7	242.9	955.1	2000000	1.8

	Cd	Co	Cr	Cu	Fe	K	Mg
Conc Mean	-0.0002	0.0022	0.0105	0.0087	13.92	27.64	17.84
Std Dev	46.30	3.300	1.700	10.40	0.3000	2.400	0.2000
RSD %	23150000	150000	16190.5	119540.2	2.2	8.7	1.1

	Mn	Mo	Na	Ni	Pb	Sb	Se
Conc Mean	0.7536	0.0017	> 599.4	0.0066	0.0027	0.0005	0.0016
Std Dev	0.4000	2.900	2.000	4.600	40.80	30.60	63.60
RSD %	53.1	170588.2	0.3	69697	1511111.1	6120000	3975000

	Sn	Ti	Tl	U	V	W	Zn
Conc Mean	0.0012	0.2347	# -0.0112		0.0162	# -0.0008	0.0334
Std Dev	59.80	1.100	18.30		8.300	12.30	0.5000
RSD %	4983333.3	468.7	163392.9		51234.6	1537500	1497

Lab Id: **CCV** Measure Date: **8/4/2017 12:51:59 PM**

Client Id:

Matrix	Weight	Volume	Pct Solid	Dilution	Factor	Units
	1	1	100	1	1.000	ppm

	Ag	Al	As	B	Ba	Be	Ca
Conc Mean	0.2526	0.9981	1.036	0.9982	1.051	1.012	1.047
Std Dev	3.500	2.600	0.8000	0.7000	1.900	2.300	2.500
RSD %	1385.6	260.5	77.2	70.1	180.8	227.3	238.8

	Cd	Co	Cr	Cu	Fe	K	Mg
Conc Mean	1.038	1.044	1.017	1.018	1.036	4.900	1.019
Std Dev	0.9000	0.7000	0.5000	2.900	0.8000	0.1000	1.000
RSD %	86.7	67	49.2	284.9	77.2	2	98.1

	Mn	Mo	Na	Ni	Pb	Sb	Se
Conc Mean	1.028	1.010	5.273	1.036	1.040	1.034	1.016
Std Dev	0.9000	0.5000	0.5000	0.5000	0.9000	0.8000	1.200
RSD %	87.5	49.5	9.5	48.3	86.5	77.4	118.1

	Sn	Ti	Tl	U	V	W	Zn
Conc Mean	1.023	1.007	1.029		1.022	# -0.0004	1.020
Std Dev	0.4000	2.300	0.4000		3.300	4.200	0.8000
RSD %	39.1	228.4	38.9		322.9	1050000	78.4

Lab Id: **CCB** Measure Date: **8/4/2017 12:54:43 PM**

Client Id:

Matrix	Weight	Volume	Pct Solid	Dilution	Factor	Units
	1	1	100	1	1.000	ppm

	Ag	Al	As	B	Ba	Be	Ca
Conc Mean	-0.0008	# 0.0005	0.0001	-0.0026	0	-0.0002	0.0021
Std Dev	65.60	187.0	1787	10.80	1550	16.40	29.30
RSD %	8200000	37400000	1787000000	415384.6		8200000	1395238.1

	Cd	Co	Cr	Cu	Fe	K	Mg
Conc Mean	0.0000	-0.0008	-0.0001	0.0002	0.0010	0.0053	-0.0001
Std Dev	153.8	8.800	81.00	278.5	16.60	14.40	25.00
RSD %		1100000	81000000	139250000	1660000	271698.1	25000000

	Mn	Mo	Na	Ni	Pb	Sb	Se
Conc Mean	-0.0002	0.0009	> 0.1013	-0.0008	-0.0009	# -0.0001	0.0001
Std Dev	30.90	18.40	2.800	21.40	22.10	152.2	702.4
RSD %	15450000	2044444.4	2764.1	2675000	2455555.6	152200000	702400000

	Sn	Ti	Tl	U	V	W	Zn
Conc Mean	0.0016	0.0016	-0.0005		0.0001	# -0.0008	-0.0003
Std Dev	9.600	6.700	105.4		233.3	2.000	4.300
RSD %	600000	418750	21080000		233300000	250000	1433333.3

Lab Id: **CRDL** Measure Date: **8/4/2017 2:51:50 PM**

Client Id:

Matrix	Weight	Volume	Pct Solid	Dilution	Factor	Units
WM	1	1	100	1	1.000	ppm

	Ag	Al	As	B	Ba	Be	Ca
Conc Mean	0.0043	0.0509	0.0204	0.0466	0.0101	0.0048	0.0591
Std Dev	4.800	5.800	3.200	2.800	4.700	7.800	6.100
RSD %	111627.9	11394.9	15686.3	6008.6	46534.7	162500	10321.5

	Cd	Co	Cr	Cu	Fe	K	Mg
Conc Mean	0.0048	0.0047	0.0058	0.0046	0.0268	0.4566	0.0547
Std Dev	1.900	4.000	2.500	22.60	2.100	2.300	2.300
RSD %	39583.3	85106.4	43103.4	491304.3	7835.8	503.7	4204.8

	Mn	Mo	Na	Ni	Pb	Sb	Se
Conc Mean	0.0051	0.0499	0.4749	0.0051	0.0087	0.0266	0.0506
Std Dev	2.400	1.500	2.900	6.800	5.700	1.800	0.9000
RSD %	47058.8	3006	610.7	133333.3	65517.2	6766.9	1778.7

	Sn	Ti	Tl	U	V	W	Zn
Conc Mean	0.0999	0.0497	0.0201		0.0117	# -0.0007	0.0106
Std Dev	2.900	4.400	3.000		6.200	3.800	3.300
RSD %	2902.9	8853.1	14925.4		52991.5	542857.1	31132.1

Lab Id: **ICSA** Measure Date: **8/4/2017 2:54:33 PM**

Client Id:

Matrix	Weight	Volume	Pct Solid	Dilution	Factor	Units
WM	1	1	100	1	1.000	ppm

	Ag	Al	As	B	Ba	Be	Ca
Conc Mean	0.0002	> 29.96	-0.0014	-0.0035	0.0003	-0.0002	> 151.9
Std Dev	89.90	3.100	5.700	18.90	10.10	7.300	2.900
RSD %	44950000	10.3	407142.9	540000	3366666.7	3650000	1.9

	Cd	Co	Cr	Cu	Fe	K	Mg
Conc Mean	0.0024	0.0004	-0.0003	0.0001	> 128.8	-0.0004	> 76.54
Std Dev	2.300	34.50	71.50	443.9	1.000	162.1	1.100
RSD %	95833.3	8625000	23833333.3	443900000	0.8	40525000	1.4

	Mn	Mo	Na	Ni	Pb	Sb	Se
Conc Mean	-0.0012	-0.0024	24.02	-0.0004	# -0.0061	# -0.0105	-0.0225
Std Dev	3.400	9.100	4.600	4.100	35.00	34.90	9.000
RSD %	283333.3	379166.7	19.2	1025000	573770.5	332381	40000

	Sn	Ti	Tl	U	V	W	Zn
Conc Mean	-0.0005	-0.0035	-0.0027		# -0.0090	# -0.0013	0.0116
Std Dev	57.10	3.900	32.30		5.200	6.900	1.200
RSD %	11420000	111428.6	1196296.3		57777.8	530769.2	10344.8

Lab Id: **ICSAB** Measure Date: **8/4/2017 2:57:17 PM**

Client Id:

Matrix	Weight	Volume	Pct Solid	Dilution	Factor	Units
WM	1	1	100	1	1.000	ppm

	Ag	Al	As	B	Ba	Be	Ca
Conc Mean	0.3099	> 30.32	1.079	0.5150	0.3174	0.1047	> 153.9
Std Dev	11.00	2.500	0.3000	1.400	2.000	1.700	1.600
RSD %	3549.5	8.2	27.8	271.8	630.1	1623.7	1

	Cd	Co	Cr	Cu	Fe	K	Mg
Conc Mean	0.3062	0.3057	0.3167	0.3162	> 128.7	21.39	> 76.69
Std Dev	1.200	1.400	0.9000	3.300	1.500	1.600	1.600
RSD %	391.9	458	284.2	1043.6	1.2	7.5	2.1

	Mn	Mo	Na	Ni	Pb	Sb	Se
Conc Mean	0.2024	0.3023	24.13	0.3001	1.042	1.061	0.5157
Std Dev	1.500	1.400	3.400	1.600	1.100	0.6000	0.7000
RSD %	741.1	463.1	14.1	533.2	105.6	56.6	135.7

	Sn	Ti	Tl	U	V	W	Zn
Conc Mean	0.0025	1.048	1.021		0.3024	# -0.0013	0.3158
Std Dev	9.600	2.300	0.9000		4.200	9.300	1.900
RSD %	384000	219.5	88.1		1388.9	715384.6	601.6

Lab Id: **CRDL** Measure Date: **8/4/2017 9:27:06 PM**

Client Id:

Matrix	Weight	Volume	Pct Solid	Dilution	Factor	Units
	1	1	100	1	1.000	ppm

	Ag	Al	As	B	Ba	Be	Ca
Conc Mean	0.0052	0.0558	0.0210	0.0473	0.0105	0.0050	0.0608
Std Dev	12.80	2.600	1.300	0.6000	2.600	1.700	4.900
RSD %	246153.8	4659.5	6190.5	1268.5	24761.9	34000	8059.2

	Cd	Co	Cr	Cu	Fe	K	Mg
Conc Mean	0.0048	0.0045	0.0059	0.0055	0.0268	0.4798	0.0562
Std Dev	3.300	0.9000	1.700	4.200	0.8000	1.600	0.4000
RSD %	68750	20000	28813.6	76363.6	2985.1	333.5	711.7

	Mn	Mo	Na	Ni	Pb	Sb	Se
Conc Mean	0.0052	0.0513	0.4893	0.0051	0.0098	0.0287	0.0516
Std Dev	1.400	2.300	2.000	3.500	5.200	3.400	1.800
RSD %	26923.1	4483.4	408.7	68627.5	53061.2	11846.7	3488.4

	Sn	Ti	Tl	U	V	W	Zn
Conc Mean	0.1017	0.0515	0.0202		0.0112	# -0.0008	0.0109
Std Dev	1.300	2.200	0.7000		7.800	1.100	1.600
RSD %	1278.3	4271.8	3465.3		69642.9	137500	14678.9

Lab Id: **ICSA** Measure Date: **8/4/2017 9:32:33 PM**

Client Id:

Matrix	Weight	Volume	Pct Solid	Dilution	Factor	Units
	1	1	100	1	1.000	ppm

	Ag	Al	As	B	Ba	Be	Ca
Conc Mean	0.0008	> 30.86	-0.0007	-0.0040	0.0004	-0.0001	> 155.0
Std Dev	26.80	2.800	31.10	16.80	14.00	17.40	2.600
RSD %	3350000	9.1	4442857.1	420000	3500000	17400000	1.7

	Cd	Co	Cr	Cu	Fe	K	Mg
Conc Mean	0.0026	0.0002	-0.0003	0.0010	> 131.8	0.0109	> 78.60
Std Dev	1.300	93.90	102.9	53.80	0.5000	0.4000	0.2000
RSD %	50000	46950000	34300000	5380000	0.4	3669.7	0.3

	Mn	Mo	Na	Ni	Pb	Sb	Se
Conc Mean	-0.0010	-0.0025	24.94	-0.0003	-0.0042	# -0.0095	# -0.0212
Std Dev	4.100	14.40	4.000	31.10	15.60	16.80	7.000
RSD %	410000	576000	16	10366666.7	371428.6	176842.1	33018.9

	Sn	Ti	Tl	U	V	W	Zn
Conc Mean	0.0001	-0.0035	-0.0028		# -0.0084	# -0.0014	0.0134
Std Dev	111.1	5.700	30.90		22.00	5.900	0.9000
RSD %	111100000	162857.1	1103571.4		261904.8	421428.6	6716.4

Lab Id: **ICSAB** Measure Date: **8/4/2017 9:35:16 PM**

Client Id:

Matrix	Weight	Volume	Pct Solid	Dilution	Factor	Units
	1	1	100	1	1.000	ppm

	Ag	Al	As	B	Ba	Be	Ca
Conc Mean	0.2982	> 31.26	1.091	0.5295	0.3267	0.1065	> 156.4
Std Dev	7.300	2.600	0.4000	0.7000	2.000	2.100	2.400
RSD %	2448	8.3	36.7	132.2	612.2	1971.8	1.5

	Cd	Co	Cr	Cu	Fe	K	Mg
Conc Mean	0.3128	0.3144	0.3215	0.3281	> 132.0	22.74	> 78.88
Std Dev	0.6000	0.5000	0.9000	3.500	0.5000	2.400	0.1000
RSD %	191.8	159	279.9	1066.7	0.4	10.6	0.1

	Mn	Mo	Na	Ni	Pb	Sb	Se
Conc Mean	0.2084	0.3085	25.27	0.3088	1.050	1.077	0.5249
Std Dev	0.5000	0.7000	4.800	1.200	0.5000	0.2000	1.400
RSD %	239.9	226.9	19	388.6	47.6	18.6	266.7

	Sn	Ti	Tl	U	V	W	Zn
Conc Mean	0.0000	1.071	1.035		0.3110	# -0.0013	0.3278
Std Dev	2027	2.500	0.3000		3.800	2.300	0.9000
RSD %		233.4	29		1221.9	176923.1	274.6

Lab Id: **CCV** Measure Date: **8/5/2017 12:23:49 AM**

Client Id:

Matrix	Weight	Volume	Pct Solid	Dilution	Factor	Units
	1	1	100	1	1.000	ppm

	Ag	Al	As	B	Ba	Be	Ca
Conc Mean	0.2639	1.053	1.079	1.039	1.104	1.050	1.069
Std Dev	4.900	2.400	1.000	1.200	2.300	1.900	3.300
RSD %	1856.8	227.9	92.7	115.5	208.3	181	308.7

	Cd	Co	Cr	Cu	Fe	K	Mg
Conc Mean	1.079	1.094	1.065	1.048	1.082	4.860	1.062
Std Dev	1.200	1.200	1.400	3.500	1.200	0.9000	1.000
RSD %	111.2	109.7	131.5	334	110.9	18.5	94.2

	Mn	Mo	Na	Ni	Pb	Sb	Se
Conc Mean	1.062	1.059	5.213	1.087	1.093	1.084	1.060
Std Dev	1.200	1.300	1.300	1.200	1.500	1.000	1.500
RSD %	113	122.8	24.9	110.4	137.2	92.3	141.5

	Sn	Ti	Tl	U	V	W	Zn
Conc Mean	1.064	1.062	1.080		1.060	# -0.0003	1.056
Std Dev	1.100	2.600	1.700		3.700	10.30	1.200
RSD %	103.4	244.8	157.4		349.1	3433333.3	113.6

Lab Id: **CCB** Measure Date: **8/5/2017 12:26:32 AM**

Client Id:

Matrix	Weight	Volume	Pct Solid	Dilution	Factor	Units
	1	1	100	1	1.000	ppm

	Ag	Al	As	B	Ba	Be	Ca
Conc Mean	-0.0008	# 0.0007	-0.0006	-0.0054	0.0000	0.0000	0.0012
Std Dev	48.40	68.10	46.80	7.100	115.4	900.0	110.8
RSD %	6050000	9728571.4	7800000	131481.5			9233333.3

	Cd	Co	Cr	Cu	Fe	K	Mg
Conc Mean	0.0000	-0.0005	-0.0001	0.0003	0.0000	0.0048	-0.0001
Std Dev	51.30	7.900	106.5	127.8	1229	7.500	1.600
RSD %		1580000	106500000	42600000		156250	1600000

	Mn	Mo	Na	Ni	Pb	Sb	Se
Conc Mean	-0.0001	0.0009	> 0.1759	-0.0005	-0.0012	# -0.0002	0.0002
Std Dev	33.70	12.50	1.900	8.500	49.40	476.5	657.7
RSD %	33700000	1388888.9	1080.2	1700000	4116666.7	238250000	328850000

	Sn	Ti	Tl	U	V	W	Zn
Conc Mean	0.0003	0.0012	-0.0010		-0.0003	# -0.0007	-0.0002
Std Dev	58.90	18.70	42.60		104.9	0.7000	4.100
RSD %	19633333.3	1558333.3	4260000		34966666.7	100000	2050000

Lab Id: **BY77634 - BLK** Measure Date: **8/5/2017 12:50:59 AM**
Client Id: **BY77634 - BLK**

Matrix	Weight	Volume	Pct Solid	Dilution	Factor	Units
396353-WQ-BLK	50	50	100	1	1.000	ppm

	Ag	Al	As	B	Ba	Be	Ca
Conc Mean	-0.0004	0.0028	-0.0007	-0.0054	0.0000	-0.0001	0.0024
Std Dev	41.90	10.40	41.90	3.100	100.0	17.70	37.10
RSD %	10475000	371428.6	5985714.3	57407.4		17700000	1545833.3

	Cd	Co	Cr	Cu	Fe	K	Mg
Conc Mean	0.0000	-0.0007	-0.0001	-0.0003	0.0015	0.0293	0.0037
Std Dev	50.00	30.40	67.20	237.5	12.40	5.200	2.200
RSD %		4342857.1	67200000	79166666.7	826666.7	17747.4	59459.5

	Mn	Mo	Na	Ni	Pb	Sb	Se
Conc Mean	0.0000	0.0004	2.375	-0.0004	-0.0005	0.0012	0.0001
Std Dev	331.6	10.40	9.200	58.10	31.40	52.90	406.7
RSD %		2600000	387.4	14525000	6280000	4408333.3	406700000

	Sn	Ti	Tl	U	V	W	Zn
Conc Mean	-0.0009	0	-0.0014		-0.0003	# -0.0007	0.0002
Std Dev	15.20	3200	48.70		536.0	4.100	20.20
RSD %	1688888.9		3478571.4		178666666.7	585714.3	10100000

Lab Id: **BY77634 - LCS** Measure Date: **8/5/2017 12:53:41 AM**
Client Id: **BY77634 - LCS**

Matrix	Weight	Volume	Pct Solid	Dilution	Factor	Units
396353-WQ-SPK	50	50	100	1	1.000	ppm

	Ag	Al	As	B	Ba	Be	Ca
Conc Mean	0.2461	1.001	> 2.003	0.9985	1.077	1.012	1.013
Std Dev	3.800	2.600	1.800	1.200	2.400	1.900	3.600
RSD %	1544.1	259.7	89.9	120.2	222.8	187.7	355.4

	Cd	Co	Cr	Cu	Fe	K	Mg
Conc Mean	1.016	1.056	1.033	1.033	1.055	5.107	1.043
Std Dev	0.8000	1.600	1.300	4.300	1.500	1.700	1.000
RSD %	78.7	151.5	125.8	416.3	142.2	33.3	95.9

	Mn	Mo	Na	Ni	Pb	Sb	Se
Conc Mean	1.029	0.9912	2.009	1.045	> 2.046	> 2.041	0.9579
Std Dev	1.000	1.600	1.500	1.200	1.700	1.400	0.8000
RSD %	97.2	161.4	74.7	114.8	83.1	68.6	83.5

	Sn	Ti	Tl	U	V	W	Zn
Conc Mean	> 5.202	1.024	> 5.128		1.018	# -0.0004	0.9933
Std Dev	1.400	2.500	1.700		3.500	10.40	0.8000
RSD %	26.9	244.1	33.2		343.8	2600000	80.5

Lab Id: **CCV** Measure Date: **8/5/2017 12:56:25 AM**

Client Id:

Matrix	Weight	Volume	Pct Solid	Dilution	Factor	Units
	1	1	100	1	1.000	ppm

	Ag	Al	As	B	Ba	Be	Ca
Conc Mean	0.2615	1.022	1.058	1.008	1.080	1.051	1.046
Std Dev	3.500	1.400	1.200	1.300	1.800	2.200	3.200
RSD %	1338.4	137	113.4	129	166.7	209.3	305.9

	Cd	Co	Cr	Cu	Fe	K	Mg
Conc Mean	1.057	1.057	1.027	1.034	1.043	4.997	1.050
Std Dev	1.700	1.400	1.400	3.200	1.000	0.9000	1.600
RSD %	160.8	132.5	136.3	309.5	95.9	18	152.4

	Mn	Mo	Na	Ni	Pb	Sb	Se
Conc Mean	1.045	1.022	> 5.866	1.049	1.061	1.065	1.040
Std Dev	1.700	1.200	1.000	1.100	1.400	1.100	1.200
RSD %	162.7	117.4	17	104.9	132	103.3	115.4

	Sn	Ti	Tl	U	V	W	Zn
Conc Mean	1.030	1.038	1.048		1.047	# -0.0003	1.041
Std Dev	0.8000	2.100	1.100		3.300	8.800	1.900
RSD %	77.7	202.3	105		315.2	2933333.3	182.5

Lab Id: **CCB** Measure Date: **8/5/2017 12:59:09 AM**

Client Id:

Matrix	Weight	Volume	Pct Solid	Dilution	Factor	Units
	1	1	100	1	1.000	ppm

	Ag	Al	As	B	Ba	Be	Ca
Conc Mean	-0.0005	# 0.0001	-0.0001	-0.0054	0.0001	0.0000	-0.0007
Std Dev	147.8	916.5	284.6	12.30	17.50	169.6	107.1
RSD %	29560000	916500000	284600000	227777.8	17500000		15300000

	Cd	Co	Cr	Cu	Fe	K	Mg
Conc Mean	0.0001	-0.0007	0.0000	0.0006	-0.0002	0.0043	-0.0003
Std Dev	56.30	20.70	466.7	93.00	104.6	15.40	4.900
RSD %	56300000	2957142.9		15500000	52300000	358139.5	1633333.3

	Mn	Mo	Na	Ni	Pb	Sb	Se
Conc Mean	-0.0002	0.0010	> 0.3883	-0.0004	-0.0007	0.0006	0.0006
Std Dev	25.30	24.00	3.000	42.30	68.60	43.50	146.0
RSD %	12650000	2400000	772.6	10575000	9800000	7250000	24333333.3

	Sn	Ti	Tl	U	V	W	Zn
Conc Mean	0.0009	0.0015	-0.0002		-0.0001	# -0.0007	-0.0003
Std Dev	33.50	10.60	143.2		835.5	3.200	14.10
RSD %	3722222.2	706666.7	71600000		835500000	457142.9	4700000

Lab Id: **BY77634 - DUP** Measure Date: **8/5/2017 1:04:36 AM**
Client Id: **BY77634 - DUP**

Matrix	Weight	Volume	Pct Solid	Dilution	Factor	Units
396353-WQ-DUP	50	50	100	1	1.000	ppm

	Ag	Al	As	B	Ba	Be	Ca
Conc Mean	-0.0002	0.2458	-0.0004	0.0036	0.0225	0.0000	6.936
Std Dev	290.7	22.20	148.2	19.40	4.000	138.2	3.800
RSD %	145350000	9031.7	37050000	538888.9	17777.8		54.8

	Cd	Co	Cr	Cu	Fe	K	Mg
Conc Mean	0.0000	-0.0007	0.0002	0.2083	0.0192	1.351	2.322
Std Dev	23.30	23.70	48.00	3.000	2.700	2.700	0.3000
RSD %		3385714.3	24000000	1440.2	14062.5	199.9	12.9

	Mn	Mo	Na	Ni	Pb	Sb	Se
Conc Mean	0.0784	0.0005	23.35	0.0003	0.0044	0.0015	0.0001
Std Dev	0.9000	10.70	3.900	72.40	13.60	69.90	1180
RSD %	1148	2140000	16.7	24133333.3	309090.9	4660000	1180000000

	Sn	Ti	Tl	U	V	W	Zn
Conc Mean	-0.0003	0.0006	-0.0010		0.0000	# -0.0006	0.0207
Std Dev	48.30	9.300	61.80		626.5	3.000	2.600
RSD %	16100000	1550000	6180000			500000	12560.4

Lab Id: **BY77634 - MS** Measure Date: **8/5/2017 1:07:19 AM**
Client Id: **BY77634 - MS**

Matrix	Weight	Volume	Pct Solid	Dilution	Factor	Units
396353-WQ-MSX	50	50	100	1	1.000	ppm

	Ag	Al	As	B	Ba	Be	Ca
Conc Mean	0.2458	1.237	1.988	1.004	1.076	1.015	7.907
Std Dev	4.900	6.300	1.000	1.700	3.900	2.400	3.500
RSD %	1993.5	509.3	50.3	169.3	362.5	236.5	44.3

	Cd	Co	Cr	Cu	Fe	K	Mg
Conc Mean	1.017	1.044	1.023	1.240	1.053	6.433	3.219
Std Dev	1.600	1.600	1.400	3.500	1.600	2.400	1.200
RSD %	157.3	153.3	136.9	282.3	151.9	37.3	37.3

	Mn	Mo	Na	Ni	Pb	Sb	Se
Conc Mean	1.107	0.9971	24.56	1.033	> 2.026	> 2.043	0.9453
Std Dev	2.300	1.400	3.600	1.200	1.700	1.400	0.6000
RSD %	207.8	140.4	14.7	116.2	83.9	68.5	63.5

	Sn	Ti	Tl	U	V	W	Zn
Conc Mean	> 5.208	1.023	> 5.109		1.013	# -0.0007	1.022
Std Dev	1.400	4.500	1.400		3.900	6.600	2.500
RSD %	26.9	439.9	27.4		385	942857.1	244.6

Lab Id: **BY77634 - DIL** Measure Date: **8/5/2017 1:10:03 AM**
Client Id: **BY77634 - DIL**

Matrix	Weight	Volume	Pct Solid	Dilution	Factor	Units
396353-WQ-DIL	50	50	100	5	5.000	ppm

	Ag	Al	As	B	Ba	Be	Ca
Conc Mean	0.0016	0.1444	0.0010	-0.0177	0.0226	-0.0005	6.783
Std Dev	393.1	8.400	101.9	10.50	3.700	77.90	3.000
RSD %	24568750	5817.2	10190000	59322	16371.7	15580000	44.2

	Cd	Co	Cr	Cu	Fe	K	Mg
Conc Mean	0.0002	-0.0041	-0.0002	0.2068	0.0140	1.298	2.371
Std Dev	28.30	21.80	84.20	4.300	16.30	2.600	0.9000
RSD %	14150000	531707.3	42100000	2079.3	116428.6	200.3	38

	Mn	Mo	Na	Ni	Pb	Sb	Se
Conc Mean	0.0774	0.0032	24.11	-0.0031	-0.0003	# 0.0005	0.0017
Std Dev	0.7000	21.10	2.900	9.900	313.1	1034	122.7
RSD %	904.4	659375	12	319354.8	104366666.7	206800000	7217647.1

	Sn	Ti	Tl	U	V	W	Zn
Conc Mean	0.0040	0.0050	-0.0032		0.0010	# -0.0037	0.0160
Std Dev	54.30	9.800	27.10		415.1	0.6000	4.000
RSD %	1357500	196000	846875		41510000	16216.2	25000

Lab Id: **BY77634 - PS** Measure Date: **8/5/2017 1:12:46 AM**
Client Id: **BY77634 - PS**

Matrix	Weight	Volume	Pct Solid	Dilution	Factor	Units
396353-WQ-PSX	50	50	100	1	1.000	ppm

	Ag	Al	As	B	Ba	Be	Ca
Conc Mean	0.2539	1.239	> 2.066	1.041	1.111	1.051	7.990
Std Dev	4.900	6.500	2.000	1.700	3.600	2.200	4.000
RSD %	1929.9	524.6	96.8	163.3	324	209.3	50.1

	Cd	Co	Cr	Cu	Fe	K	Mg
Conc Mean	1.057	1.080	1.055	1.278	1.085	6.585	3.258
Std Dev	1.500	1.600	1.600	4.300	1.600	1.600	1.500
RSD %	141.9	148.1	151.7	336.5	147.5	24.3	46

	Mn	Mo	Na	Ni	Pb	Sb	Se
Conc Mean	1.140	1.019	24.27	1.067	> 2.090	> 2.067	1.008
Std Dev	1.700	1.500	3.800	1.300	1.400	1.100	1.500
RSD %	149.1	147.2	15.7	121.8	67	53.2	148.8

	Sn	Ti	Tl	U	V	W	Zn
Conc Mean	> 5.345	1.051	> 5.271		1.056	# -0.0007	1.060
Std Dev	1.600	3.700	1.800		4.300	6.500	1.600
RSD %	29.9	352	34.1		407.2	928571.4	150.9

Lab Id: **BY76298** Measure Date: **8/5/2017 1:18:12 AM**

Client Id: **B4-1**

Matrix	Weight	Volume	Pct Solid	Dilution	Factor	Units
396353-WS-S01	50	50	100	1	1.000	ppm

	Ag	Al	As	B	Ba	Be	Ca
Conc Mean	0.0006	2.389	0.0084	0.0541	0.2420	0.0001	64.74
Std Dev	165.4	3.700	11.70	2.200	2.400	107.8	2.500
RSD %	27566666.7	154.9	139285.7	4066.5	991.7	107800000	3.9

	Cd	Co	Cr	Cu	Fe	K	Mg
Conc Mean	0.0001	0.0003	0.0312	0.0090	3.581	14.67	23.88
Std Dev	10.80	31.80	0.5000	9.900	1.200	2.400	1.400
RSD %	10800000	10600000	1602.6	110000	33.5	16.4	5.9

	Mn	Mo	Na	Ni	Pb	Sb	Se
Conc Mean	0.1728	0.0404	> 724.0	0.0059	0.0084	0.0046	-0.0002
Std Dev	1.300	1.500	2.300	3.100	22.00	4.100	101.7
RSD %	752.3	3712.9	0.3	52542.4	261904.8	89130.4	50850000

	Sn	Ti	Tl	U	V	W	Zn
Conc Mean	-0.0014	0.0963	-0.0019		0.0051	# -0.0010	0.0185
Std Dev	66.60	4.400	24.20		8.400	15.00	0.7000
RSD %	4757142.9	4569.1	1273684.2		164705.9	1500000	3783.8

Lab Id: **CCV** Measure Date: **8/5/2017 1:29:05 AM**

Client Id:

Matrix	Weight	Volume	Pct Solid	Dilution	Factor	Units
	1	1	100	1	1.000	ppm

	Ag	Al	As	B	Ba	Be	Ca
Conc Mean	0.2638	1.037	1.077	1.039	1.091	1.049	1.077
Std Dev	3.300	3.100	1.100	1.700	2.900	2.100	3.100
RSD %	1250.9	298.9	102.1	163.6	265.8	200.2	287.8

	Cd	Co	Cr	Cu	Fe	K	Mg
Conc Mean	1.077	1.093	1.062	1.052	1.083	4.918	1.071
Std Dev	1.100	1.400	1.300	3.700	1.300	2.400	0.2000
RSD %	102.1	128.1	122.4	351.7	120	48.8	18.7

	Mn	Mo	Na	Ni	Pb	Sb	Se
Conc Mean	1.062	1.056	> 5.815	1.084	1.089	1.085	1.063
Std Dev	0.8000	1.100	2.300	1.300	0.8000	0.5000	1.500
RSD %	75.3	104.2	39.6	119.9	73.5	46.1	141.1

	Sn	Ti	Tl	U	V	W	Zn
Conc Mean	1.068	1.051	1.079		1.065	# -0.0004	1.054
Std Dev	1.200	2.900	1.200		3.900	13.10	0.8000
RSD %	112.4	275.9	111.2		366.2	3275000	75.9

Lab Id: **CCB** Measure Date: **8/5/2017 1:31:49 AM**

Client Id:

Matrix	Weight	Volume	Pct Solid	Dilution	Factor	Units
	1	1	100	1	1.000	ppm

	Ag	Al	As	B	Ba	Be	Ca
Conc Mean	-0.0003	# 0.0004	0.0003	-0.0050	0.0001	0.0000	0.0019
Std Dev	301.7	65.70	120.5	15.40	93.70	590.0	24.40
RSD %	100566666.7	16425000	40166666.7	308000	93700000		1284210.5

	Cd	Co	Cr	Cu	Fe	K	Mg
Conc Mean	0.0000	-0.0005	0.0000	0.0001	0.0022	0.0144	0.0002
Std Dev	27.30	31.80	126.3	146.6	22.10	3.300	93.40
RSD %		6360000		146600000	1004545.5	22916.7	46700000

	Mn	Mo	Na	Ni	Pb	Sb	Se
Conc Mean	-0.0002	0.0009	> 0.4361	-0.0009	-0.0005	# 0.0002	0.0002
Std Dev	9.100	32.90	1.300	12.40	47.20	71.90	587.4
RSD %	4550000	3655555.6	298.1	1377777.8	9440000	35950000	293700000

	Sn	Ti	Tl	U	V	W	Zn
Conc Mean	0.0007	0.0011	-0.0011		0.0001	# -0.0007	-0.0004
Std Dev	41.00	1.500	33.90		3552	6.400	10.00
RSD %	5857142.9	136363.6	3081818.2		3552000000	914285.7	2500000

Lab Id: **CRDL** Measure Date: **8/5/2017 2:39:49 AM**

Client Id:

Matrix	Weight	Volume	Pct Solid	Dilution	Factor	Units
	1	1	100	1	1.000	ppm

	Ag	Al	As	B	Ba	Be	Ca
Conc Mean	0.0054	0.0568	0.0216	0.0479	0.0106	0.0049	0.0635
Std Dev	10.80	2.900	3.900	3.900	4.800	5.800	6.700
RSD %	200000	5105.6	18055.6	8142	45283	118367.3	10551.2

	Cd	Co	Cr	Cu	Fe	K	Mg
Conc Mean	0.0048	0.0048	0.0058	0.0049	0.0271	0.4816	0.0567
Std Dev	2.000	4.100	1.600	8.600	3.800	1.300	2.300
RSD %	41666.7	85416.7	27586.2	175510.2	14022.1	269.9	4056.4

	Mn	Mo	Na	Ni	Pb	Sb	Se
Conc Mean	0.0052	0.0517	0.6322	0.0054	0.0097	0.0275	0.0523
Std Dev	1.900	2.800	1.500	3.100	3.300	1.600	3.900
RSD %	36538.5	5415.9	237.3	57407.4	34020.6	5818.2	7457

	Sn	Ti	Tl	U	V	W	Zn
Conc Mean	0.1015	0.0513	0.0206		0.0109	# -0.0007	0.0109
Std Dev	1.200	4.800	4.600		20.70	1.800	3.100
RSD %	1182.3	9356.7	22330.1		189908.3	257142.9	28440.4

Lab Id: **ICSA** Measure Date: **8/5/2017 2:45:15 AM**

Client Id:

Matrix	Weight	Volume	Pct Solid	Dilution	Factor	Units
	1	1	100	1	1.000	ppm

	Ag	Al	As	B	Ba	Be	Ca
Conc Mean	0.0005	29.40	-0.0014	-0.0048	0.0004	-0.0004	> 148.6
Std Dev	109.3	2.600	15.00	12.30	2.500	9.600	2.300
RSD %	21860000	8.8	1071428.6	256250	625000	2400000	1.5

	Cd	Co	Cr	Cu	Fe	K	Mg
Conc Mean	0.0025	0.0004	-0.0005	0	124.0	0.0036	73.56
Std Dev	3.800	58.90	44.00	11430	0.8000	8.500	0.8000
RSD %	152000	14725000	8800000		0.6	236111.1	1.1

	Mn	Mo	Na	Ni	Pb	Sb	Se
Conc Mean	-0.0004	-0.0025	24.50	0.0001	# -0.0044	# -0.0119	# -0.0232
Std Dev	2.900	11.00	5.400	242.7	45.50	9.700	4.700
RSD %	725000	440000	22	242700000	1034090.9	81512.6	20258.6

	Sn	Ti	Tl	U	V	W	Zn
Conc Mean	0.0000	-0.0034	-0.0027		# -0.0081	# -0.0014	0.0146
Std Dev	30.80	5.700	22.40		3.700	7.500	2.600
RSD %		167647.1	829629.6		45679	535714.3	17808.2

Lab Id: **ICSAB** Measure Date: **8/5/2017 2:47:58 AM**

Client Id:

Matrix	Weight	Volume	Pct Solid	Dilution	Factor	Units
	1	1	100	1	1.000	ppm

	Ag	Al	As	B	Ba	Be	Ca
Conc Mean	0.2769	> 29.83	1.050	0.5086	0.3124	0.1021	> 150.7
Std Dev	6.400	2.700	1.900	1.700	2.500	2.700	2.300
RSD %	2311.3	9.1	181	334.3	800.3	2644.5	1.5

	Cd	Co	Cr	Cu	Fe	K	Mg
Conc Mean	0.2996	0.3006	0.3105	0.3127	> 127.2	21.62	> 75.73
Std Dev	1.900	2.000	1.500	4.400	1.600	1.100	1.800
RSD %	634.2	665.3	483.1	1407.1	1.3	5.1	2.4

	Mn	Mo	Na	Ni	Pb	Sb	Se
Conc Mean	0.1999	0.2970	24.61	0.2959	1.015	1.041	0.4990
Std Dev	1.800	2.100	5.600	1.900	1.700	2.300	1.900
RSD %	900.5	707.1	22.8	642.1	167.5	220.9	380.8

	Sn	Ti	Tl	U	V	W	Zn
Conc Mean	-0.0005	1.028	1.002		0.2999	# -0.0012	0.3115
Std Dev	120.7	2.800	1.800		6.000	8.800	1.900
RSD %	24140000	272.4	179.6		2000.7	733333.3	610

Lab Id: **ICV** Measure Date: **8/7/2017 6:55:03 AM**

Client Id:

Matrix	Weight	Volume	Pct Solid	Dilution	Factor	Units
						ppm

	Ag	Al	As	B	Ba	Be	Ca
Conc Mean	0.2464	0.9884	0.9955	0.9631	1.040	0.9863	0.9700
Std Dev	2.400	2.400	1.100	1.500	1.800	1.200	2.500
RSD %	974	242.8	110.5	155.7	173.1	121.7	257.7

	Cd	Co	Cr	Cu	Fe	K	Mg
Conc Mean	0.9827	0.9888	0.9622	0.9860	0.9725	4.963	0.9732
Std Dev	1.500	1.500	2.000	2.600	1.800	1.700	1.200
RSD %	152.6	151.7	207.9	263.7	185.1	34.3	123.3

	Mn	Mo	Na	Ni	Pb	Sb	Se
Conc Mean	0.9690	0.9591	5.002	0.9816	0.9937	0.9929	0.9803
Std Dev	1.600	1.600	1.900	1.500	0.7000	0.9000	1.400
RSD %	165.1	166.8	38	152.8	70.4	90.6	142.8

	Sn	Ti	Tl	U	V	W	Zn
Conc Mean	0.9681	1.002	0.9926		0.9778	# -0.0004	0.9737
Std Dev	2.000	2.200	0.8000		2.600	6.500	1.500
RSD %	206.6	219.6	80.6		265.9	1625000	154.1

Lab Id: **I-CRDL** Measure Date: **8/7/2017 7:24:18 AM**

Client Id:

Matrix	Weight	Volume	Pct Solid	Dilution	Factor	Units
	1	1	100	1	1.000	ppm

	Ag	Al	As	B	Ba	Be	Ca
Conc Mean	0.0048	0.0515	0.0215	0.0518	0.0104	0.0051	0.0584
Std Dev	1.300	2.900	2.600	2.200	2.300	2.100	2.900
RSD %	27083.3	5631.1	12093	4247.1	22115.4	41176.5	4965.8

	Cd	Co	Cr	Cu	Fe	K	Mg
Conc Mean	0.0046	0.0050	0.0057	0.0051	0.0266	0.4998	0.0529
Std Dev	3.200	5.000	1.100	8.100	0.9000	2.100	2.000
RSD %	69565.2	100000	19298.2	158823.5	3383.5	420.2	3780.7

	Mn	Mo	Na	Ni	Pb	Sb	Se
Conc Mean	0.0054	0.0499	0.4783	0.0059	0.0102	0.0298	0.0512
Std Dev	2.100	2.300	2.800	3.600	4.500	1.700	0.7000
RSD %	38888.9	4609.2	585.4	61016.9	44117.6	5704.7	1367.2

	Sn	Ti	Tl	U	V	W	Zn
Conc Mean	0.1032	0.0510	0.0201		0.0114	# -0.0008	0.0110
Std Dev	2.700	1.600	2.300		6.900	5.300	1.600
RSD %	2616.3	3137.3	11442.8		60526.3	662500	14545.5

Lab Id: **ICB** Measure Date: **8/7/2017 7:29:46 AM**

Client Id:

Matrix	Weight	Volume	Pct Solid	Dilution	Factor	Units
	1	1	100	1	1.000	ppm

	Ag	Al	As	B	Ba	Be	Ca
Conc Mean	-0.0006	# 0.0009	0.0006	-0.0018	0.0000	# -0.0012	-0.0006
Std Dev	22.10	257.2	71.60	49.10	112.1	124.1	112.0
RSD %	3683333.3	28577777.8	11933333.3	2727777.8		10341666.7	18666666.7

	Cd	Co	Cr	Cu	Fe	K	Mg
Conc Mean	0.0000	-0.0003	0.0001	# -0.0054	-0.0002	-0.0173	-0.0002
Std Dev	200.0	24.10	71.80	103.0	27.00	13.00	7.700
RSD %		8033333.3	71800000	1907407.4	13500000	75144.5	3850000

	Mn	Mo	Na	Ni	Pb	Sb	Se
Conc Mean	0.0001	0.0003	# -0.0367	0.0000	0.0000	# 0.0004	0.0010
Std Dev	38.60	34.00	10.80	1164	3210	202.9	25.50
RSD %	38600000	11333333.3	29427.8			50725000	2550000

	Sn	Ti	Tl	U	V	W	Zn
Conc Mean	0.0011	0.0002	-0.0008		-0.0014	# -0.0008	0.0000
Std Dev	12.60	43.80	31.70		169.5	0.9000	260.5
RSD %	1145454.5	21900000	3962500		12107142.9	112500	

Lab Id: **I-ICSA** Measure Date: **8/7/2017 7:32:30 AM**

Client Id:

Matrix	Weight	Volume	Pct Solid	Dilution	Factor	Units
	1	1	100	1	1.000	ppm

	Ag	Al	As	B	Ba	Be	Ca
Conc Mean	0.0006	29.51	-0.0012	0.0009	0.0003	0.0000	146.7
Std Dev	100.8	1.500	9.300	70.30	14.90	191.4	1.200
RSD %	16800000	5.1	775000	7811111.1	4966666.7		0.8

	Cd	Co	Cr	Cu	Fe	K	Mg
Conc Mean	0.0021	0.0008	-0.0002	-0.0002	120.8	-0.0119	72.83
Std Dev	1.800	26.80	235.5	151.9	1.300	9.100	1.200
RSD %	85714.3	3350000	117750000	75950000	1.1	76470.6	1.6

	Mn	Mo	Na	Ni	Pb	Sb	Se
Conc Mean	-0.0007	-0.0027	24.40	0.0006	# -0.0041	# -0.0086	# -0.0244
Std Dev	3.000	1.800	2.800	18.80	31.00	37.70	10.80
RSD %	428571.4	66666.7	11.5	3133333.3	756097.6	438372.1	44262.3

	Sn	Ti	Tl	U	V	W	Zn
Conc Mean	0.0006	-0.0038	-0.0024		# -0.0058	# -0.0014	0.0115
Std Dev	19.10	1.500	22.70		16.30	5.200	2.200
RSD %	3183333.3	39473.7	945833.3		281034.5	371428.6	19130.4

Lab Id: **I-ICSAB** Measure Date: **8/7/2017 7:35:14 AM**

Client Id:

Matrix	Weight	Volume	Pct Solid	Dilution	Factor	Units
	1	1	100	1	1.000	ppm

	Ag	Al	As	B	Ba	Be	Ca
Conc Mean	0.3066	> 29.60	1.049	0.5092	0.3109	0.1015	146.8
Std Dev	2.200	2.700	1.200	0.3000	2.000	2.400	2.200
RSD %	717.5	9.1	114.4	58.9	643.3	2364.5	1.5

	Cd	Co	Cr	Cu	Fe	K	Mg
Conc Mean	0.2910	0.2962	0.3056	0.3165	122.7	22.79	74.00
Std Dev	0.4000	0.3000	0.8000	2.300	1.000	1.800	0.9000
RSD %	137.5	101.3	261.8	726.7	0.8	7.9	1.2

	Mn	Mo	Na	Ni	Pb	Sb	Se
Conc Mean	0.1980	0.2948	24.35	0.2907	1.006	1.037	0.4956
Std Dev	0.6000	0.2000	3.300	0.2000	0.8000	0.7000	1.300
RSD %	303	67.8	13.6	68.8	79.5	67.5	262.3

	Sn	Ti	Tl	U	V	W	Zn
Conc Mean	0.0001	1.027	0.9952		0.2971	# -0.0012	0.3094
Std Dev	193.5	2.400	0.7000		4.200	2.200	0.4000
RSD %	193500000	233.7	70.3		1413.7	183333.3	129.3

Lab Id: **CCV** Measure Date: **8/7/2017 8:03:55 AM**

Client Id:

Matrix	Weight	Volume	Pct Solid	Dilution	Factor	Units
	1	1	100	1	1.000	ppm

	Ag	Al	As	B	Ba	Be	Ca
Conc Mean	0.2505	0.9829	1.026	0.9950	1.030	0.9967	0.9862
Std Dev	2.600	2.400	1.100	0.5000	1.700	1.500	1.700
RSD %	1037.9	244.2	107.2	50.3	165	150.5	172.4

	Cd	Co	Cr	Cu	Fe	K	Mg
Conc Mean	1.003	1.025	0.9959	0.9939	1.018	5.047	1.009
Std Dev	0.4000	0.6000	0.6000	2.000	0.5000	1.300	0.3000
RSD %	39.9	58.5	60.2	201.2	49.1	25.8	29.7

	Mn	Mo	Na	Ni	Pb	Sb	Se
Conc Mean	1.000	0.9952	5.087	1.018	1.026	1.032	1.010
Std Dev	0.7000	0.4000	1.600	0.4000	0.3000	0.8000	1.100
RSD %	70	40.2	31.5	39.3	29.2	77.5	108.9

	Sn	Ti	Tl	U	V	W	Zn
Conc Mean	1.009	1.001	1.017		0.9932	# -0.0004	0.9995
Std Dev	0.6000	1.700	0.9000		2.600	7.000	0.9000
RSD %	59.5	169.8	88.5		261.8	1750000	90

Lab Id: **CCB** Measure Date: **8/7/2017 8:06:40 AM**

Client Id:

Matrix	Weight	Volume	Pct Solid	Dilution	Factor	Units
	1	1	100	1	1.000	ppm

	Ag	Al	As	B	Ba	Be	Ca
Conc Mean	0.0000	# 0.0003	0.0005	0.0011	0.0000	0.0001	0.0059
Std Dev	8031	213.7	169.5	59.40	177.1	64.40	24.80
RSD %		71233333.3	33900000	5400000		64400000	420339

	Cd	Co	Cr	Cu	Fe	K	Mg
Conc Mean	0.0000	-0.0003	0.0000	0.0002	0.0004	-0.0105	-0.0001
Std Dev	53.30	32.50	1117	136.9	15.90	2.600	5.000
RSD %		10833333.3		68450000	3975000	24761.9	5000000

	Mn	Mo	Na	Ni	Pb	Sb	Se
Conc Mean	0.0001	0.0007	# -0.0350	0.0001	-0.0002	0.0006	0.0005
Std Dev	31.90	13.90	0.2000	278.7	342.1	56.50	129.4
RSD %	31900000	1985714.3	571.4	278700000	171050000	9416666.7	25880000

	Sn	Ti	Tl	U	V	W	Zn
Conc Mean	0.0009	0.0008	-0.0010		0.0002	# -0.0007	0.0002
Std Dev	30.30	16.30	45.20		98.80	2.100	9.100
RSD %	3366666.7	2037500	4520000		49400000	300000	4550000

Lab Id: **BY77634 - BLK** Measure Date: **8/7/2017 8:12:08 AM**
Client Id: **BY77634 - BLK**

Matrix	Weight	Volume	Pct Solid	Dilution	Factor	Units
396353-WQ-BLK	50	50	100	1	1.000	ppm

	Ag	Al	As	B	Ba	Be	Ca
Conc Mean	-0.0008	# 0.0007	-0.0010	-0.0001	0.0000	0.0002	-0.0003
Std Dev	39.60	28.30	17.40	919.5	100.0	6.900	35.00
RSD %	4950000	4042857.1	1740000	919500000		3450000	11666666.7

	Cd	Co	Cr	Cu	Fe	K	Mg
Conc Mean	0.0000	-0.0004	0.0000	-0.0001	0.0035	-0.0056	0.0018
Std Dev	420.0	40.10	292.9	390.6	5.000	2.800	6.300
RSD %		10025000		390600000	142857.1	50000	350000

	Mn	Mo	Na	Ni	Pb	Sb	Se
Conc Mean	0.0001	0.0002	-0.0232	0.0005	-0.0004	0.0013	0.0005
Std Dev	52.30	20.70	3.100	41.50	89.90	9.700	154.0
RSD %	52300000	10350000	13362.1	8300000	22475000	746153.8	30800000

	Sn	Ti	Tl	U	V	W	Zn
Conc Mean	0.0013	0.0000	-0.0011		0.0014	# -0.0007	0.0006
Std Dev	4.100	478.3	50.80		19.20	1.900	3.300
RSD %	315384.6		4618181.8		1371428.6	271428.6	550000

Lab Id: **BY77634 - LCS** Measure Date: **8/7/2017 8:14:52 AM**
Client Id: **BY77634 - LCS**

Matrix	Weight	Volume	Pct Solid	Dilution	Factor	Units
396353-WQ-SPK	50	50	100	1	1.000	ppm

	Ag	Al	As	B	Ba	Be	Ca
Conc Mean	0.2404	0.9634	1.951	0.9807	1.033	0.9964	0.9795
Std Dev	2.900	4.100	1.600	1.900	3.400	1.300	1.800
RSD %	1206.3	425.6	82	193.7	329.1	130.5	183.8

	Cd	Co	Cr	Cu	Fe	K	Mg
Conc Mean	0.9907	1.029	1.004	1.015	1.026	5.023	1.017
Std Dev	1.500	1.900	1.900	1.300	1.900	2.700	1.600
RSD %	151.4	184.6	189.2	128.1	185.2	53.8	157.3

	Mn	Mo	Na	Ni	Pb	Sb	Se
Conc Mean	1.009	0.9643	1.019	1.019	> 1.987	1.966	0.9386
Std Dev	1.400	1.700	3.200	1.900	2.000	1.900	2.200
RSD %	138.8	176.3	314	186.5	100.7	96.6	234.4

	Sn	Ti	Tl	U	V	W	Zn
Conc Mean	> 5.091	0.9925	> 5.007		0.9839	# -0.0003	0.9781
Std Dev	1.700	3.500	1.900		1.600	5.600	1.600
RSD %	33.4	352.6	37.9		162.6	1866666.7	163.6

Lab Id: **BY77634 - DUP** Measure Date: **8/7/2017 8:20:20 AM**
Client Id: **BY77634 - DUP**

Matrix	Weight	Volume	Pct Solid	Dilution	Factor	Units
396353-WQ-DUP	50	50	100	1	1.000	ppm

	Ag	Al	As	B	Ba	Be	Ca
Conc Mean	-0.0003	0.1375	0.0000	0.0073	0.0218	0.0003	6.616
Std Dev	224.4	30.40	7425	3.100	2.200	11.20	2.200
RSD %	74800000	22109.1		42465.8	10091.7	3733333.3	33.3

	Cd	Co	Cr	Cu	Fe	K	Mg
Conc Mean	0.0000	-0.0002	0.0002	0.2091	0.0120	1.426	2.219
Std Dev	214.3	32.30	29.90	2.500	2.400	1.900	0.4000
RSD %		16150000	14950000	1195.6	20000	133.2	18

	Mn	Mo	Na	Ni	Pb	Sb	Se
Conc Mean	0.0770	0.0003	22.08	0.0011	0.0033	0.0017	0.0001
Std Dev	0.8000	14.50	3.800	17.50	40.00	13.60	168.1
RSD %	1039	4833333.3	17.2	1590909.1	1212121.2	800000	168100000

	Sn	Ti	Tl	U	V	W	Zn
Conc Mean	0.0005	-0.0001	-0.0008		0.0010	# -0.0007	0.0174
Std Dev	15.80	94.50	38.00		139.7	1.200	0.6000
RSD %	3160000	94500000	4750000		13970000	171428.6	3448.3

Lab Id: **BY77634 - MS** Measure Date: **8/7/2017 8:23:03 AM**
Client Id: **BY77634 - MS**

Matrix	Weight	Volume	Pct Solid	Dilution	Factor	Units
396353-WQ-MSX	50	50	100	1	1.000	ppm

	Ag	Al	As	B	Ba	Be	Ca
Conc Mean	0.2396	1.197	1.951	0.9812	1.054	0.9841	7.573
Std Dev	3.300	3.300	1.500	1.400	1.600	2.300	1.800
RSD %	1377.3	275.7	76.9	142.7	151.8	233.7	23.8

	Cd	Co	Cr	Cu	Fe	K	Mg
Conc Mean	0.9757	1.014	0.9910	1.221	1.024	6.766	3.100
Std Dev	0.5000	1.200	1.400	2.200	1.200	1.100	0.9000
RSD %	51.2	118.3	141.3	180.2	117.2	16.3	29

	Mn	Mo	Na	Ni	Pb	Sb	Se
Conc Mean	1.070	0.9696	23.66	1.004	1.967	1.973	0.9388
Std Dev	0.6000	1.500	3.800	1.000	0.8000	1.400	0.6000
RSD %	56.1	154.7	16.1	99.6	40.7	71	63.9

	Sn	Ti	Tl	U	V	W	Zn
Conc Mean	> 5.059	1.007	> 4.962		0.9866	# -0.0005	0.9921
Std Dev	0.7000	1.900	1.200		2.400	44.50	0.8000
RSD %	13.8	188.7	24.2		243.3	8900000	80.6

Lab Id: **BY76298** Measure Date: **8/7/2017 8:25:47 AM**

Client Id: **B4-1**

Matrix	Weight	Volume	Pct Solid	Dilution	Factor	Units
396353-WS-S01	50	50	100	100	100.0	ppm

	Ag	Al	As	B	Ba	Be	Ca
Conc Mean	-0.0335	2.559	0.1265	-0.0042	0.2654	0.0214	69.94
Std Dev	84.20	11.40	66.10	357.7	4.100	35.90	3.500
RSD %	251343.3	445.5	52253	8516666.7	1544.8	167757	5

	Cd	Co	Cr	Cu	Fe	K	Mg
Conc Mean	0.0030	-0.0269	0.0391	0.0278	3.786	9.317	26.49
Std Dev	61.60	91.90	32.00	76.40	3.800	2.200	3.600
RSD %	2053333.3	341635.7	81841.4	274820.1	100.4	23.6	13.6

	Mn	Mo	Na	Ni	Pb	Sb	Se
Conc Mean	0.5411	0.0910	590.2	0.0618	0.0434	# 0.0241	0.1294
Std Dev	24.90	11.70	2.700	57.30	84.40	247.2	78.00
RSD %	4601.7	12857.1	0.5	92718.4	194470	1025726.1	60278.2

	Sn	Ti	Tl	U	V	W	Zn
Conc Mean	0.0391	0.1388	-0.0202		0.0391	# -0.0740	0.7890
Std Dev	22.50	5.000	252.3		146.1	0.6000	25.40
RSD %	57544.8	3602.3	1249009.9		373657.3	810.8	3219.3

Lab Id: **CCV** Measure Date: **8/7/2017 8:36:42 AM**

Client Id:

Matrix	Weight	Volume	Pct Solid	Dilution	Factor	Units
	1	1	100	1	1.000	ppm

	Ag	Al	As	B	Ba	Be	Ca
Conc Mean	0.2485	0.9647	1.011	0.9737	1.009	0.9893	0.9860
Std Dev	3.200	3.000	2.500	2.300	2.500	1.700	3.800
RSD %	1287.7	311	247.3	236.2	247.8	171.8	385.4

	Cd	Co	Cr	Cu	Fe	K	Mg
Conc Mean	1.002	1.014	0.9845	0.9941	1.007	4.771	1.007
Std Dev	1.600	2.100	2.200	3.600	2.100	0.6000	2.800
RSD %	159.7	207.1	223.5	362.1	208.5	12.6	278.1

	Mn	Mo	Na	Ni	Pb	Sb	Se
Conc Mean	0.9997	0.9825	4.829	1.007	1.021	1.019	1.001
Std Dev	1.900	2.100	0.5000	2.100	2.700	2.300	2.500
RSD %	190.1	213.7	10.4	208.5	264.4	225.7	249.8

	Sn	Ti	Tl	U	V	W	Zn
Conc Mean	0.9976	0.9828	1.008		0.9919	# -0.0004	0.9962
Std Dev	2.300	2.800	2.300		3.400	11.70	1.500
RSD %	230.6	284.9	228.2		342.8	2925000	150.6

Lab Id: **CCB** Measure Date: **8/7/2017 8:39:26 AM**

Client Id:

Matrix	Weight	Volume	Pct Solid	Dilution	Factor	Units
	1	1	100	1	1.000	ppm

	Ag	Al	As	B	Ba	Be	Ca
Conc Mean	0	# -0.0005	0.0007	-0.0012	0.0000	0.0002	-0.0001
Std Dev	23130	200.0	58.20	25.30	45.90	27.00	555.0
RSD %		40000000	8314285.7	2108333.3		13500000	555000000

	Cd	Co	Cr	Cu	Fe	K	Mg
Conc Mean	0.0000	-0.0004	0.0001	-0.0006	0.0011	-0.0111	-0.0001
Std Dev	65.40	9.000	123.5	68.60	6.000	3.400	78.90
RSD %		2250000	123500000	11433333.3	545454.5	30630.6	78900000

	Mn	Mo	Na	Ni	Pb	Sb	Se
Conc Mean	0.0001	0.0008	# -0.0291	0.0002	-0.0001	0.0011	0.0015
Std Dev	27.80	13.10	1.000	217.5	496.3	34.90	57.90
RSD %	27800000	1637500	3436.4	108750000	496300000	3172727.3	3860000

	Sn	Ti	Tl	U	V	W	Zn
Conc Mean	0.0001	0.0007	-0.0005		0.0006	# -0.0007	0.0002
Std Dev	188.1	9.100	94.60		81.70	1.100	8.000
RSD %	188100000	1300000	18920000		13616666.7	157142.9	4000000

Lab Id: **CRDL** Measure Date: **8/7/2017 9:33:58 AM**

Client Id:

Matrix	Weight	Volume	Pct Solid	Dilution	Factor	Units
WM	1	1	100	1	1.000	ppm

	Ag	Al	As	B	Ba	Be	Ca
Conc Mean	0.0051	0.0525	0.0213	0.0491	0.0104	0.0053	0.0601
Std Dev	15.40	3.500	0.8000	1.300	1.800	2.500	4.300
RSD %	301960.8	6666.7	3755.9	2647.7	17307.7	47169.8	7154.7

	Cd	Co	Cr	Cu	Fe	K	Mg
Conc Mean	0.0048	0.0052	0.0056	0.0044	0.0270	0.4503	0.0556
Std Dev	1.400	4.200	2.600	3.700	1.300	2.000	1.000
RSD %	29166.7	80769.2	46428.6	84090.9	4814.8	444.1	1798.6

	Mn	Mo	Na	Ni	Pb	Sb	Se
Conc Mean	0.0054	0.0499	0.4563	0.0058	0.0100	0.0263	0.0510
Std Dev	1.300	1.400	1.900	0.8000	1.700	4.000	3.300
RSD %	24074.1	2805.6	416.4	13793.1	17000	15209.1	6470.6

	Sn	Ti	Tl	U	V	W	Zn
Conc Mean	0.0980	0.0500	0.0195		0.0123	# -0.0008	0.0110
Std Dev	1.600	1.900	2.700		0.5000	3.900	1.400
RSD %	1632.7	3800	13846.2		4065	487500	12727.3

Lab Id: **ICSA** Measure Date: **8/7/2017 9:36:41 AM**

Client Id:

Matrix	Weight	Volume	Pct Solid	Dilution	Factor	Units
WM	1	1	100	1	1.000	ppm

	Ag	Al	As	B	Ba	Be	Ca
Conc Mean	0.0006	29.27	-0.0011	-0.0015	0.0004	0.0002	> 147.5
Std Dev	19.40	2.600	75.90	45.00	6.200	34.50	2.700
RSD %	3233333.3	8.9	6900000	3000000	1550000	17250000	1.8

	Cd	Co	Cr	Cu	Fe	K	Mg
Conc Mean	0.0022	0.0007	-0.0001	-0.0004	> 123.5	-0.0117	74.03
Std Dev	3.100	22.50	295.3	115.6	1.800	4.400	1.700
RSD %	140909.1	3214285.7	295300000	28900000	1.5	37606.8	2.3

	Mn	Mo	Na	Ni	Pb	Sb	Se
Conc Mean	-0.0007	-0.0024	23.34	0.0005	# -0.0051	# -0.0121	# -0.0241
Std Dev	8.300	2.300	5.000	62.80	28.40	25.20	24.90
RSD %	1185714.3	95833.3	21.4	12560000	556862.7	208264.5	103319.5

	Sn	Ti	Tl	U	V	W	Zn
Conc Mean	-0.0011	-0.0040	-0.0030		# -0.0077	# -0.0014	0.0116
Std Dev	20.90	2.800	25.60		14.70	6.900	1.600
RSD %	1900000	70000	853333.3		190909.1	492857.1	13793.1

Lab Id: **ICSAB** Measure Date: **8/7/2017 9:39:24 AM**

Client Id:

Matrix	Weight	Volume	Pct Solid	Dilution	Factor	Units
WM	1	1	100	1	1.000	ppm

	Ag	Al	As	B	Ba	Be	Ca
Conc Mean	0.3040	> 29.29	1.053	0.5039	0.3073	0.1012	> 148.1
Std Dev	2.700	2.800	1.100	0.6000	2.500	2.200	1.900
RSD %	888.2	9.6	104.5	119.1	813.5	2173.9	1.3

	Cd	Co	Cr	Cu	Fe	K	Mg
Conc Mean	0.2934	0.2968	0.3062	0.3147	123.5	21.55	73.88
Std Dev	0.5000	0.4000	0.6000	3.000	0.6000	1.800	0.5000
RSD %	170.4	134.8	196	953.3	0.5	8.4	0.7

	Mn	Mo	Na	Ni	Pb	Sb	Se
Conc Mean	0.1971	0.2958	23.23	0.2940	1.010	1.032	0.4966
Std Dev	0.5000	0.6000	3.500	0.6000	0.8000	0.3000	0.3000
RSD %	253.7	202.8	15.1	204.1	79.2	29.1	60.4

	Sn	Ti	Tl	U	V	W	Zn
Conc Mean	-0.0014	1.024	0.9902		0.2965	# -0.0013	0.3096
Std Dev	25.10	2.600	0.8000		3.600	8.400	0.7000
RSD %	1792857.1	253.9	80.8		1214.2	646153.8	226.1

Lab Id: **ICV** Measure Date: **8/8/2017 8:26:56 AM**

Client Id:

Matrix	Weight	Volume	Pct Solid	Dilution	Factor	Units
						ppm

	Ag	Al	As	B	Ba	Be	Ca
Conc Mean	0.2516	0.9842	1.001	0.9585	1.033	0.9978	0.9782
Std Dev	2.100	1.900	0.8000	1.000	1.700	1.300	1.300
RSD %	834.7	193.1	79.9	104.3	164.6	130.3	132.9

	Cd	Co	Cr	Cu	Fe	K	Mg
Conc Mean	0.9958	1.009	0.9784	1.009	0.9942	5.004	0.9854
Std Dev	0.3000	0.4000	0.4000	1.100	0.5000	1.200	0.8000
RSD %	30.1	39.6	40.9	109	50.3	24	81.2

	Mn	Mo	Na	Ni	Pb	Sb	Se
Conc Mean	0.9847	0.9768	5.020	1.002	1.008	1.002	0.9917
Std Dev	0.7000	0.4000	1.600	0.5000	0.9000	0.8000	0.6000
RSD %	71.1	41	31.9	49.9	89.3	79.8	60.5

	Sn	Ti	Tl	U	V	W	Zn
Conc Mean	0.9858	0.9998	1.003		1.002	# -0.0004	0.9790
Std Dev	0.7000	1.900	1.300		1.100	6.800	0.8000
RSD %	71	190	129.6		109.8	1700000	81.7

Lab Id: **I-CRDL** Measure Date: **8/8/2017 8:56:41 AM**

Client Id:

Matrix	Weight	Volume	Pct Solid	Dilution	Factor	Units
	1	1	100	1	1.000	ppm

	Ag	Al	As	B	Ba	Be	Ca
Conc Mean	0.0050	0.0524	0.0194	0.0351	0.0103	0.0045	0.0522
Std Dev	12.30	2.200	4.600	3.100	3.000	4.100	4.900
RSD %	246000	4198.5	23711.3	8831.9	29126.2	91111.1	9387

	Cd	Co	Cr	Cu	Fe	K	Mg
Conc Mean	0.0045	0.0043	0.0053	0.0043	# 0.0163	0.5074	0.0487
Std Dev	0.7000	5.700	0.6000	6.300	2.700	1.600	1.200
RSD %	15555.6	132558.1	11320.8	146511.6	16564.4	315.3	2464.1

	Mn	Mo	Na	Ni	Pb	Sb	Se
Conc Mean	0.0047	0.0484	0.4309	0.0044	0.0094	0.0241	0.0490
Std Dev	2.000	1.000	2.600	5.500	0.6000	2.200	1.400
RSD %	42553.2	2066.1	603.4	125000	6383	9128.6	2857.1

	Sn	Ti	Tl	U	V	W	Zn
Conc Mean	0.0953	0.0489	0.0188		0.0105	# -0.0007	0.0091
Std Dev	1.900	3.000	3.000		20.80	2.500	3.200
RSD %	1993.7	6135	15957.4		198095.2	357142.9	35164.8

Lab Id: **ICB** Measure Date: **8/8/2017 9:03:38 AM**

Client Id:

Matrix	Weight	Volume	Pct Solid	Dilution	Factor	Units
	1	1	100	1	1.000	ppm

	Ag	Al	As	B	Ba	Be	Ca
Conc Mean	0.0000	# -0.0012	-0.0009	-0.0161	0.0000	-0.0004	-0.0065
Std Dev	4478	18.80	55.90	3.300	134.8	18.00	3.300
RSD %		1566666.7	6211111.1	20496.9		4500000	50769.2

	Cd	Co	Cr	Cu	Fe	K	Mg
Conc Mean	0.0000	-0.0008	-0.0001	-0.0008	-0.0076	-0.0063	-0.0027
Std Dev	54.80	5.900	11.70	25.40	2.800	6.400	0.3000
RSD %		737500	11700000	3175000	36842.1	101587.3	11111.1

	Mn	Mo	Na	Ni	Pb	Sb	Se
Conc Mean	-0.0004	0	# -0.0818	-0.0007	-0.0004	# -0.0018	-0.0002
Std Dev	4.400	5100	0.4000	30.90	83.90	27.10	407.8
RSD %	1100000		489	4414285.7	20975000	1505555.6	203900000

	Sn	Ti	Tl	U	V	W	Zn
Conc Mean	0.0002	-0.0005	-0.0007		0.0008	# -0.0007	-0.0015
Std Dev	153.8	5.200	56.60		106.2	3.200	0.5000
RSD %	76900000	1040000	8085714.3		13275000	457142.9	33333.3

Lab Id: **I-ICSA** Measure Date: **8/8/2017 9:06:22 AM**

Client Id:

Matrix	Weight	Volume	Pct Solid	Dilution	Factor	Units
	1	1	100	1	1.000	ppm

	Ag	Al	As	B	Ba	Be	Ca
Conc Mean	0.0005	> 29.69	-0.0019	-0.0144	0.0003	-0.0005	146.9
Std Dev	57.60	2.400	46.10	4.200	19.90	4.100	1.800
RSD %	11520000	8.1	2426315.8	29166.7	6633333.3	820000	1.2

	Cd	Co	Cr	Cu	Fe	K	Mg
Conc Mean	0.0022	0.0002	-0.0003	-0.0005	122.4	-0.0040	72.98
Std Dev	4.000	119.3	116.5	85.10	0.8000	23.50	0.9000
RSD %	181818.2	59650000	38833333.3	17020000	0.7	587500	1.2

	Mn	Mo	Na	Ni	Pb	Sb	Se
Conc Mean	-0.0013	-0.0025	25.79	-0.0008	# -0.0048	# -0.0105	# -0.0238
Std Dev	0.9000	4.800	2.600	36.90	29.10	10.60	7.200
RSD %	69230.8	192000	10.1	4612500	606250	100952.4	30252.1

	Sn	Ti	Tl	U	V	W	Zn
Conc Mean	0.0000	-0.0042	-0.0036		# -0.0079	# -0.0013	0.0098
Std Dev	582.6	1.300	14.30		7.100	2.700	2.200
RSD %		30952.4	397222.2		89873.4	207692.3	22449

Lab Id: **I-ICSAB** Measure Date: **8/8/2017 9:09:06 AM**

Client Id:

Matrix	Weight	Volume	Pct Solid	Dilution	Factor	Units
	1	1	100	1	1.000	ppm

	Ag	Al	As	B	Ba	Be	Ca
Conc Mean	0.2990	> 29.75	1.010	0.4779	0.3101	0.1000	146.3
Std Dev	1.800	1.300	2.200	0.9000	0.9000	1.400	1.400
RSD %	602	4.4	217.8	188.3	290.2	1400	1

	Cd	Co	Cr	Cu	Fe	K	Mg
Conc Mean	0.2858	0.2876	0.2965	0.3126	122.5	23.28	73.21
Std Dev	1.300	1.300	1.800	2.100	1.400	0.8000	1.300
RSD %	454.9	452	607.1	671.8	1.1	3.4	1.8

	Mn	Mo	Na	Ni	Pb	Sb	Se
Conc Mean	0.1922	0.2852	25.79	0.2824	0.9772	0.9991	0.4799
Std Dev	1.300	1.400	2.900	1.100	2.100	1.800	1.600
RSD %	676.4	490.9	11.2	389.5	214.9	180.2	333.4

	Sn	Ti	Tl	U	V	W	Zn
Conc Mean	0.0002	1.018	0.9652		0.2920	# -0.0012	0.2992
Std Dev	177.8	1.400	1.100		3.600	3.000	1.200
RSD %	88900000	137.5	114		1232.9	250000	401.1

Lab Id: **CCV** Measure Date: **8/8/2017 10:21:54 AM**

Client Id:

Matrix	Weight	Volume	Pct Solid	Dilution	Factor	Units
	1	1	100	1	1.000	ppm

	Ag	Al	As	B	Ba	Be	Ca
Conc Mean	0.2500	0.9936	1.018	0.9600	1.029	0.9897	0.9801
Std Dev	3.800	1.400	0.2000	0.6000	0.8000	1.900	2.400
RSD %	1520	140.9	19.6	62.5	77.7	192	244.9

	Cd	Co	Cr	Cu	Fe	K	Mg
Conc Mean	1.006	1.018	0.9884	1.001	1.004	4.884	0.9972
Std Dev	0.9000	0.6000	0.7000	2.700	0.6000	1.000	0.5000
RSD %	89.5	58.9	70.8	269.7	59.8	20.5	50.1

	Mn	Mo	Na	Ni	Pb	Sb	Se
Conc Mean	0.9939	0.9875	5.178	1.012	1.019	1.016	1.002
Std Dev	0.8000	0.6000	1.400	0.5000	0.1000	0.6000	0.3000
RSD %	80.5	60.8	27	49.4	9.8	59.1	29.9

	Sn	Ti	Tl	U	V	W	Zn
Conc Mean	0.9979	0.9981	1.013		0.9969	# -0.0004	0.9887
Std Dev	1.000	1.200	0.5000		2.300	6.600	0.8000
RSD %	100.2	120.2	49.4		230.7	1650000	80.9

Lab Id: **CCB** Measure Date: **8/8/2017 10:24:38 AM**

Client Id:

Matrix	Weight	Volume	Pct Solid	Dilution	Factor	Units
	1	1	100	1	1.000	ppm

	Ag	Al	As	B	Ba	Be	Ca
Conc Mean	0.0002	# -0.0017	-0.0003	-0.0168	0.0000	-0.0004	-0.0068
Std Dev	388.1	57.30	124.6	0.8000	105.3	6.200	10.70
RSD %	194050000	3370588.2	41533333.3	4761.9		1550000	157352.9

	Cd	Co	Cr	Cu	Fe	K	Mg
Conc Mean	0.0000	-0.0009	-0.0001	-0.0005	-0.0078	0.0037	-0.0027
Std Dev	285.7	6.300	57.50	76.40	0.9000	23.10	0.1000
RSD %		700000	57500000	15280000	11538.5	624324.3	3703.7

	Mn	Mo	Na	Ni	Pb	Sb	Se
Conc Mean	-0.0004	0.0006	> 0.1546	-0.0007	-0.0005	# -0.0004	0.0005
Std Dev	7.800	35.30	4.900	61.10	48.10	21.90	161.3
RSD %	1950000	5883333.3	3169.5	8728571.4	9620000	5475000	32260000

	Sn	Ti	Tl	U	V	W	Zn
Conc Mean	0.0013	0.0008	-0.0011		-0.0004	# -0.0007	-0.0015
Std Dev	13.60	30.60	24.00		329.7	4.100	1.800
RSD %	1046153.8	3825000	2181818.2		82425000	585714.3	120000

Lab Id: **BY76294** Measure Date: **8/8/2017 10:30:05 AM**

Client Id: **BB-2 DUP**

Matrix	Weight	Volume	Pct Solid	Dilution	Factor	Units
396160-WS-S01	50	50	100	1	1.000	ppm

	Ag	Al	As	B	Ba	Be	Ca
Conc Mean	0.0001	# -0.0032	0.0154	0.2915	0.1066	-0.0002	131.4
Std Dev	679.2	272.0	6.000	2.200	3.600	59.70	2.500
RSD %	679200000	8500000	38961	754.7	3377.1	29850000	1.9

	Cd	Co	Cr	Cu	Fe	K	Mg
Conc Mean	0.0000	0.0045	0.0019	0.0011	2.846	17.49	27.84
Std Dev	34.60	8.000	1.900	12.40	2.300	0.5000	2.000
RSD %		177777.8	100000	1127272.7	80.8	2.9	7.2

	Mn	Mo	Na	Ni	Pb	Sb	Se
Conc Mean	0.4645	0.0055	23.46	0.0095	0.0022	0.0012	0.0005
Std Dev	1.900	7.100	4.000	1.900	83.80	2.400	133.3
RSD %	409	129090.9	17.1	20000	3809090.9	200000	26660000

	Sn	Ti	Tl	U	V	W	Zn
Conc Mean	0.0065	-0.0020	-0.0012		0.0017	# -0.0009	0.0489
Std Dev	16.40	3.700	4.600		61.40	11.30	2.200
RSD %	252307.7	185000	383333.3		3611764.7	1255555.6	4499

Lab Id: **CCV** Measure Date: **8/8/2017 11:00:05 AM**

Client Id:

Matrix	Weight	Volume	Pct Solid	Dilution	Factor	Units
	1	1	100	1	1.000	ppm

	Ag	Al	As	B	Ba	Be	Ca
Conc Mean	0.2555	1.001	1.030	0.9744	1.053	1.003	0.9991
Std Dev	4.700	3.700	1.200	1.100	3.000	1.700	2.900
RSD %	1839.5	369.6	116.5	112.9	284.9	169.5	290.3

	Cd	Co	Cr	Cu	Fe	K	Mg
Conc Mean	1.019	1.033	1.000	1.022	1.017	5.093	1.007
Std Dev	0.8000	1.000	0.9000	3.000	0.9000	1.600	0.5000
RSD %	78.5	96.8	90	293.5	88.5	31.4	49.7

	Mn	Mo	Na	Ni	Pb	Sb	Se
Conc Mean	1.006	0.9991	5.338	1.024	1.038	1.036	1.018
Std Dev	0.8000	1.100	1.900	0.6000	1.300	1.000	1.700
RSD %	79.5	110.1	35.6	58.6	125.2	96.5	167

	Sn	Ti	Tl	U	V	W	Zn
Conc Mean	1.016	1.019	1.035		1.012	# -0.0004	0.9995
Std Dev	0.9000	3.000	1.400		2.800	8.200	0.7000
RSD %	88.6	294.4	135.3		276.7	2050000	70

Lab Id: **CCB** Measure Date: **8/8/2017 11:02:49 AM**

Client Id:

Matrix	Weight	Volume	Pct Solid	Dilution	Factor	Units
	1	1	100	1	1.000	ppm

	Ag	Al	As	B	Ba	Be	Ca
Conc Mean	0.0009	# 0.0012	0.0016	-0.0144	> 0.0024	> 0.0018	-0.0031
Std Dev	82.90	53.20	9.500	1.000	2.200	1.200	41.00
RSD %	9211111.1	4433333.3	593750	6944.4	91666.7	66666.7	1322580.6

	Cd	Co	Cr	Cu	Fe	K	Mg
Conc Mean	> 0.0020	> 0.0014	> 0.0022	> 0.0012	-0.0053	0.0122	-0.0004
Std Dev	5.800	8.700	2.800	21.30	5.100	3.600	12.10
RSD %	290000	621428.6	127272.7	1775000	96226.4	29508.2	3025000

	Mn	Mo	Na	Ni	Pb	Sb	Se
Conc Mean	> 0.0020	0.0029	> 0.1103	0.0015	> 0.0022	0.0020	0.0028
Std Dev	1.700	4.300	4.700	1.300	31.70	50.30	42.00
RSD %	85000	148275.9	4261.1	86666.7	1440909.1	2515000	1500000

	Sn	Ti	Tl	U	V	W	Zn
Conc Mean	0.0056	0.0033	0.0008		> 0.0024	# -0.0007	0.0001
Std Dev	10.90	5.700	19.30		15.00	3.300	73.10
RSD %	194642.9	172727.3	2412500		625000	471428.6	73100000

Lab Id: **CRDL** Measure Date: **8/8/2017 4:50:52 PM**

Client Id:

Matrix	Weight	Volume	Pct Solid	Dilution	Factor	Units
	1	1	100	1	1.000	ppm

	Ag	Al	As	B	Ba	Be	Ca
Conc Mean	0.0052	0.0520	0.0194	# 0.0315	0.0102	0.0045	0.0585
Std Dev	7.400	2.400	0.4000	2.100	2.500	2.600	6.800
RSD %	142307.7	4615.4	2061.9	6666.7	24509.8	57777.8	11623.9

	Cd	Co	Cr	Cu	Fe	K	Mg
Conc Mean	0.0047	0.0046	0.0054	0.0042	0.0195	0.4766	0.0520
Std Dev	2.300	3.900	1.000	3.800	6.600	2.000	1.100
RSD %	48936.2	84782.6	18518.5	90476.2	33846.2	419.6	2115.4

	Mn	Mo	Na	Ni	Pb	Sb	Se
Conc Mean	0.0049	0.0487	0.4076	0.0045	0.0101	0.0245	0.0492
Std Dev	0.3000	1.000	2.700	12.00	5.100	1.000	0.9000
RSD %	6122.4	2053.4	662.4	266666.7	50495	4081.6	1829.3

	Sn	Ti	Tl	U	V	W	Zn
Conc Mean	0.0997	0.0499	0.0186		0.0102	# -0.0008	0.0097
Std Dev	2.100	2.400	2.200		6.100	3.200	2.200
RSD %	2106.3	4809.6	11828		59803.9	400000	22680.4

Lab Id: **ICSA** Measure Date: **8/8/2017 4:56:19 PM**

Client Id:

Matrix	Weight	Volume	Pct Solid	Dilution	Factor	Units
	1	1	100	1	1.000	ppm

	Ag	Al	As	B	Ba	Be	Ca
Conc Mean	0.0007	> 29.67	-0.0014	-0.0176	0.0004	-0.0004	> 150.7
Std Dev	101.9	3.500	51.20	3.900	15.20	22.80	2.900
RSD %	14557142.9	11.8	3657142.9	22159.1	3800000	5700000	1.9

	Cd	Co	Cr	Cu	Fe	K	Mg
Conc Mean	0.0023	0.0002	0.0000	-0.0002	> 128.1	-0.0007	> 75.88
Std Dev	0.9000	120.3	340.9	211.4	2.600	58.60	2.800
RSD %	39130.4	60150000		105700000	2	8371428.6	3.7

	Mn	Mo	Na	Ni	Pb	Sb	Se
Conc Mean	-0.0013	-0.0026	23.85	-0.0006	# -0.0040	# -0.0135	# -0.0233
Std Dev	2.100	7.100	4.000	15.20	44.90	4.400	5.700
RSD %	161538.5	273076.9	16.8	2533333.3	1122500	32592.6	24463.5

	Sn	Ti	Tl	U	V	W	Zn
Conc Mean	0.0007	-0.0040	-0.0035		# -0.0077	# -0.0013	0.0101
Std Dev	35.50	3.100	1.900		11.20	7.100	2.700
RSD %	5071428.6	77500	54285.7		145454.5	546153.8	26732.7

Lab Id: **ICSAB** Measure Date: **8/8/2017 4:59:02 PM**

Client Id:

Matrix	Weight	Volume	Pct Solid	Dilution	Factor	Units
	1	1	100	1	1.000	ppm

	Ag	Al	As	B	Ba	Be	Ca
Conc Mean	0.3057	> 30.02	1.041	0.4877	0.3127	0.1034	> 151.6
Std Dev	4.900	2.800	2.400	2.900	2.300	3.000	3.000
RSD %	1602.9	9.3	230.5	594.6	735.5	2901.4	2

	Cd	Co	Cr	Cu	Fe	K	Mg
Conc Mean	0.2998	0.2998	0.3085	0.3168	> 128.7	21.23	> 76.16
Std Dev	2.000	2.200	1.800	4.500	2.700	0.8000	2.700
RSD %	667.1	733.8	583.5	1420.5	2.1	3.8	3.5

	Mn	Mo	Na	Ni	Pb	Sb	Se
Conc Mean	0.1987	0.2960	24.10	0.2944	1.016	1.022	0.4975
Std Dev	2.200	2.100	2.900	2.000	1.300	2.100	2.500
RSD %	1107.2	709.5	12	679.3	128	205.5	502.5

	Sn	Ti	Tl	U	V	W	Zn
Conc Mean	0.0006	1.039	1.001		0.3003	# -0.0014	0.3097
Std Dev	20.60	3.000	1.200		5.800	7.700	2.200
RSD %	3433333.3	288.7	119.9		1931.4	550000	710.4

Mercury Water Digestion

HGWMPREP-396070 **QAQC Code** #QHG-WM **QAQC Sample #** BY75307 08/02/17 5:28 AM

Sample / C#	Acode	Dept	Initial Vol(mL)	Auto Block #	Final Vol (ml)	IPH	Comments	Start Date	Finish Date	Initials
BY75307 **	BLK		40	4	50			08/02	08/02	W/W
BY75307 ** - 3	DUP	VOA	40	4	50	<2		08/02	08/02	W/W
BY75307 **	LCS		40	4	50		1.0mL SP	08/02	08/02	W/W
BY75307 ** - 3	MS		40	4	50	<2	1.0mL SP	08/02	08/02	W/W
BY73935 - 3	HGWMPREP	AA1 ICP21 HG	1	4	50	<2	HCL pre.	08/02	08/02	W/W
BY74826 - 1	HGWMPREP	AA1 ICP21 HG	40	4	50	<2		08/02	08/02	W/W
BY75307 ** - 3	HGWMPREP	AA1 ICP11 HG	40	4	50	<2		08/02	08/02	W/W
BY75492 - 1	HGWMPREP	AA1 ICP21 HG	40	4	50	<2		08/02	08/02	W/W
BY75493 - 2	HGWMPREP	AA1 ICP21 HG	40	4	50	<2		08/02	08/02	W/W
BY75494 - 1	HGWMPREP	AA1 ICP21 HG	40	4	50	<2		08/02	08/02	W/W
BY75704 ** - 2	HGWMPREP	ICP13 HG VOA	40	4	50	<2		08/02	08/02	W/W
BY75705 ** - 7	HGWMPREP	ICP13 HG VOA	40	4	50	<2		08/02	08/02	W/W
BY75706 ** - 1	HGWMPREP	ICP13 HG VOA	40	4	50	<2		08/02	08/02	W/W
BY76088 ** - 3	HGWMPREP	AA3 ICP11 HG	40	4	50	<2		08/02	08/02	W/W
BY75711 - 6	HGWMPREP	ICP5 HG VOA	40	4	50	<2		08/02	08/02	W/W
BY76294 ** - 1	HGWMPREP	AA3 ICP19 HG	40	4	50	<2		08/02	08/02	W/W
BY76297 ** - 4	HGWMPREP	AA3 ICP19 HG	40	4	50	<2		08/02	08/02	W/W
BY76298 ** - 4	HGWMPREP	AA3 ICP19 HG	-	4	-	3		08/02	08/02	W/W
BY76301 - 7	HGWMPREP	AA1 ICP21 HG	40	4	50	<2		08/02	08/02	W/W

QC Rpt Cmnt

Prep Comment

Post Comment

Surrogate Id # --

Spike # IN VENT J2-HG02134

LCSID # IN VENT J2-HG02134

Tracking #

Tracking # AA04O

Tracking # AA04O

Time In 7:45

Time Out 9:45

Temp 95

Standards

Time Basic

Vendor Id	Item ID	Phoenix Lot Number	Vendor Lot Number	Expiration Date
Fisher	Nitric Acid	S#7H3	1116020	07/26/18
Fisher	Sulfuric Acid	S#7P0	3116091	07/15/18
Phoenix	AA - Mercury Standard 100ppb	AA04O	----------	01/16/18
Phoenix	AA - Mercury Standard 10ppm	AA03Q	----------	11/15/17
Phoenix	PREP - NACL HYDROXYLAMINE HYDROCHLORID	PREP09C	----------	07/18/18
Phoenix	PREP - POTASSIUM PERMANGANATE	PREP09N	----------	07/21/18
Phoenix	PREP - POTASSIUM PERSULFATE	PREP09D	----------	07/18/18

Mercury Water Digestion

HGWMPREP-396243 **QAQC Code** #QHG-WM **QAQC Sample #** BY76293 08/03/17 5:34 AM

Sample / C#	Acode	Dept	Initial Vol(mL)	Auto Block #	Final Vol (ml)	IPH	Comments	Start Date	Finish Date	Initials
BY76293 **	BLK		40	4	50		(1)	08/03	08/03	Q/W
BY76293 ** - 1	DUP		40	4	50	<2		08/03	08/03	Q/W
BY76293 **	LCS		40	4	50		1.0mL SP	08/03	08/03	Q/W
BY76293 ** - 1	MS		40	4	50	<2	1.0mL SP	08/03	08/03	Q/W
BY76293 ** - 1	HGWMPREP	AA3 ICP19 HG	40	4	50	<2		08/03	08/03	Q/W
BY76296 ** - 3	HGWMPREP	AA3 ICP19 HG	40	4	50	<2		08/03	08/03	Q/W
BY76298 ** - 4	HGWMPREP	AA3 ICP19 HG	40	4	50	<2		08/03	08/03	Q/W
BY76299 ** - 4	HGWMPREP	AA3 ICP19 HG	40	4	50	<2		08/03	08/03	Q/W
BY76573 ** - 1	HGWMPREP	AA3 ICP19 HG	40	4	50	<2		08/03	08/03	Q/W
BY76574 ** - 1	HGWMPREP	AA3 ICP19 HG	40	4	50	<2		08/03	08/03	Q/W
BY76575 ** - 1	HGWMPREP	AA3 ICP19 HG	40	4	50	<2		08/03	08/03	Q/W
BY76577 ** - 3	HGWMPREP	AA3 ICP19 HG	40	4	50	<2		08/03	08/03	Q/W
BY76578 ** - 5	HGWMPREP	AA3 ICP19 HG	40	4	50	<2		08/03	08/03	Q/W
BY76703 * - 1	HGWMPREP	ICP7 HG VOA	40	4	50	<2		08/03	08/03	Q/W
BY75712 - 8	HGWMPREP	ICP5 HG VOA	40	4	50	<2		08/03	08/03	Q/W
BY75831 - 1	HGWMPREP	ICP14 HG	40	4	50	<2		08/03	08/03	Q/W
BY76429 - 2	HGWMPREP	ICP7 HG VOA	40	4	50	<2		08/03	08/03	Q/W
BY76440 - 1	HGWMPREP	AA4 ICP10 HG	40	4	50	<2		08/03	08/03	Q/W
BY77009 ** - 4	HGWMPREP	AA3 ICP10 HG	40	4	50	<2		08/03	08/03	Q/W
BY77010 ** - 5	HGWMPREP	AA3 ICP10 HG	40	4	50	<2		08/03	08/03	Q/W
BY76836 - 2	HGWMPREP	AA4 ICP10 HG	40	4	50	<2		08/03	08/03	Q/W
BY76985 - 6	HGWMPREP	AA4 ICP10 HG	40	4	50	<2		08/03	08/03	Q/W
BY76986 - 6	HGWMPREP	AA4 ICP10 HG	40	4	50	<2		08/03	08/03	Q/W
BY77221 - 1	HGWMPREP	ICP7 HG VOA	40	4	50	<2		08/03	08/03	Q/W

QC Rpt Cmnt

Prep Comment

Post Comment

Surrogate Id # --

Spike # IN VENT J2-HG02134

LCSID # IN VENT J2-HG02134

Tracking #

Tracking # AA04P

Tracking # AA04P

Time In 7:45

Time Out 9:45

Temp 95

Standards

Time Basic

Vendor Id	Item ID	Phoenix Lot Number	Vendor Lot Number	Expiration Date
Fisher	Nitric Acid	S#7H3	1116020	07/26/18
Fisher	Sulfuric Acid	S#7P0	3116091	07/15/18
Phoenix	AA - Mercury Standard 100ppb	AA04P	----------	01/29/18
Phoenix	AA - Mercury Standard 10ppm	AA03Q	----------	11/15/17
Phoenix	PREP - NACL HYDROXYLAMINE HYDROCHLORID	PREP09V	----------	07/26/18
Phoenix	PREP - POTASSIUM PERMANGANATE	PREP09Z	----------	07/27/18
Phoenix	PREP - POTASSIUM PERSULFATE	PREP09D	----------	07/18/18

Total Metals Digestion, AA Waters

TMD-AWM-396159 **QAQC Code** **QAQC Sample #** BY76293 08/02/17 3:38 PM

Sample / C#	Acode	Dept	Initial Vol(mL)	Auto Block #	Final Vol (ml)	IPH	Comments	Start Date	Finish Date	Initials
BY76293 **	BLK		50	2	25		1	08/02	08/03	AG
BY76293 **	LCS		50	2	25		0.25 mL s	08/02	08/03	AG
BY76293 **	MS		50	2	25		0.25 mL s	08/02	08/03	AG
BY76293 **	DUP		50	2	25			08/02	08/03	AG
BY76043 - 5	TMD-AWM	AA2 ICP14	50	2	25	<2		08/02	08/03	AG
BY76044 - 2	TMD-AWM	AA2 ICP10	50	2	25	<2		08/02	08/03	AG
BY76045 - 3	TMD-AWM	AA2 ICP10	50	2	25	<2		08/02	08/03	AG
BY76088 ** - 3	TMD-AWM	AA3 ICP11 HG	50	2	25	<2		08/02	08/03	AG
BY76293 ** - 1	TMD-AWM	AA3 ICP19 HG	50	2	25	<2		08/02	08/03	AG
BY76294 ** - 1	TMD-AWM	AA3 ICP19 HG	50	2	25	<2		08/02	08/03	AG
BY76296 ** - 3	TMD-AWM	AA3 ICP19 HG	50	2	25	<2		08/02	08/03	AG
BY76297 ** - 4	TMD-AWM	AA3 ICP19 HG	50	2	25	<2		08/02	08/03	AG
BY76299 ** - 4	TMD-AWM	AA3 ICP19 HG	50	2	25	<2		08/02	08/03	AG
BY76301 - 7	TMD-AWM	AA1 ICP21 HG	50	2	25	<2		08/02	08/03	AG
BY76440 - 1	TMD-AWM	AA4 ICP10 HG	50	2	25	<2		08/02	08/03	AG
BY76461 - 1	TMD-AWM	AA2 ICP5	50	2	25	<2		08/02	08/03	AG
BY76462 - 1	TMD-AWM	AA1 ICP3	50	2	25	<2		08/02	08/03	AG
BY76463 - 1	TMD-AWM	AA2 ICP5	50	2	25	<2		08/02	08/03	AG
BY76573 ** - 1	TMD-AWM	AA3 ICP19 HG	50	2	25	<2		08/02	08/03	AG
BY76574 ** - 1	TMD-AWM	AA3 ICP19 HG	50	2	25	<2		08/02	08/03	AG
BY76575 ** - 1	TMD-AWM	AA3 ICP19 HG	50	2	25	<2		08/02	08/03	AG
BY76576 ** - 5	TMD-AWM	AA3 ICP19 HG	-	2	-	3		08/02	08/02	AG
BY76577 ** - 3	TMD-AWM	AA3 ICP19 HG	50	2	25	<2		08/02	08/03	AG
BY76578 ** - 5	TMD-AWM	AA3 ICP19 HG	50	2	25	<2		08/02	08/03	AG

QC Rpt Cmnt

Prep Comment Metals: As3, Cd7, Pb5, Sb11, Se12, Tl14 ||

Post Comment

Surrogate Id # **Tracking #** **Time In** 19:00

Spike # **Tracking #** **Time Out** 0:00

LCSID # **Tracking #** **Temp** 95c

Standards **Time Basic**

Vendor Id	Item ID	Phoenix Lot Number	Vendor Lot Number	Expiration Date
Brand-Nu	Hydrogen Peroxide 30% (6x500ml)	S#7L3	0424W08	12/23/17
Fisher	Nitric Acid	S#7H1	1117020	07/14/18
Phoenix	AA - spike	AA04A	----------	01/04/18

Total Metals Digestion, AA Waters

TMD-AWM-396351 **QAQC Code** **QAQC Sample #** BY77045 08/03/17 3:00 PM

Sample / C#	Acode	Dept	Initial Vol(mL)	Auto Block #	Final Vol (ml)	IPH	Comments	Start Date	Finish Date	Initials
BY77045	BLK	AA1, ICP4	50	6	25	<2	1	08/03	08/04	AG
BY77045	LCS		50	6	25	<2	0.25 mL s	08/03	08/04	AG
BY77045	MS		50	6	25	<2	0.25 mL s	08/03	08/04	AG
BY77045	DUP		50	6	25	<2		08/03	08/04	AG
BY76298 ** - 4	TMD-AWM	AA3 ICP19 HG	50	6	25	<2		08/03	08/04	AG
BY76464 - 1	TMD-AWM	AA2 ICP5	50	6	25	<2		08/03	08/04	AG
BY76500 - 1	TMD-AWM	AA1 ICP1	50	6	25	<2		08/03	08/04	AG
BY76576 ** - 5	TMD-AWM	AA3 ICP19 HG	50	6	25	<2		08/03	08/04	AG
BY76836 - 2	TMD-AWM	AA4 ICP10 HG	50	6	25	<2		08/03	08/04	AG
BY76985 - 6	TMD-AWM	AA4 ICP10 HG	50	6	25	<2		08/03	08/04	AG
BY76986 - 6	TMD-AWM	AA4 ICP10 HG	50	6	25	<2		08/03	08/04	AG
BY77004 ** - 1	TMD-AWM	AA1 ICP2	50	6	25	<2		08/03	08/04	AG
BY77007 ** - 3	TMD-AWM	AA1 ICP2	50	6	25	<2		08/03	08/04	AG
BY77009 ** - 4	TMD-AWM	AA3 ICP10 HG	50	6	25	<2		08/03	08/04	AG
BY77010 ** - 5	TMD-AWM	AA3 ICP10 HG	50	6	25	<2		08/03	08/04	AG
BY77045 - 1	TMD-AWM	AA1 ICP4	50	6	25	<2		08/03	08/04	AG
BY77046 - 1	TMD-AWM	AA1 ICP4	50	6	25	<2		08/03	08/04	AG
BY77259 - 4	TMD-AWM	AA4 ICP10 HG	50	6	25	<2		08/03	08/04	AG
BY77260 - 2	TMD-AWM	AA4 ICP10 HG	50	6	25	<2		08/03	08/04	AG
BY77262 - 2	TMD-AWM	AA4 ICP11 HG	50	6	25	<2		08/03	08/04	AG
BY77263 - 1	TMD-AWM	AA4 ICP11 HG	50	6	25	<2		08/03	08/04	AG
BY77284 - 1	TMD-AWM	AA1 ICP8 HG	50	6	25	<2		08/03	08/04	AG
BY77530 - 7	TMD-AWM	AA1 ICP23 HG	50	6	25	<2		08/03	08/04	AG
BY77531 - 3	TMD-AWM	AA1 ICP23 HG	-	6	-	3		08/03	08/03	AG

QC Rpt Cmnt

Prep Comment Metals: As1, Cd8, Pb12, Sb2, Se13, Tl14 ||

Post Comment

Surrogate Id # **Tracking #** **Time In** 19:00

Spike # **Tracking #** **Time Out** 0:15

LCSID # **Tracking #** **Temp** 95C

Standards **Time Basic**

Vendor Id	Item ID	Phoenix Lot Number	Vendor Lot Number	Expiration Date
Brand-Nu	Hydrogen Peroxide 30% (6x500ml)	S#7L3	0424W08	12/23/17
Fisher	Nitric Acid	S#7H1	1117020	07/14/18
Phoenix	AA - spike	AA04A	----------	01/04/18

NWW **Total Metals Digestion, Waters**

TMD-WM-396160 **QAQC Code** #Q$ICP **QAQC Sample #** BY76293 08/02/17 3:39 PM

Sample / C#	Acode	Dept	Initial Vol(mL)	Auto Block #	Final Vol (ml)	IPH	Comments	Start Date	Finish Date	Initials
BY76293 **	BLK		50	2	50		1	08/02	08/03	AG
BY76293 **	LCS		50	2	50		0.5 mL of	08/02	08/03	AG
BY76293 **	MS		50	2	50		0.5 mL of	08/02	08/03	AG
BY76293 **	DUP		50	2	50			08/02	08/03	AG
BY75492 - 1	TMD-WM	AA1 ICP21 HG	50	2	50	<2		08/02	08/03	AG
BY75493 - 2	TMD-WM	AA1 ICP21 HG	50	2	50	<2		08/02	08/03	AG
BY75494 - 1	TMD-WM	AA1 ICP21 HG	50	2	50	<2		08/02	08/03	AG
BY75501 - 1	TMD-WM	ICP1	50	2	50	<2		08/02	08/03	AG
BY75529 - 2	TMD-WM	ICP1	50	2	50	<2		08/02	08/03	AG
BY75846 - 1	TMD-WM	ICP3	50	2	50	<2		08/02	08/03	AG
BY75894 - 3	TMD-WM	ICP1	50	2	50	<2		08/02	08/03	AG
BY75930 ** - 1	TMD-WM	ICP1	50	2	50	<2		08/02	08/03	AG
BY76293 ** - 1	TMD-WM	AA3 ICP19 HG	50	2	50	<2		08/02	08/03	AG
BY76294 ** - 1	TMD-WM	AA3 ICP19 HG	50	2	50	<2		08/02	08/03	AG
BY76296 ** - 3	TMD-WM	AA3 ICP19 HG	50	2	50	<2		08/02	08/03	AG
BY76297 ** - 4	TMD-WM	AA3 ICP19 HG	50	2	50	<2		08/02	08/03	AG
BY76299 ** - 4	TMD-WM	AA3 ICP19 HG	50	2	50	<2		08/02	08/03	AG
BY76382 ** - 8	TMD-WM	ICP7 HG	-	2	-	4		08/02	08/02	AG
BY76573 ** - 1	TMD-WM	AA3 ICP19 HG	50	2	50	<2		08/02	08/03	AG
BY76574 ** - 1	TMD-WM	AA3 ICP19 HG	50	2	50	<2		08/02	08/03	AG
BY76575 ** - 1	TMD-WM	AA3 ICP19 HG	50	2	50	<2		08/02	08/03	AG
BY76576 ** - 5	TMD-WM	AA3 ICP19 HG	-	2	-	3		08/02	08/02	AG
BY76577 ** - 3	TMD-WM	AA3 ICP19 HG	50	2	50	<2		08/02	08/03	AG
BY76578 ** - 5	TMD-WM	AA3 ICP19 HG	50	2	50	<2		08/02	08/03	AG

QC Rpt Cmnt

Prep Comment Metals: Ag15, Al15, As15, B3, Ba15, Be14, Ca14, Cd15, Co14, Cr15, Cu14, Fe16, K14, Mg14, Mn15, Na15, Ni14, Pb16, Sb3, Se4, V14, Zn14 ||

Post Comment

Surrogate Id # **Tracking #** **Time In** 18:00

Spike # **Tracking #** **Time Out** 23:30

LCSID # **Tracking #** **Temp** 95c

Standards **Time Basic**

Vendor Id	Item ID	Phoenix Lot Number	Vendor Lot Number	Expiration Date
Absolute Stand	Zirconium (Zr)			
Fisher	Hydrochloric Acid	S#7YO	4116111	07/28/18
Fisher	Nitric Acid	S#7H3	1116020	07/26/18
Inorganic Vent	100 PPM Gold HCL 125mL			
Inorganic Vent	Second Source 1	S#7QH	K2-MEB650696	07/27/18
Inorganic Vent	Second Source 2	S#7QO	K2-MEB650697	07/27/18
Phoenix	ICP - TUNGSTEN SPIKE		----------	

NWW **Total Metals Digestion, Waters**

TMD-WM-396353 **QAQC Code** #Q$ICP **QAQC Sample #** BY77634 08/03/17 3:01 PM

Sample / C#	Acode	Dept	Initial Vol(mL)	Auto Block #	Final Vol (ml)	IPH	Comments	Start Date	Finish Date	Initials
BY77634	BLK	ICP3	50	4	50	<2	1	08/03	08/04	AG
BY77634	LCS		50	4	50	<2	Au+0.5 m	08/03	08/04	AG
BY77634	MS		50	4	50	<2	Au+0.5 m	08/03	08/04	AG
BY77634	DUP		50	4	50	<2		08/03	08/04	AG
BY76298 ** - 4	TMD-WM	AA3 ICP19 HG	50	4	50	<2		08/03	08/04	AG
BY76382 ** - 8	TMD-WM	ICP7 HG	50	4	50	<2		08/03	08/04	AG
BY76576 ** - 5	TMD-WM	AA3 ICP19 HG	50	4	50	<2		08/03	08/04	AG
BY77284 - 1	TMD-WM	AA1 ICP8 HG	50	4	50	<2		08/03	08/04	AG
BY77633 - 1	TMD-WM	ICP1	50	4	50	<2		08/03	08/04	AG
BY77634 - 1	TMD-WM	ICP3	50	4	50	<2		08/03	08/04	AG
BY77638 - 4	TMD-WM	AA1 ICP13 HG	50	4	50	<2		08/03	08/04	AG
BY77639 - 4	TMD-WM	AA1 ICP13 HG	50	4	50	<2		08/03	08/04	AG
BY77640 - 4	TMD-WM	AA1 ICP13 HG	50	4	50	<2		08/03	08/04	AG
BY77530 - 7	TMD-WM	AA1 ICP23 HG	50	4	50	<2		08/03	08/04	AG
BY77531 - 3	TMD-WM	AA1 ICP23 HG	-	4	-	3		08/03	08/03	AG
BY77532 - 6	TMD-WM	AA1 ICP23 HG	50	4	50	<2		08/03	08/04	AG
BY77533 - 7	TMD-WM	AA1 ICP23 HG	50	4	50	<2		08/03	08/04	AG
BY77534 - 5	TMD-WM	AA1 ICP23 HG	50	4	50	<2		08/03	08/04	AG
BY77535 - 6	TMD-WM	AA1 ICP23 HG	50	4	50	<2		08/03	08/04	AG
BY77536 - 6	TMD-WM	AA1 ICP23 HG	50	4	50	<2		08/03	08/04	AG
BY77537 - 6	TMD-WM	AA1 ICP23 HG	50	4	50	<2		08/03	08/04	AG
BY77538 - 7	TMD-WM	AA1 ICP23 HG	-	4	-	7		08/03	08/03	AG
BY77540 - 9	TMD-WM-AU	AA1 ICP24 HG	50	4	50	<2		08/03	08/04	AG
BY76741 - 1	TMD-WM	ICP2	5	4	50	<2		08/03	08/04	ag

QC Rpt Cmnt

Prep Comment Metals: Ag17, Al14, As16, Au1, B10, Ba16, Be16, Ca12, Cd17, Co12, Cr16, Cu16, Fe14, K12, Mg12, Mn14, Na12, Ni16, Pb17, Sb13, Se15, V15, Zn16 || Au=0.5 mL Au spk

Post Comment

Surrogate Id # **Tracking #** **Time In** 17:00

Spike # **Tracking #** **Time Out** 22:30

LCSID # **Tracking #** **Temp** 95C

Standards **Time Basic**

Vendor Id	Item ID	Phoenix Lot Number	Vendor Lot Number	Expiration Date
Absolute Stand	Zirconium (Zr)			
Fisher	Hydrochloric Acid	S#7YO	4116111	07/28/18
Fisher	Nitric Acid	S#7H3	1116020	07/26/18
Inorganic Vent	100 PPM Gold HCL 125mL	S#4WB	K2-AU04065	01/28/18
Inorganic Vent	Second Source 1	S#7QH	K2-MEB650696	07/27/18
Inorganic Vent	Second Source 2	S#7QO	K2-MEB650697	07/27/18
Phoenix	ICP - TUNGSTEN SPIKE		----------	

PHOENIX
Environmental Laboratories, Inc.

587 East Middle Turnpike, P.O. Box 370, Manchester, CT 06040
Telephone: 860.645.1102 • Fax: 860.645.0823

NY ANALYTICAL SERVICES PROTOCOL DATA PACKAGE

NETC

125 BATH ST

GCC81347

Ver 1

Data Package Table of Contents

GCC81347 Analytical Report 4
- Cover Letter 4
- Project Summary 5
- SDG Comments 8
- Sample Id Cross Reference 9
- Analytical Report 10
- Canister Sampling Information 22
- QA/QC Report 23
- Sample Criteria Audit Report 25
- Analysis Narratives 26
- COC-GCC81347.pdf 27

GCC81347 Air V1 29
- Organic Flags 30
- Non-Conformance Summary 31
- Monitoring Compound Recovery (Form 2) 33
- Spike Recovery (Form 3) 34
- Method Blank Summary (Form 4) 36
- Tune Summary (Form 5) 37
  - CHEM24 - 0320_03.D 37
  - CHEM24 - 0403_02.D 39
- Internal Standard (Form 8) 41
  - CHEM24 - 03/21/19 03:14 41
  - CHEM24 - 04/03/19 16:38 43
- Analysis Data Sheet (Form 1) 45
  - CC81347 / SS 45
  - CC81348 / IA 57
  - CC81349 / IA DUP 66
  - CC81350 / OA 75
- Initial Calibration Summary (Form 6) 84
  - CHEM24 84
  - CHEM24 - 03/21/19 87
- Continuing Calibration Summary (Form 7) 139
- Analysis Data Sheet QC (Form 1) 149
  - CC80334 LCS 149
  - CC80334 QC 155
  - CC80334 BLANK 173

CC80334 DUP 178
Canister Cleaning Batch# 1460 195
Canister Cleaning Batch# 1461 201
Canister Cleaning Batch# 1464 207
Injection Log 213
Injection Log - CHEM20 03/07/01 213
Injection Log - CHEM24 03/03/01 214
Injection Log - CHEM24 03/11/01 217
Injection Log - CHEM24 03/20/01 218
Injection Log - CHEM24 04/03/01 219

PHOENIX
Environmental Laboratories, Inc.

Tuesday, April 30, 2019

Attn: Mr. Rob Gray
NETC
PO Box 2167
Ballston Spa, NY 12020

Project ID: **125 BATH ST**
SDG ID: **GCC81347**
Sample ID#s: **CC81347 - CC81350**

This laboratory is in compliance with the NELAC requirements of procedures used except where indicated.

This report contains results for the parameters tested, under the sampling conditions described on the Chain Of Custody, as received by the laboratory. This report is incomplete unless all pages indicated in the pagination at the bottom of the page are included.

A scanned version of the COC form accompanies the analytical report and is an exact duplicate of the original.

If you are the client above and have any questions concerning this testing, please do not hesitate to contact Phoenix Client Services at ext.200. The contents of this report cannot be discussed with anyone other than the client listed above without their written consent.

Sincerely yours,

Phyllis Shiller
Laboratory Director

NELAC - #NY11301
CT Lab Registration #PH-0618
MA Lab Registration #M-CT007
ME Lab Registration #CT-007
NH Lab Registration #213693-A,B
NJ Lab Registration #CT-003
NY Lab Registration #11301
PA Lab Registration #68-03530
RI Lab Registration #63
UT Lab Registration #CT00007
VT Lab Registration #VT11301

Environmental Laboratories, Inc.
587 East Middle Turnpike, P.O.Box 370, Manchester, CT 06045
Tel. (860) 645-1102 Fax (860) 645-0823

ACCREDITED IN ACCORDANCE WITH nelac NY # 11301

PROJECT NARRATIVE

Client: NETC
Project: 125 BATH ST
Laboratory Project: GCC81347

Environmental Laboratories, Inc.
587 East Middle Turnpike, P.O.Box 370, Manchester, CT 06040
Tel. (860) 645-1102 Fax (860) 645-0823

ACCREDITED IN ACCORDANCE WITH nelac NY # 11301

Project Narrative

April 30, 2019

SDG I.D.: GCC81347

NETC 125 BATH ST

Methodology Summary

Volatiles in Air

Compendium of Methods for the Determination of Toxic Organic Compounds in Ambient Air: Method TO-15, Second Edition, U. S. Environmental Protection Agency, January 1999.

Environmental Laboratories, Inc.
587 East Middle Turnpike, P.O.Box 370, Manchester, CT 06040
Tel. (860) 645-1102 Fax (860) 645-0823

NY # 11301

Project Narrative

April 30, 2019

SDG I.D.: GCC81347

NETC 125 BATH ST

Laboratory Chronicle

Sample	Analysis	Collection Date	Prep Date	Analysis Date	Analyst	Hold Time Met
CC81347	Volatiles (TO15)	03/29/19	04/04/19	04/04/19	KCA	Y
CC81348	Volatiles (TO15)	03/29/19	04/04/19	04/04/19	KCA	Y
CC81349	Volatiles (TO15)	03/29/19	04/04/19	04/04/19	KCA	Y
CC81350	Volatiles (TO15)	03/29/19	04/04/19	04/04/19	KCA	Y

Environmental Laboratories, Inc.
587 East Middle Turnpike, P.O.Box 370, Manchester, CT 06045
Tel. (860) 645-1102 Fax (860) 645-0823

NY # 11301

SDG Comments

April 30, 2019

SDG I.D.: GCC81347

Any compound that is not detected above the MDL/LOD is reported as ND on the report and is reported in the electronic deliverables (EDD) as <RL or U at the RL per state and EPA guidance.

Version 1: Analysis results minus raw data.

Version 2: Complete report with raw data.

Environmental Laboratories, Inc.
587 East Middle Turnpike, P.O.Box 370, Manchester, CT 06045
Tel. (860) 645-1102 Fax (860) 645-0823

NY # 11301

Sample Id Cross Reference

April 30, 2019

SDG I.D.: GCC81347

Project ID: 125 BATH ST

Client Id	Lab Id	Matrix
SS	CC81347	AIR
IA	CC81348	AIR
IA DUP	CC81349	AIR
OA	CC81350	AIR

Environmental Laboratories, Inc.
587 East Middle Turnpike, P.O.Box 370, Manchester, CT 06045
Tel. (860) 645-1102 Fax (860) 645-0823

ACCREDITED IN ACCORDANCE WITH nelac NY # 11301

Analysis Report

April 30, 2019

FOR: Attn: Mr. Rob Gray
NETC
PO Box 2167
Ballston Spa, NY 12020

Sample Information		Custody Information		Date	Time
Matrix:	AIR	Collected by:	RG	03/29/19	10:00
Location Code:	NETC	Received by:	B	04/03/19	17:00
Rush Request:	72 Hour	Analyzed by:	see "By" below		
P.O.#:					
Canister Id:	28555				

Laboratory Data

SDG ID: GCC81347
Phoenix ID: CC81347

Project ID: 125 BATH ST
Client ID: SS

Parameter	ppbv Result	ppbv RL	LOD/ MDL	ug/m3 Result	ug/m3 RL	LOD/ MDL	Date/Time	By	Dilution	
Volatiles (TO15)										
1,1,1,2-Tetrachloroethane	ND	*0.146*	0.146	ND	*1.00*	1.00	04/04/19	KCA	1	1
1,1,1-Trichloroethane	ND	*0.183*	0.183	ND	*1.00*	1.00	04/04/19	KCA	1	
1,1,2,2-Tetrachloroethane	ND	*0.146*	0.146	ND	*1.00*	1.00	04/04/19	KCA	1	
1,1,2-Trichloroethane	ND	*0.183*	0.183	ND	*1.00*	1.00	04/04/19	KCA	1	
1,1-Dichloroethane	ND	*0.247*	0.247	ND	*1.00*	1.00	04/04/19	KCA	1	
1,1-Dichloroethene	ND	*0.051*	0.051	ND	*0.20*	0.20	04/04/19	KCA	1	
1,2,4-Trichlorobenzene	ND	*0.135*	0.135	ND	*1.00*	1.00	04/04/19	KCA	1	
1,2,4-Trimethylbenzene	ND	*0.204*	0.204	ND	*1.00*	1.00	04/04/19	KCA	1	
1,2-Dibromoethane(EDB)	ND	*0.130*	0.130	ND	*1.00*	1.00	04/04/19	KCA	1	
1,2-Dichlorobenzene	ND	*0.166*	0.166	ND	*1.00*	1.00	04/04/19	KCA	1	
1,2-Dichloroethane	ND	*0.247*	0.247	ND	*1.00*	1.00	04/04/19	KCA	1	
1,2-dichloropropane	ND	*0.217*	0.217	ND	*1.00*	1.00	04/04/19	KCA	1	
1,2-Dichlorotetrafluoroethane	ND	*0.143*	0.143	ND	*1.00*	1.00	04/04/19	KCA	1	
1,3,5-Trimethylbenzene	ND	*0.204*	0.204	ND	*1.00*	1.00	04/04/19	KCA	1	
1,3-Butadiene	ND	*0.452*	0.452	ND	*1.00*	1.00	04/04/19	KCA	1	
1,3-Dichlorobenzene	ND	*0.166*	0.166	ND	*1.00*	1.00	04/04/19	KCA	1	
1,4-Dichlorobenzene	ND	*0.166*	0.166	ND	*1.00*	1.00	04/04/19	KCA	1	
1,4-Dioxane	ND	*0.278*	0.278	ND	*1.00*	1.00	04/04/19	KCA	1	
2-Hexanone(MBK)	ND	*0.244*	0.244	ND	*1.00*	1.00	04/04/19	KCA	1	1
4-Ethyltoluene	ND	*0.204*	0.204	ND	*1.00*	1.00	04/04/19	KCA	1	1
4-Isopropyltoluene	ND	*0.182*	0.182	ND	*1.00*	1.00	04/04/19	KCA	1	1
4-Methyl-2-pentanone(MIBK)	ND	*0.244*	0.244	ND	*1.00*	1.00	04/04/19	KCA	1	
Acetone	20.2	*0.421*	0.421	48.0	*1.00*	1.00	04/04/19	KCA	1	
Acrylonitrile	ND	*0.461*	0.461	ND	*1.00*	1.00	04/04/19	KCA	1	
Benzene	ND	*0.313*	0.313	ND	*1.00*	1.00	04/04/19	KCA	1	
Benzyl chloride	ND	*0.193*	0.193	ND	*1.00*	1.00	04/04/19	KCA	1	

Project ID: 125 BATH ST
Client ID: SS

Phoenix I.D.: CC81347

Parameter	ppbv Result		ppbv RL	LOD/ MDL	ug/m3 Result	ug/m3 RL	LOD/ MDL	Date/Time	By	Dilution	
Bromodichloromethane	ND		*0.149*	0.149	ND	*1.00*	1.00	04/04/19	KCA	1	
Bromoform	ND		*0.097*	0.097	ND	*1.00*	1.00	04/04/19	KCA	1	
Bromomethane	ND		*0.258*	0.258	ND	*1.00*	1.00	04/04/19	KCA	1	
Carbon Disulfide	1.48		*0.321*	0.321	4.61	*1.00*	1.00	04/04/19	KCA	1	
Carbon Tetrachloride	0.034		*0.032*	0.032	0.21	*0.20*	0.20	04/04/19	KCA	1	
Chlorobenzene	ND		*0.217*	0.217	ND	*1.00*	1.00	04/04/19	KCA	1	
Chloroethane	ND		*0.379*	0.379	ND	*1.00*	1.00	04/04/19	KCA	1	
Chloroform	ND		*0.205*	0.205	ND	*1.00*	1.00	04/04/19	KCA	1	
Chloromethane	ND		*0.485*	0.485	ND	*1.00*	1.00	04/04/19	KCA	1	
Cis-1,2-Dichloroethene	ND		*0.051*	0.051	ND	*0.20*	0.20	04/04/19	KCA	1	
cis-1,3-Dichloropropene	ND		*0.221*	0.221	ND	*1.00*	1.00	04/04/19	KCA	1	
Cyclohexane	ND		*0.291*	0.291	ND	*1.00*	1.00	04/04/19	KCA	1	
Dibromochloromethane	ND		*0.118*	0.118	ND	*1.00*	1.00	04/04/19	KCA	1	
Dichlorodifluoromethane	0.807		*0.202*	0.202	3.99	*1.00*	1.00	04/04/19	KCA	1	
Ethanol	128	E	*0.531*	0.531	241	*1.00*	1.00	04/04/19	KCA	1	1
Ethyl acetate	ND		*0.278*	0.278	ND	*1.00*	1.00	04/04/19	KCA	1	1
Ethylbenzene	ND		*0.230*	0.230	ND	*1.00*	1.00	04/04/19	KCA	1	
Heptane	ND		*0.244*	0.244	ND	*1.00*	1.00	04/04/19	KCA	1	
Hexachlorobutadiene	ND		*0.094*	0.094	ND	*1.00*	1.00	04/04/19	KCA	1	
Hexane	ND		*0.284*	0.284	ND	*1.00*	1.00	04/04/19	KCA	1	
Isopropylalcohol	2.90		*0.407*	0.407	7.12	*1.00*	1.00	04/04/19	KCA	1	
Isopropylbenzene	ND		*0.204*	0.204	ND	*1.00*	1.00	04/04/19	KCA	1	
m,p-Xylene	ND		*0.230*	0.230	ND	*1.00*	1.00	04/04/19	KCA	1	
Methyl Ethyl Ketone	0.888		*0.339*	0.339	2.62	*1.00*	1.00	04/04/19	KCA	1	
Methyl tert-butyl ether(MTBE)	ND		*0.278*	0.278	ND	*1.00*	1.00	04/04/19	KCA	1	
Methylene Chloride	ND		*0.864*	0.864	ND	*3.00*	3.00	04/04/19	KCA	1	
n-Butylbenzene	ND		*0.182*	0.182	ND	*1.00*	1.00	04/04/19	KCA	1	1
o-Xylene	ND		*0.230*	0.230	ND	*1.00*	1.00	04/04/19	KCA	1	
Propylene	ND		*0.581*	0.581	ND	*1.00*	1.00	04/04/19	KCA	1	1
sec-Butylbenzene	ND		*0.182*	0.182	ND	*1.00*	1.00	04/04/19	KCA	1	1
Styrene	ND		*0.235*	0.235	ND	*1.00*	1.00	04/04/19	KCA	1	
Tetrachloroethene	ND		*0.037*	0.037	ND	*0.25*	0.25	04/04/19	KCA	1	
Tetrahydrofuran	ND		*0.339*	0.339	ND	*1.00*	1.00	04/04/19	KCA	1	1
Toluene	0.352		*0.266*	0.266	1.33	*1.00*	1.00	04/04/19	KCA	1	
Trans-1,2-Dichloroethene	ND		*0.252*	0.252	ND	*1.00*	1.00	04/04/19	KCA	1	
trans-1,3-Dichloropropene	ND		*0.221*	0.221	ND	*1.00*	1.00	04/04/19	KCA	1	
Trichloroethene	ND		*0.037*	0.037	ND	*0.20*	0.20	04/04/19	KCA	1	
Trichlorofluoromethane	4.69		*0.178*	0.178	26.3	*1.00*	1.00	04/04/19	KCA	1	
Trichlorotrifluoroethane	0.149		*0.131*	0.131	1.14	*1.00*	1.00	04/04/19	KCA	1	
Vinyl Chloride	ND		*0.078*	0.078	ND	*0.20*	0.20	04/04/19	KCA	1	
QA/QC Surrogates/Internals											
% Bromofluorobenzene	92		*%*	%	92	*%*	%	04/04/19	KCA	1	
% IS-1,4-Difluorobenzene	94		*%*	%	94	*%*	%	04/04/19	KCA	1	
% IS-Bromochloromethane	86		*%*	%	86	*%*	%	04/04/19	KCA	1	
% IS-Chlorobenzene-d5	95		*%*	%	95	*%*	%	04/04/19	KCA	1	

Parameter	ppbv Result	ppbv RL	LOD/ MDL	ug/m3 Result	ug/m3 RL	LOD/ MDL	Date/Time	By	Dilution

1 = This parameter is not certified by the primary accrediting authority (NY NELAC) for this matrix. NY NELAC does not offer certification for all parameters at this time.

RL/PQL=Reporting/Practical Quantitation Level (Equivalent to NELAC LOQ, Limit of Quantitation) ND=Not Detected BRL=Below Reporting Level L=Biased Low LOD=Limit of Detection MDL=Method Detection Limit1
QA/QC Surrogates: Surrogates are compounds (preceeded with a %) added by the lab to determine analysis efficiency. Surrogate results(%) listed in the report are not "detected" compounds.

Comments:

The canister was received under no vacuum, therefore sample results may not be representative.

E = Estimated value quantitated above calibration range for this compound.

If you are the client above and have any questions concerning this testing, please do not hesitate to contact Phoenix Client Services at ext.200.
The contents of this report cannot be discussed with anyone other than the client listed above without their written consent.



Phyllis Shiller, Laboratory Director
April 30, 2019
Reviewed and Released by: Greg Lawrence, Assistant Lab Director

Environmental Laboratories, Inc.
587 East Middle Turnpike, P.O.Box 370, Manchester, CT 06045
Tel. (860) 645-1102 Fax (860) 645-0823

ACCREDITED IN ACCORDANCE WITH nelac NY # 11301

Analysis Report

April 30, 2019

FOR: Attn: Mr. Rob Gray
NETC
PO Box 2167
Ballston Spa, NY 12020

Sample Information		Custody Information		Date	Time
Matrix:	AIR	Collected by:	RG	03/29/19	10:00
Location Code:	NETC	Received by:	B	04/03/19	17:00
Rush Request:	72 Hour	Analyzed by:	see "By" below		
P.O.#:					
Canister Id:	490				

Laboratory Data

SDG ID: GCC81347
Phoenix ID: CC81348

Project ID: 125 BATH ST
Client ID: IA

Parameter	ppbv Result	ppbv RL	LOD/ MDL	ug/m3 Result	ug/m3 RL	LOD/ MDL	Date/Time	By	Dilution	
Volatiles (TO15)										
1,1,1,2-Tetrachloroethane	ND	*0.146*	0.146	ND	*1.00*	1.00	04/04/19	KCA	1	1
1,1,1-Trichloroethane	ND	*0.183*	0.183	ND	*1.00*	1.00	04/04/19	KCA	1	
1,1,2,2-Tetrachloroethane	ND	*0.146*	0.146	ND	*1.00*	1.00	04/04/19	KCA	1	
1,1,2-Trichloroethane	ND	*0.183*	0.183	ND	*1.00*	1.00	04/04/19	KCA	1	
1,1-Dichloroethane	ND	*0.247*	0.247	ND	*1.00*	1.00	04/04/19	KCA	1	
1,1-Dichloroethene	ND	*0.051*	0.051	ND	*0.20*	0.20	04/04/19	KCA	1	
1,2,4-Trichlorobenzene	ND	*0.135*	0.135	ND	*1.00*	1.00	04/04/19	KCA	1	
1,2,4-Trimethylbenzene	ND	*0.204*	0.204	ND	*1.00*	1.00	04/04/19	KCA	1	
1,2-Dibromoethane(EDB)	ND	*0.130*	0.130	ND	*1.00*	1.00	04/04/19	KCA	1	
1,2-Dichlorobenzene	ND	*0.166*	0.166	ND	*1.00*	1.00	04/04/19	KCA	1	
1,2-Dichloroethane	ND	*0.247*	0.247	ND	*1.00*	1.00	04/04/19	KCA	1	
1,2-dichloropropane	ND	*0.217*	0.217	ND	*1.00*	1.00	04/04/19	KCA	1	
1,2-Dichlorotetrafluoroethane	ND	*0.143*	0.143	ND	*1.00*	1.00	04/04/19	KCA	1	
1,3,5-Trimethylbenzene	ND	*0.204*	0.204	ND	*1.00*	1.00	04/04/19	KCA	1	
1,3-Butadiene	ND	*0.452*	0.452	ND	*1.00*	1.00	04/04/19	KCA	1	
1,3-Dichlorobenzene	ND	*0.166*	0.166	ND	*1.00*	1.00	04/04/19	KCA	1	
1,4-Dichlorobenzene	ND	*0.166*	0.166	ND	*1.00*	1.00	04/04/19	KCA	1	
1,4-Dioxane	ND	*0.278*	0.278	ND	*1.00*	1.00	04/04/19	KCA	1	
2-Hexanone(MBK)	ND	*0.244*	0.244	ND	*1.00*	1.00	04/04/19	KCA	1	1
4-Ethyltoluene	ND	*0.204*	0.204	ND	*1.00*	1.00	04/04/19	KCA	1	1
4-Isopropyltoluene	ND	*0.182*	0.182	ND	*1.00*	1.00	04/04/19	KCA	1	1
4-Methyl-2-pentanone(MIBK)	ND	*0.244*	0.244	ND	*1.00*	1.00	04/04/19	KCA	1	
Acetone	1.67	*0.421*	0.421	3.96	*1.00*	1.00	04/04/19	KCA	1	
Acrylonitrile	ND	*0.461*	0.461	ND	*1.00*	1.00	04/04/19	KCA	1	
Benzene	ND	*0.313*	0.313	ND	*1.00*	1.00	04/04/19	KCA	1	
Benzyl chloride	ND	*0.193*	0.193	ND	*1.00*	1.00	04/04/19	KCA	1	

Project ID: 125 BATH ST
Client ID: IA

Phoenix I.D.: CC81348

Parameter	ppbv Result	ppbv RL	LOD/ MDL	ug/m3 Result	ug/m3 RL	LOD/ MDL	Date/Time	By	Dilution	
Bromodichloromethane	ND	*0.149*	0.149	ND	*1.00*	1.00	04/04/19	KCA	1	
Bromoform	ND	*0.097*	0.097	ND	*1.00*	1.00	04/04/19	KCA	1	
Bromomethane	ND	*0.258*	0.258	ND	*1.00*	1.00	04/04/19	KCA	1	
Carbon Disulfide	ND	*0.321*	0.321	ND	*1.00*	1.00	04/04/19	KCA	1	
Carbon Tetrachloride	0.063	*0.032*	0.032	0.40	*0.20*	0.20	04/04/19	KCA	1	
Chlorobenzene	ND	*0.217*	0.217	ND	*1.00*	1.00	04/04/19	KCA	1	
Chloroethane	ND	*0.379*	0.379	ND	*1.00*	1.00	04/04/19	KCA	1	
Chloroform	ND	*0.205*	0.205	ND	*1.00*	1.00	04/04/19	KCA	1	
Chloromethane	ND	*0.485*	0.485	ND	*1.00*	1.00	04/04/19	KCA	1	
Cis-1,2-Dichloroethene	ND	*0.051*	0.051	ND	*0.20*	0.20	04/04/19	KCA	1	
cis-1,3-Dichloropropene	ND	*0.221*	0.221	ND	*1.00*	1.00	04/04/19	KCA	1	
Cyclohexane	ND	*0.291*	0.291	ND	*1.00*	1.00	04/04/19	KCA	1	
Dibromochloromethane	ND	*0.118*	0.118	ND	*1.00*	1.00	04/04/19	KCA	1	
Dichlorodifluoromethane	0.434	*0.202*	0.202	2.14	*1.00*	1.00	04/04/19	KCA	1	
Ethanol	1.25	*0.531*	0.531	2.35	*1.00*	1.00	04/04/19	KCA	1	1
Ethyl acetate	ND	*0.278*	0.278	ND	*1.00*	1.00	04/04/19	KCA	1	1
Ethylbenzene	ND	*0.230*	0.230	ND	*1.00*	1.00	04/04/19	KCA	1	
Heptane	ND	*0.244*	0.244	ND	*1.00*	1.00	04/04/19	KCA	1	
Hexachlorobutadiene	ND	*0.094*	0.094	ND	*1.00*	1.00	04/04/19	KCA	1	
Hexane	ND	*0.284*	0.284	ND	*1.00*	1.00	04/04/19	KCA	1	
Isopropylalcohol	ND	*0.407*	0.407	ND	*1.00*	1.00	04/04/19	KCA	1	
Isopropylbenzene	ND	*0.204*	0.204	ND	*1.00*	1.00	04/04/19	KCA	1	
m,p-Xylene	ND	*0.230*	0.230	ND	*1.00*	1.00	04/04/19	KCA	1	
Methyl Ethyl Ketone	ND	*0.339*	0.339	ND	*1.00*	1.00	04/04/19	KCA	1	
Methyl tert-butyl ether(MTBE)	ND	*0.278*	0.278	ND	*1.00*	1.00	04/04/19	KCA	1	
Methylene Chloride	ND	*0.864*	0.864	ND	*3.00*	3.00	04/04/19	KCA	1	
n-Butylbenzene	ND	*0.182*	0.182	ND	*1.00*	1.00	04/04/19	KCA	1	1
o-Xylene	ND	*0.230*	0.230	ND	*1.00*	1.00	04/04/19	KCA	1	
Propylene	ND	*0.581*	0.581	ND	*1.00*	1.00	04/04/19	KCA	1	1
sec-Butylbenzene	ND	*0.182*	0.182	ND	*1.00*	1.00	04/04/19	KCA	1	1
Styrene	ND	*0.235*	0.235	ND	*1.00*	1.00	04/04/19	KCA	1	
Tetrachloroethene	ND	*0.037*	0.037	ND	*0.25*	0.25	04/04/19	KCA	1	
Tetrahydrofuran	ND	*0.339*	0.339	ND	*1.00*	1.00	04/04/19	KCA	1	1
Toluene	ND	*0.266*	0.266	ND	*1.00*	1.00	04/04/19	KCA	1	
Trans-1,2-Dichloroethene	ND	*0.252*	0.252	ND	*1.00*	1.00	04/04/19	KCA	1	
trans-1,3-Dichloropropene	ND	*0.221*	0.221	ND	*1.00*	1.00	04/04/19	KCA	1	
Trichloroethene	ND	*0.037*	0.037	ND	*0.20*	0.20	04/04/19	KCA	1	
Trichlorofluoromethane	2.04	*0.178*	0.178	11.5	*1.00*	1.00	04/04/19	KCA	1	
Trichlorotrifluoroethane	0.140	*0.131*	0.131	1.07	*1.00*	1.00	04/04/19	KCA	1	
Vinyl Chloride	ND	*0.078*	0.078	ND	*0.20*	0.20	04/04/19	KCA	1	
QA/QC Surrogates/Internals										
% Bromofluorobenzene	91	%	%	91	%	%	04/04/19	KCA	1	
% IS-1,4-Difluorobenzene	117	%	%	117	%	%	04/04/19	KCA	1	
% IS-Bromochloromethane	108	%	%	108	%	%	04/04/19	KCA	1	
% IS-Chlorobenzene-d5	111	%	%	111	%	%	04/04/19	KCA	1	

Parameter	ppbv Result	ppbv RL	LOD/ MDL	ug/m3 Result	ug/m3 RL	LOD/ MDL	Date/Time	By	Dilution

1 = This parameter is not certified by the primary accrediting authority (NY NELAC) for this matrix. NY NELAC does not offer certification for all parameters at this time.

RL/PQL=Reporting/Practical Quantitation Level (Equivalent to NELAC LOQ, Limit of Quantitation) ND=Not Detected BRL=Below Reporting Level L=Biased Low LOD=Limit of Detection MDL=Method Detection Limit1
QA/QC Surrogates: Surrogates are compounds (preceeded with a %) added by the lab to determine analysis efficiency. Surrogate results(%) listed in the report are not "detected" compounds.

Comments:

If you are the client above and have any questions concerning this testing, please do not hesitate to contact Phoenix Client Services at ext.200.
The contents of this report cannot be discussed with anyone other than the client listed above without their written consent.



Phyllis Shiller, Laboratory Director
April 30, 2019
Reviewed and Released by: Greg Lawrence, Assistant Lab Director

Environmental Laboratories, Inc.
587 East Middle Turnpike, P.O.Box 370, Manchester, CT 06045
Tel. (860) 645-1102 Fax (860) 645-0823

ACCREDITED IN ACCORDANCE WITH nelac NY # 11301

Analysis Report

April 30, 2019

FOR: Attn: Mr. Rob Gray
NETC
PO Box 2167
Ballston Spa, NY 12020

Sample Information		Custody Information		Date	Time
Matrix:	AIR	Collected by:	RG	03/29/19	10:00
Location Code:	NETC	Received by:	B	04/03/19	17:00
Rush Request:	72 Hour	Analyzed by:	see "By" below		
P.O.#:					
Canister Id:	12863				

Laboratory Data

SDG ID: GCC81347
Phoenix ID: CC81349

Project ID: 125 BATH ST
Client ID: IA DUP

Parameter	ppbv Result	ppbv RL	LOD/ MDL	ug/m3 Result	ug/m3 RL	LOD/ MDL	Date/Time	By	Dilution	
Volatiles (TO15)										
1,1,1,2-Tetrachloroethane	ND	*0.146*	0.146	ND	*1.00*	1.00	04/04/19	KCA	1	1
1,1,1-Trichloroethane	ND	*0.183*	0.183	ND	*1.00*	1.00	04/04/19	KCA	1	
1,1,2,2-Tetrachloroethane	ND	*0.146*	0.146	ND	*1.00*	1.00	04/04/19	KCA	1	
1,1,2-Trichloroethane	ND	*0.183*	0.183	ND	*1.00*	1.00	04/04/19	KCA	1	
1,1-Dichloroethane	ND	*0.247*	0.247	ND	*1.00*	1.00	04/04/19	KCA	1	
1,1-Dichloroethene	ND	*0.051*	0.051	ND	*0.20*	0.20	04/04/19	KCA	1	
1,2,4-Trichlorobenzene	ND	*0.135*	0.135	ND	*1.00*	1.00	04/04/19	KCA	1	
1,2,4-Trimethylbenzene	ND	*0.204*	0.204	ND	*1.00*	1.00	04/04/19	KCA	1	
1,2-Dibromoethane(EDB)	ND	*0.130*	0.130	ND	*1.00*	1.00	04/04/19	KCA	1	
1,2-Dichlorobenzene	ND	*0.166*	0.166	ND	*1.00*	1.00	04/04/19	KCA	1	
1,2-Dichloroethane	ND	*0.247*	0.247	ND	*1.00*	1.00	04/04/19	KCA	1	
1,2-dichloropropane	ND	*0.217*	0.217	ND	*1.00*	1.00	04/04/19	KCA	1	
1,2-Dichlorotetrafluoroethane	ND	*0.143*	0.143	ND	*1.00*	1.00	04/04/19	KCA	1	
1,3,5-Trimethylbenzene	ND	*0.204*	0.204	ND	*1.00*	1.00	04/04/19	KCA	1	
1,3-Butadiene	ND	*0.452*	0.452	ND	*1.00*	1.00	04/04/19	KCA	1	
1,3-Dichlorobenzene	ND	*0.166*	0.166	ND	*1.00*	1.00	04/04/19	KCA	1	
1,4-Dichlorobenzene	ND	*0.166*	0.166	ND	*1.00*	1.00	04/04/19	KCA	1	
1,4-Dioxane	ND	*0.278*	0.278	ND	*1.00*	1.00	04/04/19	KCA	1	
2-Hexanone(MBK)	ND	*0.244*	0.244	ND	*1.00*	1.00	04/04/19	KCA	1	1
4-Ethyltoluene	ND	*0.204*	0.204	ND	*1.00*	1.00	04/04/19	KCA	1	1
4-Isopropyltoluene	ND	*0.182*	0.182	ND	*1.00*	1.00	04/04/19	KCA	1	1
4-Methyl-2-pentanone(MIBK)	ND	*0.244*	0.244	ND	*1.00*	1.00	04/04/19	KCA	1	
Acetone	1.53	*0.421*	0.421	3.63	*1.00*	1.00	04/04/19	KCA	1	
Acrylonitrile	ND	*0.461*	0.461	ND	*1.00*	1.00	04/04/19	KCA	1	
Benzene	ND	*0.313*	0.313	ND	*1.00*	1.00	04/04/19	KCA	1	
Benzyl chloride	ND	*0.193*	0.193	ND	*1.00*	1.00	04/04/19	KCA	1	

Project ID: 125 BATH ST
Client ID: IA DUP

Phoenix I.D.: CC81349

Parameter	ppbv Result	ppbv RL	LOD/ MDL	ug/m3 Result	ug/m3 RL	LOD/ MDL	Date/Time	By	Dilution	
Bromodichloromethane	ND	*0.149*	0.149	ND	*1.00*	1.00	04/04/19	KCA	1	
Bromoform	ND	*0.097*	0.097	ND	*1.00*	1.00	04/04/19	KCA	1	
Bromomethane	ND	*0.258*	0.258	ND	*1.00*	1.00	04/04/19	KCA	1	
Carbon Disulfide	ND	*0.321*	0.321	ND	*1.00*	1.00	04/04/19	KCA	1	
Carbon Tetrachloride	0.059	*0.032*	0.032	0.37	*0.20*	0.20	04/04/19	KCA	1	
Chlorobenzene	ND	*0.217*	0.217	ND	*1.00*	1.00	04/04/19	KCA	1	
Chloroethane	ND	*0.379*	0.379	ND	*1.00*	1.00	04/04/19	KCA	1	
Chloroform	ND	*0.205*	0.205	ND	*1.00*	1.00	04/04/19	KCA	1	
Chloromethane	ND	*0.485*	0.485	ND	*1.00*	1.00	04/04/19	KCA	1	
Cis-1,2-Dichloroethene	ND	*0.051*	0.051	ND	*0.20*	0.20	04/04/19	KCA	1	
cis-1,3-Dichloropropene	ND	*0.221*	0.221	ND	*1.00*	1.00	04/04/19	KCA	1	
Cyclohexane	ND	*0.291*	0.291	ND	*1.00*	1.00	04/04/19	KCA	1	
Dibromochloromethane	ND	*0.118*	0.118	ND	*1.00*	1.00	04/04/19	KCA	1	
Dichlorodifluoromethane	0.408	*0.202*	0.202	2.02	*1.00*	1.00	04/04/19	KCA	1	
Ethanol	1.21	*0.531*	0.531	2.28	*1.00*	1.00	04/04/19	KCA	1	1
Ethyl acetate	ND	*0.278*	0.278	ND	*1.00*	1.00	04/04/19	KCA	1	1
Ethylbenzene	ND	*0.230*	0.230	ND	*1.00*	1.00	04/04/19	KCA	1	
Heptane	ND	*0.244*	0.244	ND	*1.00*	1.00	04/04/19	KCA	1	
Hexachlorobutadiene	ND	*0.094*	0.094	ND	*1.00*	1.00	04/04/19	KCA	1	
Hexane	ND	*0.284*	0.284	ND	*1.00*	1.00	04/04/19	KCA	1	
Isopropylalcohol	ND	*0.407*	0.407	ND	*1.00*	1.00	04/04/19	KCA	1	
Isopropylbenzene	ND	*0.204*	0.204	ND	*1.00*	1.00	04/04/19	KCA	1	
m,p-Xylene	ND	*0.230*	0.230	ND	*1.00*	1.00	04/04/19	KCA	1	
Methyl Ethyl Ketone	ND	*0.339*	0.339	ND	*1.00*	1.00	04/04/19	KCA	1	
Methyl tert-butyl ether(MTBE)	ND	*0.278*	0.278	ND	*1.00*	1.00	04/04/19	KCA	1	
Methylene Chloride	ND	*0.864*	0.864	ND	*3.00*	3.00	04/04/19	KCA	1	
n-Butylbenzene	ND	*0.182*	0.182	ND	*1.00*	1.00	04/04/19	KCA	1	1
o-Xylene	ND	*0.230*	0.230	ND	*1.00*	1.00	04/04/19	KCA	1	
Propylene	ND	*0.581*	0.581	ND	*1.00*	1.00	04/04/19	KCA	1	1
sec-Butylbenzene	ND	*0.182*	0.182	ND	*1.00*	1.00	04/04/19	KCA	1	1
Styrene	ND	*0.235*	0.235	ND	*1.00*	1.00	04/04/19	KCA	1	
Tetrachloroethene	ND	*0.037*	0.037	ND	*0.25*	0.25	04/04/19	KCA	1	
Tetrahydrofuran	ND	*0.339*	0.339	ND	*1.00*	1.00	04/04/19	KCA	1	1
Toluene	ND	*0.266*	0.266	ND	*1.00*	1.00	04/04/19	KCA	1	
Trans-1,2-Dichloroethene	ND	*0.252*	0.252	ND	*1.00*	1.00	04/04/19	KCA	1	
trans-1,3-Dichloropropene	ND	*0.221*	0.221	ND	*1.00*	1.00	04/04/19	KCA	1	
Trichloroethene	ND	*0.037*	0.037	ND	*0.20*	0.20	04/04/19	KCA	1	
Trichlorofluoromethane	1.97	*0.178*	0.178	11.1	*1.00*	1.00	04/04/19	KCA	1	
Trichlorotrifluoroethane	ND	*0.131*	0.131	ND	*1.00*	1.00	04/04/19	KCA	1	
Vinyl Chloride	ND	*0.078*	0.078	ND	*0.20*	0.20	04/04/19	KCA	1	
QA/QC Surrogates/Internals										
% Bromofluorobenzene	95	*%*	%	95	*%*	%	04/04/19	KCA	1	
% IS-1,4-Difluorobenzene	140	*%*	%	140	*%*	%	04/04/19	KCA	1	
% IS-Bromochloromethane	130	*%*	%	130	*%*	%	04/04/19	KCA	1	
% IS-Chlorobenzene-d5	135	*%*	%	135	*%*	%	04/04/19	KCA	1	

Parameter	ppbv Result	ppbv RL	LOD/ MDL	ug/m3 Result	ug/m3 RL	LOD/ MDL	Date/Time	By	Dilution

1 = This parameter is not certified by the primary accrediting authority (NY NELAC) for this matrix. NY NELAC does not offer certification for all parameters at this time.

RL/PQL=Reporting/Practical Quantitation Level (Equivalent to NELAC LOQ, Limit of Quantitation) ND=Not Detected BRL=Below Reporting Level L=Biased Low LOD=Limit of Detection MDL=Method Detection Limit1
QA/QC Surrogates: Surrogates are compounds (preceeded with a %) added by the lab to determine analysis efficiency. Surrogate results(%) listed in the report are not "detected" compounds.

Comments:

The canister was received under no vacuum, therefore sample results may not be representative.

If you are the client above and have any questions concerning this testing, please do not hesitate to contact Phoenix Client Services at ext.200.
The contents of this report cannot be discussed with anyone other than the client listed above without their written consent.

Phyllis Shiller, Laboratory Director
April 30, 2019
Reviewed and Released by: Greg Lawrence, Assistant Lab Director

Environmental Laboratories, Inc.
587 East Middle Turnpike, P.O.Box 370, Manchester, CT 06045
Tel. (860) 645-1102 Fax (860) 645-0823

ACCREDITED IN ACCORDANCE WITH nelac NY # 11301

Analysis Report

April 30, 2019

FOR: Attn: Mr. Rob Gray
NETC
PO Box 2167
Ballston Spa, NY 12020

Sample Information		Custody Information		Date	Time
Matrix:	AIR	Collected by:	RG	03/29/19	10:15
Location Code:	NETC	Received by:	B	04/03/19	17:00
Rush Request:	72 Hour	Analyzed by:	see "By" below		
P.O.#:					
Canister Id:	13651				

Laboratory Data

SDG ID: GCC81347
Phoenix ID: CC81350

Project ID: 125 BATH ST
Client ID: OA

Parameter	ppbv Result	ppbv RL	LOD/ MDL	ug/m3 Result	ug/m3 RL	LOD/ MDL	Date/Time	By	Dilution	
Volatiles (TO15)										
1,1,1,2-Tetrachloroethane	ND	*0.146*	0.146	ND	*1.00*	1.00	04/04/19	KCA	1	1
1,1,1-Trichloroethane	ND	*0.183*	0.183	ND	*1.00*	1.00	04/04/19	KCA	1	
1,1,2,2-Tetrachloroethane	ND	*0.146*	0.146	ND	*1.00*	1.00	04/04/19	KCA	1	
1,1,2-Trichloroethane	ND	*0.183*	0.183	ND	*1.00*	1.00	04/04/19	KCA	1	
1,1-Dichloroethane	ND	*0.247*	0.247	ND	*1.00*	1.00	04/04/19	KCA	1	
1,1-Dichloroethene	ND	*0.051*	0.051	ND	*0.20*	0.20	04/04/19	KCA	1	
1,2,4-Trichlorobenzene	ND	*0.135*	0.135	ND	*1.00*	1.00	04/04/19	KCA	1	
1,2,4-Trimethylbenzene	ND	*0.204*	0.204	ND	*1.00*	1.00	04/04/19	KCA	1	
1,2-Dibromoethane(EDB)	ND	*0.130*	0.130	ND	*1.00*	1.00	04/04/19	KCA	1	
1,2-Dichlorobenzene	ND	*0.166*	0.166	ND	*1.00*	1.00	04/04/19	KCA	1	
1,2-Dichloroethane	ND	*0.247*	0.247	ND	*1.00*	1.00	04/04/19	KCA	1	
1,2-dichloropropane	ND	*0.217*	0.217	ND	*1.00*	1.00	04/04/19	KCA	1	
1,2-Dichlorotetrafluoroethane	ND	*0.143*	0.143	ND	*1.00*	1.00	04/04/19	KCA	1	
1,3,5-Trimethylbenzene	ND	*0.204*	0.204	ND	*1.00*	1.00	04/04/19	KCA	1	
1,3-Butadiene	ND	*0.452*	0.452	ND	*1.00*	1.00	04/04/19	KCA	1	
1,3-Dichlorobenzene	ND	*0.166*	0.166	ND	*1.00*	1.00	04/04/19	KCA	1	
1,4-Dichlorobenzene	ND	*0.166*	0.166	ND	*1.00*	1.00	04/04/19	KCA	1	
1,4-Dioxane	ND	*0.278*	0.278	ND	*1.00*	1.00	04/04/19	KCA	1	
2-Hexanone(MBK)	ND	*0.244*	0.244	ND	*1.00*	1.00	04/04/19	KCA	1	1
4-Ethyltoluene	ND	*0.204*	0.204	ND	*1.00*	1.00	04/04/19	KCA	1	1
4-Isopropyltoluene	ND	*0.182*	0.182	ND	*1.00*	1.00	04/04/19	KCA	1	1
4-Methyl-2-pentanone(MIBK)	ND	*0.244*	0.244	ND	*1.00*	1.00	04/04/19	KCA	1	
Acetone	1.44	*0.421*	0.421	3.42	*1.00*	1.00	04/04/19	KCA	1	
Acrylonitrile	ND	*0.461*	0.461	ND	*1.00*	1.00	04/04/19	KCA	1	
Benzene	ND	*0.313*	0.313	ND	*1.00*	1.00	04/04/19	KCA	1	
Benzyl chloride	ND	*0.193*	0.193	ND	*1.00*	1.00	04/04/19	KCA	1	

Project ID: 125 BATH ST
Client ID: OA

Phoenix I.D.: CC81350

Parameter	ppbv Result	ppbv RL	LOD/ MDL	ug/m3 Result	ug/m3 RL	LOD/ MDL	Date/Time	By	Dilution	
Bromodichloromethane	ND	*0.149*	0.149	ND	*1.00*	1.00	04/04/19	KCA	1	
Bromoform	ND	*0.097*	0.097	ND	*1.00*	1.00	04/04/19	KCA	1	
Bromomethane	ND	*0.258*	0.258	ND	*1.00*	1.00	04/04/19	KCA	1	
Carbon Disulfide	ND	*0.321*	0.321	ND	*1.00*	1.00	04/04/19	KCA	1	
Carbon Tetrachloride	0.069	*0.032*	0.032	0.43	*0.20*	0.20	04/04/19	KCA	1	
Chlorobenzene	ND	*0.217*	0.217	ND	*1.00*	1.00	04/04/19	KCA	1	
Chloroethane	ND	*0.379*	0.379	ND	*1.00*	1.00	04/04/19	KCA	1	
Chloroform	ND	*0.205*	0.205	ND	*1.00*	1.00	04/04/19	KCA	1	
Chloromethane	0.551	*0.485*	0.485	1.14	*1.00*	1.00	04/04/19	KCA	1	
Cis-1,2-Dichloroethene	ND	*0.051*	0.051	ND	*0.20*	0.20	04/04/19	KCA	1	
cis-1,3-Dichloropropene	ND	*0.221*	0.221	ND	*1.00*	1.00	04/04/19	KCA	1	
Cyclohexane	ND	*0.291*	0.291	ND	*1.00*	1.00	04/04/19	KCA	1	
Dibromochloromethane	ND	*0.118*	0.118	ND	*1.00*	1.00	04/04/19	KCA	1	
Dichlorodifluoromethane	0.419	*0.202*	0.202	2.07	*1.00*	1.00	04/04/19	KCA	1	
Ethanol	4.01	*0.531*	0.531	7.55	*1.00*	1.00	04/04/19	KCA	1	1
Ethyl acetate	ND	*0.278*	0.278	ND	*1.00*	1.00	04/04/19	KCA	1	1
Ethylbenzene	ND	*0.230*	0.230	ND	*1.00*	1.00	04/04/19	KCA	1	
Heptane	ND	*0.244*	0.244	ND	*1.00*	1.00	04/04/19	KCA	1	
Hexachlorobutadiene	ND	*0.094*	0.094	ND	*1.00*	1.00	04/04/19	KCA	1	
Hexane	ND	*0.284*	0.284	ND	*1.00*	1.00	04/04/19	KCA	1	
Isopropylalcohol	0.418	*0.407*	0.407	1.03	*1.00*	1.00	04/04/19	KCA	1	
Isopropylbenzene	ND	*0.204*	0.204	ND	*1.00*	1.00	04/04/19	KCA	1	
m,p-Xylene	ND	*0.230*	0.230	ND	*1.00*	1.00	04/04/19	KCA	1	
Methyl Ethyl Ketone	ND	*0.339*	0.339	ND	*1.00*	1.00	04/04/19	KCA	1	
Methyl tert-butyl ether(MTBE)	ND	*0.278*	0.278	ND	*1.00*	1.00	04/04/19	KCA	1	
Methylene Chloride	ND	*0.864*	0.864	ND	*3.00*	3.00	04/04/19	KCA	1	
n-Butylbenzene	ND	*0.182*	0.182	ND	*1.00*	1.00	04/04/19	KCA	1	1
o-Xylene	ND	*0.230*	0.230	ND	*1.00*	1.00	04/04/19	KCA	1	
Propylene	ND	*0.581*	0.581	ND	*1.00*	1.00	04/04/19	KCA	1	1
sec-Butylbenzene	ND	*0.182*	0.182	ND	*1.00*	1.00	04/04/19	KCA	1	1
Styrene	ND	*0.235*	0.235	ND	*1.00*	1.00	04/04/19	KCA	1	
Tetrachloroethene	ND	*0.037*	0.037	ND	*0.25*	0.25	04/04/19	KCA	1	
Tetrahydrofuran	ND	*0.339*	0.339	ND	*1.00*	1.00	04/04/19	KCA	1	1
Toluene	ND	*0.266*	0.266	ND	*1.00*	1.00	04/04/19	KCA	1	
Trans-1,2-Dichloroethene	ND	*0.252*	0.252	ND	*1.00*	1.00	04/04/19	KCA	1	
trans-1,3-Dichloropropene	ND	*0.221*	0.221	ND	*1.00*	1.00	04/04/19	KCA	1	
Trichloroethene	ND	*0.037*	0.037	ND	*0.20*	0.20	04/04/19	KCA	1	
Trichlorofluoromethane	0.286	*0.178*	0.178	1.61	*1.00*	1.00	04/04/19	KCA	1	
Trichlorotrifluoroethane	ND	*0.131*	0.131	ND	*1.00*	1.00	04/04/19	KCA	1	
Vinyl Chloride	ND	*0.078*	0.078	ND	*0.20*	0.20	04/04/19	KCA	1	
QA/QC Surrogates/Internals										
% Bromofluorobenzene	90	*%*	%	90	*%*	%	04/04/19	KCA	1	
% IS-1,4-Difluorobenzene	116	*%*	%	116	*%*	%	04/04/19	KCA	1	
% IS-Bromochloromethane	107	*%*	%	107	*%*	%	04/04/19	KCA	1	
% IS-Chlorobenzene-d5	112	*%*	%	112	*%*	%	04/04/19	KCA	1	

Parameter	ppbv Result	ppbv RL	LOD/ MDL	ug/m3 Result	ug/m3 RL	LOD/ MDL	Date/Time	By	Dilution

1 = This parameter is not certified by the primary accrediting authority (NY NELAC) for this matrix. NY NELAC does not offer certification for all parameters at this time.

RL/PQL=Reporting/Practical Quantitation Level (Equivalent to NELAC LOQ, Limit of Quantitation) ND=Not Detected BRL=Below Reporting Level L=Biased Low LOD=Limit of Detection MDL=Method Detection Limit1
QA/QC Surrogates: Surrogates are compounds (preceeded with a %) added by the lab to determine analysis efficiency. Surrogate results(%) listed in the report are not "detected" compounds.

Comments:

If you are the client above and have any questions concerning this testing, please do not hesitate to contact Phoenix Client Services at ext.200.
The contents of this report cannot be discussed with anyone other than the client listed above without their written consent.



Phyllis Shiller, Laboratory Director
April 30, 2019
Reviewed and Released by: Greg Lawrence, Assistant Lab Director

Environmental Laboratories, Inc.
587 East Middle Turnpike, P.O.Box 370, Manchester, CT 06045
Tel. (860) 645-1102 Fax (860) 645-0823

NY # 11301

Canister Sampling Information

April 30, 2019

FOR: Attn: Mr. Rob Gray
NETC
PO Box 2167
Ballston Spa, NY 12020

Location Code: NETC

SDG I.D.: GCC81347

Project ID: 125 BATH ST

						Laboratory					Field			
Client Id	Lab Id	Canister Id	Canister Type	Reg. Id	Chk Out Date	Out Hg	In Hg	Out Flow	In Flow	Flow RPD	Start Hg	End Hg	Sampling Start Date	Sampling End Date
SS	CC81347	28555	6.0L	0331	03/19/19	-30	0	3.6	3.7	2.7	-30	-2	03/29/19 11:52	03/30/19 10:00
IA	CC81348	490	6.0L	3963	03/19/19	-30	-1	3.6	3.6	0.0	-30	-4	03/29/19 11:45	03/30/19 10:00
IA DUP	CC81349	12863	6.0L	4497	03/19/19	-30	0	3.6	3.5	2.8	-30	-5	03/29/19 11:49	03/30/19 10:00
OA	CC81350	13651	6.0L	5659	03/25/19	-30	-3	3.6	3.6	0.0	-30	-5	03/29/19 12:07	03/30/19 10:15

PHOENIX

Environmental Laboratories, Inc.
587 East Middle Turnpike, P.O.Box 370, Manchester, CT 06045
Tel. (860) 645-1102 Fax (860) 645-0823

ACCREDITED IN ACCORDANCE WITH nelac NY # 11301

QA/QC Report

April 30, 2019

QA/QC Data

SDG I.D.: GCC81347

Parameter	Blk ppbv	Blk RL ppbv	Blk ug/m3	Blk RL ug/m3	LCS %	Sample Result ug/m3	Sample Dup ug/m3	Sample Result ppbv	Sample Dup ppbv	DUP RPD	% Rec Limits	% RPD Limits
QA/QC Batch 473203 (ppbv), QC Sample No: CC80334 (CC81347, CC81348, CC81349, CC81350)												
Volatiles												
1,1,1,2-Tetrachloroethane	ND	0.150	ND	1.03	102	ND	ND	ND	ND	NC	70 - 130	25
1,1,1-Trichloroethane	ND	0.180	ND	0.98	96	ND	ND	ND	ND	NC	70 - 130	25
1,1,2,2-Tetrachloroethane	ND	0.150	ND	1.03	99	ND	ND	ND	ND	NC	70 - 130	25
1,1,2-Trichloroethane	ND	0.180	ND	0.98	102	ND	ND	ND	ND	NC	70 - 130	25
1,1-Dichloroethane	ND	0.250	ND	1.01	93	ND	ND	ND	ND	NC	70 - 130	25
1,1-Dichloroethene	ND	0.050	ND	0.20	96	ND	ND	ND	ND	NC	70 - 130	25
1,2,4-Trichlorobenzene	ND	0.130	ND	0.96	110	ND	ND	ND	ND	NC	70 - 130	25
1,2,4-Trimethylbenzene	ND	0.200	ND	0.98	114	6.29	6.73	1.28	1.37	6.8	70 - 130	25
1,2-Dibromoethane(EDB)	ND	0.130	ND	1.00	107	ND	ND	ND	ND	NC	70 - 130	25
1,2-Dichlorobenzene	ND	0.170	ND	1.02	108	ND	ND	ND	ND	NC	70 - 130	25
1,2-Dichloroethane	ND	0.250	ND	1.01	102	2.37	2.02	0.586	0.500	NC	70 - 130	25
1,2-dichloropropane	ND	0.220	ND	1.02	111	ND	ND	ND	ND	NC	70 - 130	25
1,2-Dichlorotetrafluoroethane	ND	0.140	ND	0.98	95	ND	ND	ND	ND	NC	70 - 130	25
1,3,5-Trimethylbenzene	ND	0.200	ND	0.98	103	1.53	1.61	0.311	0.328	NC	70 - 130	25
1,3-Butadiene	ND	0.450	ND	0.99	96	ND	ND	ND	ND	NC	70 - 130	25
1,3-Dichlorobenzene	ND	0.170	ND	1.02	107	ND	ND	ND	ND	NC	70 - 130	25
1,4-Dichlorobenzene	ND	0.170	ND	1.02	107	ND	ND	ND	ND	NC	70 - 130	25
1,4-Dioxane	ND	0.280	ND	1.01	111	ND	ND	ND	ND	NC	70 - 130	25
2-Hexanone(MBK)	ND	0.240	ND	0.98	114	ND	ND	ND	ND	NC	70 - 130	25
4-Ethyltoluene	ND	0.200	ND	0.98	110	5.75	6.19	1.17	1.26	7.4	70 - 130	25
4-Isopropyltoluene	ND	0.180	ND	0.99	115	ND	ND	ND	ND	NC	70 - 130	25
4-Methyl-2-pentanone(MIBK)	ND	0.240	ND	0.98	111	ND	ND	ND	ND	NC	70 - 130	25
Acetone	ND	0.420	ND	1.00	93	33.7	34.4	14.2	14.5	2.1	70 - 130	25
Acrylonitrile	ND	0.460	ND	1.00	92	ND	ND	ND	ND	NC	70 - 130	25
Benzene	ND	0.310	ND	0.99	98	6.29	6.29	1.97	1.97	0.0	70 - 130	25
Benzyl chloride	ND	0.190	ND	0.98	113	ND	ND	ND	ND	NC	70 - 130	25
Bromodichloromethane	ND	0.150	ND	1.00	110	ND	ND	ND	ND	NC	70 - 130	25
Bromoform	ND	0.097	ND	1.00	101	ND	ND	ND	ND	NC	70 - 130	25
Bromomethane	ND	0.260	ND	1.01	95	ND	ND	ND	ND	NC	70 - 130	25
Carbon Disulfide	ND	0.320	ND	1.00	97	ND	ND	ND	ND	NC	70 - 130	25
Carbon Tetrachloride	ND	0.032	ND	0.20	98	0.42	0.40	0.067	0.063	NC	70 - 130	25
Chlorobenzene	ND	0.220	ND	1.01	104	ND	ND	ND	ND	NC	70 - 130	25
Chloroethane	ND	0.380	ND	1.00	95	ND	ND	ND	ND	NC	70 - 130	25
Chloroform	ND	0.200	ND	0.98	98	ND	ND	ND	ND	NC	70 - 130	25
Chloromethane	ND	0.480	ND	0.99	84	ND	ND	ND	ND	NC	70 - 130	25
Cis-1,2-Dichloroethene	ND	0.256	ND	1.01	99	ND	ND	ND	ND	NC	70 - 130	25
cis-1,3-Dichloropropene	ND	0.220	ND	1.00	113	ND	ND	ND	ND	NC	70 - 130	25
Cyclohexane	ND	0.290	ND	1.00	101	2.21	2.23	0.641	0.649	NC	70 - 130	25
Dibromochloromethane	ND	0.120	ND	1.02	108	ND	ND	ND	ND	NC	70 - 130	25
Dichlorodifluoromethane	ND	0.200	ND	0.99	112	2.18	2.21	0.442	0.447	NC	70 - 130	25
Ethanol	ND	0.530	ND	1.00	122	894 E	877	475 E	466	1.9	70 - 130	25

QA/QC Data

SDG I.D.: GCC81347

Parameter	Blk ppbv	Blk RL ppbv	Blk ug/m3	Blk RL ug/m3	LCS %	Sample Result ug/m3	Sample Dup ug/m3	Sample Result ppbv	Sample Dup ppbv	DUP RPD	% Rec Limits	% RPD Limits
Ethyl acetate	ND	0.280	ND	1.01	86	ND	ND	ND	ND	NC	70 - 130	25
Ethylbenzene	ND	0.230	ND	1.00	109	4.82	4.90	1.11	1.13	NC	70 - 130	25
Heptane	ND	0.240	ND	0.98	108	5.24	5.57	1.28	1.36	6.1	70 - 130	25
Hexachlorobutadiene	ND	0.094	ND	1.00	117	ND	ND	ND	ND	NC	70 - 130	25
Hexane	ND	0.280	ND	0.99	107	8.81	8.49	2.50	2.41	3.7	70 - 130	25
Isopropylalcohol	ND	0.410	ND	1.01	95	4.08	4.54	1.66	1.85	NC	70 - 130	25
Isopropylbenzene	ND	0.200	ND	0.98	114	ND	ND	ND	ND	NC	70 - 130	25
m,p-Xylene	ND	0.230	ND	1.00	107	19.9	21.4	4.59	4.92	6.9	70 - 130	25
Methyl Ethyl Ketone	ND	0.340	ND	1.00	96	2.33	2.22	0.791	0.752	NC	70 - 130	25
Methyl tert-butyl ether(MTBE)	ND	0.280	ND	1.01	92	ND	ND	ND	ND	NC	70 - 130	25
Methylene Chloride	ND	0.860	ND	2.99	89	ND	ND	ND	ND	NC	70 - 130	25
n-Butylbenzene	ND	0.180	ND	0.99	107	ND	ND	ND	ND	NC	70 - 130	25
o-Xylene	ND	0.230	ND	1.00	114	5.68	6.12	1.31	1.41	7.4	70 - 130	25
Propylene	ND	0.580	ND	1.00	100	ND	ND	ND	ND	NC	70 - 130	25
sec-Butylbenzene	ND	0.180	ND	0.99	105	ND	ND	ND	ND	NC	70 - 130	25
Styrene	ND	0.230	ND	0.98	103	ND	ND	ND	ND	NC	70 - 130	25
Tetrachloroethene	ND	0.037	ND	0.25	111	6.34	7.18	0.935	1.06	12.5	70 - 130	25
Tetrahydrofuran	ND	0.340	ND	1.00	92	ND	ND	ND	ND	NC	70 - 130	25
Toluene	ND	0.270	ND	1.02	112	34.3	35.4	9.12	9.41	3.1	70 - 130	25
Trans-1,2-Dichloroethene	ND	0.250	ND	0.99	93	ND	ND	ND	ND	NC	70 - 130	25
trans-1,3-Dichloropropene	ND	0.220	ND	1.00	114	ND	ND	ND	ND	NC	70 - 130	25
Trichloroethene	ND	0.037	ND	0.20	110	ND	ND	ND	ND	NC	70 - 130	25
Trichlorofluoromethane	ND	0.180	ND	1.01	90	1.03	ND	0.184	ND	NC	70 - 130	25
Trichlorotrifluoroethane	ND	0.130	ND	1.00	92	ND	ND	ND	ND	NC	70 - 130	25
Vinyl Chloride	ND	0.078	ND	0.20	94	ND	ND	ND	ND	NC	70 - 130	25
% Bromofluorobenzene	97	%	97	%	103	100	97	100	97	NC	70 - 130	25
% IS-1,4-Difluorobenzene	139	%	139	%	107	115	116	115	116	NC	60 - 140	25
% IS-Bromochloromethane	129	%	129	%	99	99	107	99	107	NC	60 - 140	25
% IS-Chlorobenzene-d5	124	%	124	%	107	114	115	114	115	NC	60 - 140	25

If there are any questions regarding this data, please call Phoenix Client Services at extension 200.

RPD - Relative Percent Difference
LCS - Laboratory Control Sample
LCSD - Laboratory Control Sample Duplicate
MS - Matrix Spike
MS Dup - Matrix Spike Duplicate
NC - No Criteria
Intf - Interference

Phyllis Shiller, Laboratory Director
April 30, 2019

Sample Criteria Exceedances Report

GCC81347 - NETC

Criteria: None

State: NY

SampNo	Acode	Phoenix Analyte	Criteria	Result	RL	Criteria	RL Criteria	Analysis Units

*** No Data to Display ***

Phoenix Laboratories does not assume responsibility for the data contained in this exceedance report. It is provided as an additional tool to identify requested criteria exceedences. All efforts are made to ensure the accuracy of the data (obtained from appropriate agencies). A lack of exceedence information does not necessarily suggest conformance to the criteria. It is ultimately the site professional's responsibility to determine appropriate compliance.

Environmental Laboratories, Inc.
587 East Middle Turnpike, P.O.Box 370, Manchester, CT 06045
Tel. (860) 645-1102 Fax (860) 645-0823

NY # 11301

RCP Certification Report

April 30, 2019

SDG I.D.: GCC81347

AIRSIM

Were all QA/QC performance criteria specified in the Reasonable Confidence Protocol documents achieved? Yes.

Instrument:

CHEM24 04/03/19-1 Keith Aloisa, Chemist 04/03/19

CC81347, CC81348, CC81349, CC81350

Initial Calibration Evaluation (CHEM24/24AIR_0320):
100% of target compounds met criteria.
The following compounds had %RSDs >30%: None.
The following compounds did not meet recommended response factors: None.
The following compounds did not meet a minimum response factors: None.

Continuing Calibration Verification #1 (CHEM24/0403_02-24AIR_0320):
100% of target compounds met criteria.
The following compounds did not meet % deviation criteria: None.
The following compounds did not meet maximum % deviations: None.
The following compounds did not meet recommended response factors: None.
The following compounds did not meet minimum response factors: None.

QC (Batch Specific):

Batch 473203 (CC80334)

CC81347, CC81348, CC81349, CC81350

All LCS recoveries were within 70 - 130 with the following exceptions: None.

PHOENIX Environmental Laboratories, Inc.
587 East Middle Turnpike, P.O. Box 370, Manchester, CT 06040
Telephone: 860.645.1102 • Fax: 860.645.0823

CHAIN OF CUSTODY RECORD
AIR ANALYSES

800-827-5426
email: greg@phoenixlabs.com

P.O. #

Data Delivery:
☐ Fax #:
☐ Email: robnerc
☐ Phone #:

Report to: Rob Gray
Customer: NETC
Address: 1476 Route 50
Ballston Spa NY

Invoice to: NETC

Sampled by: Rob Gray

Project Name: 125 Bath ST.

Requested Deliverable: RCP ☐ ASP CAT B ☒ MCP ☐ NJ Deliverables ☐

State where samples collected: NY

Phoenix ID #	Client Sample ID	Canister ID #	Canister Size (L)	Outgoing Canister Pressure (" Hg)	Incoming Canister Pressure ("Hg)	Flow Regulator ID #	Flow Controller Setting (mL/min)	Sampling Start Time	Sampling End Time	Sample Start Date	Canister Pressure at Start (" Hg)	Canister Pressure at End ("Hg)	Ambient/Indoor Air	Soil Gas	Grab (G) Composite (C)	TO-14	TO-15
		THIS SECTION FOR LAB USE ONLY											MATRIX			ANALYSES	
81347	SS	28555	6.0	-30	0	0331	3.6	11:52	10:00	3/29	-30	-2		X			X
81348	IA	490	↓	↓	-1	3963	↓	11:45	10:00	3/29	-30	-4	X				X
81349	IA DUP	12863	↓	↓	0	4497	↓	11:49	10:00	3/29	-30	-5	X				X

Relinquished by: [signature]

Accepted by: [signature]

Date: 4/3/19 Time: 930

4/3/19 3 CO

Data Format: Excel ☒ Equis ☒ Other ☐ ( )

Turnaround Time:

☐ 24 Hour ☐ 48 Hour ☐ 72 Hour ☒ Standard

SPECIAL INSTRUCTIONS, QC REQUIREMENTS, REGULATORY INFORMATION: (3) 6.0 (24HR) [signature]

Requested Criteria: 4/3/19 17:00

Quote Number:

I attest that all media released by Phoenix Environmental Laboratories, Inc. have been received in good working condition and agree to the terms and conditions as listed on the back of this document:

Signature: Date:

PHOENIX
Environmental Laboratories, Inc.

587 East Middle Turnpike, P.O. Box 370, Manchester, CT 06040
Telephone: 860.645.1102 • Fax: 860.645.0823

CHAIN OF CUSTODY RECORD
AIR ANALYSES

800-827-5426
email: greg@phoenixlabs.com

P.O. #

Data Delivery:
☐ Fax #:
☒ Email: [illegible]
☐ Phone #:

Report to: Rob	Invoice to: NETC	Project Name: 125 Bath St
Customer: NETC		Requested Deliverable: RCP ☐ ASP CAT B ☒
Address:		MCP ☐ NJ Deliverables ☐
	Sampled by: Rob Gray	State where samples collected: NY

Phoenix ID #	Client Sample ID	Canister ID #	Canister Size (L)	Outgoing Canister Pressure (" Hg)	Incoming Canister Pressure ("Hg)	Flow Regulator ID #	Flow Controller Setting (mL/min)	Sampling Start Time	Sampling End Time	Sample Start Date	Canister Pressure at Start (" Hg)	Canister Pressure at End ("Hg)	Ambient/Indoor Air	Soil Gas	Grab (G) Composite (C)	TO-14	TO-15
		THIS SECTION FOR LAB USE ONLY											MATRIX			ANALYSES	
813550	OA	13651	6.0	-30	-3	5689	3.6	12:07	10:15	3/29	-30	-5	X				X

Relinquished by: [signature] Date: 4/3/19 Time: 930
Accepted by: [signature] Date: 4/3/19 Time: 2:00

SPECIAL INSTRUCTIONS, QC REQUIREMENTS, REGULATORY INFORMATION: (1)(6.0)(24HR)

Requested Criteria 4/3/19 17:00

Quote Number:

Data Format:
Excel ☒ Equis ☒ Other ☐ ( )

Turnaround Time:
☐ 24 Hour ☐ 48 Hour ☐ 72 Hour ☒ Standard

I attest that all media released by Phoenix Environmental Laboratories, Inc. have been received in good working condition and agree to the terms and conditions as listed on the back of this document:

Signature: Date:

04/30/2019
Phoenix Environmental Laboratories, Inc.
Page 28 of 219

PHOENIX
Environmental Laboratories, Inc.

587 East Middle Turnpike, P.O. Box 370, Manchester, CT 06040
Telephone: 860.645.1102 • Fax: 860.645.0823

NY ANALYTICAL SERVICES PROTOCOL
DATA PACKAGE

Client: NETC

125 BATH ST

Laboratory Project: GCC81347

Volatile TO15
Ver 1

Organic Data Flags

LOD(MDL): Limit of Detection or Method Detection Limit
The minimum reportable concentration that can be measured with confidence.

PQL(RL): Practical Quantitation Level or Reporting Level
This value is at or above the MDL and is supported by the lowest calibration standard.

· · Q Qualifiers:

U - The compound was analyzed for but not detected at or above the MDL. The number immediately preceding the "U" represents the PQL reporting level corrected for percent solids, weight and/or volume calculations, and dilution factors.

J - Indicates an estimated value, may indicate one of the following, depending on the situation:
a) The reported value is estimated and below the MDL
b) Used when estimating a concentration for TIC where a 1:1 response is assumed or when the result indicates the presence of a compound that meets the indentification criteria, but the results is less than the quantitation limit, but greater than zero.
c) QC associated with this analyte is within warning limits.

X - The concentration is not reported. This quantitation file was not evaluated for this compound at this dilution; a volatile purging or related issue may be the cause.

L - Biased Low

N - The concentration is based on the response of the nearest internal. This flag is used on the TIC form for all compounds identified.

S - This compound is a solvent that is used in the laboratory. Laboratory contamination is suspected if concentration is less than five times the reporting level.

B - This compound was also present in the method blank

D - The reported concentration is the result of a diluted analysis.

E - The reported value is estimated because the concentration exceeded the calibration range.

A - Indicates that the tentatively identified compound is a suspected aldol condensation product. Aldol condensation products are produced during the extraction process.

Q - For TICS, this compound was quantitated using a calibration curve. This compound is part of the instrument method, but not part of the client target list.

P- Percent difference is greater than 25% between the two GC columns and the lower result is reported.

PHOENIX
Environmental Laboratories, Inc.
587 East Middle Turnpike, P.O.Box 370, Manchester, CT 06040
Tel. (860) 645-1102 Fax (860) 645-0823

ACCREDITED IN ACCORDANCE WITH nelac NY # 11301

SDG: GCC81347

Volatile Air Conformance / Non-Conformance Summary

Project ID / Client ID: 125 BATH ST, NETC

Form 1 (Analysis):

No observations noted.

Form 2 (Surrogates):

All surrogates met criteria with the following exceptions: None.

Form 3 (Laboratory Control/Matrix Spike):

Sample: CC80334 LCS
All LCS recoveries met criteria with the following exceptions: None.

Form 4 (Method Blank):

File: CHEM24 0403_07.D
All compounds were non-detect with the following exceptions: None.

Form 5 (Tune):

File: CHEM24 0320_03.D
All Tune criteria was met with the following exceptions: None.

File: CHEM24 0403_02.D
All Tune criteria was met with the following exceptions: None.

Form 6 (Initial Calibration):

Calibration: CHEM24 03/20/19 - 03/21/19
100% of method compounds met criteria.
The following compounds did not meet maximum % deviations: None.

Calibration: CHEM24 03/21/19 - 03/21/19
100% of method compounds met criteria.
The following compounds did not meet maximum % deviations: None.

Form 7 (Continuing Calibration):

File: CHEM24 0403_02.D (Opening)
100% of method compounds met criteria.
The following compounds did not meet maximum % deviations: None.

Form 8 (Internal Standard and Retention Time):

File: CHEM24 - 0320_10.D Full
All samples met internal standard area and retention time critieria with the following exceptions: None.

PHOENIX
Environmental Laboratories, Inc.
587 East Middle Turnpike, P.O.Box 370, Manchester, CT 06040
Tel. (860) 645-1102 Fax (860) 645-0823

ACCREDITED IN ACCORDANCE WITH nelac NY # 11301

SDG: GCC81347

Volatile Air Conformance / Non-Conformance Summary

Project ID / Client ID: 125 BATH ST, NETC

File: CHEM24 - 0320_10.D Sim
All samples met internal standard area and retention time critieria with the following exceptions: None.

File: CHEM24 - 0403_02.D Full
All samples met internal standard area and retention time critieria with the following exceptions: None.

File: CHEM24 - 0403_02.D Sim
All samples met internal standard area and retention time critieria with the following exceptions: None.



04/15/19

Alejandro Paredes
Project Manager

2C
AIR SYSTEM MONITORING COMPOUND RECOVERY

Lab Name: Phoenix Environmental Labs Client: NETC

Lab Code: Phoenix Case No.: SDG: GCC81347

QC Batch Id: 473203 QC Sample Id: CC80334

	CLIENT ID	LAB ID	SMC1 BFB #				TOT OUT
01	CC80334 LCS	CC80334 LCS	103				0
02	CC80334 BLANK	CC80334 BLANK	97				0
03	CC80334 QC	CC80334 QC	100				0
04	80334 DUP	CC80334 DUP	97				0
05	IA DUP	CC81349	95				0
06	IA	CC81348	91				0
07	OA	CC81350	90				0
08	SS	CC81347	92				0
09							
10							
11							
12							
13							
14							
15							
16							
17							
18							
19							
20							
21							
22							
23							
24							
25							
26							
27							
28							
29							
30							

			QC LIMITS
SMC1	BFB	Bromofluorobenzene	(70-130)

Column to be used to flag recovery values
* Values outside of contract required QC limits
D Surrogate diluted out

FORM II AIR

AIR LCS RECOVERY

Lab Name: Phoenix Environmental Labs Client: NETC

Lab Code: Phoenix Case No: SAS No: SDG No GCC81347

LCS - Client Id: CC80334 LCS

COMPOUND	SPIKE ADDED (ppbv)		LCS CONCENTRATION (ppbv)	LCS % REC #	QC. LIMITS REC.	
Propylene	10		10.01	100	70	130
Dichlorodifluoromethane	10		11.24	112	70	130
Chloromethane	10		8.440	84	70	130
1,2-Dichlorotetrafluoroethane	10		9.468	95	70	130
Vinyl Chloride	10		9.442	94	70	130
1,3-Butadiene	10		9.622	96	70	130
Bromomethane	10		9.543	95	70	130
Chloroethane	10		9.491	95	70	130
Ethanol	8		9.798	122	70	130
Acetone	10		9.293	93	70	130
Trichlorofluoromethane	10		9.045	90	70	130
Isopropylalcohol	10		9.519	95	70	130
Acrylonitrile	10		9.202	92	70	130
1,1-Dichloroethene	10		9.587	96	70	130
Methylene Chloride	10		8.908	89	70	130
Carbon Disulfide	10		9.677	97	70	130
Trichlorotrifluoroethane	10		9.231	92	70	130
Trans-1,2-Dichloroethene	10		9.261	93	70	130
1,1-Dichloroethane	10		9.282	93	70	130
Methyl tert-butyl ether(MTBE)	10		9.219	92	70	130
Methyl Ethyl Ketone	10		9.550	96	70	130
Cis-1,2-Dichloroethene	10		9.885	99	70	130
Hexane	10		10.73	107	70	130
Chloroform	10		9.758	98	70	130
Ethyl acetate	10		8.573	86	70	130
Tetrahydrofuran	10		9.240	92	70	130
1,2-Dichloroethane	10		10.21	102	70	130
1,1,1-Trichloroethane	10		9.560	96	70	130
Benzene	10		9.751	98	70	130
Carbon Tetrachloride	10		9.839	98	70	130
Cyclohexane	10		10.14	101	70	130
1,2-dichloropropane	10		11.10	111	70	130
Bromodichloromethane	10		10.98	110	70	130
Trichloroethene	10		10.98	110	70	130
1,4-Dioxane	10		11.07	111	70	130
Heptane	10		10.84	108	70	130
cis-1,3-Dichloropropene	10		11.33	113	70	130
4-Methyl-2-pentanone(MIBK)	10		11.12	111	70	130
trans-1,3-Dichloropropene	10		11.43	114	70	130
1,1,2-Trichloroethane	10		10.22	102	70	130
Toluene	10		11.24	112	70	130
Dibromochloromethane	10		10.80	108	70	130
2-Hexanone(MBK)	10		11.42	114	70	130
1,2-Dibromoethane(EDB)	10		10.70	107	70	130

FORM III AIR

AIR LCS RECOVERY

Lab Name: Phoenix Environmental Labs Client: NETC

Lab Code: Phoenix Case No: SAS No: SDG No GCC81347

LCS - Client Id: CC80334 LCS

COMPOUND	SPIKE ADDED (ppbv)		LCS CONCENTRATION (ppbv)	LCS % REC #	QC. LIMITS REC.	
Tetrachloroethene	10		11.14	111	70	130
1,1,1,2-Tetrachloroethane	10		10.15	102	70	130
Chlorobenzene	10		10.35	104	70	130
Ethylbenzene	10		10.94	109	70	130
m,p-Xylene	20		21.30	107	70	130
Bromoform	10		10.05	101	70	130
Styrene	10		10.28	103	70	130
1,1,2,2-Tetrachloroethane	10		9.926	99	70	130
o-Xylene	10		11.43	114	70	130
Isopropylbenzene	10		11.39	114	70	130
4-Ethyltoluene	10		11.03	110	70	130
1,3,5-Trimethylbenzene	10		10.31	103	70	130
1,2,4-Trimethylbenzene	10		11.39	114	70	130
Benzyl chloride	10		11.33	113	70	130
1,3-Dichlorobenzene	10		10.66	107	70	130
1,4-Dichlorobenzene	10		10.67	107	70	130
sec-Butylbenzene	10		10.51	105	70	130
4-Isopropyltoluene	10		11.49	115	70	130
1,2-Dichlorobenzene	10		10.85	109	70	130
n-Butylbenzene	10		10.71	107	70	130
1,2,4-Trichlorobenzene	10		10.96	110	70	130
Hexachlorobutadiene	10		11.71	117	70	130

FORM III AIR

4A

AIR METHOD BLANK SUMMARY

Client ID: CC80334 BLANK

Lab Name: Phoenix Environmental Labs Client: NETC

Lab Code: Phoenix Case No.: SAS No.: SDG No.: GCC81347

Lab File ID: 0403_07.D Lab Sample ID: CC80334 BLK

Date Analyzed: 04/03/2019 Time Analyzed: 19:29

GC Column: RTX-VMS Lab Batch ID: 473203

Instrument ID: CHEM24 Heated Purge:(Y/N) Y

THIS METHOD BLANK APPLIES TO THE FOLLOWING SAMPLES, MS AND MSD:

	CLIENT SAMPLE NO.	LAB SAMPLE ID	LAB FILE ID	TIME ANALYZED
01	CC80334 LCS	CC80334 LCS	0403_04.D	17:50
02	CC80334 QC	CC80334	0403_09.D	20:44
03	80334 DUP	CC80334 DUP	0403_10.D	21:21
04	IA DUP	CC81349	0403_21.D	03:52
05	IA	CC81348	0403_31.D	10:51
06	OA	CC81350	0403_32.D	11:29
07	SS	CC81347	0403_34.D	12:45
08				
09				
10				
11				
12				
13				
14				
15				
16				
17				
18				
19				
20				

COMMENTS:

FORM IV AIR

5B
AIR INSTRUMENT PERFORMANCE CHECK
BROMOFLUOROBENZENE (BFB)

Lab Name: Phoenix Environmental Labs Client: NETC

Lab Code: Phoenix Case No.: SAS No.: SDG No.: GCC81347

Lab File ID: 0320_03.D BFB Injection Date: 03/20/19

Instrument ID: CHEM24 BFB Injection Time: 23:18

GC Column: RTX-VMS Heated Purge: (Y/N) Y

AutoFind: Scans 1690, 1691, 1692; Background Corrected with Scan 1681

m/e	ION ABUNDANCE CRITERIA	% RELATIVE ABUNDANCE			
50	8.0 - 40.0% of mass 95	23.8			
75	30.0 - 66.0% of mass 95	55.2			
95	Base Peak, 100% relative abundance	100.0			
96	5.0 - 9.0% of mass 95	6.6			
173	Less than 2.0% of mass 174	0.4	(	0.4	)1
174	50.0 - 120.0% of mass 95	96.9			
175	4.0 - 9.0% of mass 174	6.9	(	6.7	)1
176	93.0 - 101.0% of mass 174	98.1	(	95.0	)1
177	5.0 - 9.0% of mass 176	6.5	(	6.2	)1

1-Value is % mass 95

THIS CHECK APPLIES TO THE FOLLOWING SAMPLES, MS, MSD, BLANKS, AND STANDARDS:

	CLIENT ID	LAB SAMPLE ID	LAB FILE ID	DATE ANALYZED	TIME ANALYZED	
01	ICAL 0.02	0.02 ppbV	0320_04.D	03/20/19	23:50	
02	ICAL 0.035	0.035 ppbV	0320_05.D	03/21/19	00:23	
03	ICAL 0.05	0.05 ppbV	0320_06.D	03/21/19	00:55	
04	ICAL 0.1	0.10 ppbV	0320_07.D	03/21/19	01:28	
05	ICAL 0.2	0.2 ppbv	0320_08.D	03/21/19	02:03	
06	ICAL 0.5	0.5ppbv	0320_09.D	03/21/19	02:40	
07	ICAL 1	1.0 ppbV	0320_10.D	03/21/19	03:14	
08	ICAL 2.5	2.5 ppbV	0320_11.D	03/21/19	03:51	
09	ICAL 5	5.0 ppbV	0320_12.D	03/21/19	04:25	
10	ICAL 10	10 ppbV	0320_13.D	03/21/19	04:59	
11	ICAL 25	25 ppbV	0320_14.D	03/21/19	05:36	
12	ICAL 40	40 ppbV	0320_15.D	03/21/19	06:17	
13						
14						
15						
16						
17						
18						
19						
20						
21						
22						
23						
24						
25						

(*) Outside 24 hr clock

FORM V AIR

CLPBFB

Data Path : H:\AIR2019\CHEM24\03MAR\20\
Data File : 0320_03.D
Acq On : 20 Mar 2019 11:18 pm
Operator : Keith
Sample : 0/0
Misc :
ALS Vial : 2 Sample Multiplier: 1

Integration File signal 1: rteint.p
Integration File signal 2: rteint2.p

Method : H:\AIR2019\CHEM24\METHODS\24AIR_0320.M
Title : VOA Standards for 5 point calibration
Last Update : Thu Mar 21 15:12:41 2019

AutoFind: Scans 1690, 1691, 1692; Background Corrected with Scan 1681

Target Mass	Rel. to Mass	Lower Limit%	Upper Limit%	Rel. Abn%	Raw Abn	Result Pass/Fail
50	95	8	40	23.8	55355	PASS
75	95	30	66	55.2	128587	PASS
95	95	100	100	100.0	232789	PASS
96	95	5	9	6.6	15340	PASS
173	174	0.00	2	0.4	1003	PASS
174	95	50	120	96.9	225579	PASS
175	174	4	9	6.9	15479	PASS
176	174	93	101	98.1	221205	PASS
177	176	5	9	6.5	14306	PASS

24AIR_0320.M Wed Mar 27 13:33:54 2019

5B
AIR INSTRUMENT PERFORMANCE CHECK
BROMOFLUOROBENZENE (BFB)

Lab Name: Phoenix Environmental Labs Client: NETC

Lab Code: Phoenix Case No.: SAS No.: SDG No.: GCC81347

Lab File ID: 0403_02.D BFB Injection Date: 04/03/19

Instrument ID: CHEM24 BFB Injection Time: 16:38

GC Column: RTX-VMS Heated Purge: (Y/N) Y

AutoFind: Scans 1691, 1692, 1693; Background Corrected with Scan 1683

m/e	ION ABUNDANCE CRITERIA	% RELATIVE ABUNDANCE			
50	8.0 - 40.0% of mass 95	25.9			
75	30.0 - 66.0% of mass 95	59.7			
95	Base Peak, 100% relative abundance	100.0			
96	5.0 - 9.0% of mass 95	6.5			
173	Less than 2.0% of mass 174	0.5	(	0.5	)1
174	50.0 - 120.0% of mass 95	94.5			
175	4.0 - 9.0% of mass 174	6.9	(	6.5	)1
176	93.0 - 101.0% of mass 174	96.8	(	91.5	)1
177	5.0 - 9.0% of mass 176	6.6	(	6.1	)1

1-Value is % mass 95

THIS CHECK APPLIES TO THE FOLLOWING SAMPLES, MS, MSD, BLANKS, AND STANDARDS:

	CLIENT ID	LAB SAMPLE ID	LAB FILE ID	DATE ANALYZED	TIME ANALYZED	
01	CCAL 1	1.0ppb	0403_02.D	04/03/19	16:38	
02	CC80334 LCS	CC80334 LCS	0403_04.D	04/03/19	17:50	
03	CC80334 BLANK	CC80334 BLANK	0403_07.D	04/03/19	19:29	
04	CC80334 QC	CC80334 QC	0403_09.D	04/03/19	20:44	
05	80334 DUP	CC80334 DUP	0403_10.D	04/03/19	21:21	
06	IA DUP	CC81349	0403_21.D	04/04/19	03:52	
07	IA	CC81348	0403_31.D	04/04/19	10:51	
08	OA	CC81350	0403_32.D	04/04/19	11:29	
09	SS	CC81347	0403_34.D	04/04/19	12:45	
10						
11						
12						
13						
14						
15						
16						
17						
18						
19						
20						
21						
22						
23						
24						
25						

(*) Outside 24 hr clock

FORM V AIR

CLPBFB

Data Path : H:\AIR2019\CHEM24\04APR\03\
Data File : 0403_02.D
Acq On : 3 Apr 2019 4:38 pm
Operator : Keith
Sample : 1.0ppb
Misc :
ALS Vial : 2 Sample Multiplier: 1

Integration File signal 1: rteint.p
Integration File signal 2: rteint2.p

Method : H:\AIR2019\CHEM24\METHODS\24AIR_0320.M
Title : VOA Standards for 5 point calibration
Last Update : Fri Mar 29 10:07:42 2019

AutoFind: Scans 1691, 1692, 1693; Background Corrected with Scan 1683

Target Mass	Rel. to Mass	Lower Limit%	Upper Limit%	Rel. Abn%	Raw Abn	Result Pass/Fail
50	95	8	40	25.9	45907	PASS
75	95	30	66	59.7	105624	PASS
95	95	100	100	100.0	177067	PASS
96	95	5	9	6.5	11471	PASS
173	174	0.00	2	0.5	841	PASS
174	95	50	120	94.5	167360	PASS
175	174	4	9	6.9	11496	PASS
176	174	93	101	96.8	162005	PASS
177	176	5	9	6.6	10716	PASS

24AIR_0320.M Thu Apr 04 08:37:23 2019

8A
AIR INTERNAL STANDARD AREA AND RT SUMMARY
Full Scan

Lab Name: Phoenix Environmental Labs Client: NETC

Lab Code: Phoenix Case No.: _____ SAS No.: _____ SDG No.: GCC81347

Lab Method / File Id: 24AIR_0320.M / Average Date Analyzed: 03/21/19

Instrument ID: CHEM24 Time Analyzed: 3:14

GC Column: _____ ID: 0.18 (mm) Heated Purge:(Y/N) Y

		IS1 (BCM) Area Avg	#	RT Avg	#	IS2 (DFB) Area Avg	#	RT Avg	#	IS3 (CBZ) Area Avg	#	RT Avg	#			LAB FILE ID
	12 HOUR STD	190243		5.60		551343		7.51		290919		11.06				Average
	UPPER LIMIT	267291		5.93		774637		7.84		408741		11.39				Average
	LOWER LIMIT	113195		5.27		328049		7.18		173097		10.73				Average
	CLIENT ID															
01	ICAL 0.2	204742		5.59		572792		7.50		285421		11.06				0320_08.D
02	ICAL 0.5	201830		5.59		567322		7.50		279558		11.05				0320_09.D
03	ICAL 1	195465		5.59		527327		7.51		271757		11.06				0320_10.D
04	ICAL 2.5	186982		5.59		525413		7.51		280721		11.06				0320_11.D
05	ICAL 5	175281		5.60		528213		7.51		273636		11.06				0320_12.D
06	ICAL 10	178397		5.60		533971		7.51		285903		11.06				0320_13.D
07	ICAL 25	185298		5.61		551680		7.51		312926		11.06				0320_14.D
08	ICAL 40	193948		5.61		604025		7.51		337428		11.06				0320_15.D
09																
10																
11																
12																
13																
14																
15																
16																
17																
18																
19																
20																
21																
22																

IS1 (BCM) = Bromochloromethane
IS2 (DFB) = 1,4-Difluorobenzene
IS3 (CBZ) = Chlorobenzene-d5

AREA UPPER LIMIT = +140% of internal standard area
AREA LOWER LIMIT = - 60% of internal standard area
RT UPPER LIMIT = +0.33 minutes of internal standard RT
RT LOWER LIMIT = -0.33 minutes of internal standard RT

Column used to flag values outside QC limits with an asterisk.
* Values outside of QC limits.

FORM VIII VOA

8A
AIR INTERNAL STANDARD AREA AND RT SUMMARY
Sim Scan

Lab Name: Phoenix Environmental Labs Client: NETC

Lab Code: Phoenix Case No.: _____ SAS No.: _____ SDG No.: GCC81347

Lab Method / File Id: 24AIR_0320.M / Average Date Analyzed: 03/21/19

Instrument ID: CHEM24 Time Analyzed: 3:14

GC Column: _____ ID: 0.18 (mm) Heated Purge:(Y/N) Y

		IS1 (BCM) Area Avg	#	RT Avg	#	IS2 (DFB) Area Avg	#	RT Avg	#	IS3 (CBZ) Area Avg	#	RT Avg	#			LAB FILE ID
	12 HOUR STD	204038		5.59		563403		7.50		298875		11.05				Average
	UPPER LIMIT	286674		5.92		791582		7.83		419919		11.38				Average
	LOWER LIMIT	121403		5.26		335225		7.17		177831		10.72				Average
	CLIENT ID															
01	ICAL 0.02	230986		5.59		622606		7.50		339917		11.05				0320_04.D
02	ICAL 0.035	229027		5.59		605610		7.50		320254		11.05				0320_05.D
03	ICAL 0.05	225833		5.59		598327		7.50		323472		11.05				0320_06.D
04	ICAL 0.1	211841		5.59		552453		7.50		305165		11.05				0320_07.D
05	ICAL 0.2	204742		5.59		572792		7.50		285421		11.06				0320_08.D
06	ICAL 0.5	201830		5.59		567322		7.50		279558		11.05				0320_09.D
07	ICAL 1	195465		5.59		527327		7.51		271757		11.06				0320_10.D
08	ICAL 2.5	186982		5.59		525413		7.51		280721		11.06				0320_11.D
09	ICAL 5	175281		5.60		528213		7.51		296581		11.06				0320_12.D
10	ICAL 10	178397		5.60		533971		7.51		285903		11.06				0320_13.D
11																
12																
13																
14																
15																
16																
17																
18																
19																
20																
21																
22																

IS1 (BCM) = Bromochloromethane
IS2 (DFB) = 1,4-Difluorobenzene
IS3 (CBZ) = Chlorobenzene-d5

AREA UPPER LIMIT = +140% of internal standard area
AREA LOWER LIMIT = - 60% of internal standard area
RT UPPER LIMIT = +0.33 minutes of internal standard RT
RT LOWER LIMIT = -0.33 minutes of internal standard RT

Column used to flag values outside QC limits with an asterisk.
* Values outside of QC limits.

FORM VIII VOA

8A
AIR INTERNAL STANDARD AREA AND RT SUMMARY
Full Scan

Lab Name: Phoenix Environmental Labs Client: NETC

Lab Code: Phoenix Case No.: _____ SAS No.: _____ SDG No.: GCC81347

Lab Method / File Id: 24AIR_0320.M / 0403_02.D Date Analyzed: 04/03/19

Instrument ID: CHEM24 Time Analyzed: 16:38

GC Column: RTX-VMS ID: 0.18 (mm) Heated Purge:(Y/N) Y

		IS1 (BCM) AREA	#	RT	#	IS2 (DFB) AREA	#	RT	#	IS3 (CBZ) AREA	#	RT	#			LAB FILE ID
	12 HOUR STD	153233		5.61		397439		7.51		222299		11.07				0403_02.D
	UPPER LIMIT	215292		5.94		558402		7.84		312330		11.40				0403_02.D
	LOWER LIMIT	91174		5.28		236476		7.18		132268		10.74				0403_02.D
	CLIENT ID															
01	CCAL 1	153233		5.61		397439		7.51		222299		11.07				0403_02.D
02	CC80334 LCS	151933		5.61		423832		7.51		238052		11.07				0403_04.D
03	CC80334 BLANK	196908		5.60		553809		7.51		275179		11.06				0403_07.D
04	CC80334 QC	151056		5.60		458462		7.50		253139		11.06				0403_09.D
05	80334 DUP	164521		5.59		462774		7.50		256010		11.05				0403_10.D
06	IA DUP	199231		5.59		557933		7.49		299823		11.05				0403_21.D
07	IA	165356		5.57		463501		7.49		247461		11.04				0403_31.D
08	OA	164352		5.58		461514		7.49		248880		11.04				0403_32.D
09	SS	131452		5.58		372797		7.49		212193		11.04				0403_34.D
10																
11																
12																
13																
14																
15																
16																
17																
18																
19																
20																
21																
22																

IS1 (BCM) = Bromochloromethane
IS2 (DFB) = 1,4-Difluorobenzene
IS3 (CBZ) = Chlorobenzene-d5

AREA UPPER LIMIT = +140% of internal standard area
AREA LOWER LIMIT = - 60% of internal standard area
RT UPPER LIMIT = +0.33 minutes of internal standard RT
RT LOWER LIMIT = -0.33 minutes of internal standard RT

Column used to flag values outside QC limits with an asterisk.
* Values outside of QC limits.

FORM VIII VOA

8A
AIR INTERNAL STANDARD AREA AND RT SUMMARY
Sim Scan

Lab Name: Phoenix Environmental Labs Client: NETC

Lab Code: Phoenix Case No.: _____ SAS No.: _____ SDG No.: GCC81347

Lab Method / File Id: 24AIR_0320.M / 0403_02.D Date Analyzed: 04/03/19

Instrument ID: CHEM24 Time Analyzed: 16:38

GC Column: RTX-VMS ID: 0.18 (mm) Heated Purge:(Y/N) Y

		IS1 (BCM) AREA	#	RT	#	IS2 (DFB) AREA	#	RT	#	IS3 (CBZ) AREA	#	RT	#			LAB FILE ID
	12 HOUR STD	153233		5.61		397439		7.51		222299		11.07				0403_02.D
	UPPER LIMIT	215292		5.94		558402		7.84		312330		11.40				0403_02.D
	LOWER LIMIT	91174		5.28		236476		7.18		132268		10.74				0403_02.D
	CLIENT ID															
01	CCAL 1	153233		5.61		397439		7.51		222299		11.07				0403_02.D
02	CC80334 LCS	151933		5.61		423832		7.51		238052		11.07				0403_04.D
03	CC80334 BLANK	196908		5.60		553809		7.51		275179		11.06				0403_07.D
04	CC80334 QC	151056		5.60		458462		7.50		253139		11.06				0403_09.D
05	80334 DUP	164521		5.59		462774		7.50		256010		11.05				0403_10.D
06	IA DUP	199231		5.59		557933		7.49		299823		11.05				0403_21.D
07	IA	165356		5.57		463501		7.49		247461		11.04				0403_31.D
08	OA	164352		5.58		461514		7.49		248880		11.04				0403_32.D
09	SS	131452		5.58		372797		7.49		212193		11.04				0403_34.D
10																
11																
12																
13																
14																
15																
16																
17																
18																
19																
20																
21																
22																

IS1 (BCM) = Bromochloromethane
IS2 (DFB) = 1,4-Difluorobenzene
IS3 (CBZ) = Chlorobenzene-d5

AREA UPPER LIMIT = +140% of internal standard area
AREA LOWER LIMIT = - 60% of internal standard area
RT UPPER LIMIT = +0.33 minutes of internal standard RT
RT LOWER LIMIT = -0.33 minutes of internal standard RT

Column used to flag values outside QC limits with an asterisk.
* Values outside of QC limits.

FORM VIII VOA

1

AIR ANALYSIS DATA SHEET

CLIENT ID

SS

Client: NETC Lab: Phoenix Env. Labs

SDG No.: GCC81347 Lab Sample ID: CC81347

Canister: 28555 Lab File ID: 0403_34.D

Instrument: CHEM24 Column: RTX-VMS Date Received: 04/03/19

Purge Volume 200 (cc) Date Analyzed: 04/04/19

Matrix: AIR Dilution Factor: 1

CONCENTRATION UNITS: (ppbv or ug/m3) ppbv

CAS NO.	COMPOUND	CONC.	Q	MDL	PQL	R
115-07-1	Propylene	0.581	U	0.581	0.581	r
75-71-8	Dichlorodifluoromethane	0.807		0.202	0.202	r
74-87-3	Chloromethane	0.485	U	0.485	0.485	r
106-99-0	1,3-Butadiene	0.452	U	0.452	0.452	r
75-00-3	Chloroethane	0.379	U	0.379	0.379	r
64-17-5	Ethanol	128	ES	0.531	0.531	r
67-64-1	Acetone	20.2	S	0.421	0.421	r
75-69-4	Trichlorofluoromethane	4.69		0.178	0.178	r
67-63-0	Isopropylalcohol	2.90	S	0.407	0.407	r
107-13-1	Acrylonitrile	0.461	U	0.461	0.461	r
75-09-2	Methylene Chloride	0.864	U	0.864	0.864	r
75-15-0	Carbon Disulfide	1.48		0.321	0.321	r
1634-04-4	Methyl tert-butyl ether(MTBE)	0.278	U	0.278	0.278	r
78-93-3	Methyl Ethyl Ketone	0.888		0.339	0.339	r
110-54-3	Hexane	0.284	U	0.284	0.284	r
141-78-6	Ethyl acetate	0.278	U	0.278	0.278	r
109-99-9	Tetrahydrofuran	0.339	U	0.339	0.339	r
71-43-2	Benzene	0.313	U	0.313	0.313	r
110-82-7	Cyclohexane	0.291	U	0.291	0.291	r
142-82-5	Heptane	0.244	U	0.244	0.244	r
108-10-1	4-Methyl-2-pentanone(MIBK)	0.244	U	0.244	0.244	r
10061-02-6	trans-1,3-Dichloropropene	0.221	U	0.221	0.221	r
108-88-3	Toluene	0.352		0.266	0.266	r
591-78-6	2-Hexanone(MBK)	0.244	U	0.244	0.244	r
108-90-7	Chlorobenzene	0.217	U	0.217	0.217	r
100-41-4	Ethylbenzene	0.230	U	0.230	0.230	r
100-42-5	Styrene	0.235	U	0.235	0.235	r
95-47-6	o-Xylene	0.230	U	0.230	0.230	r
98-82-8	Isopropylbenzene	0.204	U	0.204	0.204	r
622-96-8	4-Ethyltoluene	0.204	U	0.204	0.204	r
108-67-8	1,3,5-Trimethylbenzene	0.204	U	0.204	0.204	r
95-63-6	1,2,4-Trimethylbenzene	0.204	U	0.204	0.204	r
76-14-2	1,2-Dichlorotetrafluoroethane(sim)	0.143	U	0.143	0.143	r
75-01-4	Vinyl Chloride(sim)	0.078	U	0.078	0.078	r
74-83-9	Bromomethane(sim)	0.258	U	0.258	0.258	r
71-55-6	1,1,1-Trichloroethane(sim)	0.183	U	0.183	0.183	r

FORM I AIR

r=Result Reported U=Not Detected D=Reported Dilution E/J=Estimated Value X=Not Used S=Lab Solvent

1

CLIENT ID

AIR ANALYSIS DATA SHEET

SS

Client: NETC Lab: Phoenix Env. Labs

SDG No.: GCC81347 Lab Sample ID: CC81347

Canister: 28555 Lab File ID: 0403_34.D

Instrument: CHEM24 Column: RTX-VMS Date Received: 04/03/19

Purge Volume 200 (cc) Date Analyzed: 04/04/19

Matrix: AIR Dilution Factor: 1

CONCENTRATION UNITS: (ppbv or ug/m3) ppbv

CAS NO.	COMPOUND	CONC.	Q	MDL	PQL	R
56-23-5	Carbon Tetrachloride(sim)	0.034		0.032	0.032	r
75-35-4	1,1-Dichloroethene(sim)	0.051	U	0.051	0.051	r
76-13-1	Trichlorotrifluoroethane(sim)	0.149		0.131	0.131	r
156-60-5	Trans-1,2-Dichloroethene(sim)	0.252	U	0.252	0.252	r
75-34-3	1,1-Dichloroethane(sim)	0.247	U	0.247	0.247	r
156-59-2	Cis-1,2-Dichloroethene(sim)	0.051	U	0.051	0.051	r
67-66-3	Chloroform(sim)	0.205	U	0.205	0.205	r
107-06-2	1,2-Dichloroethane(sim)	0.247	U	0.247	0.247	r
78-87-5	1,2-dichloropropane(sim)	0.217	U	0.217	0.217	r
75-27-4	Bromodichloromethane(sim)	0.149	U	0.149	0.149	r
79-01-6	Trichloroethene(sim)	0.037	U	0.037	0.037	r
123-91-1	1,4-Dioxane(sim)	0.278	U	0.278	0.278	r
10061-01-5	cis-1,3-Dichloropropene(sim)	0.221	U	0.221	0.221	r
79-00-5	1,1,2-Trichloroethane(sim)	0.183	U	0.183	0.183	r
124-48-1	Dibromochloromethane(sim)	0.118	U	0.118	0.118	r
106-93-4	1,2-Dibromoethane(EDB)(sim)	0.130	U	0.130	0.130	r
127-18-4	Tetrachloroethene(sim)	0.037	U	0.037	0.037	r
75-25-2	Bromoform(sim)	0.097	U	0.097	0.097	r
630-20-6	1,1,1,2-Tetrachloroethane(sim)	0.146	U	0.146	0.146	r
179601-23-1	m,p-Xylene(sim)	0.230	U	0.230	0.230	r
79-34-5	1,1,2,2-Tetrachloroethane(sim)	0.146	U	0.146	0.146	r
100-44-7	Benzyl chloride(sim)	0.193	U	0.193	0.193	r
541-73-1	1,3-Dichlorobenzene(sim)	0.166	U	0.166	0.166	r
106-46-7	1,4-Dichlorobenzene(sim)	0.166	U	0.166	0.166	r
135-98-8	sec-Butylbenzene(sim)	0.182	U	0.182	0.182	r
99-87-6	4-Isopropyltoluene(sim)	0.182	U	0.182	0.182	r
95-50-1	1,2-Dichlorobenzene(sim)	0.166	U	0.166	0.166	r
104-51-8	n-Butylbenzene(sim)	0.182	U	0.182	0.182	r
120-82-1	1,2,4-Trichlorobenzene(sim)	0.135	U	0.135	0.135	r
87-68-3	Hexachlorobutadiene(sim)	0.094	U	0.094	0.094	r

FORM I AIR

r=Result Reported U=Not Detected D=Reported Dilution E/J=Estimated Value X=Not Used S=Lab Solvent

Quantitation Report (QT Reviewed)

Data Path : H:\AIR2019\CHEM24\04APR\03\
Data File : 0403_34.D
Acq On : 4 Apr 2019 12:45 pm
Operator : Keith
Client ID : SS
Lab ID : CC81347
ALS Vial : 34 Sample Multiplier: 1

Quant Time: Apr 04 14:52:07 2019
Quant Method : H:\AIR2019\CHEM24\METHODS\24AIR_0320.M
Quant Title : VOA Standards for 5 point calibration
QLast Update : Fri Mar 29 10:07:42 2019
Response via : Initial Calibration

Compound	R.T.	QIon	Response	Conc	Units	Dev(Min)
Internal Standards						
1) Bromochloromethane	5.579	130	131452	10.000	ng	-0.01
36) 1,4-Difluorobenzene	7.487	114	372797	10.000	ng	-0.02
53) Chlorobenzene-d5	11.045	82	212193	10.000	ng	-0.01
80) Bromochloromethane(sim)	5.579	130	131452	10.000	ng	-0.01
94) 1,4-Difluorobenzene(sim)	7.487	114	372797	10.000	ng	-0.02
104) Chlorobenzene-d5(sim)	11.045	82	212193	10.000	ng	-0.01
System Monitoring Compounds						
62) % Bromofluorobenzene	12.518	95	274826	9.189	ppbv	-0.01
Spiked Amount 10.000	Range 70 - 130		Recovery = 91.90%			
Target Compounds						Qvalue
3) Dichlorodifluoromethane	1.506	85	48643	0.807	ppbv	98
6) Vinyl Chloride	1.725	62	1181	0.085	ppbv	79
10) Ethanol	2.718	45	564834	127.792	ppbv#	87
12) Acetone	3.402	43	430309	20.223	ppbv	96
13) Trichlorofluoromethane	2.232	101	282853	4.690	ppbv	98
14) Isopropylalcohol	3.361	45	61507	2.904	ppbv#	55
20) Carbon Disulfide	2.704	76	68185	1.483	ppbv	100
21) Trichlorotrifluoroethane	2.772	101	7206	0.183	ppbv	98
25) Methyl Ethyl Ketone	6.248	43	22563	0.888	ppbv	97
34) Carbon Tetrachloride	5.896	117	1923	0.044	ppbv	89
48) Toluene	9.264	91	13851	0.352	ppbv	99
82] Vinyl Chloride(sim)	1.725	62	1181	0.074	ppbv#	79
84] Trichlorofluoromethane...	2.232	101	282853	3.912	ppbv	98
86] Carbon Tetrachloride(sim)	5.896	117	1698	0.034	ppbv#	79
88] Trichlorotrifluoroetha...	2.772	101	7206	0.149	ppbv	97

(#)out of range (m)manual integration reviewed by analyst (+)signals summed

Quantitation Report (QT Reviewed)

Data Path : H:\AIR2019\CHEM24\04APR\03\
Data File : 0403_34.D
Acq On : 4 Apr 2019 12:45 pm
Operator : Keith
Client ID : SS
Lab ID : CC81347
ALS Vial : 34 Sample Multiplier: 1

Quant Time: Apr 04 14:52:07 2019
Quant Method : H:\AIR2019\CHEM24\METHODS\24AIR_0320.M
Quant Title : VOA Standards for 5 point calibration
QLast Update : Fri Mar 29 10:07:42 2019
Response via : Initial Calibration

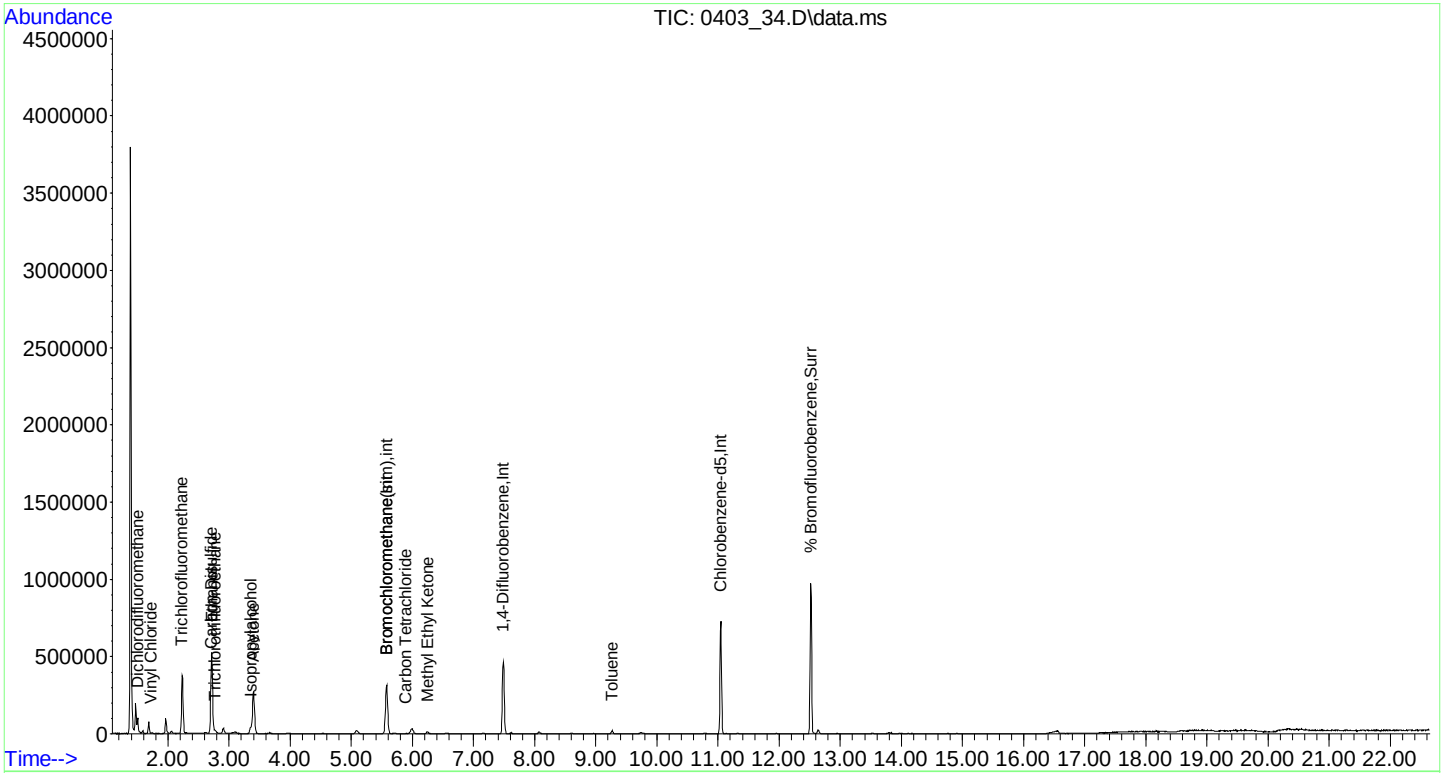

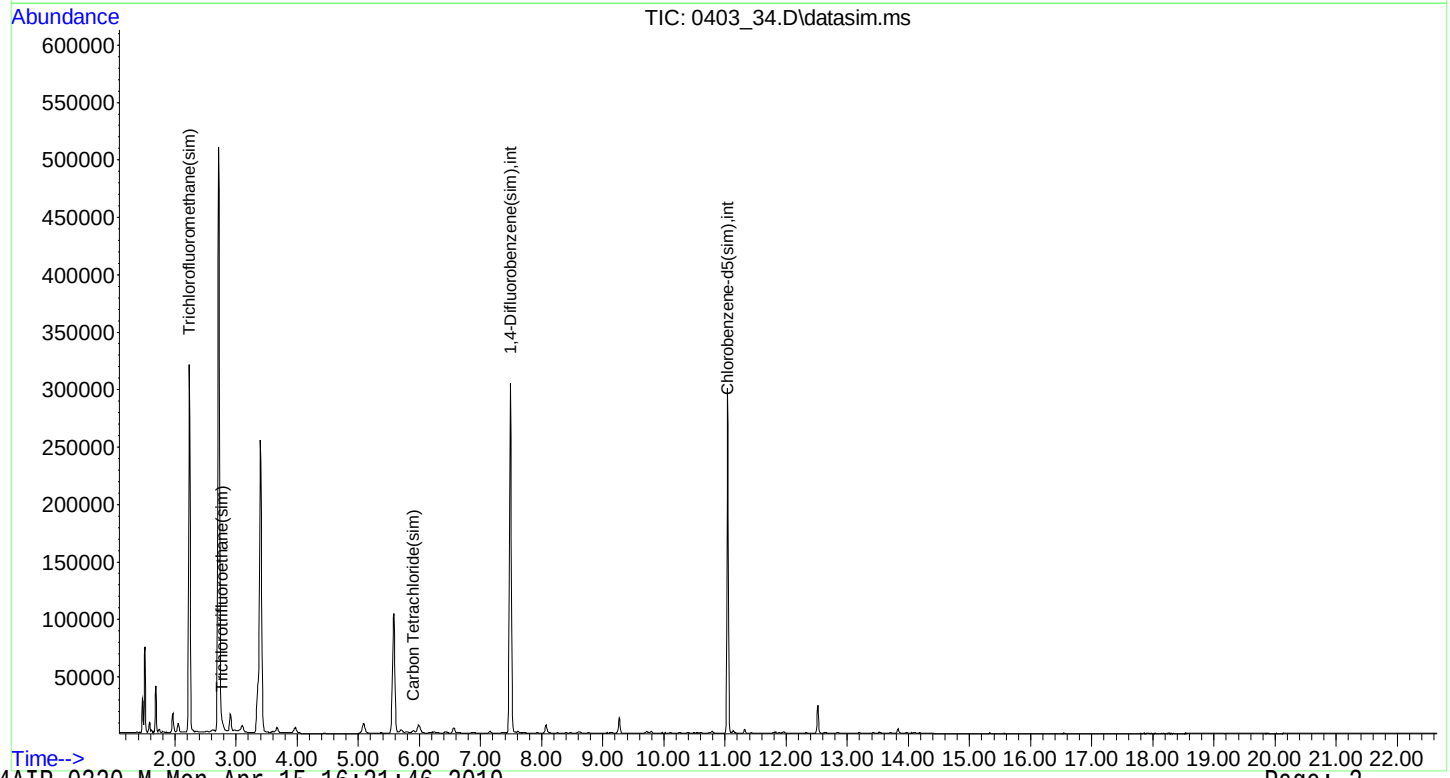

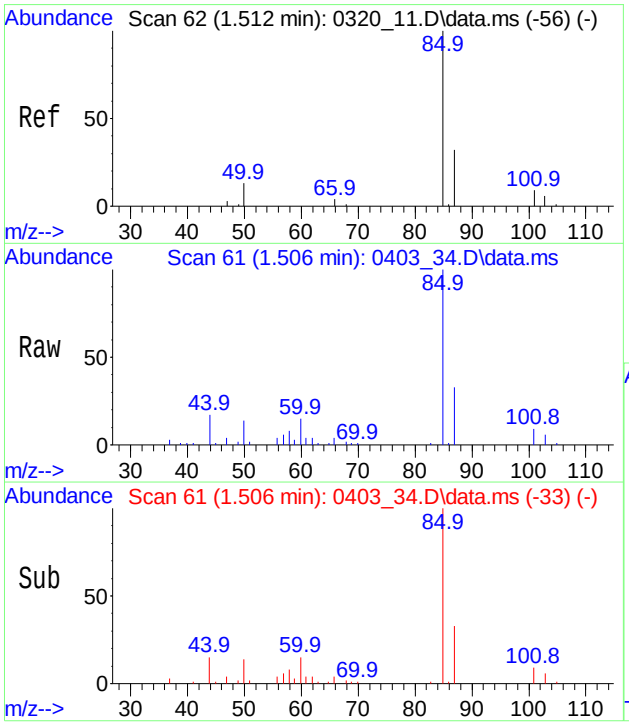

#3
Dichlorodifluoromethane
Conc: 8$ 0.807 ppbv
RT: 1.506 min Scan# 61
Delta R.T. -0.007 min
Lab File: 0403_34.D
Acq: 4 Apr 2019 12:45 pm

Tgt Ion: 85 Resp: 48643

Ion	Ratio	Lower	Upper
85	100		
87	32.5	25.9	38.9
50	15.4	10.3	15.5

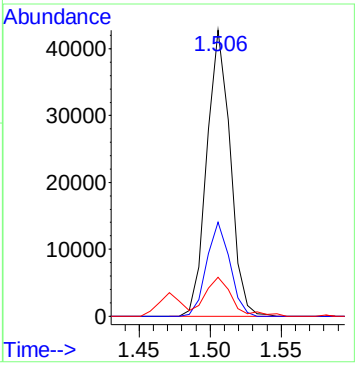

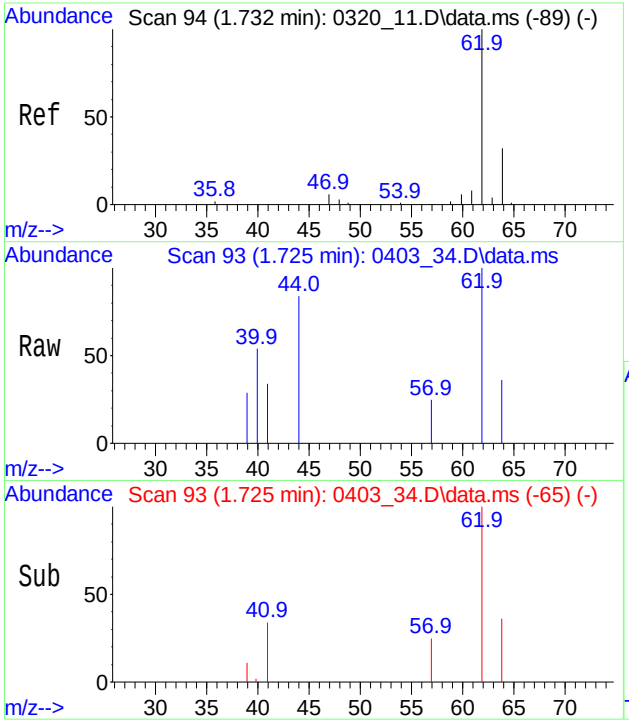

#6
Vinyl Chloride
Conc: 8$ Below Cal
RT: 1.725 min Scan# 93
Delta R.T. -0.007 min
Lab File: 0403_34.D
Acq: 4 Apr 2019 12:45 pm

Tgt Ion: 62 Resp: 1181

Ion	Ratio	Lower	Upper
62	100		
64	43.8	12.0	52.0

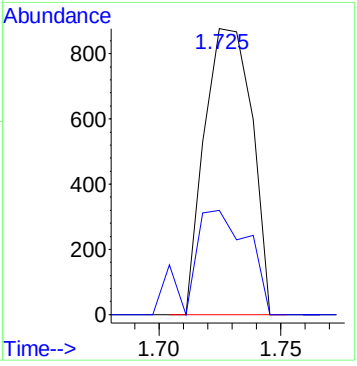

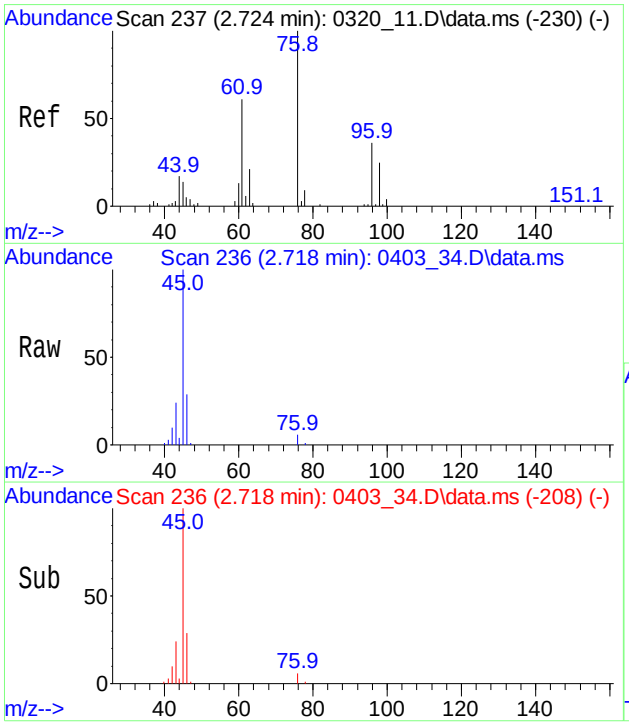

#10
Ethanol
Conc: 8$ 127.792 ppbv
RT: 2.718 min Scan# 236
Delta R.T. -0.007 min
Lab File: 0403_34.D
Acq: 4 Apr 2019 12:45 pm

Tgt Ion: 45 Resp: 564834

Ion	Ratio	Lower	Upper
45	100		
46	29.0	28.5	42.7
43	23.7	25.3	37.9#

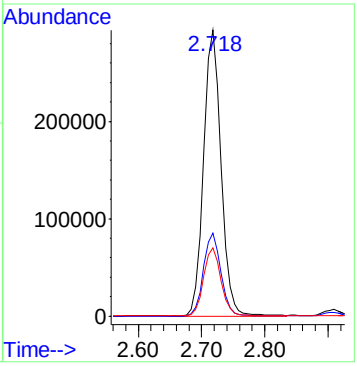

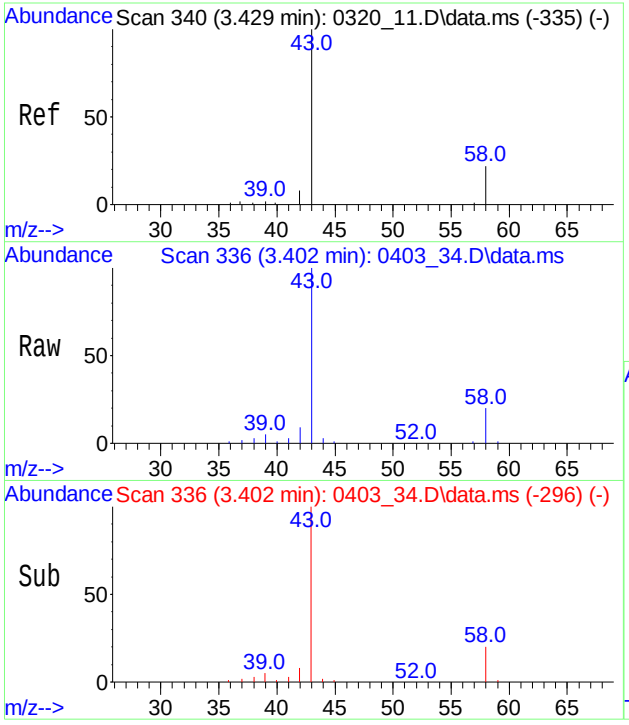

#12
Acetone
Conc: 8$ 20.223 ppbv
RT: 3.402 min Scan# 336
Delta R.T. -0.027 min
Lab File: 0403_34.D
Acq: 4 Apr 2019 12:45 pm

Tgt Ion: 43 Resp: 430309

Ion	Ratio	Lower	Upper
43	100		
58	18.6	16.2	24.4

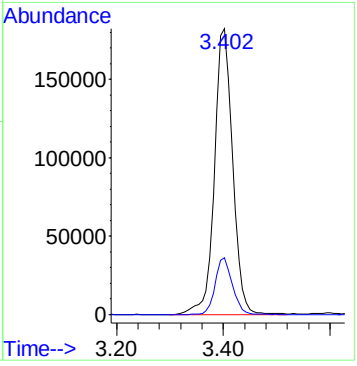

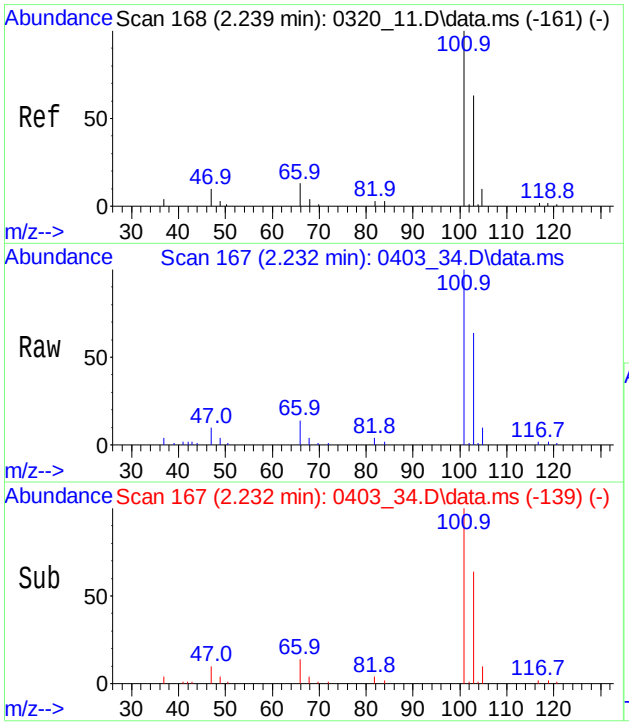

#13
Trichlorofluoromethane
Conc: 8$ 4.690 ppbv
RT: 2.232 min Scan# 167
Delta R.T. -0.007 min
Lab File: 0403_34.D
Acq: 4 Apr 2019 12:45 pm

Tgt Ion:101 Resp: 282853

Ion	Ratio	Lower	Upper
101	100		
103	63.9	52.5	78.7
66	13.3	10.1	15.1

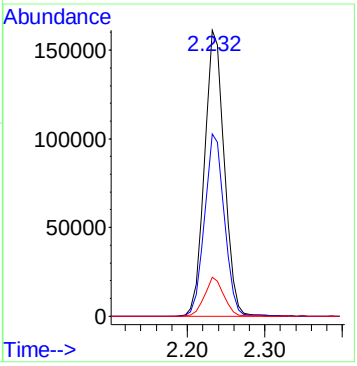

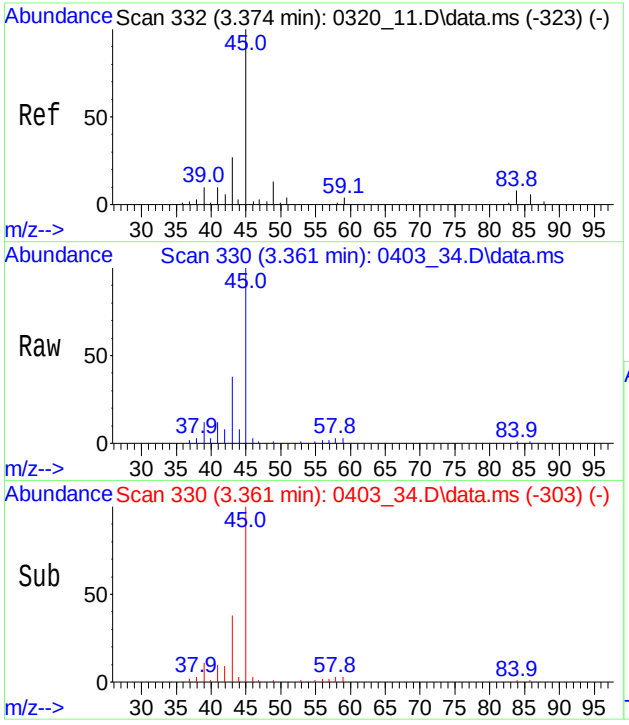

#14
Isopropylalcohol
Conc: 8$ 2.904 ppbv
RT: 3.361 min Scan# 330
Delta R.T. -0.014 min
Lab File: 0403_34.D
Acq: 4 Apr 2019 12:45 pm

Tgt Ion: 45 Resp: 61507

Ion	Ratio	Lower	Upper
45	100		
43	0.0	20.9	31.3#
59	2.9	3.1	4.7#

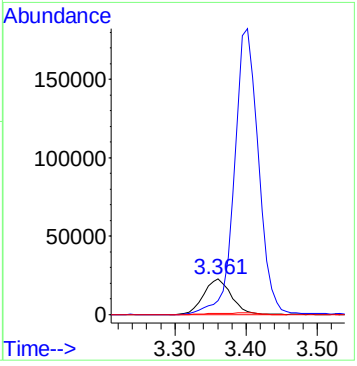

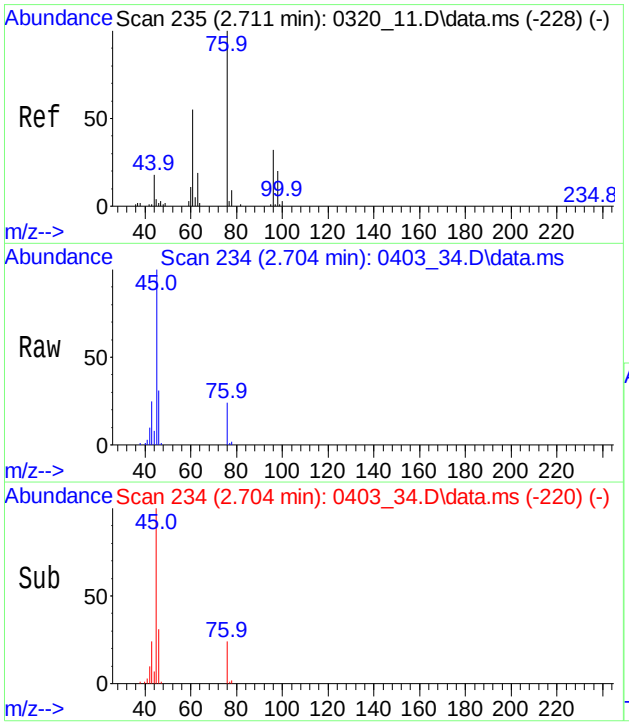

#20
Carbon Disulfide
Conc: 8$ 1.483 ppbv
RT: 2.704 min Scan# 234
Delta R.T. -0.007 min
Lab File: 0403_34.D
Acq: 4 Apr 2019 12:45 pm

Tgt Ion: 76 Resp: 68185

Ion	Ratio	Lower	Upper
76	100		
78	9.5	7.4	11.2

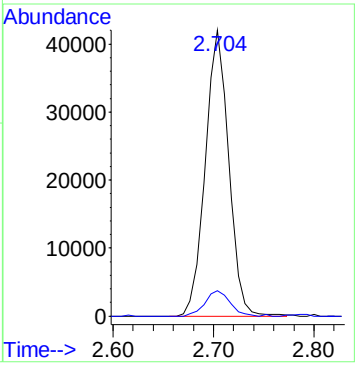

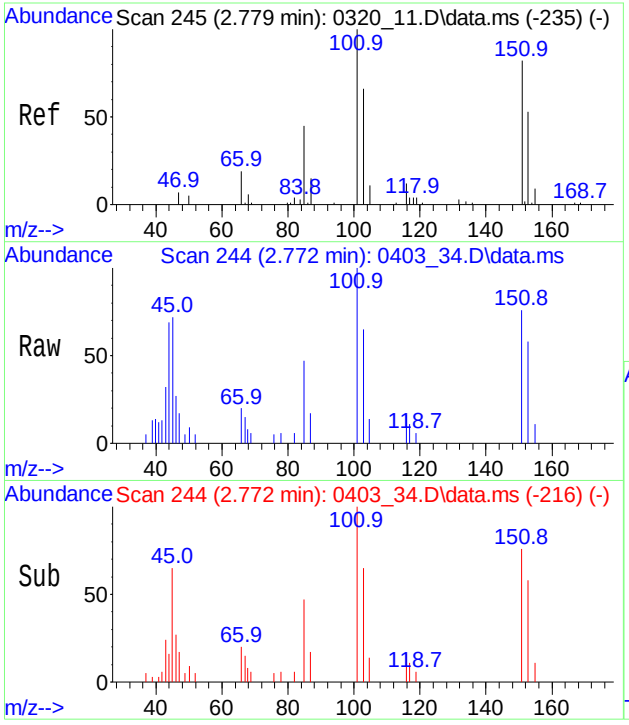

#21
Trichlorotrifluoroethane
Conc: 8$ 0.183 ppbv
RT: 2.772 min Scan# 244
Delta R.T. -0.007 min
Lab File: 0403_34.D
Acq: 4 Apr 2019 12:45 pm

Tgt Ion:101 Resp: 7206

Ion	Ratio	Lower	Upper
101	100		
151	79.5	65.4	98.0
103	62.8	52.2	78.2
153	51.5	42.0	63.0

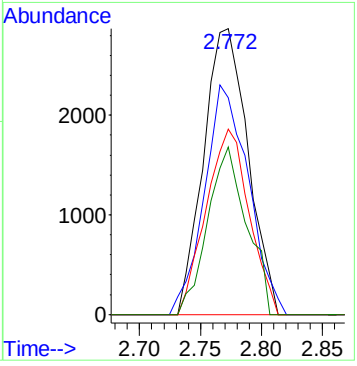

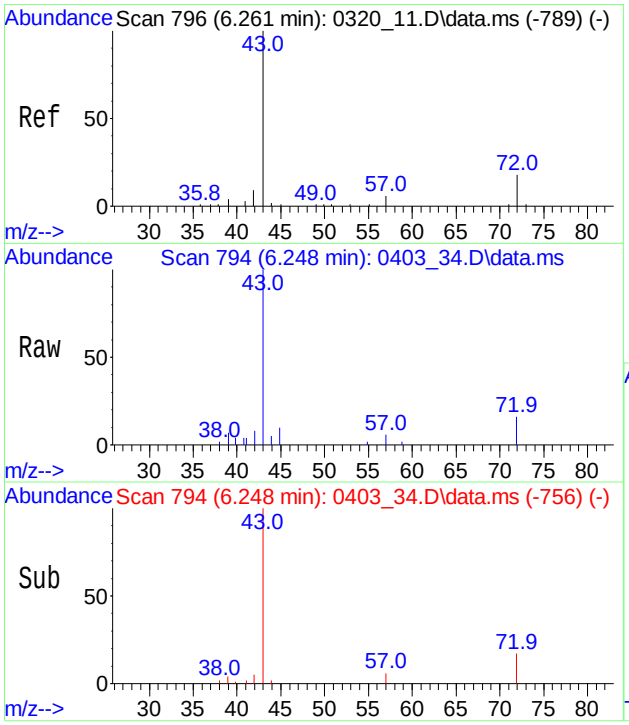

#25
Methyl Ethyl Ketone
Conc: 8$ 0.888 ppbv
RT: 6.248 min Scan# 794
Delta R.T. -0.014 min
Lab File: 0403_34.D
Acq: 4 Apr 2019 12:45 pm

Tgt Ion: 43 Resp: 22563

Ion	Ratio	Lower	Upper
43	100		
72	17.5	15.0	22.6
57	7.0	4.8	7.2

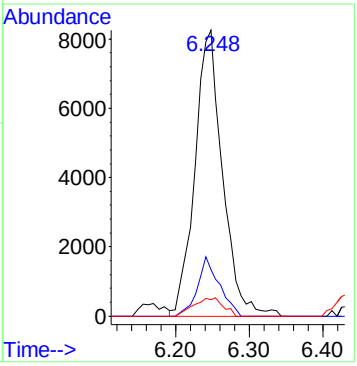

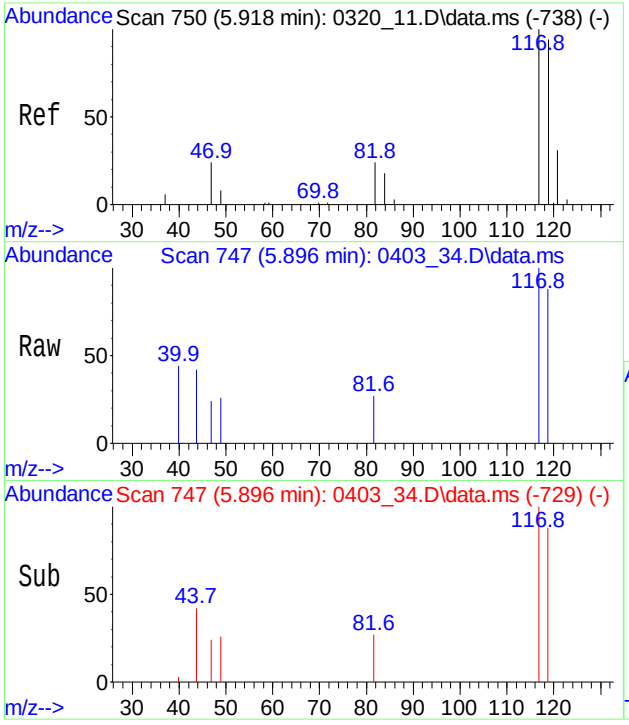

#34
Carbon Tetrachloride
Conc: 8$ Below Cal
RT: 5.896 min Scan# 747
Delta R.T. -0.022 min
Lab File: 0403_34.D
Acq: 4 Apr 2019 12:45 pm

Tgt Ion:117 Resp: 1923

Ion	Ratio	Lower	Upper
117	100		
119	98.8	75.4	115.4
121	11.0	10.8	50.8

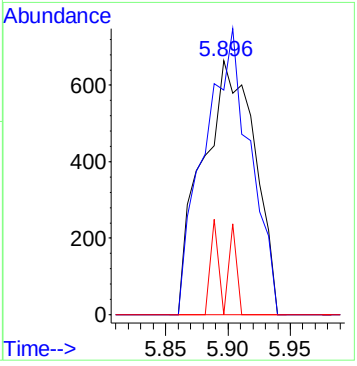

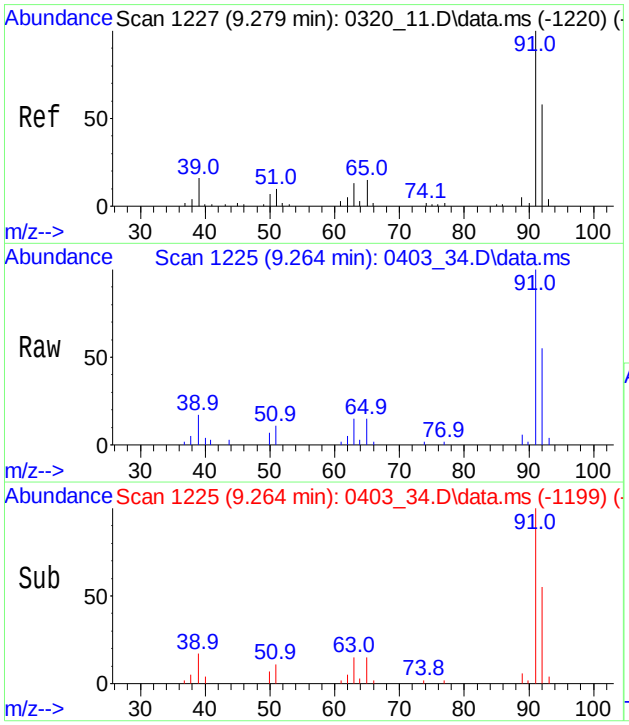

#48
Toluene
Conc: 8$ 0.352 ppbv
RT: 9.264 min Scan# 1225
Delta R.T. -0.014 min
Lab File: 0403_34.D
Acq: 4 Apr 2019 12:45 pm

Tgt Ion: 91 Resp: 13851

Ion	Ratio	Lower	Upper
91	100		
92	58.3	46.8	70.2
65	15.7	11.6	17.4

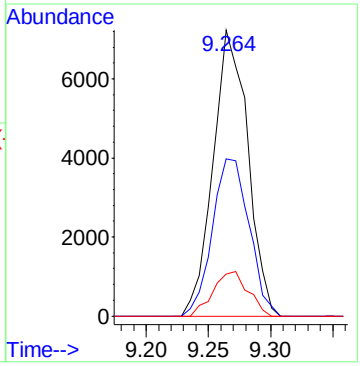

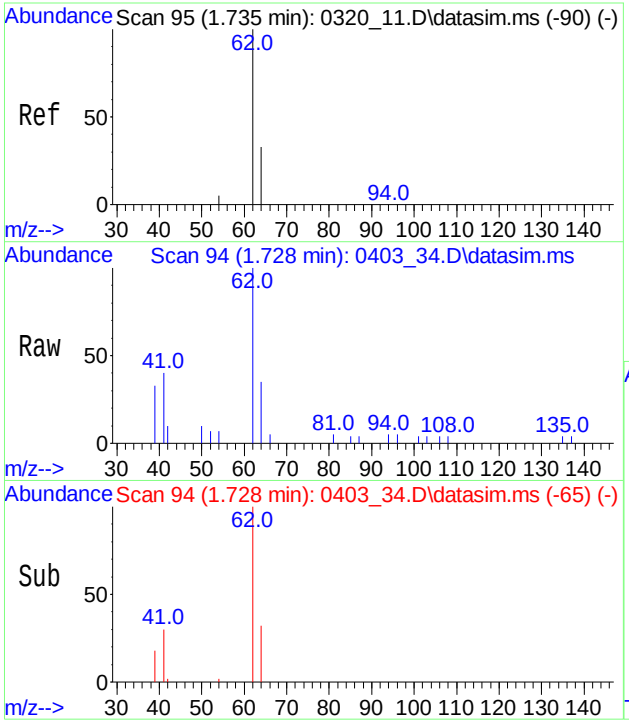

#82
Vinyl Chloride(sim)
Conc: 8$ Below Cal
RT: 1.725 min Scan# 94
Delta R.T. -0.007 min
Lab File: 0403_34.D
Acq: 4 Apr 2019 12:45 pm

Tgt Ion: 62 Resp: 1181

Ion	Ratio	Lower	Upper
62	100		
64	43.8	25.6	38.4#

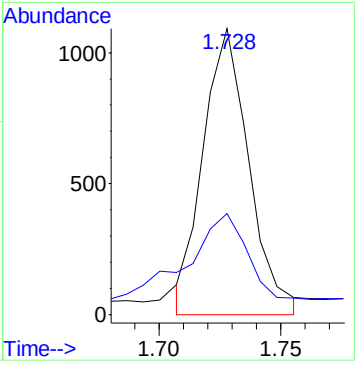

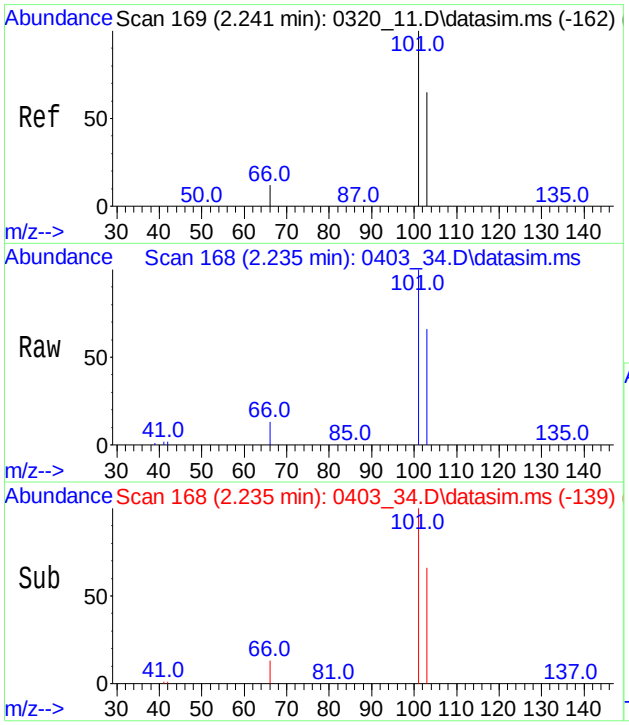

#84
Trichlorofluoromethane(sim)
Conc: 8$ 3.912 ppbv
RT: 2.232 min Scan# 168
Delta R.T. -0.007 min
Lab File: 0403_34.D
Acq: 4 Apr 2019 12:45 pm

Tgt Ion:101 Resp: 282853

Ion	Ratio	Lower	Upper
101	100		
103	63.9	52.5	78.7

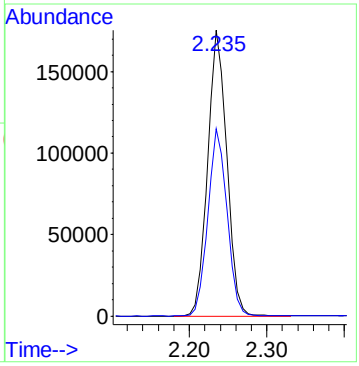

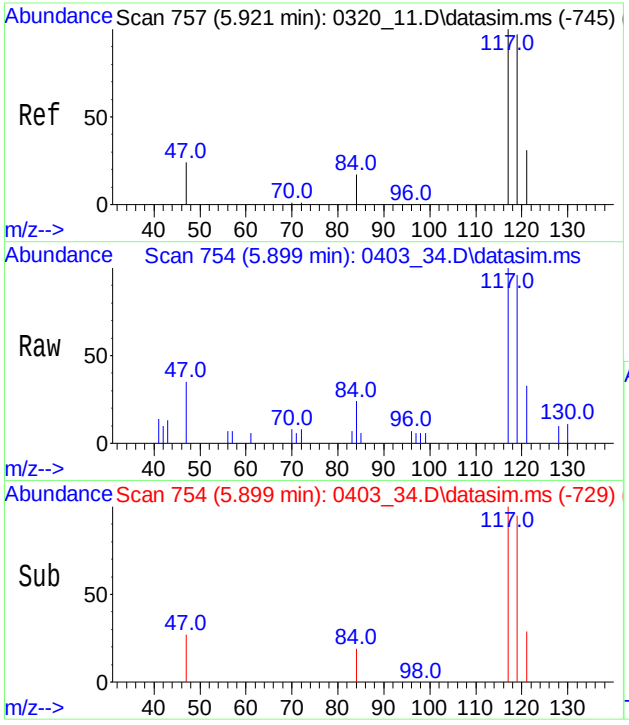

#86
Carbon Tetrachloride(sim)
Conc: 8$ Below Cal
RT: 5.896 min Scan# 754
Delta R.T. -0.022 min
Lab File: 0403_34.D
Acq: 4 Apr 2019 12:45 pm

Tgt Ion:117 Resp: 1698

Ion	Ratio	Lower	Upper
117	100		
119	111.8	76.5	114.7
121	12.4	24.6	37.0#

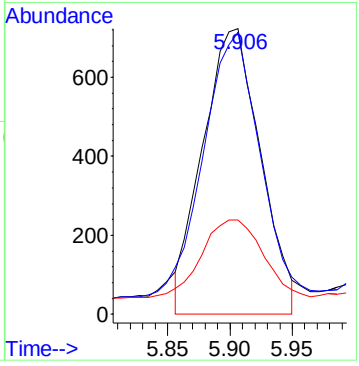

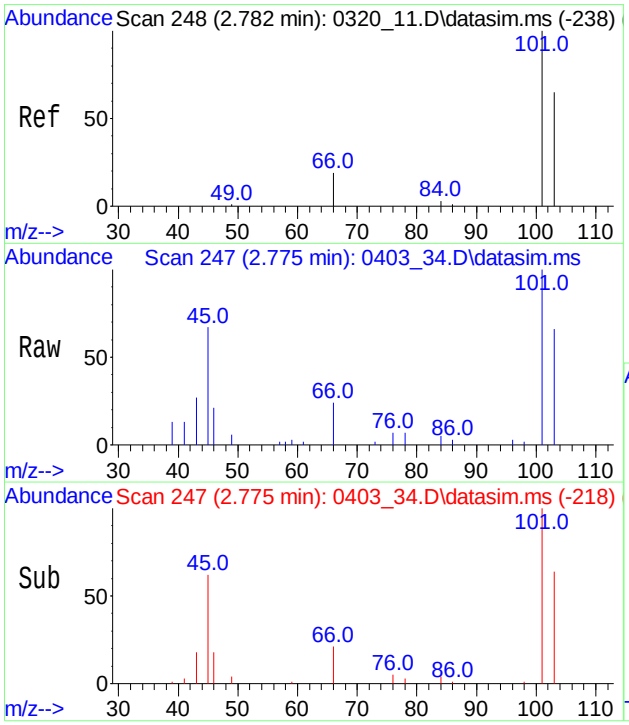

#88
Trichlorotrifluoroethane(sim)
Conc: 8$ Below Cal
RT: 2.772 min Scan# 247
Delta R.T. -0.007 min
Lab File: 0403_34.D
Acq: 4 Apr 2019 12:45 pm

Tgt Ion:101 Resp: 7206

Ion	Ratio	Lower	Upper
101	100		
103	62.8	52.2	78.2

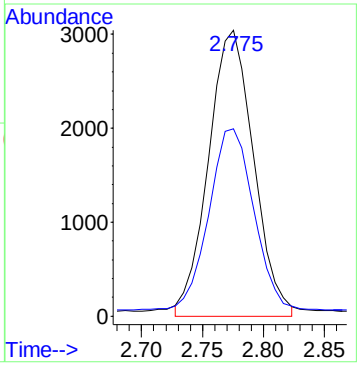

1

AIR ANALYSIS DATA SHEET

CLIENT ID: IA

Client: NETC Lab: Phoenix Env. Labs

SDG No.: GCC81347 Lab Sample ID: CC81348

Canister: 490 Lab File ID: 0403_31.D

Instrument: CHEM24 Column: RTX-VMS Date Received: 04/03/19

Purge Volume 200 (cc) Date Analyzed: 04/04/19

Matrix: AIR Dilution Factor: 1

CONCENTRATION UNITS: (ppbv or ug/m3) ppbv

CAS NO.	COMPOUND	CONC.	Q	MDL	PQL	R
115-07-1	Propylene	0.581	U	0.581	0.581	r
75-71-8	Dichlorodifluoromethane	0.434		0.202	0.202	r
74-87-3	Chloromethane	0.485	U	0.485	0.485	r
106-99-0	1,3-Butadiene	0.452	U	0.452	0.452	r
75-00-3	Chloroethane	0.379	U	0.379	0.379	r
64-17-5	Ethanol	1.25	S	0.531	0.531	r
67-64-1	Acetone	1.67	S	0.421	0.421	r
75-69-4	Trichlorofluoromethane	2.04		0.178	0.178	r
67-63-0	Isopropylalcohol	0.407	U	0.407	0.407	r
107-13-1	Acrylonitrile	0.461	U	0.461	0.461	r
75-09-2	Methylene Chloride	0.864	U	0.864	0.864	r
75-15-0	Carbon Disulfide	0.321	U	0.321	0.321	r
1634-04-4	Methyl tert-butyl ether(MTBE)	0.278	U	0.278	0.278	r
78-93-3	Methyl Ethyl Ketone	0.339	U	0.339	0.339	r
110-54-3	Hexane	0.284	U	0.284	0.284	r
141-78-6	Ethyl acetate	0.278	U	0.278	0.278	r
109-99-9	Tetrahydrofuran	0.339	U	0.339	0.339	r
71-43-2	Benzene	0.313	U	0.313	0.313	r
110-82-7	Cyclohexane	0.291	U	0.291	0.291	r
142-82-5	Heptane	0.244	U	0.244	0.244	r
108-10-1	4-Methyl-2-pentanone(MIBK)	0.244	U	0.244	0.244	r
10061-02-6	trans-1,3-Dichloropropene	0.221	U	0.221	0.221	r
108-88-3	Toluene	0.266	U	0.266	0.266	r
591-78-6	2-Hexanone(MBK)	0.244	U	0.244	0.244	r
108-90-7	Chlorobenzene	0.217	U	0.217	0.217	r
100-41-4	Ethylbenzene	0.230	U	0.230	0.230	r
100-42-5	Styrene	0.235	U	0.235	0.235	r
95-47-6	o-Xylene	0.230	U	0.230	0.230	r
98-82-8	Isopropylbenzene	0.204	U	0.204	0.204	r
622-96-8	4-Ethyltoluene	0.204	U	0.204	0.204	r
108-67-8	1,3,5-Trimethylbenzene	0.204	U	0.204	0.204	r
95-63-6	1,2,4-Trimethylbenzene	0.204	U	0.204	0.204	r
76-14-2	1,2-Dichlorotetrafluoroethane(sim)	0.143	U	0.143	0.143	r
75-01-4	Vinyl Chloride(sim)	0.078	U	0.078	0.078	r
74-83-9	Bromomethane(sim)	0.258	U	0.258	0.258	r
71-55-6	1,1,1-Trichloroethane(sim)	0.183	U	0.183	0.183	r

FORM I AIR

r=Result Reported U=Not Detected D=Reported Dilution E/J=Estimated Value X=Not Used S=Lab Solvent

1

CLIENT ID

AIR ANALYSIS DATA SHEET

IA

Client: NETC Lab: Phoenix Env. Labs

SDG No.: GCC81347 Lab Sample ID: CC81348

Canister: 490 Lab File ID: 0403_31.D

Instrument: CHEM24 Column: RTX-VMS Date Received: 04/03/19

Purge Volume 200 (cc) Date Analyzed: 04/04/19

Matrix: AIR Dilution Factor: 1

CONCENTRATION UNITS: (ppbv or ug/m3) ppbv

CAS NO.	COMPOUND	CONC.	Q	MDL	PQL	R
56-23-5	Carbon Tetrachloride(sim)	0.063		0.032	0.032	r
75-35-4	1,1-Dichloroethene(sim)	0.051	U	0.051	0.051	r
76-13-1	Trichlorotrifluoroethane(sim)	0.140		0.131	0.131	r
156-60-5	Trans-1,2-Dichloroethene(sim)	0.252	U	0.252	0.252	r
75-34-3	1,1-Dichloroethane(sim)	0.247	U	0.247	0.247	r
156-59-2	Cis-1,2-Dichloroethene(sim)	0.051	U	0.051	0.051	r
67-66-3	Chloroform(sim)	0.205	U	0.205	0.205	r
107-06-2	1,2-Dichloroethane(sim)	0.247	U	0.247	0.247	r
78-87-5	1,2-dichloropropane(sim)	0.217	U	0.217	0.217	r
75-27-4	Bromodichloromethane(sim)	0.149	U	0.149	0.149	r
79-01-6	Trichloroethene(sim)	0.037	U	0.037	0.037	r
123-91-1	1,4-Dioxane(sim)	0.278	U	0.278	0.278	r
10061-01-5	cis-1,3-Dichloropropene(sim)	0.221	U	0.221	0.221	r
79-00-5	1,1,2-Trichloroethane(sim)	0.183	U	0.183	0.183	r
124-48-1	Dibromochloromethane(sim)	0.118	U	0.118	0.118	r
106-93-4	1,2-Dibromoethane(EDB)(sim)	0.130	U	0.130	0.130	r
127-18-4	Tetrachloroethene(sim)	0.037	U	0.037	0.037	r
75-25-2	Bromoform(sim)	0.097	U	0.097	0.097	r
630-20-6	1,1,1,2-Tetrachloroethane(sim)	0.146	U	0.146	0.146	r
179601-23-1	m,p-Xylene(sim)	0.230	U	0.230	0.230	r
79-34-5	1,1,2,2-Tetrachloroethane(sim)	0.146	U	0.146	0.146	r
100-44-7	Benzyl chloride(sim)	0.193	U	0.193	0.193	r
541-73-1	1,3-Dichlorobenzene(sim)	0.166	U	0.166	0.166	r
106-46-7	1,4-Dichlorobenzene(sim)	0.166	U	0.166	0.166	r
135-98-8	sec-Butylbenzene(sim)	0.182	U	0.182	0.182	r
99-87-6	4-Isopropyltoluene(sim)	0.182	U	0.182	0.182	r
95-50-1	1,2-Dichlorobenzene(sim)	0.166	U	0.166	0.166	r
104-51-8	n-Butylbenzene(sim)	0.182	U	0.182	0.182	r
120-82-1	1,2,4-Trichlorobenzene(sim)	0.135	U	0.135	0.135	r
87-68-3	Hexachlorobutadiene(sim)	0.094	U	0.094	0.094	r

FORM I AIR

r=Result Reported U=Not Detected D=Reported Dilution E/J=Estimated Value X=Not Used S=Lab Solvent

Quantitation Report (QT Reviewed)

Data Path : H:\AIR2019\CHEM24\04APR\03\
Data File : 0403_31.D
Acq On : 4 Apr 2019 10:51 am
Operator : Keith
Client ID : IA
Lab ID : CC81348
ALS Vial : 31 Sample Multiplier: 1

Quant Time: Apr 04 11:35:14 2019
Quant Method : H:\AIR2019\CHEM24\METHODS\24AIR_0320.M
Quant Title : VOA Standards for 5 point calibration
QLast Update : Mon Apr 01 15:39:11 2019
Response via : Initial Calibration

Compound	R.T.	QIon	Response	Conc	Units	Dev(Min)
Internal Standards						
1) Bromochloromethane	5.572	130	165356	10.000	ng	-0.02
36) 1,4-Difluorobenzene	7.487	114	463501	10.000	ng	-0.02
53) Chlorobenzene-d5	11.044	82	247461	10.000	ng	-0.01
80) Bromochloromethane(sim)	5.572	130	165356	10.000	ng	-0.02
94) 1,4-Difluorobenzene(sim)	7.487	114	463501	10.000	ng	-0.02
104) Chlorobenzene-d5(sim)	11.044	82	247461	10.000	ng	-0.01
System Monitoring Compounds						
62) % Bromofluorobenzene	12.518	95	316361	9.071	ppbv	-0.01
Spiked Amount 10.000	Range 70 - 130		Recovery = 90.70%			
Target Compounds						Qvalue
3) Dichlorodifluoromethane	1.506	85	32897	0.434	ppbv#	97
10) Ethanol	2.731	45	6921	1.245	ppbv#	83
12) Acetone	3.415	43	44673	1.669	ppbv	99
13) Trichlorofluoromethane	2.239	101	154773	2.040	ppbv	99
21) Trichlorotrifluoroethane	2.772	101	8581	0.173	ppbv	99
34) Carbon Tetrachloride	5.896	117	4170	0.077	ppbv	93
84] Trichlorofluoromethane...	2.239	101	154773	1.702	ppbv	99
86] Carbon Tetrachloride(sim)	5.896	117	3951	0.063	ppbv	94
88] Trichlorotrifluoroetha...	2.772	101	8515	0.140	ppbv	98

(#)out of range (m)manual integration reviewed by analyst (+)signals summed

Data Path : H:\AIR2019\CHEM24\04APR\03\
Data File : 0403_31.D
Acq On : 4 Apr 2019 10:51 am
Operator : Keith
Client ID : IA
Lab ID : CC81348
ALS Vial : 31 Sample Multiplier: 1

Quant Time: Apr 04 11:35:14 2019
Quant Method : H:\AIR2019\CHEM24\METHODS\24AIR_0320.M
Quant Title : VOA Standards for 5 point calibration
QLast Update : Mon Apr 01 15:39:11 2019
Response via : Initial Calibration

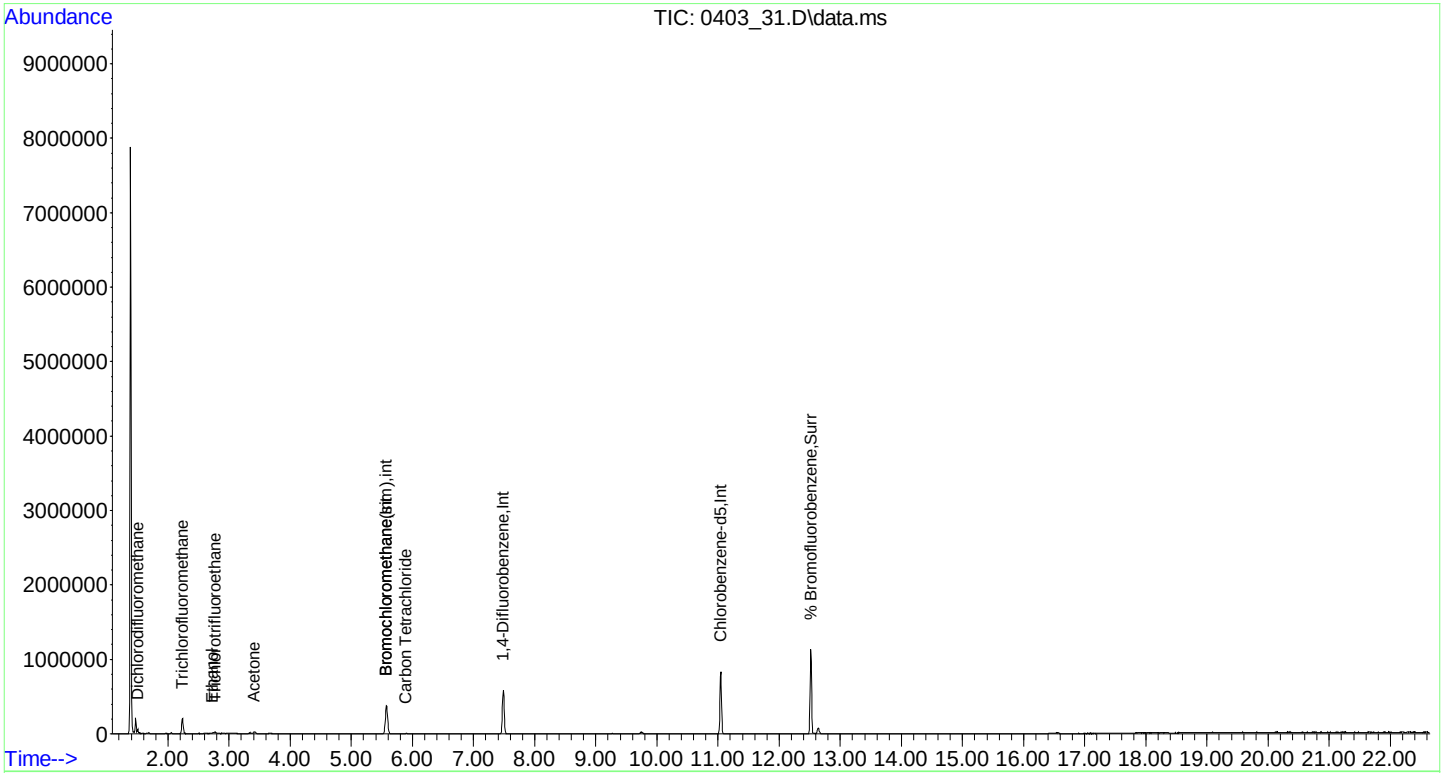

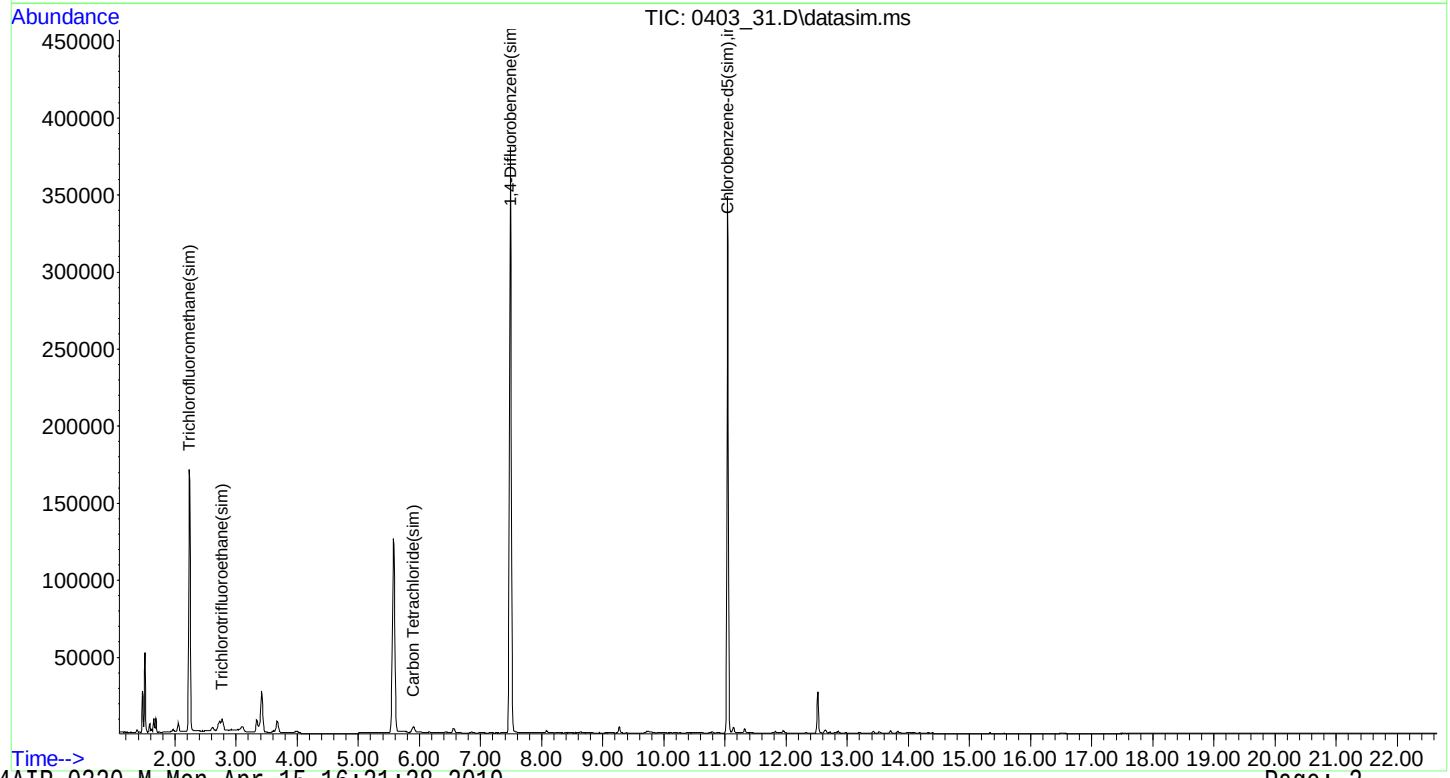

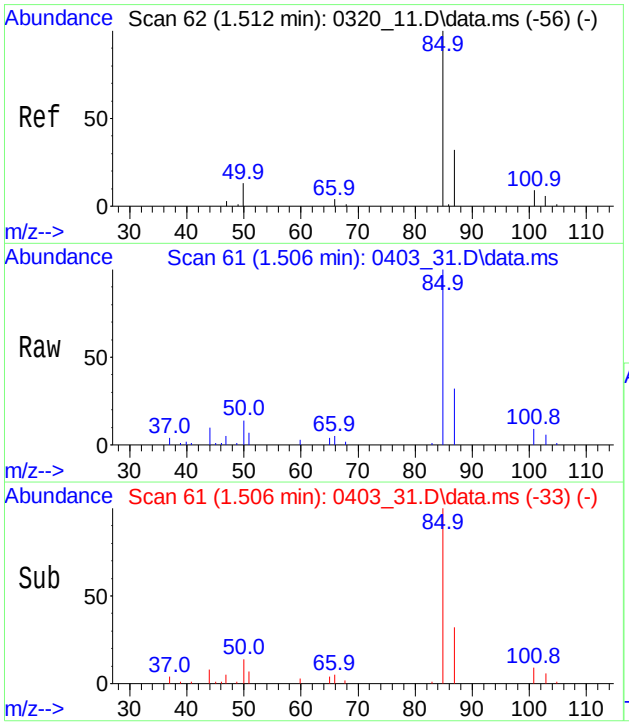

#3
Dichlorodifluoromethane
Conc: 8$ 0.434 ppbv
RT: 1.506 min Scan# 61
Delta R.T. -0.007 min
Lab File: 0403_31.D
Acq: 4 Apr 2019 10:51 am

Tgt Ion: 85 Resp: 32897

Ion	Ratio	Lower	Upper
85	100		
87	31.7	25.9	38.9
50	16.2	10.3	15.5#

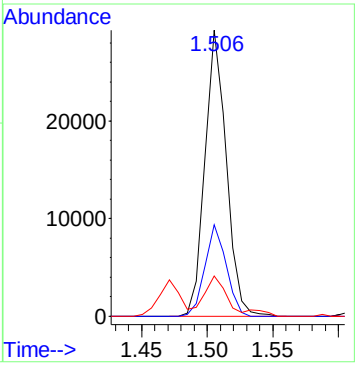

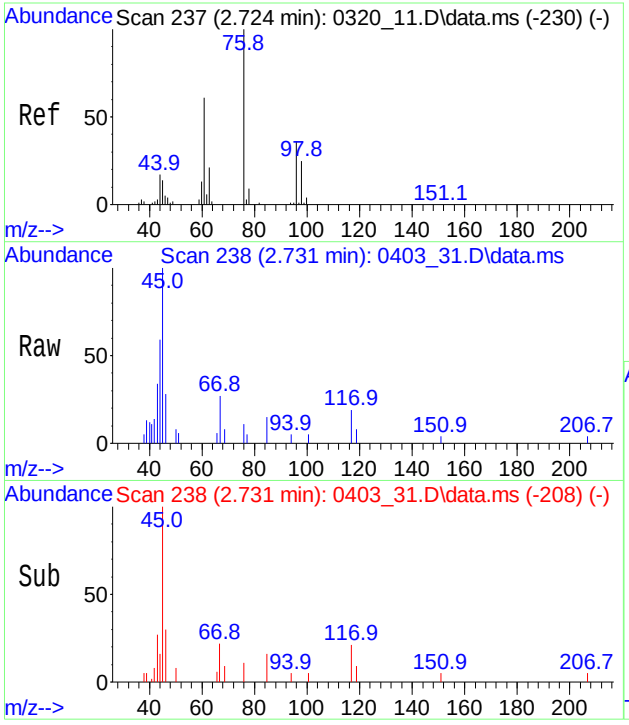

#10
Ethanol
Conc: 8$ 1.245 ppbv
RT: 2.731 min Scan# 238
Delta R.T. 0.007 min
Lab File: 0403_31.D
Acq: 4 Apr 2019 10:51 am

Tgt Ion: 45 Resp: 6921

Ion	Ratio	Lower	Upper
45	100		
46	30.2	28.5	42.7
43	46.1	25.3	37.9#

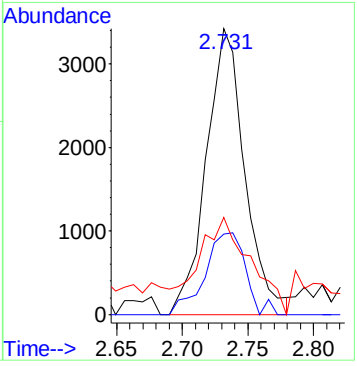

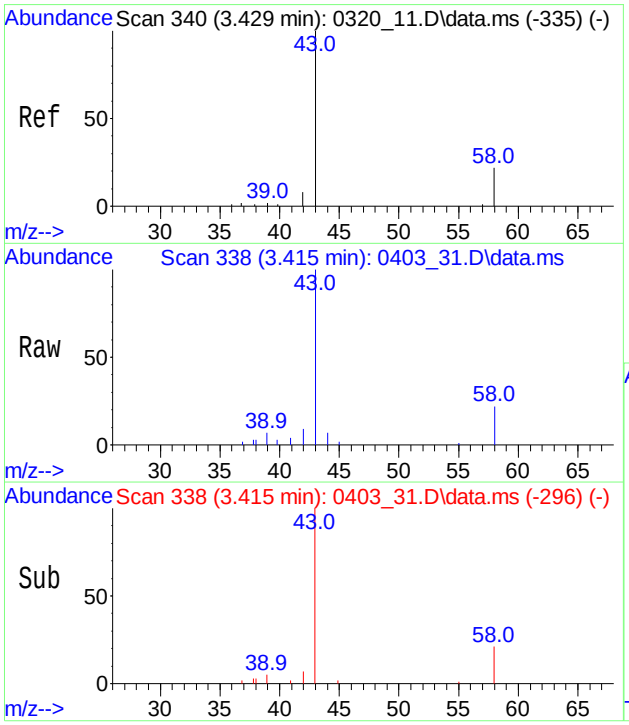

#12
Acetone
Conc: 8$ 1.669 ppbv
RT: 3.415 min Scan# 338
Delta R.T. -0.014 min
Lab File: 0403_31.D
Acq: 4 Apr 2019 10:51 am

Tgt Ion: 43 Resp: 44673

Ion	Ratio	Lower	Upper
43	100		
58	19.6	16.2	24.4

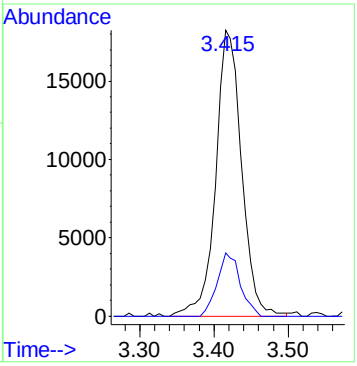

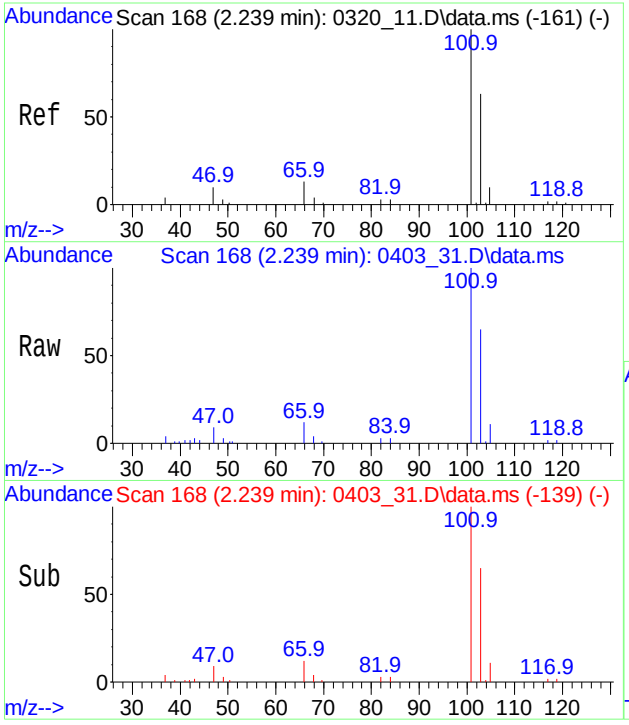

#13
Trichlorofluoromethane
Conc: 8$ 2.040 ppbv
RT: 2.239 min Scan# 168
Delta R.T. 0.000 min
Lab File: 0403_31.D
Acq: 4 Apr 2019 10:51 am

Tgt Ion:101 Resp: 154773

Ion	Ratio	Lower	Upper
101	100		
103	65.1	52.5	78.7
66	12.9	10.1	15.1

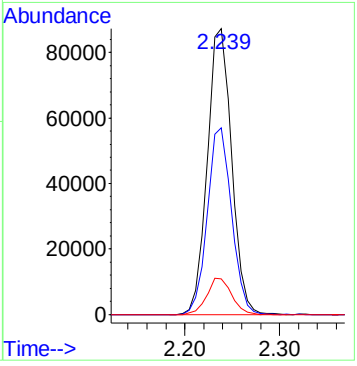

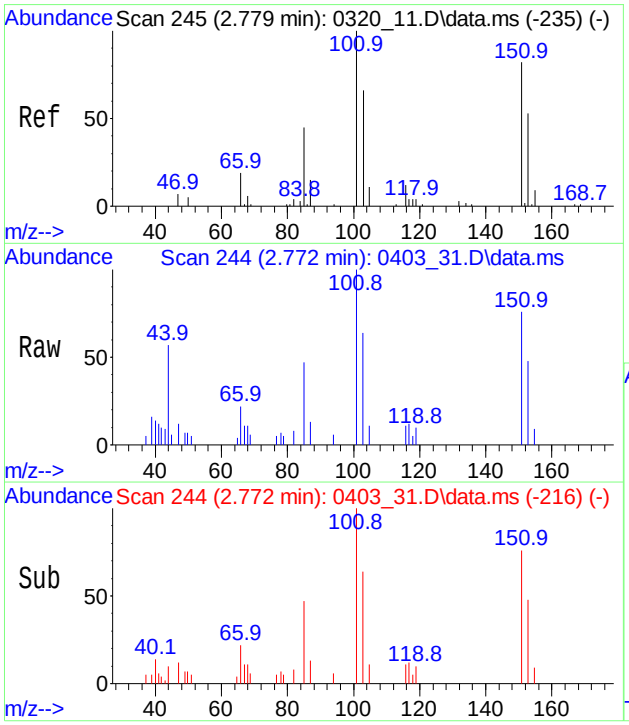

#21
Trichlorotrifluoroethane
Conc: 8$ 0.173 ppbv
RT: 2.772 min Scan# 244
Delta R.T. -0.007 min
Lab File: 0403_31.D
Acq: 4 Apr 2019 10:51 am

Tgt Ion:101 Resp: 8581

Ion	Ratio	Lower	Upper
101	100		
151	81.3	65.4	98.0
103	63.2	52.2	78.2
153	51.3	42.0	63.0

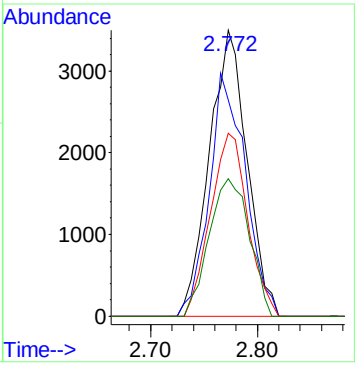

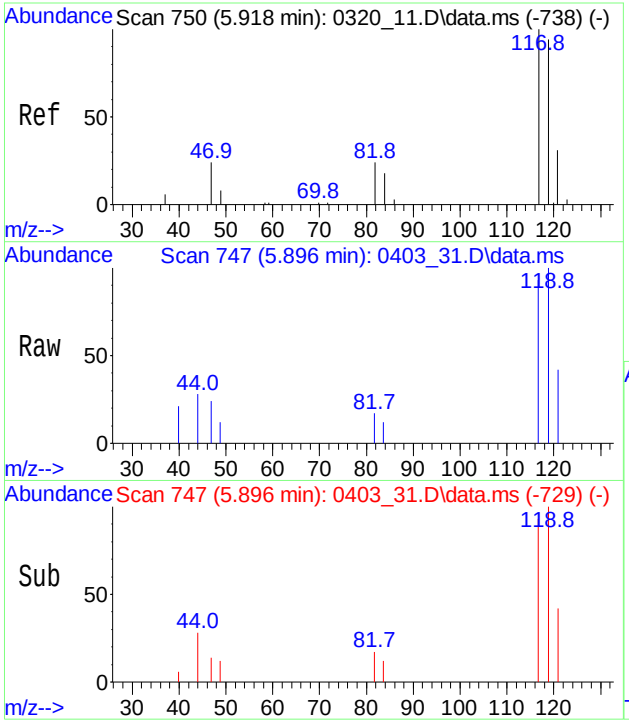

#34
Carbon Tetrachloride
Conc: 8$ Below Cal
RT: 5.896 min Scan# 747
Delta R.T. -0.022 min
Lab File: 0403_31.D
Acq: 4 Apr 2019 10:51 am

Tgt Ion:117 Resp: 4170

Ion	Ratio	Lower	Upper
117	100		
119	104.1	75.4	115.4
121	31.5	10.8	50.8

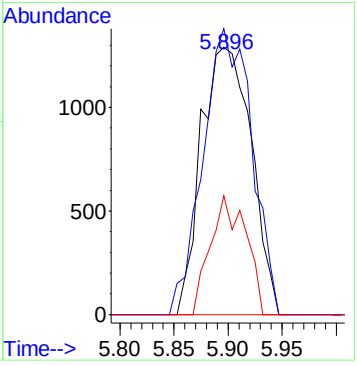

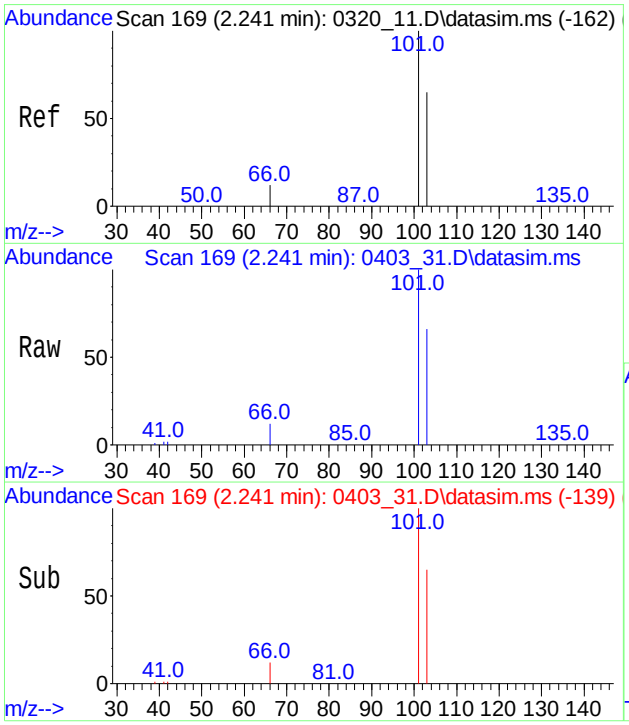

#84
Trichlorofluoromethane(sim)
Conc: 8$ 1.702 ppbv
RT: 2.239 min Scan# 169
Delta R.T. 0.000 min
Lab File: 0403_31.D
Acq: 4 Apr 2019 10:51 am

Tgt Ion:101 Resp: 154773

Ion	Ratio	Lower	Upper
101	100		
103	65.1	52.5	78.7

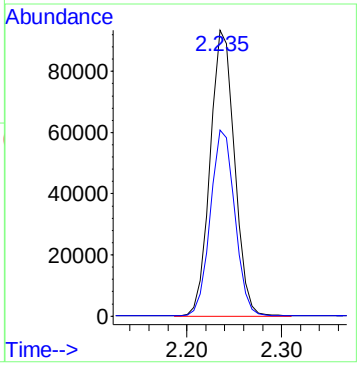

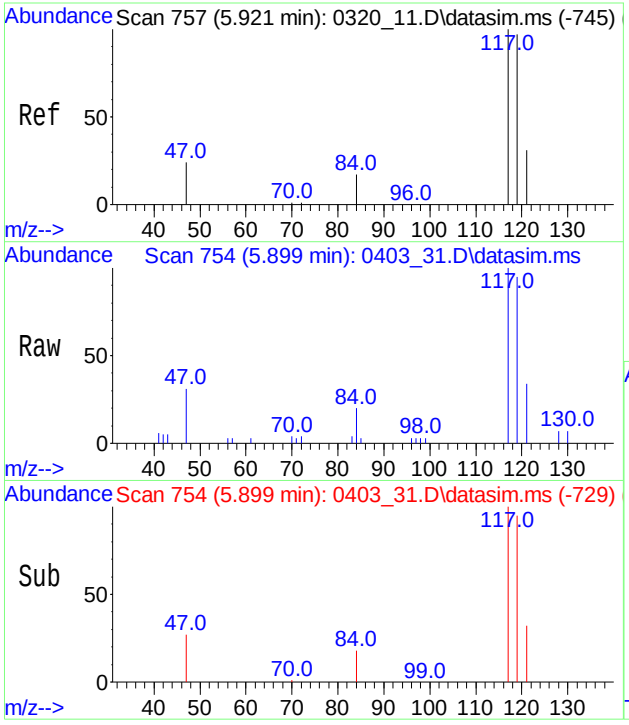

#86
Carbon Tetrachloride(sim)
Conc: 8$ Below Cal
RT: 5.896 min Scan# 754
Delta R.T. -0.022 min
Lab File: 0403_31.D
Acq: 4 Apr 2019 10:51 am

Tgt Ion:117 Resp: 3951

Ion	Ratio	Lower	Upper
117	100		
119	102.7	76.5	114.7
121	30.5	24.6	37.0

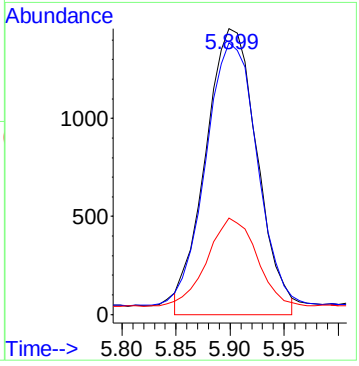

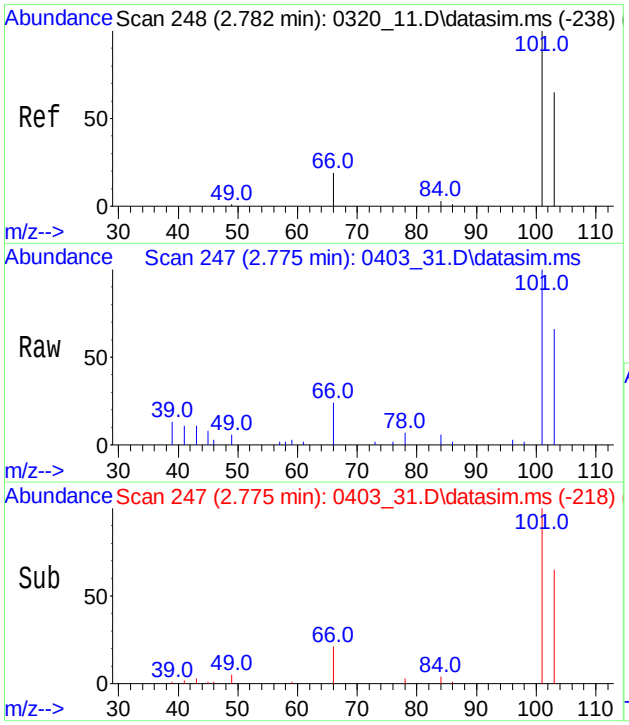

#88
Trichlorotrifluoroethane(sim)
Conc: 8$ Below Cal
RT: 2.772 min Scan# 247
Delta R.T. -0.007 min
Lab File: 0403_31.D
Acq: 4 Apr 2019 10:51 am

Tgt Ion:101 Resp: 8515

Ion	Ratio	Lower	Upper
101	100		
103	63.7	52.2	78.2

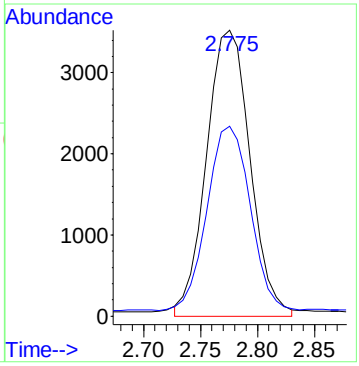

1

AIR ANALYSIS DATA SHEET

CLIENT ID: IA DUP

Client: NETC Lab: Phoenix Env. Labs

SDG No.: GCC81347 Lab Sample ID: CC81349

Canister: 12863 Lab File ID: 0403_21.D

Instrument: CHEM24 Column: RTX-VMS Date Received: 04/03/19

Purge Volume 200 (cc) Date Analyzed: 04/04/19

Matrix: AIR Dilution Factor: 1

CONCENTRATION UNITS: (ppbv or ug/m3) ppbv

CAS NO.	COMPOUND	CONC.	Q	MDL	PQL	R
115-07-1	Propylene	0.581	U	0.581	0.581	r
75-71-8	Dichlorodifluoromethane	0.408		0.202	0.202	r
74-87-3	Chloromethane	0.485	U	0.485	0.485	r
106-99-0	1,3-Butadiene	0.452	U	0.452	0.452	r
75-00-3	Chloroethane	0.379	U	0.379	0.379	r
64-17-5	Ethanol	1.21	S	0.531	0.531	r
67-64-1	Acetone	1.53	S	0.421	0.421	r
75-69-4	Trichlorofluoromethane	1.97		0.178	0.178	r
67-63-0	Isopropylalcohol	0.407	U	0.407	0.407	r
107-13-1	Acrylonitrile	0.461	U	0.461	0.461	r
75-09-2	Methylene Chloride	0.864	U	0.864	0.864	r
75-15-0	Carbon Disulfide	0.321	U	0.321	0.321	r
1634-04-4	Methyl tert-butyl ether(MTBE)	0.278	U	0.278	0.278	r
78-93-3	Methyl Ethyl Ketone	0.339	U	0.339	0.339	r
110-54-3	Hexane	0.284	U	0.284	0.284	r
141-78-6	Ethyl acetate	0.278	U	0.278	0.278	r
109-99-9	Tetrahydrofuran	0.339	U	0.339	0.339	r
71-43-2	Benzene	0.313	U	0.313	0.313	r
110-82-7	Cyclohexane	0.291	U	0.291	0.291	r
142-82-5	Heptane	0.244	U	0.244	0.244	r
108-10-1	4-Methyl-2-pentanone(MIBK)	0.244	U	0.244	0.244	r
10061-02-6	trans-1,3-Dichloropropene	0.221	U	0.221	0.221	r
108-88-3	Toluene	0.266	U	0.266	0.266	r
591-78-6	2-Hexanone(MBK)	0.244	U	0.244	0.244	r
108-90-7	Chlorobenzene	0.217	U	0.217	0.217	r
100-41-4	Ethylbenzene	0.230	U	0.230	0.230	r
100-42-5	Styrene	0.235	U	0.235	0.235	r
95-47-6	o-Xylene	0.230	U	0.230	0.230	r
98-82-8	Isopropylbenzene	0.204	U	0.204	0.204	r
622-96-8	4-Ethyltoluene	0.204	U	0.204	0.204	r
108-67-8	1,3,5-Trimethylbenzene	0.204	U	0.204	0.204	r
95-63-6	1,2,4-Trimethylbenzene	0.204	U	0.204	0.204	r
76-14-2	1,2-Dichlorotetrafluoroethane(sim)	0.143	U	0.143	0.143	r
75-01-4	Vinyl Chloride(sim)	0.078	U	0.078	0.078	r
74-83-9	Bromomethane(sim)	0.258	U	0.258	0.258	r
71-55-6	1,1,1-Trichloroethane(sim)	0.183	U	0.183	0.183	r

FORM I AIR

r=Result Reported U=Not Detected D=Reported Dilution E/J=Estimated Value X=Not Used S=Lab Solvent

1

AIR ANALYSIS DATA SHEET

CLIENT ID: IA DUP

Client: NETC Lab: Phoenix Env. Labs

SDG No.: GCC81347 Lab Sample ID: CC81349

Canister: 12863 Lab File ID: 0403_21.D

Instrument: CHEM24 Column: RTX-VMS Date Received: 04/03/19

Purge Volume 200 (cc) Date Analyzed: 04/04/19

Matrix: AIR Dilution Factor: 1

CONCENTRATION UNITS: (ppbv or ug/m3) ppbv

CAS NO.	COMPOUND	CONC.	Q	MDL	PQL	R
56-23-5	Carbon Tetrachloride(sim)	0.059		0.032	0.032	r
75-35-4	1,1-Dichloroethene(sim)	0.051	U	0.051	0.051	r
76-13-1	Trichlorotrifluoroethane(sim)	0.131	U	0.131	0.131	r
156-60-5	Trans-1,2-Dichloroethene(sim)	0.252	U	0.252	0.252	r
75-34-3	1,1-Dichloroethane(sim)	0.247	U	0.247	0.247	r
156-59-2	Cis-1,2-Dichloroethene(sim)	0.051	U	0.051	0.051	r
67-66-3	Chloroform(sim)	0.205	U	0.205	0.205	r
107-06-2	1,2-Dichloroethane(sim)	0.247	U	0.247	0.247	r
78-87-5	1,2-dichloropropane(sim)	0.217	U	0.217	0.217	r
75-27-4	Bromodichloromethane(sim)	0.149	U	0.149	0.149	r
79-01-6	Trichloroethene(sim)	0.037	U	0.037	0.037	r
123-91-1	1,4-Dioxane(sim)	0.278	U	0.278	0.278	r
10061-01-5	cis-1,3-Dichloropropene(sim)	0.221	U	0.221	0.221	r
79-00-5	1,1,2-Trichloroethane(sim)	0.183	U	0.183	0.183	r
124-48-1	Dibromochloromethane(sim)	0.118	U	0.118	0.118	r
106-93-4	1,2-Dibromoethane(EDB)(sim)	0.130	U	0.130	0.130	r
127-18-4	Tetrachloroethene(sim)	0.037	U	0.037	0.037	r
75-25-2	Bromoform(sim)	0.097	U	0.097	0.097	r
630-20-6	1,1,1,2-Tetrachloroethane(sim)	0.146	U	0.146	0.146	r
179601-23-1	m,p-Xylene(sim)	0.230	U	0.230	0.230	r
79-34-5	1,1,2,2-Tetrachloroethane(sim)	0.146	U	0.146	0.146	r
100-44-7	Benzyl chloride(sim)	0.193	U	0.193	0.193	r
541-73-1	1,3-Dichlorobenzene(sim)	0.166	U	0.166	0.166	r
106-46-7	1,4-Dichlorobenzene(sim)	0.166	U	0.166	0.166	r
135-98-8	sec-Butylbenzene(sim)	0.182	U	0.182	0.182	r
99-87-6	4-Isopropyltoluene(sim)	0.182	U	0.182	0.182	r
95-50-1	1,2-Dichlorobenzene(sim)	0.166	U	0.166	0.166	r
104-51-8	n-Butylbenzene(sim)	0.182	U	0.182	0.182	r
120-82-1	1,2,4-Trichlorobenzene(sim)	0.135	U	0.135	0.135	r
87-68-3	Hexachlorobutadiene(sim)	0.094	U	0.094	0.094	r

FORM I AIR

r=Result Reported U=Not Detected D=Reported Dilution E/J=Estimated Value X=Not Used S=Lab Solvent

Quantitation Report (QT Reviewed)

Data Path : H:\AIR2019\CHEM24\04APR\03\
Data File : 0403_21.D
Acq On : 4 Apr 2019 3:52 am
Operator : Keith
Client ID : IA DUP
Lab ID : CC81349
ALS Vial : 21 Sample Multiplier: 1

Quant Time: Apr 04 08:47:02 2019
Quant Method : H:\AIR2019\CHEM24\METHODS\24AIR_0320.M
Quant Title : VOA Standards for 5 point calibration
QLast Update : Mon Apr 01 15:39:11 2019
Response via : Initial Calibration

Compound	R.T.	QIon	Response	Conc	Units	Dev(Min)
Internal Standards						
1) Bromochloromethane	5.586	130	199231	10.000	ng	0.00
36) 1,4-Difluorobenzene	7.494	114	557933	10.000	ng	-0.01
53) Chlorobenzene-d5	11.052	82	299823	10.000	ng	0.00
80) Bromochloromethane(sim)	5.586	130	199231	10.000	ng	0.00
94) 1,4-Difluorobenzene(sim)	7.494	114	557933	10.000	ng	-0.01
104) Chlorobenzene-d5(sim)	11.052	82	299823	10.000	ng	0.00
System Monitoring Compounds						
62) % Bromofluorobenzene	12.519	95	401374	9.498	ppbv	-0.01
Spiked Amount 10.000	Range 70 - 130		Recovery = 95.00%			
Target Compounds						Qvalue
3) Dichlorodifluoromethane	1.513	85	37262	0.408	ppbv	97
10) Ethanol	2.738	45	8107	1.210	ppbv#	87
12) Acetone	3.429	43	49380	1.531	ppbv	99
13) Trichlorofluoromethane	2.246	101	180385	1.973	ppbv	99
21) Trichlorotrifluoroethane	2.779	101	9439	0.158	ppbv	97
34) Carbon Tetrachloride	5.904	117	4601	0.070	ppbv	97
84] Trichlorofluoromethane...	2.246	101	180385	1.646	ppbv	98
86] Carbon Tetrachloride(sim)	5.904	117	4472	0.059	ppbv	97
88] Trichlorotrifluoroetha...	2.779	101	9439	0.129	ppbv	96

(#)out of range (m)manual integration reviewed by analyst (+)signals summed

Data Path : H:\AIR2019\CHEM24\04APR\03\
Data File : 0403_21.D
Acq On : 4 Apr 2019 3:52 am
Operator : Keith
Client ID : IA DUP
Lab ID : CC81349
ALS Vial : 21 Sample Multiplier: 1

Quant Time: Apr 04 08:47:02 2019
Quant Method : H:\AIR2019\CHEM24\METHODS\24AIR_0320.M
Quant Title : VOA Standards for 5 point calibration
QLast Update : Mon Apr 01 15:39:11 2019
Response via : Initial Calibration

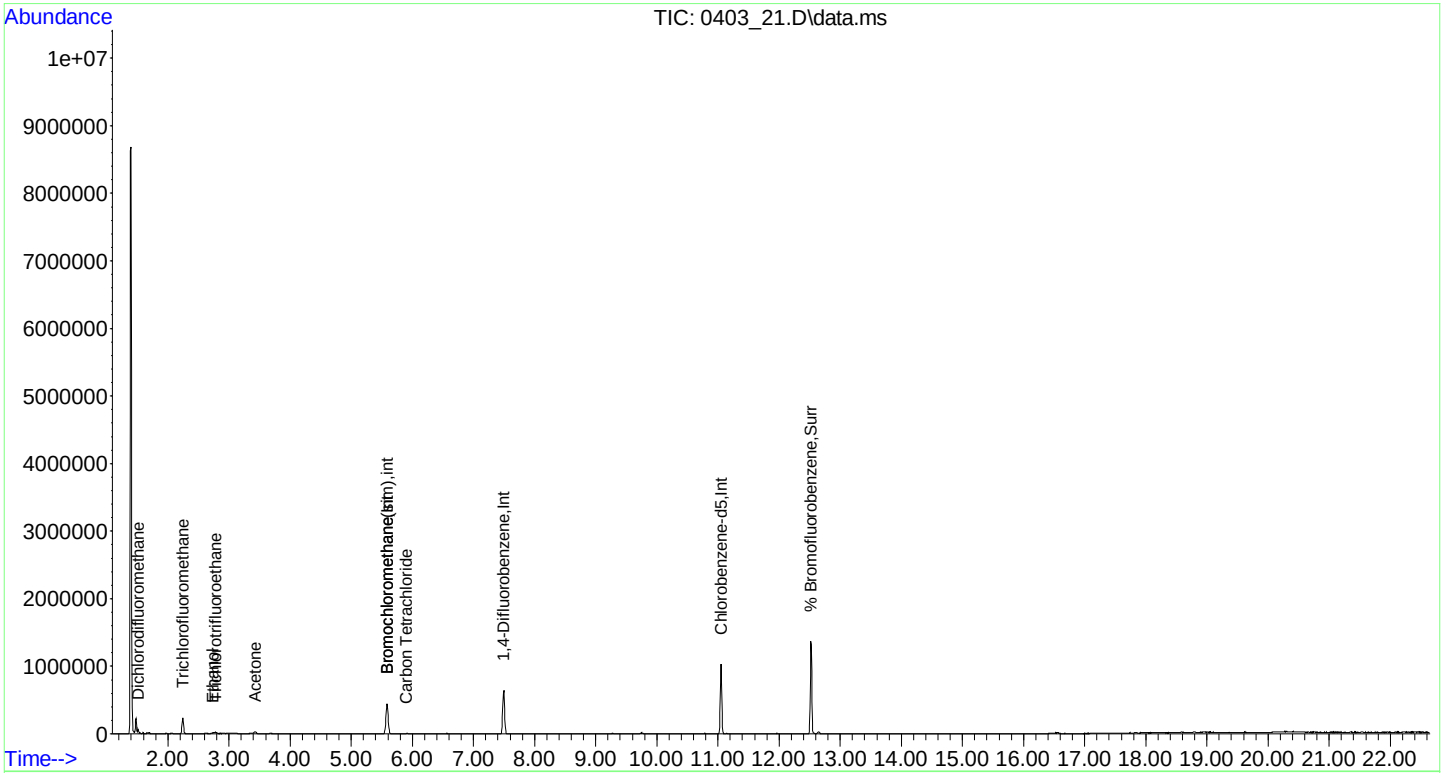

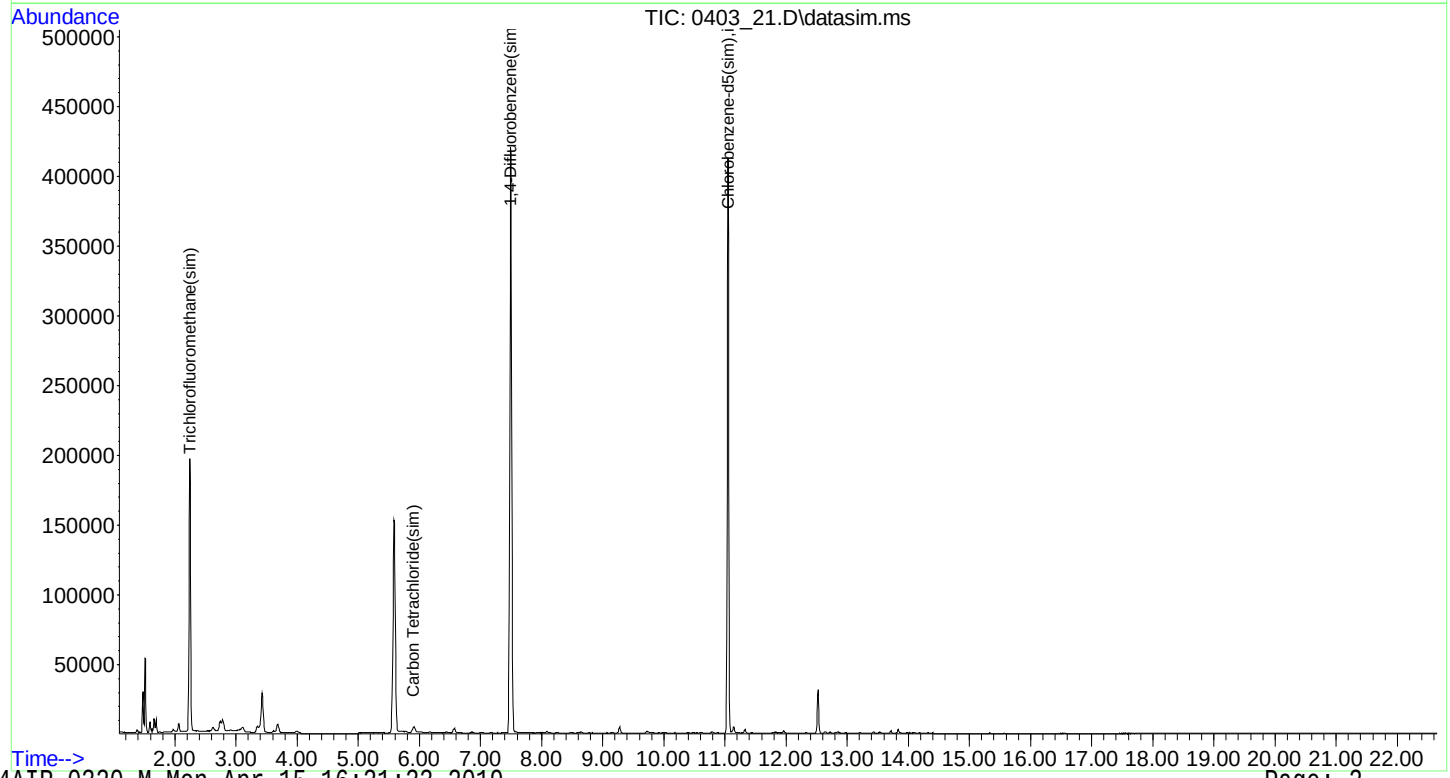

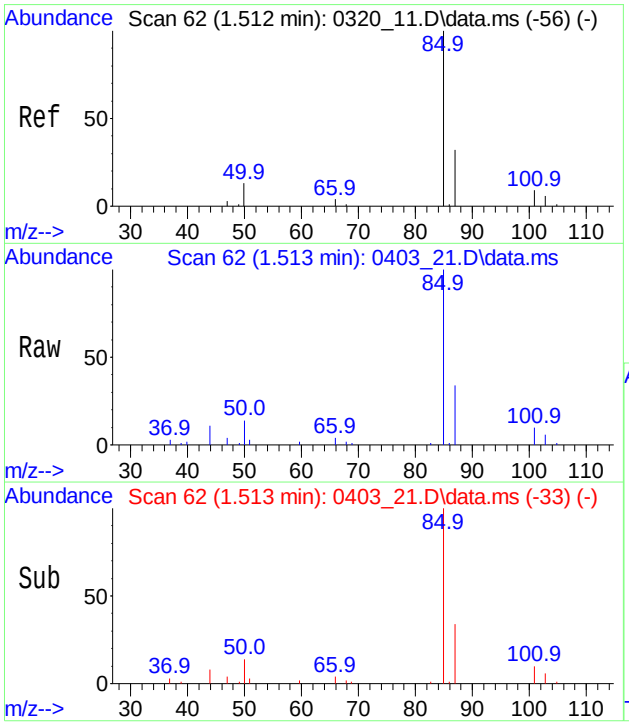

#3
Dichlorodifluoromethane
Conc: 8$ 0.408 ppbv
RT: 1.513 min Scan# 62
Delta R.T. 0.000 min
Lab File: 0403_21.D
Acq: 4 Apr 2019 3:52 am

Tgt Ion: 85 Resp: 37262

Ion	Ratio	Lower	Upper
85	100		
87	33.1	25.9	38.9
50	15.4	10.3	15.5

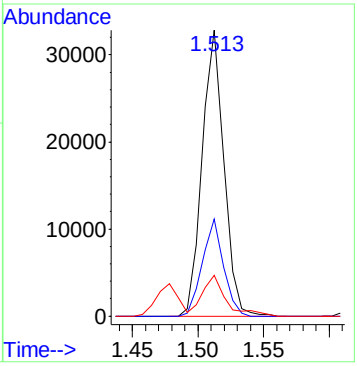

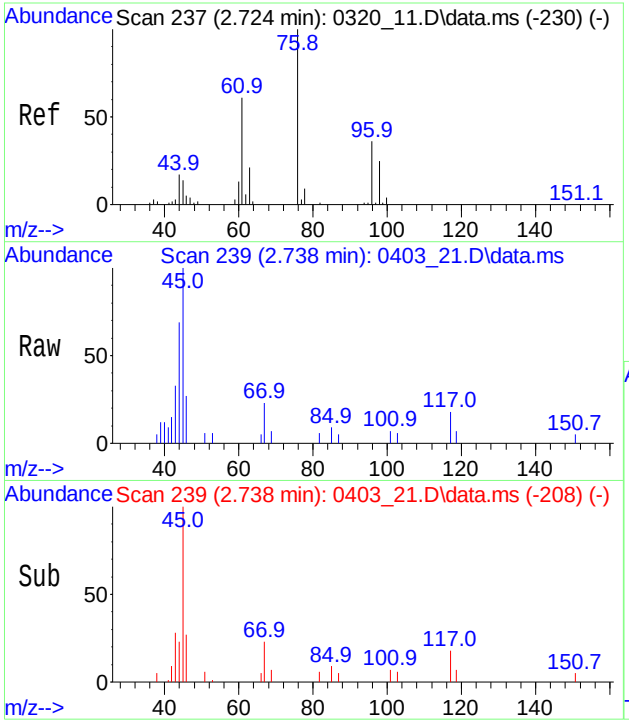

#10
Ethanol
Conc: 8$ 1.210 ppbv
RT: 2.738 min Scan# 239
Delta R.T. 0.014 min
Lab File: 0403_21.D
Acq: 4 Apr 2019 3:52 am

Tgt Ion: 45 Resp: 8107

Ion	Ratio	Lower	Upper
45	100		
46	30.1	28.5	42.7
43	22.1	25.3	37.9#

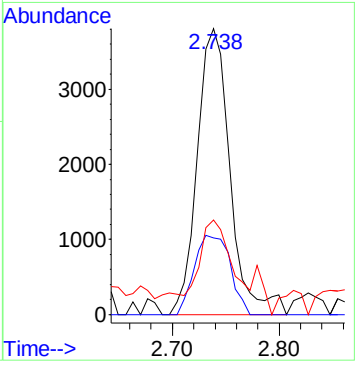

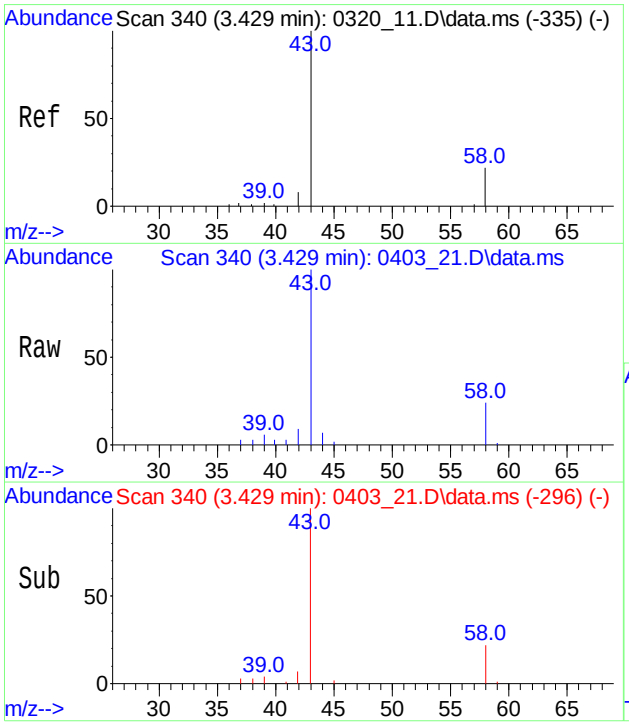

#12
Acetone
Conc: 8$ 1.531 ppbv
RT: 3.429 min Scan# 340
Delta R.T. 0.000 min
Lab File: 0403_21.D
Acq: 4 Apr 2019 3:52 am

Tgt Ion: 43 Resp: 49380

Ion	Ratio	Lower	Upper
43	100		
58	19.8	16.2	24.4

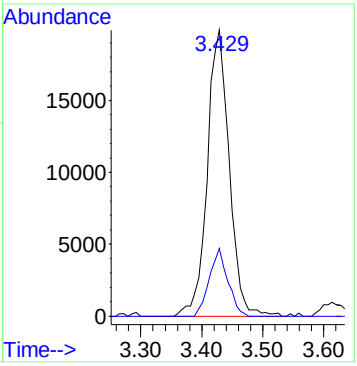

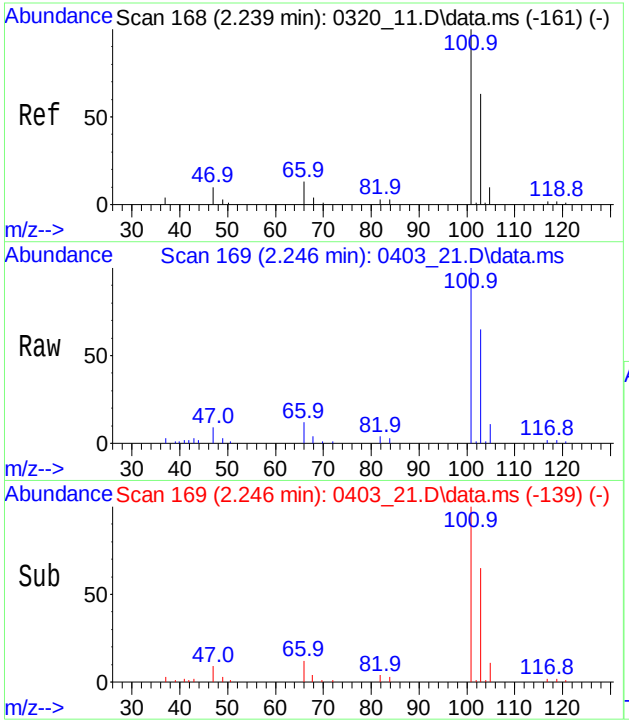

#13
Trichlorofluoromethane
Conc: 8$ 1.973 ppbv
RT: 2.246 min Scan# 169
Delta R.T. 0.007 min
Lab File: 0403_21.D
Acq: 4 Apr 2019 3:52 am

Tgt Ion:101 Resp: 180385

Ion	Ratio	Lower	Upper
101	100		
103	64.3	52.5	78.7
66	12.5	10.1	15.1

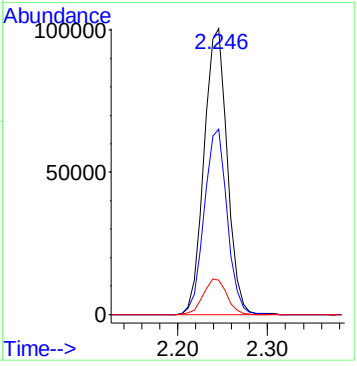

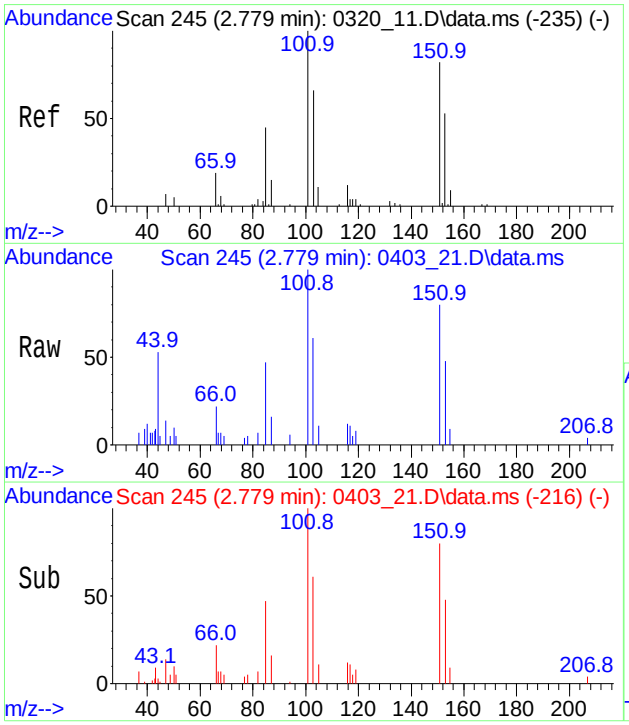

#21
Trichlorotrifluoroethane
Conc: 8$ 0.158 ppbv
RT: 2.779 min Scan# 245
Delta R.T. 0.000 min
Lab File: 0403_21.D
Acq: 4 Apr 2019 3:52 am

Tgt Ion:101 Resp: 9439

Ion	Ratio	Lower	Upper
101	100		
151	81.3	65.4	98.0
103	62.4	52.2	78.2
153	49.0	42.0	63.0

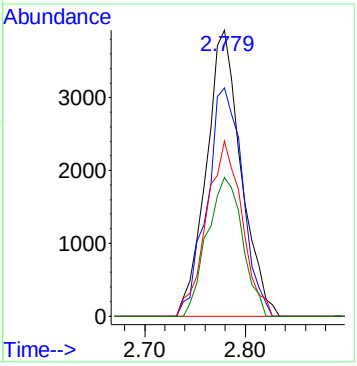

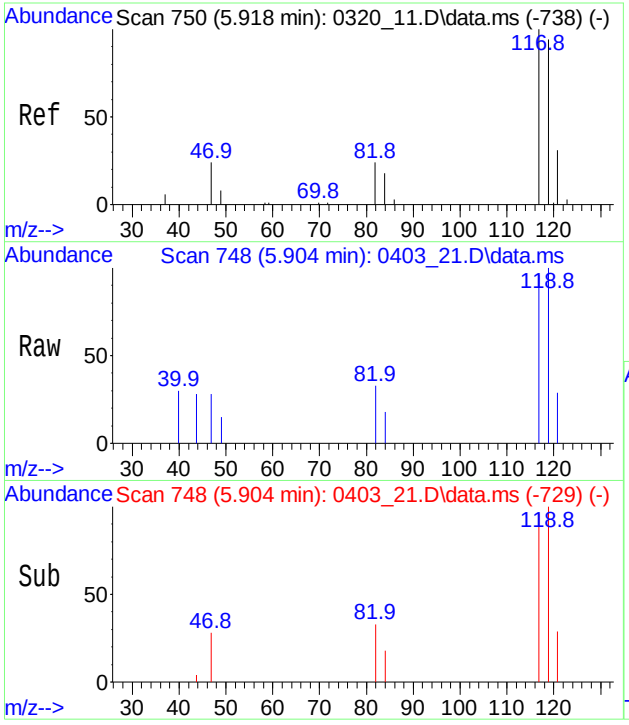

#34
Carbon Tetrachloride
Conc: 8$ Below Cal
RT: 5.904 min Scan# 748
Delta R.T. -0.014 min
Lab File: 0403_21.D
Acq: 4 Apr 2019 3:52 am

Tgt Ion:117 Resp: 4601

Ion	Ratio	Lower	Upper
117	100		
119	99.2	75.4	115.4
121	30.7	10.8	50.8

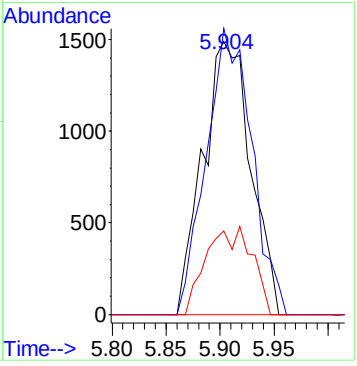

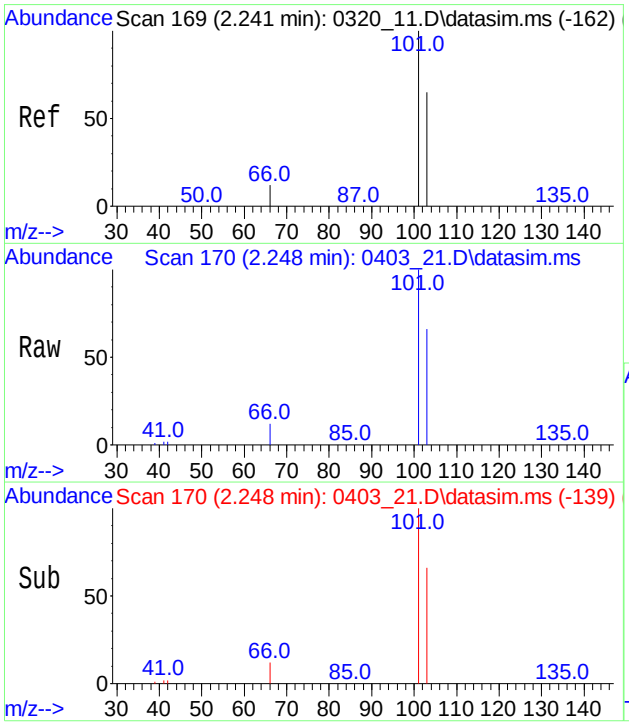

#84
Trichlorofluoromethane(sim)
Conc: 8$ 1.646 ppbv
RT: 2.246 min Scan# 170
Delta R.T. 0.007 min
Lab File: 0403_21.D
Acq: 4 Apr 2019 3:52 am

Tgt Ion:101 Resp: 180385

Ion	Ratio	Lower	Upper
101	100		
103	64.2	52.5	78.7

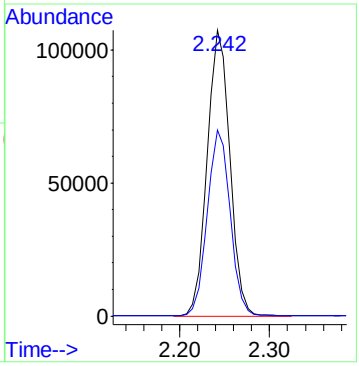

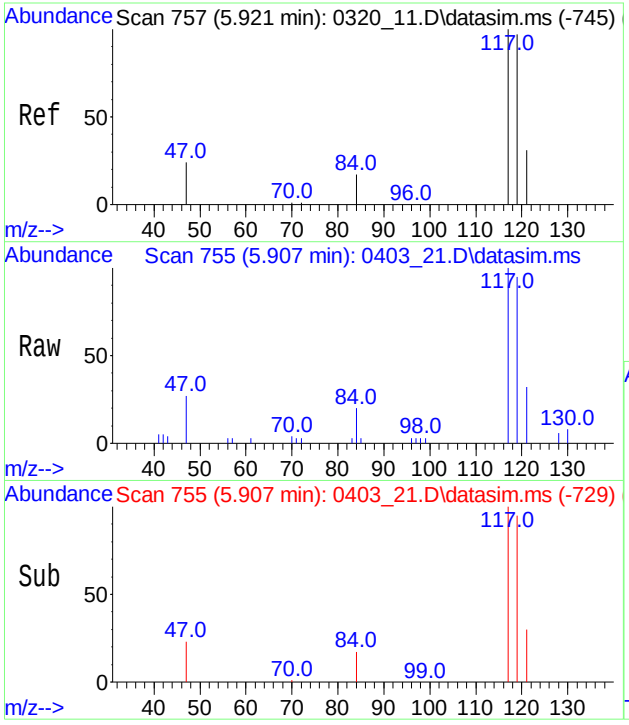

#86
Carbon Tetrachloride(sim)
Conc: 8$ Below Cal
RT: 5.904 min Scan# 755
Delta R.T. -0.014 min
Lab File: 0403_21.D
Acq: 4 Apr 2019 3:52 am

Tgt Ion:117 Resp: 4472

Ion	Ratio	Lower	Upper
117	100		
119	92.8	76.5	114.7
121	31.6	24.6	37.0

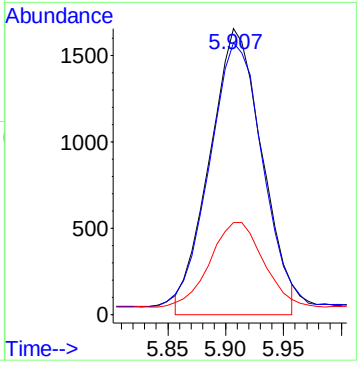

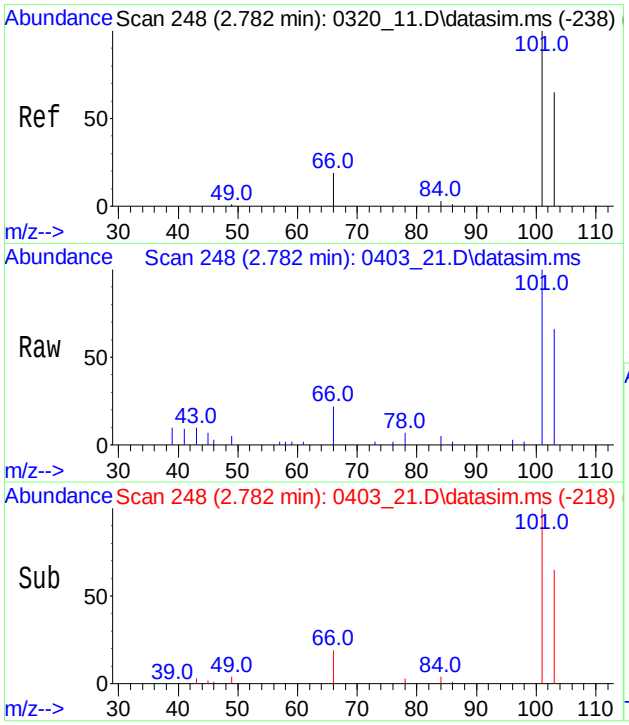

#88
Trichlorotrifluoroethane(sim)
Conc: 8$ Below Cal
RT: 2.779 min Scan# 248
Delta R.T. 0.000 min
Lab File: 0403_21.D
Acq: 4 Apr 2019 3:52 am

Tgt Ion:101 Resp: 9439

Ion	Ratio	Lower	Upper
101	100		
103	62.4	52.2	78.2

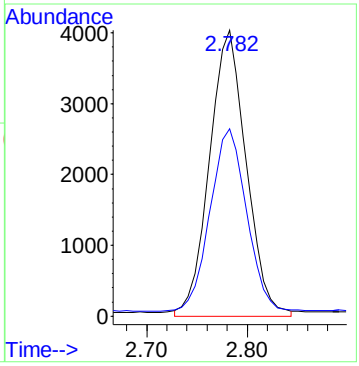

1

AIR ANALYSIS DATA SHEET

CLIENT ID: OA

Client: NETC Lab: Phoenix Env. Labs

SDG No.: GCC81347 Lab Sample ID: CC81350

Canister: 13651 Lab File ID: 0403_32.D

Instrument: CHEM24 Column: RTX-VMS Date Received: 04/03/19

Purge Volume 200 (cc) Date Analyzed: 04/04/19

Matrix: AIR Dilution Factor: 1

CONCENTRATION UNITS: (ppbv or ug/m3) ppbv

CAS NO.	COMPOUND	CONC.	Q	MDL	PQL	R
115-07-1	Propylene	0.581	U	0.581	0.581	r
75-71-8	Dichlorodifluoromethane	0.419		0.202	0.202	r
74-87-3	Chloromethane	0.551		0.485	0.485	r
106-99-0	1,3-Butadiene	0.452	U	0.452	0.452	r
75-00-3	Chloroethane	0.379	U	0.379	0.379	r
64-17-5	Ethanol	4.01	S	0.531	0.531	r
67-64-1	Acetone	1.44	S	0.421	0.421	r
75-69-4	Trichlorofluoromethane	0.286		0.178	0.178	r
67-63-0	Isopropylalcohol	0.418	S	0.407	0.407	r
107-13-1	Acrylonitrile	0.461	U	0.461	0.461	r
75-09-2	Methylene Chloride	0.864	U	0.864	0.864	r
75-15-0	Carbon Disulfide	0.321	U	0.321	0.321	r
1634-04-4	Methyl tert-butyl ether(MTBE)	0.278	U	0.278	0.278	r
78-93-3	Methyl Ethyl Ketone	0.339	U	0.339	0.339	r
110-54-3	Hexane	0.284	U	0.284	0.284	r
141-78-6	Ethyl acetate	0.278	U	0.278	0.278	r
109-99-9	Tetrahydrofuran	0.339	U	0.339	0.339	r
71-43-2	Benzene	0.313	U	0.313	0.313	r
110-82-7	Cyclohexane	0.291	U	0.291	0.291	r
142-82-5	Heptane	0.244	U	0.244	0.244	r
108-10-1	4-Methyl-2-pentanone(MIBK)	0.244	U	0.244	0.244	r
10061-02-6	trans-1,3-Dichloropropene	0.221	U	0.221	0.221	r
108-88-3	Toluene	0.266	U	0.266	0.266	r
591-78-6	2-Hexanone(MBK)	0.244	U	0.244	0.244	r
108-90-7	Chlorobenzene	0.217	U	0.217	0.217	r
100-41-4	Ethylbenzene	0.230	U	0.230	0.230	r
100-42-5	Styrene	0.235	U	0.235	0.235	r
95-47-6	o-Xylene	0.230	U	0.230	0.230	r
98-82-8	Isopropylbenzene	0.204	U	0.204	0.204	r
622-96-8	4-Ethyltoluene	0.204	U	0.204	0.204	r
108-67-8	1,3,5-Trimethylbenzene	0.204	U	0.204	0.204	r
95-63-6	1,2,4-Trimethylbenzene	0.204	U	0.204	0.204	r
76-14-2	1,2-Dichlorotetrafluoroethane(sim)	0.143	U	0.143	0.143	r
75-01-4	Vinyl Chloride(sim)	0.078	U	0.078	0.078	r
74-83-9	Bromomethane(sim)	0.258	U	0.258	0.258	r
71-55-6	1,1,1-Trichloroethane(sim)	0.183	U	0.183	0.183	r

FORM I AIR

r=Result Reported U=Not Detected D=Reported Dilution E/J=Estimated Value X=Not Used S=Lab Solvent

1

CLIENT ID

AIR ANALYSIS DATA SHEET

OA

Client: NETC Lab: Phoenix Env. Labs

SDG No.: GCC81347 Lab Sample ID: CC81350

Canister: 13651 Lab File ID: 0403_32.D

Instrument: CHEM24 Column: RTX-VMS Date Received: 04/03/19

Purge Volume 200 (cc) Date Analyzed: 04/04/19

Matrix: AIR Dilution Factor: 1

CONCENTRATION UNITS: (ppbv or ug/m3) ppbv

CAS NO.	COMPOUND	CONC.	Q	MDL	PQL	R
56-23-5	Carbon Tetrachloride(sim)	0.069		0.032	0.032	r
75-35-4	1,1-Dichloroethene(sim)	0.051	U	0.051	0.051	r
76-13-1	Trichlorotrifluoroethane(sim)	0.131	U	0.131	0.131	r
156-60-5	Trans-1,2-Dichloroethene(sim)	0.252	U	0.252	0.252	r
75-34-3	1,1-Dichloroethane(sim)	0.247	U	0.247	0.247	r
156-59-2	Cis-1,2-Dichloroethene(sim)	0.051	U	0.051	0.051	r
67-66-3	Chloroform(sim)	0.205	U	0.205	0.205	r
107-06-2	1,2-Dichloroethane(sim)	0.247	U	0.247	0.247	r
78-87-5	1,2-dichloropropane(sim)	0.217	U	0.217	0.217	r
75-27-4	Bromodichloromethane(sim)	0.149	U	0.149	0.149	r
79-01-6	Trichloroethene(sim)	0.037	U	0.037	0.037	r
123-91-1	1,4-Dioxane(sim)	0.278	U	0.278	0.278	r
10061-01-5	cis-1,3-Dichloropropene(sim)	0.221	U	0.221	0.221	r
79-00-5	1,1,2-Trichloroethane(sim)	0.183	U	0.183	0.183	r
124-48-1	Dibromochloromethane(sim)	0.118	U	0.118	0.118	r
106-93-4	1,2-Dibromoethane(EDB)(sim)	0.130	U	0.130	0.130	r
127-18-4	Tetrachloroethene(sim)	0.037	U	0.037	0.037	r
75-25-2	Bromoform(sim)	0.097	U	0.097	0.097	r
630-20-6	1,1,1,2-Tetrachloroethane(sim)	0.146	U	0.146	0.146	r
179601-23-1	m,p-Xylene(sim)	0.230	U	0.230	0.230	r
79-34-5	1,1,2,2-Tetrachloroethane(sim)	0.146	U	0.146	0.146	r
100-44-7	Benzyl chloride(sim)	0.193	U	0.193	0.193	r
541-73-1	1,3-Dichlorobenzene(sim)	0.166	U	0.166	0.166	r
106-46-7	1,4-Dichlorobenzene(sim)	0.166	U	0.166	0.166	r
135-98-8	sec-Butylbenzene(sim)	0.182	U	0.182	0.182	r
99-87-6	4-Isopropyltoluene(sim)	0.182	U	0.182	0.182	r
95-50-1	1,2-Dichlorobenzene(sim)	0.166	U	0.166	0.166	r
104-51-8	n-Butylbenzene(sim)	0.182	U	0.182	0.182	r
120-82-1	1,2,4-Trichlorobenzene(sim)	0.135	U	0.135	0.135	r
87-68-3	Hexachlorobutadiene(sim)	0.094	U	0.094	0.094	r

FORM I AIR

r=Result Reported U=Not Detected D=Reported Dilution E/J=Estimated Value X=Not Used S=Lab Solvent

Quantitation Report (QT Reviewed)

Data Path : H:\AIR2019\CHEM24\04APR\03\
Data File : 0403_32.D
Acq On : 4 Apr 2019 11:29 am
Operator : Keith
Client ID : OA
Lab ID : CC81350
ALS Vial : 32 Sample Multiplier: 1

Quant Time: Apr 04 15:06:29 2019
Quant Method : H:\AIR2019\CHEM24\METHODS\24AIR_0320.M
Quant Title : VOA Standards for 5 point calibration
QLast Update : Mon Apr 01 15:39:11 2019
Response via : Initial Calibration

Compound	R.T.	QIon	Response	Conc	Units	Dev(Min)
Internal Standards						
1) Bromochloromethane	5.579	130	164352	10.000	ng	-0.01
36) 1,4-Difluorobenzene	7.487	114	461514	10.000	ng	-0.02
53) Chlorobenzene-d5	11.045	82	248880	10.000	ng	-0.01
80) Bromochloromethane(sim)	5.579	130	164352	10.000	ng	-0.01
94) 1,4-Difluorobenzene(sim)	7.487	114	461514	10.000	ng	-0.02
104) Chlorobenzene-d5(sim)	11.045	82	248880	10.000	ng	-0.01
System Monitoring Compounds						
62) % Bromofluorobenzene	12.518	95	316015	9.009	ppbv	-0.01
Spiked Amount 10.000	Range 70 - 130		Recovery = 90.10%			
Target Compounds						Qvalue
3) Dichlorodifluoromethane	1.506	85	31563	0.419	ppbv#	96
4) Chloromethane	1.656	52	2930	0.551	ppbv#	67
10) Ethanol	2.725	45	22183	4.014	ppbv	89
12) Acetone	3.422	43	38256	1.438	ppbv	96
13) Trichlorofluoromethane	2.239	101	21534	0.286	ppbv	99
14) Isopropylalcohol	3.381	45	11069	0.418	ppbv#	55
34) Carbon Tetrachloride	5.889	117	4296	0.079	ppbv	98
84] Trichlorofluoromethane...	2.239	101	21534	0.238	ppbv	100
86] Carbon Tetrachloride(sim)	5.889	117	4296	0.069	ppbv	94

(#)out of range (m)manual integration reviewed by analyst (+)signals summed

Quantitation Report (QT Reviewed)

Data Path : H:\AIR2019\CHEM24\04APR\03\
Data File : 0403_32.D
Acq On : 4 Apr 2019 11:29 am
Operator : Keith
Client ID : OA
Lab ID : CC81350
ALS Vial : 32 Sample Multiplier: 1

Quant Time: Apr 04 15:06:29 2019
Quant Method : H:\AIR2019\CHEM24\METHODS\24AIR_0320.M
Quant Title : VOA Standards for 5 point calibration
QLast Update : Mon Apr 01 15:39:11 2019
Response via : Initial Calibration

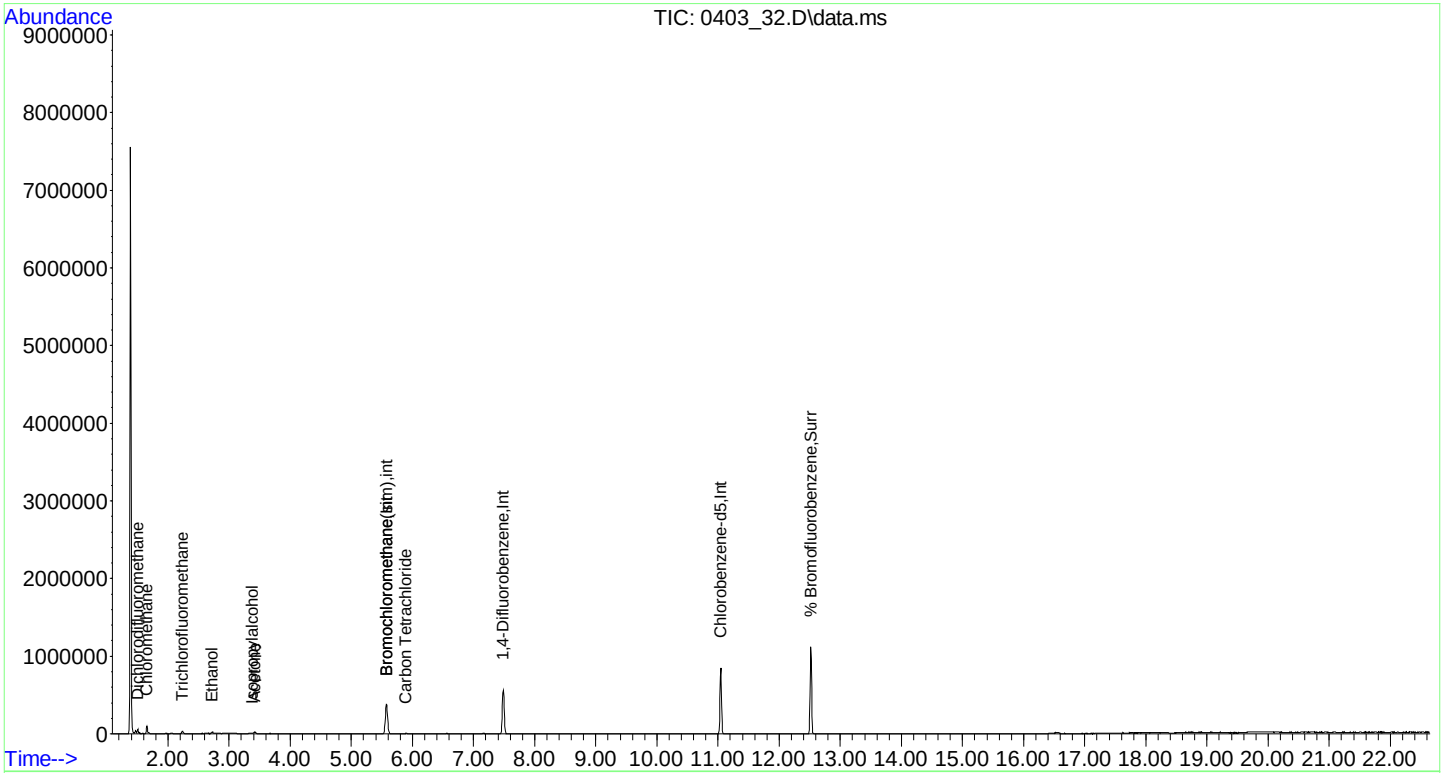

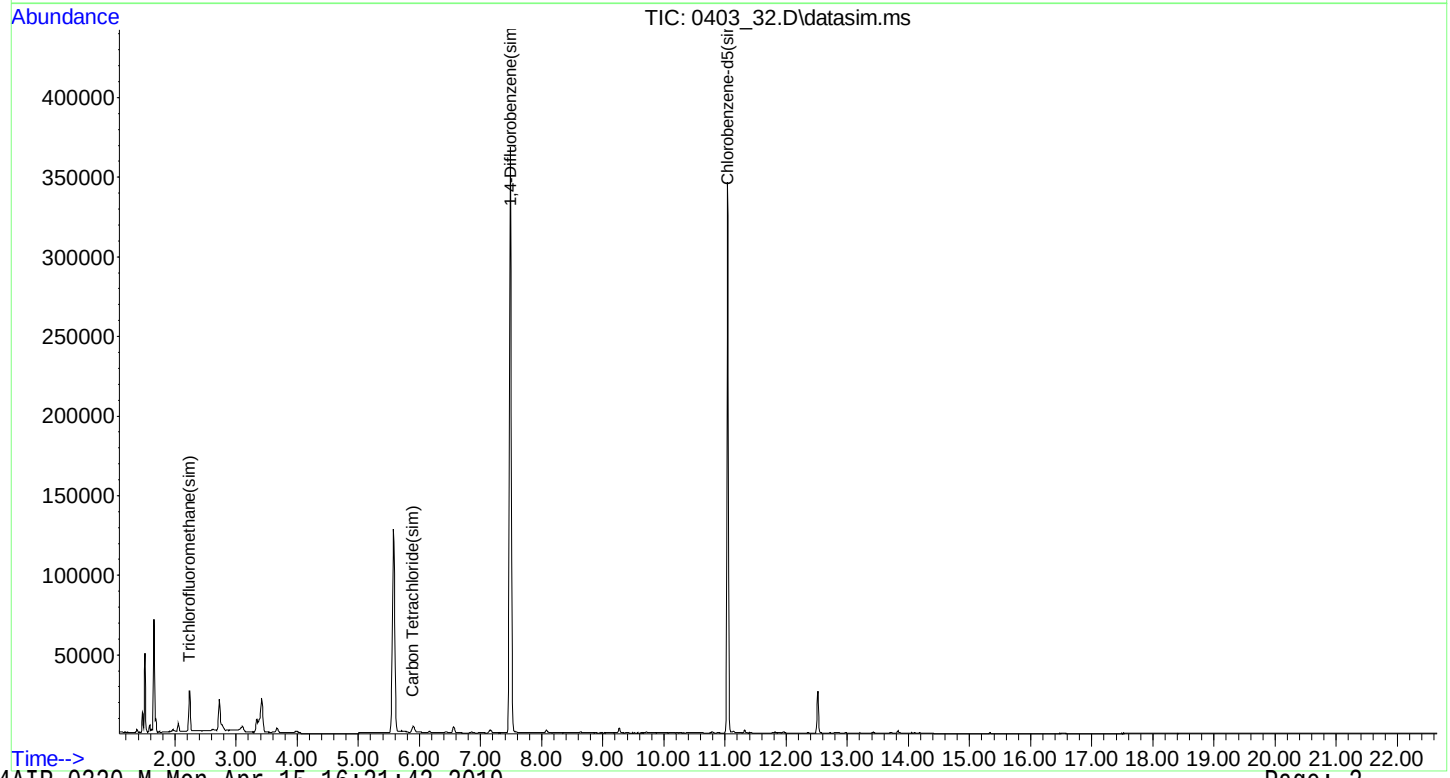

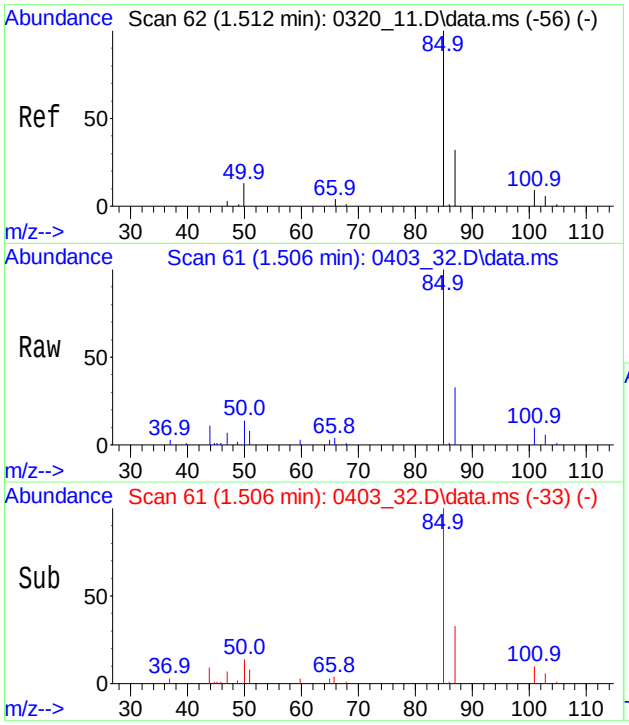

#3
Dichlorodifluoromethane
Conc: 8$ 0.419 ppbv
RT: 1.506 min Scan# 61
Delta R.T. -0.007 min
Lab File: 0403_32.D
Acq: 4 Apr 2019 11:29 am

Tgt Ion: 85 Resp: 31563

Ion	Ratio	Lower	Upper
85	100		
87	33.8	25.9	38.9
50	16.2	10.3	15.5#

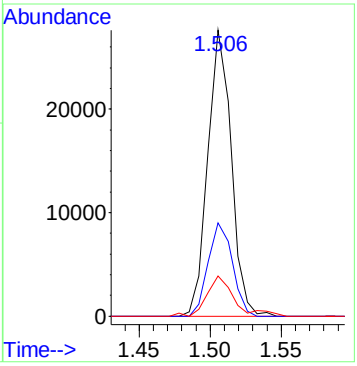

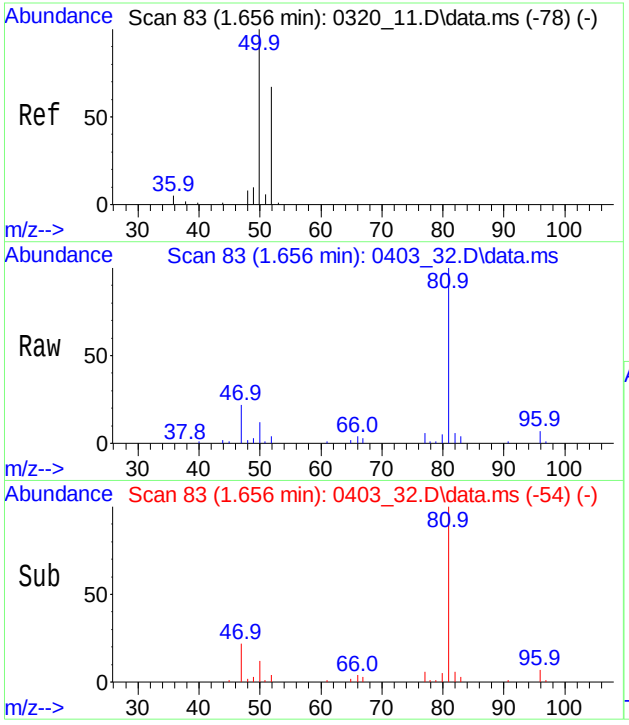

#4
Chloromethane
Conc: 8$ 0.551 ppbv
RT: 1.656 min Scan# 83
Delta R.T. 0.000 min
Lab File: 0403_32.D
Acq: 4 Apr 2019 11:29 am

Tgt Ion: 52 Resp: 2930

Ion	Ratio	Lower	Upper
52	100		
50	300.0	222.7	262.7#

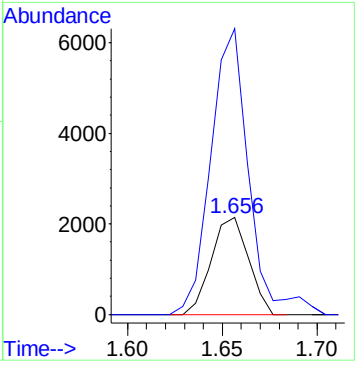

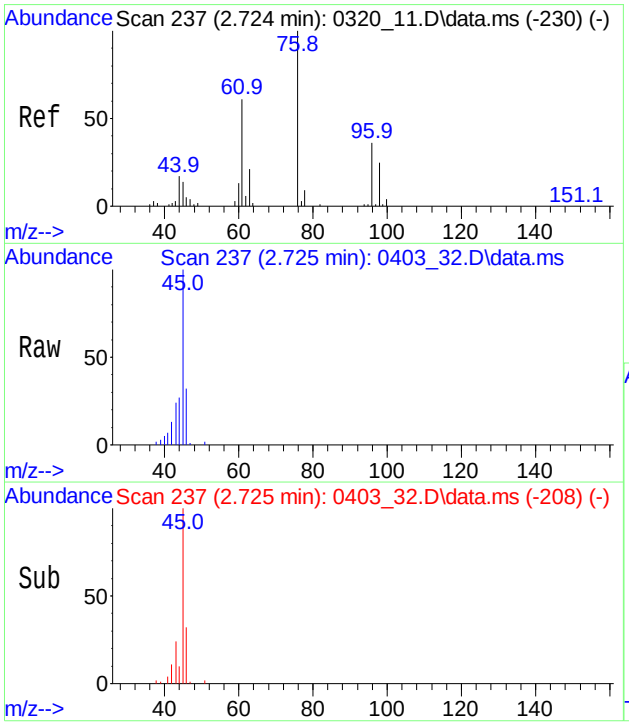

#10
Ethanol
Conc: 8$ 4.014 ppbv
RT: 2.725 min Scan# 237
Delta R.T. 0.000 min
Lab File: 0403_32.D
Acq: 4 Apr 2019 11:29 am

Tgt Ion: 45 Resp: 22183

Ion	Ratio	Lower	Upper
45	100		
46	29.4	28.5	42.7
43	25.8	25.3	37.9

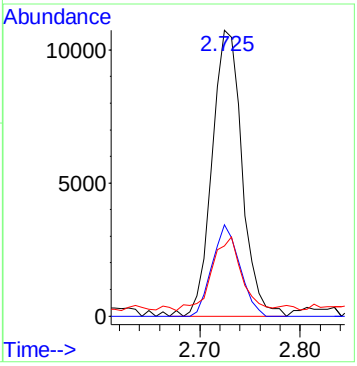

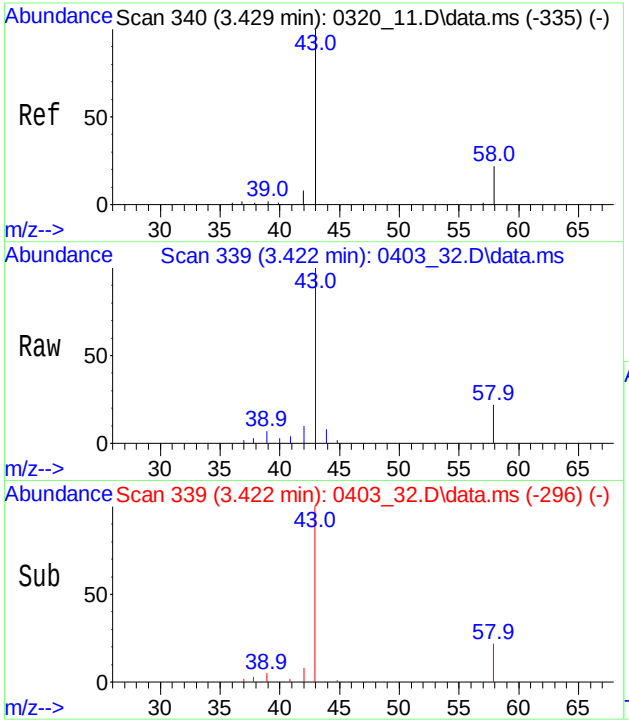

#12
Acetone
Conc: 8$ 1.438 ppbv
RT: 3.422 min Scan# 339
Delta R.T. -0.007 min
Lab File: 0403_32.D
Acq: 4 Apr 2019 11:29 am

Tgt Ion: 43 Resp: 38256

Ion	Ratio	Lower	Upper
43	100		
58	18.7	16.2	24.4

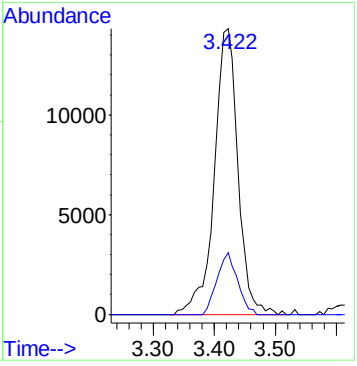

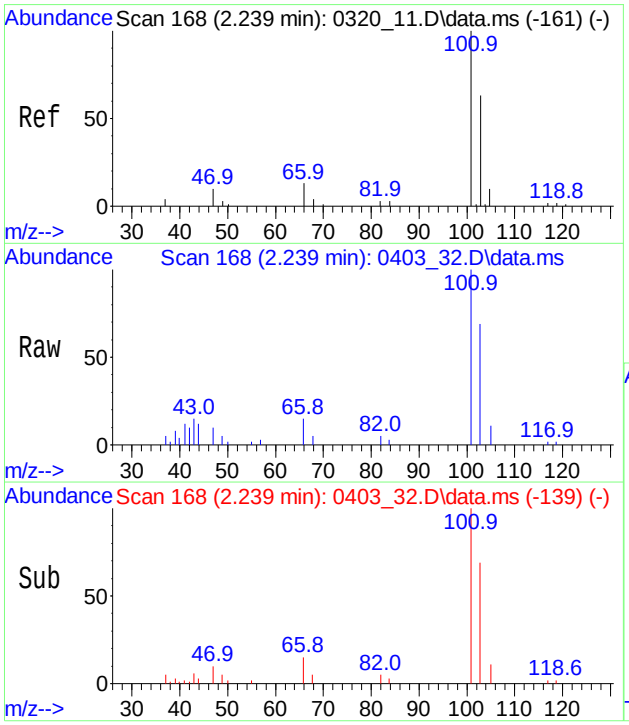

#13
Trichlorofluoromethane
Conc: 8$ 0.286 ppbv
RT: 2.239 min Scan# 168
Delta R.T. 0.000 min
Lab File: 0403_32.D
Acq: 4 Apr 2019 11:29 am

Tgt Ion:101 Resp: 21534

Ion	Ratio	Lower	Upper
101	100		
103	65.2	52.5	78.7
66	14.6	10.1	15.1

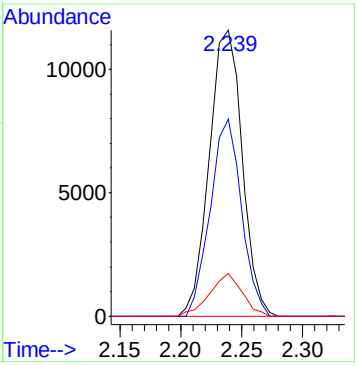

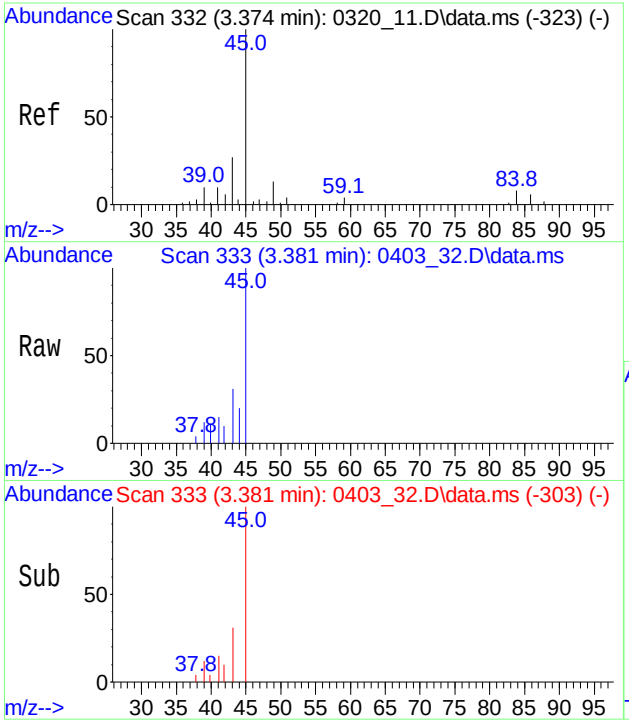

#14
Isopropylalcohol
Conc: 8$ 0.418 ppbv
RT: 3.381 min Scan# 333
Delta R.T. 0.007 min
Lab File: 0403_32.D
Acq: 4 Apr 2019 11:29 am

Tgt Ion: 45 Resp: 11069

Ion	Ratio	Lower	Upper
45	100		
43	0.0	20.9	31.3#
59	1.5	3.1	4.7#

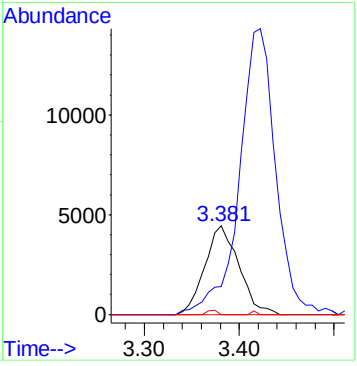

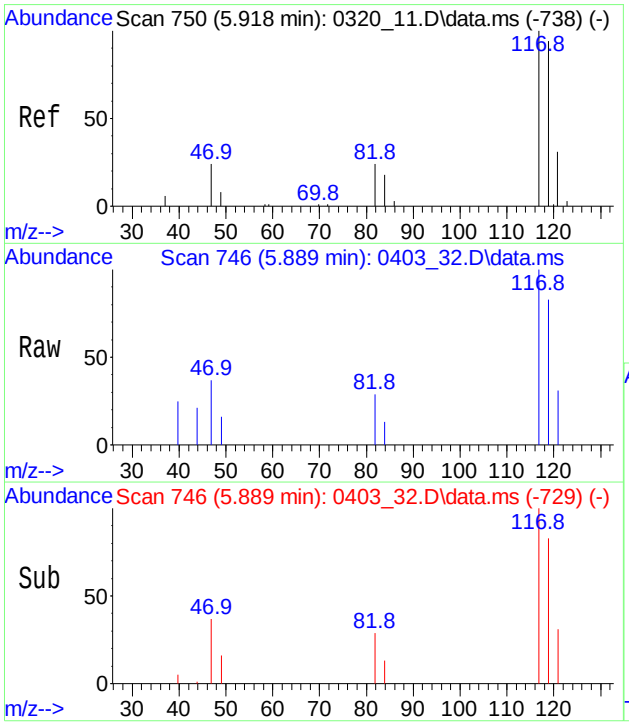

#34
Carbon Tetrachloride
Conc: 8$ Below Cal
RT: 5.889 min Scan# 746
Delta R.T. -0.029 min
Lab File: 0403_32.D
Acq: 4 Apr 2019 11:29 am

Tgt Ion:117 Resp: 4296

Ion	Ratio	Lower	Upper
117	100		
119	93.3	75.4	115.4
121	31.8	10.8	50.8

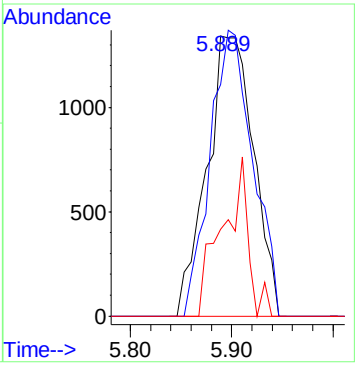

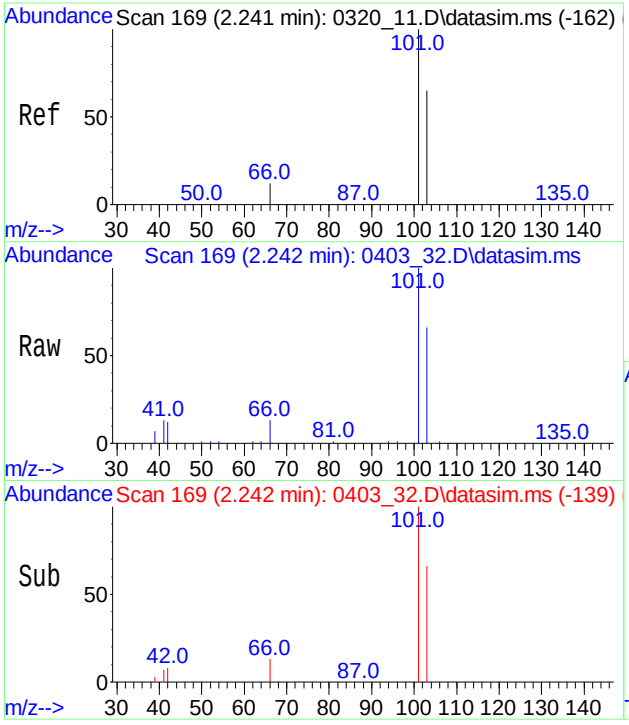

#84
Trichlorofluoromethane(sim)
Conc: 8$ 0.238 ppbv
RT: 2.239 min Scan# 169
Delta R.T. 0.000 min
Lab File: 0403_32.D
Acq: 4 Apr 2019 11:29 am

Tgt Ion:101 Resp: 21534

Ion	Ratio	Lower	Upper
101	100		
103	65.2	52.5	78.7

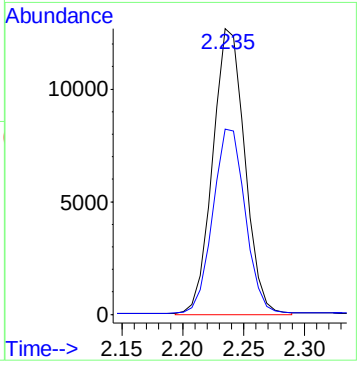

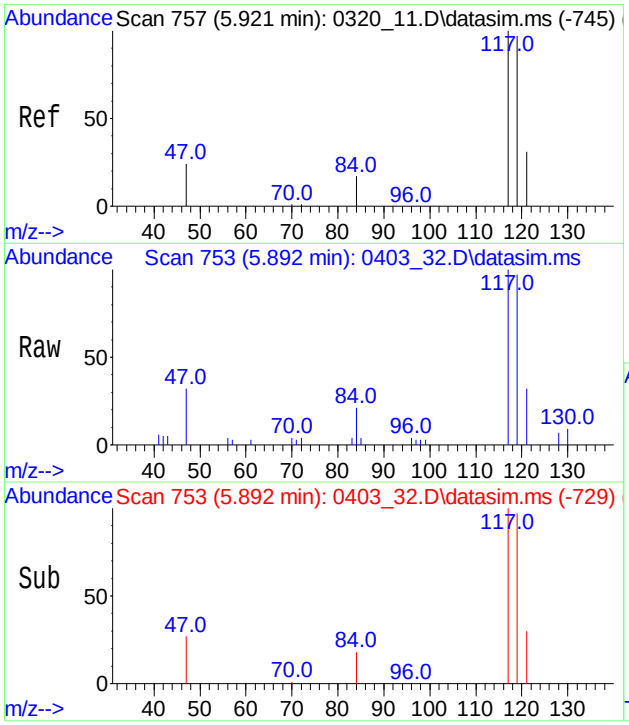

#86
Carbon Tetrachloride(sim)
Conc: 8$ Below Cal
RT: 5.889 min Scan# 753
Delta R.T. -0.029 min
Lab File: 0403_32.D
Acq: 4 Apr 2019 11:29 am

Tgt Ion:117 Resp: 4296

Ion	Ratio	Lower	Upper
117	100		
119	91.3	76.5	114.7
121	25.7	24.6	37.0

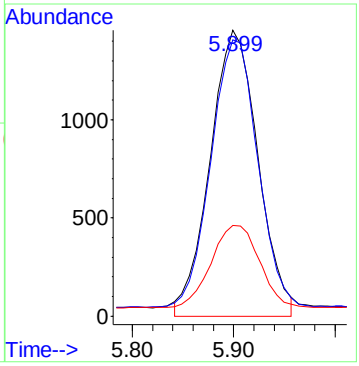

Response Factor Report Chem24

Method Path : H:\AIR2019\CHEM24\METHODS\
Method File : 24AIR_0320.M
Title : VOA Standards for 5 point calibration
Last Update : Fri Mar 29 10:07:42 2019
Response Via : Initial Calibration

Calibration Files (Note: Curves (l,lf,q,qf) display calculated conc and corr. coefficient.)
.035=0320_05.D 0.05=0320_06.D 0.1 =0320_07.D 0.2 =0320_08.D 0.5 =0320_09.D 1.0 =0320_10.D 2.5 =0320_11.D 5.0 =0320_12.D
10 =0320_13.D 25 =0320_14.D 40 =0320_15.D 0.02=0320_04.D

	Compound	.035	0.05	0.1	0.2	0.5	1.0	2.5	5.0	10	25	40	0.02	Avg	%RSD
1)	Int Bromochloromethane	----------					ISTD								
2)	Propylene				0.969	0.786	0.848	0.930	1.006	0.997	0.976	0.883		0.924	8.52
3)	Dichlorodifluo...			5.143	4.728	4.397	4.933	5.070	5.289	4.727	3.717	3.256		4.585	14.96
4)	Chloromethane				0.415	0.332	0.358	0.340	0.337	0.317	0.265	0.224		0.323	17.87
5)	1,2-Dichlorote...			4.107	4.127	3.968	3.847	3.940	4.040	3.729	2.880	2.569		3.690	15.35
6)	Vinyl Chloride			1.141	1.163	1.032	1.149	1.156	1.126	1.033	0.858	0.843		1.056	11.98
7)	1,3-Butadiene			0.630	0.654	0.601	0.675	0.669	0.694	0.629	0.512	0.495		0.618	11.42
8)	Bromomethane			1.827	1.745	1.679	1.550	1.556	1.601	1.477	1.355	1.230		1.558	12.00
9)	Chloroethane			0.540	0.524	0.530	0.501	0.469	0.523	0.462	0.459	0.425		0.492	8.13
10)	Ethanol						0.426	0.358	0.394	0.332	0.271	0.236		0.336	21.54
12)	Acetone						1.802	1.685	1.903	1.619	1.420	1.284		1.619	14.36
13)	Trichlorofluor...			5.465	5.611	5.258	4.956	4.768	4.619	4.242	3.301	3.071		4.588	19.66
14)	Isopropylalcohol				1.804	1.616	1.735	1.544	1.846	1.664	1.391	1.290		1.611	12.11
15)	Acrylonitrile				0.526	0.484	0.513	0.493	0.574	0.534	0.516	0.499		0.517	5.47
16)	1,1-Dichloroet...			2.537	2.338	2.271	2.198	2.105	2.322	2.004	1.794	1.596		2.129	13.74
17)	Methylene Chlo...				1.859	1.648	1.360	1.237	1.377	1.301	1.113	1.061		1.369	19.52
20)	Carbon Disulfide				3.972	3.700	3.624	3.459	3.835	3.409	3.121	2.852		3.497	10.61
21)	Trichlorotrifl...			3.676	3.564	3.357	3.132	2.859	2.969	2.758	2.385	2.303		3.000	16.09
22)	Trans-1,2-Dich...			1.684	1.696	1.630	1.598	1.577	1.716	1.580	1.476	1.398		1.595	6.55
23)	1,1-Dichloroet...			2.262	2.148	2.077	1.935	1.913	2.175	2.082	1.951	1.820		2.040	7.06
24)	Methyl tert-bu...				2.920	2.638	2.562	2.556	2.842	2.569	2.389	2.263		2.592	8.31
25)	Methyl Ethyl K...				1.808	1.648	1.790	1.763	2.229	2.109	2.065	2.048		1.933	10.64
26)	Cis-1,2-Dichlo...			1.723	1.462	1.544	1.625	1.544	1.797	1.790	1.674	1.543		1.633	7.33
27)	Hexane				1.256	1.132	1.155	1.194	1.703	1.682	1.557	1.482		1.395	17.08
28)	Chloroform			2.732	2.797	2.811	2.906	2.629	2.962	2.856	2.694	2.433		2.758	5.79
29)	Ethyl acetate				2.305	2.226	2.153	2.058	2.218	2.102	1.795	1.770		2.078	9.52
30)	Tetrahydrofuran				0.847	0.805	0.764	0.719	0.830	0.784	0.738	0.697		0.773	6.92
31)	1,2-Dichloroet...			2.275	2.065	2.009	1.982	2.037	2.122	2.048	1.893	1.817		2.028	6.45
32)	1,1,1-Trichlor...			3.142	3.027	2.992	2.915	2.836	2.918	2.810	2.514	2.449		2.845	8.06
33)	Benzene			2.777	2.504	2.521	2.569	2.438	2.556	2.554	2.500	2.537		2.551	3.67
34)	Carbon Tetrach...			3.555	3.479	3.449	3.252	3.169	3.388	3.375	3.032	2.912		3.290	6.57
35)	Cyclohexane			1.027	1.038	1.075	1.115	1.134	1.235	1.253	1.251	1.209		1.149	7.93
36)	Int 1,4-Difluorobenzene	----------					ISTD								
37)	1,2-dichloropr...			0.364	0.331	0.348	0.362	0.337	0.379	0.381	0.381	0.347		0.359	5.32
38)	Bromodichlorom...			1.225	1.065	1.069	1.162	1.149	1.190	1.134	1.062	0.976		1.114	6.98
39)	Trichloroethene			0.496	0.464	0.464	0.456	0.454	0.492	0.548	0.522	0.525		0.491	6.97
41)	1,4-Dioxane				0.149	0.170	0.198	0.200	0.228	0.230	0.222	0.215		0.202	14.34
43)	Heptane			0.432	0.391	0.412	0.501	0.474	0.493	0.495	0.455	0.398		0.450	9.63
44)	cis-1,3-Dichlo...			0.588	0.519	0.517	0.578	0.596	0.674	0.681	0.665	0.640		0.606	10.35
45)	4-Methyl-2-pen...			0.653	0.609	0.663	0.771	0.747	0.810	0.776	0.671	0.594		0.699	11.21
46)	trans-1,3-Dich...			0.571	0.508	0.570	0.654	0.611	0.655	0.613	0.565	0.517		0.585	9.05

Method Path : H:\AIR2019\CHEM24\METHODS\
Method File : 24AIR_0320.M
Title : VOA Standards for 5 point calibration

47)	1,1,2-Trichlor...	0.473	0.405	0.434	0.463	0.424	0.461	0.455	0.437	0.422		0.442	5.18
48)	Toluene	1.075	0.948	0.885	1.065	1.014	1.151	1.139	1.155	1.078		1.056	8.80
49)	Dibromochlorom...	1.145	1.049	0.991	1.074	1.081	1.180	1.114	1.127	1.079		1.093	5.10
50)	2-Hexanone(MBK)		0.538	0.551	0.648	0.710	0.882	0.833	0.781	0.717		0.707	17.57
51)	1,2-Dibromoeth...	0.871	0.768	0.744	0.814	0.801	0.854	0.865	0.864	0.824		0.823	5.51
52)	Tetrachloroethene	0.719	0.654	0.603	0.680	0.646	0.770	0.736	0.721	0.687		0.691	7.45
53)	Int Chlorobenzene-d5	----------ISTD----------											
54)	1,1,1,2-Tetrac...	1.008	1.065	1.006	1.068	0.947	1.102	1.015	0.964	0.922		1.011	5.92
55)	Chlorobenzene	1.710	1.573	1.594	1.616	1.463	1.718	1.639	1.644	1.585		1.616	4.76
56)	Ethylbenzene	2.417	2.557	2.433	2.651	2.344	2.752	2.689	2.397	2.261		2.500	6.76
57)	m,p-Xylene	1.655	1.710	1.908	1.679	1.814	2.095	2.096	1.977	1.797		1.859	9.13
58)	Bromoform	1.741	1.773	1.908	1.937	1.873	2.183	2.041	2.132	2.065		1.961	7.87
59)	Styrene		0.900	1.135	1.258	1.271	1.430	1.351	1.355	1.532		1.279	15.15
60)	1,1,2,2-Tetrac...	1.818	1.771	1.753	1.802	1.723	2.001	1.821	1.700	1.620		1.779	5.92
61)	o-Xylene		1.727	1.750	2.014	2.042	2.481	2.231	2.209	2.132		2.073	12.11
62)	Surr% Bromofluorob...	1.317	1.379	1.376	1.410	1.372	1.438	1.458	1.480	1.455		1.409	3.74
64)	Isopropylbenzene	1.878	1.990	2.177	2.338	2.502	2.864	2.743	2.713	2.542		2.416	14.29
66)	4-Ethyltoluene	2.064	2.041	2.507	2.573	2.627	2.930	2.734	2.580	2.514		2.508	11.53
67)	1,3,5-Trimethy...	1.767	1.975	2.071	2.393	2.115	2.405	2.350	2.314	2.143		2.170	9.94
68)	1,2,4-Trimethy...	1.480	1.675	1.969	2.193	2.117	2.464	2.269	2.119	1.969		2.028	14.83
70)	Benzyl chloride	1.447	1.387	1.313	1.672	1.751	2.099	2.196	1.963	1.857		1.743	18.12
71)	1,3-Dichlorobe...	1.609	1.578	1.761	1.792	1.479	1.766	1.705	1.542	1.445		1.631	7.97
72)	1,4-Dichlorobe...	1.379	1.543	1.601	1.549	1.433	1.671	1.700	1.775	1.606		1.584	7.92
73)	sec-Butylbenzene	2.432	2.510	2.713	3.003	2.798	3.411	3.260	2.834	2.581		2.838	11.75
74)	4-Isopropyltol...	1.711	1.779	2.130	2.357	2.220	2.746	2.720	2.424	2.299		2.265	15.89
75)	1,2-Dichlorobe...	1.500	1.575	1.572	1.627	1.561	1.783	1.512	1.454	1.317		1.545	8.21
76)	n-Butylbenzene	1.815	1.618	1.941	2.202	2.217	2.428	2.182	1.982	1.765		2.017	12.88
77)	q 1,2,4-Trichlor...		0.516	0.651	0.958	1.846	4.934	10.43	24.80	40.11		Coef	0.991
79)	Hexachlorobuta...	1.340	1.241	1.240	1.239	1.134	1.407	1.325	0.968	0.749		1.182	17.47
80)	int Bromochloromethane...	----------ISTD----------											
81)	1,2-Dichlorote...	4.981	4.515	4.364	4.385	4.276	4.126	4.202	4.223			4.384	6.17
82)	Vinyl Chloride...	1.436	1.345	1.250	1.163	1.032	1.149	1.156	1.126			1.207	10.77
83)	Bromomethane(sim)	2.073	1.901	1.811	1.752	1.671	1.637	1.625	1.703			1.772	8.65
84)	Trichlorofluor...	6.591	6.288	5.916	5.611	5.258	4.956	4.768	4.619			5.501	13.15
85)	1,1,1-Trichlor...	4.049	3.742	3.365	3.303	3.313	3.219	3.077	3.161			3.404	9.62
86)	Carbon Tetrach...	4.353	3.914	3.779	3.409	3.449	3.252	3.165	3.387		5.353	3.784	18.40
87)	1,1-Dichloroet...	3.089	2.983	2.628	2.510	2.430	2.412	2.269	2.434		3.708	2.718	16.95
88)	Trichlorotrifl...	4.430	3.966	3.780	3.511	3.357	3.125	2.859	2.968		5.184	3.687	20.43
89)	Trans-1,2-Dich...	2.297	2.046	1.942	1.849	1.768	1.750	1.723	1.831		2.747	1.995	16.77
90)	1,1-Dichloroet...	2.889	2.718	2.425	2.148	2.077	1.935	1.913	2.175		3.485	2.418	21.62
91)	Cis-1,2-Dichlo...	2.082	1.905	1.765	1.635	1.667	1.767	1.686	1.941		2.591	1.893	15.83
92)	Chloroform(sim)	3.750	3.404	3.021	2.797	2.811	2.906	2.629	2.962		4.429	3.190	18.10
93)	1,2-Dichloroet...	2.779	2.548	2.430	2.320	2.193	2.199	2.211	2.298		3.522	2.500	17.16
94)	int 1,4-Difluorobenzen...	----------ISTD----------											
95)	1,2-dichloropr...	0.462	0.425	0.394	0.362	0.375	0.392	0.374	0.416		0.562	0.418	14.86
96)	Bromodichlorom...	1.290	1.194	1.185	1.065	1.069	1.162	1.149	1.190		1.619	1.214	13.73
97)	Trichloroethen...	0.646	0.600	0.561	0.502	0.490	0.513	0.491	0.541		0.824	0.574	18.72
98)	1,4-Dioxane(sim)	0.229	0.202	0.192	0.149	0.170	0.198	0.200	0.228			0.196	13.69
99)	cis-1,3-Dichlo...	0.724	0.647	0.605	0.546	0.564	0.630	0.667	0.735		0.882	0.667	15.44

Method Path : H:\AIR2019\CHEM24\METHODS\
Method File : 24AIR_0320.M
Title : VOA Standards for 5 point calibration

100)	1,1,2-Trichlor...	0.602	0.555	0.534	0.405	0.434	0.463	0.424	0.461		0.748	0.514	21.37
101)	Dibromochlorom...	1.359	1.253	1.183	1.081	1.022	1.127	1.114	1.212		1.508	1.207	12.49
102)	1,2-Dibromoeth...	1.049	0.997	0.932	0.768	0.744	0.814	0.801	0.854		1.242	0.911	17.74
103)	Tetrachloroeth...	0.899	0.776	0.775	0.697	0.665	0.728	0.704	0.813	0.776	1.037	0.787	14.02
104)	int Chlorobenzene-d5(sim)	----------ISTD----------											
105)	Bromoform(sim)	2.101	1.904	1.798	1.892	1.966	1.972	1.932	2.030		2.490	2.010	9.93
106)	1,1,1,2-Tetrac...	1.400	1.257	1.128	1.085	1.000	1.068	0.947	1.016		1.540	1.160	17.20
107)	m,p-Xylene(sim)	2.229	1.947	1.869	1.949	2.116	2.291	1.980	2.075			2.057	7.19
108)	1,1,2,2-Tetrac...	2.344	2.064	1.933	1.771	1.753	1.802	1.723	1.846		2.680	1.991	16.29
111)	Benzyl chlorid...	1.589	1.370	1.542	1.420	1.380	1.761	1.827	2.139		1.925	1.662	16.16
112)	1,3-Dichlorobe...	2.053	1.880	1.857	1.578	1.761	1.792	1.479	1.811		2.767	1.886	19.61
113)	1,4-Dichlorobe...	1.871	1.778	1.624	1.742	1.783	1.753	1.632	1.723		2.448	1.817	13.66
114)	sec-Butylbenze...	2.797	2.685	2.608	2.510	2.713	3.003	2.798	3.379			2.811	9.67
115)	4-Isopropyltol...	1.956	1.892	1.908	1.948	2.373	2.589	2.437	2.703			2.226	15.08
116)	1,2-Dichlorobe...	1.951	1.784	1.808	1.575	1.572	1.625	1.561	1.645		2.479	1.778	16.56
117)	n-Butylbenzene...	1.938	1.732	1.915	1.834	2.138	2.384	2.427	2.394			2.095	13.27
118)	1,2,4-Trichlor...	0.614	0.597	0.528	0.405	0.499	0.627	0.685				0.565	16.64
119)	Hexachlorobuta...	1.734	1.590	1.459	1.357	1.355	1.338	1.222	1.387		2.305	1.528	21.51

(#,$,@)=Out of Range l=linear lf=linear(0,0) q=Quadratic qf=Quadratic(0,0)

6B
AIR INITIAL CALIBRATION DATA

Lab Name: Phoenix Environmental Labs | Client: NETC

Lab Code: Phoenix | SDG No.: GCC81347

Instrument ID: CHEM24 | Calibration Date From: 03/21/19 02:03

Heated Purge (Y/N): Y | Calibration Date Thru: 03/21/19 06:17

GC Column: | Method File: 24AIR_0320.M

Laboratory File Ids

RRF1 0320_04.D RRF2 0320_05.D RRF3 0320_06.D RRF4 0320_07.D RRF5 0320_08.D RRF6 0320_09.D
RRF7 0320_10.D RRF8 0320_11.D RRF9 0320_12.D RRF10 0320_13.D RRF11 0320_14.D RRF12 0320_15.D

COMPOUND	RRF1 0.02	RRF2 0.035	RRF3 0.05	RRF4 0.1	RRF5 0.2	RRF6 0.5	RRF7 1	RRF8 2.5	RRF9 5	RRF10 10	RRF11 25	RRF12 40	__ RRF	% RSD
Propylene					0.969	0.786	0.848	0.930	1.006	0.997	0.976	0.883	0.924	8.52
Dichlorodifluoromethane				5.143	4.728	4.397	4.933	5.070	5.289	4.727	3.717	3.256	4.585	14.96
Chloromethane					0.415	0.332	0.358	0.340	0.337	0.317	0.265	0.224	0.323	17.87
1,2-Dichlorotetrafluoroethane				4.107	4.127	3.968	3.847	3.940	4.040	3.729	2.880	2.569	3.690	15.35
Vinyl Chloride				1.141	1.163	1.032	1.149	1.156	1.126	1.033	0.858	0.843	1.056	11.98
1,3-Butadiene				0.630	0.654	0.601	0.675	0.669	0.694	0.629	0.512	0.495	0.618	11.42
Bromomethane				1.827	1.745	1.679	1.550	1.556	1.601	1.477	1.355	1.230	1.558	12.00
Chloroethane				0.540	0.524	0.530	0.501	0.469	0.523	0.462	0.459	0.425	0.492	8.13
Ethanol							0.426	0.358	0.394	0.332	0.271	0.236	0.336	21.54
Acetone							1.802	1.685	1.903	1.619	1.420	1.284	1.619	14.36
Trichlorofluoromethane				5.465	5.611	5.258	4.956	4.768	4.619	4.242	3.301	3.071	4.588	19.66
Isopropylalcohol					1.804	1.616	1.735	1.544	1.846	1.664	1.391	1.290	1.611	12.11
Acrylonitrile					0.526	0.484	0.513	0.493	0.574	0.534	0.516	0.499	0.517	5.47
1,1-Dichloroethene				2.537	2.338	2.271	2.198	2.105	2.322	2.004	1.794	1.596	2.129	13.74
Methylene Chloride					1.859	1.648	1.360	1.237	1.377	1.301	1.113	1.061	1.369	19.52
Carbon Disulfide					3.972	3.700	3.624	3.459	3.835	3.409	3.121	2.852	3.497	10.61
Trichlorotrifluoroethane				3.676	3.564	3.357	3.132	2.859	2.969	2.758	2.385	2.303	3.000	16.09
Trans-1,2-Dichloroethene				1.684	1.696	1.630	1.598	1.577	1.716	1.580	1.476	1.398	1.595	6.55
1,1-Dichloroethane				2.262	2.148	2.077	1.935	1.913	2.175	2.082	1.951	1.820	2.040	7.06
Methyl tert-butyl ether(MTBE)					2.920	2.638	2.562	2.556	2.842	2.569	2.389	2.263	2.592	8.31
Methyl Ethyl Ketone					1.808	1.648	1.790	1.763	2.229	2.109	2.065	2.048	1.933	10.64
Cis-1,2-Dichloroethene				1.723	1.462	1.544	1.625	1.544	1.797	1.790	1.674	1.543	1.633	7.33
Hexane					1.256	1.132	1.155	1.194	1.703	1.682	1.557	1.482	1.395	17.08
Chloroform				2.732	2.797	2.811	2.906	2.629	2.962	2.856	2.694	2.433	2.758	5.79
Ethyl acetate					2.305	2.226	2.153	2.058	2.218	2.102	1.795	1.770	2.078	9.52
Tetrahydrofuran					0.847	0.805	0.764	0.719	0.830	0.784	0.738	0.697	0.773	6.92
1,2-Dichloroethane				2.275	2.065	2.009	1.982	2.037	2.122	2.048	1.893	1.817	2.028	6.45

(#) The maximum %RSD was not met for this compound

6B
AIR INITIAL CALIBRATION DATA

Lab Name: Phoenix Environmental Labs | Client: NETC

Lab Code: Phoenix | SDG No.: GCC81347

Instrument ID: CHEM24 | Calibration Date From: 03/21/19 02:03

Heated Purge (Y/N): Y | Calibration Date Thru: 03/21/19 06:17

GC Column: | Method File: 24AIR_0320.M

Laboratory File Ids

RRF1 0320_04.D RRF2 0320_05.D RRF3 0320_06.D RRF4 0320_07.D RRF5 0320_08.D RRF6 0320_09.D
RRF7 0320_10.D RRF8 0320_11.D RRF9 0320_12.D RRF10 0320_13.D RRF11 0320_14.D RRF12 0320_15.D

COMPOUND	RRF1 0.02	RRF2 0.035	RRF3 0.05	RRF4 0.1	RRF5 0.2	RRF6 0.5	RRF7 1	RRF8 2.5	RRF9 5	RRF10 10	RRF11 25	RRF12 40	__ RRF	% RSD
1,1,1-Trichloroethane				3.142	3.027	2.992	2.915	2.836	2.918	2.810	2.514	2.449	2.845	8.06
Benzene				2.777	2.504	2.521	2.569	2.438	2.556	2.554	2.500	2.537	2.551	3.67
Carbon Tetrachloride				3.555	3.479	3.449	3.252	3.169	3.388	3.375	3.032	2.912	3.290	6.57
Cyclohexane				1.027	1.038	1.075	1.115	1.134	1.235	1.253	1.251	1.209	1.149	7.93
1,2-dichloropropane				0.364	0.331	0.348	0.362	0.337	0.379	0.381	0.381	0.347	0.359	5.32
Bromodichloromethane				1.225	1.065	1.069	1.162	1.149	1.190	1.134	1.062	0.976	1.114	6.98
Trichloroethene				0.496	0.464	0.464	0.456	0.454	0.492	0.548	0.522	0.525	0.491	6.97
1,4-Dioxane					0.149	0.170	0.198	0.200	0.228	0.230	0.222	0.215	0.202	14.34
Heptane				0.432	0.391	0.412	0.501	0.474	0.493	0.495	0.455	0.398	0.450	9.63
cis-1,3-Dichloropropene				0.588	0.519	0.517	0.578	0.596	0.674	0.681	0.665	0.640	0.606	10.35
4-Methyl-2-pentanone(MIBK)				0.653	0.609	0.663	0.771	0.747	0.810	0.776	0.671	0.594	0.699	11.21
trans-1,3-Dichloropropene				0.571	0.508	0.570	0.654	0.611	0.655	0.613	0.565	0.517	0.585	9.05
1,1,2-Trichloroethane				0.473	0.405	0.434	0.463	0.424	0.461	0.455	0.437	0.422	0.442	5.18
Toluene				1.075	0.948	0.885	1.065	1.014	1.151	1.139	1.155	1.078	1.056	8.80
Dibromochloromethane				1.145	1.049	0.991	1.074	1.081	1.180	1.114	1.127	1.079	1.093	5.10
2-Hexanone(MBK)					0.538	0.551	0.648	0.710	0.882	0.833	0.781	0.717	0.707	17.57
1,2-Dibromoethane(EDB)				0.871	0.768	0.744	0.814	0.801	0.854	0.865	0.864	0.824	0.823	5.51
Tetrachloroethene				0.719	0.654	0.603	0.680	0.646	0.770	0.736	0.721	0.687	0.691	7.45
1,1,1,2-Tetrachloroethane				1.008	1.065	1.006	1.068	0.947	1.102	1.015	0.964	0.922	1.011	5.92
Chlorobenzene				1.710	1.573	1.594	1.616	1.463	1.718	1.639	1.644	1.585	1.616	4.76
Ethylbenzene				2.417	2.557	2.433	2.651	2.344	2.752	2.689	2.397	2.261	2.500	6.76
m,p-Xylene				1.655	1.710	1.908	1.679	1.814	2.095	2.096	1.977	1.797	1.859	9.13
Bromoform				1.741	1.773	1.908	1.937	1.873	2.183	2.041	2.132	2.065	1.961	7.87
Styrene					0.900	1.135	1.258	1.271	1.430	1.351	1.355	1.532	1.279	15.15
1,1,2,2-Tetrachloroethane				1.818	1.771	1.753	1.802	1.723	2.001	1.821	1.700	1.620	1.779	5.92
o-Xylene					1.727	1.750	2.014	2.042	2.481	2.231	2.209	2.132	2.073	12.11
Isopropylbenzene				1.878	1.990	2.177	2.338	2.502	2.864	2.743	2.713	2.542	2.416	14.29

(#) The maximum %RSD was not met for this compound

Lab Name: Phoenix Environmental Labs | Client: NETC

Lab Code: Phoenix | SDG No.: GCC81347

Instrument ID: CHEM24 | Calibration Date From: 03/21/19 02:03

Heated Purge (Y/N): Y | Calibration Date Thru: 03/21/19 06:17

GC Column: | Method File: 24AIR_0320.M

Laboratory File Ids

RRF1 0320_04.D RRF2 0320_05.D RRF3 0320_06.D RRF4 0320_07.D RRF5 0320_08.D RRF6 0320_09.D
RRF7 0320_10.D RRF8 0320_11.D RRF9 0320_12.D RRF10 0320_13.D RRF11 0320_14.D RRF12 0320_15.D

COMPOUND	RRF1 0.02	RRF2 0.035	RRF3 0.05	RRF4 0.1	RRF5 0.2	RRF6 0.5	RRF7 1	RRF8 2.5	RRF9 5	RRF10 10	RRF11 25	RRF12 40	__ RRF	% RSD
4-Ethyltoluene				2.064	2.041	2.507	2.573	2.627	2.930	2.734	2.580	2.514	2.508	11.53
1,3,5-Trimethylbenzene				1.767	1.975	2.071	2.393	2.115	2.405	2.350	2.314	2.143	2.170	9.94
1,2,4-Trimethylbenzene				1.480	1.675	1.969	2.193	2.117	2.464	2.269	2.119	1.969	2.028	14.83
Benzyl chloride				1.447	1.387	1.313	1.672	1.751	2.099	2.196	1.963	1.857	1.743	18.12
1,3-Dichlorobenzene				1.609	1.578	1.761	1.792	1.479	1.766	1.705	1.542	1.445	1.631	7.97
1,4-Dichlorobenzene				1.379	1.543	1.601	1.549	1.433	1.671	1.700	1.775	1.606	1.584	7.92
sec-Butylbenzene				2.432	2.510	2.713	3.003	2.798	3.411	3.260	2.834	2.581	2.838	11.75
4-Isopropyltoluene				1.711	1.779	2.130	2.357	2.220	2.746	2.720	2.424	2.299	2.265	15.89
1,2-Dichlorobenzene				1.500	1.575	1.572	1.627	1.561	1.783	1.512	1.454	1.317	1.545	8.21
n-Butylbenzene				1.815	1.618	1.941	2.202	2.217	2.428	2.182	1.982	1.765	2.017	12.88
1,2,4-Trichlorobenzene					0.516	0.651	0.958	1.846	4.934	10.430	24.800	40.110	0.000	0.99
Hexachlorobutadiene				1.340	1.241	1.240	1.239	1.134	1.407	1.325	0.968	0.749	1.182	17.47
1,2-Dichlorotetrafluoroethane(sim)		4.981	4.515	4.364	4.385	4.276	4.126	4.202	4.223				4.384	6.17
Vinyl Chloride(sim)		1.436	1.345	1.250	1.163	1.032	1.149	1.156	1.126				1.207	10.77
Bromomethane(sim)		2.073	1.901	1.811	1.752	1.671	1.637	1.625	1.703				1.772	8.65
Trichlorofluoromethane(sim)		6.591	6.288	5.916	5.611	5.258	4.956	4.768	4.619				5.501	13.15
1,1,1-Trichloroethane(sim)		4.049	3.742	3.365	3.303	3.313	3.219	3.077	3.161				3.404	9.62
Carbon Tetrachloride(sim)	5.353	4.353	3.914	3.779	3.409	3.449	3.252	3.165	3.387				3.784	18.40
1,1-Dichloroethene(sim)	3.708	3.089	2.983	2.628	2.510	2.430	2.412	2.269	2.434				2.718	16.95
Trichlorotrifluoroethane(sim)	5.184	4.430	3.966	3.780	3.511	3.357	3.125	2.859	2.968				3.687	20.43
Trans-1,2-Dichloroethene(sim)	2.747	2.297	2.046	1.942	1.849	1.768	1.750	1.723	1.831				1.995	16.77
1,1-Dichloroethane(sim)	3.485	2.889	2.718	2.425	2.148	2.077	1.935	1.913	2.175				2.418	21.62
Cis-1,2-Dichloroethene(sim)	2.591	2.082	1.905	1.765	1.635	1.667	1.767	1.686	1.941				1.893	15.83
Chloroform(sim)	4.429	3.750	3.404	3.021	2.797	2.811	2.906	2.629	2.962				3.190	18.10
1,2-Dichloroethane(sim)	3.522	2.779	2.548	2.430	2.320	2.193	2.199	2.211	2.298				2.500	17.16
1,2-dichloropropane(sim)	0.562	0.462	0.425	0.394	0.362	0.375	0.392	0.374	0.416				0.418	14.86
Bromodichloromethane(sim)	1.619	1.290	1.194	1.185	1.065	1.069	1.162	1.149	1.190				1.214	13.73

(#) The maximum %RSD was not met for this compound

6B
AIR INITIAL CALIBRATION DATA

Lab Name: Phoenix Environmental Labs | Client: NETC

Lab Code: Phoenix | SDG No.: GCC81347

Instrument ID: CHEM24 | Calibration Date From: 03/21/19 02:03

Heated Purge (Y/N): Y | Calibration Date Thru: 03/21/19 06:17

GC Column: | Method File: 24AIR_0320.M

Laboratory File Ids

RRF1 0320_04.D RRF2 0320_05.D RRF3 0320_06.D RRF4 0320_07.D RRF5 0320_08.D RRF6 0320_09.D
RRF7 0320_10.D RRF8 0320_11.D RRF9 0320_12.D RRF10 0320_13.D RRF11 0320_14.D RRF12 0320_15.D

COMPOUND	RRF1 0.02	RRF2 0.035	RRF3 0.05	RRF4 0.1	RRF5 0.2	RRF6 0.5	RRF7 1	RRF8 2.5	RRF9 5	RRF10 10	RRF11 25	RRF12 40	__ RRF	% RSD
Trichloroethene(sim)	0.824	0.646	0.600	0.561	0.502	0.490	0.513	0.491	0.541				0.574	18.72
1,4-Dioxane(sim)		0.229	0.202	0.192	0.149	0.170	0.198	0.200	0.228				0.196	13.69
cis-1,3-Dichloropropene(sim)	0.882	0.724	0.647	0.605	0.546	0.564	0.630	0.667	0.735				0.667	15.44
1,1,2-Trichloroethane(sim)	0.748	0.602	0.555	0.534	0.405	0.434	0.463	0.424	0.461				0.514	21.37
Dibromochloromethane(sim)	1.508	1.359	1.253	1.183	1.081	1.022	1.127	1.114	1.212				1.207	12.49
1,2-Dibromoethane(EDB)(sim)	1.242	1.049	0.997	0.932	0.768	0.744	0.814	0.801	0.854				0.911	17.74
Tetrachloroethene(sim)	1.037	0.899	0.776	0.775	0.697	0.665	0.728	0.704	0.813	0.776			0.787	14.02
Bromoform(sim)	2.490	2.101	1.904	1.798	1.892	1.966	1.972	1.932	2.030				2.010	9.93
1,1,1,2-Tetrachloroethane(sim)	1.540	1.400	1.257	1.128	1.085	1.000	1.068	0.947	1.016				1.160	17.20
m,p-Xylene(sim)		2.229	1.947	1.869	1.949	2.116	2.291	1.980	2.075				2.057	7.19
1,1,2,2-Tetrachloroethane(sim)	2.680	2.344	2.064	1.933	1.771	1.753	1.802	1.723	1.846				1.991	16.29
Benzyl chloride(sim)	1.925	1.589	1.370	1.542	1.420	1.380	1.761	1.827	2.139				1.662	16.16
1,3-Dichlorobenzene(sim)	2.767	2.053	1.880	1.857	1.578	1.761	1.792	1.479	1.811				1.886	19.61
1,4-Dichlorobenzene(sim)	2.448	1.871	1.778	1.624	1.742	1.783	1.753	1.632	1.723				1.817	13.66
sec-Butylbenzene(sim)		2.797	2.685	2.608	2.510	2.713	3.003	2.798	3.379				2.811	9.67
4-Isopropyltoluene(sim)		1.956	1.892	1.908	1.948	2.373	2.589	2.437	2.703				2.226	15.08
1,2-Dichlorobenzene(sim)	2.479	1.951	1.784	1.808	1.575	1.572	1.625	1.561	1.645				1.778	16.56
n-Butylbenzene(sim)		1.938	1.732	1.915	1.834	2.138	2.384	2.427	2.394				2.095	13.27
1,2,4-Trichlorobenzene(sim)		0.614	0.597	0.528	0.405	0.499	0.627	0.685					0.565	16.64
Hexachlorobutadiene(sim)	2.305	1.734	1.590	1.459	1.357	1.355	1.338	1.222	1.387				1.528	21.51
% Bromofluorobenzene				1.317	1.379	1.376	1.410	1.372	1.438	1.458	1.480	1.455	1.409	3.74

(#) The maximum %RSD was not met for this compound

Quantitation Report (RF) (QT Reviewed)

Data Path : H:\AIR2019\CHEM24\03MAR\20\
Data File : 0320_04.D
Acq On : 20 Mar 2019 11:50 pm
Operator : Keith
Client ID : ICAL 0.02
Lab ID : 0.02 ppbV
ALS Vial : 3 Sample Multiplier: 1

Quant Time: Mar 21 01:40:47 2019
Quant Method : H:\AIR2019\CHEM24\METHODS\24AIR_0320.M
Quant Title : VOA Standards for 5 point calibration
QLast Update : Thu Mar 21 01:38:04 2019
Response via : Initial Calibration

Compound	R.T.	QIon	Response	Conc	Units		Dev(Min)
Internal Standards							
1) Bromochloromethane	5.586	130	230986	10.000	ng		0.00
36) 1,4-Difluorobenzene	7.501	114	622641	10.000	ng		0.00
53) Chlorobenzene-d5	11.051	82	339917	10.000	ng		0.00
80) Bromochloromethane(sim)	5.586	130	230986	10.000	ng		0.00
94) 1,4-Difluorobenzene(sim)	7.501	114	622606	10.000	ng		0.00
104) Chlorobenzene-d5(sim)	11.051	82	339917	10.000	ng	#	0.00
System Monitoring Compounds							
62) % Bromofluorobenzene	12.531	95	447855	0.000	ppbv		0.00
Spiked Amount 10.000	Range 70 - 130		Recovery = 0.00%#				
Target Compounds							Qvalue
2) Propylene	1.485	41	753	0.035	ppbv	#	65
3) Dichlorodifluoromethane	1.512	85	2999	0.028	ppbv	#	93
4) Chloromethane	1.663	52	244	0.033	ppbv	#	1
5) 1,2-Dichlorotetrafluor...	1.622	85	2623	0.031	ppbv	#	96
6) Vinyl Chloride	1.732	62	839	0.034	ppbv		86
7) 1,3-Butadiene	1.759	54	447	0.031	ppbv	#	1
8) Bromomethane	1.999	94	1695	0.047	ppbv	#	72
9) Chloroethane	2.115	64	454	0.040	ppbv	#	58
10) Ethanol	2.745	45	835	0.108	ppbv	#	77
12) Acetone	3.456	43	2735	0.073	ppbv	#	78
13) Trichlorofluoromethane	2.245	101	3422	0.032	ppbv	#	95
14) Isopropylalcohol	3.402	45	1348	0.036	ppbv	#	39
15) Acrylonitrile	4.481	53	196	0.016	ppbv	#	34
16) 1,1-Dichloroethene	2.718	61	1779	0.036	ppbv	#	89
17) Methylene Chloride	3.347	49	1714	0.054	ppbv	#	66
20) Carbon Disulfide	2.711	76	3577	0.044	ppbv	#	81
21) Trichlorotrifluoroethane	2.772	101	2470	0.036	ppbv		98
22) Trans-1,2-Dichloroethene	3.545	61	1131	0.031	ppbv	#	82
23) 1,1-Dichloroethane	4.374	63	588	0.012	ppbv	#	60
24) Methyl tert-butyl ethe...	3.785	73	2033	0.034	ppbv	#	65
25) Methyl Ethyl Ketone	6.289	43	1460	0.033	ppbv	#	57
26) Cis-1,2-Dichloroethene	5.291	61	1207	0.032	ppbv	#	62
27) Hexane	3.682	57	434	0.013	ppbv	#	1
28) Chloroform	5.781	83	1926	0.030	ppbv		87
29) Ethyl acetate	6.091	43	1638	0.034	ppbv	#	70
30) Tetrahydrofuran	6.026	42	361	0.020	ppbv	#	27
31) 1,2-Dichloroethane	6.864	62	1435	0.031	ppbv	#	66
32) 1,1,1-Trichloroethane	6.033	97	2130	0.032	ppbv	#	93
33) Benzene	6.583	78	2056	0.035	ppbv	#	95
34) Carbon Tetrachloride	5.918	117	2548	0.034	ppbv		81
35) Cyclohexane	5.558	56	385	0.015	ppbv	#	24
37) 1,2-dichloropropane	8.076	63	632	0.028	ppbv	#	64
38) Bromodichloromethane	8.206	83	2016	0.029	ppbv		82
39) Trichloroethene	7.419	130	1026	0.034	ppbv		86
41) 1,4-Dioxane	8.506	88	138	0.011	ppbv	#	87
43) Heptane	6.659	43	756	0.027	ppbv	#	27
44) cis-1,3-Dichloropropene	8.990	75	1028	0.027	ppbv	#	73
45) 4-Methyl-2-pentanone(M...	9.806	43	959	0.022	ppbv	#	74
46) trans-1,3-Dichloropropene	9.813	75	984	0.027	ppbv	#	68
47) 1,1,2-Trichloroethane	9.979	97	934	0.034	ppbv	#	84
48) Toluene	9.279	91	1641	0.025	ppbv	#	92
49) Dibromochloromethane	10.181	129	1724	0.025	ppbv	#	80
50) 2-Hexanone(MBK)	10.804	43	930	0.021	ppbv	#	37
51) 1,2-Dibromoethane(EDB)	10.419	107	1482	0.029	ppbv		92

Data Path : H:\AIR2019\CHEM24\03MAR\20\
Data File : 0320_04.D
Acq On : 20 Mar 2019 11:50 pm
Operator : Keith
Client ID : ICAL 0.02
Lab ID : 0.02 ppbV
ALS Vial : 3 Sample Multiplier: 1

Quant Time: Mar 21 01:40:47 2019
Quant Method : H:\AIR2019\CHEM24\METHODS\24AIR_0320.M
Quant Title : VOA Standards for 5 point calibration
QLast Update : Thu Mar 21 01:38:04 2019
Response via : Initial Calibration

	Compound	R.T.	QIon	Response	Conc	Units	Dev(Min)
52)	Tetrachloroethene	9.726	166	1117	0.026	ppbv#	84
54)	1,1,1,2-Tetrachloroethane	11.161	131	958	0.028	ppbv#	73
55)	Chlorobenzene	11.072	112	1563	0.028	ppbv#	1
56)	Ethylbenzene	11.147	91	2034	0.024	ppbv	81
57)	m,p-Xylene	11.333	91	3303	0.052	ppbv#	88
58)	Bromoform	11.888	173	1610	0.024	ppbv	95
59)	Styrene	11.895	104	804	0.018	ppbv#	79
60)	1,1,2,2-Tetrachloroethane	12.830	83	1580	0.026	ppbv#	94
61)	o-Xylene	11.834	91	1599	0.023	ppbv#	75
64)	Isopropylbenzene	12.226	105	1820	0.022	ppbv	93
66)	4-Ethyltoluene	12.869	105	1762	0.021	ppbv#	89
67)	1,3,5-Trimethylbenzene	12.979	105	1395	0.019	ppbv	96
68)	1,2,4-Trimethylbenzene	13.440	105	1361	0.020	ppbv	97
70)	Benzyl chloride	14.069	91	1282	0.022	ppbv#	88
71)	1,3-Dichlorobenzene	13.732	146	1561	0.028	ppbv	92
72)	1,4-Dichlorobenzene	13.822	146	1554	0.029	ppbv	95
73)	sec-Butylbenzene	13.550	105	2061	0.021	ppbv#	85
74)	4-Isopropyltoluene	13.712	119	1486	0.019	ppbv	100
75)	1,2-Dichlorobenzene	14.192	146	1420	0.027	ppbv	94
76)	n-Butylbenzene	14.101	91	1499	0.022	ppbv#	91
77)	1,2,4-Trichlorobenzene	15.342	180	382	0.000	ppbv#	72
79)	Hexachlorobutadiene	15.337	225	1450	0.036	ppbv	99
81]	1,2-Dichlorotetrafluor...	1.625	85	2887	0.029	ppbv	91
82]	Vinyl Chloride(sim)	1.735	62	855m	0.031	ppbv	99
83]	Bromomethane(sim)	2.002	94	1233	0.030	ppbv#	94
84]	Trichlorofluoromethane...	2.242	101	3699m	0.029	ppbv	94
85]	1,1,1-Trichloroethane(...	6.022	97	2332	0.030	ppbv#	96
86]	Carbon Tetrachloride(sim)	5.914	117	2473m	0.028	ppbv	89
87]	1,1-Dichloroethene(sim)	2.714	61	1713	0.027	ppbv	88
88]	Trichlorotrifluoroetha...	2.782	101	2395m	0.028	ppbv	92
89]	Trans-1,2-Dichloroethe...	3.548	61	1269	0.028	ppbv	87
90]	1,1-Dichloroethane(sim)	4.386	63	1610m	0.029	ppbv	60
91]	Cis-1,2-Dichloroethene...	5.286	61	1197	0.027	ppbv	89
92]	Chloroform(sim)	5.777	83	2046m	0.028	ppbv	100
93]	1,2-Dichloroethane(sim)	6.874	62	1627	0.028	ppbv#	91
95]	1,2-dichloropropane(sim)	8.072	63	700	0.027	ppbv#	58
96]	Bromodichloromethane(sim)	8.209	83	2016m	0.027	ppbv	92
97]	Trichloroethene(sim)	7.422	130	1026	0.029	ppbv#	65
98]	1,4-Dioxane(sim)	8.502	88	375m	0.031	ppbv	90
99]	cis-1,3-Dichloropropen...	9.000	75	1098	0.026	ppbv	97
100]	1,1,2-Trichloroethane(...	9.996	97	932m	0.029	ppbv	93
101]	Dibromochloromethane(sim)	10.184	129	1878	0.025	ppbv	99
102]	1,2-Dibromoethane(EDB)...	10.415	107	1546m	0.027	ppbv	88
103]	Tetrachloroethene(sim)	9.729	166	1291	0.026	ppbv	97
105]	Bromoform(sim)	11.891	173	1693	0.025	ppbv	93
106]	1,1,1,2-Tetrachloroeth...	11.178	131	1047m	0.027	ppbv	88
107]	m,p-Xylene(sim)	11.336	91	3411	0.049	ppbv#	79
108]	1,1,2,2-Tetrachloroeth...	12.826	83	1822m	0.027	ppbv	96
111]	Benzyl chloride(sim)	14.065	91	1309	0.023	ppbv	97
112]	1,3-Dichlorobenzene(sim)	13.735	146	1881m	0.029	ppbv	97
113]	1,4-Dichlorobenzene(sim)	13.825	146	1664	0.027	ppbv	99
114]	sec-Butylbenzene(sim)	13.553	105	2195m	0.023	ppbv	84
115]	4-Isopropyltoluene(sim)	13.715	119	1781	0.024	ppbv#	94
116]	1,2-Dichlorobenzene(sim)	14.195	146	1685m	0.028	ppbv	93
117]	n-Butylbenzene(sim)	14.104	91	1657	0.023	ppbv	92
118]	1,2,4-Trichlorobenzene...	15.340	180	657m	0.034	ppbv	73
119]	Hexachlorobutadiene(sim)	15.335	225	1567	0.030	ppbv	98

Data Path : H:\AIR2019\CHEM24\03MAR\20\
Data File : 0320_04.D
Acq On : 20 Mar 2019 11:50 pm
Operator : Keith
Client ID : ICAL 0.02
Lab ID : 0.02 ppbV
ALS Vial : 3 Sample Multiplier: 1

Quant Time: Mar 21 01:40:47 2019
Quant Method : H:\AIR2019\CHEM24\METHODS\24AIR_0320.M
Quant Title : VOA Standards for 5 point calibration
QLast Update : Thu Mar 21 01:38:04 2019
Response via : Initial Calibration

Compound	R.T.	QIon	Response	Conc	Units	Dev(Min)

(#)out of range (m)manual integration reviewed by analyst (+)signals summed

Data Path : H:\AIR2019\CHEM24\03MAR\20\
Data File : 0320_04.D
Acq On : 20 Mar 2019 11:50 pm
Operator : Keith
Client ID : ICAL 0.02
Lab ID : 0.02 ppbV
ALS Vial : 3 Sample Multiplier: 1

Quant Time: Mar 21 01:40:47 2019
Quant Method : H:\AIR2019\CHEM24\METHODS\24AIR_0320.M
Quant Title : VOA Standards for 5 point calibration
QLast Update : Thu Mar 21 01:38:04 2019
Response via : Initial Calibration

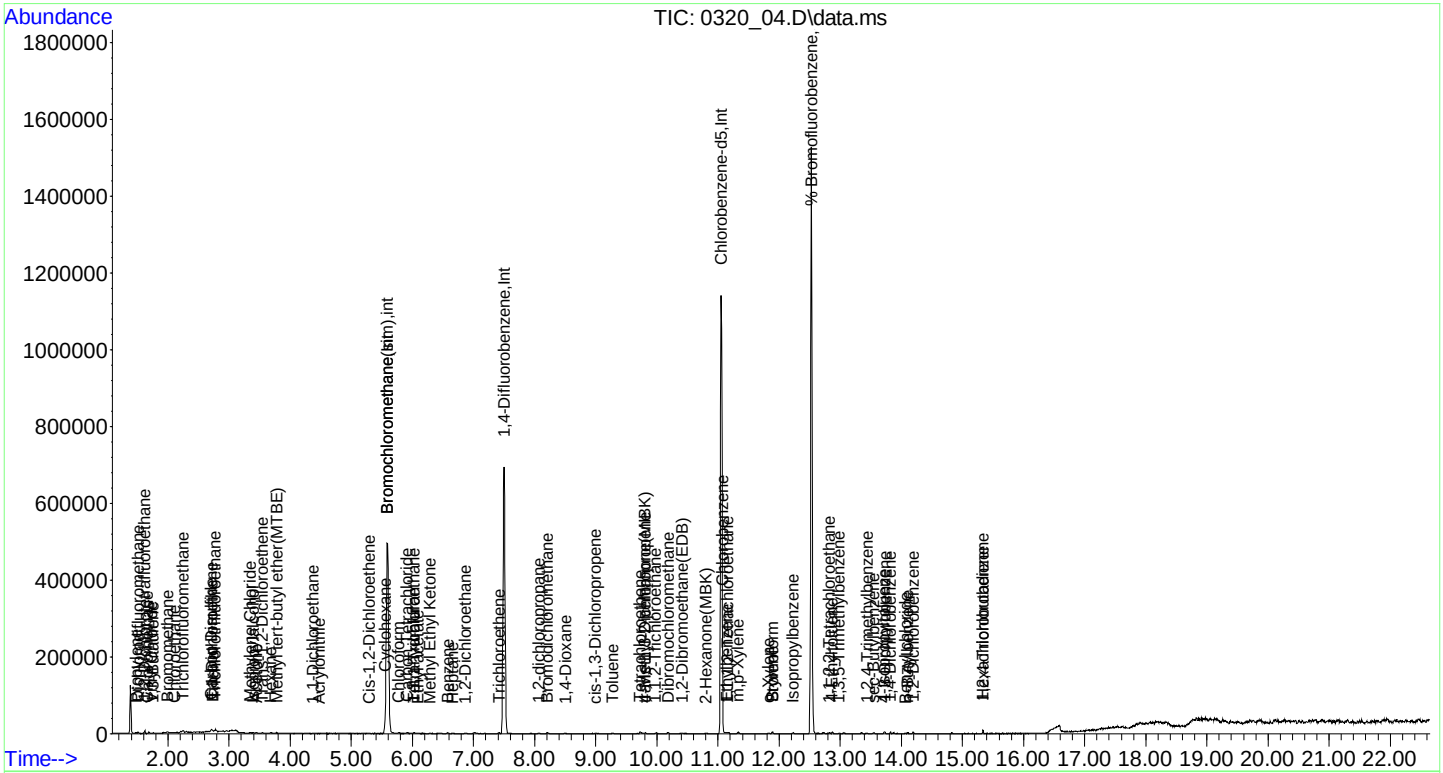

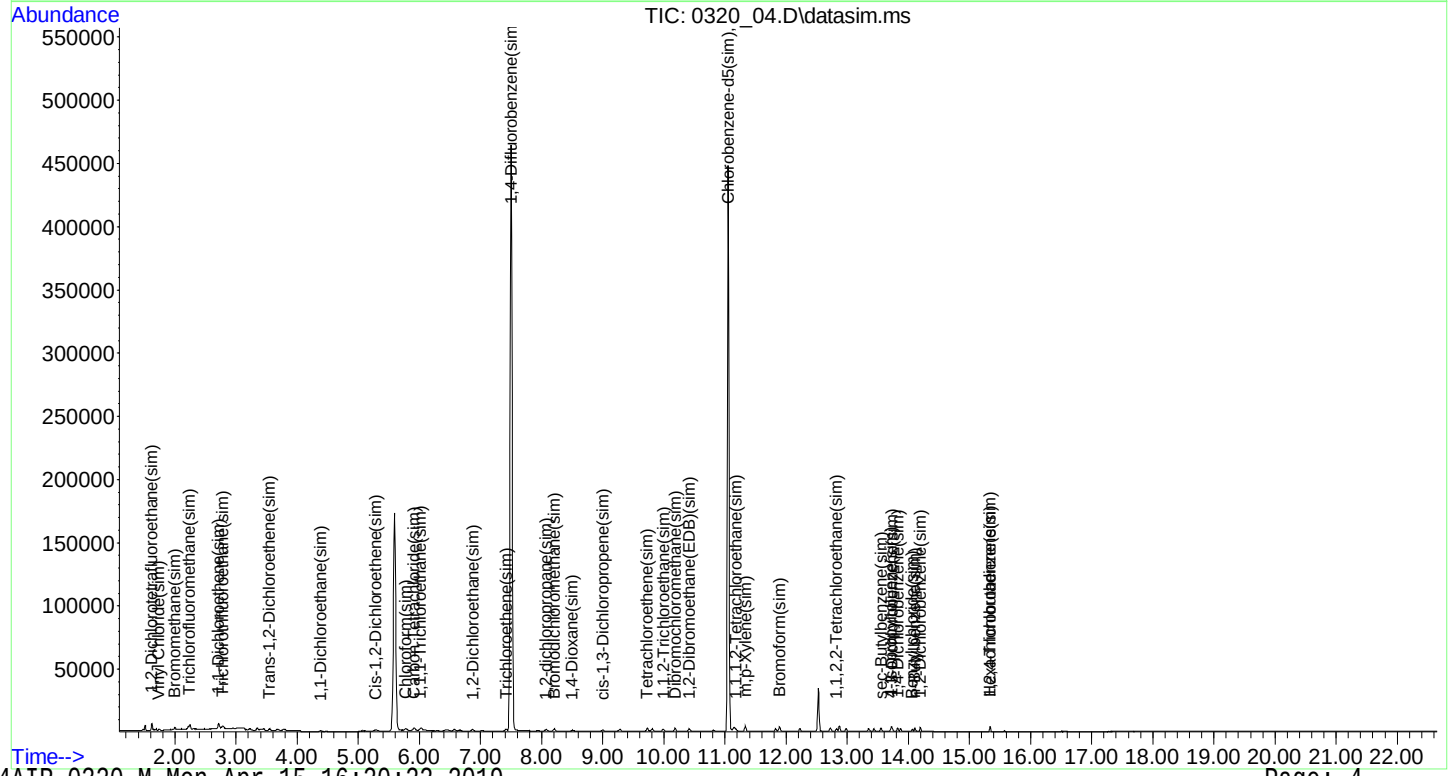

Quantitation Report (RF) (QT Reviewed)

Data Path : H:\AIR2019\CHEM24\03MAR\20\
Data File : 0320_05.D
Acq On : 21 Mar 2019 12:23 am
Operator : Keith
Client ID : ICAL 0.035
Lab ID : 0.035 ppbV
ALS Vial : 4 Sample Multiplier: 1

Quant Time: Mar 21 01:43:57 2019
Quant Method : H:\AIR2019\CHEM24\METHODS\24AIR_0320.M
Quant Title : VOA Standards for 5 point calibration
QLast Update : Thu Mar 21 01:41:04 2019
Response via : Initial Calibration

Compound	R.T.	QIon	Response	Conc	Units		Dev(Min)
Internal Standards							
1) Bromochloromethane	5.594	130	229027	10.000	ng		0.00
36) 1,4-Difluorobenzene	7.501	114	605610	10.000	ng		0.00
53) Chlorobenzene-d5	11.052	82	320254	10.000	ng		0.00
80) Bromochloromethane(sim)	5.594	130	229027	10.000	ng		0.00
94) 1,4-Difluorobenzene(sim)	7.501	114	605610	10.000	ng		0.00
104) Chlorobenzene-d5(sim)	11.052	82	320254	10.000	ng	#	0.00
System Monitoring Compounds							
62) % Bromofluorobenzene	12.525	95	415887	0.000	ppbv		0.00
Spiked Amount 10.000	Range 70 - 130		Recovery = 0.00%#				
Target Compounds							Qvalue
2) Propylene	1.478	41	1143	0.054	ppbv		89
3) Dichlorodifluoromethane	1.513	85	4533	0.043	ppbv#		96
4) Chloromethane	1.657	52	314	0.042	ppbv#		1
5) 1,2-Dichlorotetrafluor...	1.622	85	3830	0.045	ppbv		94
6) Vinyl Chloride	1.732	62	969	0.040	ppbv		81
7) 1,3-Butadiene	1.759	54	563	0.040	ppbv#		15
8) Bromomethane	1.999	94	1589	0.045	ppbv#		81
9) Chloroethane	2.109	64	575	0.051	ppbv#		70
10) Ethanol	2.738	45	1308	0.170	ppbv#		43
12) Acetone	3.450	43	3433	0.093	ppbv		91
13) Trichlorofluoromethane	2.246	101	5238	0.050	ppbv#		95
14) Isopropylalcohol	3.402	45	1788	0.048	ppbv#		34
15) Acrylonitrile	4.471	53	222	0.019	ppbv		97
16) 1,1-Dichloroethene	2.718	61	2513	0.052	ppbv		89
17) Methylene Chloride	3.354	49	1789	0.057	ppbv#		73
20) Carbon Disulfide	2.711	76	4520	0.056	ppbv#		80
21) Trichlorotrifluoroethane	2.779	101	3262	0.047	ppbv		89
22) Trans-1,2-Dichloroethene	3.546	61	1602	0.044	ppbv#		81
23) 1,1-Dichloroethane	4.384	63	2353	0.050	ppbv		66
24) Methyl tert-butyl ethe...	3.778	73	2690	0.045	ppbv#		39
25) Methyl Ethyl Ketone	6.289	43	1874	0.042	ppbv#		63
26) Cis-1,2-Dichloroethene	5.284	61	1426	0.038	ppbv#		80
27) Hexane	3.682	57	1014	0.032	ppbv#		27
28) Chloroform	5.774	83	2773	0.044	ppbv		91
29) Ethyl acetate	6.084	43	2191	0.046	ppbv#		70
30) Tetrahydrofuran	6.033	42	702	0.040	ppbv#		35
31) 1,2-Dichloroethane	6.864	62	2020	0.043	ppbv		97
32) 1,1,1-Trichloroethane	6.012	97	2851	0.044	ppbv		94
33) Benzene	6.577	78	2585	0.044	ppbv#		82
34) Carbon Tetrachloride	5.911	117	3099	0.041	ppbv		94
35) Cyclohexane	5.565	56	935	0.036	ppbv#		24
37) 1,2-dichloropropane	8.063	63	1014	0.047	ppbv#		64
38) Bromodichloromethane	8.206	83	2530	0.037	ppbv		95
39) Trichloroethene	7.412	130	1275	0.043	ppbv		89
41) 1,4-Dioxane	8.514	88	328	0.027	ppbv#		56
43) Heptane	6.652	43	1076	0.039	ppbv#		51
44) cis-1,3-Dichloropropene	9.005	75	1291	0.035	ppbv#		55
45) 4-Methyl-2-pentanone(M...	9.806	43	1366	0.032	ppbv#		74
46) trans-1,3-Dichloropropene	9.820	75	1571	0.044	ppbv#		73
47) 1,1,2-Trichloroethane	9.994	97	1342	0.050	ppbv		90
48) Toluene	9.279	91	2406	0.038	ppbv#		96
49) Dibromochloromethane	10.181	129	2803	0.042	ppbv#		95
50) 2-Hexanone(MBK)	10.812	43	1152	0.027	ppbv#		73
51) 1,2-Dibromoethane(EDB)	10.420	107	1882	0.038	ppbv		98

Data Path : H:\AIR2019\CHEM24\03MAR\20\
Data File : 0320_05.D
Acq On : 21 Mar 2019 12:23 am
Operator : Keith
Client ID : ICAL 0.035
Lab ID : 0.035 ppbV
ALS Vial : 4 Sample Multiplier: 1

Quant Time: Mar 21 01:43:57 2019
Quant Method : H:\AIR2019\CHEM24\METHODS\24AIR_0320.M
Quant Title : VOA Standards for 5 point calibration
QLast Update : Thu Mar 21 01:41:04 2019
Response via : Initial Calibration

	Compound	R.T.	QIon	Response	Conc	Units	Dev(Min)
52)	Tetrachloroethene	9.727	166	1767	0.042	ppbv	97
54)	1,1,1,2-Tetrachloroethane	11.175	131	1439	0.044	ppbv	91
55)	Chlorobenzene	11.072	112	2260	0.044	ppbv#	1
56)	Ethylbenzene	11.148	91	3169	0.040	ppbv	82
57)	m,p-Xylene	11.333	91	4276	0.072	ppbv	90
58)	Bromoform	11.889	173	2154	0.034	ppbv	90
59)	Styrene	11.903	104	1195	0.029	ppbv#	78
60)	1,1,2,2-Tetrachloroethane	12.830	83	2134	0.037	ppbv#	92
61)	o-Xylene	11.834	91	2341	0.035	ppbv#	82
64)	Isopropylbenzene	12.227	105	2378	0.031	ppbv#	86
66)	4-Ethyltoluene	12.869	105	2487	0.031	ppbv#	91
67)	1,3,5-Trimethylbenzene	12.986	105	2189	0.031	ppbv#	91
68)	1,2,4-Trimethylbenzene	13.434	105	1847	0.028	ppbv#	94
70)	Benzyl chloride	14.063	91	1720	0.031	ppbv#	91
71)	1,3-Dichlorobenzene	13.732	146	1853	0.035	ppbv	96
72)	1,4-Dichlorobenzene	13.823	146	1894	0.037	ppbv	96
73)	sec-Butylbenzene	13.550	105	2887	0.032	ppbv#	87
74)	4-Isopropyltoluene	13.719	119	2172	0.030	ppbv#	91
75)	1,2-Dichlorobenzene	14.193	146	2087	0.042	ppbv	91
76)	n-Butylbenzene	14.108	91	2108	0.033	ppbv#	86
77)	1,2,4-Trichlorobenzene	15.336	180	624	0.000	ppbv#	86
79)	Hexachlorobutadiene	15.341	225	1728	0.046	ppbv	98
81]	1,2-Dichlorotetrafluor...	1.625	85	3993	0.040	ppbv	91
82]	Vinyl Chloride(sim)	1.735	62	1151m	0.042	ppbv	81
83]	Bromomethane(sim)	2.002	94	1662m	0.041	ppbv	93
84]	Trichlorofluoromethane...	2.242	101	5283m	0.042	ppbv	96
85]	1,1,1-Trichloroethane(...	6.029	97	3246	0.042	ppbv#	95
86]	Carbon Tetrachloride(sim)	5.914	117	3489m	0.040	ppbv	1
87]	1,1-Dichloroethene(sim)	2.714	61	2476	0.040	ppbv	86
88]	Trichlorotrifluoroetha...	2.782	101	3551m	0.042	ppbv	92
89]	Trans-1,2-Dichloroethe...	3.548	61	1841	0.040	ppbv#	83
90]	1,1-Dichloroethane(sim)	4.387	63	2316m	0.042	ppbv	66
91]	Cis-1,2-Dichloroethene...	5.287	61	1669	0.038	ppbv	87
92]	Chloroform(sim)	5.784	83	3006m	0.041	ppbv	100
93]	1,2-Dichloroethane(sim)	6.874	62	2228	0.039	ppbv#	90
95]	1,2-dichloropropane(sim)	8.079	63	980m	0.039	ppbv	61
96]	Bromodichloromethane(sim)	8.209	83	2735m	0.037	ppbv	94
97]	Trichloroethene(sim)	7.415	130	1369	0.039	ppbv#	67
98]	1,4-Dioxane(sim)	8.510	88	485m	0.041	ppbv	55
99]	cis-1,3-Dichloropropen...	9.000	75	1535	0.038	ppbv	95
100]	1,1,2-Trichloroethane(...	9.997	97	1275m	0.041	ppbv	83
101]	Dibromochloromethane(sim)	10.184	129	2880	0.039	ppbv	100
102]	1,2-Dibromoethane(EDB)...	10.415	107	2223m	0.040	ppbv	83
103]	Tetrachloroethene(sim)	9.730	166	1906	0.040	ppbv	98
105]	Bromoform(sim)	11.892	173	2355	0.037	ppbv	92
106]	1,1,1,2-Tetrachloroeth...	11.171	131	1569m	0.042	ppbv	88
107]	m,p-Xylene(sim)	11.336	91	4998	0.076	ppbv#	80
108]	1,1,2,2-Tetrachloroeth...	12.827	83	2627m	0.041	ppbv	95
111]	Benzyl chloride(sim)	14.066	91	1781	0.033	ppbv	97
112]	1,3-Dichlorobenzene(sim)	13.735	146	2301m	0.038	ppbv	96
113]	1,4-Dichlorobenzene(sim)	13.826	146	2097	0.036	ppbv	98
114]	sec-Butylbenzene(sim)	13.553	105	3135m	0.035	ppbv	86
115]	4-Isopropyltoluene(sim)	13.716	119	2193	0.031	ppbv	95
116]	1,2-Dichlorobenzene(sim)	14.196	146	2187m	0.038	ppbv	90
117]	n-Butylbenzene(sim)	14.105	91	2172	0.032	ppbv	93
118]	1,2,4-Trichlorobenzene...	15.339	180	688m	0.038	ppbv	91
119]	Hexachlorobutadiene(sim)	15.339	225	1944m	0.040	ppbv	98

Data Path : H:\AIR2019\CHEM24\03MAR\20\
Data File : 0320_05.D
Acq On : 21 Mar 2019 12:23 am
Operator : Keith
Client ID : ICAL 0.035
Lab ID : 0.035 ppbV
ALS Vial : 4 Sample Multiplier: 1

Quant Time: Mar 21 01:43:57 2019
Quant Method : H:\AIR2019\CHEM24\METHODS\24AIR_0320.M
Quant Title : VOA Standards for 5 point calibration
QLast Update : Thu Mar 21 01:41:04 2019
Response via : Initial Calibration

Compound	R.T.	QIon	Response	Conc	Units	Dev(Min)

(#)out of range (m)manual integration reviewed by analyst (+)signals summed

Data Path : H:\AIR2019\CHEM24\03MAR\20\
Data File : 0320_05.D
Acq On : 21 Mar 2019 12:23 am
Operator : Keith
Client ID : ICAL 0.035
Lab ID : 0.035 ppbV
ALS Vial : 4 Sample Multiplier: 1

Quant Time: Mar 21 01:43:57 2019
Quant Method : H:\AIR2019\CHEM24\METHODS\24AIR_0320.M
Quant Title : VOA Standards for 5 point calibration
QLast Update : Thu Mar 21 01:41:04 2019
Response via : Initial Calibration

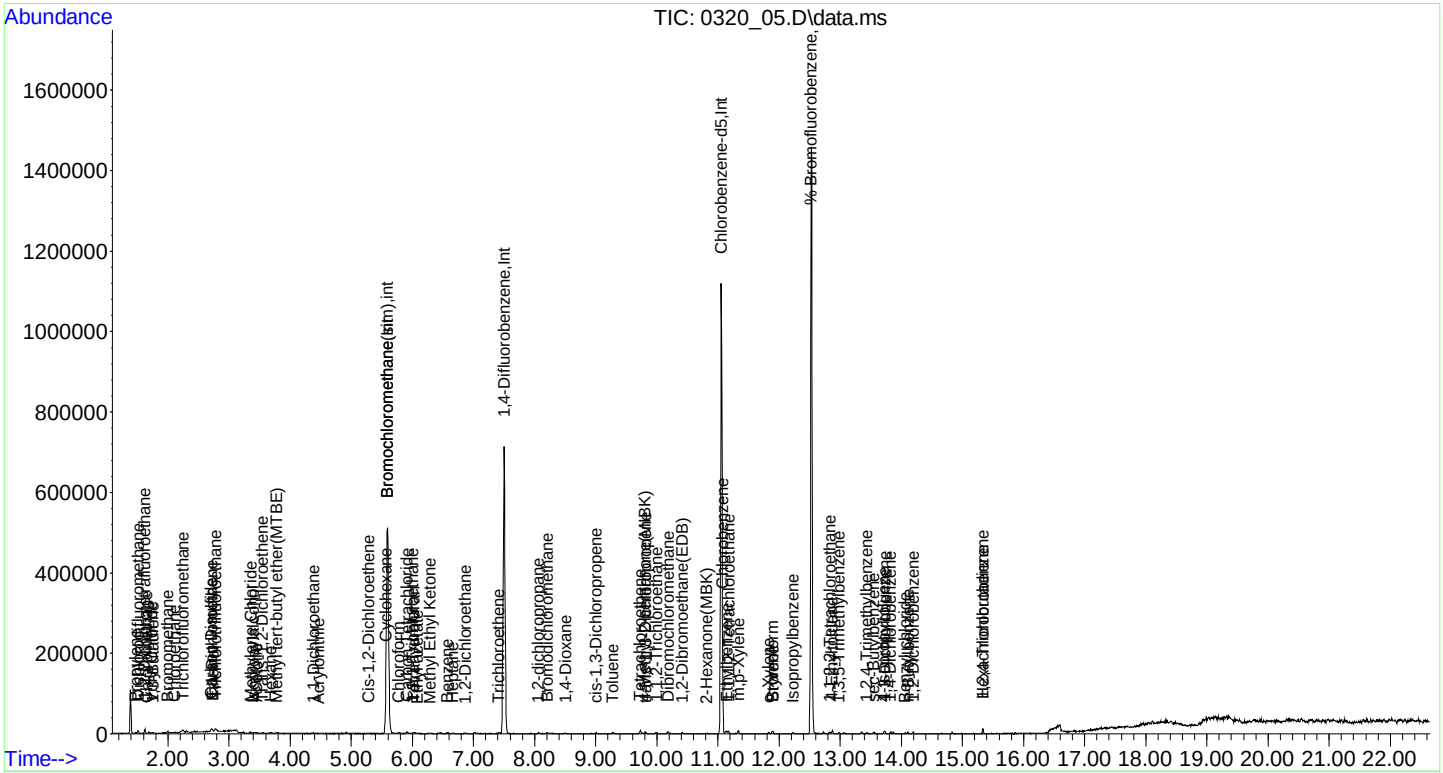

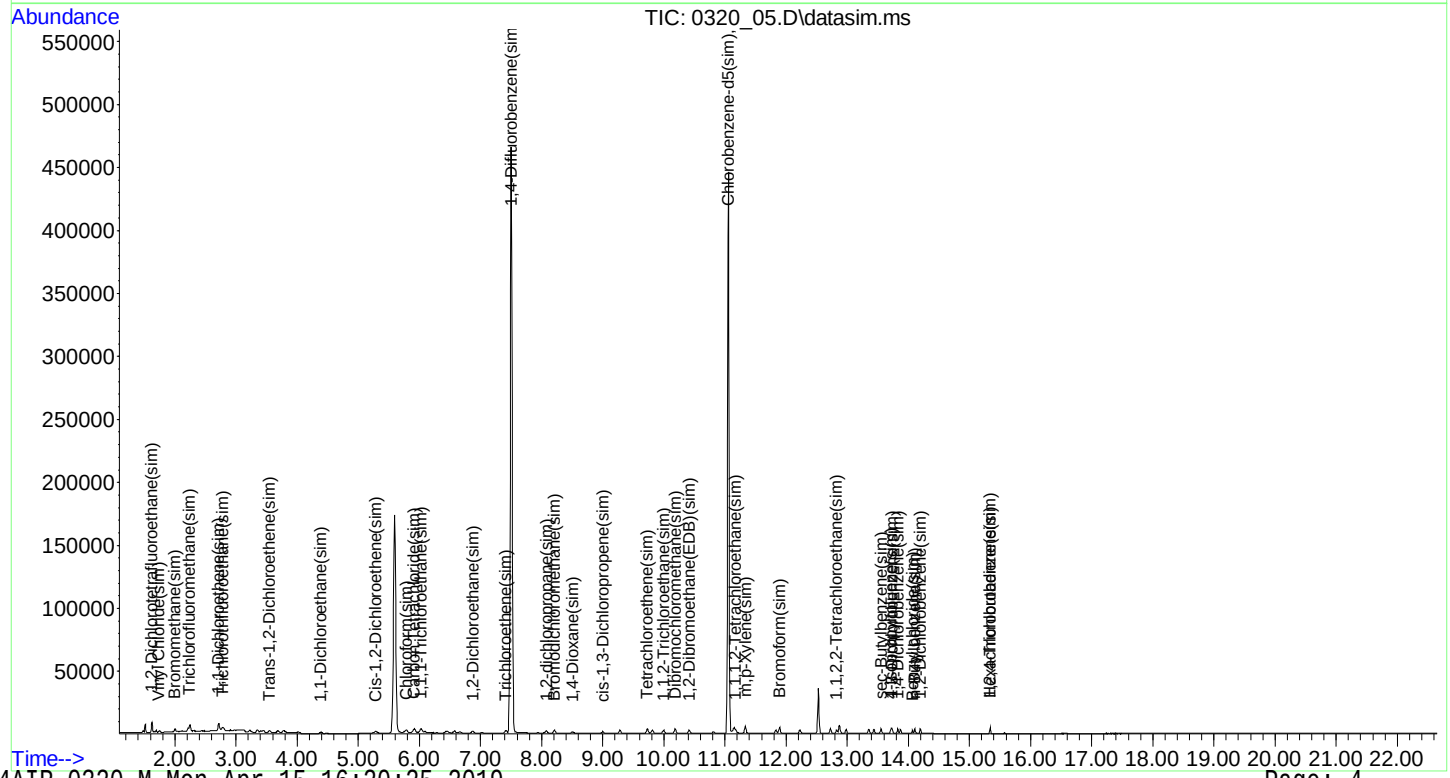

Quantitation Report (RF) (QT Reviewed)

Data Path : H:\AIR2019\CHEM24\03MAR\20\
Data File : 0320_06.D
Acq On : 21 Mar 2019 12:55 am
Operator : Keith
Client ID : ICAL 0.05
Lab ID : 0.05 ppbV
ALS Vial : 5 Sample Multiplier: 1

Quant Time: Mar 21 01:46:38 2019
Quant Method : H:\AIR2019\CHEM24\METHODS\24AIR_0320.M
Quant Title : VOA Standards for 5 point calibration
QLast Update : Thu Mar 21 01:44:07 2019
Response via : Initial Calibration

Compound	R.T.	QIon	Response	Conc	Units		Dev(Min)
Internal Standards							
1) Bromochloromethane	5.594	130	225833	10.000	ng		0.00
36) 1,4-Difluorobenzene	7.501	114	598327	10.000	ng		0.00
53) Chlorobenzene-d5	11.051	82	323472	10.000	ng		0.00
80) Bromochloromethane(sim)	5.594	130	225833	10.000	ng		0.00
94) 1,4-Difluorobenzene(sim)	7.501	114	598327	10.000	ng		0.00
104) Chlorobenzene-d5(sim)	11.051	82	323472	10.000	ng	#	0.00
System Monitoring Compounds							
62) % Bromofluorobenzene	12.525	95	404475	0.000	ppbv		0.00
Spiked Amount 10.000	Range 70 - 130		Recovery = 0.00%#				
Target Compounds							Qvalue
2) Propylene	1.478	41	1249	0.060	ppbv		84
3) Dichlorodifluoromethane	1.506	85	5810	0.056	ppbv#		96
4) Chloromethane	1.663	52	418	0.057	ppbv#		1
5) 1,2-Dichlorotetrafluor...	1.622	85	4695	0.056	ppbv		95
6) Vinyl Chloride	1.732	62	1546	0.065	ppbv		85
7) 1,3-Butadiene	1.752	54	678	0.049	ppbv#		20
8) Bromomethane	1.999	94	2501	0.071	ppbv#		81
9) Chloroethane	2.115	64	782	0.070	ppbv		85
10) Ethanol	2.745	45	908	0.120	ppbv#		36
12) Acetone	3.450	43	5234	0.143	ppbv#		76
13) Trichlorofluoromethane	2.239	101	6582	0.064	ppbv#		95
14) Isopropylalcohol	3.395	45	2597	0.071	ppbv#		1
15) Acrylonitrile	4.476	53	607	0.052	ppbv#		86
16) 1,1-Dichloroethene	2.711	61	2962	0.062	ppbv		97
17) Methylene Chloride	3.347	49	2458	0.079	ppbv#		65
20) Carbon Disulfide	2.711	76	5194	0.066	ppbv#		62
21) Trichlorotrifluoroethane	2.772	101	4156	0.061	ppbv		91
22) Trans-1,2-Dichloroethene	3.545	61	2353	0.065	ppbv#		76
23) 1,1-Dichloroethane	4.388	63	2893	0.063	ppbv		85
24) Methyl tert-butyl ethe...	3.778	73	3625	0.062	ppbv#		35
25) Methyl Ethyl Ketone	6.282	43	2133	0.049	ppbv#		70
26) Cis-1,2-Dichloroethene	5.284	61	1892	0.051	ppbv#		73
27) Hexane	3.675	57	1474	0.047	ppbv#		48
28) Chloroform	5.774	83	3585	0.058	ppbv		92
29) Ethyl acetate	6.091	43	2717	0.058	ppbv#		77
30) Tetrahydrofuran	6.033	42	1051	0.060	ppbv#		44
31) 1,2-Dichloroethane	6.857	62	2751	0.060	ppbv#		88
32) 1,1,1-Trichloroethane	6.026	97	4227	0.066	ppbv		90
33) Benzene	6.576	78	3422	0.059	ppbv#		93
34) Carbon Tetrachloride	5.904	117	4126	0.056	ppbv		91
35) Cyclohexane	5.565	56	1243	0.048	ppbv#		82
37) 1,2-dichloropropane	8.076	63	1141	0.053	ppbv#		61
38) Bromodichloromethane	8.206	83	3814	0.057	ppbv		87
39) Trichloroethene	7.412	130	1686	0.057	ppbv#		82
41) 1,4-Dioxane	8.499	88	454	0.038	ppbv#		29
43) Heptane	6.665	43	1468	0.055	ppbv#		72
44) cis-1,3-Dichloropropene	9.005	75	1577	0.043	ppbv		93
45) 4-Methyl-2-pentanone(M...	9.820	43	2099	0.050	ppbv#		65
46) trans-1,3-Dichloropropene	9.806	75	1651	0.047	ppbv#		86
47) 1,1,2-Trichloroethane	9.994	97	1454	0.055	ppbv		94
48) Toluene	9.286	91	3075	0.049	ppbv		98
49) Dibromochloromethane	10.181	129	3706	0.057	ppbv		96
50) 2-Hexanone(MBK)	10.811	43	1676	0.040	ppbv#		80
51) 1,2-Dibromoethane(EDB)	10.420	107	2733	0.056	ppbv		99

Data Path : H:\AIR2019\CHEM24\03MAR\20\
Data File : 0320_06.D
Acq On : 21 Mar 2019 12:55 am
Operator : Keith
Client ID : ICAL 0.05
Lab ID : 0.05 ppbV
ALS Vial : 5 Sample Multiplier: 1

Quant Time: Mar 21 01:46:38 2019
Quant Method : H:\AIR2019\CHEM24\METHODS\24AIR_0320.M
Quant Title : VOA Standards for 5 point calibration
QLast Update : Thu Mar 21 01:44:07 2019
Response via : Initial Calibration

	Compound	R.T.	QIon	Response	Conc	Units	Dev(Min)
52)	Tetrachloroethene	9.734	166	2176	0.053	ppbv	97
54)	1,1,1,2-Tetrachloroethane	11.175	131	1863	0.057	ppbv#	95
55)	Chlorobenzene	11.079	112	2872	0.055	ppbv#	1
56)	Ethylbenzene	11.147	91	3903	0.048	ppbv	86
57)	m,p-Xylene	11.333	91	5783	0.096	ppbv#	88
58)	Bromoform	11.889	173	2978	0.047	ppbv	93
59)	Styrene	11.895	104	1407	0.034	ppbv#	73
60)	1,1,2,2-Tetrachloroethane	12.823	83	3415	0.059	ppbv#	87
61)	o-Xylene	11.827	91	2859	0.043	ppbv	97
64)	Isopropylbenzene	12.226	105	3355	0.043	ppbv#	89
66)	4-Ethyltoluene	12.869	105	3357	0.041	ppbv#	90
67)	1,3,5-Trimethylbenzene	12.985	105	3049	0.043	ppbv#	84
68)	1,2,4-Trimethylbenzene	13.440	105	2666	0.041	ppbv#	86
70)	Benzyl chloride	14.063	91	2017	0.036	ppbv#	90
71)	1,3-Dichlorobenzene	13.738	146	2424	0.046	ppbv	95
72)	1,4-Dichlorobenzene	13.829	146	2707	0.053	ppbv	94
73)	sec-Butylbenzene	13.556	105	4160	0.045	ppbv#	88
74)	4-Isopropyltoluene	13.719	119	2567	0.035	ppbv#	92
75)	1,2-Dichlorobenzene	14.199	146	2589	0.052	ppbv	97
76)	n-Butylbenzene	14.108	91	2721	0.042	ppbv#	84
77)	1,2,4-Trichlorobenzene	15.341	180	722	0.000	ppbv#	71
79)	Hexachlorobutadiene	15.336	225	2265	0.059	ppbv	97
81]	1,2-Dichlorotetrafluor...	1.618	85	5098	0.051	ppbv	91
82]	Vinyl Chloride(sim)	1.735	62	1519m	0.056	ppbv	85
83]	Bromomethane(sim)	2.002	94	2146	0.054	ppbv#	92
84]	Trichlorofluoromethane...	2.242	101	7100m	0.057	ppbv	97
85]	1,1,1-Trichloroethane(...	6.022	97	4225	0.055	ppbv#	95
86]	Carbon Tetrachloride(sim)	5.921	117	4419m	0.052	ppbv	86
87]	1,1-Dichloroethene(sim)	2.714	61	3368	0.055	ppbv	86
88]	Trichlorotrifluoroetha...	2.782	101	4478m	0.054	ppbv	88
89]	Trans-1,2-Dichloroethe...	3.548	61	2310	0.051	ppbv#	84
90]	1,1-Dichloroethane(sim)	4.386	63	3069m	0.056	ppbv	85
91]	Cis-1,2-Dichloroethene...	5.287	61	2151	0.050	ppbv	88
92]	Chloroform(sim)	5.784	83	3844m	0.053	ppbv	100
93]	1,2-Dichloroethane(sim)	6.867	62	2877	0.051	ppbv#	93
95]	1,2-dichloropropane(sim)	8.072	63	1270	0.051	ppbv#	62
96]	Bromodichloromethane(sim)	8.209	83	3572m	0.049	ppbv	86
97]	Trichloroethene(sim)	7.422	130	1795	0.052	ppbv#	64
98]	1,4-Dioxane(sim)	8.502	88	604m	0.052	ppbv	23
99]	cis-1,3-Dichloropropen...	9.000	75	1936	0.049	ppbv	97
100]	1,1,2-Trichloroethane(...	9.989	97	1661m	0.054	ppbv	91
101]	Dibromochloromethane(sim)	10.184	129	3750	0.052	ppbv	99
102]	1,2-Dibromoethane(EDB)...	10.415	107	2982m	0.055	ppbv	96
103]	Tetrachloroethene(sim)	9.729	166	2323	0.049	ppbv	97
105]	Bromoform(sim)	11.891	173	3079	0.047	ppbv	92
106]	1,1,1,2-Tetrachloroeth...	11.178	131	2033m	0.054	ppbv	93
107]	m,p-Xylene(sim)	11.336	91	6298	0.095	ppbv#	79
108]	1,1,2,2-Tetrachloroeth...	12.826	83	3339m	0.052	ppbv	86
111]	Benzyl chloride(sim)	14.065	91	2216	0.041	ppbv	98
112]	1,3-Dichlorobenzene(sim)	13.735	146	3040m	0.050	ppbv	100
113]	1,4-Dichlorobenzene(sim)	13.825	146	2875	0.049	ppbv	99
114]	sec-Butylbenzene(sim)	13.553	105	4342m	0.048	ppbv	87
115]	4-Isopropyltoluene(sim)	13.715	119	3060	0.042	ppbv	94
116]	1,2-Dichlorobenzene(sim)	14.195	146	2886m	0.050	ppbv	98
117]	n-Butylbenzene(sim)	14.104	91	2802	0.041	ppbv	92
118]	1,2,4-Trichlorobenzene...	15.339	180	966m	0.053	ppbv	75
119]	Hexachlorobutadiene(sim)	15.339	225	2571	0.052	ppbv	100

Data Path : H:\AIR2019\CHEM24\03MAR\20\
Data File : 0320_06.D
Acq On : 21 Mar 2019 12:55 am
Operator : Keith
Client ID : ICAL 0.05
Lab ID : 0.05 ppbV
ALS Vial : 5 Sample Multiplier: 1

Quant Time: Mar 21 01:46:38 2019
Quant Method : H:\AIR2019\CHEM24\METHODS\24AIR_0320.M
Quant Title : VOA Standards for 5 point calibration
QLast Update : Thu Mar 21 01:44:07 2019
Response via : Initial Calibration

Compound	R.T.	QIon	Response	Conc	Units	Dev(Min)

(#)out of range (m)manual integration reviewed by analyst (+)signals summed

Data Path : H:\AIR2019\CHEM24\03MAR\20\
Data File : 0320_06.D
Acq On : 21 Mar 2019 12:55 am
Operator : Keith
Client ID : ICAL 0.05
Lab ID : 0.05 ppbV
ALS Vial : 5 Sample Multiplier: 1

Quant Time: Mar 21 01:46:38 2019
Quant Method : H:\AIR2019\CHEM24\METHODS\24AIR_0320.M
Quant Title : VOA Standards for 5 point calibration
QLast Update : Thu Mar 21 01:44:07 2019
Response via : Initial Calibration

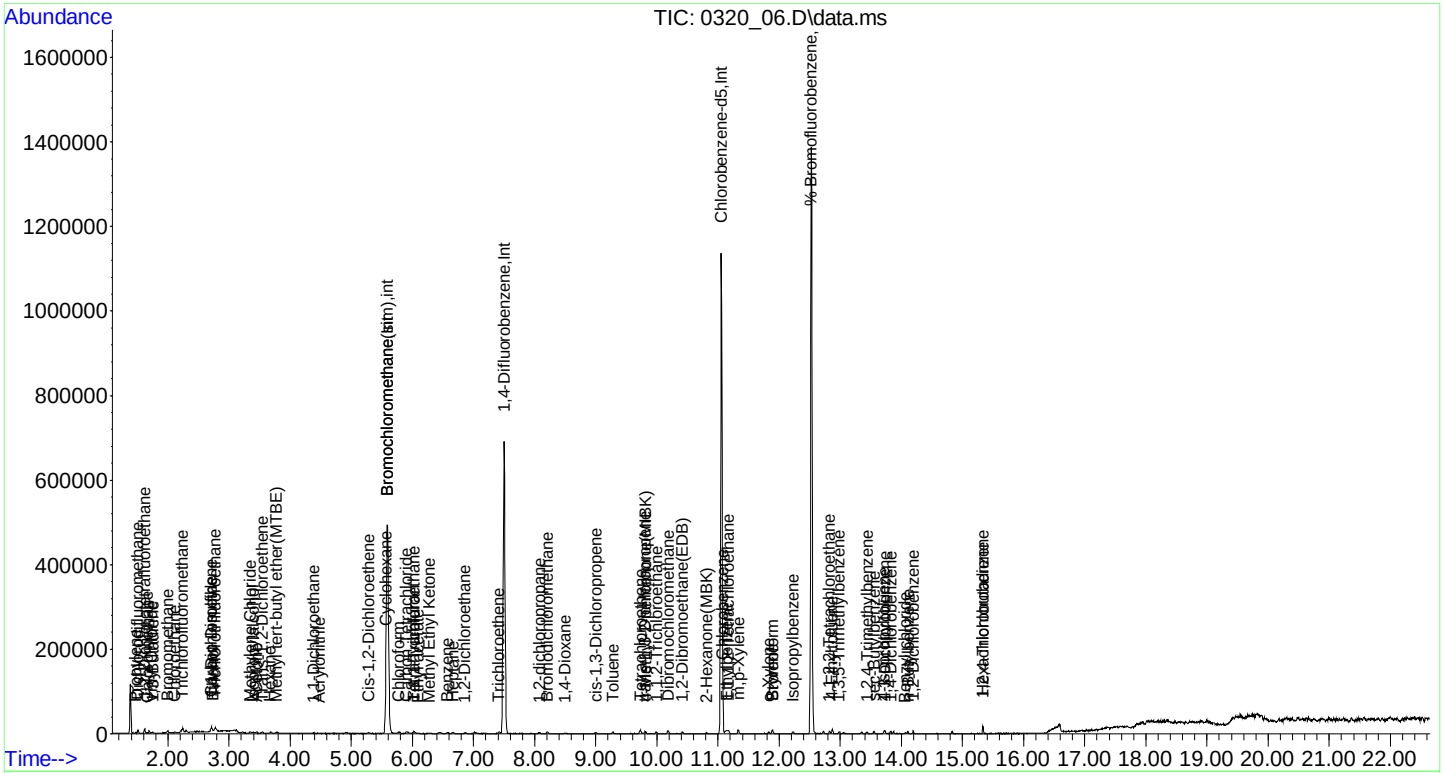

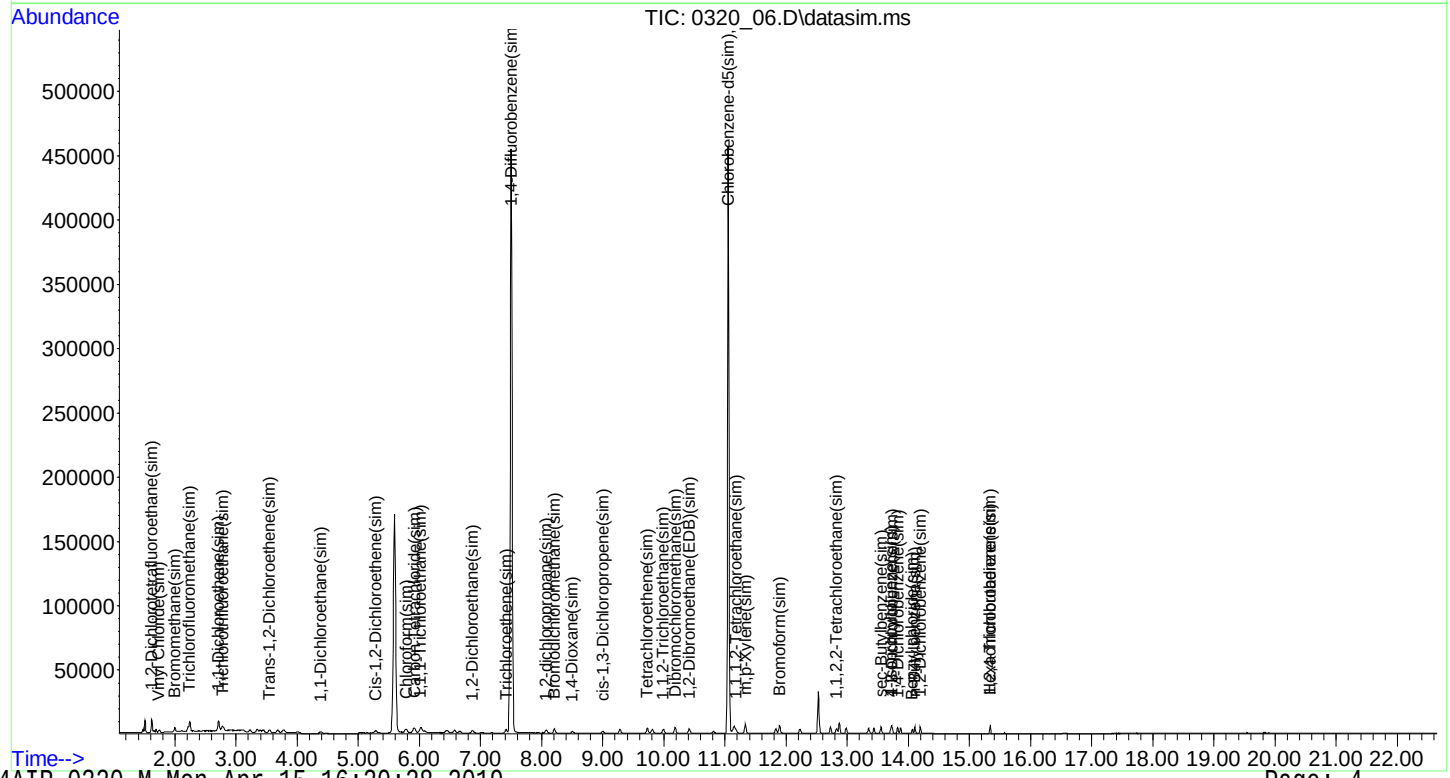

Quantitation Report (RF) (QT Reviewed)

Data Path : H:\AIR2019\CHEM24\03MAR\20\
Data File : 0320_07.D
Acq On : 21 Mar 2019 1:28 am
Operator : Keith
Client ID : ICAL 0.1
Lab ID : 0.10 ppbV
ALS Vial : 6 Sample Multiplier: 1

Quant Time: Mar 21 01:57:07 2019
Quant Method : H:\AIR2019\CHEM24\METHODS\24AIR_0320.M
Quant Title : VOA Standards for 5 point calibration
QLast Update : Thu Mar 21 01:46:56 2019
Response via : Initial Calibration

Compound	R.T.	QIon	Response	Conc	Units		Dev(Min)
Internal Standards							
1) Bromochloromethane	5.594	130	211841	10.000	ng		0.00
36) 1,4-Difluorobenzene	7.501	114	552453	10.000	ng		0.00
53) Chlorobenzene-d5	11.052	82	305165	10.000	ng		0.00
80) Bromochloromethane(sim)	5.594	130	211841	10.000	ng		0.00
94) 1,4-Difluorobenzene(sim)	7.501	114	552453	10.000	ng		0.00
104) Chlorobenzene-d5(sim)	11.052	82	305165	10.000	ng	#	0.00
System Monitoring Compounds							
62) % Bromofluorobenzene	12.532	95	401884	0.000	ppbv		0.00
Spiked Amount 10.000	Range 70 - 130		Recovery = 0.00%#				
Target Compounds							Qvalue
2) Propylene	1.478	41	1997	0.102	ppbv	#	82
3) Dichlorodifluoromethane	1.513	85	10895	0.112	ppbv	#	95
4) Chloromethane	1.656	52	852	0.124	ppbv	#	1
5) 1,2-Dichlorotetrafluor...	1.622	85	8700	0.111	ppbv		91
6) Vinyl Chloride	1.732	62	2418	0.108	ppbv		82
7) 1,3-Butadiene	1.752	54	1335	0.102	ppbv	#	56
8) Bromomethane	1.999	94	3871	0.117	ppbv	#	88
9) Chloroethane	2.115	64	1143	0.110	ppbv		88
10) Ethanol	2.738	45	1924	0.270	ppbv	#	79
12) Acetone	3.443	43	7316	0.213	ppbv	#	83
13) Trichlorofluoromethane	2.239	101	11578	0.119	ppbv	#	95
14) Isopropylalcohol	3.395	45	4052	0.119	ppbv	#	38
15) Acrylonitrile	4.476	53	988	0.090	ppbv	#	65
16) 1,1-Dichloroethene	2.718	61	5374	0.119	ppbv	#	92
17) Methylene Chloride	3.347	49	4863	0.168	ppbv	#	75
20) Carbon Disulfide	2.711	76	9121	0.123	ppbv	#	77
21) Trichlorotrifluoroethane	2.779	101	7787	0.123	ppbv		99
22) Trans-1,2-Dichloroethene	3.539	61	3568	0.106	ppbv	#	83
23) 1,1-Dichloroethane	4.379	63	4791	0.111	ppbv	#	57
24) Methyl tert-butyl ethe...	3.771	73	6091	0.111	ppbv	#	43
25) Methyl Ethyl Ketone	6.282	43	4193	0.102	ppbv	#	81
26) Cis-1,2-Dichloroethene	5.291	61	3649	0.105	ppbv	#	74
27) Hexane	3.675	57	2805	0.095	ppbv	#	54
28) Chloroform	5.781	83	5788	0.099	ppbv		93
29) Ethyl acetate	6.084	43	4940	0.112	ppbv	#	74
30) Tetrahydrofuran	6.033	42	2126	0.130	ppbv	#	52
31) 1,2-Dichloroethane	6.864	62	4819	0.112	ppbv	#	95
32) 1,1,1-Trichloroethane	6.012	97	6655	0.110	ppbv		96
33) Benzene	6.577	78	5882	0.109	ppbv	#	94
34) Carbon Tetrachloride	5.918	117	7531	0.108	ppbv		99
35) Cyclohexane	5.558	56	2176	0.089	ppbv	#	66
37) 1,2-dichloropropane	8.069	63	2013	0.102	ppbv	#	55
38) Bromodichloromethane	8.206	83	6767	0.110	ppbv		91
39) Trichloroethene	7.419	130	2740	0.101	ppbv		91
41) 1,4-Dioxane	8.507	88	736	0.066	ppbv	#	71
43) Heptane	6.659	43	2386	0.096	ppbv	#	83
44) cis-1,3-Dichloropropene	9.005	75	3248	0.097	ppbv		89
45) 4-Methyl-2-pentanone(M...	9.806	43	3605	0.093	ppbv	#	78
46) trans-1,3-Dichloropropene	9.806	75	3157	0.098	ppbv	#	95
47) 1,1,2-Trichloroethane	9.994	97	2615	0.107	ppbv		95
48) Toluene	9.279	91	5938	0.102	ppbv		92
49) Dibromochloromethane	10.181	129	6323	0.105	ppbv		98
50) 2-Hexanone(MBK)	10.812	43	2992	0.077	ppbv	#	83
51) 1,2-Dibromoethane(EDB)	10.412	107	4814	0.106	ppbv		97

Data Path : H:\AIR2019\CHEM24\03MAR\20\
Data File : 0320_07.D
Acq On : 21 Mar 2019 1:28 am
Operator : Keith
Client ID : ICAL 0.1
Lab ID : 0.10 ppbV
ALS Vial : 6 Sample Multiplier: 1

Quant Time: Mar 21 01:57:07 2019
Quant Method : H:\AIR2019\CHEM24\METHODS\24AIR_0320.M
Quant Title : VOA Standards for 5 point calibration
QLast Update : Thu Mar 21 01:46:56 2019
Response via : Initial Calibration

	Compound	R.T.	QIon	Response	Conc	Units	Dev(Min)
52)	Tetrachloroethene	9.727	166	3971	0.104	ppbv	97
54)	1,1,1,2-Tetrachloroethane	11.175	131	3077	0.100	ppbv	98
55)	Chlorobenzene	11.072	112	5217	0.106	ppbv#	1
56)	Ethylbenzene	11.148	91	7377	0.097	ppbv	91
57)	m,p-Xylene	11.333	91	10103	0.178	ppbv	92
58)	Bromoform	11.889	173	5314	0.089	ppbv	97
59)	Styrene	11.896	104	2863	0.073	ppbv#	89
60)	1,1,2,2-Tetrachloroethane	12.824	83	5547	0.102	ppbv	91
61)	o-Xylene	11.834	91	5491	0.087	ppbv#	83
64)	Isopropylbenzene	12.227	105	5730	0.078	ppbv#	89
66)	4-Ethyltoluene	12.869	105	6298	0.082	ppbv#	94
67)	1,3,5-Trimethylbenzene	12.986	105	5392	0.081	ppbv#	89
68)	1,2,4-Trimethylbenzene	13.440	105	4515	0.073	ppbv#	97
70)	Benzyl chloride	14.063	91	4417	0.083	ppbv	94
71)	1,3-Dichlorobenzene	13.732	146	4911	0.099	ppbv	95
72)	1,4-Dichlorobenzene	13.823	146	4209	0.087	ppbv	94
73)	sec-Butylbenzene	13.550	105	7423	0.086	ppbv#	95
74)	4-Isopropyltoluene	13.713	119	5221	0.076	ppbv#	90
75)	1,2-Dichlorobenzene	14.193	146	4579	0.097	ppbv	98
76)	n-Butylbenzene	14.102	91	5540	0.090	ppbv	90
77)	1,2,4-Trichlorobenzene	15.336	180	1454	0.000	ppbv#	86
79)	Hexachlorobutadiene	15.336	225	4088	0.113	ppbv	99
81]	1,2-Dichlorotetrafluor...	1.618	85	9244	0.100	ppbv	90
82]	Vinyl Chloride(sim)	1.735	62	2647m	0.104	ppbv	83
83]	Bromomethane(sim)	1.995	94	3837	0.102	ppbv#	92
84]	Trichlorofluoromethane...	2.242	101	12532m	0.108	ppbv	96
85]	1,1,1-Trichloroethane(...	6.022	97	7129	0.099	ppbv#	96
86]	Carbon Tetrachloride(sim)	5.914	117	8006m	0.100	ppbv	94
87]	1,1-Dichloroethene(sim)	2.714	61	5567	0.097	ppbv	85
88]	Trichlorotrifluoroetha...	2.782	101	8007m	0.103	ppbv	97
89]	Trans-1,2-Dichloroethe...	3.548	61	4113	0.097	ppbv#	83
90]	1,1-Dichloroethane(sim)	4.387	63	5138m	0.100	ppbv	57
91]	Cis-1,2-Dichloroethene...	5.287	61	3739	0.093	ppbv	87
92]	Chloroform(sim)	5.784	83	6400m	0.095	ppbv	100
93]	1,2-Dichloroethane(sim)	6.867	62	5147	0.097	ppbv#	91
95]	1,2-dichloropropane(sim)	8.072	63	2178	0.094	ppbv#	59
96]	Bromodichloromethane(sim)	8.209	83	6546m	0.098	ppbv	90
97]	Trichloroethene(sim)	7.422	130	3098	0.098	ppbv#	66
98]	1,4-Dioxane(sim)	8.502	88	1059m	0.098	ppbv	69
99]	cis-1,3-Dichloropropen...	9.000	75	3344	0.091	ppbv	97
100]	1,1,2-Trichloroethane(...	9.989	97	2950m	0.104	ppbv	96
101]	Dibromochloromethane(sim)	10.184	129	6535	0.098	ppbv	100
102]	1,2-Dibromoethane(EDB)...	10.415	107	5151m	0.102	ppbv	95
103]	Tetrachloroethene(sim)	9.730	166	4283	0.099	ppbv	97
105]	Bromoform(sim)	11.892	173	5488	0.089	ppbv	92
106]	1,1,1,2-Tetrachloroeth...	11.171	131	3443m	0.097	ppbv	95
107]	m,p-Xylene(sim)	11.336	91	11407	0.182	ppbv#	79
108]	1,1,2,2-Tetrachloroeth...	12.827	83	5900m	0.097	ppbv	90
111]	Benzyl chloride(sim)	14.066	91	4707	0.093	ppbv	98
112]	1,3-Dichlorobenzene(sim)	13.735	146	5668m	0.098	ppbv	92
113]	1,4-Dichlorobenzene(sim)	13.826	146	4956	0.089	ppbv	99
114]	sec-Butylbenzene(sim)	13.553	105	7958m	0.093	ppbv	94
115]	4-Isopropyltoluene(sim)	13.716	119	5824	0.086	ppbv	95
116]	1,2-Dichlorobenzene(sim)	14.196	146	5517m	0.102	ppbv	96
117]	n-Butylbenzene(sim)	14.105	91	5843	0.091	ppbv	93
118]	1,2,4-Trichlorobenzene...	15.339	180	1610m	0.093	ppbv	64
119]	Hexachlorobutadiene(sim)	15.339	225	4453	0.096	ppbv	100

Data Path : H:\AIR2019\CHEM24\03MAR\20\
Data File : 0320_07.D
Acq On : 21 Mar 2019 1:28 am
Operator : Keith
Client ID : ICAL 0.1
Lab ID : 0.10 ppbV
ALS Vial : 6 Sample Multiplier: 1

Quant Time: Mar 21 01:57:07 2019
Quant Method : H:\AIR2019\CHEM24\METHODS\24AIR_0320.M
Quant Title : VOA Standards for 5 point calibration
QLast Update : Thu Mar 21 01:46:56 2019
Response via : Initial Calibration

Compound	R.T.	QIon	Response	Conc	Units	Dev(Min)

(#)out of range (m)manual integration reviewed by analyst (+)signals summed

Data Path : H:\AIR2019\CHEM24\03MAR\20\
Data File : 0320_07.D
Acq On : 21 Mar 2019 1:28 am
Operator : Keith
Client ID : ICAL 0.1
Lab ID : 0.10 ppbV
ALS Vial : 6 Sample Multiplier: 1

Quant Time: Mar 21 01:57:07 2019
Quant Method : H:\AIR2019\CHEM24\METHODS\24AIR_0320.M
Quant Title : VOA Standards for 5 point calibration
QLast Update : Thu Mar 21 01:46:56 2019
Response via : Initial Calibration

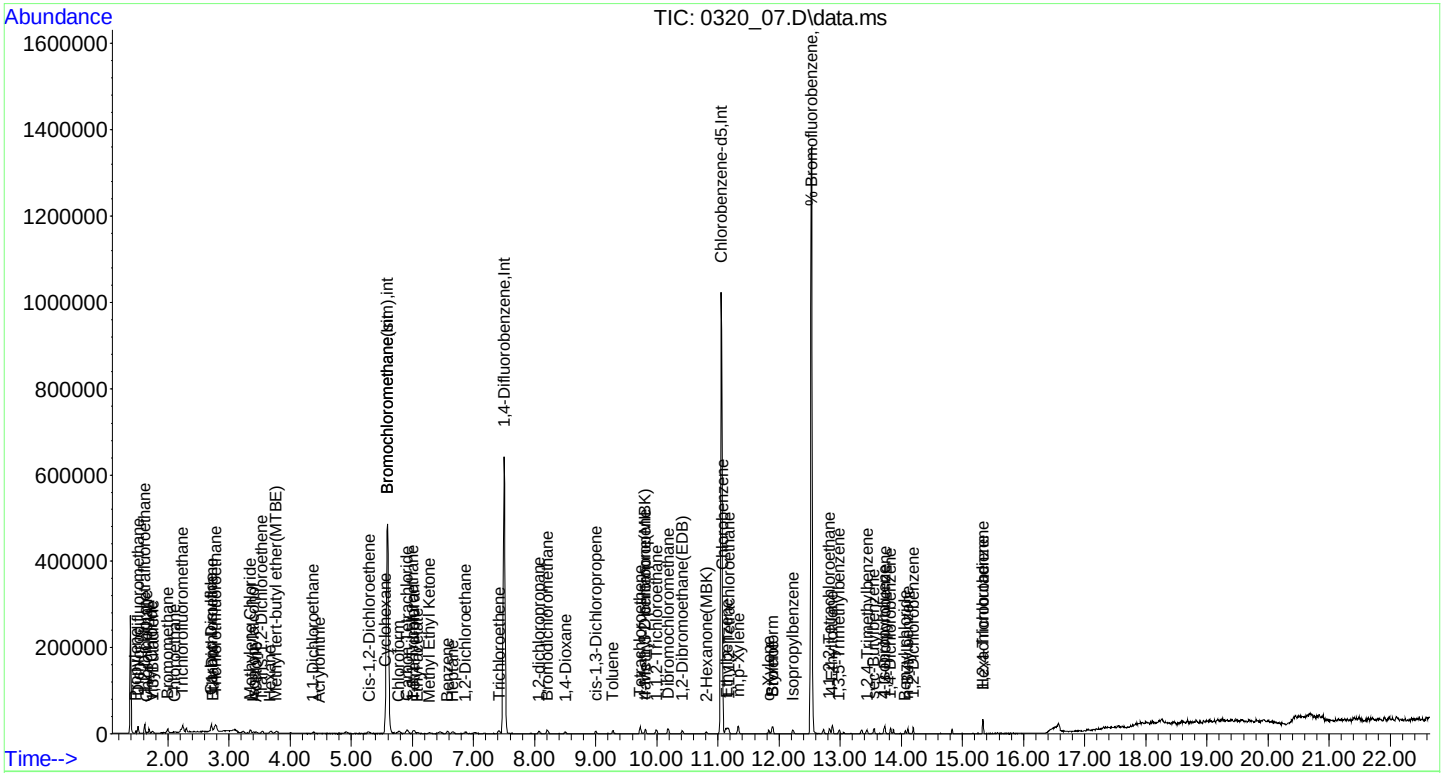

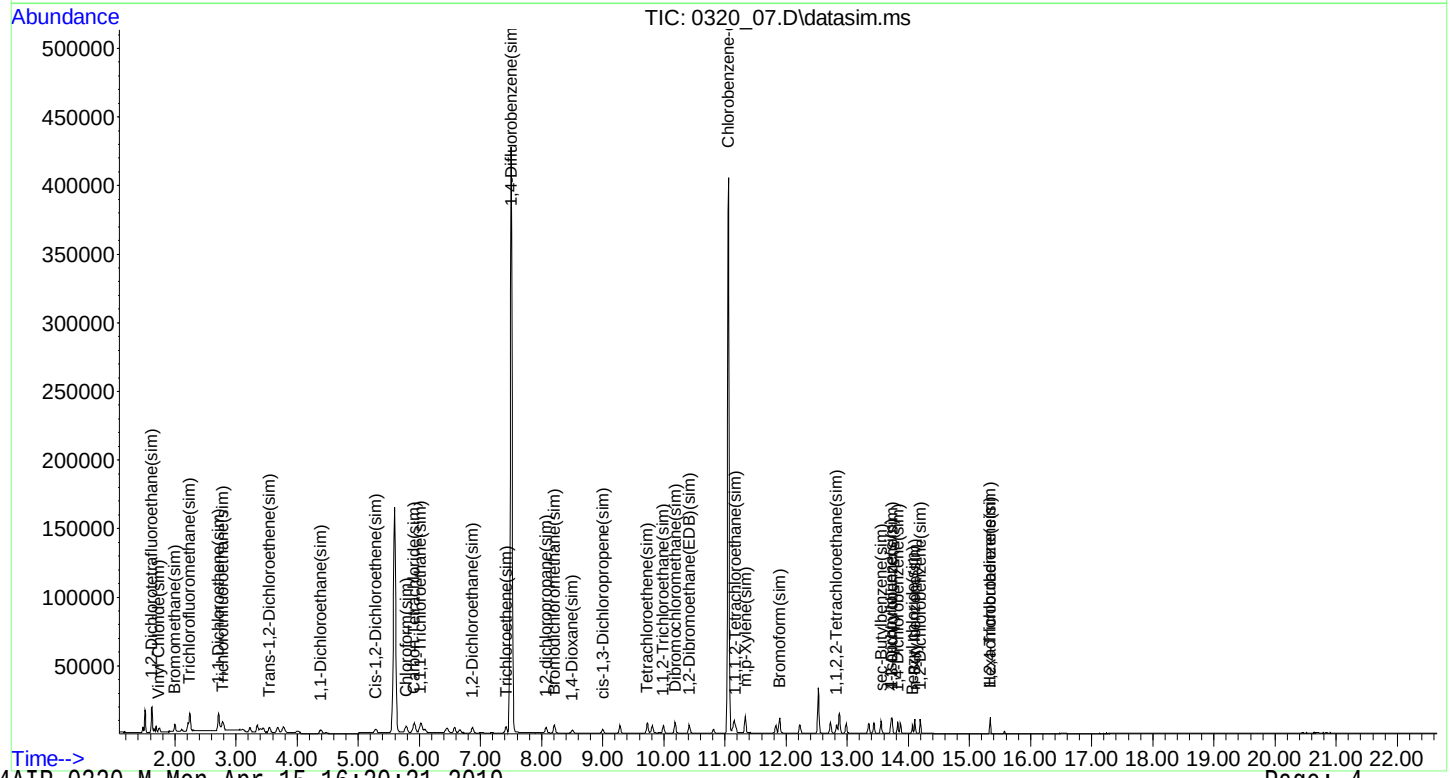

Quantitation Report (RF) (QT Reviewed)

Data Path : H:\AIR2019\CHEM24\03MAR\20\
Data File : 0320_08.D
Acq On : 21 Mar 2019 2:03 am
Operator : Keith
Client ID : ICAL 0.2
Lab ID : 0.2 ppbv
ALS Vial : 7 Sample Multiplier: 1

Quant Time: Mar 21 08:55:44 2019
Quant Method : H:\AIR2019\CHEM24\METHODS\24AIR_0320.M
Quant Title : VOA Standards for 5 point calibration
QLast Update : Thu Mar 21 08:55:37 2019
Response via : Initial Calibration

Compound	R.T.	QIon	Response	Conc	Units		Dev(Min)
Internal Standards							
1) Bromochloromethane	5.593	130	204742	10.000	ng		0.00
36) 1,4-Difluorobenzene	7.501	114	572792	10.000	ng		0.00
53) Chlorobenzene-d5	11.058	82	285421	10.000	ng		0.00
80) Bromochloromethane(sim)	5.593	130	204742	10.000	ng		0.00
94) 1,4-Difluorobenzene(sim)	7.501	114	572792	10.000	ng		0.00
104) Chlorobenzene-d5(sim)	11.058	82	285421	10.000	ng	#	0.00
System Monitoring Compounds							
62) % Bromofluorobenzene	12.531	95	393630	10.472	ppbv		0.00
Spiked Amount 10.000	Range 70 - 130		Recovery = 104.70%				
Target Compounds							Qvalue
2) Propylene	1.478	41	3966	0.210	ppbv	#	85
3) Dichlorodifluoromethane	1.512	85	19362	0.206	ppbv	#	96
4) Chloromethane	1.656	52	1698	0.256	ppbv	#	1
5) 1,2-Dichlorotetrafluor...	1.615	85	16901	0.224	ppbv		92
6) Vinyl Chloride	1.732	62	4761	0.220	ppbv		95
7) 1,3-Butadiene	1.752	54	2677	0.212	ppbv	#	68
8) Bromomethane	1.999	94	7147	0.224	ppbv	#	92
9) Chloroethane	2.108	64	2144	0.213	ppbv		82
10) Ethanol	2.745	45	3475	0.505	ppbv	#	77
12) Acetone	3.443	43	10218	0.308	ppbv	#	85
13) Trichlorofluoromethane	2.245	101	22978	0.245	ppbv		97
14) Isopropylalcohol	3.388	45	7388	0.224	ppbv	#	25
15) Acrylonitrile	4.466	53	2152	0.203	ppbv	#	77
16) 1,1-Dichloroethene	2.711	61	9572	0.220	ppbv		90
17) Methylene Chloride	3.347	49	7611	0.271	ppbv	#	74
20) Carbon Disulfide	2.711	76	16264	0.227	ppbv	#	90
21) Trichlorotrifluoroethane	2.779	101	14596	0.238	ppbv		99
22) Trans-1,2-Dichloroethene	3.545	61	6943	0.213	ppbv	#	81
23) 1,1-Dichloroethane	4.384	63	8797	0.211	ppbv		90
24) Methyl tert-butyl ethe...	3.764	73	11958	0.225	ppbv	#	57
25) Methyl Ethyl Ketone	6.282	43	7402	0.187	ppbv	#	82
26) Cis-1,2-Dichloroethene	5.284	61	5985	0.179	ppbv		85
27) Hexane	3.689	57	5145	0.180	ppbv	#	64
28) Chloroform	5.781	83	11454	0.203	ppbv		97
29) Ethyl acetate	6.084	43	9440	0.222	ppbv	#	87
30) Tetrahydrofuran	6.033	42	3470	0.219	ppbv	#	75
31) 1,2-Dichloroethane	6.864	62	8454	0.204	ppbv		98
32) 1,1,1-Trichloroethane	6.019	97	12397	0.213	ppbv		97
33) Benzene	6.570	78	10253	0.196	ppbv	#	91
34) Carbon Tetrachloride	5.918	117	14245	0.211	ppbv		98
35) Cyclohexane	5.579	56	4252	0.181	ppbv	#	82
37) 1,2-dichloropropane	8.076	63	3794	0.185	ppbv	#	64
38) Bromodichloromethane	8.213	83	12196	0.191	ppbv		95
39) Trichloroethene	7.419	130	5314	0.189	ppbv		95
41) 1,4-Dioxane	8.492	88	1712	0.148	ppbv	#	66
43) Heptane	6.659	43	4477	0.174	ppbv		91
44) cis-1,3-Dichloropropene	8.997	75	5950	0.171	ppbv		94
45) 4-Methyl-2-pentanone(M...	9.806	43	6972	0.174	ppbv	#	84
46) trans-1,3-Dichloropropene	9.813	75	5823	0.174	ppbv	#	91
47) 1,1,2-Trichloroethane	9.994	97	4637	0.183	ppbv		94
48) Toluene	9.279	91	10862	0.180	ppbv	#	95
49) Dibromochloromethane	10.188	129	12017	0.192	ppbv		96
50) 2-Hexanone(MBK)	10.804	43	6167	0.152	ppbv	#	83
51) 1,2-Dibromoethane(EDB)	10.419	107	8800	0.187	ppbv		97

Data Path : H:\AIR2019\CHEM24\03MAR\20\
Data File : 0320_08.D
Acq On : 21 Mar 2019 2:03 am
Operator : Keith
Client ID : ICAL 0.2
Lab ID : 0.2 ppbv
ALS Vial : 7 Sample Multiplier: 1

Quant Time: Mar 21 08:55:44 2019
Quant Method : H:\AIR2019\CHEM24\METHODS\24AIR_0320.M
Quant Title : VOA Standards for 5 point calibration
QLast Update : Thu Mar 21 08:55:37 2019
Response via : Initial Calibration

Compound	R.T.	QIon	Response	Conc	Units	Dev(Min)
52) Tetrachloroethene	9.734	166	7494	0.189	ppbv	98
54) 1,1,1,2-Tetrachloroethane	11.175	131	6077	0.211	ppbv	98
55) Chlorobenzene	11.079	112	8981	0.195	ppbv#	26
56) Ethylbenzene	11.147	91	14597	0.205	ppbv	93
57) m,p-Xylene	11.333	91	19518	0.368	ppbv	95
58) Bromoform	11.888	173	10121	0.181	ppbv	98
59) Styrene	11.902	104	5138	0.141	ppbv#	75
60) 1,1,2,2-Tetrachloroethane	12.823	83	10107	0.199	ppbv	96
61) o-Xylene	11.834	91	9858	0.167	ppbv#	88
64) Isopropylbenzene	12.226	105	11358	0.165	ppbv#	92
66) 4-Ethyltoluene	12.869	105	11649	0.163	ppbv#	89
67) 1,3,5-Trimethylbenzene	12.985	105	11273	0.182	ppbv#	88
68) 1,2,4-Trimethylbenzene	13.440	105	9562	0.165	ppbv#	95
70) Benzyl chloride	14.069	91	7915	0.159	ppbv	97
71) 1,3-Dichlorobenzene	13.732	146	9008	0.194	ppbv	98
72) 1,4-Dichlorobenzene	13.829	146	8806	0.195	ppbv	98
73) sec-Butylbenzene	13.550	105	14326	0.177	ppbv#	92
74) 4-Isopropyltoluene	13.719	119	10156	0.157	ppbv#	91
75) 1,2-Dichlorobenzene	14.192	146	8990	0.204	ppbv	99
76) n-Butylbenzene	14.108	91	9238	0.160	ppbv	98
77) 1,2,4-Trichlorobenzene	15.337	180	2383	0.000	ppbv#	94
79) Hexachlorobutadiene	15.337	225	7084	0.210	ppbv	99
81] 1,2-Dichlorotetrafluor...	1.618	85	17956	0.200	ppbv	91
82] Vinyl Chloride(sim)	1.732	62	4761	0.193	ppbv	95
83] Bromomethane(sim)	1.995	94	7174	0.198	ppbv#	95
84] Trichlorofluoromethane...	2.245	101	22978	0.204	ppbv	96
85] 1,1,1-Trichloroethane(...	6.022	97	13524	0.194	ppbv#	98
86] Carbon Tetrachloride(sim)	5.918	117	13959	0.180	ppbv	97
87] 1,1-Dichloroethene(sim)	2.714	61	10280	0.185	ppbv	86
88] Trichlorotrifluoroetha...	2.779	101	14377	0.190	ppbv	99
89] Trans-1,2-Dichloroethe...	3.548	61	7573	0.185	ppbv#	82
90] 1,1-Dichloroethane(sim)	4.384	63	8797	0.178	ppbv#	90
91] Cis-1,2-Dichloroethene...	5.286	61	6695	0.173	ppbv	85
92] Chloroform(sim)	5.781	83	11454	0.175	ppbv	100
93] 1,2-Dichloroethane(sim)	6.867	62	9498	0.186	ppbv#	90
95] 1,2-dichloropropane(sim)	8.072	63	4151	0.173	ppbv#	63
96] Bromodichloromethane(sim)	8.213	83	12196	0.175	ppbv	94
97] Trichloroethene(sim)	7.415	130	5751	0.175	ppbv#	66
98] 1,4-Dioxane(sim)	8.492	88	1712	0.153	ppbv#	62
99] cis-1,3-Dichloropropen...	9.000	75	6254	0.164	ppbv	97
100] 1,1,2-Trichloroethane(...	9.994	97	4637	0.157	ppbv	91
101] Dibromochloromethane(sim)	10.184	129	12380	0.179	ppbv	100
102] 1,2-Dibromoethane(EDB)...	10.419	107	8800	0.169	ppbv	100
103] Tetrachloroethene(sim)	9.729	166	7981	0.177	ppbv	97
105] Bromoform(sim)	11.891	173	10798	0.188	ppbv	92
106] 1,1,1,2-Tetrachloroeth...	11.175	131	6194	0.187	ppbv	99
107] m,p-Xylene(sim)	11.336	91	22255	0.379	ppbv#	79
108] 1,1,2,2-Tetrachloroeth...	12.823	83	10107	0.178	ppbv	95
111] Benzyl chloride(sim)	14.065	91	8106	0.171	ppbv	99
112] 1,3-Dichlorobenzene(sim)	13.732	146	9008	0.167	ppbv	96
113] 1,4-Dichlorobenzene(sim)	13.825	146	9944	0.192	ppbv	99
114] sec-Butylbenzene(sim)	13.550	105	14326	0.179	ppbv	91
115] 4-Isopropyltoluene(sim)	13.715	119	11119	0.175	ppbv#	93
116] 1,2-Dichlorobenzene(sim)	14.192	146	8990	0.177	ppbv	99
117] n-Butylbenzene(sim)	14.104	91	10467	0.175	ppbv	92
118] 1,2,4-Trichlorobenzene...	15.337	180	2312	0.143	ppbv	91
119] Hexachlorobutadiene(sim)	15.340	225	7748	0.178	ppbv	100

Data Path : H:\AIR2019\CHEM24\03MAR\20\
Data File : 0320_08.D
Acq On : 21 Mar 2019 2:03 am
Operator : Keith
Client ID : ICAL 0.2
Lab ID : 0.2 ppbv
ALS Vial : 7 Sample Multiplier: 1

Quant Time: Mar 21 08:55:44 2019
Quant Method : H:\AIR2019\CHEM24\METHODS\24AIR_0320.M
Quant Title : VOA Standards for 5 point calibration
QLast Update : Thu Mar 21 08:55:37 2019
Response via : Initial Calibration

Compound	R.T.	QIon	Response	Conc	Units	Dev(Min)

(#)out of range (m)manual integration reviewed by analyst (+)signals summed

Quantitation Report (RF) (QT Reviewed)

Data Path : H:\AIR2019\CHEM24\03MAR\20\
Data File : 0320_08.D
Acq On : 21 Mar 2019 2:03 am
Operator : Keith
Client ID : ICAL 0.2
Lab ID : 0.2 ppbv
ALS Vial : 7 Sample Multiplier: 1

Quant Time: Mar 21 08:55:44 2019
Quant Method : H:\AIR2019\CHEM24\METHODS\24AIR_0320.M
Quant Title : VOA Standards for 5 point calibration
QLast Update : Thu Mar 21 08:55:37 2019
Response via : Initial Calibration

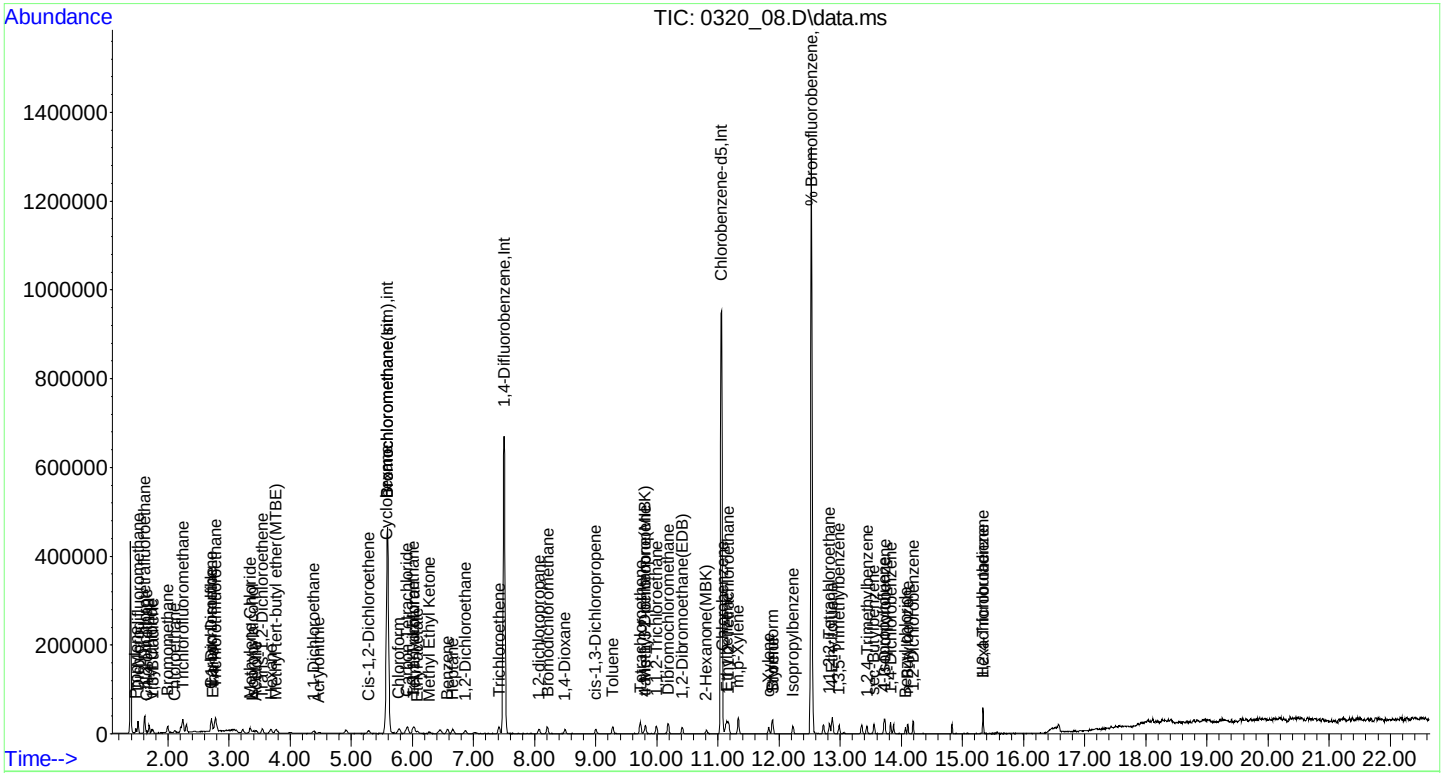

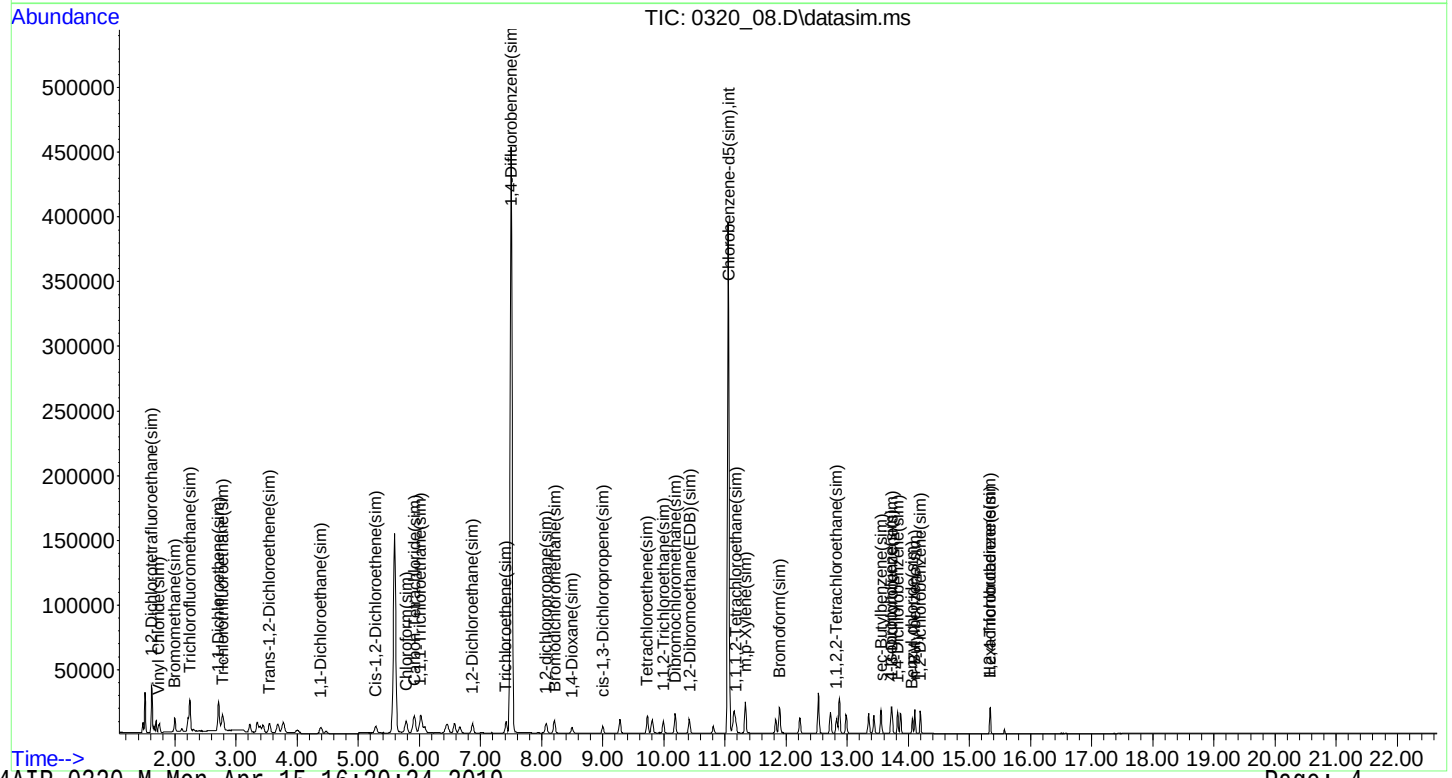

Quantitation Report (RF) (QT Reviewed)

Data Path : H:\AIR2019\CHEM24\03MAR\20\
Data File : 0320_09.D
Acq On : 21 Mar 2019 2:40 am
Operator : Keith
Client ID : ICAL 0.5
Lab ID : 0.5ppbv
ALS Vial : 8 Sample Multiplier: 1

Quant Time: Mar 21 08:57:14 2019
Quant Method : H:\AIR2019\CHEM24\METHODS\24AIR_0320.M
Quant Title : VOA Standards for 5 point calibration
QLast Update : Thu Mar 21 08:57:06 2019
Response via : Initial Calibration

Compound	R.T.	QIon	Response	Conc	Units		Dev(Min)
Internal Standards							
1) Bromochloromethane	5.594	130	201830	10.000	ng		0.00
36) 1,4-Difluorobenzene	7.501	114	567322	10.000	ng		0.00
53) Chlorobenzene-d5	11.052	82	279558	10.000	ng		0.00
80) Bromochloromethane(sim)	5.594	130	201830	10.000	ng		0.00
94) 1,4-Difluorobenzene(sim)	7.501	114	567322	10.000	ng		0.00
104) Chlorobenzene-d5(sim)	11.052	82	279558	10.000	ng	#	0.00
System Monitoring Compounds							
62) % Bromofluorobenzene	12.532	95	384584	10.205	ppbv		0.00
Spiked Amount 10.000	Range 70 - 130		Recovery = 102.10%				
Target Compounds							Qvalue
2) Propylene	1.472	41	7927	0.425	ppbv	#	83
3) Dichlorodifluoromethane	1.513	85	44372	0.480	ppbv	#	97
4) Chloromethane	1.657	52	3346	0.512	ppbv	#	1
5) 1,2-Dichlorotetrafluor...	1.622	85	40045	0.538	ppbv		92
6) Vinyl Chloride	1.732	62	10415	0.489	ppbv		97
7) 1,3-Butadiene	1.752	54	6064	0.486	ppbv	#	75
8) Bromomethane	1.999	94	16947	0.539	ppbv	#	92
9) Chloroethane	2.115	64	5348	0.538	ppbv		91
10) Ethanol	2.738	45	5857	0.863	ppbv	#	94
12) Acetone	3.436	43	20809	0.637	ppbv		92
13) Trichlorofluoromethane	2.239	101	53064	0.573	ppbv		98
14) Isopropylalcohol	3.388	45	16308	0.501	ppbv	#	26
15) Acrylonitrile	4.466	53	4882	0.468	ppbv	#	93
16) 1,1-Dichloroethene	2.711	61	22920	0.533	ppbv		89
17) Methylene Chloride	3.347	49	16626	0.602	ppbv	#	78
20) Carbon Disulfide	2.711	76	37337	0.529	ppbv		99
21) Trichlorotrifluoroethane	2.779	101	33874	0.559	ppbv		99
22) Trans-1,2-Dichloroethene	3.552	61	16452	0.511	ppbv	#	81
23) 1,1-Dichloroethane	4.379	63	20962	0.509	ppbv		99
24) Methyl tert-butyl ethe...	3.764	73	26620	0.509	ppbv	#	66
25) Methyl Ethyl Ketone	6.275	43	16629	0.426	ppbv	#	91
26) Cis-1,2-Dichloroethene	5.291	61	15578	0.473	ppbv	#	83
27) Hexane	3.682	57	11421	0.406	ppbv	#	72
28) Chloroform	5.781	83	28368	0.510	ppbv		94
29) Ethyl acetate	6.084	43	22459	0.535	ppbv	#	89
30) Tetrahydrofuran	6.012	42	8127	0.521	ppbv	#	83
31) 1,2-Dichloroethane	6.864	62	20275	0.495	ppbv		97
32) 1,1,1-Trichloroethane	6.019	97	30196	0.526	ppbv		98
33) Benzene	6.577	78	25445	0.494	ppbv	#	93
34) Carbon Tetrachloride	5.911	117	34801	0.524	ppbv		98
35) Cyclohexane	5.587	56	10846	0.468	ppbv	#	80
37) 1,2-dichloropropane	8.076	63	9877	0.485	ppbv	#	61
38) Bromodichloromethane	8.206	83	30312	0.479	ppbv		96
39) Trichloroethene	7.419	130	13152	0.472	ppbv		93
41) 1,4-Dioxane	8.492	88	4821	0.422	ppbv	#	87
43) Heptane	6.666	43	11679	0.457	ppbv		89
44) cis-1,3-Dichloropropene	9.005	75	14663	0.426	ppbv		96
45) 4-Methyl-2-pentanone(M...	9.799	43	18793	0.474	ppbv	#	87
46) trans-1,3-Dichloropropene	9.813	75	16164	0.487	ppbv		93
47) 1,1,2-Trichloroethane	9.994	97	12298	0.491	ppbv		98
48) Toluene	9.279	91	25095	0.419	ppbv	#	97
49) Dibromochloromethane	10.181	129	28104	0.453	ppbv		98
50) 2-Hexanone(MBK)	10.812	43	15632	0.389	ppbv	#	84
51) 1,2-Dibromoethane(EDB)	10.412	107	21114	0.452	ppbv		100

Data Path : H:\AIR2019\CHEM24\03MAR\20\
Data File : 0320_09.D
Acq On : 21 Mar 2019 2:40 am
Operator : Keith
Client ID : ICAL 0.5
Lab ID : 0.5ppbv
ALS Vial : 8 Sample Multiplier: 1

Quant Time: Mar 21 08:57:14 2019
Quant Method : H:\AIR2019\CHEM24\METHODS\24AIR_0320.M
Quant Title : VOA Standards for 5 point calibration
QLast Update : Thu Mar 21 08:57:06 2019
Response via : Initial Calibration

Compound	R.T.	QIon	Response	Conc	Units	Dev(Min)
52) Tetrachloroethene	9.734	166	17111	0.437	ppbv	95
54) 1,1,1,2-Tetrachloroethane	11.175	131	14058	0.498	ppbv	99
55) Chlorobenzene	11.072	112	22275	0.493	ppbv#	67
56) Ethylbenzene	11.148	91	34013	0.487	ppbv	93
57) m,p-Xylene	11.333	91	53350	1.027	ppbv	92
58) Bromoform	11.889	173	26670	0.486	ppbv	98
59) Styrene	11.903	104	15863	0.444	ppbv#	83
60) 1,1,2,2-Tetrachloroethane	12.830	83	24505	0.493	ppbv	99
61) o-Xylene	11.834	91	24462	0.422	ppbv	93
64) Isopropylbenzene	12.227	105	30434	0.451	ppbv#	93
66) 4-Ethyltoluene	12.869	105	35040	0.500	ppbv#	95
67) 1,3,5-Trimethylbenzene	12.986	105	28949	0.477	ppbv#	91
68) 1,2,4-Trimethylbenzene	13.440	105	27517	0.485	ppbv#	92
70) Benzyl chloride	14.070	91	18358	0.377	ppbv	96
71) 1,3-Dichlorobenzene	13.732	146	24614	0.540	ppbv	99
72) 1,4-Dichlorobenzene	13.823	146	22374	0.505	ppbv	98
73) sec-Butylbenzene	13.550	105	37918	0.478	ppbv#	95
74) 4-Isopropyltoluene	13.719	119	29779	0.470	ppbv#	94
75) 1,2-Dichlorobenzene	14.199	146	21974	0.509	ppbv	98
76) n-Butylbenzene	14.108	91	27129	0.481	ppbv	95
77) 1,2,4-Trichlorobenzene	15.341	180	7015	0.000	ppbv#	93
79) Hexachlorobutadiene	15.336	225	17333	0.524	ppbv	100
81] 1,2-Dichlorotetrafluor...	1.618	85	43152	0.488	ppbv	90
82] Vinyl Chloride(sim)	1.732	62	10415	0.428	ppbv	97
83] Bromomethane(sim)	1.995	94	16860	0.472	ppbv#	96
84] Trichlorofluoromethane...	2.239	101	53064	0.478	ppbv	99
85] 1,1,1-Trichloroethane(...	6.029	97	33434	0.487	ppbv#	98
86] Carbon Tetrachloride(sim)	5.911	117	34801	0.456	ppbv	97
87] 1,1-Dichloroethene(sim)	2.714	61	24524	0.447	ppbv	86
88] Trichlorotrifluoroetha...	2.779	101	33874	0.455	ppbv	99
89] Trans-1,2-Dichloroethe...	3.548	61	17837	0.443	ppbv#	83
90] 1,1-Dichloroethane(sim)	4.379	63	20962	0.429	ppbv	99
91] Cis-1,2-Dichloroethene...	5.287	61	16821	0.440	ppbv	85
92] Chloroform(sim)	5.781	83	28368	0.441	ppbv	100
93] 1,2-Dichloroethane(sim)	6.867	62	22133	0.439	ppbv#	90
95] 1,2-dichloropropane(sim)	8.072	63	10631	0.448	ppbv#	63
96] Bromodichloromethane(sim)	8.206	83	30312	0.440	ppbv	95
97] Trichloroethene(sim)	7.415	130	13891	0.426	ppbv#	67
98] 1,4-Dioxane(sim)	8.492	88	4821	0.434	ppbv#	86
99] cis-1,3-Dichloropropen...	9.000	75	16001	0.423	ppbv	97
100] 1,1,2-Trichloroethane(...	9.994	97	12298	0.422	ppbv	95
101] Dibromochloromethane(sim)	10.184	129	28997	0.424	ppbv	100
102] 1,2-Dibromoethane(EDB)...	10.412	107	21114	0.408	ppbv	97
103] Tetrachloroethene(sim)	9.730	166	18852	0.422	ppbv	96
105] Bromoform(sim)	11.892	173	27486	0.489	ppbv	93
106] 1,1,1,2-Tetrachloroeth...	11.175	131	13973	0.431	ppbv	99
107] m,p-Xylene(sim)	11.336	91	59141	1.028	ppbv#	79
108] 1,1,2,2-Tetrachloroeth...	12.830	83	24505	0.440	ppbv	96
111] Benzyl chloride(sim)	14.066	91	19293	0.415	ppbv	98
112] 1,3-Dichlorobenzene(sim)	13.732	146	24614	0.467	ppbv	97
113] 1,4-Dichlorobenzene(sim)	13.826	146	24918	0.491	ppbv	100
114] sec-Butylbenzene(sim)	13.550	105	37918	0.482	ppbv	94
115] 4-Isopropyltoluene(sim)	13.716	119	33170	0.533	ppbv	94
116] 1,2-Dichlorobenzene(sim)	14.199	146	21974	0.442	ppbv	100
117] n-Butylbenzene(sim)	14.105	91	29880	0.510	ppbv	93
118] 1,2,4-Trichlorobenzene...	15.341	180	6970	0.441	ppbv	93
119] Hexachlorobutadiene(sim)	15.339	225	18942	0.444	ppbv	99

Data Path : H:\AIR2019\CHEM24\03MAR\20\
Data File : 0320_09.D
Acq On : 21 Mar 2019 2:40 am
Operator : Keith
Client ID : ICAL 0.5
Lab ID : 0.5ppbv
ALS Vial : 8 Sample Multiplier: 1

Quant Time: Mar 21 08:57:14 2019
Quant Method : H:\AIR2019\CHEM24\METHODS\24AIR_0320.M
Quant Title : VOA Standards for 5 point calibration
QLast Update : Thu Mar 21 08:57:06 2019
Response via : Initial Calibration

Compound	R.T.	QIon	Response	Conc	Units	Dev(Min)

(#)out of range (m)manual integration reviewed by analyst (+)signals summed

Data Path : H:\AIR2019\CHEM24\03MAR\20\
Data File : 0320_09.D
Acq On : 21 Mar 2019 2:40 am
Operator : Keith
Client ID : ICAL 0.5
Lab ID : 0.5ppbv
ALS Vial : 8 Sample Multiplier: 1

Quant Time: Mar 21 08:57:14 2019
Quant Method : H:\AIR2019\CHEM24\METHODS\24AIR_0320.M
Quant Title : VOA Standards for 5 point calibration
QLast Update : Thu Mar 21 08:57:06 2019
Response via : Initial Calibration

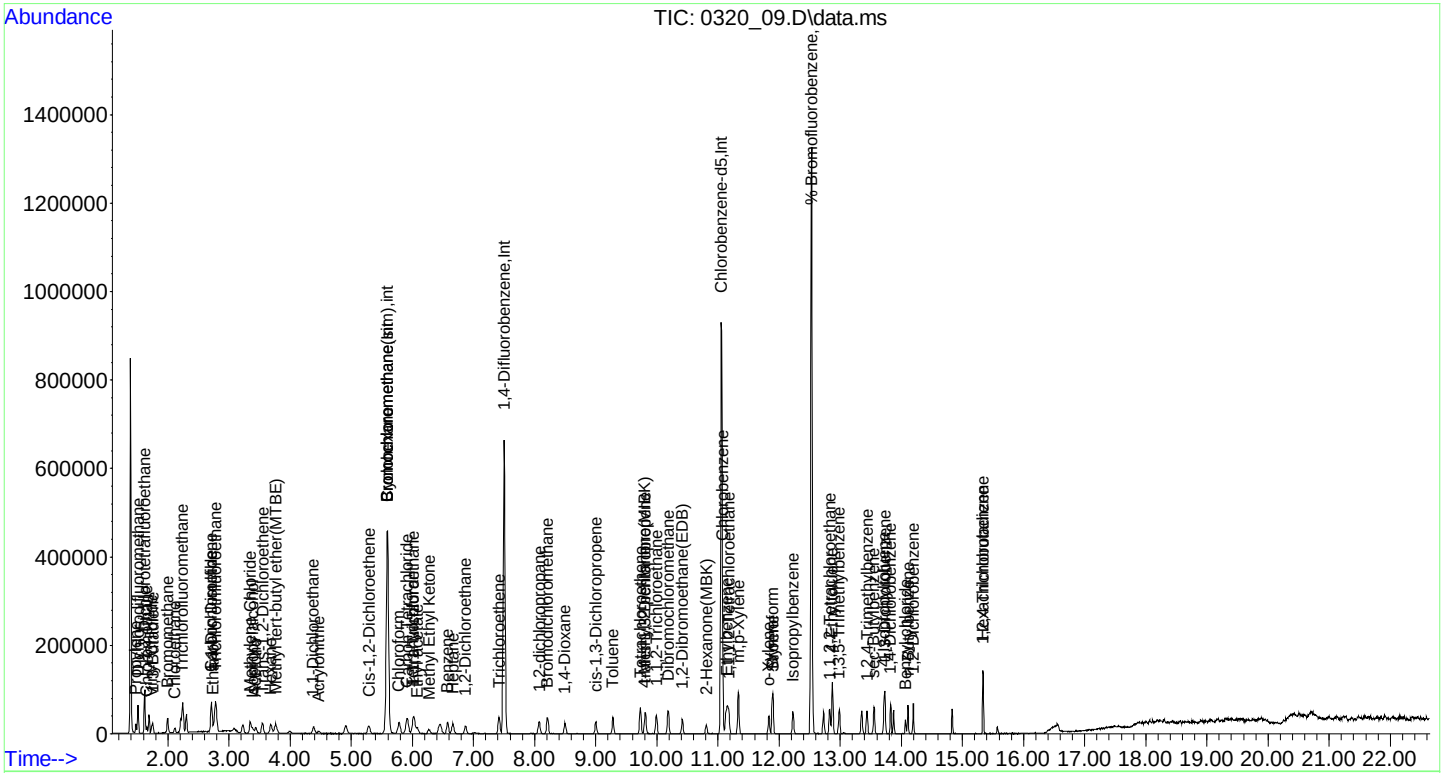

Quantitation Report (RF) (QT Reviewed)

Data Path : H:\AIR2019\CHEM24\03MAR\20\
Data File : 0320_10.D
Acq On : 21 Mar 2019 3:14 am
Operator : Keith
Client ID : ICAL 1
Lab ID : 1.0 ppbV
ALS Vial : 9 Sample Multiplier: 1

Quant Time: Mar 21 09:01:51 2019
Quant Method : H:\AIR2019\CHEM24\METHODS\24AIR_0320.M
Quant Title : VOA Standards for 5 point calibration
QLast Update : Thu Mar 21 09:01:28 2019
Response via : Initial Calibration

Compound	R.T.	QIon	Response	Conc	Units		Dev(Min)
Internal Standards							
1) Bromochloromethane	5.594	130	195465	10.000	ng		0.00
36) 1,4-Difluorobenzene	7.508	114	527327	10.000	ng		0.00
53) Chlorobenzene-d5	11.058	82	271757	10.000	ng		0.00
80) Bromochloromethane(sim)	5.594	130	195465	10.000	ng		0.00
94) 1,4-Difluorobenzene(sim)	7.508	114	527327	10.000	ng		0.00
104) Chlorobenzene-d5(sim)	11.058	82	271757	10.000	ng	#	0.00
System Monitoring Compounds							
62) % Bromofluorobenzene	12.531	95	383130	10.003	ppbv		0.00
Spiked Amount 10.000	Range 70 - 130		Recovery = 100.00%				
Target Compounds							Qvalue
2) Propylene	1.478	41	16580	0.918	ppbv	#	88
3) Dichlorodifluoromethane	1.512	85	96427	1.076	ppbv	#	96
4) Chloromethane	1.656	52	6998	1.107	ppbv	#	1
5) 1,2-Dichlorotetrafluor...	1.622	85	75193	1.043	ppbv		93
6) Vinyl Chloride	1.732	62	22461	1.089	ppbv		91
7) 1,3-Butadiene	1.752	54	13202	1.093	ppbv	#	75
8) Bromomethane	1.999	94	30293	0.995	ppbv	#	96
9) Chloroethane	2.115	64	9789	1.017	ppbv		93
10) Ethanol	2.731	45	8334	1.268	ppbv	#	90
12) Acetone	3.436	43	35225	1.113	ppbv		94
13) Trichlorofluoromethane	2.245	101	96868	1.080	ppbv		99
14) Isopropylalcohol	3.381	45	33904	1.076	ppbv	#	25
15) Acrylonitrile	4.471	53	10037	0.993	ppbv	#	92
16) 1,1-Dichloroethene	2.711	61	42969	1.032	ppbv		88
17) Methylene Chloride	3.347	49	26583	0.993	ppbv	#	77
20) Carbon Disulfide	2.711	76	70846	1.037	ppbv		100
21) Trichlorotrifluoroethane	2.779	101	61216	1.044	ppbv		98
22) Trans-1,2-Dichloroethene	3.545	61	31231	1.002	ppbv	#	82
23) 1,1-Dichloroethane	4.388	63	37824	0.948	ppbv		99
24) Methyl tert-butyl ethe...	3.757	73	50076	0.988	ppbv	#	73
25) Methyl Ethyl Ketone	6.268	43	34985	0.926	ppbv		92
26) Cis-1,2-Dichloroethene	5.291	61	31757	0.995	ppbv		84
27) Hexane	3.689	57	22570	0.828	ppbv	#	79
28) Chloroform	5.788	83	56808	1.054	ppbv		94
29) Ethyl acetate	6.076	43	42085	1.036	ppbv	#	93
30) Tetrahydrofuran	6.004	42	14931	0.988	ppbv	#	85
31) 1,2-Dichloroethane	6.871	62	38747	0.978	ppbv		96
32) 1,1,1-Trichloroethane	6.019	97	56980	1.025	ppbv		97
33) Benzene	6.576	78	50220	1.007	ppbv	#	94
34) Carbon Tetrachloride	5.918	117	63558	0.988	ppbv		98
35) Cyclohexane	5.579	56	21786	0.970	ppbv	#	84
37) 1,2-dichloropropane	8.076	63	19086	1.008	ppbv	#	63
38) Bromodichloromethane	8.213	83	61300	1.043	ppbv		99
39) Trichloroethene	7.419	130	24067	0.929	ppbv		91
41) 1,4-Dioxane	8.485	88	10415	0.980	ppbv		97
43) Heptane	6.665	43	26441	1.114	ppbv		88
44) cis-1,3-Dichloropropene	9.005	75	30460	0.952	ppbv		97
45) 4-Methyl-2-pentanone(M...	9.799	43	40640	1.102	ppbv	#	89
46) trans-1,3-Dichloropropene	9.813	75	34498	1.118	ppbv		95
47) 1,1,2-Trichloroethane	9.994	97	24440	1.050	ppbv		99
48) Toluene	9.279	91	56140	1.008	ppbv		97
49) Dibromochloromethane	10.188	129	56649	0.983	ppbv		99
50) 2-Hexanone(MBK)	10.804	43	34154	0.915	ppbv	#	86
51) 1,2-Dibromoethane(EDB)	10.419	107	42916	0.989	ppbv		98

Data Path : H:\AIR2019\CHEM24\03MAR\20\
Data File : 0320_10.D
Acq On : 21 Mar 2019 3:14 am
Operator : Keith
Client ID : ICAL 1
Lab ID : 1.0 ppbV
ALS Vial : 9 Sample Multiplier: 1

Quant Time: Mar 21 09:01:51 2019
Quant Method : H:\AIR2019\CHEM24\METHODS\24AIR_0320.M
Quant Title : VOA Standards for 5 point calibration
QLast Update : Thu Mar 21 09:01:28 2019
Response via : Initial Calibration

Compound	R.T.	QIon	Response	Conc	Units	Dev(Min)
52) Tetrachloroethene	9.734	166	35842	0.984	ppbv	96
54) 1,1,1,2-Tetrachloroethane	11.175	131	29014	1.056	ppbv	100
55) Chlorobenzene	11.079	112	43928	1.000	ppbv#	82
56) Ethylbenzene	11.154	91	72037	1.060	ppbv	93
57) m,p-Xylene	11.333	91	114065	2.258	ppbv	90
58) Bromoform	11.895	173	52628	0.987	ppbv	96
59) Styrene	11.895	104	34196	0.984	ppbv#	84
60) 1,1,2,2-Tetrachloroethane	12.830	83	48978	1.013	ppbv	98
61) o-Xylene	11.834	91	54745	0.972	ppbv	92
64) Isopropylbenzene	12.226	105	63526	0.967	ppbv#	92
66) 4-Ethyltoluene	12.869	105	69913	1.026	ppbv#	93
67) 1,3,5-Trimethylbenzene	12.985	105	65043	1.103	ppbv#	92
68) 1,2,4-Trimethylbenzene	13.433	105	59586	1.081	ppbv#	94
70) Benzyl chloride	14.069	91	45446	0.959	ppbv	97
71) 1,3-Dichlorobenzene	13.732	146	48696	1.099	ppbv	99
72) 1,4-Dichlorobenzene	13.829	146	42087	0.978	ppbv	99
73) sec-Butylbenzene	13.550	105	81602	1.058	ppbv#	94
74) 4-Isopropyltoluene	13.719	119	64041	1.040	ppbv	93
75) 1,2-Dichlorobenzene	14.192	146	44223	1.053	ppbv	99
76) n-Butylbenzene	14.108	91	59842	1.092	ppbv	94
77) 1,2,4-Trichlorobenzene	15.337	180	17135	0.000	ppbv	97
79) Hexachlorobutadiene	15.337	225	33683	1.048	ppbv	100
81] 1,2-Dichlorotetrafluor...	1.618	85	80603	0.941	ppbv	90
82] Vinyl Chloride(sim)	1.732	62	22461	0.952	ppbv	91
83] Bromomethane(sim)	1.995	94	31988	0.924	ppbv#	95
84] Trichlorofluoromethane...	2.245	101	96868	0.901	ppbv	100
85] 1,1,1-Trichloroethane(...	6.022	97	62928	0.946	ppbv#	98
86] Carbon Tetrachloride(sim)	5.918	117	63558	0.859	ppbv	98
87] 1,1-Dichloroethene(sim)	2.714	61	47149	0.887	ppbv	85
88] Trichlorotrifluoroetha...	2.779	101	61085	0.848	ppbv	100
89] Trans-1,2-Dichloroethe...	3.548	61	34213	0.878	ppbv#	82
90] 1,1-Dichloroethane(sim)	4.388	63	37824	0.800	ppbv	99
91] Cis-1,2-Dichloroethene...	5.286	61	34515	0.933	ppbv	85
92] Chloroform(sim)	5.788	83	56808	0.911	ppbv	100
93] 1,2-Dichloroethane(sim)	6.874	62	42977	0.880	ppbv#	90
95] 1,2-dichloropropane(sim)	8.079	63	20688	0.938	ppbv#	64
96] Bromodichloromethane(sim)	8.213	83	61300	0.958	ppbv	97
97] Trichloroethene(sim)	7.422	130	27058	0.894	ppbv#	66
98] 1,4-Dioxane(sim)	8.485	88	10415	1.008	ppbv#	95
99] cis-1,3-Dichloropropen...	9.000	75	33230	0.945	ppbv	97
100] 1,1,2-Trichloroethane(...	9.994	97	24440	0.902	ppbv	96
101] Dibromochloromethane(sim)	10.184	129	59435	0.934	ppbv	100
102] 1,2-Dibromoethane(EDB)...	10.419	107	42916	0.893	ppbv	98
103] Tetrachloroethene(sim)	9.729	166	38383	0.925	ppbv	96
105] Bromoform(sim)	11.891	173	53599	0.981	ppbv	93
106] 1,1,1,2-Tetrachloroeth...	11.175	131	29014	0.920	ppbv	98
107] m,p-Xylene(sim)	11.336	91	124528	2.228	ppbv#	79
108] 1,1,2,2-Tetrachloroeth...	12.830	83	48978	0.905	ppbv	100
111] Benzyl chloride(sim)	14.065	91	47848	1.060	ppbv	98
112] 1,3-Dichlorobenzene(sim)	13.732	146	48696	0.950	ppbv	97
113] 1,4-Dichlorobenzene(sim)	13.825	146	47602	0.964	ppbv	100
114] sec-Butylbenzene(sim)	13.550	105	81602	1.068	ppbv	93
115] 4-Isopropyltoluene(sim)	13.722	119	70371	1.163	ppbv	94
116] 1,2-Dichlorobenzene(sim)	14.192	146	44161	0.914	ppbv	98
117] n-Butylbenzene(sim)	14.104	91	64777	1.138	ppbv	93
118] 1,2,4-Trichlorobenzene...	15.337	180	17046	1.110	ppbv	97
119] Hexachlorobutadiene(sim)	15.340	225	36369	0.876	ppbv	100

Data Path : H:\AIR2019\CHEM24\03MAR\20\
Data File : 0320_10.D
Acq On : 21 Mar 2019 3:14 am
Operator : Keith
Client ID : ICAL 1
Lab ID : 1.0 ppbV
ALS Vial : 9 Sample Multiplier: 1

Quant Time: Mar 21 09:01:51 2019
Quant Method : H:\AIR2019\CHEM24\METHODS\24AIR_0320.M
Quant Title : VOA Standards for 5 point calibration
QLast Update : Thu Mar 21 09:01:28 2019
Response via : Initial Calibration

Compound	R.T.	QIon	Response	Conc	Units	Dev(Min)

(#)out of range (m)manual integration reviewed by analyst (+)signals summed

Data Path : H:\AIR2019\CHEM24\03MAR\20\
Data File : 0320_10.D
Acq On : 21 Mar 2019 3:14 am
Operator : Keith
Client ID : ICAL 1
Lab ID : 1.0 ppbV
ALS Vial : 9 Sample Multiplier: 1

Quant Time: Mar 21 09:01:51 2019
Quant Method : H:\AIR2019\CHEM24\METHODS\24AIR_0320.M
Quant Title : VOA Standards for 5 point calibration
QLast Update : Thu Mar 21 09:01:28 2019
Response via : Initial Calibration

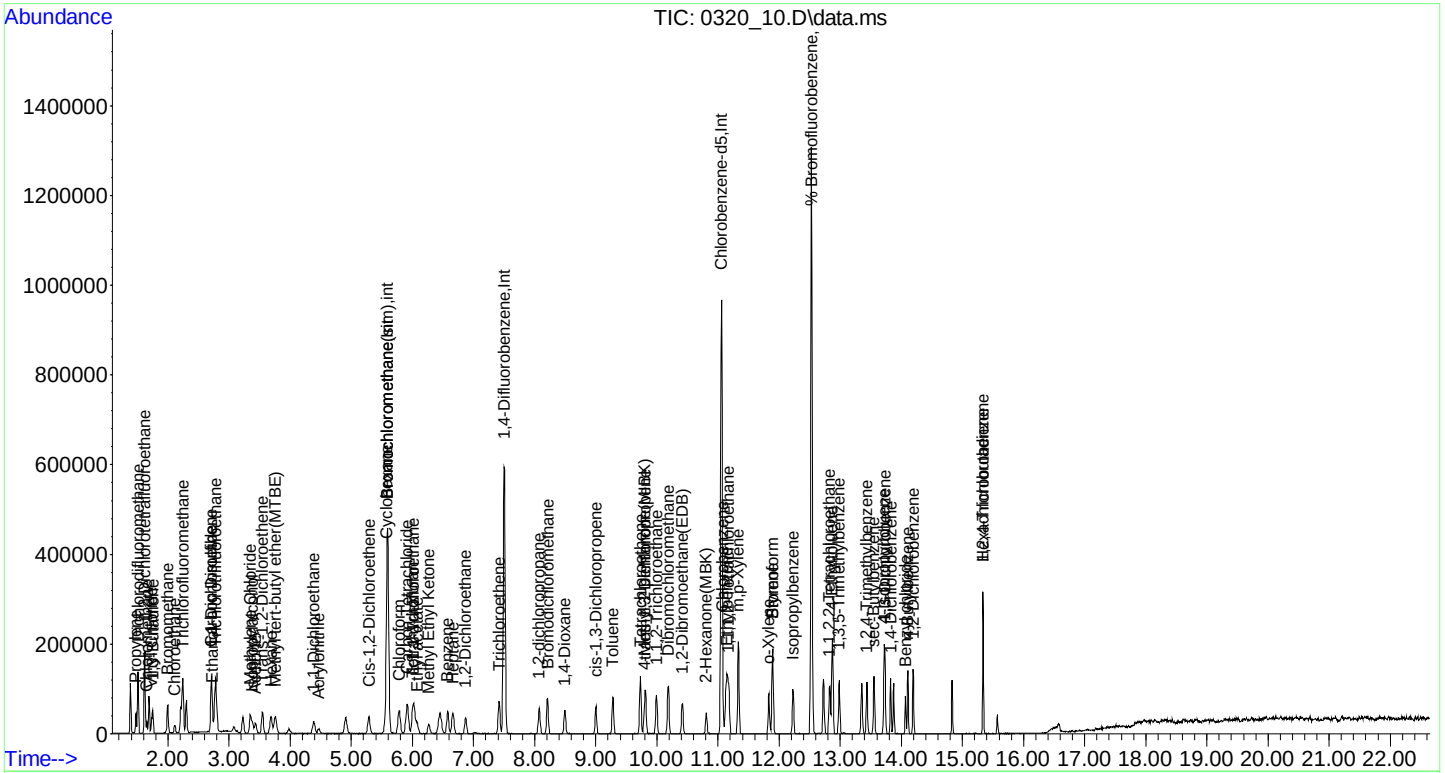

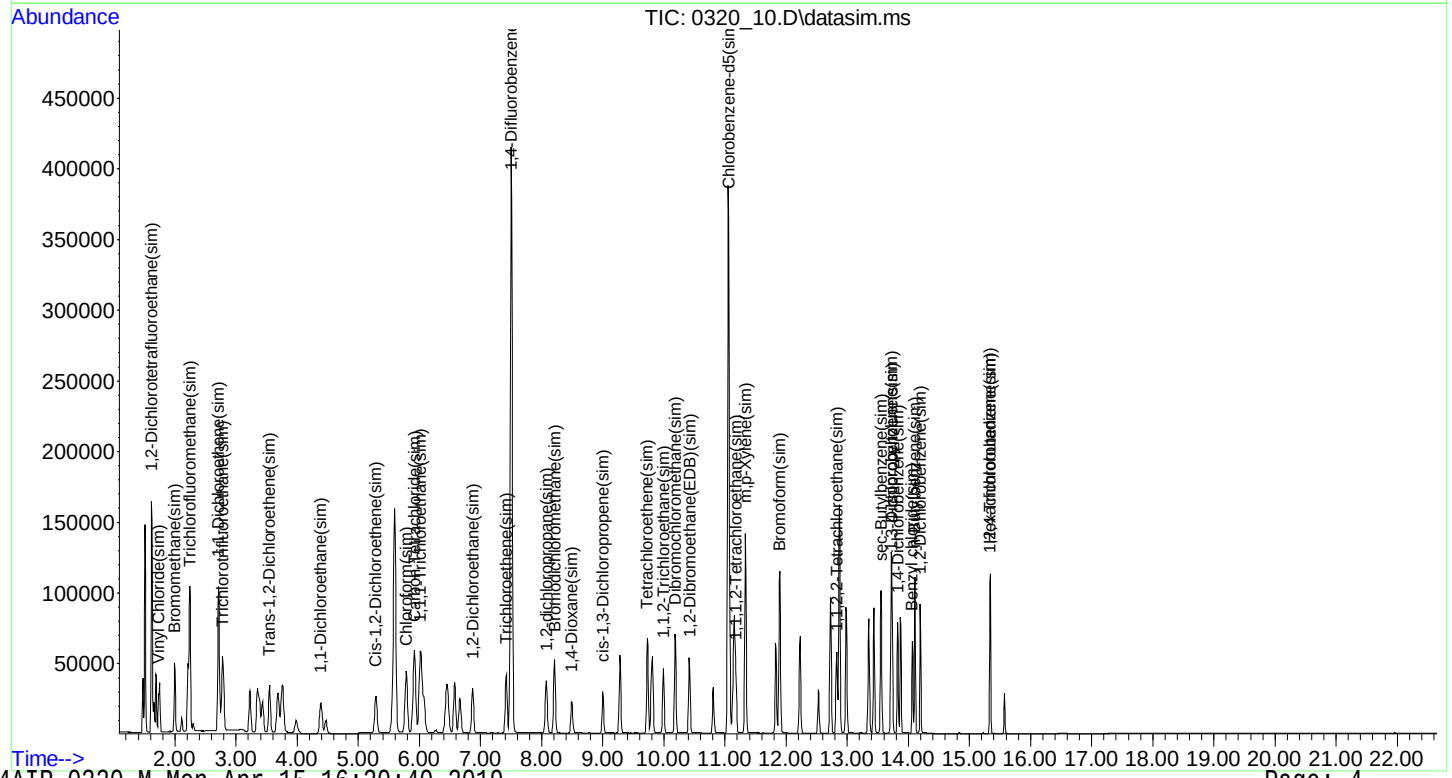

Quantitation Report (RF) (QT Reviewed)

Data Path : H:\AIR2019\CHEM24\03MAR\20\
Data File : 0320_11.D
Acq On : 21 Mar 2019 3:51 am
Operator : Keith
Client ID : ICAL 2.5
Lab ID : 2.5 ppbV
ALS Vial : 10 Sample Multiplier: 1

Quant Time: Mar 21 08:57:49 2019
Quant Method : H:\AIR2019\CHEM24\METHODS\24AIR_0320.M
Quant Title : VOA Standards for 5 point calibration
QLast Update : Thu Mar 21 08:57:40 2019
Response via : Initial Calibration

Compound	R.T.	QIon	Response	Conc	Units		Dev(Min)
Internal Standards							
1) Bromochloromethane	5.593	130	186982	10.000	ng		0.00
36) 1,4-Difluorobenzene	7.508	114	525413	10.000	ng		0.00
53) Chlorobenzene-d5	11.058	82	280721	10.000	ng		0.00
80) Bromochloromethane(sim)	5.593	130	186982	10.000	ng		0.00
94) 1,4-Difluorobenzene(sim)	7.508	114	525413	10.000	ng		0.00
104) Chlorobenzene-d5(sim)	11.058	82	280721	10.000	ng	#	0.00
System Monitoring Compounds							
62) % Bromofluorobenzene	12.531	95	385228	10.014	ppbv		0.00
Spiked Amount 10.000	Range 70 - 130		Recovery = 100.10%				
Target Compounds							Qvalue
2) Propylene	1.478	41	43461	2.515	ppbv		92
3) Dichlorodifluoromethane	1.512	85	237021	2.765	ppbv#		97
4) Chloromethane	1.656	52	15893	2.628	ppbv#		1
5) 1,2-Dichlorotetrafluor...	1.622	85	184176	2.670	ppbv		93
6) Vinyl Chloride	1.732	62	54033	2.737	ppbv		92
7) 1,3-Butadiene	1.752	54	31260	2.707	ppbv#		82
8) Bromomethane	1.999	94	72721	2.497	ppbv#		97
9) Chloroethane	2.115	64	21912	2.380	ppbv		90
10) Ethanol	2.724	45	16752	2.665	ppbv		98
12) Acetone	3.429	43	78767	2.602	ppbv		94
13) Trichlorofluoromethane	2.239	101	222881	2.598	ppbv		99
14) Isopropylalcohol	3.374	45	72170	2.395	ppbv#		24
15) Acrylonitrile	4.466	53	23029	2.381	ppbv		96
16) 1,1-Dichloroethene	2.711	61	98400	2.471	ppbv		89
17) Methylene Chloride	3.347	49	57817	2.258	ppbv#		78
20) Carbon Disulfide	2.711	76	161711	2.473	ppbv		99
21) Trichlorotrifluoroethane	2.779	101	133663	2.383	ppbv		99
22) Trans-1,2-Dichloroethene	3.552	61	73697	2.471	ppbv#		83
23) 1,1-Dichloroethane	4.388	63	89404	2.344	ppbv		99
24) Methyl tert-butyl ethe...	3.751	73	119469	2.465	ppbv#		81
25) Methyl Ethyl Ketone	6.261	43	82410	2.281	ppbv#		90
26) Cis-1,2-Dichloroethene	5.284	61	72172	2.363	ppbv		85
27) Hexane	3.689	57	55801	2.139	ppbv#		82
28) Chloroform	5.788	83	122888	2.383	ppbv		96
29) Ethyl acetate	6.076	43	96215	2.476	ppbv#		94
30) Tetrahydrofuran	5.997	42	33607	2.325	ppbv		91
31) 1,2-Dichloroethane	6.878	62	95214	2.511	ppbv		97
32) 1,1,1-Trichloroethane	6.026	97	132566	2.492	ppbv		98
33) Benzene	6.583	78	113952	2.389	ppbv#		95
34) Carbon Tetrachloride	5.918	117	148145	2.408	ppbv		99
35) Cyclohexane	5.572	56	53014	2.468	ppbv#		84
37) 1,2-dichloropropane	8.076	63	44281	2.348	ppbv#		65
38) Bromodichloromethane	8.213	83	150942	2.578	ppbv		99
39) Trichloroethene	7.425	130	59661	2.312	ppbv		94
41) 1,4-Dioxane	8.477	88	26299	2.484	ppbv		94
43) Heptane	6.665	43	62202	2.631	ppbv		88
44) cis-1,3-Dichloropropene	9.005	75	78346	2.459	ppbv		97
45) 4-Methyl-2-pentanone(M...	9.799	43	98106	2.670	ppbv#		87
46) trans-1,3-Dichloropropene	9.813	75	80226	2.610	ppbv#		95
47) 1,1,2-Trichloroethane	9.994	97	55702	2.401	ppbv		98
48) Toluene	9.279	91	133141	2.399	ppbv#		98
49) Dibromochloromethane	10.188	129	141939	2.471	ppbv		99
50) 2-Hexanone(MBK)	10.804	43	93226	2.508	ppbv#		87
51) 1,2-Dibromoethane(EDB)	10.419	107	105252	2.434	ppbv		96

Data Path : H:\AIR2019\CHEM24\03MAR\20\
Data File : 0320_11.D
Acq On : 21 Mar 2019 3:51 am
Operator : Keith
Client ID : ICAL 2.5
Lab ID : 2.5 ppbV
ALS Vial : 10 Sample Multiplier: 1

Quant Time: Mar 21 08:57:49 2019
Quant Method : H:\AIR2019\CHEM24\METHODS\24AIR_0320.M
Quant Title : VOA Standards for 5 point calibration
QLast Update : Thu Mar 21 08:57:40 2019
Response via : Initial Calibration

Compound	R.T.	QIon	Response	Conc	Units	Dev(Min)
52) Tetrachloroethene	9.734	166	84885	2.339	ppbv	97
54) 1,1,1,2-Tetrachloroethane	11.175	131	66432	2.342	ppbv	99
55) Chlorobenzene	11.072	112	102650	2.263	ppbv	89
56) Ethylbenzene	11.154	91	164478	2.343	ppbv	93
57) m,p-Xylene	11.333	91	254565	4.878	ppbv	91
58) Bromoform	11.895	173	131445	2.387	ppbv	99
59) Styrene	11.902	104	89211	2.484	ppbv#	81
60) 1,1,2,2-Tetrachloroethane	12.830	83	120936	2.422	ppbv	99
61) o-Xylene	11.834	91	143287	2.462	ppbv	93
64) Isopropylbenzene	12.226	105	175577	2.588	ppbv#	94
66) 4-Ethyltoluene	12.868	105	184396	2.619	ppbv#	94
67) 1,3,5-Trimethylbenzene	12.985	105	148454	2.437	ppbv#	92
68) 1,2,4-Trimethylbenzene	13.440	105	148575	2.609	ppbv	93
70) Benzyl chloride	14.069	91	122906	2.512	ppbv	97
71) 1,3-Dichlorobenzene	13.732	146	103819	2.268	ppbv	99
72) 1,4-Dichlorobenzene	13.829	146	100582	2.262	ppbv	99
73) sec-Butylbenzene	13.556	105	196365	2.465	ppbv#	94
74) 4-Isopropyltoluene	13.719	119	155799	2.450	ppbv	93
75) 1,2-Dichlorobenzene	14.199	146	109571	2.527	ppbv	99
76) n-Butylbenzene	14.108	91	155587	2.748	ppbv	95
77) 1,2,4-Trichlorobenzene	15.337	180	48187	0.000	ppbv	98
79) Hexachlorobutadiene	15.337	225	79558	2.397	ppbv	100
81] 1,2-Dichlorotetrafluor...	1.618	85	196408	2.396	ppbv	92
82] Vinyl Chloride(sim)	1.732	62	54033	2.394	ppbv	92
83] Bromomethane(sim)	1.995	94	75962	2.293	ppbv#	96
84] Trichlorofluoromethane...	2.239	101	222881	2.167	ppbv	100
85] 1,1,1-Trichloroethane(...	6.029	97	143830	2.260	ppbv#	99
86] Carbon Tetrachloride(sim)	5.918	117	147960	2.091	ppbv	99
87] 1,1-Dichloroethene(sim)	2.714	61	106088	2.087	ppbv	86
88] Trichlorotrifluoroetha...	2.779	101	133663	1.939	ppbv	100
89] Trans-1,2-Dichloroethe...	3.548	61	80522	2.159	ppbv#	83
90] 1,1-Dichloroethane(sim)	4.388	63	89404	1.977	ppbv	99
91] Cis-1,2-Dichloroethene...	5.294	61	78790	2.226	ppbv	86
92] Chloroform(sim)	5.788	83	122888	2.060	ppbv	100
93] 1,2-Dichloroethane(sim)	6.874	62	103343	2.211	ppbv#	90
95] 1,2-dichloropropane(sim)	8.072	63	49171	2.238	ppbv#	68
96] Bromodichloromethane(sim)	8.213	83	150942	2.367	ppbv	98
97] Trichloroethene(sim)	7.422	130	64515	2.138	ppbv#	67
98] 1,4-Dioxane(sim)	8.477	88	26299	2.554	ppbv#	92
99] cis-1,3-Dichloropropen...	9.000	75	87624	2.501	ppbv	97
100] 1,1,2-Trichloroethane(...	9.994	97	55702	2.062	ppbv	95
101] Dibromochloromethane(sim)	10.184	129	146345	2.308	ppbv	99
102] 1,2-Dibromoethane(EDB)...	10.419	107	105180	2.197	ppbv	93
103] Tetrachloroethene(sim)	9.737	166	92452	2.236	ppbv	97
105] Bromoform(sim)	11.891	173	135612	2.404	ppbv	93
106] 1,1,1,2-Tetrachloroeth...	11.175	131	66432	2.040	ppbv	99
107] m,p-Xylene(sim)	11.336	91	277899	4.812	ppbv#	79
108] 1,1,2,2-Tetrachloroeth...	12.830	83	120936	2.164	ppbv	98
111] Benzyl chloride(sim)	14.065	91	128203	2.749	ppbv	99
112] 1,3-Dichlorobenzene(sim)	13.732	146	103819	1.960	ppbv	97
113] 1,4-Dichlorobenzene(sim)	13.825	146	114551	2.246	ppbv	100
114] sec-Butylbenzene(sim)	13.556	105	196347	2.488	ppbv	93
115] 4-Isopropyltoluene(sim)	13.721	119	171044	2.737	ppbv	94
116] 1,2-Dichlorobenzene(sim)	14.199	146	109571	2.195	ppbv	98
117] n-Butylbenzene(sim)	14.104	91	170319	2.896	ppbv	95
118] 1,2,4-Trichlorobenzene...	15.337	180	48055	3.030	ppbv	98
119] Hexachlorobutadiene(sim)	15.340	225	85758	2.000	ppbv	99

Data Path : H:\AIR2019\CHEM24\03MAR\20\
Data File : 0320_11.D
Acq On : 21 Mar 2019 3:51 am
Operator : Keith
Client ID : ICAL 2.5
Lab ID : 2.5 ppbV
ALS Vial : 10 Sample Multiplier: 1

Quant Time: Mar 21 08:57:49 2019
Quant Method : H:\AIR2019\CHEM24\METHODS\24AIR_0320.M
Quant Title : VOA Standards for 5 point calibration
QLast Update : Thu Mar 21 08:57:40 2019
Response via : Initial Calibration

Compound	R.T.	QIon	Response	Conc	Units	Dev(Min)

(#)out of range (m)manual integration reviewed by analyst (+)signals summed

Quantitation Report (RF) (QT Reviewed)

Data Path : H:\AIR2019\CHEM24\03MAR\20\
Data File : 0320_11.D
Acq On : 21 Mar 2019 3:51 am
Operator : Keith
Client ID : ICAL 2.5
Lab ID : 2.5 ppbV
ALS Vial : 10 Sample Multiplier: 1

Quant Time: Mar 21 08:57:49 2019
Quant Method : H:\AIR2019\CHEM24\METHODS\24AIR_0320.M
Quant Title : VOA Standards for 5 point calibration
QLast Update : Thu Mar 21 08:57:40 2019
Response via : Initial Calibration

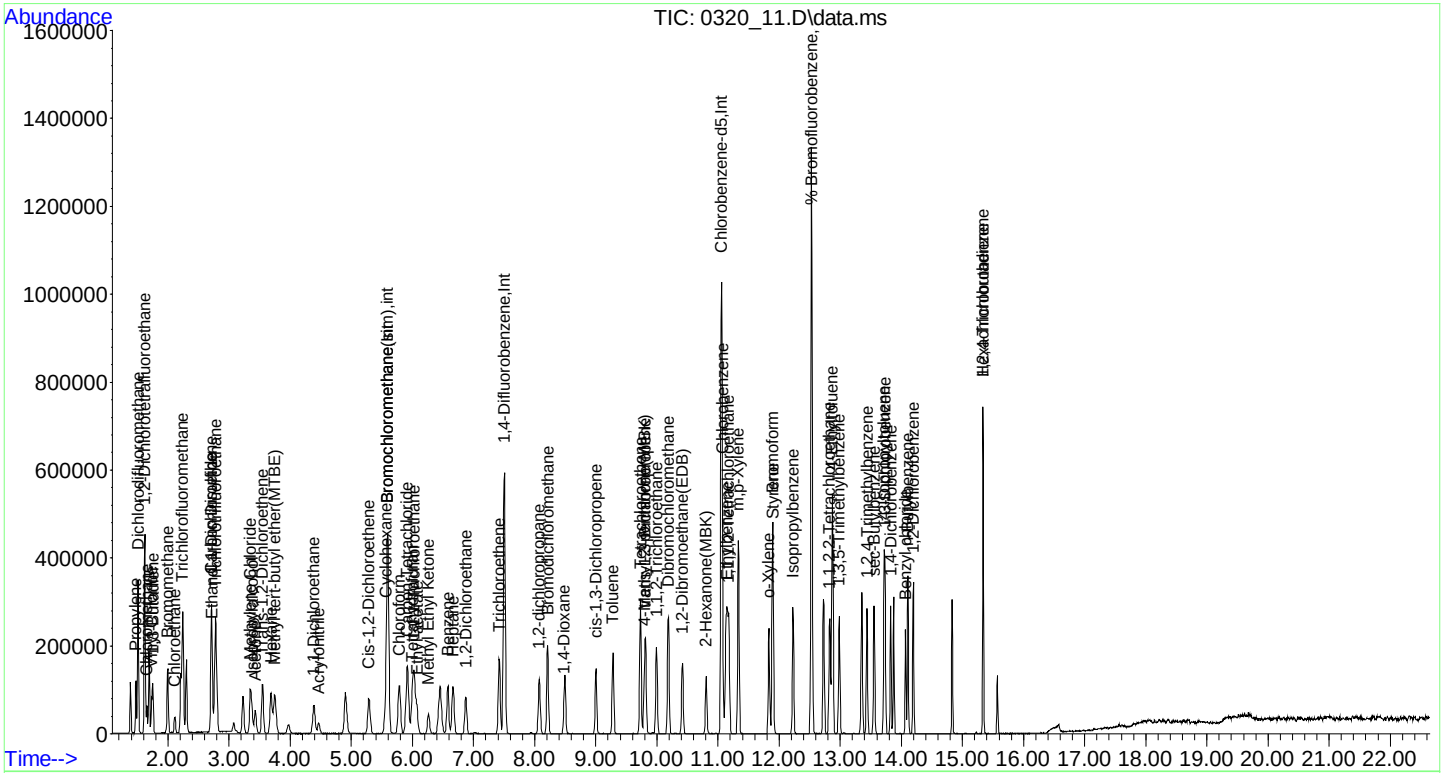

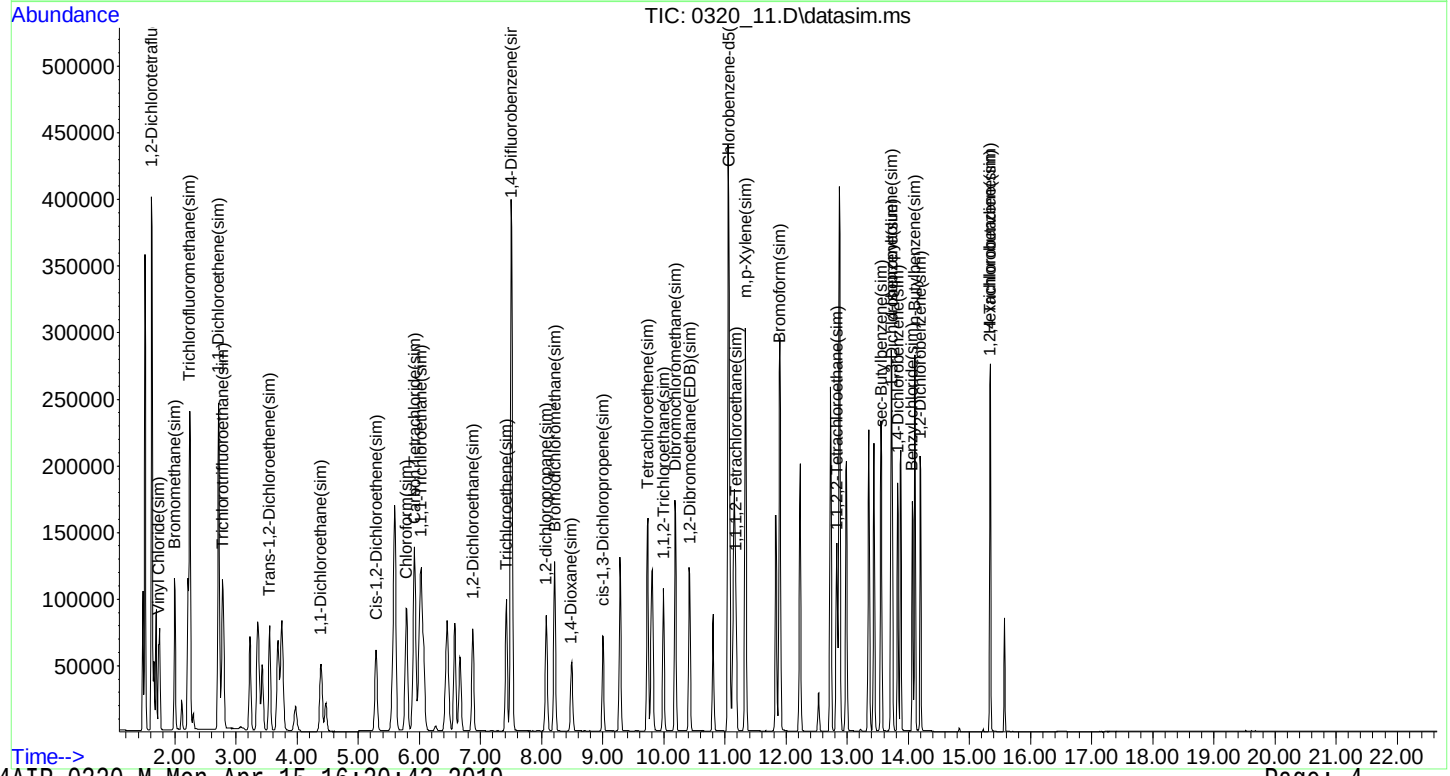

Quantitation Report (RF) (QT Reviewed)

Data Path : H:\AIR2019\CHEM24\03MAR\20\
Data File : 0320_12.D
Acq On : 21 Mar 2019 4:25 am
Operator : Keith
Client ID : ICAL 5
Lab ID : 5.0 ppbV
ALS Vial : 11 Sample Multiplier: 1

Quant Time: Mar 21 09:00:53 2019
Quant Method : H:\AIR2019\CHEM24\METHODS\24AIR_0320.M
Quant Title : VOA Standards for 5 point calibration
QLast Update : Thu Mar 21 08:58:02 2019
Response via : Initial Calibration

Compound	R.T.	QIon	Response	Conc	Units	Dev(Min)
Internal Standards						
1) Bromochloromethane	5.601	130	175281	10.000	ng	0.00
36) 1,4-Difluorobenzene	7.508	114	528213	10.000	ng	0.00
53) Chlorobenzene-d5	11.058	82	273636	10.000	ng	0.00
80) Bromochloromethane(sim)	5.601	130	175281	10.000	ng	0.00
94) 1,4-Difluorobenzene(sim)	7.508	114	528213	10.000	ng	0.00
104) Chlorobenzene-d5(sim)	11.061	82	296581m	10.000	ng	0.00
System Monitoring Compounds						
62) % Bromofluorobenzene	12.531	95	393380	10.488	ppbv	0.00
Spiked Amount 10.000	Range 70 - 130		Recovery = 104.90%			
Target Compounds						Qvalue
2) Propylene	1.478	41	88172	5.442	ppbv	93
3) Dichlorodifluoromethane	1.513	85	463544	5.768	ppbv#	97
4) Chloromethane	1.656	52	29572	5.215	ppbv#	1
5) 1,2-Dichlorotetrafluor...	1.622	85	354110	5.475	ppbv	95
6) Vinyl Chloride	1.732	62	98696	5.334	ppbv	93
7) 1,3-Butadiene	1.752	54	60834	5.619	ppbv#	82
8) Bromomethane	1.999	94	140341	5.140	ppbv#	98
9) Chloroethane	2.115	64	45866	5.314	ppbv	95
10) Ethanol	2.725	45	34506	5.855	ppbv	95
12) Acetone	3.422	43	166739	5.877	ppbv	95
13) Trichlorofluoromethane	2.246	101	404847	5.034	ppbv	99
14) Isopropylalcohol	3.368	45	161776	5.728	ppbv#	21
15) Acrylonitrile	4.471	53	50277	5.545	ppbv	97
16) 1,1-Dichloroethene	2.711	61	203522	5.453	ppbv	90
17) Methylene Chloride	3.347	49	120643	5.027	ppbv#	79
20) Carbon Disulfide	2.711	76	336086	5.484	ppbv	100
21) Trichlorotrifluoroethane	2.779	101	260197	4.948	ppbv	99
22) Trans-1,2-Dichloroethene	3.552	61	150363	5.379	ppbv#	83
23) 1,1-Dichloroethane	4.393	63	190578	5.329	ppbv	99
24) Methyl tert-butyl ethe...	3.744	73	249074	5.482	ppbv#	64
25) Methyl Ethyl Ketone	6.261	43	195394	5.768	ppbv	93
26) Cis-1,2-Dichloroethene	5.291	61	157471	5.500	ppbv	86
27) Hexane	3.689	57	149225	6.103	ppbv	93
28) Chloroform	5.788	83	259571	5.370	ppbv	96
29) Ethyl acetate	6.069	43	194353	5.335	ppbv	94
30) Tetrahydrofuran	5.990	42	72717	5.367	ppbv	89
31) 1,2-Dichloroethane	6.878	62	185996	5.233	ppbv	97
32) 1,1,1-Trichloroethane	6.033	97	255777	5.129	ppbv	98
33) Benzene	6.583	78	224001	5.010	ppbv#	95
34) Carbon Tetrachloride	5.918	117	296915	5.149	ppbv	100
35) Cyclohexane	5.572	56	108216	5.375	ppbv#	87
37) 1,2-dichloropropane	8.076	63	100007	5.275	ppbv#	69
38) Bromodichloromethane	8.213	83	314238	5.338	ppbv	99
39) Trichloroethene	7.426	130	129905	5.007	ppbv	93
41) 1,4-Dioxane	8.478	88	60303	5.665	ppbv	96
43) Heptane	6.666	43	130123	5.474	ppbv	90
44) cis-1,3-Dichloropropene	9.005	75	178020	5.557	ppbv	97
45) 4-Methyl-2-pentanone(M...	9.792	43	213976	5.793	ppbv#	89
46) trans-1,3-Dichloropropene	9.820	75	172925	5.597	ppbv	96
47) 1,1,2-Trichloroethane	9.994	97	121871	5.225	ppbv	98
48) Toluene	9.286	91	303920	5.447	ppbv#	98
49) Dibromochloromethane	10.189	129	311582	5.396	ppbv	99
50) 2-Hexanone(MBK)	10.804	43	232820	6.230	ppbv#	89
51) 1,2-Dibromoethane(EDB)	10.420	107	225495	5.188	ppbv	100

Data Path : H:\AIR2019\CHEM24\03MAR\20\
Data File : 0320_12.D
Acq On : 21 Mar 2019 4:25 am
Operator : Keith
Client ID : ICAL 5
Lab ID : 5.0 ppbV
ALS Vial : 11 Sample Multiplier: 1

Quant Time: Mar 21 09:00:53 2019
Quant Method : H:\AIR2019\CHEM24\METHODS\24AIR_0320.M
Quant Title : VOA Standards for 5 point calibration
QLast Update : Thu Mar 21 08:58:02 2019
Response via : Initial Calibration

	Compound	R.T.	QIon	Response	Conc	Units	Dev(Min)
52)	Tetrachloroethene	9.734	166	203474	5.577	ppbv	97
54)	1,1,1,2-Tetrachloroethane	11.175	131	150781	5.452	ppbv	100
55)	Chlorobenzene	11.072	112	235092	5.317	ppbv	93
56)	Ethylbenzene	11.154	91	376570	5.504	ppbv	95
57)	m,p-Xylene	11.333	91	573340	11.271	ppbv	92
58)	Bromoform	11.895	173	298658	5.565	ppbv	99
59)	Styrene	11.902	104	195664	5.590	ppbv#	84
60)	1,1,2,2-Tetrachloroethane	12.830	83	273831	5.625	ppbv	100
61)	o-Xylene	11.834	91	339397	5.983	ppbv	92
64)	Isopropylbenzene	12.226	105	391796	5.926	ppbv	94
66)	4-Ethyltoluene	12.869	105	400924	5.843	ppbv#	95
67)	1,3,5-Trimethylbenzene	12.985	105	329014	5.540	ppbv#	93
68)	1,2,4-Trimethylbenzene	13.440	105	337134	6.074	ppbv	94
70)	Benzyl chloride	14.069	91	287233	6.023	ppbv	98
71)	1,3-Dichlorobenzene	13.732	146	241569	5.413	ppbv	99
72)	1,4-Dichlorobenzene	13.829	146	228661	5.275	ppbv	100
73)	sec-Butylbenzene	13.556	105	466708	6.010	ppbv	95
74)	4-Isopropyltoluene	13.719	119	375724	6.062	ppbv	95
75)	1,2-Dichlorobenzene	14.199	146	243963	5.772	ppbv	99
76)	n-Butylbenzene	14.108	91	332138	6.019	ppbv	97
77)	1,2,4-Trichlorobenzene	15.336	180	145986	0.000	ppbv	99
79)	Hexachlorobutadiene	15.336	225	192488	5.949	ppbv	100
81]	1,2-Dichlorotetrafluor...	1.618	85	370105	4.816	ppbv	94
82]	Vinyl Chloride(sim)	1.732	62	98696	4.665	ppbv	93
83]	Bromomethane(sim)	1.995	94	149285	4.807	ppbv#	96
84]	Trichlorofluoromethane...	2.246	101	404847	4.199	ppbv	100
85]	1,1,1-Trichloroethane(...	6.036	97	277066	4.644	ppbv#	99
86]	Carbon Tetrachloride(sim)	5.918	117	296832	4.475	ppbv	99
87]	1,1-Dichloroethene(sim)	2.714	61	213297	4.477	ppbv	88
88]	Trichlorotrifluoroetha...	2.779	101	260119	4.025	ppbv	100
89]	Trans-1,2-Dichloroethe...	3.548	61	160505	4.591	ppbv#	84
90]	1,1-Dichloroethane(sim)	4.393	63	190578	4.496	ppbv	99
91]	Cis-1,2-Dichloroethene...	5.287	61	170119	5.127	ppbv	87
92]	Chloroform(sim)	5.788	83	259571	4.642	ppbv	100
93]	1,2-Dichloroethane(sim)	6.874	62	201372	4.596	ppbv#	91
95]	1,2-dichloropropane(sim)	8.079	63	109941	4.978	ppbv#	71
96]	Bromodichloromethane(sim)	8.213	83	314238	4.902	ppbv	99
97]	Trichloroethene(sim)	7.422	130	142990	4.714	ppbv#	67
98]	1,4-Dioxane(sim)	8.478	88	60303	5.825	ppbv#	94
99]	cis-1,3-Dichloropropen...	9.000	75	194096	5.511	ppbv	97
100]	1,1,2-Trichloroethane(...	9.994	97	121871	4.488	ppbv	95
101]	Dibromochloromethane(sim)	10.192	129	320196	5.024	ppbv	99
102]	1,2-Dibromoethane(EDB)...	10.420	107	225495	4.685	ppbv	96
103]	Tetrachloroethene(sim)	9.729	166	214656	5.164	ppbv	98
105]	Bromoform(sim)	11.892	173	301078	5.052	ppbv	93
106]	1,1,1,2-Tetrachloroeth...	11.175	131	150672	4.380	ppbv	98
107]	m,p-Xylene(sim)	11.336	91	615523	10.089	ppbv#	80
108]	1,1,2,2-Tetrachloroeth...	12.830	83	273805	4.637	ppbv	98
111]	Benzyl chloride(sim)	14.066	91	317191m	6.437	ppbv	
112]	1,3-Dichlorobenzene(sim)	13.735	146	268562m	4.800	ppbv	
113]	1,4-Dichlorobenzene(sim)	13.825	146	255568m	4.742	ppbv	
114]	sec-Butylbenzene(sim)	13.553	105	501118m	6.010	ppbv	
115]	4-Isopropyltoluene(sim)	13.722	119	400879m	6.072	ppbv	
116]	1,2-Dichlorobenzene(sim)	14.199	146	243977	4.627	ppbv	98
117]	n-Butylbenzene(sim)	14.104	91	354944	5.712	ppbv	96
118]	1,2,4-Trichlorobenzene...	15.336	180	145984	8.713	ppbv	98
119]	Hexachlorobutadiene(sim)	15.339	225	205635	4.539	ppbv	99

Data Path : H:\AIR2019\CHEM24\03MAR\20\
Data File : 0320_12.D
Acq On : 21 Mar 2019 4:25 am
Operator : Keith
Client ID : ICAL 5
Lab ID : 5.0 ppbV
ALS Vial : 11 Sample Multiplier: 1

Quant Time: Mar 21 09:00:53 2019
Quant Method : H:\AIR2019\CHEM24\METHODS\24AIR_0320.M
Quant Title : VOA Standards for 5 point calibration
QLast Update : Thu Mar 21 08:58:02 2019
Response via : Initial Calibration

Compound	R.T.	QIon	Response	Conc	Units	Dev(Min)

(#)out of range (m)manual integration reviewed by analyst (+)signals summed

Quantitation Report (RF) (QT Reviewed)

Data Path : H:\AIR2019\CHEM24\03MAR\20\
Data File : 0320_12.D
Acq On : 21 Mar 2019 4:25 am
Operator : Keith
Client ID : ICAL 5
Lab ID : 5.0 ppbV
ALS Vial : 11 Sample Multiplier: 1

Quant Time: Mar 21 09:00:53 2019
Quant Method : H:\AIR2019\CHEM24\METHODS\24AIR_0320.M
Quant Title : VOA Standards for 5 point calibration
QLast Update : Thu Mar 21 08:58:02 2019
Response via : Initial Calibration

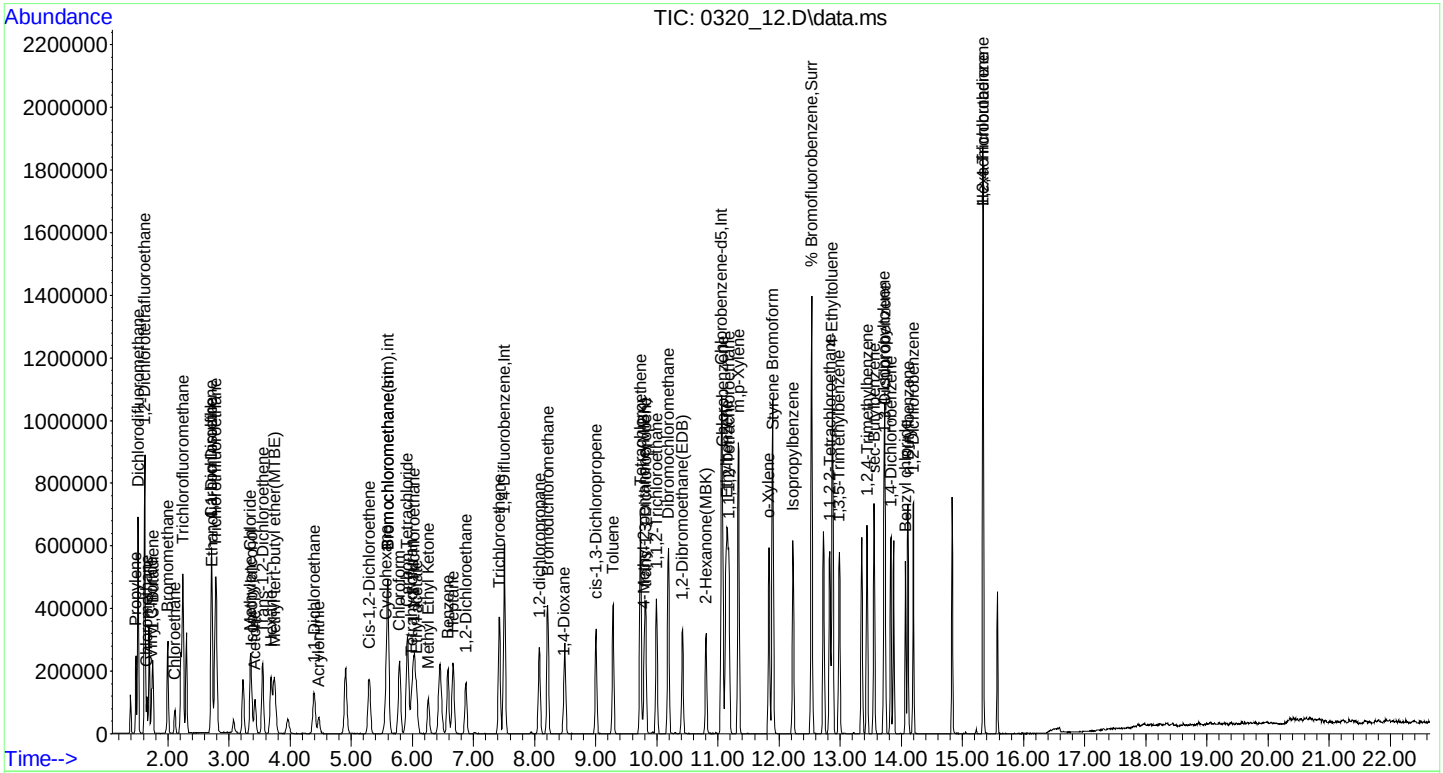

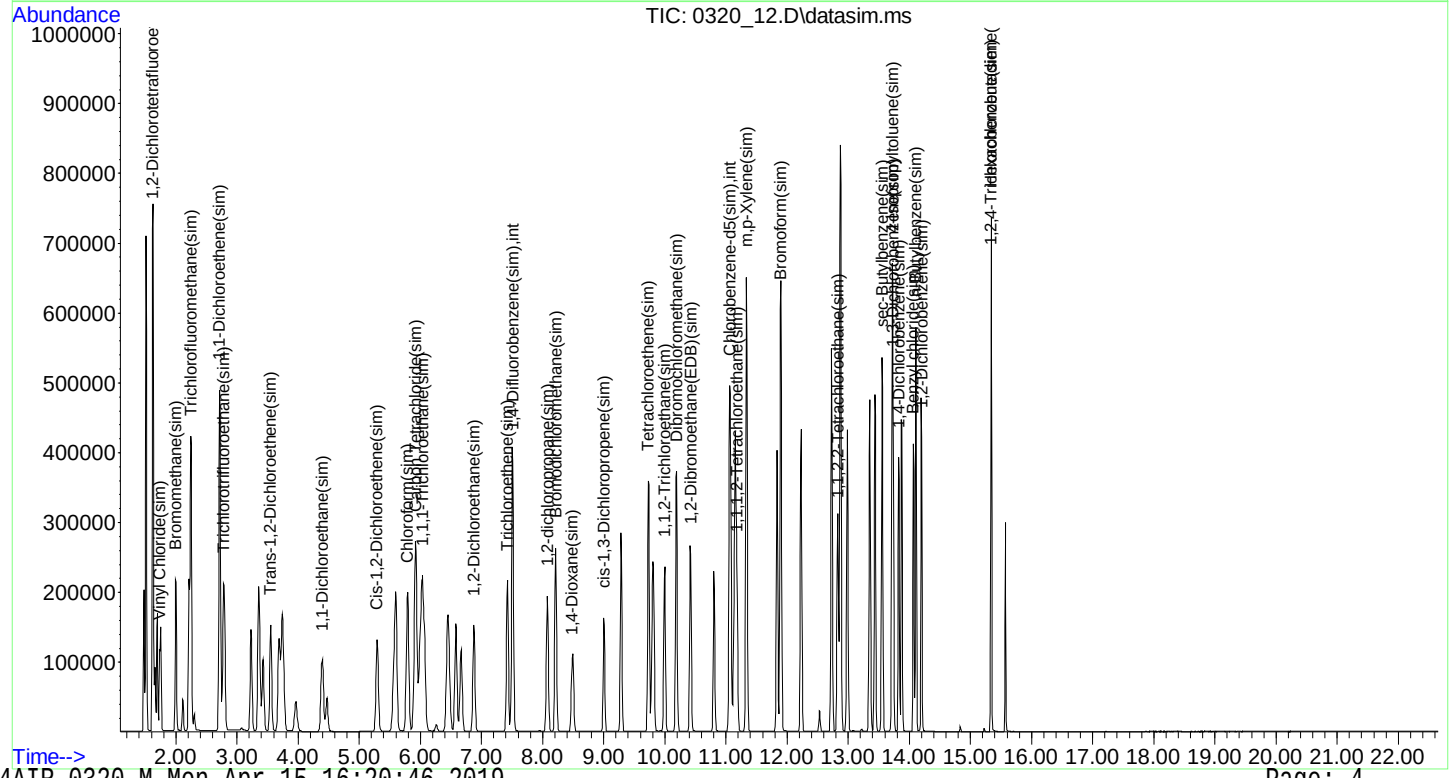

Quantitation Report (RF) (QT Reviewed)

Data Path : H:\AIR2019\CHEM24\03MAR\20\
Data File : 0320_13.D
Acq On : 21 Mar 2019 4:59 am
Operator : Keith
Client ID : ICAL 10
Lab ID : 10 ppbV
ALS Vial : 12 Sample Multiplier: 1

Quant Time: Mar 21 09:04:27 2019
Quant Method : H:\AIR2019\CHEM24\METHODS\24AIR_0320.M
Quant Title : VOA Standards for 5 point calibration
QLast Update : Thu Mar 21 09:04:22 2019
Response via : Initial Calibration

Compound	R.T.	QIon	Response	Conc	Units		Dev(Min)
Internal Standards							
1) Bromochloromethane	5.601	130	178397	10.000	ng		0.00
36) 1,4-Difluorobenzene	7.508	114	533971	10.000	ng		0.00
53) Chlorobenzene-d5	11.059	82	285903	10.000	ng		0.00
80) Bromochloromethane(sim)	5.601	130	178397	10.000	ng		0.00
94) 1,4-Difluorobenzene(sim)	7.508	114	533971	10.000	ng		0.00
104) Chlorobenzene-d5(sim)	11.059	82	285903	10.000	ng	#	0.00
System Monitoring Compounds							
62) % Bromofluorobenzene	12.532	95	416823	10.344	ppbv		0.00
Spiked Amount 10.000	Range 70 - 130		Recovery = 103.40%				
Target Compounds							Qvalue
2) Propylene	1.478	41	177861	10.787	ppbv		94
3) Dichlorodifluoromethane	1.513	85	843293	10.311	ppbv	#	98
4) Chloromethane	1.657	52	56574	9.803	ppbv	#	1
5) 1,2-Dichlorotetrafluor...	1.622	85	665303	10.107	ppbv		96
6) Vinyl Chloride	1.732	62	184224	9.782	ppbv		93
7) 1,3-Butadiene	1.752	54	112156	10.178	ppbv		85
8) Bromomethane	1.999	94	263463	9.480	ppbv	#	97
9) Chloroethane	2.115	64	82446	9.385	ppbv		95
10) Ethanol	2.725	45	59177	9.865	ppbv		94
12) Acetone	3.422	43	288773	10.000	ppbv		96
13) Trichlorofluoromethane	2.246	101	756761	9.246	ppbv		100
14) Isopropylalcohol	3.361	45	296922	10.329	ppbv	#	22
15) Acrylonitrile	4.466	53	95322	10.329	ppbv		95
16) 1,1-Dichloroethene	2.718	61	357593	9.413	ppbv		92
17) Methylene Chloride	3.354	49	232027	9.499	ppbv	#	82
20) Carbon Disulfide	2.718	76	608205	9.750	ppbv		100
21) Trichlorotrifluoroethane	2.779	101	492017	9.192	ppbv		98
22) Trans-1,2-Dichloroethene	3.552	61	281804	9.904	ppbv		85
23) 1,1-Dichloroethane	4.389	63	371410	10.204	ppbv		99
24) Methyl tert-butyl ethe...	3.737	73	458225	9.909	ppbv	#	1
25) Methyl Ethyl Ketone	6.262	43	376235	10.913	ppbv		94
26) Cis-1,2-Dichloroethene	5.291	61	319376	10.960	ppbv		88
27) Hexane	3.689	57	300034	12.056	ppbv	#	79
28) Chloroform	5.788	83	509504	10.356	ppbv		97
29) Ethyl acetate	6.069	43	374939	10.112	ppbv		95
30) Tetrahydrofuran	5.983	42	139805	10.139	ppbv		93
31) 1,2-Dichloroethane	6.878	62	365405	10.102	ppbv		97
32) 1,1,1-Trichloroethane	6.026	97	501319	9.878	ppbv		99
33) Benzene	6.583	78	455590	10.012	ppbv	#	95
34) Carbon Tetrachloride	5.918	117	602175	10.260	ppbv		100
35) Cyclohexane	5.572	56	223572	10.911	ppbv	#	89
37) 1,2-dichloropropane	8.076	63	203679	10.628	ppbv	#	72
38) Bromodichloromethane	8.213	83	605291	10.171	ppbv		99
39) Trichloroethene	7.426	130	292357	11.148	ppbv		97
41) 1,4-Dioxane	8.471	88	122720	11.404	ppbv		96
43) Heptane	6.666	43	264060	10.989	ppbv		91
44) cis-1,3-Dichloropropene	9.005	75	363576	11.227	ppbv		98
45) 4-Methyl-2-pentanone(M...	9.792	43	414539	11.102	ppbv	#	91
46) trans-1,3-Dichloropropene	9.820	75	327393	10.482	ppbv		96
47) 1,1,2-Trichloroethane	9.994	97	242870	10.300	ppbv		98
48) Toluene	9.286	91	607989	10.778	ppbv		98
49) Dibromochloromethane	10.189	129	594823	10.189	ppbv		100
50) 2-Hexanone(MBK)	10.805	43	444649	11.770	ppbv	#	90
51) 1,2-Dibromoethane(EDB)	10.420	107	461744	10.508	ppbv		99

Data Path : H:\AIR2019\CHEM24\03MAR\20\
Data File : 0320_13.D
Acq On : 21 Mar 2019 4:59 am
Operator : Keith
Client ID : ICAL 10
Lab ID : 10 ppbV
ALS Vial : 12 Sample Multiplier: 1

Quant Time: Mar 21 09:04:27 2019
Quant Method : H:\AIR2019\CHEM24\METHODS\24AIR_0320.M
Quant Title : VOA Standards for 5 point calibration
QLast Update : Thu Mar 21 09:04:22 2019
Response via : Initial Calibration

Compound	R.T.	QIon	Response	Conc	Units	Dev(Min)
52) Tetrachloroethene	9.734	166	392974	10.655	ppbv	97
54) 1,1,1,2-Tetrachloroethane	11.175	131	290049	10.039	ppbv	100
55) Chlorobenzene	11.079	112	468511	10.142	ppbv	95
56) Ethylbenzene	11.155	91	768836	10.755	ppbv	96
57) m,p-Xylene	11.333	91	1198589	22.550	ppbv	94
58) Bromoform	11.896	173	583549	10.406	ppbv	98
59) Styrene	11.903	104	386313	10.563	ppbv#	88
60) 1,1,2,2-Tetrachloroethane	12.830	83	520754	10.239	ppbv	99
61) o-Xylene	11.834	91	637767	10.760	ppbv	94
64) Isopropylbenzene	12.227	105	784323	11.353	ppbv	95
66) 4-Ethyltoluene	12.869	105	781675	10.903	ppbv	96
67) 1,3,5-Trimethylbenzene	12.986	105	672014	10.830	ppbv	94
68) 1,2,4-Trimethylbenzene	13.440	105	648796	11.188	ppbv	95
70) Benzyl chloride	14.070	91	627725	12.597	ppbv	99
71) 1,3-Dichlorobenzene	13.732	146	487506	10.456	ppbv	100
72) 1,4-Dichlorobenzene	13.823	146	486051	10.732	ppbv	100
73) sec-Butylbenzene	13.557	105	932118	11.488	ppbv	97
74) 4-Isopropyltoluene	13.719	119	777612	12.008	ppbv	97
75) 1,2-Dichlorobenzene	14.199	146	432413	9.791	ppbv	99
76) n-Butylbenzene	14.108	91	623869	10.820	ppbv	97
77) 1,2,4-Trichlorobenzene	15.336	180	319614	0.000	ppbv	100
79) Hexachlorobutadiene	15.336	225	378708	11.202	ppbv	100
81] 1,2-Dichlorotetrafluor...	1.618	85	675878	8.642	ppbv	96
82] Vinyl Chloride(sim)	1.732	62	184224	8.555	ppbv	93
83] Bromomethane(sim)	1.995	94	275397	8.714	ppbv#	97
84] Trichlorofluoromethane...	2.246	101	756761	7.711	ppbv	100
85] 1,1,1-Trichloroethane(...	6.029	97	534608	8.804	ppbv#	100
86] Carbon Tetrachloride(sim)	5.918	117	602175	8.919	ppbv	100
87] 1,1-Dichloroethene(sim)	2.714	61	372914	7.690	ppbv	91
88] Trichlorotrifluoroetha...	2.779	101	492002	7.481	ppbv	100
89] Trans-1,2-Dichloroethe...	3.548	61	302187	8.492	ppbv	86
90] 1,1-Dichloroethane(sim)	4.389	63	371410	8.609	ppbv	99
91] Cis-1,2-Dichloroethene...	5.294	61	341675	10.117	ppbv	90
92] Chloroform(sim)	5.788	83	509504	8.953	ppbv	100
93] 1,2-Dichloroethane(sim)	6.881	62	393347	8.820	ppbv#	91
95] 1,2-dichloropropane(sim)	8.079	63	222025	9.944	ppbv#	76
96] Bromodichloromethane(sim)	8.213	83	608085	9.383	ppbv	98
97] Trichloroethene(sim)	7.422	130	307784	10.038	ppbv#	66
98] 1,4-Dioxane(sim)	8.471	88	122720	11.727	ppbv#	94
99] cis-1,3-Dichloropropen...	9.000	75	396443	11.136	ppbv	98
100] 1,1,2-Trichloroethane(...	9.994	97	242870	8.848	ppbv	95
101] Dibromochloromethane(sim)	10.192	129	615287	9.549	ppbv	98
102] 1,2-Dibromoethane(EDB)...	10.420	107	461744	9.491	ppbv	96
103] Tetrachloroethene(sim)	9.737	166	414524	9.864	ppbv	98
105] Bromoform(sim)	11.892	173	580769	10.108	ppbv	93
106] 1,1,1,2-Tetrachloroeth...	11.175	131	290049	8.746	ppbv	98
107] m,p-Xylene(sim)	11.336	91	1266989	21.543	ppbv#	83
108] 1,1,2,2-Tetrachloroeth...	12.830	83	520754	9.149	ppbv	98
111] Benzyl chloride(sim)	14.066	91	650059	13.684	ppbv	98
112] 1,3-Dichlorobenzene(sim)	13.732	146	487506	9.039	ppbv	97
113] 1,4-Dichlorobenzene(sim)	13.826	146	520985	10.029	ppbv	99
114] sec-Butylbenzene(sim)	13.557	105	931708	11.591	ppbv	96
115] 4-Isopropyltoluene(sim)	13.722	119	799503	12.563	ppbv	98
116] 1,2-Dichlorobenzene(sim)	14.199	146	432413	8.507	ppbv	98
117] n-Butylbenzene(sim)	14.105	91	665504	11.111	ppbv	97
118] 1,2,4-Trichlorobenzene...	15.336	180	319614	19.790	ppbv	99
119] Hexachlorobutadiene(sim)	15.339	225	400594	9.173	ppbv	99

Data Path : H:\AIR2019\CHEM24\03MAR\20\
Data File : 0320_13.D
Acq On : 21 Mar 2019 4:59 am
Operator : Keith
Client ID : ICAL 10
Lab ID : 10 ppbV
ALS Vial : 12 Sample Multiplier: 1

Quant Time: Mar 21 09:04:27 2019
Quant Method : H:\AIR2019\CHEM24\METHODS\24AIR_0320.M
Quant Title : VOA Standards for 5 point calibration
QLast Update : Thu Mar 21 09:04:22 2019
Response via : Initial Calibration

Compound	R.T.	QIon	Response	Conc	Units	Dev(Min)

(#)out of range (m)manual integration reviewed by analyst (+)signals summed

Quantitation Report (RF) (QT Reviewed)

Data Path : H:\AIR2019\CHEM24\03MAR\20\
Data File : 0320_13.D
Acq On : 21 Mar 2019 4:59 am
Operator : Keith
Client ID : ICAL 10
Lab ID : 10 ppbV
ALS Vial : 12 Sample Multiplier: 1

Quant Time: Mar 21 09:04:27 2019
Quant Method : H:\AIR2019\CHEM24\METHODS\24AIR_0320.M
Quant Title : VOA Standards for 5 point calibration
QLast Update : Thu Mar 21 09:04:22 2019
Response via : Initial Calibration

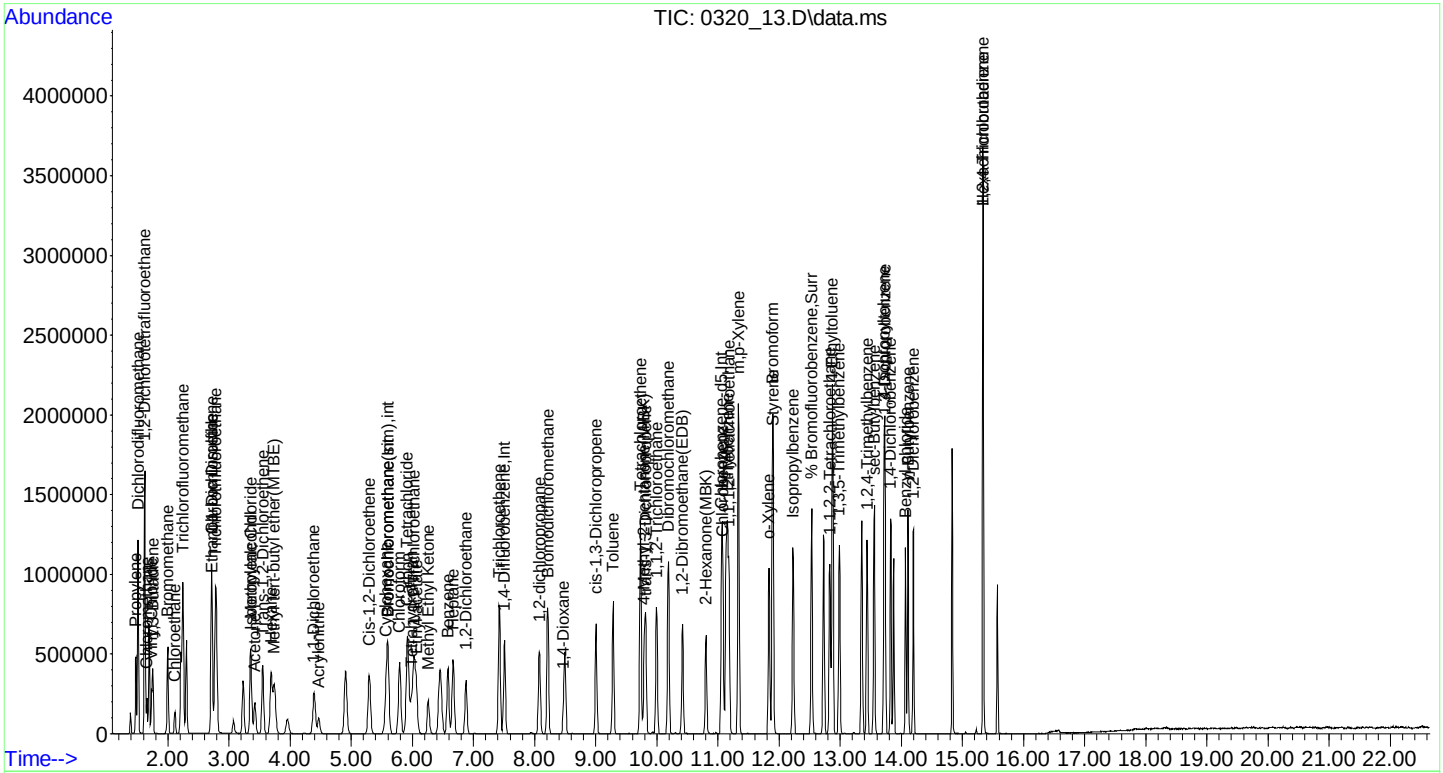

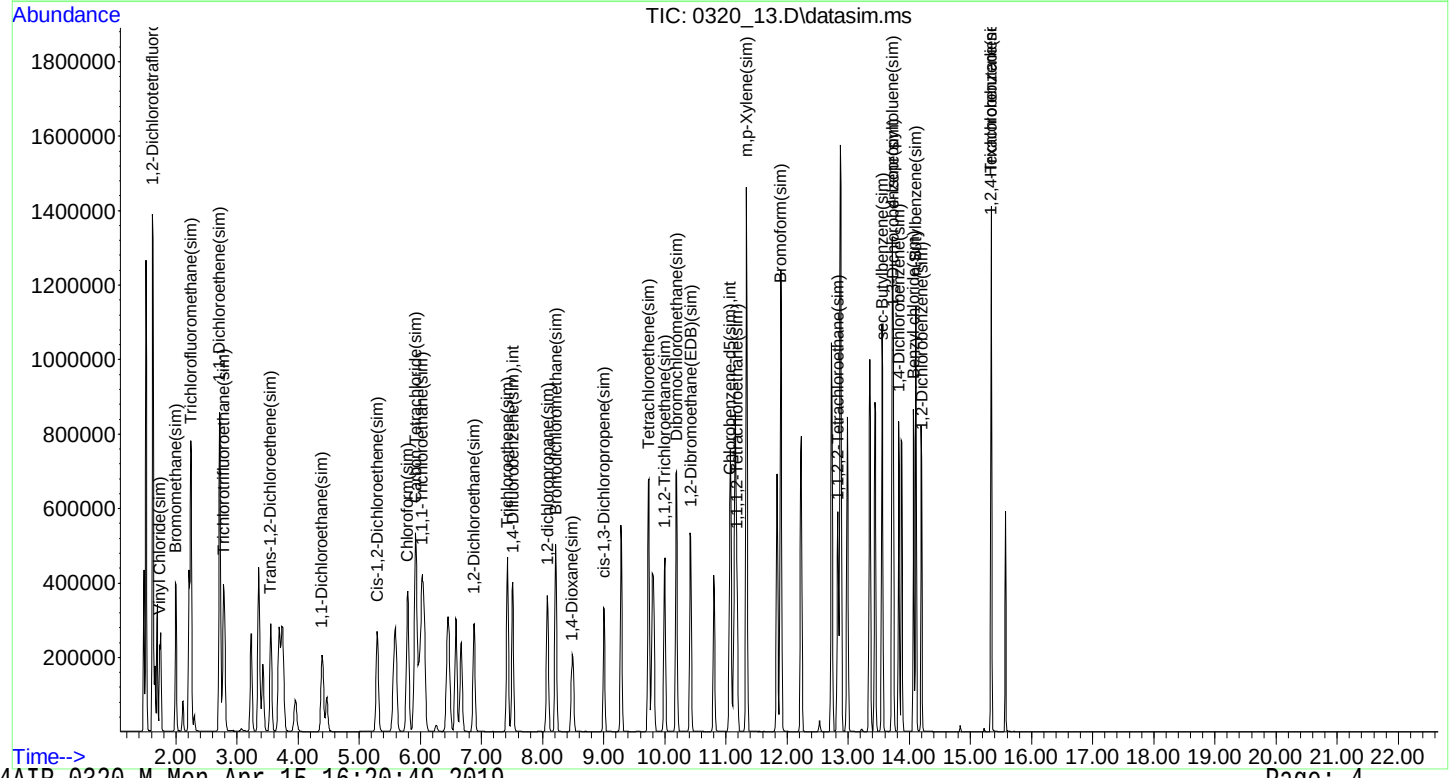

Quantitation Report (RF) (QT Reviewed)

Data Path : H:\AIR2019\CHEM24\03MAR\20\
Data File : 0320_14.D
Acq On : 21 Mar 2019 5:36 am
Operator : Keith
Client ID : ICAL 25
Lab ID : 25 ppbV
ALS Vial : 13 Sample Multiplier: 1

Quant Time: Mar 27 14:08:19 2019
Quant Method : H:\AIR2019\CHEM24\METHODS\24AIR_0320.M
Quant Title : VOA Standards for 5 point calibration
QLast Update : Thu Mar 21 15:12:43 2019
Response via : Initial Calibration

Compound	R.T.	QIon	Response	Conc	Units	Dev(Min)
Internal Standards						
1) Bromochloromethane	5.608	130	185298	10.000	ng	0.02
36) 1,4-Difluorobenzene	7.508	114	551680	10.000	ng	0.00
53) Chlorobenzene-d5	11.059	82	312926	10.000	ng	0.00
80) Bromochloromethane(sim)	5.608	130	185298	10.000	ng	0.01
94) 1,4-Difluorobenzene(sim)	7.508	114	551680	10.000	ng	0.00
104) Chlorobenzene-d5(sim)	11.059	82	312926	10.000	ng	0.00
System Monitoring Compounds						
62) % Bromofluorobenzene	12.532	95	463230	10.503	ppbv	0.00
Spiked Amount 10.000	Range 70 - 130		Recovery = 105.00%			
Target Compounds						Qvalue
2) Propylene	1.478	41	452270	26.407	ppbv	97
3) Dichlorodifluoromethane	1.506	85	1721710	20.267	ppbv	98
4) Chloromethane	1.656	52	122857	20.496	ppbv	98
5) 1,2-Dichlorotetrafluor...	1.622	85	1333919	19.510	ppbv	94
6) Vinyl Chloride	1.732	62	397334	20.313	ppbv	98
7) 1,3-Butadiene	1.752	54	237263	20.730	ppbv	94
8) Bromomethane	1.999	94	627491	21.738	ppbv	98
9) Chloroethane	2.115	64	212672	23.308	ppbv	94
10) Ethanol	2.725	45	125731	20.180	ppbv#	93
12) Acetone	3.422	43	657612	21.925	ppbv	95
13) Trichlorofluoromethane	2.246	101	1529268	17.988	ppbv	99
14) Isopropylalcohol	3.368	45	644762	21.595	ppbv	93
15) Acrylonitrile	4.471	53	238885	24.920	ppbv	97
16) 1,1-Dichloroethene	2.718	61	831028	21.061	ppbv	94
17) Methylene Chloride	3.354	49	515435	20.315	ppbv	91
20) Carbon Disulfide	2.718	76	1445711	22.314	ppbv	100
21) Trichlorotrifluoroethane	2.786	101	1104659	19.870	ppbv	99
22) Trans-1,2-Dichloroethene	3.552	61	683828	23.139	ppbv	94
23) 1,1-Dichloroethane	4.398	63	903944	23.911	ppbv	99
24) Methyl tert-butyl ethe...	3.737	73	1106645	23.039	ppbv#	1
25) Methyl Ethyl Ketone	6.262	43	957495	26.739	ppbv#	95
26) Cis-1,2-Dichloroethene	5.298	61	775553	25.624	ppbv	93
27) Hexane	3.689	57	721309	27.905	ppbv#	90
28) Chloroform	5.796	83	1247830	24.418	ppbv	98
29) Ethyl acetate	6.069	43	829924	21.550	ppbv	98
30) Tetrahydrofuran	5.983	42	341796	23.865	ppbv	95
31) 1,2-Dichloroethane	6.878	62	876824	23.338	ppbv	99
32) 1,1,1-Trichloroethane	6.033	97	1164519	22.091	ppbv	98
33) Benzene	6.583	78	1158219	24.505	ppbv	98
34) Carbon Tetrachloride	5.925	117	1404518	23.038	ppbv	99
35) Cyclohexane	5.579	56	580146	27.258	ppbv	92
37) 1,2-dichloropropane	8.076	63	525001	26.515	ppbv	89
38) Bromodichloromethane	8.213	83	1464046	23.812	ppbv	100
39) Trichloroethene	7.426	130	719865	26.567	ppbv	96
41) 1,4-Dioxane	8.470	88	306047	27.527	ppbv	96
43) Heptane	6.666	43	628074	25.298	ppbv	94
44) cis-1,3-Dichloropropene	9.005	75	917251	27.415	ppbv	98
45) 4-Methyl-2-pentanone(M...	9.792	43	926023	24.004	ppbv#	94
46) trans-1,3-Dichloropropene	9.820	75	778602	24.128	ppbv	98
47) 1,1,2-Trichloroethane	9.994	97	602452	24.730	ppbv	98
48) Toluene	9.286	91	1592444	27.325	ppbv	99
49) Dibromochloromethane	10.189	129	1554740	25.778	ppbv	99
50) 2-Hexanone(MBK)	10.805	43	1077616	27.610	ppbv	94
51) 1,2-Dibromoethane(EDB)	10.420	107	1191630	26.249	ppbv	97

Data Path : H:\AIR2019\CHEM24\03MAR\20\
Data File : 0320_14.D
Acq On : 21 Mar 2019 5:36 am
Operator : Keith
Client ID : ICAL 25
Lab ID : 25 ppbV
ALS Vial : 13 Sample Multiplier: 1

Quant Time: Mar 27 14:08:19 2019
Quant Method : H:\AIR2019\CHEM24\METHODS\24AIR_0320.M
Quant Title : VOA Standards for 5 point calibration
QLast Update : Thu Mar 21 15:12:43 2019
Response via : Initial Calibration

	Compound	R.T.	QIon	Response	Conc	Units	Dev(Min)
52)	Tetrachloroethene	9.734	166	993748	26.079	ppbv	97
54)	1,1,1,2-Tetrachloroethane	11.182	131	754121	23.846	ppbv	99
55)	Chlorobenzene	11.079	112	1286129	25.437	ppbv	92
56)	Ethylbenzene	11.155	91	1875408	23.970	ppbv	96
57)	m,p-Xylene	11.340	91	3093602	53.177	ppbv	94
58)	Bromoform	11.896	173	1668022	27.176	ppbv	95
59)	Styrene	11.903	104	1060040	26.483	ppbv#	88
60)	1,1,2,2-Tetrachloroethane	12.830	83	1329985	23.892	ppbv	100
61)	o-Xylene	11.834	91	1727943	26.635	ppbv	96
64)	Isopropylbenzene	12.227	105	2122787	28.075	ppbv	96
66)	4-Ethyltoluene	12.876	105	2018271	25.719	ppbv	97
67)	1,3,5-Trimethylbenzene	12.992	105	1810078	26.651	ppbv	96
68)	1,2,4-Trimethylbenzene	13.440	105	1657542	26.115	ppbv	95
70)	Benzyl chloride	14.070	91	1536011	28.163	ppbv	97
71)	1,3-Dichlorobenzene	13.739	146	1206124	23.635	ppbv	99
72)	1,4-Dichlorobenzene	13.829	146	1388646	28.015	ppbv	99
73)	sec-Butylbenzene	13.557	105	2216997	24.964	ppbv	97
74)	4-Isopropyltoluene	13.719	119	1896118	26.751	ppbv	95
75)	1,2-Dichlorobenzene	14.199	146	1137176	23.526	ppbv	99
76)	n-Butylbenzene	14.108	91	1550436	24.568	ppbv	97
77)	1,2,4-Trichlorobenzene	15.341	180	714895	0.000	ppbv	98
79)	Hexachlorobutadiene	15.336	225	757622	20.474	ppbv	100
81]	1,2-Dichlorotetrafluor...	1.625	85	1318374	16.229	ppbv	92
82]	Vinyl Chloride(sim)	1.732	62	397334	17.765	ppbv	98
83]	Bromomethane(sim)	2.002	94	642732	19.579	ppbv	97
84]	Trichlorofluoromethane...	2.246	101	1529268	15.003	ppbv	100
85]	1,1,1-Trichloroethane(...	6.036	97	1226723	19.450	ppbv#	98
86]	Carbon Tetrachloride(sim)	5.925	117	1407911	20.077	ppbv	99
87]	1,1-Dichloroethene(sim)	2.714	61	835124	16.581	ppbv	90
88]	Trichlorotrifluoroetha...	2.786	101	1104370	16.166	ppbv	100
89]	Trans-1,2-Dichloroethe...	3.555	61	718956	19.452	ppbv	93
90]	1,1-Dichloroethane(sim)	4.398	63	903944	20.172	ppbv	99
91]	Cis-1,2-Dichloroethene...	5.294	61	820356	23.386	ppbv	93
92]	Chloroform(sim)	5.796	83	1247830	21.111	ppbv	98
93]	1,2-Dichloroethane(sim)	6.881	62	933163	20.145	ppbv	99
95]	1,2-dichloropropane(sim)	8.079	63	565831	24.529	ppbv	90
96]	Bromodichloromethane(sim)	8.213	83	1464046	21.866	ppbv	99
97]	Trichloroethene(sim)	7.429	130	749923	23.673	ppbv	98
98]	1,4-Dioxane(sim)	8.470	88	306047	28.307	ppbv#	96
99]	cis-1,3-Dichloropropen...	9.008	75	990936	26.941	ppbv	97
100]	1,1,2-Trichloroethane(...	9.994	97	602452	21.244	ppbv	98
101]	Dibromochloromethane(sim)	10.192	129	1547129	23.241	ppbv	98
102]	1,2-Dibromoethane(EDB)...	10.420	107	1191630	23.706	ppbv	97
103]	Tetrachloroethene(sim)	9.737	166	1032192	23.774	ppbv	95
105]	Bromoform(sim)	11.899	173	1471291	23.396	ppbv	99
106]	1,1,1,2-Tetrachloroeth...	11.182	131	754121	20.775	ppbv	99
107]	m,p-Xylene(sim)	11.343	91	3136026	48.717	ppbv#	89
108]	1,1,2,2-Tetrachloroeth...	12.830	83	1329985	21.349	ppbv	100
111]	Benzyl chloride(sim)	14.072	91	1600037	30.774	ppbv	97
112]	1,3-Dichlorobenzene(sim)	13.739	146	1206124	20.432	ppbv	99
113]	1,4-Dichlorobenzene(sim)	13.832	146	1417172	24.924	ppbv	97
114]	sec-Butylbenzene(sim)	13.557	105	2215689	25.185	ppbv	97
115]	4-Isopropyltoluene(sim)	13.722	119	1896664	27.229	ppbv	95
116]	1,2-Dichlorobenzene(sim)	14.199	146	1137176	20.441	ppbv	99
117]	n-Butylbenzene(sim)	14.111	91	1495803	22.816	ppbv	91
118]	1,2,4-Trichlorobenzene...	15.341	180	715430	40.472	ppbv	98
119]	Hexachlorobutadiene(sim)	15.339	225	795667	16.646	ppbv	99

Data Path : H:\AIR2019\CHEM24\03MAR\20\
Data File : 0320_14.D
Acq On : 21 Mar 2019 5:36 am
Operator : Keith
Client ID : ICAL 25
Lab ID : 25 ppbV
ALS Vial : 13 Sample Multiplier: 1

Quant Time: Mar 27 14:08:19 2019
Quant Method : H:\AIR2019\CHEM24\METHODS\24AIR_0320.M
Quant Title : VOA Standards for 5 point calibration
QLast Update : Thu Mar 21 15:12:43 2019
Response via : Initial Calibration

Compound	R.T.	QIon	Response	Conc	Units	Dev(Min)

(#)out of range (m)manual integration reviewed by analyst (+)signals summed

Quantitation Report (RF) (QT Reviewed)

Data Path : H:\AIR2019\CHEM24\03MAR\20\
Data File : 0320_14.D
Acq On : 21 Mar 2019 5:36 am
Operator : Keith
Client ID : ICAL 25
Lab ID : 25 ppbV
ALS Vial : 13 Sample Multiplier: 1

Quant Time: Mar 27 14:08:19 2019
Quant Method : H:\AIR2019\CHEM24\METHODS\24AIR_0320.M
Quant Title : VOA Standards for 5 point calibration
QLast Update : Thu Mar 21 15:12:43 2019
Response via : Initial Calibration

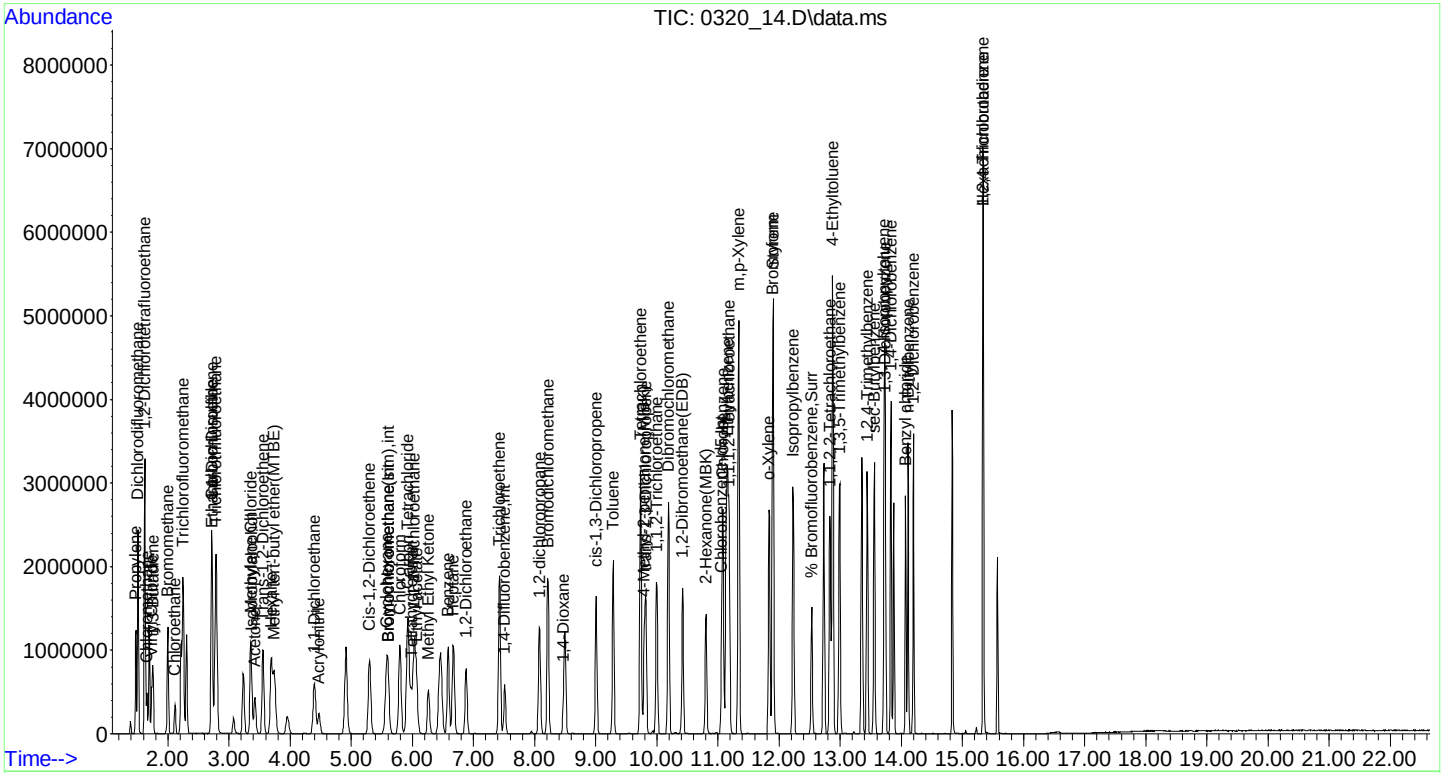

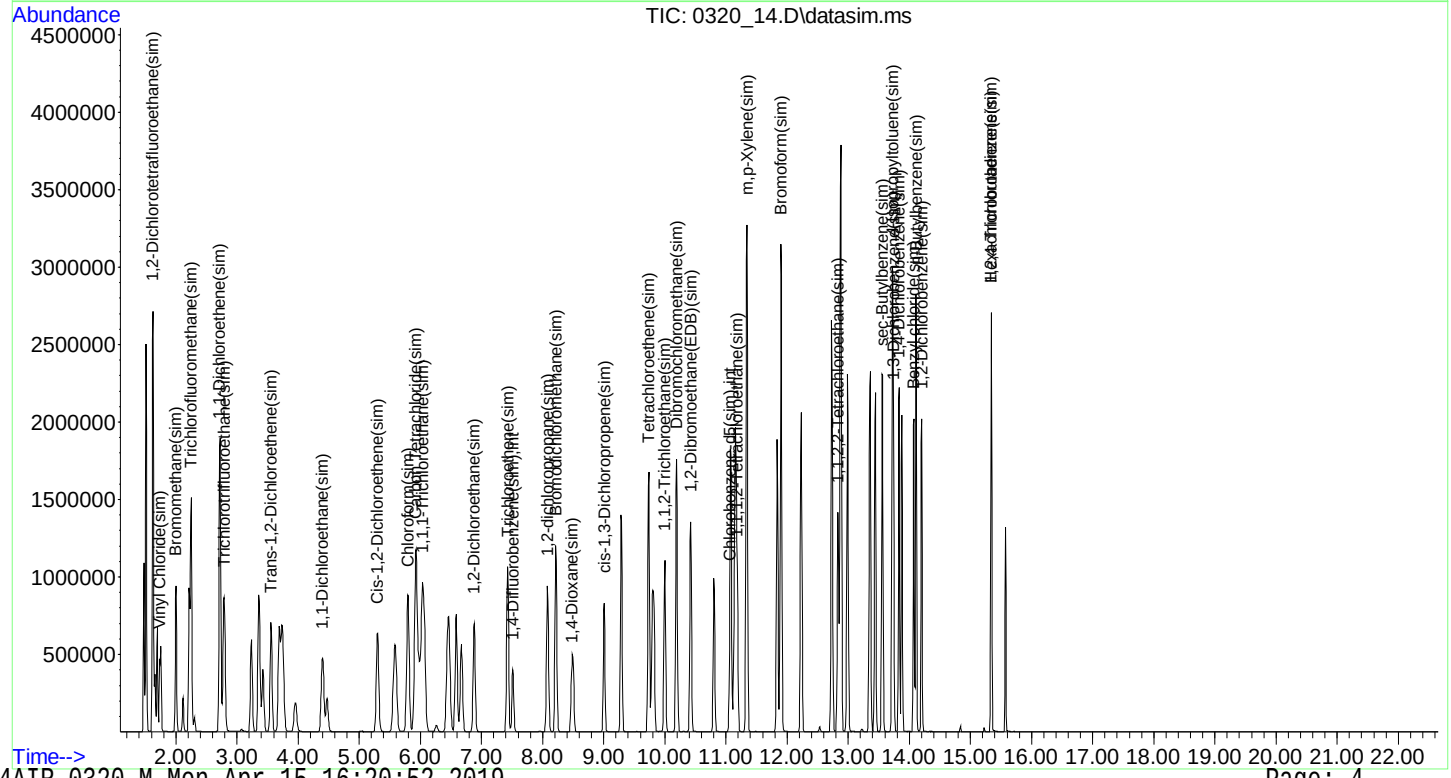

Quantitation Report (RF) (Not Reviewed)

Data Path : H:\AIR2019\CHEM24\03MAR\20\
Data File : 0320_15.D
Acq On : 21 Mar 2019 6:17 am
Operator : Keith
Client ID : ICAL 40
Lab ID : 40 ppbV
ALS Vial : 14 Sample Multiplier: 1

Quant Time: Mar 21 08:59:05 2019
Quant Method : H:\AIR2019\CHEM24\METHODS\24AIR_0320.M
Quant Title : VOA Standards for 5 point calibration
QLast Update : Thu Mar 21 08:58:57 2019
Response via : Initial Calibration

Compound	R.T.	QIon	Response	Conc	Units	Dev(Min)
Internal Standards						
1) Bromochloromethane	5.608	130	193948	10.000	ng	0.00
36) 1,4-Difluorobenzene	7.515	114	604025	10.000	ng	0.00
53) Chlorobenzene-d5	11.058	82	337428	10.000	ng	0.00
80) Bromochloromethane(sim)	5.608	130	193948	10.000	ng	0.00
94) 1,4-Difluorobenzene(sim)	7.515	114	604025	10.000	ng	0.00
104) Chlorobenzene-d5(sim)	11.182	82	72308	10.000	ng	0.00
System Monitoring Compounds						
62) % Bromofluorobenzene	12.538	95	491010	10.366	ppbv	0.00
Spiked Amount 10.000	Range 70 - 130		Recovery = 103.70%			
Target Compounds						Qvalue
2) Propylene	1.478	41	684874	38.205	ppbv	96
3) Dichlorodifluoromethane	1.512	85	2525960	28.408	ppbv#	97
4) Chloromethane	1.656	52	173676	27.682	ppbv#	1
5) 1,2-Dichlorotetrafluor...	1.622	85	1993094	27.851	ppbv	99
6) Vinyl Chloride	1.732	62	654007	31.944	ppbv	94
7) 1,3-Butadiene	1.752	54	384047	32.059	ppbv	92
8) Bromomethane	1.999	94	954329	31.586	ppbv#	99
9) Chloroethane	2.115	64	329389	34.489	ppbv	97
10) Ethanol	2.731	45	182971	28.057	ppbv#	93
12) Acetone	3.422	43	996360	31.737	ppbv	100
13) Trichlorofluoromethane	2.245	101	2382624	26.776	ppbv	99
14) Isopropylalcohol	3.368	45	1001071	32.033	ppbv#	19
15) Acrylonitrile	4.471	53	387504	38.621	ppbv	96
16) 1,1-Dichloroethene	2.718	61	1238071	29.977	ppbv	98
17) Methylene Chloride	3.354	49	823365	31.004	ppbv	90
20) Carbon Disulfide	2.718	76	2212406	32.624	ppbv	100
21) Trichlorotrifluoroethane	2.786	101	1786365	30.699	ppbv	97
22) Trans-1,2-Dichloroethene	3.559	61	1084606	35.064	ppbv	91
23) 1,1-Dichloroethane	4.403	63	1411590	35.674	ppbv	99
24) Methyl tert-butyl ethe...	3.737	73	1755594	34.919	ppbv#	1
25) Methyl Ethyl Ketone	6.261	43	1588881	42.392	ppbv	96
26) Cis-1,2-Dichloroethene	5.298	61	1197105	37.788	ppbv	94
27) Hexane	3.689	57	1149541	42.488	ppbv#	77
28) Chloroform	5.795	83	1887801	35.294	ppbv	98
29) Ethyl acetate	6.077	43	1373411	34.072	ppbv	97
30) Tetrahydrofuran	5.983	42	540370	36.047	ppbv	98
31) 1,2-Dichloroethane	6.885	62	1409915	35.853	ppbv	98
32) 1,1,1-Trichloroethane	6.033	97	1899949	34.435	ppbv	99
33) Benzene	6.590	78	1968537	39.792	ppbv	98
34) Carbon Tetrachloride	5.925	117	2259299	35.406	ppbv	100
35) Cyclohexane	5.579	56	938166	42.113	ppbv	95
37) 1,2-dichloropropane	8.083	63	837453	38.630	ppbv#	83
38) Bromodichloromethane	8.220	83	2357622	35.022	ppbv	100
39) Trichloroethene	7.426	130	1268372	42.754	ppbv	99
41) 1,4-Dioxane	8.470	88	519663	42.690	ppbv	100
43) Heptane	6.672	43	962058	35.393	ppbv	96
44) cis-1,3-Dichloropropene	9.005	75	1545981	42.203	ppbv	100
45) 4-Methyl-2-pentanone(M...	9.799	43	1435805	33.993	ppbv	96
46) trans-1,3-Dichloropropene	9.828	75	1250047	35.381	ppbv	98
47) 1,1,2-Trichloroethane	10.001	97	1019573	38.225	ppbv	99
48) Toluene	9.286	91	2603630	40.804	ppbv	99
49) Dibromochloromethane	10.188	129	2607139	39.481	ppbv	100
50) 2-Hexanone(MBK)	10.804	43	1733183	40.558	ppbv	92
51) 1,2-Dibromoethane(EDB)	10.427	107	1992037	40.077	ppbv	100

Data Path : H:\AIR2019\CHEM24\03MAR\20\
Data File : 0320_15.D
Acq On : 21 Mar 2019 6:17 am
Operator : Keith
Client ID : ICAL 40
Lab ID : 40 ppbV
ALS Vial : 14 Sample Multiplier: 1

Quant Time: Mar 21 08:59:05 2019
Quant Method : H:\AIR2019\CHEM24\METHODS\24AIR_0320.M
Quant Title : VOA Standards for 5 point calibration
QLast Update : Thu Mar 21 08:58:57 2019
Response via : Initial Calibration

	Compound	R.T.	QIon	Response	Conc	Units	Dev(Min)
52)	Tetrachloroethene	9.734	166	1660768	39.807	ppbv	100
54)	1,1,1,2-Tetrachloroethane	11.182	131	1244615	36.498	ppbv	100
55)	Chlorobenzene	11.079	112	2139377	39.241	ppbv	99
56)	Ethylbenzene	11.161	91	3052270	36.179	ppbv	99
57)	m,p-Xylene	11.346	91	4850692	77.326	ppbv	99
58)	Bromoform	11.902	173	2786879	42.108	ppbv	97
59)	Styrene	11.909	104	2068131	47.916	ppbv	97
60)	1,1,2,2-Tetrachloroethane	12.836	83	2186922	36.434	ppbv	99
61)	o-Xylene	11.840	91	2878120	41.142	ppbv	98
64)	Isopropylbenzene	12.233	105	3431245	42.084	ppbv	98
66)	4-Ethyltoluene	12.882	105	3392740	40.095	ppbv	99
67)	1,3,5-Trimethylbenzene	12.992	105	2892598	39.497	ppbv	98
68)	1,2,4-Trimethylbenzene	13.446	105	2658136	38.839	ppbv	98
70)	Benzyl chloride	14.069	91	2506288	42.616	ppbv	98
71)	1,3-Dichlorobenzene	13.738	146	1950370	35.444	ppbv	99
72)	1,4-Dichlorobenzene	13.829	146	2167594	40.554	ppbv	99
73)	sec-Butylbenzene	13.556	105	3483103	36.373	ppbv	98
74)	4-Isopropyltoluene	13.725	119	3103467	40.605	ppbv	98
75)	1,2-Dichlorobenzene	14.199	146	1777775	34.108	ppbv	100
76)	n-Butylbenzene	14.108	91	2382629	35.013	ppbv	98
77)	1,2,4-Trichlorobenzene	15.340	180	996398	0.000	ppbv	100
79)	Hexachlorobutadiene	15.336	225	1010689	25.330	ppbv	100
81]	1,2-Dichlorotetrafluor...	1.625	85	1912558	22.494	ppbv	98
82]	Vinyl Chloride(sim)	1.732	62	654007	27.936	ppbv	94
83]	Bromomethane(sim)	2.002	94	963605	28.045	ppbv#	97
84]	Trichlorofluoromethane...	2.245	101	2382624	22.333	ppbv	100
85]	1,1,1-Trichloroethane(...	6.029	97	1971919	29.871	ppbv#	98
86]	Carbon Tetrachloride(sim)	5.925	117	2260825	30.802	ppbv	100
87]	1,1-Dichloroethene(sim)	2.721	61	1222757	23.194	ppbv	99
88]	Trichlorotrifluoroetha...	2.786	101	1786365	24.983	ppbv	99
89]	Trans-1,2-Dichloroethe...	3.555	61	1128563	29.172	ppbv	92
90]	1,1-Dichloroethane(sim)	4.403	63	1411747	30.099	ppbv	99
91]	Cis-1,2-Dichloroethene...	5.301	61	1254271	34.161	ppbv	96
92]	Chloroform(sim)	5.795	83	1887801	30.513	ppbv	100
93]	1,2-Dichloroethane(sim)	6.881	62	1499369	30.925	ppbv#	91
95]	1,2-dichloropropane(sim)	8.079	63	899346	35.608	ppbv#	85
96]	Bromodichloromethane(sim)	8.220	83	2346347	32.007	ppbv	99
97]	Trichloroethene(sim)	7.428	130	1276668	36.808	ppbv#	65
98]	1,4-Dioxane(sim)	8.470	88	519663	43.899	ppbv	98
99]	cis-1,3-Dichloropropen...	9.007	75	1621528	40.264	ppbv	98
100]	1,1,2-Trichloroethane(...	10.001	97	1019573	32.836	ppbv	97
101]	Dibromochloromethane(sim)	10.191	129	2550441	34.993	ppbv	96
102]	1,2-Dibromoethane(EDB)...	10.427	107	1992037	36.195	ppbv	97
103]	Tetrachloroethene(sim)	9.737	166	1680409	35.351	ppbv	96
105]	Bromoform(sim)	11.898	173	2408624	165.758	ppbv	94
106]	1,1,1,2-Tetrachloroeth...	11.182	131	1244615	148.384	ppbv	98
107]	m,p-Xylene(sim)	11.342	91	4725699	317.706	ppbv#	82
108]	1,1,2,2-Tetrachloroeth...	12.836	83	2186705	151.907	ppbv	99
111]	Benzyl chloride(sim)	14.111	91	2287700	190.418	ppbv#	72
112]	1,3-Dichlorobenzene(sim)	13.829	146	2170784	159.144	ppbv	99
113]	1,4-Dichlorobenzene(sim)	13.832	146	2147046	163.413	ppbv	96
114]	sec-Butylbenzene(sim)	13.725	105	118455	5.827	ppbv#	1
115]	4-Isopropyltoluene(sim)	13.877	119	226166	14.051	ppbv#	1
116]	1,2-Dichlorobenzene(sim)	14.199	146	1777983	138.310	ppbv	99
117]	n-Butylbenzene(sim)	14.111	91	2287700	151.016	ppbv	96
118]	1,2,4-Trichlorobenzene...	15.340	180	996703	244.010	ppbv	99
119]	Hexachlorobutadiene(sim)	15.339	225	1041388	94.285	ppbv	99

Quantitation Report (RF) (Not Reviewed)

Data Path : H:\AIR2019\CHEM24\03MAR\20\
Data File : 0320_15.D
Acq On : 21 Mar 2019 6:17 am
Operator : Keith
Client ID : ICAL 40
Lab ID : 40 ppbV
ALS Vial : 14 Sample Multiplier: 1

Quant Time: Mar 21 08:59:05 2019
Quant Method : H:\AIR2019\CHEM24\METHODS\24AIR_0320.M
Quant Title : VOA Standards for 5 point calibration
QLast Update : Thu Mar 21 08:58:57 2019
Response via : Initial Calibration

Compound	R.T.	QIon	Response	Conc	Units	Dev(Min)

(#)out of range (m)manual integration reviewed by analyst (+)signals summed

Quantitation Report (RF) (Not Reviewed)

Data Path : H:\AIR2019\CHEM24\03MAR\20\
Data File : 0320_15.D
Acq On : 21 Mar 2019 6:17 am
Operator : Keith
Client ID : ICAL 40
Lab ID : 40 ppbV
ALS Vial : 14 Sample Multiplier: 1

Quant Time: Mar 21 08:59:05 2019
Quant Method : H:\AIR2019\CHEM24\METHODS\24AIR_0320.M
Quant Title : VOA Standards for 5 point calibration
QLast Update : Thu Mar 21 08:58:57 2019
Response via : Initial Calibration

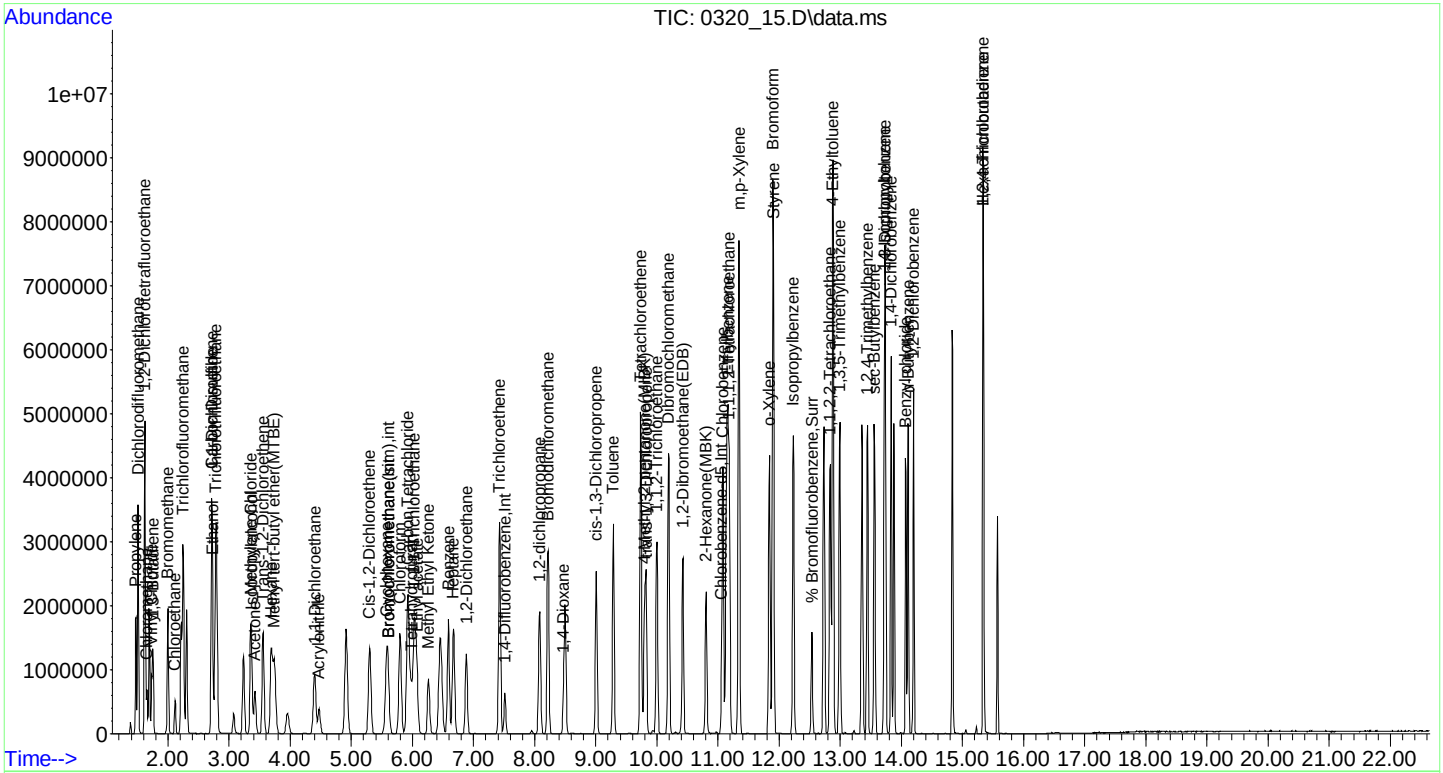

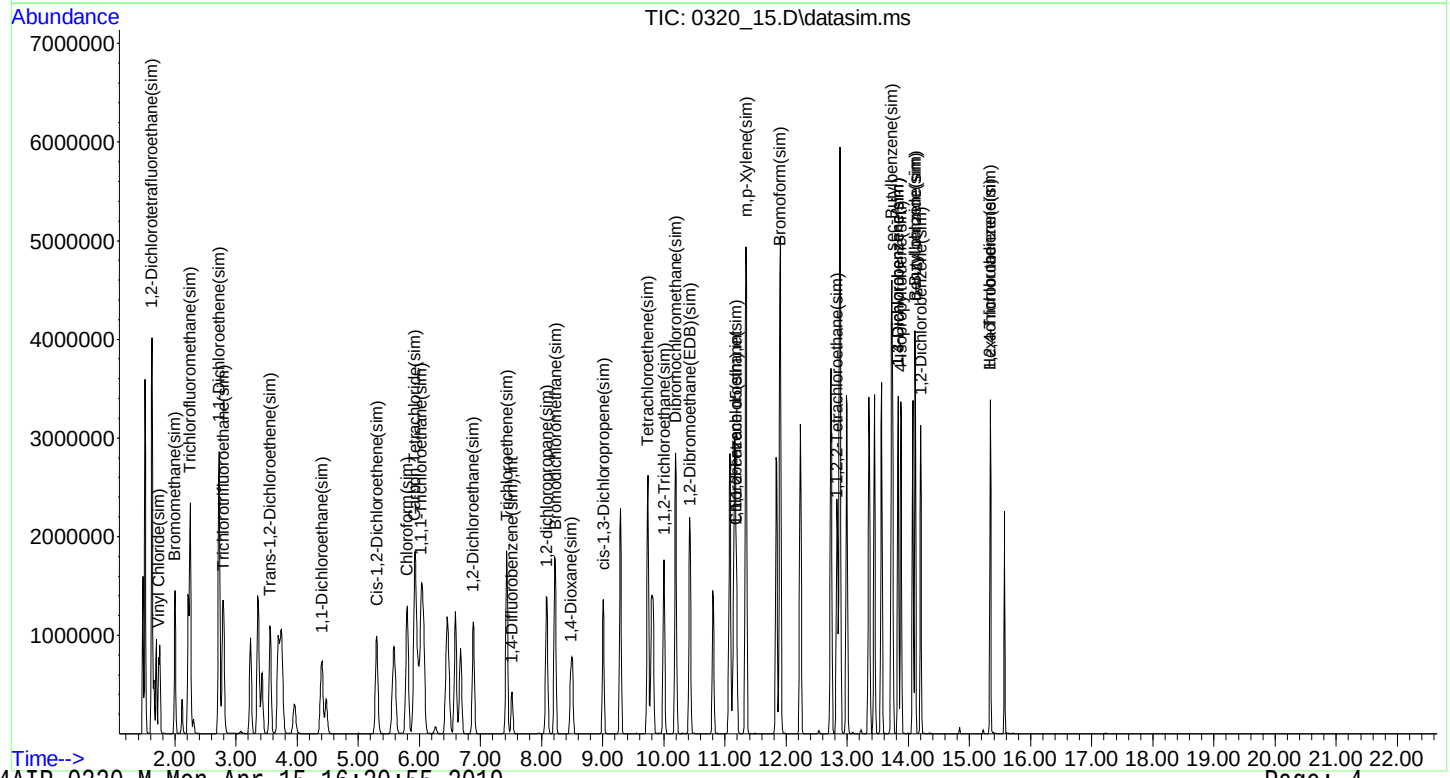

7A
AIR CONTINUING CALIBRATION CHECK

Lab Name: Phoenix Environmental Labs Client: NETC

Lab Code: Phoenix Case No.: SAS No.: SDG No.: GCC81347

Instrument: CHEM24 Calibration Date: 04/03/19 Time: 16:38

Lab File Id: 0403_02.D Init. Calib. Date(s): 03/20/19 03/21/19

Heated Purge (Y/N): Y Init. Calib. Times: 23:50 06:17

GC Column: RTX-VMS Method File: 24AIR_0320.M

COMPOUND	RRF	RRF1	RRF MIN	%D	% D LIMITS
Propylene	0.924	0.729		21.1	30
Dichlorodifluoromethane	4.585	5.044		-10.0	30
Chloromethane	0.323	0.351		-8.7	30
1,2-Dichlorotetrafluoroethane	3.690	4.024		-9.1	30
Vinyl Chloride	1.056	1.076		-1.9	30
1,3-Butadiene	0.618	0.653		-5.7	30
Bromomethane	1.558	1.615		-3.7	30
Chloroethane	0.492	0.524		-6.5	30
Ethanol	0.336	0.431		-28.3	30
Acetone	1.619	1.850		-14.3	30
Trichlorofluoromethane	4.588	5.394		-17.6	30
Isopropylalcohol	1.611	1.638		-1.7	30
Acrylonitrile	0.517	0.455		12.0	30
1,1-Dichloroethene	2.129	2.456		-15.4	30
Methylene Chloride	1.369	1.382		-0.9	30
Carbon Disulfide	3.497	3.928		-12.3	30
Trichlorotrifluoroethane	3.000	3.194		-6.5	30
Trans-1,2-Dichloroethene	1.595	1.590		0.3	30
1,1-Dichloroethane	2.040	1.864		8.6	30
Methyl tert-butyl ether(MTBE)	2.592	2.325		10.3	30
Methyl Ethyl Ketone	1.933	1.437		25.7	30
Cis-1,2-Dichloroethene	1.633	1.360		16.7	30
Hexane	1.395	1.025		26.5	30
Chloroform	2.758	2.691		2.4	30
Ethyl acetate	2.078	1.900		8.6	30
Tetrahydrofuran	0.773	0.638		17.5	30
1,2-Dichloroethane	2.028	2.049		-1.0	30
1,1,1-Trichloroethane	2.845	2.941		-3.4	30
Benzene	2.551	2.211		13.3	30
Carbon Tetrachloride	3.290	3.377		-2.6	30
Cyclohexane	1.149	0.917		20.2	30
1,2-dichloropropane	0.359	0.303		15.6	30
Bromodichloromethane	1.114	1.139		-2.2	30
Trichloroethene	0.491	0.444		9.6	30
1,4-Dioxane	0.202	0.173		14.4	30
Heptane	0.450	0.429		4.7	30

(#) Maximum %D not met.

7B
AIR CONTINUING CALIBRATION CHECK

Lab Name: Phoenix Environmental Labs Client: NETC

Lab Code: Phoenix Case No.: SAS No.: SDG No.: GCC81347

Instrument: CHEM24 Calibration Date: 04/03/19 Time: 16:38

Lab File Id: 0403_02.D Init. Calib. Date(s): 03/20/19 03/21/19

Heated Purge (Y/N): Y Init. Calib. Times: 23:50 06:17

GC Column: RTX-VMS Method File: 24AIR_0320.M

COMPOUND	RRF	RRF1	RRF MIN	%D	% D LIMITS
cis-1,3-Dichloropropene	0.606	0.473		21.9	30
4-Methyl-2-pentanone(MIBK)	0.699	0.657		6.0	30
trans-1,3-Dichloropropene	0.585	0.595		-1.7	30
1,1,2-Trichloroethane	0.442	0.417		5.7	30
Toluene	1.056	0.842		20.3	30
Dibromochloromethane	1.093	1.100		-0.6	30
2-Hexanone(MBK)	0.707	0.571		19.2	30
1,2-Dibromoethane(EDB)	0.823	0.770		6.4	30
Tetrachloroethene	0.691	0.600		13.2	30
1,1,1,2-Tetrachloroethane	1.011	0.990		2.1	30
Chlorobenzene	1.616	1.579		2.3	30
Ethylbenzene	2.500	2.289		8.4	30
m,p-Xylene	1.859	1.360		26.8	30
Bromoform	1.961	1.971		-0.5	30
Styrene	1.279	1.140		10.9	30
1,1,2,2-Tetrachloroethane	1.779	1.670		6.1	30
o-Xylene	2.073	1.485		28.4	30
Isopropylbenzene	2.416	1.919		20.6	30
4-Ethyltoluene	2.508	2.361		5.9	30
1,3,5-Trimethylbenzene	2.170	1.932		11.0	30
1,2,4-Trimethylbenzene	2.028	1.950		3.8	30
Benzyl chloride	1.743	1.571		9.9	30
1,3-Dichlorobenzene	1.631	1.804		-10.6	30
1,4-Dichlorobenzene	1.584	1.534		3.2	30
sec-Butylbenzene	2.838	2.679		5.6	30
4-Isopropyltoluene	2.265	2.217		2.1	30
1,2-Dichlorobenzene	1.545	1.532		0.8	30
n-Butylbenzene	2.017	2.204		-9.3	30
1,2,4-Trichlorobenzene	0.000	0.494			30
Hexachlorobutadiene	1.182	1.181		0.1	30
1,2-Dichlorotetrafluoroethane(sim)	4.384	4.257		2.9	30
Vinyl Chloride(sim)	1.207	1.076		10.9	30
Bromomethane(sim)	1.772	1.684		5.0	30
Trichlorofluoromethane(sim)	5.501	5.436		1.2	30
1,1,1-Trichloroethane(sim)	3.404	3.261		4.2	30
Carbon Tetrachloride(sim)	3.784	3.377		10.8	30

(#) Maximum %D not met.

7B
AIR CONTINUING CALIBRATION CHECK

Lab Name: Phoenix Environmental Labs Client: NETC

Lab Code: Phoenix Case No.: SAS No.: SDG No.: GCC81347

Instrument: CHEM24 Calibration Date: 04/03/19 Time: 16:38

Lab File Id: 0403_02.D Init. Calib. Date(s): 03/20/19 03/21/19

Heated Purge (Y/N): Y Init. Calib. Times: 23:50 06:17

GC Column: RTX-VMS Method File: 24AIR_0320.M

COMPOUND	RRF	RRF1	RRF MIN	%D	% D LIMITS
1,1-Dichloroethene(sim)	2.718	2.616		3.8	30
Trichlorotrifluoroethane(sim)	3.687	3.194		13.4	30
Trans-1,2-Dichloroethene(sim)	1.995	1.747		12.4	30
1,1-Dichloroethane(sim)	2.418	1.864		22.9	30
Cis-1,2-Dichloroethene(sim)	1.893	1.535		18.9	30
Chloroform(sim)	3.190	2.687		15.8	30
1,2-Dichloroethane(sim)	2.500	2.259		9.6	30
1,2-dichloropropane(sim)	0.418	0.347		17.0	30
Bromodichloromethane(sim)	1.214	1.139		6.2	30
Trichloroethene(sim)	0.574	0.481		16.2	30
1,4-Dioxane(sim)	0.196	0.173		11.7	30
cis-1,3-Dichloropropene(sim)	0.667	0.537		19.5	30
1,1,2-Trichloroethane(sim)	0.514	0.417		18.9	30
Dibromochloromethane(sim)	1.207	1.161		3.8	30
1,2-Dibromoethane(EDB)(sim)	0.911	0.770		15.5	30
Tetrachloroethene(sim)	0.787	0.666		15.4	30
Bromoform(sim)	2.010	2.018		-0.4	30
1,1,1,2-Tetrachloroethane(sim)	1.160	0.990		14.7	30
m,p-Xylene(sim)	2.057	1.909		7.2	30
1,1,2,2-Tetrachloroethane(sim)	1.991	1.670		16.1	30
Benzyl chloride(sim)	1.662	1.748		-5.2	30
1,3-Dichlorobenzene(sim)	1.886	1.804		4.3	30
1,4-Dichlorobenzene(sim)	1.817	1.712		5.8	30
sec-Butylbenzene(sim)	2.811	2.679		4.7	30
4-Isopropyltoluene(sim)	2.226	2.428		-9.1	30
1,2-Dichlorobenzene(sim)	1.778	1.532		13.8	30
n-Butylbenzene(sim)	2.095	2.338		-11.6	30
1,2,4-Trichlorobenzene(sim)	0.565	0.494		12.6	30
Hexachlorobutadiene(sim)	1.528	1.251		18.1	30
% Bromofluorobenzene	1.409	1.442		-2.3	30

(#) Maximum %D not met.

Evaluate Continuing Calibration Report

Data Path : H:\AIR2019\CHEM24\04APR\03\
Data File : 0403_02.D
Acq On : 3 Apr 2019 4:38 pm
Operator : Keith
Client ID : BFB TUNE - CCAL 1
Lab ID : 1.0ppb - 1.0ppb
ALS Vial : 2 Sample Multiplier: 1

Quant Time: Apr 04 08:37:39 2019
Quant Method : H:\AIR2019\CHEM24\METHODS\24AIR_0320.M
Quant Title : VOA Standards for 5 point calibration
QLast Update : Mon Apr 01 15:39:11 2019
Response via : Initial Calibration

Note: Curves (l,lf,q,qf) display calculated concentration.
Min. RRF : 0.000 Min. Rel. Area : 50% Max. R.T. Dev 0.20min
Max. RRF Dev : 30% Max. Rel. Area : 200%

		Compound	AvgRF	CCRF	%Dev	Area%
1	Int	Bromochloromethane	1.000	1.000	0.0	78
2		Propylene	0.924	0.729	21.1	
3		Dichlorodifluoromethane	4.585	5.044	-10.0	
4		Chloromethane	0.323	0.351	-8.7	
5		1,2-Dichlorotetrafluoroetha	3.690	4.024	-9.1	
6		Vinyl Chloride	1.056	1.076	-1.9	
7		1,3-Butadiene	0.618	0.653	-5.7	
8		Bromomethane	1.558	1.615	-3.7	
9		Chloroethane	0.492	0.524	-6.5	
10		Ethanol	0.336	0.431	-28.3	
12		Acetone	1.619	1.850	-14.3	
13		Trichlorofluoromethane	4.588	5.394	-17.6	
14		Isopropylalcohol	1.611	1.638	-1.7	
15		Acrylonitrile	0.517	0.455	12.0	
16		1,1-Dichloroethene	2.129	2.456	-15.4	
17		Methylene Chloride	1.369	1.382	-0.9	
20		Carbon Disulfide	3.497	3.928	-12.3	
21		Trichlorotrifluoroethane	3.000	3.194	-6.5	
22		Trans-1,2-Dichloroethene	1.595	1.590	0.3	
23		1,1-Dichloroethane	2.040	1.864	8.6	
24		Methyl tert-butyl ether(MTB	2.592	2.325	10.3	
25		Methyl Ethyl Ketone	1.933	1.437	25.7	
26		Cis-1,2-Dichloroethene	1.633	1.360	16.7	
27		Hexane	1.395	1.025	26.5	
28		Chloroform	2.758	2.691	2.4	
29		Ethyl acetate	2.078	1.900	8.6	
30		Tetrahydrofuran	0.773	0.638	17.5	
31		1,2-Dichloroethane	2.028	2.049	-1.0	
32		1,1,1-Trichloroethane	2.845	2.941	-3.4	
33		Benzene	2.551	2.211	13.3	
34		Carbon Tetrachloride	3.290	3.377	-2.6	
35		Cyclohexane	1.149	0.917	20.2	
36	Int	1,4-Difluorobenzene	1.000	1.000	0.0	75
37		1,2-dichloropropane	0.359	0.303	15.6	
38		Bromodichloromethane	1.114	1.139	-2.2	
39		Trichloroethene	0.491	0.444	9.6	
41		1,4-Dioxane	0.202	0.173	14.4	
43		Heptane	0.450	0.429	4.7	
44		cis-1,3-Dichloropropene	0.606	0.473	21.9	
45		4-Methyl-2-pentanone(MIBK)	0.699	0.657	6.0	
46		trans-1,3-Dichloropropene	0.585	0.595	-1.7	
47		1,1,2-Trichloroethane	0.442	0.417	5.7	
48		Toluene	1.056	0.842	20.3	
49		Dibromochloromethane	1.093	1.100	-0.6	
50		2-Hexanone(MBK)	0.707	0.571	19.2	
51		1,2-Dibromoethane(EDB)	0.823	0.770	6.4	
52		Tetrachloroethene	0.691	0.600	13.2	
53	Int	Chlorobenzene-d5	1.000	1.000	0.0	82
54		1,1,1,2-Tetrachloroethane	1.011	0.990	2.1	
55		Chlorobenzene	1.616	1.579	2.3	
56		Ethylbenzene	2.500	2.289	8.4	

Data Path : H:\AIR2019\CHEM24\04APR\03\
Data File : 0403_02.D
Acq On : 3 Apr 2019 4:38 pm
Operator : Keith
Client ID : BFB TUNE - CCAL 1
Lab ID : 1.0ppb - 1.0ppb
ALS Vial : 2 Sample Multiplier: 1

Quant Time: Apr 04 08:37:39 2019
Quant Method : H:\AIR2019\CHEM24\METHODS\24AIR_0320.M
Quant Title : VOA Standards for 5 point calibration
QLast Update : Mon Apr 01 15:39:11 2019
Response via : Initial Calibration

Note: Curves (l,lf,q,qf) display calculated concentration.
Min. RRF : 0.000 Min. Rel. Area : 50% Max. R.T. Dev 0.20min
Max. RRF Dev : 30% Max. Rel. Area : 200%

		Compound	AvgRF	CCRF	%Dev	Area%	
57		m,p-Xylene	1.859	1.360	26.8		
58		Bromoform	1.961	1.971	-0.5		
59		Styrene	1.279	1.140	10.9		
60		1,1,2,2-Tetrachloroethane	1.779	1.670	6.1		
61		o-Xylene	2.073	1.485	28.4		
62	Surr	% Bromofluorobenzene	1.409	1.442	-2.3		
64		Isopropylbenzene	2.416	1.919	20.6		
66		4-Ethyltoluene	2.508	2.361	5.9		
67		1,3,5-Trimethylbenzene	2.170	1.932	11.0		
68		1,2,4-Trimethylbenzene	2.028	1.950	3.8		
70		Benzyl chloride	1.743	1.571	9.9		
71		1,3-Dichlorobenzene	1.631	1.804	-10.6		
72		1,4-Dichlorobenzene	1.584	1.534	3.2		
73		sec-Butylbenzene	2.838	2.679	5.6		
74		4-Isopropyltoluene	2.265	2.217	2.1		
75		1,2-Dichlorobenzene	1.545	1.532	0.8		
76		n-Butylbenzene	2.017	2.204	-9.3		
77	q	1,2,4-Trichlorobenzene	1.000	0.662	33.8#		
79		Hexachlorobutadiene	1.182	1.181	0.1		
80	int	Bromochloromethane(sim)	1.000	1.000	0.0		78
81		1,2-Dichlorotetrafluoroetha	4.384	4.257	2.9		
82		Vinyl Chloride(sim)	1.207	1.076	10.9		
83		Bromomethane(sim)	1.772	1.684	5.0		
84		Trichlorofluoromethane(sim)	5.501	5.436	1.2		
85		1,1,1-Trichloroethane(sim)	3.404	3.261	4.2		
86		Carbon Tetrachloride(sim)	3.784	3.377	10.8		
87		1,1-Dichloroethene(sim)	2.718	2.616	3.8		
88		Trichlorotrifluoroethane(si	3.687	3.194	13.4		
89		Trans-1,2-Dichloroethene(si	1.995	1.747	12.4		
90		1,1-Dichloroethane(sim)	2.418	1.864	22.9		
91		Cis-1,2-Dichloroethene(sim)	1.893	1.535	18.9		
92		Chloroform(sim)	3.190	2.687	15.8		
93		1,2-Dichloroethane(sim)	2.500	2.259	9.6		
94	int	1,4-Difluorobenzene(sim)	1.000	1.000	0.0		75
95		1,2-dichloropropane(sim)	0.418	0.347	17.0		
96		Bromodichloromethane(sim)	1.214	1.139	6.2		
97		Trichloroethene(sim)	0.574	0.481	16.2		
98		1,4-Dioxane(sim)	0.196	0.173	11.7		
99		cis-1,3-Dichloropropene(sim	0.667	0.537	19.5		
100		1,1,2-Trichloroethane(sim)	0.514	0.417	18.9		
101		Dibromochloromethane(sim)	1.207	1.161	3.8		
102		1,2-Dibromoethane(EDB)(sim)	0.911	0.770	15.5		
103		Tetrachloroethene(sim)	0.787	0.666	15.4		
104	int	Chlorobenzene-d5(sim)	1.000	1.000	0.0		82
105		Bromoform(sim)	2.010	2.018	-0.4		
106		1,1,1,2-Tetrachloroethane(s	1.160	0.990	14.7		
107		m,p-Xylene(sim)	2.057	1.909	7.2		
108		1,1,2,2-Tetrachloroethane(s	1.991	1.670	16.1		
111		Benzyl chloride(sim)	1.662	1.748	-5.2		
112		1,3-Dichlorobenzene(sim)	1.886	1.804	4.3		

Data Path : H:\AIR2019\CHEM24\04APR\03\
Data File : 0403_02.D
Acq On : 3 Apr 2019 4:38 pm
Operator : Keith
Client ID : BFB TUNE - CCAL 1
Lab ID : 1.0ppb - 1.0ppb
ALS Vial : 2 Sample Multiplier: 1

Quant Time: Apr 04 08:37:39 2019
Quant Method : H:\AIR2019\CHEM24\METHODS\24AIR_0320.M
Quant Title : VOA Standards for 5 point calibration
QLast Update : Mon Apr 01 15:39:11 2019
Response via : Initial Calibration

Note: Curves (l,lf,q,qf) display calculated concentration.
Min. RRF : 0.000 Min. Rel. Area : 50% Max. R.T. Dev 0.20min
Max. RRF Dev : 30% Max. Rel. Area : 200%

	Compound	AvgRF	CCRF	%Dev	Area%
113	1,4-Dichlorobenzene(sim)	1.817	1.712	5.8	
114	sec-Butylbenzene(sim)	2.811	2.679	4.7	
115	4-Isopropyltoluene(sim)	2.226	2.428	-9.1	
116	1,2-Dichlorobenzene(sim)	1.778	1.532	13.8	
117	n-Butylbenzene(sim)	2.095	2.338	-11.6	
118	1,2,4-Trichlorobenzene(sim)	0.565	0.494	12.6	
119	Hexachlorobutadiene(sim)	1.528	1.251	18.1	

(#)=Out of Range l=linear, lf=liner(0,0), q=quadratic, qf=quadratic(0,0)
Laboratory Warning Limits Out = 0

Quantitation Report (QT Reviewed)

Data Path : H:\AIR2019\CHEM24\04APR\03\
Data File : 0403_02.D
Acq On : 3 Apr 2019 4:38 pm
Operator : Keith
Client ID : BFB TUNE - CCAL 1
Lab ID : 1.0ppb - 1.0ppb
ALS Vial : 2 Sample Multiplier: 1

Quant Time: Apr 04 08:37:39 2019
Quant Method : H:\AIR2019\CHEM24\METHODS\24AIR_0320.M
Quant Title : VOA Standards for 5 point calibration
QLast Update : Mon Apr 01 15:39:11 2019
Response via : Initial Calibration

Compound	R.T.	QIon	Response	Conc	Units	Dev(Min)
Internal Standards						
1) Bromochloromethane	5.608	130	153233	10.000	ng	0.02
36) 1,4-Difluorobenzene	7.515	114	397439	10.000	ng	0.00
53) Chlorobenzene-d5	11.066	82	222299	10.000	ng	0.00
80) Bromochloromethane(sim)	5.608	130	153233	10.000	ng	0.01
94) 1,4-Difluorobenzene(sim)	7.515	114	397439	10.000	ng	0.00
104) Chlorobenzene-d5(sim)	11.066	82	222299	10.000	ng	0.00
System Monitoring Compounds						
62) % Bromofluorobenzene	12.538	95	320583	10.232	ppbv	0.00
Spiked Amount 10.000	Range 70 - 130		Recovery = 102.30%			
Target Compounds						Qvalue
2) Propylene	1.485	41	11169	0.789	ppbv	97
3) Dichlorodifluoromethane	1.519	85	77295	1.100	ppbv	98
4) Chloromethane	1.663	52	5377	1.085	ppbv	91
5) 1,2-Dichlorotetrafluor...	1.629	85	61666	1.091	ppbv	99
6) Vinyl Chloride	1.739	62	16487	1.019	ppbv	99
7) 1,3-Butadiene	1.759	54	10001	1.057	ppbv	93
8) Bromomethane	2.006	94	24744	1.037	ppbv	98
9) Chloroethane	2.122	64	8034	1.065	ppbv	98
10) Ethanol	2.745	45	6605m	1.282	ppbv	84
12) Acetone	3.443	43	28350	1.143	ppbv	100
13) Trichlorofluoromethane	2.252	101	82648	1.176	ppbv	99
14) Isopropylalcohol	3.388	45	25092	1.016	ppbv	95
15) Acrylonitrile	4.476	53	6965	0.879	ppbv	98
16) 1,1-Dichloroethene	2.725	61	37631	1.153	ppbv	97
17) Methylene Chloride	3.361	49	21184	1.010	ppbv	97
20) Carbon Disulfide	2.725	76	60188	1.123	ppbv	97
21) Trichlorotrifluoroethane	2.793	101	48942	1.065	ppbv	98
22) Trans-1,2-Dichloroethene	3.559	61	24357	0.997	ppbv	99
23) 1,1-Dichloroethane	4.398	63	28563	0.914	ppbv	100
24) Methyl tert-butyl ethe...	3.778	73	35623	0.897	ppbv#	91
25) Methyl Ethyl Ketone	6.275	43	22022	0.744	ppbv	97
26) Cis-1,2-Dichloroethene	5.305	61	20842	0.833	ppbv	97
27) Hexane	3.703	57	15709	0.735	ppbv	87
28) Chloroform	5.803	83	41237	0.976	ppbv	99
29) Ethyl acetate	6.091	43	29115	0.914	ppbv	98
30) Tetrahydrofuran	6.019	42	9773	0.825	ppbv	93
31) 1,2-Dichloroethane	6.878	62	31398	1.011	ppbv	100
32) 1,1,1-Trichloroethane	6.033	97	45067	1.034	ppbv	99
33) Benzene	6.590	78	33878	0.867	ppbv	98
34) Carbon Tetrachloride	5.932	117	51747	1.026	ppbv	99
35) Cyclohexane	5.594	56	14047	0.798	ppbv	89
37) 1,2-dichloropropane	8.083	63	12053	0.845	ppbv	86
38) Bromodichloromethane	8.220	83	45277	1.022	ppbv	99
39) Trichloroethene	7.433	130	17641	0.904	ppbv	99
41) 1,4-Dioxane	8.499	88	6893	0.861	ppbv#	98
43) Heptane	6.679	43	17045	0.953	ppbv	99
44) cis-1,3-Dichloropropene	9.012	75	18810	0.780	ppbv	98
45) 4-Methyl-2-pentanone(M...	9.806	43	26096	0.939	ppbv	99
46) trans-1,3-Dichloropropene	9.820	75	23635	1.017	ppbv	99
47) 1,1,2-Trichloroethane	10.001	97	16568	0.944	ppbv	98
48) Toluene	9.286	91	33461	0.797	ppbv	98
49) Dibromochloromethane	10.196	129	43733	1.007	ppbv	99
50) 2-Hexanone(MBK)	10.812	43	22679	0.807	ppbv	95
51) 1,2-Dibromoethane(EDB)	10.427	107	30611	0.936	ppbv	99

Data Path : H:\AIR2019\CHEM24\04APR\03\
Data File : 0403_02.D
Acq On : 3 Apr 2019 4:38 pm
Operator : Keith
Client ID : BFB TUNE - CCAL 1
Lab ID : 1.0ppb - 1.0ppb
ALS Vial : 2 Sample Multiplier: 1

Quant Time: Apr 04 08:37:39 2019
Quant Method : H:\AIR2019\CHEM24\METHODS\24AIR_0320.M
Quant Title : VOA Standards for 5 point calibration
QLast Update : Mon Apr 01 15:39:11 2019
Response via : Initial Calibration

	Compound	R.T.	QIon	Response	Conc	Units	Dev(Min)
52)	Tetrachloroethene	9.741	166	23842	0.869	ppbv	98
54)	1,1,1,2-Tetrachloroethane	11.182	131	22006	0.980	ppbv	99
55)	Chlorobenzene	11.079	112	35112	0.978	ppbv	92
56)	Ethylbenzene	11.155	91	50892	0.916	ppbv	99
57)	m,p-Xylene	11.340	91	75582	1.829	ppbv	99
58)	Bromoform	11.896	173	43810	1.005	ppbv	99
59)	Styrene	11.910	104	25347	0.891	ppbv	98
60)	1,1,2,2-Tetrachloroethane	12.830	83	37126	0.939	ppbv	99
61)	o-Xylene	11.841	91	33017	0.716	ppbv	98
64)	Isopropylbenzene	12.233	105	42658	0.794	ppbv	98
66)	4-Ethyltoluene	12.876	105	52481	0.941	ppbv	99
67)	1,3,5-Trimethylbenzene	12.992	105	42938	0.890	ppbv	99
68)	1,2,4-Trimethylbenzene	13.447	105	43343	0.961	ppbv	99
70)	Benzyl chloride	14.069	91	34930	0.902	ppbv	97
71)	1,3-Dichlorobenzene	13.739	146	40099	1.106	ppbv	100
72)	1,4-Dichlorobenzene	13.829	146	34090	0.968	ppbv	98
73)	sec-Butylbenzene	13.557	105	59564	0.944	ppbv	98
74)	4-Isopropyltoluene	13.726	119	49287	0.979	ppbv	98
75)	1,2-Dichlorobenzene	14.199	146	34062	0.992	ppbv	99
76)	n-Butylbenzene	14.108	91	49005	1.093	ppbv	97
77)	1,2,4-Trichlorobenzene	15.341	180	10990	0.662	ppbv	97
79)	Hexachlorobutadiene	15.341	225	26252	0.999	ppbv	99
81]	1,2-Dichlorotetrafluor...	1.632	85	65230	0.971	ppbv	99
82]	Vinyl Chloride(sim)	1.739	62	16487	0.891	ppbv	99
83]	Bromomethane(sim)	2.009	94	25811	0.951	ppbv	99
84]	Trichlorofluoromethane...	2.252	101	83292	0.988	ppbv	100
85]	1,1,1-Trichloroethane(...	6.036	97	49969	0.958	ppbv#	99
86]	Carbon Tetrachloride(sim)	5.932	117	51747	0.892	ppbv	99
87]	1,1-Dichloroethene(sim)	2.728	61	40088	0.962	ppbv	97
88]	Trichlorotrifluoroetha...	2.793	101	48942	0.866	ppbv	98
89]	Trans-1,2-Dichloroethe...	3.562	61	26763	0.876	ppbv	98
90]	1,1-Dichloroethane(sim)	4.398	63	28563	0.771	ppbv	100
91]	Cis-1,2-Dichloroethene...	5.301	61	23518	0.811	ppbv	99
92]	Chloroform(sim)	5.803	83	41169	0.842	ppbv	99
93]	1,2-Dichloroethane(sim)	6.881	62	34622	0.904	ppbv	98
95]	1,2-dichloropropane(sim)	8.086	63	13802	0.831	ppbv	89
96]	Bromodichloromethane(sim)	8.220	83	45277	0.939	ppbv	100
97]	Trichloroethene(sim)	7.429	130	19117	0.838	ppbv	100
98]	1,4-Dioxane(sim)	8.499	88	6893	0.885	ppbv	99
99]	cis-1,3-Dichloropropen...	9.008	75	21356	0.806	ppbv	100
100]	1,1,2-Trichloroethane(...	10.001	97	16568	0.811	ppbv	98
101]	Dibromochloromethane(sim)	10.192	129	46148	0.962	ppbv	100
102]	1,2-Dibromoethane(EDB)...	10.427	107	30611	0.845	ppbv	99
103]	Tetrachloroethene(sim)	9.744	166	26479	0.847	ppbv	99
105]	Bromoform(sim)	11.899	173	44860	1.004	ppbv	99
106]	1,1,1,2-Tetrachloroeth...	11.182	131	22006	0.853	ppbv	99
107]	m,p-Xylene(sim)	11.343	91	84860	1.856	ppbv	99
108]	1,1,2,2-Tetrachloroeth...	12.830	83	37126	0.839	ppbv	98
111]	Benzyl chloride(sim)	14.072	91	38862	1.052	ppbv	99
112]	1,3-Dichlorobenzene(sim)	13.739	146	40099	0.956	ppbv	100
113]	1,4-Dichlorobenzene(sim)	13.832	146	38054	0.942	ppbv	100
114]	sec-Butylbenzene(sim)	13.557	105	59564	0.953	ppbv	98
115]	4-Isopropyltoluene(sim)	13.722	119	53974	1.091	ppbv	99
116]	1,2-Dichlorobenzene(sim)	14.199	146	34062	0.862	ppbv	99
117]	n-Butylbenzene(sim)	14.111	91	51966	1.116	ppbv	99
118]	1,2,4-Trichlorobenzene...	15.341	180	10990	0.875	ppbv	97
119]	Hexachlorobutadiene(sim)	15.339	225	27809	0.819	ppbv	100

Data Path : H:\AIR2019\CHEM24\04APR\03\
Data File : 0403_02.D
Acq On : 3 Apr 2019 4:38 pm
Operator : Keith
Client ID : BFB TUNE - CCAL 1
Lab ID : 1.0ppb - 1.0ppb
ALS Vial : 2 Sample Multiplier: 1

Quant Time: Apr 04 08:37:39 2019
Quant Method : H:\AIR2019\CHEM24\METHODS\24AIR_0320.M
Quant Title : VOA Standards for 5 point calibration
QLast Update : Mon Apr 01 15:39:11 2019
Response via : Initial Calibration

Compound	R.T.	QIon	Response	Conc	Units	Dev(Min)

(#)out of range (m)manual integration reviewed by analyst (+)signals summed

Quantitation Report (QT Reviewed)

Data Path : H:\AIR2019\CHEM24\04APR\03\
Data File : 0403_02.D
Acq On : 3 Apr 2019 4:38 pm
Operator : Keith
Client ID : BFB TUNE - CCAL 1
Lab ID : 1.0ppb - 1.0ppb
ALS Vial : 2 Sample Multiplier: 1

Quant Time: Apr 04 08:37:39 2019
Quant Method : H:\AIR2019\CHEM24\METHODS\24AIR_0320.M
Quant Title : VOA Standards for 5 point calibration
QLast Update : Mon Apr 01 15:39:11 2019
Response via : Initial Calibration

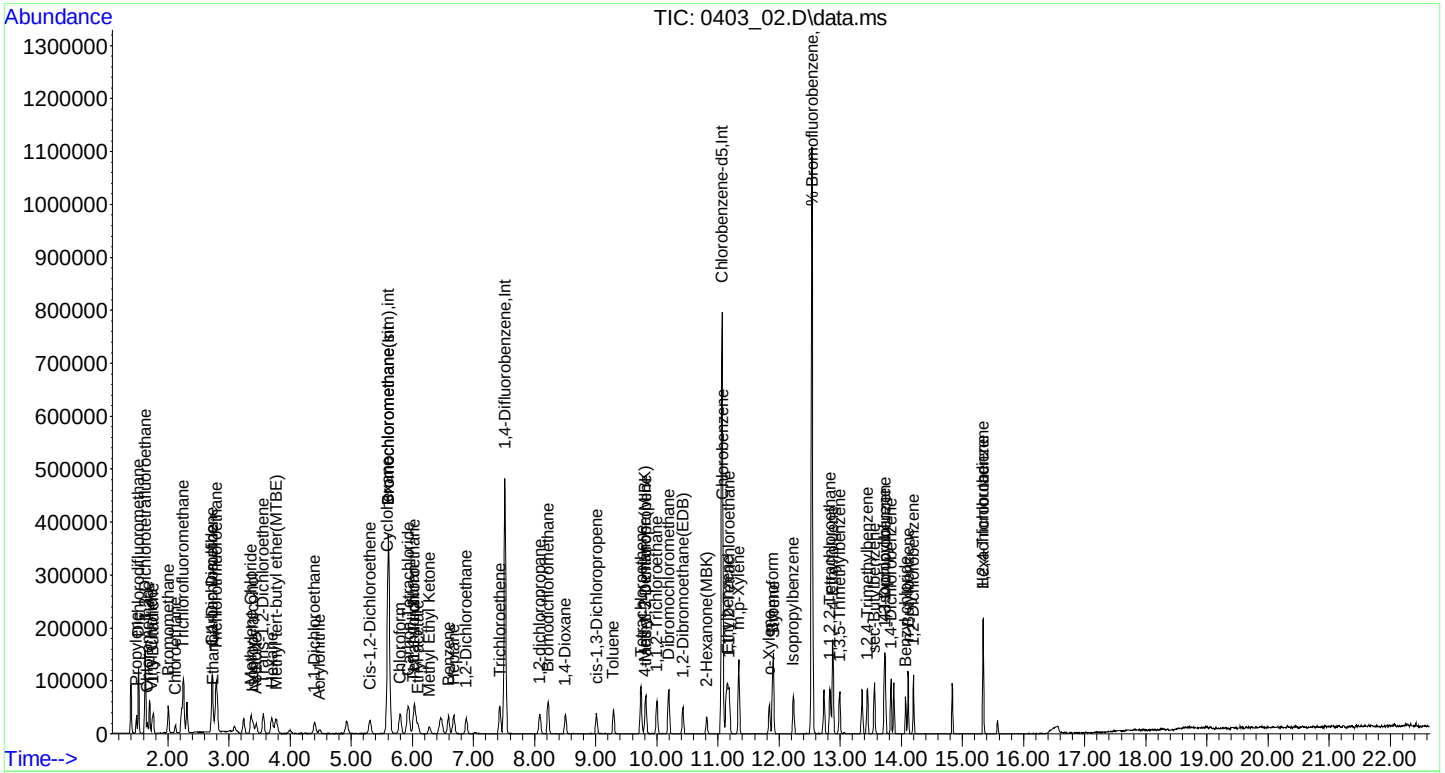

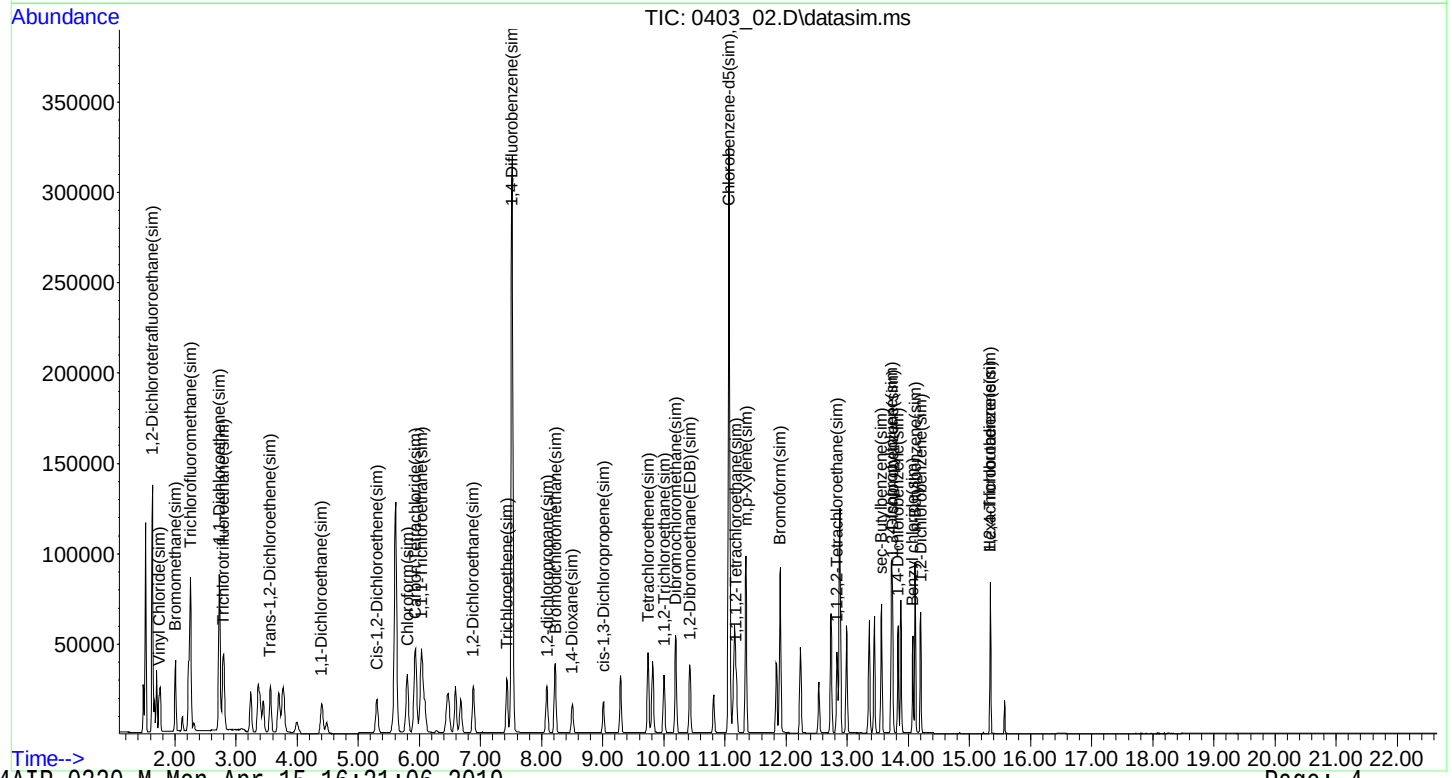

1

AIR ANALYSIS DATA SHEET

CLIENT ID: CC80334 LCS

Client: NETC Lab: Phoenix Env. Labs

SDG No.: GCC81347 Lab Sample ID: CC80334 LCS

Canister: LCS Lab File ID: 0403_04.D

Instrument: CHEM24 Column: RTX-VMS Date Received: 04/03/19

Purge Volume 200 (cc) Date Analyzed: 04/03/19

Matrix: AIR Dilution Factor: 1

CONCENTRATION UNITS: (ppbv or ug/m3) ppbv

CAS NO.	COMPOUND	CONC.	Q	MDL	PQL	R
115-07-1	Propylene	10.0		0.581	0.581	r
75-71-8	Dichlorodifluoromethane	11.2		0.202	0.202	r
74-87-3	Chloromethane	8.44		0.485	0.485	r
76-14-2	1,2-Dichlorotetrafluoroethane	9.47		0.143	0.143	r
75-01-4	Vinyl Chloride	9.44		0.078	0.078	r
106-99-0	1,3-Butadiene	9.62		0.452	0.452	r
74-83-9	Bromomethane	9.54		0.258	0.258	r
75-00-3	Chloroethane	9.49		0.379	0.379	r
64-17-5	Ethanol	9.80		0.531	0.531	r
67-64-1	Acetone	9.29		0.421	0.421	r
75-69-4	Trichlorofluoromethane	9.05		0.178	0.178	r
67-63-0	Isopropylalcohol	9.52		0.407	0.407	r
107-13-1	Acrylonitrile	9.20		0.461	0.461	r
75-35-4	1,1-Dichloroethene	9.59		0.051	0.051	r
75-09-2	Methylene Chloride	8.91		0.864	0.864	r
75-15-0	Carbon Disulfide	9.68		0.321	0.321	r
76-13-1	Trichlorotrifluoroethane	9.23		0.131	0.131	r
156-60-5	Trans-1,2-Dichloroethene	9.26		0.252	0.252	r
75-34-3	1,1-Dichloroethane	9.28		0.247	0.247	r
1634-04-4	Methyl tert-butyl ether(MTBE)	9.22		0.278	0.278	r
78-93-3	Methyl Ethyl Ketone	9.55		0.339	0.339	r
156-59-2	Cis-1,2-Dichloroethene	9.89		0.051	0.051	r
110-54-3	Hexane	10.7		0.284	0.284	r
67-66-3	Chloroform	9.76		0.205	0.205	r
141-78-6	Ethyl acetate	8.57		0.278	0.278	r
109-99-9	Tetrahydrofuran	9.24		0.339	0.339	r
107-06-2	1,2-Dichloroethane	10.2		0.247	0.247	r
71-55-6	1,1,1-Trichloroethane	9.56		0.183	0.183	r
71-43-2	Benzene	9.75		0.313	0.313	r
56-23-5	Carbon Tetrachloride	9.84		0.032	0.032	r
110-82-7	Cyclohexane	10.1		0.291	0.291	r
78-87-5	1,2-dichloropropane	11.1		0.217	0.217	r
75-27-4	Bromodichloromethane	11.0		0.149	0.149	r
79-01-6	Trichloroethene	11.0		0.037	0.037	r
123-91-1	1,4-Dioxane	11.1		0.278	0.278	r
142-82-5	Heptane	10.8		0.244	0.244	r

FORM I AIR

r=Result Reported U=Not Detected D=Reported Dilution E/J=Estimated Value X=Not Used S=Lab Solvent

1

AIR ANALYSIS DATA SHEET

CLIENT ID: CC80334 LCS

Client: NETC Lab: Phoenix Env. Labs

SDG No.: GCC81347 Lab Sample ID: CC80334 LCS

Canister: LCS Lab File ID: 0403_04.D

Instrument: CHEM24 Column: RTX-VMS Date Received: 04/03/19

Purge Volume 200 (cc) Date Analyzed: 04/03/19

Matrix: AIR Dilution Factor: 1

CONCENTRATION UNITS: (ppbv or ug/m3) ppbv

CAS NO.	COMPOUND	CONC.	Q	MDL	PQL	R
10061-01-5	cis-1,3-Dichloropropene	11.3		0.220	0.220	r
108-10-1	4-Methyl-2-pentanone(MIBK)	11.1		0.244	0.244	r
10061-02-6	trans-1,3-Dichloropropene	11.4		0.220	0.220	r
79-00-5	1,1,2-Trichloroethane	10.2		0.183	0.183	r
108-88-3	Toluene	11.2		0.266	0.266	r
124-48-1	Dibromochloromethane	10.8		0.117	0.117	r
591-78-6	2-Hexanone(MBK)	11.4		0.244	0.244	r
106-93-4	1,2-Dibromoethane(EDB)	10.7		0.130	0.130	r
127-18-4	Tetrachloroethene	11.1		0.037	0.037	r
630-20-6	1,1,1,2-Tetrachloroethane	10.2		0.146	0.146	r
108-90-7	Chlorobenzene	10.4		0.217	0.217	r
100-41-4	Ethylbenzene	10.9		0.230	0.230	r
179601-23-1	m,p-Xylene	21.3		0.230	0.230	r
75-25-2	Bromoform	10.1		0.097	0.097	r
100-42-5	Styrene	10.3		0.235	0.235	r
79-34-5	1,1,2,2-Tetrachloroethane	9.93		0.146	0.146	r
95-47-6	o-Xylene	11.4		0.230	0.230	r
98-82-8	Isopropylbenzene	11.4		0.204	0.204	r
622-96-8	4-Ethyltoluene	11.0		0.204	0.204	r
108-67-8	1,3,5-Trimethylbenzene	10.3		0.204	0.204	r
95-63-6	1,2,4-Trimethylbenzene	11.4		0.204	0.204	r
100-44-7	Benzyl chloride	11.3		0.193	0.193	r
541-73-1	1,3-Dichlorobenzene	10.7		0.166	0.166	r
106-46-7	1,4-Dichlorobenzene	10.7		0.166	0.166	r
135-98-8	sec-Butylbenzene	10.5		0.182	0.182	r
99-87-6	4-Isopropyltoluene	11.5		0.182	0.182	r
95-50-1	1,2-Dichlorobenzene	10.9		0.166	0.166	r
104-51-8	n-Butylbenzene	10.7		0.182	0.182	r
120-82-1	1,2,4-Trichlorobenzene	11.0		0.135	0.135	r
87-68-3	Hexachlorobutadiene	11.7		0.094	0.094	r

FORM I AIR

r=Result Reported U=Not Detected D=Reported Dilution E/J=Estimated Value X=Not Used S=Lab Solvent

Quantitation Report (QT Reviewed)

Data Path : H:\AIR2019\CHEM24\04APR\03\
Data File : 0403_04.D
Acq On : 3 Apr 2019 5:50 pm
Operator : Keith
Client ID : CC80334 LCS
Lab ID : CC80334 LCS
ALS Vial : 4 Sample Multiplier: 1

Quant Time: Apr 04 08:34:38 2019
Quant Method : H:\AIR2019\CHEM24\METHODS\24AIR_0320.M
Quant Title : VOA Standards for 5 point calibration
QLast Update : Mon Apr 01 15:39:11 2019
Response via : Initial Calibration

Compound	R.T.	QIon	Response	Conc	Units	Dev(Min)
Internal Standards						
1) Bromochloromethane	5.608	130	151933	10.000	ng	0.02
36) 1,4-Difluorobenzene	7.515	114	423832	10.000	ng	0.00
53) Chlorobenzene-d5	11.066	82	238052	10.000	ng	0.00
80) Bromochloromethane(sim)	5.608	130	151933	10.000	ng	0.01
94) 1,4-Difluorobenzene(sim)	7.515	114	423832	10.000	ng	0.00
104) Chlorobenzene-d5(sim)	11.066	82	238052	10.000	ng	0.00
System Monitoring Compounds						
62) % Bromofluorobenzene	12.538	95	347086	10.345	ppbv	0.00
Spiked Amount 10.000	Range 70 - 130		Recovery = 103.40%			
Target Compounds						Qvalue
2) Propylene	1.478	41	140605	10.013	ppbv	99
3) Dichlorodifluoromethane	1.513	85	783034	11.242	ppbv	99
4) Chloromethane	1.663	52	41482	8.440	ppbv#	66
5) 1,2-Dichlorotetrafluor...	1.622	85	530749	9.468	ppbv	97
6) Vinyl Chloride	1.739	62	151438	9.442	ppbv	99
7) 1,3-Butadiene	1.759	54	90293	9.622	ppbv	99
8) Bromomethane	2.006	94	225863	9.543	ppbv	98
9) Chloroethane	2.122	64	71010	9.491	ppbv	96
10) Ethanol	2.732	45	50053	9.798	ppbv	94
12) Acetone	3.429	43	228538	9.293	ppbv	98
13) Trichlorofluoromethane	2.252	101	630529	9.045	ppbv	100
14) Isopropylalcohol	3.368	45	233024	9.519	ppbv	98
15) Acrylonitrile	4.476	53	72323	9.201	ppbv	98
16) 1,1-Dichloroethene	2.725	61	310180	9.587	ppbv	100
17) Methylene Chloride	3.354	49	185329	8.908	ppbv	97
20) Carbon Disulfide	2.725	76	514081	9.677	ppbv	100
21) Trichlorotrifluoroethane	2.793	101	420791	9.231	ppbv	100
22) Trans-1,2-Dichloroethene	3.559	61	224418	9.261	ppbv	99
23) 1,1-Dichloroethane	4.403	63	287731	9.282	ppbv	99
24) Methyl tert-butyl ethe...	3.751	73	363097	9.219	ppbv#	57
25) Methyl Ethyl Ketone	6.268	43	280399	9.550	ppbv#	98
26) Cis-1,2-Dichloroethene	5.305	61	245324	9.885	ppbv	98
27) Hexane	3.696	57	227463	10.732	ppbv	90
28) Chloroform	5.803	83	408851	9.758	ppbv	99
29) Ethyl acetate	6.077	43	270709	8.573	ppbv	100
30) Tetrahydrofuran	5.990	42	108502	9.240	ppbv	99
31) 1,2-Dichloroethane	6.885	62	314407	10.206	ppbv	99
32) 1,1,1-Trichloroethane	6.041	97	413213	9.560	ppbv	99
33) Benzene	6.590	78	377882	9.751	ppbv	100
34) Carbon Tetrachloride	5.932	117	491815	9.839	ppbv	99
35) Cyclohexane	5.586	56	176891	10.136	ppbv	97
37) 1,2-dichloropropane	8.083	63	168812	11.097	ppbv	98
38) Bromodichloromethane	8.220	83	518671	10.981	ppbv	100
39) Trichloroethene	7.433	130	228669	10.985	ppbv	98
41) 1,4-Dioxane	8.478	88	94541	11.068	ppbv	99
43) Heptane	6.679	43	206806	10.843	ppbv	98
44) cis-1,3-Dichloropropene	9.012	75	291166	11.328	ppbv	99
45) 4-Methyl-2-pentanone(M...	9.799	43	329480	11.117	ppbv	96
46) trans-1,3-Dichloropropene	9.820	75	283255	11.426	ppbv	99
47) 1,1,2-Trichloroethane	10.001	97	191255	10.219	ppbv	99
48) Toluene	9.286	91	503162	11.238	ppbv	99
49) Dibromochloromethane	10.196	129	500594	10.804	ppbv	99
50) 2-Hexanone(MBK)	10.805	43	342508	11.423	ppbv	98
51) 1,2-Dibromoethane(EDB)	10.427	107	373148	10.699	ppbv	98

Data Path : H:\AIR2019\CHEM24\04APR\03\
Data File : 0403_04.D
Acq On : 3 Apr 2019 5:50 pm
Operator : Keith
Client ID : CC80334 LCS
Lab ID : CC80334 LCS
ALS Vial : 4 Sample Multiplier: 1

Quant Time: Apr 04 08:34:38 2019
Quant Method : H:\AIR2019\CHEM24\METHODS\24AIR_0320.M
Quant Title : VOA Standards for 5 point calibration
QLast Update : Mon Apr 01 15:39:11 2019
Response via : Initial Calibration

	Compound	R.T.	QIon	Response	Conc	Units	Dev(Min)
52)	Tetrachloroethene	9.741	166	326252	11.145	ppbv	99
54)	1,1,1,2-Tetrachloroethane	11.182	131	244285	10.154	ppbv	99
55)	Chlorobenzene	11.079	112	398180	10.352	ppbv	95
56)	Ethylbenzene	11.155	91	651107	10.939	ppbv	98
57)	m,p-Xylene	11.340	91	942798	21.304	ppbv	98
58)	Bromoform	11.903	173	469486	10.055	ppbv	99
59)	Styrene	11.910	104	313059	10.281	ppbv	96
60)	1,1,2,2-Tetrachloroethane	12.830	83	420345	9.926	ppbv	100
61)	o-Xylene	11.841	91	564193	11.432	ppbv	100
64)	Isopropylbenzene	12.233	105	655385	11.394	ppbv	99
66)	4-Ethyltoluene	12.876	105	658721	11.035	ppbv	99
67)	1,3,5-Trimethylbenzene	12.992	105	532785	10.312	ppbv	99
68)	1,2,4-Trimethylbenzene	13.440	105	549869	11.388	ppbv	98
70)	Benzyl chloride	14.070	91	470261	11.334	ppbv	99
71)	1,3-Dichlorobenzene	13.739	146	413657	10.656	ppbv	99
72)	1,4-Dichlorobenzene	13.829	146	402429	10.672	ppbv	99
73)	sec-Butylbenzene	13.557	105	710332	10.514	ppbv	99
74)	4-Isopropyltoluene	13.719	119	619619	11.491	ppbv	98
75)	1,2-Dichlorobenzene	14.199	146	398951	10.849	ppbv	99
76)	n-Butylbenzene	14.108	91	514172	10.710	ppbv	100
77)	1,2,4-Trichlorobenzene	15.341	180	265585	10.958	ppbv	98
79)	Hexachlorobutadiene	15.336	225	329673	11.712	ppbv	99
81]	1,2-Dichlorotetrafluor...	1.625	85	546148	8.200	ppbv	97
82]	Vinyl Chloride(sim)	1.739	62	151438	8.258	ppbv	99
83]	Bromomethane(sim)	2.002	94	237149	8.811	ppbv	99
84]	Trichlorofluoromethane...	2.252	101	630529	7.544	ppbv	100
85]	1,1,1-Trichloroethane(...	6.043	97	445363	8.612	ppbv#	99
86]	Carbon Tetrachloride(sim)	5.932	117	491815	8.554	ppbv	99
87]	1,1-Dichloroethene(sim)	2.728	61	324707	7.863	ppbv	97
88]	Trichlorotrifluoroetha...	2.793	101	420791	7.512	ppbv	100
89]	Trans-1,2-Dichloroethe...	3.562	61	242087	7.988	ppbv	98
90]	1,1-Dichloroethane(sim)	4.403	63	287731	7.831	ppbv	99
91]	Cis-1,2-Dichloroethene...	5.301	61	264750	9.205	ppbv	98
92]	Chloroform(sim)	5.803	83	408851	8.436	ppbv	99
93]	1,2-Dichloroethane(sim)	6.881	62	337380	8.883	ppbv	99
95]	1,2-dichloropropane(sim)	8.086	63	184059	10.386	ppbv	99
96]	Bromodichloromethane(sim)	8.220	83	518671	10.083	ppbv	99
97]	Trichloroethene(sim)	7.429	130	242583	9.968	ppbv	99
98]	1,4-Dioxane(sim)	8.478	88	94541	11.382	ppbv	99
99]	cis-1,3-Dichloropropen...	9.008	75	316770	11.210	ppbv	99
100]	1,1,2-Trichloroethane(...	10.001	97	191255	8.778	ppbv	99
101]	Dibromochloromethane(sim)	10.192	129	513867	10.048	ppbv	99
102]	1,2-Dibromoethane(EDB)...	10.427	107	373148	9.663	ppbv	98
103]	Tetrachloroethene(sim)	9.737	166	343694	10.304	ppbv	98
105]	Bromoform(sim)	11.899	173	472465	9.876	ppbv	100
106]	1,1,1,2-Tetrachloroeth...	11.182	131	244189	8.843	ppbv	99
107]	m,p-Xylene(sim)	11.343	91	1003422	20.491	ppbv	96
108]	1,1,2,2-Tetrachloroeth...	12.830	83	420345	8.870	ppbv	100
111]	Benzyl chloride(sim)	14.072	91	511342	12.928	ppbv	100
112]	1,3-Dichlorobenzene(sim)	13.739	146	413657	9.211	ppbv	99
113]	1,4-Dichlorobenzene(sim)	13.832	146	447046	10.335	ppbv	99
114]	sec-Butylbenzene(sim)	13.557	105	710274	10.613	ppbv	99
115]	4-Isopropyltoluene(sim)	13.722	119	650571	12.277	ppbv	97
116]	1,2-Dichlorobenzene(sim)	14.199	146	398951	9.427	ppbv	99
117]	n-Butylbenzene(sim)	14.111	91	542251	10.873	ppbv	96
118]	1,2,4-Trichlorobenzene...	15.341	180	265585	19.750	ppbv	98
119]	Hexachlorobutadiene(sim)	15.339	225	346795	9.537	ppbv	100

Quantitation Report (QT Reviewed)

Data Path : H:\AIR2019\CHEM24\04APR\03\
Data File : 0403_04.D
Acq On : 3 Apr 2019 5:50 pm
Operator : Keith
Client ID : CC80334 LCS
Lab ID : CC80334 LCS
ALS Vial : 4 Sample Multiplier: 1

Quant Time: Apr 04 08:34:38 2019
Quant Method : H:\AIR2019\CHEM24\METHODS\24AIR_0320.M
Quant Title : VOA Standards for 5 point calibration
QLast Update : Mon Apr 01 15:39:11 2019
Response via : Initial Calibration

Compound	R.T.	QIon	Response	Conc	Units	Dev(Min)

(#)out of range (m)manual integration reviewed by analyst (+)signals summed

Quantitation Report (QT Reviewed)

Data Path : H:\AIR2019\CHEM24\04APR\03\
Data File : 0403_04.D
Acq On : 3 Apr 2019 5:50 pm
Operator : Keith
Client ID : CC80334 LCS
Lab ID : CC80334 LCS
ALS Vial : 4 Sample Multiplier: 1

Quant Time: Apr 04 08:34:38 2019
Quant Method : H:\AIR2019\CHEM24\METHODS\24AIR_0320.M
Quant Title : VOA Standards for 5 point calibration
QLast Update : Mon Apr 01 15:39:11 2019
Response via : Initial Calibration

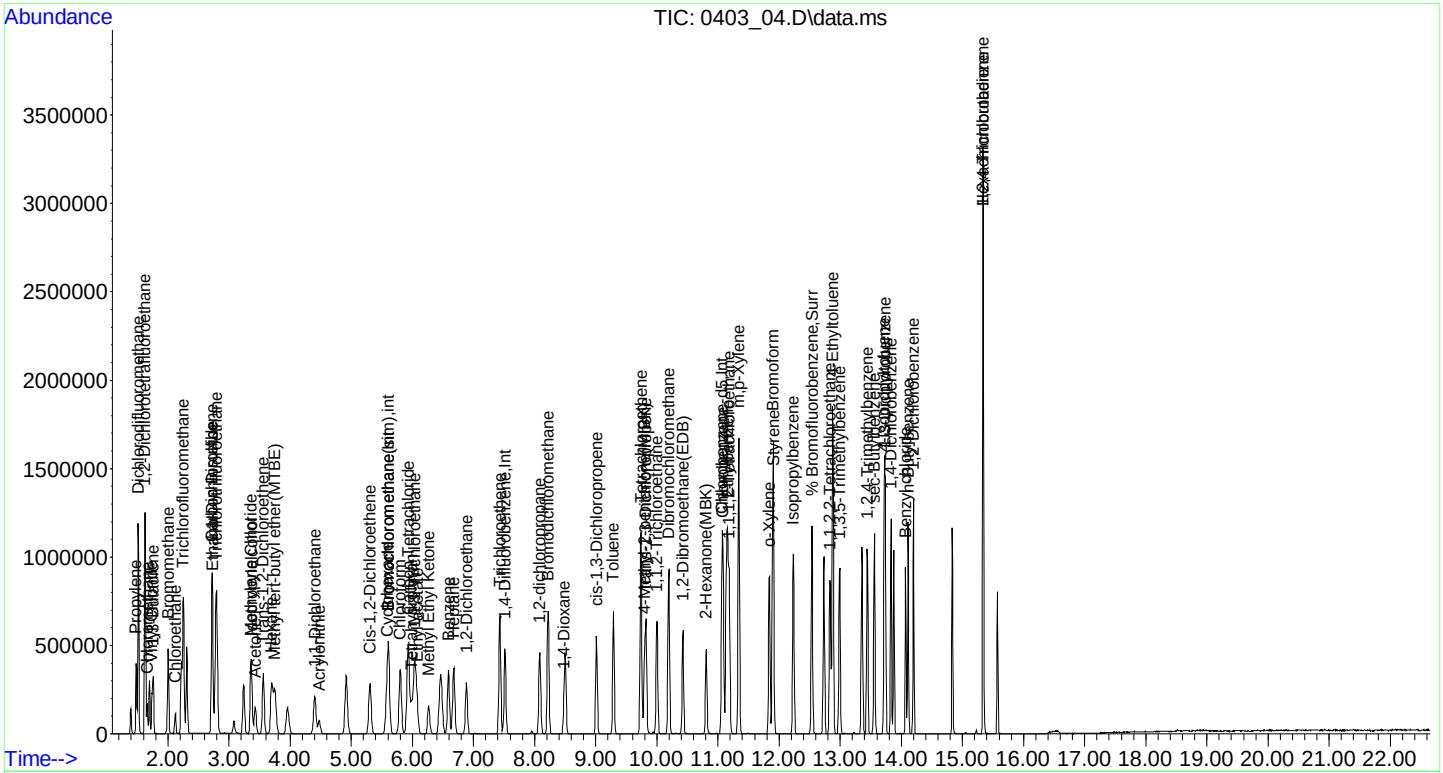

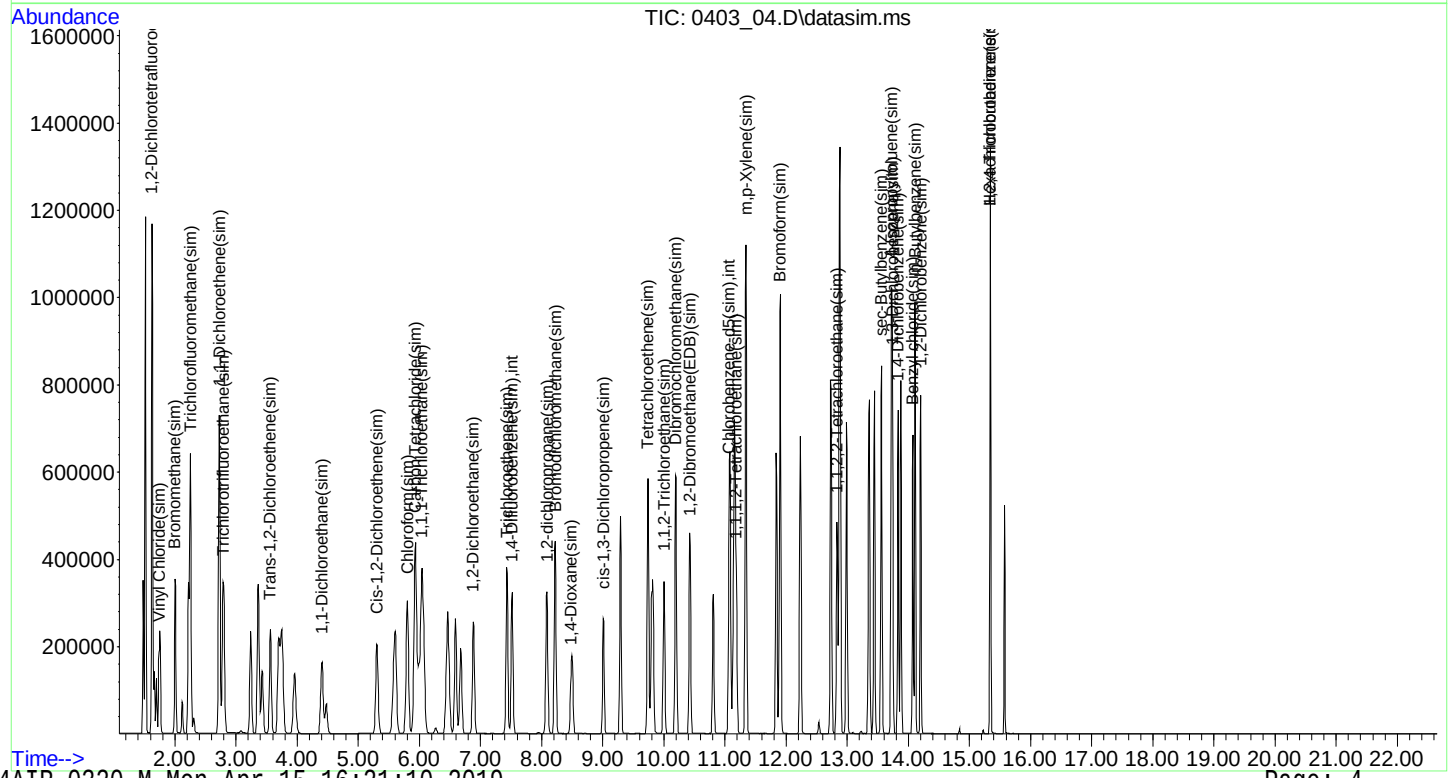

AIR ANALYSIS DATA SHEET

CLIENT ID: CC80334 QC

Client: NETC Lab: Phoenix Env. Labs

SDG No.: GCC81347 Lab Sample ID: CC80334

Canister: 19628 Lab File ID: 0403_09.D

Instrument: CHEM24 Column: RTX-VMS Date Received: 04/03/19

Purge Volume 200 (cc) Date Analyzed: 04/03/19

Matrix: AIR Dilution Factor: 1

CONCENTRATION UNITS: (ppbv or ug/m3) ppbv

CAS NO.	COMPOUND	CONC.	Q	MDL	PQL	R
115-07-1	Propylene	0.581	U	0.581	0.581	r
75-71-8	Dichlorodifluoromethane	0.442		0.202	0.202	r
74-87-3	Chloromethane	0.485	U	0.485	0.485	r
106-99-0	1,3-Butadiene	0.452	U	0.452	0.452	r
75-00-3	Chloroethane	0.379	U	0.379	0.379	r
64-17-5	Ethanol	475	ES	0.531	0.531	r
67-64-1	Acetone	14.2	S	0.421	0.421	r
67-63-0	Isopropylalcohol	1.66	S	0.407	0.407	r
107-13-1	Acrylonitrile	0.461	U	0.461	0.461	r
75-09-2	Methylene Chloride	0.864	U	0.864	0.864	r
75-15-0	Carbon Disulfide	0.321	U	0.321	0.321	r
1634-04-4	Methyl tert-butyl ether(MTBE)	0.278	U	0.278	0.278	r
78-93-3	Methyl Ethyl Ketone	0.791		0.339	0.339	r
110-54-3	Hexane	2.50	S	0.284	0.284	r
141-78-6	Ethyl acetate	0.278	U	0.278	0.278	r
109-99-9	Tetrahydrofuran	0.339	U	0.339	0.339	r
107-06-2	1,2-Dichloroethane	0.586		0.247	0.247	r
71-43-2	Benzene	1.97		0.313	0.313	r
110-82-7	Cyclohexane	0.641		0.291	0.291	r
142-82-5	Heptane	1.28		0.244	0.244	r
108-10-1	4-Methyl-2-pentanone(MIBK)	0.244	U	0.244	0.244	r
10061-02-6	trans-1,3-Dichloropropene	0.221	U	0.221	0.221	r
108-88-3	Toluene	9.12		0.266	0.266	r
591-78-6	2-Hexanone(MBK)	0.244	U	0.244	0.244	r
127-18-4	Tetrachloroethene	0.935		0.037	0.037	r
108-90-7	Chlorobenzene	0.217	U	0.217	0.217	r
100-41-4	Ethylbenzene	1.11		0.230	0.230	r
179601-23-1	m,p-Xylene	4.59		0.230	0.230	r
100-42-5	Styrene	0.235	U	0.235	0.235	r
95-47-6	o-Xylene	1.31		0.230	0.230	r
98-82-8	Isopropylbenzene	0.204	U	0.204	0.204	r
622-96-8	4-Ethyltoluene	1.17		0.204	0.204	r
108-67-8	1,3,5-Trimethylbenzene	0.311		0.204	0.204	r
95-63-6	1,2,4-Trimethylbenzene	1.28		0.204	0.204	r
76-14-2	1,2-Dichlorotetrafluoroethane(sim)	0.143	U	0.143	0.143	r
75-01-4	Vinyl Chloride(sim)	0.078	U	0.078	0.078	r

FORM I AIR

r=Result Reported U=Not Detected D=Reported Dilution E/J=Estimated Value X=Not Used S=Lab Solvent

AIR ANALYSIS DATA SHEET

CLIENT ID: CC80334 QC

Client: NETC Lab: Phoenix Env. Labs

SDG No.: GCC81347 Lab Sample ID: CC80334

Canister: 19628 Lab File ID: 0403_09.D

Instrument: CHEM24 Column: RTX-VMS Date Received: 04/03/19

Purge Volume 200 (cc) Date Analyzed: 04/03/19

Matrix: AIR Dilution Factor: 1

CONCENTRATION UNITS: (ppbv or ug/m3) ppbv

CAS NO.	COMPOUND	CONC.	Q	MDL	PQL	R
74-83-9	Bromomethane(sim)	0.258	U	0.258	0.258	r
75-69-4	Trichlorofluoromethane(sim)	0.184		0.178	0.178	r
71-55-6	1,1,1-Trichloroethane(sim)	0.183	U	0.183	0.183	r
56-23-5	Carbon Tetrachloride(sim)	0.067		0.032	0.032	r
75-35-4	1,1-Dichloroethene(sim)	0.051	U	0.051	0.051	r
76-13-1	Trichlorotrifluoroethane(sim)	0.131	U	0.131	0.131	r
156-60-5	Trans-1,2-Dichloroethene(sim)	0.252	U	0.252	0.252	r
75-34-3	1,1-Dichloroethane(sim)	0.247	U	0.247	0.247	r
156-59-2	Cis-1,2-Dichloroethene(sim)	0.051	U	0.051	0.051	r
67-66-3	Chloroform(sim)	0.205	U	0.205	0.205	r
78-87-5	1,2-dichloropropane(sim)	0.217	U	0.217	0.217	r
75-27-4	Bromodichloromethane(sim)	0.149	U	0.149	0.149	r
79-01-6	Trichloroethene(sim)	0.037	U	0.037	0.037	r
123-91-1	1,4-Dioxane(sim)	0.278	U	0.278	0.278	r
10061-01-5	cis-1,3-Dichloropropene(sim)	0.221	U	0.221	0.221	r
79-00-5	1,1,2-Trichloroethane(sim)	0.183	U	0.183	0.183	r
124-48-1	Dibromochloromethane(sim)	0.118	U	0.118	0.118	r
106-93-4	1,2-Dibromoethane(EDB)(sim)	0.130	U	0.130	0.130	r
75-25-2	Bromoform(sim)	0.097	U	0.097	0.097	r
630-20-6	1,1,1,2-Tetrachloroethane(sim)	0.146	U	0.146	0.146	r
79-34-5	1,1,2,2-Tetrachloroethane(sim)	0.146	U	0.146	0.146	r
100-44-7	Benzyl chloride(sim)	0.193	U	0.193	0.193	r
541-73-1	1,3-Dichlorobenzene(sim)	0.166	U	0.166	0.166	r
106-46-7	1,4-Dichlorobenzene(sim)	0.166	U	0.166	0.166	r
135-98-8	sec-Butylbenzene(sim)	0.182	U	0.182	0.182	r
99-87-6	4-Isopropyltoluene(sim)	0.182	U	0.182	0.182	r
95-50-1	1,2-Dichlorobenzene(sim)	0.166	U	0.166	0.166	r
104-51-8	n-Butylbenzene(sim)	0.182	U	0.182	0.182	r
120-82-1	1,2,4-Trichlorobenzene(sim)	0.135	U	0.135	0.135	r
87-68-3	Hexachlorobutadiene(sim)	0.094	U	0.094	0.094	r

FORM I AIR

r=Result Reported U=Not Detected D=Reported Dilution E/J=Estimated Value X=Not Used S=Lab Solvent

Quantitation Report (QT Reviewed)

Data Path : H:\AIR2019\CHEM24\04APR\03\
Data File : 0403_09.D
Acq On : 3 Apr 2019 8:44 pm
Operator : Keith
Client ID : CC80334 QC
Lab ID : CC80334 QC
ALS Vial : 9 Sample Multiplier: 1

Quant Time: Apr 04 08:39:09 2019
Quant Method : H:\AIR2019\CHEM24\METHODS\24AIR_0320.M
Quant Title : VOA Standards for 5 point calibration
QLast Update : Mon Apr 01 15:39:11 2019
Response via : Initial Calibration

Compound	R.T.	QIon	Response	Conc	Units	Dev(Min)
Internal Standards						
1) Bromochloromethane	5.601	130	151056	10.000	ng	0.00
36) 1,4-Difluorobenzene	7.501	114	458462	10.000	ng	0.00
53) Chlorobenzene-d5	11.059	82	253139	10.000	ng	0.00
80) Bromochloromethane(sim)	5.601	130	151056	10.000	ng	0.00
94) 1,4-Difluorobenzene(sim)	7.501	114	458462	10.000	ng	0.00
104) Chlorobenzene-d5(sim)	11.059	82	253139	10.000	ng	0.00
System Monitoring Compounds						
62) % Bromofluorobenzene	12.532	95	356733	9.999	ppbv	0.00
Spiked Amount 10.000	Range 70 - 130		Recovery = 100.00%			
Target Compounds						Qvalue
3) Dichlorodifluoromethane	1.513	85	30576	0.442	ppbv#	96
10) Ethanol	2.759	45	2410949	474.681	ppbv#	87
12) Acetone	3.416	43	347177	14.199	ppbv	97
13) Trichlorofluoromethane	2.246	101	15272	0.220	ppbv	98
14) Isopropylalcohol	3.374	45	40463	1.662	ppbv#	1
16) 1,1-Dichloroethene	2.622	61	2962	0.092	ppbv#	28
17) Methylene Chloride	3.354	49	15494	0.749	ppbv	98
25) Methyl Ethyl Ketone	6.262	43	23082	0.791	ppbv#	93
27) Hexane	3.689	57	52586	2.496	ppbv	87
31) 1,2-Dichloroethane	6.871	62	17940	0.586	ppbv	99
33) Benzene	6.577	78	75952	1.971	ppbv	99
34) Carbon Tetrachloride	5.925	117	3850	0.077	ppbv	99
35) Cyclohexane	5.586	56	11121	0.641	ppbv	97
43) Heptane	6.666	43	26439	1.281	ppbv#	74
48) Toluene	9.279	91	441625	9.119	ppbv	99
52) Tetrachloroethene	9.734	166	29614	0.935	ppbv	99
56) Ethylbenzene	11.148	91	69991	1.106	ppbv	99
57) m,p-Xylene	11.333	91	216186	4.594	ppbv	99
61) o-Xylene	11.834	91	68645	1.308	ppbv	99
66) 4-Ethyltoluene	12.856	105	74466	1.173	ppbv	97
67) 1,3,5-Trimethylbenzene	12.979	105	17064	0.311	ppbv	97
68) 1,2,4-Trimethylbenzene	13.434	105	65658	1.279	ppbv	98
84] Trichlorofluoromethane...	2.246	101	15272	0.184	ppbv	98
86] Carbon Tetrachloride(sim)	5.925	117	3850	0.067	ppbv	93
93] 1,2-Dichloroethane(sim)	6.867	62	19713	0.522	ppbv	99
103] Tetrachloroethene(sim)	9.730	166	32261	0.894	ppbv	100
107] m,p-Xylene(sim)	11.336	91	238015	4.571	ppbv	100

(#)out of range (m)manual integration reviewed by analyst (+)signals summed

Quantitation Report (QT Reviewed)

Data Path : H:\AIR2019\CHEM24\04APR\03\
Data File : 0403_09.D
Acq On : 3 Apr 2019 8:44 pm
Operator : Keith
Client ID : CC80334 QC
Lab ID : CC80334 QC
ALS Vial : 9 Sample Multiplier: 1

Quant Time: Apr 04 08:39:09 2019
Quant Method : H:\AIR2019\CHEM24\METHODS\24AIR_0320.M
Quant Title : VOA Standards for 5 point calibration
QLast Update : Mon Apr 01 15:39:11 2019
Response via : Initial Calibration

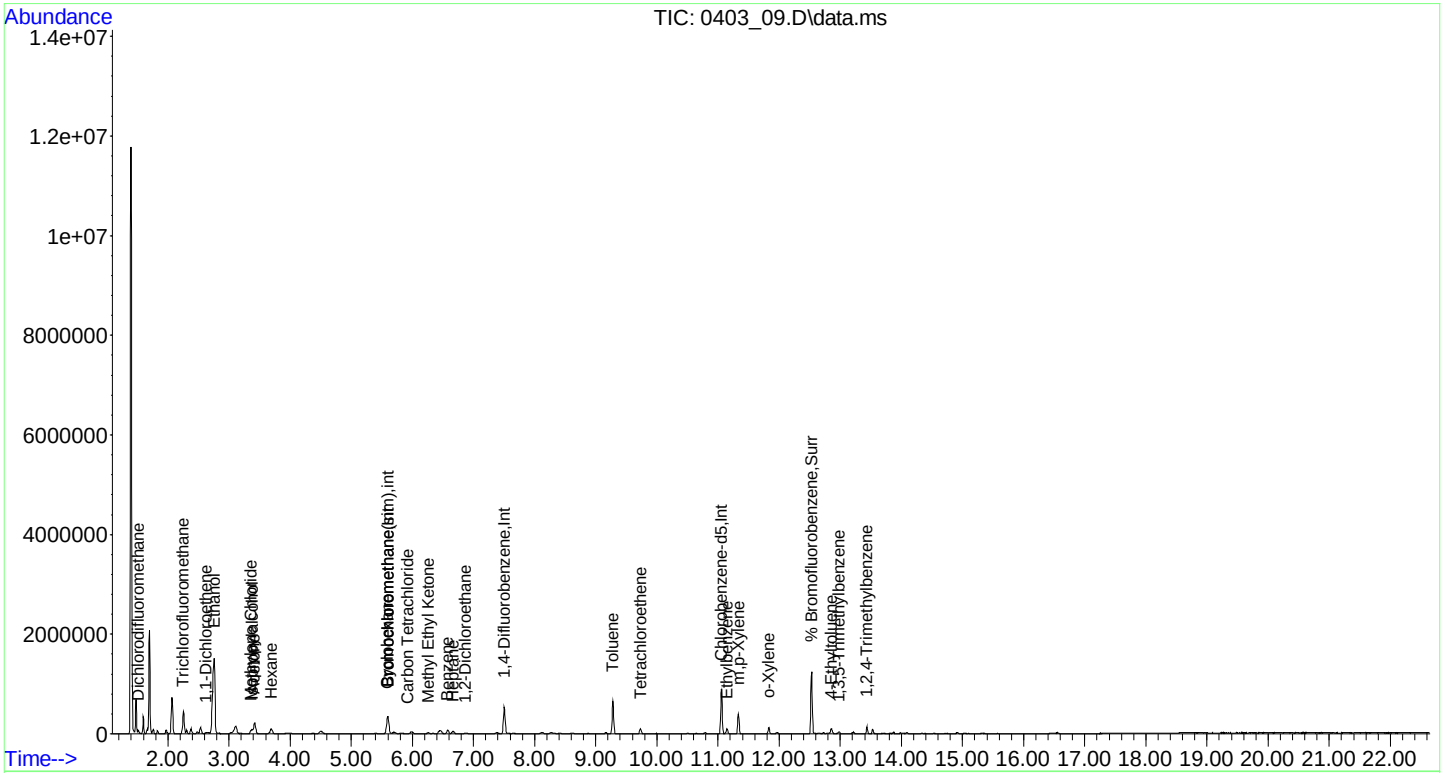

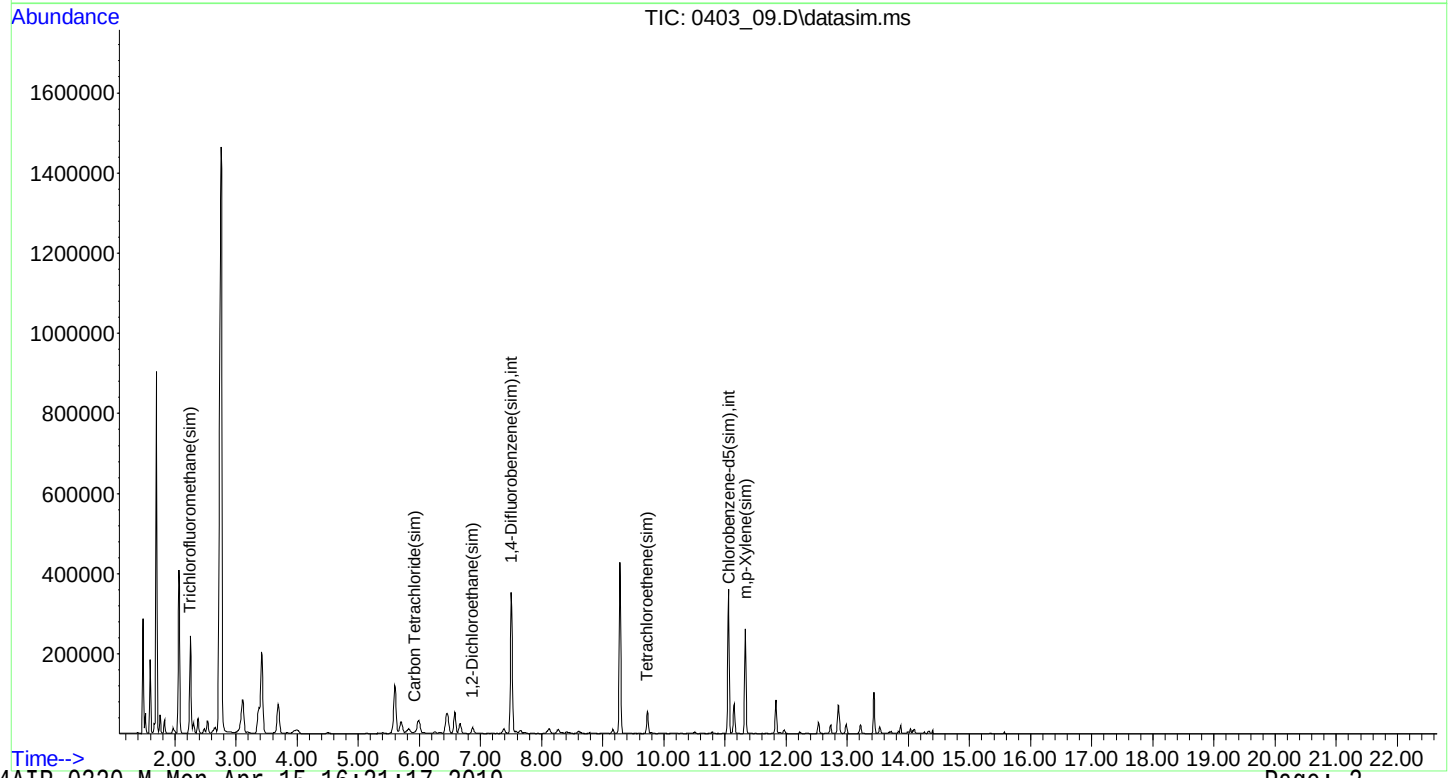

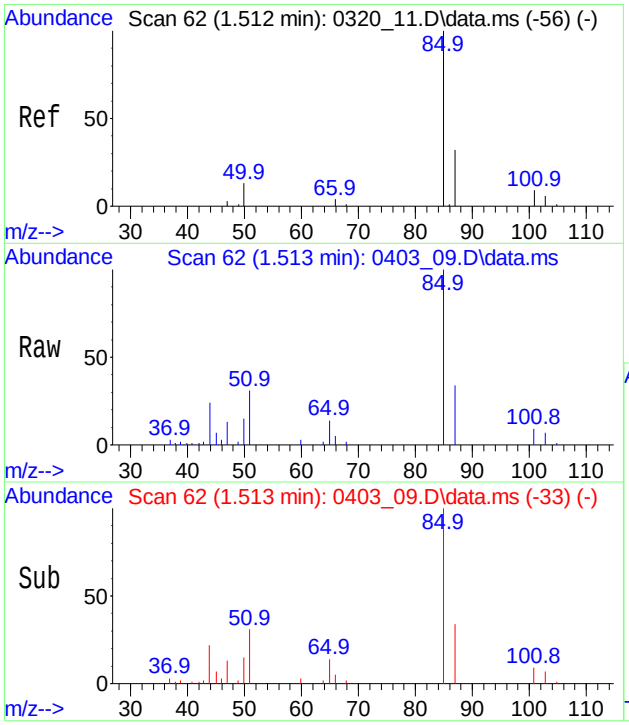

#3
Dichlorodifluoromethane
Conc: 8$ 0.442 ppbv
RT: 1.513 min Scan# 62
Delta R.T. 0.000 min
Lab File: 0403_09.D
Acq: 3 Apr 2019 8:44 pm

Tgt Ion: 85 Resp: 30576

Ion	Ratio	Lower	Upper
85	100		
87	33.4	25.9	38.9
50	16.1	10.3	15.5#

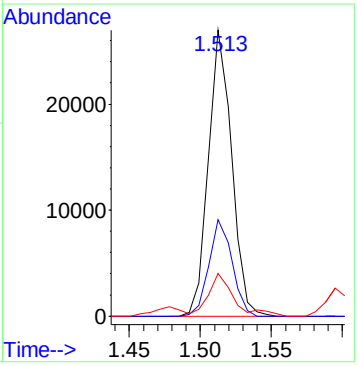

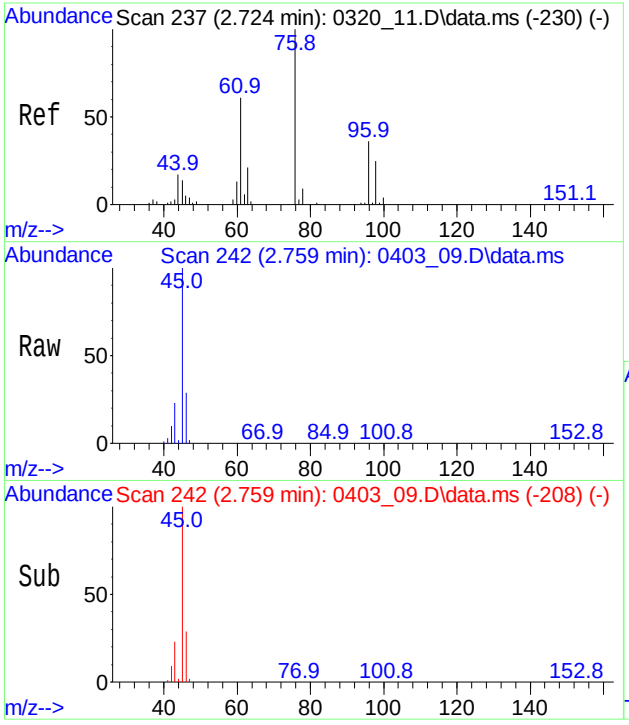

#10
Ethanol
Conc: 8$ 474.681 ppbv
RT: 2.759 min Scan# 242
Delta R.T. 0.034 min
Lab File: 0403_09.D
Acq: 3 Apr 2019 8:44 pm

Tgt Ion: 45 Resp: 2410949

Ion	Ratio	Lower	Upper
45	100		
46	29.1	28.5	42.7
43	22.8	25.3	37.9#

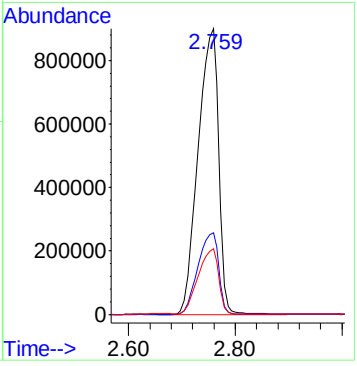

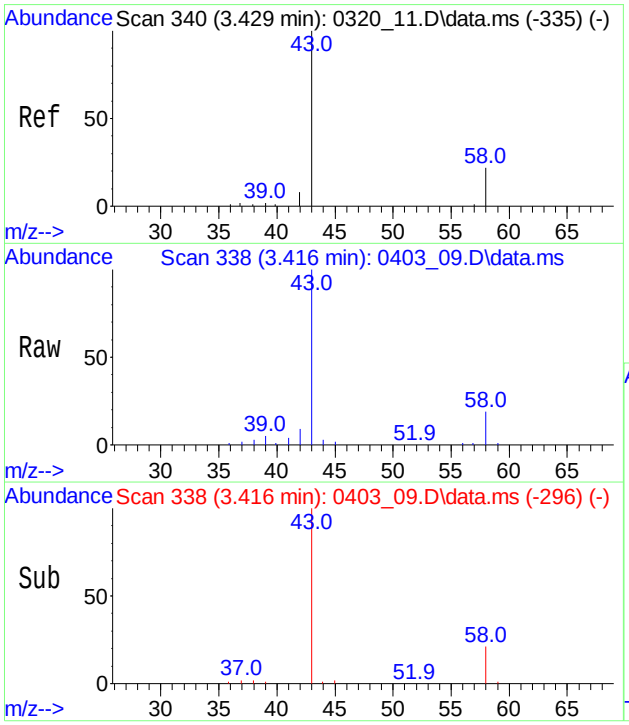

#12
Acetone
Conc: 8$ 14.199 ppbv
RT: 3.416 min Scan# 338
Delta R.T. -0.013 min
Lab File: 0403_09.D
Acq: 3 Apr 2019 8:44 pm

Tgt Ion: 43 Resp: 347177

Ion	Ratio	Lower	Upper
43	100		
58	19.1	16.2	24.4

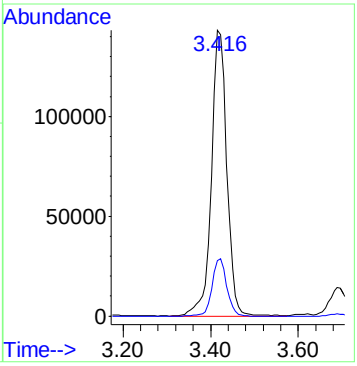

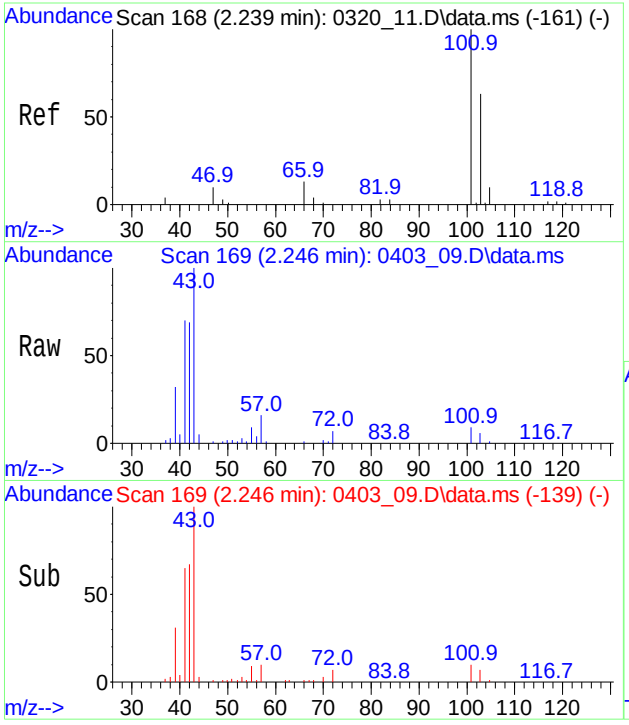

#13
Trichlorofluoromethane
Conc: 8$ 0.220 ppbv
RT: 2.246 min Scan# 169
Delta R.T. 0.007 min
Lab File: 0403_09.D
Acq: 3 Apr 2019 8:44 pm

Tgt Ion:101 Resp: 15272

Ion	Ratio	Lower	Upper
101	100		
103	63.9	52.5	78.7
66	13.8	10.1	15.1

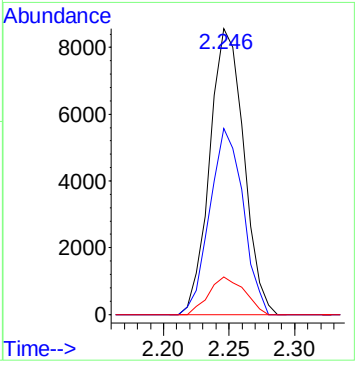

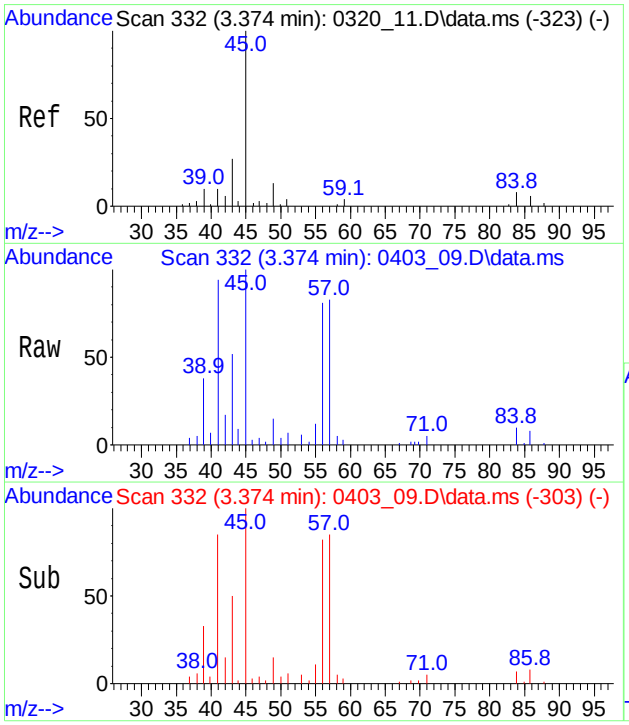

#14
Isopropylalcohol
Conc: 8$ 1.662 ppbv
RT: 3.374 min Scan# 332
Delta R.T. 0.000 min
Lab File: 0403_09.D
Acq: 3 Apr 2019 8:44 pm

Tgt Ion: 45 Resp: 40463

Ion	Ratio	Lower	Upper
45	100		
43	857.0	20.9	31.3#
59	8.8	3.1	4.7#

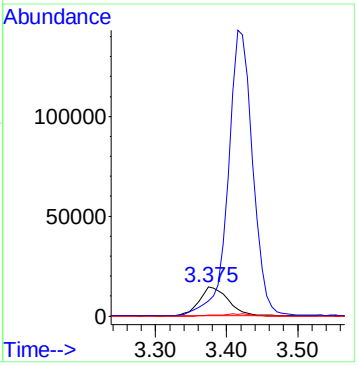

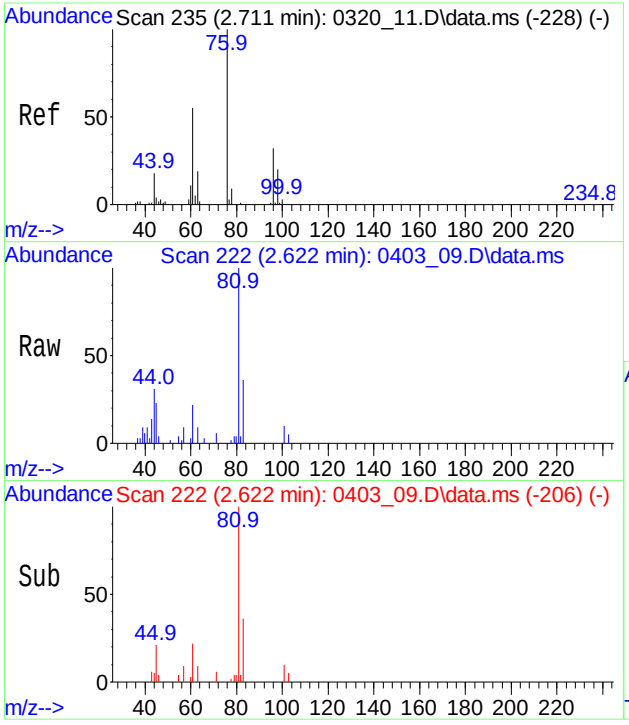

#16
1,1-Dichloroethene
Conc: 8$ Below Cal
RT: 2.622 min Scan# 222
Delta R.T. -0.089 min
Lab File: 0403_09.D
Acq: 3 Apr 2019 8:44 pm

Tgt Ion: 61 Resp: 2962

Ion	Ratio	Lower	Upper
61	100		
96	0.0	45.8	68.8#
98	0.0	29.9	44.9#

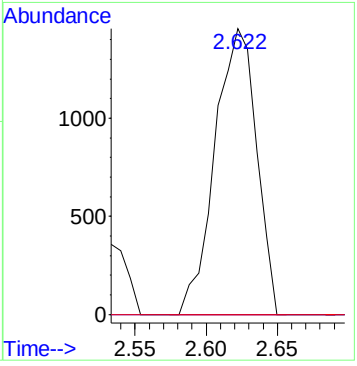

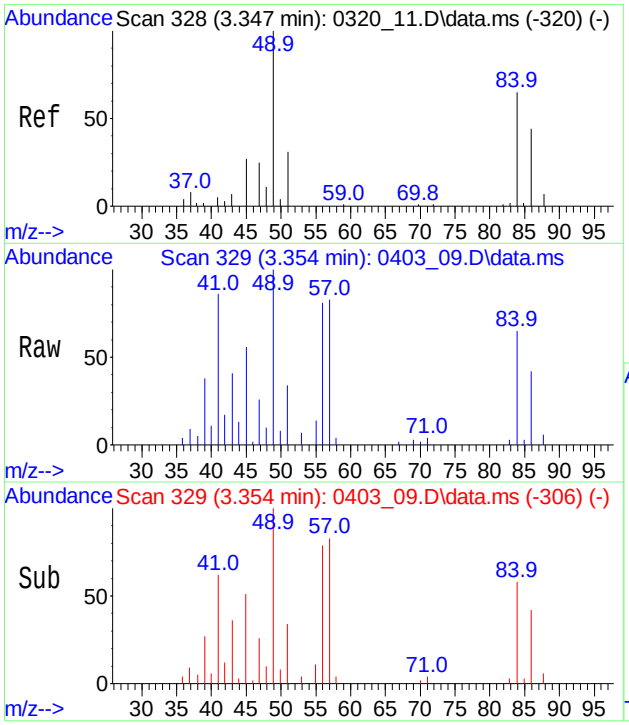

#17
Methylene Chloride
Conc: 8$ 0.749 ppbv
RT: 3.354 min Scan# 329
Delta R.T. 0.007 min
Lab File: 0403_09.D
Acq: 3 Apr 2019 8:44 pm

Tgt Ion: 49 Resp: 15494

Ion	Ratio	Lower	Upper
49	100		
84	68.1	53.4	80.0
86	46.1	35.1	52.7

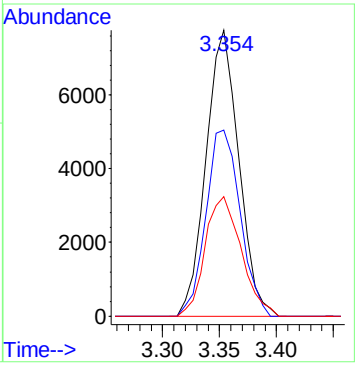

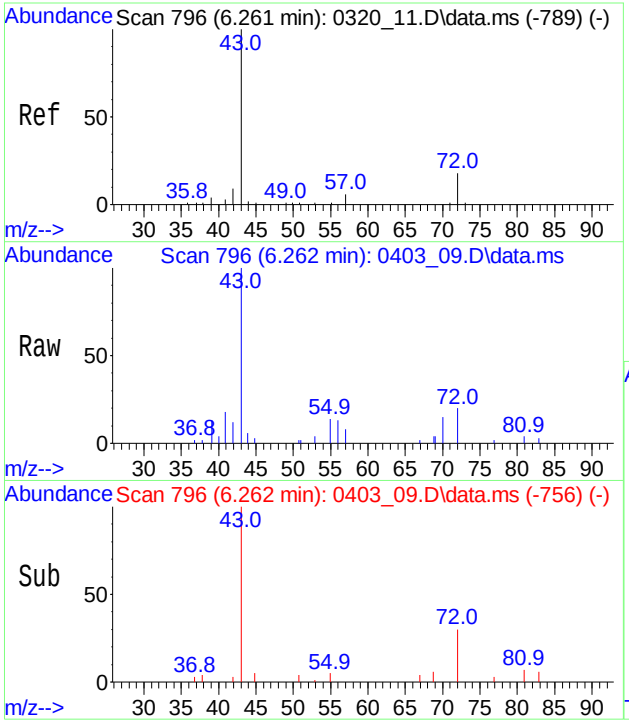

#25
Methyl Ethyl Ketone
Conc: 8$ 0.791 ppbv
RT: 6.262 min Scan# 796
Delta R.T. 0.000 min
Lab File: 0403_09.D
Acq: 3 Apr 2019 8:44 pm

Tgt Ion: 43 Resp: 23082

Ion	Ratio	Lower	Upper
43	100		
72	17.2	15.0	22.6
57	0.0	4.8	7.2#

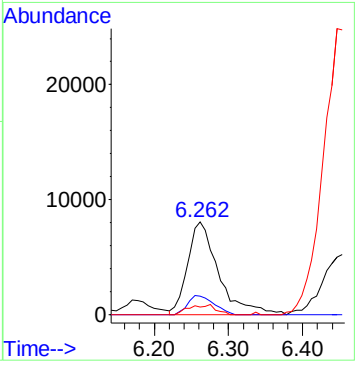

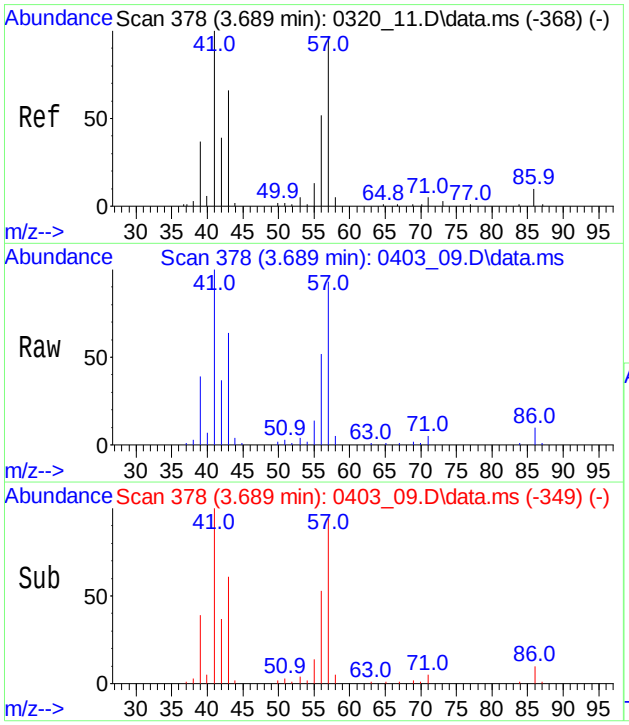

#27
Hexane
Conc: 8$ 2.496 ppbv
RT: 3.689 min Scan# 378
Delta R.T. 0.000 min
Lab File: 0403_09.D
Acq: 3 Apr 2019 8:44 pm

Tgt Ion: 57 Resp: 52586

Ion	Ratio	Lower	Upper
57	100		
43	74.9	54.2	81.4
41	117.8	81.9	122.9

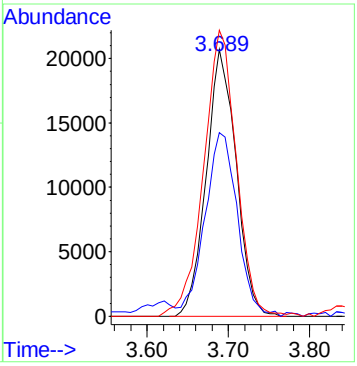

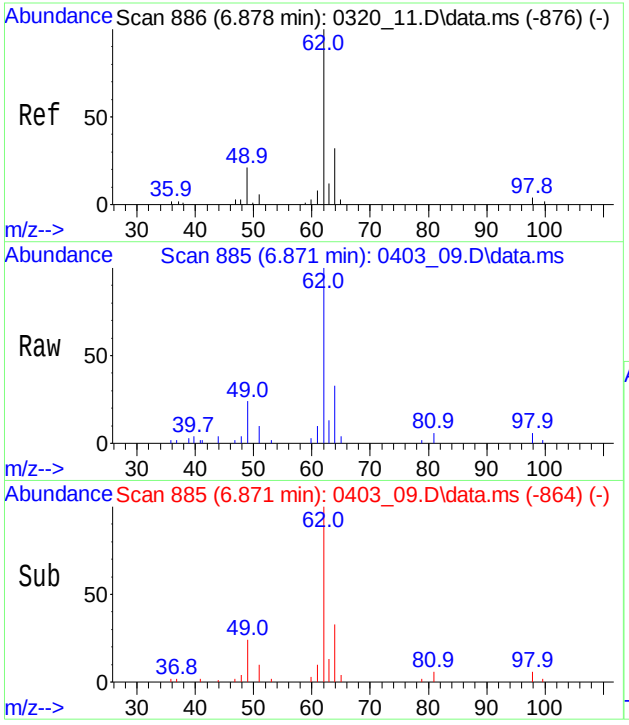

#31
1,2-Dichloroethane
Conc: 8$ 0.586 ppbv
RT: 6.871 min Scan# 885
Delta R.T. -0.007 min
Lab File: 0403_09.D
Acq: 3 Apr 2019 8:44 pm

Tgt Ion: 62 Resp: 17940

Ion	Ratio	Lower	Upper
62	100		
64	32.8	26.5	39.7
49	23.0	17.7	26.5

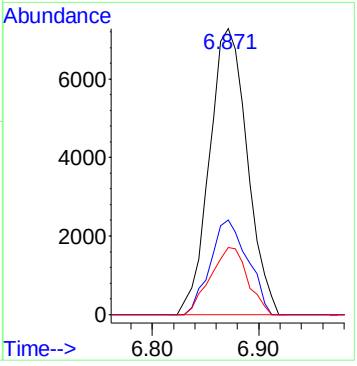

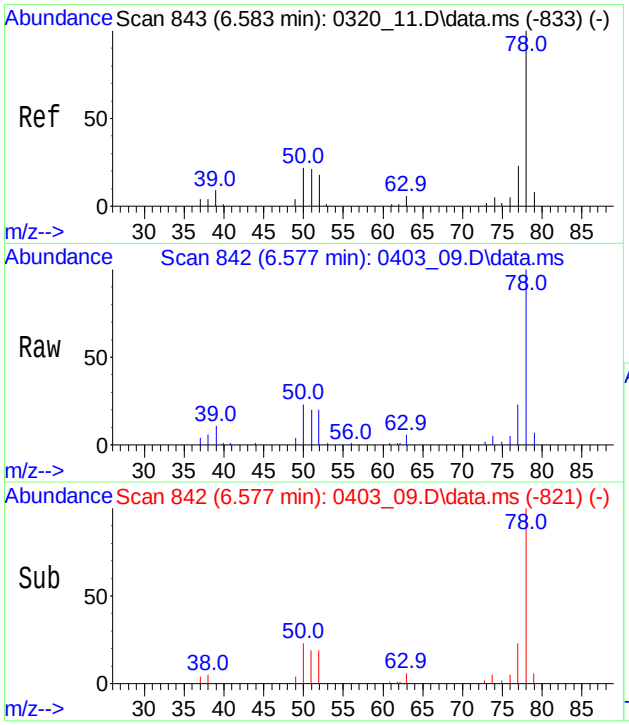

#33
Benzene
Conc: 8$ 1.971 ppbv
RT: 6.577 min Scan# 842
Delta R.T. -0.007 min
Lab File: 0403_09.D
Acq: 3 Apr 2019 8:44 pm

Tgt Ion: 78 Resp: 75952

Ion	Ratio	Lower	Upper
78	100		
77	22.9	18.3	27.5
51	22.0	17.0	25.4

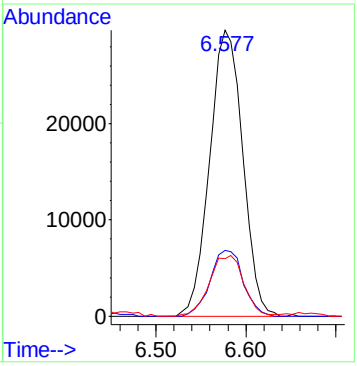

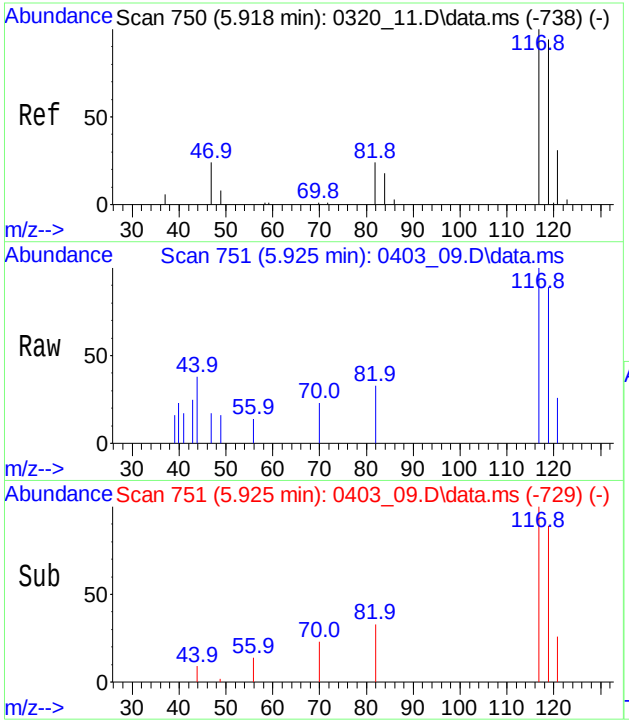

#34
Carbon Tetrachloride
Conc: 8$ Below Cal
RT: 5.925 min Scan# 751
Delta R.T. 0.007 min
Lab File: 0403_09.D
Acq: 3 Apr 2019 8:44 pm

Tgt Ion:117 Resp: 3850

Ion	Ratio	Lower	Upper
117	100		
119	95.6	75.4	115.4
121	28.3	10.8	50.8

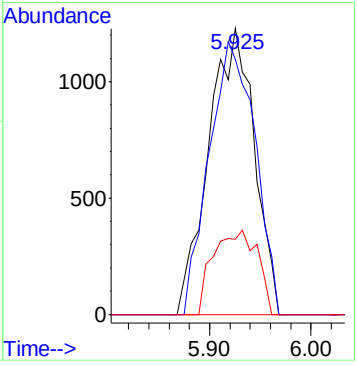

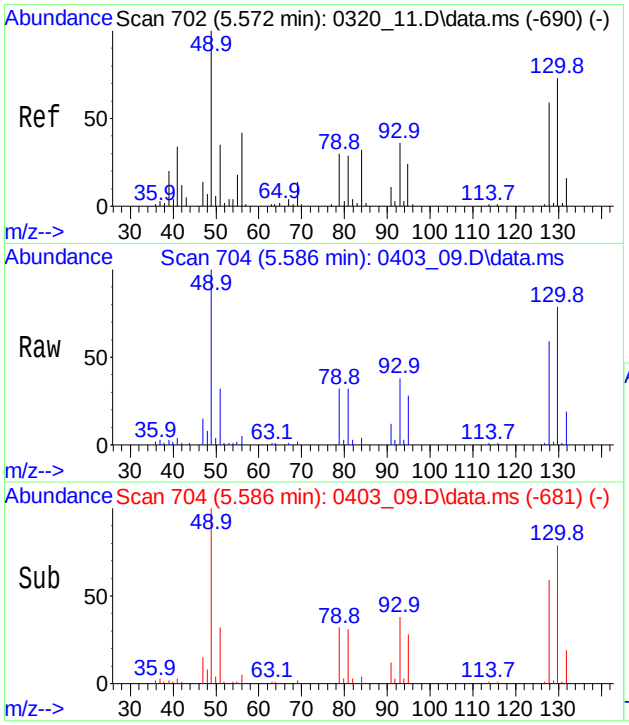

#35
Cyclohexane
Conc: 8$ 0.641 ppbv
RT: 5.586 min Scan# 704
Delta R.T. 0.015 min
Lab File: 0403_09.D
Acq: 3 Apr 2019 8:44 pm

Tgt Ion: 56 Resp: 11121

Ion	Ratio	Lower	Upper
56	100		
84	77.8	61.8	92.8
41	81.8	61.8	92.6

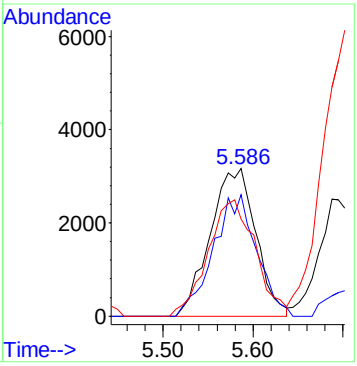

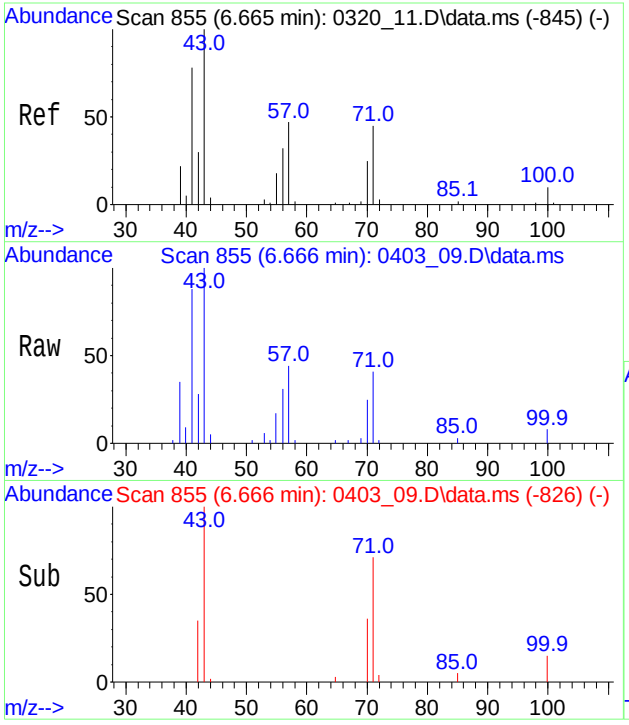

#43
Heptane
Conc: 8$ 1.281 ppbv
RT: 6.666 min Scan# 855
Delta R.T. 0.000 min
Lab File: 0403_09.D
Acq: 3 Apr 2019 8:44 pm

Tgt Ion: 43 Resp: 26439

Ion	Ratio	Lower	Upper
43	100		
57	0.0	38.2	57.4#
71	45.1	37.8	56.6
71	45.1	37.8	56.6

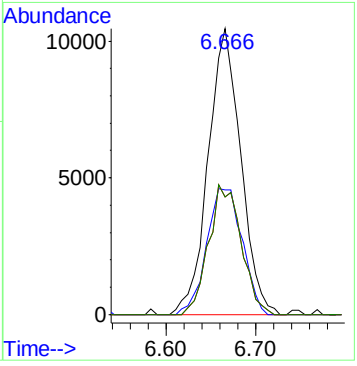

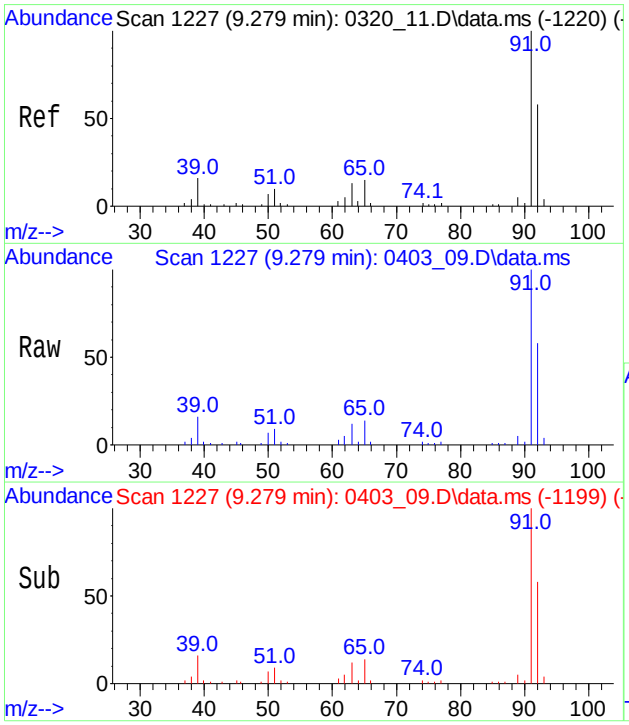

#48
Toluene
Conc: 8$ 9.119 ppbv
RT: 9.279 min Scan# 1227
Delta R.T. 0.000 min
Lab File: 0403_09.D
Acq: 3 Apr 2019 8:44 pm

Tgt Ion: 91 Resp: 441625

Ion	Ratio	Lower	Upper
91	100		
92	58.0	46.8	70.2
65	14.1	11.6	17.4

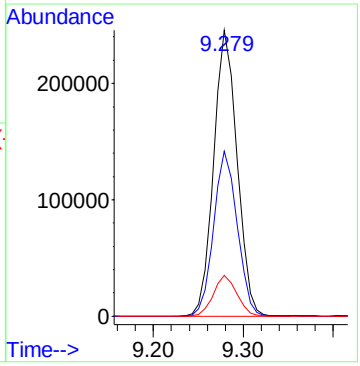

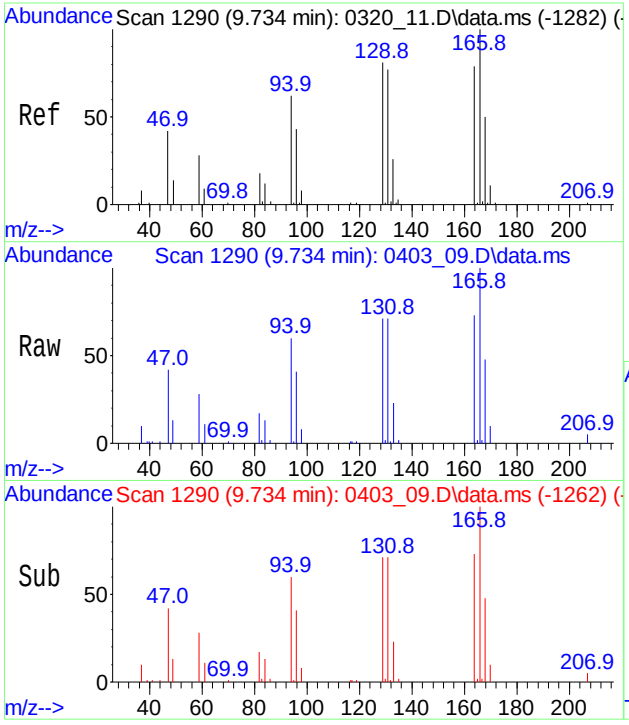

#52
Tetrachloroethene
Conc: 8$ 0.935 ppbv
RT: 9.734 min Scan# 1290
Delta R.T. 0.000 min
Lab File: 0403_09.D
Acq: 3 Apr 2019 8:44 pm

Tgt Ion:166 Resp: 29614

Ion	Ratio	Lower	Upper
166	100		
164	77.4	62.2	93.4
129	77.2	62.4	93.6

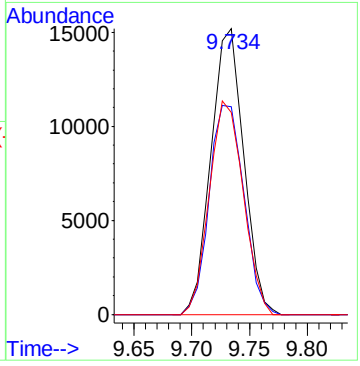

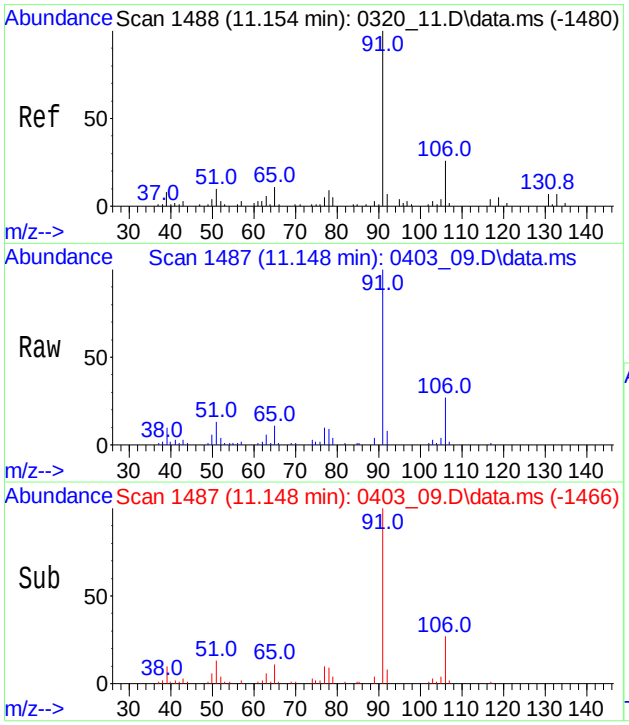

#56
Ethylbenzene
Conc: 8$ 1.106 ppbv
RT: 11.148 min Scan# 1487
Delta R.T. -0.006 min
Lab File: 0403_09.D
Acq: 3 Apr 2019 8:44 pm

Tgt Ion: 91 Resp: 69991

Ion	Ratio	Lower	Upper
91	100		
106	27.2	7.9	47.9
77	10.9	0.0	30.4

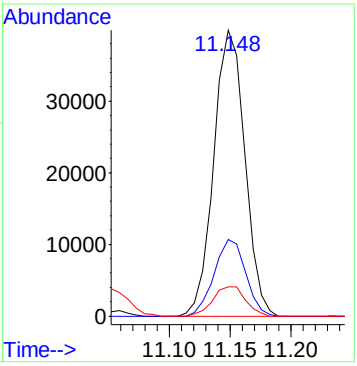

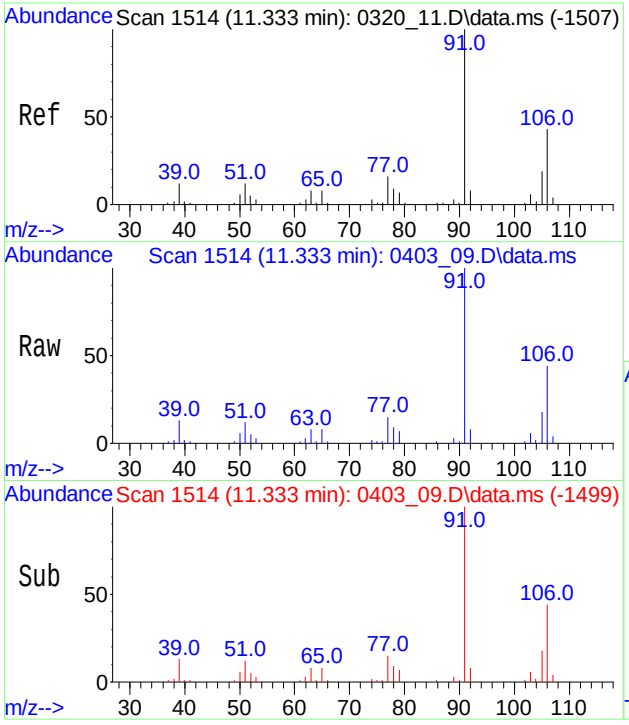

#57
m,p-Xylene
Conc: 8$ 4.594 ppbv
RT: 11.333 min Scan# 1514
Delta R.T. 0.001 min
Lab File: 0403_09.D
Acq: 3 Apr 2019 8:44 pm

Tgt Ion: 91 Resp: 216186

Ion	Ratio	Lower	Upper
91	100		
106	43.9	34.7	52.1
105	18.5	15.0	22.6

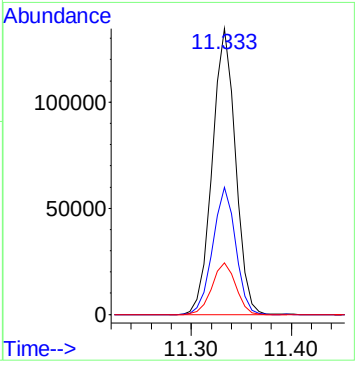

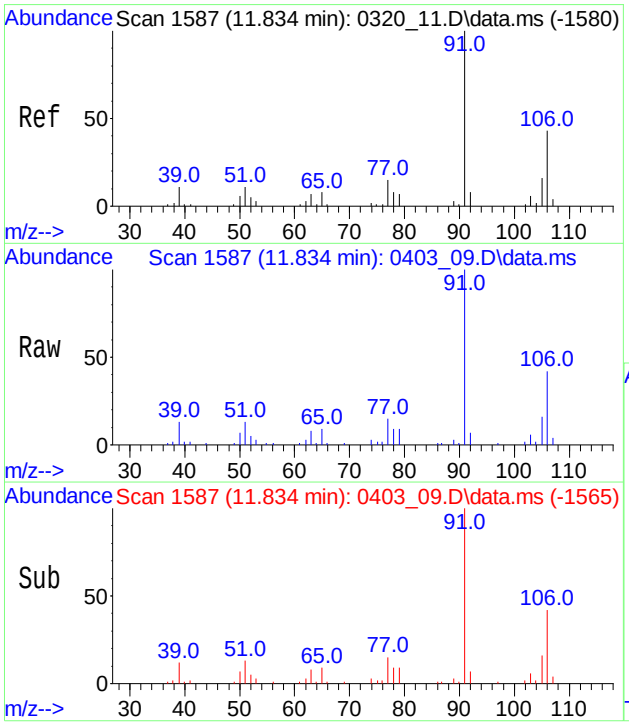

#61
o-Xylene
Conc: 8$ 1.308 ppbv
RT: 11.834 min Scan# 1587
Delta R.T. 0.001 min
Lab File: 0403_09.D
Acq: 3 Apr 2019 8:44 pm

Tgt Ion: 91 Resp: 68645

Ion	Ratio	Lower	Upper
91	100		
106	41.2	33.5	50.3
105	16.4	13.0	19.4

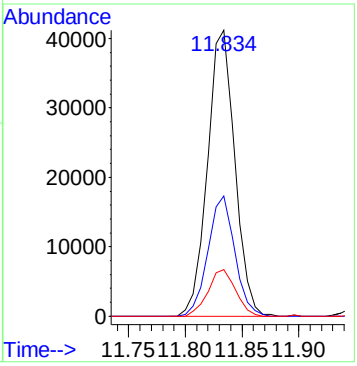

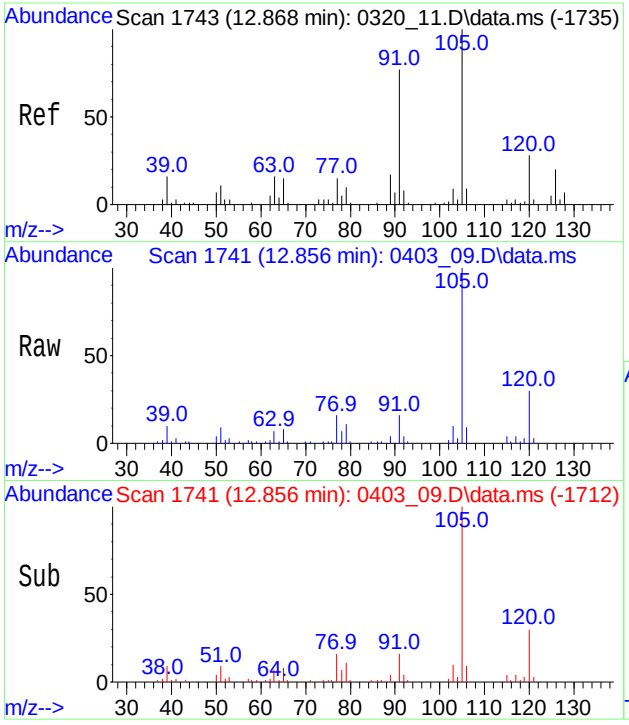

#66
4-Ethyltoluene
Conc: 8$ 1.173 ppbv
RT: 12.856 min Scan# 1741
Delta R.T. -0.012 min
Lab File: 0403_09.D
Acq: 3 Apr 2019 8:44 pm

Tgt Ion:105 Resp: 74466

Ion	Ratio	Lower	Upper
105	100		
120	28.9	22.3	33.5
77	17.5	11.9	17.9

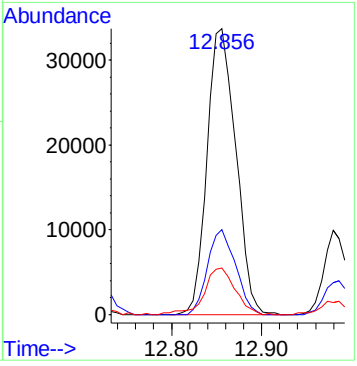

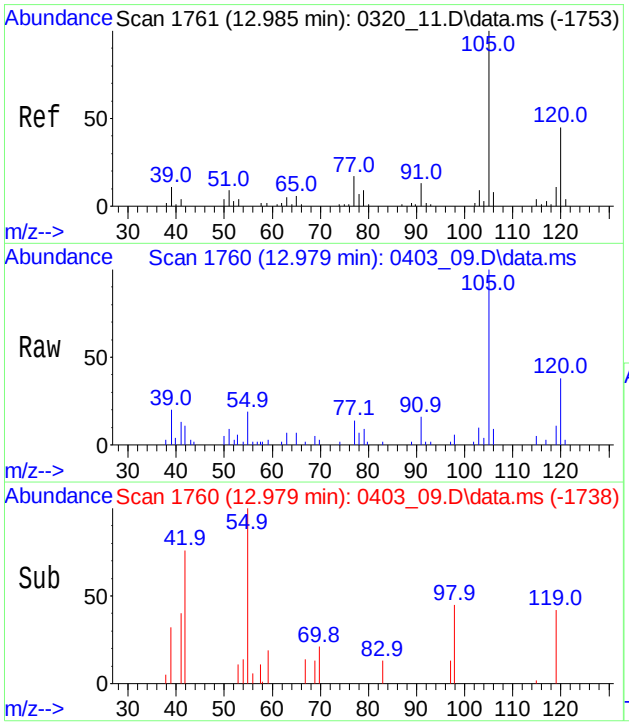

#67
1,3,5-Trimethylbenzene
Conc: 8$ 0.311 ppbv
RT: 12.979 min Scan# 1760
Delta R.T. -0.006 min
Lab File: 0403_09.D
Acq: 3 Apr 2019 8:44 pm

Tgt Ion:105 Resp: 17064

Ion	Ratio	Lower	Upper
105	100		
120	41.8	34.9	52.3
77	18.9	13.4	20.2

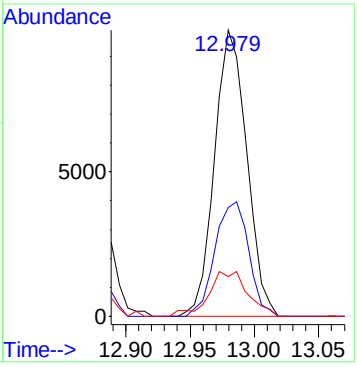

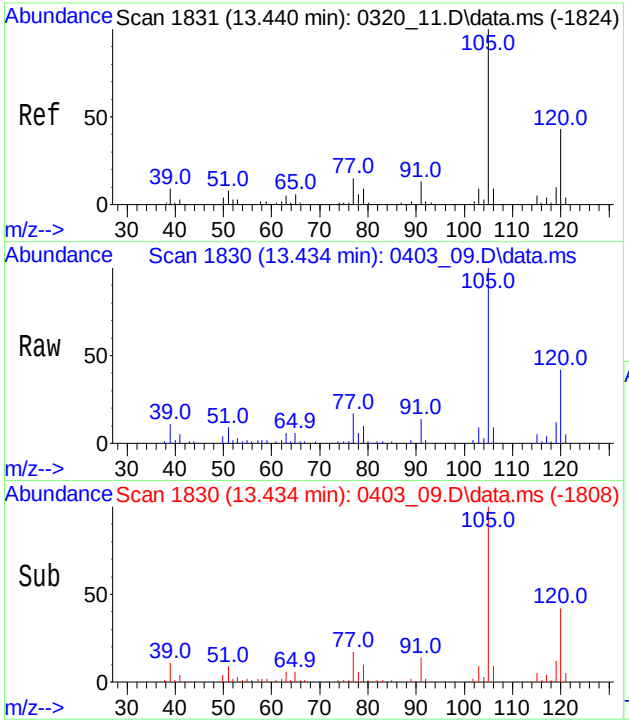

#68
1,2,4-Trimethylbenzene
Conc: 8$ 1.279 ppbv
RT: 13.434 min Scan# 1830
Delta R.T. -0.006 min
Lab File: 0403_09.D
Acq: 3 Apr 2019 8:44 pm

Tgt Ion:105 Resp: 65658

Ion	Ratio	Lower	Upper
105	100		
120	42.8	33.1	49.7
77	16.4	12.5	18.7

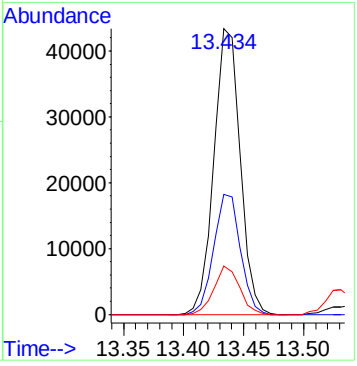

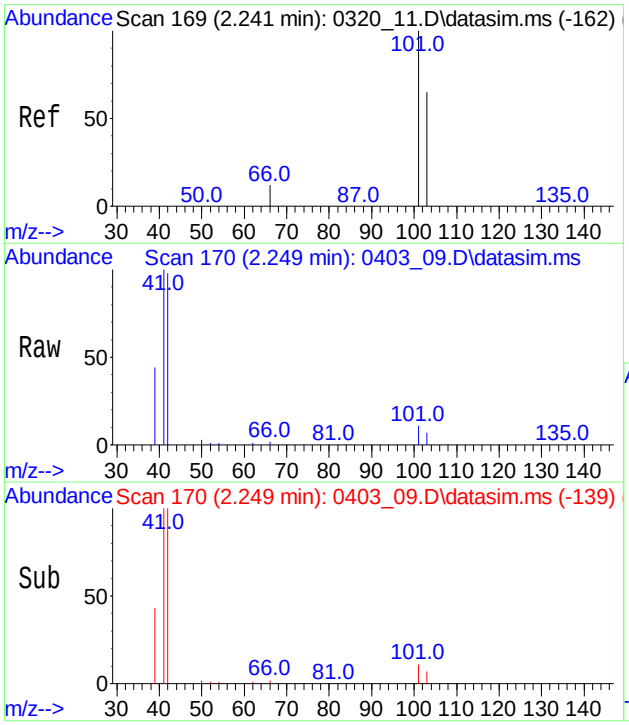

#84
Trichlorofluoromethane(sim)
Conc: 8$ 0.184 ppbv
RT: 2.246 min Scan# 170
Delta R.T. 0.007 min
Lab File: 0403_09.D
Acq: 3 Apr 2019 8:44 pm

Tgt Ion:101 Resp: 15272

Ion	Ratio	Lower	Upper
101	100		
103	63.9	52.5	78.7

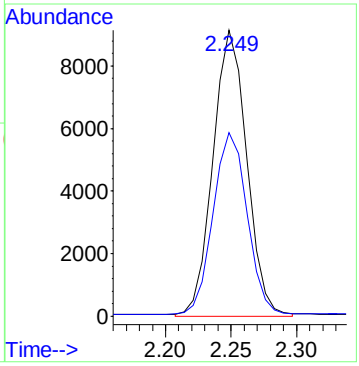

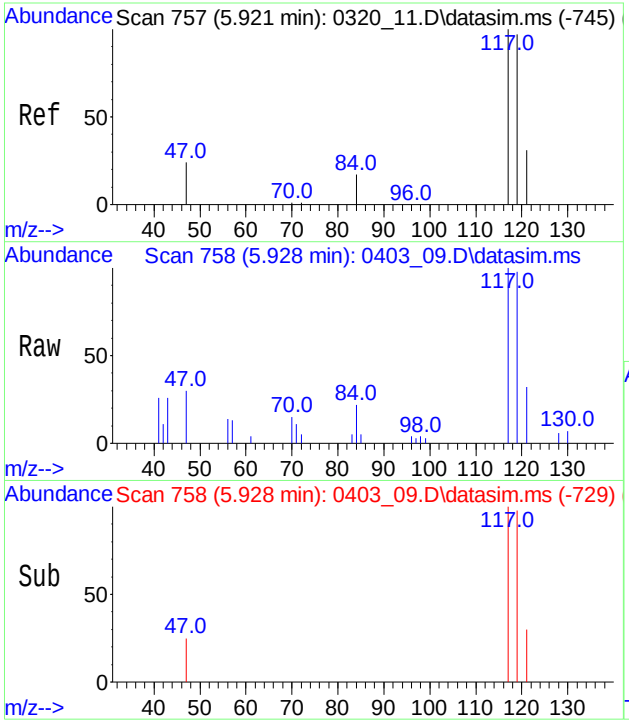

#86
Carbon Tetrachloride(sim)
Conc: 8$ Below Cal
RT: 5.925 min Scan# 758
Delta R.T. 0.007 min
Lab File: 0403_09.D
Acq: 3 Apr 2019 8:44 pm

Tgt Ion:117 Resp: 3850

Ion	Ratio	Lower	Upper
117	100		
119	88.6	76.5	114.7
121	28.3	24.6	37.0

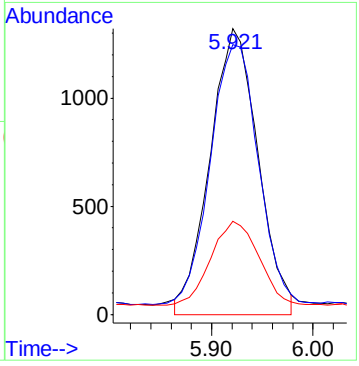

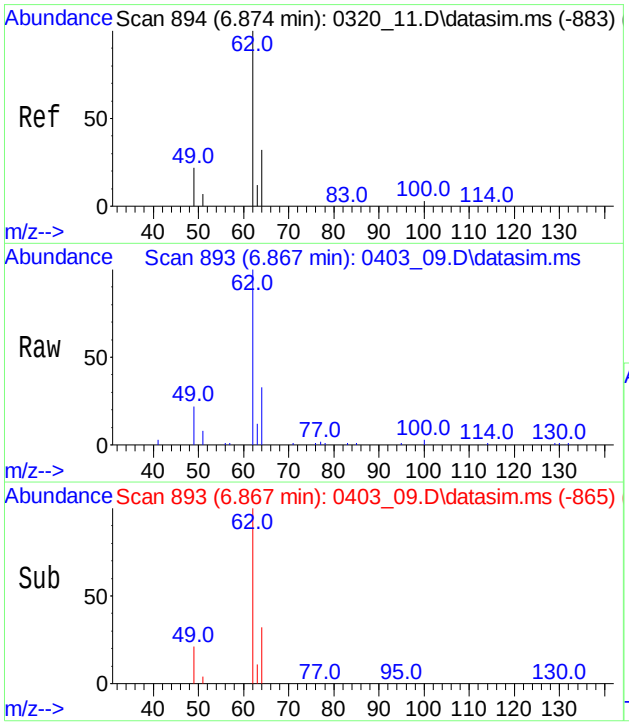

#93
1,2-Dichloroethane(sim)
Conc: 8$ 0.522 ppbv
RT: 6.867 min Scan# 893
Delta R.T. -0.007 min
Lab File: 0403_09.D
Acq: 3 Apr 2019 8:44 pm

Tgt Ion: 62 Resp: 19713

Ion	Ratio	Lower	Upper
62	100		
49	21.5	0.4	43.4
98	0.0	0.0	0.0

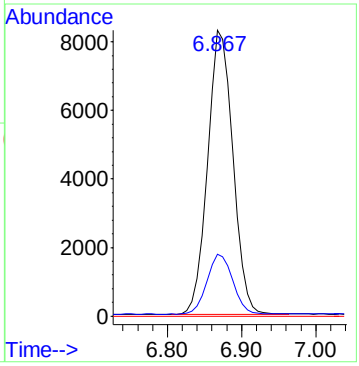

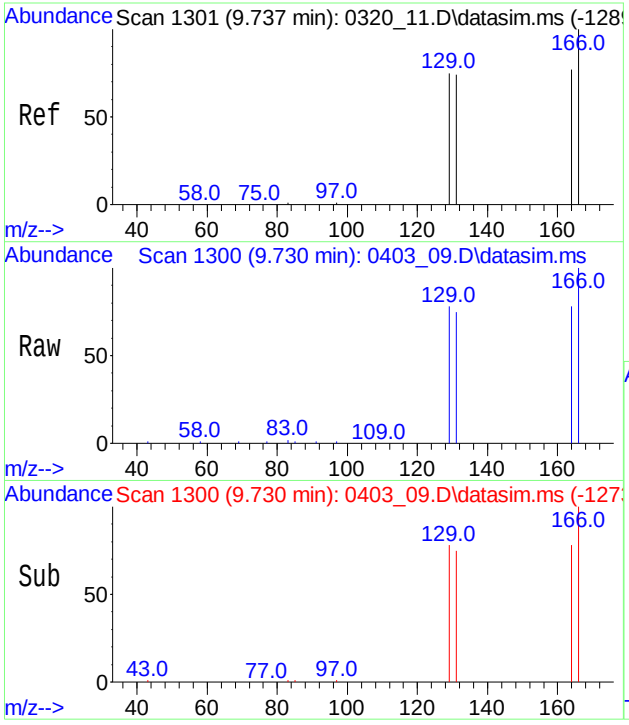

#103
Tetrachloroethene(sim)
Conc: 8$ 0.894 ppbv
RT: 9.730 min Scan# 1300
Delta R.T. -0.007 min
Lab File: 0403_09.D
Acq: 3 Apr 2019 8:44 pm

Tgt Ion:166 Resp: 32261

Ion	Ratio	Lower	Upper
166	100		
164	77.4	57.5	97.5
129	77.5	56.9	96.9

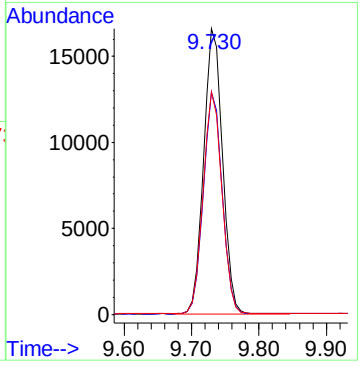

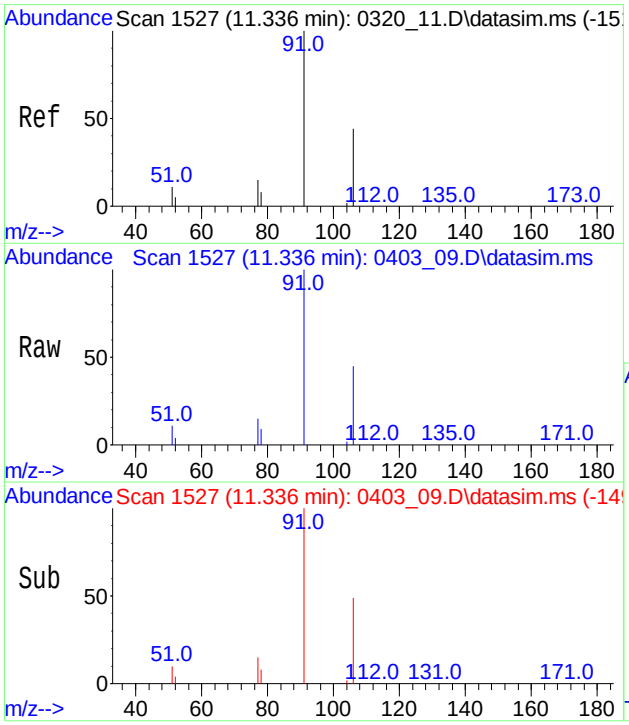

#107
m,p-Xylene(sim)
Conc: 8$ 4.571 ppbv
RT: 11.336 min Scan# 1527
Delta R.T. 0.001 min
Lab File: 0403_09.D
Acq: 3 Apr 2019 8:44 pm

Tgt Ion: 91 Resp: 238015

Ion	Ratio	Lower	Upper
91	100		
106	43.8	39.5	48.3
105	0.0	0.0	0.0

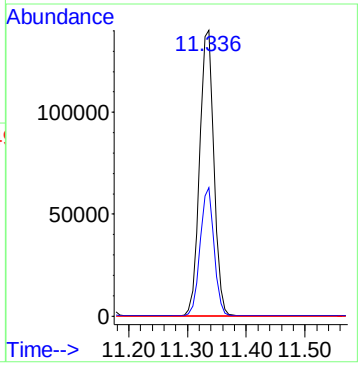

1

AIR ANALYSIS DATA SHEET

CLIENT ID: CC80334 BLANK

Client: NETC Lab: Phoenix Env. Labs

SDG No.: GCC81347 Lab Sample ID: CC80334 BL

Canister: BL Lab File ID: 0403_07.D

Instrument: CHEM24 Column: RTX-VMS Date Received: 04/03/19

Purge Volume 200 (cc) Date Analyzed: 04/03/19

Matrix: AIR Dilution Factor: 1

CONCENTRATION UNITS: (ppbv or ug/m3) ppbv

CAS NO.	COMPOUND	CONC.	Q	MDL	PQL	R
115-07-1	Propylene	0.580	U	0.580	0.580	r
75-71-8	Dichlorodifluoromethane	0.200	U	0.200	0.200	r
74-87-3	Chloromethane	0.480	U	0.480	0.480	r
106-99-0	1,3-Butadiene	0.450	U	0.450	0.450	r
75-00-3	Chloroethane	0.380	U	0.380	0.380	r
64-17-5	Ethanol	0.530	U	0.530	0.530	r
67-64-1	Acetone	0.420	U	0.420	0.420	r
67-63-0	Isopropylalcohol	0.410	U	0.410	0.410	r
107-13-1	Acrylonitrile	0.460	U	0.460	0.460	r
75-09-2	Methylene Chloride	0.860	U	0.860	0.860	r
75-15-0	Carbon Disulfide	0.320	U	0.320	0.320	r
1634-04-4	Methyl tert-butyl ether(MTBE)	0.280	U	0.280	0.280	r
78-93-3	Methyl Ethyl Ketone	0.340	U	0.340	0.340	r
110-54-3	Hexane	0.280	U	0.280	0.280	r
141-78-6	Ethyl acetate	0.280	U	0.280	0.280	r
109-99-9	Tetrahydrofuran	0.340	U	0.340	0.340	r
71-43-2	Benzene	0.310	U	0.310	0.310	r
110-82-7	Cyclohexane	0.290	U	0.290	0.290	r
142-82-5	Heptane	0.240	U	0.240	0.240	r
108-10-1	4-Methyl-2-pentanone(MIBK)	0.240	U	0.240	0.240	r
10061-02-6	trans-1,3-Dichloropropene	0.220	U	0.220	0.220	r
108-88-3	Toluene	0.270	U	0.270	0.270	r
591-78-6	2-Hexanone(MBK)	0.240	U	0.240	0.240	r
108-90-7	Chlorobenzene	0.220	U	0.220	0.220	r
100-41-4	Ethylbenzene	0.230	U	0.230	0.230	r
100-42-5	Styrene	0.230	U	0.230	0.230	r
95-47-6	o-Xylene	0.230	U	0.230	0.230	r
98-82-8	Isopropylbenzene	0.200	U	0.200	0.200	r
622-96-8	4-Ethyltoluene	0.200	U	0.200	0.200	r
108-67-8	1,3,5-Trimethylbenzene	0.200	U	0.200	0.200	r
95-63-6	1,2,4-Trimethylbenzene	0.200	U	0.200	0.200	r
76-14-2	1,2-Dichlorotetrafluoroethane(sim)	0.140	U	0.140	0.140	r
75-01-4	Vinyl Chloride(sim)	0.078	U	0.078	0.078	r
74-83-9	Bromomethane(sim)	0.260	U	0.260	0.260	r
75-69-4	Trichlorofluoromethane(sim)	0.180	U	0.180	0.180	r
71-55-6	1,1,1-Trichloroethane(sim)	0.180	U	0.180	0.180	r

FORM I AIR

r=Result Reported U=Not Detected D=Reported Dilution E/J=Estimated Value X=Not Used S=Lab Solvent

1

AIR ANALYSIS DATA SHEET

CLIENT ID: CC80334 BLANK

Client: NETC Lab: Phoenix Env. Labs

SDG No.: GCC81347 Lab Sample ID: CC80334 BL

Canister: BL Lab File ID: 0403_07.D

Instrument: CHEM24 Column: RTX-VMS Date Received: 04/03/19

Purge Volume 200 (cc) Date Analyzed: 04/03/19

Matrix: AIR Dilution Factor: 1

CONCENTRATION UNITS: (ppbv or ug/m3) ppbv

CAS NO.	COMPOUND	CONC.	Q	MDL	PQL	R
56-23-5	Carbon Tetrachloride(sim)	0.032	U	0.032	0.032	r
75-35-4	1,1-Dichloroethene(sim)	0.050	U	0.050	0.050	r
76-13-1	Trichlorotrifluoroethane(sim)	0.130	U	0.130	0.130	r
156-60-5	Trans-1,2-Dichloroethene(sim)	0.250	U	0.250	0.250	r
75-34-3	1,1-Dichloroethane(sim)	0.250	U	0.250	0.250	r
156-59-2	Cis-1,2-Dichloroethene(sim)	0.256	U	0.256	0.256	r
67-66-3	Chloroform(sim)	0.200	U	0.200	0.200	r
107-06-2	1,2-Dichloroethane(sim)	0.250	U	0.250	0.250	r
78-87-5	1,2-dichloropropane(sim)	0.220	U	0.220	0.220	r
75-27-4	Bromodichloromethane(sim)	0.150	U	0.150	0.150	r
79-01-6	Trichloroethene(sim)	0.037	U	0.037	0.037	r
123-91-1	1,4-Dioxane(sim)	0.280	U	0.280	0.280	r
10061-01-5	cis-1,3-Dichloropropene(sim)	0.220	U	0.220	0.220	r
79-00-5	1,1,2-Trichloroethane(sim)	0.180	U	0.180	0.180	r
124-48-1	Dibromochloromethane(sim)	0.120	U	0.120	0.120	r
106-93-4	1,2-Dibromoethane(EDB)(sim)	0.130	U	0.130	0.130	r
127-18-4	Tetrachloroethene(sim)	0.037	U	0.037	0.037	r
75-25-2	Bromoform(sim)	0.097	U	0.097	0.097	r
630-20-6	1,1,1,2-Tetrachloroethane(sim)	0.150	U	0.150	0.150	r
179601-23-1	m,p-Xylene(sim)	0.230	U	0.230	0.230	r
79-34-5	1,1,2,2-Tetrachloroethane(sim)	0.150	U	0.150	0.150	r
100-44-7	Benzyl chloride(sim)	0.190	U	0.190	0.190	r
541-73-1	1,3-Dichlorobenzene(sim)	0.170	U	0.170	0.170	r
106-46-7	1,4-Dichlorobenzene(sim)	0.170	U	0.170	0.170	r
135-98-8	sec-Butylbenzene(sim)	0.180	U	0.180	0.180	r
99-87-6	4-Isopropyltoluene(sim)	0.180	U	0.180	0.180	r
95-50-1	1,2-Dichlorobenzene(sim)	0.170	U	0.170	0.170	r
104-51-8	n-Butylbenzene(sim)	0.180	U	0.180	0.180	r
120-82-1	1,2,4-Trichlorobenzene(sim)	0.130	U	0.130	0.130	r
87-68-3	Hexachlorobutadiene(sim)	0.094	U	0.094	0.094	r

FORM I AIR

r=Result Reported U=Not Detected D=Reported Dilution E/J=Estimated Value X=Not Used S=Lab Solvent

Quantitation Report (QT Reviewed)

Data Path : H:\AIR2019\CHEM24\04APR\03\
Data File : 0403_07.D
Acq On : 3 Apr 2019 7:29 pm
Operator : Keith
Client ID : CC80334 BLANK
Lab ID : CC80334 BLANK
ALS Vial : 7 Sample Multiplier: 1

Quant Time: Apr 04 08:34:54 2019
Quant Method : H:\AIR2019\CHEM24\METHODS\24AIR_0320.M
Quant Title : VOA Standards for 5 point calibration
QLast Update : Mon Apr 01 15:39:11 2019
Response via : Initial Calibration

Compound	R.T.	QIon	Response	Conc	Units	Dev(Min)
Internal Standards						
1) Bromochloromethane	5.601	130	196908	10.000	ng	0.00
36) 1,4-Difluorobenzene	7.508	114	553809	10.000	ng	0.00
53) Chlorobenzene-d5	11.058	82	275179	10.000	ng	0.00
80) Bromochloromethane(sim)	5.601	130	196908	10.000	ng	0.00
94) 1,4-Difluorobenzene(sim)	7.508	114	553809	10.000	ng	0.00
104) Chlorobenzene-d5(sim)	11.058	82	275179	10.000	ng	0.00
System Monitoring Compounds						
62) % Bromofluorobenzene	12.531	95	375114	9.672	ppbv	0.00
Spiked Amount 10.000	Range 70 - 130		Recovery = 96.70%			
Target Compounds						Qvalue
77) 1,2,4-Trichlorobenzene	15.336	180	403	0.241	ppbv#	90

(#)out of range (m)manual integration reviewed by analyst (+)signals summed

Data Path : H:\AIR2019\CHEM24\04APR\03\
Data File : 0403_07.D
Acq On : 3 Apr 2019 7:29 pm
Operator : Keith
Client ID : CC80334 BLANK
Lab ID : CC80334 BLANK
ALS Vial : 7 Sample Multiplier: 1

Quant Time: Apr 04 08:34:54 2019
Quant Method : H:\AIR2019\CHEM24\METHODS\24AIR_0320.M
Quant Title : VOA Standards for 5 point calibration
QLast Update : Mon Apr 01 15:39:11 2019
Response via : Initial Calibration

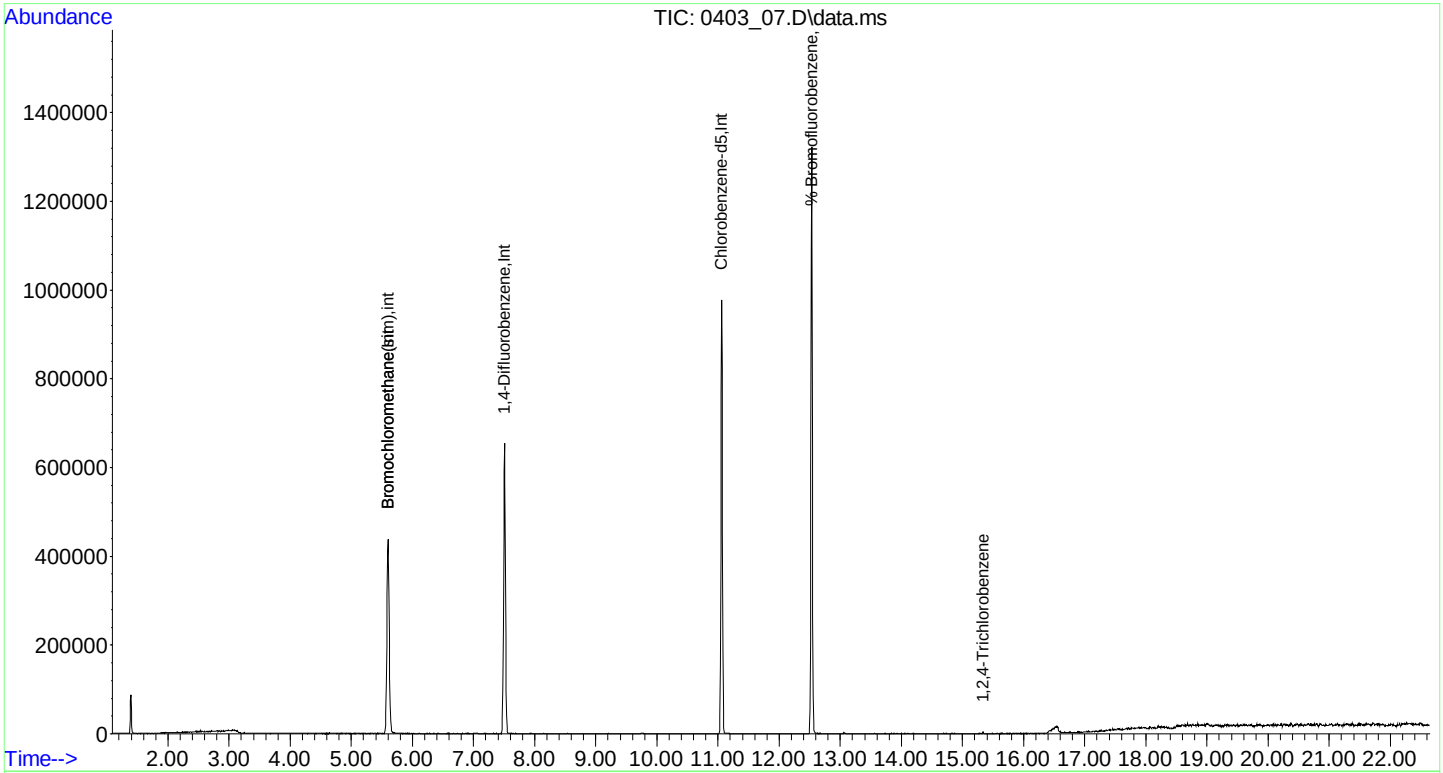

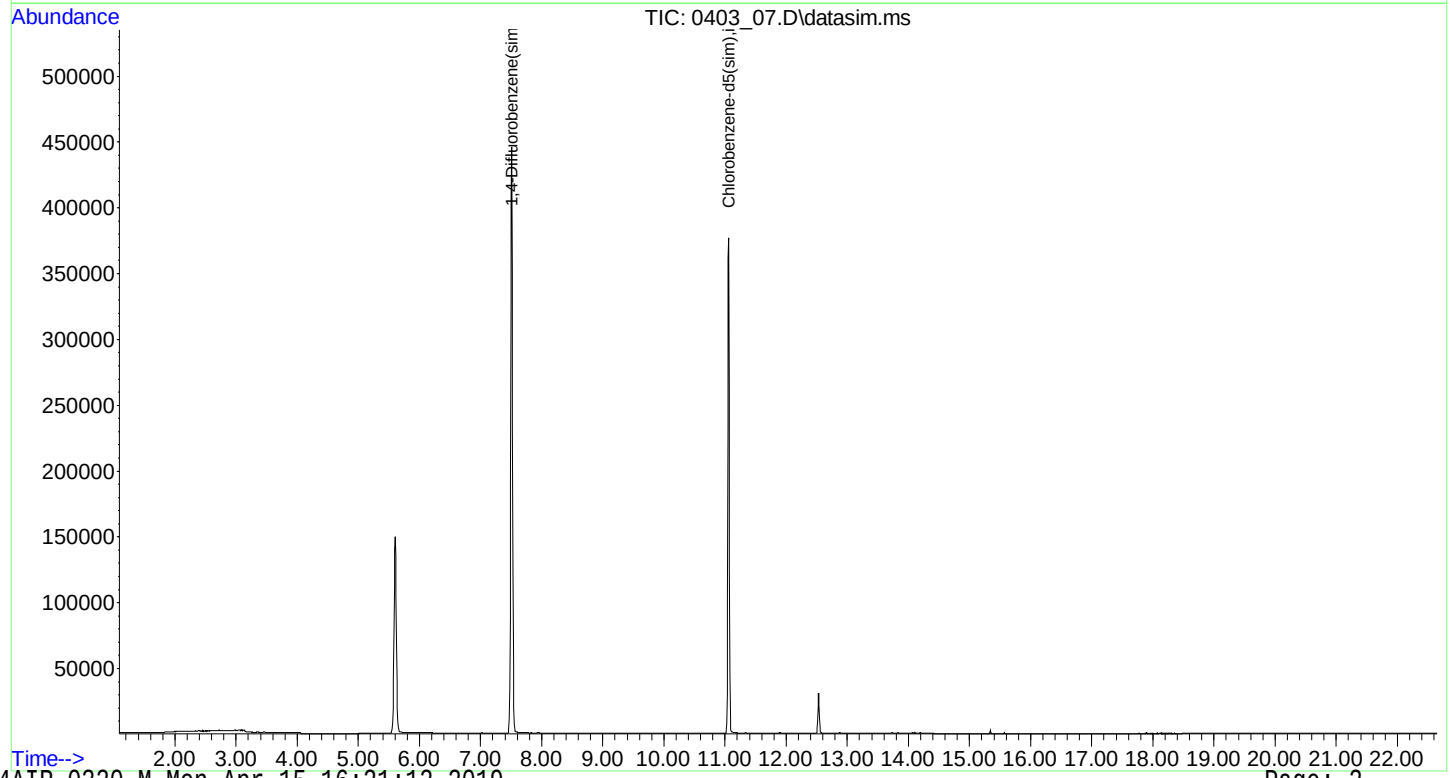

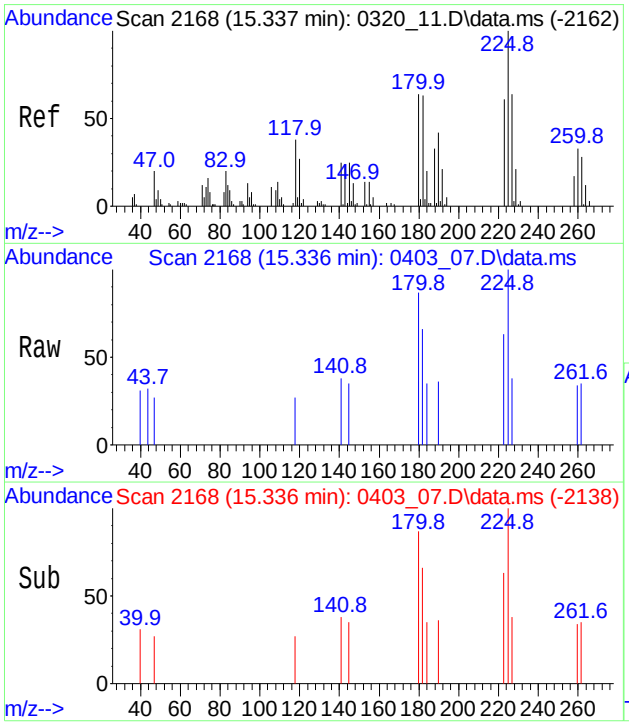

#77
1,2,4-Trichlorobenzene
Conc: 8$ 0.241 ppbv
RT: 15.336 min Scan# 2168
Delta R.T. -0.001 min
Lab File: 0403_07.D
Acq: 3 Apr 2019 7:29 pm

Tgt Ion:180 Resp: 403

Ion	Ratio	Lower	Upper
180	100		
182	90.1	76.9	115.3
145	26.8	31.8	47.6#

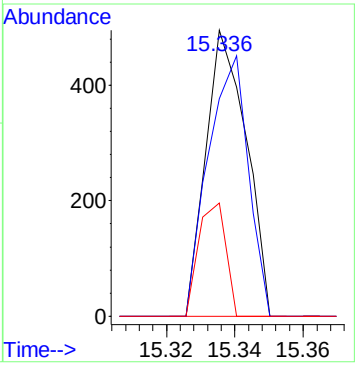

1

AIR ANALYSIS DATA SHEET

CLIENT ID: 80334 DUP

Client: NETC Lab: Phoenix Env. Labs

SDG No.: GCC81347 Lab Sample ID: CC80334 DUP

Canister: 19628 Lab File ID: 0403_10.D

Instrument: CHEM24 Column: RTX-VMS Date Received: 04/03/19

Purge Volume 200 (cc) Date Analyzed: 04/03/19

Matrix: AIR Dilution Factor: 1

CONCENTRATION UNITS: (ppbv or ug/m3) ppbv

CAS NO.	COMPOUND	CONC.	Q	MDL	PQL	R
115-07-1	Propylene	0.581	U	0.581	0.581	r
75-71-8	Dichlorodifluoromethane	0.447		0.202	0.202	r
74-87-3	Chloromethane	0.485	U	0.485	0.485	r
106-99-0	1,3-Butadiene	0.452	U	0.452	0.452	r
75-00-3	Chloroethane	0.379	U	0.379	0.379	r
64-17-5	Ethanol	466	S	0.531	0.531	r
67-64-1	Acetone	14.5	S	0.421	0.421	r
67-63-0	Isopropylalcohol	1.84	S	0.407	0.407	r
107-13-1	Acrylonitrile	0.461	U	0.461	0.461	r
75-09-2	Methylene Chloride	0.864	U	0.864	0.864	r
75-15-0	Carbon Disulfide	0.321	U	0.321	0.321	r
1634-04-4	Methyl tert-butyl ether(MTBE)	0.278	U	0.278	0.278	r
78-93-3	Methyl Ethyl Ketone	0.752		0.339	0.339	r
110-54-3	Hexane	2.41	S	0.284	0.284	r
141-78-6	Ethyl acetate	0.278	U	0.278	0.278	r
109-99-9	Tetrahydrofuran	0.339	U	0.339	0.339	r
107-06-2	1,2-Dichloroethane	0.572		0.247	0.247	r
71-43-2	Benzene	1.97		0.313	0.313	r
110-82-7	Cyclohexane	0.649		0.291	0.291	r
142-82-5	Heptane	1.36		0.244	0.244	r
108-10-1	4-Methyl-2-pentanone(MIBK)	0.244	U	0.244	0.244	r
10061-02-6	trans-1,3-Dichloropropene	0.220	U	0.220	0.220	r
108-88-3	Toluene	9.40		0.266	0.266	r
591-78-6	2-Hexanone(MBK)	0.244	U	0.244	0.244	r
127-18-4	Tetrachloroethene	1.06		0.037	0.037	r
108-90-7	Chlorobenzene	0.217	U	0.217	0.217	r
100-41-4	Ethylbenzene	1.12		0.230	0.230	r
179601-23-1	m,p-Xylene	4.92		0.230	0.230	r
100-42-5	Styrene	0.235	U	0.235	0.235	r
95-47-6	o-Xylene	1.41		0.230	0.230	r
98-82-8	Isopropylbenzene	0.204	U	0.204	0.204	r
622-96-8	4-Ethyltoluene	1.26		0.204	0.204	r
108-67-8	1,3,5-Trimethylbenzene	0.328		0.204	0.204	r
95-63-6	1,2,4-Trimethylbenzene	1.37		0.204	0.204	r
76-14-2	1,2-Dichlorotetrafluoroethane(sim)	0.143	U	0.143	0.143	r
75-01-4	Vinyl Chloride(sim)	0.078	U	0.078	0.078	r

FORM I AIR

r=Result Reported U=Not Detected D=Reported Dilution E/J=Estimated Value X=Not Used S=Lab Solvent

1

AIR ANALYSIS DATA SHEET

CLIENT ID: 80334 DUP

Client: NETC Lab: Phoenix Env. Labs

SDG No.: GCC81347 Lab Sample ID: CC80334 DUP

Canister: 19628 Lab File ID: 0403_10.D

Instrument: CHEM24 Column: RTX-VMS Date Received: 04/03/19

Purge Volume 200 (cc) Date Analyzed: 04/03/19

Matrix: AIR Dilution Factor: 1

CONCENTRATION UNITS: (ppbv or ug/m3) ppbv

CAS NO.	COMPOUND	CONC.	Q	MDL	PQL	R
74-83-9	Bromomethane(sim)	0.258	U	0.258	0.258	r
75-69-4	Trichlorofluoromethane(sim)	0.178	U	0.178	0.178	r
71-55-6	1,1,1-Trichloroethane(sim)	0.183	U	0.183	0.183	r
56-23-5	Carbon Tetrachloride(sim)	0.063		0.032	0.032	r
75-35-4	1,1-Dichloroethene(sim)	0.051	U	0.051	0.051	r
76-13-1	Trichlorotrifluoroethane(sim)	0.131	U	0.131	0.131	r
156-60-5	Trans-1,2-Dichloroethene(sim)	0.252	U	0.252	0.252	r
75-34-3	1,1-Dichloroethane(sim)	0.247	U	0.247	0.247	r
156-59-2	Cis-1,2-Dichloroethene(sim)	0.051	U	0.051	0.051	r
67-66-3	Chloroform(sim)	0.205	U	0.205	0.205	r
78-87-5	1,2-dichloropropane(sim)	0.217	U	0.217	0.217	r
75-27-4	Bromodichloromethane(sim)	0.149	U	0.149	0.149	r
79-01-6	Trichloroethene(sim)	0.037	U	0.037	0.037	r
123-91-1	1,4-Dioxane(sim)	0.278	U	0.278	0.278	r
10061-01-5	cis-1,3-Dichloropropene(sim)	0.220	U	0.220	0.220	r
79-00-5	1,1,2-Trichloroethane(sim)	0.183	U	0.183	0.183	r
124-48-1	Dibromochloromethane(sim)	0.117	U	0.117	0.117	r
106-93-4	1,2-Dibromoethane(EDB)(sim)	0.130	U	0.130	0.130	r
75-25-2	Bromoform(sim)	0.097	U	0.097	0.097	r
630-20-6	1,1,1,2-Tetrachloroethane(sim)	0.146	U	0.146	0.146	r
79-34-5	1,1,2,2-Tetrachloroethane(sim)	0.146	U	0.146	0.146	r
100-44-7	Benzyl chloride(sim)	0.193	U	0.193	0.193	r
541-73-1	1,3-Dichlorobenzene(sim)	0.166	U	0.166	0.166	r
106-46-7	1,4-Dichlorobenzene(sim)	0.166	U	0.166	0.166	r
135-98-8	sec-Butylbenzene(sim)	0.182	U	0.182	0.182	r
99-87-6	4-Isopropyltoluene(sim)	0.182	U	0.182	0.182	r
95-50-1	1,2-Dichlorobenzene(sim)	0.166	U	0.166	0.166	r
104-51-8	n-Butylbenzene(sim)	0.182	U	0.182	0.182	r
120-82-1	1,2,4-Trichlorobenzene(sim)	0.135	U	0.135	0.135	r
87-68-3	Hexachlorobutadiene(sim)	0.094	U	0.094	0.094	r

FORM I AIR

r=Result Reported U=Not Detected D=Reported Dilution E/J=Estimated Value X=Not Used S=Lab Solvent

Quantitation Report (QT Reviewed)

Data Path : H:\AIR2019\CHEM24\04APR\03\
Data File : 0403_10.D
Acq On : 3 Apr 2019 9:21 pm
Operator : Keith
Client ID : 80334 DUP
Lab ID : CC80334 DUP
ALS Vial : 10 Sample Multiplier: 1

Quant Time: Apr 04 08:40:13 2019
Quant Method : H:\AIR2019\CHEM24\METHODS\24AIR_0320.M
Quant Title : VOA Standards for 5 point calibration
QLast Update : Mon Apr 01 15:39:11 2019
Response via : Initial Calibration

Compound	R.T.	QIon	Response	Conc	Units	Dev(Min)
Internal Standards						
1) Bromochloromethane	5.594	130	164521	10.000	ng	0.00
36) 1,4-Difluorobenzene	7.501	114	462774	10.000	ng	0.00
53) Chlorobenzene-d5	11.051	82	256010	10.000	ng	0.00
80) Bromochloromethane(sim)	5.594	130	164521	10.000	ng	0.00
94) 1,4-Difluorobenzene(sim)	7.501	114	462774	10.000	ng	0.00
104) Chlorobenzene-d5(sim)	11.051	82	256010	10.000	ng	0.00
System Monitoring Compounds						
62) % Bromofluorobenzene	12.525	95	350435	9.712	ppbv	0.00
Spiked Amount 10.000	Range 70 - 130		Recovery = 97.10%			
Target Compounds						Qvalue
3) Dichlorodifluoromethane	1.512	85	33722	0.447	ppbv	96
10) Ethanol	2.752	45	2579166	466.240	ppbv#	87
12) Acetone	3.415	43	387065	14.534	ppbv	99
13) Trichlorofluoromethane	2.245	101	15763	0.209	ppbv	99
14) Isopropylalcohol	3.381	45	48898	1.845	ppbv#	1
17) Methylene Chloride	3.354	49	17332	0.769	ppbv	95
25) Methyl Ethyl Ketone	6.261	43	23911	0.752	ppbv#	94
27) Hexane	3.689	57	55219	2.406	ppbv	90
31) 1,2-Dichloroethane	6.871	62	19067	0.572	ppbv	97
33) Benzene	6.576	78	82771	1.972	ppbv	98
34) Carbon Tetrachloride	5.918	117	4006	0.074	ppbv	90
35) Cyclohexane	5.572	56	12257	0.649	ppbv	96
43) Heptane	6.665	43	28298	1.359	ppbv	98
48) Toluene	9.279	91	459770	9.405	ppbv	99
52) Tetrachloroethene	9.726	166	33880	1.060	ppbv	98
56) Ethylbenzene	11.147	91	72007	1.125	ppbv	99
57) m,p-Xylene	11.333	91	234239	4.922	ppbv	99
61) o-Xylene	11.827	91	74669	1.407	ppbv	99
66) 4-Ethyltoluene	12.856	105	81132	1.264	ppbv	96
67) 1,3,5-Trimethylbenzene	12.979	105	18209	0.328	ppbv	94
68) 1,2,4-Trimethylbenzene	13.433	105	71242	1.372	ppbv	98
86] Carbon Tetrachloride(sim)	5.918	117	3911	0.063	ppbv#	84
93] 1,2-Dichloroethane(sim)	6.867	62	20544	0.500	ppbv	100
103] Tetrachloroethene(sim)	9.729	166	36316	0.997	ppbv	100
107] m,p-Xylene(sim)	11.329	91	255473	4.851	ppbv	100

(#)out of range (m)manual integration reviewed by analyst (+)signals summed

Quantitation Report (QT Reviewed)

Data Path : H:\AIR2019\CHEM24\04APR\03\
Data File : 0403_10.D
Acq On : 3 Apr 2019 9:21 pm
Operator : Keith
Client ID : 80334 DUP
Lab ID : CC80334 DUP
ALS Vial : 10 Sample Multiplier: 1

Quant Time: Apr 04 08:40:13 2019
Quant Method : H:\AIR2019\CHEM24\METHODS\24AIR_0320.M
Quant Title : VOA Standards for 5 point calibration
QLast Update : Mon Apr 01 15:39:11 2019
Response via : Initial Calibration

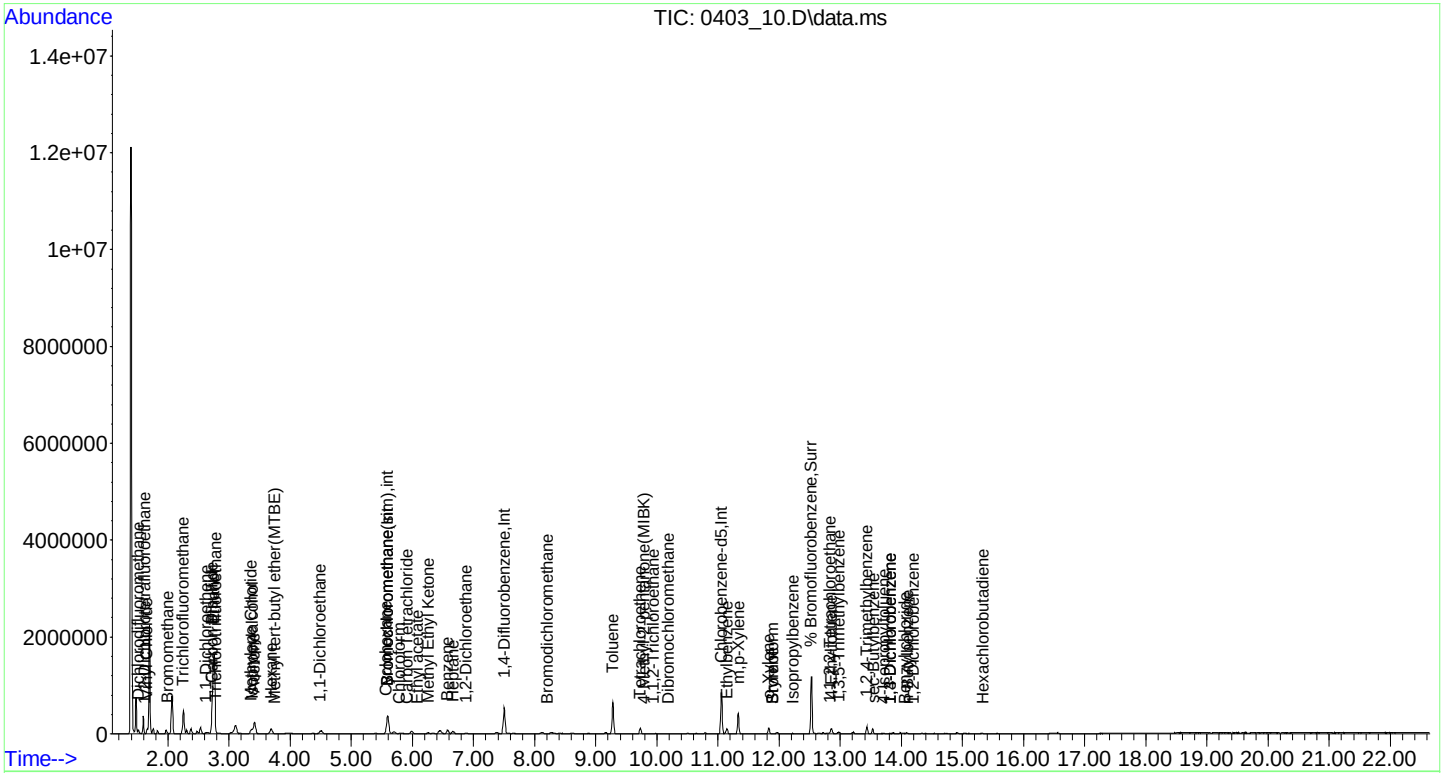

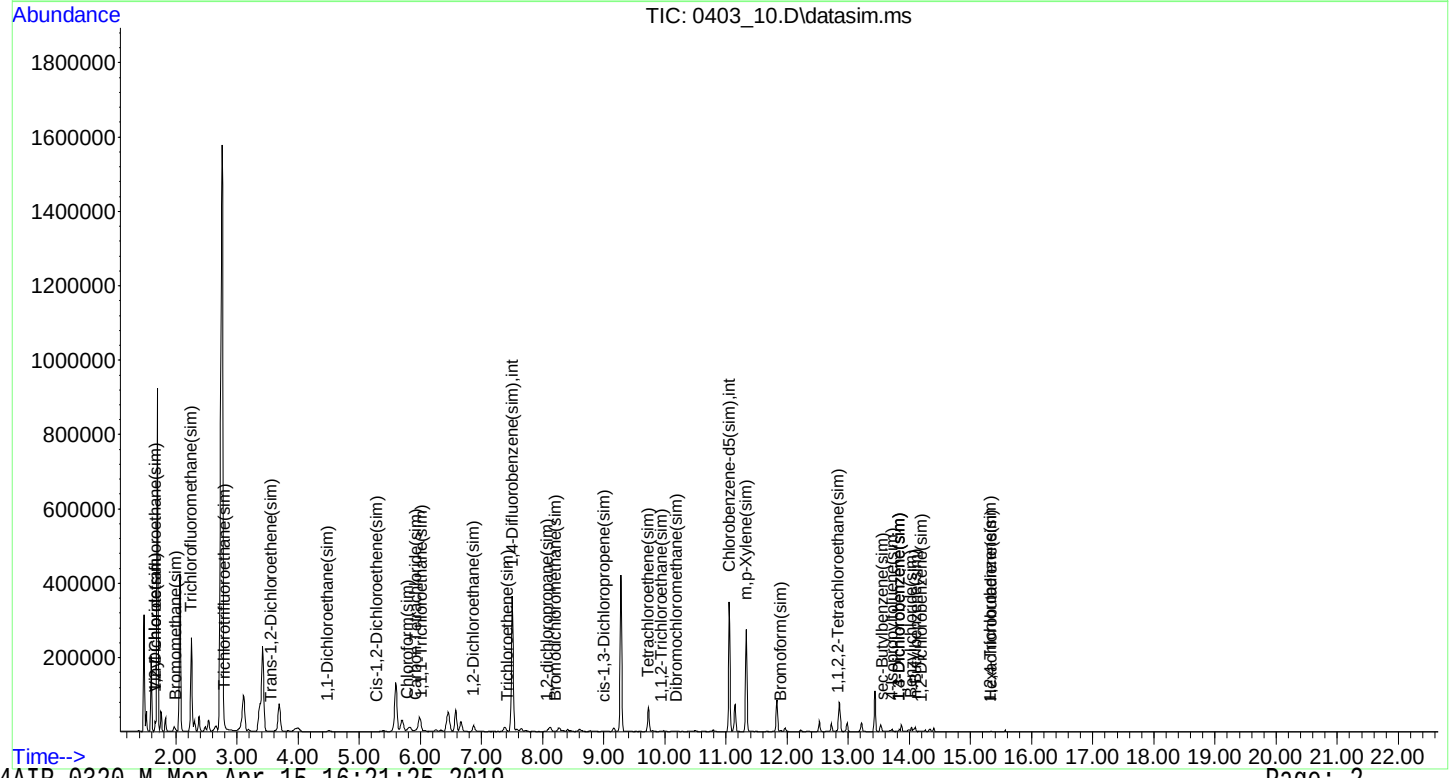

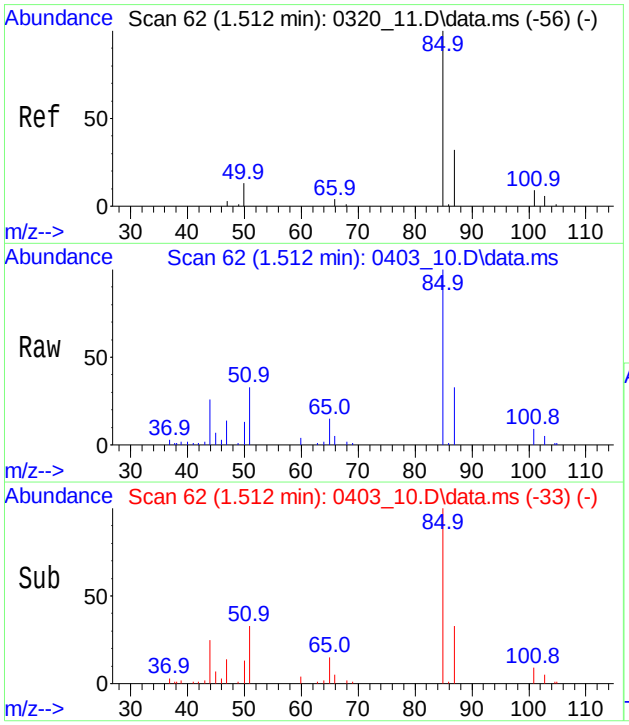

#3
Dichlorodifluoromethane
Conc: 8$ 0.447 ppbv
RT: 1.512 min Scan# 62
Delta R.T. 0.000 min
Lab File: 0403_10.D
Acq: 3 Apr 2019 9:21 pm

Tgt Ion: 85 Resp: 33722

Ion	Ratio	Lower	Upper
85	100		
87	34.1	25.9	38.9
50	15.1	10.3	15.5

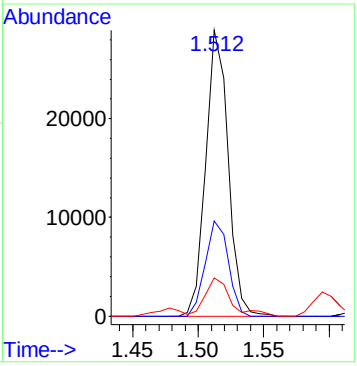

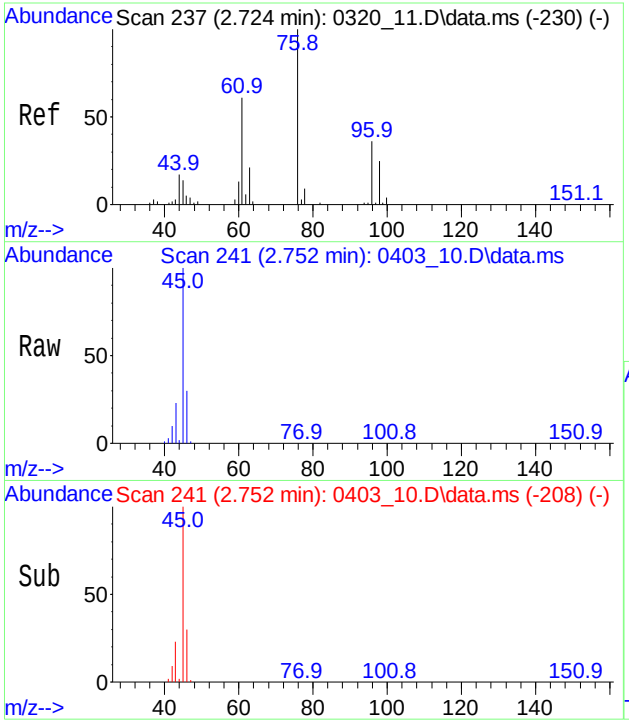

#10
Ethanol
Conc: 8$ 466.240 ppbv
RT: 2.752 min Scan# 241
Delta R.T. 0.027 min
Lab File: 0403_10.D
Acq: 3 Apr 2019 9:21 pm

Tgt Ion: 45 Resp: 2579166

Ion	Ratio	Lower	Upper
45	100		
46	29.3	28.5	42.7
43	22.9	25.3	37.9#

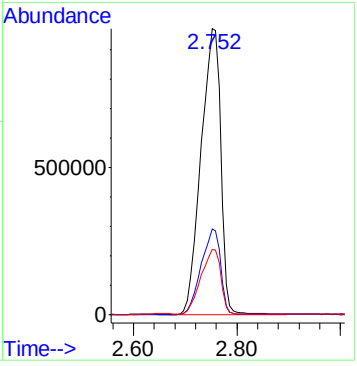

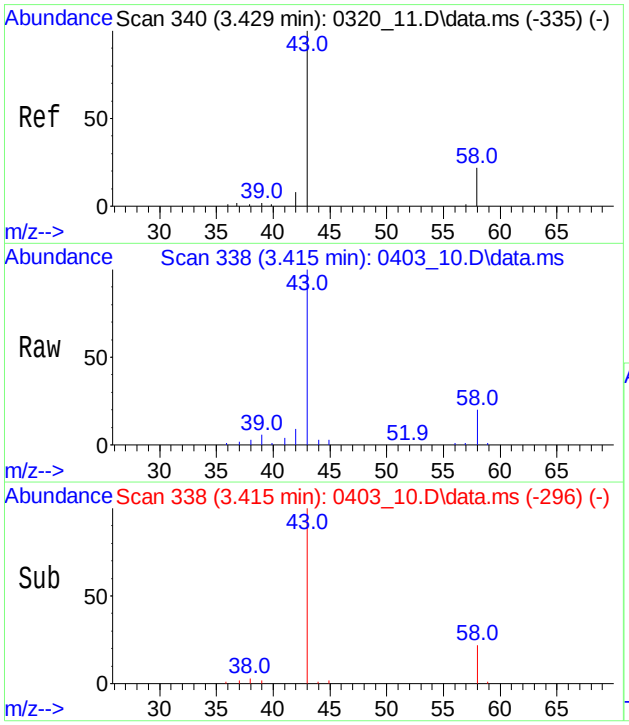

#12
Acetone
Conc: 8$ 14.534 ppbv
RT: 3.415 min Scan# 338
Delta R.T. -0.014 min
Lab File: 0403_10.D
Acq: 3 Apr 2019 9:21 pm

Tgt Ion: 43 Resp: 387065

Ion	Ratio	Lower	Upper
43	100		
58	19.9	16.2	24.4

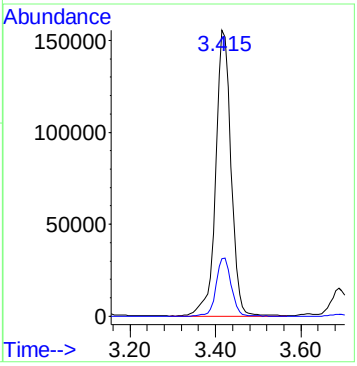

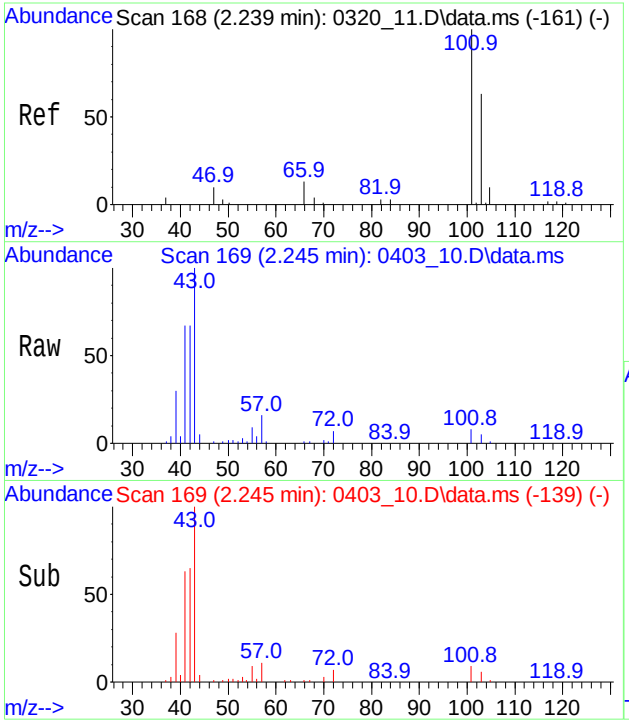

#13
Trichlorofluoromethane
Conc: 8$ 0.209 ppbv
RT: 2.245 min Scan# 169
Delta R.T. 0.007 min
Lab File: 0403_10.D
Acq: 3 Apr 2019 9:21 pm

Tgt Ion:101 Resp: 15763

Ion	Ratio	Lower	Upper
101	100		
103	65.5	52.5	78.7
66	14.6	10.1	15.1

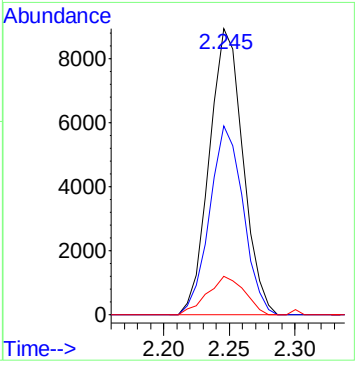

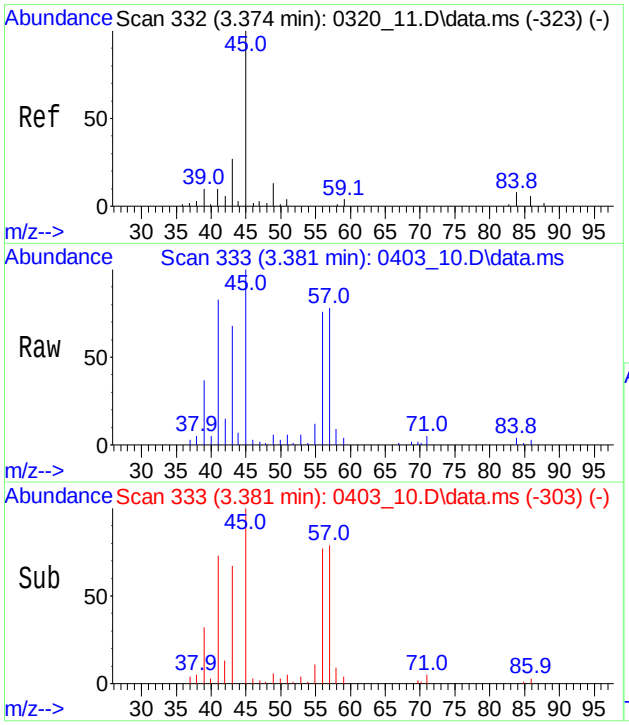

#14
Isopropylalcohol
Conc: 8$ 1.845 ppbv
RT: 3.381 min Scan# 333
Delta R.T. 0.007 min
Lab File: 0403_10.D
Acq: 3 Apr 2019 9:21 pm

Tgt Ion: 45 Resp: 48898

Ion	Ratio	Lower	Upper
45	100		
43	790.4	20.9	31.3#
59	9.1	3.1	4.7#

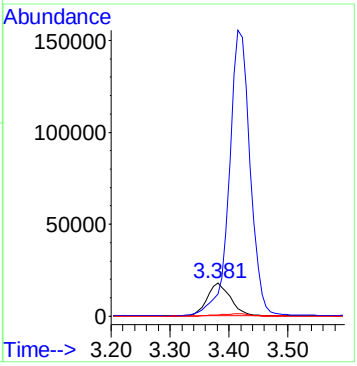

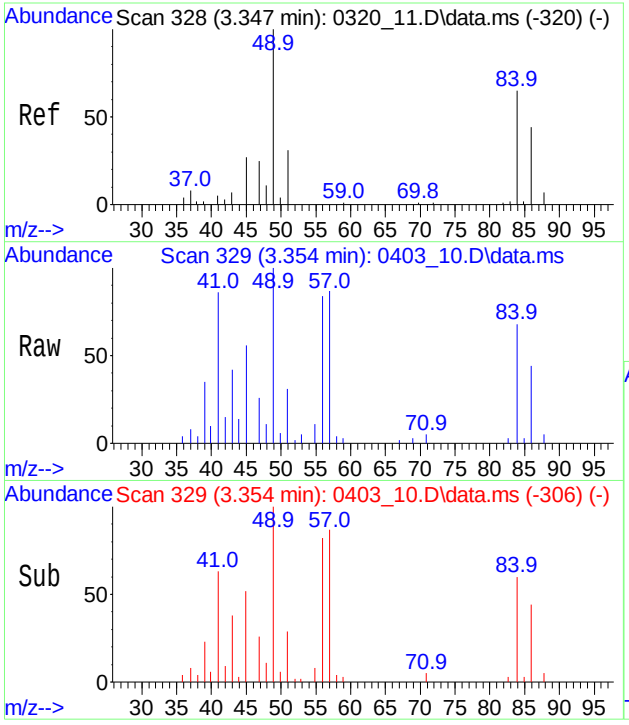

#17
Methylene Chloride
Conc: 8$ 0.769 ppbv
RT: 3.354 min Scan# 329
Delta R.T. 0.007 min
Lab File: 0403_10.D
Acq: 3 Apr 2019 9:21 pm

Tgt Ion: 49 Resp: 17332

Ion	Ratio	Lower	Upper
49	100		
84	70.0	53.4	80.0
86	47.9	35.1	52.7

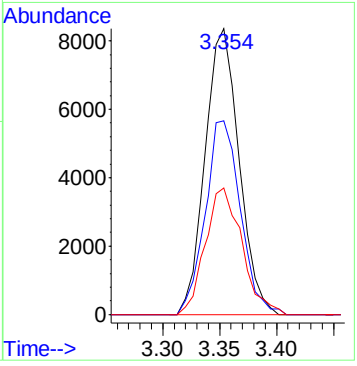

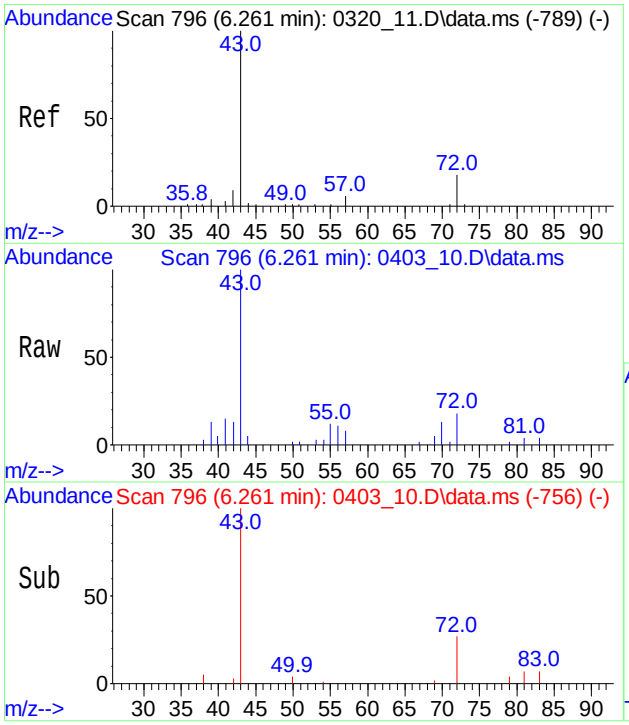

#25
Methyl Ethyl Ketone
Conc: 8$ 0.752 ppbv
RT: 6.261 min Scan# 796
Delta R.T. 0.000 min
Lab File: 0403_10.D
Acq: 3 Apr 2019 9:21 pm

Tgt Ion: 43 Resp: 23911

Ion	Ratio	Lower	Upper
43	100		
72	18.0	15.0	22.6
57	0.0	4.8	7.2#

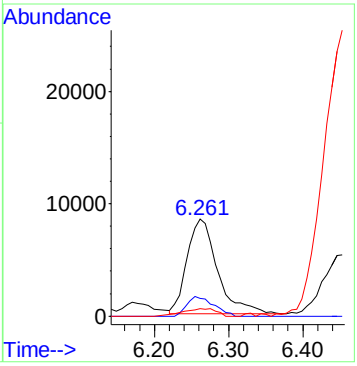

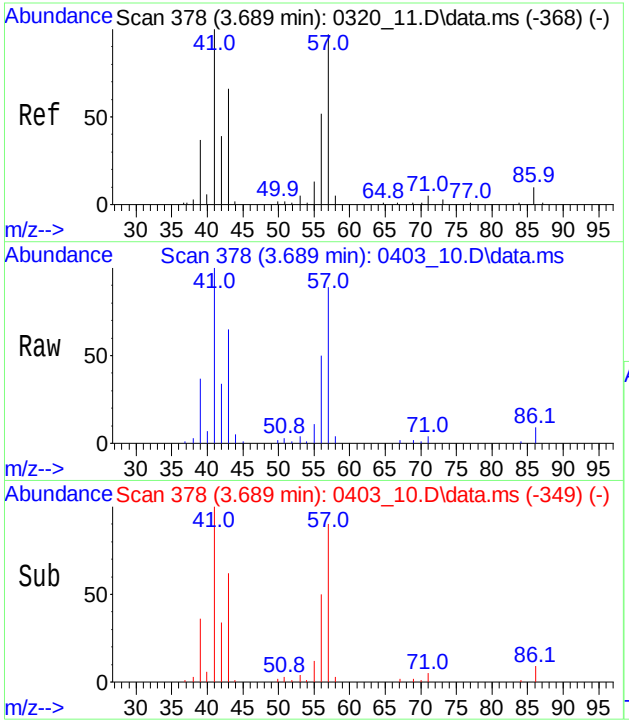

#27
Hexane
Conc: 8$ 2.406 ppbv
RT: 3.689 min Scan# 378
Delta R.T. 0.000 min
Lab File: 0403_10.D
Acq: 3 Apr 2019 9:21 pm

Tgt Ion: 57 Resp: 55219

Ion	Ratio	Lower	Upper
57	100		
43	72.1	54.2	81.4
41	115.8	81.9	122.9

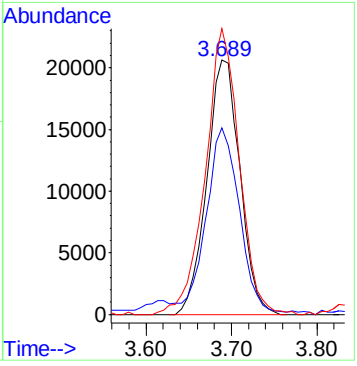

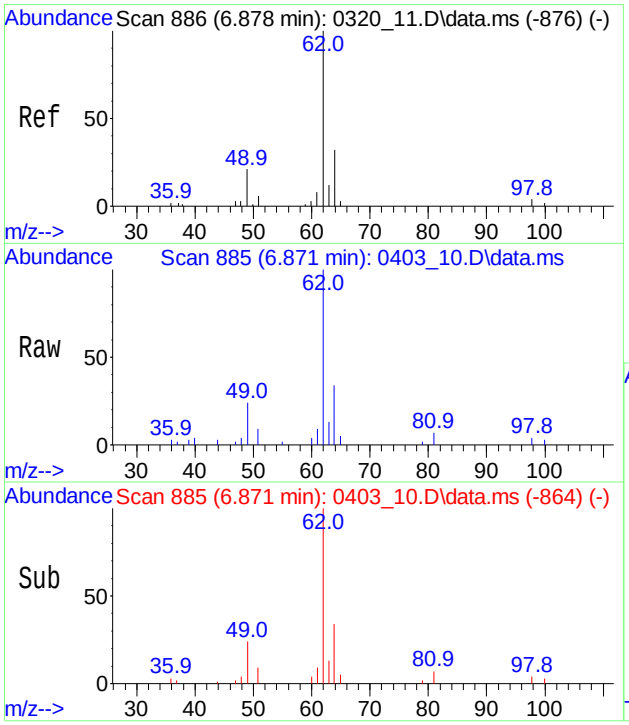

#31
1,2-Dichloroethane
Conc: 8$ 0.572 ppbv
RT: 6.871 min Scan# 885
Delta R.T. -0.007 min
Lab File: 0403_10.D
Acq: 3 Apr 2019 9:21 pm

Tgt Ion: 62 Resp: 19067

Ion	Ratio	Lower	Upper
62	100		
64	30.6	26.5	39.7
49	22.9	17.7	26.5

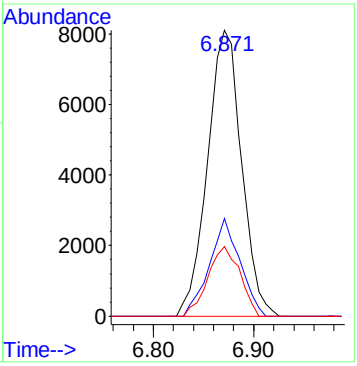

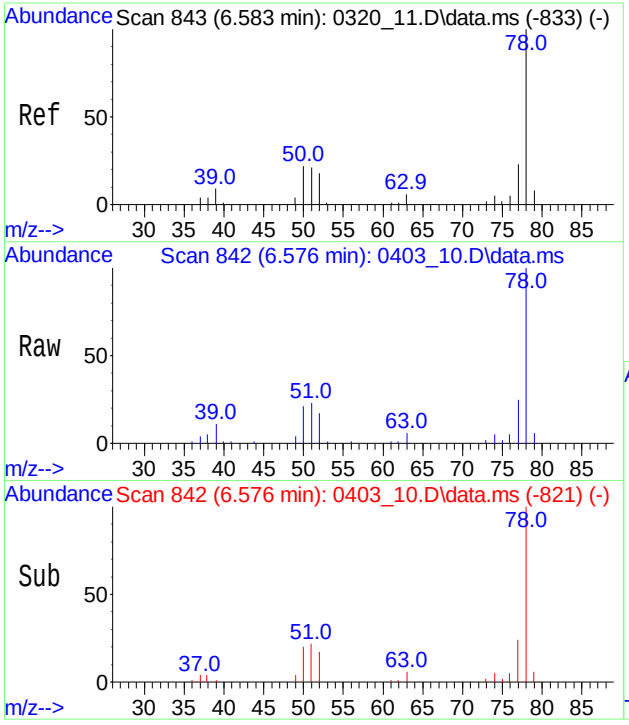

#33
Benzene
Conc: 8$ 1.972 ppbv
RT: 6.576 min Scan# 842
Delta R.T. -0.007 min
Lab File: 0403_10.D
Acq: 3 Apr 2019 9:21 pm

Tgt Ion: 78 Resp: 82771

Ion	Ratio	Lower	Upper
78	100		
77	23.0	18.3	27.5
51	22.7	17.0	25.4

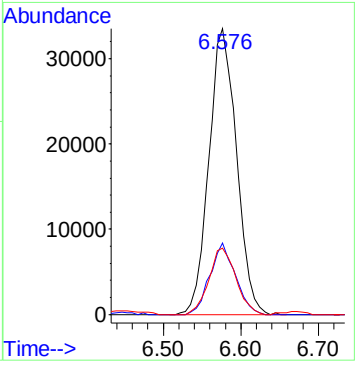

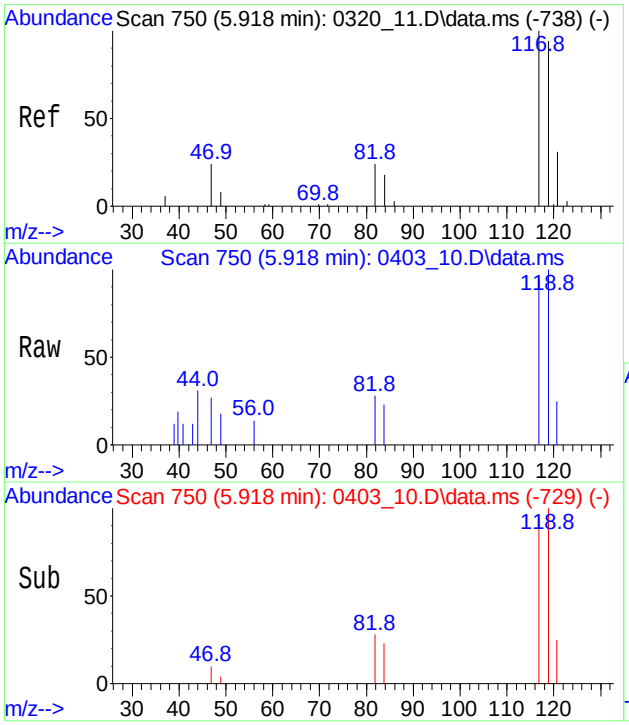

#34
Carbon Tetrachloride
Conc: 8$ Below Cal
RT: 5.918 min Scan# 750
Delta R.T. 0.000 min
Lab File: 0403_10.D
Acq: 3 Apr 2019 9:21 pm

Tgt Ion:117 Resp: 4006

Ion	Ratio	Lower	Upper
117	100		
119	102.2	75.4	115.4
121	19.2	10.8	50.8

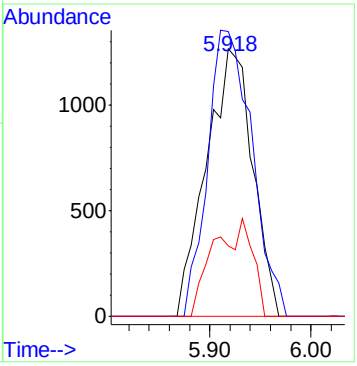

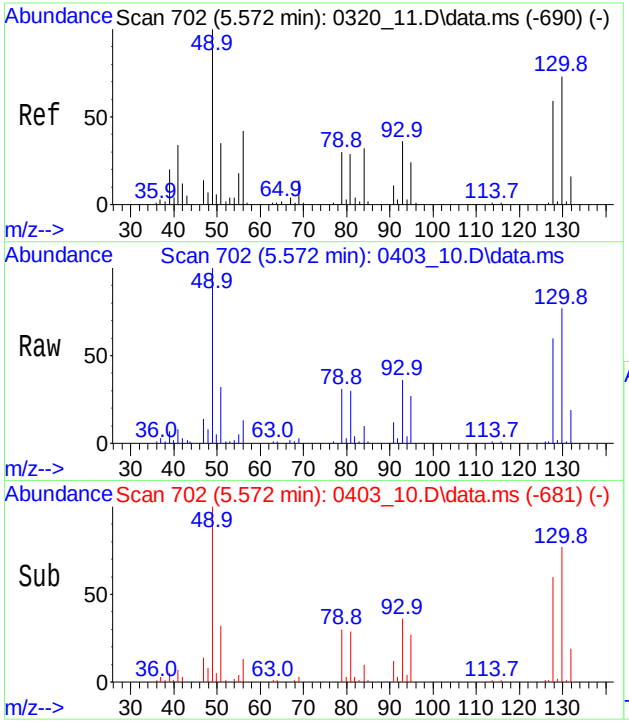

#35
Cyclohexane
Conc: 8$ 0.649 ppbv
RT: 5.572 min Scan# 702
Delta R.T. 0.000 min
Lab File: 0403_10.D
Acq: 3 Apr 2019 9:21 pm

Tgt Ion: 56 Resp: 12257

Ion	Ratio	Lower	Upper
56	100		
84	78.9	61.8	92.8
41	82.2	61.8	92.6

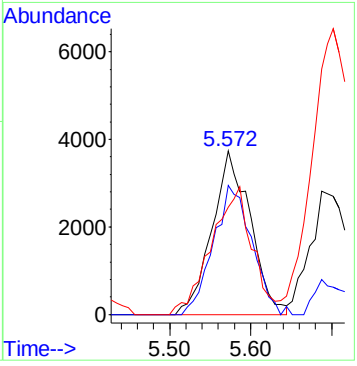

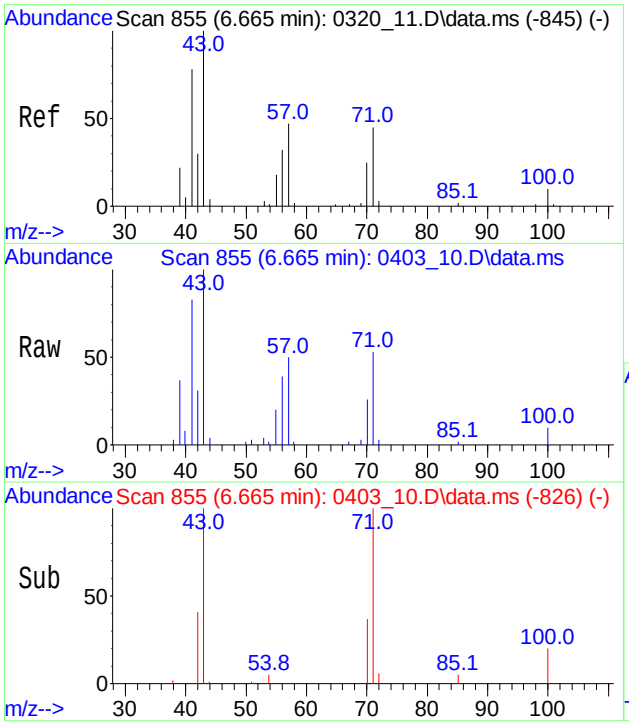

#43
Heptane
Conc: 8$ 1.359 ppbv
RT: 6.665 min Scan# 855
Delta R.T. 0.000 min
Lab File: 0403_10.D
Acq: 3 Apr 2019 9:21 pm

Tgt Ion: 43 Resp: 28298

Ion	Ratio	Lower	Upper
43	100		
57	48.5	38.2	57.4
71	49.2	37.8	56.6
71	49.2	37.8	56.6

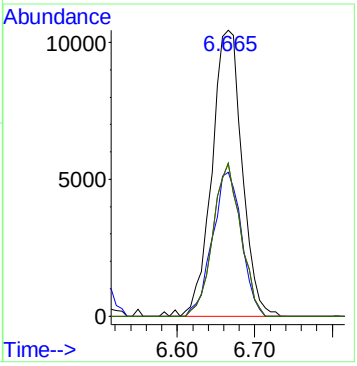

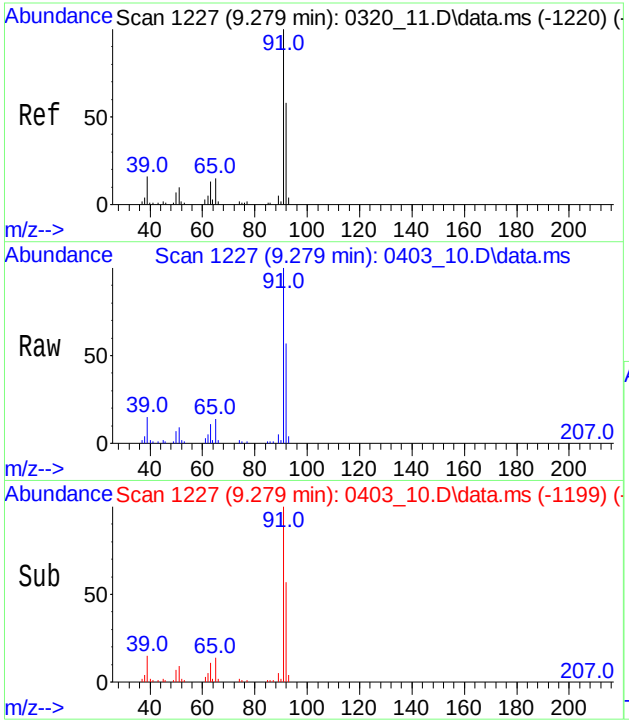

#48
Toluene
Conc: 8$ 9.405 ppbv
RT: 9.279 min Scan# 1227
Delta R.T. 0.000 min
Lab File: 0403_10.D
Acq: 3 Apr 2019 9:21 pm

Tgt Ion: 91 Resp: 459770

Ion	Ratio	Lower	Upper
91	100		
92	57.8	46.8	70.2
65	14.1	11.6	17.4

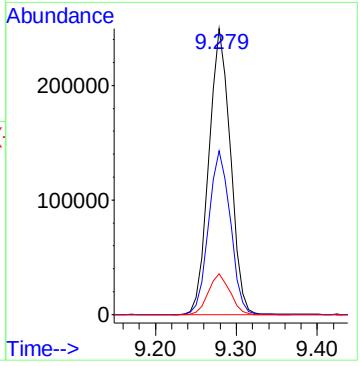

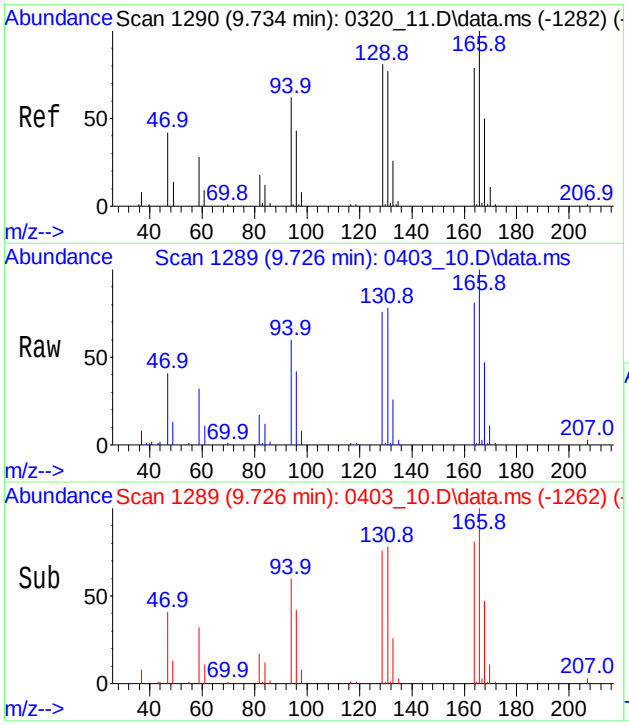

#52
Tetrachloroethene
Conc: 8$ 1.060 ppbv
RT: 9.726 min Scan# 1289
Delta R.T. -0.007 min
Lab File: 0403_10.D
Acq: 3 Apr 2019 9:21 pm

Tgt Ion:166 Resp: 33880

Ion	Ratio	Lower	Upper
166	100		
164	76.7	62.2	93.4
129	76.3	62.4	93.6

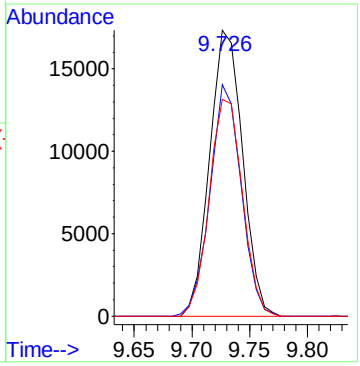

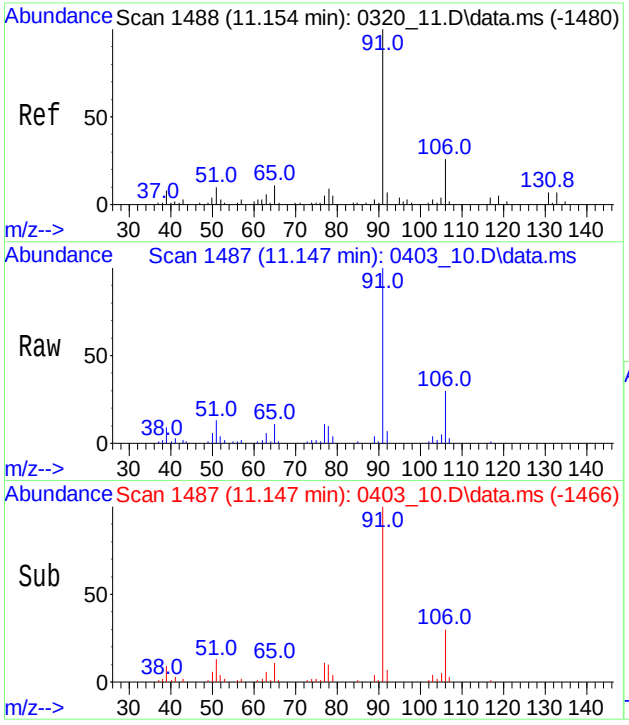

#56
Ethylbenzene
Conc: 8$ 1.125 ppbv
RT: 11.147 min Scan# 1487
Delta R.T. -0.007 min
Lab File: 0403_10.D
Acq: 3 Apr 2019 9:21 pm

Tgt Ion: 91 Resp: 72007

Ion	Ratio	Lower	Upper
91	100		
106	28.3	7.9	47.9
77	10.8	0.0	30.4

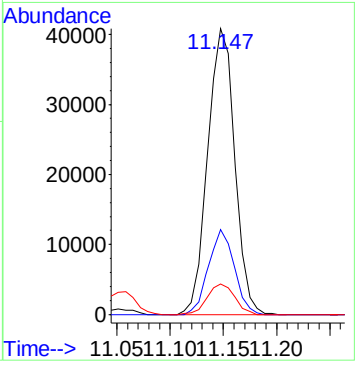

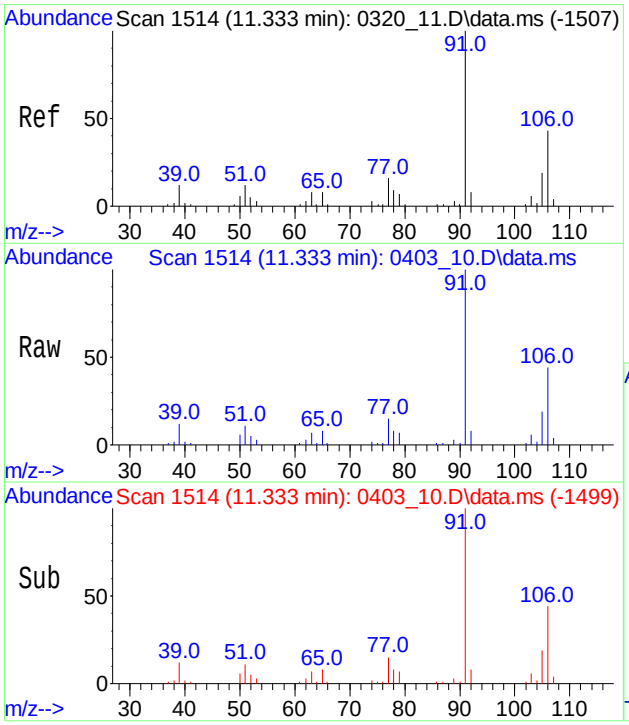

#57
m,p-Xylene
Conc: 8$ 4.922 ppbv
RT: 11.333 min Scan# 1514
Delta R.T. 0.000 min
Lab File: 0403_10.D
Acq: 3 Apr 2019 9:21 pm

Tgt Ion: 91 Resp: 234239

Ion	Ratio	Lower	Upper
91	100		
106	44.3	34.7	52.1
105	18.7	15.0	22.6

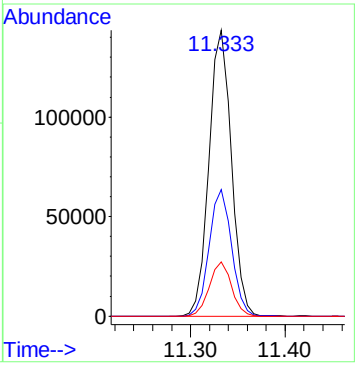

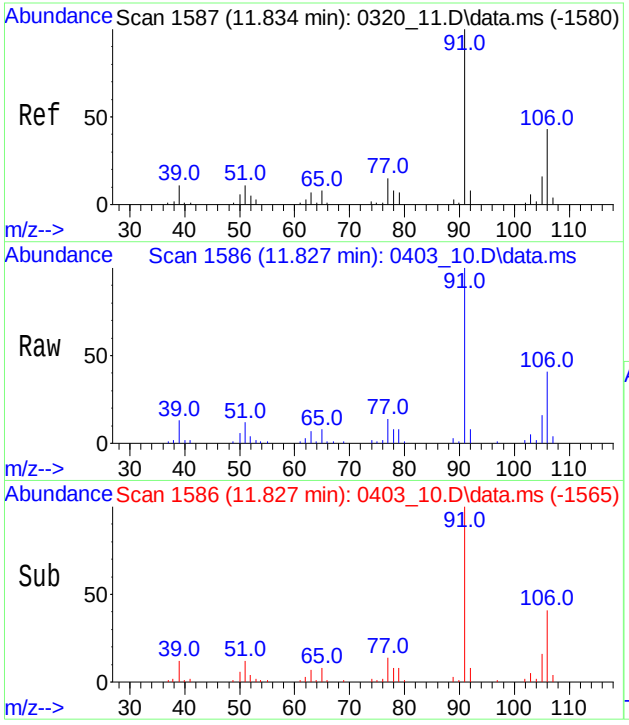

#61
o-Xylene
Conc: 8$ 1.407 ppbv
RT: 11.827 min Scan# 1586
Delta R.T. -0.007 min
Lab File: 0403_10.D
Acq: 3 Apr 2019 9:21 pm

Tgt Ion: 91 Resp: 74669

Ion	Ratio	Lower	Upper
91	100		
106	41.2	33.5	50.3
105	16.9	13.0	19.4

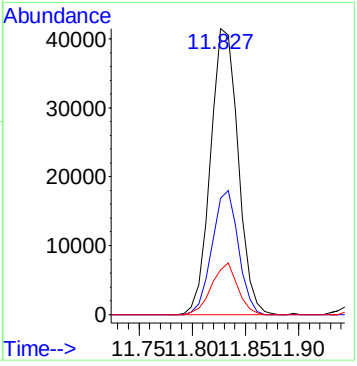

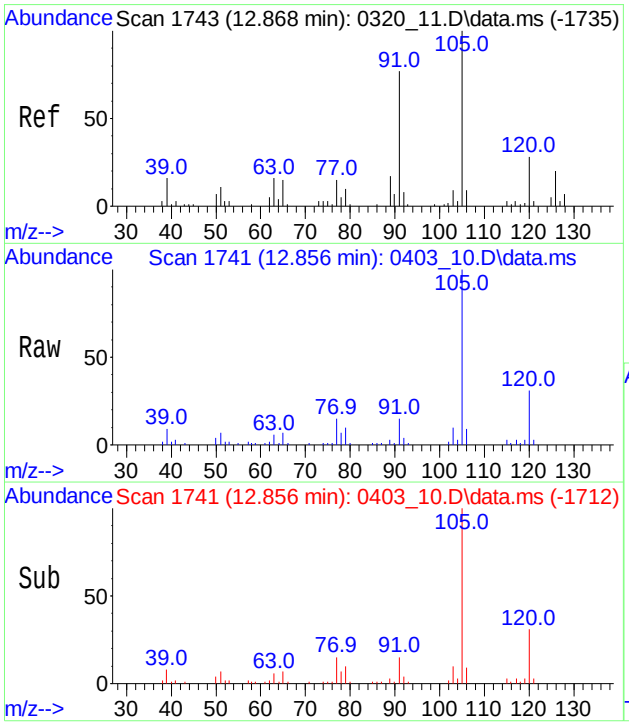

#66
4-Ethyltoluene
Conc: 8$ 1.264 ppbv
RT: 12.856 min Scan# 1741
Delta R.T. -0.013 min
Lab File: 0403_10.D
Acq: 3 Apr 2019 9:21 pm

Tgt Ion:105 Resp: 81132

Ion	Ratio	Lower	Upper
105	100		
120	29.7	22.3	33.5
77	17.0	11.9	17.9

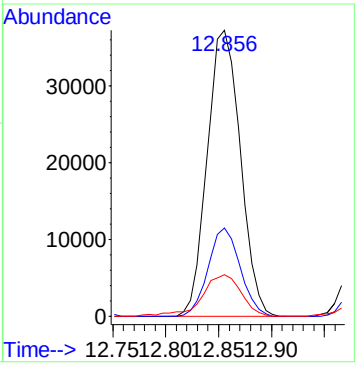

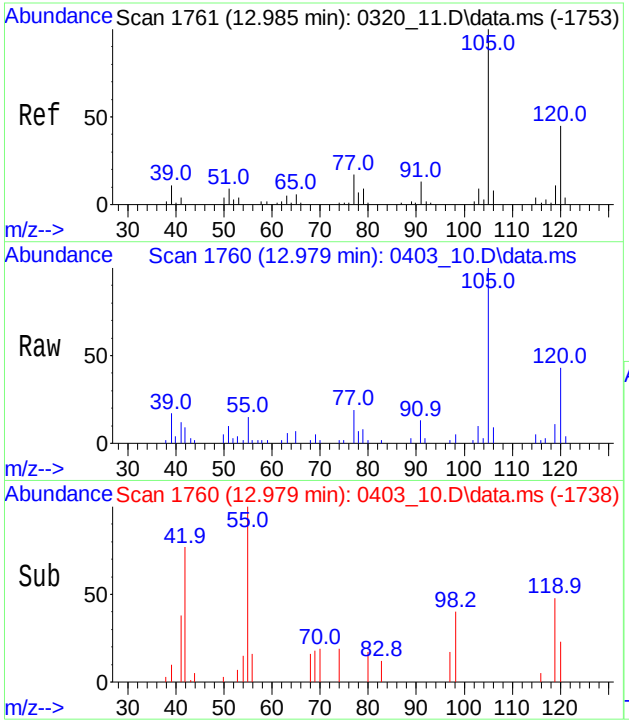

#67
1,3,5-Trimethylbenzene
Conc: 8$ 0.328 ppbv
RT: 12.979 min Scan# 1760
Delta R.T. -0.006 min
Lab File: 0403_10.D
Acq: 3 Apr 2019 9:21 pm

Tgt Ion:105 Resp: 18209

Ion	Ratio	Lower	Upper
105	100		
120	40.4	34.9	52.3
77	19.9	13.4	20.2

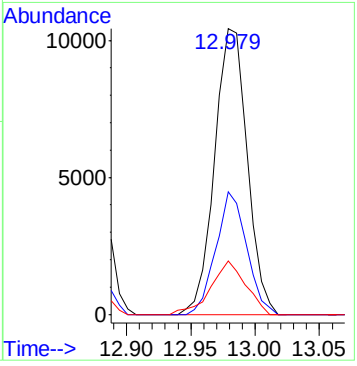

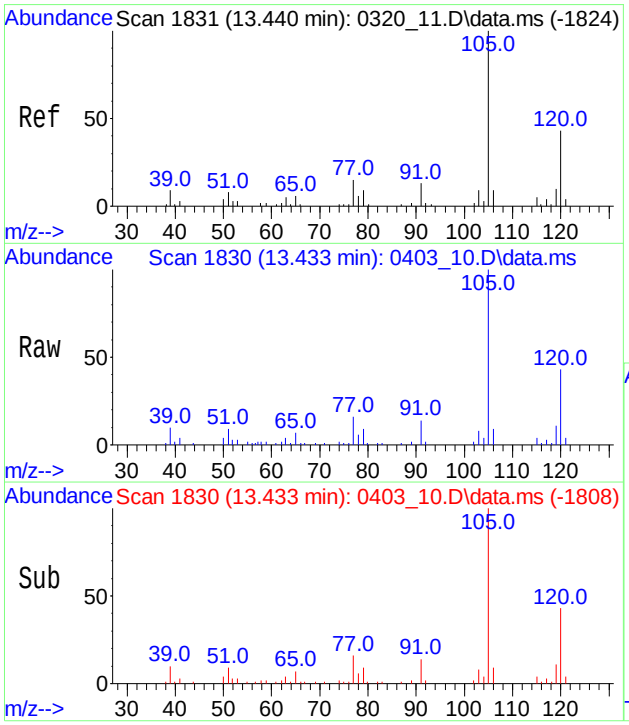

#68
1,2,4-Trimethylbenzene
Conc: 8$ 1.372 ppbv
RT: 13.433 min Scan# 1830
Delta R.T. -0.006 min
Lab File: 0403_10.D
Acq: 3 Apr 2019 9:21 pm

Tgt Ion:105 Resp: 71242

Ion	Ratio	Lower	Upper
105	100		
120	43.2	33.1	49.7
77	16.0	12.5	18.7

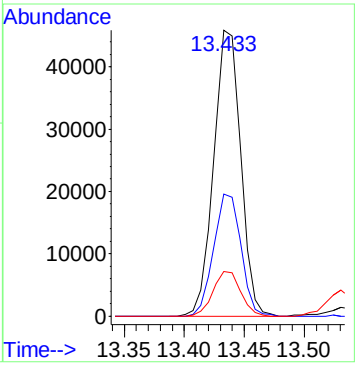

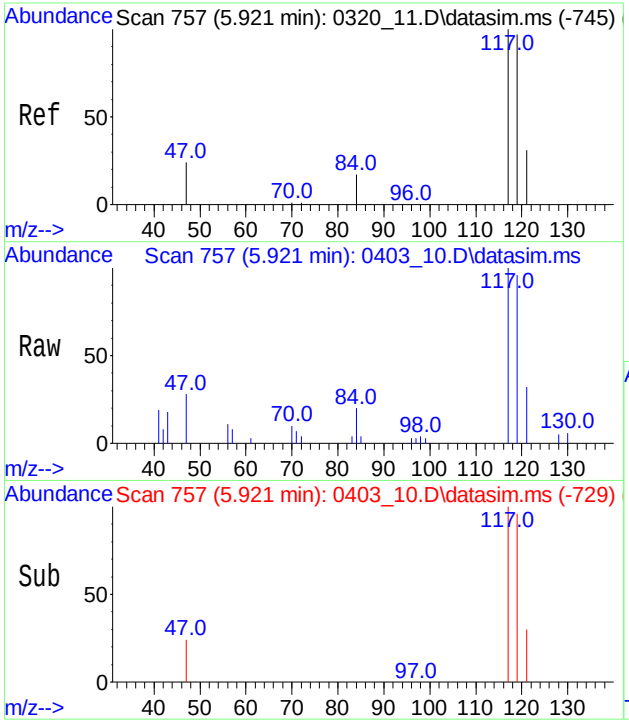

#86
Carbon Tetrachloride(sim)
Conc: 8$ Below Cal
RT: 5.918 min Scan# 757
Delta R.T. 0.000 min
Lab File: 0403_10.D
Acq: 3 Apr 2019 9:21 pm

Tgt Ion:117 Resp: 3911

Ion	Ratio	Lower	Upper
117	100		
119	104.7	76.5	114.7
121	9.9	24.6	37.0#

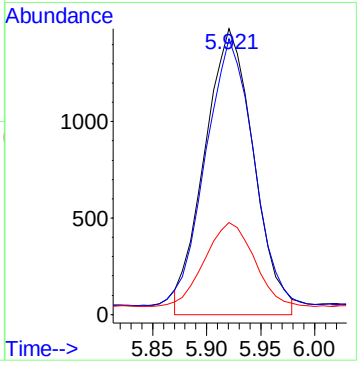

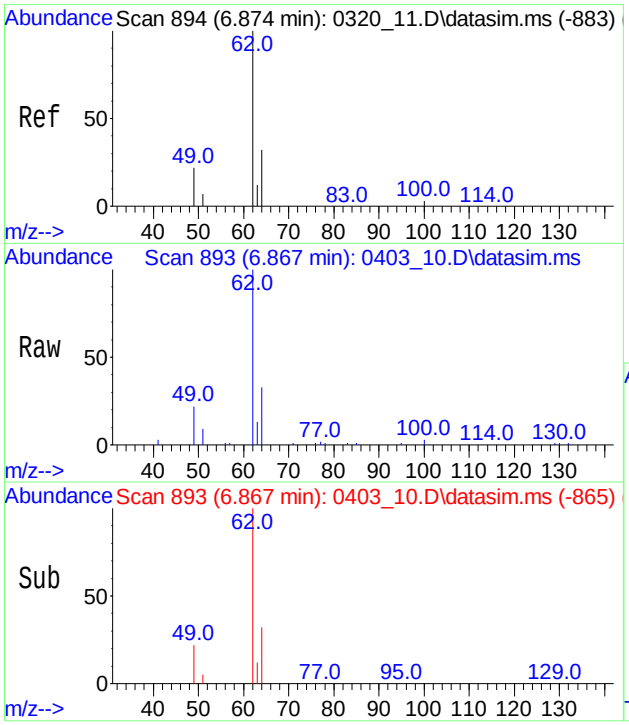

#93
1,2-Dichloroethane(sim)
Conc: 8$ 0.500 ppbv
RT: 6.867 min Scan# 893
Delta R.T. -0.007 min
Lab File: 0403_10.D
Acq: 3 Apr 2019 9:21 pm

Tgt Ion: 62 Resp: 20544

Ion	Ratio	Lower	Upper
62	100		
49	21.9	0.4	43.4
98	0.0	0.0	0.0

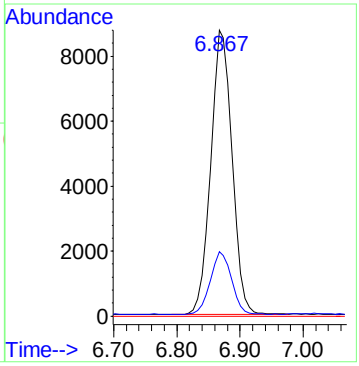

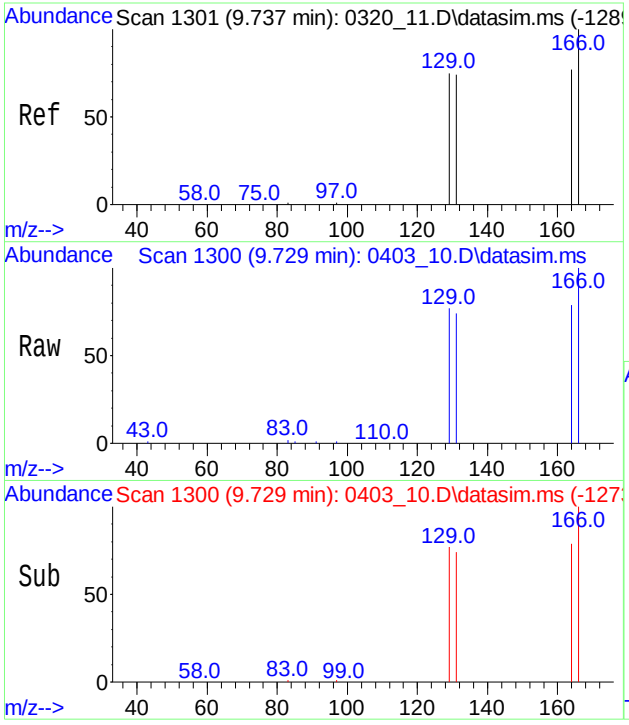

#103
Tetrachloroethene(sim)
Conc: 8$ 0.997 ppbv
RT: 9.729 min Scan# 1300
Delta R.T. -0.007 min
Lab File: 0403_10.D
Acq: 3 Apr 2019 9:21 pm

Tgt Ion:166 Resp: 36316

Ion	Ratio	Lower	Upper
166	100		
164	77.9	57.5	97.5
129	76.6	56.9	96.9

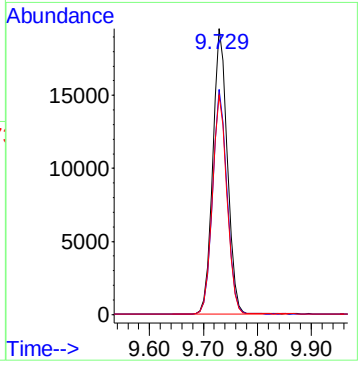

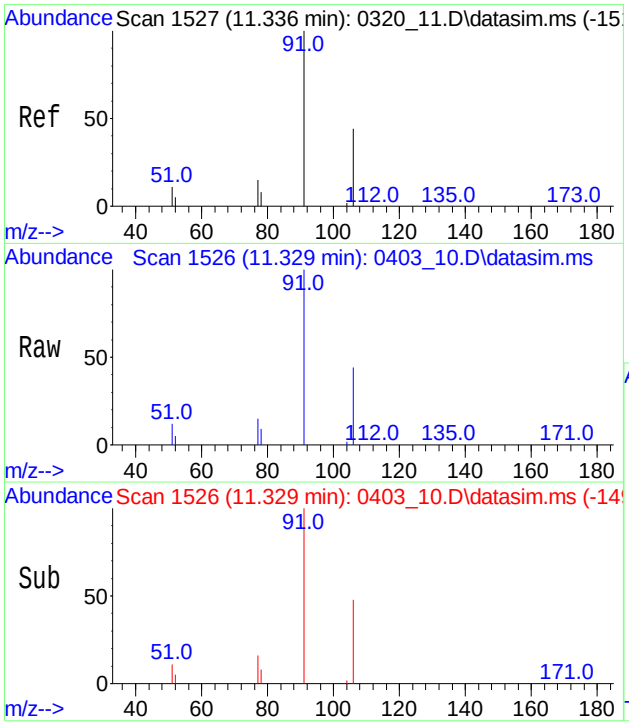

#107
m,p-Xylene(sim)
Conc: 8$ 4.851 ppbv
RT: 11.329 min Scan# 1526
Delta R.T. -0.007 min
Lab File: 0403_10.D
Acq: 3 Apr 2019 9:21 pm

Tgt Ion: 91 Resp: 255473

Ion	Ratio	Lower	Upper
91	100		
106	44.1	39.5	48.3
105	0.0	0.0	0.0

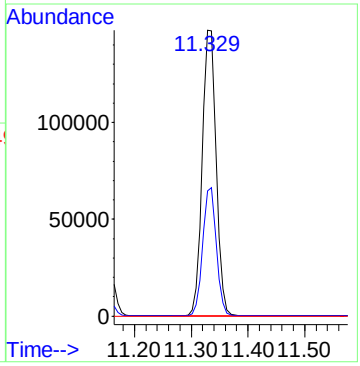

1

AIR ANALYSIS DATA SHEET

CLIENT ID: CANISTER BLK 1460

Client: NETC Lab: Phoenix Env. Labs

SDG No.: GCC81347 Lab Sample ID: CANISTER BLK 1460

Canister: CANBL Lab File ID: 0306_09.D

Instrument: CHEM24 Column: Date Received:

Purge Volume 200 (cc) Date Analyzed: 03/07/19

Matrix: AIR Dilution Factor: 1

CONCENTRATION UNITS: (ppbv or ug/m3) ppbv

CAS NO.	COMPOUND	CONC.	Q	MDL	PQL	R
115-07-1	Propylene	0.581	U	0.581	0.581	r
75-71-8	Dichlorodifluoromethane	0.202	U	0.202	0.202	r
74-87-3	Chloromethane	0.485	U	0.485	0.485	r
106-99-0	1,3-Butadiene	0.452	U	0.452	0.452	r
75-00-3	Chloroethane	0.379	U	0.379	0.379	r
64-17-5	Ethanol	0.531	U	0.531	0.531	r
67-64-1	Acetone	0.421	U	0.421	0.421	r
67-63-0	Isopropylalcohol	0.407	U	0.407	0.407	r
107-13-1	Acrylonitrile	0.461	U	0.461	0.461	r
75-09-2	Methylene Chloride	0.864	U	0.864	0.864	r
75-15-0	Carbon Disulfide	0.321	U	0.321	0.321	r
1634-04-4	Methyl tert-butyl ether(MTBE)	0.278	U	0.278	0.278	r
78-93-3	Methyl Ethyl Ketone	0.339	U	0.339	0.339	r
110-54-3	Hexane	0.284	U	0.284	0.284	r
141-78-6	Ethyl acetate	0.278	U	0.278	0.278	r
109-99-9	Tetrahydrofuran	0.339	U	0.339	0.339	r
71-43-2	Benzene	0.313	U	0.313	0.313	r
110-82-7	Cyclohexane	0.291	U	0.291	0.291	r
142-82-5	Heptane	0.244	U	0.244	0.244	r
108-10-1	4-Methyl-2-pentanone(MIBK)	0.244	U	0.244	0.244	r
10061-02-6	trans-1,3-Dichloropropene	0.220	U	0.220	0.220	r
108-88-3	Toluene	0.266	U	0.266	0.266	r
591-78-6	2-Hexanone(MBK)	0.244	U	0.244	0.244	r
108-90-7	Chlorobenzene	0.217	U	0.217	0.217	r
100-41-4	Ethylbenzene	0.230	U	0.230	0.230	r
100-42-5	Styrene	0.235	U	0.235	0.235	r
95-47-6	o-Xylene	0.230	U	0.230	0.230	r
98-82-8	Isopropylbenzene	0.204	U	0.204	0.204	r
622-96-8	4-Ethyltoluene	0.204	U	0.204	0.204	r
108-67-8	1,3,5-Trimethylbenzene	0.204	U	0.204	0.204	r
95-63-6	1,2,4-Trimethylbenzene	0.204	U	0.204	0.204	r
76-14-2	1,2-Dichlorotetrafluoroethane(sim)	0.143	U	0.143	0.143	r
75-01-4	Vinyl Chloride(sim)	0.078	U	0.078	0.078	r
74-83-9	Bromomethane(sim)	0.258	U	0.258	0.258	r
75-69-4	Trichlorofluoromethane(sim)	0.178	U	0.178	0.178	r
71-55-6	1,1,1-Trichloroethane(sim)	0.183	U	0.183	0.183	r

FORM I AIR

r=Result Reported U=Not Detected D=Reported Dilution E/J=Estimated Value X=Not Used S=Lab Solvent

1

AIR ANALYSIS DATA SHEET

CLIENT ID: CANISTER BLK 1460

Client: NETC Lab: Phoenix Env. Labs

SDG No.: GCC81347 Lab Sample ID: CANISTER BLK 1460

Canister: CANBL Lab File ID: 0306_09.D

Instrument: CHEM24 Column: Date Received:

Purge Volume 200 (cc) Date Analyzed: 03/07/19

Matrix: AIR Dilution Factor: 1

CONCENTRATION UNITS: (ppbv or ug/m3) ppbv

CAS NO.	COMPOUND	CONC.	Q	MDL	PQL	R
56-23-5	Carbon Tetrachloride(sim)	0.032	U	0.032	0.032	r
75-35-4	1,1-Dichloroethene(sim)	0.051	U	0.051	0.051	r
76-13-1	Trichlorotrifluoroethane(sim)	0.131	U	0.131	0.131	r
156-60-5	Trans-1,2-Dichloroethene(sim)	0.252	U	0.252	0.252	r
75-34-3	1,1-Dichloroethane(sim)	0.247	U	0.247	0.247	r
156-59-2	Cis-1,2-Dichloroethene(sim)	0.051	U	0.051	0.051	r
67-66-3	Chloroform(sim)	0.205	U	0.205	0.205	r
107-06-2	1,2-Dichloroethane(sim)	0.247	U	0.247	0.247	r
78-87-5	1,2-dichloropropane(sim)	0.217	U	0.217	0.217	r
75-27-4	Bromodichloromethane(sim)	0.149	U	0.149	0.149	r
79-01-6	Trichloroethene(sim)	0.037	U	0.037	0.037	r
123-91-1	1,4-Dioxane(sim)	0.278	U	0.278	0.278	r
10061-01-5	cis-1,3-Dichloropropene(sim)	0.220	U	0.220	0.220	r
79-00-5	1,1,2-Trichloroethane(sim)	0.183	U	0.183	0.183	r
124-48-1	Dibromochloromethane(sim)	0.117	U	0.117	0.117	r
106-93-4	1,2-Dibromoethane(EDB)(sim)	0.130	U	0.130	0.130	r
127-18-4	Tetrachloroethene(sim)	0.037	U	0.037	0.037	r
75-25-2	Bromoform(sim)	0.097	U	0.097	0.097	r
630-20-6	1,1,1,2-Tetrachloroethane(sim)	0.146	U	0.146	0.146	r
179601-23-1	m,p-Xylene(sim)	0.230	U	0.230	0.230	r
79-34-5	1,1,2,2-Tetrachloroethane(sim)	0.146	U	0.146	0.146	r
100-44-7	Benzyl chloride(sim)	0.193	U	0.193	0.193	r
541-73-1	1,3-Dichlorobenzene(sim)	0.166	U	0.166	0.166	r
106-46-7	1,4-Dichlorobenzene(sim)	0.166	U	0.166	0.166	r
135-98-8	sec-Butylbenzene(sim)	0.182	U	0.182	0.182	r
99-87-6	4-Isopropyltoluene(sim)	0.182	U	0.182	0.182	r
95-50-1	1,2-Dichlorobenzene(sim)	0.166	U	0.166	0.166	r
104-51-8	n-Butylbenzene(sim)	0.182	U	0.182	0.182	r
120-82-1	1,2,4-Trichlorobenzene(sim)	0.135	U	0.135	0.135	r
87-68-3	Hexachlorobutadiene(sim)	0.094	U	0.094	0.094	r

FORM I AIR

r=Result Reported U=Not Detected D=Reported Dilution E/J=Estimated Value X=Not Used S=Lab Solvent

Quantitation Report (QT Reviewed)

Data Path : H:\AIR2019\CHEM24\03MAR\03\
Data File : 0306_09.D
Acq On : 7 Mar 2019 3:12 am
Operator : Keith
Client ID : CANISTER BLK 1460
Lab ID : CANISTER BLK 1460
ALS Vial : 131 Sample Multiplier: 1

Quant Time: Mar 07 11:58:59 2019
Quant Method : H:\AIR2019\CHEM24\METHODS\24AIR_0228.M
Quant Title : VOA Standards for 5 point calibration
QLast Update : Thu Feb 28 18:27:26 2019
Response via : Initial Calibration

Compound	R.T.	QIon	Response	Conc	Units	Dev(Min)
Internal Standards						
1) Bromochloromethane	5.601	130	185769	10.000	ng	-0.01
36) 1,4-Difluorobenzene	7.508	114	532315	10.000	ng	-0.01
53) Chlorobenzene-d5	11.059	82	264295	10.000	ng	0.00
80) Bromochloromethane(sim)	5.601	130	185769	10.000	ng	-0.01
94) 1,4-Difluorobenzene(sim)	7.508	114	532315	10.000	ng	-0.01
104) Chlorobenzene-d5(sim)	11.059	82	264295	10.000	ng	0.00
System Monitoring Compounds						
62) % Bromofluorobenzene	12.538	95	370043	10.036	ppbv	0.00
Spiked Amount 10.000	Range 70 - 130		Recovery = 100.40%			
Target Compounds						Qvalue

(#)out of range (m)manual integration reviewed by analyst (+)signals summed

Quantitation Report (QT Reviewed)

Data Path : H:\AIR2019\CHEM24\03MAR\03\
Data File : 0306_09.D
Acq On : 7 Mar 2019 3:12 am
Operator : Keith
Client ID : CANISTER BLK 1460
Lab ID : CANISTER BLK 1460
ALS Vial : 131 Sample Multiplier: 1

Quant Time: Mar 07 11:58:59 2019
Quant Method : H:\AIR2019\CHEM24\METHODS\24AIR_0228.M
Quant Title : VOA Standards for 5 point calibration
QLast Update : Thu Feb 28 18:27:26 2019
Response via : Initial Calibration

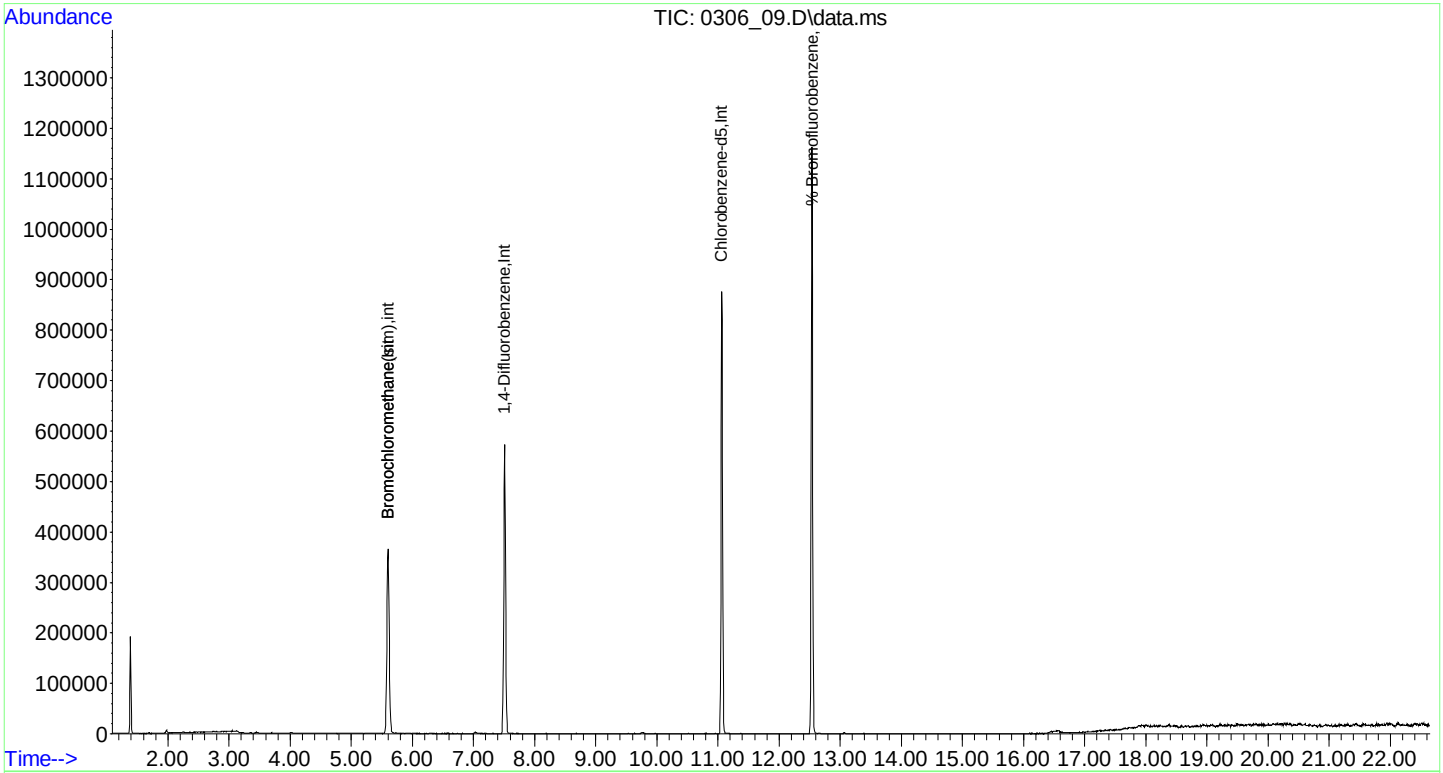

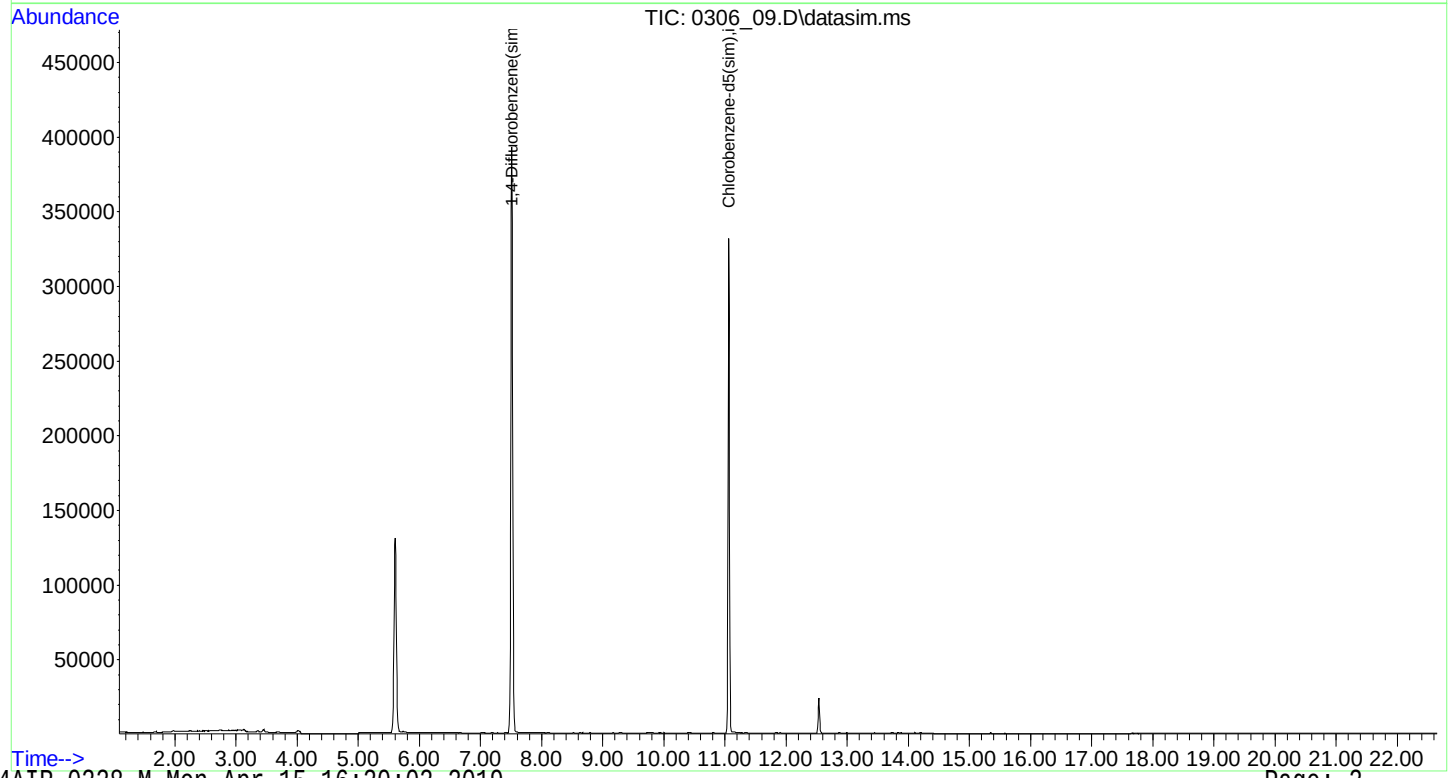

Canister Cleaning Certification

Batch Id: 1460
QC Canister Id: 834
Canister Ids: 12862, 12863, 12864, 13636, 13639, 19631, 21361, 223, 28582, 28604, 490, 834

Certified: ☑
Certified Date: 3/7/2019 3:12:00 AM
Certified By: KCA
Certified Computer: AIRLAB
Sample Id: blk 1460

Comment: Initial vacuum of all canisters in this batch is -30 psig.

Data File: H:\AIR2019\CHEM24\03MAR\03\0306_09.D\0306_09-24AIR_0228.rr

Analyte	Result (ppbv)	Analyte	Result (ppbv)
% Bromofluorobenzene	10.0363	1,1,1,2-Tetrachloroethane	0
1,1,1,2-Tetrachloroethane(sim)	0	1,1,1-Trichloroethane	0
1,1,1-Trichloroethane(sim)	0	1,1,2,2-Tetrachloroethane	0
1,1,2,2-Tetrachloroethane(sim)	0	1,1,2-Trichloroethane	0
1,1,2-Trichloroethane(sim)	0	1,1-Dichloroethane	0
1,1-Dichloroethane(sim)	0	1,1-Dichloroethene	0
1,1-Dichloroethene(sim)	0	1,2,4-Trichlorobenzene	0
1,2,4-Trichlorobenzene(sim)	0	1,2,4-Trimethylbenzene	0
1,2-Dibromoethane(EDB)	0	1,2-Dibromoethane(EDB)(sim)	0
1,2-Dichlorobenzene	0	1,2-Dichlorobenzene(sim)	0
1,2-Dichloroethane	0	1,2-Dichloroethane(sim)	0
1,2-dichloropropane	0	1,2-dichloropropane(sim)	0
1,2-Dichlorotetrafluoroethane	0	1,2-Dichlorotetrafluoroethane(sim)	0
1,3,5-Trimethylbenzene	0	1,3-Butadiene	0
1,3-Dichlorobenzene	0	1,3-Dichlorobenzene(sim)	0
1,4-Dichlorobenzene	0	1,4-Dichlorobenzene(sim)	0
1,4-Difluorobenzene	10	1,4-Difluorobenzene(sim)	10
1,4-Dioxane	0	1,4-Dioxane(sim)	0
2,2,4-trimethylpentane	0	2-Chlorotoluene	0
2-Hexanone(MBK)	0	4-Ethyltoluene	0
4-Isopropyltoluene	0	4-Isopropyltoluene(sim)	0
4-Methyl-2-pentanone(MIBK)	0	Acetone	0
Acrylonitrile	0	Allyl Chloride	0
Benzene	0	Benzyl chloride	0
Benzyl chloride(sim)	0	Bromochloromethane	10
Bromochloromethane(sim)	10	Bromodichloromethane	0
Bromodichloromethane(sim)	0	Bromoform	0
Bromoform(sim)	0	Bromomethane	0
Bromomethane(sim)	0	Carbon Disulfide	0
Carbon Tetrachloride	0	Carbon Tetrachloride(sim)	0
Chlorobenzene	0	Chlorobenzene-d5	10
Chlorobenzene-d5(sim)	10	Chloroethane	0
Chloroform	0	Chloroform(sim)	0
Chloromethane	0	Cis-1,2-Dichloroethene	0
Cis-1,2-Dichloroethene(sim)	0	cis-1,3-Dichloropropene	0
cis-1,3-Dichloropropene(sim)	0	Cyclohexane	0
Dibromochloromethane	0	Dibromochloromethane(sim)	0
Dichlorodifluoromethane	0	Ethanol	0
Ethyl acetate	0	Ethylbenzene	0
Heptane	0	Hexachlorobutadiene	0
Hexachlorobutadiene(sim)	0	Hexane	0
Isopropylalcohol	0	Isopropylbenzene	0
m,p-Xylene	0	m,p-Xylene(sim)	0
Methyl Ethyl Ketone	0	Methyl methacrylate	0
Methyl tert-butyl ether(MTBE)	0	Methylene Chloride	0
n-Butylbenzene	0	n-Butylbenzene(sim)	0

Canister Cleaning Certification

Batch Id: 1460
QC Canister Id: 834
Canister Ids: 12862, 12863, 12864, 13636, 13639, 19631, 21361, 223, 28582, 28604, 490, 834

Certified: ☑
Certified Date: 3/7/2019 3:12:00 AM
Certified By: KCA
Certified Computer: AIRLAB
Sample Id: blk 1460

Comment: Initial vacuum of all canisters in this batch is -30 psig.

Data File: H:\AIR2019\CHEM24\03MAR\03\0306_09.D\0306_09-24AIR_0228.rr

Analyte	Result (ppbv)	Analyte	Result (ppbv)
n-Propylbenzene	0	n-Propylbenzene(sim)	0
Naphthalene	0	o-Xylene	0
Propylene	0	sec-Butylbenzene	0
sec-Butylbenzene(sim)	0	Styrene	0
tert-butyl alcohol	0.1721	tert-butylbenzenze	0
tert-butylbenzenze(sim)	0	Tetrachloroethene	0
Tetrachloroethene(sim)	0	Tetrahydrofuran	0
Toluene	0	Trans-1,2-Dichloroethene	0
Trans-1,2-Dichloroethene(sim)	0	trans-1,3-Dichloropropene	0
Trichloroethene	0	Trichloroethene(sim)	0
Trichlorofluoromethane	0	Trichlorofluoromethane(sim)	0
Trichlorotrifluoroethane	0	Trichlorotrifluoroethane(sim)	0
Vinyl Bromide	0	Vinyl Chloride	0
Vinyl Chloride(sim)	0		

AIR ANALYSIS DATA SHEET

CLIENT ID: CANISTER BLK 1461

Client: NETC Lab: Phoenix Env. Labs

SDG No.: GCC81347 Lab Sample ID: CANISTER BLK 1461

Canister: CANBL Lab File ID: 0307_32.D

Instrument: CHEM20 Column: Date Received:

Purge Volume 200 (cc) Date Analyzed: 03/08/19

Matrix: AIR Dilution Factor: 1

CONCENTRATION UNITS: (ppbv or ug/m3) ppbv

CAS NO.	COMPOUND	CONC.	Q	MDL	PQL	R
115-07-1	Propylene	0.581	U	0.581	0.581	r
75-71-8	Dichlorodifluoromethane	0.202	U	0.202	0.202	r
74-87-3	Chloromethane	0.485	U	0.485	0.485	r
106-99-0	1,3-Butadiene	0.452	U	0.452	0.452	r
75-00-3	Chloroethane	0.379	U	0.379	0.379	r
64-17-5	Ethanol	0.531	U	0.531	0.531	r
67-64-1	Acetone	0.421	U	0.421	0.421	r
67-63-0	Isopropylalcohol	0.407	U	0.407	0.407	r
107-13-1	Acrylonitrile	0.461	U	0.461	0.461	r
75-09-2	Methylene Chloride	0.864	U	0.864	0.864	r
75-15-0	Carbon Disulfide	0.321	U	0.321	0.321	r
1634-04-4	Methyl tert-butyl ether(MTBE)	0.278	U	0.278	0.278	r
78-93-3	Methyl Ethyl Ketone	0.339	U	0.339	0.339	r
110-54-3	Hexane	0.284	U	0.284	0.284	r
141-78-6	Ethyl acetate	0.278	U	0.278	0.278	r
109-99-9	Tetrahydrofuran	0.339	U	0.339	0.339	r
71-43-2	Benzene	0.313	U	0.313	0.313	r
110-82-7	Cyclohexane	0.291	U	0.291	0.291	r
142-82-5	Heptane	0.244	U	0.244	0.244	r
108-10-1	4-Methyl-2-pentanone(MIBK)	0.244	U	0.244	0.244	r
10061-02-6	trans-1,3-Dichloropropene	0.220	U	0.220	0.220	r
108-88-3	Toluene	0.266	U	0.266	0.266	r
591-78-6	2-Hexanone(MBK)	0.244	U	0.244	0.244	r
630-20-6	1,1,1,2-Tetrachloroethane	0.146	U	0.146	0.146	r
108-90-7	Chlorobenzene	0.217	U	0.217	0.217	r
100-41-4	Ethylbenzene	0.230	U	0.230	0.230	r
100-42-5	Styrene	0.235	U	0.235	0.235	r
95-47-6	o-Xylene	0.230	U	0.230	0.230	r
98-82-8	Isopropylbenzene	0.204	U	0.204	0.204	r
622-96-8	4-Ethyltoluene	0.204	U	0.204	0.204	r
108-67-8	1,3,5-Trimethylbenzene	0.204	U	0.204	0.204	r
95-63-6	1,2,4-Trimethylbenzene	0.204	U	0.204	0.204	r
76-14-2	1,2-Dichlorotetrafluoroethane(sim)	0.143	U	0.143	0.143	r
75-01-4	Vinyl Chloride(sim)	0.078	U	0.078	0.078	r
74-83-9	Bromomethane(sim)	0.258	U	0.258	0.258	r
75-69-4	Trichlorofluoromethane(sim)	0.178	U	0.178	0.178	r

FORM I AIR

r=Result Reported U=Not Detected D=Reported Dilution E/J=Estimated Value X=Not Used S=Lab Solvent

1

AIR ANALYSIS DATA SHEET

CLIENT ID: CANISTER BLK 1461

Client: NETC Lab: Phoenix Env. Labs

SDG No.: GCC81347 Lab Sample ID: CANISTER BLK 1461

Canister: CANBL Lab File ID: 0307_32.D

Instrument: CHEM20 Column: Date Received:

Purge Volume 200 (cc) Date Analyzed: 03/08/19

Matrix: AIR Dilution Factor: 1

CONCENTRATION UNITS: (ppbv or ug/m3) ppbv

CAS NO.	COMPOUND	CONC.	Q	MDL	PQL	R
107-06-2	1,2-Dichloroethane(sim)	0.247	U	0.247	0.247	r
71-55-6	1,1,1-Trichloroethane(sim)	0.183	U	0.183	0.183	r
56-23-5	Carbon Tetrachloride(sim)	0.032	U	0.032	0.032	r
75-35-4	1,1-Dichloroethene(sim)	0.051	U	0.051	0.051	r
76-13-1	Trichlorotrifluoroethane(sim)	0.131	U	0.131	0.131	r
156-60-5	Trans-1,2-Dichloroethene(sim)	0.252	U	0.252	0.252	r
75-34-3	1,1-Dichloroethane(sim)	0.247	U	0.247	0.247	r
156-59-2	Cis-1,2-Dichloroethene(sim)	0.051	U	0.051	0.051	r
67-66-3	Chloroform(sim)	0.205	U	0.205	0.205	r
78-87-5	1,2-dichloropropane(sim)	0.217	U	0.217	0.217	r
75-27-4	Bromodichloromethane(sim)	0.149	U	0.149	0.149	r
79-01-6	Trichloroethene(sim)	0.037	U	0.037	0.037	r
123-91-1	1,4-Dioxane(sim)	0.278	U	0.278	0.278	r
10061-01-5	cis-1,3-Dichloropropene(sim)	0.220	U	0.220	0.220	r
79-00-5	1,1,2-Trichloroethane(sim)	0.183	U	0.183	0.183	r
124-48-1	Dibromochloromethane(sim)	0.117	U	0.117	0.117	r
106-93-4	1,2-Dibromoethane(EDB)(sim)	0.130	U	0.130	0.130	r
127-18-4	Tetrachloroethene(sim)	0.037	U	0.037	0.037	r
75-25-2	Bromoform(sim)	0.097	U	0.097	0.097	r
179601-23-1	m,p-Xylene(sim)	0.230	U	0.230	0.230	r
79-34-5	1,1,2,2-Tetrachloroethane(sim)	0.146	U	0.146	0.146	r
100-44-7	Benzyl chloride(sim)	0.193	U	0.193	0.193	r
541-73-1	1,3-Dichlorobenzene(sim)	0.166	U	0.166	0.166	r
106-46-7	1,4-Dichlorobenzene(sim)	0.166	U	0.166	0.166	r
135-98-8	sec-Butylbenzene(sim)	0.182	U	0.182	0.182	r
99-87-6	4-Isopropyltoluene(sim)	0.182	U	0.182	0.182	r
95-50-1	1,2-Dichlorobenzene(sim)	0.166	U	0.166	0.166	r
104-51-8	n-Butylbenzene(sim)	0.182	U	0.182	0.182	r
120-82-1	1,2,4-Trichlorobenzene(sim)	0.135	U	0.135	0.135	r
87-68-3	Hexachlorobutadiene(sim)	0.094	U	0.094	0.094	r

FORM I AIR

r=Result Reported U=Not Detected D=Reported Dilution E/J=Estimated Value X=Not Used S=Lab Solvent

Quantitation Report (QT Reviewed)

Data Path : H:\AIR2019\CHEM20\03MAR\07\
Data File : 0307_32.D
Acq On : 08 Mar 2019 09:28 am
Operator : CORTEX\ms
Client ID : CANISTER BLK 1461
Lab ID : CANISTER BLK 1461
ALS Vial : 1 Sample Multiplier: 1

Quant Time: Mar 12 11:29:24 2019
Quant Method : H:\AIR2019\CHEM20\METHODS\20_AIR_0307.M
Quant Title : VOA Standards for 5 point calibration
QLast Update : Thu Mar 07 23:15:08 2019
Response via : Initial Calibration

Compound	R.T.	QIon	Response	Conc	Units		Dev(Min)
Internal Standards							
1) Bromochloromethane	6.879	130	254582	10.000	ng		0.00
36) 1,4-Difluorobenzene	7.772	114	767566	10.000	ng		0.00
53) Chlorobenzene-d5	9.807	82	322878	10.000	ng		0.00
80) Bromochloromethane(sim)	6.874	130	323578	10.000	ng	#	0.00
94) 1,4-Difluorobenzene(sim)	7.775	114	821877	10.000	ng		0.00
104) Chlorobenzene-d5(sim)	9.810	82	308519	10.000	ng		0.00
System Monitoring Compounds							
62) % Bromofluorobenzene	10.596	95	436530	9.903	ppbv		0.00
Spiked Amount 10.000	Range 70 - 130		Recovery = 99.00%				
Target Compounds							Qvalue

(#)out of range (m)manual integration reviewed by analyst (+)signals summed

Data Path : H:\AIR2019\CHEM20\03MAR\07\
Data File : 0307_32.D
Acq On : 08 Mar 2019 09:28 am
Operator : CORTEX\ms
Client ID : CANISTER BLK 1461
Lab ID : CANISTER BLK 1461
ALS Vial : 1 Sample Multiplier: 1

Quant Time: Mar 12 11:29:24 2019
Quant Method : H:\AIR2019\CHEM20\METHODS\20_AIR_0307.M
Quant Title : VOA Standards for 5 point calibration
QLast Update : Thu Mar 07 23:15:08 2019
Response via : Initial Calibration

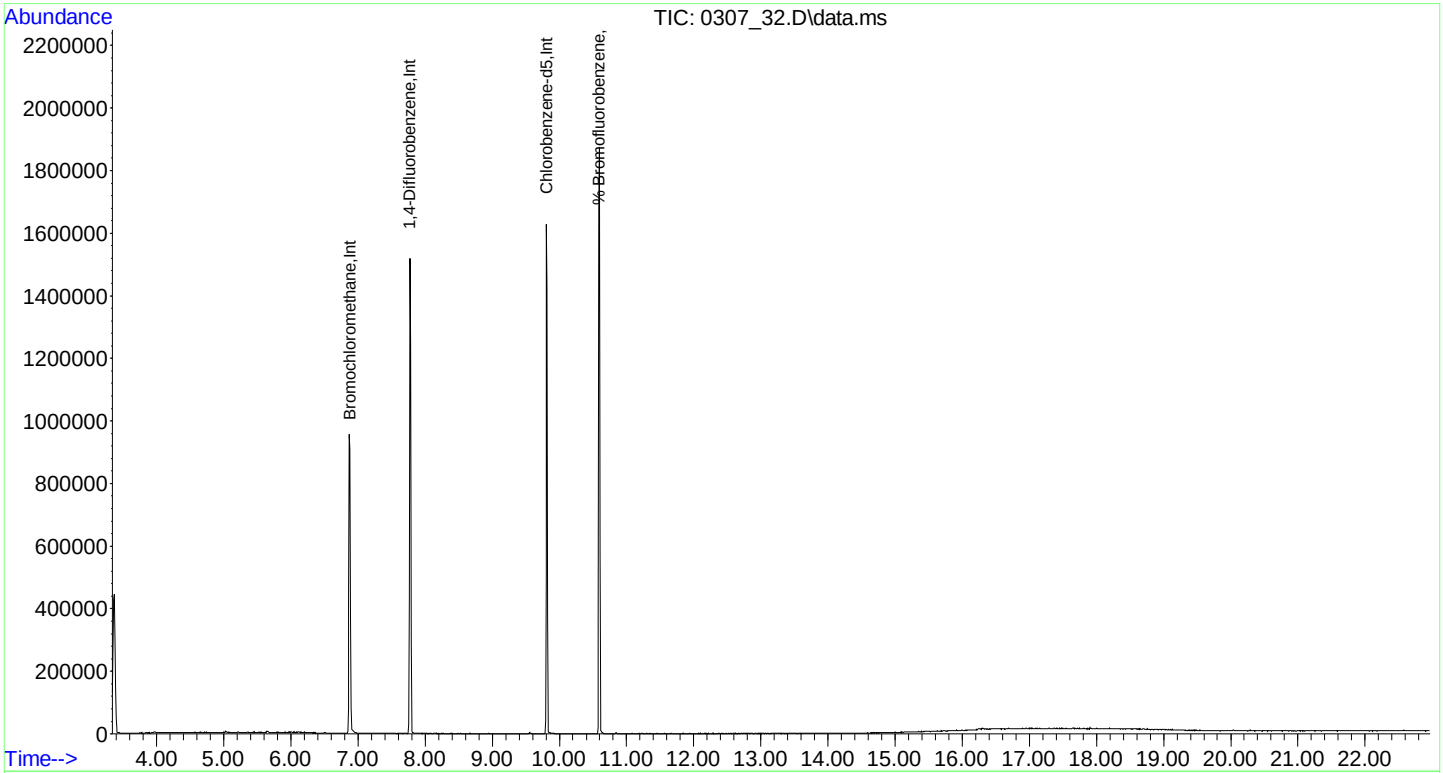

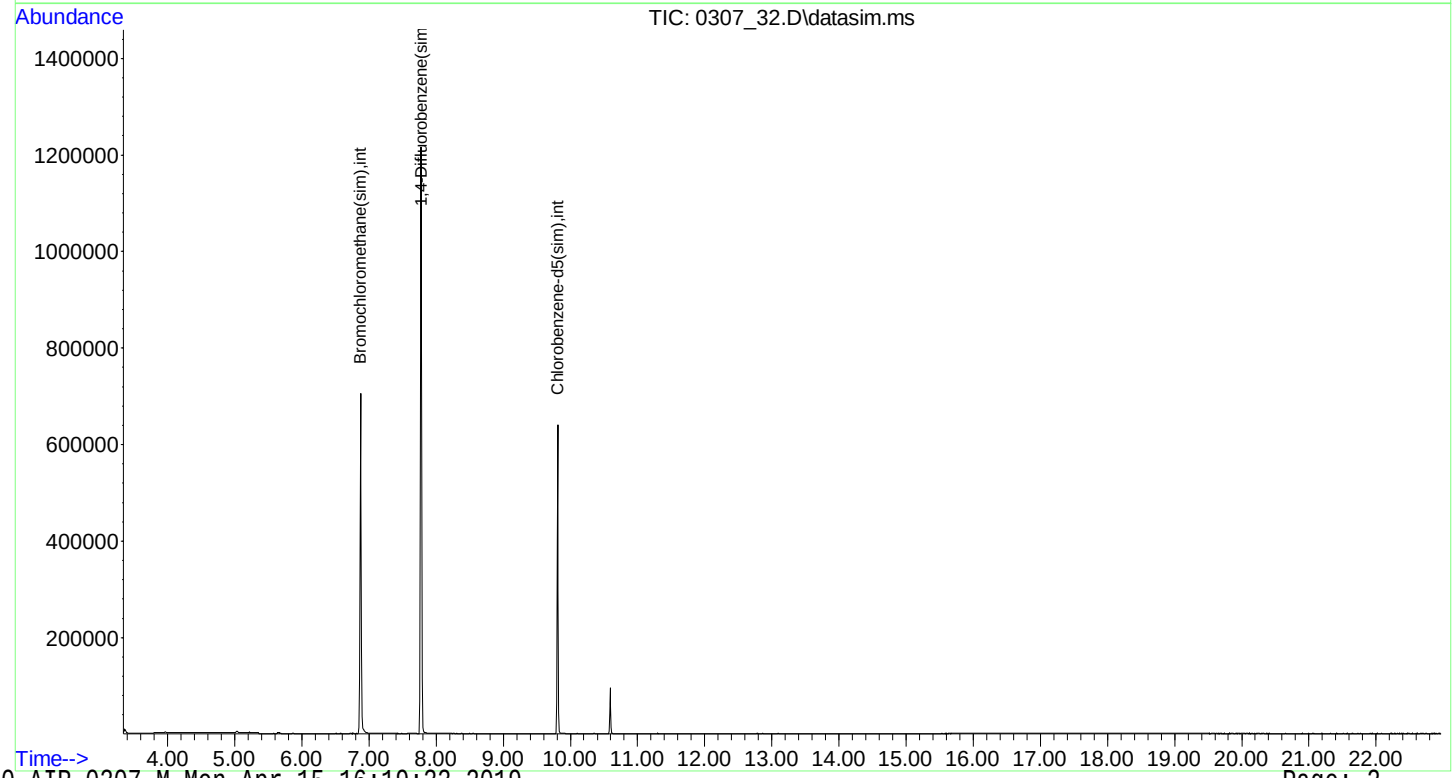

Canister Cleaning Certification

Batch Id: 1461
QC Canister Id: 838
Canister Ids: 19634, 19930, 21369, 28550, 28555, 28565, 28620, 462, 469, 496, 838, 9767

Certified: ☑
Certified Date: 3/8/2019 9:28:00 AM
Certified By: KCA
Certified Computer: AIRLAB
Sample Id: blk 1461

Comment: Initial vacuum of all canisters in this batch is -30 psig.

Data File: H:\AIR2019\CHEM20\03MAR\07\0307_32.D\0307_32-20_AIR_0307.rr

Analyte	Result (ppbv)	Analyte	Result (ppbv)
% Bromofluorobenzene	9.9028	1,1,1,2-Tetrachloroethane	0
1,1,1-Trichloroethane	0	1,1,1-Trichloroethane(sim)	0
1,1,2,2-Tetrachloroethane	0	1,1,2,2-Tetrachloroethane(sim)	0
1,1,2-Trichloroethane	0	1,1,2-Trichloroethane(sim)	0
1,1-Dichloroethane	0	1,1-Dichloroethane(sim)	0
1,1-Dichloroethene	0	1,1-Dichloroethene(sim)	0
1,2,4-Trichlorobenzene	0	1,2,4-Trichlorobenzene(sim)	0
1,2,4-Trimethylbenzene	0	1,2-Dibromoethane(EDB)	0
1,2-Dibromoethane(EDB)(sim)	0	1,2-Dichlorobenzene	0
1,2-Dichlorobenzene(sim)	0	1,2-Dichloroethane	0
1,2-Dichloroethane(sim)	0	1,2-dichloropropane	0
1,2-dichloropropane(sim)	0	1,2-Dichlorotetrafluoroethane	0
1,2-Dichlorotetrafluoroethane(sim)	0	1,3,5-Trimethylbenzene	0
1,3-Butadiene	0	1,3-Dichlorobenzene	0
1,3-Dichlorobenzene(sim)	0	1,4-Dichlorobenzene	0
1,4-Dichlorobenzene(sim)	0	1,4-Difluorobenzene	10
1,4-Difluorobenzene(sim)	10	1,4-Dioxane	0
1,4-Dioxane(sim)	0	2,2,4-trimethylpentane	0
2-Chlorotoluene	0	2-Hexanone(MBK)	0
4-Ethyltoluene	0	4-Isopropyltoluene	0
4-Isopropyltoluene(sim)	0	4-Methyl-2-pentanone(MIBK)	0
Acetone	0	Acrylonitrile	0
Allyl Chloride	0	Benzene	0
Benzyl chloride	0	Benzyl chloride(sim)	0
Bromochloromethane	10	Bromochloromethane(sim)	10
Bromodichloromethane	0	Bromodichloromethane(sim)	0
Bromoform	0	Bromoform(sim)	0
Bromomethane	0	Bromomethane(sim)	0
Carbon Disulfide	0	Carbon Tetrachloride	0
Carbon Tetrachloride(sim)	0	Chlorobenzene	0
Chlorobenzene-d5	10	Chlorobenzene-d5(sim)	10
Chloroethane	0	Chloroform	0
Chloroform(sim)	0	Chloromethane	0
Cis-1,2-Dichloroethene	0	Cis-1,2-Dichloroethene(sim)	0
cis-1,3-Dichloropropene	0	cis-1,3-Dichloropropene(sim)	0
Cyclohexane	0	Dibromochloromethane	0
Dibromochloromethane(sim)	0	Dichlorodifluoromethane	0
Ethanol	0	Ethyl acetate	0
Ethylbenzene	0	Heptane	0
Hexachlorobutadiene	0	Hexachlorobutadiene(sim)	0
Hexane	0	Isopropylalcohol	0
Isopropylbenzene	0	m,p-Xylene	0
m,p-Xylene(sim)	0	Methyl Ethyl Ketone	0
Methyl methacrylate	0	Methyl tert-butyl ether(MTBE)	0
Methylene Chloride	0	n-Butylbenzene	0
n-Butylbenzene(sim)	0	n-Propylbenzene	0

Canister Cleaning Certification

Batch Id: 1461
QC Canister Id: 838
Canister Ids: 19634, 19930, 21369, 28550, 28555, 28565, 28620, 462, 469, 496, 838, 9767

Certified: ☑
Certified Date: 3/8/2019 9:28:00 AM
Certified By: KCA
Certified Computer: AIRLAB
Sample Id: blk 1461

Comment: Initial vacuum of all canisters in this batch is -30 psig.

Data File: H:\AIR2019\CHEM20\03MAR\07\0307_32.D\0307_32-20_AIR_0307.rr

Analyte	Result (ppbv)	Analyte	Result (ppbv)
n-Propylbenzene(sim)	0	Naphthalene	0
Naphthalene(sim)	0	o-Xylene	0
Propylene	0	sec-Butylbenzene	0
sec-Butylbenzene(sim)	0	Styrene	0
tert-butyl alcohol	0	tert-butylbenzenze	0
tert-butylbenzenze(sim)	0	Tetrachloroethene	0
Tetrachloroethene(sim)	0	Tetrahydrofuran	0
Toluene	0	Trans-1,2-Dichloroethene	0
Trans-1,2-Dichloroethene(sim)	0	trans-1,3-Dichloropropene	0
Trichloroethene	0	Trichloroethene(sim)	0
Trichlorofluoromethane	0	Trichlorofluoromethane(sim)	0
Trichlorotrifluoroethane	0	Trichlorotrifluoroethane(sim)	0
Vinyl Bromide	0	Vinyl Chloride	0
Vinyl Chloride(sim)	0		

1

AIR ANALYSIS DATA SHEET

CLIENT ID: CANISTER BLK 1464

Client: NETC Lab: Phoenix Env. Labs

SDG No.: GCC81347 Lab Sample ID: CANISTER BLK 1464

Canister: CANBL Lab File ID: 0311_09.D

Instrument: CHEM24 Column: Date Received:

Purge Volume 200 (cc) Date Analyzed: 03/11/19

Matrix: AIR Dilution Factor: 1

CONCENTRATION UNITS: (ppbv or ug/m3) ppbv

CAS NO.	COMPOUND	CONC.	Q	MDL	PQL	R
115-07-1	Propylene	0.581	U	0.581	0.581	r
75-71-8	Dichlorodifluoromethane	0.202	U	0.202	0.202	r
74-87-3	Chloromethane	0.485	U	0.485	0.485	r
106-99-0	1,3-Butadiene	0.452	U	0.452	0.452	r
75-00-3	Chloroethane	0.379	U	0.379	0.379	r
64-17-5	Ethanol	0.531	U	0.531	0.531	r
67-64-1	Acetone	0.421	U	0.421	0.421	r
67-63-0	Isopropylalcohol	0.407	U	0.407	0.407	r
107-13-1	Acrylonitrile	0.461	U	0.461	0.461	r
75-09-2	Methylene Chloride	0.864	U	0.864	0.864	r
75-15-0	Carbon Disulfide	0.321	U	0.321	0.321	r
1634-04-4	Methyl tert-butyl ether(MTBE)	0.278	U	0.278	0.278	r
78-93-3	Methyl Ethyl Ketone	0.339	U	0.339	0.339	r
110-54-3	Hexane	0.284	U	0.284	0.284	r
141-78-6	Ethyl acetate	0.278	U	0.278	0.278	r
109-99-9	Tetrahydrofuran	0.339	U	0.339	0.339	r
71-43-2	Benzene	0.313	U	0.313	0.313	r
110-82-7	Cyclohexane	0.291	U	0.291	0.291	r
142-82-5	Heptane	0.244	U	0.244	0.244	r
108-10-1	4-Methyl-2-pentanone(MIBK)	0.244	U	0.244	0.244	r
10061-02-6	trans-1,3-Dichloropropene	0.220	U	0.220	0.220	r
108-88-3	Toluene	0.266	U	0.266	0.266	r
591-78-6	2-Hexanone(MBK)	0.244	U	0.244	0.244	r
108-90-7	Chlorobenzene	0.217	U	0.217	0.217	r
100-41-4	Ethylbenzene	0.230	U	0.230	0.230	r
100-42-5	Styrene	0.235	U	0.235	0.235	r
95-47-6	o-Xylene	0.230	U	0.230	0.230	r
98-82-8	Isopropylbenzene	0.204	U	0.204	0.204	r
622-96-8	4-Ethyltoluene	0.204	U	0.204	0.204	r
108-67-8	1,3,5-Trimethylbenzene	0.204	U	0.204	0.204	r
95-63-6	1,2,4-Trimethylbenzene	0.204	U	0.204	0.204	r
76-14-2	1,2-Dichlorotetrafluoroethane(sim)	0.143	U	0.143	0.143	r
75-01-4	Vinyl Chloride(sim)	0.078	U	0.078	0.078	r
74-83-9	Bromomethane(sim)	0.258	U	0.258	0.258	r
75-69-4	Trichlorofluoromethane(sim)	0.178	U	0.178	0.178	r
71-55-6	1,1,1-Trichloroethane(sim)	0.183	U	0.183	0.183	r

FORM I AIR

r=Result Reported U=Not Detected D=Reported Dilution E/J=Estimated Value X=Not Used S=Lab Solvent

1

AIR ANALYSIS DATA SHEET

CLIENT ID: CANISTER BLK 1464

Client: NETC Lab: Phoenix Env. Labs

SDG No.: GCC81347 Lab Sample ID: CANISTER BLK 1464

Canister: CANBL Lab File ID: 0311_09.D

Instrument: CHEM24 Column: Date Received:

Purge Volume 200 (cc) Date Analyzed: 03/11/19

Matrix: AIR Dilution Factor: 1

CONCENTRATION UNITS: (ppbv or ug/m3) ppbv

CAS NO.	COMPOUND	CONC.	Q	MDL	PQL	R
56-23-5	Carbon Tetrachloride(sim)	0.032	U	0.032	0.032	r
75-35-4	1,1-Dichloroethene(sim)	0.051	U	0.051	0.051	r
76-13-1	Trichlorotrifluoroethane(sim)	0.131	U	0.131	0.131	r
156-60-5	Trans-1,2-Dichloroethene(sim)	0.252	U	0.252	0.252	r
75-34-3	1,1-Dichloroethane(sim)	0.247	U	0.247	0.247	r
156-59-2	Cis-1,2-Dichloroethene(sim)	0.051	U	0.051	0.051	r
67-66-3	Chloroform(sim)	0.205	U	0.205	0.205	r
107-06-2	1,2-Dichloroethane(sim)	0.247	U	0.247	0.247	r
78-87-5	1,2-dichloropropane(sim)	0.217	U	0.217	0.217	r
75-27-4	Bromodichloromethane(sim)	0.149	U	0.149	0.149	r
79-01-6	Trichloroethene(sim)	0.037	U	0.037	0.037	r
123-91-1	1,4-Dioxane(sim)	0.278	U	0.278	0.278	r
10061-01-5	cis-1,3-Dichloropropene(sim)	0.220	U	0.220	0.220	r
79-00-5	1,1,2-Trichloroethane(sim)	0.183	U	0.183	0.183	r
124-48-1	Dibromochloromethane(sim)	0.117	U	0.117	0.117	r
106-93-4	1,2-Dibromoethane(EDB)(sim)	0.130	U	0.130	0.130	r
127-18-4	Tetrachloroethene(sim)	0.037	U	0.037	0.037	r
75-25-2	Bromoform(sim)	0.097	U	0.097	0.097	r
630-20-6	1,1,1,2-Tetrachloroethane(sim)	0.146	U	0.146	0.146	r
179601-23-1	m,p-Xylene(sim)	0.230	U	0.230	0.230	r
79-34-5	1,1,2,2-Tetrachloroethane(sim)	0.146	U	0.146	0.146	r
100-44-7	Benzyl chloride(sim)	0.193	U	0.193	0.193	r
541-73-1	1,3-Dichlorobenzene(sim)	0.166	U	0.166	0.166	r
106-46-7	1,4-Dichlorobenzene(sim)	0.166	U	0.166	0.166	r
135-98-8	sec-Butylbenzene(sim)	0.182	U	0.182	0.182	r
99-87-6	4-Isopropyltoluene(sim)	0.182	U	0.182	0.182	r
95-50-1	1,2-Dichlorobenzene(sim)	0.166	U	0.166	0.166	r
104-51-8	n-Butylbenzene(sim)	0.182	U	0.182	0.182	r
120-82-1	1,2,4-Trichlorobenzene(sim)	0.135	U	0.135	0.135	r
87-68-3	Hexachlorobutadiene(sim)	0.094	U	0.094	0.094	r

FORM I AIR

r=Result Reported U=Not Detected D=Reported Dilution E/J=Estimated Value X=Not Used S=Lab Solvent

Quantitation Report (QT Reviewed)

Data Path : H:\AIR2019\CHEM24\03MAR\11\
Data File : 0311_09.D
Acq On : 11 Mar 2019 7:23 pm
Operator : Keith
Client ID : CANISTER BLK 1464
Lab ID : CANISTER BLK 1464
ALS Vial : 10 Sample Multiplier: 1

Quant Time: Mar 12 10:29:56 2019
Quant Method : H:\AIR2019\CHEM24\METHODS\24AIR_0228.M
Quant Title : VOA Standards for 5 point calibration
QLast Update : Thu Feb 28 18:27:26 2019
Response via : Initial Calibration

Compound	R.T.	QIon	Response	Conc	Units		Dev(Min)
Internal Standards							
1) Bromochloromethane	5.615	130	247937	10.000	ng		0.00
36) 1,4-Difluorobenzene	7.521	114	657267	10.000	ng		0.00
53) Chlorobenzene-d5	11.072	82	333293	10.000	ng		0.00
80) Bromochloromethane(sim)	5.615	130	247937	10.000	ng		0.00
94) 1,4-Difluorobenzene(sim)	7.521	114	657267	10.000	ng		0.00
104) Chlorobenzene-d5(sim)	11.072	82	333293	10.000	ng	#	0.00
System Monitoring Compounds							
62) % Bromofluorobenzene	12.544	95	439766	9.458	ppbv		0.00
Spiked Amount 10.000	Range 70 - 130		Recovery = 94.60%				
Target Compounds							Qvalue

(#)out of range (m)manual integration reviewed by analyst (+)signals summed

Quantitation Report (QT Reviewed)

Data Path : H:\AIR2019\CHEM24\03MAR\11\
Data File : 0311_09.D
Acq On : 11 Mar 2019 7:23 pm
Operator : Keith
Client ID : CANISTER BLK 1464
Lab ID : CANISTER BLK 1464
ALS Vial : 10 Sample Multiplier: 1

Quant Time: Mar 12 10:29:56 2019
Quant Method : H:\AIR2019\CHEM24\METHODS\24AIR_0228.M
Quant Title : VOA Standards for 5 point calibration
QLast Update : Thu Feb 28 18:27:26 2019
Response via : Initial Calibration

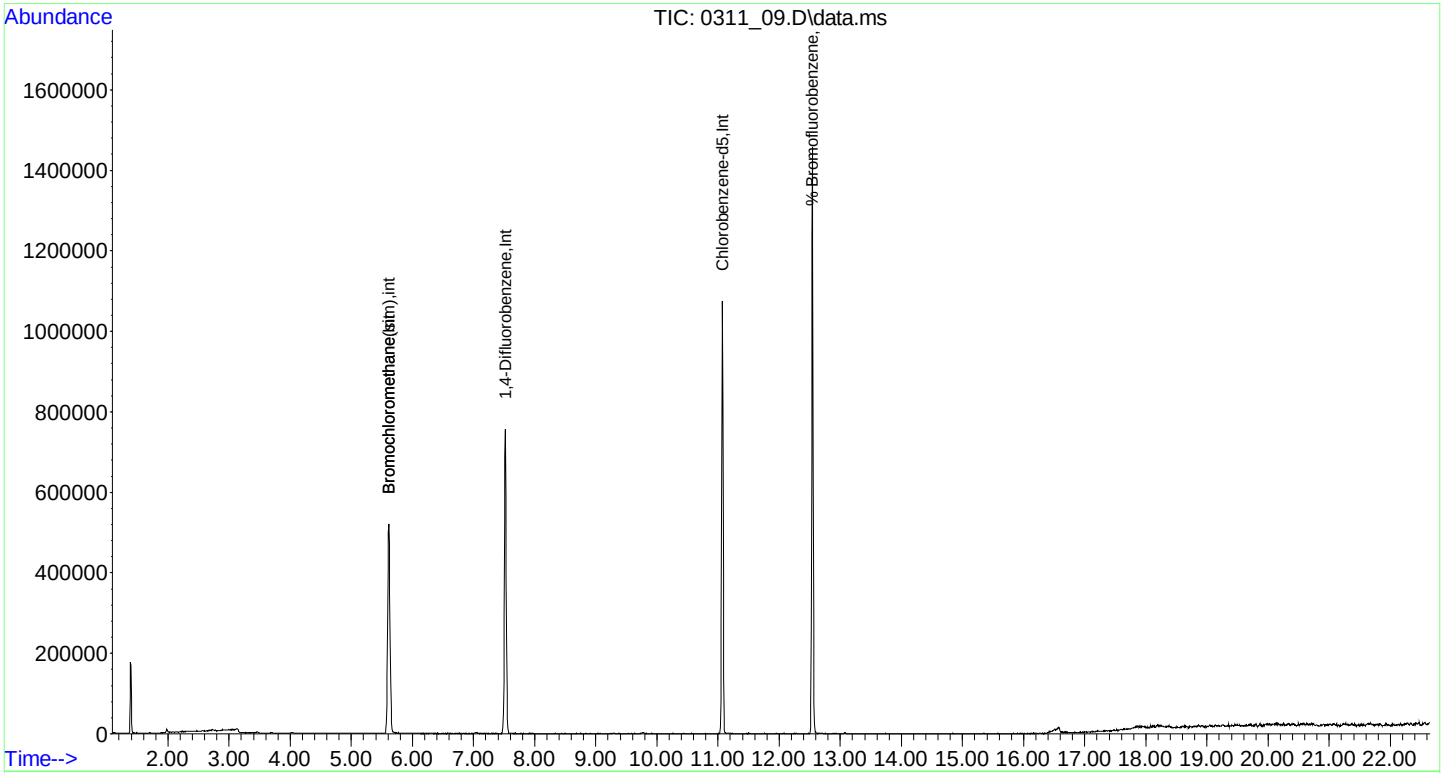

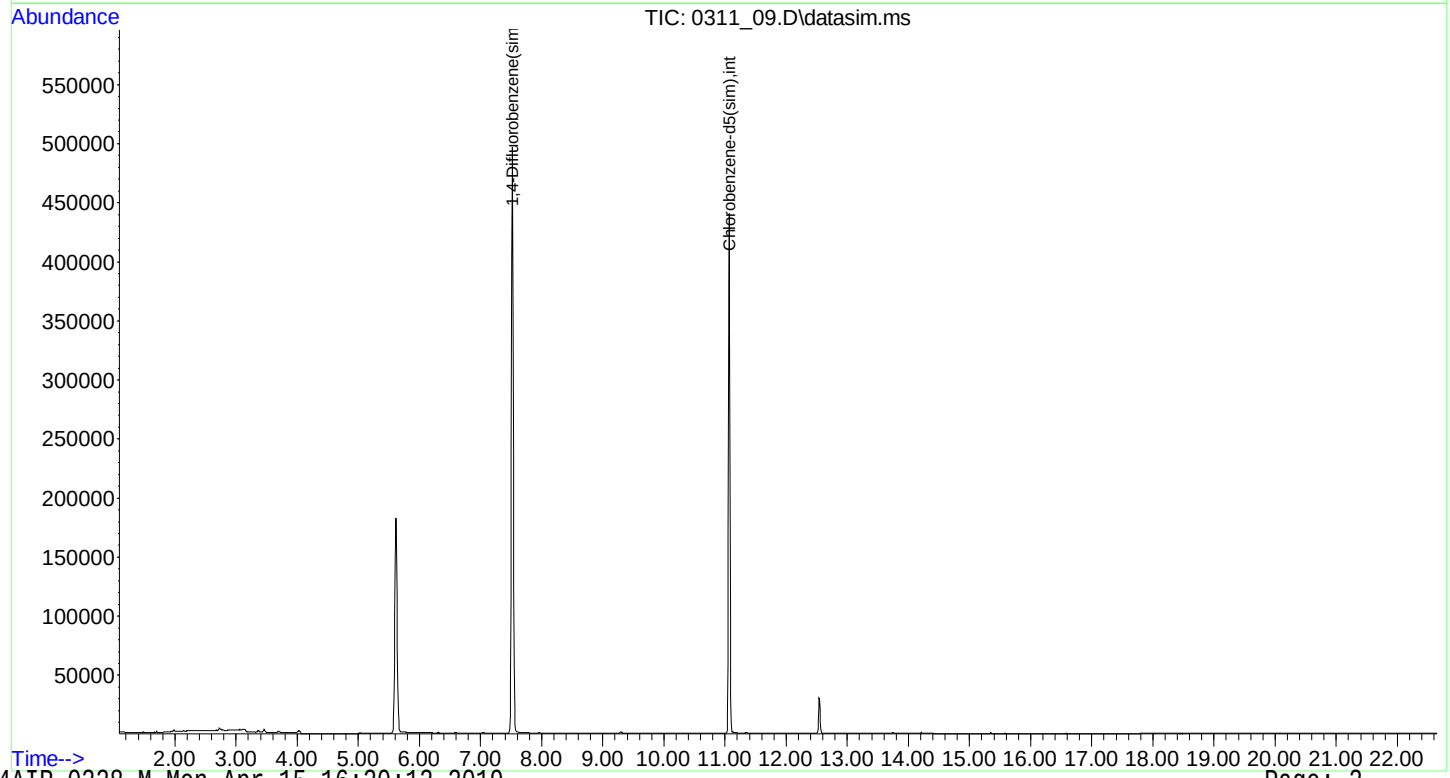

Canister Cleaning Certification

Batch Id: 1464

QC Canister Id: 813

Canister Ids: 13651, 19633, 21318, 23334, 23335, 28587, 28594, 28606, 474, 487, 491, 813

Certified: ☑

Certified Date: 3/11/2019 7:23:00 PM

Certified By: KCA

Certified Computer: AIRLAB

Sample Id: blk 1464

Comment: Initial vacuum of all canisters in this batch is -30 psig.

Data File: H:\AIR2019\CHEM24\03MAR\11\0311_09.D\0311_09-24AIR_0228.rr

Analyte	Result (ppbv)	Analyte	Result (ppbv)
% Bromofluorobenzene	9.4581	1,1,1,2-Tetrachloroethane	0
1,1,1,2-Tetrachloroethane(sim)	0	1,1,1-Trichloroethane	0
1,1,1-Trichloroethane(sim)	0	1,1,2,2-Tetrachloroethane	0
1,1,2,2-Tetrachloroethane(sim)	0	1,1,2-Trichloroethane	0
1,1,2-Trichloroethane(sim)	0	1,1-Dichloroethane	0
1,1-Dichloroethane(sim)	0	1,1-Dichloroethene	0
1,1-Dichloroethene(sim)	0	1,2,4-Trichlorobenzene	0
1,2,4-Trichlorobenzene(sim)	0	1,2,4-Trimethylbenzene	0
1,2-Dibromoethane(EDB)	0	1,2-Dibromoethane(EDB)(sim)	0
1,2-Dichlorobenzene	0	1,2-Dichlorobenzene(sim)	0
1,2-Dichloroethane	0	1,2-Dichloroethane(sim)	0
1,2-dichloropropane	0	1,2-dichloropropane(sim)	0
1,2-Dichlorotetrafluoroethane	0	1,2-Dichlorotetrafluoroethane(sim)	0
1,3,5-Trimethylbenzene	0	1,3-Butadiene	0
1,3-Dichlorobenzene	0	1,3-Dichlorobenzene(sim)	0
1,4-Dichlorobenzene	0	1,4-Dichlorobenzene(sim)	0
1,4-Difluorobenzene	10	1,4-Difluorobenzene(sim)	10
1,4-Dioxane	0	1,4-Dioxane(sim)	0
2,2,4-trimethylpentane	0	2-Chlorotoluene	0
2-Hexanone(MBK)	0	4-Ethyltoluene	0
4-Isopropyltoluene	0	4-Isopropyltoluene(sim)	0
4-Methyl-2-pentanone(MIBK)	0	Acetone	0
Acrylonitrile	0	Allyl Chloride	0
Benzene	0	Benzyl chloride	0
Benzyl chloride(sim)	0	Bromochloromethane	10
Bromochloromethane(sim)	10	Bromodichloromethane	0
Bromodichloromethane(sim)	0	Bromoform	0
Bromoform(sim)	0	Bromomethane	0
Bromomethane(sim)	0	Carbon Disulfide	0
Carbon Tetrachloride	0	Carbon Tetrachloride(sim)	0
Chlorobenzene	0	Chlorobenzene-d5	10
Chlorobenzene-d5(sim)	10	Chloroethane	0
Chloroform	0	Chloroform(sim)	0
Chloromethane	0	Cis-1,2-Dichloroethene	0
Cis-1,2-Dichloroethene(sim)	0	cis-1,3-Dichloropropene	0
cis-1,3-Dichloropropene(sim)	0	Cyclohexane	0
Dibromochloromethane	0	Dibromochloromethane(sim)	0
Dichlorodifluoromethane	0	Ethanol	0
Ethyl acetate	0	Ethylbenzene	0
Heptane	0	Hexachlorobutadiene	0
Hexachlorobutadiene(sim)	0	Hexane	0
Isopropylalcohol	0	Isopropylbenzene	0
m,p-Xylene	0	m,p-Xylene(sim)	0
Methyl Ethyl Ketone	0	Methyl methacrylate	0
Methyl tert-butyl ether(MTBE)	0	Methylene Chloride	0
n-Butylbenzene	0	n-Butylbenzene(sim)	0

Canister Cleaning Certification

Batch Id: 1464
QC Canister Id: 813
Canister Ids: 13651, 19633, 21318, 23334, 23335, 28587, 28594, 28606, 474, 487, 491, 813

Certified: ☑
Certified Date: 3/11/2019 7:23:00 PM
Certified By: KCA
Certified Computer: AIRLAB
Sample Id: blk 1464

Comment: Initial vacuum of all canisters in this batch is -30 psig.

Data File: H:\AIR2019\CHEM24\03MAR\11\0311_09.D\0311_09-24AIR_0228.rr

Analyte	Result (ppbv)	Analyte	Result (ppbv)
n-Propylbenzene	0	n-Propylbenzene(sim)	0
Naphthalene	0	o-Xylene	0
Propylene	0	sec-Butylbenzene	0
sec-Butylbenzene(sim)	0	Styrene	0
tert-butyl alcohol	0	tert-butylbenzenze	0
tert-butylbenzenze(sim)	0	Tetrachloroethene	0
Tetrachloroethene(sim)	0	Tetrahydrofuran	0
Toluene	0	Trans-1,2-Dichloroethene	0
Trans-1,2-Dichloroethene(sim)	0	trans-1,3-Dichloropropene	0
Trichloroethene	0	Trichloroethene(sim)	0
Trichlorofluoromethane	0	Trichlorofluoromethane(sim)	0
Trichlorotrifluoroethane	0	Trichlorotrifluoroethane(sim)	0
Vinyl Bromide	0	Vinyl Chloride	0
Vinyl Chloride(sim)	0		

Injection Log

Data Directory: H:\AIR2019\CHEM20\03MAR\07\

Line	Vl	FileName	SampleName	MiscInfo	Injection Time
1)	0	0307_36.D	xxxxxxxxxx		N/A
2)	1	0307_01.D	xxxxxxxxxx		03/07/19 12:17
3)	1	0307_01A.D	xxxxxxxxxx		03/07/19 12:58
4)	1	0307_02.D	xxxxxxxxxx		03/07/19 13:33
5)	1	0307_03.D	xxxxxxxxxx		03/07/19 14:09
6)	1	0307_04.D	xxxxxxxxxx		03/07/19 14:46
7)	1	0307_05.D	xxxxxxxxxx		03/07/19 15:24
8)	1	0307_06.D	xxxxxxxxxx		03/07/19 16:02
9)	1	0307_07.D	xxxxxxxxxx		03/07/19 16:40
10)	1	0307_08.D	xxxxxxxxxx		03/07/19 17:18
11)	1	0307_09.D	xxxxxxxxxx		03/07/19 17:59
12)	1	0307_10.D	xxxxxxxxxx		03/07/19 18:38
13)	1	0307_11.D	xxxxxxxxxx		03/07/19 19:19
14)	1	0307_12.D	xxxxxxxxxx		03/07/19 19:57
15)	1	0307_13.D	xxxxxxxxxx		03/07/19 20:36
16)	1	0307_14.D	xxxxxxxxxx		03/07/19 21:17
17)	1	0307_15.D	xxxxxxxxxx		03/07/19 22:00
18)	1	0307_16.D	xxxxxxxxxx		03/07/19 22:41
19)	1	0307_17.D	xxxxxxxxxx		03/07/19 23:17
20)	1	0307_18.D	xxxxxxxxxx		03/07/19 23:52
21)	1	0307_19.D	xxxxxxxxxx		03/08/19 0:33
22)	1	0307_20.D	xxxxxxxxxx		03/08/19 1:14
23)	1	0307_21.D	xxxxxxxxxx		03/08/19 1:55
24)	1	0307_22.D	xxxxxxxxxx		03/08/19 2:36
25)	1	0307_23.D	xxxxxxxxxx		03/08/19 3:17
26)	1	0307_24.D	xxxxxxxxxx		03/08/19 3:58
27)	1	0307_25.D	xxxxxxxxxx		03/08/19 4:39
28)	1	0307_26.D	xxxxxxxxxx		03/08/19 5:21
29)	1	0307_27.D	xxxxxxxxxx		03/08/19 6:02
30)	1	0307_28.D	xxxxxxxxxx		03/08/19 6:43
31)	1	0307_29.D	xxxxxxxxxx		03/08/19 7:25
32)	1	0307_30.D	xxxxxxxxxx		03/08/19 8:06
33)	1	0307_31.D	xxxxxxxxxx		03/08/19 8:47
34)	1	0307_32.D	CANISTER BLK 1461	CANISTER BLK 1461	03/08/19 9:28
35)	1	0307_33.D	xxxxxxxxxx		03/08/19 10:09
36)	1	0307_34.D	xxxxxxxxxx		03/08/19 10:48
37)	1	0307_35.D	xxxxxxxxxx		03/08/19 11:26

Injection Log

Data Directory: H:\AIR2019\CHEM24\03MAR\03\

Line	Vl	FileName	SampleName	MiscInfo	Injection Time
1)	0	0306_28.D	xxxxxxxxxx		N/A
2)	1	0303_01.D	xxxxxxxxxx		03/03/19 9:59
3)	2	0303_02.D	xxxxxxxxxx		03/03/19 10:33
4)	3	0303_03.D	xxxxxxxxxx		03/03/19 11:08
5)	6	0303_04.D	xxxxxxxxxx		03/03/19 11:46
6)	6	0303_05.D	xxxxxxxxxx		03/03/19 12:20
7)	7	0303_06.D	xxxxxxxxxx		03/03/19 12:53
8)	8	0303_07.D	xxxxxxxxxx		03/03/19 13:25
9)	9	0303_08.D	xxxxxxxxxx		03/03/19 14:02
10)	10	0303_09.D	xxxxxxxxxx		03/03/19 14:40
11)	11	0303_10.D	xxxxxxxxxx		03/03/19 15:18
12)	12	0303_11.D	xxxxxxxxxx		03/03/19 15:55
13)	13	0303_12.D	xxxxxxxxxx		03/03/19 16:33
14)	14	0303_13.D	xxxxxxxxxx		03/03/19 17:10
15)	15	0303_14.D	xxxxxxxxxx		03/03/19 17:47
16)	16	0303_15.D	xxxxxxxxxx		03/03/19 18:25
17)	17	0303_16.D	xxxxxxxxxx		03/03/19 19:03
18)	18	0303_17.D	xxxxxxxxxx		03/03/19 19:40
19)	19	0303_18.D	xxxxxxxxxx		03/03/19 20:12
20)	20	0303_19.D	xxxxxxxxxx		03/03/19 20:50
21)	21	0303_20.D	xxxxxxxxxx		03/03/19 21:27
22)	22	0303_21.D	xxxxxxxxxx		03/03/19 22:05
23)	23	0303_22.D	xxxxxxxxxx		03/03/19 22:42
24)	24	0303_23.D	xxxxxxxxxx		03/03/19 23:18
25)	25	0303_24.D	xxxxxxxxxx		03/04/19 0:41
26)	26	0303_25.D	xxxxxxxxxx		03/04/19 1:18
27)	27	0303_26.D	xxxxxxxxxx		03/04/19 1:56
28)	28	0304_01.D	xxxxxxxxxx		03/04/19 2:30
29)	29	0304_02.D	xxxxxxxxxx		03/04/19 3:05
30)	30	0304_03.D	xxxxxxxxxx		03/04/19 3:42
31)	31	0304_04.D	xxxxxxxxxx		03/04/19 4:17
32)	32	0304_05.D	xxxxxxxxxx		03/04/19 4:49
33)	33	0304_06.D	xxxxxxxxxx		03/04/19 5:21
34)	34	0304_07.D	xxxxxxxxxx		03/04/19 10:30
35)	35	0304_08.D	xxxxxxxxxx		03/04/19 11:20
36)	36	0304_09.D	xxxxxxxxxx		03/04/19 12:07
37)	37	0304_10.D	xxxxxxxxxx		03/04/19 12:41
38)	38	0304_11.D	xxxxxxxxxx		03/04/19 13:15
39)	39	0304_12.D	xxxxxxxxxx		03/04/19 13:49
40)	40	0304_13.D	xxxxxxxxxx		03/04/19 14:23
41)	41	0304_14.D	xxxxxxxxxx		03/04/19 15:01
42)	42	0304_15.D	xxxxxxxxxx		03/04/19 15:39
43)	43	0304_16.D	xxxxxxxxxx		03/04/19 16:17
44)	44	0304_17.D	xxxxxxxxxx		03/04/19 16:55
45)	45	0304_18.D	xxxxxxxxxx		03/04/19 17:33
46)	46	0304_19.D	xxxxxxxxxx		03/04/19 18:11
47)	47	0304_20.D	xxxxxxxxxx		03/04/19 18:56
48)	48	0304_21.D	xxxxxxxxxx		03/04/19 19:32
49)	49	0304_22.D	xxxxxxxxxx		03/04/19 20:06
50)	50	0304_23.D	xxxxxxxxxx		03/04/19 20:40
51)	51	0304_24.D	xxxxxxxxxx		03/04/19 21:13
52)	52	0304_25.D	xxxxxxxxxx		03/04/19 21:51
53)	53	0304_26.D	xxxxxxxxxx		03/04/19 22:29
54)	54	0304_27.D	xxxxxxxxxx		03/04/19 23:06
55)	55	0304_28.D	xxxxxxxxxx		03/04/19 23:44
56)	56	0304_29.D	xxxxxxxxxx		03/05/19 0:17
57)	57	0304_30.D	xxxxxxxxxx		03/05/19 0:51
58)	58	0304_31.D	xxxxxxxxxx		03/05/19 1:25
59)	59	0304_32.D	xxxxxxxxxx		03/05/19 1:59
60)	60	0304_33.D	xxxxxxxxxx		03/05/19 2:37
61)	61	0304_34.D	xxxxxxxxxx		03/05/19 3:11
62)	62	0304_35.D	xxxxxxxxxx		03/05/19 3:43
63)	63	0304_36.D	xxxxxxxxxx		03/05/19 4:15
64)	64	0304_37.D	xxxxxxxxxx		03/05/19 4:49
65)	65	0304_38.D	xxxxxxxxxx		03/05/19 5:23
66)	66	0304_39.D	xxxxxxxxxx		03/05/19 5:56
67)	67	0304_40.D	xxxxxxxxxx		03/05/19 6:29
68)	68	0304_41.D	xxxxxxxxxx		03/05/19 9:26

69)	69	0304_42.D	xxxxxxxxxx		03/05/19 10:04
70)	70	0304_43.D	xxxxxxxxxx		03/05/19 10:38
71)	71	0304_44.D	xxxxxxxxxx		03/05/19 11:16
72)	72	0304_45.D	xxxxxxxxxx		03/05/19 11:50
73)	73	0304_46.D	xxxxxxxxxx		03/05/19 12:25
74)	74	0304_47.D	xxxxxxxxxx		03/05/19 13:16
75)	75	0304_48.D	xxxxxxxxxx		03/05/19 13:54
76)	76	0304_49.D	xxxxxxxxxx		03/05/19 15:46
77)	77	0304_50.D	xxxxxxxxxx		03/05/19 16:38
78)	78	0304_51.D	xxxxxxxxxx		03/05/19 17:16
79)	79	0304_52.D	xxxxxxxxxx		03/05/19 17:54
80)	80	0304_53.D	xxxxxxxxxx		03/05/19 18:32
81)	81	0304_54.D	xxxxxxxxxx		03/05/19 19:26
82)	82	0304_55.D	xxxxxxxxxx		03/05/19 20:04
83)	83	0304_56.D	xxxxxxxxxx		03/05/19 20:41
84)	84	0304_57.D	xxxxxxxxxx		03/05/19 21:14
85)	85	0304_58.D	xxxxxxxxxx		03/05/19 21:48
86)	86	0304_59.D	xxxxxxxxxx		03/05/19 22:20
87)	87	0305_01.D	xxxxxxxxxx		03/05/19 22:53
88)	88	0305_02.D	xxxxxxxxxx		03/05/19 23:27
89)	89	0305_03.D	xxxxxxxxxx		03/06/19 0:01
90)	90	0305_04.D	xxxxxxxxxx		03/06/19 0:39
91)	91	0305_05.D	xxxxxxxxxx		03/06/19 1:14
92)	92	0305_06.D	xxxxxxxxxx		03/06/19 1:46
93)	93	0305_07.D	xxxxxxxxxx		03/06/19 2:19
94)	94	0305_08.D	xxxxxxxxxx		03/06/19 2:56
95)	95	0305_09.D	xxxxxxxxxx		03/06/19 3:34
96)	96	0305_10.D	xxxxxxxxxx		03/06/19 4:11
97)	97	0305_11.D	xxxxxxxxxx		03/06/19 4:44
98)	98	0305_12.D	xxxxxxxxxx		03/06/19 5:16
99)	98	0305_13.D	xxxxxxxxxx		03/06/19 5:53
100)	99	0305_14.D	xxxxxxxxxx		03/06/19 6:30
101)	100	0305_15.D	xxxxxxxxxx		03/06/19 7:07
102)	101	0305_16.D	xxxxxxxxxx		03/06/19 7:44
103)	102	0305_17.D	xxxxxxxxxx		03/06/19 8:21
104)	103	0305_18.D	xxxxxxxxxx		03/06/19 8:58
105)	104	0305_19.D	xxxxxxxxxx		03/06/19 9:36
106)	105	0305_20.D	xxxxxxxxxx		03/06/19 10:13
107)	106	0305_21.D	xxxxxxxxxx		03/06/19 11:48
108)	107	0305_22.D	xxxxxxxxxx		03/06/19 12:40
109)	108	0305_23.D	xxxxxxxxxx		03/06/19 13:18
110)	109	0305_24.D	xxxxxxxxxx		03/06/19 13:55
111)	110	0305_25.D	xxxxxxxxxx		03/06/19 14:33
112)	111	0305_26.D	xxxxxxxxxx		03/06/19 15:10
113)	112	0305_27.D	xxxxxxxxxx		03/06/19 15:53
114)	113	0305_28.D	xxxxxxxxxx		03/06/19 16:30
115)	114	0305_29.D	xxxxxxxxxx		03/06/19 17:07
116)	115	0305_30.D	xxxxxxxxxx		03/06/19 17:39
117)	116	0305_31.D	xxxxxxxxxx		03/06/19 18:12
118)	117	0305_32.D	xxxxxxxxxx		03/06/19 18:44
119)	118	0305_33.D	xxxxxxxxxx		03/06/19 19:32
120)	119	0305_34.D	xxxxxxxxxx		03/06/19 20:09
121)	120	0305_35.D	xxxxxxxxxx		03/06/19 20:46
122)	121	0305_36.D	xxxxxxxxxx		03/06/19 21:23
123)	122	0305_37.D	xxxxxxxxxx		03/06/19 22:01
124)	123	0306_01.D	xxxxxxxxxx		03/06/19 22:35
125)	124	0306_02.D	xxxxxxxxxx		03/06/19 23:09
126)	125	0306_03.D	xxxxxxxxxx		03/06/19 23:45
127)	126	0306_04.D	xxxxxxxxxx		03/07/19 0:19
128)	127	0306_05.D	xxxxxxxxxx		03/07/19 0:50
129)	128	0306_06.D	xxxxxxxxxx		03/07/19 1:22
130)	129	0306_07.D	xxxxxxxxxx		03/07/19 1:58
131)	130	0306_08.D	xxxxxxxxxx		03/07/19 2:35
132)	131	0306_09.D	CANISTER BLK 1460	CANISTER BLK 1460	03/07/19 3:12
133)	132	0306_10.D	xxxxxxxxxx		03/07/19 3:49
134)	133	0306_11.D	xxxxxxxxxx		03/07/19 4:22
135)	134	0306_12.D	xxxxxxxxxx		03/07/19 4:59
136)	135	0306_13.D	xxxxxxxxxx		03/07/19 5:35
137)	136	0306_14.D	xxxxxxxxxx		03/07/19 6:12
138)	137	0306_15.D	xxxxxxxxxx		03/07/19 6:49
139)	138	0306_16.D	xxxxxxxxxx		03/07/19 7:26
140)	139	0306_17.D	xxxxxxxxxx		03/07/19 8:03
141)	140	0306_18.D	xxxxxxxxxx		03/07/19 8:43
142)	141	0306_19.D	xxxxxxxxxx		03/07/19 9:20
143)	142	0306_20.D	xxxxxxxxxx		03/07/19 9:57

144)	143	0306_21.D	xxxxxxxxxx	03/07/19 10:34
145)	144	0306_22.D	xxxxxxxxxx	03/07/19 11:11
146)	145	0306_23.D	xxxxxxxxxx	03/07/19 11:58
147)	146	0306_24.D	xxxxxxxxxx	03/07/19 12:30
148)	147	0306_25.D	xxxxxxxxxx	03/07/19 13:02
149)	148	0306_26.D	xxxxxxxxxx	03/07/19 13:35
150)	149	0306_27.D	xxxxxxxxxx	03/07/19 14:08
151)	151	0306_29.D	xxxxxxxxxx	03/07/19 15:14
152)	152	0306_30.D	xxxxxxxxxx	03/07/19 15:51
153)	153	0306_31.D	xxxxxxxxxx	03/07/19 16:24
154)	154	0306_32.D	xxxxxxxxxx	03/07/19 16:57
155)	155	0306_33.D	xxxxxxxxxx	03/07/19 17:30
156)	156	0306_34.D	xxxxxxxxxx	03/07/19 18:03
157)	157	0306_35.D	xxxxxxxxxx	03/07/19 18:36
158)	158	0306_36.D	xxxxxxxxxx	03/07/19 19:13
159)	159	0306_37.D	xxxxxxxxxx	03/07/19 19:46
160)	160	0306_38.D	xxxxxxxxxx	03/07/19 20:23
161)	161	0306_39.D	xxxxxxxxxx	03/07/19 21:00
162)	162	0306_40.D	xxxxxxxxxx	03/07/19 21:30
163)	163	0306_41.D	xxxxxxxxxx	03/07/19 22:02
164)	164	0306_42.D	xxxxxxxxxx	03/07/19 22:33

Injection Log

Data Directory: H:\AIR2019\CHEM24\03MAR\11\

Line	Vl	FileName	SampleName	MiscInfo	Injection Time
1)	0	0311_23.D	xxxxxxxxxx		N/A
2)	1	0311_01.D	xxxxxxxxxx		03/11/19 14:00
3)	2	0311_02.D	xxxxxxxxxx		03/11/19 14:32
4)	3	0311_03.D	xxxxxxxxxx		03/11/19 15:51
5)	6	0311_04.D	xxxxxxxxxx		03/11/19 16:28
6)	6	0311_05.D	xxxxxxxxxx		03/11/19 17:03
7)	7	0311_06.D	xxxxxxxxxx		03/11/19 17:34
8)	8	0311_07.D	xxxxxxxxxx		03/11/19 18:06
9)	9	0311_08.D	xxxxxxxxxx		03/11/19 18:46
10)	10	0311_09.D	CANISTER BLK 1464	CANISTER BLK 1464	03/11/19 19:23
11)	11	0311_10.D	xxxxxxxxxx		03/11/19 20:00
12)	12	0311_11.D	xxxxxxxxxx		03/11/19 20:34
13)	13	0311_12.D	xxxxxxxxxx		03/11/19 21:06
14)	14	0311_13.D	xxxxxxxxxx		03/11/19 21:39
15)	15	0311_14.D	xxxxxxxxxx		03/11/19 22:12
16)	16	0311_15.D	xxxxxxxxxx		03/11/19 22:45
17)	17	0311_16.D	xxxxxxxxxx		03/11/19 23:22
18)	18	0311_17.D	xxxxxxxxxx		03/11/19 23:59
19)	19	0311_18.D	xxxxxxxxxx		03/12/19 0:32
20)	20	0311_19.D	xxxxxxxxxx		03/12/19 1:04
21)	21	0311_20.D	xxxxxxxxxx		03/12/19 1:36
22)	22	0311_21.D	xxxxxxxxxx		03/12/19 2:09
23)	23	0311_22.D	xxxxxxxxxx		03/12/19 2:43

Injection Log

Data Directory: H:\AIR2019\CHEM24\03MAR\20\

Line	Vl	FileName	SampleName	MiscInfo	Injection Time
1)	0	0321_34.D	xxxxxxxxxx		N/A
2)	1	0320_01.D	xxxxxxxxxx		03/20/19 22:13
3)	2	0320_02.D	xxxxxxxxxx		03/20/19 22:45
4)	2	0320_03.D	BFB	0/0	03/20/19 23:18
5)	3	0320_04.D	ICAL 0.02	0.02 ppbV	03/20/19 23:50
6)	4	0320_05.D	ICAL 0.035	0.035 ppbV	03/21/19 0:23
7)	5	0320_06.D	ICAL 0.05	0.05 ppbV	03/21/19 0:55
8)	6	0320_07.D	ICAL 0.1	0.10 ppbV	03/21/19 1:28
9)	7	0320_08.D	ICAL 0.2	0.2 ppbv	03/21/19 2:03
10)	8	0320_09.D	ICAL 0.5	0.5ppbv	03/21/19 2:40
11)	9	0320_10.D	ICAL 1	1.0 ppbV	03/21/19 3:14
12)	10	0320_11.D	ICAL 2.5	2.5 ppbV	03/21/19 3:51
13)	11	0320_12.D	ICAL 5	5.0 ppbV	03/21/19 4:25
14)	12	0320_13.D	ICAL 10	10 ppbV	03/21/19 4:59
15)	13	0320_14.D	ICAL 25	25 ppbV	03/21/19 5:36
16)	14	0320_15.D	ICAL 40	40 ppbV	03/21/19 6:17
17)	15	0320_16.D	xxxxxxxxxx		03/21/19 6:54
18)	18	0320_17.D	xxxxxxxxxx		03/21/19 7:26
19)	19	0320_18.D	xxxxxxxxxx		03/21/19 7:58
20)	20	0320_19.D	xxxxxxxxxx		03/21/19 8:35
21)	21	0320_20.D	xxxxxxxxxx		03/21/19 9:13
22)	22	0321_01.D	xxxxxxxxxx		03/21/19 9:48
23)	23	0321_02.D	xxxxxxxxxx		03/21/19 10:22
24)	24	0321_03.D	xxxxxxxxxx		03/21/19 11:00
25)	25	0321_04.D	xxxxxxxxxx		03/21/19 11:40
26)	26	0321_05.D	xxxxxxxxxx		03/21/19 12:12
27)	27	0321_06.D	xxxxxxxxxx		03/21/19 12:49
28)	28	0321_07.D	xxxxxxxxxx		03/21/19 13:27
29)	29	0321_08.D	xxxxxxxxxx		03/21/19 14:05
30)	30	0321_09.D	xxxxxxxxxx		03/21/19 14:43
31)	31	0321_10.D	xxxxxxxxxx		03/21/19 15:21
32)	32	0321_11.D	xxxxxxxxxx		03/21/19 16:44
33)	33	0321_12.D	xxxxxxxxxx		03/21/19 17:24
34)	34	0321_13.D	xxxxxxxxxx		03/21/19 18:04
35)	35	0321_14.D	xxxxxxxxxx		03/21/19 18:43
36)	36	0321_15.D	xxxxxxxxxx		03/21/19 19:19
37)	37	0321_16.D	xxxxxxxxxx		03/21/19 19:55
38)	38	0321_17.D	xxxxxxxxxx		03/21/19 20:34
39)	39	0321_18.D	xxxxxxxxxx		03/21/19 21:13
40)	40	0321_19.D	xxxxxxxxxx		03/21/19 22:09
41)	41	0321_20.D	xxxxxxxxxx		03/21/19 22:43
42)	42	0321_21.D	xxxxxxxxxx		03/21/19 23:18
43)	43	0321_22.D	xxxxxxxxxx		03/21/19 23:52
44)	44	0321_23.D	xxxxxxxxxx		03/22/19 0:30
45)	45	0321_24.D	xxxxxxxxxx		03/22/19 1:09
46)	46	0321_25.D	xxxxxxxxxx		03/22/19 1:48
47)	47	0321_26.D	xxxxxxxxxx		03/22/19 2:26
48)	48	0321_27.D	xxxxxxxxxx		03/22/19 3:00
49)	49	0321_28.D	xxxxxxxxxx		03/22/19 3:34
50)	50	0321_29.D	xxxxxxxxxx		03/22/19 4:08
51)	51	0321_30.D	xxxxxxxxxx		03/22/19 4:42
52)	52	0321_31.D	xxxxxxxxxx		03/22/19 5:16
53)	53	0321_32.D	xxxxxxxxxx		03/22/19 5:50
54)	54	0321_33.D	xxxxxxxxxx		03/22/19 6:25

Injection Log

Data Directory: H:\AIR2019\CHEM24\04APR\03\

Line	Vl	FileName	SampleName	MiscInfo	Injection Time
1)	0	0403_14.D	xxxxxxxxxx		N/A
2)	1	0403_01.D	xxxxxxxxxx		04/03/19 16:03
3)	2	0403_02.D	BFB TUNE - CCAL 1	1.0ppb - 1.0ppb	04/03/19 16:38
4)	3	0403_03.D	xxxxxxxxxx		04/03/19 17:12
5)	4	0403_04.D	CC80334 LCS	CC80334 LCS	04/03/19 17:50
6)	5	0403_05.D	xxxxxxxxxx		04/03/19 18:24
7)	6	0403_06.D	xxxxxxxxxx		04/03/19 18:56
8)	7	0403_07.D	CC80334 BLANK	CC80334 BLANK	04/03/19 19:29
9)	8	0403_08.D	xxxxxxxxxx		04/03/19 20:06
10)	9	0403_09.D	CC80334 QC	CC80334 QC	04/03/19 20:44
11)	10	0403_10.D	80334 DUP	CC80334 DUP	04/03/19 21:21
12)	11	0403_11.D	xxxxxxxxxx		04/03/19 21:59
13)	12	0403_12.D	xxxxxxxxxx		04/03/19 22:36
14)	13	0403_13.D	xxxxxxxxxx		04/03/19 23:14
15)	15	0403_15.D	xxxxxxxxxx		04/03/19 23:47
16)	16	0403_16.D	xxxxxxxxxx		04/04/19 0:19
17)	17	0403_17.D	xxxxxxxxxx		04/04/19 1:22
18)	18	0403_18.D	xxxxxxxxxx		04/04/19 2:00
19)	19	0403_19.D	xxxxxxxxxx		04/04/19 2:37
20)	20	0403_20.D	xxxxxxxxxx		04/04/19 3:15
21)	21	0403_21.D	IA DUP	CC81349	04/04/19 3:52
22)	22	0403_22.D	xxxxxxxxxx		04/04/19 4:26
23)	23	0403_23.D	xxxxxxxxxx		04/04/19 4:59
24)	24	0403_24.D	xxxxxxxxxx		04/04/19 5:33
25)	25	0403_25.D	xxxxxxxxxx		04/04/19 6:07
26)	26	0403_26.D	xxxxxxxxxx		04/04/19 6:40
27)	27	0403_27.D	xxxxxxxxxx		04/04/19 7:14
28)	28	0403_28.D	xxxxxxxxxx		04/04/19 8:59
29)	29	0403_29.D	xxxxxxxxxx		04/04/19 9:37
30)	30	0403_30.D	xxxxxxxxxx		04/04/19 10:13
31)	31	0403_31.D	IA	CC81348	04/04/19 10:51
32)	32	0403_32.D	OA	CC81350	04/04/19 11:29
33)	33	0403_33.D	xxxxxxxxxx		04/04/19 12:02
34)	34	0403_34.D	SS	CC81347	04/04/19 12:45
35)	35	0403_35.D	xxxxxxxxxx		04/04/19 13:19
36)	36	0403_36.D	xxxxxxxxxx		04/04/19 13:52
37)	37	0404_01.D	xxxxxxxxxx		04/04/19 14:30
38)	38	0404_02.D	xxxxxxxxxx		04/04/19 15:20
39)	38	0404_03.D	xxxxxxxxxx		04/04/19 15:54
40)	39	0404_04.D	xxxxxxxxxx		04/04/19 16:29
41)	40	0404_05.D	xxxxxxxxxx		04/04/19 17:07
42)	41	0404_06.D	xxxxxxxxxx		04/04/19 17:42
43)	42	0404_07.D	xxxxxxxxxx		04/04/19 18:14
44)	43	0404_08.D	xxxxxxxxxx		04/04/19 18:46
45)	44	0404_09.D	xxxxxxxxxx		04/04/19 19:24
46)	45	0404_10.D	xxxxxxxxxx		04/04/19 20:05
47)	46	0404_11.D	xxxxxxxxxx		04/04/19 20:43
48)	47	0404_12.D	xxxxxxxxxx		04/04/19 21:20
49)	48	0404_13.D	xxxxxxxxxx		04/04/19 21:54
50)	49	0404_14.D	xxxxxxxxxx		04/04/19 22:27
51)	50	0404_15.D	xxxxxxxxxx		04/04/19 23:31
52)	51	0404_16.D	xxxxxxxxxx		04/05/19 0:04
53)	52	0404_17.D	xxxxxxxxxx		04/05/19 0:37
54)	53	0404_18.D	xxxxxxxxxx		04/05/19 1:15
55)	54	0404_19.D	xxxxxxxxxx		04/05/19 1:58
56)	55	0404_20.D	xxxxxxxxxx		04/05/19 2:41
57)	56	0404_21.D	xxxxxxxxxx		04/05/19 3:18
58)	57	0404_22.D	xxxxxxxxxx		04/05/19 4:29
59)	58	0404_23.D	xxxxxxxxxx		04/05/19 5:03
60)	59	0404_24.D	xxxxxxxxxx		04/05/19 5:37
61)	60	0404_25.D	xxxxxxxxxx		04/05/19 10:56
62)	61	0404_26.D	xxxxxxxxxx		04/05/19 11:31

APPENDIX G

HEALTH & SAFETY PLAN

HEALTH & SAFETY PLAN

PROJECT INFORMATION

A. Project Site: Former Haight/American Hide Tannery Brownfield Cleanup Agreement
BCA Site No. C546055-10-12

B. Project Activities:

- o Site Inspection Services
- o Soil Boring & Well Installation Program
- o Survey / Mapping Services
- o Soil and Groundwater Sampling
- o Soil Vapor Intrusion Sampling

C. Location: 125 Bath Street Ballston Spa, Saratoga County, New York

D. Name and Address of Owner/Lead Contacts:

RFID Textile Services, Inc.
1105 Lakewood Property, Suite 210
Alpharetta, GA 30009, &
JJB 125 Bath LLC
125 Bath St.
Ballston Spa, NY 12020

E. Emergency Contacts & Project Phone Numbers:

1.	NYS Department of Environmental Conservation – R5	(518) 897-1200
2.	JJB 125 Bath LLC	(518) 281-3745
3.	RFID Textile Services, Inc. (Local Contact)	(518) 708-3836
4.	RFID Textile Services, Inc. (Corporate Contact)	(904) 228-8721
5.	Saratoga Hospital (Malta Facility)	(518) 289-2024
6.	State Police Department	(911)
7.	Underground Facilities Protection Organization (UFPO)	(800) 962-7962
8.	Village of Ballston Spa Offices	(518) 885-5711

F. History and Nature of Site

Historic records document industrial development of the Site beginning in ± 1881. Tannery operations of the *Haight and Company, American Hide & Leather*, and *Howes Leather* which were the focus of an ECI IRM, reportedly occurred during the period from 1887 to 1960. The most recent operator of the Site was Angelica, which acquired the Site and the business entity, Linen Systems for Hospitals, Inc. ("Linen Systems") in 1977 and officially changed Linen Systems name to Angelica on or about 1984. Linen Systems acquired title to the Site in 1977 (Ref. Exhibit B of the BCP application, including the deed). Linen Systems and later Angelica performed laundering of garments with detergents on the Site and warehoused linens from approximately 1977 through 2011 without the use of dry cleaning chemicals. Angelica has ceased operations on Site.

Environmental contamination associated with the Angelica Site was first discovered in July 2010 following an extended rain fall event, in the vicinity of a former 100,000 gallon No. 6 oil above ground storage tank (AST) that historically operated northeast of the 2017 demolition IRM work zone. Upon discovery, the NYSDEC assigned Spill No. 1004405 to the release (Ref. Exhibit K of the BCA application). Remedial investigation (RI) work conducted at the Site by Environmental Compliance, Inc. (ECI) sufficiently demonstrated that the nature and extent of the

contaminants warranted the inclusion of the Site into the NYSDEC Brownfields Cleanup Program (BCP). The Site was accepted in the BCP on January 31, 2013.

Demolition interim remedial measure (IRM) work at the Site in 2017 was completed specifically to facilitate supplemental remedial investigation (SRI) work below (6) condemned manufacturing structures, a large smoke stack and foundational ruins located west of the ±80,000 square foot commercial manufacturing structure and historically operated as the Former Haight/American Hide Tannery manufacturing facility. The demolitions IRM work included the closure of abandoned fuel storage systems, undocumented vessels found to exist in one of the former manufacturing structures as well as the demolition of a pump house and storage buildings outside the SRI area of concern located along the Gordon Creek. The ± 80,000 square foot commercial manufacturing structure (most recently operated by Angelica) located along the eastern road frontage of the Site was excluded from the demolition IRM work. The demolition IRM work zone comprised a footprint of ± 2.5 acres. (Ref, Interim Remedial Measure Construction Completion Report Demolition of Site Buildings dated April 2018).

The HASP describes protection standards, practices and procedures pertaining to the SRI work to be performed at the Site. The HASP is written with the intent of developing the awareness of site personnel to the health and safety hazards, which may exist, thereby avoiding unnecessary risks. The HASP establishes safety practices, procedures and personal protection standards and applies to all on Site activities. All personnel who perform project activities associated with the SRI work will familiarize themselves with this HASP and comply with its requirements

Note:

1. All information contained herein shall be reviewed by on site personnel prior to entering the work zone.

2. This HASP applies to all personnel. Outside agent/contractors are also responsible for their own internal Health and Safety Plan(s) prior to entering the site.

G. Project Objectives:

The Site is an active NYSDEC Brownfield Cleanup Agreement (BCA) site (i.e., BCA No. C546055-10-12). Information developed at the Site thus far suggests that the chemical impacts associated with prior commercial/industrial use of the Site include volatile organic compounds (VOC), semi-VOC and heavy metals. NETC has developed this HASP to manage impacts encountered at the site (if any) with the goal of protecting human health and the environment.

H. Site/Waste Characteristics

Waste Types: Liquid X Solid X Sludge Gas X
Characteristics: Corrosive Ignitable Radioactive Volatile X
Toxic Reactive Unknown X

I. Field Work Description:

To address data gaps identified by the NYSDEC that prevented a significant threat determination in 2014, and to pursue a certificate of completion (COC) determination for the entire Site, the supplemental inspection and invasive testing services will be in locations below and immediately adjacent to the network of condemned manufacturing structures, which were removed during the 2017 IRM, located west of the vacant commercial manufacturing structure most recently operated by Angelica Textile Services, Inc.

J. Project Work Tasks:

- o Site Inspection Services
- o Soil Boring & Well Installation Program
- o Survey / Mapping Services
- o Soil and Groundwater Sampling Services
- o Soil Vapor Intrusion Sampling Services

Project Team Members:

Project Engineer:	Keith Rupert PE
Project Coordinator & Safety Officer (PCSO):	Jeff Wink PG
Geologists & Scientists:	Jeff Wink PG, Robert Gray PG, Austin Meys
Equipment Operator:	Steven Cline, Ray Hammond
Field Technician	Matthew Wink,

Comments: *Based on site conditions a modification to the scope of work may be deemed necessary. Any modification to the scope of services outlined in this HASP will first be endorsed by NETC.*

K. Hazard Evaluation

The suspected hazards which may exist at the Site during site activities can be grouped into three categories; chemical; heat stress; and physical hazards associated with the operation of machinery

Chemical Hazards

NETC understands chemical compounds previously identified at the site can be categorized as petroleum based hydrocarbons and heavy metals & that all previous work has been performed in level "D" protection. On this basis, continuous respiratory protection is not indicated for most field activities. However, the necessity of respiratory protection will be based on continuous gas monitoring to be performed during all invasive earthwork activities.

Heat Stress / Cold Stress

Field activities conducted during the summer and winter months have the potential to cause heat / cold related stresses. Heat / Cold stress prevention and symptoms are further discussed in Section T.

Physical Hazards

Physical hazards exist during the operation of pilot test generator, air compressor and blower equipment. These types of accidents may involve a wide range of bodily injuries and will be managed using conventional first responder first aid pursuant to EMS protocol as outlined in Sections S.

L. Personnel & Responsibilities

Listed below are key personnel involved with the project. Their responsibilities are also included:

1. PROJECT COORDINATOR / SITE SAFETY OFFICER

The project coordinator / site safety (PCSO) officer will direct the site investigation. After the project starts and the PCSO has had time to evaluate the potential for hazardous site conditions, he or she may determine that a member of the project team may assume site safety officer duties. The primary responsibilities of the PCSO are:

- Assuring that all personnel are aware of the potential hazards of the site as well as the proper and improper procedures for handling those hazards, should they occur, including all health and safety provisions and standards in this HASP.

- Assuring that the proper personnel protection equipment is available and utilized properly by all site personnel.

- Assure that site personnel observe the appropriate work practices procedures.

- Monitoring the performance of personnel to ensure that mandatory health and safety procedures are adequate and correcting any performances that do not comply with the HASP.

- Preparation and submittal of any and all project reports including progress, accident incident and contractual.

2. SITE PERSONNEL

Site personnel will be those individuals involved in field operations. Their primary responsibilities will be:

- Perform all required work safely.

- Familiarize them with and understand the HASP, including proper use of personal protection equipment.

- Report any unsafe conditions to supervisory personnel.

- Be aware of signs and symptoms of potential exposure to site contaminants and weather stress. Based on the limited scope to the SI on site personnel will be responsible for multi tasks as designated by the PCSO.

M. Emergency Services

Emergency services (fire, police, ambulance, and local hospitals) will be notified as applicable to activities at the site. Emergency telephone numbers will be conspicuously posted next to the field telephone. All field personnel will be made aware of the location of the site telephone and the directions to the closest emergency facility.

All field personnel will be trained in the recognition of heat stress (heat cramps, heat exhaustion, heat stroke) related to working in warm weather conditions. No person will work alone in the field; the buddy system will be strictly enforced and each will visually monitor his buddy as often as possible. Heat stress is discussed in more detail in Section T.

Water and first aid supplies will be strategically located on site for immediate access by on-site personnel. In the event of skin or eye contact with hazardous materials, the affected personnel will be immediately rinsed and brought to a physician. Subsequent to any emergency incident, a report describing the incident and those persons involved will be written and submitted to the PSOC.

N. Health & Safety Training

All field personnel will have received a "Health and Safety Training Course" for hazardous waste operations mandated by OSHA (29 CFR 1910.120). Appropriate personnel will receive the additional 8-hour supervisor's training.

Prior to starting work, the PCSO will conduct a training session to assure that all field personnel understand their safety responsibilities. All personnel will be instructed on potential health and safety hazards.

Specifically, the following topics will be covered in the initial training session:

- Potential routes of contact with contaminants.

- Types, proper use, limitations and maintenance of applicable protective clothing and equipment.

- respiratory protection using air-purifying respirators equipped with organic vapor and acid gas cartridges. This will include use, maintenance, storage, and limitations of use.

- Proper decontamination procedures and adherence to work zone boundaries.

- Proper waste/cuttings handling and disposal procedures.

- Reporting of accidents and availability of medical assistance.

- Recognition of symptoms and signs which indicate overexposure to contaminants or other hazards.

Each morning prior to the commencement of the day's work, on-site personnel will review the scheduled work for the day and health and safety procedures to be utilized with all team members. Additional training sessions will be conducted whenever any changes in health and safety hazards or procedures warrant it.

O. Standard Operating Safety Procedures

Standard operating safety procedures include precautions and operating practices that all responding personnel should follow. These include:

1. PERSONAL PRECAUTIONS

- No contact lenses may be worn on-site.

- Eating, drinking, chewing gum or tobacco, smoking, or any practice that increases the probability of hand-to-mouth transfer and ingestion of material is prohibited in any area designated contaminated.

- Whenever decontamination procedures for outer garments are in effect, the entire body should be thoroughly washed as soon as possible after the protective garment is removed.

- No facial hair which interferes with a satisfactory fit of the mask-to-face-seal is allowed on personnel required to wear respirators.

- Contact with contaminated or suspected contaminated surfaces should be avoided. Whenever possible, do not walk through puddles, leachate, discolored surfaces, kneel on ground, lean, sit or place equipment on drums, containers, or the ground.

- Medicine and alcohol can increase the effects from exposure to toxic chemicals. Unless specifically approved by a qualified physician, prescribed drugs should not be taken by personnel where the potential for absorption, inhalation or ingestion of toxic substances exists. Alcoholic beverages should be avoided during off-duty hours, if possible.

2. OPERATIONS

- All personnel entering the site must be thoroughly briefed on anticipated hazards, equipment to be worn, safety practice to be followed, emergency procedures, and communications.

- Any required respiratory protection and chemical protective clothing must be worn by all personnel entering areas designated for wearing protective equipment.

- Personnel on-site must use the buddy system at all times.

- Visual contact must be maintained between field and safety personnel.

- During continual operations, on-site workers act as safety backup to each other. Off-site personnel provide emergency assistance.

- Personnel should practice unfamiliar operations prior to performing the actual procedure.

- Entrance and exit locations shall be designated and emergency escape routes delineated by the PCSO.

- Communications using radios, hand signals, signs, or other means must be maintained between personnel at all times. Emergency communications will be prearranged by the PCSO in case of radio failure, necessity for evacuation of site, or other reasons.

- Personnel and equipment in the contaminated area should be minimized, consistent with effective site operations.

- All field personnel should make full use of their senses to alert themselves to potentially dangerous situations which they should avoid, e.g., presence of strong and irritating or nauseating odors.

- Field personnel should be familiar with the physical characteristics of the site, including:
  + wind direction in relation to contamination zones;
  + accessibility to associates, equipment, and vehicles;
  + communications;
  + operation zones;
  + site access; and
  + nearest safety shower and eyewash station.

- Procedures for leaving a contaminated area must be planned and implemented in accordance with the HASP prior to going on site.

- All visitors to the job site must comply with the HASP procedures. Personal protective equipment may be modified for visitors depending on the situation. Any modifications must be approved by the site PCSO.

P. Personal Protection Program

1. PROTECTIVE EQUIPMENT

Protective clothing and respiratory protection will help prevent on-site workers from coming in contact with contaminants. The selection of protective equipment will be based upon the types, concentrations, and routes of exposure that may be encountered. The appropriate level of protection for initial site entry will be based upon a conservative assessment of the best available site contamination information.

Based upon known facts relative to the site, Level D protective equipment is indicated during on-site work. During these activities, the minimum required personal protective equipment for personnel within the work zone (Hot Zone) will consist of the following:

Hard-hat
Safety glasses (when full-face respirator is not indicated)
Steel-toe work boots
Tyvek suit (optional) or equivalent coverall clothing
Gloves
Safety glasses
Hearing protection
Use of the full face APR (equipped with organic vapor and acid gas cartridges) will be required when 5 PPM vapor is recorded on the Photoionization detector (PID) or a published TLV is documented within the ambient air of the work zone, after which use of the respirator will be mandatory.

2. FIELD MONITORING

During all drilling operations, monitoring of breathing space in proximity to the drilling equipment will be conducted with a PID calibrated to read 1:1 for Benzene. The results of PID monitoring will be used to advise personnel regarding existing conditions and to determine policy relative to the use of protective equipment. Monitoring will also be conducted during all drilling operations to detect any release of volatile organic compounds (VOC). This monitoring will be used to protect personnel from unsafe and/or unhealthful conditions. During other on-site activities not involving heavy equipment, sampling or the potential exposure to hazardous materials, Level D equipment is optional at the discretion of the site PCSO. Additional personal monitoring may be instituted based on the results of the initial field services.

Q. Site Control - Work Zones

1. CONTROL AT THE SITE

The site will be controlled to reduce the possibility of: (1) contact with any contaminants present and (2) removal of contaminants by personnel or equipment leaving the site. The possibility of exposure or translocation of substances will be reduced or eliminated by:

- Setting up security and physical barriers to exclude unauthorized personnel from the general area.
- Minimizing the number of personnel and equipment on-site consistent with effective operations.
- Establishing work zones within the site.
- Establishing control points to regulate access to work zones.
- Conducting operations in a manner to reduce the exposure of personnel and equipment and to eliminate the potential for airborne dispersion.
- Implementing appropriate decontamination procedures.

Three contiguous work zones are recommended:

Zone I:	Exclusion Zone
Zone II:	Contamination Reduction Zone
Zone III:	Support Zone

Zone I: Exclusion Zone

The Exclusion Zone, the innermost of three areas, is the zone where contamination could occur. This zone will generally correspond to the immediate work zone surrounding the pilot test equipment. All people entering the Exclusion Zone must wear prescribed levels of protection. An entry and exit checkpoint will be established at the periphery of the Exclusion Zone to regulate the flow of personnel and equipment into and out of the zone. This will assist in verifying the procedures established to enter and exit are followed.

The outer boundary of Zone I, the Hotline, has been established to be a 25 foot radius from the test wells. The Hotline will be defined by marker cones or similar barriers. During subsequent site operations, the boundary may be modified or adjusted as more information becomes available.

All personnel within the Exclusion Zone must wear the required level of protection. Personnel protective equipment is designed based on site-specific conditions including the type of work to be performed and the hazards that might be encountered. Different levels of protection may be justified within the Exclusion one as determined by the site PCSO after reviewing the specific operations.

Zone II: Contamination Reduction Zone

Between the Exclusion Zone and the Support Zone is the Contamination Reduction Zone which provides a transition between contaminated and clean zones. Based on the nature of this field services this will be a flexible zone, but will generally correspond with the sites property line. At this time, the Contamination Reduction Zone is considered to be that area outside the network of monitoring wells. In the event gross contamination is encountered a designated site-specific contamination zone and associated reduction corridors will be established by the designated PCOS.

Unless otherwise specified by the PCSO, during pilot test personnel entering Contamination Reduction Zone will be required to wear the prescribed personnel protective equipment, as required.

Zone III: Support Zone

The Support Zone, the outermost part of the site, is a non-contaminated or clean area. Support equipment is located in the zone; traffic is restricted to authorized site personnel. Since normal work clothes are appropriate within this zone, potentially contaminated personnel clothing, equipment, and samples are not permitted, but are left in the Contamination Reduction Zone until they are decontaminated.

R. Decontamination Procedures

Contaminated equipment and materials leaving the site must be decontaminated or isolated appropriately. All materials will be assumed contaminated if they have been used within the Exclusion Zone. Procedures for decontamination will vary based on the level of work. Decontamination procedures may require water, soap and brushes, and a collection system for the contaminated wash water. Requirements for decontamination will be to permit safe travel of equipment leaving the property.

NETC understands water will be made available to its staff for rinsing off contaminated material. Tyvek outer clothing (if used) will be discarded. The decontamination area will be set up to decontaminate clothing and equipment of team members leaving the Exclusion Zone on an as needed basis. Decontamination will consist of a thorough soap and water wash. Personal decontamination will become necessary only after personnel encountering gross contamination.

S. Emergency Information

1. EMERGENCY SITUATION

All on site activities present a potential risk to on-site personnel. During routine operations, risk is minimized by establishing good work practices, staying alert, and using proper personal protective equipment. Unpredictable events such as physical injury, chemical exposure, or fire may occur and must be anticipated.

Emergency conditions are considered to exist if:

- Any member of the field crew is involved in an accident or experiences any adverse effects or symptoms of exposure while on site; or
- A condition is discovered that suggests the existence of a situation more hazardous than anticipated.

2. EMERGENCY PROCEDURES

a) General: The following emergency procedures should be followed: In the event of emergency, the appropriate contacts identified in the emergency phone numbers list at the front of this HASP shall be notified. This list should be posted conspicuously at the site.

- Personnel on site should use the "buddy" system (teams).
- Buddies should prearrange hand signals or other means of emergency signals for communications in case of being out of hearing range.
- Visual contact should be maintained between "teams" in order to assist each other in case of emergencies.
- In the event that any member of the field crew experiences any adverse effects or symptoms of exposure while on site, the entire crew should immediately halt work and act according to the instructions provided by the PCSO.
- The discovery of any condition that would suggest the existence of a situation more hazardous than anticipated should result in the evacuation of personnel and reevaluation of the hazard and the level of protection required.
- In the event an accident occurs, the PCSO will complete an Accident Report Form (see Attachment A). Follow-up action shall be taken to correct any situation that caused the accident.

b) Personal Injury: In case of personal injury at the site, the following procedures will be implemented:

- On-site personnel administer treatment to an injured worker.
- The victim will be transported to the nearest hospital or medical center. If necessary, an ambulance will be called to transport the victim.

c) Chemical Exposure: If a member of the field crew is exposed to hazardous chemicals, theprocedures outlined below will be followed:

- Another crewmember (buddy) will remove the individual from the immediate area of contamination.
- Precautions will be taken to avoid exposure of other individuals to the chemicals.

- If the chemical is on the individual's clothing, first rinse the clothing if possible, and then the clothing should be removed if it is safe to do so.

- If the chemical has contacted the skin, the skin will be washed with copious amounts of water.

- In case of eye contact, an emergency eyewash will be used.

- If necessary, the victim will be transported to the nearest hospital or medical center. The nature of the injury may require that an ambulance should be called to transport the victim.

- All chemical exposure incidents must be reported in writing by the PCSO on an Accident Report Form.

d) Escape Routes: Flags will be positioned at various other locations to indicate wind direction. In the event of a sudden release of fire, all personnel will move away from the immediate area in an upwind direction and then to the site exit point. Personnel downwind of the incident will first move to the perimeter of the site and then upwind to a safe distance.

e) Signal for Evacuation: In the event of a sudden release or fire requiring immediate evacuation of personnel, the signal for evacuation will be three quick horn signals from the NETC carrier vehicle or equivalent signal source. The horns will be kept in a conspicuously visible location for quick access by all on site personnel.

f) Other Signals: NETC equipment will be equipped with a fire extinguisher. It will also be the operator's responsibility to practice fire prevention measures such as periodically cleaning the equipment to keep it free of accumulated oil/grease or other combustible materials. In the event of an equipment fire or any other fire which cannot be controlled with available fire extinguishers, the local fire department will be summoned.

T. Thermal Exposure Monitoring

1. GENERAL: Adverse weather conditions are important considerations in planning and conducting site operations.

a) HEAT STRESS

Heat stress can result when the protective clothing decreases natural body ventilation. This can occur even when temperatures are moderate. Various levels of personal protection require low permeability disposable suits, gloves and boots, which prevent most natural body ventilation. Discomfort due to increased sweating and body temperature (heat stress) will therefore be expected at the work site. Some signs and symptoms of heat stress are:

Heat Rash - Continuous exposure to heat or humid air

Heat Cramps - Inadequate electrolyte replacement
- muscle spasm
- pain in the hands and feet

Heat Exhaustion - Inadequate blood circulation
- pale, cool, moist skin
- heavy sweating
- dizziness
- nausea
- fainting

Heat Stroke - Temperature regulation fails and the body temperature rises to critical levels
- red, hot, usually dry skin
- lack of or reduced perspiration
- nausea
- dizziness and confusion
- strong, rapid pulse
- coma

b) Monitoring

Heart Rate - Radial pulse will be recorded during a 30-second period as early as possible in the rest period.

If the heart rate is >110 beats/minute at the beginning of the rest period, the next work cycle will be shortened by one-third and the rest period will remain the same.

If the heart rate is still >110 beats/minute at the next period, the following work cycle will be shortened by one-third.

Strip thermometers will be used if deemed necessary to record an individual's temperature at time intervals as follows:

Ambient Air Temperature	Interval
>70oF	every 3 hours
>80oF	every 2 hour
>90oF	every 1/2 hour

If normal temperature exceeds 99.6oF (37.6oC), the next work cycle will be shortened by one-third.

If oral temperature still exceeds 99.6oF (37.6oC) at the beginning of the next rest period, the following work cycle will be shortened by one-third.

No worker will be permitted to wear a semi-permeable garment when his/her oral temperature exceeds 100oF (38.1oC).

Recommendations to reduce heat stress:

Drink plenty of fluids (to replace loss through sweating)

Make adequate shelter available for taking rest breaks to cool off.

For extremely warm weather, follow these additional recommendations:

Wear cooling devices to aid in ventilation (the additional weight may affect efficiency.

Install portable showers or hose down facilities to cool clothing and body.

Shift working hours to early morning and early evening avoiding the hottest time of the day.

Rotate crews wearing the protective clothing.

c) COLD EXPOSURE

Prolonged exposure to cold will occur without proper protection, and the effects of cold exposure can be felt in temperatures above freezing as well as below freezing. Exposure to cold can cause severe injury (frostbite) or an overall drop in body temperature. Fingers, toes, and ears are most susceptible to frostbite. Both the outdoor temperatures and wind velocity play a part in cold weather injuries. Wind chill is used to describe the chilling effect of moving air in combination with low temperatures. Cold exposure is a serious threat to the site personnel that remove protective clothing and expose perspiration soaked underclothing to the cool air. Water conducts heat 240 times faster than air, thus rapidly cooling the body and wet clothing.

Systemic hypothermia is caused by exposure to freezing or rapidly dropping temperatures - its symptoms are usually seen in 5 stages:

- shivering
- apathy, listlessness, sleepiness and rapid body cooling
- unconsciousness, glassy stare slow pulse and respiratory rates
- freezing of the extremities (most sensitive to freezing first are the fingers, toes and ears)
- death

U. Record Keeping

1. PERSONNEL EXPOSURE

A site daily log with a required sign-in, sign-out procedure will document the time spent by each team member on the site. This information will be supplemented by AECOM provided air monitoring in the work zone.

2. PROTECTIVE EQUIPMENT

A checklist will track all protective equipment brought into the field each day. This will ensure that decontamination is performed in the field that any additional preparation, such as sanitizing face masks (if deemed necessary), is performed in the decontamination area prior to reuse. Any equipment malfunction must be noted on the checklist and repaired before reuse. Other routine maintenance checks will be scheduled and recorded on a regular basis to ensure that protective equipment is effective at all times.

3. INCIDENT REPORTS

Any chemical release to air, water, or soil must be reported to the PCSO. Any exposure to personnel resulting from such a release or from protective equipment failures must be reported immediately to the PCSO and / or other designated personnel as well as in writing within 24 hours.

4. MONITORING EQUIPMENT

Unless otherwise directed NETC is not responsible air monitoring at the property.

V. Sample Handling , Transportation & Shipment

1. HANDLING

Unless otherwise directed NETC is not responsible for sample collection. Any samples collected by NETC will be properly labeled and placed in clean containers before being removed from the site. To minimize the hazards to laboratory personnel associated with sample handling, sample volumes sent to the lab will be no larger than necessary and all sample containers will be sealed prior to shipment.

2. TRANSPORT

All samples collected at the site will be taken to a pre designated sample bank to be established / designated by the PCSO for preparation for shipment to appropriate laboratories. No samples, specimens, or other materials will be removed from the site other than those, which will be transmitted to the sample bank, or to designated disposal areas. All samples will be properly packaged following the sampling protocols to preserve the integrity of the sample and to prevent the inadvertent escape of contaminants. In addition, all samples will be placed in a suitable container before transport to prevent leakage.

3. SHIPPING

Shipping containers and labeling procedures will follow established protocols. Samples will be packed in ice chests filled with packing material and "Blue Ice". Department of Transportation regulations for sealing and marking the ice chests will be followed. At this time it is anticipated that all samples will be shipped by NETC to its laboratory subcontractor designated for this work.

ATTACHMENT A

TAILGATE SAFETY MEETING FORMS

TAILGATE SAFETY MEETING

Date: _____ Time: _____ Job Number: _____

Client: _____

Job Location: _____

Type of Work: _____

Chemical Used: _____

SAFETY TOPICS PRESENTED

Protective Clothing / Equipment: _____

Chemical Hazards: _____

Physical Hazards: _____

Emergency Procedures: _____

Hospital / Clinic: _____ Phone Number: _____

Hospital Address: _____

Special Equipment: _____

Other: _____

ATTENDEES

NAME PRINTED	SIGNATURE

Meeting conducted by:

NAME PRINTED	SIGNATURE

INJURY REPORT FORMS

Employee's Report of Injury

(To be completed by the employee only.)

Employee's name: _____ Male__ Female__
Last First Middle

Date of birth: ____/____/____ Home telephone # (_____) _____

Home address: _____

City: _____ State: _____ Zip Code: _____

Present classification: _____ How long employed here: _____

Social Security No.: _____-_____-_____ Weekly salary: _____

Location of accident:_____
Address Area (loading dock, bathroom, etc.)

Date of accident: _____ Time of accident: _____

Describe fully how accident occurred: (including events that occurred immediately before the accident):

_____

_____

_____

_____

Describe bodily injury sustained (be specific about body part(s) affected): _____

_____

_____

Recommendation on how to prevent this accident from recurring:_____

_____

Name of supervisor: _____ Phone#_____
Last First

Name(s) of witness(es): _____ Phone#_____
(Attach witness(es) report(s))

When did you report the accident to your supervisor? _____

To whom did you report the injury?_____

Do you require medical attention? Yes:_____ No:_____ Maybe:_____

Name of your treating physician:_____ Phone#_____

Signature of employee: _____ Date: _____

Form may be copied as needed

Accident Witness Statement

(To be completed by accident witness)

Injured employee's name: _____
Last First Middle

Name of witness: _____ Ph# _____
Last First Middle

Job title of witness: _____ How long employed here?_____

Home address of witness: _____

City: _____ State: _____ Zip Code: _____

Location of accident: _____
Address/Name of building Area (bathroom, etc.)

Date of accident: _____ Time of accident: _____

Describe fully how accident occurred: (including events that occurred immediately before the accident):

_____

_____

_____

_____

_____

Describe bodily injury sustained (be specific about body part(s) affected): _____

_____

_____

Recommendation on how to prevent this accident from recurring:_____

_____

Name of Witnesse's Supervisor: _____ Ph#_____
Last First

Signature of Witness: _____ Date: _____

Form may be copied as needed

Supervisor's Accident Investigation

(To be completed by the employee's supervisor or other responsible administrative official)

Location where accident occurred		Employer's Premises: Yes ☐ No ☐ Job site: Yes ☐ No ☐	Date of accident or illness
Who was injured?		☐ Employee ☐ Non-Employee	Time of accident a.m. ☐ p.m. ☐
Length of time with firm	Job title or occupation	Name of dept. normally assigned to	How long has employee worked at job where injury or illness occurred?
What property/equipment was damaged?			Property/equipment owned by:
What was employee doing when injury/illness occurred? What machine or tool was being used? What type of operation?			
How did injury/illness occur? List all objects and substances involved.			
Part of body affected/injured?		Any prior physical conditions? If so, what? Yes ☐ No ☐	
Nature and extent of injury/illness and property damaged (be specific)			

PLEASE INDICATE ALL OF THE FOLLOWING WHICH CONTRIBUTED TO THE INJURY OR ILLNESS

____ Failure to lockout	____ Improper maintenance	____ Poor housekeeping
____ Failure to secure	____ Improper protective equipment	____ Poor ventilation
____ Horseplay	____ Inoperative safety device	____ Unsafe arrangement or process
____ Improper dress	____ Lack of training or skill	____ Unsafe equipment
____ Improper guarding	____ Operating without authority	____ Unsafe position
____ Improper instruction	____ Physical or mental impairment	____ Other _____

Supervisor's corrective action to ensure this type of accident does not recur: _____

_____

_____

_____

Was employee trained in the appropriate use of Personal Protective Equipment/Proper safety procedures? ... Yes ___ No ____

Was employee cautioned for failure to use Personal Protective Equipment/Proper safety procedures? ..... Yes ___ No ____

Did employee promptly report the injury/illness? ..... Yes ___ No ____

Is there modified duty available? ..... Yes ___ No ____

Supervisor's name	Supervisor's signature	Phone#	Date

Form may be copied as needed

APPENDIX H

GROUNDWATER MONITORING DATA

Groundwater Monitoring Data

Angelica Textile Service

125 Bath Street Ballston Spa, New York

Date Recorded: July 28, 2017

Well ID No.	Ground Elevation (Feet)	PVC Elevation (Feet)	LNAPL (Feet)	Depth to Water (Feet)	Groundwater Elevation (Feet)
NW-1	256.66	256.69	-----	3.22	253.47
NE-1	257.05	257.83	-----	2.74	255.09
FD-4	257.18	256.88	-----	2.73	254.15
B3-2	255.5	255.55	-----	4.25	251.3
B4-1	256.00	255.97	-----	5.11	250.86
MW-6	255.9	255.89	-----	4.30	251.59
BB-2*	NM	NM	-----	3.42	NM
USB-2	NM	NM	NM	NM	NM
DB-1*	NM	NM	NM	NM	NM
MW-1**	244.34	243.87	NM	NM	NM
MW-2**	255.47	255.11	NM	NM	NM
MW-4**	249.51	249.06	NM	NM	NM

Note:

* Destroyed by demolition work prior to survey

** Monitoring will installed by ECI in 2013

Groundwater Monitoring Data

Angelica Textile Service

125 Bath Street Ballston Spa, New York

Date Recorded: April 10, 2018

Well ID No.	Ground Elevation (Feet)	PVC Elevation (Feet)	LNAPL (Feet)	Depth to Water (Feet)	Groundwater Elevation (Feet)
NW-1	256.66	256.69	-----	3.19	253.5
NE-1	257.05	257.83	-----	2.51	255.32
FD-4	257.18	256.88	-----	2.13	254.75
B3-2	255.5	255.55	-----	3.96	251.59
B4-1	256.00	255.97	-----	4.92	251.05
MW-6	255.9	255.89	-----	3.90	251.99
BB-2*	NM	NM	NM	NM	NM
USB-2	NM	NM	NM	12.78	NM
DB-1*	NM	NM	NM	NM	NM
MW-1**	244.34	243.87	NM	2.88	240.99
MW-2**	255.47	255.11	NM	7.63	247.48
MW-4**	249.51	249.06	NM	3.85	245.21

Note:

* Destroyed by demolition work prior to survey

** Monitoring will installed by ECI in 2013